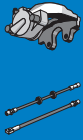


2019

# Bremssättel Brake Calipers



Bremssättel Brake Calipers  
Bremsen-Ersatzteilprogramm Brake Parts Program



2019

Bremsen-Ersatzteilprogramm

Brake Parts Program



Brakethrough Technology





## Erstklassig First-class

### Besser ist besser

Wenn es um Qualität geht, genügt uns ein „sehr gut“ noch lange nicht. Wir erfüllen hohe Ansprüche an das Qualitätsmanagement und die europäische Sicherheitsnorm ECE-R90 wird von ATE sogar übertroffen. Zudem führen wir zahlreiche zusätzliche Tests durch, unter anderem zu Verschleiß und Wärmeleistung.

Auch Nachhaltigkeit ist uns wichtig: Wir stellen die Mischungen für ATE Bremsbeläge auf kupferfreie Materialien um und setzen bei ATE Ceramic auf geringen Abrieb. Nutzen ausschließlich umweltfreundliches Material für die Beschichtung von Bremsscheiben. Und bereiten Produkte wie Bremsattel wieder auf.

### Better is better

When it comes to quality, “very good” is simply not good enough for us. We meet high standards of quality management – and ATE even exceeds the European safety standard ECE-R90. We also perform many additional tests, including wear and thermal performance.

Sustainability is also important to us: we convert the compounds for ATE brake pads to copperfree materials and opt for low abrasion with ATE Ceramic. We only use environmentally friendly material for the coating of brake discs – and we remanufacture products like brake callipers.

## Original? Mit Sicherheit

Qualität ist für uns nicht nur während der Produktentwicklung und vor der Auslieferung ein Thema. Nach dem Kauf können Sie jederzeit überprüfen, ob Sie ein Original ATE Produkt vor sich haben – über ein zweistufiges Sicherheitsetikett.

Die erste Stufe ist der tesa Priospot®. Hier wurden die Merkmale des tesa Holospot® – der nach wie vor höchste Sicherheit bietet – noch weiter entwickelt. Die fälschungssichere Holografie-Technik mit verschiedenen Prüf- und Sicherheitsmechanismen schützt sogar das Etikett selbst vor Nachahmern.

Die zweite Stufe ist ein DataMatrix-Code, kurz MAPP-Code. Dessen letzte vier Ziffern werden auch im Holospot® bzw. Priospot® dargestellt – für ein Höchstmaß an Sicherheit.

Der Code kann per Scanner oder durch manuelle Eingabe auf der ATE Website überprüft werden und zeigt sofort an, ob es sich bei dem Produkt um ein Originalteil handelt. In Verbindung mit entsprechender Software wie der ATE App ist auch die Abfrage per Smartphone möglich.



Mehrstufiges ATE Sicherheits-etikett mit DataMatrix-Code (Mitte) und Tesa Priospot® (oben rechts).

Multi-stage ATE security label with Data Matrix code (centre) and tesa Priospot® (top right).

Zur Online-Abfrage und zum App-Download:  
[www.ate.de/original](http://www.ate.de/original)

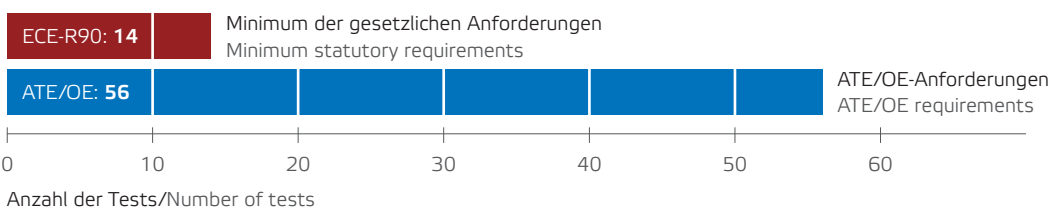
To online verification and app download:  
[www.ate-brakes.com/original](http://www.ate-brakes.com/original)



Wir engagieren uns bei MAPP –  
Manufacturers against Product Piracy.

We are committed to MAPP –  
Manufacturers against Product Piracy.

## Einfach mehr Tests: ATE Bremsbeläge More tests: ATE brake pads



## Original? Yes – and safe

For us, quality is not only a key issue during product development and before delivery – after purchase, a two-stage security label lets you check if you have an original ATE product at any time – the tesa Priospot.

Its predecessor, the tesa Holospot®, still offers a very high level of security – but the tesa Priospot® takes security to an entirely new level. With its range of inspection and security mechanisms, this holographic technology cannot be faked and prevents even the label itself from being copied.

The second stage is a Data Matrix code known as the MAPP code. Its last four digits are shown in the Holospot® or Priospot® – for absolute maximum security.

The code can be checked on the ATE website by scanner or by manual input and immediately shows whether or not the part is an original. Verification can also be performed via smartphone if appropriate software like the ATE app is used.

# Bremsbeläge

## Eine Klasse für sich

Brake pads

A class of their own

### ATE Original Bremsbeläge

Andere Hersteller nutzen für Bremsbeläge zehn verschiedene Belagmischungen. Bei uns sind es mehr als 150 und unsere internen Tests sind weit strenger, als es die gesetzlichen Bestimmungen erfordern. So bieten wir für jeden Fahrzeugtyp den optimalen Bremsbelag – mit 98 Prozent Abdeckung in Europa, und das überwiegend mit Original-Erstausrüster-Mischungen. Dabei können sich die Autofahrer auf maximale Sicherheit ebenso verlassen wie auf maximalen Komfort. Es gibt eben nur ein Original.

### ATE Original brake pads

Other manufacturers use ten different compounds for their brake pads. We use more than 150 – and our internal tests are far more stringent than required by the regulations. That's why we offer the optimum brake pad for every type of vehicle – with 98 per cent coverage in Europe, mainly with original equipment manufacturer compounds. So motorists can rely on maximum safety and maximum comfort. There is only one original.

### ATE Ceramic Bremsbeläge

Wirklich eine saubere Sache. Durch die innovative Belagmischung entsteht bei ATE Ceramic Bremsbelägen nur sehr wenig Abrieb, der zudem kaum haftet. Deshalb setzt sich praktisch kein Bremsstaub ab und schöne Felgen behalten viel länger ihren Glanz. Ceramic Bremsbeläge sind so sicher wie ein konventioneller Belag, besonders langlebig und ideal in Kombination mit den beschichteten ATE Bremsscheiben. Und es gibt noch einen weiteren Vorteil: Sie lassen sich ganz einfach statt der üblichen Bremsbeläge einbauen.

### ATE Ceramic brake pads

A clean solution. The innovative ATE Ceramic formula produces very few abraded particles, and they have hardly any adhesive characteristics. This means that hardly any brake dust settles and shiny wheel rims retain their lustre much longer. Ceramic brake pads are as safe as conventional pads, are particularly durable and ideal when used in combination with the coated ATE brake discs. Yet another advantage? They can be easily installed instead of the usual brake pads.

Auf unserer Website [www.ate.de/originalbelag](http://www.ate.de/originalbelag) können Sie sich näher informieren.

Learn more on our website at [www.ate-brakes.com/originalpad](http://www.ate-brakes.com/originalpad)

Auf unserer Website [www.ate.de/ceramic](http://www.ate.de/ceramic) erfahren Sie mehr.

Learn more on our website at [www.ate-brakes.com/ceramic](http://www.ate-brakes.com/ceramic)





## Bremsverhalten von Original ATE Bremsbelägen

### Braking behaviour of ATE Original brake pads

**Reibwert beim ersten Einbremsen der Beläge**  
Coefficient of friction at first application of the pads



**Reibwert bei kaltem Bremssystem**  
Coefficient of friction with cold braking system



**Reibwert beim Herunterbremsen aus hohen Geschwindigkeiten**  
Coefficient of friction when slowing from high speeds



**Reibwert, wenn zum ersten Mal im Hochtemperaturbereich gebremst wird**  
Coefficient of friction when first used at high temperature



■ ATE Original Bremsbeläge / ATE Original brake pads  
■ Standardbelag eines Wettbewerbers / Competitor's standard brake pads



# Bremsscheiben Für jeden Anspruch die Richtige

Brake discs

The right one for every requirement

Die Details zu ATE Bremsscheiben finden Sie auf unserer Website  
[www.ate.de/produkte/scheibenbremsen/original-ate-bremsscheiben](http://www.ate.de/produkte/scheibenbremsen/original-ate-bremsscheiben)

You'll find more details about the ATE brake discs on our website at  
[www.ate-brakes.com/products/disc-brakes/ate-original-brake-pads](http://www.ate-brakes.com/products/disc-brakes/ate-original-brake-pads)







## Alles für die optimale Bremsleistung

Es gibt so viele unterschiedliche Fahrzeugmodelle und Anforderungen – ATE hat für jeden Bedarf die richtigen Bremscheiben. Präzise gefertigt aus hervorragenden Erstausrüster-Materialien und in einer Qualität, die die ECE-R90-Norm schon heute im nahezu gesamten Portfolio übertrifft. Besser gehts nicht.

## Original ATE Bremscheiben

In Original ATE Bremscheiben stecken durchdachte Technologie, hochwertige Materialien und unser ganzes Know-how. Sie entsprechen genau den Bremscheiben, die vom Hersteller verbaut wurden: Ob glatt, gelocht oder genietet, hochgekohlt, einteilig, gestiftet oder genietet, mit oder ohne Radlager – wir haben immer die passende Lösung für sicheres und komfortables Bremsen. Und auch den passenden Belag dazu. Eine gute Kombination sind zum Beispiel beschichtete Bremscheiben und die staubarmen ATE Ceramic Bremsbeläge oder natürlich unsere Original Bremsbeläge. Die Original ATE Bremscheiben sind mit 98 Prozent Abdeckung in Europa verfügbar und auch – wenn der Fahrzeughersteller es vorgibt – mit Befestigungsschrauben erhältlich.

## Everything for optimal braking performance

There are so many different vehicle models and requirements – and ATE has the right brake disc for each one. Precisely manufactured from excellent OEM materials, the quality of which already surpasses the ECE-R90 standard throughout most of our portfolio. It just couldn't get any better.

## Original ATE brake discs

ATE brake discs are packed full of sophisticated technology, high-quality materials and our entire expertise. They correspond exactly to the brake discs originally installed by the manufacturer. Whether smooth, perforated or grooved, high-carbon, one-piece, pinned or riveted and with or without wheel bearings – we always have the right solution for safe and comfortable braking. With the matching brake pad too. One good combination, for example – our coated brake discs and the low-dust ATE Ceramic brake pads, or our Original brake pads of course. Original ATE brake discs are available in 98 per cent of European countries and are also available with wheel bearings or – if prescribed by the vehicle manufacturer – with fixing screws.



**ATE PowerDisc**  
ATE PowerDisc



**Beschichtete Bremscheibe mit Befestigungsschrauben**  
Coated brake disc with fixing screws



**Beschichtete zweiteilige Bremscheibe**  
Coated two-piece brake disc



**Brake discs with wheel bearing**  
Brake discs with wheel bearing



# Mehr als sicher More than safe

## Bremsflüssigkeiten

ATE hat für jedes Fahrzeugmodell und jede Fahrweise die optimale Bremsflüssigkeit. Und alle lassen die gesetzlichen und technischen Standards weit hinter sich. Das Highlight für elektronische Bremssysteme: ATE SL.6. Die dünnflüssige Textur sorgt bei Niedrigtemperaturen für eine schnelle Reaktion von ABS oder ESP® – und so für höchste Sicherheit.

## Brake fluids

ATE has the optimal brake fluid for every vehicle model and every driving style – and all our fluids leave the legal and technical standards far behind. Our highlight for electronic braking systems – the ATE SL.6. The low-viscosity texture ensures a quick response from ABS or ESP® at low temperatures, guaranteeing maximum safety.

## Die Eigenschaften von ATE Bremsflüssigkeiten

### The properties of ATE brake fluids

	Siedepunkt Boiling point	Nass-Siedepunkt Wet boiling point	Viskosität bei -40°C Viscosity at -40°C	Wechselintervall Replacement interval
<b>ATE G DOT 3</b>	min. 245°C	min. 150°C	max. 1.500 mm <sup>2</sup> /s max. 1,500 mm <sup>2</sup> /s	bis 1 Jahr up to 1 year
<b>ATE SL DOT 4</b>	min. 260°C	min. 165°C	max. 1.400 mm <sup>2</sup> /s max. 1,400 mm <sup>2</sup> /s	bis 1 Jahr up to 1 year
<b>ATE SL.6 DOT 4</b> Ideal für/Ideal for ESP®, ABS, ASR	min. 265°C	min. 175°C	max. 700 mm <sup>2</sup> /s	bis 2 Jahre up to 2 years
<b>ATE TYP 200 DOT 4</b> New Racing Quality	min. 280°C	min. 198°C	max. 1.400 mm <sup>2</sup> /s max. 1,400 mm <sup>2</sup> /s	bis 3 Jahre up to 3 years
<b>ATE SUPER DOT 4</b>	min. 260°C	min. 180°C	max. 1.400 mm <sup>2</sup> /s max. 1,400 mm <sup>2</sup> /s	bis 2 Jahre up to 2 years





Typ Type	ATE Sachnummer ATE partnumber	EAN-Nr. 4006633 EAN-No. 4006633	Gebinde Container size	Paletteneinheit* Pallet unit*
<b>G</b> SAE Spezifikation J1703 FMVSS §571.116/DOT 3	705302 03.9901-5302.2/02	10199 8	1 l	D
	705303 03.9901-5303.2/02	10201 8	5 l	F
größere Gebinde auf Anfrage – Bigger container sizes on demand				
<b>SL</b> SAE Spezifikation J1704 FMVSS §571.116/DOT 4	705808 03.9901-5808.2/02	49000 9	1/4 l	A
	705801 03.9901-5801.2/02	49001 6	1/2 l	B
	705802 03.9901-5802.2/02	49002 3	1 l	D
	705803 03.9901-5803.2/02	49003 0	5 l	F
	705811 03.9901-5811.2/02	29907 7	20 l	R
	705820 03.9901-5820.2/01	10824 9	30 l	H
	705814 03.9901-5814.2/01	10366 4	50 l	P
	705805 03.9901-5805.2/01	49005 4	200 l	S
<b>SL.6</b> SAE Spezifikation J1704 FMVSS §571.116/ DOT 4 ISO 4925. Klasse 6 – niedrigviskos	706408 03.9901-6408.2/02	22762 9	1/4 l	A
	706402 03.9901-6402.2/02	20746 1	1 l	D
	706403 03.9901-6403.2/02	20748 5	5 l	F
	706411 03.9901-6411.2/02	20750 8	20 l	R
	706420 03.9901-6420.2/02	23120 6	30 l	H
	706414 03.9901-6414.2/02	23005 6	50 l	P
	706405 03.9901-6405.2/02	23121 3	200 l	S
<b>TYP 200</b> <b>New racing quality</b> SAE Spezifikation J1704 FMVSS §571.116/DOT 4	706202 03.9901-6202.2/02	10825 6	1 l	D
	706203 03.9901-6203.2/02	12166 8	5 l	F
	706220 03.9901-6220.2/01	12780 6	30 l	H
	706214 03.9901-6214.2/01	12779 0	50 l	P
	706205 03.9901-6205.2/01	12778 3	200 l	S
<b>SUPER DOT 4</b> SAE Spezifikation J1704 FMVSS §571.116/DOT 4	706003 03.9901-6003.2/02	06249 7	5 l	F
	706020 03.9901-6020.2/01	14544 2	30 l	H
	706005 03.9901-6005.2/01	07769 9	200 l	S
<b>ATE Bremszylinder-Paste</b> ATE Brake Cylinder Paste	700009 03.9902-05XX.2/02	13536 8	180 g	L
	700010 03.9902-0503.2/01	13532 0	5 kg	K
	700011 03.9902-0504.2/01	13530 6	40 kg	P
<b>ATE Prüfflüssigkeit</b> ATE Testing Fluid	700002 03.9902-0116.2/02	10374 9	5 l	F
<b>ATE plastilube™</b>	700014 03.9902-1001.2/02	05176 7	35 ml	I
	700015 03.9902-1002.2/02	05184 2	75 ml	J
<b>ATE Leerkanne</b> ATE neutral empty container	740169 03.9302-1474.1/01	07782 8	25 l	S
<b>Ausgiesser für 5-l-Kanne</b> Spout for 5l container	760070 03.9314-5940.3/01	07786 6	1 St.	S
<b>Kannen-Auslass-Hahn für 5-l- und 20-l-Kanne</b> Tap for 5l and 20l tin	760153 03.9314-5960.3/02	30855 7	1 St.	S

**\*Paletteneinheit:**

A =	1.728 Kannen je Palette	(24 Kannen je Karton)
B =	1.200 Kannen je Palette	(20 Kannen je Karton)
D =	600 Kannen je Palette	(10 Kannen je Karton)
E =	360 Kannen je Palette	(10 Kannen je Karton)
F =	144 Kannen je Palette	( 4 Kannen je Karton)
G =	50 Kannen je Palette	
H =	22 Kannen je Palette	
I =	5.040 Tuben je Palette	(24 Tuben je Karton)
J =	1.728 Tuben je Palette	(12 Tuben je Karton)
K =	60 Eimer je Palette	
L =	1.800 Tuben je Palette	(40 Tuben je Karton)
M =	18 Kannen je Palette	
N =	300 Kannen je Palette	(10 Kannen je Karton)
O =	64 Kannen je Palette	( 4 Kannen je Karton)
P =	12 Kannen je Palette	
R =	36 Kannen je Palette	
S =	1 Stück	

**\*Pallet unit:**

A =	1.728 containers per pallet	(24 containers per box)
B =	1.200 containers per pallet	(20 containers per box)
D =	600 containers per pallet	(10 containers per box)
E =	360 containers per pallet	(10 containers per box)
F =	144 containers per pallet	( 4 containers per box)
G =	50 containers per pallet	
H =	22 containers per pallet	
I =	5.040 tubes per pallet	(24 tubes per box)
J =	1.728 tubes per pallet	(12 tubes per box)
K =	60 buckets per pallet	
L =	1.800 tubes per pallet	(40 tubes per box)
M =	18 containers per pallet	
N =	300 containers per pallet	(10 tubes per box)
O =	64 containers per pallet	( 4 containers per box)
P =	12 containers per pallet	
R =	36 containers per pallet	
S =	1 piece	

# Mit sicherer Hand With a steady hand

Einen Überblick über alle Geräte und Werkzeuge bietet Ihnen unser Werkzeugkatalog unter [www.ate-info.de](http://www.ate-info.de)

For an overview of all the equipment and tools, see our tool catalogue at [www.ate-info.de](http://www.ate-info.de)



## Test- und Prüfgeräte

Ob Sie Bremsflüssigkeit, Sensoren oder andere Komponenten testen: ATE Geräte und die passenden Werkzeuge sind exakt und zuverlässig – das macht die Bremsendiagnose einfacher.

## Test and inspection equipment

Whether you're testing brake fluid, sensors or other components, ATE devices and their matching tools are accurate and reliable – and that makes brake diagnosis much easier.



## Entlüftungsgeräte

Bremsen schnell und effektiv entlüften: Sie haben die Wahl unter verschiedenen Geräten für unterschiedliche Fahrzeugtypen und Bremssysteme – auch mit integrierter Absauganlage.

## Brake bleeding units

Bleeding brakes quickly and effectively: choose from different units for different vehicle models and braking systems – integrated exhaust extraction systems are also available.



## Professionelle Ausstattung

Werkzeuge und Geräte von ATE sind genau auf unsere Produkte und Services abgestimmt. Das erleichtert Ihnen die Arbeit und gibt Ihnen die Sicherheit, immer einen zuverlässigen Job zu machen. Und wenn es um Fahrzeugelektronik geht, sind VDO Ersatzteile und Services die ideale Ergänzung.

## Professional equipment

ATE tools and devices are customised to exactly match our products and services. This makes your work easier and gives you the assurance that you're doing a dependable job. When it comes to vehicle electronics, VDO spare parts and services are also the perfect additions to your equipment.



## Entsorgungsgeräte

Um gebrauchte Bremsflüssigkeit umwelt-schonend und kostengünstig zu entsorgen, muss sie zunächst sortenrein gesammelt werden. Kein Problem mit unseren Entsorgungssystemen.

## Disposal devices

To dispose of used brake fluid in an environmentally friendly and cost-effective way, it must first be sorted into different types. That's no problem with our disposal systems.



## Spezial-Werkzeuge

Bei ATE finden Sie alles, was Sie für den Einbau und die Wartung der verschiedenen Bremskomponenten brauchen – in Top-Qualität und genau auf die Anwendung abgestimmt.

## Special tools

At ATE, you'll find everything you need for the installation and maintenance of different brake components – all in top quality and exactly tailored to suit their purpose.

# Noch besser sein

## Be even better

### Technische Trainings für ATE

Alles, was Sie zum Thema Bremsen-wartung und -diagnose wissen müssen, anschaulich und praxis-orientiert vermittelt. Zum Beispiel:

- | Diagnose und Instandhaltung moderner Bremsanlagen
- | Direktannahme: So nutzen Sie Potenziale für Ihr Geschäft
- | Fahrerassistenzsysteme

### Technische Trainings für VDO

In Fahrzeugen werden immer mehr Elektronik- und Mechatronik-Teile verbaut – bleiben Sie auf dem Laufenden. Einige Themen:

- | Elektrische Grundlagenpraxis am Beispiel ATE/VDO
- | Digitales Serviceheft
- | Diesel: moderne Common-Rail-Einspritzsysteme

### Produkt- und Verkaufstrainings

Steigern Sie Ihren Geschäftserfolg durch motivierte Mitarbeiter und neue Angebote für Ihre Kunden. Unter anderem mit diesen Trainings:

- | Qualifizierungen für Hochvolt-Fahrzeuge
- | Sachkundetrainings für Airbag, Klima-anlagen und Abgasuntersuchung
- | Mitarbeiterführung und Entwicklung für Kfz-Betriebe

#### Die Vorteile für ATE BremsenCenter

Sie nehmen an speziellen Informationsveranstaltungen und Trainings teil, die eigens für ATE BremsenCenter konzipiert wurden. Regelmäßige fach-spezifische Qualifikationen für Sie und Ihre Mitarbeiter sind kostenfrei.

#### The benefits for ATE BrakeCenters

You take part in special information events and training courses that have been specially designed for ATE BrakeCenters. Regular training for you and your employees is free of charge.



Unter [www.morecontinental.com](http://www.morecontinental.com) finden Sie eine Auswahl aus dem aktuellen Trainingsprogramm.

A selection from the current training programme is available at [www.morecontinental.com](http://www.morecontinental.com)



## Technical ATE training courses

Everything you need to know about brake maintenance and diagnosis, presented clearly and with a practical emphasis. For example:

- | Diagnosis and maintenance of modern brake systems
- | Service reception bay: helping you to utilise all the potential opportunities for your business
- | Driver assistance systems

## Technical VDO training courses

More and more electronic and mechatronic parts are being installed in today's vehicles – stay up to date! Some topics:

- | Basic electrical practice using ATE/VDO as an example
- | Digital service book
- | Diesel: modern common-rail injection systems

## Product and sales training courses

Increase your business success through motivated employees and new offers for your customers – with these training courses (and more):

- | Qualification to work on high-voltage systems
- | Trainings for airbag, air conditioning systems and emissions inspection
- | Leadership and development for vehicle workshops





## DE Inhaltsverzeichnis

Neue Artikel	15
Ersetzte Artikel	29
Fahrzeugregister	33
Fahrzeugverwendungen	41
Abbildungen Bremssättel	1603
Abbildungen Bremschläuche	1773
Technische Übersetzungen	1833

## EN Table of contents

New parts	15
Replaced parts	29
Index of vehicles	33
Applications of vehicles	41
Illustrations brake calipers	1603
Illustrations brake hoses	1773
Technical translations	1833

## ES Índice

Nuevas referencias	15
Referencias de sustitución	29
Índice de vehículos	33
Aplicaciones	41
Ilustraciones pinzas de freno	1603
Ilustraciones tubos flexible de freno	1773
Traducciones técnicas	1833

## FR Table des matières

Nouvelles références	15
Références remplacées	29
Liste des véhicules	33
Applications	41
Illustrations étriers de frein	1603
Illustrations flexibles de frein	1773
Traductions techniques	1833

## IT Sommario

Codici nuovi	15
Codici sostitutivi	29
Indice autovetture	33
Applicazioni autoveicoli	41
Illustrazioni pinze freno	1603
Illustrazioni flessibili freno	1773
Traduzioni tecniche	1833






- DE** Neue Artikel
- EN** New parts
- ES** Nuevas referencias
- FR** Nouvelles références
- IT** Codici nuovi

2019



# Neue Artikel





New parts - Nuevas referencias - Nouvelles références - Codici nuovi

					
11.0101-7001.2	260139 AUDI	A6 (4G2, 4GC, C7)	11.0230-0663.1	260131 VW	PASSAT Variant (3C5)
11.0101-7001.2	260139 AUDI	A6 Allroad (4GH, 4GJ)	11.0230-0783.1	260133 AUDI	A4 (8K2, B8)
11.0101-7001.2	260139 AUDI	A6 Avant (4G5, 4GD, C7)	11.0230-0783.1	260133 AUDI	A4 Allroad (8KH, B8)
11.0101-7001.2	260139 AUDI	A7 Sportback (4GA, 4GF)	11.0230-0783.1	260133 AUDI	A4 Avant (8K5, B8)
11.0101-7001.2	260139 AUDI	A8 (4H2, 4H8, 4HC, 4HL)	11.0230-0783.1	260133 AUDI	A5 (8T3)
11.0101-7001.2	260139 AUDI	Q5 (8RB)	11.0230-0783.1	260133 AUDI	A5 Cabriolet (8F7)
11.0101-7001.2	260139 MERCEDES-BENZ	E-CLASS Cabriolet (A207)	11.0230-0783.1	260133 AUDI	A5 Sportback (8TA)
11.0101-7001.2	260139 MERCEDES-BENZ	E-CLASS Coupe (C207)	11.0230-0783.1	260133 AUDI	TT (8J3)
11.0101-7001.2	260139 VW	MULTIVAN V (7HM, 7HN, 7HF, 7EF, 7EM, 7EN)	11.0230-0783.1	260133 AUDI	TT Roadster (8J9)
11.0101-7001.2	260139 VW	TRANSPORTER V Bus (7HB, 7HJ, 7EB, 7EJ, 7EF, 7EG, 7HF, 7EC)	11.0230-0783.1	260133 VW	PASSAT (3C2)
11.0101-7001.2	260139 VW	TRANSPORTER V Kasten (7HA, 7HH, 7EA, 7EH)	11.0230-0783.1	260133 VW	PASSAT CC (357)
11.0101-7001.2	260139 VW	TRANSPORTER V Pritsche/Fahrgestell (7JD, 7JE, 7JL, 7JY, 7JZ,	11.0230-0807.1	260134 AUDI	PASSAT Variant (3C5)
11.0230-0131.1	260129 AUDI	A3 (8P1)	11.0230-0807.1	260134 AUDI	A4 (8E2, B6)
11.0230-0131.1	260129 AUDI	A3 Cabriolet (8P7)	11.0230-0807.1	260134 AUDI	A4 (8EC, B7)
11.0230-0131.1	260129 AUDI	A3 Sportback (8PA)	11.0230-0807.1	260134 AUDI	A4 Avant (8E5, B6)
11.0230-0131.1	260129 AUDI	Q3 (8UB, 8UG)	11.0230-0807.1	260134 AUDI	A4 Avant (8ED, B7)
11.0230-0131.1	260129 SEAT	ALTEA (5P1)	11.0230-0807.1	260134 AUDI	A4 Cabriolet (8H7, B6, 8HE, B7)
11.0230-0131.1	260129 SEAT	ALTEA XL (5P5, 5P8)	11.0230-0807.1	260134 AUDI	A6 (4F2, C6)
11.0230-0131.1	260129 SEAT	LEON (1P1)	11.0230-0807.1	260134 AUDI	A6 Allroad (4FH, C6)
11.0230-0131.1	260129 SKODA	SUPERB II (3T4)	11.0230-0807.1	260134 AUDI	A6 Avant (4F5, C6)
11.0230-0131.1	260129 SKODA	SUPERB II Kombi (3T5)	11.0230-0807.1	260134 AUDI	A8 (4E2, 4E8)
11.0230-0131.1	260129 SKODA	YETI (5L)	11.0230-0811.1	260137 VW	EXEO (3R2)
11.0230-0131.1	260129 VW	BEETLE (5C1, 5C2)	11.0230-0811.1	260137 VW	EXEO ST (3R5)
11.0230-0131.1	260129 VW	BEETLE Cabriolet (5C7, 5C8)	11.0230-0811.1	260137 VW	MULTIVAN V (7HM, 7HN, 7HF, 7EF, 7EM, 7EN)
11.0230-0131.1	260129 VW	CADDY III Kasten (2KA, 2KH, 2CA, 2CH)	11.0230-0811.1	260137 VW	TOUAREG (7LA, 7L6, 7L7)
11.0230-0131.1	260129 VW	CADDY III Kombi (2KB, 2KJ, 2CB, 2CJ)	11.0230-0811.1	260137 VW	TRANSPORTER V Bus (7HB, 7HJ, 7EB, 7EJ, 7EF, 7EG, 7HF, 7EC)
11.0230-0131.1	260129 VW	CC (358)	11.0230-0811.1	260137 VW	TRANSPORTER V Kasten (7HA, 7HH, 7EA, 7EH)
11.0230-0131.1	260129 VW	EOS (1F7, 1F8)	11.0230-0811.1	260137 VW	TRANSPORTER V Pritsche/Fahrgestell (7JD, 7JE, 7JL, 7JY, 7JZ,
11.0230-0131.1	260129 VW	GOLF V (1K1)	11.8170-0983.1	260122 RENAULT	LATITUDE (L70_)
11.0230-0131.1	260129 VW	GOLF V Variant (1K5)	11.8170-1105.1	260112 CHEVROLET	AVEO Schrägheck (T300)
11.0230-0131.1	260129 VW	GOLF VI (5K1)	11.8170-1105.1	260112 CHEVROLET	CRUZE (J300)
11.0230-0131.1	260129 VW	GOLF VI Cabriolet (517)	11.8170-1105.1	260112 CHEVROLET	CRUZE Schrägheck (J305)
11.0230-0131.1	260129 VW	GOLF VI Variant (AJ5)	11.8170-1105.1	260112 CHEVROLET	CRUZE Station Wagon (J308)
11.0230-0131.1	260129 VW	GOLF PLUS (5M1, 521)	11.8170-1105.1	260112 OPEL	ASTRA J (P10)
11.0230-0131.1	260129 VW	JETTA III (1K2)	11.8170-1105.1	260112 OPEL	ASTRA J Caravan (P10)
11.0230-0131.1	260129 VW	JETTA IV (162, 163)	11.8170-1105.1	260112 OPEL	ASTRA J GTC
11.0230-0131.1	260129 VW	PASSAT (362)	11.8170-1105.1	260112 OPEL	ASTRA J Stufenheck
11.0230-0131.1	260129 VW	PASSAT ALLTRACK (365)	11.8170-1105.1	260112 OPEL	MOKKA / MOKKA X (J13)
11.0230-0131.1	260129 VW	PASSAT Variant (365)	11.8170-1105.1	260112 VAUXHALL	ASTRA Mk VI (J) (P10)
11.0230-0131.1	260129 VW	SCIROCCO (137, 138)	11.8170-1105.1	260112 VAUXHALL	ASTRA Mk VI (J) CC (P10)
11.0230-0131.1	260129 VW	TIGUAN (5N_)	11.8170-1105.1	260112 VAUXHALL	ASTRA Mk VI (J) Kombi (P10)
11.0230-0131.1	260129 VW	TOURAN (1T1, 1T2)	11.8170-1105.1	260112 VAUXHALL	ASTRA Mk VI (J) Stufenheck (P10)
11.0230-0131.1	260129 VW	TOURAN (1T3)	11.8170-1105.1	260112 VAUXHALL	MOKKA / MOKKA X (J13)
11.0230-0663.1	260131 AUDI	A3 (8P1)	11.8170-1106.1	260113 CHEVROLET	CRUZE (J300)
11.0230-0663.1	260131 AUDI	A3 Sportback (8PA)	11.8170-1106.1	260113 CHEVROLET	CRUZE Schrägheck (J305)
11.0230-0663.1	260131 AUDI	A4 (8E2, B6)	11.8170-1106.1	260113 CHEVROLET	CRUZE Station Wagon (J308)
11.0230-0663.1	260131 AUDI	A4 (8EC, B7)	11.8170-1106.1	260113 CHEVROLET	ORLANDO (J309)
11.0230-0663.1	260131 AUDI	A4 Avant (8E5, B6)	11.8170-1106.1	260113 CHEVROLET	VOLT
11.0230-0663.1	260131 AUDI	A4 Avant (8ED, B7)	11.8170-1106.1	260113 OPEL	AMPERA (R12)
11.0230-0663.1	260131 AUDI	A4 Cabriolet (8H7, B6, 8HE, B7)	11.8170-1106.1	260113 OPEL	ASTRA J (P10)
11.0230-0663.1	260131 AUDI	A6 (4F2, C6)	11.8170-1106.1	260113 OPEL	ASTRA J Caravan (P10)
11.0230-0663.1	260131 AUDI	A6 Allroad (4FH, C6)	11.8170-1106.1	260113 OPEL	ASTRA J GTC
11.0230-0663.1	260131 AUDI	A6 Avant (4F5, C6)	11.8170-1106.1	260113 OPEL	ASTRA J Stufenheck
11.0230-0663.1	260131 SKODA	SUPERB II (3T4)	11.8170-1106.1	260113 OPEL	CASCADA (W13)
11.0230-0663.1	260131 SKODA	SUPERB II Kombi (3T5)	11.8170-1106.1	260113 VAUXHALL	AMPERA (R12)
11.0230-0663.1	260131 VW	EOS (1F7, 1F8)	11.8170-1106.1	260113 VAUXHALL	ASTRA Mk VI (J) (P10)
11.0230-0663.1	260131 VW	PASSAT (3C2)	11.8170-1106.1	260113 VAUXHALL	ASTRA Mk VI (J) CC (P10)
11.0230-0663.1	260131 VW	PASSAT CC (357)	11.8170-1106.1	260113 VAUXHALL	ASTRA Mk VI (J) Kombi (P10)



# Neue Artikel

New parts - Nuevas referencias - Nouvelles références - Codici nuovi

							
11.8170-1106.1	260113 VAUXHALL	ASTRA Mk VI (J) Stufenheck (P10)		24.3344-1709.5	240810 SEAT	IBIZA IV (6J5, 6P1)	
11.8170-1106.1	260113 VAUXHALL	CASCADE Cabriolet (W13)		24.3344-1709.5	240810 SEAT	IBIZA IV SPORTCOUPE (6J1, 6P5)	
11.9387-7099.2	221053 FORD	C-MAX II (DXA/CB7, DXA/CEU)		24.3344-1709.5	240810 SEAT	IBIZA IV ST (6J8, 6P8)	
11.9387-7099.2	221053 FORD	C-MAX II Van		24.3344-1709.5	240810 VW	POLO (9N_)	
11.9387-7099.2	221053 FORD	FOCUS III		24.3344-1709.5	240810 VW	POLO Stufenheck (9A4, 9A2, 9N2)	
11.9387-7099.2	221053 FORD	FOCUS III Kasten/Kombi	24.3344-1713.5	240812 OPEL	ASTRA G Caravan (T98)		
11.9387-7099.2	221053 FORD	FOCUS III Kasten/Schrägheck	24.3344-1713.5	240812 OPEL	ASTRA G CC (T98)		
11.9387-7099.2	221053 FORD	FOCUS III Stufenheck	24.3344-1713.5	240812 OPEL	ASTRA G Coupe (T98)		
11.9387-7099.2	221053 FORD	FOCUS III Turnier	24.3344-1713.5	240812 OPEL	ASTRA G Kasten (F70)		
11.9387-7099.2	221053 FORD	GRAND C-MAX (DXA/CB7, DXA/CEU)	24.3344-1713.5	240812 VAUXHALL	ASTRA G Stufenheck (T98)		
11.9387-7099.2	221053 FORD	GRAND C-MAX Van	24.3344-1713.5	240812 VAUXHALL	ASTRA Mk IV (G) CC (T98)		
11.9387-7099.2	221053 FORD	KUGA II (DM2)	24.3344-1713.5	240812 VAUXHALL	ASTRA Mk IV (G) Coupe (T98)		
11.9387-7099.2	221053 FORD	KUGA II Van	24.3344-1713.5	240812 VAUXHALL	ASTRA Mk IV (G) Kombi (T98)		
11.9387-7099.2	221053 FORD	TOURNEO CONNECT / GRAND TOURNEO CONNECT Kombi	24.3344-1713.5	240812 VAUXHALL	ASTRA Mk IV (G) Stufenheck (T98)		
11.9387-7099.2	221053 FORD	TRANSIT CONNECT Kasten	24.3344-1713.5	240812 VAUXHALL	ASTRAVAN Mk IV (G) (T98)		
11.9387-7099.2	221053 FORD	TRANSIT CONNECT Kombi	24.3344-1723.5	240425 NISSAN	ALMERA II (N16)		
11.9387-7099.2	221053 MAZDA	3 (BL)	24.3344-1723.5	240425 NISSAN	ALMERA II Hatchback (N16)		
11.9387-7099.2	221053 MAZDA	3 Stufenheck (BL)	24.3344-1724.5	240426 NISSAN	ALMERA II (N16)		
11.9387-7099.2	221053 MAZDA	3 (BL)	24.3344-1724.5	240426 NISSAN	ALMERA II Hatchback (N16)		
11.9387-7099.2	221053 VOLVO	C30 (533)	24.3344-1724.5	240426 NISSAN	ALMERA II Hatchback (N16)		
11.9387-7099.2	221053 VOLVO	C70 II Cabriolet (542)	24.3344-1727.5	240776 HYUNDAI	COUPE (RD)		
11.9387-7099.2	221053 VOLVO	S40 II (544)	24.3344-1727.5	240776 HYUNDAI	LANTRA II (J-2)		
11.9387-7099.2	221053 VOLVO	V40 Schrägheck (525, 526)	24.3344-1727.5	240776 HYUNDAI	LANTRA II Kombi (J-2)		
11.9387-7099.2	221053 VOLVO	V50 (545)	24.3344-1727.5	240776 KIA	CERATO Schrägheck (LD)		
11.9387-7100.2	221054 FORD	C-MAX II (DXA/CB7, DXA/CEU)	24.3344-1727.5	240776 KIA	CERATO Stufenheck (LD)		
11.9387-7100.2	221054 FORD	C-MAX II Van	24.3344-1728.5	240777 HYUNDAI	COUPE (RD)		
11.9387-7100.2	221054 FORD	FOCUS III	24.3344-1728.5	240777 HYUNDAI	LANTRA II (J-2)		
11.9387-7100.2	221054 FORD	FOCUS III Kasten/Kombi	24.3344-1728.5	240777 HYUNDAI	LANTRA II Kombi (J-2)		
11.9387-7100.2	221054 FORD	FOCUS III Kasten/Schrägheck	24.3344-1728.5	240777 KIA	CERATO Schrägheck (LD)		
11.9387-7100.2	221054 FORD	FOCUS III Stufenheck	24.3344-1728.5	240777 KIA	CERATO Stufenheck (LD)		
11.9387-7100.2	221054 FORD	FOCUS III Turnier	24.3347-1703.5	240814 RENAULT	CLIO III (BR0/1, CR0/1)		
11.9387-7100.2	221054 FORD	GRAND C-MAX (DXA/CB7, DXA/CEU)	24.3347-1703.5	240814 RENAULT	CLIO III Kasten (SB_, SR_)		
11.9387-7100.2	221054 FORD	GRAND C-MAX Van	24.3347-1703.5	240814 RENAULT	CLIO Grandtour (KR0/1_)		
11.9387-7100.2	221054 FORD	KUGA II (DM2)	24.3347-1703.5	240814 RENAULT	MODUS / GRAND MODUS (F/JP0_)		
11.9387-7100.2	221054 FORD	KUGA II Van	24.3347-1704.5	240815 RENAULT	CLIO III (BR0/1, CR0/1)		
11.9387-7100.2	221054 FORD	TOURNEO CONNECT / GRAND TOURNEO CONNECT Kombi	24.3347-1704.5	240815 RENAULT	CLIO III Kasten (SB_, SR_)		
11.9387-7100.2	221054 FORD	TRANSIT CONNECT Kasten	24.3347-1704.5	240815 RENAULT	CLIO Grandtour (KR0/1_)		
11.9387-7100.2	221054 FORD	TRANSIT CONNECT Kombi	24.3347-1704.5	240815 RENAULT	MODUS / GRAND MODUS (F/JP0_)		
11.9387-7100.2	221054 MAZDA	3 (BL)	24.3347-1709.5	240846 RENAULT	CLIO IV (BH_)		
11.9387-7100.2	221054 MAZDA	3 Stufenheck (BL)	24.3347-1709.5	240846 RENAULT	FLUENCE (L3_)		
11.9387-7100.2	221054 VOLVO	C30 (533)	24.3347-1709.5	240846 RENAULT	GRAND SCÉNIC III (JZ0/1_)		
11.9387-7100.2	221054 VOLVO	C70 II Cabriolet (542)	24.3347-1709.5	240846 RENAULT	MEGANE II (BM0/1_, CM0/1_)		
11.9387-7100.2	221054 VOLVO	S40 II (544)	24.3347-1709.5	240846 RENAULT	MEGANE II Coupé-Cabriolet (EM0/1_)		
11.9387-7100.2	221054 VOLVO	V40 Schrägheck (525, 526)	24.3347-1709.5	240846 RENAULT	MEGANE II Kombi (KM0/1_)		
11.9387-7100.2	221054 VOLVO	V50 (545)	24.3347-1709.5	240846 RENAULT	MEGANE II Stufenheck (LM0/1_)		
11.9601-9781.2	220991 JAGUAR	XJ (X300, X330)	24.3347-1709.5	240846 RENAULT	MEGANE III Coupe (DZ0/1_)		
11.9601-9781.2	220991 JAGUAR	XJ (X308)	24.3347-1709.5	240846 RENAULT	MEGANE III Grandtour (KZ0/1)		
24.3301-1702.5	240859 MERCEDES-BENZ	VANEO (414)	24.3347-1709.5	240846 RENAULT	MEGANE III Schrägheck (BZ0/1_)		
24.3301-1703.5	240860 MERCEDES-BENZ	A-CLASS (W169)	24.3347-1709.5	240846 RENAULT	MEGANE III Schrägheck (BZ0/1_)		
24.3301-1703.5	240860 MERCEDES-BENZ	B-CLASS (W245)	24.3347-1709.5	240846 RENAULT	MEGANE IV Grandtour (K9A/M/N_)		
24.3301-1704.5	240861 MERCEDES-BENZ	A-CLASS (W169)	24.3347-1709.5	240846 RENAULT	MEGANE IV Schrägheck (B9A/M/N_)		
24.3301-1704.5	240861 MERCEDES-BENZ	B-CLASS (W245)	24.3347-1709.5	240846 RENAULT	MEGANE IV Stufenheck		
24.3344-1709.5	240810 AUDI	A2 (8Z0)	24.3347-1709.5	240846 RENAULT	MEGANE CC (EZ0/1_)		
24.3344-1709.5	240810 SEAT	CORDOBA (6L2)	24.3347-1709.5	240846 RENAULT	SCÉNIC II (JM0/1_)		
24.3344-1709.5	240810 SEAT	IBIZA III (6L1)	24.3347-1709.5	240846 RENAULT	SCÉNIC III (JZ0/1_)		
			24.3347-1709.5	240846 RENAULT	TWINGO II (CN0_)		
			24.3347-1709.5	240846 RENAULT	WIND (E4M_)		
			24.3354-1703.5	240603 MAZDA	6 Hatchback (GG)		

# Neue Artikel

New parts - Nuevas referencias - Nouvelles références - Codici nuovi





					
24.3354-1703.5	240603 MAZDA	6 Hatchback (GH)	24.3367-1711.5	240864 MINI	MINI Cabriolet (R57)
24.3354-1703.5	240603 MAZDA	6 Kombi (GH)	24.3367-1711.5	240864 MINI	MINI CLUBMAN (R55)
24.3354-1703.5	240603 MAZDA	6 Station Wagon (GY)	24.3367-1711.5	240864 MINI	MINI CLUBVAN (R55)
24.3354-1703.5	240603 MAZDA	6 Stufenheck (GG)	24.3367-1711.5	240864 MINI	MINI Coupe (R58)
24.3354-1703.5	240603 MAZDA	6 Stufenheck (GH)	24.3367-1711.5	240864 MINI	MINI Roadster (R59)
24.3361-8503.5	240513 BMW	3 (E36)	24.3367-1713.5	240900 OPEL	ASTRA G Cabriolet (T98)
24.3361-8503.5	240513 BMW	3 Cabriolet (E36)	24.3367-1713.5	240900 OPEL	ASTRA G Caravan (T98)
24.3361-8503.5	240513 BMW	3 Coupe (E36)	24.3367-1713.5	240900 OPEL	ASTRA G CC (T98)
24.3361-8503.5	240513 BMW	Z1 Roadster	24.3367-1713.5	240900 OPEL	ASTRA G Stufenheck (T98)
24.3361-8504.5	240514 BMW	3 (E36)	24.3367-1713.5	240900 OPEL	MERIVA A Großraumlimousine (X03)
24.3361-8504.5	240514 BMW	3 Cabriolet (E36)	24.3367-1713.5	240900 VAUXHALL	ASTRA Mk IV (G) Cabriolet (T98)
24.3361-8504.5	240514 BMW	3 Coupe (E36)	24.3367-1713.5	240900 VAUXHALL	ASTRA Mk IV (G) CC (T98)
24.3361-8504.5	240514 BMW	Z1 Roadster	24.3367-1713.5	240900 VAUXHALL	ASTRA Mk IV (G) Kombi (T98)
24.3367-1707.5	240898 OPEL	ASTRA CLASSIC Schrägheck (A04)	24.3367-1713.5	240900 VAUXHALL	ASTRA Mk IV (G) Stufenheck (T98)
24.3367-1707.5	240898 OPEL	ASTRA G Caravan (T98)	24.3367-1713.5	240900 VAUXHALL	ASTRAVAN Mk IV (G) (T98)
24.3367-1707.5	240898 OPEL	ASTRA G CC (T98)	24.3367-1713.5	240900 VAUXHALL	ASTRAVAN Mk IV (G) (T98)
24.3367-1707.5	240898 OPEL	ASTRA G Kasten (F70)	24.3367-1713.5	240900 VAUXHALL	ASTRAVAN Mk IV (G) (T98)
24.3367-1707.5	240898 OPEL	ASTRA G Stufenheck (T98)	24.3367-1713.5	240900 VAUXHALL	ASTRAVAN Mk IV (G) (T98)
24.3367-1707.5	240898 OPEL	ASTRA H (A04)	24.3367-1713.5	240900 VAUXHALL	ASTRAVAN Mk IV (G) (T98)
24.3367-1707.5	240898 OPEL	ASTRA H Caravan (A04)	24.3384-1723.5	240842 AUDI	A3 (8L1)
24.3367-1707.5	240898 OPEL	ASTRA H GTC (A04)	24.3384-1723.5	240842 AUDI	TT (8N3)
24.3367-1707.5	240898 OPEL	ASTRA H Kasten (L70)	24.3384-1723.5	240842 AUDI	TT Roadster (8N9)
24.3367-1707.5	240898 OPEL	ASTRA H Stufenheck (A04)	24.3384-1723.5	240842 SEAT	CORDOBA (6K1, 6K2)
24.3367-1707.5	240898 OPEL	ASTRA H TwinTop (A04)	24.3384-1723.5	240842 SEAT	CORDOBA Vario (6K5)
24.3367-1707.5	240898 OPEL	MERIVA A Großraumlimousine (X03)	24.3384-1723.5	240842 SEAT	IBIZA II (6K1)
24.3367-1707.5	240898 VAUXHALL	ASTRA Mk IV (G) CC (T98)	24.3384-1723.5	240842 SEAT	TOLEDO II (1M2)
24.3367-1707.5	240898 VAUXHALL	ASTRA Mk IV (G) Kombi (T98)	24.3384-1723.5	240842 SKODA	OCTAVIA I (1U2)
24.3367-1707.5	240898 VAUXHALL	ASTRA Mk IV (G) Stufenheck (T98)	24.3384-1723.5	240842 SKODA	OCTAVIA I Combi (1U5)
24.3367-1707.5	240898 VAUXHALL	ASTRA Mk V (H) CC (A04)	24.3384-1723.5	240842 VW	GOLF III Cabriolet (1E7)
24.3367-1707.5	240898 VAUXHALL	ASTRA Mk V (H) CC (A04)	24.3384-1723.5	240842 VW	GOLF IV (1J1)
24.3367-1707.5	240898 VAUXHALL	ASTRA Mk V (H) Convertible (A04)	24.3384-1723.5	240842 VW	GOLF IV Cabriolet (1E7)
24.3367-1707.5	240898 VAUXHALL	ASTRA Mk V (H) Kombi (A04)	24.3384-1723.5	240842 VW	GOLF IV Van (1J1)
24.3367-1707.5	240898 VAUXHALL	ASTRAVAN Mk IV (G) (T98)	24.3384-1724.5	240843 AUDI	NEW BEETLE (9C1, 1C1)
24.3367-1707.5	240898 VAUXHALL	ASTRAVAN Mk V (H) (A04)	24.3384-1724.5	240843 AUDI	POLO Variant (6V5)
24.3367-1707.5	240898 VAUXHALL	MERIVA Mk I (A) (X03)	24.3384-1724.5	240843 AUDI	A3 (8L1)
24.3367-1708.5	240899 OPEL	ASTRA CLASSIC Schrägheck (A04)	24.3384-1724.5	240843 AUDI	TT (8N3)
24.3367-1708.5	240899 OPEL	ASTRA G Caravan (T98)	24.3384-1724.5	240843 AUDI	TT Roadster (8N9)
24.3367-1708.5	240899 OPEL	ASTRA G CC (T98)	24.3384-1724.5	240843 SEAT	CORDOBA (6K1, 6K2)
24.3367-1708.5	240899 OPEL	ASTRA G Kasten (F70)	24.3384-1724.5	240843 SEAT	CORDOBA Vario (6K5)
24.3367-1708.5	240899 OPEL	ASTRA G Stufenheck (T98)	24.3384-1724.5	240843 SEAT	IBIZA II (6K1)
24.3367-1708.5	240899 OPEL	ASTRA H (A04)	24.3384-1724.5	240843 SEAT	TOLEDO II (1M2)
24.3367-1708.5	240899 OPEL	ASTRA H Caravan (A04)	24.3384-1724.5	240843 SKODA	OCTAVIA I (1U2)
24.3367-1708.5	240899 OPEL	ASTRA H GTC (A04)	24.3384-1724.5	240843 SKODA	OCTAVIA I Combi (1U5)
24.3367-1708.5	240899 OPEL	ASTRA H Kasten (L70)	24.3384-1724.5	240843 VW	GOLF III Cabriolet (1E7)
24.3367-1708.5	240899 OPEL	ASTRA H Stufenheck (A04)	24.3384-1724.5	240843 VW	GOLF IV (1J1)
24.3367-1708.5	240899 OPEL	ASTRA H TwinTop (A04)	24.3384-1724.5	240843 VW	GOLF IV Cabriolet (1E7)
24.3367-1708.5	240899 OPEL	MERIVA A Großraumlimousine (X03)	24.3384-1724.5	240843 VW	GOLF IV Van (1J1)
24.3367-1708.5	240899 VAUXHALL	ASTRA Mk IV (G) CC (T98)	24.3384-1724.5	240843 VW	NEW BEETLE (9C1, 1C1)
24.3367-1708.5	240899 VAUXHALL	ASTRA Mk IV (G) Kombi (T98)	24.3384-1724.5	240843 VW	POLO Variant (6V5)
24.3367-1708.5	240899 VAUXHALL	ASTRA Mk IV (G) Stufenheck (T98)	24.3384-1724.5	240817 AUDI	A3 (8L1)
24.3367-1708.5	240899 VAUXHALL	ASTRA Mk V (H) CC (A04)	24.3384-1730.5	240817 AUDI	TT (8N3)
24.3367-1708.5	240899 VAUXHALL	ASTRA Mk V (H) CC (A04)	24.3384-1730.5	240817 AUDI	TT Roadster (8N9)
24.3367-1708.5	240899 VAUXHALL	ASTRA Mk V (H) Convertible (A04)	24.3384-1730.5	240817 AUDI	CORDOBA (6L2)
24.3367-1708.5	240899 VAUXHALL	ASTRA Mk V (H) Kombi (A04)	24.3384-1730.5	240817 SEAT	IBIZA III (6L1)
24.3367-1708.5	240899 VAUXHALL	ASTRAVAN Mk IV (G) (T98)	24.3384-1730.5	240817 SEAT	LEON (1M1)
24.3367-1708.5	240899 VAUXHALL	ASTRAVAN Mk V (H) (A04)	24.3384-1730.5	240817 SEAT	TOLEDO II (1M2)
24.3367-1708.5	240899 VAUXHALL	MERIVA Mk I (A) (X03)	24.3384-1730.5	240817 SKODA	FABIA I (6Y2)
24.3367-1711.5	240864 MINI	MINI (R56)	24.3384-1730.5	240817 SKODA	FABIA I Combi (6Y5)
			24.3384-1730.5	240817 SKODA	FABIA I Praktik (6Y5)
			24.3384-1730.5	240817 SKODA	FABIA I Stufenheck (6Y3)
			24.3384-1730.5	240817 SKODA	FABIA II (542)
			24.3384-1730.5	240817 SKODA	FABIA II Combi (545)
			24.3384-1730.5	240817 SKODA	ROOMSTER (5J)
			24.3384-1730.5	240817 SKODA	ROOMSTER Praktik (5J)
			24.3384-1730.5	240817 VW	GOLF IV (1J1)
			24.3384-1730.5	240817 VW	GOLF IV Van (1J1)
			24.3384-1730.5	240817 VW	NEW BEETLE (9C1, 1C1)
			24.3384-1730.5	240817 VW	NEW BEETLE Cabriolet (1Y7)





# Neue Artikel





New parts - Nuevas referencias - Nouvelles références - Codici nuovi

					
24.3384-1730.5	240817 VW	POLO (9N_)	24.3384-1746.5	240849 AUDI	TT (8N3)
24.3384-1730.5	240817 VW	POLO Stufenheck (9A4, 9A2, 9N2)	24.3384-1746.5	240849 AUDI	TT Roadster (8N9)
24.3384-1731.5	240818 AUDI	A4 (8D2, B5)	24.3384-1746.5	240849 SEAT	LEON (1M1)
24.3384-1731.5	240818 AUDI	A4 Avant (8D5, B5)	24.3384-1746.5	240849 SEAT	TOLEDO II (1M2)
24.3384-1731.5	240818 AUDI	A6 (4B2, C5)	24.3384-1746.5	240849 VW	BORA (1J2)
24.3384-1731.5	240818 AUDI	A6 Avant (4B5, C5)	24.3384-1746.5	240849 VW	BORA Variant (1J6)
24.3384-1731.5	240818 SKODA	SUPERB I (3U4)	24.3384-1746.5	240849 VW	GOLF IV (1J1)
24.3384-1731.5	240818 VW	PASSAT (3B2)	24.3384-1746.5	240849 VW	GOLF IV Van (1J1)
24.3384-1731.5	240818 VW	PASSAT (3B3)	24.3384-1746.5	240849 VW	GOLF IV Variant (1J5)
24.3384-1731.5	240818 VW	PASSAT Variant (3B5)	24.3384-1746.5	240849 VW	NEW BEETLE (9C1, 1C1)
24.3384-1731.5	240818 VW	PASSAT Variant (3B6)	24.3384-1753.5	240824 OPEL	ASTRA G Cabriolet (T98)
24.3384-1732.5	240819 AUDI	A4 (8D2, B5)	24.3384-1753.5	240824 OPEL	ASTRA G Caravan (T98)
24.3384-1732.5	240819 AUDI	A4 Avant (8D5, B5)	24.3384-1753.5	240824 OPEL	ASTRA G CC (T98)
24.3384-1732.5	240819 AUDI	A6 (4B2, C5)	24.3384-1753.5	240824 OPEL	ASTRA G Coupe (T98)
24.3384-1732.5	240819 AUDI	A6 Avant (4B5, C5)	24.3384-1753.5	240824 OPEL	MERIVA A Großraumlimousine (X03)
24.3384-1732.5	240819 SKODA	SUPERB I (3U4)	24.3384-1753.5	240824 OPEL	ZAFIRA A Großraumlimousine (T98)
24.3384-1732.5	240819 VW	PASSAT (3B2)	24.3384-1753.5	240824 VAUXHALL	ASTRA Mk IV (G) Cabriolet (T98)
24.3384-1732.5	240819 VW	PASSAT (3B3)	24.3384-1753.5	240824 VAUXHALL	ASTRA Mk IV (G) CC (T98)
24.3384-1732.5	240819 VW	PASSAT Variant (3B5)	24.3384-1753.5	240824 VAUXHALL	ASTRA Mk IV (G) Coupe (T98)
24.3384-1732.5	240819 VW	PASSAT Variant (3B6)	24.3384-1753.5	240824 VAUXHALL	MERIVA Mk I (A) (X03)
24.3384-1732.5	240820 AUDI	A6 (4B2, C5)	24.3384-1753.5	240824 VAUXHALL	ZAFIRA Mk I (A) (T98)
24.3384-1733.5	240820 AUDI	A6 Avant (4B5, C5)	24.3384-1755.5	240886 AUDI	A3 (8P1)
24.3384-1733.5	240820 AUDI	ALLROAD (4BH, C5)	24.3384-1755.5	240886 AUDI	A3 Cabriolet (8P7)
24.3384-1733.5	240820 VW	PASSAT (3B2)	24.3384-1755.5	240886 AUDI	A3 Sportback (8PA)
24.3384-1733.5	240820 VW	PASSAT (3B3)	24.3384-1755.5	240886 SEAT	ALTEA (5P1)
24.3384-1733.5	240820 VW	PASSAT Variant (3B5)	24.3384-1755.5	240886 SEAT	ALTEA XL (5P5, 5P8)
24.3384-1733.5	240820 VW	PASSAT Variant (3B6)	24.3384-1755.5	240886 SEAT	LEON (1P1)
24.3384-1734.5	240821 AUDI	A6 (4B2, C5)	24.3384-1755.5	240886 SEAT	TOLEDO III (5P2)
24.3384-1734.5	240821 AUDI	A6 Avant (4B5, C5)	24.3384-1755.5	240886 SKODA	OCTAVIA II (1Z3)
24.3384-1734.5	240821 AUDI	ALLROAD (4BH, C5)	24.3384-1755.5	240886 SKODA	OCTAVIA II Combi (1Z5)
24.3384-1734.5	240821 VW	PASSAT (3B2)	24.3384-1755.5	240886 SKODA	YETI (5L)
24.3384-1734.5	240821 VW	PASSAT (3B3)	24.3384-1755.5	240886 VW	BEETLE (5C1, 5C2)
24.3384-1734.5	240821 VW	PASSAT Variant (3B5)	24.3384-1755.5	240886 VW	BEETLE Cabriolet (5C7, 5C8)
24.3384-1734.5	240821 VW	PASSAT Variant (3B6)	24.3384-1755.5	240886 VW	EOS (1F7, 1F8)
24.3384-1735.5	240822 AUDI	A4 (8E2, B6)	24.3384-1755.5	240886 VW	GOLF V (1K1)
24.3384-1735.5	240822 AUDI	A4 (8EC, B7)	24.3384-1755.5	240886 VW	GOLF VI (5K1)
24.3384-1735.5	240822 AUDI	A4 Avant (8E5, B6)	24.3384-1755.5	240886 VW	GOLF VI Cabriolet (517)
24.3384-1735.5	240822 AUDI	A4 Avant (8ED, B7)	24.3384-1755.5	240886 VW	GOLF PLUS (5M1, 521)
24.3384-1735.5	240822 AUDI	A4 Cabriolet (8H7, B6, 8HE, B7)	24.3384-1755.5	240886 VW	JETTA IV (162, 163)
24.3384-1735.5	240822 SEAT	EXEO (3R2)	24.3384-1755.5	240886 VW	SCIROCCO (137, 138)
24.3384-1735.5	240822 SEAT	EXEO ST (3R5)	24.3384-1755.5	240887 AUDI	A3 (8P1)
24.3384-1736.5	240823 AUDI	A4 (8E2, B6)	24.3384-1756.5	240887 AUDI	A3 Cabriolet (8P7)
24.3384-1736.5	240823 AUDI	A4 (8EC, B7)	24.3384-1756.5	240887 AUDI	A3 Sportback (8PA)
24.3384-1736.5	240823 AUDI	A4 Avant (8E5, B6)	24.3384-1756.5	240887 SEAT	ALTEA (5P1)
24.3384-1736.5	240823 AUDI	A4 Avant (8ED, B7)	24.3384-1756.5	240887 SEAT	ALTEA XL (5P5, 5P8)
24.3384-1736.5	240823 AUDI	A4 Cabriolet (8H7, B6, 8HE, B7)	24.3384-1756.5	240887 SEAT	LEON (1P1)
24.3384-1736.5	240823 SEAT	EXEO (3R2)	24.3384-1756.5	240887 SEAT	TOLEDO III (5P2)
24.3384-1736.5	240823 SEAT	EXEO ST (3R5)	24.3384-1756.5	240887 SEAT	OCTAVIA II (1Z3)
24.3384-1741.5	240924 ALFA ROMEO	147 (937_)	24.3384-1756.5	240887 SKODA	OCTAVIA II Combi (1Z5)
24.3384-1741.5	240924 ALFA ROMEO	156 (932_)	24.3384-1756.5	240887 SKODA	YETI (5L)
24.3384-1741.5	240924 ALFA ROMEO	156 Sportwagon (932_)	24.3384-1756.5	240887 VW	BEETLE (5C1, 5C2)
24.3384-1741.5	240924 ALFA ROMEO	GT (937_)	24.3384-1756.5	240887 VW	BEETLE Cabriolet (5C7, 5C8)
24.3384-1741.5	240924 FIAT	LINEA (323_, 110_)	24.3384-1756.5	240887 VW	EOS (1F7, 1F8)
24.3384-1741.5	240924 LANCIA	LYBRA (839_)	24.3384-1756.5	240887 VW	GOLF V (1K1)
24.3384-1741.5	240924 LANCIA	LYBRA SW (839_)	24.3384-1756.5	240887 VW	GOLF VI (5K1)
24.3384-1745.5	240848 AUDI	A3 (8L1)	24.3384-1756.5	240887 VW	GOLF VI Cabriolet (517)
24.3384-1745.5	240848 AUDI	TT (8N3)	24.3384-1756.5	240887 VW	GOLF PLUS (5M1, 521)
24.3384-1745.5	240848 AUDI	TT Roadster (8N9)	24.3384-1756.5	240887 VW	JETTA IV (162, 163)
24.3384-1745.5	240848 SEAT	LEON (1M1)	24.3384-1756.5	240887 VW	SCIROCCO (137, 138)
24.3384-1745.5	240848 SEAT	TOLEDO II (1M2)	24.3384-1756.5	240850 CITROËN	C8 (EA_, EB_)
24.3384-1745.5	240848 VW	BORA (1J2)	24.3384-1761.5	240850 FIAT	ULYSSE (179_)
24.3384-1745.5	240848 VW	BORA Variant (1J6)	24.3384-1761.5	240850 LANCIA	PHEDRA (179_)
24.3384-1745.5	240848 VW	GOLF IV (1J1)	24.3384-1761.5	240850 PEUGEOT	807 (E)
24.3384-1745.5	240848 VW	GOLF IV Van (1J1)	24.3384-1762.5	240851 CITROËN	C8 (EA_, EB_)
24.3384-1745.5	240848 VW	GOLF IV Variant (1J5)			
24.3384-1745.5	240848 VW	NEW BEETLE (9C1, 1C1)			
24.3384-1746.5	240849 AUDI	A3 (8L1)			







# Neue Artikel

New parts - Nuevas referencias - Nouvelles références - Codici nuovi

					
24.3384-1762.5	240851 FIAT	ULYSSE (179_)	24.3414-1704.5	240831 VW	BORA (1J2)
24.3384-1762.5	240851 LANCIA	PHEDRA (179_)	24.3414-1704.5	240831 VW	BORA Variant (1J6)
24.3384-1762.5	240851 PEUGEOT	807 (E)	24.3414-1704.5	240831 VW	GOLF IV Variant (1J5)
24.3387-1701.5	240826 OPEL	ASTRA CLASSIC Schrägheck (A04)	24.3414-1705.5	240832 AUDI	A3 (8L1)
24.3387-1701.5	240826 OPEL	ASTRA H (A04)	24.3414-1705.5	240832 AUDI	TT (8N3)
24.3387-1701.5	240826 OPEL	ASTRA H Caravan (A04)	24.3414-1705.5	240832 AUDI	TT Roadster (8N9)
24.3387-1701.5	240826 OPEL	ASTRA H GTC (A04)	24.3414-1705.5	240832 SEAT	LEON (1M1)
24.3387-1701.5	240826 OPEL	ASTRA H Kasten (L70)	24.3414-1705.5	240832 SEAT	TOLEDO II (1M2)
24.3387-1701.5	240826 OPEL	ASTRA H Stufenheck (A04)	24.3414-1705.5	240832 SKODA	OCTAVIA I (1U2)
24.3387-1701.5	240826 OPEL	ASTRA H TwinTop (A04)	24.3414-1705.5	240832 SKODA	OCTAVIA I Combi (1U5)
24.3387-1701.5	240826 OPEL	COMBO (71_)	24.3414-1705.5	240832 VW	BORA (1J2)
24.3387-1701.5	240826 OPEL	COMBO Kasten/Kombi	24.3414-1705.5	240832 VW	BORA Variant (1J6)
24.3387-1701.5	240826 OPEL	COMBO Tour	24.3414-1705.5	240832 VW	GOLF IV (1J1)
24.3387-1701.5	240826 OPEL	MERIVA A Großraumlimousine (X03)	24.3414-1705.5	240832 VW	GOLF IV Variant (1J5)
24.3387-1701.5	240826 VAUXHALL	ASTRA Mk V (H) CC (A04)	24.3414-1711.5	240852 VW	MULTIVAN V (7HM, 7HN, 7HF, 7EF, 7EM, 7EN)
24.3387-1701.5	240826 VAUXHALL	ASTRA Mk V (H) CC (A04)	24.3414-1711.5	240852 VW	MULTIVAN VI (SGF, SGM, SGN)
24.3387-1701.5	240826 VAUXHALL	ASTRA Mk V (H) Convertible (A04)	24.3414-1711.5	240852 VW	TRANSPORTER V Bus (7HB, 7HJ, 7EB, 7EJ, 7EF, 7EG, 7HF, 7EC)
24.3387-1701.5	240826 VAUXHALL	ASTRA Mk V (H) Kombi (A04)	24.3414-1711.5	240852 VW	TRANSPORTER V Kasten (7HA, 7HH, 7EA, 7EH)
24.3387-1701.5	240826 VAUXHALL	ASTRAVAN Mk V (H) (A04)	24.3414-1711.5	240852 VW	TRANSPORTER V Pritsche/Fahrgestell (7JD, 7JE, 7JL, 7JY, 7JZ)
24.3387-1701.5	240826 VAUXHALL	COMBO Mk II (C) Kasten/Kombi (F25)	24.3414-1711.5	240852 VW	TRANSPORTER VI Bus (SGB, SGG, SGJ)
24.3387-1701.5	240826 VAUXHALL	COMBO TOUR Mk II (C) (F25)	24.3414-1711.5	240852 VW	TRANSPORTER VI Kasten (SGA, SGH)
24.3387-1701.5	240826 VAUXHALL	MERIVA Mk I (A) (X03)	24.3414-1711.5	240852 VW	TRANSPORTER VI Pritsche/Fahrgestell (SFD, SFE, SFL, SFZ)
24.3387-1706.5	240927 CITROËN	C2 (JM_)	24.3414-1712.5	240853 VW	MULTIVAN V (7HM, 7HN, 7HF, 7EF, 7EM, 7EN)
24.3387-1706.5	240927 CITROËN	C2 ENTERPRISE (JG_)	24.3414-1712.5	240853 VW	MULTIVAN VI (SGF, SGM, SGN)
24.3387-1706.5	240927 CITROËN	C3 I (FC_, FN_)	24.3414-1712.5	240853 VW	TRANSPORTER V Bus (7HB, 7HJ, 7EB, 7EJ, 7EF, 7EG, 7HF, 7EC)
24.3387-1706.5	240927 CITROËN	C3 Pluriel (HB_)	24.3414-1712.5	240853 VW	TRANSPORTER V Kasten (7HA, 7HH, 7EA, 7EH)
24.3387-1706.5	240927 PEUGEOT	1007 (KM_)	24.3414-1712.5	240853 VW	TRANSPORTER V Pritsche/Fahrgestell (7JD, 7JE, 7JL, 7JY, 7JZ)
24.3387-1708.5	240929 CITROËN	C5 III (RD_)	24.3414-1712.5	240853 VW	TRANSPORTER VI Bus (SGB, SGG, SGJ)
24.3387-1708.5	240929 CITROËN	C5 III Break (RW_)	24.3414-1712.5	240853 VW	TRANSPORTER VI Kasten (SGA, SGH)
24.3387-1708.5	240929 PEUGEOT	407 (6D_)	24.3414-1712.5	240853 VW	TRANSPORTER VI Pritsche/Fahrgestell (SFD, SFE, SFL, SFZ)
24.3387-1708.5	240929 PEUGEOT	407 Coupe (6C_)	24.3417-1703.5	240854 OPEL	ZAFIRA B (A05)
24.3387-1708.5	240929 PEUGEOT	407 SW (6E_)	24.3417-1703.5	240854 OPEL	ZAFIRA B Van (A05)
24.3387-1710.5	240889 CITROËN	C4 I (LC_)	24.3417-1703.5	240854 VAUXHALL	ZAFIRA Mk II (B) (A05)
24.3387-1710.5	240889 CITROËN	C4 Coupe (LA_)	24.3417-1704.5	240855 OPEL	ZAFIRA B (A05)
24.3387-1710.5	240889 CITROËN	C4 Stufenheck	24.3417-1704.5	240855 OPEL	ZAFIRA B Van (A05)
24.3387-1710.5	240889 PEUGEOT	307 (3A/C)	24.3417-1704.5	240855 VAUXHALL	ZAFIRA Mk II (B) (A05)
24.3387-1710.5	240889 PEUGEOT	307 Break (3E)	24.3417-1705.5	240932 ALFA ROMEO	159 (939_)
24.3387-1710.5	240889 PEUGEOT	307 CC (3B)	24.3417-1705.5	240932 ALFA ROMEO	159 Sportwagon (939_)
24.3387-1715.5	240870 PEUGEOT	607 (9D, 9U)	24.3417-1705.5	240932 ALFA ROMEO	BRERA (939_)
24.3387-1717.5	240872 AUDI	A3 (8P1)	24.3417-1706.5	240933 ALFA ROMEO	SPIDER (939_)
24.3387-1717.5	240872 AUDI	A3 Cabriolet (8P7)	24.3417-1706.5	240933 ALFA ROMEO	159 Sportwagon (939_)
24.3387-1717.5	240872 AUDI	A3 Sportback (8PA)	24.3417-1706.5	240933 ALFA ROMEO	BRERA (939_)
24.3387-1717.5	240872 AUDI	TT (8J3)	24.3421-9915.5	240641 AUDI	TT (8N3)
24.3387-1717.5	240872 AUDI	TT Roadster (8J9)	24.3421-9915.5	240641 AUDI	TT Roadster (8N9)
24.3387-1717.5	240872 SEAT	LEON (1P1)	24.3421-9915.5	240641 VW	GOLF IV (1J1)
24.3387-1717.5	240872 SEAT	TOLEDO III (5P2)	24.3421-9964.5	240670 BMW	X5 (E53)
24.3387-1717.5	240872 VW	EOS (1F7, 1F8)			
24.3387-1717.5	240872 VW	GOLF V (1K1)			
24.3387-1717.5	240872 VW	GOLF VI (5K1)			
24.3387-1717.5	240872 VW	GOLF PLUS (5M1, 521)			
24.3387-1729.5	240878 SKODA	OCTAVIA II (1Z3)			
24.3387-1729.5	240878 SKODA	OCTAVIA II Combi (1Z5)			
24.3387-1729.5	240878 VW	GOLF VI (5K1)			
24.3387-1729.5	240878 VW	GOLF PLUS (5M1, 521)			
24.3387-1729.5	240878 VW	JETTA III (1K2)			
24.3401-1708.5	240913 BMW	1 (E81)			
24.3401-1708.5	240913 BMW	1 (E87)			
24.3401-1708.5	240913 BMW	3 (E90)			
24.3401-1708.5	240913 BMW	3 Coupe (E92)			
24.3401-9952.5	240668 BMW	3 (E46)			
24.3401-9952.5	240668 BMW	3 Touring (E46)			
24.3414-1704.5	240831 SEAT	TOLEDO II (1M2)			
24.3414-1704.5	240831 SKODA	OCTAVIA I (1U2)			
24.3414-1704.5	240831 SKODA	OCTAVIA I Combi (1U5)			





# Neue Artikel

New parts - Nuevas referencias - Nouvelles références - Codici nuovi

			
24.3426-9991.5	240954 MERCEDES-BENZ CLS (C218)	24.3481-1712.5	240130 CITROËN JUMPER Pritsche/Fahrgestell (230)
24.3426-9991.5	240954 MERCEDES-BENZ CLS (C219)	24.3481-1712.5	240130 FIAT DUCATO Bus (230_)
24.3426-9991.5	240954 MERCEDES-BENZ CLS Shooting Brake (X218)	24.3481-1712.5	240130 FIAT DUCATO Kasten (230_)
24.3426-9991.5	240954 MERCEDES-BENZ E-CLASS (W211)	24.3481-1712.5	240130 FIAT DUCATO Pritsche/Fahrgestell (230_)
24.3426-9991.5	240954 MERCEDES-BENZ E-CLASS (W212)	24.3481-1712.5	240130 FIAT DUCATO Pritsche/Fahrgestell (290_)
24.3426-9991.5	240954 MERCEDES-BENZ E-CLASS T-Model (S211)	24.3481-1712.5	240130 PEUGEOT BOXER Bus (230P)
24.3426-9991.5	240954 MERCEDES-BENZ E-CLASS T-Model (S212)	24.3481-1712.5	240130 PEUGEOT BOXER Kasten (230L)
24.3426-9991.5	240954 MERCEDES-BENZ S-CLASS (W221)	24.3481-1712.5	240130 PEUGEOT BOXER Pritsche/Fahrgestell (ZCT_)
24.3426-9991.5	240954 MERCEDES-BENZ SL (R230)	24.3481-1719.5	240155 CITROËN JUMPER Bus (230P)
24.3451-1713.5	240329 NISSAN PRIMASTAR Bus (X83)	24.3481-1719.5	240155 CITROËN JUMPER Kasten (230L)
24.3451-1713.5	240329 NISSAN PRIMASTAR Kasten (X83)	24.3481-1719.5	240155 CITROËN JUMPER Pritsche/Fahrgestell (230)
24.3451-1713.5	240329 NISSAN PRIMASTAR Pritsche/Fahrgestell (X83)	24.3481-1719.5	240155 FIAT DUCATO Bus (230_)
24.3451-1713.5	240329 OPEL VIVARO A Combi (X83)	24.3481-1719.5	240155 FIAT DUCATO Kasten (230_)
24.3451-1713.5	240329 OPEL VIVARO A Kasten (X83)	24.3481-1719.5	240155 FIAT DUCATO Kasten (290_)
24.3451-1713.5	240329 OPEL VIVARO A Pritsche/Fahrgestell (X83)	24.3481-1719.5	240155 FIAT DUCATO Pritsche/Fahrgestell (230_)
24.3451-1713.5	240329 RENAULT AVANTIME (DE0_)	24.3481-1719.5	240155 FIAT DUCATO Pritsche/Fahrgestell (290_)
24.3451-1713.5	240329 RENAULT ESPACE III (JE0_)	24.3481-1719.5	240155 PEUGEOT BOXER Bus (230P)
24.3451-1713.5	240329 RENAULT TRAFIC II Bus (JL)	24.3481-1719.5	240155 PEUGEOT BOXER Kasten (230L)
24.3451-1713.5	240329 RENAULT TRAFIC II Kasten (FL)	24.3481-1719.5	240155 PEUGEOT BOXER Pritsche/Fahrgestell (ZCT_)
24.3451-1713.5	240329 RENAULT TRAFIC II Pritsche/Fahrgestell (EL)	24.3481-1720.5	240156 CITROËN JUMPER Bus (230P)
24.3451-1713.5	240329 VAUXHALL VIVARO Combi (X83)	24.3481-1720.5	240156 CITROËN JUMPER Kasten (230L)
24.3451-1713.5	240329 VAUXHALL VIVARO Kasten (X83)	24.3481-1720.5	240156 CITROËN JUMPER Pritsche/Fahrgestell (230)
24.3451-1713.5	240329 VAUXHALL VIVARO Pritsche/Fahrgestell (X83)	24.3481-1720.5	240156 FIAT DUCATO Bus (230_)
24.3451-1714.5	240330 NISSAN PRIMASTAR Bus (X83)	24.3481-1720.5	240156 FIAT DUCATO Kasten (230_)
24.3451-1714.5	240330 NISSAN PRIMASTAR Kasten (X83)	24.3481-1720.5	240156 FIAT DUCATO Kasten (290_)
24.3451-1714.5	240330 NISSAN PRIMASTAR Pritsche/Fahrgestell (X83)	24.3481-1720.5	240156 FIAT DUCATO Pritsche/Fahrgestell (230_)
24.3451-1714.5	240330 OPEL VIVARO A Combi (X83)	24.3481-1720.5	240156 FIAT DUCATO Pritsche/Fahrgestell (290_)
24.3451-1714.5	240330 OPEL VIVARO A Kasten (X83)	24.3481-1720.5	240156 PEUGEOT BOXER Bus (230P)
24.3451-1714.5	240330 OPEL VIVARO A Pritsche/Fahrgestell (X83)	24.3481-1720.5	240156 PEUGEOT BOXER Kasten (230L)
24.3451-1714.5	240330 RENAULT AVANTIME (DE0_)	24.3481-1720.5	240156 PEUGEOT BOXER Pritsche/Fahrgestell (ZCT_)
24.3451-1714.5	240330 RENAULT ESPACE III (JE0_)	24.3481-1789.5	240753 MERCEDES-BENZ SPRINTER 3,5-t Bus (906)
24.3451-1714.5	240330 RENAULT TRAFIC II Bus (JL)	24.3481-1789.5	240753 MERCEDES-BENZ SPRINTER 3,5-t Kasten (906)
24.3451-1714.5	240330 RENAULT TRAFIC II Kasten (FL)	24.3481-1789.5	240753 MERCEDES-BENZ SPRINTER 3,5-t Pritsche/Fahrgestell (906)
24.3451-1714.5	240330 RENAULT TRAFIC II Pritsche/Fahrgestell (EL)	24.3481-1789.5	240753 MERCEDES-BENZ SPRINTER 3-t Bus (906)
24.3451-1714.5	240330 VAUXHALL VIVARO Combi (X83)	24.3481-1789.5	240753 MERCEDES-BENZ SPRINTER 3-t Kasten (906)
24.3451-1714.5	240330 VAUXHALL VIVARO Kasten (X83)	24.3481-1789.5	240753 MERCEDES-BENZ SPRINTER 3-t Pritsche/Fahrgestell (906)
24.3451-1714.5	240330 VAUXHALL VIVARO Pritsche/Fahrgestell (X83)	24.3481-1789.5	240753 MERCEDES-BENZ SPRINTER CLASSIC 3,5-t Kasten (909)
24.3481-1711.5	240129 CITROËN JUMPER Bus (230P)	24.3481-1789.5	240753 VW CRAFTER 30-35 Bus (2E_)
24.3481-1711.5	240129 CITROËN JUMPER Kasten (230L)	24.3481-1789.5	240753 VW CRAFTER 30-50 Kasten (2E_)
24.3481-1711.5	240129 CITROËN JUMPER Pritsche/Fahrgestell (230)	24.3481-1789.5	240753 VW CRAFTER 30-50 Pritsche/Fahrgestell (2F_)
24.3481-1711.5	240129 FIAT DUCATO Bus (230_)	24.3481-1790.5	240754 MERCEDES-BENZ SPRINTER 3,5-t Bus (906)
24.3481-1711.5	240129 FIAT DUCATO Kasten (230_)	24.3481-1790.5	240754 MERCEDES-BENZ SPRINTER 3,5-t Kasten (906)
24.3481-1711.5	240129 FIAT DUCATO Pritsche/Fahrgestell (230_)	24.3481-1790.5	240754 MERCEDES-BENZ SPRINTER 3,5-t Pritsche/Fahrgestell (906)
24.3481-1711.5	240129 FIAT DUCATO Pritsche/Fahrgestell (290_)	24.3481-1790.5	240754 MERCEDES-BENZ SPRINTER 3-t Bus (906)
24.3481-1711.5	240129 PEUGEOT BOXER Bus (230P)	24.3481-1790.5	240754 MERCEDES-BENZ SPRINTER 3,5-t Kasten (906)
24.3481-1711.5	240129 PEUGEOT BOXER Kasten (230L)	24.3481-1790.5	240754 MERCEDES-BENZ SPRINTER 3,5-t Pritsche/Fahrgestell (906)
24.3481-1711.5	240129 PEUGEOT BOXER Pritsche/Fahrgestell (ZCT_)	24.3481-1790.5	240754 MERCEDES-BENZ SPRINTER 3-t Bus (906)
24.3481-1712.5	240130 CITROËN JUMPER Bus (230P)		
24.3481-1712.5	240130 CITROËN JUMPER Kasten (230L)		

# Neue Artikel

New parts - Nuevas referencias - Nouvelles références - Codici nuovi





			
24.3481-1790.5	240754 MERCEDES-BENZ	SPRINTER 3-t Kasten (906)	24.3481-1811.5 240758 PEUGEOT BOXER Pritsche/Fahrgestell
24.3481-1790.5	240754 MERCEDES-BENZ	SPRINTER 3-t Pritsche/Fahrgestell (906)	24.3481-1812.5 240759 CITROËN JUMPER Bus
24.3481-1790.5	240754 MERCEDES-BENZ	SPRINTER CLASSIC 3,5-t Kasten (909)	24.3481-1812.5 240759 CITROËN JUMPER Kasten
24.3481-1790.5	240754 VW	CRAFTER 30-35 Bus (2E_)	24.3481-1812.5 240759 CITROËN JUMPER Pritsche/Fahrgestell
24.3481-1790.5	240754 VW	CRAFTER 30-50 Kasten (2E_)	24.3481-1812.5 240759 FIAT DUCATO Bus (250_, 290_)
24.3481-1790.5	240754 VW	CRAFTER 30-50 Pritsche/Fahrgestell (2F_)	24.3481-1812.5 240759 FIAT DUCATO Kasten (250_, 290_)
24.3481-1795.5	240768 CITROËN	JUMPER Bus (230P)	24.3481-1812.5 240759 FIAT DUCATO Pritsche/Fahrgestell (250_, 290_)
24.3481-1795.5	240768 CITROËN	JUMPER Bus (244, Z_)	24.3481-1812.5 240759 PEUGEOT BOXER Bus
24.3481-1795.5	240768 CITROËN	JUMPER Kasten (230L)	24.3481-1812.5 240759 PEUGEOT BOXER Kasten
24.3481-1795.5	240768 CITROËN	JUMPER Kasten (244)	24.3481-9871.5 240677 CHEVROLET LANOS Stufenheck
24.3481-1795.5	240768 CITROËN	JUMPER Pritsche/Fahrgestell (230)	24.3481-9871.5 240677 DAEWOO LANOS (KLAT)
24.3481-1795.5	240768 CITROËN	JUMPER Pritsche/Fahrgestell (244)	24.3481-9871.5 240677 DAEWOO LANOS Stufenheck (KLAT)
24.3481-1795.5	240768 FIAT	DUCATO Bus (230_)	24.3481-9871.5 240677 DAEWOO NEXIA
24.3481-1795.5	240768 FIAT	DUCATO Bus (244_)	24.3481-9871.5 240677 DAEWOO NEXIA Stufenheck
24.3481-1795.5	240768 FIAT	DUCATO Kasten (230_)	24.3481-9871.5 240677 DAEWOO RACER Schrägheck
24.3481-1795.5	240768 FIAT	DUCATO Kasten (244_)	24.3481-9871.5 240677 JAGUAR XJ (X300, X330)
24.3481-1795.5	240768 FIAT	DUCATO Pritsche/Fahrgestell (230_)	24.3481-9871.5 240677 OPEL ASTRA F (T92)
24.3481-1795.5	240768 FIAT	DUCATO Pritsche/Fahrgestell (244_)	24.3481-9871.5 240677 OPEL ASTRA F Cabriolet (T92)
24.3481-1795.5	240768 PEUGEOT	BOXER Bus (230P)	24.3481-9871.5 240677 OPEL ASTRA F Caravan (T92)
24.3481-1795.5	240768 PEUGEOT	BOXER Bus (244, Z_)	24.3481-9871.5 240677 OPEL ASTRA F CC (T92)
24.3481-1795.5	240768 PEUGEOT	BOXER Kasten (230L)	24.3481-9871.5 240677 OPEL ASTRA F CLASSIC Caravan (T92)
24.3481-1795.5	240768 PEUGEOT	BOXER Kasten (244)	24.3481-9871.5 240677 OPEL ASTRA F CLASSIC CC (T92)
24.3481-1795.5	240768 PEUGEOT	BOXER Pritsche/Fahrgestell (244)	24.3481-9871.5 240677 OPEL ASTRA F CLASSIC Stufenheck (T92)
24.3481-1795.5	240768 PEUGEOT	BOXER Pritsche/Fahrgestell (ZCT_)	24.3481-9871.5 240677 OPEL ASTRA F Van (T92)
24.3481-1796.5	240769 CITROËN	JUMPER Bus (230P)	24.3481-9871.5 240677 OPEL COMBO (71_)
24.3481-1796.5	240769 CITROËN	JUMPER Bus (244, Z_)	24.3481-9871.5 240677 OPEL CORSA A CC (S83)
24.3481-1796.5	240769 CITROËN	JUMPER Kasten (230L)	24.3481-9871.5 240677 OPEL CORSA A TR (S83)
24.3481-1796.5	240769 CITROËN	JUMPER Kasten (244)	24.3481-9871.5 240677 OPEL CORSA B (S93)
24.3481-1796.5	240769 CITROËN	JUMPER Pritsche/Fahrgestell (230)	24.3481-9871.5 240677 OPEL CORSA B Caravan (S93)
24.3481-1796.5	240769 CITROËN	JUMPER Pritsche/Fahrgestell (244)	24.3481-9871.5 240677 OPEL CORSA B Kasten (S93)
24.3481-1796.5	240769 FIAT	DUCATO Bus (230_)	24.3481-9871.5 240677 OPEL TIGRA (S93)
24.3481-1796.5	240769 FIAT	DUCATO Bus (244_)	24.3481-9871.5 240677 OPEL VECTRA A (J89)
24.3481-1796.5	240769 FIAT	DUCATO Kasten (230_)	24.3481-9871.5 240677 OPEL VECTRA A CC (J89)
24.3481-1796.5	240769 FIAT	DUCATO Kasten (244_)	24.3481-9871.5 240677 VAUXHALL ASTRA Mk III (F) Cabriolet (T92)
24.3481-1796.5	240769 FIAT	DUCATO Pritsche/Fahrgestell (230_)	24.3481-9871.5 240677 VAUXHALL ASTRA Mk III (F) CC (T92)
24.3481-1796.5	240769 FIAT	DUCATO Pritsche/Fahrgestell (244_)	24.3481-9871.5 240677 VAUXHALL ASTRA Mk III (F) Kombi (T92)
24.3481-1796.5	240769 PEUGEOT	BOXER Bus (230P)	24.3481-9871.5 240677 VAUXHALL ASTRA Mk III (F) Stufenheck (T92)
24.3481-1796.5	240769 PEUGEOT	BOXER Bus (244, Z_)	24.3481-9871.5 240677 VAUXHALL ASTRAVAN Mk III (F) (T92)
24.3481-1796.5	240769 PEUGEOT	BOXER Kasten (230L)	24.3481-9871.5 240677 VAUXHALL CAVALIER Mk III CC (J89)
24.3481-1796.5	240769 PEUGEOT	BOXER Kasten (244)	24.3481-9871.5 240677 VAUXHALL CAVALIER Mk III Stufenheck (J89)
24.3481-1796.5	240769 PEUGEOT	BOXER Pritsche/Fahrgestell (244)	24.3481-9871.5 240677 VAUXHALL COMBO Mk I (B) (S93)
24.3481-1796.5	240769 PEUGEOT	BOXER Pritsche/Fahrgestell (ZCT_)	24.3481-9871.5 240677 VAUXHALL CORSA Mk I (B) (S93)
24.3481-1811.5	240758 CITROËN	JUMPER Bus	24.3481-9871.5 240677 VAUXHALL CORSAVAN Mk I (B) (S93)
24.3481-1811.5	240758 CITROËN	JUMPER Kasten	24.3481-9871.5 240677 VAUXHALL NOVA CC (S83)
24.3481-1811.5	240758 CITROËN	JUMPER Pritsche/Fahrgestell	24.3481-9871.5 240677 VAUXHALL NOVA Stufenheck (S83)
24.3481-1811.5	240758 FIAT	DUCATO Bus (250_, 290_)	24.3481-9871.5 240677 VAUXHALL TIGRA Mk I (S93)
24.3481-1811.5	240758 FIAT	DUCATO Kasten (250_, 290_)	24.3481-9872.5 240678 CHEVROLET LANOS Stufenheck
24.3481-1811.5	240758 FIAT	DUCATO Pritsche/Fahrgestell (250_, 290_)	24.3481-9872.5 240678 DAEWOO LANOS (KLAT)
24.3481-1811.5	240758 PEUGEOT	BOXER Bus	24.3481-9872.5 240678 DAEWOO LANOS Stufenheck (KLAT)
24.3481-1811.5	240758 PEUGEOT	BOXER Kasten	24.3481-9872.5 240678 DAEWOO NEXIA
			24.3481-9872.5 240678 DAEWOO NEXIA Stufenheck
			24.3481-9872.5 240678 DAEWOO RACER Schrägheck
			24.3481-9872.5 240678 JAGUAR XJ (X300, X330)
			24.3481-9872.5 240678 OPEL ASTRA F (T92)
			24.3481-9872.5 240678 OPEL ASTRA F Cabriolet (T92)
			24.3481-9872.5 240678 OPEL ASTRA F Caravan (T92)
			24.3481-9872.5 240678 OPEL ASTRA F CC (T92)
			24.3481-9872.5 240678 OPEL ASTRA F CLASSIC Caravan (T92)





# Neue Artikel

New parts - Nuevas referencias - Nouvelles références - Codici nuovi

			
24.3481-9872.5	240678 OPEL	ASTRA F CLASSIC CC (T92)	24.3521-1711.5 240755 CITROËN JUMPER Bus
24.3481-9872.5	240678 OPEL	ASTRA F CLASSIC Stufenheck (T92)	24.3521-1711.5 240755 CITROËN JUMPER Kasten
24.3481-9872.5	240678 OPEL	ASTRA F Van (T92)	24.3521-1711.5 240755 CITROËN JUMPER Pritsche/Fahrgestell
24.3481-9872.5	240678 OPEL	COMBO (71_)	24.3521-1711.5 240755 FIAT DUCATO Bus (250_, 290_)
24.3481-9872.5	240678 OPEL	CORSA A CC (S83)	24.3521-1711.5 240755 FIAT DUCATO Kasten (250_, 290_)
24.3481-9872.5	240678 OPEL	CORSA A TR (S83)	24.3521-1711.5 240755 FIAT DUCATO Pritsche/Fahrgestell (250_, 290_)
24.3481-9872.5	240678 OPEL	CORSA B (S93)	24.3521-1711.5 240755 PEUGEOT BOXER Bus
24.3481-9872.5	240678 OPEL	CORSA B Caravan (S93)	24.3521-1711.5 240755 PEUGEOT BOXER Kasten
24.3481-9872.5	240678 OPEL	CORSA B Kasten (S93)	24.3521-1711.5 240755 PEUGEOT BOXER Pritsche/Fahrgestell
24.3481-9872.5	240678 OPEL	TIGRA (S93)	24.3521-1712.5 240756 CITROËN JUMPER Bus
24.3481-9872.5	240678 OPEL	VECTRA A (J89)	24.3521-1712.5 240756 CITROËN JUMPER Kasten
24.3481-9872.5	240678 OPEL	VECTRA A CC (J89)	24.3521-1712.5 240756 CITROËN JUMPER Pritsche/Fahrgestell
24.3481-9872.5	240678 VAUXHALL	ASTRA Mk III (F) Cabriolet (T92)	24.3521-1712.5 240756 FIAT DUCATO Bus (250_, 290_)
24.3481-9872.5	240678 VAUXHALL	ASTRA Mk III (F) CC (T92)	24.3521-1712.5 240756 FIAT DUCATO Kasten (250_, 290_)
24.3481-9872.5	240678 VAUXHALL	ASTRA Mk III (F) Kombi (T92)	24.3521-1712.5 240756 FIAT DUCATO Pritsche/Fahrgestell (250_, 290_)
24.3481-9872.5	240678 VAUXHALL	ASTRA Mk III (F) Stufenheck (T92)	24.3521-1712.5 240756 PEUGEOT BOXER Bus
24.3481-9872.5	240678 VAUXHALL	ASTRAVAN Mk III (F) (T92)	24.3521-1712.5 240756 PEUGEOT BOXER Kasten
24.3481-9872.5	240678 VAUXHALL	CAVALIER Mk III CC (J89)	24.3521-1712.5 240756 PEUGEOT BOXER Pritsche/Fahrgestell
24.3481-9872.5	240678 VAUXHALL	CAVALIER Mk III Stufenheck (J89)	24.3521-1713.5 240762 CITROËN JUMPER Bus
24.3481-9872.5	240678 VAUXHALL	COMBO Mk I (B) (S93)	24.3521-1713.5 240762 CITROËN JUMPER Kasten
24.3481-9872.5	240678 VAUXHALL	CORSA Mk I (B) (S93)	24.3521-1713.5 240762 CITROËN JUMPER Pritsche/Fahrgestell
24.3481-9872.5	240678 VAUXHALL	CORSAVAN Mk I (B) (S93)	24.3521-1713.5 240762 FIAT DUCATO Bus (250_, 290_)
24.3481-9872.5	240678 VAUXHALL	NOVA CC (S83)	24.3521-1713.5 240762 FIAT DUCATO Kasten (250_, 290_)
24.3481-9872.5	240678 VAUXHALL	NOVA Stufenheck (S83)	24.3521-1713.5 240762 FIAT DUCATO Pritsche/Fahrgestell (250_, 290_)
24.3481-9872.5	240678 VAUXHALL	TIGRA Mk I (S93)	24.3521-1713.5 240762 PEUGEOT BOXER Bus
24.3511-1721.5	240920 MERCEDES-BENZ	SPRINTER 3,5-t Bus (906)	24.3521-1713.5 240762 PEUGEOT BOXER Kasten
24.3511-1721.5	240920 MERCEDES-BENZ	SPRINTER 3,5-t Kasten (906)	24.3521-1713.5 240762 PEUGEOT BOXER Pritsche/Fahrgestell
24.3511-1721.5	240920 MERCEDES-BENZ	SPRINTER 3,5-t Pritsche/Fahrgestell (906)	24.3521-1714.5 240763 CITROËN JUMPER Bus
24.3511-1721.5	240920 MERCEDES-BENZ	SPRINTER 3-t Bus (906)	24.3521-1714.5 240763 CITROËN JUMPER Kasten
24.3511-1721.5	240920 MERCEDES-BENZ	SPRINTER 3-t Kasten (906)	24.3521-1714.5 240763 CITROËN JUMPER Pritsche/Fahrgestell
24.3511-1721.5	240920 MERCEDES-BENZ	SPRINTER 3-t Pritsche/Fahrgestell (906)	24.3521-1714.5 240763 FIAT DUCATO Bus (250_, 290_)
24.3511-1721.5	240920 MERCEDES-BENZ	SPRINTER CLASSIC 3,5-t Kasten (909)	24.3521-1714.5 240763 FIAT DUCATO Kasten (250_, 290_)
24.3511-1721.5	240920 VW	CRAFTER 30-35 Bus (2E_)	24.3521-1714.5 240763 PEUGEOT BOXER Bus
24.3511-1721.5	240920 VW	CRAFTER 30-50 Kasten (2E_)	24.3521-1714.5 240763 PEUGEOT BOXER Kasten
24.3511-1721.5	240920 VW	CRAFTER 30-50 Pritsche/Fahrgestell (2F_)	24.3521-1714.5 240763 PEUGEOT BOXER Pritsche/Fahrgestell
24.3521-1709.5	240455 CHEVROLET	AVEO / KALOS Schrägheck (T200)	24.3521-1715.5 240770 CITROËN JUMPER Bus (230P)
24.3521-1709.5	240455 CHEVROLET	AVEO / KALOS Stufenheck (T200)	24.3521-1715.5 240770 CITROËN JUMPER Bus (244, Z_)
24.3521-1709.5	240455 CHEVROLET	AVEO Schrägheck (T250, T255)	24.3521-1715.5 240770 CITROËN JUMPER Kasten (230L)
24.3521-1709.5	240455 CHEVROLET	AVEO Stufenheck (T250, T255)	24.3521-1715.5 240770 CITROËN JUMPER Kasten (244)
24.3521-1709.5	240455 DAEWOO	KALOS (KLAS)	24.3521-1715.5 240770 CITROËN JUMPER Pritsche/Fahrgestell (230)
24.3521-1709.5	240455 DAEWOO	KALOS Stufenheck (KLAS)	24.3521-1715.5 240770 CITROËN JUMPER Pritsche/Fahrgestell (244)
24.3521-1710.5	240456 CHEVROLET	AVEO / KALOS Schrägheck (T200)	24.3521-1715.5 240770 FIAT DUCATO Bus (230_)
24.3521-1710.5	240456 CHEVROLET	AVEO / KALOS Stufenheck (T200)	24.3521-1715.5 240770 FIAT DUCATO Bus (244_)
24.3521-1710.5	240456 CHEVROLET	AVEO Schrägheck (T250, T255)	24.3521-1715.5 240770 FIAT DUCATO Kasten (230_)
24.3521-1710.5	240456 CHEVROLET	AVEO Stufenheck (T250, T255)	24.3521-1715.5 240770 FIAT DUCATO Kasten (244_)
24.3521-1710.5	240456 CHEVROLET	AVEO Schrägheck (T250, T255)	24.3521-1715.5 240770 FIAT DUCATO Pritsche/Fahrgestell (230_)
24.3521-1710.5	240456 CHEVROLET	AVEO Stufenheck (T250, T255)	24.3521-1715.5 240770 FIAT DUCATO Pritsche/Fahrgestell (244_)
24.3521-1710.5	240456 CHEVROLET	AVEO Schrägheck (T250, T255)	24.3521-1715.5 240770 PEUGEOT BOXER Bus (230P)
24.3521-1710.5	240456 CHEVROLET	AVEO Stufenheck (T250, T255)	24.3521-1715.5 240770 PEUGEOT BOXER Bus (244, Z_)
24.3521-1710.5	240456 DAEWOO	KALOS (KLAS)	24.3521-1715.5 240770 PEUGEOT BOXER Kasten (230L)
24.3521-1710.5	240456 DAEWOO	KALOS Stufenheck (KLAS)	24.3521-1715.5 240770 PEUGEOT BOXER Kasten (244)
24.3521-1710.5	240456 DAEWOO	KALOS Stufenheck (KLAS)	24.3521-1715.5 240770 PEUGEOT BOXER Pritsche/Fahrgestell (244)

# Neue Artikel


New parts - Nuevas referencias - Nouvelles références - Codici nuovi

			
24.3521-1715.5	240770 PEUGEOT	BOXER Pritsche/Fahrgestell (ZCT_)	24.3541-1803.5 240908 CITROËN C2 (JM_)
24.3521-1716.5	240771 CITROËN	JUMPER Bus (230P)	24.3541-1803.5 240908 CITROËN C2 ENTERPRISE (JG_)
24.3521-1716.5	240771 CITROËN	JUMPER Bus (244, Z_)	24.3541-1803.5 240908 CITROËN C3 I (FC_, FN_)
24.3521-1716.5	240771 CITROËN	JUMPER Kasten (230L)	24.3541-1803.5 240908 CITROËN C3 Pluriel (HB_)
24.3521-1716.5	240771 CITROËN	JUMPER Kasten (244)	24.3541-8530.5 240554 FORD FIESTA III (GFJ)
24.3521-1716.5	240771 CITROËN	JUMPER Pritsche/Fahrgestell (230)	24.3541-8530.5 240554 FORD FIESTA IV (JA_, JB_)
24.3521-1716.5	240771 CITROËN	JUMPER Pritsche/Fahrgestell (244)	24.3541-8530.5 240554 FORD FIESTA Kasten (F3L, F5L)
24.3521-1716.5	240771 FIAT	DUCATO Bus (230_)	24.3541-8530.5 240554 FORD FIESTA Kasten (FVD)
24.3521-1716.5	240771 FIAT	DUCATO Bus (244_)	24.3541-8530.5 240554 FORD FIESTA Kasten (J5_, J3_)
24.3521-1716.5	240771 FIAT	DUCATO Kasten (230_)	24.3541-8530.5 240554 FORD FIESTA Kasten (JV_)
24.3521-1716.5	240771 FIAT	DUCATO Kasten (244_)	24.3541-8530.5 240554 FORD PUMA (EC_)
24.3521-1716.5	240771 FIAT	DUCATO Pritsche/Fahrgestell (230_)	24.3541-8530.5 240554 FORD FIESTA III (GFJ)
24.3521-1716.5	240771 FIAT	DUCATO Pritsche/Fahrgestell (244_)	24.3541-8530.5 240554 FORD FIESTA IV (JA_, JB_)
24.3521-1716.5	240771 PEUGEOT	BOXER Bus (230P)	24.3541-8530.5 240554 FORD FIESTA Kasten (F3L, F5L)
24.3521-1716.5	240771 PEUGEOT	BOXER Bus (244, Z_)	24.3541-8530.5 240554 FORD FIESTA Kasten (FVD)
24.3521-1716.5	240771 PEUGEOT	BOXER Kasten (230L)	24.3541-8530.5 240554 FORD FIESTA Kasten (J5_, J3_)
24.3521-1716.5	240771 PEUGEOT	BOXER Kasten (244)	24.3541-8530.5 240554 FORD FIESTA Kasten (JV_)
24.3521-1716.5	240771 PEUGEOT	BOXER Pritsche/Fahrgestell (244)	24.3541-8530.5 240554 FORD PUMA (EC_)
24.3521-1716.5	240771 PEUGEOT	BOXER Pritsche/Fahrgestell (ZCT_)	24.3571-1739.5 240944 MERCEDES-BENZ C-CLASS (W203)
24.3541-1751.5	240956 MERCEDES-BENZ	C-CLASS (W202)	24.3571-1739.5 240944 MERCEDES-BENZ C-CLASS Coupe (CL203)
24.3541-1751.5	240956 MERCEDES-BENZ	C-CLASS T-Model (S202)	24.3571-1739.5 240944 MERCEDES-BENZ C-CLASS T-Model (S203)
24.3541-1752.5	240957 MERCEDES-BENZ	C-CLASS (W202)	24.3571-1739.5 240944 MERCEDES-BENZ CLC-CLASS (CL203)
24.3541-1752.5	240957 MERCEDES-BENZ	C-CLASS T-Model (S202)	24.3571-1739.5 240944 MERCEDES-BENZ CLK (C209)
24.3541-1795.5	240788 OPEL	COMBO (71_)	24.3571-1739.5 240944 MERCEDES-BENZ CLK Cabriolet (A209)
24.3541-1795.5	240788 OPEL	COMBO Kasten/Kombi	24.3571-1739.5 240944 MERCEDES-BENZ SLK (R171)
24.3541-1795.5	240788 OPEL	COMBO Tour	24.3571-1740.5 240945 MERCEDES-BENZ C-CLASS (W203)
24.3541-1795.5	240788 OPEL	CORSA C (X01)	24.3571-1740.5 240945 MERCEDES-BENZ C-CLASS Coupe (CL203)
24.3541-1795.5	240788 OPEL	CORSA C Kasten (X01)	24.3571-1740.5 240945 MERCEDES-BENZ C-CLASS T-Model (S203)
24.3541-1795.5	240788 OPEL	MERIVA A Großraumlimousine (X03)	24.3571-1740.5 240945 MERCEDES-BENZ CLC-CLASS (CL203)
24.3541-1795.5	240788 OPEL	TIGRA TwinTop (X04)	24.3571-1740.5 240945 MERCEDES-BENZ CLK (C209)
24.3541-1795.5	240788 VAUXHALL	COMBO Mk II (C) Kasten/Kombi (F25)	24.3571-1740.5 240945 MERCEDES-BENZ CLK Cabriolet (A209)
24.3541-1795.5	240788 VAUXHALL	COMBO TOUR Mk II (C) (F25)	24.3571-1740.5 240945 MERCEDES-BENZ SLK (R171)
24.3541-1795.5	240788 VAUXHALL	CORSA Mk II (C) (X01)	24.3571-1743.5 240790 MERCEDES-BENZ Vaneo (414)
24.3541-1795.5	240788 VAUXHALL	CORSAVAN Mk II (C) (X01)	24.3571-1744.5 240791 MERCEDES-BENZ Vaneo (414)
24.3541-1795.5	240788 VAUXHALL	MERIVA Mk I (A) (X03)	24.3571-1747.5 240946 MERCEDES-BENZ A-CLASS (W169)
24.3541-1795.5	240788 VAUXHALL	TIGRA Convertible (X04)	24.3571-1747.5 240946 MERCEDES-BENZ B-CLASS (W245)
24.3541-1796.5	240789 OPEL	COMBO (71_)	24.3571-1748.5 240947 MERCEDES-BENZ A-CLASS (W169)
24.3541-1796.5	240789 OPEL	COMBO Kasten/Kombi	24.3571-1748.5 240947 MERCEDES-BENZ B-CLASS (W245)
24.3541-1796.5	240789 OPEL	COMBO Tour	24.3571-1751.5 240960 MERCEDES-BENZ A-CLASS (W169)
24.3541-1796.5	240789 OPEL	CORSA C (X01)	24.3571-1752.5 240961 MERCEDES-BENZ A-CLASS (W169)
24.3541-1796.5	240789 OPEL	CORSA C Kasten (X01)	24.3571-1787.5 240838 VW TRANSPORTER IV Bus (70B, 70C, 7DB, 7DK, 70J, 70K, 7DC, 7DJ)
24.3541-1796.5	240789 OPEL	MERIVA A Großraumlimousine (X03)	24.3571-1787.5 240838 VW TRANSPORTER IV Kasten (70A, 70H, 7DA, 7DH)
24.3541-1796.5	240789 OPEL	TIGRA TwinTop (X04)	24.3571-1787.5 240838 VW TRANSPORTER IV Pritsche/Fahrgestell (70E, 70L, 70M, 7DE, 7DL)
24.3541-1796.5	240789 VAUXHALL	COMBO Mk II (C) Kasten/Kombi (F25)	
24.3541-1796.5	240789 VAUXHALL	COMBO TOUR Mk II (C) (F25)	
24.3541-1796.5	240789 VAUXHALL	CORSA Mk II (C) (X01)	
24.3541-1796.5	240789 VAUXHALL	CORSAVAN Mk II (C) (X01)	
24.3541-1796.5	240789 VAUXHALL	MERIVA Mk I (A) (X03)	
24.3541-1796.5	240789 VAUXHALL	TIGRA Convertible (X04)	
24.3541-1803.5	240908 CITROËN	C2 (JM_)	
24.3541-1803.5	240908 CITROËN	C2 ENTERPRISE (JG_)	
24.3541-1803.5	240908 CITROËN	C3 I (FC_, FN_)	
24.3541-1803.5	240908 CITROËN	C3 Pluriel (HB_)	



# Neue Artikel





New parts - Nuevas referencias - Nouvelles références - Codici nuovi

			
24.3571-1788.5	240839 VW	TRANSPORTER IV Bus (70B, 70C, 7DB, 7DK, 70J, 70K, 7DC, 7DJ)	24.3601-1733.5 240840 NISSAN QASHQAI / QASHQAI +2 I (J10, JJ10)
24.3571-1788.5	240839 VW	TRANSPORTER IV Kasten (70A, 70H, 7DA, 7DH)	24.3601-1733.5 240840 NISSAN QASHQAI II Geländewagen geschlossen (J11, J11_)
24.3571-1788.5	240839 VW	TRANSPORTER IV Pritsche/Fahrgestell (70E, 70L, 70M, 7DE, 7DL)	24.3601-1733.5 240840 NISSAN X-TRAIL (T31)
24.3571-9765.5	240651 CITROËN	C4 I (LC_)	24.3601-1734.5 240841 NISSAN QASHQAI / QASHQAI +2 I (J10, JJ10)
24.3571-9765.5	240651 CITROËN	C4 Coupe (LA_)	24.3601-1734.5 240841 NISSAN QASHQAI II Geländewagen geschlossen (J11, J11_)
24.3571-9765.5	240651 PEUGEOT	207 (WA_, WC_)	24.3601-8513.5 240687 MERCEDES-BENZ SPRINTER 2-t Bus (901, 902)
24.3571-9765.5	240651 PEUGEOT	207 SW (WK_)	24.3601-8513.5 240687 MERCEDES-BENZ SPRINTER 2-t Kasten (901, 902)
24.3571-9765.5	240651 PEUGEOT	307 (3A/C)	24.3601-8513.5 240687 MERCEDES-BENZ SPRINTER 2-t Pritsche/Fahrgestell (901, 902)
24.3571-9765.5	240651 PEUGEOT	307 Break (3E)	24.3601-8513.5 240687 MERCEDES-BENZ SPRINTER 2-t Pritsche/Fahrgestell (901, 902)
24.3571-9765.5	240651 PEUGEOT	307 CC (3B)	24.3601-8513.5 240687 MERCEDES-BENZ SPRINTER 3-t Bus (903)
24.3571-9765.5	240651 PEUGEOT	307 SW (3H)	24.3601-8513.5 240687 MERCEDES-BENZ SPRINTER 3-t Kasten (903)
24.3571-9765.5	240651 PEUGEOT	308 (4A_, 4C_)	24.3601-8513.5 240687 MERCEDES-BENZ SPRINTER 3-t Pritsche/Fahrgestell (903)
24.3571-9765.5	240651 PEUGEOT	308 SW (4E_, 4H_)	24.3601-8513.5 240687 MERCEDES-BENZ SPRINTER 4-t Bus (904)
24.3571-9841.5	240501 RENAULT	LAGUNA II (BG0/1_)	24.3601-8513.5 240687 MERCEDES-BENZ SPRINTER 4-t Kasten (904)
24.3571-9841.5	240501 RENAULT	LAGUNA II Grandtour (KG0/1_)	24.3601-8513.5 240687 MERCEDES-BENZ SPRINTER 4-t Pritsche/Fahrgestell (904)
24.3571-9841.5	240501 RENAULT	SCÉNIC I Großraumlimousine (JA0/1_, FA0_)	24.3601-8513.5 240687 MERCEDES-BENZ SPRINTER 4-t Kasten (904)
24.3571-9863.5	240691 VOLVO	S60 I (384)	24.3601-8513.5 240687 MERCEDES-BENZ SPRINTER 4-t Pritsche/Fahrgestell (904)
24.3571-9863.5	240691 VOLVO	S80 I (184)	24.3601-8513.5 240687 MERCEDES-BENZ V-CLASS (638/2)
24.3571-9863.5	240691 VOLVO	V70 II (285)	24.3601-8513.5 240687 MERCEDES-BENZ VITO Bus (638)
24.3571-9863.5	240691 VOLVO	XC70 CROSS COUNTRY (295)	24.3601-8513.5 240687 MERCEDES-BENZ VITO Kasten (638)
24.3571-9864.5	240692 VOLVO	S60 I (384)	24.3601-8513.5 240687 VW LT 28-35 II Bus (2DB, 2DE, 2DK)
24.3571-9864.5	240692 VOLVO	S80 I (184)	24.3601-8513.5 240687 VW LT 28-46 II Kasten (2DA, 2DD, 2DH)
24.3571-9864.5	240692 VOLVO	V70 II (285)	24.3601-8513.5 240687 VW LT 28-46 II Pritsche/Fahrgestell (2DC, 2DF, 2DG, 2DL, 2DM)
24.3571-9864.5	240692 VOLVO	XC70 CROSS COUNTRY (295)	24.3601-8514.5 240688 MERCEDES-BENZ SPRINTER 2-t Bus (901, 902)
24.3571-9871.5	240693 MG	MG ZT	24.3601-8514.5 240688 MERCEDES-BENZ SPRINTER 2-t Kasten (901, 902)
24.3571-9871.5	240693 MG	MG ZT- T	24.3601-8514.5 240688 MERCEDES-BENZ SPRINTER 2-t Pritsche/Fahrgestell (901, 902)
24.3571-9871.5	240693 ROVER	75 (RJ)	24.3601-8514.5 240688 MERCEDES-BENZ SPRINTER 3-t Bus (903)
24.3571-9871.5	240693 ROVER	75 Tourer (RJ)	24.3601-8514.5 240688 MERCEDES-BENZ SPRINTER 3-t Kasten (903)
24.3571-9972.5	240618 VOLVO	850 (854)	24.3601-8514.5 240688 MERCEDES-BENZ SPRINTER 3-t Pritsche/Fahrgestell (903)
24.3571-9972.5	240618 VOLVO	850 Kombi (855)	24.3601-8514.5 240688 MERCEDES-BENZ VITO Bus (638)
24.3571-9972.5	240618 VOLVO	C70 I Cabriolet (873)	24.3601-8514.5 240688 MERCEDES-BENZ VITO Kasten (638)
24.3571-9972.5	240618 VOLVO	C70 I Coupe (872)	24.3601-8514.5 240688 VW LT 28-35 II Bus (2DB, 2DE, 2DK)
24.3571-9972.5	240618 VOLVO	S70 (874)	24.3601-8514.5 240688 VW LT 28-46 II Kasten (2DA, 2DD, 2DH)
24.3571-9972.5	240618 VOLVO	V70 I (875, 876)	24.3601-8514.5 240688 VW LT 28-46 II Pritsche/Fahrgestell (2DC, 2DF, 2DG, 2DL, 2DM)
24.3576-9995.5	240962 AUDI	A3 (8P1)	24.3601-8514.5 240688 MERCEDES-BENZ SPRINTER 2-t Bus (901, 902)
24.3576-9995.5	240962 AUDI	A3 Sportback (8PA)	24.3601-8514.5 240688 MERCEDES-BENZ SPRINTER 2-t Kasten (901, 902)
24.3576-9995.5	240962 SEAT	LEON (1P1)	24.3601-8514.5 240688 MERCEDES-BENZ SPRINTER 2-t Pritsche/Fahrgestell (901, 902)
24.3576-9995.5	240962 SKODA	SUPERB II (3T4)	24.3601-8514.5 240688 MERCEDES-BENZ SPRINTER 3-t Bus (903)
24.3576-9995.5	240962 SKODA	SUPERB II Kombi (3T5)	24.3601-8514.5 240688 MERCEDES-BENZ SPRINTER 3-t Kasten (903)
24.3576-9995.5	240962 VW	EOS (1F7, 1F8)	24.3601-8514.5 240688 MERCEDES-BENZ SPRINTER 3-t Pritsche/Fahrgestell (903)
24.3576-9995.5	240962 VW	GOLF V (1K1)	24.3601-8514.5 240688 MERCEDES-BENZ SPRINTER 4-t Bus (904)
24.3576-9995.5	240962 VW	GOLF VI (5K1)	24.3601-8514.5 240688 MERCEDES-BENZ SPRINTER 4-t Kasten (904)
24.3576-9995.5	240962 VW	PASSAT (3C2)	24.3601-8514.5 240688 MERCEDES-BENZ SPRINTER 4-t Pritsche/Fahrgestell (904)
24.3576-9995.5	240962 VW	PASSAT CC (357)	24.3601-8514.5 240688 MERCEDES-BENZ V-CLASS (638/2)
24.3576-9995.5	240962 VW	PASSAT Variant (3C5)	24.3601-8514.5 240688 MERCEDES-BENZ VITO Bus (638)
24.3576-9996.5	240963 AUDI	A3 (8P1)	24.3601-8514.5 240688 MERCEDES-BENZ VITO Kasten (638)
24.3576-9996.5	240963 AUDI	A3 Sportback (8PA)	24.3601-8514.5 240688 VW LT 28-35 II Bus (2DB, 2DE, 2DK)
24.3576-9996.5	240963 SEAT	LEON (1P1)	24.3601-8514.5 240688 VW LT 28-46 II Kasten (2DA, 2DD, 2DH)
24.3576-9996.5	240963 SKODA	SUPERB II (3T4)	24.3601-8514.5 240688 VW LT 28-46 II Pritsche/Fahrgestell (2DC, 2DF, 2DG, 2DL, 2DM)
24.3576-9996.5	240963 SKODA	SUPERB II Kombi (3T5)	24.3601-8514.5 240688 VW LT 28-46 II Pritsche/Fahrgestell (2DC, 2DF, 2DG, 2DL, 2DM)
24.3576-9996.5	240963 VW	EOS (1F7, 1F8)	24.3601-8514.5 240688 VW LT 28-46 II Kasten (2DA, 2DD, 2DH)
24.3576-9996.5	240963 VW	GOLF V (1K1)	24.3601-8514.5 240688 VW LT 28-46 II Pritsche/Fahrgestell (2DC, 2DF, 2DG, 2DL, 2DM)
24.3576-9996.5	240963 VW	GOLF VI (5K1)	24.3601-8514.5 240688 VW LT 28-46 II Pritsche/Fahrgestell (2DC, 2DF, 2DG, 2DL, 2DM)
24.3576-9996.5	240963 VW	PASSAT (3C2)	24.3601-8514.5 240688 VW LT 28-46 II Pritsche/Fahrgestell (2DC, 2DF, 2DG, 2DL, 2DM)
24.3576-9996.5	240963 VW	PASSAT CC (357)	24.3601-8514.5 240688 VW LT 28-46 II Pritsche/Fahrgestell (2DC, 2DF, 2DG, 2DL, 2DM)
24.3576-9996.5	240963 VW	PASSAT Variant (3C5)	24.3601-8514.5 240688 VW LT 28-46 II Pritsche/Fahrgestell (2DC, 2DF, 2DG, 2DL, 2DM)
24.3601-1725.5	240784 MERCEDES-BENZ	M-CLASS (W163)	24.3601-8514.5 240688 VW LT 28-46 II Pritsche/Fahrgestell (2DC, 2DF, 2DG, 2DL, 2DM)
24.3601-1726.5	240785 MERCEDES-BENZ	M-CLASS (W163)	24.3601-8514.5 240688 VW LT 28-46 II Pritsche/Fahrgestell (2DC, 2DF, 2DG, 2DL, 2DM)



# Neue Artikel

New parts - Nuevas referencias - Nouvelles références - Codici nuovi

				
24.3601-8514.5	240688 VW	LT 28-46 II Pritsche/Fahrge- stell (2DC, 2DF, 2DG, 2DL, 2DM)	24.5143-0515.3 331564 VW	LOAD UP (121, 122, BL1, BL2)
24.3601-9770.5	240696 MERCEDES- BENZ	E-CLASS (W211)	24.5143-0515.3 331564 VW	UP (121, 122, BL1, BL2)
24.3601-9770.5	240696 MERCEDES- BENZ	E-CLASS T-Model (S211)	24.5143-0553.3 331568 AUDI	A1 (8X1, 8XK)
24.3601-9770.5	240696 MERCEDES- BENZ	S-CLASS (W220)	24.5143-0553.3 331568 AUDI	A1 Sportback (8XA, 8XF)
24.3606-9958.5	240969 AUDI	A4 Cabriolet (8H7, B6, 8HE, B7)	24.5143-0553.3 331568 SEAT	IBIZA IV (6J5, 6P1)
24.3606-9958.5	240969 AUDI	A8 (4E2, 4E8)	24.5143-0553.3 331568 SEAT	IBIZA IV SPORTCOUPE (6J1, 6P5)
24.3606-9958.5	240969 AUDI	A4 Cabriolet (8H7, B6, 8HE, B7)	24.5143-0553.3 331568 SEAT	IBIZA IV ST (6J8, 6P8)
24.3606-9958.5	240969 AUDI	A8 (4E2, 4E8)	24.5143-0553.3 331568 VW	POLO (6R1, 6C1)
24.3606-9961.5	240970 AUDI	A4 (8E2, B6)	24.5143-0553.3 331568 VW	POLO Stufenheck (602, 604, 612, 614)
24.3606-9961.5	240970 AUDI	A4 (8EC, B7)	24.5143-0553.3 331568 VW	POLO Van (6R)
24.3606-9961.5	240970 AUDI	A4 Avant (8E5, B6)	24.5161-0450.3 331570 CITROËN	C4 II (B7)
24.3606-9961.5	240970 AUDI	A4 Avant (8ED, B7)	24.5161-0450.3 331570 CITROËN	DS4
24.3606-9961.5	240970 AUDI	A4 Cabriolet (8H7, B6, 8HE, B7)	24.5161-0450.3 331570 DS	DS 4 / DS 4 CROSSBACK
24.3606-9961.5	240970 AUDI	A6 (4F2, C6)	24.5161-0450.3 331570 PEUGEOT	308 (4A_, 4C_)
24.3606-9961.5	240970 AUDI	A6 Allroad (4FH, C6)	24.5161-0450.3 331570 PEUGEOT	308 CC (4B_)
24.3606-9961.5	240970 AUDI	A6 Avant (4F5, C6)	24.5161-0451.3 331571 CITROËN	C4 II (B7)
24.3606-9962.5	240971 AUDI	A4 (8E2, B6)	24.5161-0451.3 331571 CITROËN	DS4
24.3606-9962.5	240971 AUDI	A4 (8EC, B7)	24.5161-0451.3 331571 DS	DS 4 / DS 4 CROSSBACK
24.3606-9962.5	240971 AUDI	A4 Avant (8E5, B6)	24.5161-0451.3 331571 PEUGEOT	308 (4A_, 4C_)
24.3606-9962.5	240971 AUDI	A4 Avant (8ED, B7)	24.5161-0451.3 331571 PEUGEOT	308 CC (4B_)
24.3606-9962.5	240971 AUDI	A4 Cabriolet (8H7, B6, 8HE, B7)	24.5169-0276.3 331560 BMW	X3 (F25)
24.3606-9962.5	240971 AUDI	A6 (4F2, C6)	24.5169-0276.3 331560 BMW	X4 (F26)
24.3606-9962.5	240971 AUDI	A6 Allroad (4FH, C6)	24.5176-0464.3 331511 OPEL	INSIGNIA A (G09)
24.3606-9962.5	240971 AUDI	A6 Avant (4F5, C6)	24.5176-0464.3 331511 OPEL	INSIGNIA A Country Tourer (G09)
24.3606-9967.5	240571 BMW	5 (E60)	24.5176-0464.3 331511 OPEL	INSIGNIA A Stufenheck (G09)
24.3606-9967.5	240571 BMW	5 Touring (E61)	24.5176-0464.3 331511 OPEL	INSIGNIA Caravan
24.3606-9968.5	240572 BMW	5 Touring (E61)	24.5176-0464.3 331511 VAUXHALL	INSIGNIA Mk I (A) Estate
24.3611-1701.5	240778 TOYOTA	RAV 4 II (_A2_)	24.5176-0464.3 331511 VAUXHALL	INSIGNIA Mk I (A) Schräg- heck (G09)
24.3611-1702.5	240779 TOYOTA	RAV 4 II (_A2_)	24.5176-0464.3 331511 VAUXHALL	INSIGNIA Mk I (A) Stufen- heck (G09)
24.5103-0375.3	331556 OPEL	MOVANO B Bus (X62)	24.5201-0190.3 331574 RENAULT	KOLEOS I (HY_)
24.5103-0375.3	331556 OPEL	MOVANO B Kasten (X62)	24.5201-0280.3 331569 DACIA	DUSTER
24.5103-0375.3	331556 OPEL	MOVANO B Pritsche/Fahrge- stell (X62)	24.5201-0280.3 331569 DACIA	DUSTER Kasten
24.5103-0375.3	331556 RENAULT	MASTER III Bus (JV)	24.5201-0280.3 331569 DACIA	LOGAN II
24.5103-0375.3	331556 RENAULT	MASTER III Kasten (FV)	24.5201-0280.3 331569 DACIA	LOGAN MCV II
24.5103-0375.3	331556 RENAULT	MASTER III Pritsche/Fahrge- stell (EV, HV, UV)	24.5201-0280.3 331569 DACIA	SANDERO II
24.5103-0375.3	331556 VAUXHALL	MOVANO Mk II (B)	24.5201-0280.3 331569 RENAULT	LOGAN II (L8_)
24.5103-0375.3	331556 VAUXHALL	MOVANO Mk II (B) Combi (X62)	24.5201-0280.3 331569 RENAULT	LOGAN II Kombi (K8_)
24.5103-0375.3	331556 VAUXHALL	MOVANO Mk II (B) VAN (X62)	24.5201-0280.3 331569 RENAULT	SANDERO/STEPWAY II (B8_)
24.5104-0470.3	331566 ALFA ROMEO	GIULIETTA (940_)	24.5201-0280.3 331569 RENAULT	THALIA II (LU1/2_)
24.5111-0450.3	331557 DACIA	DUSTER	24.5201-0280.3 331569 RENAULT	THALIA III (L8_)
24.5111-0450.3	331557 DACIA	DUSTER Kasten	24.5237-0315.3 331565 VW	AMAROK (2HA, 2HB, S1B, S6B, S7A, S7B)
24.5111-0450.3	331557 RENAULT	DUSTER (HS_)	24.5237-0315.3 331565 VW	AMAROK Pritsche/Fahrge- stell (S1B)
24.5134-0320.3	331567 FORD	TOURNEO CONNECT	24.5261-0245.3 331561 HYUNDAI	i10 (BA, IA)
24.5134-0320.3	331567 FORD	TRANSIT CONNECT (P65_, P70_, P80_)	24.5261-0245.3 331561 HYUNDAI	i10 (PA)
24.5134-0689.3	331558 BMW	X3 (F25)	24.5261-0246.3 331562 HYUNDAI	i10 (BA, IA)
24.5134-0689.3	331558 BMW	X4 (F26)	24.5261-0246.3 331562 HYUNDAI	i10 (PA)
24.5140-0493.3	331559 MERCEDES- BENZ	GLK-CLASS (X204)	24.5296-0180.3 331575 SUZUKI	SWIFT IV (FZ, NZ)
24.5140-0540.3	331563 VW	AMAROK (2HA, 2HB, S1B, S6B, S7A, S7B)	24.5296-0180.3 331575 SUZUKI	SX4 (EY, GY)
24.5140-0540.3	331563 VW	AMAROK Pritsche/Fahrge- stell (S1B)	24.5296-0180.3 331575 SUZUKI	SX4 Stufenheck (GY)
24.5143-0515.3	331564 SEAT	Mii (KF1)	24.5312-0360.3 331572 FORD	FIESTA IV (JA_, JB_)
24.5143-0515.3	331564 SKODA	CITIGO	24.5312-0360.3 331572 FORD	FIESTA Kasten (J5_, J3_)
			24.5312-0360.3 331572 FORD	FIESTA Kasten (JV_)
			24.5312-0360.3 331572 MAZDA	121 III (JASM, JBSM)
			24.5312-0361.3 331573 FORD	FIESTA IV (JA_, JB_)
			24.5312-0361.3 331573 FORD	FIESTA Kasten (J5_, J3_)
			24.5312-0361.3 331573 FORD	FIESTA Kasten (JV_)
			24.5312-0361.3 331573 FORD	PUMA (EC_)
			24.5312-0361.3 331573 MAZDA	121 III (JASM, JBSM)
			24.9238-0098.5 230038 VOLVO	850 (854)

# Neue Artikel

New parts - Nuevas referencias - Nouvelles références - Codici nuovi



<b>24.9238-0098.5</b>	230038	VOLVO	850 Kombi (855)
<b>24.9238-0098.5</b>	230038	VOLVO	C70 I Cabriolet (873)
<b>24.9238-0098.5</b>	230038	VOLVO	C70 I Coupe (872)
<b>24.9238-0098.5</b>	230038	VOLVO	S70 (874)
<b>24.9238-0098.5</b>	230038	VOLVO	V70 I (875, 876)
<b>24.9238-8034.5</b>	230016	MERCEDES-BENZ	C-CLASS (W202)
<b>24.9238-8034.5</b>	230016	MERCEDES-BENZ	E-CLASS (W124)
<b>24.9238-8034.5</b>	230016	MERCEDES-BENZ	SALOON (W124)
<b>24.9238-8034.5</b>	230016	MERCEDES-BENZ	SL (R129)
<b>83.7713-0294.3</b>	331518	MERCEDES-BENZ	SLC (R172)
<b>83.7713-0294.3</b>	331518	MERCEDES-BENZ	SLK (R172)
<b>83.7769-0398.3</b>	331472	FORD	C-MAX II (DXA/CB7, DXA/CEU)
<b>83.7769-0398.3</b>	331472	FORD	C-MAX II Van
<b>83.7769-0398.3</b>	331472	FORD	FOCUS III
<b>83.7769-0398.3</b>	331472	FORD	FOCUS III Kasten/Kombi
<b>83.7769-0398.3</b>	331472	FORD	FOCUS III Kasten/Schrägheck
<b>83.7769-0398.3</b>	331472	FORD	FOCUS III Stufenheck
<b>83.7769-0398.3</b>	331472	FORD	FOCUS III Turnier
<b>83.7769-0398.3</b>	331472	FORD	GRAND C-MAX (DXA/CB7, DXA/CEU)
<b>83.7769-0398.3</b>	331472	FORD	GRAND C-MAX Van
<b>83.7769-0417.3</b>	331474	FORD	KUGA II (DM2)
<b>83.7769-0417.3</b>	331474	FORD	KUGA II Van
<b>83.7769-0417.3</b>	331474	FORD	TOURNEO CONNECT / GRAND TOURNEO CONNECT Kombi
<b>83.7769-0417.3</b>	331474	FORD	TRANSIT CONNECT Kasten
<b>83.7769-0417.3</b>	331474	FORD	TRANSIT CONNECT Kombi
<b>83.7788-0393.3</b>	331523	VOLVO	V40 Schrägheck (525, 526)
<b>83.7838-0376.3</b>	331475	FORD	B-MAX (JK)
<b>83.7838-0376.3</b>	331475	FORD	B-MAX Van
<b>83.7838-0376.3</b>	331475	FORD	FIESTA VI (CB1, CCN)
<b>83.7838-0376.3</b>	331475	FORD	FIESTA VI Van
<b>83.7838-0377.3</b>	331476	FORD	B-MAX (JK)
<b>83.7838-0377.3</b>	331476	FORD	B-MAX Van
<b>83.7838-0377.3</b>	331476	FORD	FIESTA VI (CB1, CCN)
<b>83.7838-0377.3</b>	331476	FORD	FIESTA VI Van
<b>83.8569-0412.3</b>	331489	PORSCHE	PANAMERA (970)









- DE** Ersetzte Artikel
- EN** Replaced parts
- ES** Referencias de sustitución
- FR** Références remplacées
- IT** Codici sostitutivi

2019



# Ersetzte Artikel



Replaced parts - Referencias de sustitución - Références remplacées - Codici sostitutivi

 Vorgänger Nr. Replaced No. Codice precedente Ancienne référence Número anterior	Nachfolge Nr. Replacing No. Codice nuovo Nouvelle référence Número posterior	 Vorgänger Nr. Replaced No. Codice precedente Ancienne référence Número anterior	Nachfolge Nr. Replacing No. Codice nuovo Nouvelle référence Número posterior
11.3331-0037.2	220395	24.3331-0037.5	240547
11.3331-0038.2	220396	24.3331-0038.5	240548
11.3361-8504.2	220017	24.3361-8504.5	240514
11.3361-8505.2	220024	24.3361-8505.5	240633
11.3381-8504.2	220021	24.3381-8504.5	240516
11.3401-8503.2	220030	24.3401-8503.5	240521
11.3401-8504.2	220031	24.3401-8504.5	240522
11.3481-8512.2	220338	24.3481-8512.5	240761
11.3481-8515.2	220365	24.3481-8515.5	240477
11.3481-8516.2	220366	24.3481-8516.5	240478
11.3541-8529.2	220341	24.3541-8529.5	240553
11.3541-8530.2	220342	24.3541-8530.5	240554
11.3571-8508.2	220128	24.3571-8508.5	240556
11.3571-8516.2	220334	24.3571-1788.5	240839
11.3571-8517.2	220321	24.3571-8517.5	240493
11.3571-8518.2	220322	24.3571-8518.5	240494
11.3601-8501.2	220145	24.3601-8501.5	240533
11.3601-8505.2	220149	24.3601-8505.5	240537
11.3601-8513.2	220393	24.3601-8513.5	240687
11.8116-0339.2	390528	11.8116-0137.1	390612
11.9387-7084.2	220960	11.9387-7100.2	221054
11.9401-9952.2	220464	24.3401-9952.5	240668
11.9401-9959.2	220833	24.3401-9959.5	240635
11.9406-9993.2	220413	24.3406-9993.5	240637
11.9406-9994.2	220414	24.3406-9994.5	240638
11.9421-9915.2	220869	24.3421-9915.5	240641
11.9421-9937.2	220909	24.3421-9937.5	240563
11.9421-9938.2	220910	24.3421-9938.5	240564
11.9421-9953.2	220837	24.3421-9953.5	240643
11.9421-9954.2	220838	24.3421-9954.5	240644
11.9421-9963.2	220465	24.3421-9963.5	240669
11.9421-9979.2	220497	24.3421-9979.5	240475
11.9421-9980.2	220498	24.3421-9980.5	240476
11.9421-9980.2	220498	24.3421-9980.5	240476
11.9426-9957.2	220895	24.3426-9957.5	240565
11.9426-9958.2	220896	24.3426-9958.5	240566
11.9426-9991.2	220641	24.3426-9991.5	240954
11.9441-9965.2	220735	24.3441-9965.5	240673
11.9461-9981.2	220899	24.3461-9981.5	240569
11.9481-9811.2	220445	24.3481-9811.5	240675
11.9481-9812.2	220446	24.3481-9812.5	240676
11.9481-9871.2	220681	24.3481-9871.5	240677
11.9481-9872.2	220682	24.3481-9872.5	240678
11.9541-9668.2	220422	24.3541-9668.5	240530
11.9571-9765.2	220663	24.3571-9765.5	240651
11.9571-9766.2	220664	24.3571-9766.5	240652
11.9571-9801.2	220577	24.3571-9801.5	240497
11.9571-9841.2	220401	24.3571-9841.5	240501
11.9571-9842.2	220402	24.3571-9842.5	240501
11.9571-9864.2	220514	24.3571-9864.5	240692
11.9571-9871.2	220425	24.3571-9871.5	240693
11.9571-9972.2	220606	24.3571-9972.5	240618
11.9576-9995.2	220651	24.3576-9995.5	240962
11.9576-9996.2	220652	24.3576-9996.5	240963
11.9601-9769.2	220877	24.3601-9769.5	240695
11.9601-9770.2	220878	24.3601-9770.5	240696
11.9601-9787.2	220585	24.3601-9787.5	240505
11.9601-9788.2	220586	24.3601-9788.5	240506
11.9606-9958.2	220816	24.3606-9958.5	240969
11.9606-9961.2	220655	24.3606-9961.5	240970
11.9606-9962.2	220656	24.3606-9962.5	240971
11.9606-9967.2	220905	24.3606-9967.5	240571
11.9606-9968.2	220906	24.3606-9968.5	240572
11.9606-9979.2	220907	24.3606-9979.5	240575
11.9606-9980.2	220908	24.3606-9980.5	240576
13.2361-8001.2	210214	24.9236-8001.5	230007
13.2381-0097.2	210239	24.9238-0097.5	230037
13.2401-0039.2	210153	24.9240-0039.5	230055
13.2401-0040.2	210154	24.9240-0040.5	230056
13.2401-8013.2	210051	24.9240-8013.5	230019
13.2401-8014.2	210052	24.9240-8014.5	230020
13.9571-0041.2	210259	24.9257-0041.5	230049
13.9571-0042.2	210260	24.9257-0042.5	230050
24.3301-1701.7	220697	24.3301-1701.5	240858
24.3301-1702.7	220698	24.3301-1702.5	240859
24.3301-1703.7	220683	24.3301-1703.5	240860
24.3301-1704.7	220684	24.3301-1704.5	240861
24.3321-1701.7	220715	24.3321-1701.5	240906
24.3321-1702.7	220716	24.3321-1702.5	240907
24.3344-1707.7	220531	24.3344-1707.5	240808
24.3344-1707.7	220531	24.3344-1707.5	240808
24.3344-1708.7	220532	24.3344-1708.5	240809
24.3344-1708.7	220532	24.3344-1708.5	240809
24.3344-1711.7	220539	24.3344-1711.5	240894
24.3344-1712.7	220540	24.3344-1712.5	240895
24.3344-1713.7	220559	24.3344-1713.5	240812
24.3344-1714.7	220560	24.3344-1714.5	240813
24.3344-1714.7	220560	24.3344-1714.5	240813
24.3344-1725.7	220771	24.3344-1725.5	240862
24.3344-1726.7	220772	24.3344-1726.5	240863
24.3347-1707.7	220999	24.3347-1707.5	240896
24.3347-1708.7	221000	24.3347-1708.5	240897
24.3347-1709.7	221013	24.3347-1709.5	240846
24.3347-1710.7	221014	24.3347-1710.5	240847
24.3367-1707.7	220669	24.3367-1707.5	240898
24.3367-1708.7	220670	24.3367-1708.5	240899
24.3367-1711.7	220753	24.3367-1711.5	240864
24.3367-1712.7	220754	24.3367-1712.5	240865
24.3367-1713.7	220779	24.3367-1713.5	240900
24.3367-1714.7	220780	24.3367-1714.5	240901
24.3384-1723.7	220523	24.3384-1723.5	240842
24.3384-1724.7	220524	24.3384-1724.5	240843
24.3384-1734.7	220546	24.3384-1734.5	240821
24.3384-1741.7	220599	24.3384-1741.5	240924
24.3384-1742.7	220600	24.3384-1742.5	240925
24.3384-1745.7	220609	24.3384-1745.5	240848
24.3384-1746.7	220610	24.3384-1746.5	240849
24.3384-1753.7	220633	24.3384-1753.5	240824
24.3384-1754.7	220634	24.3384-1754.5	240825
24.3384-1761.7	220671	24.3384-1761.5	240850
24.3387-1705.7	220675	24.3387-1705.5	240926
24.3387-1706.7	220676	24.3387-1706.5	240927



# Ersetzte Artikel

Replaced parts - Referencias de sustitución - Références remplacées - Codici sostitutivi

 Vorgänger Nr. Replaced No. Codice precedente Ancienne référence Número anterior	 Nachfolge Nr. Replacing No. Codice nuovo Nouvelle référence Número posterior	 Vorgänger Nr. Replaced No. Codice precedente Ancienne référence Número anterior	 Nachfolge Nr. Replacing No. Codice nuovo Nouvelle référence Número posterior
24.3387-1707.7	220701	24.3387-1707.5	240928
24.3387-1708.7	220702	24.3387-1708.5	240929
24.3387-1709.7	220743	24.3387-1709.5	240888
24.3387-1710.7	220744	24.3387-1710.5	240889
24.3387-1711.7	220747	24.3387-1711.5	240868
24.3387-1712.7	220748	24.3387-1712.5	240869
24.3387-1713.7	220749	24.3387-1713.5	240930
24.3387-1714.7	220750	24.3387-1714.5	240931
24.3387-1715.7	220755	24.3387-1715.5	240870
24.3387-1716.7	220756	24.3387-1716.5	240871
24.3387-1717.7	220757	24.3387-1717.5	240872
24.3387-1720.7	220774	24.3387-1720.5	240875
24.3387-1721.7	220781	24.3387-1721.5	240876
24.3387-1722.7	220782	24.3387-1722.5	240877
24.3387-1729.7	221007	24.3387-1729.5	240878
24.3387-1730.7	221008	24.3387-1730.5	240879
24.3387-1731.7	221009	24.3387-1731.5	240880
24.3387-1732.7	221010	24.3387-1732.5	240881
24.3401-1707.7	220775	24.3401-1707.5	240912
24.3401-1708.7	220776	24.3401-1708.5	240913
24.3414-1703.7	220535	24.3414-1703.5	240830
24.3414-1704.7	220536	24.3414-1704.5	240831
24.3414-1705.7	220549	24.3414-1705.5	240832
24.3414-1711.7	220677	24.3414-1711.5	240852
24.3414-1712.7	220678	24.3414-1712.5	240853
24.3414-1713.7	220793	24.3414-1713.5	240914
24.3414-1714.7	220794	24.3414-1714.5	240915
24.3417-1701.7	220679	24.3417-1701.5	240836
24.3417-1702.7	220680	24.3417-1702.5	240837
24.3417-1705.7	220769	24.3417-1705.5	240932
24.3417-1706.7	220770	24.3417-1706.5	240933
24.3451-1713.7	220737	24.3451-1713.5	240329
24.3451-1714.7	220738	24.3451-1714.5	240330
24.3451-1720.7	220764	24.3451-1720.5	240917
24.3541-1751.7	220477	24.3541-1751.5	240956
24.3541-1752.7	220478	24.3541-1752.5	240957
24.3541-1758.7	220484	24.3541-1758.5	240935
24.3541-1775.7	220529	24.3541-1775.5	240974
24.3541-1776.7	220530	24.3541-1776.5	240975
24.3541-1795.7	220551	24.3541-1795.5	240788
24.3541-1796.7	220552	24.3541-1796.5	240789
24.3541-1797.7	220553	24.3541-1797.5	240856
24.3541-1798.7	220554	24.3541-1798.5	240857
24.3541-1803.7	220603	24.3541-1803.5	240908
24.3541-1804.7	220604	24.3541-1804.5	240909
24.3571-1721.7	220555	24.3571-1721.5	240910
24.3571-1739.7	220667	24.3571-1739.5	240944
24.3571-1740.7	220668	24.3571-1740.5	240945
24.3571-1743.7	220687	24.3571-1743.5	240790
24.3571-1747.7	220691	24.3571-1747.5	240946
24.3571-1748.7	220692	24.3571-1748.5	240947
24.3571-1751.7	220709	24.3571-1751.5	240960
24.3571-1752.7	220710	24.3571-1752.5	240961
24.3571-1753.7	220789	24.3571-1753.5	240936
24.3571-1784.5	240752	24.3571-9824.5	240500
24.5253-0432.3	330709	24.5291-0430.3	331084







- DE** Fahrzeugregister
- EN** Index of vehicles
- ES** Índice de vehículos
- FR** Liste des véhicules
- IT** Indice autovettura

2019

**ABARTH 42**

500 / 595 / 695 (312_)	42
500C / 595C / 695C (312_)	42
GRANDE PUNTO (199_)	42
PUNTO (199_)	42
PUNTO EVO (199_)	42

**ALFA ROMEO 42**

145 (930_)	42
146 (930_)	43
147 (937_)	44
155 (167_)	44
156 (932_)	46
156 Sportwagon (932_)	47
159 (939_)	48
159 Sportwagon (939_)	49
BRERA (939_)	49
GIULIETTA (940_)	50
GT (937_)	51
GTV (916_)	51
MITO (955_)	51
SPIDER (916_)	52
SPIDER (939_)	52

**AUDI 52**

80 Avant (8C5, B4)	52
A1 (8X1, 8XK)	54
A1 Sportback (8XA, 8XF)	57
A2 (8Z0)	60
A3 (8L1)	60
A3 (8P1)	63
A3 (8V1, 8VK)	69
A3 Cabriolet (8P7)	70
A3 Cabriolet (8V7, 8VE)	71
A3 Limousine (8VS, 8VM)	71
A3 Sportback (8PA)	73
A3 Sportback (8VA, 8VF)	77
A4 (8D2, B5)	79
A4 (8E2, B6)	84
A4 (8EC, B7)	87
A4 (8K2, B8)	91
A4 (8W2, B9)	94
A4 Allroad (8KH, B8)	95
A4 Avant (8D5, B5)	96
A4 Avant (8E5, B6)	101
A4 Avant (8ED, B7)	103
A4 Avant (8K5, B8)	107
A4 Avant (8W5, B9)	111
A4 Cabriolet (8H7, B6, 8HE, B7)	111
A5 (8T3)	115
A5 Cabriolet (8F7)	120
A5 Sportback (8TA)	124
A6 (4A2, C4)	127
A6 (4B2, C5)	129
A6 (4F2, C6)	133
A6 (4G2, 4GC, C7)	138
A6 Allroad (4FH, C6)	142
A6 Allroad (4GH, 4GJ)	143
A6 Avant (4A5, C4)	144
A6 Avant (4B5, C5)	146
A6 Avant (4F5, C6)	150
A6 Avant (4G5, 4GD, C7)	153
A7 Sportback (4GA, 4GF)	155
A7 Sportback (4KA)	158
A8 (4D2, 4D8)	158
A8 (4E2, 4E8)	159
A8 (4H2, 4H8, 4HC, 4HL)	163
ALLROAD (4BH, C5)	165
CABRIOLET (8G7, B4)	165
COUPE (89, 8B)	167
Q2 (GAB)	169
Q3 (8UB, 8UG)	169
Q5 (8RB)	171
Q7 (4LB)	172
TT (8J3)	173
TT (8N3)	174
TT Roadster (8J9)	175
TT Roadster (8N9)	177

**BMW 178**

1 (E81)	178
1 (E87)	180
1 (F20)	185
1 (F21)	185
1 Cabriolet (E88)	186
1 Coupe (E82)	187
2 Cabriolet (F23)	189
2 Coupe (F22, F87)	189
3 (E36)	189
3 (E46)	191
3 (E90)	195
3 (F30, F80)	204
3 Cabriolet (E36)	205
3 Cabriolet (E46)	207
3 Cabriolet (E93)	208
3 Compact (E36)	211
3 Compact (E46)	213
3 Coupe (E36)	214
3 Coupe (E46)	216
3 Coupe (E92)	218
3 Gran Turismo (F34)	224
3 Touring (E36)	225
3 Touring (E46)	226
3 Touring (E91)	228
3 Touring (F31)	235
4 Cabriolet (F33, F83)	235
4 Coupe (F32, F82)	236
4 Gran Coupe (F36)	236
5 (E34)	237
5 (E39)	239
5 (E60)	246
5 (F10)	256
5 Gran Turismo (F07)	261
5 Touring (E34)	262
5 Touring (E39)	264
5 Touring (E61)	268
5 Touring (F11)	280
6 (E63)	285
6 Cabriolet (E64)	286
6 Cabriolet (F12)	287
6 Coupe (F13)	288
6 Gran Coupe (F06)	289
7 (E38)	289
7 (E65, E66, E67)	291
7 (F01, F02, F03, F04)	293
8 (E31)	295
X1 (E84)	296
X3 (E83)	299
X3 (F25)	301
X4 (F26)	302
X5 (E53)	302
X5 (E70)	304
X5 (F15, F85)	306
X6 (E71, E72)	307
X6 (F16, F86)	309
Z3 Coupe (E36)	310
Z3 Roadster (E36)	311
Z4 Coupe (E86)	314
Z4 Roadster (E85)	314
Z4 Roadster (E89)	316
Z8 Roadster (E52)	317

**CHEVROLET 317**

ASTRA Schrägheck	317
ASTRA Stufenheck	317
AVEO / KALOS Schrägheck (T200)	317
AVEO / KALOS Stufenheck (T200)	318
AVEO Schrägheck (T250, T255)	318
AVEO Schrägheck (T300)	318
AVEO Stufenheck (T250, T255)	318
AVEO Stufenheck (T300)	319
CRUZE (J300)	319
CRUZE Schrägheck (J305)	320
CRUZE Station Wagon (J308)	321
LACETTI (J200)	321
LACETTI Kombi (J200)	322
LACETTI Stufenheck (J200)	322
LANOS Stufenheck	322
MALIBU (V300)	322

**CHEVROLET 317**

MATIZ (M200, M250)	322
NUBIRA Kombi	322
NUBIRA Stufenheck	322
ORLANDO (J309)	323
SPARK	323
SPARK (M300)	323
TIGRA	323
TRAX	323
VECTRA	323
VOLT	324

**CHRYSLER 324**

DELTA	324
PT CRUISER (PT_)	324
PT CRUISER Cabriolet	324
VOYAGER IV (RG, RS)	325
YPSILON	325

**CITROËN 325**

AX (ZA-)	325
BERLINGO / BERLINGO FIRST Großraumlimousine (MF, GJK, GFK)	326
BERLINGO / BERLINGO FIRST Kasten (M_)	327
BERLINGO (B9)	328
BERLINGO Kasten (B9)	330
BERLINGO Pritsche/Fahrgestell (B9)	332
C1 (PM_, PN_)	332
C15 (VD-)	355
C15 Kombi	355
C1 II (PA_, PS_)	332
C2 (JM_)	332
C2 ENTERPRISE (JG_)	333
C3 AIRCROSS II	336
C3 I (FC_, FN_)	334
C3 II (SC_)	335
C3 III (SX)	336
C3 Picasso	336
C3 Pluriel (HB_)	337
C4 CACTUS	340
C4 Coupe (LA_)	340
C4 Grand Picasso I (UA_)	342
C4 Grand Picasso II	343
C4 I (LC_)	337
C4 II (B7)	339
C4 Picasso I Großraumlimousine (UD_)	344
C4 Picasso II	345
C4 SPACETOURER	346
C4 Stufenheck	347
C5 I (DC_)	347
C5 I Break (DE_)	348
C5 II (RC_)	348
C5 II Break (RE_)	348
C5 III (RD_)	348
C5 III Break (RW_)	351
C6 (TD_)	353
C8 (EA_, EB_)	354
C-CROSSER (EP_)	355
C-CROSSER ENTERPRISE	355
C-ELYSEE	355
DS3	356
DS3 Cabriolet	356
DS4	357
DS5	359
EVASION Großraumlimousine (22, U6)	360
GRAND C4 SPACETOURER	362
JUMPER Bus	363
JUMPER Bus (230P)	363
JUMPER Bus (244, Z_)	367
JUMPER Kasten	368
JUMPER Kasten (230L)	369
JUMPER Kasten (244)	373
JUMPER Pritsche/Fahrgestell	374
JUMPER Pritsche/Fahrgestell (230)	375
JUMPER Pritsche/Fahrgestell (244)	378
JUMPY (U6U)	379
JUMPY (VF7)	380
JUMPY Kasten	380





**CITROËN****325**

JUMPY Kasten (BS_, BT_, BY_, BZ_) 381
JUMPY Pritsche/Fahrgestell 381
JUMPY Pritsche/Fahrgestell (BU_, BV_, BW_, BX_) 381
NEMO Kasten (AA_) 382
NEMO Kombi 382
SAXO (S0, S1) 382
XANTIA (X1_, X2_) 383
XANTIA Break (X1_, X2_) 383
XM (Y4) 384
XM Break (Y4) 384
XSARA (N1) 384
XSARA Break (N2) 387
XSARA Coupe (N0) 389
XSARA Kasten/Kombi 391
XSARA Kasten/Schrägheck (N3_) 392
XSARA PICASSO (N68) 393
ZX (N2) 395
ZX Break (N2) 397

**DACIA****397**

DOKKER 397
DOKKER Express 398
DUSTER 398
DUSTER Kasten 400
LODGY 401
LOGAN (LS_) 401
LOGAN EXPRESS (FS_) 402
LOGAN II 402
LOGAN MCV (KS_) 402
LOGAN MCV II 403
LOGAN Pick-up (US_) 403
SANDERO 404
SANDERO II 404

**DAEWOO****405**

ESPERO (KLEJ) 405
GENTRA Stufenheck 405
KALOS (KLAS) 405
KALOS Stufenheck (KLAS) 405
LACETTI Schrägheck (KLAN) 406
LACETTI Stufenheck 406
LANOS (KLAT) 406
LANOS Stufenheck (KLAT) 406
MATIZ (M100, M150) 407
MATIZ (M200, M250) 407
MATIZ Kasten (KLA4) 407
NEXIA 407
NEXIA Stufenheck 408
NUBIRA (J100) 408
NUBIRA Stufenheck (J200) 409
RACER Schrägheck 409

**DAIHATSU****409**

CHARADE 409
MATERIA (M4_) 409
SIRION (M3_) 409

**DS****409**

DS 3 410
DS 3 Cabriolet 410
DS 4 / DS 4 CROSSBACK 411
DS5 409

**FIAT****412**

126 (126_) 412
500 (312_) 412
500 C (312_) 413
500L (351_, 352_) 413
500X (334_) 414
BARCETTA (183_) 414
BRAVA (182_) 414
BRAVO I (182_) 415
BRAVO II (198_) 415

**FIAT****412**

CINQUECENTO (170_) 416
COUPE (175_) 416
CROMA (194_) 417
DOBLO Cargo (223_) 417
DOBLO Großraumlimousine (119_, 223_) 418
DOBLO Kasten/Kombi (263_) 418
DOBLO Kombi (263_) 419
DOBLO Pritsche/Fahrgestell (263_) 420
DUCATO Bus (230_) 421
DUCATO Bus (244_) 423
DUCATO Bus (250_, 290_) 424
DUCATO Kasten (230_) 426
DUCATO Kasten (244_) 428
DUCATO Kasten (250_, 290_) 429
DUCATO Pritsche/Fahrgestell (230_) 431
DUCATO Pritsche/Fahrgestell (244_) 433
DUCATO Pritsche/Fahrgestell (250_, 290_) 433
FIORINO Kasten/Kombi (225_) 435
FIORINO Kasten (146_) 435
FIORINO Pick up (146_) 436
GRANDE PUNTO (199_) 436
GRANDE PUNTO Van (199_) 437
IDEA (350_) 437
LINEA (323_, 110_) 437
MAREA (185_) 438
MAREA Weekend (185_) 438
MULTIPLA (186_) 439
PALIO (178_) 439
PALIO Weekend (178_) 439
PANDA (141_) 440
PANDA (169_) 440
PANDA (312_, 319_) 441
PANDA Van (141_) 441
PANDA Van (169_) 442
PANDA VAN (312_, 519_) 442
PUNTO (176_) 443
PUNTO (188_) 444
PUNTO (199_) 445
PUNTO Cabriolet (176_) 445
PUNTO EVO (199_) 446
PUNTO EVO Van (199_) 446
PUNTO Van (176_) 447
PUNTO Van (188_) 447
PUNTO Van (199_) 448
QUBO (225_) 448
SCUDO (270_, 272_) 448
SCUDO Combinato (220_) 449
SCUDO Kasten (220_) 449
SCUDO Kasten (270_, 272_) 450
SCUDO Pritsche/Fahrgestell (220_) 450
SCUDO Pritsche/Fahrgestell (270_, 272_) 450
SEDICI (FY_) 451
SEICENTO / 600 (187_) 451
SEICENTO / 600 Van (287_) 451
SIENA (178_, 172_) 451
STILO (192_) 451
STILO Multi Wagon (192_) 452
STRADA Pick-up (178_) 452
STRADA Pick-up (278_) 452
TEMPRA (159_) 452
TEMPRA S.W. (159_) 454
TIPO (160_) 454
ULYSSE (179_) 456
ULYSSE (220_) 457
UNO (146_) 458
UNO Kasten (146_) 459

**FORD****459**

B-MAX (JK) 459
B-MAX Van 459
C-MAX (DM2) 459
C-MAX II (DXA/CB7, DXA/CEU) 460
C-MAX II Van 462
COUGAR (EC_) 463
COURIER Kasten (F3L, F5L) 464
COURIER Kasten (J5_, J3_) 464
ESCORT '95 Express (AVL) 465
ESCORT CLASSIC (AAL, ABL) 470
ESCORT CLASSIC Turnier (ANL) 470

**FORD****459**

ESCORT VI (GAL) 465
ESCORT VI Cabriolet (ALL) 466
ESCORT VII (GAL, AAL, ABL) 467
ESCORT VII Cabriolet (ALL) 468
ESCORT VII Stufenheck (GAL, AFL) 469
ESCORT VII Turnier (GAL, ANL) 469
ESCORT VI Stufenheck (GAL) 467
ESCORT VI Turnier (GAL) 467
FIESTA III (GFJ) 470
FIESTA IV (JA_, JB_) 472
FIESTA Kasten (FVD) 477
FIESTA Kasten (JV_) 477
FIESTA V (JH_, JD_) 474
FIESTA VI (CB1, CCN) 475
FIESTA VI Van 476
FIESTA V Van 475
FOCUS (DAW, DBW) 478
FOCUS C-MAX 494
FOCUS II (DA_, HCP, DP) 479
FOCUS II Cabriolet 481
FOCUS III 485
FOCUS III Kasten/Kombi 487
FOCUS III Kasten/Schrägheck 487
FOCUS III Stufenheck 489
FOCUS III Turnier 491
FOCUS II Stufenheck (DB_, FCH, DH) 481
FOCUS II Turnier (DA_, FFS, DS) 483
FOCUS IV 493
FOCUS IV Turnier 493
FOCUS Stufenheck (DFW) 495
FOCUS Turnier (DNW) 496
FUSION (JU_) 496
GALAXY 497
GALAXY (WA6) 497
GALAXY (WGR) 499
GRAND C-MAX (DXA/CB7, DXA/CEU) 501
GRAND C-MAX Van 502
KA (RB_) 503
KA (RU8) 504
KA Van (RB) 504
KUGA I 505
KUGA II (DM2) 506
KUGA II Van 507
MONDEO I (GBP) 507
MONDEO II (BAP) 511
MONDEO III (B5Y) 516
MONDEO III Stufenheck (B4Y) 516
MONDEO III Turnier (BWY) 517
MONDEO II Stufenheck (BFP) 513
MONDEO II Turnier (BNP) 514
MONDEO I Stufenheck (GBP) 509
MONDEO I Turnier (BNP) 510
MONDEO IV (BA7) 517
MONDEO IV Stufenheck (BA7) 519
MONDEO IV Turnier (BA7) 522
PUMA (EC_) 524
SCORPIO II (GFR, GGR) 525
SCORPIO II Turnier (GNR, GGR) 526
S-MAX 527
S-MAX (WA6) 527
STREET KA (RL2) 529
TOURNEO CONNECT 529
TOURNEO CONNECT / GRAND 530
TOURNEO CONNECT Kombi 530
TRANSIT Bus (E_) 530
TRANSIT Bus (FD_, FB_, FS_, FZ_, FC_) 531
TRANSIT CONNECT (P65_, P70_, P80_) 532
TRANSIT CONNECT Kasten 532
TRANSIT CONNECT Kombi 533
TRANSIT Kasten (E_) 534
TRANSIT Kasten (FA_) 534
TRANSIT Pritsche/Fahrgestell (E_) 535
TRANSIT Pritsche/Fahrgestell (FM_, FN_) 536
TRANSIT TOURNEO 537

**HONDA****537**

ACCORD IX Stufenheck (CR) 540
ACCORD V (CC, CD) 537

**HONDA 537**

ACCORD V (CE, CF_)	537
ACCORD VI (CK, CG, CH, CF8)	538
ACCORD VI Hatchback (CH, CL)	538
ACCORD VII (CL, CN)	538
ACCORD VII (CM)	539
ACCORD VIII (CU)	539
ACCORD VIII TOURER (CW)	540
ACCORD VII Tourer (CM, CN)	539
CITY Stufenheck (GM2, GM3)	540
CIVIC VI Aerodeck (MB, MC)	540
CIVIC VI Coupe (EJ, EM1)	541
CIVIC VI Fastback (MA, MB)	541
CIVIC VI Hatchback (EJ, EK)	541
CIVIC VII Coupe (EM2)	542
CIVIC VII Hatchback (EU, EP, EV)	542
CIVIC VIII Hatchback (FN, FK)	543
CIVIC VIII Stufenheck (FD, FA)	543
CIVIC VII Stufenheck (ES, ET)	543
CIVIC VI Stufenheck (EJ, EK)	542
CONCERTO (HW, MA)	543
CONCERTO Stufenheck (HWW)	544
CR-V I (RD)	544
CR-V II (RD_)	544
CR-V III (RE_)	544
CRX III (EH, EG)	545
INSIGHT (ZE_)	545
JAZZ II (GD_, GE3, GE2)	545
JAZZ III (GE_, GG_, GP_)	545
JAZZ Stufenheck (GD_)	546
LOGO (GA)	546

**HYUNDAI 546**

ACCENT II (LC)	546
ACCENT II Stufenheck (LC)	547
ATOS (MX)	547
COUPE (RD)	547
GALLOPER II (JK-01)	547
GETZ (TB)	548
HIGHWAY VAN	549
i10 (BA, IA)	549
i10 (PA)	549
i30 (FD)	549
i30 Kombi (FD)	550
i30 Kombi (GD)	550
LANTRA I (J-1)	550
LANTRA II (J-2)	550
LANTRA II Kombi (J-2)	550
MATRIX (FC)	550
PONY (X-2)	551
S COUPE (SLC)	551
TRAJET (FO)	551
TUCSON (JM)	551

**ISUZU 551**

D-MAX I (TFR, TFS)	551
--------------------	-----

**JAGUAR 551**

F-TYPE Cabriolet (X152)	551
F-TYPE Coupe (X152)	552
S-TYPE (X200)	552
XE (X760)	552
XF (X250)	552
XF (X260)	553
XF SPORTBRAKE (X250)	553
XJ (X300, X330)	553
XJ (X308)	554
XJ (X350)	554
XJ (X351)	554
XK 8 Convertible (X100)	555
XK 8 Coupe (X100)	555
XK Cabriolet (X150)	555
XK Coupe (X150)	555
X-TYPE (X400)	555
X-TYPE Kombi (X400)	556

**JEOP 556**

RENEGADE Geländewagen geschlossen (BU, B1)	556
--	-----

**KIA 556**

CARENS I (FC)	556
CARENS II Großraumlimousine (FJ)	556
CARENS III Großraumlimousine (UN)	557
CEE'D Schrägheck (ED)	557
CEE'D SW (ED)	557
CERATO Schrägheck (LD)	557
CERATO Stufenheck	558
CERATO Stufenheck (LD)	558
PICANTO (SA)	558
PRO CEE'D (ED)	558
SEPHIA (FA)	559
SEPHIA Stufenheck (FA)	559
SHUMA (FB)	559
SHUMA II (FB)	559
SHUMA II Stufenheck (FB)	559
SHUMA Stufenheck (FB)	559
SPORTAGE (JE_, KM_)	559

**LADA 559**

SAMARA (2108, 2109, 2115, 2113, 2114)	559
SAMARA FORMA Stufenheck (21099, 2115)	560

**LANCIA 560**

DEDRA (835_)	560
DEDRA SW (835_)	560
DELTA II (836_)	561
DELTA III (844_)	561
LYBRA (839_)	561
LYBRA SW (839_)	562
MUSA (350_)	562
PHEDRA (179_)	562
Y (840_)	563
YPSILON (312_)	564
YPSILON (843_)	564
ZETA (22_)	565

**LAND ROVER 565**

DISCOVERY I (LJ)	565
DISCOVERY II (L318)	566
DISCOVERY III (L319)	566
DISCOVERY IV (L319)	566
DISCOVERY SPORT (L550)	566
FREELANDER (L314)	566
FREELANDER 2 (L359)	566
FREELANDER Soft Top (L314)	567
RANGE ROVER EVOQUE (L538)	568
RANGE ROVER EVOQUE Cabriolet (L538)	568
RANGE ROVER III (L322)	567

**LEXUS 568**

ES (_V4_)	568
ES (_V6_)	568

**MAZDA 568**

121 III (JASM, JBSM)	576
2 (DE_, DH_3)	568
2 (DY)	569
3 (BK)	569
3 (BL)	570
323 C V (BA)	577
323 F VI (BJ)	577
323 III Station Wagon (BW)	577
323 P V (BA)	577
323 S V (BA)	577
323 S VI (BJ)	577
3 Stufenheck (BK)	571
3 Stufenheck (BL)	572
5 (CR19)	573
5 (CW)	573

**MAZDA 568**

626 IV (GE)	578
626 IV Hatchback (GE)	578
626 V (GF)	578
626 V Hatchback (GF)	578
626 V Station Wagon (GW)	579
6 Hatchback (GG)	574
6 Sport (GH)	574
6 Sport Kombi (GH)	575
6 Station Wagon (GY)	575
6 Stufenheck (GG)	575
6 Stufenheck (GH)	576
DEMIO (DW)	579
MX-5 II (NB)	579
MX-6 (GE)	579
PREMACY (CP)	579
XEDOS 6 (CA)	580

**MERCEDES-BENZ 580**

100 Bus (631)	580
100 Kasten (631)	580
A-KLASSE (W168)	581
A-KLASSE (W169)	582
B-KLASSE (W245)	583
C-KLASSE (W202)	584
C-KLASSE (W203)	587
C-KLASSE (W204)	590
C-KLASSE (W205)	596
C-KLASSE Cabriolet (A205)	597
C-KLASSE Coupe (C204)	598
C-KLASSE Coupe (C205)	600
C-KLASSE Sportcoupe (CL203)	600
C-KLASSE T-Model (S202)	602
C-KLASSE T-Model (S203)	604
C-KLASSE T-Model (S204)	607
C-KLASSE T-Model (S205)	612
CLC-KLASSE (CL203)	613
CLK (C208)	614
CLK (C209)	616
CLK Cabriolet (A208)	617
CLK Cabriolet (A209)	619
CLS (C218)	620
CLS (C219)	622
CLS Shooting Brake (X218)	623
E-KLASSE (W124)	625
E-KLASSE (W210)	627
E-KLASSE (W211)	633
E-KLASSE (W212)	640
E-KLASSE Cabriolet (A124)	645
E-KLASSE Cabriolet (A207)	646
E-KLASSE Coupe (C124)	648
E-KLASSE Coupe (C207)	649
E-KLASSE T-Model (S124)	652
E-KLASSE T-Model (S210)	653
E-KLASSE T-Model (S211)	659
E-KLASSE T-Model (S212)	664
G-KLASSE (W461)	669
G-KLASSE (W463)	669
G-KLASSE Cabriolet (W463)	670
GLE (W166)	671
GLE Coupe (C292)	671
GLK-KLASSE (X204)	671
GL-KLASSE (X164)	672
GL-KLASSE (X166)	673
GLS (X166)	673
M-KLASSE (W163)	673
M-KLASSE (W164)	674
M-KLASSE (W166)	676
R-KLASSE (W251, V251)	676
S-KLASSE (W140)	678
S-KLASSE (W220)	679
S-KLASSE (W221)	682
S-KLASSE (W222, V222, X222)	686
S-KLASSE Cabriolet (A217)	687
S-KLASSE Coupe (C140)	687
S-KLASSE Coupe (C215)	688
S-KLASSE Coupe (C216)	688
S-KLASSE Coupe (C217)	689
SL (R129)	689
SL (R230)	691



**MERCEDES-BENZ 580**

SLC (R172)	693
SLK (R170)	693
SLK (R171)	694
SLK (R172)	695
SPRINTER 2-t Bus (901, 902)	696
SPRINTER 2-t Kasten (901, 902)	697
SPRINTER 2-t Pritsche/Fahrgestell (901, 902)	698
SPRINTER 3,5-t Bus (906)	700
SPRINTER 3,5-t Kasten (906)	701
SPRINTER 3,5-t Pritsche/Fahrgestell (906)	702
SPRINTER 3-t Bus (903)	704
SPRINTER 3-t Bus (906)	706
SPRINTER 3-t Kasten (903)	706
SPRINTER 3-t Kasten (906)	708
SPRINTER 3-t Pritsche/Fahrgestell (903)	708
SPRINTER 3-t Pritsche/Fahrgestell (906)	710
SPRINTER 4,6-t Kasten (906)	711
SPRINTER 4,6-t Pritsche/Fahrgestell (906)	711
SPRINTER 4-t Bus (904)	711
SPRINTER 4-t Kasten (904)	712
SPRINTER 4-t Pritsche/Fahrgestell (904)	714
SPRINTER 5-t Bus	716
SPRINTER 5-t Kasten (906)	716
SPRINTER 5-t Pritsche/Fahrgestell (906)	717
SPRINTER 5-t Pritsche/Fahrgestell (906)	717
SPRINTER CLASSIC 3,5-t Kasten (909)	718
SPRINTER CLASSIC 4,6-t Bus (909)	718
SPRINTER Kipper (905)	718
T1/TN Kasten/Kombi	719
T1/TN Pritsche/Fahrgestell	719
T1 Bus (601)	719
T1 Bus (602)	720
T1 Kasten (601, 611)	720
T1 Kasten (602)	720
T1 Pritsche/Fahrgestell (601)	721
T1 Pritsche/Fahrgestell (602)	721
VANEO (414)	721
VARIO Bus	722
VARIO Kasten/Kombi	722
VARIO Kipper	722
VARIO Pritsche/Fahrgestell	723
VARIO Triebkopf	723
VIANO (W639)	724
VITO / MIXTO Kasten (W639)	724
VITO Bus (638)	725
VITO Bus (W639)	726
VITO Kasten (638)	726
V-KLASSE (638/2)	727

**MG 728**

MG ZT	728
MG ZT- T	729

**MINI 730**

MINI (R50, R53)	730
MINI (R56)	732
MINI Cabriolet (R52)	733
MINI Cabriolet (R57)	733
MINI CLUBMAN (R55)	734
MINI CLUBVAN (R55)	735
MINI COUNTRYMAN (R60)	735
MINI Coupe (R58)	735
MINI PACEMAN (R61)	736
MINI Roadster (R59)	736

**MITSUBISHI 736**

ASX (GA_W_)	736
ASX Van (GA_W_)	736
CARISMA (DA_)	736
CARISMA Stufenheck (DA_)	737
COLT CZC Cabriolet (RG)	738
COLT V (CJ_, CP_)	738
COLT VI (Z3_A, Z2_A)	738
GALANT V (E5_A, E7_A, E8_A)	739
GALANT VI (EA_)	739
GALANT VI Kombi (EA_)	739

**MITSUBISHI 736**

GALANT V Stufenheck (E5_A, E7_A, E8_A)	739
GALLOPER (JK-01)	739
L 200 / TRITON (KA_T, KB_T)	740
L 200 / TRITON Pritsche/Fahrgestell (KA_T, KB_T)	740
L 200 (K3_T, K2_T, K1_T, K0_T)	740
L 200 (K7_T, K6_T)	740
L 300 III Bus (P0_W, P1_W, P2_W)	740
L 300 III Kasten (P0_V, P1_V, P2_V)	741
L 300 III Pritsche/Fahrgestell (P1_T)	741
L 400 Bus (PD_W, PC_W, PA_V, PB_V, PA_W)	741
L 400 Kasten (PD_W, PC_W, PB_V, PA_W, PA_V)	741
LANCER VI (CJ-CP_)	741
LANCER VII (CS_A, CT_A)	741
LANCER VIII (CY_A, CZ_A)	742
LANCER VIII Sportback (CX_A)	742
LANCER VII Kombi (CS_W, CT_W)	742
MIRAGE Schrägheck (CJ_A)	742
MIRAGE Stufenheck (CK_A)	742
OUTLANDER I (CU_W)	742
OUTLANDER II (CW_W)	743
OUTLANDER III (GG_W, GF_W, ZJ)	743
PAJERO CLASSIC (V2_W)	745
PAJERO II (V3_W, V2_W, V4_W)	743
PAJERO II (V3_W)	744
PAJERO II Canvas Top (V2_W, V4_W)	744
PAJERO III (V7_W, V6_W)	744
PAJERO III Canvas Top (V6_W, V7_W)	744
PAJERO IV (V8_W, V9_W)	744
PAJERO IV Van (V90, V80, V8_V)	745
PAJERO PININ (H6_W, H7_W)	745
PAJERO SPORT I (K7_, K9_)	745
PAJERO SPORT II (KH_, KG_)	746
PAJERO SPORT VAN I (K90)	746
SANTAMO	746
SPACE RUNNER (N1_W, N2_W)	746
SPACE RUNNER (N6_W)	747
SPACE STAR Großraumlimousine (DG_A)	747
SPACE WAGON (N3_W, N4_W)	747
SPACE WAGON (N9_W, N8_W)	747

**NISSAN 747**

ALMERA I (N15)	748
ALMERA I Hatchback (N15)	748
ALMERA II (N16)	748
ALMERA II Hatchback (N16)	749
ALMERA TINO (V10)	751
CABSTAR E (TL_, VL_)	751
CUBE (Z12)	751
INTERSTAR Bus (X70)	751
INTERSTAR Kasten (X70)	752
INTERSTAR Pritsche/Fahrgestell	753
JUKE (F15)	753
KUBISTAR Kasten (X76)	754
MICRA C+C III (K12)	755
MICRA II (K11)	754
MICRA III (K12)	755
MICRA IV (K13)	755
NOTE (E11, NE11)	755
NV300 Kasten (X82)	755
NV300 Kombi (X82)	756
NV300 Pritsche/Fahrgestell (X82)	756
PRIMASTAR Bus (X83)	756
PRIMASTAR Kasten (X83)	756
PRIMASTAR Pritsche/Fahrgestell (X83)	757
PRIMERA (P10)	757
PRIMERA (P11)	758
PRIMERA (P12)	758
PRIMERA Hatchback (P10)	759
PRIMERA Hatchback (P11)	760
PRIMERA Hatchback (P12)	760
PRIMERA Traveller (WP11)	761
PRIMERA Traveller (WP12)	762
PULSAR Schrägheck (C13)	763
QASHQAI / QASHQAI +2 I (J10, JJ10)	763
QASHQAI II Geländewagen geschlossen (J11, J11_)	764
SENTRA VII (B17)	764

**NISSAN 747**

SUNNY III (N14)	764
SUNNY III Hatchback (N14)	765
SUNNY III Liftback (N14)	765
TERRANO II (R20)	765
TERRANO II Van (R20)	765
TIIDA Schrägheck (C11)	765
TIIDA Stufenheck (SC11)	765
X-TRAIL (T30)	765
X-TRAIL (T31)	766

**OPEL 766**

ADAM (M13)	766
AGILA (A) (H00)	767
AGILA (B) (H08)	767
AMPERA (R12)	767
ASTRA CLASSIC Schrägheck (A04)	767
ASTRA F (T92)	768
ASTRA F Cabriolet (T92)	770
ASTRA F Caravan (T92)	772
ASTRA F CC (T92)	774
ASTRA F CLASSIC Caravan (T92)	778
ASTRA F CLASSIC CC (T92)	779
ASTRA F CLASSIC Stufenheck (T92)	779
ASTRA F Van (T92)	780
ASTRA G Cabriolet (T98)	781
ASTRA G Caravan (T98)	782
ASTRA G CC (T98)	786
ASTRA G Coupe (T98)	791
ASTRA G Kasten (F70)	792
ASTRA G Stufenheck (T98)	793
ASTRA H (A04)	796
ASTRA H Caravan (A04)	799
ASTRA H GTC (A04)	801
ASTRA H Kasten (L70)	804
ASTRA H Stufenheck (A04)	805
ASTRA H TwinTop (A04)	807
ASTRA J (P10)	808
ASTRA J Caravan (P10)	809
ASTRA J GTC	811
ASTRA J Stufenheck	812
CALIBRA A (C89)	813
CASCADA (W13)	814
COMBO (71_)	814
COMBO Combi / Tour (X12)	815
COMBO Kasten/Kombi	815
COMBO Kasten/Kombi (X12)	816
COMBO Pritsche/Fahrgestell (X12)	817
COMBO Tour	817
CORSA B (S93)	818
CORSA B Caravan (S93)	821
CORSA B Kasten (S93)	821
CORSA C (X01)	821
CORSA C Kasten (X01)	822
CORSA D (S07)	823
CORSA D Van (S07)	824
CORSA E (X15)	825
CORSA E Van (X15)	826
FRONTERA A (U92)	827
FRONTERA A Sport (U92)	827
FRONTERA B (U99)	827
GRANDLAND X (A18)	827
GT Cabriolet (M07)	828
INSIGNIA A (G09)	828
INSIGNIA A Country Tourer (G09)	828
INSIGNIA A Stufenheck (G09)	828
INSIGNIA Caravan	829
MERIVA A Großraumlimousine (X03)	829
MERIVA B Großraumlimousine (S10)	831
MOKKA / MOKKA X (J13)	832
MONTEREY A (M92)	833
MONTEREY B (M98)	833
MOVANO B Bus (X62)	833
MOVANO B Kasten (X62)	833
MOVANO B Pritsche/Fahrgestell (X62)	833
MOVANO Combi (X70)	834
MOVANO Kasten (X70)	835
MOVANO Kipper (X70)	835
MOVANO Pritsche/Fahrgestell (X70)	836
OMEGA B (V94)	837



**OPEL 766**

OMEGA B Caravan (V94)	839
SIGNUM CC (Z03)	841
TIGRA (S93)	844
TIGRA TwinTop (X04)	845
VECTRA A (J89)	845
VECTRA A CC (J89)	848
VECTRA B (J96)	850
VECTRA B Caravan (J96)	852
VECTRA B CC (J96)	854
VECTRA C (Z02)	856
VECTRA C Caravan (Z02)	860
VECTRA C CC (Z02)	866
VIVARO A Combi (X83)	870
VIVARO A Kasten (X83)	870
VIVARO A Pritsche/Fahrgestell (X83)	870
VIVARO B Combi (X82)	870
VIVARO B Kasten (X82)	871
VIVARO B Pritsche/Fahrgestell (X82)	871
ZAFIRA A Großraumlimousine (T98)	871
ZAFIRA B (A05)	872
ZAFIRA B Van (A05)	874
ZAFIRA TOURER C (P12)	875

**PEUGEOT 875**

1007 (KM_)	931
106 I (1A, 1C)	875
106 II (1)	877
106 Van (1_)	878
107	879
108	879
2008 (CU_)	932
205 II (20A/C)	879
205 Kasten	881
206+ (2L_, 2M_)	885
206 CC (2D)	881
206 Schrägheck (2A/C)	881
206 Stufenheck	883
206 SW (2E/K)	884
206 Van	884
207 (WA_, WC_)	885
207 CC (WD_)	886
207 Stufenheck	886
207 SW (WK_)	886
207 Van	887
208 (CA_, CC_)	888
208 Kasten (CR_)	890
3008 Großraumlimousine (0U_)	932
3008 SUV (M_)	933
301	890
306 (7B, N3, N5)	890
306 Break (7E, N3, N5)	893
306 Cabriolet (7D, N3, N5)	895
306 Kasten/Kombi (N_, 7_)	896
306 Kasten/Schrägheck	897
306 Schrägheck (7A, 7C, N3, N5)	898
307 (3A/C)	902
307 Break (3E)	904
307 CC (3B)	905
307 SW (3H)	906
308 (4A_, 4C_)	906
308 CC (4B_)	909
308 II	908
308 SW (4E_, 4H_)	909
308 SW II	911
4007 (GP_)	933
405 II (4B)	913
405 II Break (4E)	913
406 (8B)	914
406 Break (8E/F)	916
406 Coupe (8C)	918
407 (6D_)	918
407 Coupe (6C_)	920
407 SW (6E_)	922
5008 (0U_, 0E_)	933
505 (551A)	924
508 I (8D_)	924
508 SW I (8E_)	926
605 (6B)	928
607 (9D, 9U)	928

**PEUGEOT 875**

806 (221)	929
807 (E)	931
BIPPER (AA_)	935
BIPPER Tepee	935
BOXER Bus	935
BOXER Bus (230P)	935
BOXER Bus (244, Z_)	940
BOXER Kasten	941
BOXER Kasten (230L)	942
BOXER Kasten (244)	947
BOXER Pritsche/Fahrgestell	947
BOXER Pritsche/Fahrgestell (244)	948
BOXER Pritsche/Fahrgestell (ZCT_)	949
EXPERT (224_)	953
EXPERT Kasten (222)	954
EXPERT Kasten (VF3A_, VF3U_, VF3X_)	954
EXPERT Pritsche/Fahrgestell	955
EXPERT Pritsche/Fahrgestell (223)	955
EXPERT Tepee (VF3X_)	956
PARTNER Combispace (5F)	956
PARTNER Kasten	958
PARTNER Kasten (5)	959
PARTNER Pritsche/Fahrgestell	961
PARTNER Tepee	961
RCZ	963
RIFTER	964

**PORSCHE 964**

911 (993)	964
911 (996)	964
911 (997)	964
911 Cabriolet (993)	965
911 Cabriolet (996)	965
911 Cabriolet (997)	965
911 Targa (993)	965
911 Targa (996)	965
911 Targa (997)	965
928	965
968	966
968 Cabriolet	966
BOXSTER (986)	966
BOXSTER (987)	966
BOXSTER Spyder (987)	966
CAYENNE (92A)	966
CAYENNE (9PA)	966
CAYMAN (987)	967
MACAN (95B)	967
PANAMERA (970)	967

**PROTON 967**

WIRA	967
WIRA Hatchback	967

**RENAULT 967**

19 II (B/C53_)	967
19 II Cabriolet (D53_, 853_)	969
19 II Chamade (L53_)	970
19 II Kasten (S53_)	972
21 Kasten (S48_)	972
21 Kombi (K48_)	972
AVANTIME (DE0_)	973
CAPTUR (J5_, H5_)	973
CLIO Grandtour (KR0/1_)	982
CLIO I (B/C57_, 5/357_)	973
CLIO II (BB_, CB_)	976
CLIO III (BR0/1, CR0/1)	979
CLIO III Kasten (SB_, SR_)	981
CLIO II Kasten (SB0/1/2_)	978
CLIO I Kasten (S57_)	975
CLIO IV (BH_)	982
CLIO IV Grandtour (KH_)	982
CLIO IV Kasten	982
DOKKER	983
DUSTER (HS_)	983
ESPACE II (J/S63_)	984
ESPACE III (JE0_)	984
ESPACE IV (JK0/1_)	985

**RENAULT 967**

ESPACE V (JR_)	986
EXPRESS Kasten/Kombi	986
EXPRESS Pick-up	987
FLUENCE (L3_)	987
GRAND SCÉNIC II (JM0/1_)	988
GRAND SCÉNIC III (JZ0/1_)	989
KANGOO / GRAND KANGOO (KW0/1_)	991
KANGOO (KC0/1_)	991
KANGOO BE BOP (KW0/1_)	992
KANGOO Express (FW0/1_)	992
KANGOO Rapid (FC0/1_)	993
KOLEOS I (HY_)	994
LAGUNA Coupe (DT0/1)	1006
LAGUNA I (B56_, 556_)	994
LAGUNA I Grandtour (K56_)	995
LAGUNA II (BG0/1_)	996
LAGUNA II Grandtour (KG0/1_)	1000
LAGUNA III (BT0/1)	1004
LAGUNA III Grandtour (KT0/1)	1005
LATITUDE (L70_)	1008
LOGAN EXPRESS (US_)	1010
LOGAN I (LS_)	1009
LOGAN II (L8_)	1009
LOGAN II Kombi (K8_)	1009
LOGAN I Kombi (KS_)	1009
MASTER I Bus (T_)	1010
MASTER II Bus (JD)	1010
MASTER III Bus (JV)	1013
MASTER III Kasten (FV)	1013
MASTER III Pritsche/Fahrgestell (EV, HV, UV)	1013
MASTER II Kasten (FD)	1011
MASTER II Pritsche/Fahrgestell (ED/HD/UD)	1012
MASTER I Kasten (T_)	1010
MASTER I Pritsche/Fahrgestell (P_)	1010
MEGANE CC (EZ0/1_)	1035
MEGANE I (BA0/1_)	1014
MEGANE I Cabriolet (EA0/1_)	1016
MEGANE I Classic (LA0/1_)	1016
MEGANE I Coach (DA0/1_)	1018
MEGANE I Grandtour (KA0/1_)	1019
MEGANE II (BM0/1_, CM0/1_)	1020
MEGANE II Coupé-Cabriolet (EM0/1_)	1023
MEGANE II Grandtour (KM0/1_)	1024
MEGANE III Coupe (DZ0/1_)	1030
MEGANE III Grandtour (KZ0/1)	1031
MEGANE III Schrägheck (BZ0/1_)	1033
MEGANE II Stufenheck (LM0/1_)	1027
MEGANE IV Grandtour (K9A/M/N_)	1034
MEGANE IV Schrägheck (B9A/M/N_)	1034
MEGANE IV Stufenheck	1035
MEGANE Scenic (JA0/1_)	1036
MODUS / GRAND MODUS (F/JP0_)	1037
RAPID	1038
RAPID Kasten (F40_, G40_)	1038
SAFRANE I (B54_)	1040
SAFRANE II (B54_)	1041
SANDERO/STEPWAY I (BS_)	1041
SANDERO/STEPWAY II (B8_)	1042
SCÉNIC I Großraumlimousine (JA0/1_, FA0_)	1042
SCÉNIC II (JM0/1_)	1043
SCÉNIC III (JZ0/1_)	1045
SPORT SPIDER (EF0_)	1047
SUPER 5 (B/C40_)	1047
SUPER 5 Kasten (S40_)	1049
THALIA I (LB_)	1050
THALIA II (LU1/2_)	1051
THALIA III (L8_)	1051
TRAFIC Bus (TXW)	1054
TRAFIC II Bus (JL)	1051
TRAFIC III Bus (JG_)	1053
TRAFIC III Kasten (FG_)	1053
TRAFIC III Pritsche/Fahrgestell (EG_)	1054
TRAFIC II Kasten (FL)	1052
TRAFIC II Pritsche/Fahrgestell (EL)	1052
TRAFIC Kasten (TXX)	1054
TRAFIC Pritsche/Fahrgestell (PXX)	1054
TWINGO I (C06_)	1055
TWINGO II (CN0_)	1056



**RENAULT****967**

TWINGO III (BCM_)	1057
TWINGO I Kasten (S06_)	1056
VEL SATIS (BJ0_)	1057
WIND (E4M_)	1058
ZOE (BFM_)	1058

**ROVER****1058**

200 Cabriolet (XW)	1059
200 Coupe (XW)	1059
200 Schrägheck (RF)	1060
200 Schrägheck (XW)	1060
400 (RT)	1060
400 (XW)	1060
400 Schrägheck (RT)	1061
400 Tourer (XW)	1061
45 Schrägheck (RT)	1058
45 Stufenheck (RT)	1059
600 (RH)	1061
75 (RJ)	1059
75 Tourer (RJ)	1059
COUPE	1061
STREETWISE Schrägheck	1061

**SAAB****1061**

9000	1101
9000 Schrägheck	1102
900 II	1098
900 II Cabriolet	1099
900 II Coupe	1100
9-3 (YS3D)	1061
9-3 (YS3F)	1063
9-3 Cabriolet (YS3D)	1073
9-3 Cabriolet (YS3F)	1074
9-3 Kombi (YS3F)	1080
9-3X	1084
9-5 (YS3E)	1085
9-5 (YS3G)	1092
9-5 Kombi (YS3E)	1092

**SEAT****1104**

ALHAMBRA (710, 711)	1106
ALHAMBRA (7V8, 7V9)	1104
ALTEA (5P1)	1107
ALTEA XL (5P5, 5P8)	1108
AROSA (6H)	1111
CORDOBA (6K1, 6K2)	1111
CORDOBA (6L2)	1116
CORDOBA Vario (6K5)	1117
EXEO (3R2)	1120
EXEO ST (3R5)	1121
IBIZA II (6K1)	1122
IBIZA III (6L1)	1126
IBIZA IV (6J5, 6P1)	1128
IBIZA IV SPORTCOUPE (6J1, 6P5)	1131
IBIZA IV ST (6J8, 6P8)	1134
INCA (6K9)	1136
LEON (1M1)	1137
LEON (1P1)	1140
LEON (5F1)	1145
LEON Kasten/Schrägheck (5F1)	1145
LEON SC (5F5)	1146
LEON ST (5F8)	1146
LEON ST Kasten/Kombi (5F8)	1146
Mii (KF1)	1147
TOLEDO I (1L)	1147
TOLEDO II (1M2)	1150
TOLEDO III (5P2)	1153
TOLEDO IV (KG3)	1154

**SKODA****1155**

CITIGO	1155
FABIA I (6Y2)	1155
FABIA I Kombi (6Y5)	1157
FABIA II (542)	1161
FABIA II Kombi (545)	1163

**SKODA****1155**

FABIA III (NJ3)	1165
FABIA III Kombi (NJ5)	1166
FABIA I Praktik (6Y5)	1158
FABIA I Stufenheck (6Y3)	1159
FELICIA Cube Van (6U5)	1168
FELICIA I (6U1)	1167
FELICIA II (6U1)	1168
FELICIA II Kombi (6U5)	1168
FELICIA I Kombi (6U5)	1167
FELICIA I Pick-up (6UF, 6U7)	1168
KODIAQ (NS7)	1169
OCTAVIA I (1U2)	1169
OCTAVIA I Kombi (1U5)	1173
OCTAVIA II (1Z3)	1177
OCTAVIA II Kombi (1Z5)	1179
OCTAVIA III (5E3, NL3, NR3)	1183
OCTAVIA III Kombi (5E5)	1183
RAPID (NH3)	1184
RAPID Spaceback (NH1)	1185
ROOMSTER (5J)	1187
ROOMSTER Praktik (5J)	1188
SUPERB I (3U4)	1189
SUPERB II (3T4)	1190
SUPERB III (3V3)	1196
SUPERB III Kombi (3V5)	1196
SUPERB II Kombi (3T5)	1193
YETI (5L)	1196

**SMART****1198**

CABRIO (450)	1198
CITY-COUPE (450)	1198
CROSSBLADE (450)	1198
FORFOUR (454)	1198
FORTWO Cabrio (450)	1199
FORTWO Cabrio (451)	1199
FORTWO Coupe (450)	1199
FORTWO Coupe (451)	1200
ROADSTER (452)	1200
ROADSTER Coupe (452)	1200

**SUBARU****1200**

JUSTY III (G3X)	1200
JUSTY IV	1200
TREZIA	1200

**SUZUKI****1200**

ALTO (FF)	1201
ALTO (GF)	1201
GRAND VITARA I (FT, HT)	1201
GRAND VITARA I Cabriolet (GT)	1201
GRAND VITARA II (JT, TE, TD)	1201
IGNIS II (MH)	1201
JIMNY Geländewagen geschlossen (SN)	1202
JIMNY Geländewagen offen (SN)	1202
SPLASH (EX)	1202
SWIFT III (MZ, EZ)	1202
SWIFT IV (FZ, NZ)	1203
SX4 (EY, GY)	1203
SX4 Stufenheck (GY)	1204
WAGON R+ Schrägheck (MM)	1204
WAGON R Schrägheck	1204

**TOYOTA****1204**

AURIS (_E15_)	1204
AVENSIS (_T22_)	1205
AVENSIS (_T25_)	1205
AVENSIS Kombi (_T25_)	1206
AVENSIS Kombi (_T22_)	1206
AVENSIS Kombi (_T27_)	1207
AVENSIS Liftback (_T22_)	1207
AVENSIS Stufenheck (_T25_)	1208
AVENSIS Stufenheck (_T27_)	1208
AVENSIS VERSO (_M2_)	1208
AYGO (_B1_)	1209
AYGO (_B4_)	1209

**TOYOTA****1204**

CAMRY Stufenheck (_V4_)	1209
CARINA E (_T19_)	1209
CARINA E Station Wagon (_T19_)	1210
CARINA E Stufenheck (_T19_)	1210
CELICA Coupe (_T20_)	1210
CELICA Coupe (_T23_)	1210
COROLLA (_E10_)	1210
COROLLA (_E11_)	1211
COROLLA (_E12_)	1211
COROLLA Combi (_E12_)	1213
COROLLA Compact (_E10_)	1214
COROLLA Compact (_E11_)	1214
COROLLA Kombi (_E10_)	1215
COROLLA Kombi (_E11_)	1215
COROLLA LEVIN Coupe (_E10_)	1216
COROLLA Liftback (_E10_)	1216
COROLLA Liftback (_E11_)	1216
COROLLA Stufenheck (_E12_)	1217
COROLLA Stufenheck (_E15_)	1218
COROLLA Verso (_E12_)	1219
COROLLA Verso (ZER_, ZZE12_, R1_)	1219
HIACE / COMMUTER V (TRH2_, KDH2_)	1219
HIACE IV Bus (_H1_, _H2_)	1219
HIACE IV Kasten (LXH1_, RZH1_, LH1_)	1219
HIACE V Kasten (TRH2_, KDH2_)	1219
HILUX Pritsche/Fahrgestell (_N1_, _N2_)	1220
HILUX VII Pick-up (_N1_, _N2_, _N3_)	1219
MATRIX (_E13_)	1220
PICNIC (_XM1_)	1220
PREVIA (_R3_)	1220
PRIUS (_W3_)	1220
PRIUS Liftback (_W2_)	1220
RAV 4 II (_A2_)	1220
RAV 4 III (_A3_)	1220
RAV 4 IV (_A4_)	1221
STARLET (_P9_)	1221
URBAN CRUISER (_P1_)	1221
VERSO (_R2_)	1221
VERSO S (_P12_)	1221
YARIS / VIOS Stufenheck (_P9_)	1221
YARIS (_P1_)	1221
YARIS (_P13_)	1225
YARIS (_P9_)	1223
YARIS VERSO (_P2_)	1225

**VAUXHALL****1226**

ADAM (M13)	1226
AGILA Mk I (A) (H00)	1226
AGILA Mk II (B) (H08)	1227
AMPERA (R12)	1227
ASTRA Mk III (F) Cabriolet (T92)	1227
ASTRA Mk III (F) CC (T92)	1229
ASTRA Mk III (F) Kombi (T92)	1232
ASTRA Mk III (F) Stufenheck (T92)	1234
ASTRA Mk IV (G) Cabriolet (T98)	1236
ASTRA Mk IV (G) CC (T98)	1237
ASTRA Mk IV (G) Coupe (T98)	1240
ASTRA Mk IV (G) Kombi (T98)	1242
ASTRA Mk IV (G) Stufenheck (T98)	1245
ASTRA Mk V (H) CC (A04)	1248
ASTRA Mk V (H) Convertible (A04)	1254
ASTRA Mk V (H) Kombi (A04)	1255
ASTRA Mk VI (J) (P10)	1257
ASTRA Mk VI (J) CC (P10)	1259
ASTRA Mk VI (J) Kombi (P10)	1259
ASTRA Mk VI (J) Stufenheck (P10)	1261
ASTRAVAN Mk III (F) (T92)	1261
ASTRAVAN Mk IV (G) (T98)	1262
ASTRAVAN Mk V (H) (A04)	1264
CALIBRA (C89)	1265
CASCADA Cabriolet (W13)	1266
CAVALIER Mk III CC (J89)	1266
CAVALIER Mk III Stufenheck (J89)	1268
COMBO Mk I (B) (S93)	1271
COMBO Mk II (C) Kasten/Kombi (F25)	1271
COMBO Mk III (D) Kasten/Kombi (X12)	1273
COMBO TOUR Mk II (C) (F25)	1273
CORSA Mk I (B) (S93)	1275
CORSA Mk II (C) (X01)	1277

**VAUXHALL****1226**

CORSA Mk III (D) (S07)	1279
CORSA Mk IV (E) (X15)	1280
CORSAVAN Mk I (B) (S93)	1281
CORSAVAN Mk II (C) (X01)	1282
CORSAVAN Mk III (D) (S07)	1282
CORSAVAN Mk IV (E) (X15)	1283
FRONTERA Mk I (A) (U92)	1283
FRONTERA Mk I (A) Schrägheck (U92)	1283
FRONTERA Mk II (B) (U99)	1283
GRANDLAND X (A18)	1284
INSIGNIA Mk I (A) Estate	1284
INSIGNIA Mk I (A) Schrägheck (G09)	1284
INSIGNIA Mk I (A) Stufenheck (G09)	1285
MERIVA Mk I (A) (X03)	1285
MERIVA Mk II (B) (S10)	1287
MOKKA / MOKKA X (J13)	1289
MONTEREY (M92)	1289
MONTEREY Mk II (M98)	1289
MOVANO Mk I (A) Chassis/Cab (X70)	1289
MOVANO Mk I (A) Combi (X70)	1290
MOVANO Mk I (A) Van (X70)	1292
MOVANO Mk II (B) Chassis/Cab (X62)	1292
MOVANO Mk II (B) Combi (X62)	1293
MOVANO Mk II (B) VAN (X62)	1293
OMEGA (B) Kombi (V94)	1293
OMEGA (B) Stufenheck (V94)	1295
SIGNUM (Z03)	1296
TIGRA Convertible (X04)	1299
TIGRA Mk I (S93)	1299
VECTRA (B) CC (J96)	1300
VECTRA (B) Kombi (J96)	1303
VECTRA (B) Stufenheck (J96)	1305
VECTRA Mk II (C) (Z02)	1307
VECTRA Mk II (C) CC (Z02)	1311
VECTRA Mk II (C) Kombi (Z02)	1314
VIVARO Combi (X82)	1318
VIVARO Combi (X83)	1319
VIVARO Kasten (X82)	1319
VIVARO Kasten (X83)	1319
VIVARO Pritsche/Fahrgestell (X82)	1320
VIVARO Pritsche/Fahrgestell (X83)	1320
ZAFIRA Mk I (A) (T98)	1320
ZAFIRA Mk II (B) (A05)	1322
ZAFIRA Mk III (P12)	1325

**VOLVO****1326**

440 K (445)	1326
460 L (464)	1327
480 E (482)	1328
850 (854)	1328
850 Kombi (855)	1329
940 II (944)	1331
940 II Kombi (945)	1331
940 Kombi (945)	1332
960 II (964)	1332
960 II Kombi (965)	1333
C30 (533)	1333
C70 I Cabriolet (873)	1335
C70 I Coupe (872)	1335
C70 II Cabriolet (542)	1336
S40 I (644)	1337
S40 II (544)	1338
S60 I (384)	1340
S60 II (134)	1344
S70 (874)	1350
S80 I (184)	1353
S80 II (124)	1355
S90 (964)	1359
V40 Kombi (645)	1359
V40 Schrägheck (525, 526)	1360
V50 (545)	1362
V60 (155, 157)	1364
V70 I (875, 876)	1373
V70 II (285)	1377
V70 III (135)	1382
V90 Kombi (965)	1396
XC40 (536)	1396
XC60 (156)	1396
XC60 II (246)	1398

**VOLVO****1326**

XC70 CROSS COUNTRY (295)	1404
XC70 II (136)	1398
XC90 I (275)	1404
XC90 II (256)	1405

**VW****1406**

AMAROK (2HA, 2HB, S1B, S6B, S7A, S7B)	1406
AMAROK Pritsche/Fahrgestell (S1B)	1406
ARTEON (3H7)	1406
BEETLE (5C1, 5C2)	1406
BEETLE Cabriolet (5C7, 5C8)	1408
BORA (1J2)	1411
BORA Variant (1J6)	1421
CADDY ALLTRACK Kasten (SAA)	1434
CADDY ALLTRACK Kombi (SAB)	1434
CADDY III Kasten (2KA, 2KH, 2CA, 2CH)	1427
CADDY III Kombi (2KB, 2KJ, 2CB, 2CJ)	1430
CADDY II Kasten (9K9A)	1426
CADDY II Kombi (9K9B)	1427
CADDY II Pick-up (9U7)	1427
CADDY IV Kasten (SAA, SAH)	1433
CADDY IV Kombi (SAB, SAJ)	1434
CC (358)	1434
CORRADO (531)	1435
CRAFTER 30-35 Bus (2E_)	1436
CRAFTER 30-50 Kasten (2E_)	1437
CRAFTER 30-50 Pritsche/Fahrgestell (2F_)	1437
EOS (1F7, 1F8)	1438
FOX (5Z1, 5Z3)	1440
GOLF III (1H1)	1441
GOLF III Cabriolet (1E7)	1445
GOLF III Van (1H1)	1446
GOLF III Variant (1H5)	1447
GOLF IV (1J1)	1449
GOLF IV Cabriolet (1E7)	1456
GOLF IV Van (1J1)	1457
GOLF IV Variant (1J5)	1458
GOLF PLUS (5M1, 521)	1474
GOLF V (1K1)	1461
GOLF VI (5K1)	1466
GOLF VI Cabriolet (517)	1470
GOLF VII (5G1, BQ1, BE1, BE2)	1473
GOLF VI Variant (AJ5)	1471
GOLF V Variant (1K5)	1465
JETTA III (1K2)	1477
JETTA IV (162, 163)	1479
LOAD UP (121, 122, BL1, BL2)	1481
LT 28-35 I Bus (281-363)	1481
LT 28-35 II Bus (2DB, 2DE, 2DK)	1482
LT 28-35 I Kasten (281-363)	1482
LT 28-35 I Pritsche/Fahrgestell (281-363)	1482
LT 28-46 II Kasten (2DA, 2DD, 2DH)	1484
LT 28-46 II Pritsche/Fahrgestell (2DC, 2DF, 2DG, 2DL, 2DM)	1485
LT 40-55 I Kasten (291-512)	1487
LT 40-55 I Pritsche/Fahrgestell (293-909)	1487
LUPO (6X1, 6E1)	1488
MULTIVAN T5 (7HM, 7HN, 7HF, 7EF, 7EM, 7EN)	1489
MULTIVAN T6 (SGF, SGM, SGN)	1492
NEW BEETLE (9C1, 1C1)	1492
NEW BEETLE Cabriolet (1Y7)	1495
PASSAT (362)	1512
PASSAT (3A2, 351)	1497
PASSAT (3B2)	1500
PASSAT (3B3)	1504
PASSAT (3C2)	1508
PASSAT (3G2)	1512
PASSAT ALLTRACK (365)	1514
PASSAT ALLTRACK (3G5)	1514
PASSAT CC (357)	1515
PASSAT Variant (365)	1533
PASSAT Variant (3A5, 351)	1516
PASSAT Variant (3B5)	1520
PASSAT Variant (3B6)	1524
PASSAT Variant (3C5)	1528
PASSAT Variant (3G5)	1533
PHAETON (3D1, 3D2, 3D3, 3D4, 3D6, 3D7, 3D8, 3D9)	1535
POLO (6N1)	1536

**VW****1406**

POLO (6N2)	1538
POLO (6R1, 6C1)	1539
POLO (9N_)	1542
POLO CLASSIC (6V2)	1546
POLO Stufenheck (602, 604, 612, 614)	1549
POLO Stufenheck (9A4, 9A2, 9N2)	1548
POLO Van (6R)	1550
POLO Van Kasten/Schrägheck (6N1)	1551
POLO Variant (6V5)	1553
SCIROCCO (137, 138)	1554
SHARAN (7M8, 7M9, 7M6)	1558
SHARAN (7N1, 7N2)	1560
TIGUAN (5N_)	1560
TIGUAN (AD1)	1562
TIGUAN ALLSPACE (BW2)	1563
TOUAREG (7LA, 7L6, 7L7)	1563
TOUAREG (7P5, 7P6)	1566
TOURAN (1T1, 1T2)	1566
TOURAN (1T3)	1568
TRANSPORTER T4 Bus (70B, 70C, 7DB, 7DK, 70J, 70K, 7DC, 7DJ)	1569
TRANSPORTER T4 Kasten (70A, 70H, 7DA, 7DH)	1575
TRANSPORTER T4 Pritsche/Fahrgestell (70E, 70L, 70M, 7DE, 7DL)	1580
TRANSPORTER T5 Bus (7HB, 7HJ, 7EB, 7EJ, 7EF, 7EG, 7HF, 7EC)	1585
TRANSPORTER T5 Kasten (7HA, 7HH, 7EA, 7EH)	1589
TRANSPORTER T5 Pritsche/Fahrgestell (7JD, 7JE, 7JL, 7JY, 7JZ)	1593
TRANSPORTER T6 Bus (SGB, SGG, SGJ)	1597
TRANSPORTER T6 Kasten (SGA, SGH)	1598
TRANSPORTER T6 Pritsche/Fahrgestell (SFD, SFE, SFL, SFZ)	1598
UP (121, 122, BL1, BL2)	1599
VENTO (1H2)	1599
XL1	1602





**DE** Fahrzeugverwendungen

**EN** Applications of vehicles

**ES** Aplicaciones
















**FR** Applications












**IT** Applicazioni autoveicoli











**2019**























	kw			 	! #			
<b>ABARTH - 500 / 595 / 695 (312_) 01/08→</b>								
 <b>Bremssattel</b>								
1.4 (312.AXD1A)	99	08/08→	←	☐		24.3541-1829.5	240721	BOS Ø 54 - Halter
1.4 (312.AXF11, 312.AXF1A, 312.AXD1A)	118	08/08→	←	☐		24.3541-1830.5	240722	BOS Ø 54 - Halter
1.4 (312.AXF1A, 312.AXD1A)	103	05/10→	→	☐		24.3347-1715.5	240719	TRW Ø 34 - Halter
1.4 (312.AXY11, 312.AXY1A)	107	05/16→	→	☐		24.3347-1716.5	240720	TRW Ø 34 - Halter
1.4 (312.AXZ11)	121	05/16→						
1.4 (312.AYB11, 312.AYB1A)	120	06/16→						
 <b>Bremsschlauch</b>								
1.4 (312.AXD1A)	99	08/08→	←		2	24.5112-0356.3	331129	L= 355
1.4 (312.AXF11, 312.AXF1A, 312.AXD1A)	118	08/08→	→		2	83.7101-9219.3	330903	L= 218,5
1.4 (312.AXF1A, 312.AXD1A)	103	05/10→						
1.4 (312.AXY11, 312.AXY1A)	107	05/16→						
1.4 (312.AXZ11)	121	05/16→						
1.4 (312.AYB11, 312.AYB1A)	120	06/16→						
1.4 (312.AXF11, 312.AXF1A)	132	08/08→	→		2	83.7101-9219.3	330903	L= 218,5
1.4 (312.AXT1A)	139	06/15→						
1.4 (312.AXT1A)	140	08/08→						
<b>ABARTH - 500C / 595C / 695C (312_) 09/09→</b>								
 <b>Bremssattel</b>								
1.4 (312.AXD1A)	99	01/11→	←	☐		24.3541-1829.5	240721	BOS Ø 54 - Halter
1.4 (312.AXF11)	132	06/10→	←	☐		24.3541-1830.5	240722	BOS Ø 54 - Halter
1.4 (312.AXF1A, 312.AXD1A)	118	05/11→	→	☐		24.3347-1715.5	240719	TRW Ø 34 - Halter
1.4 (312.AXF1A, 312.AXF11, 312.AXD1A)	103	09/09→	→	☐		24.3347-1716.5	240720	TRW Ø 34 - Halter
1.4 (312.AXY1A)	107	05/16→						
1.4 (312.AXZ1A)	121	05/16→						
 <b>Bremsschlauch</b>								
1.4 (312.AXD1A)	99	01/11→	←		2	24.5112-0356.3	331129	L= 355
1.4 (312.AXF11)	132	06/10→	→		2	83.7101-9219.3	330903	L= 218,5
1.4 (312.AXF1A, 312.AXD1A)	118	05/11→						
1.4 (312.AXF1A, 312.AXF11, 312.AXD1A)	103	09/09→						
1.4 (312.AXY1A)	107	05/16→						
1.4 (312.AXZ1A)	121	05/16→						
<b>ABARTH - GRANDE PUNTO (199_) 12/07→12/12</b>								
 <b>Bremsschlauch</b>								
1.4 (199.AXN1B)	114	12/07→06/10	→		2	24.5112-0142.3	331016	L= 142
			→		2	24.5228-0216.3	330908	L= 215
1.4 (199.AXX1B)	132	12/07→12/12	→		2	24.5112-0142.3	331016	L= 142
			→		2	24.5228-0216.3	330908	L= 215
<b>ABARTH - PUNTO (199_) 03/12→02/12</b>								
 <b>Bremsschlauch</b>								
1.4 (199.AXX1B)	120	03/12→02/12	→		2	24.5112-0142.3	331016	L= 142
1.4 (199.AXX1B)	132	03/12→02/12	→		2	24.5228-0216.3	330908	L= 215
<b>ABARTH - PUNTO EVO (199_) 07/08→02/12</b>								
 <b>Bremsschlauch</b>								
1.4 (199.AXX1B)	120	10/09→02/12	→		2	24.5112-0142.3	331016	L= 142
1.4 (199.AXX1B)	132	07/08→02/12	→		2	24.5228-0216.3	330908	L= 215
<b>ALFA ROMEO - 145 (930_) 07/94→01/01</b>								
 <b>Bremssattel</b>								
1.4 i.e. (930.A3)	66	07/94→12/96	→	☐; + ABS		24.3344-1703.5	240117	TRW Ø 34 - Halter
1.6 i.e. (930.A2)	76	10/94→12/96	→	☐; + ABS		24.3344-1704.5	240118	TRW Ø 34 - Halter
↓								










	kw			 	! #		
<b>ALFA ROMEO - 145 (930_) 07/94→01/01</b>							
 <b>Bremssattel</b>							
1.4 i.e. 16V T.S. (930.A3A)	76	12/96→01/01	←	☐; 01/97→		24.3541-1789.5 240291	ATE Ø 54 - Halter
1.6 i.e. 16V T.S. (930.A2)	88	12/96→01/01	←	☐; 01/97→		24.3541-1790.5 240292	ATE Ø 54 - Halter
1.6 16V T.S. (930.A2C)	82	09/97→12/00	←	☐		24.3541-1789.5 240291	ATE Ø 54 - Halter
1.9 JTD (930.A4B)	77	02/99→01/01	←	☐		24.3541-1790.5 240292	ATE Ø 54 - Halter
1.7 i.e. 16V (930.A1)	95	10/94→12/96	→	☐		24.3344-1703.5 240117	TRW Ø 34 - Halter
			→	☐		24.3344-1704.5 240118	TRW Ø 34 - Halter
1.9 TD (930.A4)	66	10/94→02/99	←	☐; 01/97→		24.3541-1789.5 240291	ATE Ø 54 - Halter
			←	☐; 01/97→		24.3541-1790.5 240292	ATE Ø 54 - Halter
			→	☐; + ABS		24.3344-1703.5 240117	TRW Ø 34 - Halter
			→	☐; + ABS		24.3344-1704.5 240118	TRW Ø 34 - Halter
 <b>Bremsschlauch</b>							
1.4 i.e. (930.A3)	66	07/94→12/96	←		2	24.5112-0388.3 330518	L= 385
1.6 i.e. (930.A2)	76	10/94→12/96	→		2	24.5112-0160.3 330612	L= 160
1.7 i.e. 16V (930.A1)	95	10/94→12/96	→		2	83.6401-0159.3 330746	L= 160
1.9 TD (930.A4)	66	10/94→02/99	→		2	83.6401-0159.3 330746	L= 160
1.4 i.e. 16V T.S. (930.A3A)	76	12/96→01/01	←	05/99→	2	24.5112-0387.3 330519	L= 387
1.6 i.e. 16V T.S. (930.A2)	88	12/96→01/01	←	01/97→ 04/99	2	24.5112-0388.3 330518	L= 385
			→	01/97→	2	24.5112-0160.3 330612	L= 160
					2	83.6401-0159.3 330746	L= 160
1.6 16V T.S. (930.A2C)	82	09/97→12/00	←	05/99→	2	24.5112-0387.3 330519	L= 387
1.8 i.e. 16V (930.A1A)	106	03/98→01/01	←	→ 04/99	2	24.5112-0388.3 330518	L= 385
1.9 JTD (930.A4B)	77	02/99→01/01	←		2	24.5112-0388.3 330518	L= 385
2.0 16V (930.A5)	114	03/98→01/01	→		2	24.5112-0160.3 330612	L= 160
2.0 16V T.S. (930.A5)	110	10/95→01/01	→		2	83.6401-0159.3 330746	L= 160
1.8 i.e. 16V T.S. (930.A1A)	103	12/96→12/98	←	01/97→	2	24.5112-0388.3 330518	L= 385
			→	01/97→	2	24.5112-0160.3 330612	L= 160
					2	83.6401-0159.3 330746	L= 160
<b>ALFA ROMEO - 146 (930_) 12/94→10/01</b>							
 <b>Bremssattel</b>							
1.4 i.e. (930.B3)	66	12/94→12/96	→	☐; + ABS		24.3344-1703.5 240117	TRW Ø 34 - Halter
1.6 i.e. (930.B2)	76	12/94→12/96	→	☐; + ABS		24.3344-1704.5 240118	TRW Ø 34 - Halter
1.4 i.e. 16V T.S. (930.B3A)	76	11/96→01/01	←	☐; 01/97→		24.3541-1789.5 240291	ATE Ø 54 - Halter
1.6 i.e. 16V T.S. (930.B2B, 930.B2C)	88	11/96→10/01	←	☐; 01/97→		24.3541-1790.5 240292	ATE Ø 54 - Halter
1.6 16V T.S. (930.B2C)	82	09/97→12/00	←	☐		24.3541-1789.5 240291	ATE Ø 54 - Halter
1.9 JTD (930.B4B)	77	02/99→01/01	←	☐		24.3541-1790.5 240292	ATE Ø 54 - Halter
1.7 i.e. 16V (930.B1)	95	12/94→12/96	→	☐		24.3344-1703.5 240117	TRW Ø 34 - Halter
			→	☐		24.3344-1704.5 240118	TRW Ø 34 - Halter
1.9 TD (930.B4A)	66	12/94→02/99	←	☐		24.3541-1789.5 240291	ATE Ø 54 - Halter
			←	☐		24.3541-1790.5 240292	ATE Ø 54 - Halter
			→	☐; + ABS		24.3344-1703.5 240117	TRW Ø 34 - Halter
			→	☐; + ABS		24.3344-1704.5 240118	TRW Ø 34 - Halter
 <b>Bremsschlauch</b>							
1.4 i.e. (930.B3)	66	12/94→12/96	←		2	24.5112-0388.3 330518	L= 385
1.6 i.e. (930.B2)	76	12/94→12/96	→		2	24.5112-0160.3 330612	L= 160
1.7 i.e. 16V (930.B1)	95	12/94→12/96	→		2	83.6401-0159.3 330746	L= 160
1.9 TD (930.B4A)	66	12/94→02/99	→		2	83.6401-0159.3 330746	L= 160
1.4 i.e. 16V T.S. (930.B3A)	76	11/96→01/01	←	05/99→	2	24.5112-0387.3 330519	L= 387
1.6 i.e. 16V T.S. (930.B2B, 930.B2C)	88	11/96→10/01	←	01/97→ 04/99	2	24.5112-0388.3 330518	L= 385
1.8 i.e. 16V T.S. (930.B1A)	103	11/96→01/01	→	01/97→	2	24.5112-0160.3 330612	L= 160
					2	83.6401-0159.3 330746	L= 160
1.6 16V T.S. (930.B2C)	82	09/97→12/00	←	05/99→	2	24.5112-0387.3 330519	L= 387
1.8 i.e. 16V T.S. (930.B1A)	106	03/98→01/01	←	→ 04/99	2	24.5112-0388.3 330518	L= 385
1.9 JTD (930.B4B)	77	02/99→01/01	→		2	24.5112-0160.3 330612	L= 160
2.0 16V (930.B5)	114	03/97→10/01	→		2	24.5112-0160.3 330612	L= 160
2.0 16V T.S. (930.B5)	110	10/95→01/01	→		2	83.6401-0159.3 330746	L= 160











	kw			 	! #		
<b>ALFA ROMEO - 147 (937_) 11/00→12/10</b>							
 <b>Bremssattel</b>							
1.6 16V T.SPARK (937.AXA1A, 937.AXB1A, 937.BXB1A)	88	01/01→03/10	➔	☐		24.3384-1741.5 240924	TRW Ø 38 - Halter
			➔	☐		24.3384-1742.5 240925	TRW Ø 38 - Halter
1.6 16V T.SPARK ECO (937.AXA1A, 937.BXA1A)	77	01/01→03/10					
1.9 JTD (937.AXD1A, 937.BXD1A)	85	04/01→03/10					
1.9 JTD (937.AXF1A, 937.BXF1A)	74	06/03→03/10					
1.9 JTD 16V (937.AXG1B, 937.BXG1B)	93	09/03→09/04					
1.9 JTD 16V (937.AXG1B, 937.BXG1B)	103	11/02→03/10					
1.9 JTD 16V (937.AXM1B, 937.AXS1B)	100	10/04→03/10					
1.9 JTDM 16V (937.AXN1B, 937.AXZ1B)	125	06/08→03/10					
1.9 JTDM 8V (937.AXD1A, 937.AXU1A, 937.BXU1A)	88	07/05→03/10					
2.0 16V T.SPARK (937.AXA1, 937.AXC1, 937.BXC1)	110	01/01→03/10					
1.9 JTDM (937.AXD1A, 937.AXV1A, 937.BXB1A)	85	10/04→03/10	➔	☐; 07/05→		24.3384-1741.5 240924	TRW Ø 38 - Halter
			➔	☐; 07/05→		24.3384-1742.5 240925	TRW Ø 38 - Halter
1.9 JTDM 16V (937.AXN1B, 937.BXN1B)	110	09/04→03/10					
 <b>Bremsschlauch</b>							
1.6 16V T.SPARK (937.AXA1A, 937.AXB1A, 937.BXB1A)	88	01/01→03/10	➔		2	24.5112-0397.3 330666	L= 396
			➔		2	24.5112-0408.3 330667	L= 410
1.6 16V T.SPARK ECO (937.AXA1A, 937.BXA1A)	77	01/01→03/10					
1.9 JTD (937.AXD1A, 937.BXD1A)	85	04/01→03/10					
1.9 JTD (937.AXF1A, 937.BXF1A)	74	06/03→03/10					
1.9 JTD 16V (937.AXG1B, 937.BXG1B)	93	09/03→09/04					
1.9 JTD 16V (937.AXG1B, 937.BXG1B)	103	11/02→03/10					
1.9 JTD 16V (937.AXM1B, 937.AXS1B)	100	10/04→03/10					
1.9 JTDM 16V (937.AXN1B, 937.AXZ1B)	125	06/08→03/10					
1.9 JTDM 8V (937.AXD1A, 937.AXU1A, 937.BXU1A)	88	07/05→03/10					
2.0 16V T.SPARK (937.AXA1, 937.AXC1, 937.BXC1)	110	01/01→03/10					
3.2 GTA (937.AXL1)	184	02/03→03/10					
1.9 JTDM (937.AXD1A, 937.AXV1A, 937.BXB1A)	85	10/04→03/10	➔	07/05→	2	24.5112-0397.3 330666	L= 396
			➔	07/05→	2	24.5112-0408.3 330667	L= 410
1.9 JTDM 16V (937.AXN1B, 937.BXN1B)	110	09/04→03/10					
<b>ALFA ROMEO - 155 (167_) 01/92→12/97</b>							
 <b>Bremssattel</b>							
1.6 16V T.S. (167.A6A)	88	05/96→12/97	➔	☐		24.3344-1703.5 240117	TRW Ø 34 - Halter
1.7 T.S. (167.A4D, 167.A4H)	85	04/93→04/96	➔	☐		24.3344-1704.5 240118	TRW Ø 34 - Halter
↓							

	kW			 	! #		
<b>ALFA ROMEO - 155 (167_) 01/92→12/97</b>							
<b> Bremssattel</b>							
1.7 T.S. (167.A4G)	83	04/93→04/96	➔	☐		24.3344-1703.5 240117	TRW Ø 34 - Halter
1.7 T.S. 16V (167.A4N)	103	05/96→12/97					
1.9 TD (167.A3B, 167.A3)	66	04/93→12/97	➔	☐		24.3344-1704.5 240118	TRW Ø 34 - Halter
2.0 T.S. 16V (167.A2G)	110	03/95→12/97					
2.5 TD (167.A1A, 167.A1G)	92	04/93→12/97					
2.5 V6 (167.A1C, 167.A1E)	120	09/92→12/97					
1.8 T.S. (167.A4C, 167.A)	77	02/92→12/97	➔	☐; 05/92→		24.3344-1703.5 240117	TRW Ø 34 - Halter
1.8 T.S. Sport (167.A4A, 167.A4C, 167.A4E)	93	03/92→12/96	➔	☐; 05/92→		24.3344-1704.5 240118	TRW Ø 34 - Halter
2.0 T.S. (167.A2A, 167.A2D)	104	02/92→05/95					
2.0 T.S. (167.A2D)	106	02/92→01/95					
2.5 V6 (167.A1C, 167.A1)	121	03/92→05/95					
2.0 16V Turbo Q4 (167.A2B, 167.A2C, 167.A2E)	137	01/92→12/97	➔	☐; 11/92→		24.3344-1703.5 240117	TRW Ø 34 - Halter
2.0 16V Turbo Q4 (167.A2B, 167.A2C, 167.A2E)	140	03/92→12/97	➔	☐; 11/92→		24.3344-1704.5 240118	TRW Ø 34 - Halter
<b>Zubehörsatz, Bremssattel</b>							
1.6 16V T.S. (167.A6A)	88	05/96→12/97	➔			24.0101-3601.2 260044	TRW
1.7 T.S. (167.A4D, 167.A4H)	85	04/93→04/96					
1.7 T.S. (167.A4G)	83	04/93→04/96					
1.7 T.S. 16V (167.A4N)	103	05/96→12/97					
1.9 TD (167.A3B, 167.A3)	66	04/93→12/97					
2.0 T.S. 16V (167.A2G)	110	03/95→12/97					
2.5 TD (167.A1A, 167.A1G)	92	04/93→12/97					
2.5 V6 (167.A1C, 167.A1E)	120	09/92→12/97					
1.8 T.S. (167.A4C, 167.A)	77	02/92→12/97	➔	05/92→		24.0101-3601.2 260044	TRW
1.8 T.S. Sport (167.A4A, 167.A4C, 167.A4E)	93	03/92→12/96					
2.0 T.S. (167.A2A, 167.A2D)	104	02/92→05/95					
2.0 T.S. (167.A2D)	106	02/92→01/95					
2.5 V6 (167.A1C, 167.A1)	121	03/92→05/95					
2.0 16V Turbo Q4 (167.A2B, 167.A2C, 167.A2E)	137	01/92→12/97	➔	11/92→		24.0101-3601.2 260044	TRW
2.0 16V Turbo Q4 (167.A2B, 167.A2C, 167.A2E)	140	03/92→12/97					
<b> Bremsschlauch</b>							
1.6 16V T.S. (167.A6A)	88	05/96→12/97	➔		2	24.5112-0160.3 330612	L= 160
1.7 T.S. (167.A4D, 167.A4H)	85	04/93→04/96				83.6401-0159.3 330746	L= 160
1.7 T.S. (167.A4G)	83	04/93→04/96					
1.7 T.S. 16V (167.A4N)	103	05/96→12/97					
1.9 TD (167.A3B, 167.A3)	66	04/93→12/97					
2.0 T.S. 16V (167.A2G)	110	03/95→12/97					
2.5 TD (167.A1A, 167.A1G)	92	04/93→12/97					
2.5 V6 (167.A1C, 167.A1E)	120	09/92→12/97					
1.8 T.S. (167.A4C, 167.A)	77	02/92→12/97	➔	05/92→	2	24.5112-0160.3 330612	L= 160
1.8 T.S. Sport (167.A4A, 167.A4C, 167.A4E)	93	03/92→12/96				83.6401-0159.3 330746	L= 160
2.0 T.S. (167.A2A, 167.A2D)	104	02/92→05/95					
2.0 T.S. (167.A2D)	106	02/92→01/95					
2.5 V6 (167.A1C, 167.A1)	121	03/92→05/95					
2.0 16V Turbo Q4 (167.A2B, 167.A2C, 167.A2E)	137	01/92→12/97	➔	11/92→	2	24.5112-0160.3 330612	L= 160
2.0 16V Turbo Q4 (167.A2B, 167.A2C, 167.A2E)	140	03/92→12/97				83.6401-0159.3 330746	L= 160



	kW			 	! #		
<b>ALFA ROMEO - 156 (932_) 09/97→10/05</b>							
<b> Bremssattel</b>							
1.6 16V T.SPARK (932.A4, 932.A4100)	88	09/97→09/05	➔	☐; 03/02→ 07/05		24.3384-1741.5 240924	TRW Ø 38 - Halter
1.6 16V T.SPARK (932A4)	82	09/97→09/05	➔	☐; 03/02→ 07/05		24.3384-1742.5 240925	TRW Ø 38 - Halter
1.8 16V T.SPARK (932.A3100)	103	10/00→09/05					
1.9 JTD (932.A2B00, 932.A2C00)	85	05/01→09/05					
2.0 JTS	119	01/02→09/05					
2.4 JTD (932A1B_)	103	10/00→09/05					
2.5 V6 24V (932A11_)	141	10/00→09/05					
1.9 JTD	93	11/03→09/05	➔	☐; → 07/05		24.3384-1741.5 240924	TRW Ø 38 - Halter
1.9 JTD (932.AXN00, 932.BXE00)	110	07/04→09/05	➔	☐; → 07/05		24.3384-1742.5 240925	TRW Ø 38 - Halter
1.9 JTD 16V	103	11/02→09/05					
2.0 JTS (932AXA)	122	03/02→09/05					
2.4 JTD	129	10/03→09/05					
2.4 JTD (932AXC)	110	03/02→09/05					
1.9 JTD	100	11/02→11/04	➔	☐		24.3384-1741.5 240924	TRW Ø 38 - Halter
			➔	☐		24.3384-1742.5 240925	TRW Ø 38 - Halter
2.0 16V T.SPARK (932A2)	114	09/97→06/02	➔	☐; 03/02→		24.3384-1741.5 240924	TRW Ø 38 - Halter
2.0 16V T.SPARK (932A21_)	110	10/00→03/02	➔	☐; 03/02→		24.3384-1742.5 240925	TRW Ø 38 - Halter
2.5 V6 24V (932A1)	140	09/97→09/02					
2.4 JTD	120	06/03→09/05	➔	☐; 10/03→ 07/05		24.3384-1741.5 240924	TRW Ø 38 - Halter
			➔	☐; 10/03→ 07/05		24.3384-1742.5 240925	TRW Ø 38 - Halter
<b>Führungshülzensatz, Bremssattel</b>							
1.6 16V T.SPARK (932.A4, 932.A4100)	88	09/97→09/05	➔	10/97→ 02/01		11.0101-5407.2 260011	ATE
1.6 16V T.SPARK (932A4)	82	09/97→09/05					
1.8 16V T.SPARK (932.A3)	106	09/97→10/00	➔	10/97→		11.0101-5407.2 260011	ATE
1.9 JTD (932B2)	77	09/97→10/00					
1.8 16V T.SPARK (932.A3100)	103	10/00→09/05	➔	→ 02/01		11.0101-5407.2 260011	ATE
1.9 JTD (932.A2B00)	81	10/00→05/01					
<b> Bremsschlauch</b>							
1.6 16V T.SPARK (932.A4, 932.A4100)	88	09/97→09/05	➔	10/97→ 07/05	2	24.5112-0397.3 330666	L= 396
1.6 16V T.SPARK (932A4)	82	09/97→09/05	➔	10/97→ 07/05	2	24.5112-0437.3 330886	L= 435
1.8 16V T.SPARK (932.A3)	106	09/97→10/00	➔	10/97→	2	24.5112-0397.3 330666	L= 396
1.9 JTD (932B2)	77	09/97→10/00	➔	10/97→	2	24.5112-0437.3 330886	L= 435
2.0 16V T.SPARK (932A2)	114	09/97→06/02					
2.5 V6 24V (932A1)	140	09/97→09/02					
1.8 16V T.SPARK (932.A3100)	103	10/00→09/05	➔	→ 07/05	2	24.5112-0397.3 330666	L= 396
1.9 JTD	93	11/03→09/05	➔	→ 07/05	2	24.5112-0437.3 330886	L= 435
1.9 JTD (932.A2B00, 932.A2C00)	85	05/01→09/05					
1.9 JTD (932.AXN00, 932.BXE00)	110	07/04→09/05					
1.9 JTD 16V	103	11/02→09/05					
2.0 JTS	119	01/02→09/05					
2.0 JTS (932AXA)	122	03/02→09/05					
2.4 JTD	129	10/03→09/05					
2.4 JTD (932A1B_)	103	10/00→09/05					
2.4 JTD (932AXC)	110	03/02→09/05					
2.5 V6 24V (932A11_)	141	10/00→09/05					
3.2 GTA (932AXB)	184	03/02→09/05					
1.9 JTD	100	11/02→11/04	➔		2	24.5112-0397.3 330666	L= 396
1.9 JTD (932.A2B00)	81	10/00→05/01	➔		2	24.5112-0437.3 330886	L= 435
2.0 16V T.SPARK (932A21_)	110	10/00→03/02					
2.4 JTD	120	06/03→09/05	➔	10/03→ 07/05	2	24.5112-0397.3 330666	L= 396
			➔	10/03→ 07/05	2	24.5112-0437.3 330886	L= 435
2.4 JTD (932B1)	100	09/97→09/03	➔	10/97→ 10/00	2	24.5112-0397.3 330666	L= 396
			➔	10/97→ 10/00	2	24.5112-0437.3 330886	L= 435

	kw			 	! #		
<b>ALFA ROMEO - 156 Sportwagon (932_) 02/97→05/06</b>							
<b> Bremssattel</b>							
1.6 16V T.SPARK. (932.B4B00)	81	07/00→07/05	➡	☐; 03/02→		24.3384-1741.5 240924	TRW Ø 38 - Halter
2.0 16V T.SPARK (932A2)	114	05/00→06/02	➡	☐; 03/02→		24.3384-1742.5 240925	TRW Ø 38 - Halter
2.0 16V T.SPARK (932B21__)	110	10/00→03/02					
2.5 V6 24V (932A1)	140	02/97→08/03					
1.6 16V T.SPARK. (932A4)	88	05/00→05/06	➡	☐; 03/02→ 07/05		24.3384-1741.5 240924	TRW Ø 38 - Halter
1.6 16V T.SPARK (932A4)	82	01/00→09/05	➡	☐; 03/02→ 07/05		24.3384-1742.5 240925	TRW Ø 38 - Halter
1.8 16V T.SPARK (932B31__)	103	02/97→05/06					
1.9 JTD (932B2B, 932B2C)	85	05/01→05/06					
2.4 JTD (932.B1B00)	103	10/00→05/06					
2.5 V6 24V (932B1100)	141	02/97→05/06					
1.9 JTD	93	11/03→05/06	➡	☐; → 07/05		24.3384-1741.5 240924	TRW Ø 38 - Halter
1.9 JTD 16V	103	11/02→05/06					
2.0 JTS (932BXA)	122	03/02→05/06	➡	☐; → 07/05		24.3384-1742.5 240925	TRW Ø 38 - Halter
2.0 JTS (932BXD00, 932BXD01)	119	03/02→05/06					
2.4 JTD	129	10/03→05/06					
2.4 JTD (932.BXC00)	110	03/02→05/06					
1.9 JTD	100	11/02→11/04	➡	☐		24.3384-1741.5 240924	TRW Ø 38 - Halter
			➡	☐		24.3384-1742.5 240925	TRW Ø 38 - Halter
2.4 JTD	120	06/03→05/06	➡	☐; 10/03→ 07/05		24.3384-1741.5 240924	TRW Ø 38 - Halter
			➡	☐; 10/03→ 07/05		24.3384-1742.5 240925	TRW Ø 38 - Halter
<b>Führungshülzensatz, Bremssattel</b>							
1.6 16V T.SPARK. (932.B4B00)	81	07/00→07/05	←	→ 02/01		11.0101-5407.2 260011	ATE
1.6 16V T.SPARK. (932A4)	88	05/00→05/06					
1.6 16V T.SPARK (932A4)	82	01/00→09/05					
1.8 16V T.SPARK (932B31__)	103	02/97→05/06					
1.9 JTD (932.B2B00)	81	10/00→05/01					
1.8 16V T.SPARK (932A3)	106	05/00→10/00	←			11.0101-5407.2 260011	ATE
1.9 JTD (932B2)	77	05/00→10/00					
<b> Bremsschlauch</b>							
1.6 16V T.SPARK. (932.B4B00)	81	07/00→07/05	←		2	24.5112-0397.3 330666	L= 396
1.8 16V T.SPARK (932A3)	106	05/00→10/00	➡		2	24.5112-0437.3 330886	L= 435
1.9 JTD	100	11/02→11/04					
1.9 JTD (932.B2B00)	81	10/00→05/01					
1.9 JTD (932B2)	77	05/00→10/00					
2.0 16V T.SPARK (932A2)	114	05/00→06/02					
2.0 16V T.SPARK (932B21__)	110	10/00→03/02					
2.5 V6 24V (932A1)	140	02/97→08/03					
1.6 16V T.SPARK. (932A4)	88	05/00→05/06	←	→ 07/05	2	24.5112-0397.3 330666	L= 396
1.6 16V T.SPARK (932A4)	82	01/00→09/05	➡	→ 07/05	2	24.5112-0437.3 330886	L= 435
1.8 16V T.SPARK (932B31__)	103	02/97→05/06					
1.9 JTD	93	11/03→05/06					
1.9 JTD	110	03/05→05/06					
1.9 JTD (932B2B, 932B2C)	85	05/01→05/06					
1.9 JTD 16V	103	11/02→05/06					
1.9 JTD 16V Q4	110	07/04→05/06					
2.0 JTS (932BXA)	122	03/02→05/06					
2.0 JTS (932BXD00, 932BXD01)	119	03/02→05/06					
2.4 JTD	129	10/03→05/06					
2.4 JTD (932.B1B00)	103	10/00→05/06					
2.4 JTD (932.BXC00)	110	03/02→05/06					
2.5 V6 24V (932B1100)	141	02/97→05/06					
3.2 GTA (932.BXB00)	184	03/02→05/06					
2.4 JTD	120	06/03→05/06	←	10/03→ 07/05	2	24.5112-0397.3 330666	L= 396
			➡	10/03→ 07/05	2	24.5112-0437.3 330886	L= 435
↓							

	kw			 	! #		
<b>ALFA ROMEO - 156 Sportwagon (932_) 02/97→05/06</b>							
 <b>Bremsschlauch</b>							
2.4 JTD (932B1)	100	05/00→09/03	←	→ 10/00	2	24.5112-0397.3 330666	L= 396
			→	→ 10/00	2	24.5112-0437.3 330886	L= 435
<b>ALFA ROMEO - 159 (939_) 06/05→12/12</b>							
 <b>Bremssattel</b>							
1.8 MPI (939AXL1A)	103	06/05→11/11	→	☐; 03/07→ 10/11		24.3387-1713.5 240930	TRW Ø 38 - Halter
			→	☐; 03/07→ 10/11		24.3387-1714.5 240931	TRW Ø 38 - Halter
1.8 Tbi (939.AXN1B)	147	05/09→12/12	→	☐; → 10/11		24.3417-1705.5 240932	TRW Ø 41 - Halter
2.4 JTDM (939AXD)	154	07/07→11/11	→	☐; → 10/11		24.3417-1706.5 240933	TRW Ø 41 - Halter
2.4 JTDM (939AXD12, 939AXD1B)	147	09/05→11/11	→	☐; → 10/11			
2.4 JTDM Q4 (939AXMB2)	154	05/07→11/11					
3.2 JTS Q4 (939AXH1B, 939AXG22)	191	12/05→11/11					
1.9 JTDM 16V (939AXC1B, 939AXC12)	110	09/05→11/11	→	☐; → 10/11; für Fahrzeuge ohne Sportpaket		24.3387-1713.5 240930	TRW Ø 38 - Halter
1.9 JTDM 16V (939AXF1B, 939AXC1B)	100	09/05→11/11	→	☐; → 10/11; für Fahrzeuge ohne Sportpaket		24.3387-1714.5 240931	TRW Ø 38 - Halter
1.9 JTDM 8V	85	09/05→11/11					
1.9 JTDM 8V (939AXE1B)	88	09/05→11/11					
1.9 JTS (939AXA1B)	118	09/05→11/11					
2.0 JTDM (939AXP1B)	125	05/09→11/11					
2.0 JTDM (939AXQ1B)	120	05/09→11/11					
2.0 JTDM (939AXR1B)	100	06/10→11/11					
2.2 JTS (939AXB1B, 939AXB11)	136	09/05→11/11					
3.2 JTS (939AXG2B)	191	01/08→11/11	→	☐; 02/08→ 10/11		24.3417-1705.5 240932	TRW Ø 41 - Halter
			→	☐; 02/08→ 10/11		24.3417-1706.5 240933	TRW Ø 41 - Halter
<b>Feder, Bremssattel</b>							
1.8 MPI (939AXL1A)	103	06/05→11/11		→ 10/11	2	11.8116-0237.1 390509	ATE
1.9 JTS (939AXA1B)	118	09/05→11/11					
2.2 JTS (939AXB1B, 939AXB11)	136	09/05→11/11					
<b>Führungshülzensatz, Bremssattel</b>							
1.8 MPI (939AXL1A)	103	06/05→11/11	←	→ 10/11		11.0101-5407.2 260011	ATE
1.9 JTS (939AXA1B)	118	09/05→11/11					
2.2 JTS (939AXB1B, 939AXB11)	136	09/05→11/11					
<b>Führungsbolzen, Bremssattel</b>							
1.8 MPI (939AXL1A)	103	06/05→11/11		→ 10/11		11.8171-0008.1 990049	ATE
1.9 JTS (939AXA1B)	118	09/05→11/11					
2.2 JTS (939AXB1B, 939AXB11)	136	09/05→11/11					
 <b>Bremsschlauch</b>							
1.8 MPI (939AXL1A)	103	06/05→11/11	←	→ 10/11	2	83.7101-9504.3 330898	L= 503,5
1.9 JTDM 16V (939AXC1B, 939AXC12)	110	09/05→11/11	→	→ 10/11	2	83.7101-9399.3 330904	L= 398,5
1.9 JTDM 16V (939AXF1B, 939AXC1B)	100	09/05→11/11					
1.9 JTDM 8V	85	09/05→11/11					
1.9 JTDM 8V (939AXE1B)	88	09/05→11/11					
1.9 JTS (939AXA1B)	118	09/05→11/11					
2.2 JTS (939AXB1B, 939AXB11)	136	09/05→11/11					
1.8 Tbi (939.AXN1B)	147	05/09→12/12	→	→ 10/11	2	83.7101-9399.3 330904	L= 398,5
2.0 JTDM (939AXP1B)	125	05/09→11/11					
2.0 JTDM (939AXQ1B)	120	05/09→11/11					
2.0 JTDM (939AXR1B)	100	06/10→11/11					
2.4 JTDM (939AXD)	154	07/07→11/11					
2.4 JTDM (939AXD12, 939AXD1B)	147	09/05→11/11					
2.4 JTDM Q4 (939AXMB2)	154	05/07→11/11					
3.2 JTS (939AXG2B)	191	01/08→11/11					
3.2 JTS Q4 (939AXH1B, 939AXG22)	191	12/05→11/11					

**ALFA ROMEO - 159 Sportwagon (939\_) 06/05→12/12**

**Bremssattel**

1.8 MPI (939BXL1A)	103	06/05→11/11	➡	☐; 03/07→ 10/11	24.3387-1713.5	240930	TRW Ø 38 - Halter
			➡	☐; 03/07→ 10/11			
1.8 Tbi (939BXN1B)	147	07/09→11/11	➡	☐; → 10/11	24.3417-1705.5	240932	TRW Ø 41 - Halter
2.4 JTDM (939.BXM1B)	154	05/07→12/12	➡	☐; → 10/11	24.3417-1706.5	240933	TRW Ø 41 - Halter
2.4 JTDM (939BXD1B, 939BXD12)	147	03/06→11/11					
2.4 JTDM Q4 (939BXM2B)	154	05/07→11/11					
3.2 JTS (939BXH1B)	191	02/08→11/11					
3.2 JTS Q4 (939BXG2B, 939BXG22)	191	03/06→11/11					
1.9 JTDM 16V (939BXC1B, 939BXC12)	110	03/06→11/11	➡	☐; → 10/11; für Fahrzeuge ohne Sportpaket	24.3387-1713.5	240930	TRW Ø 38 - Halter
1.9 JTDM 16V (939BXC1B)	100	03/06→11/11	➡	☐; → 10/11; für Fahrzeuge ohne Sportpaket	24.3387-1714.5	240931	TRW Ø 38 - Halter
1.9 JTDM 8V	85	03/06→11/11					
1.9 JTDM 8V (939BXE1B)	88	03/06→11/11					
1.9 JTS (939BXA1B)	118	03/06→11/11					
2.0 JTDM (939BXP1B)	125	07/09→11/11					
2.0 JTDM (939BXQ1B)	120	05/09→11/11					
2.0 JTDM (939BXR1B)	100	06/10→11/11					
2.2 JTS (939BxB1B, 939BxB11)	136	03/06→11/11					

**Feder, Bremssattel**

1.8 MPI (939BXL1A)	103	06/05→11/11		→ 10/11	2	11.8116-0237.1	390509	ATE
1.9 JTS (939BXA1B)	118	03/06→11/11						
2.2 JTS (939BxB1B, 939BxB11)	136	03/06→11/11						

**Führungshülzensatz, Bremssattel**

1.8 MPI (939BXL1A)	103	06/05→11/11	←	→ 10/11		11.0101-5407.2	260011	ATE
1.9 JTS (939BXA1B)	118	03/06→11/11						
2.2 JTS (939BxB1B, 939BxB11)	136	03/06→11/11						

**Führungsbolzen, Bremssattel**

1.8 MPI (939BXL1A)	103	06/05→11/11		→ 10/11		11.8171-0008.1	990049	ATE
1.9 JTS (939BXA1B)	118	03/06→11/11						
2.2 JTS (939BxB1B, 939BxB11)	136	03/06→11/11						

**Bremsschlauch**

1.8 MPI (939BXL1A)	103	06/05→11/11	←	→ 10/11	2	83.7101-9504.3	330898	L= 503,5
1.9 JTDM 16V (939BXC1B, 939BXC12)	110	03/06→11/11	➡	→ 10/11	2	83.7101-9399.3	330904	L= 398,5
1.9 JTDM 16V (939BXC1B)	100	03/06→11/11						
1.9 JTDM 8V	85	03/06→11/11						
1.9 JTDM 8V (939BXE1B)	88	03/06→11/11						
1.9 JTS (939BXA1B)	118	03/06→11/11						
2.2 JTS (939BxB1B, 939BxB11)	136	03/06→11/11						
1.8 Tbi (939BXN1B)	147	07/09→11/11	➡	→ 10/11	2	83.7101-9399.3	330904	L= 398,5
2.0 JTDM (939BXP1B)	125	07/09→11/11						
2.0 JTDM (939BXQ1B)	120	05/09→11/11						
2.0 JTDM (939BXR1B)	100	06/10→11/11						
2.4 JTDM (939.BXM1B)	154	05/07→12/12						
2.4 JTDM (939BXD1B, 939BXD12)	147	03/06→11/11						
2.4 JTDM Q4 (939BXM2B)	154	05/07→11/11						
3.2 JTS (939BXH1B)	191	02/08→11/11						
3.2 JTS Q4 (939BXG2B, 939BXG22)	191	03/06→11/11						











**ALFA ROMEO - BRERA (939\_) 01/06→05/11**








**Bremssattel**













1.8 Tbi	147	05/09→06/10	➡	☐	24.3417-1705.5	240932	TRW Ø 41 - Halter
2.4 JTDM 20V	147	01/06→06/10	➡	☐	24.3417-1706.5	240933	TRW Ø 41 - Halter
2.4 JTDM 20V	154	05/07→06/10					
3.2 JTS	191	03/08→06/10					
3.2 JTS Q4 (939.DXG22)	191	01/06→05/11					
2.0 JTDM	120	03/08→06/10	➡	☐; 05/09→	24.3387-1713.5	240930	TRW Ø 38 - Halter
			➡	☐; 05/09→	24.3387-1714.5	240931	TRW Ø 38 - Halter








↓












	kw					! #		
<b>ALFA ROMEO - BRERA (939_) 01/06→05/11</b>								
 <b>Bremssattel</b>								
2.0 JTDM	125	05/09→06/10	➔	<input type="checkbox"/>		24.3387-1713.5	240930	TRW Ø 38 - Halter
			➔	<input type="checkbox"/>		24.3387-1714.5	240931	TRW Ø 38 - Halter
2.2 JTS (939.DXB11)	136	01/06→05/11	➔	<input type="checkbox"/>	für Fahrzeuge ohne Sportfahrwerk	24.3387-1713.5	240930	TRW Ø 38 - Halter
			➔	<input type="checkbox"/>	für Fahrzeuge ohne Sportfahrwerk	24.3387-1714.5	240931	TRW Ø 38 - Halter
			➔	<input type="checkbox"/>	für Fahrzeuge mit Sportfahrwerk	24.3417-1705.5	240932	TRW Ø 41 - Halter
			➔	<input type="checkbox"/>	für Fahrzeuge mit Sportfahrwerk	24.3417-1706.5	240933	TRW Ø 41 - Halter
<b>Feder, Bremssattel</b>								
2.2 JTS (939.DXB11)	136	01/06→05/11			für Fahrzeuge ohne Sportfahrwerk	2	11.8116-0237.1	390509 ATE
<b>Führungshülzensatz, Bremssattel</b>								
2.2 JTS (939.DXB11)	136	01/06→05/11	➔		für Fahrzeuge ohne Sportfahrwerk		11.0101-5407.2	260011 ATE
<b>Führungsbolzen, Bremssattel</b>								
2.2 JTS (939.DXB11)	136	01/06→05/11			für Fahrzeuge ohne Sportfahrwerk		11.8171-0008.1	990049 ATE
 <b>Bremsschlauch</b>								
1.8 TBi	147	05/09→06/10	➔			2	83.7101-9399.3	330904 L= 398,5
2.0 JTDM	125	05/09→06/10						
2.4 JTDM 20V	147	01/06→06/10						
2.4 JTDM 20V	154	05/07→06/10						
3.2 JTS	191	03/08→06/10						
3.2 JTS Q4 (939.DXG22)	191	01/06→05/11						
2.0 JTDM	120	03/08→06/10	➔		05/09→	2	83.7101-9399.3	330904 L= 398,5
2.2 JTS (939.DXB11)	136	01/06→05/11	➔			2	83.7101-9504.3	330898 L= 503,5
			➔			2	83.7101-9399.3	330904 L= 398,5
<b>ALFA ROMEO - GIULIETTA (940_) 04/10→</b>								
 <b>Bremssattel</b>								
1.4 BiFuel	88	12/11→	➔	<input type="checkbox"/>		11.9571-9969.2	220955	ATE Ø 57 - Halter
1.6 JTDM (940.FYB1_)	88	02/15→	➔	<input type="checkbox"/>		11.9571-9970.2	220956	ATE Ø 57 - Halter
1.6 JTDM (940.FYE1_)	85	09/15→	➔	<input type="checkbox"/>				
1.6 JTDM (940FXD1A)	77	04/10→						
1.4 TB	85	04/10→	➔	<input type="checkbox"/>	nicht für Fahrzeuge mit verstärkter Bremse	11.9571-9969.2	220955	ATE Ø 57 - Halter
1.4 TB (940FXA1A)	88	04/10→	➔	<input type="checkbox"/>	nicht für Fahrzeuge mit verstärkter Bremse	11.9571-9970.2	220956	ATE Ø 57 - Halter
2.0 JTDM	100	04/10→	➔	<input type="checkbox"/>	nicht für Fahrzeuge mit verstärkter Bremse	11.9571-9953.2	220871	ATE Ø 57 - Halter
2.0 JTDM	120	04/10→						
2.0 JTDM	125	04/10→						
2.0 JTDM	129	11/13→						
2.0 JTDM (940.FXL1A)	103	04/10→	➔	<input type="checkbox"/>	nicht für Fahrzeuge mit verstärkter Bremse	11.9571-9954.2	220872	ATE Ø 57 - Halter
2.0 JTDM (940.FYC1A, 940.FXQ1A)	110	08/13→						
<b>Feder, Bremssattel</b>								
1.4 BiFuel	88	12/11→	➔			2	11.8116-0340.1	390595 ATE
1.6 JTDM (940.FYB1_)	88	02/15→						
1.6 JTDM (940.FYE1_)	85	09/15→						
1.6 JTDM (940FXD1A)	77	04/10→						
1.4 TB	85	04/10→	➔		nicht für Fahrzeuge mit verstärkter Bremse	2	11.8116-0340.1	390595 ATE
1.4 TB (940FXA1A)	88	04/10→						
2.0 JTDM	100	04/10→	➔			2	11.8116-0237.1	390509 ATE
2.0 JTDM	120	04/10→						
2.0 JTDM	125	04/10→						
2.0 JTDM	129	11/13→						
2.0 JTDM (940.FXL1A)	103	04/10→						
2.0 JTDM (940.FYC1A, 940.FXQ1A)	110	08/13→						
<b>Führungsbolzen, Bremssattel</b>								
1.4 BiFuel	88	12/11→				11.8171-0008.1	990049	ATE
1.6 JTDM (940.FYB1_)	88	02/15→						
1.6 JTDM (940.FYE1_)	85	09/15→						
1.6 JTDM (940FXD1A)	77	04/10→						
2.0 JTDM	100	04/10→						
2.0 JTDM	120	04/10→						
2.0 JTDM	125	04/10→						
2.0 JTDM	129	11/13→						
2.0 JTDM (940.FXL1A)	103	04/10→						









	kW					! #		
<b>ALFA ROMEO - GIULIETTA (940_) 04/10→</b>								
<b>Führungsbolzen, Bremsattel</b>								
2.0 JTDM (940.FYC1A, 940.FXQ1A)	110	08/13→				11.8171-0008.1	990049	ATE
1.4 TB	85	04/10→			nicht für Fahrzeuge mit verstärkter	11.8171-0008.1	990049	ATE
1.4 TB (940FXA1A)	88	04/10→			Bremse			
<b>Bremsschlauch</b>								
1.4 BiFuel	88	12/11→	←		für Fahrzeuge mit verstärkter Bremse	2	24.5104-0470.3	331566 L= 470
1.4 TB	77	04/11→						
1.4 TB	85	04/10→	←		nicht für Fahrzeuge mit verstärkter	2	24.5112-0414.3	331453 L= 410
1.4 TB	110	09/14→			Bremse			
1.4 TB	120	04/10→	→			2	24.5112-0431.3	331502 L= 430
1.4 TB (940FXA1A)	88	04/10→						
1.4 TB (940FXB1A)	125	04/10→						
1.6 JTDM (940.FYB1_)	88	02/15→						
1.6 JTDM (940.FYE1_)	85	09/15→						
1.6 JTDM (940FXD1A)	77	04/10→						
1.8 TBi	169	04/10→09/13						
1.8 TBi (940FXC1A)	173	04/10→						
1.8 TBi (940FXR11)	177	09/13→						
2.0 JTDM	100	04/10→						
2.0 JTDM	120	04/10→						
2.0 JTDM	125	04/10→						
2.0 JTDM	129	11/13→						
2.0 JTDM (940.FXL1A)	103	04/10→						
2.0 JTDM (940.FYC1A, 940.FXQ1A)	110	08/13→						
<b>ALFA ROMEO - GT (937_) 11/03→09/10</b>								
<b>Bremssattel</b>								
1.8 TS	103	11/03→09/10	→	☐; → 07/10		24.3384-1741.5	240924	TRW Ø 38 - Halter
1.9 JTD	110	11/03→09/10						
1.9 JTD	125	05/08→09/10	→	☐; → 07/10		24.3384-1742.5	240925	TRW Ø 38 - Halter
2.0 JTS	119	12/06→09/10						
2.0 JTS (937CXH1A, 937CXH11)	121	11/03→09/10						
<b>Bremsschlauch</b>								
1.8 TS	103	11/03→09/10	←	→ 07/10		2	24.5112-0397.3	330666 L= 396
1.9 JTD	110	11/03→09/10						
1.9 JTD	125	05/08→09/10	→	→ 07/10		2	24.5112-0437.3	330886 L= 435
2.0 JTS	119	12/06→09/10						
2.0 JTS (937CXH1A, 937CXH11)	121	11/03→09/10						
3.2 GTA	176	11/03→09/10	→	→ 07/10		2	24.5112-0437.3	330886 L= 435
<b>ALFA ROMEO - GTV (916_) 09/94→10/05</b>								
<b>Bremsschlauch</b>								
1.8 16V (916C3)	106	05/98→10/05	→			2	24.5112-0160.3	330612 L= 160
2.0 JTS	121	04/03→10/05						
2.0 T.SPARK 16V (916.C2_, 916C2C00)	110	06/95→10/05						
2.0 T.SPARK 16V (916C2C)	114	09/97→03/03						
2.0 V6 Turbo (916.C2A)	148	06/95→09/98						
<b>ALFA ROMEO - MITO (955_) 08/08→</b>								
<b>Bremssattel</b>								
0.9	74	12/13→	←	☐		24.3541-1769.5	240601	BOS Ø 54 - Halter
0.9 TwinAir	63	07/11→						
0.9 TwinAir (955AXY1B)	77	04/13→	←	☐		24.3541-1770.5	240602	BOS Ø 54 - Halter
1.4	51	05/11→						
1.4	70	09/08→						
1.4 (955AXB1B)	57	03/11→						
1.4 (955AXB1B)	58	08/08→						
1.4 MultiAir (955AXL1B)	77	09/09→						
1.4 (955.AXB1B, 955.AXU1A)	57	03/11→	←	☐; 05/11→		24.3541-1769.5	240601	BOS Ø 54 - Halter
			←	☐; 05/11→		24.3541-1770.5	240602	BOS Ø 54 - Halter
<b>Bremsschlauch</b>								
0.9	74	12/13→	←			2	24.5112-0402.3	331297 L= 402
0.9 TwinAir	63	07/11→						
0.9 TwinAir (955AXY1B)	77	04/13→	→	am Bremssattel		2	24.5112-0142.3	331016 L= 142
1.3 MultiJet	59	12/13→	→			2	24.5228-0216.3	330908 L= 215
1.3 MultiJet	62	01/11→						
1.3 MultiJet	66	09/08→						
1.3 MultiJet	70	10/09→						









	kw			 	! #		
<b>ALFA ROMEO - MITO (955_) 08/08→</b>							
 <b>Bremsschlauch</b>							
1.4	51	05/11→	←		2	24.5112-0402.3 331297	L= 402
1.4	70	09/08→					
1.4 (955AXB1B)	57	03/11→	→	am Bremssattel	2	24.5112-0142.3 331016	L= 142
1.4 (955AXB1B)	58	08/08→	→		2	24.5228-0216.3 330908	L= 215
1.4 Bifuel	88	07/11→					
1.4 Bifuel (955.AXG1A)	88	04/16→					
1.4 MultiAir (955AXL1B)	77	09/09→					
1.4 TB	103	12/13→					
1.4 TJet (955AXG1A)	88	08/08→					
1.4 Turbo MultiAir (955AXM1A, 955AXR11)	99	10/09→					
1.6 JTDM	85	09/08→					
1.6 JTDM (955AXC1B)	88	08/08→					
1.4 (955.AXB1B, 955.AXU1A)	57	03/11→	←	05/11→	2	24.5112-0402.3 331297	L= 402
			→	am Bremssattel; 05/11→	2	24.5112-0142.3 331016	L= 142
			→	05/11→	2	24.5228-0216.3 330908	L= 215
1.4 MultiAir (955AXN1B)	125	09/09→	→	am Bremssattel	2	24.5112-0142.3 331016	L= 142
1.4 TJet	110	09/08→					
1.4 TJet (955AXA1B)	114	08/08→	→		2	24.5228-0216.3 330908	L= 215
1.4 Turbo MultiAir	120	10/09→					
<b>ALFA ROMEO - SPIDER (916_) 09/94→04/05</b>							
 <b>Bremssattel</b>							
2.0 T.SPARK 16V (916S2C00)	110	06/95→04/05	→	<input type="checkbox"/>		24.3344-1703.5 240117	TRW Ø 34 - Halter
3.0 V6 (916S1)	141	06/95→04/05	→	<input type="checkbox"/>		24.3344-1704.5 240118	TRW Ø 34 - Halter
<b>ALFA ROMEO - SPIDER (939_) 03/06→03/11</b>							
 <b>Bremssattel</b>							
1.8 TBi (939DXN1B)	147	05/09→03/11	→	<input type="checkbox"/>		24.3417-1705.5 240932	TRW Ø 41 - Halter
2.4 JTDM	147	04/07→06/10					
2.4 JTDM	154	03/08→06/10	→	<input type="checkbox"/>		24.3417-1706.5 240933	TRW Ø 41 - Halter
3.2 JTS (939EXG2B)	191	03/08→03/11					
2.0 JTDM	120	04/09→06/10	→	<input type="checkbox"/>		24.3387-1713.5 240930	TRW Ø 38 - Halter
2.0 JTDM	125	05/09→06/10	→	<input type="checkbox"/>		24.3387-1714.5 240931	TRW Ø 38 - Halter
2.2 JTS	136	03/06→03/11	→	<input type="checkbox"/> ; 04/06→		24.3387-1713.5 240930	TRW Ø 38 - Halter
			→	<input type="checkbox"/> ; 04/06→		24.3387-1714.5 240931	TRW Ø 38 - Halter
3.2 JTS Q4	191	03/06→03/11	→	<input type="checkbox"/> ; 04/06→		24.3417-1705.5 240932	TRW Ø 41 - Halter
			→	<input type="checkbox"/> ; 04/06→		24.3417-1706.5 240933	TRW Ø 41 - Halter
<b>Feder, Bremssattel</b>							
2.2 JTS	136	03/06→03/11		04/06→ 02/08	2	11.8116-0237.1 390509	ATE
<b>Führungshülzensatz, Bremssattel</b>							
2.2 JTS	136	03/06→03/11	←	04/06→ 02/08		11.0101-5407.2 260011	ATE
<b>Führungsbolzen, Bremssattel</b>							
2.2 JTS	136	03/06→03/11		04/06→ 02/08		11.8171-0008.1 990049	ATE
 <b>Bremsschlauch</b>							
1.8 TBi (939DXN1B)	147	05/09→03/11	→		2	83.7101-9399.3 330904	L= 398,5
2.0 JTDM	120	04/09→06/10					
2.0 JTDM	125	05/09→06/10					
2.4 JTDM	147	04/07→06/10					
2.4 JTDM	154	03/08→06/10					
3.2 JTS (939EXG2B)	191	03/08→03/11					
2.2 JTS	136	03/06→03/11	←	04/06→ 02/08	2	83.7101-9504.3 330898	L= 503,5
			→	04/06→	2	83.7101-9399.3 330904	L= 398,5
3.2 JTS Q4	191	03/06→03/11	→	04/06→	2	83.7101-9399.3 330904	L= 398,5
<b>AUDI - 80 Avant (8C5, B4) 09/91→01/96</b>							
 <b>Bremssattel</b>							
1.6 E	74	06/93→01/96	←	<input type="checkbox"/> ; → 12/95		24.3541-1719.5 240057	TRW Ø 54 - Halter
			←	<input type="checkbox"/> ; → 12/95		24.3541-1720.5 240058	TRW Ø 54 - Halter
			→	<input type="checkbox"/> ; → 8C-P-050000; + ABS		24.3384-1701.5 240169	TRW Ø 38 - Halter
			→	<input type="checkbox"/> ; 8C-P-050001→; → 12/95		24.3384-1701.5 240169	TRW Ø 38 - Halter
			→	<input type="checkbox"/> ; → 8C-P-050000; + ABS		24.3384-1702.5 240170	TRW Ø 38 - Halter
↓							







	kw			 	! #		
<b>AUDI - 80 Avant (8C5, B4) 09/91→01/96</b>							
<b>Bremssattel</b>							
1.6 E	74	06/93→01/96	➔	☐; 8C-P-050001→; → 12/95		24.3384-1702.5 240170	TRW Ø 38 - Halter
1.9 TDI	66	07/92→01/96	←	☐; → 8C-N-300000		24.3541-1609.5 240039	TRW Ø 54 - Halter
			←	☐; → 8C-N-300000		24.3541-1610.5 240040	TRW Ø 54 - Halter
			←	☐; 08/93→ 12/95; Vollautomatik		24.3541-1719.5 240057	TRW Ø 54 - Halter
			←	☐; 08/93→ 12/95; Vollautomatik		24.3541-1720.5 240058	TRW Ø 54 - Halter
			←	☐; 8C-P-000001→; → 12/95		24.3541-1743.5 240219	TRW Ø 54 - Halter
			←	☐; 8C-P-000001→; → 12/95		24.3541-1744.5 240220	TRW Ø 54 - Halter
			➔	☐; → 8C-P-050000; + ABS		24.3384-1701.5 240169	TRW Ø 38 - Halter
			➔	☐; 8C-P-050001→; → 12/95		24.3384-1701.5 240169	TRW Ø 38 - Halter
			➔	☐; 8C-P-050001→; → 12/95		24.3384-1702.5 240170	TRW Ø 38 - Halter
➔	☐; → 8C-P-050000; + ABS		24.3384-1702.5 240170	TRW Ø 38 - Halter			
2.0	66	07/92→01/96	←	☐; → 8C-N-300000; Schaltgetriebe		24.3541-1609.5 240039	TRW Ø 54 - Halter
			←	☐; → 8C-N-300000; Schaltgetriebe		24.3541-1610.5 240040	TRW Ø 54 - Halter
			←	☐; → 12/95; Vollautomatik		24.3541-1719.5 240057	TRW Ø 54 - Halter
			←	☐; → 12/95; Vollautomatik		24.3541-1720.5 240058	TRW Ø 54 - Halter
			←	☐; 8C-P-000001→; → 12/95; Schaltgetriebe		24.3541-1743.5 240219	TRW Ø 54 - Halter
			←	☐; 8C-P-000001→; → 12/95; Schaltgetriebe		24.3541-1744.5 240220	TRW Ø 54 - Halter
			➔	☐; 8C-P-050001→; → 12/95		24.3384-1701.5 240169	TRW Ø 38 - Halter
			➔	☐; → 8C-P-050000; + ABS		24.3384-1701.5 240169	TRW Ø 38 - Halter
			➔	☐; → 8C-P-050000; + ABS		24.3384-1702.5 240170	TRW Ø 38 - Halter
➔	☐; 8C-P-050001→; → 12/95		24.3384-1702.5 240170	TRW Ø 38 - Halter			
2.0 E 2.0 E 16V 2.3 E	85	07/92→01/96	←	☐; → 12/95		24.3541-1719.5 240057	TRW Ø 54 - Halter
	103	02/93→01/96	←	☐; → 12/95		24.3541-1720.5 240058	TRW Ø 54 - Halter
	98	07/92→01/96	➔	☐; → 12/95		24.3384-1701.5 240169	TRW Ø 38 - Halter
			➔	☐; → 12/95		24.3384-1702.5 240170	TRW Ø 38 - Halter
2.0 E 16V quattro	103	12/92→07/95	←	☐		24.3541-1719.5 240057	TRW Ø 54 - Halter
			←	☐		24.3541-1720.5 240058	TRW Ø 54 - Halter
2.0 quattro	79	11/93→01/96	←	☐; → 12/95		24.3541-1719.5 240057	TRW Ø 54 - Halter
			←	☐; → 12/95		24.3541-1720.5 240058	TRW Ø 54 - Halter
2.6	110	07/92→01/96	←	☐; 08/92→ 12/95		24.3541-1719.5 240057	TRW Ø 54 - Halter
			←	☐; 08/92→ 12/95		24.3541-1720.5 240058	TRW Ø 54 - Halter
			➔	☐; 08/92→ 12/95		24.3384-1701.5 240169	TRW Ø 38 - Halter
			➔	☐; 08/92→ 12/95		24.3384-1702.5 240170	TRW Ø 38 - Halter
2.6 quattro	110	07/92→07/95	←	☐; 08/92→		24.3541-1719.5 240057	TRW Ø 54 - Halter
			←	☐; 08/92→		24.3541-1720.5 240058	TRW Ø 54 - Halter
2.8	128	09/91→01/96	➔	☐; → 12/95		24.3384-1701.5 240169	TRW Ø 38 - Halter
			➔	☐; → 12/95		24.3384-1702.5 240170	TRW Ø 38 - Halter
<b>Führungshülzensatz, Bremssattel</b>							
1.6 E	74	06/93→01/96	←	→ 12/95		11.0101-5403.2 260010	TRW
2.0 E	85	07/92→01/96	←				
2.0 E 16V	103	02/93→01/96	←				
2.0 quattro	79	11/93→01/96	←				
2.3 E	98	07/92→01/96	←				
2.8	128	09/91→01/96	←				
1.9 TDI	66	07/92→01/96	←	08/93→ 12/95; Vollautomatik		11.0101-5403.2 260010	TRW
			←	→ 8C-N-300000		11.0101-5403.2 260010	TRW
2.0	66	07/92→01/96	←	→ 12/95; Vollautomatik		11.0101-5403.2 260010	TRW
			←	→ 8C-N-300000; Schaltgetriebe		11.0101-5403.2 260010	TRW
2.0 E 16V quattro	103	12/92→07/95	←			11.0101-5403.2 260010	TRW
2.8 quattro	128	08/92→07/95	←				
S2 quattro	169	02/93→07/95	←				
2.6	110	07/92→01/96	←	08/92→ 12/95		11.0101-5403.2 260010	TRW
2.6 quattro	110	07/92→07/95	←	08/92→		11.0101-5403.2 260010	TRW
↓							











	kW			 	! #		
<b>AUDI - 80 Avant (8C5, B4) 09/91→01/96</b>							
<b>Zubehörsatz, Bremssattel</b>							
1.6 E 2.0 E 2.0 E 16V 2.0 quattro 2.3 E	74 85 103 79 98	06/93→01/96 07/92→01/96 02/93→01/96 11/93→01/96 07/92→01/96	←	→ 12/95		24.0101-4301.2 260047	TRW
1.9 TDI	66	07/92→01/96	←	08/93→ 12/95; Vollautomatik		24.0101-4301.2 260047	TRW
			←	→ 8C-N-300000		24.0101-4301.2 260047	TRW
2.0	66	07/92→01/96	←	→ 12/95; Vollautomatik		24.0101-4301.2 260047	TRW
			←	→ 8C-N-300000; Schaltgetriebe		24.0101-4301.2 260047	TRW
2.0 E 16V quattro	103	12/92→07/95	←			24.0101-4301.2 260047	TRW
2.6	110	07/92→01/96	←	08/92→ 12/95		24.0101-4301.2 260047	TRW
2.6 quattro	110	07/92→07/95	←	08/92→		24.0101-4301.2 260047	TRW
2.8	128	09/91→01/96	←	→ 12/95		24.0101-3401.2 260043	TRW
2.8 quattro S2 quattro	128 169	08/92→07/95 02/93→07/95	←			24.0101-3401.2 260043	TRW
<b> Bremsschlauch</b>							
1.6 E 1.9 TDI	74 66	06/93→01/96 07/92→01/96	←	am Bremssattel; → 12/95	2	24.5170-0161.3 331308	L= 161
			←	→ 12/95	2	24.5237-0288.3 331442	L= 288
			→	am Bremssattel; 8C-P-050001→; → 12/95	2	83.7724-0202.3 330852	L= 200
			→	am Bremssattel; → 8C-P-050000; + ABS	2	83.7724-0202.3 330852	L= 200
			→	→ 8C-P-050000	2	83.7812-0200.3 330846	L= 200
			→	8C-P-050001→; → 12/95	2	83.7812-0200.3 330846	L= 200
2.0	66	07/92→01/96	←	am Bremssattel; → 12/95	2	24.5170-0161.3 331308	L= 161
			←	→ 12/95	2	24.5237-0288.3 331442	L= 288
			→	am Bremssattel; 8C-P-050001→; → 12/95	2	83.7724-0202.3 330852	L= 200
			→	am Bremssattel; → 8C-P-050000; + ABS	2	83.7724-0202.3 330852	L= 200
			→	→ 8C-P-050000; + ABS	2	83.7812-0200.3 330846	L= 200
			→	→ 8C-P-050000; - ABS	2	83.7812-0200.3 330846	L= 200
			→	8C-P-050001→; → 12/95	2	83.7812-0200.3 330846	L= 200
2.0 E 2.0 E 16V 2.3 E 2.8	85 103 98 128	07/92→01/96 02/93→01/96 07/92→01/96 09/91→01/96	←	am Bremssattel; → 12/95	2	24.5170-0161.3 331308	L= 161
			←	→ 12/95	2	24.5237-0288.3 331442	L= 288
			→	am Bremssattel; → 12/95	2	83.7724-0202.3 330852	L= 200
			→	→ 12/95	2	83.7812-0200.3 330846	L= 200
2.0 E 16V quattro 2.8 quattro RS2 quattro S2 quattro	103 128 232 169	12/92→07/95 08/92→07/95 03/94→05/95 02/93→07/95	←	am Bremssattel	2	24.5170-0161.3 331308	L= 161
			←		2	24.5237-0288.3 331442	L= 288
			→	am Bremssattel	2	24.5113-0220.3 331318	L= 215
			→		2	83.6212-0160.3 330318	L= 160
2.0 quattro	79	11/93→01/96	←	am Bremssattel; → 12/95	2	24.5170-0161.3 331308	L= 161
			←	→ 12/95	2	24.5237-0288.3 331442	L= 288
			→	am Bremssattel; → 12/95	2	24.5113-0220.3 331318	L= 215
			→	→ 12/95	2	83.6212-0160.3 330318	L= 160
2.6	110	07/92→01/96	←	am Bremssattel; → 12/95	2	24.5170-0161.3 331308	L= 161
			←	→ 12/95	2	24.5237-0288.3 331442	L= 288
			→	am Bremssattel; 08/92→ 12/95	2	83.7724-0202.3 330852	L= 200
			→	08/92→ 12/95	2	83.7812-0200.3 330846	L= 200
2.6 quattro	110	07/92→07/95	←	am Bremssattel; 08/92→	2	24.5170-0161.3 331308	L= 161
			←	08/92→	2	24.5237-0288.3 331442	L= 288
			→	am Bremssattel; 08/92→	2	24.5113-0220.3 331318	L= 215
			→	08/92→	2	83.6212-0160.3 330318	L= 160
<b>AUDI - A1 (8X1, 8XK) 05/10→10/18</b>							
<b> Bremssattel</b>							
1.0 TFSI	60	01/16→10/18	←	☐; +PR 1ZM		11.9541-9553.2 220563	ATE Ø 54 - Halter
			←	☐; +PR 1ZN		11.9541-9553.2 220563	ATE Ø 54 - Halter
↓							








	kw			 	! #					
<b>AUDI - A1 (8X1, 8XK) 05/10→10/18</b>										
 <b>Bremssattel</b>										
1.0 TFSI	60	01/16→10/18	←	☐; +PR 1ZC	11.9541-9553.2	220563	ATE Ø 54 - Halter			
			←	☐; +PR 1ZS	11.9541-9553.2	220563	ATE Ø 54 - Halter			
			←	☐; +PR 1ZN	11.9541-9554.2	220564	ATE Ø 54 - Halter			
			←	☐; +PR 1ZC	11.9541-9554.2	220564	ATE Ø 54 - Halter			
			←	☐; +PR 1ZS	11.9541-9554.2	220564	ATE Ø 54 - Halter			
			←	☐; +PR 1ZM	11.9541-9554.2	220564	ATE Ø 54 - Halter			
			→	☐; +PR 1KT	24.3387-1735.5	240657	TRW Ø 38 - Halter			
			→	☐; +PR 1KT	24.3387-1736.5	240658	TRW Ø 38 - Halter			
1.0 TFSI 1.4 TDI 1.6 TDI 1.8 TFSI	70 66 85 141	03/15→10/18 11/14→10/18 11/14→10/18 02/15→10/18	←	☐; +PR 1ZG	11.9541-9549.2	220575	ATE Ø 54 - Halter			
			←	☐; +PR 1ZG	11.9541-9550.2	220576	ATE Ø 54 - Halter			
			←	☐; +PR 1ZM	11.9541-9553.2	220563	ATE Ø 54 - Halter			
			←	☐; +PR 1ZN	11.9541-9553.2	220563	ATE Ø 54 - Halter			
			←	☐; +PR 1ZS	11.9541-9553.2	220563	ATE Ø 54 - Halter			
			←	☐; +PR 1ZC	11.9541-9553.2	220563	ATE Ø 54 - Halter			
			←	☐; +PR 1ZN	11.9541-9554.2	220564	ATE Ø 54 - Halter			
			←	☐; +PR 1ZS	11.9541-9554.2	220564	ATE Ø 54 - Halter			
			←	☐; +PR 1ZM	11.9541-9554.2	220564	ATE Ø 54 - Halter			
			←	☐; +PR 1ZC	11.9541-9554.2	220564	ATE Ø 54 - Halter			
			→	☐; +PR 1KT	24.3387-1735.5	240657	TRW Ø 38 - Halter			
			→	☐; +PR 1KT	24.3387-1736.5	240658	TRW Ø 38 - Halter			
			1.2 TFSI 1.4 TFSI 1.4 TFSI 1.4 TFSI 1.6 TDI 1.6 TDI 2.0 TDI 2.0 TDI	63 90 103 136 66 77 100 105	05/10→04/15 05/10→04/15 04/12→04/15 01/11→04/15 03/11→04/15 05/10→04/15 05/12→04/15 09/11→04/15	←	☐; +PR 1ZG	11.9541-9549.2	220575	ATE Ø 54 - Halter
						←	☐; +PR 1ZG	11.9541-9550.2	220576	ATE Ø 54 - Halter
←	☐; +PR 1ZS	11.9541-9553.2				220563	ATE Ø 54 - Halter			
←	☐; +PR 1ZM	11.9541-9553.2				220563	ATE Ø 54 - Halter			
←	☐; +PR 1ZN	11.9541-9553.2				220563	ATE Ø 54 - Halter			
←	☐; +PR 1LJ	11.9541-9553.2				220563	ATE Ø 54 - Halter			
←	☐; +PR 1ZC	11.9541-9553.2				220563	ATE Ø 54 - Halter			
←	☐; +PR 1ZC	11.9541-9554.2				220564	ATE Ø 54 - Halter			
←	☐; +PR 1LJ	11.9541-9554.2				220564	ATE Ø 54 - Halter			
←	☐; +PR 1ZS	11.9541-9554.2				220564	ATE Ø 54 - Halter			
←	☐; +PR 1ZM	11.9541-9554.2				220564	ATE Ø 54 - Halter			
←	☐; +PR 1ZN	11.9541-9554.2				220564	ATE Ø 54 - Halter			
→	☐; +PR 1KT	24.3387-1735.5				240657	TRW Ø 38 - Halter			
→	☐; +PR 1KT	24.3387-1736.5				240658	TRW Ø 38 - Halter			
1.4 TFSI	92	11/14→10/18				←	☐; +PR 1ZG	11.9541-9549.2	220575	ATE Ø 54 - Halter
						←	☐; +PR 1ZG	11.9541-9550.2	220576	ATE Ø 54 - Halter
						←	☐; +PR 1ZN	11.9541-9553.2	220563	ATE Ø 54 - Halter
						←	☐; +PR 1ZS	11.9541-9553.2	220563	ATE Ø 54 - Halter
			←	☐; +PR 1ZM	11.9541-9553.2	220563	ATE Ø 54 - Halter			
			←	☐; +PR 1ZC	11.9541-9553.2	220563	ATE Ø 54 - Halter			
			←	☐; +PR 1ZM	11.9541-9554.2	220564	ATE Ø 54 - Halter			
			←	☐; +PR 1ZN	11.9541-9554.2	220564	ATE Ø 54 - Halter			
			←	☐; +PR 1ZS	11.9541-9554.2	220564	ATE Ø 54 - Halter			
			←	☐; +PR 1ZC	11.9541-9554.2	220564	ATE Ø 54 - Halter			
			→	☐; +PR 1KS,1KT	24.3387-1735.5	240657	TRW Ø 38 - Halter			
			→	☐; +PR 1KS,1KT	24.3387-1736.5	240658	TRW Ø 38 - Halter			
1.4 TSI	110	11/14→10/18	←	☐; +PR 1ZG	11.9541-9549.2	220575	ATE Ø 54 - Halter			
			←	☐; +PR 1ZG	11.9541-9550.2	220576	ATE Ø 54 - Halter			
			←	☐; +PR 1ZC	11.9541-9553.2	220563	ATE Ø 54 - Halter			
			←	☐; +PR 1ZC	11.9541-9554.2	220564	ATE Ø 54 - Halter			
			→	☐; +PR 1KT	24.3387-1735.5	240657	TRW Ø 38 - Halter			
			→	☐; +PR 1KT	24.3387-1736.5	240658	TRW Ø 38 - Halter			
↓										












	kw			 	! #			
<b>AUDI - A1 (8X1, 8XK) 05/10→10/18</b>								
<b> Bremssattel</b>								
2.0 TFSI quattro	188	03/12→11/12	←	☐; 10/12→; +PR 1ZG		11.9541-9549.2	220575	ATE Ø 54 - Halter
			←	☐; 10/12→; +PR 1ZG		11.9541-9550.2	220576	ATE Ø 54 - Halter
			←	☐; 10/12→; +PR 1LJ		11.9541-9553.2	220563	ATE Ø 54 - Halter
			←	☐; 10/12→; +PR 1ZS		11.9541-9553.2	220563	ATE Ø 54 - Halter
			←	☐; 10/12→; +PR 1ZM		11.9541-9553.2	220563	ATE Ø 54 - Halter
			←	☐; 10/12→; +PR 1ZN		11.9541-9553.2	220563	ATE Ø 54 - Halter
			←	☐; 10/12→; +PR 1ZC		11.9541-9553.2	220563	ATE Ø 54 - Halter
			←	☐; 10/12→; +PR 1ZS		11.9541-9554.2	220564	ATE Ø 54 - Halter
			←	☐; 10/12→; +PR 1ZM		11.9541-9554.2	220564	ATE Ø 54 - Halter
			←	☐; 10/12→; +PR 1ZN		11.9541-9554.2	220564	ATE Ø 54 - Halter
			←	☐; 10/12→; +PR 1LJ		11.9541-9554.2	220564	ATE Ø 54 - Halter
			←	☐; 10/12→; +PR 1ZC		11.9541-9554.2	220564	ATE Ø 54 - Halter
			→	☐; 10/12→; +PR 1KT		24.3387-1735.5	240657	TRW Ø 38 - Halter
			→	☐; 10/12→; +PR 1KT		24.3387-1736.5	240658	TRW Ø 38 - Halter
S1 quattro	170	03/14→10/18	←	☐; +PR 1ZM		11.9541-9553.2	220563	ATE Ø 54 - Halter
			←	☐; +PR 1ZN		11.9541-9553.2	220563	ATE Ø 54 - Halter
			←	☐; +PR 1ZS		11.9541-9553.2	220563	ATE Ø 54 - Halter
			←	☐; +PR 1ZC		11.9541-9553.2	220563	ATE Ø 54 - Halter
			←	☐; +PR 1ZM		11.9541-9554.2	220564	ATE Ø 54 - Halter
			←	☐; +PR 1ZN		11.9541-9554.2	220564	ATE Ø 54 - Halter
			←	☐; +PR 1ZS		11.9541-9554.2	220564	ATE Ø 54 - Halter
			←	☐; +PR 1ZC		11.9541-9554.2	220564	ATE Ø 54 - Halter
<b>Feder, Bremssattel</b>								
1.0 TFSI	60	01/16→10/18		+PR 1ZM	2	11.8116-0351.1	390538	ATE
1.0 TFSI	70	03/15→10/18		+PR 1ZN	2	11.8116-0351.1	390538	ATE
1.2 TFSI	63	05/10→04/15						
1.4 TDI	66	11/14→10/18	←	+PR 1ZS	2	11.8116-0351.1	390538	ATE
1.4 TFSI	90	05/10→04/15						
1.4 TFSI	92	11/14→10/18						
1.4 TFSI	103	04/12→04/15						
1.4 TFSI	136	01/11→04/15						
1.6 TDI	66	03/11→04/15						
1.6 TDI	77	05/10→04/15						
1.6 TDI	85	11/14→10/18						
1.8 TFSI	141	02/15→10/18						
2.0 TDI	100	05/12→04/15						
2.0 TDI	105	09/11→04/15						
S1 quattro	170	03/14→10/18						
2.0 TFSI quattro	188	03/12→11/12		10/12→; +PR 1ZN	2	11.8116-0351.1	390538	ATE
				10/12→; +PR 1ZM	2	11.8116-0351.1	390538	ATE
			←	10/12→; +PR 1ZS	2	11.8116-0351.1	390538	ATE
<b>Führungshülzensatz, Bremssattel</b>								
1.0 TFSI	60	01/16→10/18	←	+PR 1ZM		11.0101-5407.2	260011	ATE
S1 quattro	170	03/14→10/18	←	+PR 1ZN		11.0101-5407.2	260011	ATE
			←	+PR 1ZS		11.0101-5407.2	260011	ATE
			←	+PR 1ZC		11.0101-5409.2	260035	ATE
			←	+PR 1ZM		11.0101-5407.2	260011	ATE
1.0 TFSI	70	03/15→10/18	←	+PR 1ZM		11.0101-5407.2	260011	ATE
1.4 TDI	66	11/14→10/18						
1.4 TFSI	92	11/14→10/18	←	+PR 1ZN		11.0101-5407.2	260011	ATE
1.6 TDI	85	11/14→10/18	←	+PR 1ZS		11.0101-5407.2	260011	ATE
1.8 TFSI	141	02/15→10/18	←	+PR 1ZG		11.0101-5409.2	260035	ATE
			←	+PR 1ZC		11.0101-5409.2	260035	ATE
1.2 TFSI	63	05/10→04/15	←	+PR 1ZN		11.0101-5407.2	260011	ATE
1.4 TFSI	90	05/10→04/15	←	+PR 1LJ		11.0101-5407.2	260011	ATE
1.4 TFSI	103	04/12→04/15	←	+PR 1ZM		11.0101-5407.2	260011	ATE
1.4 TFSI	136	01/11→04/15	←	+PR 1ZM		11.0101-5407.2	260011	ATE
1.6 TDI	66	03/11→04/15	←	+PR 1ZS		11.0101-5407.2	260011	ATE
1.6 TDI	77	05/10→04/15	←	+PR 1ZS		11.0101-5407.2	260011	ATE
2.0 TDI	100	05/12→04/15	←	+PR 1ZG		11.0101-5409.2	260035	ATE
2.0 TDI	105	09/11→04/15	←	+PR 1ZC		11.0101-5409.2	260035	ATE
↓								









	kw				! #		
<b>AUDI - A1 (8X1, 8XK) 05/10→10/18</b>							
<b>Führungshülzensatz, Bremssattel</b>							
1.4 TSI	110	11/14→10/18	←	+PR 1ZG		11.0101-5409.2 260035	ATE
			←	+PR 1ZC		11.0101-5409.2 260035	ATE
2.0 TFSI quattro	188	03/12→11/12	←	10/12→; +PR 1ZM		11.0101-5407.2 260011	ATE
			←	10/12→; +PR 1ZN		11.0101-5407.2 260011	ATE
			←	10/12→; +PR 1LJ		11.0101-5407.2 260011	ATE
			←	10/12→; +PR 1ZS		11.0101-5407.2 260011	ATE
			←	10/12→; +PR 1ZG		11.0101-5409.2 260035	ATE
			←	10/12→; +PR 1ZC		11.0101-5409.2 260035	ATE
<b>Führungsbolzen, Bremssattel</b>							
1.0 TFSI S1 quattro	60 170	01/16→10/18 03/14→10/18		+PR 1ZN		11.8171-0008.1 990049	ATE
				+PR 1ZM		11.8171-0008.1 990049	ATE
				+PR 1ZC		11.8171-0008.1 990049	ATE
				+PR 1ZS		11.8171-0008.1 990049	ATE
1.0 TFSI	70	03/15→10/18		+PR 1ZN		11.8171-0008.1 990049	ATE
1.4 TDI	66	11/14→10/18		+PR 1ZM		11.8171-0008.1 990049	ATE
1.4 TFSI	92	11/14→10/18		+PR 1ZS		11.8171-0008.1 990049	ATE
1.6 TDI	85	11/14→10/18		+PR 1ZG		11.8171-0008.1 990049	ATE
1.8 TFSI	141	02/15→10/18		+PR 1ZC		11.8171-0008.1 990049	ATE
1.2 TFSI	63	05/10→04/15		+PR 1ZS		11.8171-0008.1 990049	ATE
1.4 TFSI	90	05/10→04/15		+PR 1ZN		11.8171-0008.1 990049	ATE
1.4 TFSI	103	04/12→04/15		+PR 1ZM		11.8171-0008.1 990049	ATE
1.4 TFSI	136	01/11→04/15		+PR 1ZM		11.8171-0008.1 990049	ATE
1.6 TDI	66	03/11→04/15		+PR 1ZG		11.8171-0008.1 990049	ATE
1.6 TDI	77	05/10→04/15		+PR 1LJ		11.8171-0008.1 990049	ATE
2.0 TDI	100	05/12→04/15		+PR 1ZC		11.8171-0008.1 990049	ATE
2.0 TDI	105	09/11→04/15		+PR 1ZC		11.8171-0008.1 990049	ATE
1.4 TSI	110	11/14→10/18		+PR 1ZC		11.8171-0008.1 990049	ATE
				+PR 1ZG		11.8171-0008.1 990049	ATE
2.0 TFSI quattro	188	03/12→11/12		10/12→; +PR 1ZS		11.8171-0008.1 990049	ATE
				10/12→; +PR 1ZN		11.8171-0008.1 990049	ATE
				10/12→; +PR 1ZM		11.8171-0008.1 990049	ATE
				10/12→; +PR 1ZG		11.8171-0008.1 990049	ATE
				10/12→; +PR 1ZC		11.8171-0008.1 990049	ATE
				10/12→; +PR 1LJ		11.8171-0008.1 990049	ATE
<b>Bremsschlauch</b>							
1.0 TFSI	60	01/16→10/18	←	+PR 1ZM,1ZN,1ZS	2	24.5143-0553.3 331568	L= 553
1.0 TFSI	70	03/15→10/18	→	□ / am Bremssattel; +PR 1KT		24.1294-0014.3 331448	L= 205 mit Rohrleitung
1.4 TDI	66	11/14→10/18	→	□ / am Bremssattel; +PR 1KT		24.1294-0015.3 331449	L= 207 mit Rohrleitung
1.4 TFSI	92	11/14→10/18	→	□ / am Bremssattel; +PR 1KT		24.1294-0015.3 331449	L= 207 mit Rohrleitung
1.4 TSI	110	11/14→10/18	→	+PR 1KT	2	83.7858-0140.3 330837	L= 140
1.6 TDI	85	11/14→10/18	→	+PR 1KT	2	83.7858-0140.3 330837	L= 140
1.8 TFSI	141	02/15→10/18	→	+PR 1KT	2	83.7858-0140.3 330837	L= 140
1.2 TFSI	63	05/10→04/15	←	+PR 1ZM,1ZN,1ZS	2	24.5143-0553.3 331568	L= 553
1.4 TFSI	90	05/10→04/15	→	□ / am Bremssattel; +PR 1KT		24.1294-0014.3 331448	L= 205 mit Rohrleitung
1.4 TFSI	103	04/12→04/15	→	□ / am Bremssattel; +PR 1KT		24.1294-0015.3 331449	L= 207 mit Rohrleitung
1.4 TFSI	136	01/11→04/15	→	□ / am Bremssattel; +PR 1KT		24.1294-0015.3 331449	L= 207 mit Rohrleitung
1.6 TDI	66	03/11→04/15	→	□; +PR 1KS		83.7847-0254.3 331233	L= 255
1.6 TDI	77	05/10→04/15	→	□; +PR 1KS		83.7847-0257.3 331234	L= 255
2.0 TDI	100	05/12→04/15	→	□; +PR 1KS		83.7847-0257.3 331234	L= 255
2.0 TDI	105	09/11→04/15	→	+PR 1KT	2	83.7858-0140.3 330837	L= 140
2.0 TFSI quattro	188	03/12→11/12	←	10/12→; +PR 1ZM,1ZN,1ZS	2	24.5143-0553.3 331568	L= 553
			→	□ / am Bremssattel; 10/12→; +PR 1KT		24.1294-0014.3 331448	L= 205 mit Rohrleitung
			→	□ / am Bremssattel; 10/12→; +PR 1KT		24.1294-0015.3 331449	L= 207 mit Rohrleitung
			→	□; 10/12→; +PR 1KS		83.7847-0254.3 331233	L= 255
			→	□; 10/12→; +PR 1KS		83.7847-0257.3 331234	L= 255
			→	10/12→; +PR 1KT	2	83.7858-0140.3 330837	L= 140
S1 quattro	170	03/14→10/18	←	+PR 1ZM,1ZN,1ZS	2	24.5143-0553.3 331568	L= 553
<b>AUDI - A1 Sportback (8XA, 8XF) 09/11→10/18</b>							
<b>Bremssattel</b>							
1.0 TFSI	60	01/16→10/18	←	□; +PR 1ZM		11.9541-9553.2 220563	ATE Ø 54 - Halter
↓							










	kw			 	! #					
<b>AUDI - A1 Sportback (8XA, 8XF) 09/11→10/18</b>										
 <b>Bremssattel</b>										
1.0 TFSI	60	01/16→10/18	←	☐; +PR 1ZN	11.9541-9553.2	220563	ATE Ø 54 - Halter			
			←	☐; +PR 1ZC	11.9541-9553.2	220563	ATE Ø 54 - Halter			
			←	☐; +PR 1ZS	11.9541-9553.2	220563	ATE Ø 54 - Halter			
			←	☐; +PR 1ZN	11.9541-9554.2	220564	ATE Ø 54 - Halter			
			←	☐; +PR 1ZC	11.9541-9554.2	220564	ATE Ø 54 - Halter			
			←	☐; +PR 1ZS	11.9541-9554.2	220564	ATE Ø 54 - Halter			
			←	☐; +PR 1ZM	11.9541-9554.2	220564	ATE Ø 54 - Halter			
			→	☐; +PR 1KT	24.3387-1735.5	240657	TRW Ø 38 - Halter			
			→	☐; +PR 1KT	24.3387-1736.5	240658	TRW Ø 38 - Halter			
1.0 TFSI 1.4 TDI 1.6 TDI 1.8 TFSI	70 66 85 141	03/15→10/18 11/14→10/18 11/14→10/18 02/15→10/18	←	☐; +PR 1ZG	11.9541-9549.2	220575	ATE Ø 54 - Halter			
			←	☐; +PR 1ZG	11.9541-9550.2	220576	ATE Ø 54 - Halter			
			←	☐; +PR 1ZM	11.9541-9553.2	220563	ATE Ø 54 - Halter			
			←	☐; +PR 1ZN	11.9541-9553.2	220563	ATE Ø 54 - Halter			
			←	☐; +PR 1ZS	11.9541-9553.2	220563	ATE Ø 54 - Halter			
			←	☐; +PR 1ZC	11.9541-9553.2	220563	ATE Ø 54 - Halter			
			←	☐; +PR 1ZN	11.9541-9554.2	220564	ATE Ø 54 - Halter			
			←	☐; +PR 1ZS	11.9541-9554.2	220564	ATE Ø 54 - Halter			
			←	☐; +PR 1ZM	11.9541-9554.2	220564	ATE Ø 54 - Halter			
			←	☐; +PR 1ZC	11.9541-9554.2	220564	ATE Ø 54 - Halter			
			→	☐; +PR 1KT	24.3387-1735.5	240657	TRW Ø 38 - Halter			
			→	☐; +PR 1KT	24.3387-1736.5	240658	TRW Ø 38 - Halter			
			1.2 TFSI 1.4 TFSI 1.4 TFSI 1.4 TFSI 1.6 TDI 1.6 TDI 2.0 TDI 2.0 TDI	63 90 103 136 66 77 100 105	01/12→04/15 11/11→04/15 04/12→04/15 11/11→04/15 11/11→04/15 11/11→04/15 05/12→04/15 09/11→04/15	←	☐; +PR 1ZG	11.9541-9549.2	220575	ATE Ø 54 - Halter
←	☐; +PR 1ZG	11.9541-9550.2				220576	ATE Ø 54 - Halter			
←	☐; +PR 1ZS	11.9541-9553.2				220563	ATE Ø 54 - Halter			
←	☐; +PR 1ZM	11.9541-9553.2				220563	ATE Ø 54 - Halter			
←	☐; +PR 1ZN	11.9541-9553.2				220563	ATE Ø 54 - Halter			
←	☐; +PR 1LJ	11.9541-9553.2				220563	ATE Ø 54 - Halter			
←	☐; +PR 1ZC	11.9541-9553.2				220563	ATE Ø 54 - Halter			
←	☐; +PR 1ZC	11.9541-9554.2				220564	ATE Ø 54 - Halter			
←	☐; +PR 1LJ	11.9541-9554.2				220564	ATE Ø 54 - Halter			
←	☐; +PR 1ZS	11.9541-9554.2				220564	ATE Ø 54 - Halter			
←	☐; +PR 1ZM	11.9541-9554.2				220564	ATE Ø 54 - Halter			
←	☐; +PR 1ZN	11.9541-9554.2				220564	ATE Ø 54 - Halter			
→	☐; +PR 1KT	24.3387-1735.5				240657	TRW Ø 38 - Halter			
→	☐; +PR 1KT	24.3387-1736.5				240658	TRW Ø 38 - Halter			
1.4 TFSI	92	11/14→10/18				←	☐; +PR 1ZG	11.9541-9549.2	220575	ATE Ø 54 - Halter
						←	☐; +PR 1ZG	11.9541-9550.2	220576	ATE Ø 54 - Halter
						←	☐; +PR 1ZN	11.9541-9553.2	220563	ATE Ø 54 - Halter
			←	☐; +PR 1ZS	11.9541-9553.2	220563	ATE Ø 54 - Halter			
			←	☐; +PR 1ZM	11.9541-9553.2	220563	ATE Ø 54 - Halter			
			←	☐; +PR 1ZC	11.9541-9553.2	220563	ATE Ø 54 - Halter			
			←	☐; +PR 1ZM	11.9541-9554.2	220564	ATE Ø 54 - Halter			
			←	☐; +PR 1ZN	11.9541-9554.2	220564	ATE Ø 54 - Halter			
			←	☐; +PR 1ZS	11.9541-9554.2	220564	ATE Ø 54 - Halter			
			←	☐; +PR 1ZC	11.9541-9554.2	220564	ATE Ø 54 - Halter			
			→	☐; +PR 1KS,1KT	24.3387-1735.5	240657	TRW Ø 38 - Halter			
			→	☐; +PR 1KS,1KT	24.3387-1736.5	240658	TRW Ø 38 - Halter			
			1.4 TSI	110	11/14→10/18	←	☐; +PR 1ZG	11.9541-9549.2	220575	ATE Ø 54 - Halter
←	☐; +PR 1ZG	11.9541-9550.2				220576	ATE Ø 54 - Halter			
←	☐; +PR 1ZC	11.9541-9553.2				220563	ATE Ø 54 - Halter			
←	☐; +PR 1ZC	11.9541-9554.2				220564	ATE Ø 54 - Halter			
→	☐; +PR 1KT	24.3387-1735.5				240657	TRW Ø 38 - Halter			
↓										








	kw			 	! #		
<b>AUDI - A1 Sportback (8XA, 8XF) 09/11→10/18</b>							
<b>Bremssattel</b>							
1.4 TSI	110	11/14→10/18	➡	☐; +PR 1KT		24.3387-1736.5 240658	TRW Ø 38 - Halter
S1 quattro	170	03/14→10/18	←	☐; +PR 1ZM		11.9541-9553.2 220563	ATE Ø 54 - Halter
			←	☐; +PR 1ZN		11.9541-9553.2 220563	ATE Ø 54 - Halter
			←	☐; +PR 1ZS		11.9541-9553.2 220563	ATE Ø 54 - Halter
			←	☐; +PR 1ZC		11.9541-9553.2 220563	ATE Ø 54 - Halter
			←	☐; +PR 1ZM		11.9541-9554.2 220564	ATE Ø 54 - Halter
			←	☐; +PR 1ZN		11.9541-9554.2 220564	ATE Ø 54 - Halter
			←	☐; +PR 1ZS		11.9541-9554.2 220564	ATE Ø 54 - Halter
			←	☐; +PR 1ZC		11.9541-9554.2 220564	ATE Ø 54 - Halter
<b>Feder, Bremssattel</b>							
1.0 TFSI	60	01/16→10/18		+PR 1ZM	2	11.8116-0351.1 390538	ATE
1.0 TFSI	70	03/15→10/18		+PR 1ZN	2	11.8116-0351.1 390538	ATE
1.2 TFSI	63	01/12→04/15					
1.4 TDI	66	11/14→10/18	←	+PR 1ZS	2	11.8116-0351.1 390538	ATE
1.4 TFSI	90	11/11→04/15					
1.4 TFSI	92	11/14→10/18					
1.4 TFSI	103	04/12→04/15					
1.4 TFSI	136	11/11→04/15					
1.6 TDI	66	11/11→04/15					
1.6 TDI	77	11/11→04/15					
1.6 TDI	85	11/14→10/18					
1.8 TFSI	141	02/15→10/18					
2.0 TDI	100	05/12→04/15					
2.0 TDI	105	09/11→04/15					
S1 quattro	170	03/14→10/18					
<b>Führungshülzensatz, Bremssattel</b>							
1.0 TFSI	60	01/16→10/18	←	+PR 1ZM		11.0101-5407.2 260011	ATE
S1 quattro	170	03/14→10/18	←	+PR 1ZN		11.0101-5407.2 260011	ATE
			←	+PR 1ZS		11.0101-5407.2 260011	ATE
			←	+PR 1ZC		11.0101-5409.2 260035	ATE
1.0 TFSI	70	03/15→10/18	←	+PR 1ZM		11.0101-5407.2 260011	ATE
1.4 TDI	66	11/14→10/18	←	+PR 1ZN		11.0101-5407.2 260011	ATE
1.4 TFSI	92	11/14→10/18	←	+PR 1ZS		11.0101-5407.2 260011	ATE
1.6 TDI	85	11/14→10/18	←	+PR 1ZG		11.0101-5409.2 260035	ATE
1.8 TFSI	141	02/15→10/18	←	+PR 1ZC		11.0101-5409.2 260035	ATE
1.2 TFSI	63	01/12→04/15	←	+PR 1ZN		11.0101-5407.2 260011	ATE
1.4 TFSI	90	11/11→04/15	←	+PR 1LJ		11.0101-5407.2 260011	ATE
1.4 TFSI	103	04/12→04/15	←	+PR 1ZM		11.0101-5407.2 260011	ATE
1.4 TFSI	136	11/11→04/15	←	+PR 1ZS		11.0101-5407.2 260011	ATE
1.6 TDI	66	11/11→04/15	←	+PR 1ZG		11.0101-5409.2 260035	ATE
1.6 TDI	77	11/11→04/15	←	+PR 1ZC		11.0101-5409.2 260035	ATE
2.0 TDI	100	05/12→04/15	←	+PR 1ZG		11.0101-5409.2 260035	ATE
2.0 TDI	105	09/11→04/15	←	+PR 1ZC		11.0101-5409.2 260035	ATE
1.4 TSI	110	11/14→10/18	←	+PR 1ZG		11.0101-5409.2 260035	ATE
			←	+PR 1ZC		11.0101-5409.2 260035	ATE
<b>Führungsbolzen, Bremssattel</b>							
1.0 TFSI	60	01/16→10/18		+PR 1ZN		11.8171-0008.1 990049	ATE
S1 quattro	170	03/14→10/18		+PR 1ZM		11.8171-0008.1 990049	ATE
				+PR 1ZC		11.8171-0008.1 990049	ATE
				+PR 1ZS		11.8171-0008.1 990049	ATE
1.0 TFSI	70	03/15→10/18		+PR 1ZN		11.8171-0008.1 990049	ATE
1.4 TDI	66	11/14→10/18		+PR 1ZM		11.8171-0008.1 990049	ATE
1.4 TFSI	92	11/14→10/18		+PR 1ZS		11.8171-0008.1 990049	ATE
1.6 TDI	85	11/14→10/18		+PR 1ZG		11.8171-0008.1 990049	ATE
1.8 TFSI	141	02/15→10/18		+PR 1ZC		11.8171-0008.1 990049	ATE
1.2 TFSI	63	01/12→04/15		+PR 1ZS		11.8171-0008.1 990049	ATE
1.4 TFSI	90	11/11→04/15		+PR 1ZN		11.8171-0008.1 990049	ATE
1.4 TFSI	103	04/12→04/15		+PR 1ZM		11.8171-0008.1 990049	ATE
1.4 TFSI	136	11/11→04/15		+PR 1ZG		11.8171-0008.1 990049	ATE
1.6 TDI	66	11/11→04/15		+PR 1LJ		11.8171-0008.1 990049	ATE
1.6 TDI	77	11/11→04/15		+PR 1ZC		11.8171-0008.1 990049	ATE
2.0 TDI	100	05/12→04/15		+PR 1LJ		11.8171-0008.1 990049	ATE
2.0 TDI	105	09/11→04/15		+PR 1ZC		11.8171-0008.1 990049	ATE
↓							









	kw					! #		
<b>AUDI - A1 Sportback (8XA, 8XF) 09/11→10/18</b>								
<b>Führungsbolzen, Bremsattel</b>								
1.4 TSI	110	11/14→10/18		+PR 1ZC		11.8171-0008.1	990049	ATE
				+PR 1ZG		11.8171-0008.1	990049	ATE
<b> Bremsschlauch</b>								
1.0 TFSI	60	01/16→10/18	←	+PR 1ZM,1ZN,1ZS	2	24.5143-0553.3	331568	L= 553
1.0 TFSI	70	03/15→10/18						
1.4 TDI	66	11/14→10/18	→	☐ / am Bremsattel; +PR 1KT		24.1294-0014.3	331448	L= 205 mit Rohrleitung
1.4 TFSI	92	11/14→10/18	→	☐ / am Bremsattel; +PR 1KT		24.1294-0015.3	331449	L= 207 mit Rohrleitung
1.4 TSI	110	11/14→10/18	→					
1.6 TDI	85	11/14→10/18	→	+PR 1KT	2	83.7858-0140.3	330837	L= 140
1.8 TFSI	141	02/15→10/18						
1.2 TFSI	63	01/12→04/15	←	+PR 1ZM,1ZN,1ZS	2	24.5143-0553.3	331568	L= 553
1.4 TFSI	90	11/11→04/15						
1.4 TFSI	103	04/12→04/15	→	☐ / am Bremsattel; +PR 1KT		24.1294-0014.3	331448	L= 205 mit Rohrleitung
1.4 TFSI	136	11/11→04/15	→	☐ / am Bremsattel; +PR 1KT		24.1294-0015.3	331449	L= 207 mit Rohrleitung
1.6 TDI	66	11/11→04/15	→					
1.6 TDI	77	11/11→04/15	→	☐; +PR 1KS		83.7847-0254.3	331233	L= 255
2.0 TDI	100	05/12→04/15	→	☐; +PR 1KS		83.7847-0257.3	331234	L= 255
2.0 TDI	105	09/11→04/15	→	+PR 1KT	2	83.7858-0140.3	330837	L= 140
S1 quattro	170	03/14→10/18	←	+PR 1ZM,1ZN,1ZS	2	24.5143-0553.3	331568	L= 553
<b>AUDI - A2 (8Z0) 02/00→08/05</b>								
<b> Bremsattel</b>								
1.2 TDI	45	03/01→08/05	←	☐; → 07/05		11.9486-0009.2	220841	ATE Ø 48 - Halter
			←	☐; → 07/05		11.9486-0010.2	220842	ATE Ø 48 - Halter
1.4	55	02/00→08/05	←	☐; 06/00→ 07/05		11.9541-9549.2	220575	ATE Ø 54 - Halter
1.4 TDI	55	02/00→08/05	←	☐; 06/00→ 07/05		11.9541-9550.2	220576	ATE Ø 54 - Halter
1.4 TDI	66	11/03→08/05	←	☐; → 07/05		11.9541-9549.2	220575	ATE Ø 54 - Halter
1.6 FSI	81	05/02→08/05	←	☐; → 07/05		11.9541-9550.2	220576	ATE Ø 54 - Halter
			→	☐; → 07/05		24.3344-1709.5	240810	TRW Ø 34 - Halter
			→	☐; → 07/05		24.3344-1710.5	240811	TRW Ø 34 - Halter
<b>Führungshülzensatz, Bremsattel</b>								
1.2 TDI	45	03/01→08/05	←	→ 07/05		11.0101-5409.2	260035	ATE
1.4 TDI	66	11/03→08/05						
1.6 FSI	81	05/02→08/05						
1.4	55	02/00→08/05	←	06/00→ 07/05		11.0101-5409.2	260035	ATE
1.4 TDI	55	02/00→08/05						
<b>Führungsbolzen, Bremsattel</b>								
1.2 TDI	45	03/01→08/05		→ 07/05		11.8171-0008.1	990049	ATE
1.4	55	02/00→08/05	←	06/00→ 07/05		11.8171-0069.1	250152	ATE
1.4 TDI	55	02/00→08/05						
1.4 TDI	66	11/03→08/05	←	→ 07/05		11.8171-0069.1	250152	ATE
1.6 FSI	81	05/02→08/05						
<b> Bremsschlauch</b>								
1.2 TDI	45	03/01→08/05	←	→ 07/05	2	83.6243-0385.3	330632	L= 380
			→	→ 07/05	2	24.5242-0190.3	330675	L= 190
1.4	55	02/00→08/05	←	06/00→ 07/05	2	83.6238-0508.3	330631	L= 505
1.4 TDI	55	02/00→08/05	→	06/00→ 07/05	2	24.5242-0190.3	330675	L= 190
1.4 TDI	66	11/03→08/05	←	→ 07/05	2	83.6238-0508.3	330631	L= 505
1.6 FSI	81	05/02→08/05	→	→ 07/05	2	24.5242-0190.3	330675	L= 190
<b>AUDI - A3 (8L1) 09/96→09/06</b>								
<b> Bremsattel</b>								
1.6	74	09/96→05/03	←	☐; 8L-W-094815→; +PR 1LQ,1LR,1LS,1ZP		11.9541-9549.2	220575	ATE Ø 54 - Halter
1.6	75	08/00→05/03						
1.8	92	09/96→05/03	←	☐; → 8L-W-094814; +PR 1LQ,1LR,1LS		11.9541-9549.2	220575	ATE Ø 54 - Halter
1.8 T	110	12/96→05/03	←	☐; → 8L-W-094814; +PR 1LQ,1LR,1LS		11.9541-9550.2	220576	ATE Ø 54 - Halter
			←	☐; 8L-W-094815→; +PR 1LQ,1LR,1LS,1ZP		11.9541-9550.2	220576	ATE Ø 54 - Halter
			←	☐; +PR 1LE,1LN,1ZD		24.3541-8523.5	240551	ATE Ø 54 - Halter
			←	☐; +PR 1LE,1LN,1ZD		24.3541-8524.5	240552	ATE Ø 54 - Halter









	kw			 	! #		
<b>AUDI - A3 (8L1) 09/96→09/06</b>							
<b> Bremssattel</b>							
1.6	74	09/96→05/03	➡	☐; → 8L-X-200000; +PR 1KK	24.3384-1723.5	240842	TRW Ø 38 - Halter
1.6	75	08/00→05/03	➡	☐; → 8L-X-200000; +PR 1KK	24.3384-1724.5	240843	TRW Ø 38 - Halter
1.8	92	09/96→05/03	➡	☐; 8L-Y-000001→; +PR 1KK,1KV	24.3384-1729.5	240816	TRW Ø 38 - Halter
1.8 T	110	12/96→05/03	➡	☐; 8L-Y-000001→; +PR 1KK,1KV	24.3384-1730.5	240817	TRW Ø 38 - Halter
1.8 T	132	12/98→05/03	←	☐; +PR 1LQ,1LR,1LS,1ZP	11.9541-9549.2	220575	ATE Ø 54 - Halter
			←	☐; +PR 1LQ,1LR,1LS,1ZP	11.9541-9550.2	220576	ATE Ø 54 - Halter
			←	☐; +PR 1LE,1LN,1ZD	24.3541-8523.5	240551	ATE Ø 54 - Halter
			←	☐; +PR 1LE,1LN,1ZD	24.3541-8524.5	240552	ATE Ø 54 - Halter
			➡	☐; → 8L-X-200000; +PR 1KK	24.3384-1723.5	240842	TRW Ø 38 - Halter
			➡	☐; → 8L-X-200000; +PR 1KK	24.3384-1724.5	240843	TRW Ø 38 - Halter
			➡	☐; 8L-Y-000001→; +PR 1KK,1KV	24.3384-1729.5	240816	TRW Ø 38 - Halter
			➡	☐; 8L-Y-000001→; +PR 1KK,1KV	24.3384-1730.5	240817	TRW Ø 38 - Halter
1.8 T quattro	110	12/96→05/03	←	☐; 08/98→; +PR 1LQ,1LR,1LS,1ZP	11.9541-9549.2	220575	ATE Ø 54 - Halter
			←	☐; 08/98→; +PR 1LQ,1LR,1LS,1ZP	11.9541-9550.2	220576	ATE Ø 54 - Halter
			←	☐; 08/98→; +PR 1LE,1LN,1ZD	24.3541-8523.5	240551	ATE Ø 54 - Halter
			←	☐; 08/98→; +PR 1LE,1LN,1ZD	24.3541-8524.5	240552	ATE Ø 54 - Halter
			➡	☐; 08/98→; +PR 1KE	24.3414-1705.5	240832	TRW Ø 41 - Halter
1.8 T quattro	132	10/98→05/03	←	☐; +PR 1LQ,1LR,1LS,1ZP	11.9541-9549.2	220575	ATE Ø 54 - Halter
			←	☐; +PR 1LQ,1LR,1LS,1ZP	11.9541-9550.2	220576	ATE Ø 54 - Halter
			←	☐; +PR 1LE,1LN,1ZD	24.3541-8523.5	240551	ATE Ø 54 - Halter
			←	☐; +PR 1LE,1LN,1ZD	24.3541-8524.5	240552	ATE Ø 54 - Halter
			➡	☐; +PR 1KE	24.3414-1705.5	240832	TRW Ø 41 - Halter
1.9 TDI 1.9 TDI	66 81	09/96→07/01 08/97→07/01	←	☐; → 8L-W-094814; +PR 1LQ,1LR,1LS	11.9541-9549.2	220575	ATE Ø 54 - Halter
			←	☐; 8L-W-094815→; → 06/01; +PR 1LQ,1LR,1LS,1ZP	11.9541-9549.2	220575	ATE Ø 54 - Halter
			←	☐; → 8L-W-094814; +PR 1LQ,1LR,1LS	11.9541-9550.2	220576	ATE Ø 54 - Halter
			←	☐; 8L-W-094815→; → 06/01; +PR 1LQ,1LR,1LS,1ZP	11.9541-9550.2	220576	ATE Ø 54 - Halter
			←	☐; → 06/01; +PR 1LE,1LN,1ZD	24.3541-8523.5	240551	ATE Ø 54 - Halter
			←	☐; → 06/01; +PR 1LE,1LN,1ZD	24.3541-8524.5	240552	ATE Ø 54 - Halter
			➡	☐; → 8L-X-200000; +PR 1KK	24.3384-1723.5	240842	TRW Ø 38 - Halter
			➡	☐; → 8L-X-200000; +PR 1KK	24.3384-1724.5	240843	TRW Ø 38 - Halter
			➡	☐; 8L-Y-000001→; → 06/01; +PR 1KK,1KV	24.3384-1729.5	240816	TRW Ø 38 - Halter
➡	☐; 8L-Y-000001→; → 06/01; +PR 1KK,1KV	24.3384-1730.5	240817	TRW Ø 38 - Halter			
1.9 TDI	74	10/00→05/03	←	☐; +PR 1LQ,1LR,1LS,1ZP	11.9541-9549.2	220575	ATE Ø 54 - Halter
			←	☐; +PR 1LQ,1LR,1LS,1ZP	11.9541-9550.2	220576	ATE Ø 54 - Halter
			←	☐; +PR 1LE,1LN,1ZD	24.3541-8523.5	240551	ATE Ø 54 - Halter
			←	☐; +PR 1LE,1LN,1ZD	24.3541-8524.5	240552	ATE Ø 54 - Halter
			➡	☐; +PR 1KK,1KV	24.3384-1729.5	240816	TRW Ø 38 - Halter
			➡	☐; +PR 1KK,1KV	24.3384-1730.5	240817	TRW Ø 38 - Halter
1.9 TDI	96	08/00→05/03	←	☐; 09/00→; +PR 1LQ,1LR,1LS,1ZP	11.9541-9549.2	220575	ATE Ø 54 - Halter
			←	☐; 09/00→; +PR 1LQ,1LR,1LS,1ZP	11.9541-9550.2	220576	ATE Ø 54 - Halter
			←	☐; 09/00→; +PR 1LE,1LN,1ZD	24.3541-8523.5	240551	ATE Ø 54 - Halter
			←	☐; 09/00→; +PR 1LE,1LN,1ZD	24.3541-8524.5	240552	ATE Ø 54 - Halter
			➡	☐; 09/00→; +PR 1KK,1KV	24.3384-1729.5	240816	TRW Ø 38 - Halter
			➡	☐; 09/00→; +PR 1KK,1KV	24.3384-1730.5	240817	TRW Ø 38 - Halter
1.9 TDI quattro	96	08/00→05/03	←	☐; 09/00→; +PR 1LQ,1LR,1LS,1ZP	11.9541-9549.2	220575	ATE Ø 54 - Halter
			←	☐; 09/00→; +PR 1LQ,1LR,1LS,1ZP	11.9541-9550.2	220576	ATE Ø 54 - Halter
			←	☐; 09/00→; +PR 1LE,1LN,1ZD	24.3541-8523.5	240551	ATE Ø 54 - Halter
			←	☐; 09/00→; +PR 1LE,1LN,1ZD	24.3541-8524.5	240552	ATE Ø 54 - Halter
			➡	☐; 09/00→; +PR 1KE	24.3414-1705.5	240832	TRW Ø 41 - Halter
S3 quattro S3 quattro	154 165	03/99→04/02 10/01→05/03	←	☐; +PR 1LQ,1LR,1LS,1ZP	11.9541-9549.2	220575	ATE Ø 54 - Halter
			←	☐; +PR 1LQ,1LR,1LS,1ZP	11.9541-9550.2	220576	ATE Ø 54 - Halter










	kw			 	! #			
<b>AUDI - A3 (8L1) 09/96→09/06</b>								
<b>Bremssattel</b>								
S3 quattro	154	03/99→04/02	←	☐; +PR 1LT		11.9541-9595.2	220501	ATE Ø 54 - Halter
S3 quattro	165	10/01→05/03	←	☐; +PR 1LT		11.9541-9596.2	220502	ATE Ø 54 - Halter
			←	☐; +PR 1LE,1LN,1ZD		24.3541-8523.5	240551	ATE Ø 54 - Halter
			←	☐; +PR 1LE,1LN,1ZD		24.3541-8524.5	240552	ATE Ø 54 - Halter
			→	☐; +PR 1KF		24.3384-1745.5	240848	TRW Ø 38 - Halter
			→	☐; +PR 1KF		24.3384-1746.5	240849	TRW Ø 38 - Halter
<b>Halter, Bremssattel</b>								
1.6	74	09/96→05/03	←	+PR 1LE,1LN,1ZD	2	11.8170-0306.1	260102	ATE
1.6	75	08/00→05/03						
1.8	92	09/96→05/03						
1.8 T	110	12/96→05/03						
1.8 T	132	12/98→05/03						
1.8 T quattro	132	10/98→05/03						
1.9 TDI	74	10/00→05/03						
1.8 T quattro	110	12/96→05/03	←	08/98→; +PR 1LE,1LN,1ZD	2	11.8170-0306.1	260102	ATE
1.9 TDI	66	09/96→07/01	←	→ 06/01; +PR 1LE,1LN,1ZD	2	11.8170-0306.1	260102	ATE
1.9 TDI	81	08/97→07/01						
1.9 TDI	96	08/00→05/03	←	09/00→; +PR 1LE,1LN,1ZD	2	11.8170-0306.1	260102	ATE
1.9 TDI quattro	96	08/00→05/03						
S3 quattro	154	03/99→04/02	←	+PR 1LT	2	11.0230-0451.1	260130	ATE
S3 quattro	165	10/01→05/03	←	+PR 1LE,1LN,1ZD	2	11.8170-0306.1	260102	ATE
<b>Feder, Bremssattel</b>								
1.6	74	09/96→05/03		+PR 1LE,1LN,1ZD	2	11.8116-0143.1	390513	ATE
1.6	75	08/00→05/03						
1.8	92	09/96→05/03						
1.8 T	110	12/96→05/03						
1.8 T	132	12/98→05/03						
1.8 T quattro	132	10/98→05/03						
1.9 TDI	74	10/00→05/03						
1.8 T quattro	110	12/96→05/03		08/98→; +PR 1LE,1LN,1ZD	2	11.8116-0143.1	390513	ATE
1.9 TDI	66	09/96→07/01		→ 06/01; +PR 1LE,1LN,1ZD	2	11.8116-0143.1	390513	ATE
1.9 TDI	81	08/97→07/01						
1.9 TDI	96	08/00→05/03		09/00→; +PR 1LE,1LN,1ZD	2	11.8116-0143.1	390513	ATE
1.9 TDI quattro	96	08/00→05/03						
S3 quattro	154	03/99→04/02		+PR 1LE,1LN,1ZD	2	11.8116-0143.1	390513	ATE
S3 quattro	165	10/01→05/03	←	+PR 1LT	2	11.8116-0143.1	390513	ATE
<b>Führungshülzensatz, Bremssattel</b>								
1.6	74	09/96→05/03	←	→ 8L-W-094814; +PR 1LQ,1LR,1LS		11.0101-5409.2	260035	ATE
1.6	75	08/00→05/03	←	+PR 1LE,1LN,1ZD		11.0101-5409.2	260035	ATE
1.8	92	09/96→05/03	←	8L-W-094815→; +PR 1LQ,1LR,1LS,1ZP		11.0101-5409.2	260035	ATE
1.8 T	110	12/96→05/03	←	+PR 1LE,1LN,1ZD		11.0101-5409.2	260035	ATE
1.8 T	132	12/98→05/03	←	+PR 1LE,1LN,1ZD		11.0101-5409.2	260035	ATE
1.8 T quattro	132	10/98→05/03	←	+PR 1LQ,1LR,1LS,1ZP		11.0101-5409.2	260035	ATE
1.9 TDI	74	10/00→05/03	←	+PR 1LQ,1LR,1LS,1ZP		11.0101-5409.2	260035	ATE
1.8 T quattro	110	12/96→05/03	←	08/98→; +PR 1LQ,1LR,1LS,1ZP		11.0101-5409.2	260035	ATE
			←	08/98→; +PR 1LE,1LN,1ZD		11.0101-5409.2	260035	ATE
1.9 TDI	66	09/96→07/01	←	→ 8L-W-094814; +PR 1LQ,1LR,1LS		11.0101-5409.2	260035	ATE
1.9 TDI	81	08/97→07/01	←	→ 06/01; +PR 1LE,1LN,1ZD		11.0101-5409.2	260035	ATE
			←	8L-W-094815→; → 06/01; +PR 1LQ,1LR,1LS,1ZP		11.0101-5409.2	260035	ATE
1.9 TDI	96	08/00→05/03	←	09/00→; +PR 1LQ,1LR,1LS,1ZP		11.0101-5409.2	260035	ATE
1.9 TDI quattro	96	08/00→05/03	←	09/00→; +PR 1LE,1LN,1ZD		11.0101-5409.2	260035	ATE
S3 quattro	154	03/99→04/02	←	+PR 1LE,1LN,1ZD		11.0101-5409.2	260035	ATE
S3 quattro	165	10/01→05/03	←	+PR 1LQ,1LR,1LS,1ZP		11.0101-5409.2	260035	ATE
			←	+PR 1LT		11.0101-5409.2	260035	ATE
<b>Führungsbolzen, Bremssattel</b>								
1.6	74	09/96→05/03		8L-W-094815→; +PR 1LQ,1LR,1LS,1ZP		11.8171-0008.1	990049	ATE
1.6	75	08/00→05/03		+PR 1LE,1LN,1ZD		11.8171-0008.1	990049	ATE
1.8	92	09/96→05/03						
1.8 T	110	12/96→05/03		→ 8L-W-094814; +PR 1LQ,1LR,1LS		11.8171-0008.1	990049	ATE
1.8 T	132	12/98→05/03		+PR 1LE,1LN,1ZD		11.8171-0008.1	990049	ATE
1.8 T quattro	132	10/98→05/03		+PR 1LQ,1LR,1LS,1ZP		11.8171-0008.1	990049	ATE
1.9 TDI	74	10/00→05/03						
1.8 T quattro	110	12/96→05/03		08/98→; +PR 1LE,1LN,1ZD		11.8171-0008.1	990049	ATE
↓								








	kW			 	! #		
<b>AUDI - A3 (8L1) 09/96→09/06</b>							
<b>Führungsbolzen, Bremsattel</b>							
1.8 T quattro	110	12/96→05/03		08/98→; +PR 1LQ,1LR,1LS,1ZP		11.8171-0008.1 990049	ATE
1.9 TDI	66	09/96→07/01		→ 06/01; +PR 1LE,1LN,1ZD		11.8171-0008.1 990049	ATE
1.9 TDI	81	08/97→07/01		8L-W-094815→; → 06/01; +PR 1LQ,1LR,1LS,1ZP		11.8171-0008.1 990049	ATE
				→ 8L-W-094814; +PR 1LQ,1LR,1LS		11.8171-0008.1 990049	ATE
1.9 TDI	96	08/00→05/03		09/00→; +PR 1LQ,1LR,1LS,1ZP		11.8171-0008.1 990049	ATE
1.9 TDI quattro	96	08/00→05/03		09/00→; +PR 1LE,1LN,1ZD		11.8171-0008.1 990049	ATE
S3 quattro	154	03/99→04/02		+PR 1LE,1LN,1ZD		11.8171-0008.1 990049	ATE
S3 quattro	165	10/01→05/03		+PR 1LT		11.8171-0008.1 990049	ATE
				+PR 1LQ,1LR,1LS,1ZP		11.8171-0008.1 990049	ATE
<b>Dichtungssatz, Bremsattel</b>							
1.6	74	09/96→05/03	←	→ 8L-W-094814; +PR 1LQ,1LR,1LS		11.0441-5409.2 250031	ATE
1.6	75	08/00→05/03	←	+PR 1LE,1LN,1ZD		11.0441-5409.2 250031	ATE
1.8	92	09/96→05/03	←			11.0441-5409.2 250031	ATE
1.8 T	110	12/96→05/03	←			11.0441-5409.2 250031	ATE
1.8 T	132	12/98→05/03	←	+PR 1LE,1LN,1ZD		11.0441-5409.2 250031	ATE
1.8 T quattro	132	10/98→05/03	←			11.0441-5409.2 250031	ATE
1.9 TDI	74	10/00→05/03	←			11.0441-5409.2 250031	ATE
1.8 T quattro	110	12/96→05/03	←	08/98→; +PR 1LE,1LN,1ZD		11.0441-5409.2 250031	ATE
1.9 TDI	66	09/96→07/01	←	→ 8L-W-094814; +PR 1LQ,1LR,1LS		11.0441-5409.2 250031	ATE
1.9 TDI	81	08/97→07/01	←	→ 06/01; +PR 1LE,1LN,1ZD		11.0441-5409.2 250031	ATE
1.9 TDI	96	08/00→05/03	←	09/00→; +PR 1LE,1LN,1ZD		11.0441-5409.2 250031	ATE
1.9 TDI quattro	96	08/00→05/03	←			11.0441-5409.2 250031	ATE
S3 quattro	154	03/99→04/02	←	+PR 1LE,1LN,1ZD		11.0441-5409.2 250031	ATE
S3 quattro	165	10/01→05/03	←	+PR 1LT		11.0441-5409.2 250031	ATE
<b>Bremsschlauch</b>							
1.6	74	09/96→05/03	←		2	24.5143-0439.3 331411	L= 439
1.6	75	08/00→05/03	←			24.1253-0010.3 331066	L= 233 mit Rohrleitung
1.8	92	09/96→05/03	→	☐ / am Bremsattel		24.1253-0020.3 331067	L= 233 mit Rohrleitung
1.8 T	110	12/96→05/03	→	☐ / am Bremsattel		24.1253-0020.3 331067	L= 233 mit Rohrleitung
1.8 T	132	12/98→05/03	→		2	83.7858-0140.3 330837	L= 140
1.9 TDI	74	10/00→05/03	→		2	83.7858-0140.3 330837	L= 140
1.8 T quattro	110	12/96→05/03	←	08/98→	2	24.5143-0569.3 331398	L= 569
			→	08/98→	2	83.7858-0140.3 330837	L= 140
1.8 T quattro	132	10/98→05/03	←		2	24.5143-0569.3 331398	L= 569
			→		2	83.7858-0140.3 330837	L= 140
1.9 TDI	66	09/96→07/01	←	→ 06/01	2	24.5143-0439.3 331411	L= 439
1.9 TDI	81	08/97→07/01	→	☐ / am Bremsattel; → 06/01		24.1253-0010.3 331066	L= 233 mit Rohrleitung
			→	☐ / am Bremsattel; → 06/01		24.1253-0020.3 331067	L= 233 mit Rohrleitung
			→	→ 06/01	2	83.7858-0140.3 330837	L= 140
1.9 TDI	96	08/00→05/03	←	09/00→	2	24.5143-0439.3 331411	L= 439
			→	☐ / am Bremsattel; 09/00→		24.1253-0010.3 331066	L= 233 mit Rohrleitung
			→	☐ / am Bremsattel; 09/00→		24.1253-0020.3 331067	L= 233 mit Rohrleitung
			→	09/00→	2	83.7858-0140.3 330837	L= 140
1.9 TDI quattro	96	08/00→05/03	←	09/00→	2	24.5143-0569.3 331398	L= 569
			→	09/00→	2	83.7858-0140.3 330837	L= 140
S3 quattro	154	03/99→04/02	←	→ 08/00	2	24.5143-0569.3 331398	L= 569
			←	09/00→	2	83.6252-0560.3 330557	L= 560
			→		2	83.7858-0140.3 330837	L= 140
S3 quattro	165	10/01→05/03	←		2	83.6252-0560.3 330557	L= 560
			→		2	83.7858-0140.3 330837	L= 140
<b>AUDI - A3 (8P1) 05/03→12/13</b>							
<b>Bremsattel</b>							
1.2 TSI	77	04/10→08/12	←	☐; +PR 1ZF,1ZM		11.9541-9549.2 220575	ATE Ø 54 - Halter
1.6 TDI	77	05/09→08/12	←	☐; +PR 1ZF,1ZM		11.9541-9550.2 220576	ATE Ø 54 - Halter
			←	☐; +PR 1ZD,1LJ,1ZA		11.9541-9553.2 220563	ATE Ø 54 - Halter
			←	☐; +PR 1ZE,1ZP		11.9541-9553.2 220563	ATE Ø 54 - Halter
			←	☐; +PR 1ZD,1LJ,1ZA		11.9541-9554.2 220564	ATE Ø 54 - Halter








	kw			 	! #				
<b>AUDI - A3 (8P1) 05/03→12/13</b>									
 <b>Bremssattel</b>									
1.2 TSI 1.6 TDI	77	04/10→08/12	←	☐; +PR 1ZE,1ZP		11.9541-9554.2 220564	ATE Ø 54 - Halter		
	77	05/09→08/12	←	☐; +PR 1LK		24.3576-9995.5 240962	ATE Ø 57 - Halter		
			←	☐; +PR 1LK		24.3576-9996.5 240963	ATE Ø 57 - Halter		
			→	☐; +PR 1KQ,1KD		24.3384-1755.5 240886	TRW Ø 38 - Halter		
			→	☐; +PR 1KQ,1KD		24.3384-1756.5 240887	TRW Ø 38 - Halter		
			→	☐; +PR 1KZ		24.3387-1717.5 240872	TRW Ø 38 - Halter		
						24.3387-1717.7 220757	TRW Ø 38 - Halter		
			→	☐; +PR 1KZ		24.3387-1718.5 240873	TRW Ø 38 - Halter		
			→	☐; +PR 1KE		24.3414-1709.5 240834	TRW Ø 41 - Halter		
			→	☐; +PR 1KE		24.3414-1710.5 240835	TRW Ø 41 - Halter		
1.4 TFSI	92	09/07→08/12	←	☐; +PR 1ZF,1ZM		11.9541-9549.2 220575	ATE Ø 54 - Halter		
			←	☐; +PR 1ZF,1ZM		11.9541-9550.2 220576	ATE Ø 54 - Halter		
			←	☐; +PR 1ZE,1ZP		11.9541-9553.2 220563	ATE Ø 54 - Halter		
			←	☐; +PR 1ZD,1LJ,1ZA		11.9541-9553.2 220563	ATE Ø 54 - Halter		
			←	☐; +PR 1ZD,1LJ,1ZA		11.9541-9554.2 220564	ATE Ø 54 - Halter		
			←	☐; +PR 1ZE,1ZP		11.9541-9554.2 220564	ATE Ø 54 - Halter		
			←	☐; +PR 1LK		24.3576-9995.5 240962	ATE Ø 57 - Halter		
			←	☐; +PR 1LK		24.3576-9996.5 240963	ATE Ø 57 - Halter		
			→	☐; +PR 1KQ,1KD		24.3384-1755.5 240886	TRW Ø 38 - Halter		
			→	☐; +PR 1KQ,1KD		24.3384-1756.5 240887	TRW Ø 38 - Halter		
			→	☐; +PR 1KZ		24.3387-1717.5 240872	TRW Ø 38 - Halter		
								24.3387-1717.7 220757	TRW Ø 38 - Halter
			→	☐; +PR 1KZ		24.3387-1718.5 240873	TRW Ø 38 - Halter		
			→	☐; +PR 1KE		24.3414-1709.5 240834	TRW Ø 41 - Halter		
			→	☐; +PR 1KE		24.3414-1710.5 240835	TRW Ø 41 - Halter		
1.6 1.6 E-Power 1.6 FSI 2.0 FSI 2.0 TDI 2.0 TDI 2.0 TDI 2.0 TDI 16V 2.0 TFSI	75	05/03→08/12	←	☐; +PR 1ZF,1ZM		11.9541-9549.2 220575	ATE Ø 54 - Halter		
	75	01/11→08/12	←	☐; +PR 1ZF,1ZM		11.9541-9550.2 220576	ATE Ø 54 - Halter		
	85	08/03→09/07	←	☐; +PR 1ZF,1ZM		11.9541-9550.2 220576	ATE Ø 54 - Halter		
	110	05/03→06/08	←	☐; +PR 1ZE,1ZP		11.9541-9553.2 220563	ATE Ø 54 - Halter		
	100	05/03→08/12	←	☐; +PR 1ZE,1ZP		11.9541-9553.2 220563	ATE Ø 54 - Halter		
	103	06/05→06/08	←	☐; +PR 1ZD,1LJ,1ZA		11.9541-9553.2 220563	ATE Ø 54 - Halter		
	125	03/06→08/12	←	☐; +PR 1ZD,1LJ,1ZA		11.9541-9553.2 220563	ATE Ø 54 - Halter		
	103	05/03→08/12	←	☐; +PR 1ZE,1ZP		11.9541-9554.2 220564	ATE Ø 54 - Halter		
	147	09/04→08/12	←	☐; +PR 1ZD,1LJ,1ZA		11.9541-9554.2 220564	ATE Ø 54 - Halter		
				←	☐; +PR 1LK		24.3576-9995.5 240962	ATE Ø 57 - Halter	
				←	☐; +PR 1LK		24.3576-9996.5 240963	ATE Ø 57 - Halter	
				→	☐; +PR 1KQ,1KD		24.3384-1755.5 240886	TRW Ø 38 - Halter	
				→	☐; +PR 1KQ,1KD		24.3384-1756.5 240887	TRW Ø 38 - Halter	
				→	☐; +PR 1KZ		24.3387-1717.5 240872	TRW Ø 38 - Halter	
							24.3387-1717.7 220757	TRW Ø 38 - Halter	
				→	☐; +PR 1KZ		24.3387-1718.5 240873	TRW Ø 38 - Halter	
				→	☐; +PR 1KE		24.3414-1709.5 240834	TRW Ø 41 - Halter	
			→	☐; +PR 1KE		24.3414-1710.5 240835	TRW Ø 41 - Halter		
1.6 TDI	66	05/09→08/12	←	☐; +PR 1ZF,1ZM		11.9541-9549.2 220575	ATE Ø 54 - Halter		
			←	☐; +PR 1ZF,1ZM		11.9541-9550.2 220576	ATE Ø 54 - Halter		
			←	☐; +PR 1ZD,1LJ,1ZA		11.9541-9553.2 220563	ATE Ø 54 - Halter		
			←	☐; +PR 1ZE,1ZP		11.9541-9553.2 220563	ATE Ø 54 - Halter		
			←	☐; +PR 1ZD,1LJ,1ZA		11.9541-9554.2 220564	ATE Ø 54 - Halter		
			←	☐; +PR 1ZE,1ZP		11.9541-9554.2 220564	ATE Ø 54 - Halter		
			←	☐; +PR 1LK		24.3576-9995.5 240962	ATE Ø 57 - Halter		
			←	☐; +PR 1LK		24.3576-9996.5 240963	ATE Ø 57 - Halter		
			→	☐; +PR 1KQ, 1KD		24.3384-1755.5 240886	TRW Ø 38 - Halter		
			→	☐; +PR 1KQ, 1KD		24.3384-1756.5 240887	TRW Ø 38 - Halter		
			→	☐; +PR 1KZ		24.3387-1717.5 240872	TRW Ø 38 - Halter		
								24.3387-1717.7 220757	TRW Ø 38 - Halter
			→	☐; +PR 1KZ		24.3387-1718.5 240873	TRW Ø 38 - Halter		
→	☐; +PR 1KE		24.3414-1709.5 240834	TRW Ø 41 - Halter					








	kw			 	! #			
<b>AUDI - A3 (8P1) 05/03→12/13</b>								
 <b>Bremssattel</b>								
1.6 TDI	66	05/09→08/12	➔	☐; +PR 1KE		24.3414-1710.5 240835	TRW Ø 41 - Halter	
1.8 T 1.8 TFSI	110 118	08/06→08/12 11/06→08/12	←	☐; 01/07→; +PR 1ZF;1ZM		11.9541-9549.2 220575	ATE Ø 54 - Halter	
			←	☐; 01/07→; +PR 1ZF;1ZM		11.9541-9550.2 220576	ATE Ø 54 - Halter	
			←	☐; 01/07→; +PR 1ZD,1LJ,1ZA		11.9541-9553.2 220563	ATE Ø 54 - Halter	
			←	☐; 01/07→; +PR 1ZE;1ZP		11.9541-9553.2 220563	ATE Ø 54 - Halter	
			←	☐; 01/07→; +PR 1ZE;1ZP		11.9541-9554.2 220564	ATE Ø 54 - Halter	
			←	☐; 01/07→; +PR 1ZD,1LJ,1ZA		11.9541-9554.2 220564	ATE Ø 54 - Halter	
			←	☐; 01/07→; +PR 1LK		24.3576-9995.5 240962	ATE Ø 57 - Halter	
			←	☐; 01/07→; +PR 1LK		24.3576-9996.5 240963	ATE Ø 57 - Halter	
			➔	☐; 01/07→; +PR 1KQ;1KD		24.3384-1755.5 240886	TRW Ø 38 - Halter	
			➔	☐; 01/07→; +PR 1KQ;1KD		24.3384-1756.5 240887	TRW Ø 38 - Halter	
			➔	☐; 01/07→; +PR 1KZ		24.3387-1717.5 240872	TRW Ø 38 - Halter	
							24.3387-1717.7 220757	TRW Ø 38 - Halter
							24.3387-1718.5 240873	TRW Ø 38 - Halter
							24.3414-1709.5 240834	TRW Ø 41 - Halter
				24.3414-1710.5 240835	TRW Ø 41 - Halter			
1.8 TFSI quattro 3.2 V6 quattro	118 184	07/08→08/12 07/03→05/09	←	☐; +PR 1ZF;1ZM		11.9541-9549.2 220575	ATE Ø 54 - Halter	
			←	☐; +PR 1ZF;1ZM		11.9541-9550.2 220576	ATE Ø 54 - Halter	
			←	☐; +PR 1ZE;1ZP		11.9541-9553.2 220563	ATE Ø 54 - Halter	
			←	☐; +PR 1ZD,1LJ,1ZA		11.9541-9553.2 220563	ATE Ø 54 - Halter	
			←	☐; +PR 1ZE;1ZP		11.9541-9554.2 220564	ATE Ø 54 - Halter	
			←	☐; +PR 1ZD,1LJ,1ZA		11.9541-9554.2 220564	ATE Ø 54 - Halter	
			←	☐; +PR 1LK		24.3576-9995.5 240962	ATE Ø 57 - Halter	
			←	☐; +PR 1LK		24.3576-9996.5 240963	ATE Ø 57 - Halter	
			➔	☐; +PR 1KJ		24.3414-1709.5 240834	TRW Ø 41 - Halter	
			➔	☐; +PR 1KJ		24.3414-1710.5 240835	TRW Ø 41 - Halter	
1.9 TDI	77	05/03→05/10	←	☐; 06/03→; +PR 1ZF;1ZM		11.9541-9549.2 220575	ATE Ø 54 - Halter	
			←	☐; 06/03→; +PR 1ZF;1ZM		11.9541-9550.2 220576	ATE Ø 54 - Halter	
			←	☐; 06/03→; +PR 1ZE;1ZP		11.9541-9553.2 220563	ATE Ø 54 - Halter	
			←	☐; 06/03→; +PR 1ZD,1LJ,1ZA		11.9541-9553.2 220563	ATE Ø 54 - Halter	
			←	☐; 06/03→; +PR 1ZD,1LJ,1ZA		11.9541-9554.2 220564	ATE Ø 54 - Halter	
			←	☐; 06/03→; +PR 1ZE;1ZP		11.9541-9554.2 220564	ATE Ø 54 - Halter	
			←	☐; 06/03→; +PR 1LK		24.3576-9995.5 240962	ATE Ø 57 - Halter	
			←	☐; 06/03→; +PR 1LK		24.3576-9996.5 240963	ATE Ø 57 - Halter	
			➔	☐; 06/03→; +PR 1KQ,1KD		24.3384-1755.5 240886	TRW Ø 38 - Halter	
			➔	☐; 06/03→; +PR 1KQ,1KD		24.3384-1756.5 240887	TRW Ø 38 - Halter	
			➔	☐; 06/03→; +PR 1KZ		24.3387-1717.5 240872	TRW Ø 38 - Halter	
							24.3387-1717.7 220757	TRW Ø 38 - Halter
							24.3387-1718.5 240873	TRW Ø 38 - Halter
							24.3414-1709.5 240834	TRW Ø 41 - Halter
				24.3414-1710.5 240835	TRW Ø 41 - Halter			
2.0 TDI	120	06/06→06/08	←	☐; +PR 1ZF;1ZM		11.9541-9549.2 220575	ATE Ø 54 - Halter	
			←	☐; +PR 1ZF;1ZM		11.9541-9550.2 220576	ATE Ø 54 - Halter	
			←	☐; +PR 1ZE; 1ZP		11.9541-9553.2 220563	ATE Ø 54 - Halter	
			←	☐; +PR 1ZD,1LJ,1ZA		11.9541-9553.2 220563	ATE Ø 54 - Halter	
			←	☐; +PR 1ZE; 1ZP		11.9541-9554.2 220564	ATE Ø 54 - Halter	
			←	☐; +PR 1ZD,1LJ,1ZA		11.9541-9554.2 220564	ATE Ø 54 - Halter	
			←	☐; +PR 1LK		24.3576-9995.5 240962	ATE Ø 57 - Halter	
			←	☐; +PR 1LK		24.3576-9996.5 240963	ATE Ø 57 - Halter	
			➔	☐; +PR 1KQ, 1KD		24.3384-1755.5 240886	TRW Ø 38 - Halter	
			➔	☐; +PR 1KQ, 1KD		24.3384-1756.5 240887	TRW Ø 38 - Halter	
			➔	☐; +PR 1KZ		24.3387-1717.5 240872	TRW Ø 38 - Halter	
							24.3387-1717.7 220757	TRW Ø 38 - Halter
			↓					











	kw			 	! #			
<b>AUDI - A3 (8P1) 05/03→12/13</b>								
<b>Bremssattel</b>								
2.0 TDI	120	06/06→06/08	➔	☐; +PR 1KZ	24.3387-1718.5	240873	TRW Ø 38 - Halter	
			➔	☐; +PR 1KF;1KJ;1KU	24.3414-1709.5	240834	TRW Ø 41 - Halter	
			➔	☐; +PR 1KE	24.3414-1709.5	240834	TRW Ø 41 - Halter	
			➔	☐; +PR 1KF;1KJ;1KU	24.3414-1710.5	240835	TRW Ø 41 - Halter	
			➔	☐; +PR 1KE	24.3414-1710.5	240835	TRW Ø 41 - Halter	
2.0 TDI 16V quattro	103	08/04→08/12	➔	☐; +PR 1ZF;1ZM	11.9541-9549.2	220575	ATE Ø 54 - Halter	
2.0 TDI quattro	100	05/03→06/08	➔	☐; +PR 1ZF;1ZM	11.9541-9550.2	220576	ATE Ø 54 - Halter	
2.0 TDI quattro	103	01/06→06/08	➔	☐; +PR 1ZE;1ZP	11.9541-9553.2	220563	ATE Ø 54 - Halter	
2.0 TDI quattro	125	03/06→08/12	➔	☐; +PR 1ZE;1ZP	11.9541-9553.2	220563	ATE Ø 54 - Halter	
2.0 TFSI quattro	147	09/04→08/12	➔	☐; +PR 1ZD,1LJ,1ZA	11.9541-9553.2	220563	ATE Ø 54 - Halter	
			➔	☐; +PR 1ZD,1LJ,1ZA	11.9541-9554.2	220564	ATE Ø 54 - Halter	
			➔	☐; +PR 1ZE;1ZP	11.9541-9554.2	220564	ATE Ø 54 - Halter	
			➔	☐; +PR 1LK	24.3576-9995.5	240962	ATE Ø 57 - Halter	
			➔	☐; +PR 1LK	24.3576-9996.5	240963	ATE Ø 57 - Halter	
			➔	☐; +PR 1KF;1KJ;1KU	24.3414-1709.5	240834	TRW Ø 41 - Halter	
			➔	☐; +PR 1KF;1KJ;1KU	24.3414-1710.5	240835	TRW Ø 41 - Halter	
<b>Halter, Bremssattel</b>								
1.2 TSI	77	04/10→08/12	➔	+PR 1ZD,1LJ,1ZA	2	11.0230-0131.1	260129	ATE
1.4 TFSI	92	09/07→08/12	➔	+PR 1LK		11.0230-0663.1	260131	ATE
1.6	75	05/03→08/12						
1.6 E-Power	75	01/11→08/12						
1.6 FSI	85	08/03→09/07						
1.6 TDI	66	05/09→08/12						
1.6 TDI	77	05/09→08/12						
1.8 TFSI quattro	118	07/08→08/12						
2.0 FSI	110	05/03→06/08						
2.0 TDI	100	05/03→08/12						
2.0 TDI	103	06/05→06/08						
2.0 TDI	120	06/06→06/08						
2.0 TDI	125	03/06→08/12						
2.0 TDI 16V	103	05/03→08/12						
2.0 TDI 16V quattro	103	08/04→08/12						
2.0 TDI quattro	100	05/03→06/08						
2.0 TDI quattro	103	01/06→06/08						
2.0 TDI quattro	125	03/06→08/12						
2.0 TFSI	147	09/04→08/12						
2.0 TFSI quattro	147	09/04→08/12						
3.2 V6 quattro	184	07/03→05/09						
1.8 T	110	08/06→08/12	➔	01/07→; +PR 1ZD,1LJ,1ZA	2	11.0230-0131.1	260129	ATE
1.8 TFSI	118	11/06→08/12	➔	01/07→; +PR 1LK		11.0230-0663.1	260131	ATE
1.9 TDI	77	05/03→05/10	➔	06/03→; +PR 1ZD,1LJ,1ZA	2	11.0230-0131.1	260129	ATE
			➔	06/03→; +PR 1LK		11.0230-0663.1	260131	ATE
<b>Feder, Bremssattel</b>								
1.2 TSI	77	04/10→08/12	➔	+PR 1ZD,1LJ,1ZA	2	11.8116-0351.1	390538	ATE
1.6 TDI	66	05/09→08/12	➔	+PR 1ZE,1ZP	2	11.8116-0351.1	390538	ATE
1.6 TDI	77	05/09→08/12	➔	+PR 1LK	2	11.8116-0410.2	390589	ATE
			➔	+PR 1LK				
1.4 TFSI	92	09/07→08/12	➔	+PR 1ZD,1LJ,1ZA	2	11.8116-0351.1	390538	ATE
1.6	75	05/03→08/12	➔	+PR 1ZE;1ZP	2	11.8116-0351.1	390538	ATE
1.6 E-Power	75	01/11→08/12						
1.6 FSI	85	08/03→09/07	➔	+PR 1LK	2	11.8116-0410.2	390589	ATE
1.8 TFSI quattro	118	07/08→08/12						
2.0 FSI	110	05/03→06/08						
2.0 TDI	100	05/03→08/12						
2.0 TDI	103	06/05→06/08						
2.0 TDI	125	03/06→08/12						
2.0 TDI 16V	103	05/03→08/12						
2.0 TDI 16V quattro	103	08/04→08/12						
2.0 TDI quattro	100	05/03→06/08						
2.0 TDI quattro	103	01/06→06/08						
2.0 TDI quattro	125	03/06→08/12						
2.0 TFSI	147	09/04→08/12						
2.0 TFSI quattro	147	09/04→08/12						
3.2 V6 quattro	184	07/03→05/09						
1.8 T	110	08/06→08/12	➔	01/07→; +PR 1ZE;1ZP	2	11.8116-0351.1	390538	ATE
1.8 TFSI	118	11/06→08/12	➔	01/07→; +PR 1ZD,1LJ,1ZA	2	11.8116-0351.1	390538	ATE
			➔	01/07→; +PR 1LK	2	11.8116-0410.2	390589	ATE
1.9 TDI	77	05/03→05/10	➔	06/03→; +PR 1ZE;1ZP	2	11.8116-0351.1	390538	ATE








	kw			 	! #		
<b>AUDI - A3 (8P1) 05/03→12/13</b>							
<b>Feder, Bremssattel</b>							
1.9 TDI	77	05/03→05/10	←	06/03→; +PR 1ZD,1LJ,1ZA	2	11.8116-0351.1 390538	ATE
			←	06/03→; +PR 1LK	2	11.8116-0410.2 390589	ATE
2.0 TDI	120	06/06→06/08	←	+PR 1ZE; 1ZP	2	11.8116-0351.1 390538	ATE
			←	+PR 1ZD,1LJ,1ZA	2	11.8116-0351.1 390538	ATE
			←	+PR 1LK	2	11.8116-0410.2 390589	ATE
S3 quattro	188	02/07→08/12		07/08→; +PR 1ZK	2	11.8116-0006.2 390601	ATE
S3 quattro	195	11/06→08/12		+PR 1ZK	2	11.8116-0006.2 390601	ATE
<b>Führungshülzensatz, Bremssattel</b>							
1.2 TSI	77	04/10→08/12	←	+PR 1ZF,1ZM		11.0101-5409.2 260035	ATE
1.6 TDI	66	05/09→08/12	←	+PR 1ZE,1ZP		11.0101-5409.2 260035	ATE
1.6 TDI	77	05/09→08/12	←	+PR 1ZD,1LJ,1ZA		11.0101-5409.2 260035	ATE
			←	+PR 1LK		11.0101-5409.2 260035	ATE
1.4 TFSI	92	09/07→08/12	←	+PR 1LK		11.0101-5409.2 260035	ATE
1.6	75	05/03→08/12	←	+PR 1ZF,1ZM		11.0101-5409.2 260035	ATE
1.6 E-Power	75	01/11→08/12	←	+PR 1ZF,1ZM		11.0101-5409.2 260035	ATE
1.6 FSI	85	08/03→09/07	←	+PR 1ZD,1LJ,1ZA		11.0101-5409.2 260035	ATE
1.8 TFSI quattro	118	07/08→08/12	←	+PR 1ZD,1LJ,1ZA		11.0101-5409.2 260035	ATE
2.0 FSI	110	05/03→06/08	←	+PR 1ZE,1ZP		11.0101-5409.2 260035	ATE
2.0 TDI	100	05/03→08/12					
2.0 TDI	103	06/05→06/08					
2.0 TDI	125	03/06→08/12					
2.0 TDI 16V	103	05/03→08/12					
2.0 TDI 16V quattro	103	08/04→08/12					
2.0 TDI quattro	100	05/03→06/08					
2.0 TDI quattro	103	01/06→06/08					
2.0 TDI quattro	125	03/06→08/12					
2.0 TFSI	147	09/04→08/12					
2.0 TFSI quattro	147	09/04→08/12					
3.2 V6 quattro	184	07/03→05/09					
1.8 T	110	08/06→08/12	←	01/07→; +PR 1LK		11.0101-5409.2 260035	ATE
1.8 TFSI	118	11/06→08/12	←	01/07→; +PR 1ZF,1ZM		11.0101-5409.2 260035	ATE
			←	01/07→; +PR 1ZE,1ZP		11.0101-5409.2 260035	ATE
			←	01/07→; +PR 1ZD,1LJ,1ZA		11.0101-5409.2 260035	ATE
1.9 TDI	77	05/03→05/10	←	06/03→; +PR 1LK		11.0101-5409.2 260035	ATE
			←	06/03→; +PR 1ZE,1ZP		11.0101-5409.2 260035	ATE
			←	06/03→; +PR 1ZD,1LJ,1ZA		11.0101-5409.2 260035	ATE
			←	06/03→; +PR 1ZF,1ZM		11.0101-5409.2 260035	ATE
2.0 TDI	120	06/06→06/08	←	+PR 1ZE; 1ZP		11.0101-5409.2 260035	ATE
			←	+PR 1ZF,1ZM		11.0101-5409.2 260035	ATE
			←	+PR 1ZD,1LJ,1ZA		11.0101-5409.2 260035	ATE
			←	+PR 1LK		11.0101-5409.2 260035	ATE
S3 quattro	188	02/07→08/12	←	07/08→; +PR 1ZK		11.0101-5409.2 260035	ATE
S3 quattro	195	11/06→08/12	←	+PR 1ZK		11.0101-5409.2 260035	ATE
<b>Führungsbolzen, Bremssattel</b>							
1.2 TSI	77	04/10→08/12		+PR 1ZE,1ZP		11.8171-0008.1 990049	ATE
1.6 TDI	66	05/09→08/12		+PR 1ZD,1LJ,1ZA		11.8171-0008.1 990049	ATE
1.6 TDI	77	05/09→08/12		+PR 1LK		11.8171-0008.1 990049	ATE
				+PR 1ZF,1ZM		11.8171-0069.1 250152	ATE
1.4 TFSI	92	09/07→08/12		+PR 1ZE,1ZP		11.8171-0008.1 990049	ATE
1.6	75	05/03→08/12		+PR 1LK		11.8171-0008.1 990049	ATE
1.6 E-Power	75	01/11→08/12		+PR 1LK		11.8171-0008.1 990049	ATE
1.6 FSI	85	08/03→09/07		+PR 1ZD,1LJ,1ZA		11.8171-0008.1 990049	ATE
1.8 TFSI quattro	118	07/08→08/12		+PR 1ZF,1ZM		11.8171-0069.1 250152	ATE
2.0 FSI	110	05/03→06/08					
2.0 TDI	100	05/03→08/12					
2.0 TDI	103	06/05→06/08					
2.0 TDI	125	03/06→08/12					
2.0 TDI 16V	103	05/03→08/12					
2.0 TDI 16V quattro	103	08/04→08/12					
2.0 TDI quattro	100	05/03→06/08					
2.0 TDI quattro	103	01/06→06/08					
2.0 TDI quattro	125	03/06→08/12					
2.0 TFSI	147	09/04→08/12					
2.0 TFSI quattro	147	09/04→08/12					
3.2 V6 quattro	184	07/03→05/09					
↓							








	kw			 	! #		
<b>AUDI - A3 (8P1) 05/03→12/13</b>							
<b>Führungsbolzen, Bremsattel</b>							
1.8 T	110	08/06→08/12		01/07→; +PR 1ZE;1ZP		11.8171-0008.1 990049	ATE
1.8 TFSI	118	11/06→08/12		01/07→; +PR 1ZD,1LJ,1ZA		11.8171-0008.1 990049	ATE
				01/07→; +PR 1LK		11.8171-0008.1 990049	ATE
				01/07→; +PR 1ZF;1ZM		11.8171-0069.1 250152	ATE
1.9 TDI	77	05/03→05/10		06/03→; +PR 1LK		11.8171-0008.1 990049	ATE
				06/03→; +PR 1ZD,1LJ,1ZA		11.8171-0008.1 990049	ATE
				06/03→; +PR 1ZE;1ZP		11.8171-0008.1 990049	ATE
				06/03→; +PR 1ZF;1ZM		11.8171-0069.1 250152	ATE
2.0 TDI	120	06/06→06/08		+PR 1ZE; 1ZP		11.8171-0008.1 990049	ATE
				+PR 1LK		11.8171-0008.1 990049	ATE
				+PR 1ZD,1LJ,1ZA		11.8171-0008.1 990049	ATE
				+PR 1ZF;1ZM		11.8171-0069.1 250152	ATE
S3 quattro	188	02/07→08/12		07/08→; +PR 1ZK		11.8171-0008.1 990049	ATE
S3 quattro	195	11/06→08/12		+PR 1ZK		11.8171-0008.1 990049	ATE
<b>Zubehörsatz, Bremsattel</b>							
1.2 TSI	77	04/10→08/12	➔	+PR 1KZ		24.0101-3803.2 260101	TRW
1.4 TFSI	92	09/07→08/12					
1.6	75	05/03→08/12					
1.6 E-Power	75	01/11→08/12					
1.6 FSI	85	08/03→09/07					
1.6 TDI	66	05/09→08/12					
1.6 TDI	77	05/09→08/12					
2.0 FSI	110	05/03→06/08					
2.0 TDI	100	05/03→08/12					
2.0 TDI	103	06/05→06/08					
2.0 TDI	120	06/06→06/08					
2.0 TDI	125	03/06→08/12					
2.0 TDI 16V	103	05/03→08/12					
2.0 TFSI	147	09/04→08/12					
1.8 T	110	08/06→08/12	➔	01/07→; +PR 1KZ		24.0101-3803.2 260101	TRW
1.8 TFSI	118	11/06→08/12					
1.9 TDI	77	05/03→05/10	➔	06/03→; +PR 1KZ		24.0101-3803.2 260101	TRW
<b>Bremsschlauch</b>							
1.2 TSI	77	04/10→08/12	←	+PR 1LJ,1ZE,1ZF,1ZM	2	24.5143-0564.3 331433	L= 564
1.4 TFSI	92	09/07→08/12	←	+PR 1ZK	2	83.7249-0536.3 330900	L= 536
1.6	75	05/03→08/12	←	+PR 1LK	2	83.7849-0502.3 331125	L= 504
1.6 E-Power	75	01/11→08/12					
1.6 FSI	85	08/03→09/07					
1.6 TDI	66	05/09→08/12	➔		2	24.5204-0233.3 331430	L= 233
1.6 TDI	77	05/09→08/12					
2.0 FSI	110	05/03→06/08					
2.0 TDI	100	05/03→08/12					
2.0 TDI	103	06/05→06/08					
2.0 TDI	120	06/06→06/08					
2.0 TDI	125	03/06→08/12					
2.0 TDI 16V	103	05/03→08/12					
2.0 TDI 16V quattro	103	08/04→08/12					
2.0 TDI quattro	100	05/03→06/08					
2.0 TDI quattro	103	01/06→06/08					
2.0 TDI quattro	125	03/06→08/12					
2.0 TFSI	147	09/04→08/12					
2.0 TFSI quattro	147	09/04→08/12					
S3 quattro	195	11/06→08/12					
1.8 T	110	08/06→08/12	←	01/07→; +PR 1LJ,1ZE,1ZF,1ZM	2	24.5143-0564.3 331433	L= 564
1.8 TFSI	118	11/06→08/12	←	01/07→; +PR 1ZK	2	83.7249-0536.3 330900	L= 536
			←	01/07→; +PR 1LK	2	83.7849-0502.3 331125	L= 504
			➔	01/07→	2	24.5204-0233.3 331430	L= 233
1.8 TFSI quattro	118	07/08→08/12	←	+PR 1LJ,1ZE,1ZF,1ZM	2	24.5143-0564.3 331433	L= 564
			←	+PR 1ZK	2	83.7249-0536.3 330900	L= 536
			➔		2	24.5204-0233.3 331430	L= 233
1.9 TDI	77	05/03→05/10	←	06/03→; +PR 1LJ,1ZE,1ZF,1ZM	2	24.5143-0564.3 331433	L= 564
			←	06/03→; +PR 1ZK	2	83.7249-0536.3 330900	L= 536
			←	06/03→; +PR 1LK	2	83.7849-0502.3 331125	L= 504
			➔	06/03→	2	24.5204-0233.3 331430	L= 233
3.2 V6 quattro	184	07/03→05/09	←	+PR 1LJ,1ZE,1ZF,1ZM	2	24.5143-0564.3 331433	L= 564
			←	03/06→; +PR 1ZK	2	83.7249-0536.3 330900	L= 536
↓							









	kw			 	! #			
<b>AUDI - A3 (8P1) 05/03→12/13</b>								
<b>Bremsschlauch</b>								
3.2 V6 quattro	184	07/03→05/09	←	+PR 1LK	2	83.7849-0502.3	331125	L= 504
			→		2	24.5204-0233.3	331430	L= 233
S3 quattro	188	02/07→08/12	←	07/08→; +PR 1LJ,1ZE,1ZF,1ZM	2	24.5143-0564.3	331433	L= 564
			←	07/08→; +PR 1ZK	2	83.7249-0536.3	330900	L= 536
			←	07/08→; +PR 1LK	2	83.7849-0502.3	331125	L= 504
			→	07/08→	2	24.5204-0233.3	331430	L= 233
<b>AUDI - A3 (8V1, 8VK) 04/12→</b>								
<b>Feder, Bremssattel</b>								
1.0 TFSI	85	07/16→		+PR 1KE	2	11.8116-0340.1	390595	ATE
1.2 TFSI	77	02/13→		+PR 1KY	2	11.8116-0340.1	390595	ATE
1.2 TFSI	81	05/14→						
1.4 TFSI	92	05/14→		+PR 1KJ	2	11.8116-0340.1	390595	ATE
1.4 TFSI	103	03/13→						
1.4 TSI	110	05/14→						
1.5 TFSI	110	05/17→						
1.6 TDI	77	10/12→						
1.6 TDI	81	09/13→						
1.6 TDI	85	02/17→						
1.8 TFSI quattro	132	08/12→						
2.0 TDI	81	01/13→						
2.0 TDI	100	05/13→						
2.0 TDI	105	09/12→						
2.0 TDI	135	05/13→						
2.0 TDI quattro	110	10/12→						
2.0 TDI quattro	135	12/12→						
2.0 TFSI	140	05/16→						
S3 quattro	206	02/13→						
S3 quattro	210	05/14→						
S3 quattro	213	07/16→						
S3 quattro	221	11/12→						
S3 quattro	228	06/16→						
1.4 TFSI	90	04/12→		08/12→; +PR 1KY	2	11.8116-0340.1	390595	ATE
1.8 TFSI	132	04/12→		08/12→; +PR 1KJ	2	11.8116-0340.1	390595	ATE
2.0 TDI	110	04/12→		08/12→; +PR 1KE	2	11.8116-0340.1	390595	ATE
2.0 TFSI quattro	140	05/16→		+PR 1KY	2	11.8116-0340.1	390595	ATE
				+PR 1KJ	2	11.8116-0340.1	390595	ATE
<b>Führungshülzensatz, Bremssattel</b>								
1.0 TFSI	85	07/16→	→	+PR 1KE		11.0101-5407.2	260011	ATE
1.2 TFSI	77	02/13→						
1.2 TFSI	81	05/14→	→	+PR 1KY		11.0101-5407.2	260011	ATE
1.4 TFSI	92	05/14→						
1.4 TFSI	103	03/13→	→	+PR 1KJ		11.0101-5407.2	260011	ATE
1.4 TFSI	110	05/14→						
1.5 TFSI	110	05/17→						
1.6 TDI	77	10/12→						
1.6 TDI	81	09/13→						
1.6 TDI	85	02/17→						
1.8 TFSI quattro	132	08/12→						
2.0 TDI	81	01/13→						
2.0 TDI	100	05/13→						
2.0 TDI	105	09/12→						
2.0 TDI	135	05/13→						
2.0 TDI quattro	110	10/12→						
2.0 TDI quattro	135	12/12→						
2.0 TFSI	140	05/16→						
S3 quattro	206	02/13→						
S3 quattro	210	05/14→						
S3 quattro	213	07/16→						
S3 quattro	221	11/12→						
S3 quattro	228	06/16→						
1.4 TFSI	90	04/12→	→	08/12→; +PR 1KE		11.0101-5407.2	260011	ATE
1.8 TFSI	132	04/12→	→	08/12→; +PR 1KY		11.0101-5407.2	260011	ATE
2.0 TDI	110	04/12→	→	08/12→; +PR 1KJ		11.0101-5407.2	260011	ATE
2.0 TFSI quattro	140	05/16→	→	+PR 1KY		11.0101-5407.2	260011	ATE
			→	+PR 1KJ		11.0101-5407.2	260011	ATE
<b>Führungsbolzen, Bremssattel</b>								
1.0 TFSI	85	07/16→		+PR 1KE		11.8171-0008.1	990049	ATE
1.2 TFSI	77	02/13→		+PR 1KY		11.8171-0008.1	990049	ATE
1.2 TFSI	81	05/14→						
1.4 TFSI	92	05/14→		+PR 1KJ		11.8171-0008.1	990049	ATE
1.4 TFSI	103	03/13→						











	kW			 	! #		
<b>AUDI - A3 (8V1, 8VK) 04/12→</b>							
<b>Führungsbolzen, Bremsattel</b>							
1.4 TFSI	110	05/14→		+PR 1KE		11.8171-0008.1	990049 ATE
1.5 TFSI	110	05/17→		+PR 1KY		11.8171-0008.1	990049 ATE
1.6 TDI	77	10/12→					
1.6 TDI	81	09/13→		+PR 1KJ		11.8171-0008.1	990049 ATE
1.6 TDI	85	02/17→					
1.8 TFSI quattro	132	08/12→					
2.0 TDI	81	01/13→					
2.0 TDI	100	05/13→					
2.0 TDI	105	09/12→					
2.0 TDI	135	05/13→					
2.0 TDI quattro	110	10/12→					
2.0 TDI quattro	135	12/12→					
2.0 TFSI	140	05/16→					
S3 quattro	206	02/13→					
S3 quattro	210	05/14→					
S3 quattro	213	07/16→					
S3 quattro	221	11/12→					
S3 quattro	228	06/16→					
1.4 TFSI	90	04/12→		08/12→; +PR 1KJ		11.8171-0008.1	990049 ATE
1.8 TFSI	132	04/12→		08/12→; +PR 1KY		11.8171-0008.1	990049 ATE
2.0 TDI	110	04/12→		08/12→; +PR 1KE		11.8171-0008.1	990049 ATE
2.0 TFSI quattro	140	05/16→		+PR 1KY		11.8171-0008.1	990049 ATE
				+PR 1KJ		11.8171-0008.1	990049 ATE
<b>AUDI - A3 Cabriolet (8P7) 04/08→05/13</b>							
<b> Bremsattel</b>							
1.2 TFSI	77	03/10→05/13	←	☐; +PR 1ZF		11.9541-9549.2	220575 ATE Ø 54 - Halter
1.4 TFSI	92	02/11→05/13	←	☐; +PR 1ZF		11.9541-9550.2	220576 ATE Ø 54 - Halter
1.6	75	09/08→05/10	←				
1.6 TDI	77	05/09→05/13	←	☐; +PR 1LJ		11.9541-9553.2	220563 ATE Ø 54 - Halter
1.8 TFSI	118	04/08→05/13	←				
1.9 TDI	77	04/08→10/09	←	☐; +PR 1ZE		11.9541-9553.2	220563 ATE Ø 54 - Halter
2.0 TDI	100	04/08→05/13	←	☐; +PR 1LJ		11.9541-9554.2	220564 ATE Ø 54 - Halter
2.0 TDI	103	04/08→05/13	←				
2.0 TFSI	147	04/08→05/13	←	☐; +PR 1ZE		11.9541-9554.2	220564 ATE Ø 54 - Halter
			→	☐; +PR 1KD		24.3384-1755.5	240886 TRW Ø 38 - Halter
			→	☐; +PR 1KD		24.3384-1756.5	240887 TRW Ø 38 - Halter
			→	☐; +PR 1KZ		24.3387-1717.5	240872 TRW Ø 38 - Halter
			→			24.3387-1717.7	220757 TRW Ø 38 - Halter
			→	☐; +PR 1KZ		24.3387-1718.5	240873 TRW Ø 38 - Halter
<b>Halter, Bremsattel</b>							
1.2 TFSI	77	03/10→05/13	←	+PR 1LJ	2	11.0230-0131.1	260129 ATE
1.4 TFSI	92	02/11→05/13					
1.6	75	09/08→05/10					
1.6 TDI	77	05/09→05/13					
1.8 TFSI	118	04/08→05/13					
1.9 TDI	77	04/08→10/09					
2.0 TDI	100	04/08→05/13					
2.0 TDI	103	04/08→05/13					
2.0 TFSI	147	04/08→05/13					
<b>Feder, Bremsattel</b>							
1.2 TFSI	77	03/10→05/13	←	+PR 1ZE	2	11.8116-0351.1	390538 ATE
1.4 TFSI	92	02/11→05/13					
1.6	75	09/08→05/10	←	+PR 1LJ	2	11.8116-0351.1	390538 ATE
1.6 TDI	77	05/09→05/13					
1.8 TFSI	118	04/08→05/13					
1.9 TDI	77	04/08→10/09					
2.0 TDI	100	04/08→05/13					
2.0 TDI	103	04/08→05/13					
2.0 TFSI	147	04/08→05/13					
<b>Führungshülsensatz, Bremsattel</b>							
1.2 TFSI	77	03/10→05/13	←	+PR 1ZF		11.0101-5409.2	260035 ATE
1.4 TFSI	92	02/11→05/13	←				
1.6	75	09/08→05/10	←	+PR 1ZE		11.0101-5409.2	260035 ATE
1.6 TDI	77	05/09→05/13	←				
1.8 TFSI	118	04/08→05/13	←	+PR 1LJ		11.0101-5409.2	260035 ATE
1.9 TDI	77	04/08→10/09					
2.0 TDI	100	04/08→05/13					
2.0 TDI	103	04/08→05/13					
2.0 TFSI	147	04/08→05/13					
<b>Führungsbolzen, Bremsattel</b>							
1.2 TFSI	77	03/10→05/13		+PR 1ZE		11.8171-0008.1	990049 ATE
↓							







	kW			 	! #		
<b>AUDI - A3 Cabriolet (8P7) 04/08→05/13</b>							
<b>Führungsbolzen, Bremsattel</b>							
1.4 TFSI	92	02/11→05/13		+PR 1LJ		11.8171-0008.1 990049	ATE
1.6	75	09/08→05/10					
1.6 TDI	77	05/09→05/13		+PR 1ZF		11.8171-0069.1 250152	ATE
1.8 TFSI	118	04/08→05/13					
1.9 TDI	77	04/08→10/09					
2.0 TDI	100	04/08→05/13					
2.0 TDI	103	04/08→05/13					
2.0 TFSI	147	04/08→05/13					
<b>Zubehörsatz, Bremsattel</b>							
1.2 TFSI	77	03/10→05/13		+PR 1KZ		24.0101-3803.2 260101	TRW
1.4 TFSI	92	02/11→05/13					
1.6	75	09/08→05/10					
1.6 TDI	77	05/09→05/13					
1.8 TFSI	118	04/08→05/13					
1.9 TDI	77	04/08→10/09					
2.0 TDI	100	04/08→05/13					
2.0 TDI	103	04/08→05/13					
2.0 TFSI	147	04/08→05/13					
<b>Bremsschlauch</b>							
1.2 TFSI	77	03/10→05/13	←		2	24.5143-0564.3 331433	L= 564
1.4 TFSI	92	02/11→05/13					
1.6	75	09/08→05/10	→		2	24.5204-0233.3 331430	L= 233
1.6 TDI	77	05/09→05/13					
1.8 TFSI	118	04/08→05/13					
1.9 TDI	77	04/08→10/09					
2.0 TDI	100	04/08→05/13					
2.0 TDI	103	04/08→05/13					
2.0 TFSI	147	04/08→05/13					
<b>AUDI - A3 Cabriolet (8V7, 8VE) 10/13→</b>							
<b>Führungshülzensatz, Bremsattel</b>							
1.4 TFSI	85	02/16→	←	+PR 1ZF		11.0101-5407.2 260011	ATE
1.4 TFSI	92	02/14→					
1.4 TFSI	103	10/13→					
1.4 TSI	110	05/14→					
1.5 TFSI	110	05/17→					
1.6 TDI	81	02/14→					
1.6 TDI	85	04/17→					
1.8 TFSI	125	05/14→					
1.8 TFSI	132	10/13→					
1.8 TFSI quattro	132	03/14→					
2.0 TDI	100	10/13→					
2.0 TDI	110	10/13→					
2.0 TDI	135	05/14→					
2.0 TDI quattro	110	03/14→					
2.0 TDI quattro	135	05/14→					
2.0 TFSI	140	05/16→					
2.0 TFSI quattro	140	05/16→					
2.0 TFSI quattro	162	05/14→					
<b>Führungsbolzen, Bremsattel</b>							
1.4 TFSI	85	02/16→		+PR 1ZF		11.8171-0008.1 990049	ATE
1.4 TFSI	92	02/14→					
1.4 TFSI	103	10/13→					
1.4 TSI	110	05/14→					
1.5 TFSI	110	05/17→					
1.6 TDI	81	02/14→					
1.6 TDI	85	04/17→					
1.8 TFSI	125	05/14→					
1.8 TFSI	132	10/13→					
1.8 TFSI quattro	132	03/14→					
2.0 TDI	100	10/13→					
2.0 TDI	110	10/13→					
2.0 TDI	135	05/14→					
2.0 TDI quattro	110	03/14→					
2.0 TDI quattro	135	05/14→					
2.0 TFSI	140	05/16→					
2.0 TFSI quattro	140	05/16→					
2.0 TFSI quattro	162	05/14→					
<b>AUDI - A3 Limousine (8VS, 8VM) 05/13→</b>							
<b>Feder, Bremsattel</b>							
1.0 TFSI	85	07/16→		+PR 1KE	2	11.8116-0340.1 390595	ATE
1.2 TFSI	77	10/13→					
1.2 TFSI	81	05/14→		+PR 1KY	2	11.8116-0340.1 390595	ATE
1.4 TFSI	90	09/13→					
1.4 TFSI	92	09/13→		+PR 1KJ	2	11.8116-0340.1 390595	ATE
1.4 TFSI	103	05/13→					
1.4 TSI	110	05/14→					








	kW			 	! #		
<b>AUDI - A3 Limousine (8VS, 8VM) 05/13→</b>							
<b>Feder, Bremssattel</b>							
1.5 TFSI	110	05/17→		+PR 1KE	2	11.8116-0340.1 390595	ATE
1.6 TDI	77	09/13→					
1.6 TDI	81	05/14→		+PR 1KY	2	11.8116-0340.1 390595	ATE
1.6 TDI	85	03/17→					
1.6 TDI quattro	81	05/15→		+PR 1KJ	2	11.8116-0340.1 390595	ATE
1.8 TFSI	125	11/13→					
1.8 TFSI	132	05/13→					
1.8 TFSI quattro	132	11/13→					
2.0 TDI	81	05/13→					
2.0 TDI	100	09/13→					
2.0 TDI	105	10/13→					
2.0 TDI	110	05/13→					
2.0 TDI	135	05/14→					
2.0 TDI quattro	110	10/13→					
2.0 TDI quattro	135	05/14→					
2.0 TFSI	140	05/16→					
S3 quattro	206	10/13→					
S3 quattro	210	05/14→					
S3 quattro	213	08/16→					
S3 quattro	221	10/13→					
S3 quattro	228	06/16→					
2.0 TFSI quattro	140	05/16→		+PR 1KY	2	11.8116-0340.1 390595	ATE
				+PR 1KJ	2	11.8116-0340.1 390595	ATE
<b>Führungshülzensatz, Bremssattel</b>							
1.0 TFSI	85	07/16→	➡	+PR 1KE		11.0101-5407.2 260011	ATE
1.2 TFSI	77	10/13→					
1.2 TFSI	81	05/14→	➡	+PR 1KY		11.0101-5407.2 260011	ATE
1.4 TFSI	90	09/13→					
1.4 TFSI	92	09/13→	➡	+PR 1KJ		11.0101-5407.2 260011	ATE
1.4 TFSI	103	05/13→					
1.4 TSI	110	05/14→					
1.5 TFSI	110	05/17→					
1.6 TDI	77	09/13→					
1.6 TDI	81	05/14→					
1.6 TDI	85	03/17→					
1.6 TDI quattro	81	05/15→					
1.8 TFSI	125	11/13→					
1.8 TFSI	132	05/13→					
1.8 TFSI quattro	132	11/13→					
2.0 TDI	81	05/13→					
2.0 TDI	100	09/13→					
2.0 TDI	105	10/13→					
2.0 TDI	110	05/13→					
2.0 TDI	135	05/14→					
2.0 TDI quattro	110	10/13→					
2.0 TDI quattro	135	05/14→					
2.0 TFSI	140	05/16→					
S3 quattro	206	10/13→					
S3 quattro	210	05/14→					
S3 quattro	213	08/16→					
S3 quattro	221	10/13→					
S3 quattro	228	06/16→					
2.0 TFSI quattro	140	05/16→	➡	+PR 1KY		11.0101-5407.2 260011	ATE
			➡	+PR 1KJ		11.0101-5407.2 260011	ATE
<b>Führungsbolzen, Bremssattel</b>							
1.0 TFSI	85	07/16→		+PR 1KE		11.8171-0008.1 990049	ATE
1.2 TFSI	77	10/13→					
1.2 TFSI	81	05/14→		+PR 1KJ		11.8171-0008.1 990049	ATE
1.4 TFSI	90	09/13→					
1.4 TFSI	92	09/13→		+PR 1KY		11.8171-0008.1 990049	ATE
1.4 TFSI	103	05/13→					
1.4 TSI	110	05/14→					
1.5 TFSI	110	05/17→					
1.6 TDI	77	09/13→					
1.6 TDI	81	05/14→					
1.6 TDI	85	03/17→					
1.6 TDI quattro	81	05/15→					
1.8 TFSI	125	11/13→					
1.8 TFSI	132	05/13→					
1.8 TFSI quattro	132	11/13→					
2.0 TDI	81	05/13→					
2.0 TDI	100	09/13→					
2.0 TDI	105	10/13→					
2.0 TDI	110	05/13→					
2.0 TDI	135	05/14→					
2.0 TDI quattro	110	10/13→					
2.0 TDI quattro	135	05/14→					
2.0 TFSI	140	05/16→					
S3 quattro	206	10/13→					
↓							

	kw			 	! #		
<b>AUDI - A3 Limousine (8VS, 8VM) 05/13→</b>							
<b>Führungsbolzen, Bremsattel</b>							
S3 quattro	210	05/14→		+PR 1KE	11.8171-0008.1	990049	ATE
S3 quattro	213	08/16→		+PR 1KJ	11.8171-0008.1	990049	ATE
S3 quattro	221	10/13→					
S3 quattro	228	06/16→		+PR 1KY	11.8171-0008.1	990049	ATE
2.0 TFSI quattro	140	05/16→		+PR 1KJ	11.8171-0008.1	990049	ATE
				+PR 1KY	11.8171-0008.1	990049	ATE
<b>AUDI - A3 Sportback (8PA) 09/04→12/15</b>							
 <b>Bremsattel</b>							
1.2 TSI	77	04/10→03/13	←	☐; +PR 1ZF,1ZM	11.9541-9549.2	220575	ATE Ø 54 - Halter
1.6 TDI	77	05/09→03/13	←	☐; +PR 1ZF,1ZM	11.9541-9550.2	220576	ATE Ø 54 - Halter
			←	☐; +PR 1ZD,1LJ,1ZA	11.9541-9553.2	220563	ATE Ø 54 - Halter
			←	☐; +PR 1ZE,1ZP	11.9541-9553.2	220563	ATE Ø 54 - Halter
			←	☐; +PR 1ZD,1LJ,1ZA	11.9541-9554.2	220564	ATE Ø 54 - Halter
			←	☐; +PR 1ZE,1ZP	11.9541-9554.2	220564	ATE Ø 54 - Halter
			←	☐; +PR 1LK	24.3576-9995.5	240962	ATE Ø 57 - Halter
			←	☐; +PR 1LK	24.3576-9996.5	240963	ATE Ø 57 - Halter
			→	☐; +PR 1KQ,1KD	24.3384-1755.5	240886	TRW Ø 38 - Halter
			→	☐; +PR 1KQ,1KD	24.3384-1756.5	240887	TRW Ø 38 - Halter
			→	☐; +PR 1KZ	24.3387-1717.5	240872	TRW Ø 38 - Halter
			→		24.3387-1717.7	220757	TRW Ø 38 - Halter
			→	☐; +PR 1KZ	24.3387-1718.5	240873	TRW Ø 38 - Halter
			→	☐; +PR 1KE	24.3414-1709.5	240834	TRW Ø 41 - Halter
			→	☐; +PR 1KE	24.3414-1710.5	240835	TRW Ø 41 - Halter
1.4 TFSI	92	09/07→03/13	←	☐; +PR 1ZF,1ZM	11.9541-9549.2	220575	ATE Ø 54 - Halter
			←	☐; +PR 1ZF,1ZM	11.9541-9550.2	220576	ATE Ø 54 - Halter
			←	☐; +PR 1ZE,1ZP	11.9541-9553.2	220563	ATE Ø 54 - Halter
			←	☐; +PR 1ZD,1LJ,1ZA	11.9541-9553.2	220563	ATE Ø 54 - Halter
			←	☐; +PR 1ZD,1LJ,1ZA	11.9541-9554.2	220564	ATE Ø 54 - Halter
			←	☐; +PR 1ZE,1ZP	11.9541-9554.2	220564	ATE Ø 54 - Halter
			←	☐; +PR 1LK	24.3576-9995.5	240962	ATE Ø 57 - Halter
			←	☐; +PR 1LK	24.3576-9996.5	240963	ATE Ø 57 - Halter
			→	☐; +PR 1KQ,1KD	24.3384-1755.5	240886	TRW Ø 38 - Halter
			→	☐; +PR 1KQ,1KD	24.3384-1756.5	240887	TRW Ø 38 - Halter
			→	☐; +PR 1KZ	24.3387-1717.5	240872	TRW Ø 38 - Halter
			→		24.3387-1717.7	220757	TRW Ø 38 - Halter
			→	☐; +PR 1KZ	24.3387-1718.5	240873	TRW Ø 38 - Halter
			→	☐; +PR 1KE	24.3414-1709.5	240834	TRW Ø 41 - Halter
			→	☐; +PR 1KE	24.3414-1710.5	240835	TRW Ø 41 - Halter
1.6	75	09/04→03/13	←	☐; +PR 1ZF,1ZM	11.9541-9549.2	220575	ATE Ø 54 - Halter
1.6 E-Power	75	01/11→03/13	←	☐; +PR 1ZF,1ZM	11.9541-9550.2	220576	ATE Ø 54 - Halter
1.6 FSI	85	09/04→09/07	←	☐; +PR 1ZF,1ZM	11.9541-9550.2	220576	ATE Ø 54 - Halter
1.9 TDI	77	09/04→05/10	←	☐; +PR 1ZE,1ZP	11.9541-9553.2	220563	ATE Ø 54 - Halter
2.0 FSI	110	09/04→06/08	←	☐; +PR 1ZE,1ZP	11.9541-9553.2	220563	ATE Ø 54 - Halter
2.0 TDI	100	09/04→03/13	←	☐; +PR 1ZD,1LJ,1ZA	11.9541-9553.2	220563	ATE Ø 54 - Halter
2.0 TDI	103	06/05→06/08	←	☐; +PR 1ZE,1ZP	11.9541-9554.2	220564	ATE Ø 54 - Halter
2.0 TDI	125	03/06→03/13	←	☐; +PR 1ZE,1ZP	11.9541-9554.2	220564	ATE Ø 54 - Halter
2.0 TDI 16V	103	09/04→03/13	←	☐; +PR 1ZD,1LJ,1ZA	11.9541-9554.2	220564	ATE Ø 54 - Halter
2.0 TFSI	147	09/04→03/13	←	☐; +PR 1LK	24.3576-9995.5	240962	ATE Ø 57 - Halter
			←	☐; +PR 1LK	24.3576-9996.5	240963	ATE Ø 57 - Halter
			→	☐; +PR 1KQ,1KD	24.3384-1755.5	240886	TRW Ø 38 - Halter
			→	☐; +PR 1KQ,1KD	24.3384-1756.5	240887	TRW Ø 38 - Halter
			→	☐; +PR 1KZ	24.3387-1717.5	240872	TRW Ø 38 - Halter
			→		24.3387-1717.7	220757	TRW Ø 38 - Halter
			→	☐; +PR 1KZ	24.3387-1718.5	240873	TRW Ø 38 - Halter
			→	☐; +PR 1KE	24.3414-1709.5	240834	TRW Ø 41 - Halter
			→	☐; +PR 1KE	24.3414-1710.5	240835	TRW Ø 41 - Halter
1.6 TDI	66	05/09→03/13	←	☐; +PR 1ZF,1ZM	11.9541-9549.2	220575	ATE Ø 54 - Halter
↓							



	kw			 	! #		
<b>AUDI - A3 Sportback (8PA) 09/04→12/15</b>							
 <b>Bremssattel</b>							
1.6 TDI	66	05/09→03/13	←	☐; +PR 1ZF,1ZM	11.9541-9550.2	220576	ATE Ø 54 - Halter
			←	☐; +PR 1ZD,1LJ,1ZA	11.9541-9553.2	220563	ATE Ø 54 - Halter
			←	☐; +PR 1ZE,1ZP	11.9541-9553.2	220563	ATE Ø 54 - Halter
			←	☐; +PR 1ZD,1LJ,1ZA	11.9541-9554.2	220564	ATE Ø 54 - Halter
			←	☐; +PR 1ZE,1ZP	11.9541-9554.2	220564	ATE Ø 54 - Halter
			←	☐; +PR 1LK	24.3576-9995.5	240962	ATE Ø 57 - Halter
			←	☐; +PR 1LK	24.3576-9996.5	240963	ATE Ø 57 - Halter
			→	☐; +PR 1KQ, 1KD	24.3384-1755.5	240886	TRW Ø 38 - Halter
			→	☐; +PR 1KQ, 1KD	24.3384-1756.5	240887	TRW Ø 38 - Halter
			→	☐; +PR 1KZ	24.3387-1717.5	240872	TRW Ø 38 - Halter
			→		24.3387-1717.7	220757	TRW Ø 38 - Halter
			→	☐; +PR 1KZ	24.3387-1718.5	240873	TRW Ø 38 - Halter
			→	☐; +PR 1KE	24.3414-1709.5	240834	TRW Ø 41 - Halter
			→	☐; +PR 1KE	24.3414-1710.5	240835	TRW Ø 41 - Halter
1.8 TFSI	118	11/06→03/13	←	☐; 01/07→; +PR 1ZF;1ZM	11.9541-9549.2	220575	ATE Ø 54 - Halter
			←	☐; 01/07→; +PR 1ZF;1ZM	11.9541-9550.2	220576	ATE Ø 54 - Halter
			←	☐; 01/07→; +PR 1ZD,1LJ,1ZA	11.9541-9553.2	220563	ATE Ø 54 - Halter
			←	☐; 01/07→; +PR 1ZE;1ZP	11.9541-9553.2	220563	ATE Ø 54 - Halter
			←	☐; 01/07→; +PR 1ZE;1ZP	11.9541-9554.2	220564	ATE Ø 54 - Halter
			←	☐; 01/07→; +PR 1ZD,1LJ,1ZA	11.9541-9554.2	220564	ATE Ø 54 - Halter
			←	☐; 01/07→; +PR 1LK	24.3576-9995.5	240962	ATE Ø 57 - Halter
			←	☐; 01/07→; +PR 1LK	24.3576-9996.5	240963	ATE Ø 57 - Halter
			→	☐; 01/07→; +PR 1KQ;1KD	24.3384-1755.5	240886	TRW Ø 38 - Halter
			→	☐; 01/07→; +PR 1KQ;1KD	24.3384-1756.5	240887	TRW Ø 38 - Halter
			→	☐; 01/07→; +PR 1KZ	24.3387-1717.5	240872	TRW Ø 38 - Halter
			→		24.3387-1717.7	220757	TRW Ø 38 - Halter
			→	☐; 01/07→; +PR 1KZ	24.3387-1718.5	240873	TRW Ø 38 - Halter
			→	☐; 01/07→; +PR 1KE	24.3414-1709.5	240834	TRW Ø 41 - Halter
→	☐; 01/07→; +PR 1KE	24.3414-1710.5	240835	TRW Ø 41 - Halter			
1.8 TFSI quattro 3.2 V6 quattro	118 184	07/08→03/13 09/04→05/09	←	☐; +PR 1ZF;1ZM	11.9541-9549.2	220575	ATE Ø 54 - Halter
			←	☐; +PR 1ZF;1ZM	11.9541-9550.2	220576	ATE Ø 54 - Halter
			←	☐; +PR 1ZE;1ZP	11.9541-9553.2	220563	ATE Ø 54 - Halter
			←	☐; +PR 1ZD,1LJ,1ZA	11.9541-9553.2	220563	ATE Ø 54 - Halter
			←	☐; +PR 1ZE;1ZP	11.9541-9554.2	220564	ATE Ø 54 - Halter
			←	☐; +PR 1ZD,1LJ,1ZA	11.9541-9554.2	220564	ATE Ø 54 - Halter
			←	☐; +PR 1LK	24.3576-9995.5	240962	ATE Ø 57 - Halter
			←	☐; +PR 1LK	24.3576-9996.5	240963	ATE Ø 57 - Halter
			→	☐; +PR 1KJ	24.3414-1709.5	240834	TRW Ø 41 - Halter
			→	☐; +PR 1KJ	24.3414-1710.5	240835	TRW Ø 41 - Halter
2.0 TDI	120	06/06→06/08	←	☐; +PR 1ZF;1ZM	11.9541-9549.2	220575	ATE Ø 54 - Halter
			←	☐; +PR 1ZF;1ZM	11.9541-9550.2	220576	ATE Ø 54 - Halter
			←	☐; +PR 1ZE; 1ZP	11.9541-9553.2	220563	ATE Ø 54 - Halter
			←	☐; +PR 1ZD,1LJ,1ZA	11.9541-9553.2	220563	ATE Ø 54 - Halter
			←	☐; +PR 1ZE; 1ZP	11.9541-9554.2	220564	ATE Ø 54 - Halter
			←	☐; +PR 1ZD,1LJ,1ZA	11.9541-9554.2	220564	ATE Ø 54 - Halter
			←	☐; +PR 1LK	24.3576-9995.5	240962	ATE Ø 57 - Halter
			←	☐; +PR 1LK	24.3576-9996.5	240963	ATE Ø 57 - Halter
			→	☐; +PR 1KQ, 1KD	24.3384-1755.5	240886	TRW Ø 38 - Halter
			→	☐; +PR 1KQ, 1KD	24.3384-1756.5	240887	TRW Ø 38 - Halter
			→	☐; +PR 1KZ	24.3387-1717.5	240872	TRW Ø 38 - Halter
			→		24.3387-1717.7	220757	TRW Ø 38 - Halter
			→	☐; +PR 1KZ	24.3387-1718.5	240873	TRW Ø 38 - Halter
			→	☐; +PR 1KF;1KJ;1KU	24.3414-1709.5	240834	TRW Ø 41 - Halter

	kw				! #		
<b>AUDI - A3 Sportback (8PA) 09/04→12/15</b>							
<b>Bremssattel</b>							
2.0 TDI	120	06/06→06/08	➡	☐; +PR 1KE		24.3414-1709.5 240834	TRW Ø 41 - Halter
			➡	☐; +PR 1KF;1KJ;1KU		24.3414-1710.5 240835	TRW Ø 41 - Halter
			➡	☐; +PR 1KE		24.3414-1710.5 240835	TRW Ø 41 - Halter
2.0 TDI 16V quattro	103	11/05→03/13	⬅	☐; +PR 1ZF;1ZM		11.9541-9549.2 220575	ATE Ø 54 - Halter
2.0 TDI quattro	103	01/06→06/08	⬅	☐; +PR 1ZF;1ZM		11.9541-9550.2 220576	ATE Ø 54 - Halter
2.0 TDI quattro	125	03/06→03/13	⬅	☐; +PR 1ZE;1ZP		11.9541-9553.2 220563	ATE Ø 54 - Halter
2.0 TFSI quattro	147	09/04→03/13	⬅	☐; +PR 1ZD,1LJ,1ZA		11.9541-9553.2 220563	ATE Ø 54 - Halter
			⬅	☐; +PR 1ZD,1LJ,1ZA		11.9541-9554.2 220564	ATE Ø 54 - Halter
			⬅	☐; +PR 1ZE;1ZP		11.9541-9554.2 220564	ATE Ø 54 - Halter
			⬅	☐; +PR 1LK		24.3576-9995.5 240962	ATE Ø 57 - Halter
			⬅	☐; +PR 1LK		24.3576-9996.5 240963	ATE Ø 57 - Halter
			➡	☐; +PR 1KF;1KJ;1KU		24.3414-1709.5 240834	TRW Ø 41 - Halter
			➡	☐; +PR 1KF;1KJ;1KU		24.3414-1710.5 240835	TRW Ø 41 - Halter
<b>Halter, Bremssattel</b>							
1.2 TSI	77	04/10→03/13	⬅	+PR 1ZD,1LJ,1ZA	2	11.0230-0131.1 260129	ATE
1.4 TFSI	92	09/07→03/13	⬅	+PR 1LK		11.0230-0663.1 260131	ATE
1.6	75	09/04→03/13	⬅	+PR 1LK		11.0230-0663.1 260131	ATE
1.6 E-Power	75	01/11→03/13					
1.6 FSI	85	09/04→09/07					
1.6 TDI	66	05/09→03/13					
1.6 TDI	77	05/09→03/13					
1.8 TFSI quattro	118	07/08→03/13					
1.9 TDI	77	09/04→05/10					
2.0 FSI	110	09/04→06/08					
2.0 TDI	100	09/04→03/13					
2.0 TDI	103	06/05→06/08					
2.0 TDI	120	06/06→06/08					
2.0 TDI	125	03/06→03/13					
2.0 TDI 16V	103	09/04→03/13					
2.0 TDI 16V quattro	103	11/05→03/13					
2.0 TDI quattro	103	01/06→06/08					
2.0 TDI quattro	125	03/06→03/13					
2.0 TFSI	147	09/04→03/13					
2.0 TFSI quattro	147	09/04→03/13					
3.2 V6 quattro	184	09/04→05/09					
1.8 TFSI	118	11/06→03/13	⬅	01/07→; +PR 1ZD,1LJ,1ZA	2	11.0230-0131.1 260129	ATE
			⬅	01/07→; +PR 1LK		11.0230-0663.1 260131	ATE
<b>Feder, Bremssattel</b>							
1.2 TSI	77	04/10→03/13	⬅	+PR 1ZE,1ZP	2	11.8116-0351.1 390538	ATE
1.6 TDI	66	05/09→03/13	⬅	+PR 1ZD,1LJ,1ZA	2	11.8116-0351.1 390538	ATE
1.6 TDI	77	05/09→03/13	⬅	+PR 1LK	2	11.8116-0410.2 390589	ATE
			⬅	+PR 1LK	2	11.8116-0410.2 390589	ATE
1.4 TFSI	92	09/07→03/13	⬅	+PR 1ZD,1LJ,1ZA	2	11.8116-0351.1 390538	ATE
1.6	75	09/04→03/13	⬅	+PR 1ZE;1ZP	2	11.8116-0351.1 390538	ATE
1.6 E-Power	75	01/11→03/13					
1.6 FSI	85	09/04→09/07	⬅	+PR 1LK	2	11.8116-0410.2 390589	ATE
1.8 TFSI quattro	118	07/08→03/13					
1.9 TDI	77	09/04→05/10					
2.0 FSI	110	09/04→06/08					
2.0 TDI	100	09/04→03/13					
2.0 TDI	103	06/05→06/08					
2.0 TDI	125	03/06→03/13					
2.0 TDI 16V	103	09/04→03/13					
2.0 TDI 16V quattro	103	11/05→03/13					
2.0 TDI quattro	103	01/06→06/08					
2.0 TDI quattro	125	03/06→03/13					
2.0 TFSI	147	09/04→03/13					
2.0 TFSI quattro	147	09/04→03/13					
3.2 V6 quattro	184	09/04→05/09					
1.8 TFSI	118	11/06→03/13	⬅	01/07→; +PR 1ZE;1ZP	2	11.8116-0351.1 390538	ATE
			⬅	01/07→; +PR 1ZD,1LJ,1ZA	2	11.8116-0351.1 390538	ATE
			⬅	01/07→; +PR 1LK	2	11.8116-0410.2 390589	ATE
2.0 TDI	120	06/06→06/08	⬅	+PR 1ZE; 1ZP	2	11.8116-0351.1 390538	ATE
			⬅	+PR 1ZD,1LJ,1ZA	2	11.8116-0351.1 390538	ATE
			⬅	+PR 1LK	2	11.8116-0410.2 390589	ATE
S3 quattro	188	07/08→03/13		+PR 1ZK	2	11.8116-0006.2 390601	ATE
S3 quattro	195	06/08→03/13					
↓							

	kw			 	! #		
<b>AUDI - A3 Sportback (8PA) 09/04→12/15</b>							
<b>Führungshülzensatz, Bremssattel</b>							
1.2 TSI	77	04/10→03/13	←	+PR 1LK		11.0101-5409.2 260035	ATE
1.6 TDI	66	05/09→03/13	←	+PR 1ZE,1ZP		11.0101-5409.2 260035	ATE
1.6 TDI	77	05/09→03/13	←	+PR 1ZD,1LJ,1ZA		11.0101-5409.2 260035	ATE
			←	+PR 1ZF,1ZM		11.0101-5409.2 260035	ATE
1.4 TFSI	92	09/07→03/13	←	+PR 1ZE,1ZP		11.0101-5409.2 260035	ATE
1.6	75	09/04→03/13	←	+PR 1ZF,1ZM		11.0101-5409.2 260035	ATE
1.6 E-Power	75	01/11→03/13	←	+PR 1ZD,1LJ,1ZA		11.0101-5409.2 260035	ATE
1.6 FSI	85	09/04→09/07	←	+PR 1LK		11.0101-5409.2 260035	ATE
1.8 TFSI quattro	118	07/08→03/13	←	+PR 1LK		11.0101-5409.2 260035	ATE
1.9 TDI	77	09/04→05/10	←	+PR 1LK		11.0101-5409.2 260035	ATE
2.0 FSI	110	09/04→06/08					
2.0 TDI	100	09/04→03/13					
2.0 TDI	103	06/05→06/08					
2.0 TDI	125	03/06→03/13					
2.0 TDI 16V	103	09/04→03/13					
2.0 TDI 16V quattro	103	11/05→03/13					
2.0 TDI quattro	103	01/06→06/08					
2.0 TDI quattro	125	03/06→03/13					
2.0 TFSI	147	09/04→03/13					
2.0 TFSI quattro	147	09/04→03/13					
3.2 V6 quattro	184	09/04→05/09					
1.8 TFSI	118	11/06→03/13	←	01/07→; +PR 1LK		11.0101-5409.2 260035	ATE
			←	01/07→; +PR 1ZF,1ZM		11.0101-5409.2 260035	ATE
			←	01/07→; +PR 1ZE,1ZP		11.0101-5409.2 260035	ATE
			←	01/07→; +PR 1ZD,1LJ,1ZA		11.0101-5409.2 260035	ATE
2.0 TDI	120	06/06→06/08	←	+PR 1ZE, 1ZP		11.0101-5409.2 260035	ATE
			←	+PR 1ZF,1ZM		11.0101-5409.2 260035	ATE
			←	+PR 1ZD,1LJ,1ZA		11.0101-5409.2 260035	ATE
			←	+PR 1LK		11.0101-5409.2 260035	ATE
S3 quattro	188	07/08→03/13	←	+PR 1ZK		11.0101-5409.2 260035	ATE
S3 quattro	195	06/08→03/13					
<b>Führungsbolzen, Bremssattel</b>							
1.2 TSI	77	04/10→03/13		+PR 1ZE,1ZP		11.8171-0008.1 990049	ATE
1.6 TDI	66	05/09→03/13		+PR 1ZD,1LJ,1ZA		11.8171-0008.1 990049	ATE
1.6 TDI	77	05/09→03/13		+PR 1LK		11.8171-0008.1 990049	ATE
				+PR 1ZF,1ZM		11.8171-0069.1 250152	ATE
1.4 TFSI	92	09/07→03/13		+PR 1ZE,1ZP		11.8171-0008.1 990049	ATE
1.6	75	09/04→03/13		+PR 1ZD,1LJ,1ZA		11.8171-0008.1 990049	ATE
1.6 E-Power	75	01/11→03/13		+PR 1LK		11.8171-0008.1 990049	ATE
1.6 FSI	85	09/04→09/07		+PR 1LK		11.8171-0008.1 990049	ATE
1.8 TFSI quattro	118	07/08→03/13		+PR 1ZF,1ZM		11.8171-0069.1 250152	ATE
1.9 TDI	77	09/04→05/10					
2.0 FSI	110	09/04→06/08					
2.0 TDI	100	09/04→03/13					
2.0 TDI	103	06/05→06/08					
2.0 TDI	125	03/06→03/13					
2.0 TDI 16V	103	09/04→03/13					
2.0 TDI 16V quattro	103	11/05→03/13					
2.0 TDI quattro	103	01/06→06/08					
2.0 TDI quattro	125	03/06→03/13					
2.0 TFSI	147	09/04→03/13					
2.0 TFSI quattro	147	09/04→03/13					
3.2 V6 quattro	184	09/04→05/09					
1.8 TFSI	118	11/06→03/13		01/07→; +PR 1ZE,1ZP		11.8171-0008.1 990049	ATE
				01/07→; +PR 1ZD,1LJ,1ZA		11.8171-0008.1 990049	ATE
				01/07→; +PR 1LK		11.8171-0008.1 990049	ATE
				01/07→; +PR 1ZF,1ZM		11.8171-0069.1 250152	ATE
2.0 TDI	120	06/06→06/08		+PR 1ZE, 1ZP		11.8171-0008.1 990049	ATE
				+PR 1ZD,1LJ,1ZA		11.8171-0008.1 990049	ATE
				+PR 1LK		11.8171-0008.1 990049	ATE
				+PR 1ZF,1ZM		11.8171-0069.1 250152	ATE
S3 quattro	188	07/08→03/13		+PR 1ZK		11.8171-0008.1 990049	ATE
S3 quattro	195	06/08→03/13					
<b>Zubehörsatz, Bremssattel</b>							
1.2 TSI	77	04/10→03/13	→	+PR 1KZ		24.0101-3803.2 260101	TRW
1.4 TFSI	92	09/07→03/13					
1.6	75	09/04→03/13					
1.6 E-Power	75	01/11→03/13					
1.6 FSI	85	09/04→09/07					
↓							

### AUDI - A3 Sportback (8PA) 09/04→12/15

#### Zubehörsatz, Bremssattel

1.6 TDI	66	05/09→03/13	➔	+PR 1KZ		24.0101-3803.2	260101	TRW
1.6 TDI	77	05/09→03/13						
1.9 TDI	77	09/04→05/10						
2.0 FSI	110	09/04→06/08						
2.0 TDI	100	09/04→03/13						
2.0 TDI	103	06/05→06/08						
2.0 TDI	120	06/06→06/08						
2.0 TDI	125	03/06→03/13						
2.0 TDI 16V	103	09/04→03/13						
2.0 TFSI	147	09/04→03/13						
1.8 TFSI	118	11/06→03/13	➔	01/07→; +PR 1KZ		24.0101-3803.2	260101	TRW

#### Bremsschlauch








1.2 TSI	77	04/10→03/13	➔	+PR 1LJ,1ZE,1ZF,1ZM	2	24.5143-0564.3	331433	L= 564
1.4 TFSI	92	09/07→03/13	➔					
1.6	75	09/04→03/13	➔	+PR 1ZK	2	83.7249-0536.3	330900	L= 536
1.6 E-Power	75	01/11→03/13	➔	+PR 1LK	2	83.7849-0502.3	331125	L= 504
1.6 FSI	85	09/04→09/07						
1.6 TDI	66	05/09→03/13	➔		2	24.5204-0233.3	331430	L= 233
1.6 TDI	77	05/09→03/13						
1.9 TDI	77	09/04→05/10						
2.0 FSI	110	09/04→06/08						
2.0 TDI	100	09/04→03/13						
2.0 TDI	103	06/05→06/08						
2.0 TDI	120	06/06→06/08						
2.0 TDI	125	03/06→03/13						
2.0 TDI 16V	103	09/04→03/13						
2.0 TDI 16V quattro	103	11/05→03/13						
2.0 TDI quattro	103	01/06→06/08						
2.0 TDI quattro	125	03/06→03/13						
2.0 TFSI	147	09/04→03/13						
2.0 TFSI quattro	147	09/04→03/13						
S3 quattro	188	07/08→03/13						
S3 quattro	195	06/08→03/13						
1.8 TFSI	118	11/06→03/13	➔	01/07→; +PR 1LJ,1ZE,1ZF,1ZM	2	24.5143-0564.3	331433	L= 564
			➔	01/07→; +PR 1ZK	2	83.7249-0536.3	330900	L= 536
			➔	01/07→; +PR 1LK	2	83.7849-0502.3	331125	L= 504
			➔	01/07→	2	24.5204-0233.3	331430	L= 233
1.8 TFSI quattro	118	07/08→03/13	➔	+PR 1LJ,1ZE,1ZF,1ZM	2	24.5143-0564.3	331433	L= 564
			➔	+PR 1ZK	2	83.7249-0536.3	330900	L= 536
			➔		2	24.5204-0233.3	331430	L= 233
3.2 V6 quattro	184	09/04→05/09	➔	+PR 1LJ,1ZE,1ZF,1ZM	2	24.5143-0564.3	331433	L= 564
			➔	03/06→; +PR 1ZK	2	83.7249-0536.3	330900	L= 536
			➔	+PR 1LK	2	83.7849-0502.3	331125	L= 504
			➔		2	24.5204-0233.3	331430	L= 233
RS3 quattro	250	01/11→12/12	➔	04/11→	2	24.5204-0233.3	331430	L= 233









### AUDI - A3 Sportback (8VA, 8VF) 09/12→









#### Feder, Bremssattel








1.0 TFSI	85	07/16→		+PR 1KE	2	11.8116-0340.1	390595	ATE
1.2 TFSI	77	05/13→						
1.2 TFSI	81	05/14→		+PR 1KY	2	11.8116-0340.1	390595	ATE
1.4 TFSI	90	09/12→						
1.4 TFSI	92	05/14→		+PR 1KJ	2	11.8116-0340.1	390595	ATE
1.4 TFSI	103	03/13→						
1.4 TFSI e-tron	110	05/14→						
1.4 TSI	110	05/14→						
1.5 TFSI	110	05/17→						
1.6 TDI	77	10/12→						
1.6 TDI	81	09/13→						
1.6 TDI	85	02/17→						
1.6 TDI quattro	81	05/15→						
1.8 TFSI	132	09/12→						
1.8 TFSI quattro	132	05/13→						
2.0 TDI	81	05/13→						
2.0 TDI	100	05/13→						
2.0 TDI	105	03/13→						
2.0 TDI	110	09/12→						
2.0 TDI	135	05/13→						
2.0 TDI quattro	110	02/13→						
2.0 TDI quattro	135	05/13→						
2.0 TFSI	140	05/16→						
S3 quattro	206	05/13→						
S3 quattro	210	05/14→						
S3 quattro	213	07/16→						










	kW			 	! #		
<b>AUDI - A3 Sportback (8VA, 8VF) 09/12→</b>							
<b>Feder, Bremssattel</b>							
S3 quattro	221	11/12→		+PR 1KE	2	11.8116-0340.1 390595	ATE
S3 quattro	228	06/16→		+PR 1KY	2	11.8116-0340.1 390595	ATE
				+PR 1KJ	2	11.8116-0340.1 390595	ATE
1.4 TFSI g-tron	81	11/13→		02/14→; +PR 1KJ	2	11.8116-0340.1 390595	ATE
				02/14→; +PR 1KY	2	11.8116-0340.1 390595	ATE
				02/14→; +PR 1KE	2	11.8116-0340.1 390595	ATE
2.0 TFSI quattro	140	05/16→		+PR 1KY	2	11.8116-0340.1 390595	ATE
				+PR 1KJ	2	11.8116-0340.1 390595	ATE
<b>Führungshülzensatz, Bremssattel</b>							
1.0 TFSI	85	07/16→	➡	+PR 1KE		11.0101-5407.2 260011	ATE
1.2 TFSI	77	05/13→					
1.2 TFSI	81	05/14→	➡	+PR 1KY		11.0101-5407.2 260011	ATE
1.4 TFSI	90	09/12→					
1.4 TFSI	92	05/14→	➡	+PR 1KJ		11.0101-5407.2 260011	ATE
1.4 TFSI	103	03/13→					
1.4 TFSI e-tron	110	05/14→					
1.4 TSI	110	05/14→					
1.5 TFSI	110	05/17→					
1.6 TDI	77	10/12→					
1.6 TDI	81	09/13→					
1.6 TDI	85	02/17→					
1.6 TDI quattro	81	05/15→					
1.8 TFSI	132	09/12→					
1.8 TFSI quattro	132	05/13→					
2.0 TDI	81	05/13→					
2.0 TDI	100	05/13→					
2.0 TDI	105	03/13→					
2.0 TDI	110	09/12→					
2.0 TDI	135	05/13→					
2.0 TDI quattro	110	02/13→					
2.0 TDI quattro	135	05/13→					
2.0 TFSI	140	05/16→					
S3 quattro	206	05/13→					
S3 quattro	210	05/14→					
S3 quattro	213	07/16→					
S3 quattro	221	11/12→					
S3 quattro	228	06/16→					
1.4 TFSI g-tron	81	11/13→	➡	02/14→; +PR 1KY		11.0101-5407.2 260011	ATE
			➡	02/14→; +PR 1KJ		11.0101-5407.2 260011	ATE
			➡	02/14→; +PR 1KE		11.0101-5407.2 260011	ATE
2.0 TFSI quattro	140	05/16→	➡	+PR 1KY		11.0101-5407.2 260011	ATE
			➡	+PR 1KJ		11.0101-5407.2 260011	ATE
<b>Führungsbolzen, Bremssattel</b>							
1.0 TFSI	85	07/16→		+PR 1KE		11.8171-0008.1 990049	ATE
1.2 TFSI	77	05/13→					
1.2 TFSI	81	05/14→		+PR 1KY		11.8171-0008.1 990049	ATE
1.4 TFSI	90	09/12→					
1.4 TFSI	92	05/14→		+PR 1KJ		11.8171-0008.1 990049	ATE
1.4 TFSI	103	03/13→					
1.4 TFSI e-tron	110	05/14→					
1.4 TSI	110	05/14→					
1.5 TFSI	110	05/17→					
1.6 TDI	77	10/12→					
1.6 TDI	81	09/13→					
1.6 TDI	85	02/17→					
1.6 TDI quattro	81	05/15→					
1.8 TFSI	132	09/12→					
1.8 TFSI quattro	132	05/13→					
2.0 TDI	81	05/13→					
2.0 TDI	100	05/13→					
2.0 TDI	105	03/13→					
2.0 TDI	110	09/12→					
2.0 TDI	135	05/13→					
2.0 TDI quattro	110	02/13→					
2.0 TDI quattro	135	05/13→					
2.0 TFSI	140	05/16→					
S3 quattro	206	05/13→					
S3 quattro	210	05/14→					
S3 quattro	213	07/16→					
S3 quattro	221	11/12→					
S3 quattro	228	06/16→					
1.4 TFSI g-tron	81	11/13→		02/14→; +PR 1KJ		11.8171-0008.1 990049	ATE
				02/14→; +PR 1KY		11.8171-0008.1 990049	ATE
				02/14→; +PR 1KE		11.8171-0008.1 990049	ATE
↓							








	kw			 	! #		
<b>AUDI - A3 Sportback (8VA, 8VF) 09/12→</b>							
<b>Führungsbolzen, Bremsattel</b>							
2.0 TFSI quattro	140	05/16→		+PR 1KY	11.8171-0008.1	990049	ATE
				+PR 1KJ	11.8171-0008.1	990049	ATE
<b>AUDI - A4 (8D2, B5) 11/94→12/01</b>							
 <b>Bremsattel</b>							
1.6	74	11/94→10/00	←	☐; → 8D-V-169695	24.3541-1745.5	240217	TRW Ø 54 - Halter
1.6	75	07/00→11/00	←	☐; → 8D-V-169695	24.3541-1746.5	240218	TRW Ø 54 - Halter
			←	☐; 8D-V-054062→	24.3541-1763.5	240231	TRW Ø 54 - Halter
			←	☐; 8D-V-169696→	24.3541-1763.5	240231	TRW Ø 54 - Halter
			←	☐; 8D-V-054062→	24.3541-1764.5	240232	TRW Ø 54 - Halter
			←	☐; 8D-V-169696→	24.3541-1764.5	240232	TRW Ø 54 - Halter
			←	☐; → 8D-V-054061	24.3571-8517.5	240493	ATE Ø 57 - Halter
			←	☐; → 8D-V-054061	24.3571-8518.5	240494	ATE Ø 57 - Halter
			→	☐; → 8D-V-160000	24.3384-1719.5	240259	TRW Ø 38 - Halter
			→	☐; → 8D-V-160000	24.3384-1720.5	240260	TRW Ø 38 - Halter
			→	☐; 8D-V-160001→	24.3384-1731.5	240818	TRW Ø 38 - Halter
			→	☐; 8D-V-160001→	24.3384-1732.5	240819	TRW Ø 38 - Halter
1.8	85	04/95→11/00	←	☐; 8D-V-054062→	24.3541-1763.5	240231	TRW Ø 54 - Halter
			←	☐; 8D-V-054062→	24.3541-1764.5	240232	TRW Ø 54 - Halter
			←	☐; 07/95→; → 8D-V-054061	24.3571-8517.5	240493	ATE Ø 57 - Halter
			←	☐; 07/95→; → 8D-V-054061	24.3571-8518.5	240494	ATE Ø 57 - Halter
			→	☐; → 8D-V-160000	24.3384-1719.5	240259	TRW Ø 38 - Halter
			→	☐; → 8D-V-160000	24.3384-1720.5	240260	TRW Ø 38 - Halter
			→	☐; 8D-V-160001→	24.3384-1731.5	240818	TRW Ø 38 - Halter
			→	☐; 8D-V-160001→	24.3384-1732.5	240819	TRW Ø 38 - Halter
1.8	92	11/94→11/00	←	☐; 8D-V-054062→	24.3541-1763.5	240231	TRW Ø 54 - Halter
			←	☐; 8D-V-054062→	24.3541-1764.5	240232	TRW Ø 54 - Halter
			←	☐; → 8D-V-054061	24.3571-8517.5	240493	ATE Ø 57 - Halter
			←	☐; → 8D-V-054061	24.3571-8518.5	240494	ATE Ø 57 - Halter
			→	☐; → 8D-V-160000	24.3384-1719.5	240259	TRW Ø 38 - Halter
			→	☐; → 8D-V-160000	24.3384-1720.5	240260	TRW Ø 38 - Halter
			→	☐; 8D-V-160001→	24.3384-1731.5	240818	TRW Ø 38 - Halter
			→	☐; 8D-V-160001→	24.3384-1732.5	240819	TRW Ø 38 - Halter
1.8 quattro	85	07/95→11/00	←	☐; 8D-V-054062→	24.3541-1763.5	240231	TRW Ø 54 - Halter
1.8 quattro	92	01/95→11/00	←	☐; 8D-V-054062→	24.3541-1764.5	240232	TRW Ø 54 - Halter
			←	☐; → 8D-V-054061	24.3571-8517.5	240493	ATE Ø 57 - Halter
			←	☐; → 8D-V-054061	24.3571-8518.5	240494	ATE Ø 57 - Halter
			→	☐	24.3384-1725.5	240261	TRW Ø 38 - Halter
			→	☐	24.3384-1726.5	240262	TRW Ø 38 - Halter
1.8 T	110	01/95→11/00	←	☐; 05/95→	24.3571-8521.5	240495	ATE Ø 57 - Halter
			←	☐; 05/95→	24.3571-8522.5	240496	ATE Ø 57 - Halter
			→	☐; 05/95→; → 8D-V-160000	24.3384-1719.5	240259	TRW Ø 38 - Halter
			→	☐; 05/95→; → 8D-V-160000	24.3384-1720.5	240260	TRW Ø 38 - Halter
			→	☐; 8D-V-160001→	24.3384-1731.5	240818	TRW Ø 38 - Halter
			→	☐; 8D-V-160001→	24.3384-1732.5	240819	TRW Ø 38 - Halter
1.8 T	125	05/00→09/00	←	☐	24.3571-8521.5	240495	ATE Ø 57 - Halter
1.8 T	132	12/97→11/00	←	☐	24.3571-8522.5	240496	ATE Ø 57 - Halter
2.6	110	01/95→11/00	←	☐	24.3571-8522.5	240496	ATE Ø 57 - Halter
2.8	128	09/95→07/97	→	☐; → 8D-V-160000	24.3384-1719.5	240259	TRW Ø 38 - Halter
2.8	140	09/99→10/00	→	☐; → 8D-V-160000	24.3384-1720.5	240260	TRW Ø 38 - Halter
2.8	142	10/96→07/99	→	☐; → 8D-V-160000	24.3384-1720.5	240260	TRW Ø 38 - Halter
2.8	142	10/96→11/00	→	☐; 8D-V-160001→	24.3384-1731.5	240818	TRW Ø 38 - Halter
			→	☐; 8D-V-160001→	24.3384-1732.5	240819	TRW Ø 38 - Halter
1.8 T quattro	110	01/95→11/00	←	☐; 02/95→	24.3571-8521.5	240495	ATE Ø 57 - Halter
			←	☐; 02/95→	24.3571-8522.5	240496	ATE Ø 57 - Halter
↓							










	kw			 	! #		
<b>AUDI - A4 (8D2, B5) 11/94→12/01</b>							
<b> Bremssattel</b>							
1.8 T quattro	110	01/95→11/00	→	☐; 02/95→		24.3384-1725.5 240261	TRW Ø 38 - Halter
			→	☐; 02/95→		24.3384-1726.5 240262	TRW Ø 38 - Halter
1.8 T quattro	132	12/97→11/00	←	☐		24.3571-8521.5 240495	ATE Ø 57 - Halter
1.9 TDI quattro	81	09/96→11/00	←	☐		24.3571-8522.5 240496	ATE Ø 57 - Halter
1.9 TDI quattro	85	03/00→11/00	←	☐		24.3571-8522.5 240496	ATE Ø 57 - Halter
2.4 quattro	120	08/97→11/00	→	☐		24.3384-1725.5 240261	TRW Ø 38 - Halter
2.6 quattro	110	01/95→11/00	→	☐		24.3384-1725.5 240261	TRW Ø 38 - Halter
2.8 quattro	140	09/99→10/00	→	☐		24.3384-1726.5 240262	TRW Ø 38 - Halter
1.9 TDI	55	12/95→11/00	←	☐; 03/96→; → 8D-V-169695		24.3541-1745.5 240217	TRW Ø 54 - Halter
			←	☐; 03/96→; → 8D-V-169695		24.3541-1746.5 240218	TRW Ø 54 - Halter
			←	☐; 8D-V-054062→		24.3541-1763.5 240231	TRW Ø 54 - Halter
			←	☐; 8D-V-169696→		24.3541-1763.5 240231	TRW Ø 54 - Halter
			←	☐; 8D-V-054062→		24.3541-1764.5 240232	TRW Ø 54 - Halter
			←	☐; 8D-V-169696→		24.3541-1764.5 240232	TRW Ø 54 - Halter
			→	☐; 03/96→; → 8D-V-160000		24.3384-1719.5 240259	TRW Ø 38 - Halter
			→	☐; 03/96→; → 8D-V-160000		24.3384-1720.5 240260	TRW Ø 38 - Halter
			→	☐; 8D-V-160001→		24.3384-1731.5 240818	TRW Ø 38 - Halter
			→	☐; 8D-V-160001→		24.3384-1732.5 240819	TRW Ø 38 - Halter
1.9 TDI	66	01/95→11/00	←	☐; → 8D-V-169695		24.3541-1745.5 240217	TRW Ø 54 - Halter
			←	☐; → 8D-V-169695		24.3541-1746.5 240218	TRW Ø 54 - Halter
			←	☐; 8D-V-054062→		24.3541-1763.5 240231	TRW Ø 54 - Halter
			←	☐; 8D-V-169696→		24.3541-1763.5 240231	TRW Ø 54 - Halter
			←	☐; 8D-V-169696→		24.3541-1764.5 240232	TRW Ø 54 - Halter
			←	☐; 8D-V-054062→		24.3541-1764.5 240232	TRW Ø 54 - Halter
			→	☐; → 8D-V-160000		24.3384-1719.5 240259	TRW Ø 38 - Halter
			→	☐; → 8D-V-160000		24.3384-1720.5 240260	TRW Ø 38 - Halter
			→	☐; 8D-V-160001→		24.3384-1731.5 240818	TRW Ø 38 - Halter
			→	☐; 8D-V-160001→		24.3384-1732.5 240819	TRW Ø 38 - Halter
1.9 TDI	81	10/95→11/00	←	☐; 02/96→		24.3571-8521.5 240495	ATE Ø 57 - Halter
			←	☐; 02/96→		24.3571-8522.5 240496	ATE Ø 57 - Halter
			→	☐; 02/96→; → 8D-V-160000		24.3384-1719.5 240259	TRW Ø 38 - Halter
			→	☐; 02/96→; → 8D-V-160000		24.3384-1720.5 240260	TRW Ø 38 - Halter
			→	☐; 8D-V-160001→		24.3384-1731.5 240818	TRW Ø 38 - Halter
			→	☐; 8D-V-160001→		24.3384-1732.5 240819	TRW Ø 38 - Halter
1.9 TDI	85	03/00→11/00	←	☐		24.3571-8521.5 240495	ATE Ø 57 - Halter
2.5 TDI	110	09/97→11/00	←	☐		24.3571-8522.5 240496	ATE Ø 57 - Halter
			→	☐		24.3384-1731.5 240818	TRW Ø 38 - Halter
			→	☐		24.3384-1732.5 240819	TRW Ø 38 - Halter
2.4	120	08/97→11/00	←	☐		24.3571-8521.5 240495	ATE Ø 57 - Halter
			←	☐		24.3571-8522.5 240496	ATE Ø 57 - Halter
			→	☐; → 8D-V-160000		24.3384-1719.5 240259	TRW Ø 38 - Halter
			→	☐; → 8D-V-160000		24.3384-1720.5 240260	TRW Ø 38 - Halter
			→	☐		24.3384-1731.5 240818	TRW Ø 38 - Halter
			→	☐		24.3384-1732.5 240819	TRW Ø 38 - Halter
2.4	121	03/97→11/00	←	☐; → 07/97		24.3571-8521.5 240495	ATE Ø 57 - Halter
			←	☐; 08/97→		24.3571-8521.5 240495	ATE Ø 57 - Halter
			←	☐; 08/97→		24.3571-8522.5 240496	ATE Ø 57 - Halter
			←	☐; → 07/97		24.3571-8522.5 240496	ATE Ø 57 - Halter
			→	☐; → 8D-V-160000		24.3384-1719.5 240259	TRW Ø 38 - Halter
			→	☐; → 8D-V-160000		24.3384-1720.5 240260	TRW Ø 38 - Halter
			→	☐; 08/97→		24.3384-1731.5 240818	TRW Ø 38 - Halter
			→	☐; 8D-V-160001→; → 07/97		24.3384-1731.5 240818	TRW Ø 38 - Halter
			→	☐; 8D-V-160001→; → 07/97		24.3384-1732.5 240819	TRW Ø 38 - Halter
			→	☐; 08/97→		24.3384-1732.5 240819	TRW Ø 38 - Halter
↓							








	kw			 	! #			
<b>AUDI - A4 (8D2, B5) 11/94→12/01</b>								
<b>Bremssattel</b>								
2.4 quattro	121	03/97→11/00	←	☐; 08/97→	24.3571-8521.5	240495	ATE Ø 57 - Halter	
			←	☐; 08/97→	24.3571-8522.5	240496	ATE Ø 57 - Halter	
			→	☐; 08/97→	24.3384-1725.5	240261	TRW Ø 38 - Halter	
			→	☐; 08/97→	24.3384-1726.5	240262	TRW Ø 38 - Halter	
2.5 TDI quattro	110	09/97→11/00	←	☐; 11/97→	24.3571-8521.5	240495	ATE Ø 57 - Halter	
			←	☐; 11/97→	24.3571-8522.5	240496	ATE Ø 57 - Halter	
			→	☐; 11/97→	24.3384-1725.5	240261	TRW Ø 38 - Halter	
			→	☐; 11/97→	24.3384-1726.5	240262	TRW Ø 38 - Halter	
2.8 quattro	128	01/95→07/97	←	☐; → 07/96	24.3571-8521.5	240495	ATE Ø 57 - Halter	
			←	☐; → 07/96	24.3571-8522.5	240496	ATE Ø 57 - Halter	
			→	☐; → 07/96	24.3384-1725.5	240261	TRW Ø 38 - Halter	
			→	☐; → 07/96	24.3384-1726.5	240262	TRW Ø 38 - Halter	
2.8 quattro	142	10/96→08/01	←	☐; → 04/01	24.3571-8521.5	240495	ATE Ø 57 - Halter	
			←	☐; → 04/01	24.3571-8522.5	240496	ATE Ø 57 - Halter	
			→	☐; → 04/01	24.3384-1725.5	240261	TRW Ø 38 - Halter	
			→	☐; → 04/01	24.3384-1726.5	240262	TRW Ø 38 - Halter	
<b>Halter, Bremssattel</b>								
1.8 T	110	01/95→11/00	←	05/95→	2	11.8170-0306.1	260102	ATE
1.8 T	125	05/00→09/00	←		2	11.8170-0306.1	260102	ATE
1.8 T	132	12/97→11/00						
1.8 T quattro	132	12/97→11/00						
1.9 TDI	85	03/00→11/00						
1.9 TDI quattro	81	09/96→11/00						
1.9 TDI quattro	85	03/00→11/00						
2.4	120	08/97→11/00						
2.4 quattro	120	08/97→11/00						
2.5 TDI	110	09/97→11/00						
2.6	110	01/95→11/00						
2.6 quattro	110	01/95→11/00						
2.8	128	09/95→07/97						
2.8	140	09/99→10/00						
2.8	142	10/96→07/99						
2.8	142	10/96→11/00						
2.8 quattro	140	09/99→10/00						
1.8 T quattro	110	01/95→11/00	←	02/95→	2	11.8170-0306.1	260102	ATE
1.9 TDI	81	10/95→11/00	←	02/96→	2	11.8170-0306.1	260102	ATE
2.4	121	03/97→11/00	←	08/97→	2	11.8170-0306.1	260102	ATE
				→ 07/97	2	11.8170-0306.1	260102	ATE
2.4 quattro	121	03/97→11/00	←	08/97→	2	11.8170-0306.1	260102	ATE
2.5 TDI quattro	110	09/97→11/00	←	11/97→	2	11.8170-0306.1	260102	ATE
2.8 quattro	128	01/95→07/97	←	→ 07/96	2	11.8170-0306.1	260102	ATE
2.8 quattro	142	10/96→08/01	←	→ 04/01	2	11.8170-0306.1	260102	ATE
<b>Feder, Bremssattel</b>								
1.6	74	11/94→10/00	←	→ 8D-V-054061	2	11.8116-0143.1	390513	ATE
1.6	75	07/00→11/00						
1.8	92	11/94→11/00						
1.8 quattro	85	07/95→11/00						
1.8 quattro	92	01/95→11/00						
1.8	85	04/95→11/00	←	07/95→; → 8D-V-054061	2	11.8116-0143.1	390513	ATE
1.8 T	110	01/95→11/00	←	05/95→	2	11.8116-0143.1	390513	ATE
1.8 T	125	05/00→09/00	←		2	11.8116-0143.1	390513	ATE
1.8 T	132	12/97→11/00						
1.8 T quattro	132	12/97→11/00						
1.9 TDI	85	03/00→11/00						
1.9 TDI quattro	81	09/96→11/00						
1.9 TDI quattro	85	03/00→11/00						
2.4	120	08/97→11/00						
2.4 quattro	120	08/97→11/00						
2.5 TDI	110	09/97→11/00						
2.6	110	01/95→11/00						
2.6 quattro	110	01/95→11/00						
2.8	128	09/95→07/97						
2.8	140	09/99→10/00						
2.8	142	10/96→07/99						
2.8	142	10/96→11/00						
↓								










	kW			 	! #		
<b>AUDI - A4 (8D2, B5) 11/94→12/01</b>							
<b>Feder, Bremssattel</b>							
2.8 quattro	140	09/99→10/00	←		2	11.8116-0143.1 390513	ATE
1.8 T quattro	110	01/95→11/00	←	02/95→	2	11.8116-0143.1 390513	ATE
1.9 TDI	81	10/95→11/00	←	02/96→	2	11.8116-0143.1 390513	ATE
2.4	121	03/97→11/00	←	08/97→	2	11.8116-0143.1 390513	ATE
			←	→ 07/97	2	11.8116-0143.1 390513	ATE
2.4 quattro	121	03/97→11/00	←	08/97→	2	11.8116-0143.1 390513	ATE
2.5 TDI quattro	110	09/97→11/00	←	11/97→	2	11.8116-0143.1 390513	ATE
2.8 quattro	128	01/95→07/97	←	→ 07/96	2	11.8116-0143.1 390513	ATE
2.8 quattro	142	10/96→08/01	←	→ 04/01	2	11.8116-0143.1 390513	ATE
<b>Führungshülzensatz, Bremssattel</b>							
1.6	74	11/94→10/00	←	→ 8D-V-054061		11.0101-5409.2 260035	ATE
1.6	75	07/00→11/00					
1.8	92	11/94→11/00					
1.8 quattro	85	07/95→11/00					
1.8 quattro	92	01/95→11/00					
1.8	85	04/95→11/00	←	07/95→; → 8D-V-054061		11.0101-5409.2 260035	ATE
1.8 T	110	01/95→11/00	←	05/95→		11.0101-5409.2 260035	ATE
1.8 T	125	05/00→09/00	←			11.0101-5409.2 260035	ATE
1.8 T	132	12/97→11/00					
1.8 T quattro	132	12/97→11/00					
1.9 TDI	85	03/00→11/00					
1.9 TDI quattro	81	09/96→11/00					
1.9 TDI quattro	85	03/00→11/00					
2.4	120	08/97→11/00					
2.4 quattro	120	08/97→11/00					
2.5 TDI	110	09/97→11/00					
2.6	110	01/95→11/00					
2.6 quattro	110	01/95→11/00					
2.8	128	09/95→07/97					
2.8	140	09/99→10/00					
2.8	142	10/96→07/99					
2.8	142	10/96→11/00					
2.8 quattro	140	09/99→10/00					
1.8 T quattro	110	01/95→11/00	←	02/95→		11.0101-5409.2 260035	ATE
1.9 TDI	81	10/95→11/00	←	02/96→		11.0101-5409.2 260035	ATE
2.4	121	03/97→11/00	←	08/97→		11.0101-5409.2 260035	ATE
			←	→ 07/97		11.0101-5409.2 260035	ATE
2.4 quattro	121	03/97→11/00	←	08/97→		11.0101-5409.2 260035	ATE
2.5 TDI quattro	110	09/97→11/00	←	11/97→		11.0101-5409.2 260035	ATE
2.8 quattro	128	01/95→07/97	←	→ 07/96		11.0101-5409.2 260035	ATE
2.8 quattro	142	10/96→08/01	←	→ 04/01		11.0101-5409.2 260035	ATE
<b>Führungsbolzen, Bremssattel</b>							
1.6	74	11/94→10/00	←	→ 8D-V-054061		11.8171-0008.1 990049	ATE
1.6	75	07/00→11/00					
1.8	92	11/94→11/00					
1.8 quattro	85	07/95→11/00					
1.8 quattro	92	01/95→11/00					
1.8	85	04/95→11/00	←	07/95→; → 8D-V-054061		11.8171-0008.1 990049	ATE
1.8 T	110	01/95→11/00	←	05/95→		11.8171-0008.1 990049	ATE
1.8 T	125	05/00→09/00	←			11.8171-0008.1 990049	ATE
1.8 T	132	12/97→11/00					
1.8 T quattro	132	12/97→11/00					
1.9 TDI	85	03/00→11/00					
1.9 TDI quattro	81	09/96→11/00					
1.9 TDI quattro	85	03/00→11/00					
2.4	120	08/97→11/00					
2.4 quattro	120	08/97→11/00					
2.5 TDI	110	09/97→11/00					
2.6	110	01/95→11/00					
2.6 quattro	110	01/95→11/00					
2.8	128	09/95→07/97					
2.8	140	09/99→10/00					
2.8	142	10/96→07/99					
2.8	142	10/96→11/00					
2.8 quattro	140	09/99→10/00					
1.8 T quattro	110	01/95→11/00	←	02/95→		11.8171-0008.1 990049	ATE
1.9 TDI	81	10/95→11/00	←	02/96→		11.8171-0008.1 990049	ATE
↓							

	kW			 	! #		
<b>AUDI - A4 (8D2, B5) 11/94→12/01</b>							
<b>Führungsbolzen, Bremsattel</b>							
2.4	121	03/97→11/00	←	08/97→		11.8171-0008.1 990049	ATE
			←	→ 07/97		11.8171-0008.1 990049	ATE
2.4 quattro	121	03/97→11/00	←	08/97→		11.8171-0008.1 990049	ATE
2.5 TDI quattro	110	09/97→11/00	←	11/97→		11.8171-0008.1 990049	ATE
2.8 quattro	128	01/95→07/97	←	→ 07/96		11.8171-0008.1 990049	ATE
2.8 quattro	142	10/96→08/01	←	→ 04/01		11.8171-0008.1 990049	ATE
<b>Dichtungssatz, Bremsattel</b>							
1.6	74	11/94→10/00	←	→ 8D-V-054061		11.0441-5704.2 250034	ATE
1.6	75	07/00→11/00					
1.8	92	11/94→11/00					
1.8 quattro	85	07/95→11/00					
1.8 quattro	92	01/95→11/00					
1.8	85	04/95→11/00	←	07/95→; → 8D-V-054061		11.0441-5704.2 250034	ATE
1.8 T	110	01/95→11/00	←	05/95→		11.0441-5704.2 250034	ATE
1.8 T	125	05/00→09/00	←			11.0441-5704.2 250034	ATE
1.8 T	132	12/97→11/00					
1.8 T quattro	132	12/97→11/00					
1.9 TDI	85	03/00→11/00					
1.9 TDI quattro	81	09/96→11/00					
1.9 TDI quattro	85	03/00→11/00					
2.4	120	08/97→11/00					
2.4 quattro	120	08/97→11/00					
2.5 TDI	110	09/97→11/00					
2.6	110	01/95→11/00					
2.6 quattro	110	01/95→11/00					
2.8	128	09/95→07/97					
2.8	140	09/99→10/00					
2.8	142	10/96→07/99					
2.8	142	10/96→11/00					
2.8 quattro	140	09/99→10/00					
1.8 T quattro	110	01/95→11/00	←	02/95→		11.0441-5704.2 250034	ATE
1.9 TDI	81	10/95→11/00	←	02/96→		11.0441-5704.2 250034	ATE
2.4	121	03/97→11/00	←	08/97→		11.0441-5704.2 250034	ATE
			←	→ 07/97		11.0441-5704.2 250034	ATE
2.4 quattro	121	03/97→11/00	←	08/97→		11.0441-5704.2 250034	ATE
2.5 TDI quattro	110	09/97→11/00	←	11/97→		11.0441-5704.2 250034	ATE
2.8 quattro	128	01/95→07/97	←	→ 07/96		11.0441-5704.2 250034	ATE
2.8 quattro	142	10/96→08/01	←	→ 04/01		11.0441-5704.2 250034	ATE
<b>Bremsschlauch</b>							
1.6	74	11/94→10/00	←		2	83.7813-0295.3 330799	L= 295
1.6	75	07/00→11/00					
1.8	85	04/95→11/00	→	→ 8D-V-160000	2	24.5237-0183.3 331454	L= 182,4
1.8	92	11/94→11/00	→	8D-V-160001→	2	24.5237-0183.3 331454	L= 182,4
1.8 T	125	05/00→09/00	→				
1.8 T	132	12/97→11/00	→	am Bremsattel; 8D-V-160001→	2	24.5244-0240.3 330679	L= 240
1.9 TDI	66	01/95→11/00	→	am Bremsattel; → 8D-V-160000	2	83.6105-0200.3 330453	L= 200
2.6	110	01/95→11/00					
2.8	128	09/95→07/97					
2.8	140	09/99→10/00					
2.8	142	10/96→07/99					
2.8	142	10/96→11/00					
1.8 quattro	85	07/95→11/00	←		2	83.7813-0295.3 330799	L= 295
1.8 quattro	92	01/95→11/00	→				
1.8 T quattro	132	12/97→11/00	→	am Bremsattel	2	24.5113-0220.3 331318	L= 215
1.9 TDI quattro	81	09/96→11/00	→		2	83.6212-0160.3 330318	L= 160
1.9 TDI quattro	85	03/00→11/00					
2.4 quattro	120	08/97→11/00					
2.6 quattro	110	01/95→11/00					
2.8 quattro	140	09/99→10/00					
1.8 T	110	01/95→11/00	←	05/95→	2	83.7813-0295.3 330799	L= 295
			→	8D-V-160001→	2	24.5237-0183.3 331454	L= 182,4
			→	05/95→; → 8D-V-160000	2	24.5237-0183.3 331454	L= 182,4
			→	am Bremsattel; 8D-V-160001→	2	24.5244-0240.3 330679	L= 240
			→	am Bremsattel; 05/95→; → 8D-V-160000	2	83.6105-0200.3 330453	L= 200
1.8 T quattro	110	01/95→11/00	←	02/95→	2	83.7813-0295.3 330799	L= 295
			→	am Bremsattel; 02/95→	2	24.5113-0220.3 331318	L= 215
↓							

	kw			 	! #		
<b>AUDI - A4 (8D2, B5) 11/94→12/01</b>							
 <b>Bremsschlauch</b>							
1.8 T quattro	110	01/95→11/00	➔	02/95→	2	83.6212-0160.3 330318	L= 160
1.9 TDI	55	12/95→11/00	➔	03/96→	2	83.7813-0295.3 330799	L= 295
			➔	8D-V-160001→	2	24.5237-0183.3 331454	L= 182,4
			➔	03/96→; → 8D-V-160000	2	24.5237-0183.3 331454	L= 182,4
			➔	am Bremssattel; 8D-V-160001→	2	24.5244-0240.3 330679	L= 240
			➔	am Bremssattel; 03/96→; → 8D-V-160000	2	83.6105-0200.3 330453	L= 200
1.9 TDI	81	10/95→11/00	➔	02/96→	2	83.7813-0295.3 330799	L= 295
			➔	8D-V-160001→	2	24.5237-0183.3 331454	L= 182,4
			➔	02/96→; → 8D-V-160000	2	24.5237-0183.3 331454	L= 182,4
			➔	am Bremssattel; 8D-V-160001→	2	24.5244-0240.3 330679	L= 240
			➔	am Bremssattel; 02/96→; → 8D-V-160000	2	83.6105-0200.3 330453	L= 200
1.9 TDI 2.5 TDI	85 110	03/00→11/00 09/97→11/00	➔		2	83.7813-0295.3 330799	L= 295
			➔		2	24.5237-0183.3 331454	L= 182,4
			➔	am Bremssattel	2	24.5244-0240.3 330679	L= 240
2.4	120	08/97→11/00	➔		2	83.7813-0295.3 330799	L= 295
			➔		2	24.5237-0183.3 331454	L= 182,4
			➔	am Bremssattel	2	24.5244-0240.3 330679	L= 240
			➔	am Bremssattel; → 8D-V-160000	2	83.6105-0200.3 330453	L= 200
2.4	121	03/97→11/00	➔		2	83.7813-0295.3 330799	L= 295
			➔	08/97→	2	83.7813-0295.3 330799	L= 295
			➔	8D-V-160001→; → 07/97	2	24.5237-0183.3 331454	L= 182,4
			➔	→ 8D-V-160000	2	24.5237-0183.3 331454	L= 182,4
			➔	08/97→	2	24.5237-0183.3 331454	L= 182,4
			➔	am Bremssattel; 08/97→	2	24.5244-0240.3 330679	L= 240
			➔	am Bremssattel; 8D-V-160001→; → 07/97	2	24.5244-0240.3 330679	L= 240
			➔	am Bremssattel; → 8D-V-160000	2	83.6105-0200.3 330453	L= 200
2.4 quattro	121	03/97→11/00	➔	08/97→	2	83.7813-0295.3 330799	L= 295
			➔	am Bremssattel; 08/97→	2	24.5113-0220.3 331318	L= 215
			➔	08/97→	2	83.6212-0160.3 330318	L= 160
2.5 TDI quattro	110	09/97→11/00	➔	11/97→	2	83.7813-0295.3 330799	L= 295
			➔	am Bremssattel; 11/97→	2	24.5113-0220.3 331318	L= 215
			➔	11/97→	2	83.6212-0160.3 330318	L= 160
2.8 quattro	128	01/95→07/97	➔	→ 07/96	2	83.7813-0295.3 330799	L= 295
			➔	am Bremssattel; → 07/96	2	24.5113-0220.3 331318	L= 215
			➔	→ 07/96	2	83.6212-0160.3 330318	L= 160
2.8 quattro	142	10/96→08/01	➔	→ 04/01	2	83.7813-0295.3 330799	L= 295
			➔	am Bremssattel; → 04/01	2	24.5113-0220.3 331318	L= 215
			➔	→ 04/01	2	83.6212-0160.3 330318	L= 160
S4 quattro	195	09/97→09/01	➔	10/97→ 04/01	2	83.7813-0295.3 330799	L= 295
			➔	am Bremssattel; 10/97→ 04/01	2	24.5113-0220.3 331318	L= 215
			➔	10/97→ 04/01	2	83.6212-0160.3 330318	L= 160
<b>AUDI - A4 (8E2, B6) 11/00→12/05</b>							
 <b>Bremssattel</b>							
1.6	75	11/00→12/04	➔	☐; 12/00→; +PR 1LF;1LT		11.9571-9835.2 220427	ATE Ø 57 - Halter
1.8 T	110	11/00→07/02	➔	☐; 12/00→; +PR 1LF;1LT		11.9571-9836.2 220428	ATE Ø 57 - Halter
1.8 T quattro	110	11/00→07/02	➔	☐; 12/00→; +PR 1LF;1LT		11.9571-9836.2 220428	ATE Ø 57 - Halter
1.9 TDI	96	11/00→12/04	➔	☐; 12/00→; +PR 1LA;1LC		11.9606-9953.2 220587	ATE Ø 60 - Halter
2.0	96	11/00→12/04	➔	☐; 12/00→; +PR 1LA;1LC		11.9606-9953.2 220587	ATE Ø 60 - Halter
2.5 TDI quattro	132	11/00→12/04	➔	☐; 12/00→; +PR 1LA;1LC		11.9606-9954.2 220588	ATE Ø 60 - Halter
3.0	162	11/00→12/04	➔	☐; 8E-8-000001→; +PR 1LZ		24.3541-1763.5 240231	TRW Ø 54 - Halter
3.0 quattro	162	11/00→12/04	➔	☐; 12/00→; +PR 1LZ; → 8E-7-300000		24.3541-1763.5 240231	TRW Ø 54 - Halter
			➔	☐; 12/00→; +PR 1LZ; → 8E-7-300000		24.3541-1764.5 240232	TRW Ø 54 - Halter
			➔	☐; 8E-8-000001→; +PR 1LZ		24.3541-1764.5 240232	TRW Ø 54 - Halter
↓							

	kw			 	! #			
<b>AUDI - A4 (8E2, B6) 11/00→12/05</b>								
<b>Bremssattel</b>								
1.6	75	11/00→12/04	←	☐; 12/00→; +PR 1LB;1LE		24.3571-8521.5	240495	ATE Ø 57 - Halter
1.8 T	110	11/00→07/02	←	☐; 12/00→; +PR 1LB;1LE		24.3571-8522.5	240496	ATE Ø 57 - Halter
1.8 T quattro	110	11/00→07/02	←	☐; 12/00→; +PR 1LB;1LE		24.3571-8522.5	240496	ATE Ø 57 - Halter
1.9 TDI	96	11/00→12/04	→	☐; 12/00→; → 8E-7-300000;		24.3384-1735.5	240822	TRW Ø 38 - Halter
2.0	96	11/00→12/04	→	+PR 1KD;1KP		24.3384-1735.5	240822	TRW Ø 38 - Halter
2.5 TDI quattro	132	11/00→12/04	→	☐; 12/00→; → 8E-7-300000;		24.3384-1736.5	240823	TRW Ø 38 - Halter
3.0	162	11/00→12/04	→	+PR 1KD;1KP		24.3384-1736.5	240823	TRW Ø 38 - Halter
3.0 quattro	162	11/00→12/04	→	☐; 8E-5-400001→; +PR 1KW		24.3414-1713.5	240914	TRW Ø 41 - Halter
			→	☐; 8E-5-400001→; +PR 1KW		24.3414-1714.5	240915	TRW Ø 41 - Halter
1.8 T	120	07/02→12/04	←	☐; +PR 1LF;1LT		11.9571-9835.2	220427	ATE Ø 57 - Halter
1.8 T	125	07/01→12/04	←	☐; +PR 1LF;1LT		11.9571-9836.2	220428	ATE Ø 57 - Halter
1.8 T	140	11/02→12/04	←	☐; +PR 1LA;1LC		11.9606-9953.2	220587	ATE Ø 60 - Halter
1.8 T quattro	120	07/02→12/04	←	☐; +PR 1LA;1LC		11.9606-9953.2	220587	ATE Ø 60 - Halter
1.8 T quattro	125	07/01→12/04	←	☐; +PR 1LA;1LC		11.9606-9954.2	220588	ATE Ø 60 - Halter
1.8 T quattro	140	11/02→12/04	←	☐; +PR 1LA;1LC		11.9606-9954.2	220588	ATE Ø 60 - Halter
1.9 TDI	74	05/01→12/04	←	☐; 8E-8-000001→; +PR 1LZ		24.3541-1763.5	240231	TRW Ø 54 - Halter
1.9 TDI	85	06/04→12/04	←	☐; +PR 1LZ; → 8E-7-300000		24.3541-1763.5	240231	TRW Ø 54 - Halter
1.9 TDI quattro	96	11/01→12/04	←	☐; +PR 1LZ; → 8E-7-300000		24.3541-1764.5	240232	TRW Ø 54 - Halter
2.0 FSI	110	07/02→12/04	←	☐; +PR 1LZ; → 8E-7-300000		24.3541-1764.5	240232	TRW Ø 54 - Halter
2.4	120	09/01→12/04	←	☐; 8E-8-000001→; +PR 1LZ		24.3541-1764.5	240232	TRW Ø 54 - Halter
2.4	125	09/01→12/04	←	☐; +PR 1LB;1LE		24.3571-8521.5	240495	ATE Ø 57 - Halter
2.5 TDI	114	08/01→07/02	←	☐; +PR 1LB;1LE		24.3571-8522.5	240496	ATE Ø 57 - Halter
2.5 TDI	120	07/02→12/04	←	☐; +PR 1LB;1LE		24.3571-8522.5	240496	ATE Ø 57 - Halter
3.0	160	04/01→12/04	←	☐; → 8E-7-300000; +PR 1KD;1KP		24.3384-1735.5	240822	TRW Ø 38 - Halter
3.0 quattro	160	04/01→12/04	←	☐; → 8E-7-300000; +PR 1KD;1KP		24.3384-1736.5	240823	TRW Ø 38 - Halter
			→	☐; 8E-5-400001→; +PR 1KW		24.3414-1713.5	240914	TRW Ø 41 - Halter
			→	☐; 8E-5-400001→; +PR 1KW		24.3414-1714.5	240915	TRW Ø 41 - Halter
S4 quattro	253	03/03→12/04	←	☐; 8H-7-900461→; +PR 1LJ		24.3606-9961.5	240970	ATE Ø 60 - Halter
			←	☐; → 8H-7-900460; +PR 1LJ		24.3606-9961.5	240970	ATE Ø 60 - Halter
			←	☐; 8H-7-900461→; +PR 1LJ		24.3606-9962.5	240971	ATE Ø 60 - Halter
			←	☐; → 8H-7-900460; +PR 1LJ		24.3606-9962.5	240971	ATE Ø 60 - Halter
<b>Halter, Bremssattel</b>								
1.6	75	11/00→12/04	←	12/00→; +PR 1LB;1LE		11.0230-0560.1	260125	ATE
1.8 T	110	11/00→07/02	←	12/00→; +PR 1LF;1LT		11.0230-0569.1	260126	ATE
1.8 T quattro	110	11/00→07/02	←	12/00→; +PR 1LF;1LT		11.0230-0569.1	260126	ATE
1.9 TDI	96	11/00→12/04	←	12/00→; +PR 1LA;1LC		11.0230-0807.1	260134	ATE
2.0	96	11/00→12/04	←	12/00→; +PR 1LA;1LC		11.0230-0807.1	260134	ATE
2.5 TDI quattro	132	11/00→12/04	←	12/00→; +PR 1LA;1LC		11.0230-0807.1	260134	ATE
3.0	162	11/00→12/04	←	12/00→; +PR 1LA;1LC		11.0230-0807.1	260134	ATE
3.0 quattro	162	11/00→12/04	←	12/00→; +PR 1LA;1LC		11.0230-0807.1	260134	ATE
1.8 T	120	07/02→12/04	←	+PR 1LB;1LE		11.0230-0560.1	260125	ATE
1.8 T	125	07/01→12/04	←	+PR 1LB;1LE		11.0230-0569.1	260126	ATE
1.8 T	140	11/02→12/04	←	+PR 1LF;1LT		11.0230-0569.1	260126	ATE
1.8 T quattro	120	07/02→12/04	←	+PR 1LA;1LC		11.0230-0807.1	260134	ATE
1.8 T quattro	125	07/01→12/04	←	+PR 1LA;1LC		11.0230-0807.1	260134	ATE
1.8 T quattro	140	11/02→12/04	←	+PR 1LA;1LC		11.0230-0807.1	260134	ATE
1.9 TDI	74	05/01→12/04	←	+PR 1LA;1LC		11.0230-0807.1	260134	ATE
1.9 TDI	85	06/04→12/04	←	+PR 1LA;1LC		11.0230-0807.1	260134	ATE
1.9 TDI quattro	96	11/01→12/04	←	+PR 1LA;1LC		11.0230-0807.1	260134	ATE
2.0 FSI	110	07/02→12/04	←	+PR 1LA;1LC		11.0230-0807.1	260134	ATE
2.4	120	09/01→12/04	←	+PR 1LA;1LC		11.0230-0807.1	260134	ATE
2.4	125	09/01→12/04	←	+PR 1LA;1LC		11.0230-0807.1	260134	ATE
2.5 TDI	114	08/01→07/02	←	+PR 1LA;1LC		11.0230-0807.1	260134	ATE
2.5 TDI	120	07/02→12/04	←	+PR 1LA;1LC		11.0230-0807.1	260134	ATE
3.0	160	04/01→12/04	←	+PR 1LA;1LC		11.0230-0807.1	260134	ATE
3.0 quattro	160	04/01→12/04	←	+PR 1LA;1LC		11.0230-0807.1	260134	ATE
S4 quattro	253	03/03→12/04	←	→ 8H-7-900460; +PR 1LJ		11.0230-0663.1	260131	ATE
<b>Feder, Bremssattel</b>								
1.6	75	11/00→12/04	←	12/00→; +PR 1LF;1LT	2	11.8116-0143.1	390513	ATE
1.8 T	110	11/00→07/02	←	12/00→; +PR 1LB;1LE	2	11.8116-0143.1	390513	ATE
1.8 T quattro	110	11/00→07/02	←	12/00→; +PR 1LB;1LE	2	11.8116-0143.1	390513	ATE
1.9 TDI	96	11/00→12/04	←	12/00→; +PR 1LA;1LC	2	11.8116-0410.2	390589	ATE
2.0	96	11/00→12/04	←	12/00→; +PR 1LA;1LC	2	11.8116-0410.2	390589	ATE
2.5 TDI quattro	132	11/00→12/04	←	12/00→; +PR 1LA;1LC	2	11.8116-0410.2	390589	ATE
3.0	162	11/00→12/04	←	12/00→; +PR 1LA;1LC	2	11.8116-0410.2	390589	ATE
3.0 quattro	162	11/00→12/04	←	12/00→; +PR 1LA;1LC	2	11.8116-0410.2	390589	ATE
1.8 T	120	07/02→12/04	←	+PR 1LF;1LT	2	11.8116-0143.1	390513	ATE
1.8 T	125	07/01→12/04	←	+PR 1LF;1LT	2	11.8116-0143.1	390513	ATE
1.8 T	140	11/02→12/04	←	+PR 1LB;1LE	2	11.8116-0143.1	390513	ATE
1.8 T quattro	120	07/02→12/04	←	+PR 1LB;1LE	2	11.8116-0143.1	390513	ATE
1.8 T quattro	125	07/01→12/04	←	+PR 1LA;1LC	2	11.8116-0410.2	390589	ATE
1.8 T quattro	140	11/02→12/04	←	+PR 1LA;1LC	2	11.8116-0410.2	390589	ATE



	kW			 	! #		
<b>AUDI - A4 (8E2, B6) 11/00→12/05</b>							
<b>Feder, Bremssattel</b>							
1.9 TDI	74	05/01→12/04	←	+PR 1LF;1LT	2	11.8116-0143.1	390513 ATE
1.9 TDI	85	06/04→12/04	←	+PR 1LB;1LE	2	11.8116-0143.1	390513 ATE
1.9 TDI quattro	96	11/01→12/04	←	+PR 1LA;1LC	2	11.8116-0410.2	390589 ATE
2.0 FSI	110	07/02→12/04	←	+PR 1LA;1LC	2	11.8116-0410.2	390589 ATE
2.4	120	09/01→12/04					
2.4	125	09/01→12/04					
2.5 TDI	114	08/01→07/02					
2.5 TDI	120	07/02→12/04					
3.0	160	04/01→12/04					
3.0 quattro	160	04/01→12/04					
S4 quattro	253	03/03→12/04	←	8H-7-900461→; +PR 1LJ	2	11.8116-0006.2	390601 ATE
			←	→ 8H-7-900460; +PR 1LJ	2	11.8116-0410.2	390589 ATE
<b>Führungshülzensatz, Bremssattel</b>							
1.6	75	11/00→12/04	←	12/00→; +PR 1LB;1LE		11.0101-5409.2	260035 ATE
1.8 T	110	11/00→07/02	←	12/00→; +PR 1LF;1LT		11.0101-5409.2	260035 ATE
1.8 T quattro	110	11/00→07/02	←	12/00→; +PR 1LA;1LC		11.0101-5409.2	260035 ATE
1.9 TDI	96	11/00→12/04	←	12/00→; +PR 1LA;1LC		11.0101-5409.2	260035 ATE
2.0	96	11/00→12/04					
2.5 TDI quattro	132	11/00→12/04					
3.0	162	11/00→12/04					
3.0 quattro	162	11/00→12/04					
1.8 T	120	07/02→12/04	←	+PR 1LA;1LC		11.0101-5409.2	260035 ATE
1.8 T	125	07/01→12/04	←	+PR 1LF;1LT		11.0101-5409.2	260035 ATE
1.8 T	140	11/02→12/04	←	+PR 1LF;1LT		11.0101-5409.2	260035 ATE
1.8 T quattro	120	07/02→12/04	←	+PR 1LB;1LE		11.0101-5409.2	260035 ATE
1.8 T quattro	125	07/01→12/04					
1.8 T quattro	140	11/02→12/04					
1.9 TDI	74	05/01→12/04					
1.9 TDI	85	06/04→12/04					
1.9 TDI quattro	96	11/01→12/04					
2.0 FSI	110	07/02→12/04					
2.4	120	09/01→12/04					
2.4	125	09/01→12/04					
2.5 TDI	114	08/01→07/02					
2.5 TDI	120	07/02→12/04					
3.0	160	04/01→12/04					
3.0 quattro	160	04/01→12/04					
S4 quattro	253	03/03→12/04	←	→ 8H-7-900460; +PR 1LJ		11.0101-5409.2	260035 ATE
			←	8H-7-900461→; +PR 1LJ		11.0101-5409.2	260035 ATE
<b>Führungsbolzen, Bremssattel</b>							
1.6	75	11/00→12/04		12/00→; +PR 1LA;1LC		11.8171-0008.1	990049 ATE
1.8 T	110	11/00→07/02		12/00→; +PR 1LF;1LT		11.8171-0008.1	990049 ATE
1.8 T quattro	110	11/00→07/02		12/00→; +PR 1LB;1LE		11.8171-0008.1	990049 ATE
1.9 TDI	96	11/00→12/04		12/00→; +PR 1LB;1LE		11.8171-0008.1	990049 ATE
2.0	96	11/00→12/04					
2.5 TDI quattro	132	11/00→12/04					
3.0	162	11/00→12/04					
3.0 quattro	162	11/00→12/04					
1.8 T	120	07/02→12/04		+PR 1LF;1LT		11.8171-0008.1	990049 ATE
1.8 T	125	07/01→12/04		+PR 1LB;1LE		11.8171-0008.1	990049 ATE
1.8 T	140	11/02→12/04		+PR 1LA;1LC		11.8171-0008.1	990049 ATE
1.8 T quattro	120	07/02→12/04		+PR 1LA;1LC		11.8171-0008.1	990049 ATE
1.8 T quattro	125	07/01→12/04					
1.8 T quattro	140	11/02→12/04					
1.9 TDI	74	05/01→12/04					
1.9 TDI	85	06/04→12/04					
1.9 TDI quattro	96	11/01→12/04					
2.0 FSI	110	07/02→12/04					
2.4	120	09/01→12/04					
2.4	125	09/01→12/04					
2.5 TDI	114	08/01→07/02					
2.5 TDI	120	07/02→12/04					
3.0	160	04/01→12/04					
3.0 quattro	160	04/01→12/04					
S4 quattro	253	03/03→12/04		→ 8H-7-900460; +PR 1LJ		11.8171-0008.1	990049 ATE
				8H-7-900461→; +PR 1LJ		11.8171-0008.1	990049 ATE
<b>Dichtungssatz, Bremssattel</b>							
1.6	75	11/00→12/04	←	12/00→; +PR 1LB;1LE		11.0441-5704.2	250034 ATE
1.8 T	110	11/00→07/02	←	12/00→; +PR 1LF;1LT		11.0441-5704.2	250034 ATE
1.8 T quattro	110	11/00→07/02	←	12/00→; +PR 1LA;1LC		11.0441-6008.2	250038 ATE für Kolben-Ø [mm]: 60
1.9 TDI	96	11/00→12/04	←	12/00→; +PR 1LA;1LC		11.0441-6008.2	250038 ATE für Kolben-Ø [mm]: 60
2.0	96	11/00→12/04					
2.5 TDI quattro	132	11/00→12/04					
3.0	162	11/00→12/04					
3.0 quattro	162	11/00→12/04					
1.8 T	120	07/02→12/04	←	+PR 1LF;1LT		11.0441-5704.2	250034 ATE
↓							

### AUDI - A4 (8E2, B6) 11/00→12/05

#### Dichtungssatz, Bremssattel

1.8 T	125	07/01→12/04	←	+PR 1LB;1LE		<b>11.0441-5704.2</b>	<b>250034</b>	ATE
1.8 T	140	11/02→12/04						
1.8 T quattro	120	07/02→12/04	←	+PR 1LA;1LC		<b>11.0441-6008.2</b>	<b>250038</b>	ATE für Kolben-Ø [mm]: 60
1.8 T quattro	125	07/01→12/04						
1.8 T quattro	140	11/02→12/04						
1.9 TDI	74	05/01→12/04						
1.9 TDI	85	06/04→12/04						
1.9 TDI quattro	96	11/01→12/04						
2.0 FSI	110	07/02→12/04						
2.4	120	09/01→12/04						
2.4	125	09/01→12/04						
2.5 TDI	114	08/01→07/02						
2.5 TDI	120	07/02→12/04						
3.0	160	04/01→12/04						
3.0 quattro	160	04/01→12/04						
S4 quattro	253	03/03→12/04		→ 8H-7-900460; +PR 1LJ		<b>11.0441-6008.2</b>	<b>250038</b>	ATE für Kolben-Ø [mm]: 60
			←	8H-7-900461→; +PR 1LJ		<b>11.0441-6008.2</b>	<b>250038</b>	ATE für Kolben-Ø [mm]: 60

#### Bremsschlauch








1.6	75	11/00→12/04	←	12/00→		<b>24.5237-0308.3</b>	<b>331435</b>	L= 308
1.8 T	110	11/00→07/02						
1.8 T quattro	110	11/00→07/02	→	12/00→		<b>24.5138-0263.3</b>	<b>330885</b>	L= 263
1.9 TDI	96	11/00→12/04						
2.0	96	11/00→12/04						
2.5 TDI quattro	132	11/00→12/04						
3.0	162	11/00→12/04						
3.0 quattro	162	11/00→12/04						
1.8 T	120	07/02→12/04	←			<b>24.5237-0308.3</b>	<b>331435</b>	L= 308
1.8 T	125	07/01→12/04						
1.8 T	140	11/02→12/04	→			<b>24.5138-0263.3</b>	<b>330885</b>	L= 263
1.8 T quattro	120	07/02→12/04						
1.8 T quattro	125	07/01→12/04						
1.8 T quattro	140	11/02→12/04						
1.9 TDI	74	05/01→12/04						
1.9 TDI	85	06/04→12/04						
1.9 TDI quattro	96	11/01→12/04						
2.0 FSI	110	07/02→12/04						
2.4	120	09/01→12/04						
2.4	125	09/01→12/04						
2.5 TDI	114	08/01→07/02						
2.5 TDI	120	07/02→12/04						
3.0	160	04/01→12/04						
3.0 quattro	160	04/01→12/04						
S4 quattro	253	03/03→12/04						

### AUDI - A4 (8EC, B7) 11/04→06/08








#### Bremssattel

1.6	75	11/04→06/08	←	☐; +PR 1LF;1LT		<b>11.9571-9835.2</b>	<b>220427</b>	ATE Ø 57 - Halter
1.8 T	120	11/04→06/08						
1.8 T quattro	120	11/04→06/08	←	☐; +PR 1LF;1LT		<b>11.9571-9836.2</b>	<b>220428</b>	ATE Ø 57 - Halter
1.9 TDI	85	11/04→06/08	←	☐; +PR 1LA;1LC		<b>11.9606-9953.2</b>	<b>220587</b>	ATE Ø 60 - Halter
2.0	96	11/04→06/08						
2.0 TDI	89	09/05→09/06	←	☐; +PR 1LA;1LC		<b>11.9606-9954.2</b>	<b>220588</b>	ATE Ø 60 - Halter
2.0 TDI	100	11/04→06/08	←	☐; 8E-8-000001→; +PR 1LZ		<b>24.3541-1763.5</b>	<b>240231</b>	TRW Ø 54 - Halter
2.0 TDI	103	11/04→06/08						
2.0 TDI 16V	103	11/04→06/08	←	☐; → 8E-7-300000; +PR 1LZ		<b>24.3541-1763.5</b>	<b>240231</b>	TRW Ø 54 - Halter
2.0 TFSI	125	10/06→06/08						
2.0 TFSI	147	11/04→06/08	←	☐; → 8E-7-300000; +PR 1LZ		<b>24.3541-1764.5</b>	<b>240232</b>	TRW Ø 54 - Halter
2.0 TFSI	162	06/05→06/08	←	☐; 8E-8-000001→; +PR 1LZ		<b>24.3541-1764.5</b>	<b>240232</b>	TRW Ø 54 - Halter
2.0 TFSI quattro	147	11/04→06/08						
2.0 TFSI quattro	162	06/05→06/08	←	☐; +PR 1LB;1LE		<b>24.3571-8521.5</b>	<b>240495</b>	ATE Ø 57 - Halter
2.5 TDI	120	11/04→05/06	←	☐; +PR 1LB;1LE		<b>24.3571-8522.5</b>	<b>240496</b>	ATE Ø 57 - Halter
3.0	160	11/04→05/06						
3.0 quattro	160	11/04→07/06	→	☐; → 8E-7-300000; +PR 1KD;1KP		<b>24.3384-1735.5</b>	<b>240822</b>	TRW Ø 38 - Halter
3.0 TDI quattro	150	11/04→06/08	→	☐; → 8E-7-300000; +PR 1KD;1KP		<b>24.3384-1736.5</b>	<b>240823</b>	TRW Ø 38 - Halter
3.2 FSI	188	01/05→06/08						
3.2 FSI quattro	188	01/05→06/08	→	☐; 8E-5-400001→; +PR 1KW		<b>24.3414-1713.5</b>	<b>240914</b>	TRW Ø 41 - Halter
			→	☐; 8E-5-400001→; +PR 1KW		<b>24.3414-1714.5</b>	<b>240915</b>	TRW Ø 41 - Halter
2.0 TDI	93	11/05→11/06	←	☐; 06/06→; +PR 1LF;1LT		<b>11.9571-9835.2</b>	<b>220427</b>	ATE Ø 57 - Halter
			←	☐; 06/06→; +PR 1LF;1LT		<b>11.9571-9836.2</b>	<b>220428</b>	ATE Ø 57 - Halter
			←	☐; 06/06→; +PR 1LA;1LC		<b>11.9606-9953.2</b>	<b>220587</b>	ATE Ø 60 - Halter
			←	☐; 06/06→; +PR 1LA;1LC		<b>11.9606-9954.2</b>	<b>220588</b>	ATE Ø 60 - Halter
			←	☐; 8E-8-000001→; +PR 1LZ		<b>24.3541-1763.5</b>	<b>240231</b>	TRW Ø 54 - Halter
			←	☐; 06/06→; → 8E-7-300000; +PR 1LZ		<b>24.3541-1763.5</b>	<b>240231</b>	TRW Ø 54 - Halter
			←	☐; 06/06→; → 8E-7-300000; +PR 1LZ		<b>24.3541-1764.5</b>	<b>240232</b>	TRW Ø 54 - Halter



















	kw			 	! #		
<b>AUDI - A4 (8EC, B7) 11/04→06/08</b>							
<b>Bremssattel</b>							
2.0 TDI	93	11/05→11/06	←	☐; 8E-8-000001→; +PR 1LZ		24.3541-1764.5 240232	TRW Ø 54 - Halter
			←	☐; 06/06→; +PR 1LB;1LE		24.3571-8521.5 240495	ATE Ø 57 - Halter
			←	☐; 06/06→; +PR 1LB;1LE		24.3571-8522.5 240496	ATE Ø 57 - Halter
			→	☐; 06/06→; → 8E-7-300000; +PR 1KD;1KP		24.3384-1735.5 240822	TRW Ø 38 - Halter
			→	☐; 06/06→; → 8E-7-300000; +PR 1KD;1KP		24.3384-1736.5 240823	TRW Ø 38 - Halter
			→	☐; 06/06→; +PR 1KW		24.3414-1713.5 240914	TRW Ø 41 - Halter
			→	☐; 06/06→; +PR 1KW		24.3414-1714.5 240915	TRW Ø 41 - Halter
2.0 TDI	120	06/06→06/08	←	☐; +PR 1LF;1LT		11.9571-9835.2 220427	ATE Ø 57 - Halter
2.0 TDI	125	06/06→06/08	←	☐; +PR 1LF;1LT		11.9571-9836.2 220428	ATE Ø 57 - Halter
2.0 TDI quattro	103	01/06→06/08	←	☐; +PR 1LA;1LC		11.9606-9953.2 220587	ATE Ø 60 - Halter
2.0 TDI quattro	120	06/06→06/08	←	☐; +PR 1LA;1LC		11.9606-9954.2 220588	ATE Ø 60 - Halter
2.0 TDI quattro	125	06/06→06/08	←	☐; +PR 1LA;1LC		11.9606-9954.2 220588	ATE Ø 60 - Halter
2.7 TDI	120	11/05→06/08	←	☐; +PR 1LA;1LC		11.9606-9954.2 220588	ATE Ø 60 - Halter
2.7 TDI	132	01/06→06/08	←	☐; 8E-8-000001→; +PR 1LZ		24.3541-1763.5 240231	TRW Ø 54 - Halter
3.0 TDI quattro	171	01/06→06/08	←	☐; → 8E-7-300000; +PR 1LZ		24.3541-1763.5 240231	TRW Ø 54 - Halter
			←	☐; → 8E-7-300000; +PR 1LZ		24.3541-1764.5 240232	TRW Ø 54 - Halter
			←	☐; 8E-8-000001→; +PR 1LZ		24.3541-1764.5 240232	TRW Ø 54 - Halter
			←	☐; +PR 1LB;1LE		24.3571-8521.5 240495	ATE Ø 57 - Halter
			←	☐; +PR 1LB;1LE		24.3571-8522.5 240496	ATE Ø 57 - Halter
			→	☐; → 8E-7-300000; +PR 1KD;1KP		24.3384-1735.5 240822	TRW Ø 38 - Halter
			→	☐; → 8E-7-300000; +PR 1KD;1KP		24.3384-1736.5 240823	TRW Ø 38 - Halter
			→	☐; +PR 1KW		24.3414-1713.5 240914	TRW Ø 41 - Halter
			→	☐; +PR 1KW		24.3414-1714.5 240915	TRW Ø 41 - Halter
S4 quattro	253	11/04→06/08	←	☐; → 8H-7-900460; +PR 1LJ		24.3606-9961.5 240970	ATE Ø 60 - Halter
			←	☐; 8H-7-900461→; +PR 1LJ		24.3606-9961.5 240970	ATE Ø 60 - Halter
			←	☐; 8H-7-900461→; +PR 1LJ		24.3606-9962.5 240971	ATE Ø 60 - Halter
			←	☐; → 8H-7-900460; +PR 1LJ		24.3606-9962.5 240971	ATE Ø 60 - Halter
<b>Halter, Bremssattel</b>							
1.6	75	11/04→06/08	←	+PR 1LB;1LE		11.0230-0560.1 260125	ATE
1.8 T	120	11/04→06/08	←	+PR 1LF;1LT		11.0230-0569.1 260126	ATE
1.8 T quattro	120	11/04→06/08	←	+PR 1LF;1LT		11.0230-0569.1 260126	ATE
1.9 TDI	85	11/04→06/08	←	+PR 1LA;1LC		11.0230-0807.1 260134	ATE
2.0	96	11/04→06/08	←	+PR 1LA;1LC		11.0230-0807.1 260134	ATE
2.0 TDI	89	09/05→09/06					
2.0 TDI	100	11/04→06/08					
2.0 TDI	103	11/04→06/08					
2.0 TDI	120	06/06→06/08					
2.0 TDI	125	06/06→06/08					
2.0 TDI 16V	103	11/04→06/08					
2.0 TDI quattro	103	01/06→06/08					
2.0 TDI quattro	120	06/06→06/08					
2.0 TDI quattro	125	06/06→06/08					
2.0 TFSI	125	10/06→06/08					
2.0 TFSI	147	11/04→06/08					
2.0 TFSI	162	06/05→06/08					
2.0 TFSI quattro	147	11/04→06/08					
2.0 TFSI quattro	162	06/05→06/08					
2.5 TDI	120	11/04→05/06					
2.7 TDI	120	11/05→06/08					
2.7 TDI	132	01/06→06/08					
3.0	160	11/04→05/06					
3.0 quattro	160	11/04→07/06					
3.0 TDI quattro	150	11/04→06/08					
3.0 TDI quattro	171	01/06→06/08					
3.2 FSI	188	01/05→06/08					
3.2 FSI quattro	188	01/05→06/08					
2.0 TDI	93	11/05→11/06	←	06/06→; +PR 1LB;1LE		11.0230-0560.1 260125	ATE
			←	06/06→; +PR 1LF;1LT		11.0230-0569.1 260126	ATE
			←	06/06→; +PR 1LA;1LC		11.0230-0807.1 260134	ATE
S4 quattro	253	11/04→06/08	←	→ 8H-7-900460; +PR 1LJ		11.0230-0663.1 260131	ATE
<b>Feder, Bremssattel</b>							
1.6	75	11/04→06/08	←	+PR 1LF;1LT	2	11.8116-0143.1 390513	ATE
1.8 T	120	11/04→06/08	←	+PR 1LB;1LE	2	11.8116-0143.1 390513	ATE
1.8 T quattro	120	11/04→06/08	←	+PR 1LB;1LE	2	11.8116-0143.1 390513	ATE
↓							










	kw			 	! #		
<b>AUDI - A4 (8EC, B7) 11/04→06/08</b>							
<b>Feder, Bremssattel</b>							
1.9 TDI	85	11/04→06/08	←	+PR 1LA;1LC	2	11.8116-0410.2	390589 ATE
2.0	96	11/04→06/08					
2.0 TDI	89	09/05→09/06					
2.0 TDI	100	11/04→06/08					
2.0 TDI	103	11/04→06/08					
2.0 TDI	120	06/06→06/08					
2.0 TDI	125	06/06→06/08					
2.0 TDI 16V	103	11/04→06/08					
2.0 TDI quattro	103	01/06→06/08					
2.0 TDI quattro	120	06/06→06/08					
2.0 TDI quattro	125	06/06→06/08					
2.0 TFSI	125	10/06→06/08					
2.0 TFSI	147	11/04→06/08					
2.0 TFSI	162	06/05→06/08					
2.0 TFSI quattro	147	11/04→06/08					
2.0 TFSI quattro	162	06/05→06/08					
2.5 TDI	120	11/04→05/06					
2.7 TDI	120	11/05→06/08					
2.7 TDI	132	01/06→06/08					
3.0	160	11/04→05/06					
3.0 quattro	160	11/04→07/06					
3.0 TDI quattro	150	11/04→06/08					
3.0 TDI quattro	171	01/06→06/08					
3.2 FSI	188	01/05→06/08					
3.2 FSI quattro	188	01/05→06/08					
2.0 TDI	93	11/05→11/06	←	06/06→; +PR 1LF;1LT	2	11.8116-0143.1	390513 ATE
			←	06/06→; +PR 1LB;1LE	2	11.8116-0143.1	390513 ATE
			←	06/06→; +PR 1LA;1LC	2	11.8116-0410.2	390589 ATE
S4 quattro	253	11/04→06/08	←	8H-7-900461→; +PR 1LJ	2	11.8116-0006.2	390601 ATE
			←	→ 8H-7-900460; +PR 1LJ	2	11.8116-0410.2	390589 ATE
<b>Führungshülzensatz, Bremssattel</b>							
1.6	75	11/04→06/08	←	+PR 1LA;1LC		11.0101-5409.2	260035 ATE
1.8 T	120	11/04→06/08	←	+PR 1LF;1LT		11.0101-5409.2	260035 ATE
1.8 T quattro	120	11/04→06/08	←	+PR 1LF;1LT		11.0101-5409.2	260035 ATE
1.9 TDI	85	11/04→06/08	←	+PR 1LB;1LE		11.0101-5409.2	260035 ATE
2.0	96	11/04→06/08					
2.0 TDI	89	09/05→09/06					
2.0 TDI	100	11/04→06/08					
2.0 TDI	103	11/04→06/08					
2.0 TDI	120	06/06→06/08					
2.0 TDI	125	06/06→06/08					
2.0 TDI 16V	103	11/04→06/08					
2.0 TDI quattro	103	01/06→06/08					
2.0 TDI quattro	120	06/06→06/08					
2.0 TDI quattro	125	06/06→06/08					
2.0 TFSI	125	10/06→06/08					
2.0 TFSI	147	11/04→06/08					
2.0 TFSI	162	06/05→06/08					
2.0 TFSI quattro	147	11/04→06/08					
2.0 TFSI quattro	162	06/05→06/08					
2.5 TDI	120	11/04→05/06					
2.7 TDI	120	11/05→06/08					
2.7 TDI	132	01/06→06/08					
3.0	160	11/04→05/06					
3.0 quattro	160	11/04→07/06					
3.0 TDI quattro	150	11/04→06/08					
3.0 TDI quattro	171	01/06→06/08					
3.2 FSI	188	01/05→06/08					
3.2 FSI quattro	188	01/05→06/08					
2.0 TDI	93	11/05→11/06	←	06/06→; +PR 1LB;1LE		11.0101-5409.2	260035 ATE
			←	06/06→; +PR 1LA;1LC		11.0101-5409.2	260035 ATE
			←	06/06→; +PR 1LF;1LT		11.0101-5409.2	260035 ATE
S4 quattro	253	11/04→06/08	←	8H-7-900461→; +PR 1LJ		11.0101-5409.2	260035 ATE
			←	→ 8H-7-900460; +PR 1LJ		11.0101-5409.2	260035 ATE
<b>Führungsbolzen, Bremssattel</b>							
1.6	75	11/04→06/08		+PR 1LF;1LT		11.8171-0008.1	990049 ATE
1.8 T	120	11/04→06/08		+PR 1LB;1LE		11.8171-0008.1	990049 ATE
1.8 T quattro	120	11/04→06/08		+PR 1LA;1LC		11.8171-0008.1	990049 ATE
1.9 TDI	85	11/04→06/08					
2.0	96	11/04→06/08					
2.0 TDI	89	09/05→09/06					
2.0 TDI	100	11/04→06/08					
2.0 TDI	103	11/04→06/08					
2.0 TDI	120	06/06→06/08					
2.0 TDI	125	06/06→06/08					
↓							


















	kw			 	! #		
<b>AUDI - A4 (8EC, B7) 11/04→06/08</b>							
<b>Führungsbolzen, Bremsattel</b>							
2.0 TDI 16V	103	11/04→06/08		+PR 1LF;1LT		11.8171-0008.1 990049	ATE
2.0 TDI quattro	103	01/06→06/08		+PR 1LB;1LE		11.8171-0008.1 990049	ATE
2.0 TDI quattro	120	06/06→06/08		+PR 1LA;1LC		11.8171-0008.1 990049	ATE
2.0 TDI quattro	125	06/06→06/08					
2.0 TFSI	125	10/06→06/08					
2.0 TFSI	147	11/04→06/08					
2.0 TFSI	162	06/05→06/08					
2.0 TFSI quattro	147	11/04→06/08					
2.0 TFSI quattro	162	06/05→06/08					
2.5 TDI	120	11/04→05/06					
2.7 TDI	120	11/05→06/08					
2.7 TDI	132	01/06→06/08					
3.0	160	11/04→05/06					
3.0 quattro	160	11/04→07/06					
3.0 TDI quattro	150	11/04→06/08					
3.0 TDI quattro	171	01/06→06/08					
3.2 FSI	188	01/05→06/08					
3.2 FSI quattro	188	01/05→06/08					
2.0 TDI	93	11/05→11/06		06/06→; +PR 1LA;1LC		11.8171-0008.1 990049	ATE
				06/06→; +PR 1LF;1LT		11.8171-0008.1 990049	ATE
				06/06→; +PR 1LB;1LE		11.8171-0008.1 990049	ATE
S4 quattro	253	11/04→06/08		→ 8H-7-900460; +PR 1LJ		11.8171-0008.1 990049	ATE
				8H-7-900461→; +PR 1LJ		11.8171-0008.1 990049	ATE
<b>Dichtungssatz, Bremsattel</b>							
1.6	75	11/04→06/08	←	+PR 1LF;1LT		11.0441-5704.2 250034	ATE
1.8 T	120	11/04→06/08	←	+PR 1LB;1LE		11.0441-5704.2 250034	ATE
1.8 T quattro	120	11/04→06/08	←	+PR 1LA;1LC		11.0441-6008.2 250038	ATE für Kolben-Ø [mm]: 60
1.9 TDI	85	11/04→06/08	←				
2.0	96	11/04→06/08					
2.0 TDI	89	09/05→09/06					
2.0 TDI	100	11/04→06/08					
2.0 TDI	103	11/04→06/08					
2.0 TDI	120	06/06→06/08					
2.0 TDI	125	06/06→06/08					
2.0 TDI 16V	103	11/04→06/08					
2.0 TDI quattro	103	01/06→06/08					
2.0 TDI quattro	120	06/06→06/08					
2.0 TDI quattro	125	06/06→06/08					
2.0 TFSI	125	10/06→06/08					
2.0 TFSI	147	11/04→06/08					
2.0 TFSI	162	06/05→06/08					
2.0 TFSI quattro	147	11/04→06/08					
2.0 TFSI quattro	162	06/05→06/08					
2.5 TDI	120	11/04→05/06					
2.7 TDI	120	11/05→06/08					
2.7 TDI	132	01/06→06/08					
3.0	160	11/04→05/06					
3.0 quattro	160	11/04→07/06					
3.0 TDI quattro	150	11/04→06/08					
3.0 TDI quattro	171	01/06→06/08					
3.2 FSI	188	01/05→06/08					
3.2 FSI quattro	188	01/05→06/08					
2.0 TDI	93	11/05→11/06	←	06/06→; +PR 1LB;1LE		11.0441-5704.2 250034	ATE
			←	06/06→; +PR 1LF;1LT		11.0441-5704.2 250034	ATE
			←	06/06→; +PR 1LA;1LC		11.0441-6008.2 250038	ATE für Kolben-Ø [mm]: 60
S4 quattro	253	11/04→06/08		→ 8H-7-900460; +PR 1LJ		11.0441-6008.2 250038	ATE für Kolben-Ø [mm]: 60
			←	8H-7-900461→; +PR 1LJ		11.0441-6008.2 250038	ATE für Kolben-Ø [mm]: 60
<b>Bremsschlauch</b>							
1.6	75	11/04→06/08	←		2	24.5237-0308.3 331435	L= 308
1.8 T	120	11/04→06/08	→		2	24.5138-0263.3 330885	L= 263
1.8 T quattro	120	11/04→06/08	→				
1.9 TDI	85	11/04→06/08					
2.0	96	11/04→06/08					
2.0 TDI	89	09/05→09/06					
2.0 TDI	100	11/04→06/08					
2.0 TDI	103	11/04→06/08					
2.0 TDI	120	06/06→06/08					
2.0 TDI	125	06/06→06/08					
2.0 TDI 16V	103	11/04→06/08					
2.0 TDI quattro	103	01/06→06/08					
2.0 TDI quattro	120	06/06→06/08					
2.0 TDI quattro	125	06/06→06/08					
2.0 TFSI	125	10/06→06/08					
2.0 TFSI	147	11/04→06/08					
2.0 TFSI	162	06/05→06/08					
2.0 TFSI quattro	147	11/04→06/08					
↓							

	kw			 	! #		
<b>AUDI - A4 (8EC, B7) 11/04→06/08</b>							
 <b>Bremsschlauch</b>							
2.0 TFSI quattro	162	06/05→06/08	←		2	24.5237-0308.3 331435	L= 308
2.5 TDI	120	11/04→05/06	→				
2.7 TDI	120	11/05→06/08	→		2	24.5138-0263.3 330885	L= 263
2.7 TDI	132	01/06→06/08					
3.0	160	11/04→05/06					
3.0 quattro	160	11/04→07/06					
3.0 TDI quattro	150	11/04→06/08					
3.0 TDI quattro	171	01/06→06/08					
3.2 FSI	188	01/05→06/08					
3.2 FSI quattro	188	01/05→06/08					
S4 quattro	253	11/04→06/08					
2.0 TDI	93	11/05→11/06	←	06/06→	2	24.5237-0308.3 331435	L= 308
			→	06/06→	2	24.5138-0263.3 330885	L= 263
RS4 quattro	309	09/05→06/08	←	11/05→	2	83.6169-0418.3 330894	L= 422
<b>AUDI - A4 (8K2, B8) 08/07→12/15</b>							
 <b>Bremssattel</b>							
1.8 TFSI	88	01/08→12/15	←	☐; +PR 1LY		11.9571-9755.2 220845	ATE Ø 57 - Halter
1.8 TFSI	118	11/07→03/12	←	☐; +PR 1LT		11.9571-9755.2 220845	ATE Ø 57 - Halter
1.8 TFSI quattro	118	09/08→03/12	←	☐; +PR 1LT		11.9571-9755.2 220845	ATE Ø 57 - Halter
2.0 TDI	88	06/08→12/15	←	☐; +PR 1LY		11.9571-9756.2 220846	ATE Ø 57 - Halter
2.0 TDI	100	11/07→12/15	←	☐; +PR 1LT		11.9571-9756.2 220846	ATE Ø 57 - Halter
2.0 TDI	105	11/07→12/15	←	☐; +PR 1LT		11.9571-9756.2 220846	ATE Ø 57 - Halter
2.0 TDI	120	08/08→12/15	←	☐; +PR 1LA,1LB		24.3571-1773.5 240625	TRW Ø 57 - Halter
2.0 TDI	125	01/08→03/12	←	☐; +PR 1LA,1LB		24.3571-1774.5 240626	TRW Ø 57 - Halter
2.0 TDI	130	11/11→12/15	←	☐; +PR 1LA,1LB		24.3571-1774.5 240626	TRW Ø 57 - Halter
2.0 TDI 16V	103	07/08→	→	☐; +PR 1KW; → 8K-C-715000		24.6243-1703.7 220945	TRW Ø 43 + EMot / - Halter + FSB
2.0 TDI quattro	105	11/08→12/15	→	☐; +PR 1KW; → 8K-C-715000		24.6243-1704.7 220946	TRW Ø 43 + EMot / - Halter + FSB
2.0 TDI quattro	125	01/08→03/12	→	☐; +PR 1KW; → 8K-C-715000		24.6243-1707.7 220979	TRW Ø 43 + EMot / - Halter + FSB
2.0 TDI quattro	130	11/11→12/15	→	☐; +PR 1KW; → 8K-C-715000		24.6243-1708.7 220980	TRW Ø 43 + EMot / - Halter + FSB
2.0 TFSI	132	06/08→12/15	→	☐; 8K-D-000001→; +PR 1KW,2EH		24.6243-1707.7 220979	TRW Ø 43 + EMot / - Halter + FSB
2.0 TFSI	155	06/08→05/13	→	☐; 8K-D-000001→; +PR 1KW,2EH		24.6243-1708.7 220980	TRW Ø 43 + EMot / - Halter + FSB
2.0 TFSI flexible fuel	132	11/09→12/15	→	☐; 8K-D-000001→; +PR 1KW,2EH		24.6243-1707.7 220979	TRW Ø 43 + EMot / - Halter + FSB
2.0 TFSI flexible fuel quattro	132	11/09→12/15	→	☐; 8K-D-000001→; +PR 1KW,2EH		24.6243-1708.7 220980	TRW Ø 43 + EMot / - Halter + FSB
2.0 TFSI quattro	155	06/08→12/15	→	☐; +PR 1KP		24.6243-1721.5 240782	TRW Ø 43 + EMot / - Halter + FSB
2.0 TFSI quattro	120	11/07→03/12	→	☐; +PR 1KP		24.6243-1722.5 240783	TRW Ø 43 + EMot / - Halter + FSB
2.7 TDI	140	11/07→03/12	→	☐; +PR 1KP		24.6243-1721.5 240782	TRW Ø 43 + EMot / - Halter + FSB
3.0 TDI	150	11/11→12/15	→	☐; +PR 1KP		24.6243-1722.5 240783	TRW Ø 43 + EMot / - Halter + FSB
3.0 TDI quattro	155	06/08→05/10	→	☐; +PR 1KP		24.6243-1721.5 240782	TRW Ø 43 + EMot / - Halter + FSB
3.0 TDI quattro	176	11/07→03/12	→	☐; +PR 1KP		24.6243-1722.5 240783	TRW Ø 43 + EMot / - Halter + FSB
3.0 TDI quattro	180	11/11→12/15	→	☐; +PR 1KP		24.6243-1721.5 240782	TRW Ø 43 + EMot / - Halter + FSB
3.0 TFSI quattro	200	02/12→12/15	→	☐; +PR 1KP		24.6243-1722.5 240783	TRW Ø 43 + EMot / - Halter + FSB
3.2 FSI	195	09/08→03/12	→	☐; +PR 1KP		24.6243-1721.5 240782	TRW Ø 43 + EMot / - Halter + FSB
3.2 FSI quattro	195	11/07→03/12	→	☐; +PR 1KP		24.6243-1722.5 240783	TRW Ø 43 + EMot / - Halter + FSB
1.8 TFSI	125	11/11→12/15	←	☐; 01/12→; +PR 1LT		11.9571-9755.2 220845	ATE Ø 57 - Halter
1.8 TFSI quattro	125	11/11→12/15	←	☐; 01/12→; +PR 1LY		11.9571-9755.2 220845	ATE Ø 57 - Halter
			←	☐; 01/12→; +PR 1LT		11.9571-9756.2 220846	ATE Ø 57 - Halter
			←	☐; 01/12→; +PR 1LY		11.9571-9756.2 220846	ATE Ø 57 - Halter
			←	☐; 01/12→; +PR 1LA,1LB		24.3571-1773.5 240625	TRW Ø 57 - Halter
			←	☐; 01/12→; +PR 1LA,1LB		24.3571-1774.5 240626	TRW Ø 57 - Halter
			→	☐; 01/12→; +PR 1KW; → 8K-C-715000		24.6243-1703.7 220945	TRW Ø 43 + EMot / - Halter + FSB
			→	☐; 01/12→; +PR 1KW; → 8K-C-715000		24.6243-1704.7 220946	TRW Ø 43 + EMot / - Halter + FSB
			→	☐; 8K-D-000001→; +PR 1KW,2EH		24.6243-1707.7 220979	TRW Ø 43 + EMot / - Halter + FSB
			→	☐; 8K-D-000001→; +PR 1KW,2EH		24.6243-1708.7 220980	TRW Ø 43 + EMot / - Halter + FSB
			→	☐; 01/12→; +PR 1KP		24.6243-1721.5 240782	TRW Ø 43 + EMot / - Halter + FSB
			→	☐; 01/12→; +PR 1KP		24.6243-1722.5 240783	TRW Ø 43 + EMot / - Halter + FSB
2.0 TDI	110	05/13→12/15	←	☐; +PR 1LY		11.9571-9755.2 220845	ATE Ø 57 - Halter
2.0 TDI	140	09/13→12/15	←	☐; +PR 1LT		11.9571-9755.2 220845	ATE Ø 57 - Halter
2.0 TDI quattro	110	05/13→12/15	←	☐; +PR 1LY		11.9571-9756.2 220846	ATE Ø 57 - Halter
2.0 TDI quattro	140	09/13→12/15	←	☐; +PR 1LT		11.9571-9756.2 220846	ATE Ø 57 - Halter
2.0 TFSI	165	05/13→12/15	←	☐; +PR 1LA,1LB		24.3571-1773.5 240625	TRW Ø 57 - Halter
2.0 TFSI quattro	162	05/13→12/15	←	☐; +PR 1LA,1LB		24.3571-1774.5 240626	TRW Ø 57 - Halter
2.0 TFSI quattro	165	05/13→12/15	←	☐; +PR 1LA,1LB		24.3571-1774.5 240626	TRW Ø 57 - Halter
			→	☐; +PR 1KW,2EH		24.6243-1707.7 220979	TRW Ø 43 + EMot / - Halter + FSB











	kw			 	! #			
<b>AUDI - A4 (8K2, B8) 08/07→12/15</b>								
<b>Bremssattel</b>								
2.0 TDI	110	05/13→12/15	➡	☐; +PR 1KW,2EH		24.6243-1708.7	220980	TRW Ø 43 + EMot / - Halter + FSB
2.0 TDI	140	09/13→12/15						
2.0 TDI quattro	110	05/13→12/15				24.6243-1721.5	240782	TRW Ø 43 + EMot / - Halter + FSB
2.0 TDI quattro	140	09/13→12/15	➡	☐; +PR 1KP				
2.0 TFSI	165	05/13→12/15				24.6243-1722.5	240783	TRW Ø 43 + EMot / - Halter + FSB
2.0 TFSI quattro	162	05/13→12/15	➡	☐; +PR 1KP				
2.0 TFSI quattro	165	05/13→12/15						
S4 quattro	245	11/08→12/15	➡	☐; → 8K-C-715000; +PR 1KE		24.6243-1705.7	220947	TRW Ø 43 + EMot / - Halter + FSB
			➡	☐; → 8K-C-715000; +PR 1KE		24.6243-1706.7	220948	TRW Ø 43 + EMot / - Halter + FSB
<b>Halter, Bremssattel</b>								
1.8 TFSI	88	01/08→12/15	←	+PR 1LY		11.0230-0783.1	260133	ATE
1.8 TFSI	118	11/07→03/12						
1.8 TFSI quattro	118	09/08→03/12	←	+PR 1LT		11.0230-0783.1	260133	ATE
2.0 TDI	88	06/08→12/15						
2.0 TDI	100	11/07→12/15						
2.0 TDI	105	11/07→12/15						
2.0 TDI	110	05/13→12/15						
2.0 TDI	120	08/08→12/15						
2.0 TDI	125	01/08→03/12						
2.0 TDI	130	11/11→12/15						
2.0 TDI	140	09/13→12/15						
2.0 TDI 16V	103	07/08→						
2.0 TDI quattro	105	11/08→12/15						
2.0 TDI quattro	110	05/13→12/15						
2.0 TDI quattro	125	01/08→03/12						
2.0 TDI quattro	130	11/11→12/15						
2.0 TDI quattro	140	09/13→12/15						
2.0 TFSI	132	06/08→12/15						
2.0 TFSI	155	06/08→05/13						
2.0 TFSI	165	05/13→12/15						
2.0 TFSI flexible fuel	132	11/09→12/15						
2.0 TFSI flexible fuel quattro	132	11/09→12/15						
2.0 TFSI quattro	155	06/08→12/15						
2.0 TFSI quattro	162	05/13→12/15						
2.0 TFSI quattro	165	05/13→12/15						
2.7 TDI	120	11/07→03/12						
2.7 TDI	140	11/07→03/12						
3.0 TDI	150	11/11→12/15						
3.0 TDI quattro	155	06/08→05/10						
3.0 TDI quattro	176	11/07→03/12						
3.0 TDI quattro	180	11/11→12/15						
3.0 TFSI quattro	200	02/12→12/15						
3.2 FSI	195	09/08→03/12						
3.2 FSI quattro	195	11/07→03/12						
1.8 TFSI	125	11/11→12/15	←	01/12→; +PR 1LT		11.0230-0783.1	260133	ATE
1.8 TFSI quattro	125	11/11→12/15	←	01/12→; +PR 1LY		11.0230-0783.1	260133	ATE
<b>Feder, Bremssattel</b>								
1.8 TFSI	88	01/08→12/15	←	+PR 1LY	2	11.8116-0351.1	390538	ATE
1.8 TFSI	118	11/07→03/12						
1.8 TFSI quattro	118	09/08→03/12	←	+PR 1LT	2	11.8116-0351.1	390538	ATE
2.0 TDI	88	06/08→12/15						
2.0 TDI	100	11/07→12/15						
2.0 TDI	105	11/07→12/15						
2.0 TDI	110	05/13→12/15						
2.0 TDI	120	08/08→12/15						
2.0 TDI	125	01/08→03/12						
2.0 TDI	130	11/11→12/15						
2.0 TDI	140	09/13→12/15						
2.0 TDI 16V	103	07/08→						
2.0 TDI quattro	105	11/08→12/15						
2.0 TDI quattro	110	05/13→12/15						
2.0 TDI quattro	125	01/08→03/12						
2.0 TDI quattro	130	11/11→12/15						
2.0 TDI quattro	140	09/13→12/15						
2.0 TFSI	132	06/08→12/15						
2.0 TFSI	155	06/08→05/13						
2.0 TFSI	165	05/13→12/15						
2.0 TFSI flexible fuel	132	11/09→12/15						
2.0 TFSI flexible fuel quattro	132	11/09→12/15						
2.0 TFSI quattro	155	06/08→12/15						
2.0 TFSI quattro	162	05/13→12/15						
2.0 TFSI quattro	165	05/13→12/15						
2.7 TDI	120	11/07→03/12						
2.7 TDI	140	11/07→03/12						
3.0 TDI	150	11/11→12/15						
↓								








	kW			 	! #		
<b>AUDI - A4 (8K2, B8) 08/07→12/15</b>							
<b>Feder, Bremssattel</b>							
3.0 TDI quattro	155	06/08→05/10	←	+PR 1LY	2	11.8116-0351.1	390538 ATE
3.0 TDI quattro	176	11/07→03/12	←	+PR 1LT	2	11.8116-0351.1	390538 ATE
3.0 TDI quattro	180	11/11→12/15					
3.0 TFSI quattro	200	02/12→12/15					
3.2 FSI	195	09/08→03/12					
3.2 FSI quattro	195	11/07→03/12					
1.8 TFSI	125	11/11→12/15	←	01/12→; +PR 1LY	2	11.8116-0351.1	390538 ATE
1.8 TFSI quattro	125	11/11→12/15	←	01/12→; +PR 1LT	2	11.8116-0351.1	390538 ATE
<b>Führungshülzensatz, Bremssattel</b>							
1.8 TFSI	88	01/08→12/15	←	+PR 1LY		11.0101-5409.2	260035 ATE
1.8 TFSI	118	11/07→03/12	←	+PR 1LT		11.0101-5409.2	260035 ATE
1.8 TFSI quattro	118	09/08→03/12	←				
2.0 TDI	88	06/08→12/15					
2.0 TDI	100	11/07→12/15					
2.0 TDI	105	11/07→12/15					
2.0 TDI	110	05/13→12/15					
2.0 TDI	120	08/08→12/15					
2.0 TDI	125	01/08→03/12					
2.0 TDI	130	11/11→12/15					
2.0 TDI	140	09/13→12/15					
2.0 TDI 16V	103	07/08→					
2.0 TDI quattro	105	11/08→12/15					
2.0 TDI quattro	110	05/13→12/15					
2.0 TDI quattro	125	01/08→03/12					
2.0 TDI quattro	130	11/11→12/15					
2.0 TDI quattro	140	09/13→12/15					
2.0 TFSI	132	06/08→12/15					
2.0 TFSI	155	06/08→05/13					
2.0 TFSI	165	05/13→12/15					
2.0 TFSI flexible fuel	132	11/09→12/15					
2.0 TFSI flexible fuel quattro	132	11/09→12/15					
2.0 TFSI quattro	155	06/08→12/15					
2.0 TFSI quattro	162	05/13→12/15					
2.0 TFSI quattro	165	05/13→12/15					
2.7 TDI	120	11/07→03/12					
2.7 TDI	140	11/07→03/12					
3.0 TDI	150	11/11→12/15					
3.0 TDI quattro	155	06/08→05/10					
3.0 TDI quattro	176	11/07→03/12					
3.0 TDI quattro	180	11/11→12/15					
3.0 TFSI quattro	200	02/12→12/15					
3.2 FSI	195	09/08→03/12					
3.2 FSI quattro	195	11/07→03/12					
1.8 TFSI	125	11/11→12/15	←	01/12→; +PR 1LT		11.0101-5409.2	260035 ATE
1.8 TFSI quattro	125	11/11→12/15	←	01/12→; +PR 1LY		11.0101-5409.2	260035 ATE
<b>Führungsbolzen, Bremssattel</b>							
1.8 TFSI	88	01/08→12/15	←	+PR 1LY		11.8171-0008.1	990049 ATE
1.8 TFSI	118	11/07→03/12	←	+PR 1LT		11.8171-0008.1	990049 ATE
1.8 TFSI quattro	118	09/08→03/12	←				
2.0 TDI	88	06/08→12/15					
2.0 TDI	100	11/07→12/15					
2.0 TDI	105	11/07→12/15					
2.0 TDI	110	05/13→12/15					
2.0 TDI	120	08/08→12/15					
2.0 TDI	125	01/08→03/12					
2.0 TDI	130	11/11→12/15					
2.0 TDI	140	09/13→12/15					
2.0 TDI 16V	103	07/08→					
2.0 TDI quattro	105	11/08→12/15					
2.0 TDI quattro	110	05/13→12/15					
2.0 TDI quattro	125	01/08→03/12					
2.0 TDI quattro	130	11/11→12/15					
2.0 TDI quattro	140	09/13→12/15					
2.0 TFSI	132	06/08→12/15					
2.0 TFSI	155	06/08→05/13					
2.0 TFSI	165	05/13→12/15					
2.0 TFSI flexible fuel	132	11/09→12/15					
2.0 TFSI flexible fuel quattro	132	11/09→12/15					
2.0 TFSI quattro	155	06/08→12/15					
2.0 TFSI quattro	162	05/13→12/15					
2.0 TFSI quattro	165	05/13→12/15					
2.7 TDI	120	11/07→03/12					
2.7 TDI	140	11/07→03/12					
3.0 TDI	150	11/11→12/15					
3.0 TDI quattro	155	06/08→05/10					
3.0 TDI quattro	176	11/07→03/12					
3.0 TDI quattro	180	11/11→12/15					
↓							

	kW			 	! #		
<b>AUDI - A4 (8K2, B8) 08/07→12/15</b>							
<b>Führungsbolzen, Bremsattel</b>							
3.0 TFSI quattro	200	02/12→12/15	←	+PR 1LY		11.8171-0008.1	990049 ATE
3.2 FSI	195	09/08→03/12	←	+PR 1LT		11.8171-0008.1	990049 ATE
3.2 FSI quattro	195	11/07→03/12	←	+PR 1LT		11.8171-0008.1	990049 ATE
1.8 TFSI	125	11/11→12/15	←	01/12→; +PR 1LT		11.8171-0008.1	990049 ATE
1.8 TFSI quattro	125	11/11→12/15	←	01/12→; +PR 1LY		11.8171-0008.1	990049 ATE
<b> Bremsschlauch</b>							
1.8 TFSI	88	01/08→12/15	←		2	83.7713-0476.3	331116 L= 472
1.8 TFSI	118	11/07→03/12	→		2	24.5140-0396.3	331372 L= 396
1.8 TFSI quattro	118	09/08→03/12	→		2	24.5140-0396.3	331372 L= 396
2.0 TDI	88	06/08→12/15					
2.0 TDI	100	11/07→12/15					
2.0 TDI	105	11/07→12/15					
2.0 TDI	110	05/13→12/15					
2.0 TDI	120	08/08→12/15					
2.0 TDI	125	01/08→03/12					
2.0 TDI	130	11/11→12/15					
2.0 TDI	140	09/13→12/15					
2.0 TDI 16V	103	07/08→					
2.0 TDI quattro	105	11/08→12/15					
2.0 TDI quattro	110	05/13→12/15					
2.0 TDI quattro	125	01/08→03/12					
2.0 TDI quattro	130	11/11→12/15					
2.0 TDI quattro	140	09/13→12/15					
2.0 TFSI	132	06/08→12/15					
2.0 TFSI	155	06/08→05/13					
2.0 TFSI	165	05/13→12/15					
2.0 TFSI flexible fuel	132	11/09→12/15					
2.0 TFSI flexible fuel quattro	132	11/09→12/15					
2.0 TFSI quattro	155	06/08→12/15					
2.0 TFSI quattro	162	05/13→12/15					
2.0 TFSI quattro	165	05/13→12/15					
2.7 TDI	120	11/07→03/12					
2.7 TDI	140	11/07→03/12					
3.0 TDI	150	11/11→12/15					
3.0 TDI quattro	155	06/08→05/10					
3.0 TDI quattro	176	11/07→03/12					
3.0 TDI quattro	180	11/11→12/15					
3.0 TFSI quattro	200	02/12→12/15					
3.2 FSI	195	09/08→03/12					
3.2 FSI quattro	195	11/07→03/12					
S4 quattro	245	11/08→12/15					
1.8 TFSI	125	11/11→12/15	←	01/12→	2	83.7713-0476.3	331116 L= 472
1.8 TFSI quattro	125	11/11→12/15	→	01/12→	2	24.5140-0396.3	331372 L= 396
<b>AUDI - A4 (8W2, B9) 05/15→</b>							
<b>Feder, Bremsattel</b>							
1.4 TFSI	110	08/15→		+PR 1LA,1LB	2	11.8116-0071.1	390605 ATE
2.0 TDI	90	05/16→					
2.0 TDI	100	05/15→					
2.0 TDI	110	05/15→					
2.0 TDI	140	05/15→					
2.0 TDI quattro	110	09/16→					
2.0 TDI quattro	120	09/16→					
2.0 TDI quattro	140	09/15→					
2.0 TFSI	140	05/15→					
2.0 TFSI	183	11/15→					
2.0 TFSI	185	05/15→					
2.0 TFSI quattro	183	11/15→					
2.0 TFSI quattro	185	05/15→					
3.0 TDI	160	09/15→					
3.0 TDI quattro	160	09/15→					
3.0 TDI quattro	200	05/15→					
S4 quattro	260	05/16→					
<b>Führungshülzensatz, Bremsattel</b>							
1.4 TFSI	110	08/15→	←	+PR 1LA,1LB		11.0101-5407.2	260011 ATE
2.0 TDI	90	05/16→					
2.0 TDI	100	05/15→					
2.0 TDI	110	05/15→					
2.0 TDI	140	05/15→					
2.0 TDI quattro	110	09/16→					
2.0 TDI quattro	120	09/16→					
2.0 TDI quattro	140	09/15→					
2.0 TFSI	140	05/15→					
2.0 TFSI	183	11/15→					
2.0 TFSI	185	05/15→					
2.0 TFSI quattro	183	11/15→					
2.0 TFSI quattro	185	05/15→					















































































	kw			 	! #		
<b>AUDI - A4 (8W2, B9) 05/15→</b>							
<b>Führungshülzensatz, Bremsattel</b>							
3.0 TDI	160	09/15→	←	+PR 1LA, 1LB		11.0101-5407.2 260011	ATE
3.0 TDI quattro	160	09/15→					
3.0 TDI quattro	200	05/15→					
S4 quattro	260	05/16→					
<b>Führungsbolzen, Bremsattel</b>							
1.4 TFSI	110	08/15→		+PR 1LA, 1LB		11.8171-0008.1 990049	ATE
2.0 TDI	90	05/16→					
2.0 TDI	100	05/15→					
2.0 TDI	110	05/15→					
2.0 TDI	140	05/15→					
2.0 TDI quattro	110	09/16→					
2.0 TDI quattro	120	09/16→					
2.0 TDI quattro	140	09/15→					
2.0 TFSI	140	05/15→					
2.0 TFSI	183	11/15→					
2.0 TFSI	185	05/15→					
2.0 TFSI quattro	183	11/15→					
2.0 TFSI quattro	185	05/15→					
3.0 TDI	160	09/15→					
3.0 TDI quattro	160	09/15→					
3.0 TDI quattro	200	05/15→					
S4 quattro	260	05/16→					
<b>AUDI - A4 Allroad (8KH, B8) 04/09→05/16</b>							
<b> Bremsattel</b>							
2.0 TDI quattro	100	09/09→05/16	←	☐; +PR 1LT		11.9571-9755.2 220845	ATE Ø 57 - Halter
2.0 TDI quattro	105	09/09→05/16					
2.0 TDI quattro	110	05/13→05/16	←	☐; +PR 1LT		11.9571-9756.2 220846	ATE Ø 57 - Halter
2.0 TDI quattro	120	04/09→05/16	←	☐; +PR 1LA		24.3571-1773.5 240625	TRW Ø 57 - Halter
2.0 TDI quattro	125	04/09→05/16	←	☐; +PR 1LA		24.3571-1774.5 240626	TRW Ø 57 - Halter
2.0 TDI quattro	140	09/13→05/16	←	☐; +PR 1LA			
2.0 TFSI quattro	155	04/09→05/16	→	☐; +PR 1KW,GP0,GP1		24.6243-1703.7 220945	TRW Ø 43 + EMot / - Halter + FSB
2.0 TFSI quattro	165	05/13→05/16	→	☐; +PR 1KW,GP0,GP1		24.6243-1704.7 220946	TRW Ø 43 + EMot / - Halter + FSB
3.0 TDI quattro	176	04/09→01/12	→	☐; +PR 1KW,GP0,GP1		24.6243-1707.7 220979	TRW Ø 43 + EMot / - Halter + FSB
3.0 TDI quattro	180	01/12→05/16	→	☐; +PR 1KW,GP2		24.6243-1708.7 220980	TRW Ø 43 + EMot / - Halter + FSB
			→	☐; +PR 1KW,GP2			
			→	☐; +PR 1KW,GP2			
2.0 TDI quattro	130	11/11→05/16	←	☐; 01/12→; +PR 1LT		11.9571-9755.2 220845	ATE Ø 57 - Halter
			←	☐; 01/12→; +PR 1LT		11.9571-9756.2 220846	ATE Ø 57 - Halter
			←	☐; 01/12→; +PR 1LA		24.3571-1773.5 240625	TRW Ø 57 - Halter
			←	☐; 01/12→; +PR 1LA		24.3571-1774.5 240626	TRW Ø 57 - Halter
			→	☐; 01/12→; +PR 1KW,GP0,GP1		24.6243-1703.7 220945	TRW Ø 43 + EMot / - Halter + FSB
			→	☐; 01/12→; +PR 1KW,GP0,GP1		24.6243-1704.7 220946	TRW Ø 43 + EMot / - Halter + FSB
			→	☐; 01/12→; +PR 1KW,GP2		24.6243-1707.7 220979	TRW Ø 43 + EMot / - Halter + FSB
			→	☐; 01/12→; +PR 1KW,GP2		24.6243-1708.7 220980	TRW Ø 43 + EMot / - Halter + FSB
2.0 TFSI quattro	162	05/13→05/16	←	☐; +PR 1LT		11.9571-9755.2 220845	ATE Ø 57 - Halter
			←	☐; +PR 1LT		11.9571-9756.2 220846	ATE Ø 57 - Halter
			←	☐		24.3571-1773.5 240625	TRW Ø 57 - Halter
			←	☐		24.3571-1774.5 240626	TRW Ø 57 - Halter
			→	☐; +PR 1KW,GP0,GP1		24.6243-1703.7 220945	TRW Ø 43 + EMot / - Halter + FSB
			→	☐; +PR 1KW,GP0,GP1		24.6243-1704.7 220946	TRW Ø 43 + EMot / - Halter + FSB
			→	☐; +PR 1KW,GP2		24.6243-1707.7 220979	TRW Ø 43 + EMot / - Halter + FSB
			→	☐; +PR 1KW,GP2		24.6243-1708.7 220980	TRW Ø 43 + EMot / - Halter + FSB
<b>Halter, Bremsattel</b>							
2.0 TDI quattro	100	09/09→05/16	←	+PR 1LT		11.0230-0783.1 260133	ATE
2.0 TDI quattro	105	09/09→05/16					
2.0 TDI quattro	110	05/13→05/16					
2.0 TDI quattro	120	04/09→05/16					
2.0 TDI quattro	125	04/09→05/16					
2.0 TDI quattro	140	09/13→05/16					
↓							

	kW			 	! #		
<b>AUDI - A4 Allroad (8KH, B8) 04/09→05/16</b>							
<b>Halter, Bremsattel</b>							
2.0 TFSI quattro	155	04/09→05/16	←	+PR 1LT		11.0230-0783.1	260133 ATE
2.0 TFSI quattro	162	05/13→05/16					
2.0 TFSI quattro	165	05/13→05/16					
3.0 TDI quattro	176	04/09→01/12					
3.0 TDI quattro	180	01/12→05/16					
2.0 TDI quattro	130	11/11→05/16	←	01/12→; +PR 1LT		11.0230-0783.1	260133 ATE
<b>Feder, Bremsattel</b>							
2.0 TDI quattro	100	09/09→05/16		+PR 1LT	2	11.8116-0351.1	390538 ATE
2.0 TDI quattro	105	09/09→05/16					
2.0 TDI quattro	110	05/13→05/16					
2.0 TDI quattro	120	04/09→05/16					
2.0 TDI quattro	125	04/09→05/16					
2.0 TDI quattro	140	09/13→05/16					
2.0 TFSI quattro	155	04/09→05/16					
2.0 TFSI quattro	162	05/13→05/16					
2.0 TFSI quattro	165	05/13→05/16					
3.0 TDI quattro	176	04/09→01/12					
3.0 TDI quattro	180	01/12→05/16					
2.0 TDI quattro	130	11/11→05/16		01/12→; +PR 1LT	2	11.8116-0351.1	390538 ATE
<b>Führungshülzensatz, Bremsattel</b>							
2.0 TDI quattro	100	09/09→05/16	←	+PR 1LT		11.0101-5409.2	260035 ATE
2.0 TDI quattro	105	09/09→05/16					
2.0 TDI quattro	110	05/13→05/16					
2.0 TDI quattro	120	04/09→05/16					
2.0 TDI quattro	125	04/09→05/16					
2.0 TDI quattro	140	09/13→05/16					
2.0 TFSI quattro	155	04/09→05/16					
2.0 TFSI quattro	162	05/13→05/16					
2.0 TFSI quattro	165	05/13→05/16					
3.0 TDI quattro	176	04/09→01/12					
3.0 TDI quattro	180	01/12→05/16					
2.0 TDI quattro	130	11/11→05/16	←	01/12→; +PR 1LT		11.0101-5409.2	260035 ATE
<b>Führungsbolzen, Bremsattel</b>							
2.0 TDI quattro	100	09/09→05/16		+PR 1LT		11.8171-0008.1	990049 ATE
2.0 TDI quattro	105	09/09→05/16					
2.0 TDI quattro	110	05/13→05/16					
2.0 TDI quattro	120	04/09→05/16					
2.0 TDI quattro	125	04/09→05/16					
2.0 TDI quattro	140	09/13→05/16					
2.0 TFSI quattro	155	04/09→05/16					
2.0 TFSI quattro	162	05/13→05/16					
2.0 TFSI quattro	165	05/13→05/16					
3.0 TDI quattro	176	04/09→01/12					
3.0 TDI quattro	180	01/12→05/16					
2.0 TDI quattro	130	11/11→05/16		01/12→; +PR 1LT		11.8171-0008.1	990049 ATE
<b>Bremsschlauch</b>							
2.0 TDI quattro	100	09/09→05/16	←		2	83.7713-0476.3	331116 L= 472
2.0 TDI quattro	105	09/09→05/16					
2.0 TDI quattro	110	05/13→05/16	→		2	24.5140-0406.3	331480 L= 406
2.0 TDI quattro	120	04/09→05/16					
2.0 TDI quattro	125	04/09→05/16					
2.0 TDI quattro	140	09/13→05/16					
2.0 TFSI quattro	155	04/09→05/16					
2.0 TFSI quattro	162	05/13→05/16					
2.0 TFSI quattro	165	05/13→05/16					
3.0 TDI quattro	176	04/09→01/12					
3.0 TDI quattro	180	01/12→05/16					
2.0 TDI quattro	130	11/11→05/16	←	01/12→	2	83.7713-0476.3	331116 L= 472
			→	01/12→	2	24.5140-0406.3	331480 L= 406
<b>AUDI - A4 Avant (8D5, B5) 11/94→09/01</b>							
<b>Bremssattel</b>							
1.6	74	11/94→09/01	←	☐; → 8D-V-169695		24.3541-1745.5	240217 TRW Ø 54 - Halter
1.6	75	07/00→09/01	←	☐; → 8D-V-169695		24.3541-1746.5	240218 TRW Ø 54 - Halter
			←	☐; 8D-V-054062→; → 04/01		24.3541-1763.5	240231 TRW Ø 54 - Halter
			←	☐; 8D-V-169696→; → 04/01		24.3541-1763.5	240231 TRW Ø 54 - Halter
			←	☐; 8D-V-054062→; → 04/01		24.3541-1764.5	240232 TRW Ø 54 - Halter
			←	☐; 8D-V-169696→; → 04/01		24.3541-1764.5	240232 TRW Ø 54 - Halter
			←	☐; → 8D-V-054061		24.3571-8517.5	240493 ATE Ø 57 - Halter
↓							


















	kw			 	! #		
<b>AUDI - A4 Avant (8D5, B5) 11/94→09/01</b>							
<b> Bremssattel</b>							
1.6 1.6	74 75	11/94→09/01 07/00→09/01	←  → 8D-V-054061		24.3571-8518.5	240494	ATE Ø 57 - Halter
			→  → 8D-V-160000		24.3384-1719.5	240259	TRW Ø 38 - Halter
			→  → 8D-V-160000		24.3384-1720.5	240260	TRW Ø 38 - Halter
			→  8D-V-160001→; → 04/01		24.3384-1731.5	240818	TRW Ø 38 - Halter
			→  8D-V-160001→; → 04/01		24.3384-1732.5	240819	TRW Ø 38 - Halter
1.8 1.8	85 92	07/95→09/01 02/96→09/01	←  8D-V-054062→; → 04/01		24.3541-1763.5	240231	TRW Ø 54 - Halter
			←  8D-V-054062→; → 04/01		24.3541-1764.5	240232	TRW Ø 54 - Halter
			←  → 8D-V-054061		24.3571-8517.5	240493	ATE Ø 57 - Halter
			←  → 8D-V-054061		24.3571-8518.5	240494	ATE Ø 57 - Halter
			→  → 8D-V-160000		24.3384-1719.5	240259	TRW Ø 38 - Halter
			→  → 8D-V-160000		24.3384-1720.5	240260	TRW Ø 38 - Halter
			→  8D-V-160001→; → 04/01		24.3384-1731.5	240818	TRW Ø 38 - Halter
			→  8D-V-160001→; → 04/01		24.3384-1732.5	240819	TRW Ø 38 - Halter
1.8 quattro 1.8 quattro	85 92	07/95→09/01 01/96→09/01	←  8D-V-054062→; → 04/01		24.3541-1763.5	240231	TRW Ø 54 - Halter
			←  8D-V-054062→; → 04/01		24.3541-1764.5	240232	TRW Ø 54 - Halter
			←  → 8D-V-054061		24.3571-8517.5	240493	ATE Ø 57 - Halter
			←  → 8D-V-054061		24.3571-8518.5	240494	ATE Ø 57 - Halter
			→  → 04/01		24.3384-1725.5	240261	TRW Ø 38 - Halter
			→  → 04/01		24.3384-1726.5	240262	TRW Ø 38 - Halter
1.8 T 1.8 T 1.9 TDI 2.6 2.8	110 132 81 110 142	03/96→09/01 12/97→09/01 02/96→09/01 02/96→09/01 10/96→09/01	←  → 04/01		24.3571-8521.5	240495	ATE Ø 57 - Halter
			←  → 04/01		24.3571-8522.5	240496	ATE Ø 57 - Halter
			→  → 8D-V-160000		24.3384-1719.5	240259	TRW Ø 38 - Halter
			→  → 8D-V-160000		24.3384-1720.5	240260	TRW Ø 38 - Halter
			→  8D-V-160001→; → 04/01		24.3384-1731.5	240818	TRW Ø 38 - Halter
			→  8D-V-160001→; → 04/01		24.3384-1732.5	240819	TRW Ø 38 - Halter
1.8 T quattro 1.8 T quattro 1.9 TDI quattro 1.9 TDI quattro 2.4 quattro 2.6 quattro 2.8 quattro	110 132 81 85 120 110 142	01/96→09/01 12/97→09/01 09/96→09/01 03/00→09/01 08/97→09/01 01/96→09/01 10/96→09/01	←  → 04/01		24.3571-8521.5	240495	ATE Ø 57 - Halter
			←  → 04/01		24.3571-8522.5	240496	ATE Ø 57 - Halter
			→  → 04/01		24.3384-1725.5	240261	TRW Ø 38 - Halter
			→  → 04/01		24.3384-1726.5	240262	TRW Ø 38 - Halter
1.9 DUO 1.9 TDI 1.9 TDI	66 55 66	03/98→09/01 03/96→09/01 02/96→09/01	←  → 8D-V-169695		24.3541-1745.5	240217	TRW Ø 54 - Halter
			←  → 8D-V-169695		24.3541-1746.5	240218	TRW Ø 54 - Halter
			←  8D-V-054062→; → 04/01		24.3541-1763.5	240231	TRW Ø 54 - Halter
			←  8D-V-169696→; → 04/01		24.3541-1763.5	240231	TRW Ø 54 - Halter
			←  8D-V-054062→; → 04/01		24.3541-1764.5	240232	TRW Ø 54 - Halter
			←  8D-V-169696→; → 04/01		24.3541-1764.5	240232	TRW Ø 54 - Halter
			→  → 8D-V-160000		24.3384-1719.5	240259	TRW Ø 38 - Halter
			→  → 8D-V-160000		24.3384-1720.5	240260	TRW Ø 38 - Halter
			→  8D-V-160001→; → 04/01		24.3384-1731.5	240818	TRW Ø 38 - Halter
			→  8D-V-160001→; → 04/01		24.3384-1732.5	240819	TRW Ø 38 - Halter
1.9 TDI 2.4 2.5 TDI	85 120 110	03/00→09/01 08/97→09/01 09/97→09/01	←  → 04/01		24.3571-8521.5	240495	ATE Ø 57 - Halter
			←  → 04/01		24.3571-8522.5	240496	ATE Ø 57 - Halter
			→  → 04/01		24.3384-1731.5	240818	TRW Ø 38 - Halter
			→  → 04/01		24.3384-1732.5	240819	TRW Ø 38 - Halter
2.4	121	03/97→09/01	←  08/97→ 04/01		24.3571-8521.5	240495	ATE Ø 57 - Halter
			←  08/97→ 04/01		24.3571-8522.5	240496	ATE Ø 57 - Halter
			→  08/97→ 04/01		24.3384-1731.5	240818	TRW Ø 38 - Halter
			→  08/97→ 04/01		24.3384-1732.5	240819	TRW Ø 38 - Halter
2.4 quattro	121	03/97→09/01	←  08/97→ 04/01		24.3571-8521.5	240495	ATE Ø 57 - Halter
			←  08/97→ 04/01		24.3571-8522.5	240496	ATE Ø 57 - Halter
			→  08/97→ 04/01		24.3384-1725.5	240261	TRW Ø 38 - Halter
			→  08/97→ 04/01		24.3384-1726.5	240262	TRW Ø 38 - Halter
2.5 TDI quattro ↓	110	09/97→09/01	←  11/97→ 04/01		24.3571-8521.5	240495	ATE Ø 57 - Halter








	kw			 	! #		
<b>AUDI - A4 Avant (8D5, B5) 11/94→09/01</b>							
<b>Bremssattel</b>							
2.5 TDI quattro	110	09/97→09/01	←	☐; 11/97→ 04/01		24.3571-8522.5 240496	ATE Ø 57 - Halter
			→	☐; 11/97→ 04/01		24.3384-1725.5 240261	TRW Ø 38 - Halter
			→	☐; 11/97→ 04/01		24.3384-1726.5 240262	TRW Ø 38 - Halter
2.8	128	03/96→09/96	←	☐		24.3571-8521.5 240495	ATE Ø 57 - Halter
2.8	140	03/99→09/00	←	☐		24.3571-8522.5 240496	ATE Ø 57 - Halter
			→	☐; → 8D-V-160000		24.3384-1719.5 240259	TRW Ø 38 - Halter
			→	☐; → 8D-V-160000		24.3384-1720.5 240260	TRW Ø 38 - Halter
			→	☐; 8D-V-160001→		24.3384-1731.5 240818	TRW Ø 38 - Halter
			→	☐; 8D-V-160001→		24.3384-1732.5 240819	TRW Ø 38 - Halter
2.8 quattro	128	01/96→09/96	←	☐; → 07/96		24.3571-8521.5 240495	ATE Ø 57 - Halter
			←	☐; → 07/96		24.3571-8522.5 240496	ATE Ø 57 - Halter
			→	☐; → 07/96		24.3384-1725.5 240261	TRW Ø 38 - Halter
			→	☐; → 07/96		24.3384-1726.5 240262	TRW Ø 38 - Halter
2.8 quattro	140	03/99→09/00	←	☐		24.3571-8521.5 240495	ATE Ø 57 - Halter
			←	☐		24.3571-8522.5 240496	ATE Ø 57 - Halter
			→	☐		24.3384-1725.5 240261	TRW Ø 38 - Halter
			→	☐		24.3384-1726.5 240262	TRW Ø 38 - Halter
<b>Halter, Bremssattel</b>							
1.8 T	110	03/96→09/01	←	→ 04/01	2	11.8170-0306.1 260102	ATE
1.8 T	132	12/97→09/01					
1.8 T quattro	110	01/96→09/01					
1.8 T quattro	132	12/97→09/01					
1.9 TDI	81	02/96→09/01					
1.9 TDI	85	03/00→09/01					
1.9 TDI quattro	81	09/96→09/01					
1.9 TDI quattro	85	03/00→09/01					
2.4	120	08/97→09/01					
2.4 quattro	120	08/97→09/01					
2.5 TDI	110	09/97→09/01					
2.6	110	02/96→09/01					
2.6 quattro	110	01/96→09/01					
2.8	142	10/96→09/01					
2.8 quattro	142	10/96→09/01					
2.4	121	03/97→09/01	←	08/97→ 04/01	2	11.8170-0306.1 260102	ATE
2.4 quattro	121	03/97→09/01					
2.5 TDI quattro	110	09/97→09/01	←	11/97→ 04/01	2	11.8170-0306.1 260102	ATE
2.8	128	03/96→09/96	←		2	11.8170-0306.1 260102	ATE
2.8	140	03/99→09/00					
2.8 quattro	140	03/99→09/00					
2.8 quattro	128	01/96→09/96	←	→ 07/96	2	11.8170-0306.1 260102	ATE
<b>Feder, Bremssattel</b>							
1.6	74	11/94→09/01	←	→ 8D-V-054061	2	11.8116-0143.1 390513	ATE
1.6	75	07/00→09/01					
1.8	85	07/95→09/01					
1.8	92	02/96→09/01					
1.8 quattro	85	07/95→09/01					
1.8 quattro	92	01/96→09/01					
1.8 T	110	03/96→09/01	←	→ 04/01	2	11.8116-0143.1 390513	ATE
1.8 T	132	12/97→09/01					
1.8 T quattro	110	01/96→09/01					
1.8 T quattro	132	12/97→09/01					
1.9 TDI	81	02/96→09/01					
1.9 TDI	85	03/00→09/01					
1.9 TDI quattro	81	09/96→09/01					
1.9 TDI quattro	85	03/00→09/01					
2.4	120	08/97→09/01					
2.4 quattro	120	08/97→09/01					
2.5 TDI	110	09/97→09/01					
2.6	110	02/96→09/01					
2.6 quattro	110	01/96→09/01					
2.8	142	10/96→09/01					
2.8 quattro	142	10/96→09/01					
2.4	121	03/97→09/01	←	08/97→ 04/01	2	11.8116-0143.1 390513	ATE
2.4 quattro	121	03/97→09/01					
2.5 TDI quattro	110	09/97→09/01	←	11/97→ 04/01	2	11.8116-0143.1 390513	ATE
2.8	128	03/96→09/96	←		2	11.8116-0143.1 390513	ATE
2.8	140	03/99→09/00					
2.8 quattro	140	03/99→09/00					
↓							

	kW					! #		
<b>AUDI - A4 Avant (8D5, B5) 11/94→09/01</b>								
<b>Feder, Bremssattel</b>								
2.8 quattro	128	01/96→09/96	←		→ 07/96	2	11.8116-0143.1 390513	ATE
RS4 quattro	280	05/00→09/01			06/00→ 04/01	2	11.8116-0260.1 390597	ATE
<b>Führungshülzensatz, Bremssattel</b>								
1.6	74	11/94→09/01	←		→ 8D-V-054061		11.0101-5409.2 260035	ATE
1.6	75	07/00→09/01						
1.8	85	07/95→09/01						
1.8	92	02/96→09/01						
1.8 quattro	85	07/95→09/01						
1.8 quattro	92	01/96→09/01						
1.8 T	110	03/96→09/01	←		→ 04/01		11.0101-5409.2 260035	ATE
1.8 T	132	12/97→09/01						
1.8 T quattro	110	01/96→09/01						
1.8 T quattro	132	12/97→09/01						
1.9 TDI	81	02/96→09/01						
1.9 TDI	85	03/00→09/01						
1.9 TDI quattro	81	09/96→09/01						
1.9 TDI quattro	85	03/00→09/01						
2.4	120	08/97→09/01						
2.4 quattro	120	08/97→09/01						
2.5 TDI	110	09/97→09/01						
2.6	110	02/96→09/01						
2.6 quattro	110	01/96→09/01						
2.8	142	10/96→09/01						
2.8 quattro	142	10/96→09/01						
2.4	121	03/97→09/01	←		08/97→ 04/01		11.0101-5409.2 260035	ATE
2.4 quattro	121	03/97→09/01						
2.5 TDI quattro	110	09/97→09/01	←		11/97→ 04/01		11.0101-5409.2 260035	ATE
2.8	128	03/96→09/96	←				11.0101-5409.2 260035	ATE
2.8	140	03/99→09/00						
2.8 quattro	140	03/99→09/00						
2.8 quattro	128	01/96→09/96	←		→ 07/96		11.0101-5409.2 260035	ATE
<b>Führungsbolzen, Bremssattel</b>								
1.6	74	11/94→09/01	←		→ 8D-V-054061		11.8171-0008.1 990049	ATE
1.6	75	07/00→09/01						
1.8	85	07/95→09/01						
1.8	92	02/96→09/01						
1.8 quattro	85	07/95→09/01						
1.8 quattro	92	01/96→09/01						
1.8 T	110	03/96→09/01	←		→ 04/01		11.8171-0008.1 990049	ATE
1.8 T	132	12/97→09/01						
1.8 T quattro	110	01/96→09/01						
1.8 T quattro	132	12/97→09/01						
1.9 TDI	81	02/96→09/01						
1.9 TDI	85	03/00→09/01						
1.9 TDI quattro	81	09/96→09/01						
1.9 TDI quattro	85	03/00→09/01						
2.4	120	08/97→09/01						
2.4 quattro	120	08/97→09/01						
2.5 TDI	110	09/97→09/01						
2.6	110	02/96→09/01						
2.6 quattro	110	01/96→09/01						
2.8	142	10/96→09/01						
2.8 quattro	142	10/96→09/01						
2.4	121	03/97→09/01	←		08/97→ 04/01		11.8171-0008.1 990049	ATE
2.4 quattro	121	03/97→09/01						
2.5 TDI quattro	110	09/97→09/01	←		11/97→ 04/01		11.8171-0008.1 990049	ATE
2.8	128	03/96→09/96	←				11.8171-0008.1 990049	ATE
2.8	140	03/99→09/00						
2.8 quattro	140	03/99→09/00						
2.8 quattro	128	01/96→09/96	←		→ 07/96		11.8171-0008.1 990049	ATE
RS4 quattro	280	05/00→09/01			06/00→ 04/01		11.8171-0008.1 990049	ATE
<b>Dichtungssatz, Bremssattel</b>								
1.6	74	11/94→09/01	←		→ 8D-V-054061		11.0441-5704.2 250034	ATE
1.6	75	07/00→09/01						
1.8	85	07/95→09/01						
1.8	92	02/96→09/01						
1.8 quattro	85	07/95→09/01						
1.8 quattro	92	01/96→09/01						
1.8 T	110	03/96→09/01	←		→ 04/01		11.0441-5704.2 250034	ATE
1.8 T	132	12/97→09/01						
1.8 T quattro	110	01/96→09/01						
1.8 T quattro	132	12/97→09/01						
1.9 TDI	81	02/96→09/01						
1.9 TDI	85	03/00→09/01						
1.9 TDI quattro	81	09/96→09/01						
↓								



	kW			 	! #		
<b>AUDI - A4 Avant (8D5, B5) 11/94→09/01</b>							
<b>Dichtungssatz, Bremssattel</b>							
1.9 TDI quattro	85	03/00→09/01	←	→ 04/01		11.0441-5704.2 250034	ATE
2.4	120	08/97→09/01					
2.4 quattro	120	08/97→09/01					
2.5 TDI	110	09/97→09/01					
2.6	110	02/96→09/01					
2.6 quattro	110	01/96→09/01					
2.8	142	10/96→09/01					
2.8 quattro	142	10/96→09/01					
2.4	121	03/97→09/01	←	08/97→ 04/01		11.0441-5704.2 250034	ATE
2.4 quattro	121	03/97→09/01					
2.5 TDI quattro	110	09/97→09/01	←	11/97→ 04/01		11.0441-5704.2 250034	ATE
2.8	128	03/96→09/96	←			11.0441-5704.2 250034	ATE
2.8	140	03/99→09/00					
2.8 quattro	140	03/99→09/00					
2.8 quattro	128	01/96→09/96	←	→ 07/96		11.0441-5704.2 250034	ATE
<b> Bremsschlauch</b>							
1.6	74	11/94→09/01	←	→ 04/01	2	83.7813-0295.3 330799	L= 295
1.6	75	07/00→09/01					
1.8	85	07/95→09/01	→	→ 8D-V-160000	2	24.5237-0183.3 331454	L= 182,4
1.8	92	02/96→09/01	→	8D-V-160001→; → 04/01	2	24.5237-0183.3 331454	L= 182,4
1.8 T	110	03/96→09/01	→				
1.8 T	132	12/97→09/01	→	am Bremssattel; 8D-V-160001→;	2	24.5244-0240.3 330679	L= 240
1.9 DUO	66	03/98→09/01		→ 04/01			
1.9 TDI	55	03/96→09/01	→	am Bremssattel; → 8D-V-160000	2	83.6105-0200.3 330453	L= 200
1.9 TDI	66	02/96→09/01					
1.9 TDI	81	02/96→09/01					
2.6	110	02/96→09/01					
2.8	142	10/96→09/01					
1.8 quattro	85	07/95→09/01	←	→ 04/01	2	83.7813-0295.3 330799	L= 295
1.8 quattro	92	01/96→09/01	→				
1.8 T quattro	110	01/96→09/01	→	am Bremssattel; → 04/01	2	24.5113-0220.3 331318	L= 215
1.8 T quattro	132	12/97→09/01	→				
1.9 TDI quattro	81	09/96→09/01	→	→ 04/01	2	83.6212-0160.3 330318	L= 160
1.9 TDI quattro	85	03/00→09/01					
2.4 quattro	120	08/97→09/01					
2.6 quattro	110	01/96→09/01					
2.8 quattro	142	10/96→09/01					
1.9 TDI	85	03/00→09/01	←	→ 04/01	2	83.7813-0295.3 330799	L= 295
2.4	120	08/97→09/01	→	→ 04/01	2	24.5237-0183.3 331454	L= 182,4
2.5 TDI	110	09/97→09/01	→	am Bremssattel; → 04/01	2	24.5244-0240.3 330679	L= 240
2.4	121	03/97→09/01	←	08/97→ 04/01	2	83.7813-0295.3 330799	L= 295
			→	08/97→ 04/01	2	24.5237-0183.3 331454	L= 182,4
			→	am Bremssattel; 08/97→ 04/01	2	24.5244-0240.3 330679	L= 240
2.4 quattro	121	03/97→09/01	←	08/97→ 04/01	2	83.7813-0295.3 330799	L= 295
			→	am Bremssattel; 08/97→ 04/01	2	24.5113-0220.3 331318	L= 215
			→	08/97→ 04/01	2	83.6212-0160.3 330318	L= 160
2.5 TDI quattro	110	09/97→09/01	←	11/97→ 04/01	2	83.7813-0295.3 330799	L= 295
			→	am Bremssattel; 11/97→ 04/01	2	24.5113-0220.3 331318	L= 215
			→	11/97→ 04/01	2	83.6212-0160.3 330318	L= 160
2.8	128	03/96→09/96	←		2	83.7813-0295.3 330799	L= 295
2.8	140	03/99→09/00	→	→ 8D-V-160000	2	24.5237-0183.3 331454	L= 182,4
			→	8D-V-160001→	2	24.5237-0183.3 331454	L= 182,4
			→	am Bremssattel; 8D-V-160001→	2	24.5244-0240.3 330679	L= 240
			→	am Bremssattel; → 8D-V-160000	2	83.6105-0200.3 330453	L= 200
2.8 quattro	128	01/96→09/96	←	→ 07/96	2	83.7813-0295.3 330799	L= 295
			→	am Bremssattel; → 07/96	2	24.5113-0220.3 331318	L= 215
			→	→ 07/96	2	83.6212-0160.3 330318	L= 160
2.8 quattro	140	03/99→09/00	←		2	83.7813-0295.3 330799	L= 295
			→	am Bremssattel	2	24.5113-0220.3 331318	L= 215
			→		2	83.6212-0160.3 330318	L= 160
RS4 quattro	280	05/00→09/01	→	06/00→ 04/01	2	83.6212-0160.3 330318	L= 160
S4 quattro	195	09/97→09/01	←	10/97→ 04/01	2	83.7813-0295.3 330799	L= 295
			→	am Bremssattel; 10/97→ 04/01	2	24.5113-0220.3 331318	L= 215
			→	10/97→ 04/01	2	83.6212-0160.3 330318	L= 160

	kw			 	! #		
<b>AUDI - A4 Avant (8E5, B6) 02/00→12/05</b>							
<b>Bremssattel</b>							
1.6	75	09/01→12/04	←	☐; +PR 1LF;1LT		11.9571-9835.2 220427	ATE Ø 57 - Halter
1.8 T	110	09/01→07/02	←	☐; +PR 1LF;1LT		11.9571-9836.2 220428	ATE Ø 57 - Halter
1.8 T	120	07/02→12/04	←	☐; +PR 1LA;1LC		11.9606-9953.2 220587	ATE Ø 60 - Halter
1.8 T	140	11/02→12/04	←	☐; +PR 1LA;1LC		11.9606-9954.2 220588	ATE Ø 60 - Halter
1.8 T quattro	110	09/01→07/02	←	☐; +PR 1LA;1LC		24.3541-1763.5 240231	TRW Ø 54 - Halter
1.8 T quattro	120	07/02→12/04	←	☐; +PR 1LA;1LC		24.3541-1764.5 240232	TRW Ø 54 - Halter
1.8 T quattro	125	09/01→12/04	←	☐; 8E-8-000001→; +PR 1LZ		24.3541-1764.5 240232	TRW Ø 54 - Halter
1.8 T quattro	140	11/02→12/04	←	☐; +PR 1LZ; → 8E-7-300000		24.3541-1764.5 240232	TRW Ø 54 - Halter
1.9 TDI	74	11/01→12/04	←	☐; +PR 1LZ; → 8E-7-300000		24.3541-1763.5 240231	TRW Ø 54 - Halter
1.9 TDI	85	06/04→12/04	←	☐; +PR 1LZ; → 8E-7-300000		24.3541-1764.5 240232	TRW Ø 54 - Halter
1.9 TDI	96	09/01→12/04	←	☐; +PR 1LZ; → 8E-7-300000		24.3541-1764.5 240232	TRW Ø 54 - Halter
1.9 TDI quattro	96	11/01→12/04	←	☐; 8E-8-000001→; +PR 1LZ		24.3541-1764.5 240232	TRW Ø 54 - Halter
1.9 TDI quattro	96	09/01→12/04	←	☐; +PR 1LZ; → 8E-7-300000		24.3541-1764.5 240232	TRW Ø 54 - Halter
2.0	96	09/01→12/04	←	☐; +PR 1LB;1LE		24.3571-8521.5 240495	ATE Ø 57 - Halter
2.0 FSI	110	07/02→12/04	←	☐; +PR 1LB;1LE		24.3571-8522.5 240496	ATE Ø 57 - Halter
2.4	120	09/01→12/04	←	☐; +PR 1LB;1LE		24.3384-1735.5 240822	TRW Ø 38 - Halter
2.4	125	09/01→12/04	←	☐; +PR 1LB;1LE		24.3384-1736.5 240823	TRW Ø 38 - Halter
2.5 TDI	114	09/01→07/02	→	☐; → 8E-7-300000; +PR 1KD;1KP		24.3414-1713.5 240914	TRW Ø 41 - Halter
2.5 TDI	120	07/02→12/04	→	☐; → 8E-7-300000; +PR 1KD;1KP		24.3414-1714.5 240915	TRW Ø 41 - Halter
2.5 TDI quattro	132	09/01→12/04	→	☐; 8E-5-400001→; +PR 1KW		24.3414-1714.5 240915	TRW Ø 41 - Halter
3.0	160	04/01→12/04	→	☐; 8E-5-400001→; +PR 1KW		24.3606-9961.5 240970	ATE Ø 60 - Halter
3.0	162	09/01→12/04	→	☐; 8E-5-400001→; +PR 1KW		24.3606-9961.5 240970	ATE Ø 60 - Halter
3.0 quattro	160	04/01→12/04	→	☐; 8E-5-400001→; +PR 1KW		24.3606-9962.5 240971	ATE Ø 60 - Halter
3.0 quattro	162	09/01→12/04	→	☐; 8E-5-400001→; +PR 1KW		24.3606-9962.5 240971	ATE Ø 60 - Halter
S4 quattro	253	03/03→12/04	←	☐; 8H-7-900461→; +PR 1LJ		24.3606-9961.5 240970	ATE Ø 60 - Halter
			←	☐; → 8H-7-900460; +PR 1LJ		24.3606-9961.5 240970	ATE Ø 60 - Halter
			←	☐; 8H-7-900461→; +PR 1LJ		24.3606-9962.5 240971	ATE Ø 60 - Halter
			←	☐; → 8H-7-900460; +PR 1LJ		24.3606-9962.5 240971	ATE Ø 60 - Halter
<b>Halter, Bremssattel</b>							
1.6	75	09/01→12/04	←	+PR 1LB;1LE		11.0230-0560.1 260125	ATE
1.8 T	110	09/01→07/02	←	+PR 1LF;1LT		11.0230-0569.1 260126	ATE
1.8 T	120	07/02→12/04	←	+PR 1LA;1LC		11.0230-0807.1 260134	ATE
1.8 T	140	11/02→12/04	←	+PR 1LA;1LC			
1.8 T quattro	110	09/01→07/02	←				
1.8 T quattro	120	07/02→12/04	←				
1.8 T quattro	125	09/01→12/04	←				
1.8 T quattro	140	11/02→12/04	←				
1.9 TDI	74	11/01→12/04	←				
1.9 TDI	85	06/04→12/04	←				
1.9 TDI	96	09/01→12/04	←				
1.9 TDI quattro	96	11/01→12/04	←				
1.9 TDI quattro	96	09/01→12/04	←				
2.0	96	09/01→12/04	←				
2.0 FSI	110	07/02→12/04	←				
2.4	120	09/01→12/04	←				
2.4	125	09/01→12/04	←				
2.5 TDI	114	09/01→07/02	←				
2.5 TDI	120	07/02→12/04	←				
2.5 TDI quattro	132	09/01→12/04	←				
3.0	160	04/01→12/04	←				
3.0	162	09/01→12/04	←				
3.0 quattro	160	04/01→12/04	←				
3.0 quattro	162	09/01→12/04	←				
S4 quattro	253	03/03→12/04	←	→ 8H-7-900460; +PR 1LJ		11.0230-0663.1 260131	ATE
<b>Feder, Bremssattel</b>							
1.6	75	09/01→12/04	←	+PR 1LF;1LT	2	11.8116-0143.1 390513	ATE
1.8 T	110	09/01→07/02	←	+PR 1LB;1LE	2	11.8116-0143.1 390513	ATE
1.8 T	120	07/02→12/04	←	+PR 1LA;1LC	2	11.8116-0410.2 390589	ATE
1.8 T	140	11/02→12/04	←	+PR 1LA;1LC	2		
1.8 T quattro	110	09/01→07/02	←				
1.8 T quattro	120	07/02→12/04	←				
1.8 T quattro	125	09/01→12/04	←				
1.8 T quattro	140	11/02→12/04	←				
1.9 TDI	74	11/01→12/04	←				
1.9 TDI	85	06/04→12/04	←				
1.9 TDI	96	09/01→12/04	←				
1.9 TDI quattro	96	11/01→12/04	←				
1.9 TDI quattro	96	09/01→12/04	←				
2.0	96	09/01→12/04	←				
2.0 FSI	110	07/02→12/04	←				
2.4	120	09/01→12/04	←				
2.4	125	09/01→12/04	←				
2.5 TDI	114	09/01→07/02	←				
2.5 TDI	120	07/02→12/04	←				
2.5 TDI quattro	132	09/01→12/04	←				
3.0	160	04/01→12/04	←				
3.0	162	09/01→12/04	←				
3.0 quattro	160	04/01→12/04	←				
3.0 quattro	162	09/01→12/04	←				
S4 quattro	253	03/03→12/04	←	8H-7-900461→; +PR 1LJ	2	11.8116-0006.2 390601	ATE
↓							

	kW			 	! #		
<b>AUDI - A4 Avant (8E5, B6) 02/00→12/05</b>							
<b>Feder, Bremssattel</b>							
S4 quattro	253	03/03→12/04	←	→ 8H-7-900460; +PR 1LJ	2	11.8116-0410.2 390589	ATE
<b>Führungshülsensatz, Bremssattel</b>							
1.6	75	09/01→12/04	←	+PR 1LA;1LC		11.0101-5409.2 260035	ATE
1.8 T	110	09/01→07/02	←	+PR 1LF;1LT		11.0101-5409.2 260035	ATE
1.8 T	120	07/02→12/04	←	+PR 1LB;1LE		11.0101-5409.2 260035	ATE
1.8 T	140	11/02→12/04	←	+PR 1LA;1LC		11.0101-5409.2 260035	ATE
1.8 T quattro	110	09/01→07/02					
1.8 T quattro	120	07/02→12/04					
1.8 T quattro	125	09/01→12/04					
1.8 T quattro	140	11/02→12/04					
1.9 TDI	74	11/01→12/04					
1.9 TDI	85	06/04→12/04					
1.9 TDI	96	09/01→12/04					
1.9 TDI quattro	96	11/01→12/04					
2.0	96	09/01→12/04					
2.0 FSI	110	07/02→12/04					
2.4	120	09/01→12/04					
2.4	125	09/01→12/04					
2.5 TDI	114	09/01→07/02					
2.5 TDI	120	07/02→12/04					
2.5 TDI quattro	132	09/01→12/04					
3.0	160	04/01→12/04					
3.0	162	09/01→12/04					
3.0 quattro	160	04/01→12/04					
3.0 quattro	162	09/01→12/04					
S4 quattro	253	03/03→12/04	←	→ 8H-7-900460; +PR 1LJ		11.0101-5409.2 260035	ATE
			←	8H-7-900461→; +PR 1LJ		11.0101-5409.2 260035	ATE
<b>Führungsbolzen, Bremssattel</b>							
1.6	75	09/01→12/04		+PR 1LF;1LT		11.8171-0008.1 990049	ATE
1.8 T	110	09/01→07/02		+PR 1LB;1LE		11.8171-0008.1 990049	ATE
1.8 T	120	07/02→12/04		+PR 1LA;1LC		11.8171-0008.1 990049	ATE
1.8 T	140	11/02→12/04		+PR 1LA;1LC		11.8171-0008.1 990049	ATE
1.8 T quattro	110	09/01→07/02					
1.8 T quattro	120	07/02→12/04					
1.8 T quattro	125	09/01→12/04					
1.8 T quattro	140	11/02→12/04					
1.9 TDI	74	11/01→12/04					
1.9 TDI	85	06/04→12/04					
1.9 TDI	96	09/01→12/04					
1.9 TDI quattro	96	11/01→12/04					
2.0	96	09/01→12/04					
2.0 FSI	110	07/02→12/04					
2.4	120	09/01→12/04					
2.4	125	09/01→12/04					
2.5 TDI	114	09/01→07/02					
2.5 TDI	120	07/02→12/04					
2.5 TDI quattro	132	09/01→12/04					
3.0	160	04/01→12/04					
3.0	162	09/01→12/04					
3.0 quattro	160	04/01→12/04					
3.0 quattro	162	09/01→12/04					
S4 quattro	253	03/03→12/04		→ 8H-7-900460; +PR 1LJ		11.8171-0008.1 990049	ATE
				8H-7-900461→; +PR 1LJ		11.8171-0008.1 990049	ATE
<b>Dichtungssatz, Bremssattel</b>							
1.6	75	09/01→12/04	←	+PR 1LF;1LT		11.0441-5704.2 250034	ATE
1.8 T	110	09/01→07/02	←	+PR 1LB;1LE		11.0441-5704.2 250034	ATE
1.8 T	120	07/02→12/04	←	+PR 1LA;1LC		11.0441-6008.2 250038	ATE für Kolben-Ø [mm]: 60
1.8 T	140	11/02→12/04	←	+PR 1LA;1LC		11.0441-6008.2 250038	ATE für Kolben-Ø [mm]: 60
1.8 T quattro	110	09/01→07/02					
1.8 T quattro	120	07/02→12/04					
1.8 T quattro	125	09/01→12/04					
1.8 T quattro	140	11/02→12/04					
1.9 TDI	74	11/01→12/04					
1.9 TDI	85	06/04→12/04					
1.9 TDI	96	09/01→12/04					
1.9 TDI quattro	96	11/01→12/04					
2.0	96	09/01→12/04					
2.0 FSI	110	07/02→12/04					
2.4	120	09/01→12/04					
2.4	125	09/01→12/04					
2.5 TDI	114	09/01→07/02					
2.5 TDI	120	07/02→12/04					
2.5 TDI quattro	132	09/01→12/04					
3.0	160	04/01→12/04					
3.0	162	09/01→12/04					
3.0 quattro	160	04/01→12/04					
3.0 quattro	162	09/01→12/04					
↓							

### AUDI - A4 Avant (8E5, B6) 02/00→12/05

#### Dichtungssatz, Bremssattel

S4 quattro	253	03/03→12/04		→ 8H-7-900460; +PR 1LJ		11.0441-6008.2	250038	ATE für Kolben-Ø [mm]: 60
			←	8H-7-900461→; +PR 1LJ		11.0441-6008.2	250038	ATE für Kolben-Ø [mm]: 60








#### Bremsschlauch

1.6	75	09/01→12/04				2	24.5237-0308.3	331435	L= 308
1.8 T	110	09/01→07/02	←						
1.8 T	120	07/02→12/04	→			2	24.5138-0263.3	330885	L= 263
1.8 T	140	11/02→12/04							
1.8 T quattro	110	09/01→07/02							
1.8 T quattro	120	07/02→12/04							
1.8 T quattro	125	09/01→12/04							
1.8 T quattro	140	11/02→12/04							
1.9 TDI	74	11/01→12/04							
1.9 TDI	85	06/04→12/04							
1.9 TDI	96	09/01→12/04							
1.9 TDI quattro	96	11/01→12/04							
2.0	96	09/01→12/04							
2.0 FSI	110	07/02→12/04							
2.4	120	09/01→12/04							
2.4	125	09/01→12/04							
2.5 TDI	114	09/01→07/02							
2.5 TDI	120	07/02→12/04							
2.5 TDI quattro	132	09/01→12/04							
3.0	160	04/01→12/04							
3.0	162	09/01→12/04							
3.0 quattro	160	04/01→12/04							
3.0 quattro	162	09/01→12/04							
S4 quattro	253	03/03→12/04							

### AUDI - A4 Avant (8ED, B7) 11/04→06/08








#### Bremssattel








1.6	75	11/04→06/08		☐; +PR 1LF;1LT		11.9571-9835.2	220427	ATE Ø 57 - Halter
1.8 T	120	11/04→06/08	←	☐; +PR 1LF;1LT		11.9571-9836.2	220428	ATE Ø 57 - Halter
1.8 T quattro	120	11/04→06/08	←	☐; +PR 1LA;1LC		11.9606-9953.2	220587	ATE Ø 60 - Halter
1.9 TDI	85	11/04→06/08	←	☐; +PR 1LA;1LC		11.9606-9954.2	220588	ATE Ø 60 - Halter
2.0	96	11/04→06/08	←	☐; +PR 1LA;1LC		24.3541-1763.5	240231	TRW Ø 54 - Halter
2.0 TDI	89	09/05→09/06	←	☐; +PR 1LA;1LC		24.3541-1764.5	240232	TRW Ø 54 - Halter
2.0 TDI	100	11/04→06/08	←	☐; 8E-8-000001→; +PR 1LZ		24.3541-1763.5	240231	TRW Ø 54 - Halter
2.0 TDI	103	11/04→06/08	←	☐; +PR 1LZ; → 8E-7-300000		24.3541-1764.5	240232	TRW Ø 54 - Halter
2.0 TDI 16V	103	11/04→06/08	←	☐; +PR 1LZ; → 8E-7-300000		24.3541-1764.5	240232	TRW Ø 54 - Halter
2.0 TFSI	125	10/06→06/08	←	☐; +PR 1LZ; → 8E-7-300000		24.3571-8521.5	240495	ATE Ø 57 - Halter
2.0 TFSI	147	11/04→06/08	←	☐; 8E-8-000001→; +PR 1LZ		24.3571-8522.5	240496	ATE Ø 57 - Halter
2.0 TFSI	162	06/05→06/08	←	☐; +PR 1LB;1LE		24.3384-1735.5	240822	TRW Ø 38 - Halter
2.0 TFSI quattro	147	11/04→06/08	←	☐; +PR 1LB;1LE		24.3384-1736.5	240823	TRW Ø 38 - Halter
2.0 TFSI quattro	162	06/05→06/08	←	☐; +PR 1LB;1LE		24.3414-1713.5	240914	TRW Ø 41 - Halter
2.5 TDI	120	11/04→05/06	←	☐; +PR 1LB;1LE		24.3414-1714.5	240915	TRW Ø 41 - Halter
3.0	160	11/04→05/06	←	☐; → 8E-7-300000; +PR 1KD;1KP				
3.0 quattro	160	11/04→07/06	→	☐; → 8E-7-300000; +PR 1KD;1KP				
3.0 TDI quattro	150	11/04→06/08	→	☐; 8E-5-400001→; +PR 1KW				
3.2 FSI	188	01/05→06/08	→	☐; 8E-5-400001→; +PR 1KW				
3.2 FSI quattro	188	01/05→06/08	→	☐; 06/06→; +PR 1LF;1LT				
2.0 TDI	93	11/05→11/06	←	☐; 06/06→; +PR 1LF;1LT		11.9571-9835.2	220427	ATE Ø 57 - Halter
			←	☐; 06/06→; +PR 1LF;1LT		11.9571-9836.2	220428	ATE Ø 57 - Halter
			←	☐; 06/06→; +PR 1LA;1LC		11.9606-9953.2	220587	ATE Ø 60 - Halter
			←	☐; 06/06→; +PR 1LA;1LC		11.9606-9954.2	220588	ATE Ø 60 - Halter
			←	☐; 8E-8-000001→; +PR 1LZ		24.3541-1763.5	240231	TRW Ø 54 - Halter
			←	☐; 06/06→; → 8E-7-300000; +PR 1LZ		24.3541-1764.5	240232	TRW Ø 54 - Halter
			←	☐; 06/06→; → 8E-7-300000; +PR 1LZ		24.3541-1764.5	240232	TRW Ø 54 - Halter
			←	☐; 8E-8-000001→; +PR 1LZ		24.3571-8521.5	240495	ATE Ø 57 - Halter
			←	☐; 06/06→; +PR 1LB;1LE		24.3571-8522.5	240496	ATE Ø 57 - Halter
			←	☐; 06/06→; +PR 1LB;1LE		24.3384-1735.5	240822	TRW Ø 38 - Halter
			→	☐; 06/06→; → 8E-7-300000; +PR 1KD;1KP		24.3384-1736.5	240823	TRW Ø 38 - Halter
			→	☐; 06/06→; → 8E-7-300000; +PR 1KD;1KP				
			→	☐; 06/06→; +PR 1KW		24.3414-1713.5	240914	TRW Ø 41 - Halter
			→	☐; 06/06→; +PR 1KW		24.3414-1714.5	240915	TRW Ø 41 - Halter
2.0 TDI	120	06/06→06/08	←	☐; +PR 1LF;1LT		11.9571-9835.2	220427	ATE Ø 57 - Halter
2.0 TDI	125	06/06→06/08	←	☐; +PR 1LF;1LT		11.9571-9836.2	220428	ATE Ø 57 - Halter
2.0 TDI quattro	103	01/06→06/08	←	☐; +PR 1LF;1LT				
2.0 TDI quattro	120	06/06→06/08	←					










	kw			 	! #		
<b>AUDI - A4 Avant (8ED, B7) 11/04→06/08</b>							
<b>Bremssattel</b>							
2.0 TDI quattro	125	06/06→06/08	←	☐; +PR 1LA;1LC		11.9606-9953.2 220587	ATE Ø 60 - Halter
2.7 TDi	120	11/05→03/08	←	☐; +PR 1LA;1LC		11.9606-9954.2 220588	ATE Ø 60 - Halter
2.7 TDI	132	01/06→06/08	←	☐; +PR 1LA;1LC		11.9606-9954.2 220588	ATE Ø 60 - Halter
3.0 TDI quattro	171	01/06→06/08	←	☐; 8E-8-000001→; +PR 1LZ		24.3541-1763.5 240231	TRW Ø 54 - Halter
			←	☐; +PR 1LZ; → 8E-7-300000		24.3541-1763.5 240231	TRW Ø 54 - Halter
			←	☐; +PR 1LZ; → 8E-7-300000		24.3541-1764.5 240232	TRW Ø 54 - Halter
			←	☐; 8E-8-000001→; +PR 1LZ		24.3541-1764.5 240232	TRW Ø 54 - Halter
			←	☐; +PR 1LB;1LE		24.3571-8521.5 240495	ATE Ø 57 - Halter
			←	☐; +PR 1LB;1LE		24.3571-8522.5 240496	ATE Ø 57 - Halter
			→	☐; → 8E-7-300000; +PR 1KD;1KP		24.3384-1735.5 240822	TRW Ø 38 - Halter
			→	☐; → 8E-7-300000; +PR 1KD;1KP		24.3384-1736.5 240823	TRW Ø 38 - Halter
			→	☐; +PR 1KW		24.3414-1713.5 240914	TRW Ø 41 - Halter
			→	☐; +PR 1KW		24.3414-1714.5 240915	TRW Ø 41 - Halter
S4 quattro	253	11/04→06/08	←	☐; → 8H-7-900460; +PR 1LJ		24.3606-9961.5 240970	ATE Ø 60 - Halter
			←	☐; 8H-7-900461→; +PR 1LJ		24.3606-9961.5 240970	ATE Ø 60 - Halter
			←	☐; → 8H-7-900460; +PR 1LJ		24.3606-9962.5 240971	ATE Ø 60 - Halter
			←	☐; 8H-7-900461→; +PR 1LJ		24.3606-9962.5 240971	ATE Ø 60 - Halter
<b>Halter, Bremssattel</b>							
1.6	75	11/04→06/08	←	+PR 1LB;1LE		11.0230-0560.1 260125	ATE
1.8 T	120	11/04→06/08	←	+PR 1LF;1LT		11.0230-0569.1 260126	ATE
1.8 T quattro	120	11/04→06/08	←	+PR 1LF;1LT		11.0230-0569.1 260126	ATE
1.9 TDI	85	11/04→06/08	←	+PR 1LA;1LC		11.0230-0807.1 260134	ATE
2.0	96	11/04→06/08					
2.0 TDI	89	09/05→09/06					
2.0 TDI	100	11/04→06/08					
2.0 TDI	103	11/04→06/08					
2.0 TDI	120	06/06→06/08					
2.0 TDI	125	06/06→06/08					
2.0 TDI 16V	103	11/04→06/08					
2.0 TDI quattro	103	01/06→06/08					
2.0 TDI quattro	120	06/06→06/08					
2.0 TDI quattro	125	06/06→06/08					
2.0 TFSI	125	10/06→06/08					
2.0 TFSI	147	11/04→06/08					
2.0 TFSI	162	06/05→06/08					
2.0 TFSI quattro	147	11/04→06/08					
2.0 TFSI quattro	162	06/05→06/08					
2.5 TDI	120	11/04→05/06					
2.7 TDi	120	11/05→03/08					
2.7 TDI	132	01/06→06/08					
3.0	160	11/04→05/06					
3.0 quattro	160	11/04→07/06					
3.0 TDI quattro	150	11/04→06/08					
3.0 TDI quattro	171	01/06→06/08					
3.2 FSI	188	01/05→06/08					
3.2 FSI quattro	188	01/05→06/08					
2.0 TDI	93	11/05→11/06	←	06/06→; +PR 1LB;1LE		11.0230-0560.1 260125	ATE
			←	06/06→; +PR 1LF;1LT		11.0230-0569.1 260126	ATE
			←	06/06→; +PR 1LA;1LC		11.0230-0807.1 260134	ATE
S4 quattro	253	11/04→06/08	←	→ 8H-7-900460; +PR 1LJ		11.0230-0663.1 260131	ATE
<b>Feder, Bremssattel</b>							
1.6	75	11/04→06/08	←	+PR 1LF;1LT	2	11.8116-0143.1 390513	ATE
1.8 T	120	11/04→06/08	←	+PR 1LB;1LE	2	11.8116-0143.1 390513	ATE
1.8 T quattro	120	11/04→06/08	←	+PR 1LB;1LE	2	11.8116-0143.1 390513	ATE
1.9 TDI	85	11/04→06/08	←	+PR 1LA;1LC	2	11.8116-0410.2 390589	ATE
2.0	96	11/04→06/08					
2.0 TDI	89	09/05→09/06					
2.0 TDI	100	11/04→06/08					
2.0 TDI	103	11/04→06/08					
2.0 TDI	120	06/06→06/08					
2.0 TDI	125	06/06→06/08					
2.0 TDI 16V	103	11/04→06/08					
2.0 TDI quattro	103	01/06→06/08					
2.0 TDI quattro	120	06/06→06/08					
2.0 TDI quattro	125	06/06→06/08					
2.0 TFSI	125	10/06→06/08					
2.0 TFSI	147	11/04→06/08					
2.0 TFSI	162	06/05→06/08					
2.0 TFSI quattro	147	11/04→06/08					
2.0 TFSI quattro	162	06/05→06/08					
↓							



















	kW			 	! #		
<b>AUDI - A4 Avant (8ED, B7) 11/04→06/08</b>							
<b>Feder, Bremssattel</b>							
2.5 TDI	120	11/04→05/06	←	+PR 1LF;1LT	2	11.8116-0143.1 390513	ATE
2.7 TDi	120	11/05→03/08	←	+PR 1LB;1LE	2	11.8116-0143.1 390513	ATE
2.7 TDI	132	01/06→06/08	←	+PR 1LA;1LC	2	11.8116-0410.2 390589	ATE
3.0	160	11/04→05/06	←				
3.0 quattro	160	11/04→07/06	←				
3.0 TDI quattro	150	11/04→06/08	←				
3.0 TDI quattro	171	01/06→06/08	←				
3.2 FSI	188	01/05→06/08	←				
3.2 FSI quattro	188	01/05→06/08	←				
2.0 TDI	93	11/05→11/06	←	06/06→; +PR 1LF;1LT	2	11.8116-0143.1 390513	ATE
			←	06/06→; +PR 1LB;1LE	2	11.8116-0143.1 390513	ATE
			←	06/06→; +PR 1LA;1LC	2	11.8116-0410.2 390589	ATE
S4 quattro	253	11/04→06/08	←	8H-7-900461→; +PR 1LJ	2	11.8116-0006.2 390601	ATE
			←	→ 8H-7-900460; +PR 1LJ	2	11.8116-0410.2 390589	ATE
<b>Führungshülzensatz, Bremssattel</b>							
1.6	75	11/04→06/08	←	+PR 1LA;1LC		11.0101-5409.2 260035	ATE
1.8 T	120	11/04→06/08	←	+PR 1LF;1LT		11.0101-5409.2 260035	ATE
1.8 T quattro	120	11/04→06/08	←	+PR 1LB;1LE		11.0101-5409.2 260035	ATE
1.9 TDI	85	11/04→06/08	←				
2.0	96	11/04→06/08	←				
2.0 TDI	89	09/05→09/06	←				
2.0 TDI	100	11/04→06/08	←				
2.0 TDI	103	11/04→06/08	←				
2.0 TDI	120	06/06→06/08	←				
2.0 TDI	125	06/06→06/08	←				
2.0 TDI 16V	103	11/04→06/08	←				
2.0 TDI quattro	103	01/06→06/08	←				
2.0 TDI quattro	120	06/06→06/08	←				
2.0 TDI quattro	125	06/06→06/08	←				
2.0 TFSI	125	10/06→06/08	←				
2.0 TFSI	147	11/04→06/08	←				
2.0 TFSI	162	06/05→06/08	←				
2.0 TFSI quattro	147	11/04→06/08	←				
2.0 TFSI quattro	162	06/05→06/08	←				
2.5 TDI	120	11/04→05/06	←				
2.7 TDi	120	11/05→03/08	←				
2.7 TDI	132	01/06→06/08	←				
3.0	160	11/04→05/06	←				
3.0 quattro	160	11/04→07/06	←				
3.0 TDI quattro	150	11/04→06/08	←				
3.0 TDI quattro	171	01/06→06/08	←				
3.2 FSI	188	01/05→06/08	←				
3.2 FSI quattro	188	01/05→06/08	←				
2.0 TDI	93	11/05→11/06	←	06/06→; +PR 1LB;1LE		11.0101-5409.2 260035	ATE
			←	06/06→; +PR 1LA;1LC		11.0101-5409.2 260035	ATE
			←	06/06→; +PR 1LF;1LT		11.0101-5409.2 260035	ATE
S4 quattro	253	11/04→06/08	←	8H-7-900461→; +PR 1LJ		11.0101-5409.2 260035	ATE
			←	→ 8H-7-900460; +PR 1LJ		11.0101-5409.2 260035	ATE
<b>Führungsbolzen, Bremssattel</b>							
1.6	75	11/04→06/08		+PR 1LF;1LT		11.8171-0008.1 990049	ATE
1.8 T	120	11/04→06/08		+PR 1LB;1LE		11.8171-0008.1 990049	ATE
1.8 T quattro	120	11/04→06/08		+PR 1LA;1LC		11.8171-0008.1 990049	ATE
1.9 TDI	85	11/04→06/08					
2.0	96	11/04→06/08					
2.0 TDI	89	09/05→09/06					
2.0 TDI	100	11/04→06/08					
2.0 TDI	103	11/04→06/08					
2.0 TDI	120	06/06→06/08					
2.0 TDI	125	06/06→06/08					
2.0 TDI 16V	103	11/04→06/08					
2.0 TDI quattro	103	01/06→06/08					
2.0 TDI quattro	120	06/06→06/08					
2.0 TDI quattro	125	06/06→06/08					
2.0 TFSI	125	10/06→06/08					
2.0 TFSI	147	11/04→06/08					
2.0 TFSI	162	06/05→06/08					
2.0 TFSI quattro	147	11/04→06/08					
2.0 TFSI quattro	162	06/05→06/08					
2.5 TDI	120	11/04→05/06					
2.7 TDi	120	11/05→03/08					
2.7 TDI	132	01/06→06/08					
3.0	160	11/04→05/06					
3.0 quattro	160	11/04→07/06					
3.0 TDI quattro	150	11/04→06/08					
3.0 TDI quattro	171	01/06→06/08					
↓							








	kW			 	! #		
<b>AUDI - A4 Avant (8ED, B7) 11/04→06/08</b>							
<b>Führungsbolzen, Bremssattel</b>							
3.2 FSI	188	01/05→06/08		+PR 1LF;1LT		11.8171-0008.1	990049 ATE
3.2 FSI quattro	188	01/05→06/08		+PR 1LB;1LE		11.8171-0008.1	990049 ATE
				+PR 1LA;1LC		11.8171-0008.1	990049 ATE
2.0 TDI	93	11/05→11/06		06/06→; +PR 1LA;1LC		11.8171-0008.1	990049 ATE
				06/06→; +PR 1LF;1LT		11.8171-0008.1	990049 ATE
				06/06→; +PR 1LB;1LE		11.8171-0008.1	990049 ATE
S4 quattro	253	11/04→06/08		8H-7-900461→; +PR 1LJ		11.8171-0008.1	990049 ATE
				→ 8H-7-900460; +PR 1LJ		11.8171-0008.1	990049 ATE
<b>Dichtungssatz, Bremssattel</b>							
1.6	75	11/04→06/08	←	+PR 1LF;1LT		11.0441-5704.2	250034 ATE
1.8 T	120	11/04→06/08					
1.8 T quattro	120	11/04→06/08	←	+PR 1LB;1LE		11.0441-5704.2	250034 ATE
1.9 TDI	85	11/04→06/08	←	+PR 1LA;1LC		11.0441-6008.2	250038 ATE für Kolben-Ø [mm]: 60
2.0	96	11/04→06/08					
2.0 TDI	89	09/05→09/06					
2.0 TDI	100	11/04→06/08					
2.0 TDI	103	11/04→06/08					
2.0 TDI	120	06/06→06/08					
2.0 TDI	125	06/06→06/08					
2.0 TDI 16V	103	11/04→06/08					
2.0 TDI quattro	103	01/06→06/08					
2.0 TDI quattro	120	06/06→06/08					
2.0 TDI quattro	125	06/06→06/08					
2.0 TFSI	125	10/06→06/08					
2.0 TFSI	147	11/04→06/08					
2.0 TFSI	162	06/05→06/08					
2.0 TFSI quattro	147	11/04→06/08					
2.0 TFSI quattro	162	06/05→06/08					
2.5 TDI	120	11/04→05/06					
2.7 TDi	120	11/05→03/08					
2.7 TDI	132	01/06→06/08					
3.0	160	11/04→05/06					
3.0 quattro	160	11/04→07/06					
3.0 TDI quattro	150	11/04→06/08					
3.0 TDI quattro	171	01/06→06/08					
3.2 FSI	188	01/05→06/08					
3.2 FSI quattro	188	01/05→06/08					
2.0 TDI	93	11/05→11/06	←	06/06→; +PR 1LB;1LE		11.0441-5704.2	250034 ATE
			←	06/06→; +PR 1LF;1LT		11.0441-5704.2	250034 ATE
			←	06/06→; +PR 1LA;1LC		11.0441-6008.2	250038 ATE für Kolben-Ø [mm]: 60
S4 quattro	253	11/04→06/08		→ 8H-7-900460; +PR 1LJ		11.0441-6008.2	250038 ATE für Kolben-Ø [mm]: 60
			←	8H-7-900461→; +PR 1LJ		11.0441-6008.2	250038 ATE für Kolben-Ø [mm]: 60
<b>Bremsschlauch</b>							
1.6	75	11/04→06/08	←		2	24.5237-0308.3	331435 L= 308
1.8 T	120	11/04→06/08					
1.8 T quattro	120	11/04→06/08	→		2	24.5138-0263.3	330885 L= 263
1.9 TDI	85	11/04→06/08					
2.0	96	11/04→06/08					
2.0 TDI	89	09/05→09/06					
2.0 TDI	100	11/04→06/08					
2.0 TDI	103	11/04→06/08					
2.0 TDI	120	06/06→06/08					
2.0 TDI	125	06/06→06/08					
2.0 TDI 16V	103	11/04→06/08					
2.0 TDI quattro	103	01/06→06/08					
2.0 TDI quattro	120	06/06→06/08					
2.0 TDI quattro	125	06/06→06/08					
2.0 TFSI	125	10/06→06/08					
2.0 TFSI	147	11/04→06/08					
2.0 TFSI	162	06/05→06/08					
2.0 TFSI quattro	147	11/04→06/08					
2.0 TFSI quattro	162	06/05→06/08					
2.5 TDI	120	11/04→05/06					
2.7 TDi	120	11/05→03/08					
2.7 TDI	132	01/06→06/08					
3.0	160	11/04→05/06					
3.0 quattro	160	11/04→07/06					
3.0 TDI quattro	150	11/04→06/08					
3.0 TDI quattro	171	01/06→06/08					
3.2 FSI	188	01/05→06/08					
3.2 FSI quattro	188	01/05→06/08					
S4 quattro	253	11/04→06/08					
2.0 TDI	93	11/05→11/06	←	06/06→	2	24.5237-0308.3	331435 L= 308
			→	06/06→	2	24.5138-0263.3	330885 L= 263
↓							








	kw			 	! #		
<b>AUDI - A4 Avant (8ED, B7) 11/04→06/08</b>							
 <b>Bremsschlauch</b>							
RS4 quattro	309	09/05→06/08	←	11/05→	2	83.6169-0418.3 330894	L= 422
<b>AUDI - A4 Avant (8K5, B8) 11/07→12/15</b>							
 <b>Bremssattel</b>							
1.8 TFSI	88	04/08→12/15	←	☐; +PR 1LY		11.9571-9755.2 220845	ATE Ø 57 - Halter
1.8 TFSI quattro	118	09/08→03/12	←	☐; +PR 1LT		11.9571-9755.2 220845	ATE Ø 57 - Halter
2.0 TDI	88	06/08→12/15	←	☐; +PR 1LT		11.9571-9755.2 220845	ATE Ø 57 - Halter
2.0 TDI	100	04/08→12/15	←	☐; +PR 1LY		11.9571-9756.2 220846	ATE Ø 57 - Halter
2.0 TDI	105	04/08→12/15	←	☐; +PR 1LY		11.9571-9756.2 220846	ATE Ø 57 - Halter
2.0 TDI	120	08/08→12/15	←	☐; +PR 1LT		11.9571-9756.2 220846	ATE Ø 57 - Halter
2.0 TDI	125	04/08→03/12	←	☐; +PR 1LA,1LB		24.3571-1773.5 240625	TRW Ø 57 - Halter
2.0 TDI	130	11/11→12/15	←	☐; +PR 1LA,1LB		24.3571-1774.5 240626	TRW Ø 57 - Halter
2.0 TDI 16V	103	07/08→	←	☐; +PR 1LA,1LB		24.3571-1774.5 240626	TRW Ø 57 - Halter
2.0 TDI quattro	105	04/08→12/15	→	☐; → 8K-C-715000; +PR 1KW		24.6243-1703.7 220945	TRW Ø 43 + EMot / - Halter + FSB
2.0 TDI quattro	125	08/08→03/12	→	☐; → 8K-C-715000; +PR 1KW		24.6243-1704.7 220946	TRW Ø 43 + EMot / - Halter + FSB
2.0 TDI quattro	130	11/11→12/15	→	☐; → 8K-C-715000; +PR 1KW		24.6243-1707.7 220979	TRW Ø 43 + EMot / - Halter + FSB
2.0 TFSI	132	06/08→12/15	→	☐; 8K-D-000001→; +PR 1KW,2EH		24.6243-1707.7 220979	TRW Ø 43 + EMot / - Halter + FSB
2.0 TFSI	155	06/08→05/13	→	☐; 8K-D-000001→; +PR 1KW,2EH		24.6243-1708.7 220980	TRW Ø 43 + EMot / - Halter + FSB
2.0 TFSI flexible fuel	132	11/09→12/15	→	☐; 8K-D-000001→; +PR 1KW,2EH		24.6243-1721.5 240782	TRW Ø 43 + EMot / - Halter + FSB
2.0 TFSI flexible fuel quattro	132	11/09→12/15	→	☐; 8K-D-000001→; +PR 1KW,2EH		24.6243-1722.5 240783	TRW Ø 43 + EMot / - Halter + FSB
2.0 TFSI quattro	155	06/08→12/15	→	☐; 8K-D-000001→; +PR 1KW,2EH		24.6243-1721.5 240782	TRW Ø 43 + EMot / - Halter + FSB
2.7 TDI	120	06/08→03/12	→	☐; +PR 1KP		24.6243-1721.5 240782	TRW Ø 43 + EMot / - Halter + FSB
3.0 TDI	150	11/11→12/15	→	☐; +PR 1KP		24.6243-1722.5 240783	TRW Ø 43 + EMot / - Halter + FSB
3.0 TDI quattro	155	06/08→05/10	→	☐; +PR 1KP		24.6243-1722.5 240783	TRW Ø 43 + EMot / - Halter + FSB
3.0 TDI quattro	176	04/08→03/12	→	☐; +PR 1KP			
3.0 TDI quattro	180	11/11→12/15	→	☐; +PR 1KP			
3.0 TFSI quattro	200	02/12→12/15	→				
3.2 FSI	195	09/08→03/12	→				
3.2 FSI quattro	195	04/08→03/12	→				
1.8 TFSI	118	11/07→03/12	←	☐; 04/08→; +PR 1LY		11.9571-9755.2 220845	ATE Ø 57 - Halter
			←	☐; 04/08→; +PR 1LT		11.9571-9755.2 220845	ATE Ø 57 - Halter
			←	☐; 04/08→; +PR 1LT		11.9571-9756.2 220846	ATE Ø 57 - Halter
			←	☐; 04/08→; +PR 1LY		11.9571-9756.2 220846	ATE Ø 57 - Halter
			←	☐; 04/08→; +PR 1LA,1LB		24.3571-1773.5 240625	TRW Ø 57 - Halter
			←	☐; 04/08→; +PR 1LA,1LB		24.3571-1774.5 240626	TRW Ø 57 - Halter
			→	☐; 04/08→; → 8K-C-715000; +PR 1KW		24.6243-1703.7 220945	TRW Ø 43 + EMot / - Halter + FSB
			→	☐; 04/08→; → 8K-C-715000; +PR 1KW		24.6243-1704.7 220946	TRW Ø 43 + EMot / - Halter + FSB
			→	☐; 8K-D-000001→; +PR 1KW,2EH		24.6243-1707.7 220979	TRW Ø 43 + EMot / - Halter + FSB
			→	☐; 8K-D-000001→; +PR 1KW,2EH		24.6243-1708.7 220980	TRW Ø 43 + EMot / - Halter + FSB
			→	☐; 04/08→; +PR 1KP		24.6243-1721.5 240782	TRW Ø 43 + EMot / - Halter + FSB
			→	☐; 04/08→; +PR 1KP		24.6243-1722.5 240783	TRW Ø 43 + EMot / - Halter + FSB
1.8 TFSI	125	11/11→12/15	←	☐; 01/12→; +PR 1LT		11.9571-9755.2 220845	ATE Ø 57 - Halter
1.8 TFSI quattro	125	11/11→12/15	←	☐; 01/12→; +PR 1LY		11.9571-9755.2 220845	ATE Ø 57 - Halter
			←	☐; 01/12→; +PR 1LT		11.9571-9756.2 220846	ATE Ø 57 - Halter
			←	☐; 01/12→; +PR 1LY		11.9571-9756.2 220846	ATE Ø 57 - Halter
			←	☐; 01/12→; +PR 1LA,1LB		24.3571-1773.5 240625	TRW Ø 57 - Halter
			←	☐; 01/12→; +PR 1LA,1LB		24.3571-1774.5 240626	TRW Ø 57 - Halter
			→	☐; 01/12→; → 8K-C-715000; +PR 1KW		24.6243-1703.7 220945	TRW Ø 43 + EMot / - Halter + FSB
			→	☐; 01/12→; → 8K-C-715000; +PR 1KW		24.6243-1704.7 220946	TRW Ø 43 + EMot / - Halter + FSB
			→	☐; 8K-D-000001→; +PR 1KW,2EH		24.6243-1707.7 220979	TRW Ø 43 + EMot / - Halter + FSB
			→	☐; 8K-D-000001→; +PR 1KW,2EH		24.6243-1708.7 220980	TRW Ø 43 + EMot / - Halter + FSB
			→	☐; 01/12→; +PR 1KP		24.6243-1721.5 240782	TRW Ø 43 + EMot / - Halter + FSB
			→	☐; 01/12→; +PR 1KP		24.6243-1722.5 240783	TRW Ø 43 + EMot / - Halter + FSB
2.0 TDI	110	05/13→12/15	←	☐; +PR 1LY		11.9571-9755.2 220845	ATE Ø 57 - Halter
2.0 TDI	140	09/13→12/15	←	☐; +PR 1LT		11.9571-9755.2 220845	ATE Ø 57 - Halter
2.0 TDI quattro	110	05/13→12/15	←	☐; +PR 1LT		11.9571-9755.2 220845	ATE Ø 57 - Halter
2.0 TDI quattro	140	09/13→12/15	←				









	kw			 	! #		
<b>AUDI - A4 Avant (8K5, B8) 11/07→12/15</b>							
<b>Bremssattel</b>							
2.0 TFSI	165	05/13→12/15	←	☐; +PR 1LY		11.9571-9756.2 220846	ATE Ø 57 - Halter
2.0 TFSI quattro	165	05/13→12/15	←	☐; +PR 1LT		11.9571-9756.2 220846	ATE Ø 57 - Halter
			←	☐; +PR 1LA,1LB		24.3571-1773.5 240625	TRW Ø 57 - Halter
			←	☐; +PR 1LA,1LB		24.3571-1774.5 240626	TRW Ø 57 - Halter
			→	☐; +PR 1KW,2EH		24.6243-1707.7 220979	TRW Ø 43 + EMot / - Halter + FSB
			→	☐; +PR 1KW,2EH		24.6243-1708.7 220980	TRW Ø 43 + EMot / - Halter + FSB
			→	☐; +PR 1KP		24.6243-1721.5 240782	TRW Ø 43 + EMot / - Halter + FSB
			→	☐; +PR 1KP		24.6243-1722.5 240783	TRW Ø 43 + EMot / - Halter + FSB
2.7 TDI	140	04/08→03/12	←	☐; 06/08→; +PR 1LY		11.9571-9755.2 220845	ATE Ø 57 - Halter
			←	☐; 06/08→; +PR 1LT		11.9571-9755.2 220845	ATE Ø 57 - Halter
			←	☐; 06/08→; +PR 1LY		11.9571-9756.2 220846	ATE Ø 57 - Halter
			←	☐; 06/08→; +PR 1LT		11.9571-9756.2 220846	ATE Ø 57 - Halter
			←	☐; 06/08→; +PR 1LA,1LB		24.3571-1773.5 240625	TRW Ø 57 - Halter
			←	☐; 06/08→; +PR 1LA,1LB		24.3571-1774.5 240626	TRW Ø 57 - Halter
			→	☐; 06/08→; → 8K-C-715000; +PR 1KW		24.6243-1703.7 220945	TRW Ø 43 + EMot / - Halter + FSB
			→	☐; 06/08→; → 8K-C-715000; +PR 1KW		24.6243-1704.7 220946	TRW Ø 43 + EMot / - Halter + FSB
			→	☐; 8K-D-000001→; +PR 1KW,2EH		24.6243-1707.7 220979	TRW Ø 43 + EMot / - Halter + FSB
			→	☐; 8K-D-000001→; +PR 1KW,2EH		24.6243-1708.7 220980	TRW Ø 43 + EMot / - Halter + FSB
			→	☐; 06/08→; +PR 1KP		24.6243-1721.5 240782	TRW Ø 43 + EMot / - Halter + FSB
			→	☐; 06/08→; +PR 1KP		24.6243-1722.5 240783	TRW Ø 43 + EMot / - Halter + FSB
S4 quattro	245	11/08→12/15	→	☐; → 8K-C-715000; +PR 1KE		24.6243-1705.7 220947	TRW Ø 43 + EMot / - Halter + FSB
			→	☐; → 8K-C-715000; +PR 1KE		24.6243-1706.7 220948	TRW Ø 43 + EMot / - Halter + FSB
<b>Halter, Bremssattel</b>							
1.8 TFSI	88	04/08→12/15	←	+PR 1LY		11.0230-0783.1 260133	ATE
1.8 TFSI quattro	118	09/08→03/12	←	+PR 1LT		11.0230-0783.1 260133	ATE
2.0 TDI	88	06/08→12/15	←				
2.0 TDI	100	04/08→12/15					
2.0 TDI	105	04/08→12/15					
2.0 TDI	110	05/13→12/15					
2.0 TDI	120	08/08→12/15					
2.0 TDI	125	04/08→03/12					
2.0 TDI	130	11/11→12/15					
2.0 TDI	140	09/13→12/15					
2.0 TDI 16V	103	07/08→					
2.0 TDI quattro	105	04/08→12/15					
2.0 TDI quattro	110	05/13→12/15					
2.0 TDI quattro	125	08/08→03/12					
2.0 TDI quattro	130	11/11→12/15					
2.0 TDI quattro	140	09/13→12/15					
2.0 TFSI	132	06/08→12/15					
2.0 TFSI	155	06/08→05/13					
2.0 TFSI	165	05/13→12/15					
2.0 TFSI flexible fuel	132	11/09→12/15					
2.0 TFSI flexible fuel quattro	132	11/09→12/15					
2.0 TFSI quattro	155	06/08→12/15					
2.0 TFSI quattro	165	05/13→12/15					
2.7 TDI	120	06/08→03/12					
3.0 TDI	150	11/11→12/15					
3.0 TDI quattro	155	06/08→05/10					
3.0 TDI quattro	176	04/08→03/12					
3.0 TDI quattro	180	11/11→12/15					
3.0 TFSI quattro	200	02/12→12/15					
3.2 FSI	195	09/08→03/12					
3.2 FSI quattro	195	04/08→03/12					
1.8 TFSI	118	11/07→03/12	←	04/08→; +PR 1LT		11.0230-0783.1 260133	ATE
			←	04/08→; +PR 1LY		11.0230-0783.1 260133	ATE
1.8 TFSI	125	11/11→12/15	←	01/12→; +PR 1LT		11.0230-0783.1 260133	ATE
↓							








	kw			 	! #		
<b>AUDI - A4 Avant (8K5, B8) 11/07→12/15</b>							
<b>Halter, Bremssattel</b>							
1.8 TFSI quattro	125	11/11→12/15	←	01/12→; +PR 1LY		11.0230-0783.1 260133	ATE
2.7 TDI	140	04/08→03/12	←	06/08→; +PR 1LT		11.0230-0783.1 260133	ATE
			←	06/08→; +PR 1LY		11.0230-0783.1 260133	ATE
<b>Feder, Bremssattel</b>							
1.8 TFSI	88	04/08→12/15	←	+PR 1LY	2	11.8116-0351.1 390538	ATE
1.8 TFSI quattro	118	09/08→03/12	←	+PR 1LT	2	11.8116-0351.1 390538	ATE
2.0 TDI	88	06/08→12/15	←				
2.0 TDI	100	04/08→12/15					
2.0 TDI	105	04/08→12/15					
2.0 TDI	110	05/13→12/15					
2.0 TDI	120	08/08→12/15					
2.0 TDI	125	04/08→03/12					
2.0 TDI	130	11/11→12/15					
2.0 TDI	140	09/13→12/15					
2.0 TDI 16V	103	07/08→					
2.0 TDI quattro	105	04/08→12/15					
2.0 TDI quattro	110	05/13→12/15					
2.0 TDI quattro	125	08/08→03/12					
2.0 TDI quattro	130	11/11→12/15					
2.0 TDI quattro	140	09/13→12/15					
2.0 TFSI	132	06/08→12/15					
2.0 TFSI	155	06/08→05/13					
2.0 TFSI	165	05/13→12/15					
2.0 TFSI flexible fuel	132	11/09→12/15					
2.0 TFSI flexible fuel quattro	132	11/09→12/15					
2.0 TFSI quattro	155	06/08→12/15					
2.0 TFSI quattro	165	05/13→12/15					
2.7 TDI	120	06/08→03/12					
3.0 TDI	150	11/11→12/15					
3.0 TDI quattro	155	06/08→05/10					
3.0 TDI quattro	176	04/08→03/12					
3.0 TDI quattro	180	11/11→12/15					
3.0 TFSI quattro	200	02/12→12/15					
3.2 FSI	195	09/08→03/12					
3.2 FSI quattro	195	04/08→03/12					
1.8 TFSI	118	11/07→03/12	←	04/08→; +PR 1LY	2	11.8116-0351.1 390538	ATE
			←	04/08→; +PR 1LT	2	11.8116-0351.1 390538	ATE
1.8 TFSI	125	11/11→12/15	←	01/12→; +PR 1LY	2	11.8116-0351.1 390538	ATE
1.8 TFSI quattro	125	11/11→12/15	←	01/12→; +PR 1LT	2	11.8116-0351.1 390538	ATE
2.7 TDI	140	04/08→03/12	←	06/08→; +PR 1LY	2	11.8116-0351.1 390538	ATE
			←	06/08→; +PR 1LT	2	11.8116-0351.1 390538	ATE
<b>Führungshülzensatz, Bremssattel</b>							
1.8 TFSI	88	04/08→12/15	←	+PR 1LY		11.0101-5409.2 260035	ATE
1.8 TFSI quattro	118	09/08→03/12	←	+PR 1LT		11.0101-5409.2 260035	ATE
2.0 TDI	88	06/08→12/15	←				
2.0 TDI	100	04/08→12/15					
2.0 TDI	105	04/08→12/15					
2.0 TDI	110	05/13→12/15					
2.0 TDI	120	08/08→12/15					
2.0 TDI	125	04/08→03/12					
2.0 TDI	130	11/11→12/15					
2.0 TDI	140	09/13→12/15					
2.0 TDI 16V	103	07/08→					
2.0 TDI quattro	105	04/08→12/15					
2.0 TDI quattro	110	05/13→12/15					
2.0 TDI quattro	125	08/08→03/12					
2.0 TDI quattro	130	11/11→12/15					
2.0 TDI quattro	140	09/13→12/15					
2.0 TFSI	132	06/08→12/15					
2.0 TFSI	155	06/08→05/13					
2.0 TFSI	165	05/13→12/15					
2.0 TFSI flexible fuel	132	11/09→12/15					
2.0 TFSI flexible fuel quattro	132	11/09→12/15					
2.0 TFSI quattro	155	06/08→12/15					
2.0 TFSI quattro	165	05/13→12/15					
2.7 TDI	120	06/08→03/12					
3.0 TDI	150	11/11→12/15					
3.0 TDI quattro	155	06/08→05/10					
3.0 TDI quattro	176	04/08→03/12					
3.0 TDI quattro	180	11/11→12/15					
3.0 TFSI quattro	200	02/12→12/15					
3.2 FSI	195	09/08→03/12					
3.2 FSI quattro	195	04/08→03/12					
↓							










	kW			 	! #		
<b>AUDI - A4 Avant (8K5, B8) 11/07→12/15</b>							
<b>Führungshülensatz, Bremsattel</b>							
1.8 TFSI	118	11/07→03/12	←	04/08→; +PR 1LT		11.0101-5409.2 260035	ATE
			←	04/08→; +PR 1LY		11.0101-5409.2 260035	ATE
1.8 TFSI	125	11/11→12/15	←	01/12→; +PR 1LT		11.0101-5409.2 260035	ATE
1.8 TFSI quattro	125	11/11→12/15	←	01/12→; +PR 1LY		11.0101-5409.2 260035	ATE
2.7 TDI	140	04/08→03/12	←	06/08→; +PR 1LT		11.0101-5409.2 260035	ATE
			←	06/08→; +PR 1LY		11.0101-5409.2 260035	ATE
<b>Führungsbolzen, Bremsattel</b>							
1.8 TFSI	88	04/08→12/15		+PR 1LT		11.8171-0008.1 990049	ATE
1.8 TFSI quattro	118	09/08→03/12		+PR 1LY		11.8171-0008.1 990049	ATE
2.0 TDI	88	06/08→12/15					
2.0 TDI	100	04/08→12/15					
2.0 TDI	105	04/08→12/15					
2.0 TDI	110	05/13→12/15					
2.0 TDI	120	08/08→12/15					
2.0 TDI	125	04/08→03/12					
2.0 TDI	130	11/11→12/15					
2.0 TDI	140	09/13→12/15					
2.0 TDI 16V	103	07/08→					
2.0 TDI quattro	105	04/08→12/15					
2.0 TDI quattro	110	05/13→12/15					
2.0 TDI quattro	125	08/08→03/12					
2.0 TDI quattro	130	11/11→12/15					
2.0 TDI quattro	140	09/13→12/15					
2.0 TFSI	132	06/08→12/15					
2.0 TFSI	155	06/08→05/13					
2.0 TFSI	165	05/13→12/15					
2.0 TFSI flexible fuel	132	11/09→12/15					
2.0 TFSI flexible fuel quattro	132	11/09→12/15					
2.0 TFSI quattro	155	06/08→12/15					
2.0 TFSI quattro	165	05/13→12/15					
2.7 TDI	120	06/08→03/12					
3.0 TDI	150	11/11→12/15					
3.0 TDI quattro	155	06/08→05/10					
3.0 TDI quattro	176	04/08→03/12					
3.0 TDI quattro	180	11/11→12/15					
3.0 TFSI quattro	200	02/12→12/15					
3.2 FSI	195	09/08→03/12					
3.2 FSI quattro	195	04/08→03/12					
1.8 TFSI	118	11/07→03/12		04/08→; +PR 1LY		11.8171-0008.1 990049	ATE
				04/08→; +PR 1LT		11.8171-0008.1 990049	ATE
1.8 TFSI	125	11/11→12/15		01/12→; +PR 1LY		11.8171-0008.1 990049	ATE
1.8 TFSI quattro	125	11/11→12/15		01/12→; +PR 1LT		11.8171-0008.1 990049	ATE
2.7 TDI	140	04/08→03/12		06/08→; +PR 1LT		11.8171-0008.1 990049	ATE
				06/08→; +PR 1LY		11.8171-0008.1 990049	ATE
<b>Bremsschlauch</b>							
1.8 TFSI	88	04/08→12/15	←		2	83.7713-0476.3 331116	L= 472
1.8 TFSI quattro	118	09/08→03/12	→		2	24.5140-0396.3 331372	L= 396
2.0 TDI	88	06/08→12/15					
2.0 TDI	100	04/08→12/15					
2.0 TDI	105	04/08→12/15					
2.0 TDI	110	05/13→12/15					
2.0 TDI	120	08/08→12/15					
2.0 TDI	125	04/08→03/12					
2.0 TDI	130	11/11→12/15					
2.0 TDI	140	09/13→12/15					
2.0 TDI 16V	103	07/08→					
2.0 TDI quattro	105	04/08→12/15					
2.0 TDI quattro	110	05/13→12/15					
2.0 TDI quattro	125	08/08→03/12					
2.0 TDI quattro	130	11/11→12/15					
2.0 TDI quattro	140	09/13→12/15					
2.0 TFSI	132	06/08→12/15					
2.0 TFSI	155	06/08→05/13					
2.0 TFSI	165	05/13→12/15					
2.0 TFSI flexible fuel	132	11/09→12/15					
2.0 TFSI flexible fuel quattro	132	11/09→12/15					
2.0 TFSI quattro	155	06/08→12/15					
2.0 TFSI quattro	165	05/13→12/15					
2.7 TDI	120	06/08→03/12					
3.0 TDI	150	11/11→12/15					
3.0 TDI quattro	155	06/08→05/10					
3.0 TDI quattro	176	04/08→03/12					
3.0 TDI quattro	180	11/11→12/15					

	kW			 	! #		
<b>AUDI - A4 Avant (8K5, B8) 11/07→12/15</b>							
<b>Bremsschlauch</b>							
3.0 TFSI quattro	200	02/12→12/15	←		2	83.7713-0476.3 331116	L= 472
3.2 FSI	195	09/08→03/12	→		2	24.5140-0396.3 331372	L= 396
3.2 FSI quattro	195	04/08→03/12					
S4 quattro	245	11/08→12/15					
1.8 TFSI	118	11/07→03/12	←	04/08→	2	83.7713-0476.3 331116	L= 472
			→	04/08→	2	24.5140-0396.3 331372	L= 396
1.8 TFSI	125	11/11→12/15	←	01/12→	2	83.7713-0476.3 331116	L= 472
			→	01/12→	2	24.5140-0396.3 331372	L= 396
1.8 TFSI quattro	125	11/11→12/15	←	01/12→	2	83.7713-0476.3 331116	L= 472
			→	01/12→	2	24.5140-0396.3 331372	L= 396
2.7 TDI	140	04/08→03/12	←	06/08→	2	83.7713-0476.3 331116	L= 472
			→	06/08→	2	24.5140-0396.3 331372	L= 396
RS4 quattro	331	05/12→08/15	→		2	24.5140-0396.3 331372	L= 396
<b>AUDI - A4 Avant (8W5, B9) 08/15→</b>							
<b>Feder, Bremssattel</b>							
1.4 TFSI	110	02/16→		+PR 1LA,1LB	2	11.8116-0071.1 390605	ATE
2.0 TDI	90	04/16→					
2.0 TDI	100	08/15→					
2.0 TDI	110	08/15→					
2.0 TDI	140	08/15→					
2.0 TDI quattro	110	09/16→					
2.0 TDI quattro	120	09/16→					
2.0 TDI quattro	140	10/15→					
2.0 TFSI	140	08/15→					
2.0 TFSI	183	05/16→					
2.0 TFSI	185	05/16→					
2.0 TFSI g-tron	125	11/16→					
2.0 TFSI quattro	183	11/15→					
2.0 TFSI quattro	185	08/15→					
3.0 TDI	160	10/15→					
3.0 TDI quattro	160	11/15→					
3.0 TDI quattro	200	08/15→					
S4 quattro	260	05/16→					
<b>Führungshülsensatz, Bremssattel</b>							
1.4 TFSI	110	02/16→	←	+PR 1LA,1LB		11.0101-5407.2 260011	ATE
2.0 TDI	90	04/16→					
2.0 TDI	100	08/15→					
2.0 TDI	110	08/15→					
2.0 TDI	140	08/15→					
2.0 TDI quattro	110	09/16→					
2.0 TDI quattro	120	09/16→					
2.0 TDI quattro	140	10/15→					
2.0 TFSI	140	08/15→					
2.0 TFSI	183	05/16→					
2.0 TFSI	185	05/16→					
2.0 TFSI g-tron	125	11/16→					
2.0 TFSI quattro	183	11/15→					
2.0 TFSI quattro	185	08/15→					
3.0 TDI	160	10/15→					
3.0 TDI quattro	160	11/15→					
3.0 TDI quattro	200	08/15→					
S4 quattro	260	05/16→					
<b>Führungsbolzen, Bremssattel</b>							
1.4 TFSI	110	02/16→		+PR 1LA,1LB		11.8171-0008.1 990049	ATE
2.0 TDI	90	04/16→					
2.0 TDI	100	08/15→					
2.0 TDI	110	08/15→					
2.0 TDI	140	08/15→					
2.0 TDI quattro	110	09/16→					
2.0 TDI quattro	120	09/16→					
2.0 TDI quattro	140	10/15→					
2.0 TFSI	140	08/15→					
2.0 TFSI	183	05/16→					
2.0 TFSI	185	05/16→					
2.0 TFSI g-tron	125	11/16→					
2.0 TFSI quattro	183	11/15→					
2.0 TFSI quattro	185	08/15→					
3.0 TDI	160	10/15→					
3.0 TDI quattro	160	11/15→					
3.0 TDI quattro	200	08/15→					
S4 quattro	260	05/16→					
<b>AUDI - A4 Cabriolet (8H7, B6, 8HE, B7) 01/02→12/09</b>							
<b>Bremssattel</b>							
1.8 T	120	07/02→03/09	←	☐; → 11/08; +PR 1LF;1LT		11.9571-9835.2 220427	ATE Ø 57 - Halter
1.8 T quattro	120	05/03→03/09					
↓							









	kw			 	! #		
<b>AUDI - A4 Cabriolet (8H7, B6, 8HE, B7) 01/02→12/09</b>							
<b> Bremssattel</b>							
2.0 TDI 2.0 TDI 2.0 TFSI 16V	100 103 147	01/06→03/09 01/06→03/09 01/06→03/09	←	☐; → 11/08; +PR 1LF;1LT	11.9571-9836.2	220428	ATE Ø 57 - Halter
			←	☐; → 11/08; +PR 1LA	11.9606-9957.2	220815	ATE Ø 60 - Halter
			←	☐; → 11/08; +PR 1LB;1LE	24.3571-8521.5	240495	ATE Ø 57 - Halter
			←	☐; → 11/08; +PR 1LB;1LE	24.3571-8522.5	240496	ATE Ø 57 - Halter
			←	☐; → 11/08; +PR 1LA	24.3606-9958.5	240969	ATE Ø 60 - Halter
			→	☐; → 11/08; +PR 1KD;1KP	24.3384-1735.5	240822	TRW Ø 38 - Halter
			→	☐; → 11/08; +PR 1KD;1KP	24.3384-1736.5	240823	TRW Ø 38 - Halter
			→	☐; 8E-5-400001→; → 11/08; +PR 1KW	24.3414-1713.5	240914	TRW Ø 41 - Halter
			→	☐; 8E-5-400001→; → 11/08; +PR 1KW	24.3414-1714.5	240915	TRW Ø 41 - Halter
1.8 T 2.0	125 96	10/02→10/05 09/04→12/05	←	☐; +PR 1LF;1LT	11.9571-9835.2	220427	ATE Ø 57 - Halter
			←	☐; +PR 1LF;1LT	11.9571-9836.2	220428	ATE Ø 57 - Halter
			←	☐; +PR 1LA	11.9606-9957.2	220815	ATE Ø 60 - Halter
			←	☐; +PR 1LB;1LE	24.3571-8521.5	240495	ATE Ø 57 - Halter
			←	☐; +PR 1LB;1LE	24.3571-8522.5	240496	ATE Ø 57 - Halter
			←	☐; +PR 1LA	24.3606-9958.5	240969	ATE Ø 60 - Halter
			→	☐; +PR 1KD;1KP	24.3384-1735.5	240822	TRW Ø 38 - Halter
			→	☐; +PR 1KD;1KP	24.3384-1736.5	240823	TRW Ø 38 - Halter
			→	☐; 8E-5-400001→; +PR 1KW	24.3414-1713.5	240914	TRW Ø 41 - Halter
→	☐; 8E-5-400001→; +PR 1KW	24.3414-1714.5	240915	TRW Ø 41 - Halter			
2.4 2.4 2.5 TDI 3.0 3.0 quattro	120 125 120 162 162	04/02→12/05 04/02→12/05 08/02→12/05 04/02→12/05 05/03→12/05	←	☐; +PR 1LF;1LT	11.9571-9835.2	220427	ATE Ø 57 - Halter
			←	☐; +PR 1LF;1LT	11.9571-9836.2	220428	ATE Ø 57 - Halter
			←	☐; +PR 1LA	11.9606-9957.2	220815	ATE Ø 60 - Halter
			←	☐; +PR 1LB;1LE	24.3571-8521.5	240495	ATE Ø 57 - Halter
			←	☐; +PR 1LB;1LE	24.3571-8522.5	240496	ATE Ø 57 - Halter
			←	☐; +PR 1LA	24.3606-9958.5	240969	ATE Ø 60 - Halter
			→	☐	24.3384-1735.5	240822	TRW Ø 38 - Halter
			→	☐	24.3384-1736.5	240823	TRW Ø 38 - Halter
			→	☐; 8E-5-400001→; +PR 1KW	24.3414-1713.5	240914	TRW Ø 41 - Halter
			→	☐; 8E-5-400001→; +PR 1KW	24.3414-1714.5	240915	TRW Ø 41 - Halter
			2.7 TDI 3.0 TDI quattro 3.2 FSI 3.2 FSI quattro	132 171 188 188	06/06→03/09 01/06→03/09 01/06→03/09 01/06→03/09	←	☐; → 11/08; +PR 1LF;1LT
←	☐; → 11/08; +PR 1LF;1LT	11.9571-9836.2				220428	ATE Ø 57 - Halter
←	☐; → 11/08; +PR 1LA	11.9606-9957.2				220815	ATE Ø 60 - Halter
←	☐; → 11/08; +PR 1LB;1LE	24.3571-8521.5				240495	ATE Ø 57 - Halter
←	☐; → 11/08; +PR 1LB;1LE	24.3571-8522.5				240496	ATE Ø 57 - Halter
←	☐; → 11/08; +PR 1LA	24.3606-9958.5				240969	ATE Ø 60 - Halter
→	☐; 8E-5-400001→; → 11/08; +PR 1KW	24.3414-1713.5				240914	TRW Ø 41 - Halter
→	☐; 8E-5-400001→; → 11/08; +PR 1KW	24.3414-1714.5				240915	TRW Ø 41 - Halter
3.0	160	04/02→12/05				←	☐; +PR 1LF;1LT
			←	☐; +PR 1LF;1LT	11.9571-9836.2	220428	ATE Ø 57 - Halter
			←	☐; +PR 1LA;1LC	11.9606-9953.2	220587	ATE Ø 60 - Halter
			←	☐; +PR 1LA;1LC	11.9606-9954.2	220588	ATE Ø 60 - Halter
			←	☐; 8E-8-000001→; +PR 1LZ	24.3541-1763.5	240231	TRW Ø 54 - Halter
			←	☐; +PR 1LZ; → 8E-7-300000	24.3541-1763.5	240231	TRW Ø 54 - Halter
			←	☐; +PR 1LZ; → 8E-7-300000	24.3541-1764.5	240232	TRW Ø 54 - Halter
			←	☐; 8E-8-000001→; +PR 1LZ	24.3541-1764.5	240232	TRW Ø 54 - Halter
			←	☐; +PR 1LB;1LE	24.3571-8521.5	240495	ATE Ø 57 - Halter
			←	☐; +PR 1LB;1LE	24.3571-8522.5	240496	ATE Ø 57 - Halter
			→	☐; → 8E-7-300000; +PR 1KD;1KP	24.3384-1735.5	240822	TRW Ø 38 - Halter
			→	☐; → 8E-7-300000; +PR 1KD;1KP	24.3384-1736.5	240823	TRW Ø 38 - Halter
			→	☐; 8E-5-400001→; +PR 1KW	24.3414-1713.5	240914	TRW Ø 41 - Halter
			→	☐; 8E-5-400001→; +PR 1KW	24.3414-1714.5	240915	TRW Ø 41 - Halter
3.0 TDI quattro ↓	150	01/06→03/09	←	☐; → 11/08; +PR 1LF;1LT	11.9571-9835.2	220427	ATE Ø 57 - Halter









	kw					! #			
<b>AUDI - A4 Cabriolet (8H7, B6, 8HE, B7) 01/02→12/09</b>									
<b>Bremssattel</b>									
3.0 TDI quattro	150	01/06→03/09	←	☐; → 11/08; +PR 1LF;1LT			11.9571-9836.2	220428	ATE Ø 57 - Halter
			←	☐; → 11/08; +PR 1LA			11.9606-9957.2	220815	ATE Ø 60 - Halter
			←	☐; → 11/08; +PR 1LB;1LE			24.3571-8521.5	240495	ATE Ø 57 - Halter
			←	☐; → 11/08; +PR 1LB;1LE			24.3571-8522.5	240496	ATE Ø 57 - Halter
			←	☐; → 11/08; +PR 1LA			24.3606-9958.5	240969	ATE Ø 60 - Halter
			→	☐; → 11/08; +PR 1KW			24.3414-1713.5	240914	TRW Ø 41 - Halter
			→	☐; → 11/08; +PR 1KW			24.3414-1714.5	240915	TRW Ø 41 - Halter
S4 quattro	253	03/04→03/09	←	☐; → 11/08			24.3606-9961.5	240970	ATE Ø 60 - Halter
			←	☐; → 11/08			24.3606-9962.5	240971	ATE Ø 60 - Halter
<b>Halter, Bremssattel</b>									
1.8 T	120	07/02→03/09	←	→ 11/08; +PR 1LB;1LE			11.0230-0560.1	260125	ATE
1.8 T quattro	120	05/03→03/09	←	→ 11/08; +PR 1LF;1LT			11.0230-0569.1	260126	ATE
2.0 TDI	100	01/06→03/09	←	→ 11/08; +PR 1LA			11.0230-0807.1	260134	ATE
2.0 TDI	103	01/06→03/09	←	→ 11/08; +PR 1LA			11.0230-0807.1	260134	ATE
2.0 TFSI 16V	147	01/06→03/09	←	→ 11/08; +PR 1LA			11.0230-0807.1	260134	ATE
2.7 TDI	132	06/06→03/09	←	→ 11/08; +PR 1LA			11.0230-0807.1	260134	ATE
3.0 TDI quattro	150	01/06→03/09	←	→ 11/08; +PR 1LA			11.0230-0807.1	260134	ATE
3.0 TDI quattro	171	01/06→03/09	←	→ 11/08; +PR 1LA			11.0230-0807.1	260134	ATE
3.2 FSI	188	01/06→03/09	←	→ 11/08; +PR 1LA			11.0230-0807.1	260134	ATE
3.2 FSI quattro	188	01/06→03/09	←	→ 11/08; +PR 1LA			11.0230-0807.1	260134	ATE
1.8 T	125	10/02→10/05	←	+PR 1LB;1LE			11.0230-0560.1	260125	ATE
2.0	96	09/04→12/05	←	+PR 1LF;1LT			11.0230-0569.1	260126	ATE
2.4	120	04/02→12/05	←	+PR 1LF;1LT			11.0230-0569.1	260126	ATE
2.4	125	04/02→12/05	←	+PR 1LA			11.0230-0807.1	260134	ATE
2.5 TDI	120	08/02→12/05	←	+PR 1LA			11.0230-0807.1	260134	ATE
3.0	162	04/02→12/05	←	+PR 1LA			11.0230-0807.1	260134	ATE
3.0 quattro	162	05/03→12/05	←	+PR 1LA			11.0230-0807.1	260134	ATE
3.0	160	04/02→12/05	←	+PR 1LB;1LE			11.0230-0560.1	260125	ATE
			←	+PR 1LF;1LT			11.0230-0569.1	260126	ATE
			←	+PR 1LA;1LC			11.0230-0807.1	260134	ATE
S4 quattro	253	03/04→03/09	←	→ 11/08			11.0230-0663.1	260131	ATE
<b>Feder, Bremssattel</b>									
1.8 T	120	07/02→03/09	←	→ 11/08; +PR 1LF;1LT	2		11.8116-0143.1	390513	ATE
1.8 T quattro	120	05/03→03/09	←	→ 11/08; +PR 1LF;1LT	2		11.8116-0143.1	390513	ATE
2.0 TDI	100	01/06→03/09	←	→ 11/08; +PR 1LB;1LE	2		11.8116-0143.1	390513	ATE
2.0 TDI	103	01/06→03/09	←	→ 11/08; +PR 1LA	2		11.8116-0410.2	390589	ATE
2.0 TFSI 16V	147	01/06→03/09	←	→ 11/08; +PR 1LA	2		11.8116-0410.2	390589	ATE
2.7 TDI	132	06/06→03/09	←	→ 11/08; +PR 1LA	2		11.8116-0410.2	390589	ATE
3.0 TDI quattro	150	01/06→03/09	←	→ 11/08; +PR 1LA	2		11.8116-0410.2	390589	ATE
3.0 TDI quattro	171	01/06→03/09	←	→ 11/08; +PR 1LA	2		11.8116-0410.2	390589	ATE
3.2 FSI	188	01/06→03/09	←	→ 11/08; +PR 1LA	2		11.8116-0410.2	390589	ATE
3.2 FSI quattro	188	01/06→03/09	←	→ 11/08; +PR 1LA	2		11.8116-0410.2	390589	ATE
1.8 T	125	10/02→10/05	←	+PR 1LF;1LT	2		11.8116-0143.1	390513	ATE
2.0	96	09/04→12/05	←	+PR 1LB;1LE	2		11.8116-0143.1	390513	ATE
2.4	120	04/02→12/05	←	+PR 1LB;1LE	2		11.8116-0143.1	390513	ATE
2.4	125	04/02→12/05	←	+PR 1LA	2		11.8116-0410.2	390589	ATE
2.5 TDI	120	08/02→12/05	←	+PR 1LA	2		11.8116-0410.2	390589	ATE
3.0	162	04/02→12/05	←	+PR 1LA	2		11.8116-0410.2	390589	ATE
3.0 quattro	162	05/03→12/05	←	+PR 1LA	2		11.8116-0410.2	390589	ATE
3.0	160	04/02→12/05	←	+PR 1LF;1LT	2		11.8116-0143.1	390513	ATE
			←	+PR 1LB;1LE	2		11.8116-0143.1	390513	ATE
			←	+PR 1LA;1LC	2		11.8116-0410.2	390589	ATE
S4 quattro	253	03/04→03/09	←	→ 11/08	2		11.8116-0006.2	390601	ATE
			←	→ 11/08	2		11.8116-0410.2	390589	ATE
<b>Führungshülzensatz, Bremssattel</b>									
1.8 T	120	07/02→03/09	←	→ 11/08; +PR 1LA			11.0101-5409.2	260035	ATE
1.8 T quattro	120	05/03→03/09	←	→ 11/08; +PR 1LF;1LT			11.0101-5409.2	260035	ATE
2.0 TDI	100	01/06→03/09	←	→ 11/08; +PR 1LF;1LT			11.0101-5409.2	260035	ATE
2.0 TDI	103	01/06→03/09	←	→ 11/08; +PR 1LB;1LE			11.0101-5409.2	260035	ATE
2.0 TFSI 16V	147	01/06→03/09	←	→ 11/08; +PR 1LB;1LE			11.0101-5409.2	260035	ATE
2.7 TDI	132	06/06→03/09	←	→ 11/08; +PR 1LA			11.0101-5409.2	260035	ATE
3.0 TDI quattro	150	01/06→03/09	←	→ 11/08; +PR 1LA			11.0101-5409.2	260035	ATE
3.0 TDI quattro	171	01/06→03/09	←	→ 11/08; +PR 1LA			11.0101-5409.2	260035	ATE
3.2 FSI	188	01/06→03/09	←	→ 11/08; +PR 1LA			11.0101-5409.2	260035	ATE
3.2 FSI quattro	188	01/06→03/09	←	→ 11/08; +PR 1LA			11.0101-5409.2	260035	ATE
1.8 T	125	10/02→10/05	←	+PR 1LA			11.0101-5409.2	260035	ATE
2.0	96	09/04→12/05	←	+PR 1LF;1LT			11.0101-5409.2	260035	ATE
2.4	120	04/02→12/05	←	+PR 1LF;1LT			11.0101-5409.2	260035	ATE
2.4	125	04/02→12/05	←	+PR 1LA			11.0101-5409.2	260035	ATE
↓									

	kw					! #			
<b>AUDI - A4 Cabriolet (8H7, B6, 8HE, B7) 01/02→12/09</b>									
<b>Führungshülzensatz, Bremsattel</b>									
2.5 TDI	120	08/02→12/05	←	+PR 1LB;1LE			11.0101-5409.2	260035	ATE
3.0	162	04/02→12/05							
3.0 quattro	162	05/03→12/05							
3.0	160	04/02→12/05	←	+PR 1LA;1LC			11.0101-5409.2	260035	ATE
			←	+PR 1LF;1LT			11.0101-5409.2	260035	ATE
			←	+PR 1LB;1LE			11.0101-5409.2	260035	ATE
S4 quattro	253	03/04→03/09	←	→ 11/08			11.0101-5409.2	260035	ATE
<b>Führungsbolzen, Bremsattel</b>									
1.8 T	120	07/02→03/09		→ 11/08; +PR 1LF;1LT			11.8171-0008.1	990049	ATE
1.8 T quattro	120	05/03→03/09							
2.0 TDI	100	01/06→03/09		→ 11/08; +PR 1LB;1LE			11.8171-0008.1	990049	ATE
2.0 TDI	103	01/06→03/09		→ 11/08; +PR 1LA			11.8171-0008.1	990049	ATE
2.0 TFSI 16V	147	01/06→03/09							
2.7 TDI	132	06/06→03/09							
3.0 TDI quattro	150	01/06→03/09							
3.0 TDI quattro	171	01/06→03/09							
3.2 FSI	188	01/06→03/09							
3.2 FSI quattro	188	01/06→03/09							
1.8 T	125	10/02→10/05		+PR 1LA			11.8171-0008.1	990049	ATE
2.0	96	09/04→12/05		+PR 1LF;1LT			11.8171-0008.1	990049	ATE
2.4	120	04/02→12/05							
2.4	125	04/02→12/05		+PR 1LB;1LE			11.8171-0008.1	990049	ATE
2.5 TDI	120	08/02→12/05							
3.0	162	04/02→12/05							
3.0 quattro	162	05/03→12/05							
3.0	160	04/02→12/05		+PR 1LF;1LT			11.8171-0008.1	990049	ATE
				+PR 1LB;1LE			11.8171-0008.1	990049	ATE
				+PR 1LA;1LC			11.8171-0008.1	990049	ATE
S4 quattro	253	03/04→03/09		→ 11/08			11.8171-0008.1	990049	ATE
<b>Dichtungssatz, Bremsattel</b>									
1.8 T	120	07/02→03/09	←	→ 11/08; +PR 1LF;1LT			11.0441-5704.2	250034	ATE
1.8 T quattro	120	05/03→03/09	←						
2.0 TDI	100	01/06→03/09	←	→ 11/08; +PR 1LB;1LE			11.0441-5704.2	250034	ATE
2.0 TDI	103	01/06→03/09	←	→ 11/08; +PR 1LA			11.0441-6008.2	250038	ATE für Kolben-Ø [mm]: 60
2.0 TFSI 16V	147	01/06→03/09							
2.7 TDI	132	06/06→03/09							
3.0 TDI quattro	150	01/06→03/09							
3.0 TDI quattro	171	01/06→03/09							
3.2 FSI	188	01/06→03/09							
3.2 FSI quattro	188	01/06→03/09							
1.8 T	125	10/02→10/05	←	+PR 1LF;1LT			11.0441-5704.2	250034	ATE
2.0	96	09/04→12/05	←	+PR 1LB;1LE			11.0441-5704.2	250034	ATE
2.4	120	04/02→12/05	←	+PR 1LA			11.0441-6008.2	250038	ATE für Kolben-Ø [mm]: 60
2.4	125	04/02→12/05	←						
2.5 TDI	120	08/02→12/05							
3.0	162	04/02→12/05							
3.0 quattro	162	05/03→12/05							
3.0	160	04/02→12/05	←	+PR 1LF;1LT			11.0441-5704.2	250034	ATE
			←	+PR 1LB;1LE			11.0441-5704.2	250034	ATE
			←	+PR 1LA;1LC			11.0441-6008.2	250038	ATE für Kolben-Ø [mm]: 60
S4 quattro	253	03/04→03/09	←	→ 11/08			11.0441-6008.2	250038	ATE für Kolben-Ø [mm]: 60
<b>Bremsschlauch</b>									
1.8 T	120	07/02→03/09	←	→ 11/08	2	24.5237-0308.3	331435	L= 308	
1.8 T quattro	120	05/03→03/09	→	→ 11/08	2	24.5138-0263.3	330885	L= 263	
2.0 TDI	100	01/06→03/09							
2.0 TDI	103	01/06→03/09							
2.0 TFSI 16V	147	01/06→03/09							
2.7 TDI	132	06/06→03/09							
3.0 TDI quattro	150	01/06→03/09							
3.0 TDI quattro	171	01/06→03/09							
3.2 FSI	188	01/06→03/09							
3.2 FSI quattro	188	01/06→03/09							
S4 quattro	253	03/04→03/09							
1.8 T	125	10/02→10/05	←		2	24.5237-0308.3	331435	L= 308	
2.0	96	09/04→12/05	→		2	24.5138-0263.3	330885	L= 263	
2.4	120	04/02→12/05							
2.4	125	04/02→12/05							
2.5 TDI	120	08/02→12/05							
3.0	160	04/02→12/05							
3.0	162	04/02→12/05							
3.0 quattro	162	05/03→12/05							
RS4 quattro	309	06/06→03/09	←	→ 11/08	2	83.6169-0418.3	330894	L= 422	



























	kw			 	! #			
<b>AUDI - A5 (8T3) 06/07→01/17</b>								
 <b>Bremssattel</b>								
1.8 TFSI	118	05/09→09/11	←	☐; +PR 1LT		11.9571-9755.2	220845	ATE Ø 57 - Halter
2.0 TDI	125	08/08→03/12	←	☐; +PR 1LT		11.9571-9756.2	220846	ATE Ø 57 - Halter
2.0 TDI quattro	125	08/08→03/12	←	☐; +PR 1LT		11.9571-9756.2	220846	ATE Ø 57 - Halter
2.0 TFSI	132	11/08→03/12	←	☐; 07/11→; +PR 1LA,1LB		24.3571-1773.5	240625	TRW Ø 57 - Halter
2.0 TFSI	155	06/08→11/13	←	☐; 07/11→; +PR 1LA,1LB		24.3571-1774.5	240626	TRW Ø 57 - Halter
2.0 TFSI quattro	155	06/08→01/17	←	☐; 07/11→; +PR 1LA,1LB		24.3571-1774.5	240626	TRW Ø 57 - Halter
2.7 TDI	120	09/07→03/12	←	☐; +PR 1LJ		24.3571-1775.5	240627	TRW Ø 57 - Halter
			←	☐; +PR 1LJ		24.3571-1776.5	240628	TRW Ø 57 - Halter
			→	☐; → 8K-B-999999; +PR 1KW		24.6243-1703.7	220945	TRW Ø 43 + EMot / - Halter + FSB
			→	☐; → 8K-B-999999; +PR 1KW		24.6243-1704.7	220946	TRW Ø 43 + EMot / - Halter + FSB
			→	☐; +PR 1KE		24.6243-1705.7	220947	TRW Ø 43 + EMot / - Halter + FSB
			→	☐; +PR 1KE		24.6243-1706.7	220948	TRW Ø 43 + EMot / - Halter + FSB
			→	☐; 8K-C-000001→; +PR 1KW,2EH		24.6243-1707.7	220979	TRW Ø 43 + EMot / - Halter + FSB
			→	☐; 8K-C-000001→; +PR 1KW,2EH		24.6243-1708.7	220980	TRW Ø 43 + EMot / - Halter + FSB
			→	☐; +PR 1KP		24.6243-1721.5	240782	TRW Ø 43 + EMot / - Halter + FSB
			→	☐; +PR 1KP		24.6243-1722.5	240783	TRW Ø 43 + EMot / - Halter + FSB
1.8 TFSI	125	10/07→01/17	←	☐; +PR 1LT		11.9571-9755.2	220845	ATE Ø 57 - Halter
			←	☐; +PR 1LT		11.9571-9756.2	220846	ATE Ø 57 - Halter
			←	☐; 07/11→; +PR 1LA,1LB		24.3571-1773.5	240625	TRW Ø 57 - Halter
			←	☐; 07/11→; +PR 1LA,1LB		24.3571-1774.5	240626	TRW Ø 57 - Halter
			←	☐; 08/08→; +PR 1LJ		24.3571-1775.5	240627	TRW Ø 57 - Halter
			←	☐; 08/08→; +PR 1LJ		24.3571-1776.5	240628	TRW Ø 57 - Halter
			→	☐; → 8K-B-999999; +PR 1KW		24.6243-1703.7	220945	TRW Ø 43 + EMot / - Halter + FSB
			→	☐; → 8K-B-999999; +PR 1KW		24.6243-1704.7	220946	TRW Ø 43 + EMot / - Halter + FSB
			→	☐; +PR 1KE		24.6243-1705.7	220947	TRW Ø 43 + EMot / - Halter + FSB
			→	☐; +PR 1KE		24.6243-1706.7	220948	TRW Ø 43 + EMot / - Halter + FSB
			→	☐; 8K-C-000001→; +PR 1KW,2EH		24.6243-1707.7	220979	TRW Ø 43 + EMot / - Halter + FSB
			→	☐; 8K-C-000001→; +PR 1KW,2EH		24.6243-1708.7	220980	TRW Ø 43 + EMot / - Halter + FSB
			→	☐; +PR 1KP		24.6243-1721.5	240782	TRW Ø 43 + EMot / - Halter + FSB
			→	☐; +PR 1KP		24.6243-1722.5	240783	TRW Ø 43 + EMot / - Halter + FSB
1.8 TFSI	130	05/15→01/17	←	☐; +PR 1LT		11.9571-9755.2	220845	ATE Ø 57 - Halter
2.0 TDI	140	09/13→01/17	←	☐; +PR 1LT		11.9571-9756.2	220846	ATE Ø 57 - Halter
2.0 TDI quattro	130	12/11→01/17	←	☐; +PR 1LT		11.9571-9756.2	220846	ATE Ø 57 - Halter
2.0 TDI quattro	140	09/13→01/17	←	☐; +PR 1LA,1LB		24.3571-1773.5	240625	TRW Ø 57 - Halter
2.0 TFSI	165	05/13→05/16	←	☐; +PR 1LA,1LB		24.3571-1774.5	240626	TRW Ø 57 - Halter
2.0 TFSI	169	08/15→01/17	←	☐; +PR 1LA,1LB		24.3571-1774.5	240626	TRW Ø 57 - Halter
2.0 TFSI quattro	165	05/13→05/16	←	☐; +PR 1LJ		24.3571-1775.5	240627	TRW Ø 57 - Halter
2.0 TFSI quattro	169	08/15→01/17	←	☐; +PR 1LJ		24.3571-1775.5	240627	TRW Ø 57 - Halter
3.0 TDI quattro	160	05/15→01/17	←	☐; +PR 1LJ		24.3571-1776.5	240628	TRW Ø 57 - Halter
3.0 TFSI quattro	200	12/11→01/17	→	☐; +PR 1KE		24.6243-1705.7	220947	TRW Ø 43 + EMot / - Halter + FSB
			→	☐; +PR 1KE		24.6243-1706.7	220948	TRW Ø 43 + EMot / - Halter + FSB
			→	☐; +PR 1KW,2EH		24.6243-1707.7	220979	TRW Ø 43 + EMot / - Halter + FSB
			→	☐; +PR 1KW,2EH		24.6243-1708.7	220980	TRW Ø 43 + EMot / - Halter + FSB
			→	☐; +PR 1KP		24.6243-1721.5	240782	TRW Ø 43 + EMot / - Halter + FSB
			→	☐; +PR 1KP		24.6243-1722.5	240783	TRW Ø 43 + EMot / - Halter + FSB
2.0 TDI	120	08/08→01/17	←	☐; 10/08→; +PR 1LT		11.9571-9755.2	220845	ATE Ø 57 - Halter
↓								

	kw			 	! #			
<b>AUDI - A5 (8T3) 06/07→01/17</b>								
 <b>Bremssattel</b>								
2.0 TDI	120	08/08→01/17	←	☐; 10/08→; +PR 1LT	11.9571-9756.2	220846	ATE Ø 57 - Halter	
			←	☐; 07/11→; +PR 1LA,1LB	24.3571-1773.5	240625	TRW Ø 57 - Halter	
			←	☐; 07/11→; +PR 1LA,1LB	24.3571-1774.5	240626	TRW Ø 57 - Halter	
			←	☐; 10/08→; +PR 1LJ	24.3571-1775.5	240627	TRW Ø 57 - Halter	
			←	☐; 10/08→; +PR 1LJ	24.3571-1776.5	240628	TRW Ø 57 - Halter	
			→	☐; 10/08→; +PR 1KW; → 8K-B-999999	24.6243-1703.7	220945	TRW Ø 43 + EMot / - Halter + FSB	
			→	☐; 10/08→; +PR 1KW; → 8K-B-999999	24.6243-1704.7	220946	TRW Ø 43 + EMot / - Halter + FSB	
			→	☐; 10/08→; +PR 1KE	24.6243-1705.7	220947	TRW Ø 43 + EMot / - Halter + FSB	
			→	☐; 10/08→; +PR 1KE	24.6243-1706.7	220948	TRW Ø 43 + EMot / - Halter + FSB	
			→	☐; 8K-C-000001→; +PR 1KW,2EH	24.6243-1707.7	220979	TRW Ø 43 + EMot / - Halter + FSB	
			→	☐; 8K-C-000001→; +PR 1KW,2EH	24.6243-1708.7	220980	TRW Ø 43 + EMot / - Halter + FSB	
			→	☐; 10/08→; +PR 1KP	24.6243-1721.5	240782	TRW Ø 43 + EMot / - Halter + FSB	
			→	☐; 10/08→; +PR 1KP	24.6243-1722.5	240783	TRW Ø 43 + EMot / - Halter + FSB	
2.0 TDI 3.0 TDI 3.0 TDI quattro	130 150 180	10/11→01/17 10/11→01/17 10/11→01/17	←	☐; +PR 1LT	11.9571-9755.2	220845	ATE Ø 57 - Halter	
			←	☐; +PR 1LT	11.9571-9756.2	220846	ATE Ø 57 - Halter	
			←	☐; +PR 1LA,1LB	24.3571-1773.5	240625	TRW Ø 57 - Halter	
			←	☐; +PR 1LA,1LB	24.3571-1774.5	240626	TRW Ø 57 - Halter	
			←	☐; +PR 1LJ	24.3571-1775.5	240627	TRW Ø 57 - Halter	
			←	☐; +PR 1LJ	24.3571-1776.5	240628	TRW Ø 57 - Halter	
			→	☐; → 8K-B-999999; +PR 1KW	24.6243-1703.7	220945	TRW Ø 43 + EMot / - Halter + FSB	
			→	☐; → 8K-B-999999; +PR 1KW	24.6243-1704.7	220946	TRW Ø 43 + EMot / - Halter + FSB	
			→	☐; +PR 1KE	24.6243-1705.7	220947	TRW Ø 43 + EMot / - Halter + FSB	
			→	☐; +PR 1KE	24.6243-1706.7	220948	TRW Ø 43 + EMot / - Halter + FSB	
			→	☐; 8K-C-000001→; +PR 1KW,2EH	24.6243-1707.7	220979	TRW Ø 43 + EMot / - Halter + FSB	
			→	☐; 8K-C-000001→; +PR 1KW,2EH	24.6243-1708.7	220980	TRW Ø 43 + EMot / - Halter + FSB	
			→	☐; +PR 1KP	24.6243-1721.5	240782	TRW Ø 43 + EMot / - Halter + FSB	
→	☐; +PR 1KP	24.6243-1722.5	240783	TRW Ø 43 + EMot / - Halter + FSB				
2.0 TFSI quattro	162	03/12→01/17	←	☐; 05/13→; +PR 1LT	11.9571-9755.2	220845	ATE Ø 57 - Halter	
			←	☐; 05/13→; +PR 1LT	11.9571-9756.2	220846	ATE Ø 57 - Halter	
			←	☐; 05/13→; +PR 1LA,1LB	24.3571-1773.5	240625	TRW Ø 57 - Halter	
			←	☐; 05/13→; +PR 1LA,1LB	24.3571-1774.5	240626	TRW Ø 57 - Halter	
			←	☐; 05/13→; +PR 1LJ	24.3571-1775.5	240627	TRW Ø 57 - Halter	
			←	☐; 05/13→; +PR 1LJ	24.3571-1776.5	240628	TRW Ø 57 - Halter	
			→	☐; 05/13→; +PR 1KE	24.6243-1705.7	220947	TRW Ø 43 + EMot / - Halter + FSB	
			→	☐; 05/13→; +PR 1KE	24.6243-1706.7	220948	TRW Ø 43 + EMot / - Halter + FSB	
			→	☐; 05/13→; +PR 1KW,2EH	24.6243-1707.7	220979	TRW Ø 43 + EMot / - Halter + FSB	
			→	☐; 05/13→; +PR 1KW,2EH	24.6243-1708.7	220980	TRW Ø 43 + EMot / - Halter + FSB	
			→	☐; 05/13→; +PR 1KP	24.6243-1721.5	240782	TRW Ø 43 + EMot / - Halter + FSB	
			→	☐; 05/13→; +PR 1KP	24.6243-1722.5	240783	TRW Ø 43 + EMot / - Halter + FSB	
			2.7 TDI 3.0 TDI quattro 3.2 FSI 3.2 FSI quattro ↓	140 176 195 195	06/07→03/12 06/07→03/12 06/07→03/12 06/07→03/12	←	☐; +PR 1LT	11.9571-9755.2
←	☐; +PR 1LT	11.9571-9756.2				220846	ATE Ø 57 - Halter	




















	kw			 	! #			
<b>AUDI - A5 (8T3) 06/07→01/17</b>								
 <b>Bremssattel</b>								
2.7 TDI	140	06/07→03/12	←	☐; → 06/07; +PR 1LA		24.3571-1773.5	240625	TRW Ø 57 - Halter
3.0 TDI quattro	176	06/07→03/12	←	☐; 07/07→; +PR 1LA,1LB		24.3571-1773.5	240625	TRW Ø 57 - Halter
3.2 FSI	195	06/07→03/12	←	☐; → 06/07; +PR 1LA		24.3571-1774.5	240626	TRW Ø 57 - Halter
3.2 FSI quattro	195	06/07→03/12	←	☐; 07/07→; +PR 1LA,1LB		24.3571-1774.5	240626	TRW Ø 57 - Halter
			←	☐; +PR 1LJ		24.3571-1775.5	240627	TRW Ø 57 - Halter
			←	☐; +PR 1LJ		24.3571-1776.5	240628	TRW Ø 57 - Halter
			→	☐; → 8K-B-999999; +PR 1KW		24.6243-1703.7	220945	TRW Ø 43 + EMot / - Halter + FSB
			→	☐; → 8K-B-999999; +PR 1KW		24.6243-1704.7	220946	TRW Ø 43 + EMot / - Halter + FSB
			→	☐; +PR 1KE		24.6243-1705.7	220947	TRW Ø 43 + EMot / - Halter + FSB
			→	☐; +PR 1KE		24.6243-1706.7	220948	TRW Ø 43 + EMot / - Halter + FSB
			→	☐; 8K-C-000001→; +PR 1KW,2EH		24.6243-1707.7	220979	TRW Ø 43 + EMot / - Halter + FSB
			→	☐; 8K-C-000001→; +PR 1KW,2EH		24.6243-1708.7	220980	TRW Ø 43 + EMot / - Halter + FSB
			→	☐; +PR 1KP		24.6243-1721.5	240782	TRW Ø 43 + EMot / - Halter + FSB
			→	☐; +PR 1KP		24.6243-1722.5	240783	TRW Ø 43 + EMot / - Halter + FSB
3.0 TDI quattro	155	03/08→05/10	←	☐; +PR 1LT		11.9571-9755.2	220845	ATE Ø 57 - Halter
			←	☐; +PR 1LT		11.9571-9756.2	220846	ATE Ø 57 - Halter
			←	☐; +PR 1LJ		24.3571-1775.5	240627	TRW Ø 57 - Halter
			←	☐; +PR 1LJ		24.3571-1776.5	240628	TRW Ø 57 - Halter
			→	☐; → 8K-B-999999; +PR 1KW		24.6243-1703.7	220945	TRW Ø 43 + EMot / - Halter + FSB
			→	☐; → 8K-B-999999; +PR 1KW		24.6243-1704.7	220946	TRW Ø 43 + EMot / - Halter + FSB
			→	☐; +PR 1KE		24.6243-1705.7	220947	TRW Ø 43 + EMot / - Halter + FSB
			→	☐; +PR 1KE		24.6243-1706.7	220948	TRW Ø 43 + EMot / - Halter + FSB
			→	☐; 8K-C-000001→; +PR 1KW,2EH		24.6243-1707.7	220979	TRW Ø 43 + EMot / - Halter + FSB
			→	☐; 8K-C-000001→; +PR 1KW,2EH		24.6243-1708.7	220980	TRW Ø 43 + EMot / - Halter + FSB
			→	☐; +PR 1KP		24.6243-1721.5	240782	TRW Ø 43 + EMot / - Halter + FSB
			→	☐; +PR 1KP		24.6243-1722.5	240783	TRW Ø 43 + EMot / - Halter + FSB
RS5 quattro	331	03/10→08/15	→	☐; +PR GP1		24.6243-1705.7	220947	TRW Ø 43 + EMot / - Halter + FSB
			→	☐; +PR GP1		24.6243-1706.7	220948	TRW Ø 43 + EMot / - Halter + FSB
			→	☐; +PR 1KP		24.6243-1721.5	240782	TRW Ø 43 + EMot / - Halter + FSB
			→	☐; +PR 1KP		24.6243-1722.5	240783	TRW Ø 43 + EMot / - Halter + FSB
S5 quattro	245	10/11→01/17	←	☐; +PR 1LJ,1ZT		24.3571-1775.5	240627	TRW Ø 57 - Halter
			←	☐; +PR 1LJ,1ZT		24.3571-1776.5	240628	TRW Ø 57 - Halter
			→	☐; +PR 1KE		24.6243-1705.7	220947	TRW Ø 43 + EMot / - Halter + FSB
			→	☐; +PR 1KE		24.6243-1706.7	220948	TRW Ø 43 + EMot / - Halter + FSB
			→	☐; +PR 1KP		24.6243-1721.5	240782	TRW Ø 43 + EMot / - Halter + FSB
			→	☐; +PR 1KP		24.6243-1722.5	240783	TRW Ø 43 + EMot / - Halter + FSB
S5 quattro	260	06/07→03/12	←	☐; 12/09→; +PR 1LJ,1ZT		24.3571-1775.5	240627	TRW Ø 57 - Halter
			←	☐; 12/09→; +PR 1LJ,1ZT		24.3571-1776.5	240628	TRW Ø 57 - Halter
			→	☐; +PR 1KE		24.6243-1705.7	220947	TRW Ø 43 + EMot / - Halter + FSB
↓								








	kw			 	! #			
<b>AUDI - A5 (8T3) 06/07→01/17</b>								
<b>Bremssattel</b>								
S5 quattro	260	06/07→03/12	➡	☐; +PR 1KE		24.6243-1706.7	220948	TRW Ø 43 + EMot / - Halter + FSB
			➡	☐; +PR 1KP		24.6243-1721.5	240782	TRW Ø 43 + EMot / - Halter + FSB
			➡	☐; +PR 1KP		24.6243-1722.5	240783	TRW Ø 43 + EMot / - Halter + FSB
<b>Halter, Bremssattel</b>								
1.8 TFSI	118	05/09→09/11	←	+PR 1LT	2	11.0230-0783.1	260133	ATE
1.8 TFSI	125	10/07→01/17						
1.8 TFSI	130	05/15→01/17						
2.0 TDI	125	08/08→03/12						
2.0 TDI	130	10/11→01/17						
2.0 TDI	140	09/13→01/17						
2.0 TDI quattro	125	08/08→03/12						
2.0 TDI quattro	130	12/11→01/17						
2.0 TDI quattro	140	09/13→01/17						
2.0 TFSI	132	11/08→03/12						
2.0 TFSI	155	06/08→11/13						
2.0 TFSI	165	05/13→05/16						
2.0 TFSI	169	08/15→01/17						
2.0 TFSI quattro	155	06/08→01/17						
2.0 TFSI quattro	165	05/13→05/16						
2.0 TFSI quattro	169	08/15→01/17						
2.7 TDI	120	09/07→03/12						
2.7 TDI	140	06/07→03/12						
3.0 TDI	150	10/11→01/17						
3.0 TDI quattro	155	03/08→05/10						
3.0 TDI quattro	160	05/15→01/17						
3.0 TDI quattro	176	06/07→03/12						
3.0 TDI quattro	180	10/11→01/17						
3.0 TFSI quattro	200	12/11→01/17						
3.2 FSI	195	06/07→03/12						
3.2 FSI quattro	195	06/07→03/12						
2.0 TDI	120	08/08→01/17	←	10/08→; +PR 1LT	2	11.0230-0783.1	260133	ATE
2.0 TFSI quattro	162	03/12→01/17	←	05/13→; +PR 1LT	2	11.0230-0783.1	260133	ATE
<b>Feder, Bremssattel</b>								
1.8 TFSI	118	05/09→09/11	←	+PR 1LT	2	11.8116-0351.1	390538	ATE
1.8 TFSI	125	10/07→01/17						
1.8 TFSI	130	05/15→01/17						
2.0 TDI	125	08/08→03/12						
2.0 TDI	130	10/11→01/17						
2.0 TDI	140	09/13→01/17						
2.0 TDI quattro	125	08/08→03/12						
2.0 TDI quattro	130	12/11→01/17						
2.0 TDI quattro	140	09/13→01/17						
2.0 TFSI	132	11/08→03/12						
2.0 TFSI	155	06/08→11/13						
2.0 TFSI	165	05/13→05/16						
2.0 TFSI	169	08/15→01/17						
2.0 TFSI quattro	155	06/08→01/17						
2.0 TFSI quattro	165	05/13→05/16						
2.0 TFSI quattro	169	08/15→01/17						
2.7 TDI	120	09/07→03/12						
2.7 TDI	140	06/07→03/12						
3.0 TDI	150	10/11→01/17						
3.0 TDI quattro	155	03/08→05/10						
3.0 TDI quattro	160	05/15→01/17						
3.0 TDI quattro	176	06/07→03/12						
3.0 TDI quattro	180	10/11→01/17						
3.0 TFSI quattro	200	12/11→01/17						
3.2 FSI	195	06/07→03/12						
3.2 FSI quattro	195	06/07→03/12						
2.0 TDI	120	08/08→01/17	←	10/08→; +PR 1LT	2	11.8116-0351.1	390538	ATE
2.0 TFSI quattro	162	03/12→01/17	←	05/13→; +PR 1LT	2	11.8116-0351.1	390538	ATE
<b>Führungshülzensatz, Bremssattel</b>								
1.8 TFSI	118	05/09→09/11	←	+PR 1LT		11.0101-5409.2	260035	ATE
1.8 TFSI	125	10/07→01/17						
1.8 TFSI	130	05/15→01/17						
2.0 TDI	125	08/08→03/12						
2.0 TDI	130	10/11→01/17						
2.0 TDI	140	09/13→01/17						
2.0 TDI quattro	125	08/08→03/12						
2.0 TDI quattro	130	12/11→01/17						
2.0 TDI quattro	140	09/13→01/17						
2.0 TFSI	132	11/08→03/12						
2.0 TFSI	155	06/08→11/13						
↓								








	kw			 	! #		
<b>AUDI - A5 (8T3) 06/07→01/17</b>							
<b>Führungshülzensatz, Bremssattel</b>							
2.0 TFSI	165	05/13→05/16	←	+PR 1LT		11.0101-5409.2 260035	ATE
2.0 TFSI	169	08/15→01/17					
2.0 TFSI quattro	155	06/08→01/17					
2.0 TFSI quattro	165	05/13→05/16					
2.0 TFSI quattro	169	08/15→01/17					
2.7 TDI	120	09/07→03/12					
2.7 TDI	140	06/07→03/12					
3.0 TDI	150	10/11→01/17					
3.0 TDI quattro	155	03/08→05/10					
3.0 TDI quattro	160	05/15→01/17					
3.0 TDI quattro	176	06/07→03/12					
3.0 TDI quattro	180	10/11→01/17					
3.0 TFSI quattro	200	12/11→01/17					
3.2 FSI	195	06/07→03/12					
3.2 FSI quattro	195	06/07→03/12					
2.0 TDI	120	08/08→01/17	←	10/08→; +PR 1LT		11.0101-5409.2 260035	ATE
2.0 TFSI quattro	162	03/12→01/17	←	05/13→; +PR 1LT		11.0101-5409.2 260035	ATE
<b>Führungsbolzen, Bremssattel</b>							
1.8 TFSI	118	05/09→09/11		+PR 1LT		11.8171-0008.1 990049	ATE
1.8 TFSI	125	10/07→01/17					
1.8 TFSI	130	05/15→01/17					
2.0 TDI	125	08/08→03/12					
2.0 TDI	130	10/11→01/17					
2.0 TDI	140	09/13→01/17					
2.0 TDI quattro	125	08/08→03/12					
2.0 TDI quattro	130	12/11→01/17					
2.0 TDI quattro	140	09/13→01/17					
2.0 TFSI	132	11/08→03/12					
2.0 TFSI	155	06/08→11/13					
2.0 TFSI	165	05/13→05/16					
2.0 TFSI	169	08/15→01/17					
2.0 TFSI quattro	155	06/08→01/17					
2.0 TFSI quattro	165	05/13→05/16					
2.0 TFSI quattro	169	08/15→01/17					
2.0 TFSI quattro	169	08/15→01/17					
2.7 TDI	120	09/07→03/12					
2.7 TDI	140	06/07→03/12					
3.0 TDI	150	10/11→01/17					
3.0 TDI quattro	155	03/08→05/10					
3.0 TDI quattro	160	05/15→01/17					
3.0 TDI quattro	176	06/07→03/12					
3.0 TDI quattro	180	10/11→01/17					
3.0 TFSI quattro	200	12/11→01/17					
3.2 FSI	195	06/07→03/12					
3.2 FSI quattro	195	06/07→03/12					
2.0 TDI	120	08/08→01/17		10/08→; +PR 1LT		11.8171-0008.1 990049	ATE
2.0 TFSI quattro	162	03/12→01/17		05/13→; +PR 1LT		11.8171-0008.1 990049	ATE
<b>Bremsschlauch</b>							
1.8 TFSI	118	05/09→09/11	←		2	83.7713-0476.3 331116	L= 472
1.8 TFSI	125	10/07→01/17					
1.8 TFSI	130	05/15→01/17	→		2	24.5140-0396.3 331372	L= 396
2.0 TDI	125	08/08→03/12					
2.0 TDI	130	10/11→01/17					
2.0 TDI	140	09/13→01/17					
2.0 TDI quattro	125	08/08→03/12					
2.0 TDI quattro	130	12/11→01/17					
2.0 TDI quattro	140	09/13→01/17					
2.0 TFSI	132	11/08→03/12					
2.0 TFSI	155	06/08→11/13					
2.0 TFSI	165	05/13→05/16					
2.0 TFSI	169	08/15→01/17					
2.0 TFSI quattro	155	06/08→01/17					
2.0 TFSI quattro	165	05/13→05/16					
2.0 TFSI quattro	169	08/15→01/17					
2.0 TFSI quattro	169	08/15→01/17					
2.7 TDI	120	09/07→03/12					
2.7 TDI	140	06/07→03/12					
3.0 TDI	150	10/11→01/17					
3.0 TDI quattro	155	03/08→05/10					
3.0 TDI quattro	160	05/15→01/17					
3.0 TDI quattro	176	06/07→03/12					
3.0 TDI quattro	180	10/11→01/17					
3.0 TFSI quattro	200	12/11→01/17					
3.2 FSI	195	06/07→03/12					
3.2 FSI quattro	195	06/07→03/12					
S5 quattro	245	10/11→01/17					
S5 quattro	260	06/07→03/12					
2.0 TDI	120	08/08→01/17	←	10/08→	2	83.7713-0476.3 331116	L= 472
			→	10/08→	2	24.5140-0396.3 331372	L= 396
↓							











	kw			 	! #		
<b>AUDI - A5 (8T3) 06/07→01/17</b>							
 <b>Bremsschlauch</b>							
2.0 TFSI quattro	162	03/12→01/17	←	05/13→	2	83.7713-0476.3 331116	L= 472
			→	05/13→	2	24.5140-0396.3 331372	L= 396
RS5 quattro	331	03/10→08/15	→		2	24.5140-0396.3 331372	L= 396
<b>AUDI - A5 Cabriolet (8F7) 02/09→01/17</b>							
 <b>Bremssattel</b>							
1.8 TFSI	118	09/09→03/12	←	☐; +PR 1LT		11.9571-9755.2 220845	ATE Ø 57 - Halter
1.8 TFSI	125	10/11→03/16	←	☐; +PR 1LT		11.9571-9756.2 220846	ATE Ø 57 - Halter
2.0 TDI	120	05/09→06/14	←	☐; +PR 1LT		11.9571-9756.2 220846	ATE Ø 57 - Halter
2.0 TDI	125	05/09→03/12	←	☐; +PR 1LA,1LB		24.3571-1773.5 240625	TRW Ø 57 - Halter
2.0 TDI	130	10/11→01/17	←	☐; +PR 1LA,1LB		24.3571-1774.5 240626	TRW Ø 57 - Halter
2.0 TFSI	132	03/09→03/12	←	☐; +PR 1LA,1LB		24.3571-1774.5 240626	TRW Ø 57 - Halter
2.0 TFSI	155	03/09→06/14	←	☐; +PR 1LJ		24.3571-1775.5 240627	TRW Ø 57 - Halter
2.0 TFSI quattro	155	03/09→01/17	←	☐; +PR 1LJ		24.3571-1775.5 240627	TRW Ø 57 - Halter
2.7 TDI	120	05/09→03/12	←	☐; +PR 1LJ		24.3571-1776.5 240628	TRW Ø 57 - Halter
2.7 TDI	140	03/09→03/12	→	☐; +PR 1KW,2EH; → 8F-B-999999		24.6243-1703.7 220945	TRW Ø 43 + EMot / - Halter + FSB
3.0 TDI	150	10/11→01/17	→	☐; +PR 1KW,2EH; → 8F-B-999999		24.6243-1703.7 220945	TRW Ø 43 + EMot / - Halter + FSB
3.0 TDI quattro	180	10/11→01/17	→	☐; +PR 1KW,2EH; → 8F-B-999999		24.6243-1704.7 220946	TRW Ø 43 + EMot / - Halter + FSB
3.2 FSI	195	03/09→03/12	→	☐; +PR 1KW,2EH; → 8F-B-999999		24.6243-1704.7 220946	TRW Ø 43 + EMot / - Halter + FSB
3.2 FSI quattro	195	03/09→03/12	→	☐; +PR 1KE		24.6243-1705.7 220947	TRW Ø 43 + EMot / - Halter + FSB
			→	☐; +PR 1KE		24.6243-1706.7 220948	TRW Ø 43 + EMot / - Halter + FSB
			→	☐; 8F-C-000001→; +PR 1KW,2EH		24.6243-1707.7 220979	TRW Ø 43 + EMot / - Halter + FSB
			→	☐; 8F-C-000001→; +PR 1KW,2EH		24.6243-1708.7 220980	TRW Ø 43 + EMot / - Halter + FSB
			→	☐; +PR 1KP		24.6243-1721.5 240782	TRW Ø 43 + EMot / - Halter + FSB
			→	☐; +PR 1KP		24.6243-1722.5 240783	TRW Ø 43 + EMot / - Halter + FSB
1.8 TFSI	130	05/15→01/17	←	☐; +PR 1LT		11.9571-9755.2 220845	ATE Ø 57 - Halter
2.0 TFSI	169	08/15→01/17	←	☐; +PR 1LT		11.9571-9756.2 220846	ATE Ø 57 - Halter
2.0 TFSI quattro	169	08/15→01/17	←	☐; +PR 1LT		11.9571-9756.2 220846	ATE Ø 57 - Halter
3.0 TDI quattro	160	05/15→01/17	←	☐; +PR 1LA,1LB		24.3571-1773.5 240625	TRW Ø 57 - Halter
			←	☐; +PR 1LA,1LB		24.3571-1774.5 240626	TRW Ø 57 - Halter
			←	☐; +PR 1LJ		24.3571-1775.5 240627	TRW Ø 57 - Halter
			←	☐; +PR 1LJ		24.3571-1776.5 240628	TRW Ø 57 - Halter
			→	☐; +PR 1KE		24.6243-1705.7 220947	TRW Ø 43 + EMot / - Halter + FSB
			→	☐; +PR 1KE		24.6243-1706.7 220948	TRW Ø 43 + EMot / - Halter + FSB
			→	☐; +PR 1KW,2EH		24.6243-1707.7 220979	TRW Ø 43 + EMot / - Halter + FSB
			→	☐; +PR 1KW,2EH		24.6243-1708.7 220980	TRW Ø 43 + EMot / - Halter + FSB
			→	☐; +PR 1KP		24.6243-1721.5 240782	TRW Ø 43 + EMot / - Halter + FSB
			→	☐; +PR 1KP		24.6243-1722.5 240783	TRW Ø 43 + EMot / - Halter + FSB
2.0 TDI	105	10/11→05/15	←	☐; 11/11→; +PR 1LT		11.9571-9755.2 220845	ATE Ø 57 - Halter
			←	☐; 11/11→; +PR 1LT		11.9571-9756.2 220846	ATE Ø 57 - Halter
			←	☐; 11/11→; +PR 1LA,1LB		24.3571-1773.5 240625	TRW Ø 57 - Halter
			←	☐; 11/11→; +PR 1LA,1LB		24.3571-1774.5 240626	TRW Ø 57 - Halter
			←	☐; 11/11→; +PR 1LJ		24.3571-1775.5 240627	TRW Ø 57 - Halter
			←	☐; 11/11→; +PR 1LJ		24.3571-1776.5 240628	TRW Ø 57 - Halter
			→	☐; 11/11→; +PR 1KW,2EH		24.6243-1707.7 220979	TRW Ø 43 + EMot / - Halter + FSB
			→	☐; 11/11→; +PR 1KW,2EH		24.6243-1708.7 220980	TRW Ø 43 + EMot / - Halter + FSB
			→	☐; 11/11→; +PR 1KP		24.6243-1721.5 240782	TRW Ø 43 + EMot / - Halter + FSB
			→	☐; 11/11→; +PR 1KP		24.6243-1722.5 240783	TRW Ø 43 + EMot / - Halter + FSB
2.0 TDI	110	05/13→01/17	←	☐; +PR 1LT		11.9571-9755.2 220845	ATE Ø 57 - Halter
2.0 TDI	140	09/13→01/17	←	☐; +PR 1LT		11.9571-9756.2 220846	ATE Ø 57 - Halter
2.0 TDI quattro	130	01/12→05/15	←	☐; +PR 1LT		11.9571-9756.2 220846	ATE Ø 57 - Halter








	kw			 	! #			
<b>AUDI - A5 Cabriolet (8F7) 02/09→01/17</b>								
<b> Bremssattel</b>								
2.0 TDI quattro	140	09/13→01/17	←	☐; +PR 1LA,1LB		24.3571-1773.5	240625	TRW Ø 57 - Halter
2.0 TFSI	162	05/13→12/14	←	☐; +PR 1LA,1LB		24.3571-1774.5	240626	TRW Ø 57 - Halter
2.0 TFSI	165	05/13→05/16	←	☐; +PR 1LA,1LB		24.3571-1774.5	240626	TRW Ø 57 - Halter
2.0 TFSI quattro	165	05/13→05/16	←	☐; +PR 1LJ		24.3571-1775.5	240627	TRW Ø 57 - Halter
3.0 TFSI quattro	200	11/11→01/17	←	☐; +PR 1LJ		24.3571-1776.5	240628	TRW Ø 57 - Halter
			→	☐; +PR 1KW,2EH		24.6243-1707.7	220979	TRW Ø 43 + EMot / - Halter + FSB
			→	☐; +PR 1KW,2EH		24.6243-1708.7	220980	TRW Ø 43 + EMot / - Halter + FSB
			→	☐; +PR 1KP		24.6243-1721.5	240782	TRW Ø 43 + EMot / - Halter + FSB
			→	☐; +PR 1KP		24.6243-1722.5	240783	TRW Ø 43 + EMot / - Halter + FSB
2.0 TFSI quattro	162	03/12→01/17	←	☐; 05/13→; +PR 1LT		11.9571-9755.2	220845	ATE Ø 57 - Halter
			←	☐; 05/13→; +PR 1LT		11.9571-9756.2	220846	ATE Ø 57 - Halter
			←	☐; 05/13→; +PR 1LA,1LB		24.3571-1773.5	240625	TRW Ø 57 - Halter
			←	☐; 05/13→; +PR 1LA,1LB		24.3571-1774.5	240626	TRW Ø 57 - Halter
			←	☐; 05/13→; +PR 1LJ		24.3571-1775.5	240627	TRW Ø 57 - Halter
			←	☐; 05/13→; +PR 1LJ		24.3571-1776.5	240628	TRW Ø 57 - Halter
			→	☐; 05/13→; +PR 1KW,2EH		24.6243-1707.7	220979	TRW Ø 43 + EMot / - Halter + FSB
			→	☐; 05/13→; +PR 1KW,2EH		24.6243-1708.7	220980	TRW Ø 43 + EMot / - Halter + FSB
			→	☐; 05/13→; +PR 1KP		24.6243-1721.5	240782	TRW Ø 43 + EMot / - Halter + FSB
			→	☐; 05/13→; +PR 1KP		24.6243-1722.5	240783	TRW Ø 43 + EMot / - Halter + FSB
3.0 TDI quattro	176	03/09→03/12	←	☐; +PR 1LT		11.9571-9755.2	220845	ATE Ø 57 - Halter
			←	☐; +PR 1LT		11.9571-9756.2	220846	ATE Ø 57 - Halter
			←	☐; 07/11→; +PR 1LA,1LB		24.3571-1773.5	240625	TRW Ø 57 - Halter
			←	☐; 07/11→; +PR 1LA,1LB		24.3571-1774.5	240626	TRW Ø 57 - Halter
			←	☐; +PR 1LJ		24.3571-1775.5	240627	TRW Ø 57 - Halter
			←	☐; +PR 1LJ		24.3571-1776.5	240628	TRW Ø 57 - Halter
			→	☐; +PR 1KW,2EH; → 8F-B-999999		24.6243-1703.7	220945	TRW Ø 43 + EMot / - Halter + FSB
			→	☐; +PR 1KW,2EH; → 8F-B-999999		24.6243-1704.7	220946	TRW Ø 43 + EMot / - Halter + FSB
			→	☐; +PR 1KE		24.6243-1705.7	220947	TRW Ø 43 + EMot / - Halter + FSB
			→	☐; +PR 1KE		24.6243-1706.7	220948	TRW Ø 43 + EMot / - Halter + FSB
			→	☐; 8F-C-000001→; +PR 1KW,2EH		24.6243-1707.7	220979	TRW Ø 43 + EMot / - Halter + FSB
			→	☐; 8F-C-000001→; +PR 1KW,2EH		24.6243-1708.7	220980	TRW Ø 43 + EMot / - Halter + FSB
			→	☐; +PR 1KP		24.6243-1721.5	240782	TRW Ø 43 + EMot / - Halter + FSB
			→	☐; +PR 1KP		24.6243-1722.5	240783	TRW Ø 43 + EMot / - Halter + FSB
S5 quattro	245	06/09→01/17	←	☐; +PR 1LJ,1ZT		24.3571-1775.5	240627	TRW Ø 57 - Halter
			←	☐; +PR 1LJ,1ZT		24.3571-1776.5	240628	TRW Ø 57 - Halter
			→	☐; +PR 1KE; → 8F-B-999999		24.6243-1705.7	220947	TRW Ø 43 + EMot / - Halter + FSB
			→	☐; +PR 1KE; → 8F-B-999999		24.6243-1706.7	220948	TRW Ø 43 + EMot / - Halter + FSB
			→	☐; +PR 1KP		24.6243-1721.5	240782	TRW Ø 43 + EMot / - Halter + FSB
			→	☐; +PR 1KP		24.6243-1722.5	240783	TRW Ø 43 + EMot / - Halter + FSB
<b>Halter, Bremssattel</b>								
1.8 TFSI	118	09/09→03/12	←	+PR 1LT	2	11.0230-0783.1	260133	ATE
1.8 TFSI	125	10/11→03/16						
1.8 TFSI	130	05/15→01/17						
2.0 TDI	110	05/13→01/17						
2.0 TDI	120	05/09→06/14						
↓								








	kW			 	! #		
<b>AUDI - A5 Cabriolet (8F7) 02/09→01/17</b>							
<b>Halter, Bremssattel</b>							
2.0 TDI	125	05/09→03/12	←	+PR 1LT	2	11.0230-0783.1 260133	ATE
2.0 TDI	130	10/11→01/17					
2.0 TDI	140	09/13→01/17					
2.0 TDI quattro	130	01/12→05/15					
2.0 TDI quattro	140	09/13→01/17					
2.0 TFSI	132	03/09→03/12					
2.0 TFSI	155	03/09→06/14					
2.0 TFSI	162	05/13→12/14					
2.0 TFSI	165	05/13→05/16					
2.0 TFSI	169	08/15→01/17					
2.0 TFSI quattro	155	03/09→01/17					
2.0 TFSI quattro	165	05/13→05/16					
2.0 TFSI quattro	169	08/15→01/17					
2.7 TDI	120	05/09→03/12					
2.7 TDI	140	03/09→03/12					
3.0 TDI	150	10/11→01/17					
3.0 TDI quattro	160	05/15→01/17					
3.0 TDI quattro	176	03/09→03/12					
3.0 TDI quattro	180	10/11→01/17					
3.0 TFSI quattro	200	11/11→01/17					
3.2 FSI	195	03/09→03/12					
3.2 FSI quattro	195	03/09→03/12					
2.0 TDI	105	10/11→05/15	←	11/11→; +PR 1LT	2	11.0230-0783.1 260133	ATE
2.0 TFSI quattro	162	03/12→01/17	←	05/13→; +PR 1LT	2	11.0230-0783.1 260133	ATE
<b>Feder, Bremssattel</b>							
1.8 TFSI	118	09/09→03/12		+PR 1LT	2	11.8116-0351.1 390538	ATE
1.8 TFSI	125	10/11→03/16					
1.8 TFSI	130	05/15→01/17					
2.0 TDI	110	05/13→01/17					
2.0 TDI	120	05/09→06/14					
2.0 TDI	125	05/09→03/12					
2.0 TDI	130	10/11→01/17					
2.0 TDI	140	09/13→01/17					
2.0 TDI quattro	130	01/12→05/15					
2.0 TDI quattro	140	09/13→01/17					
2.0 TFSI	132	03/09→03/12					
2.0 TFSI	155	03/09→06/14					
2.0 TFSI	162	05/13→12/14					
2.0 TFSI	165	05/13→05/16					
2.0 TFSI	169	08/15→01/17					
2.0 TFSI quattro	155	03/09→01/17					
2.0 TFSI quattro	165	05/13→05/16					
2.0 TFSI quattro	169	08/15→01/17					
2.7 TDI	120	05/09→03/12					
2.7 TDI	140	03/09→03/12					
3.0 TDI	150	10/11→01/17					
3.0 TDI quattro	160	05/15→01/17					
3.0 TDI quattro	176	03/09→03/12					
3.0 TDI quattro	180	10/11→01/17					
3.0 TFSI quattro	200	11/11→01/17					
3.2 FSI	195	03/09→03/12					
3.2 FSI quattro	195	03/09→03/12					
2.0 TDI	105	10/11→05/15		11/11→; +PR 1LT	2	11.8116-0351.1 390538	ATE
2.0 TFSI quattro	162	03/12→01/17		05/13→; +PR 1LT	2	11.8116-0351.1 390538	ATE
<b>Führungshülzensatz, Bremssattel</b>							
1.8 TFSI	118	09/09→03/12	←	+PR 1LT		11.0101-5409.2 260035	ATE
1.8 TFSI	125	10/11→03/16					
1.8 TFSI	130	05/15→01/17					
2.0 TDI	110	05/13→01/17					
2.0 TDI	120	05/09→06/14					
2.0 TDI	125	05/09→03/12					
2.0 TDI	130	10/11→01/17					
2.0 TDI	140	09/13→01/17					
2.0 TDI quattro	130	01/12→05/15					
2.0 TDI quattro	140	09/13→01/17					
2.0 TFSI	132	03/09→03/12					
2.0 TFSI	155	03/09→06/14					
2.0 TFSI	162	05/13→12/14					
2.0 TFSI	165	05/13→05/16					
2.0 TFSI	169	08/15→01/17					
2.0 TFSI quattro	155	03/09→01/17					
2.0 TFSI quattro	165	05/13→05/16					
2.0 TFSI quattro	169	08/15→01/17					
2.7 TDI	120	05/09→03/12					
2.7 TDI	140	03/09→03/12					
3.0 TDI	150	10/11→01/17					
3.0 TDI quattro	160	05/15→01/17					
3.0 TDI quattro	176	03/09→03/12					
3.0 TDI quattro	180	10/11→01/17					
↓							










	kW			 	! #		
<b>AUDI - A5 Cabriolet (8F7) 02/09→01/17</b>							
<b>Führungshülzensatz, Bremsattel</b>							
3.0 TFSI quattro	200	11/11→01/17	←	+PR 1LT		11.0101-5409.2 260035	ATE
3.2 FSI	195	03/09→03/12					
3.2 FSI quattro	195	03/09→03/12					
2.0 TDI	105	10/11→05/15	←	11/11→; +PR 1LT		11.0101-5409.2 260035	ATE
2.0 TFSI quattro	162	03/12→01/17	←	05/13→; +PR 1LT		11.0101-5409.2 260035	ATE
<b>Führungsbolzen, Bremsattel</b>							
1.8 TFSI	118	09/09→03/12		+PR 1LT		11.8171-0008.1 990049	ATE
1.8 TFSI	125	10/11→03/16					
1.8 TFSI	130	05/15→01/17					
2.0 TDI	110	05/13→01/17					
2.0 TDI	120	05/09→06/14					
2.0 TDI	125	05/09→03/12					
2.0 TDI	130	10/11→01/17					
2.0 TDI	140	09/13→01/17					
2.0 TDI quattro	130	01/12→05/15					
2.0 TDI quattro	140	09/13→01/17					
2.0 TFSI	132	03/09→03/12					
2.0 TFSI	155	03/09→06/14					
2.0 TFSI	162	05/13→12/14					
2.0 TFSI	165	05/13→05/16					
2.0 TFSI	169	08/15→01/17					
2.0 TFSI quattro	155	03/09→01/17					
2.0 TFSI quattro	165	05/13→05/16					
2.0 TFSI quattro	169	08/15→01/17					
2.7 TDI	120	05/09→03/12					
2.7 TDI	140	03/09→03/12					
3.0 TDI	150	10/11→01/17					
3.0 TDI quattro	160	05/15→01/17					
3.0 TDI quattro	176	03/09→03/12					
3.0 TDI quattro	180	10/11→01/17					
3.0 TFSI quattro	200	11/11→01/17					
3.2 FSI	195	03/09→03/12					
3.2 FSI quattro	195	03/09→03/12					
2.0 TDI	105	10/11→05/15		11/11→; +PR 1LT		11.8171-0008.1 990049	ATE
2.0 TFSI quattro	162	03/12→01/17		05/13→; +PR 1LT		11.8171-0008.1 990049	ATE
<b>Bremsschlauch</b>							
1.8 TFSI	118	09/09→03/12	←		2	83.7713-0476.3 331116	L= 472
1.8 TFSI	125	10/11→03/16					
1.8 TFSI	130	05/15→01/17	→		2	24.5140-0396.3 331372	L= 396
2.0 TDI	110	05/13→01/17					
2.0 TDI	120	05/09→06/14					
2.0 TDI	125	05/09→03/12					
2.0 TDI	130	10/11→01/17					
2.0 TDI	140	09/13→01/17					
2.0 TDI quattro	130	01/12→05/15					
2.0 TDI quattro	140	09/13→01/17					
2.0 TFSI	132	03/09→03/12					
2.0 TFSI	162	05/13→12/14					
2.0 TFSI	165	05/13→05/16					
2.0 TFSI	169	08/15→01/17					
2.0 TFSI quattro	155	03/09→01/17					
2.0 TFSI quattro	165	05/13→05/16					
2.0 TFSI quattro	169	08/15→01/17					
2.7 TDI	120	05/09→03/12					
2.7 TDI	140	03/09→03/12					
3.0 TDI	150	10/11→01/17					
3.0 TDI quattro	160	05/15→01/17					
3.0 TDI quattro	176	03/09→03/12					
3.0 TDI quattro	180	10/11→01/17					
3.0 TFSI quattro	200	11/11→01/17					
3.2 FSI	195	03/09→03/12					
3.2 FSI quattro	195	03/09→03/12					
S5 quattro	245	06/09→01/17					
2.0 TDI	105	10/11→05/15	←	11/11→	2	83.7713-0476.3 331116	L= 472
			→	11/11→	2	24.5140-0396.3 331372	L= 396
2.0 TFSI	155	03/09→06/14	←	+PR 1LT	2	83.7713-0476.3 331116	L= 472
			→	+PR 1LT	2	24.5140-0396.3 331372	L= 396
2.0 TFSI quattro	162	03/12→01/17	←	05/13→	2	83.7713-0476.3 331116	L= 472
			→	05/13→	2	24.5140-0396.3 331372	L= 396
RS5 quattro	331	11/12→08/15	→	02/13→	2	24.5140-0396.3 331372	L= 396








	kw			 	! #			
<b>AUDI - A5 Sportback (8TA) 09/09→01/17</b>								
<b> Bremssattel</b>								
1.8 TFSI	106	09/14→01/17	←	☐; +PR 1LT		11.9571-9755.2	220845	ATE Ø 57 - Halter
1.8 TFSI	130	05/15→01/17	←	☐; +PR 1LT		11.9571-9756.2	220846	ATE Ø 57 - Halter
2.0 TDI	110	05/13→01/17	←	☐; +PR 1LT		11.9571-9756.2	220846	ATE Ø 57 - Halter
2.0 TDI	140	09/13→01/17	←	☐; +PR 1LA,1LB		24.3571-1773.5	240625	TRW Ø 57 - Halter
2.0 TDI quattro	130	12/11→01/17	←	☐; +PR 1LA,1LB		24.3571-1774.5	240626	TRW Ø 57 - Halter
2.0 TDI quattro	140	09/13→01/17	←	☐; +PR 1LA,1LB		24.3571-1774.5	240626	TRW Ø 57 - Halter
2.0 TFSI	165	05/13→05/16	←	☐; +PR 1LJ		24.3571-1775.5	240627	TRW Ø 57 - Halter
2.0 TFSI	169	08/15→01/17	←	☐; +PR 1LJ		24.3571-1776.5	240628	TRW Ø 57 - Halter
2.0 TFSI quattro	165	05/13→05/16	←	☐; +PR 1LJ		24.3571-1776.5	240628	TRW Ø 57 - Halter
2.0 TFSI quattro	169	08/15→01/17	←	☐; +PR 1LJ		24.3571-1776.5	240628	TRW Ø 57 - Halter
3.0 TDI quattro	160	05/15→01/17	→	☐; +PR 1KE		24.6243-1705.7	220947	TRW Ø 43 + EMot / - Halter + FSB
3.0 TFSI quattro	200	12/11→01/17	→	☐; +PR 1KE		24.6243-1706.7	220948	TRW Ø 43 + EMot / - Halter + FSB
			→	☐; +PR 1KW,2EH		24.6243-1707.7	220979	TRW Ø 43 + EMot / - Halter + FSB
			→	☐; +PR 1KW,2EH		24.6243-1708.7	220980	TRW Ø 43 + EMot / - Halter + FSB
			→	☐; +PR 1KP		24.6243-1721.5	240782	TRW Ø 43 + EMot / - Halter + FSB
			→	☐; +PR 1KP		24.6243-1722.5	240783	TRW Ø 43 + EMot / - Halter + FSB
1.8 TFSI	118	11/09→09/11	←	☐; +PR 1LT		11.9571-9755.2	220845	ATE Ø 57 - Halter
2.0 TDI	100	09/09→01/17	←	☐; +PR 1LT		11.9571-9756.2	220846	ATE Ø 57 - Halter
2.0 TDI	105	09/09→01/17	←	☐; +PR 1LT		11.9571-9756.2	220846	ATE Ø 57 - Halter
2.0 TDI	120	09/09→01/17	←	☐; 07/11→; +PR 1LA,1LB		24.3571-1773.5	240625	TRW Ø 57 - Halter
2.0 TDI	125	09/09→03/12	←	☐; 07/11→; +PR 1LA,1LB		24.3571-1774.5	240626	TRW Ø 57 - Halter
2.0 TDI quattro	125	09/09→03/12	←	☐; 07/11→; +PR 1LA,1LB		24.3571-1774.5	240626	TRW Ø 57 - Halter
2.0 TFSI	132	09/09→06/14	←	☐; +PR 1LJ		24.3571-1775.5	240627	TRW Ø 57 - Halter
2.0 TFSI	155	09/09→11/13	←	☐; +PR 1LJ		24.3571-1776.5	240628	TRW Ø 57 - Halter
2.0 TFSI quattro	155	09/09→01/17	←	☐; +PR 1LJ		24.3571-1776.5	240628	TRW Ø 57 - Halter
2.7 TDI	120	09/09→01/17	→	☐; +PR 1KW; → 8K-B-999999		24.6243-1703.7	220945	TRW Ø 43 + EMot / - Halter + FSB
			→	☐; +PR 1KW; → 8K-B-999999		24.6243-1704.7	220946	TRW Ø 43 + EMot / - Halter + FSB
			→	☐; +PR 1KE		24.6243-1705.7	220947	TRW Ø 43 + EMot / - Halter + FSB
			→	☐; +PR 1KE		24.6243-1706.7	220948	TRW Ø 43 + EMot / - Halter + FSB
			→	☐; 8K-C-000001→; +PR 1KW,2EH		24.6243-1707.7	220979	TRW Ø 43 + EMot / - Halter + FSB
			→	☐; 8K-C-000001→; +PR 1KW,2EH		24.6243-1708.7	220980	TRW Ø 43 + EMot / - Halter + FSB
			→	☐; +PR 1KP		24.6243-1721.5	240782	TRW Ø 43 + EMot / - Halter + FSB
			→	☐; +PR 1KP		24.6243-1722.5	240783	TRW Ø 43 + EMot / - Halter + FSB
1.8 TFSI	125	08/11→01/17	←	☐; +PR 1LT		11.9571-9755.2	220845	ATE Ø 57 - Halter
2.0 TDI	130	10/11→01/17	←	☐; +PR 1LT		11.9571-9756.2	220846	ATE Ø 57 - Halter
2.7 TDI	140	09/09→03/12	←	☐; +PR 1LT		11.9571-9756.2	220846	ATE Ø 57 - Halter
3.0 TDI	150	10/11→01/17	←	☐; +PR 1LA,1LB		24.3571-1773.5	240625	TRW Ø 57 - Halter
3.0 TDI quattro	176	09/09→03/12	←	☐; +PR 1LA,1LB		24.3571-1774.5	240626	TRW Ø 57 - Halter
3.0 TDI quattro	180	10/11→01/17	←	☐; +PR 1LA,1LB		24.3571-1774.5	240626	TRW Ø 57 - Halter
3.2 FSI quattro	195	09/09→03/12	←	☐; +PR 1LJ		24.3571-1775.5	240627	TRW Ø 57 - Halter
			←	☐; +PR 1LJ		24.3571-1776.5	240628	TRW Ø 57 - Halter
			→	☐; +PR 1KW; → 8K-B-999999		24.6243-1703.7	220945	TRW Ø 43 + EMot / - Halter + FSB
			→	☐; +PR 1KW; → 8K-B-999999		24.6243-1704.7	220946	TRW Ø 43 + EMot / - Halter + FSB
			→	☐; +PR 1KE		24.6243-1705.7	220947	TRW Ø 43 + EMot / - Halter + FSB
			→	☐; +PR 1KE		24.6243-1706.7	220948	TRW Ø 43 + EMot / - Halter + FSB
			→	☐; 8K-C-000001→; +PR 1KW,2EH		24.6243-1707.7	220979	TRW Ø 43 + EMot / - Halter + FSB
			→	☐; 8K-C-000001→; +PR 1KW,2EH		24.6243-1708.7	220980	TRW Ø 43 + EMot / - Halter + FSB
			→	☐; +PR 1KP		24.6243-1721.5	240782	TRW Ø 43 + EMot / - Halter + FSB
			→	☐; +PR 1KP		24.6243-1722.5	240783	TRW Ø 43 + EMot / - Halter + FSB
S5 quattro	245	01/10→01/17	←	☐; +PR 1LJ,1ZT		24.3571-1775.5	240627	TRW Ø 57 - Halter
↓								





































	kW			 	! #			
<b>AUDI - A5 Sportback (8TA) 09/09→01/17</b>								
<b>Bremssattel</b>								
S5 quattro	245	01/10→01/17	←	☐; +PR 1LJ,1ZT	2	24.3571-1776.5	240628	TRW Ø 57 - Halter
			→	☐; +PR 1KE		24.6243-1705.7	220947	TRW Ø 43 + EMot / - Halter + FSB
			→	☐; +PR 1KE		24.6243-1706.7	220948	TRW Ø 43 + EMot / - Halter + FSB
			→	☐; +PR 1KP		24.6243-1721.5	240782	TRW Ø 43 + EMot / - Halter + FSB
			→	☐; +PR 1KP		24.6243-1722.5	240783	TRW Ø 43 + EMot / - Halter + FSB
<b>Halter, Bremssattel</b>								
1.8 TFSI	106	09/14→01/17	←	+PR 1LT	2	11.0230-0783.1	260133	ATE
1.8 TFSI	118	11/09→09/11						
1.8 TFSI	125	08/11→01/17						
1.8 TFSI	130	05/15→01/17						
2.0 TDI	100	09/09→01/17						
2.0 TDI	105	09/09→01/17						
2.0 TDI	110	05/13→01/17						
2.0 TDI	120	09/09→01/17						
2.0 TDI	125	09/09→03/12						
2.0 TDI	130	10/11→01/17						
2.0 TDI	140	09/13→01/17						
2.0 TDI quattro	125	09/09→03/12						
2.0 TDI quattro	130	12/11→01/17						
2.0 TDI quattro	140	09/13→01/17						
2.0 TFSI	132	09/09→06/14						
2.0 TFSI	155	09/09→11/13						
2.0 TFSI	165	05/13→05/16						
2.0 TFSI	169	08/15→01/17						
2.0 TFSI quattro	155	09/09→01/17						
2.0 TFSI quattro	165	05/13→05/16						
2.0 TFSI quattro	169	08/15→01/17						
2.7 TDI	120	09/09→01/17						
2.7 TDI	140	09/09→03/12						
3.0 TDI	150	10/11→01/17						
3.0 TDI quattro	160	05/15→01/17						
3.0 TDI quattro	176	09/09→03/12						
3.0 TDI quattro	180	10/11→01/17						
3.0 TFSI quattro	200	12/11→01/17						
3.2 FSI quattro	195	09/09→03/12						
<b>Feder, Bremssattel</b>								
1.8 TFSI	106	09/14→01/17	←	+PR 1LT	2	11.8116-0351.1	390538	ATE
1.8 TFSI	118	11/09→09/11						
1.8 TFSI	125	08/11→01/17						
1.8 TFSI	130	05/15→01/17						
2.0 TDI	100	09/09→01/17						
2.0 TDI	105	09/09→01/17						
2.0 TDI	110	05/13→01/17						
2.0 TDI	120	09/09→01/17						
2.0 TDI	125	09/09→03/12						
2.0 TDI	130	10/11→01/17						
2.0 TDI	140	09/13→01/17						
2.0 TDI quattro	125	09/09→03/12						
2.0 TDI quattro	130	12/11→01/17						
2.0 TDI quattro	140	09/13→01/17						
2.0 TFSI	132	09/09→06/14						
2.0 TFSI	155	09/09→11/13						
2.0 TFSI	165	05/13→05/16						
2.0 TFSI	169	08/15→01/17						
2.0 TFSI quattro	155	09/09→01/17						
2.0 TFSI quattro	165	05/13→05/16						
2.0 TFSI quattro	169	08/15→01/17						
2.7 TDI	120	09/09→01/17						
2.7 TDI	140	09/09→03/12						
3.0 TDI	150	10/11→01/17						
3.0 TDI quattro	160	05/15→01/17						
3.0 TDI quattro	176	09/09→03/12						
3.0 TDI quattro	180	10/11→01/17						
3.0 TFSI quattro	200	12/11→01/17						
3.2 FSI quattro	195	09/09→03/12						
<b>Führungshülzensatz, Bremssattel</b>								
1.8 TFSI	106	09/14→01/17	←	+PR 1LT	2	11.0101-5409.2	260035	ATE
1.8 TFSI	118	11/09→09/11						
1.8 TFSI	125	08/11→01/17						
1.8 TFSI	130	05/15→01/17						
2.0 TDI	100	09/09→01/17						
2.0 TDI	105	09/09→01/17						
2.0 TDI	110	05/13→01/17						
2.0 TDI	120	09/09→01/17						
<b>↓</b>								

	kW			 	! #		
<b>AUDI - A5 Sportback (8TA) 09/09→01/17</b>							
<b>Führungshülzensatz, Bremsattel</b>							
2.0 TDI	125	09/09→03/12	←	+PR 1LT		11.0101-5409.2 260035	ATE
2.0 TDI	130	10/11→01/17					
2.0 TDI	140	09/13→01/17					
2.0 TDI quattro	125	09/09→03/12					
2.0 TDI quattro	130	12/11→01/17					
2.0 TDI quattro	140	09/13→01/17					
2.0 TFSI	132	09/09→06/14					
2.0 TFSI	155	09/09→11/13					
2.0 TFSI	165	05/13→05/16					
2.0 TFSI	169	08/15→01/17					
2.0 TFSI quattro	155	09/09→01/17					
2.0 TFSI quattro	165	05/13→05/16					
2.0 TFSI quattro	169	08/15→01/17					
2.7 TDI	120	09/09→01/17					
2.7 TDI	140	09/09→03/12					
3.0 TDI	150	10/11→01/17					
3.0 TDI quattro	160	05/15→01/17					
3.0 TDI quattro	176	09/09→03/12					
3.0 TDI quattro	180	10/11→01/17					
3.0 TFSI quattro	200	12/11→01/17					
3.2 FSI quattro	195	09/09→03/12					
<b>Führungsbolzen, Bremsattel</b>							
1.8 TFSI	106	09/14→01/17		+PR 1LT		11.8171-0008.1 990049	ATE
1.8 TFSI	118	11/09→09/11					
1.8 TFSI	125	08/11→01/17					
1.8 TFSI	130	05/15→01/17					
2.0 TDI	100	09/09→01/17					
2.0 TDI	105	09/09→01/17					
2.0 TDI	110	05/13→01/17					
2.0 TDI	120	09/09→01/17					
2.0 TDI	125	09/09→03/12					
2.0 TDI	130	10/11→01/17					
2.0 TDI	140	09/13→01/17					
2.0 TDI quattro	125	09/09→03/12					
2.0 TDI quattro	130	12/11→01/17					
2.0 TDI quattro	140	09/13→01/17					
2.0 TFSI	132	09/09→06/14					
2.0 TFSI	155	09/09→11/13					
2.0 TFSI	165	05/13→05/16					
2.0 TFSI	169	08/15→01/17					
2.0 TFSI quattro	155	09/09→01/17					
2.0 TFSI quattro	165	05/13→05/16					
2.0 TFSI quattro	169	08/15→01/17					
2.7 TDI	120	09/09→01/17					
2.7 TDI	140	09/09→03/12					
3.0 TDI	150	10/11→01/17					
3.0 TDI quattro	160	05/15→01/17					
3.0 TDI quattro	176	09/09→03/12					
3.0 TDI quattro	180	10/11→01/17					
3.0 TFSI quattro	200	12/11→01/17					
3.2 FSI quattro	195	09/09→03/12					
<b>Bremsschlauch</b>							
1.8 TFSI	106	09/14→01/17	←		2	83.7713-0476.3 331116	L= 472
1.8 TFSI	118	11/09→09/11					
1.8 TFSI	125	08/11→01/17	→		2	24.5140-0396.3 331372	L= 396
1.8 TFSI	130	05/15→01/17					
2.0 TDI	100	09/09→01/17					
2.0 TDI	105	09/09→01/17					
2.0 TDI	110	05/13→01/17					
2.0 TDI	120	09/09→01/17					
2.0 TDI	125	09/09→03/12					
2.0 TDI	130	10/11→01/17					
2.0 TDI	140	09/13→01/17					
2.0 TDI quattro	125	09/09→03/12					
2.0 TDI quattro	130	12/11→01/17					
2.0 TDI quattro	140	09/13→01/17					
2.0 TFSI	132	09/09→06/14					
2.0 TFSI	155	09/09→11/13					
2.0 TFSI	165	05/13→05/16					
2.0 TFSI	169	08/15→01/17					
2.0 TFSI quattro	155	09/09→01/17					
2.0 TFSI quattro	165	05/13→05/16					
2.0 TFSI quattro	169	08/15→01/17					
2.7 TDI	120	09/09→01/17					
2.7 TDI	140	09/09→03/12					
3.0 TDI	150	10/11→01/17					
3.0 TDI quattro	160	05/15→01/17					
3.0 TDI quattro	176	09/09→03/12					
3.0 TDI quattro	180	10/11→01/17					
3.0 TFSI quattro	200	12/11→01/17					
3.2 FSI quattro	195	09/09→03/12					
↓							

	kw			 	! #		
<b>AUDI - A5 Sportback (8TA) 09/09→01/17</b>							
 <b>Bremsschlauch</b>							
S5 quattro	245	01/10→01/17	←		2	83.7713-0476.3 331116	L= 472
			→		2	24.5140-0396.3 331372	L= 396
<b>AUDI - A6 (4A2, C4) 06/94→10/97</b>							
 <b>Bremssattel</b>							
1.8	92	12/95→10/97	←	☐		24.3571-8505.5 240489	ATE Ø 57 - Halter
1.9 TDI	66	06/94→10/97	←	☐		24.3571-8506.5 240490	ATE Ø 57 - Halter
2.0	74	06/94→10/97	←	☐		24.3571-8506.5 240490	ATE Ø 57 - Halter
2.0	79	06/94→07/95	→	☐		24.3384-1709.5 240257	TRW Ø 38 - Halter
2.0	85	06/94→10/97	→	☐		24.3384-1710.5 240258	TRW Ø 38 - Halter
2.0 16V	103	06/94→10/97	→	☐		24.3384-1710.5 240258	TRW Ø 38 - Halter
2.3	98	06/94→12/95	→	☐		24.3384-1710.5 240258	TRW Ø 38 - Halter
2.4	110	07/95→06/96	→	☐		24.3384-1710.5 240258	TRW Ø 38 - Halter
2.5 TDI	84	01/95→10/97	→	☐		24.3384-1710.5 240258	TRW Ø 38 - Halter
2.5 TDI	85	06/94→10/97	→	☐		24.3384-1710.5 240258	TRW Ø 38 - Halter
1.8 quattro	92	12/95→10/97	←	☐		24.3571-8505.5 240489	ATE Ø 57 - Halter
2.0 16V quattro	103	06/94→10/97	←	☐		24.3571-8506.5 240490	ATE Ø 57 - Halter
			→	☐		24.3384-1703.5 240055	TRW Ø 38 - Halter
			→	☐		24.3384-1704.5 240056	TRW Ø 38 - Halter
2.3 quattro	98	06/94→12/95	←	☐; 08/94→		24.3571-8505.5 240489	ATE Ø 57 - Halter
			←	☐; 08/94→		24.3571-8506.5 240490	ATE Ø 57 - Halter
			→	☐; 08/94→		24.3384-1703.5 240055	TRW Ø 38 - Halter
			→	☐; 08/94→		24.3384-1704.5 240056	TRW Ø 38 - Halter
2.5 TDI	103	08/94→10/97	←	☐; 10/94→		24.3571-8507.5 240555	ATE Ø 57 - Halter
			←	☐; 10/94→		24.3571-8508.5 240556	ATE Ø 57 - Halter
			→	☐		24.3384-1709.5 240257	TRW Ø 38 - Halter
			→	☐		24.3384-1710.5 240258	TRW Ø 38 - Halter
2.5 TDI quattro	103	10/95→10/97	←	☐		24.3571-8507.5 240555	ATE Ø 57 - Halter
2.6 quattro	110	06/94→10/97	←	☐		24.3571-8508.5 240556	ATE Ø 57 - Halter
2.8 quattro	128	06/94→10/97	←	☐		24.3571-8508.5 240556	ATE Ø 57 - Halter
2.8 quattro	142	12/95→10/97	→	☐		24.3384-1703.5 240055	TRW Ø 38 - Halter
			→	☐		24.3384-1704.5 240056	TRW Ø 38 - Halter
2.6	102	06/94→10/97	←	☐		24.3571-8507.5 240555	ATE Ø 57 - Halter
2.6	110	06/94→10/97	←	☐		24.3571-8507.5 240555	ATE Ø 57 - Halter
2.8	120	08/95→07/96	←	☐		24.3571-8508.5 240556	ATE Ø 57 - Halter
2.8	128	06/94→10/97	→	☐		24.3384-1709.5 240257	TRW Ø 38 - Halter
2.8	142	12/95→10/97	→	☐		24.3384-1710.5 240258	TRW Ø 38 - Halter
S6 4.2 quattro	213	06/94→10/97	→	☐; 09/94→		24.3434-1701.5 240357	TRW Ø 43 - Halter
			→	☐; 09/94→		24.3434-1702.5 240358	TRW Ø 43 - Halter
S6 Turbo quattro	169	06/94→10/97	→	☐		24.3434-1701.5 240357	TRW Ø 43 - Halter
			→	☐		24.3434-1702.5 240358	TRW Ø 43 - Halter
<b>Halter, Bremssattel</b>							
2.5 TDI	103	08/94→10/97	←	10/94→	2	11.8170-0306.1 260102	ATE
2.5 TDI quattro	103	10/95→10/97	←		2	11.8170-0306.1 260102	ATE
2.6	102	06/94→10/97	←				
2.6	110	06/94→10/97	←				
2.6 quattro	110	06/94→10/97	←				
2.8	120	08/95→07/96	←				
2.8	128	06/94→10/97	←				
2.8	142	12/95→10/97	←				
2.8 quattro	128	06/94→10/97	←				
2.8 quattro	142	12/95→10/97	←				
<b>Feder, Bremssattel</b>							
1.8	92	12/95→10/97	←		2	11.8116-0143.1 390513	ATE
1.8 quattro	92	12/95→10/97	←				
1.9 TDI	66	06/94→10/97	←				
2.0	74	06/94→10/97	←				
2.0	79	06/94→07/95	←				
2.0	85	06/94→10/97	←				
2.0 16V	103	06/94→10/97	←				
2.0 16V quattro	103	06/94→10/97	←				
2.3	98	06/94→12/95	←				
2.4	110	07/95→06/96	←				
2.5 TDI	84	01/95→10/97	←				
2.5 TDI	85	06/94→10/97	←				
2.5 TDI quattro	103	10/95→10/97	←				
↓							

	kw			 	! #		
<b>AUDI - A6 (4A2, C4) 06/94→10/97</b>							
<b>Feder, Bremssattel</b>							
2.6	102	06/94→10/97	←		2	11.8116-0143.1 390513	ATE
2.6	110	06/94→10/97					
2.6 quattro	110	06/94→10/97					
2.8	120	08/95→07/96					
2.8	128	06/94→10/97					
2.8	142	12/95→10/97					
2.8 quattro	128	06/94→10/97					
2.8 quattro	142	12/95→10/97					
2.3 quattro	98	06/94→12/95	←	08/94→	2	11.8116-0143.1 390513	ATE
2.5 TDI	103	08/94→10/97	←	10/94→	2	11.8116-0143.1 390513	ATE
<b>Führungshülzensatz, Bremssattel</b>							
1.8	92	12/95→10/97	←			11.0101-5409.2 260035	ATE
1.8 quattro	92	12/95→10/97					
1.9 TDI	66	06/94→10/97					
2.0	74	06/94→10/97					
2.0	79	06/94→07/95					
2.0	85	06/94→10/97					
2.0 16V	103	06/94→10/97					
2.0 16V quattro	103	06/94→10/97					
2.3	98	06/94→12/95					
2.4	110	07/95→06/96					
2.5 TDI	84	01/95→10/97					
2.5 TDI	85	06/94→10/97					
2.5 TDI quattro	103	10/95→10/97					
2.6	102	06/94→10/97					
2.6	110	06/94→10/97					
2.6 quattro	110	06/94→10/97					
2.8	120	08/95→07/96					
2.8	128	06/94→10/97					
2.8	142	12/95→10/97					
2.8 quattro	128	06/94→10/97					
2.8 quattro	142	12/95→10/97					
2.3 quattro	98	06/94→12/95	←	08/94→		11.0101-5409.2 260035	ATE
2.5 TDI	103	08/94→10/97	←	10/94→		11.0101-5409.2 260035	ATE
S6 4.2 quattro	213	06/94→10/97	→	09/94→		11.0101-5403.2 260010	TRW
S6 Turbo quattro	169	06/94→10/97	→			11.0101-5403.2 260010	TRW
<b>Führungsbolzen, Bremssattel</b>							
1.8	92	12/95→10/97	←			11.8171-0008.1 990049	ATE
1.9 TDI	66	06/94→10/97					
2.0	74	06/94→10/97					
2.0	79	06/94→07/95					
2.0	85	06/94→10/97					
2.0 16V	103	06/94→10/97					
2.3	98	06/94→12/95					
2.4	110	07/95→06/96					
2.5 TDI	84	01/95→10/97					
2.5 TDI	85	06/94→10/97					
2.6	102	06/94→10/97					
2.6	110	06/94→10/97					
2.8	120	08/95→07/96					
2.8	128	06/94→10/97					
2.8	142	12/95→10/97					
1.8 quattro	92	12/95→10/97				11.8171-0008.1 990049	ATE
2.0 16V quattro	103	06/94→10/97					
2.5 TDI quattro	103	10/95→10/97					
2.6 quattro	110	06/94→10/97					
2.8 quattro	128	06/94→10/97					
2.8 quattro	142	12/95→10/97					
2.3 quattro	98	06/94→12/95		08/94→		11.8171-0008.1 990049	ATE
2.5 TDI	103	08/94→10/97	←	10/94→		11.8171-0008.1 990049	ATE
<b>Dichtungssatz, Bremssattel</b>							
1.8	92	12/95→10/97	←			11.0441-5704.2 250034	ATE
1.8 quattro	92	12/95→10/97					
1.9 TDI	66	06/94→10/97					
2.0	74	06/94→10/97					
2.0	79	06/94→07/95					
2.0	85	06/94→10/97					
2.0 16V	103	06/94→10/97					
2.0 16V quattro	103	06/94→10/97					
2.3	98	06/94→12/95					
2.4	110	07/95→06/96					
2.5 TDI	84	01/95→10/97					
2.5 TDI	85	06/94→10/97					
2.5 TDI quattro	103	10/95→10/97					
2.6	102	06/94→10/97					
↓							

	kw			 	! #		
<b>AUDI - A6 (4A2, C4) 06/94→10/97</b>							
<b>Dichtungssatz, Bremssattel</b>							
2.6	110	06/94→10/97	←			11.0441-5704.2 250034	ATE
2.6 quattro	110	06/94→10/97	←				
2.8	120	08/95→07/96					
2.8	128	06/94→10/97					
2.8	142	12/95→10/97					
2.8 quattro	128	06/94→10/97					
2.8 quattro	142	12/95→10/97					
2.3 quattro	98	06/94→12/95	←	08/94→		11.0441-5704.2 250034	ATE
2.5 TDI	103	08/94→10/97	←	10/94→		11.0441-5704.2 250034	ATE
<b> Bremsschlauch</b>							
1.8	92	12/95→10/97	←		2	24.5237-0273.3 331444	L= 273
1.9 TDI	66	06/94→10/97					
2.0	74	06/94→10/97	→	am Bremssattel	2	24.5204-0180.3 331461	L= 180
2.0	79	06/94→07/95				83.6104-0180.3 330510	L= 180
2.0	85	06/94→10/97	→		2	83.7824-0180.3 330812	L= 180
2.0 16V	103	06/94→10/97	→				
2.3	98	06/94→12/95					
2.4	110	07/95→06/96					
2.5 TDI	84	01/95→10/97					
2.5 TDI	85	06/94→10/97					
2.5 TDI	103	08/94→10/97					
2.6	102	06/94→10/97					
2.6	110	06/94→10/97					
2.8	120	08/95→07/96					
2.8	128	06/94→10/97					
2.8	142	12/95→10/97					
1.8 quattro	92	12/95→10/97	←		2	24.5237-0273.3 331444	L= 273
2.0 16V quattro	103	06/94→10/97	→				
2.5 TDI quattro	103	10/95→10/97	→		2	24.5113-0209.3 331300	L= 209
2.6 quattro	110	06/94→10/97					
2.8 quattro	128	06/94→10/97					
2.8 quattro	142	12/95→10/97					
S6 Turbo quattro	169	06/94→10/97					
2.3 quattro	98	06/94→12/95	←	08/94→	2	24.5237-0273.3 331444	L= 273
			→	08/94→	2	24.5113-0209.3 331300	L= 209
S6 4.2 quattro	213	06/94→10/97	←	09/94→	2	24.5237-0273.3 331444	L= 273
			→	09/94→	2	24.5113-0209.3 331300	L= 209
S6 Plus quattro	240	04/96→10/97	←	06/96→	2	24.5237-0273.3 331444	L= 273
			→	06/96→	2	24.5113-0209.3 331300	L= 209
<b>AUDI - A6 (4B2, C5) 01/97→08/05</b>							
<b> Bremssattel</b>							
1.8	85	05/97→01/05	←	 4B-2-031501→; +PR 1LF;1LT		11.9571-9835.2 220427	ATE Ø 57 - Halter
1.8	92	07/97→01/05	←	 ; → 4B-2-031500; +PR 1LF;1LT		11.9571-9835.2 220427	ATE Ø 57 - Halter
1.8 T	132	12/97→01/05	←	 ; → 4B-2-031500; +PR 1LF;1LT		11.9571-9836.2 220428	ATE Ø 57 - Halter
1.9 TDI	81	04/97→10/00	←	 ; → 4B-2-031500; +PR 1LF;1LT		11.9571-9836.2 220428	ATE Ø 57 - Halter
1.9 TDI	85	07/00→01/05	←	 ; 4B-2-031501→; +PR 1LF;1LT		11.9571-9836.2 220428	ATE Ø 57 - Halter
1.9 TDI	96	08/01→01/05	←	 ; 4B-2-031501→; +PR 1LF;1LT		11.9571-9836.2 220428	ATE Ø 57 - Halter
2.0	96	08/01→01/05	←	 ; 4B-2-031501→; +PR 1LB;1LE		24.3571-8521.5 240495	ATE Ø 57 - Halter
2.4	100	07/98→01/05	←	 ; → 4B-2-031500; +PR 1LB;1LE		24.3571-8521.5 240495	ATE Ø 57 - Halter
2.4	125	08/01→01/05	←	 ; → 4B-2-031500; +PR 1LB;1LE		24.3571-8521.5 240495	ATE Ø 57 - Halter
2.5 TDI	110	07/97→01/05	←	 ; 4B-2-031501→; +PR 1LB;1LE		24.3571-8522.5 240496	ATE Ø 57 - Halter
2.5 TDI	114	08/01→01/05	←	 ; → 4B-2-031500; +PR 1LB;1LE		24.3571-8522.5 240496	ATE Ø 57 - Halter
2.5 TDI	120	07/02→01/05	←	 ; → 4B-2-031500; +PR 1LB;1LE		24.3571-8522.5 240496	ATE Ø 57 - Halter
2.5 TDI	132	02/00→01/05	←	 ; → 4B-2-031500; +PR 1LB;1LE		24.3571-8522.5 240496	ATE Ø 57 - Halter
2.8	132	10/97→05/00	→			24.3384-1731.5 240818	TRW Ø 38 - Halter
2.8	140	07/99→01/05	→			24.3384-1732.5 240819	TRW Ø 38 - Halter
1.8 T	110	01/97→01/05	←	 ; 4B-2-031501→; +PR 1LF;1LT		11.9571-9835.2 220427	ATE Ø 57 - Halter
2.4	115	02/97→01/05	←	 ; 04/97→; → 4B-2-031500; +PR 1LF;1LT		11.9571-9835.2 220427	ATE Ø 57 - Halter
2.4	120	02/97→01/05	←	 ; 4B-2-031501→; +PR 1LF;1LT		11.9571-9836.2 220428	ATE Ø 57 - Halter
2.4	121	02/97→01/05	←	 ; 04/97→; → 4B-2-031500; +PR 1LF;1LT		11.9571-9836.2 220428	ATE Ø 57 - Halter
2.8	142	02/97→01/05	←	 ; 4B-2-031501→; +PR 1LB;1LE		24.3571-8521.5 240495	ATE Ø 57 - Halter
			←	 ; 04/97→; → 4B-2-031500; +PR 1LB;1LE		24.3571-8521.5 240495	ATE Ø 57 - Halter
			←	 ; 04/97→; → 4B-2-031500; +PR 1LB;1LE		24.3571-8522.5 240496	ATE Ø 57 - Halter
			←	 ; 4B-2-031501→; +PR 1LB;1LE		24.3571-8522.5 240496	ATE Ø 57 - Halter
			→	 ; 04/97→		24.3384-1731.5 240818	TRW Ø 38 - Halter
			→	 ; 04/97→		24.3384-1732.5 240819	TRW Ø 38 - Halter
↓							










**AUDI - A6 (4B2, C5) 01/97→08/05**








**Bremssattel**

1.8 T quattro	110	02/97→01/05	←	☐; 4B-2-031501→; +PR 1LF;1LT		11.9571-9835.2	220427	ATE Ø 57 - Halter
2.4 quattro	120	02/97→01/05	←	☐; 04/97→; → 4B-2-031500;		11.9571-9835.2	220427	ATE Ø 57 - Halter
2.4 quattro	121	02/97→01/05	←	+PR 1LF;1LT				
2.8 quattro	142	02/97→01/05	←	☐; 4B-2-031501→; +PR 1LF;1LT		11.9571-9836.2	220428	ATE Ø 57 - Halter
			←	☐; 04/97→; → 4B-2-031500;		11.9571-9836.2	220428	ATE Ø 57 - Halter
			←	+PR 1LF;1LT				
			←	☐; 4B-2-031501→; +PR 1LB;1LE		24.3571-8521.5	240495	ATE Ø 57 - Halter
			←	☐; 04/97→; → 4B-2-031500;		24.3571-8521.5	240495	ATE Ø 57 - Halter
			←	+PR 1LB;1LE				
			←	☐; 04/97→; → 4B-2-031500;		24.3571-8522.5	240496	ATE Ø 57 - Halter
			←	+PR 1LB;1LE				
			←	☐; 4B-2-031501→; +PR 1LB;1LE		24.3571-8522.5	240496	ATE Ø 57 - Halter
			→	☐; 04/97→		24.3384-1733.5	240820	TRW Ø 38 - Halter
			→	☐; 04/97→		24.3384-1734.5	240821	TRW Ø 38 - Halter
1.8 T quattro	132	12/97→01/05	←	☐; → 4B-2-031500; +PR 1LF;1LT		11.9571-9835.2	220427	ATE Ø 57 - Halter
2.4 quattro	115	08/98→07/99	←	☐; 4B-2-031501→; +PR 1LF;1LT		11.9571-9835.2	220427	ATE Ø 57 - Halter
2.4 quattro	125	08/01→01/05	←	☐; → 4B-2-031500; +PR 1LF;1LT		11.9571-9836.2	220428	ATE Ø 57 - Halter
2.5 TDI quattro	110	07/97→01/05	←	☐; 4B-2-031501→; +PR 1LF;1LT		11.9571-9836.2	220428	ATE Ø 57 - Halter
2.5 TDI quattro	132	02/00→01/05	←	☐; → 4B-2-031500; +PR 1LB;1LE		24.3571-8521.5	240495	ATE Ø 57 - Halter
2.8 quattro	132	01/98→04/00	←	☐; 4B-2-031501→; +PR 1LB;1LE		24.3571-8521.5	240495	ATE Ø 57 - Halter
2.8 quattro	140	07/99→05/01	←	☐; → 4B-2-031500; +PR 1LB;1LE		24.3571-8521.5	240495	ATE Ø 57 - Halter
			←	☐; 4B-2-031501→; +PR 1LB;1LE		24.3571-8522.5	240496	ATE Ø 57 - Halter
			←	☐; → 4B-2-031500; +PR 1LB;1LE		24.3571-8522.5	240496	ATE Ø 57 - Halter
			←	☐; 4B-2-031501→; +PR 1LB;1LE		24.3571-8522.5	240496	ATE Ø 57 - Halter
			→	☐		24.3384-1733.5	240820	TRW Ø 38 - Halter
			→	☐		24.3384-1734.5	240821	TRW Ø 38 - Halter
2.7 quattro	187	05/01→07/04	→	☐		24.3384-1733.5	240820	TRW Ø 38 - Halter
2.7 T quattro	169	12/97→01/05	→	☐		24.3384-1734.5	240821	TRW Ø 38 - Halter
2.7 T quattro	184	08/01→01/05	→	☐		24.3384-1731.5	240818	TRW Ø 38 - Halter
2.7 T	169	02/99→01/05	→	☐		24.3384-1732.5	240819	TRW Ø 38 - Halter
			→	☐				
3.0	160	06/01→01/05	←	☐		11.9606-9965.2	220817	ATE Ø 60 - Halter
3.0	162	08/01→01/05	←	☐		11.9606-9966.2	220818	ATE Ø 60 - Halter
3.7	191	03/99→01/05	→	☐		24.3384-1731.5	240818	TRW Ø 38 - Halter
			→	☐		24.3384-1732.5	240819	TRW Ø 38 - Halter
3.0 quattro	160	06/01→07/04	←	☐		11.9606-9965.2	220817	ATE Ø 60 - Halter
3.0 quattro	162	08/01→01/05	←	☐		11.9606-9966.2	220818	ATE Ø 60 - Halter
3.7 quattro	191	03/99→01/05	→	☐		24.3384-1733.5	240820	TRW Ø 38 - Halter
			→	☐		24.3384-1734.5	240821	TRW Ø 38 - Halter
4.2 quattro	220	11/98→01/05	→	☐		24.3437-1701.7	220761	TRW Ø 43 - Halter
S6 quattro	250	09/99→01/05	→	☐		24.3437-1702.7	220762	TRW Ø 43 - Halter

**Halter, Bremssattel**

1.8	85	05/97→01/05	←	→ 4B-2-031500; +PR 1LF;1LT	2	11.0230-0451.1	260130	ATE
1.8	92	07/97→01/05	←	4B-2-031501→; +PR 1LB;1LE		11.0230-0560.1	260125	ATE
1.8 T	132	12/97→01/05	←	4B-2-031501→; +PR 1LF;1LT		11.0230-0569.1	260126	ATE
1.8 T quattro	132	12/97→01/05	←	→ 4B-2-031500; +PR 1LB;1LE	2	11.8170-0306.1	260102	ATE
1.9 TDI	81	04/97→10/00	←					
1.9 TDI	85	07/00→01/05	←					
1.9 TDI	96	08/01→01/05	←					
2.0	96	08/01→01/05	←					
2.4	100	07/98→01/05	←					
2.4	125	08/01→01/05	←					
2.4 quattro	115	08/98→07/99	←					
2.4 quattro	125	08/01→01/05	←					
2.5 TDI	110	07/97→01/05	←					
2.5 TDI	114	08/01→01/05	←					
2.5 TDI	120	07/02→01/05	←					
2.5 TDI	132	02/00→01/05	←					
2.5 TDI quattro	110	07/97→01/05	←					
2.5 TDI quattro	132	02/00→01/05	←					
2.8	132	10/97→05/00	←					
2.8	140	07/99→01/05	←					
2.8 quattro	132	01/98→04/00	←					
2.8 quattro	140	07/99→05/01	←					
1.8 T	110	01/97→01/05	←	04/97→; → 4B-2-031500; +PR 1LF;1LT	2	11.0230-0451.1	260130	ATE
1.8 T quattro	110	02/97→01/05	←					
↓								

	kw			 	! #		
<b>AUDI - A6 (4B2, C5) 01/97→08/05</b>							
<b>Halter, Bremssattel</b>							
2.4	115	02/97→01/05	←	4B-2-031501→; +PR 1LB;1LE		11.0230-0560.1 260125	ATE
2.4	120	02/97→01/05	←	4B-2-031501→; +PR 1LF;1LT		11.0230-0569.1 260126	ATE
2.4	121	02/97→01/05	←	4B-2-031501→; +PR 1LF;1LT		11.0230-0569.1 260126	ATE
2.4 quattro	120	02/97→01/05	←	04/97→; → 4B-2-031500; +PR 1LB;1LE	2	11.8170-0306.1 260102	ATE
2.4 quattro	121	02/97→01/05	←	04/97→; → 4B-2-031500; +PR 1LB;1LE	2	11.8170-0306.1 260102	ATE
2.8	142	02/97→01/05	←	04/97→; → 4B-2-031500; +PR 1LB;1LE	2	11.8170-0306.1 260102	ATE
2.8 quattro	142	02/97→01/05	←	04/97→; → 4B-2-031500; +PR 1LB;1LE	2	11.8170-0306.1 260102	ATE
3.0	160	06/01→01/05	←			11.0230-0630.1 260127	ATE
3.0	162	08/01→01/05	←			11.0230-0630.1 260127	ATE
3.0 quattro	160	06/01→07/04	←			11.0230-0630.1 260127	ATE
3.0 quattro	162	08/01→01/05	←			11.0230-0630.1 260127	ATE
3.7	191	03/99→01/05	←			11.0230-0630.1 260127	ATE
3.7 quattro	191	03/99→01/05	←			11.0230-0630.1 260127	ATE
<b>Feder, Bremssattel</b>							
1.8	85	05/97→01/05	←	→ 4B-2-031500; +PR 1LF;1LT	2	11.8116-0143.1 390513	ATE
1.8	92	07/97→01/05	←	→ 4B-2-031500; +PR 1LF;1LT	2	11.8116-0143.1 390513	ATE
1.8 T	132	12/97→01/05	←	4B-2-031501→; +PR 1LF;1LT	2	11.8116-0143.1 390513	ATE
1.8 T quattro	132	12/97→01/05	←	4B-2-031501→; +PR 1LF;1LT	2	11.8116-0143.1 390513	ATE
1.9 TDI	81	04/97→10/00	←	4B-2-031501→; +PR 1LB;1LE	2	11.8116-0143.1 390513	ATE
1.9 TDI	85	07/00→01/05	←	→ 4B-2-031500; +PR 1LB;1LE	2	11.8116-0143.1 390513	ATE
1.9 TDI	96	08/01→01/05	←	→ 4B-2-031500; +PR 1LB;1LE	2	11.8116-0143.1 390513	ATE
2.0	96	08/01→01/05	←	→ 4B-2-031500; +PR 1LB;1LE	2	11.8116-0143.1 390513	ATE
2.4	100	07/98→01/05	←	→ 4B-2-031500; +PR 1LB;1LE	2	11.8116-0143.1 390513	ATE
2.4	125	08/01→01/05	←	→ 4B-2-031500; +PR 1LB;1LE	2	11.8116-0143.1 390513	ATE
2.4 quattro	115	08/98→07/99	←	→ 4B-2-031500; +PR 1LB;1LE	2	11.8116-0143.1 390513	ATE
2.4 quattro	125	08/01→01/05	←	→ 4B-2-031500; +PR 1LB;1LE	2	11.8116-0143.1 390513	ATE
2.5 TDI	110	07/97→01/05	←	→ 4B-2-031500; +PR 1LB;1LE	2	11.8116-0143.1 390513	ATE
2.5 TDI	114	08/01→01/05	←	→ 4B-2-031500; +PR 1LB;1LE	2	11.8116-0143.1 390513	ATE
2.5 TDI	120	07/02→01/05	←	→ 4B-2-031500; +PR 1LB;1LE	2	11.8116-0143.1 390513	ATE
2.5 TDI	132	02/00→01/05	←	→ 4B-2-031500; +PR 1LB;1LE	2	11.8116-0143.1 390513	ATE
2.5 TDI quattro	110	07/97→01/05	←	→ 4B-2-031500; +PR 1LB;1LE	2	11.8116-0143.1 390513	ATE
2.5 TDI quattro	132	02/00→01/05	←	→ 4B-2-031500; +PR 1LB;1LE	2	11.8116-0143.1 390513	ATE
2.8	132	10/97→05/00	←	→ 4B-2-031500; +PR 1LB;1LE	2	11.8116-0143.1 390513	ATE
2.8	140	07/99→01/05	←	→ 4B-2-031500; +PR 1LB;1LE	2	11.8116-0143.1 390513	ATE
2.8 quattro	132	01/98→04/00	←	→ 4B-2-031500; +PR 1LB;1LE	2	11.8116-0143.1 390513	ATE
2.8 quattro	140	07/99→05/01	←	→ 4B-2-031500; +PR 1LB;1LE	2	11.8116-0143.1 390513	ATE
1.8 T	110	01/97→01/05	←	04/97→; → 4B-2-031500; +PR 1LB;1LE	2	11.8116-0143.1 390513	ATE
1.8 T quattro	110	02/97→01/05	←	04/97→; → 4B-2-031500; +PR 1LB;1LE	2	11.8116-0143.1 390513	ATE
2.4	115	02/97→01/05	←	4B-2-031501→; +PR 1LF;1LT	2	11.8116-0143.1 390513	ATE
2.4	120	02/97→01/05	←	04/97→; → 4B-2-031500; +PR 1LF;1LT	2	11.8116-0143.1 390513	ATE
2.4	121	02/97→01/05	←	04/97→; → 4B-2-031500; +PR 1LF;1LT	2	11.8116-0143.1 390513	ATE
2.4 quattro	120	02/97→01/05	←	4B-2-031501→; +PR 1LB;1LE	2	11.8116-0143.1 390513	ATE
2.4 quattro	121	02/97→01/05	←	4B-2-031501→; +PR 1LB;1LE	2	11.8116-0143.1 390513	ATE
2.8	142	02/97→01/05	←	4B-2-031501→; +PR 1LB;1LE	2	11.8116-0143.1 390513	ATE
2.8 quattro	142	02/97→01/05	←	4B-2-031501→; +PR 1LB;1LE	2	11.8116-0143.1 390513	ATE
3.0	160	06/01→01/05	←		2	11.8116-0299.1 390446	ATE
3.0	162	08/01→01/05	←		2	11.8116-0299.1 390446	ATE
3.0 quattro	160	06/01→07/04	←		2	11.8116-0299.1 390446	ATE
3.0 quattro	162	08/01→01/05	←		2	11.8116-0299.1 390446	ATE
3.7	191	03/99→01/05	←		2	11.8116-0299.1 390446	ATE
3.7 quattro	191	03/99→01/05	←		2	11.8116-0299.1 390446	ATE
<b>Führungshülzensatz, Bremssattel</b>							
1.8	85	05/97→01/05	←	→ 4B-2-031500; +PR 1LF;1LT		11.0101-5409.2 260035	ATE
1.8	92	07/97→01/05	←	→ 4B-2-031500; +PR 1LF;1LT		11.0101-5409.2 260035	ATE
1.8 T	132	12/97→01/05	←	4B-2-031501→; +PR 1LF;1LT		11.0101-5409.2 260035	ATE
1.8 T quattro	132	12/97→01/05	←	4B-2-031501→; +PR 1LF;1LT		11.0101-5409.2 260035	ATE
1.9 TDI	81	04/97→10/00	←	→ 4B-2-031500; +PR 1LB;1LE		11.0101-5409.2 260035	ATE
1.9 TDI	85	07/00→01/05	←	4B-2-031501→; +PR 1LB;1LE		11.0101-5409.2 260035	ATE
1.9 TDI	96	08/01→01/05	←	4B-2-031501→; +PR 1LB;1LE		11.0101-5409.2 260035	ATE
2.0	96	08/01→01/05	←	4B-2-031501→; +PR 1LB;1LE		11.0101-5409.2 260035	ATE
2.4	100	07/98→01/05	←	4B-2-031501→; +PR 1LB;1LE		11.0101-5409.2 260035	ATE
2.4	125	08/01→01/05	←	4B-2-031501→; +PR 1LB;1LE		11.0101-5409.2 260035	ATE
2.4 quattro	115	08/98→07/99	←	4B-2-031501→; +PR 1LB;1LE		11.0101-5409.2 260035	ATE
2.4 quattro	125	08/01→01/05	←	4B-2-031501→; +PR 1LB;1LE		11.0101-5409.2 260035	ATE
2.5 TDI	110	07/97→01/05	←	4B-2-031501→; +PR 1LB;1LE		11.0101-5409.2 260035	ATE
2.5 TDI	114	08/01→01/05	←	4B-2-031501→; +PR 1LB;1LE		11.0101-5409.2 260035	ATE
2.5 TDI	120	07/02→01/05	←	4B-2-031501→; +PR 1LB;1LE		11.0101-5409.2 260035	ATE
2.5 TDI	132	02/00→01/05	←	4B-2-031501→; +PR 1LB;1LE		11.0101-5409.2 260035	ATE
2.5 TDI quattro	110	07/97→01/05	←	4B-2-031501→; +PR 1LB;1LE		11.0101-5409.2 260035	ATE
2.5 TDI quattro	132	02/00→01/05	←	4B-2-031501→; +PR 1LB;1LE		11.0101-5409.2 260035	ATE
2.8	132	10/97→05/00	←	4B-2-031501→; +PR 1LB;1LE		11.0101-5409.2 260035	ATE
2.8	140	07/99→01/05	←	4B-2-031501→; +PR 1LB;1LE		11.0101-5409.2 260035	ATE
2.8 quattro	132	01/98→04/00	←	4B-2-031501→; +PR 1LB;1LE		11.0101-5409.2 260035	ATE
2.8 quattro	140	07/99→05/01	←	4B-2-031501→; +PR 1LB;1LE		11.0101-5409.2 260035	ATE
1.8 T	110	01/97→01/05	←	4B-2-031501→; +PR 1LF;1LT		11.0101-5409.2 260035	ATE
1.8 T quattro	110	02/97→01/05	←	4B-2-031501→; +PR 1LF;1LT		11.0101-5409.2 260035	ATE
2.4	115	02/97→01/05	←	04/97→; → 4B-2-031500; +PR 1LB;1LE		11.0101-5409.2 260035	ATE
2.4	120	02/97→01/05	←	04/97→; → 4B-2-031500; +PR 1LF;1LT		11.0101-5409.2 260035	ATE
2.4	121	02/97→01/05	←	04/97→; → 4B-2-031500; +PR 1LF;1LT		11.0101-5409.2 260035	ATE
2.4 quattro	120	02/97→01/05	←	4B-2-031501→; +PR 1LB;1LE		11.0101-5409.2 260035	ATE
2.4 quattro	121	02/97→01/05	←	4B-2-031501→; +PR 1LB;1LE		11.0101-5409.2 260035	ATE
↓							

	kW			 	! #		
<b>AUDI - A6 (4B2, C5) 01/97→08/05</b>							
<b>Führungshülzensatz, Bremsattel</b>							
2.8	142	02/97→01/05	←	4B-2-031501→; +PR 1LF;1LT		11.0101-5409.2 260035	ATE
2.8 quattro	142	02/97→01/05	←	04/97→; → 4B-2-031500; +PR 1LB;1LE		11.0101-5409.2 260035	ATE
			←	04/97→; → 4B-2-031500; +PR 1LF;1LT		11.0101-5409.2 260035	ATE
			←	4B-2-031501→; +PR 1LB;1LE		11.0101-5409.2 260035	ATE
3.0	160	06/01→01/05	←			11.0101-5409.2 260035	ATE
3.0	162	08/01→01/05					
3.0 quattro	160	06/01→07/04					
3.0 quattro	162	08/01→01/05					
3.7	191	03/99→01/05					
3.7 quattro	191	03/99→01/05					
<b>Führungsbolzen, Bremsattel</b>							
1.8	85	05/97→01/05		4B-2-031501→; +PR 1LB;1LE		11.8171-0008.1 990049	ATE
1.8	92	07/97→01/05		4B-2-031501→; +PR 1LF;1LT		11.8171-0008.1 990049	ATE
1.8 T	132	12/97→01/05					
1.8 T quattro	132	12/97→01/05	←	→ 4B-2-031500; +PR 1LF;1LT		11.8171-0008.1 990049	ATE
1.9 TDI	81	04/97→10/00					
1.9 TDI	85	07/00→01/05	←	→ 4B-2-031500; +PR 1LB;1LE		11.8171-0008.1 990049	ATE
1.9 TDI	96	08/01→01/05					
2.0	96	08/01→01/05					
2.4	100	07/98→01/05					
2.4	125	08/01→01/05					
2.4 quattro	115	08/98→07/99					
2.4 quattro	125	08/01→01/05					
2.5 TDI	110	07/97→01/05					
2.5 TDI	114	08/01→01/05					
2.5 TDI	120	07/02→01/05					
2.5 TDI	132	02/00→01/05					
2.5 TDI quattro	110	07/97→01/05					
2.5 TDI quattro	132	02/00→01/05					
2.8	132	10/97→05/00					
2.8	140	07/99→01/05					
2.8 quattro	132	01/98→04/00					
2.8 quattro	140	07/99→05/01					
1.8 T	110	01/97→01/05		4B-2-031501→; +PR 1LB;1LE		11.8171-0008.1 990049	ATE
1.8 T quattro	110	02/97→01/05		4B-2-031501→; +PR 1LF;1LT		11.8171-0008.1 990049	ATE
2.4	115	02/97→01/05					
2.4	120	02/97→01/05	←	04/97→; → 4B-2-031500; +PR 1LB;1LE		11.8171-0008.1 990049	ATE
2.4	121	02/97→01/05					
2.4 quattro	120	02/97→01/05	←	04/97→; → 4B-2-031500; +PR 1LF;1LT		11.8171-0008.1 990049	ATE
2.4 quattro	121	02/97→01/05					
2.8	142	02/97→01/05					
2.8 quattro	142	02/97→01/05					
3.0	160	06/01→01/05				11.8171-0008.1 990049	ATE
3.0	162	08/01→01/05					
3.0 quattro	160	06/01→07/04					
3.0 quattro	162	08/01→01/05					
3.7	191	03/99→01/05					
3.7 quattro	191	03/99→01/05					
<b>Dichtungssatz, Bremsattel</b>							
1.8	85	05/97→01/05	←	4B-2-031501→; +PR 1LF;1LT		11.0441-5704.2 250034	ATE
1.8	92	07/97→01/05	←	→ 4B-2-031500; +PR 1LF;1LT		11.0441-5704.2 250034	ATE
1.8 T	132	12/97→01/05					
1.8 T quattro	132	12/97→01/05	←	4B-2-031501→; +PR 1LB;1LE		11.0441-5704.2 250034	ATE
1.9 TDI	81	04/97→10/00					
1.9 TDI	85	07/00→01/05	←	→ 4B-2-031500; +PR 1LB;1LE		11.0441-5704.2 250034	ATE
1.9 TDI	96	08/01→01/05					
2.0	96	08/01→01/05					
2.4	100	07/98→01/05					
2.4	125	08/01→01/05					
2.4 quattro	115	08/98→07/99					
2.4 quattro	125	08/01→01/05					
2.5 TDI	110	07/97→01/05					
2.5 TDI	114	08/01→01/05					
2.5 TDI	120	07/02→01/05					
2.5 TDI	132	02/00→01/05					
2.5 TDI quattro	110	07/97→01/05					
2.5 TDI quattro	132	02/00→01/05					
2.8	132	10/97→05/00					
2.8	140	07/99→01/05					
2.8 quattro	132	01/98→04/00					
2.8 quattro	140	07/99→05/01					
1.8 T	110	01/97→01/05	←	4B-2-031501→; +PR 1LF;1LT		11.0441-5704.2 250034	ATE
1.8 T quattro	110	02/97→01/05	←	04/97→; → 4B-2-031500; +PR 1LB;1LE		11.0441-5704.2 250034	ATE
2.4	115	02/97→01/05					
2.4	120	02/97→01/05	←	04/97→; → 4B-2-031500; +PR 1LF;1LT		11.0441-5704.2 250034	ATE
2.4	121	02/97→01/05					
2.4 quattro	120	02/97→01/05	←	4B-2-031501→; +PR 1LB;1LE		11.0441-5704.2 250034	ATE
2.4 quattro	121	02/97→01/05					
↓							

**AUDI - A6 (4B2, C5) 01/97→08/05**

**Dichtungssatz, Bremssattel**

2.8 2.8 quattro	142	02/97→01/05	←	4B-2-031501→; +PR 1LF;1LT	11.0441-5704.2	250034	ATE
	142	02/97→01/05	←	04/97→; → 4B-2-031500; +PR 1LB;1LE	11.0441-5704.2	250034	ATE
			←	04/97→; → 4B-2-031500; +PR 1LF;1LT	11.0441-5704.2	250034	ATE
			←	4B-2-031501→; +PR 1LB;1LE	11.0441-5704.2	250034	ATE
3.0	160	06/01→01/05	←		11.0441-6008.2	250038	ATE für Kolben-Ø [mm]: 60
3.0	162	08/01→01/05					
3.0 quattro	160	06/01→07/04					
3.0 quattro	162	08/01→01/05					
3.7	191	03/99→01/05					
3.7 quattro	191	03/99→01/05					

**Bremsschlauch**









1.8	85	05/97→01/05	←		2	83.7813-0295.3	330799	L= 295
1.8	92	07/97→01/05	→	☐ / am Bremssattel		24.1253-0030.3	331126	L= 184 mit Rohrleitung
1.8 T	132	12/97→01/05	→	☐ / am Bremssattel		24.1253-0040.3	331127	L= 190 mit Rohrleitung
1.9 TDI	81	04/97→10/00	→					
1.9 TDI	85	07/00→01/05	→					
1.9 TDI	96	08/01→01/05	→		2	83.6212-0170.3	330625	L= 170
2.0	96	08/01→01/05						
2.4	100	07/98→01/05						
2.4	125	08/01→01/05						
2.5 TDI	110	07/97→01/05						
2.5 TDI	114	08/01→01/05						
2.5 TDI	120	07/02→01/05						
2.5 TDI	132	02/00→01/05						
2.7 T	169	02/99→01/05						
2.8	132	10/97→05/00						
2.8	140	07/99→01/05						
3.0	160	06/01→01/05						
3.0	162	08/01→01/05						
3.7	191	03/99→01/05						
1.8 T	110	01/97→01/05	←	04/97→	2	83.7813-0295.3	330799	L= 295
2.4	115	02/97→01/05	→	☐ / am Bremssattel; 04/97→		24.1253-0030.3	331126	L= 184 mit Rohrleitung
2.4	120	02/97→01/05	→	☐ / am Bremssattel; 04/97→		24.1253-0040.3	331127	L= 190 mit Rohrleitung
2.4	121	02/97→01/05	→					
2.8	142	02/97→01/05	→	04/97→	2	83.6212-0170.3	330625	L= 170
1.8 T quattro	110	02/97→01/05	←	04/97→	2	83.7813-0295.3	330799	L= 295
2.4 quattro	120	02/97→01/05	→	04/97→	2	24.5243-0310.3	330755	L= 310
2.4 quattro	121	02/97→01/05						
2.8 quattro	142	02/97→01/05						
1.8 T quattro	132	12/97→01/05	←		2	83.7813-0295.3	330799	L= 295
2.4 quattro	115	08/98→07/99	→		2	24.5243-0310.3	330755	L= 310
2.4 quattro	125	08/01→01/05	→					
2.5 TDI quattro	110	07/97→01/05						
2.5 TDI quattro	132	02/00→01/05						
2.7 quattro	187	05/01→07/04						
2.7 T quattro	169	12/97→01/05						
2.7 T quattro	184	08/01→01/05						
2.8 quattro	132	01/98→04/00						
2.8 quattro	140	07/99→05/01						
3.0 quattro	160	06/01→07/04						
3.0 quattro	162	08/01→01/05						
3.7 quattro	191	03/99→01/05						
4.2 quattro	220	11/98→01/05						
S6 quattro	250	09/99→01/05						
RS6 quattro	331	07/02→01/05	←		2	83.6169-0418.3	330894	L= 422

**AUDI - A6 (4F2, C6) 04/04→06/11**








**Bremssattel**








2.0 TDI 2.8 FSI quattro	89	09/05→06/06	←	☐; +PR 1LT	11.9571-9835.2	220427	ATE Ø 57 - Halter
	154	06/07→10/08	←	☐; +PR 1LT	11.9571-9836.2	220428	ATE Ø 57 - Halter
			←	☐; +PR 1LG;1LD	11.9606-9953.2	220587	ATE Ø 60 - Halter
			←	☐; +PR 1LG;1LD	11.9606-9954.2	220588	ATE Ø 60 - Halter
			←	☐; +PR 1ZL;1LH	24.3606-9961.5	240970	ATE Ø 60 - Halter
			←	☐; +PR 1ZL;1LH	24.3606-9962.5	240971	ATE Ø 60 - Halter
			→	☐; +PR 1KD;2ED; → 4F-7-016200	24.6241-1701.7	220821	TRW Ø 41 + EMot / - Halter + FSB
			→	☐; +PR 1KD;2ED; → 4F-7-016200	24.6241-1702.7	220822	TRW Ø 41 + EMot / - Halter + FSB
			→	☐; 4F-7-016201→; +PR 1KD,2ED,1KQ	24.6241-1707.7	220943	TRW Ø 41 + EMot / - Halter + FSB








↓








	kw			 	! #					
<b>AUDI - A6 (4F2, C6) 04/04→06/11</b>										
 <b>Bremssattel</b>										
2.0 TDI 2.8 FSI quattro	89 154	09/05→06/06 06/07→10/08	➡	☐; 4F-7-016201→; +PR 1KD,2ED,1KQ	24.6241-1708.7	220944	TRW Ø 41 + EMot / - Halter + FSB			
			➡	☐; +PR 1KW;2EE; → 4F-7-016201	24.6243-1701.7	220823	TRW Ø 43 + EMot / - Halter + FSB			
			➡	☐; +PR 1KW;2EE; → 4F-7-016201	24.6243-1702.7	220824	TRW Ø 43 + EMot / - Halter + FSB			
			➡	☐; 4F-7-016201→; +PR 1KW;2EE	24.6243-1709.7	221023	TRW Ø 43 + EMot / - Halter + FSB			
			➡	☐; 4F-7-016201→; +PR 1KW;2EE	24.6243-1710.7	221024	TRW Ø 43 + EMot / - Halter + FSB			
2.0 TDI	100	07/04→03/11	←	☐; 06/05→; +PR 1LT	11.9571-9835.2	220427	ATE Ø 57 - Halter			
			←	☐; 06/05→; +PR 1LT	11.9571-9836.2	220428	ATE Ø 57 - Halter			
			←	☐; 06/05→; +PR 1LG;1LD	11.9606-9953.2	220587	ATE Ø 60 - Halter			
			←	☐; 06/05→; +PR 1LG;1LD	11.9606-9954.2	220588	ATE Ø 60 - Halter			
			←	☐; 06/05→; +PR 1ZL;1LH	24.3606-9961.5	240970	ATE Ø 60 - Halter			
			←	☐; 06/05→; +PR 1ZL;1LH	24.3606-9962.5	240971	ATE Ø 60 - Halter			
			➡	☐; 06/05→; +PR 1KD;2ED; → 4F-7-016200	24.6241-1701.7	220821	TRW Ø 41 + EMot / - Halter + FSB			
			➡	☐; 06/05→; +PR 1KD;2ED; → 4F-7-016200	24.6241-1702.7	220822	TRW Ø 41 + EMot / - Halter + FSB			
			➡	☐; 4F-7-016201→; +PR 1KD,2ED,1KQ	24.6241-1707.7	220943	TRW Ø 41 + EMot / - Halter + FSB			
			➡	☐; 4F-7-016201→; +PR 1KD,2ED,1KQ	24.6241-1708.7	220944	TRW Ø 41 + EMot / - Halter + FSB			
			➡	☐; 06/05→; +PR 1KW;2EE; → 4F-7-016201	24.6243-1701.7	220823	TRW Ø 43 + EMot / - Halter + FSB			
			➡	☐; 06/05→; +PR 1KW;2EE; → 4F-7-016201	24.6243-1702.7	220824	TRW Ø 43 + EMot / - Halter + FSB			
			➡	☐; 4F-7-016201→; +PR 1KW;2EE	24.6243-1709.7	221023	TRW Ø 43 + EMot / - Halter + FSB			
			➡	☐; 4F-7-016201→; +PR 1KW;2EE	24.6243-1710.7	221024	TRW Ø 43 + EMot / - Halter + FSB			
			2.0 TDI 2.0 TFSI 2.4 2.4 quattro 2.7 TDI 2.7 TDI quattro 2.7 TDI quattro 3.0 3.0 quattro 3.0 TDI quattro 3.0 TDI quattro 3.2 FSI 3.2 FSI 3.2 FSI quattro 3.2 FSI quattro 4.2 quattro	103 125 130 130 120 132 120 132 160 160 155 165 188 195 183 188 246	07/04→10/08 06/05→03/11 05/04→10/08 01/05→10/08 11/04→03/11 11/04→10/08 06/05→03/11 11/04→10/08 08/04→05/06 05/04→05/06 05/04→05/06 05/04→05/09 05/09→03/11 09/06→10/08 05/04→10/08 05/04→05/06	←	☐; +PR 1LT	11.9571-9835.2	220427	ATE Ø 57 - Halter
←	☐; +PR 1LT	11.9571-9836.2				220428	ATE Ø 57 - Halter			
←	☐; +PR 1LG;1LD	11.9606-9953.2				220587	ATE Ø 60 - Halter			
←	☐; +PR 1LG;1LD	11.9606-9954.2				220588	ATE Ø 60 - Halter			
←	☐; +PR 1ZL;1LH	24.3606-9961.5				240970	ATE Ø 60 - Halter			
←	☐; +PR 1ZL;1LH	24.3606-9962.5				240971	ATE Ø 60 - Halter			
➡	☐; +PR 1KD;2ED; → 4F-7-016200	24.6241-1701.7				220821	TRW Ø 41 + EMot / - Halter + FSB			
➡	☐; +PR 1KD;2ED; → 4F-7-016200	24.6241-1702.7				220822	TRW Ø 41 + EMot / - Halter + FSB			
➡	☐; 4F-7-016201→; +PR 1KD,2ED,1KQ	24.6241-1707.7				220943	TRW Ø 41 + EMot / - Halter + FSB			
➡	☐; 4F-7-016201→; +PR 1KD,2ED,1KQ	24.6241-1708.7				220944	TRW Ø 41 + EMot / - Halter + FSB			
➡	☐; +PR 1KW;2EE; → 4F-7-016200	24.6243-1701.7				220823	TRW Ø 43 + EMot / - Halter + FSB			
➡	☐; +PR 1KW;2EE; → 4F-7-016200	24.6243-1702.7				220824	TRW Ø 43 + EMot / - Halter + FSB			
➡	☐; 4F-7-016201→; +PR 1KW;2EE	24.6243-1709.7				221023	TRW Ø 43 + EMot / - Halter + FSB			
➡	☐; 4F-7-016201→; +PR 1KW;2EE	24.6243-1710.7				221024	TRW Ø 43 + EMot / - Halter + FSB			
2.0 TDI 2.0 TDI 2.7 TDI 2.7 TDI quattro 2.8 FSI 2.8 FSI 2.8 FSI quattro 2.8 FSI quattro 3.0 TDI quattro 3.0 TFSI quattro 3.0 TFSI quattro	120 125 140 140 140 162 140 162 176 213 220	04/09→03/11 11/08→03/11 10/08→03/11 10/08→03/11 10/08→03/11 10/08→03/11 10/08→03/11 10/08→03/11 10/08→03/11 10/08→03/11 10/08→03/11				←	☐; +PR 1LT	11.9571-9835.2	220427	ATE Ø 57 - Halter
						←	☐; +PR 1LT	11.9571-9836.2	220428	ATE Ø 57 - Halter
						←	☐; +PR 1LG	11.9606-9953.2	220587	ATE Ø 60 - Halter
			←	☐; +PR 1LG	11.9606-9954.2	220588	ATE Ø 60 - Halter			
			←	☐; +PR 1ZL	24.3606-9961.5	240970	ATE Ø 60 - Halter			
			←	☐; +PR 1ZL	24.3606-9962.5	240971	ATE Ø 60 - Halter			
			➡	☐; +PR 1KD,1KQ	24.6241-1707.7	220943	TRW Ø 41 + EMot / - Halter + FSB			
			➡	☐; +PR 1KD,1KQ	24.6241-1708.7	220944	TRW Ø 41 + EMot / - Halter + FSB			
			↓							











	kw			 	! #			
<b>AUDI - A6 (4F2, C6) 04/04→06/11</b>								
<b>Bremssattel</b>								
2.0 TDI	120	04/09→03/11	➔	☐; +PR 1KW		24.6243-1709.7	221023	TRW Ø 43 + EMot / - Halter + FSB
2.0 TDI	125	11/08→03/11						
2.7 TDI	140	10/08→03/11						
2.7 TDI quattro	140	10/08→03/11	➔	☐; +PR 1KW		24.6243-1710.7	221024	TRW Ø 43 + EMot / - Halter + FSB
2.8 FSI	140	10/08→03/11						
2.8 FSI	162	10/08→03/11						
2.8 FSI quattro	140	10/08→03/11						
2.8 FSI quattro	162	10/08→03/11						
3.0 TDI quattro	176	10/08→03/11						
3.0 TFSI quattro	213	10/08→03/11						
3.0 TFSI quattro	220	10/08→03/11						
2.8 FSI	154	11/06→10/08	←	☐; +PR 1LT		11.9571-9835.2	220427	ATE Ø 57 - Halter
			←	☐; +PR 1LT		11.9571-9836.2	220428	ATE Ø 57 - Halter
			←	☐; +PR 1LG;1LD		11.9606-9953.2	220587	ATE Ø 60 - Halter
			←	☐; +PR 1LG;1LD		11.9606-9954.2	220588	ATE Ø 60 - Halter
			←	☐; +PR 1ZL;1LH		24.3606-9961.5	240970	ATE Ø 60 - Halter
			←	☐; +PR 1ZL;1LH		24.3606-9962.5	240971	ATE Ø 60 - Halter
			➔	☐; +PR 1KD;2ED; → 4F-7-016200		24.6241-1701.7	220821	TRW Ø 41 + EMot / - Halter + FSB
			➔	☐; +PR 1KD;2ED; → 4F-7-016200		24.6241-1702.7	220822	TRW Ø 41 + EMot / - Halter + FSB
			➔	☐; 4F-7-016200→; +PR 1KD;2ED		24.6241-1707.7	220943	TRW Ø 41 + EMot / - Halter + FSB
			➔	☐; 4F-7-016200→; +PR 1KD;2ED		24.6241-1708.7	220944	TRW Ø 41 + EMot / - Halter + FSB
			➔	☐; +PR 1KW;2EE; → 4F-7-016200		24.6243-1701.7	220823	TRW Ø 43 + EMot / - Halter + FSB
			➔	☐; +PR 1KW;2EE; → 4F-7-016200		24.6243-1702.7	220824	TRW Ø 43 + EMot / - Halter + FSB
			➔	☐; 4F-7-016200→; +PR 1KW;2EE		24.6243-1709.7	221023	TRW Ø 43 + EMot / - Halter + FSB
			➔	☐; 4F-7-016200→; +PR 1KW;2EE		24.6243-1710.7	221024	TRW Ø 43 + EMot / - Halter + FSB
3.0 TDI quattro	171	06/06→10/08	←	☐; +PR 1LT		11.9571-9835.2	220427	ATE Ø 57 - Halter
4.2 FSI quattro	257	06/06→03/11	←	☐; +PR 1LT		11.9571-9836.2	220428	ATE Ø 57 - Halter
			←	☐; +PR 1LG,1LD		11.9606-9953.2	220587	ATE Ø 60 - Halter
			←	☐; +PR 1LG,1LD		11.9606-9954.2	220588	ATE Ø 60 - Halter
			←	☐; +PR 1ZL;1LH		24.3606-9961.5	240970	ATE Ø 60 - Halter
			←	☐; +PR 1ZL;1LH		24.3606-9962.5	240971	ATE Ø 60 - Halter
			➔	☐; +PR 1KD;2ED; → 4F-7-016200		24.6241-1701.7	220821	TRW Ø 41 + EMot / - Halter + FSB
			➔	☐; +PR 1KD;2ED; → 4F-7-016200		24.6241-1702.7	220822	TRW Ø 41 + EMot / - Halter + FSB
			➔	☐; 4F-7-016200→; +PR 1KD,2ED,1KQ		24.6241-1707.7	220943	TRW Ø 41 + EMot / - Halter + FSB
			➔	☐; 4F-7-016200→; +PR 1KD,2ED,1KQ		24.6241-1708.7	220944	TRW Ø 41 + EMot / - Halter + FSB
			➔	☐; +PR 1KW;2EE; → 4F-7-016200		24.6243-1701.7	220823	TRW Ø 43 + EMot / - Halter + FSB
			➔	☐; +PR 1KW;2EE; → 4F-7-016200		24.6243-1702.7	220824	TRW Ø 43 + EMot / - Halter + FSB
			➔	☐; 4F-7-016200→; +PR 1KW;2EE		24.6243-1709.7	221023	TRW Ø 43 + EMot / - Halter + FSB
			➔	☐; 4F-7-016200→; +PR 1KW;2EE		24.6243-1710.7	221024	TRW Ø 43 + EMot / - Halter + FSB
<b>Halter, Bremssattel</b>								
2.0 TDI	89	09/05→06/06	←	+PR 1LT		11.0230-0569.1	260126	ATE
2.0 TDI	103	07/04→10/08						
2.0 TFSI	125	06/05→03/11	←	+PR 1ZL;1LH		11.0230-0663.1	260131	ATE
2.4	130	05/04→10/08						
2.4 quattro	130	01/05→10/08	←	+PR 1LG;1LD		11.0230-0807.1	260134	ATE
2.7 TDI	120	11/04→03/11						
2.7 TDI	132	11/04→10/08						
2.7 TDI quattro	120	06/05→03/11						
2.7 TDI quattro	132	11/04→10/08						
2.8 FSI	154	11/06→10/08						
2.8 FSI quattro	154	06/07→10/08						
3.0	160	08/04→05/06						
3.0 quattro	160	05/04→05/06						
↓								

	kW			 	! #		
<b>AUDI - A6 (4F2, C6) 04/04→06/11</b>							
<b>Halter, Bremssattel</b>							
3.0 TDI quattro	155	05/04→03/11	←	+PR 1LT		11.0230-0569.1 260126	ATE
3.0 TDI quattro	165	05/04→05/06	←	+PR 1ZL;1LH		11.0230-0663.1 260131	ATE
3.2 FSI	188	05/04→05/09	←				
3.2 FSI	195	05/09→03/11	←	+PR 1LG;1LD		11.0230-0807.1 260134	ATE
3.2 FSI quattro	183	09/06→10/08					
3.2 FSI quattro	188	05/04→10/08					
4.2 quattro	246	05/04→05/06					
2.0 TDI	100	07/04→03/11	←	06/05→; +PR 1LT		11.0230-0569.1 260126	ATE
			←	06/05→; +PR 1ZL;1LH		11.0230-0663.1 260131	ATE
			←	06/05→; +PR 1LG;1LD		11.0230-0807.1 260134	ATE
2.0 TDI	120	04/09→03/11	←	+PR 1LT		11.0230-0569.1 260126	ATE
2.0 TDI	125	11/08→03/11					
2.7 TDI	140	10/08→03/11	←	+PR 1ZL		11.0230-0663.1 260131	ATE
2.7 TDI quattro	140	10/08→03/11	←	+PR 1LG		11.0230-0807.1 260134	ATE
2.8 FSI	140	10/08→03/11					
2.8 FSI	162	10/08→03/11					
2.8 FSI quattro	140	10/08→03/11					
2.8 FSI quattro	162	10/08→03/11					
3.0 TDI quattro	176	10/08→03/11					
3.0 TFSI quattro	213	10/08→03/11					
3.0 TFSI quattro	220	10/08→03/11					
3.0 TDI quattro	171	06/06→10/08	←	+PR 1LT		11.0230-0569.1 260126	ATE
4.2 FSI quattro	257	06/06→03/11	←	+PR 1ZL;1LH		11.0230-0663.1 260131	ATE
			←	+PR 1LG;1LD		11.0230-0807.1 260134	ATE
<b>Feder, Bremssattel</b>							
2.0 TDI	89	09/05→06/06	←	+PR 1LG;1LD	2	11.8116-0347.2 390535	ATE
2.0 TDI	103	07/04→10/08	←	+PR 1LT	2	11.8116-0347.2 390535	ATE
2.0 TFSI	125	06/05→03/11	←				
2.4	130	05/04→10/08	←	+PR 1ZL;1LH	2	11.8116-0410.2 390589	ATE
2.4 quattro	130	01/05→10/08					
2.7 TDI	120	11/04→03/11					
2.7 TDI	132	11/04→10/08					
2.7 TDI quattro	120	06/05→03/11					
2.7 TDI quattro	132	11/04→10/08					
2.8 FSI	154	11/06→10/08					
2.8 FSI quattro	154	06/07→10/08					
3.0	160	08/04→05/06					
3.0 quattro	160	05/04→05/06					
3.0 TDI quattro	155	05/04→03/11					
3.0 TDI quattro	165	05/04→05/06					
3.2 FSI	188	05/04→05/09					
3.2 FSI	195	05/09→03/11					
3.2 FSI quattro	183	09/06→10/08					
3.2 FSI quattro	188	05/04→10/08					
4.2 quattro	246	05/04→05/06					
2.0 TDI	100	07/04→03/11	←	06/05→; +PR 1LT	2	11.8116-0347.2 390535	ATE
			←	06/05→; +PR 1LG;1LD	2	11.8116-0347.2 390535	ATE
			←	06/05→; +PR 1ZL;1LH	2	11.8116-0410.2 390589	ATE
2.0 TDI	120	04/09→03/11	←	+PR 1LG	2	11.8116-0347.2 390535	ATE
2.0 TDI	125	11/08→03/11					
2.7 TDI	140	10/08→03/11	←	+PR 1LT	2	11.8116-0347.2 390535	ATE
2.7 TDI quattro	140	10/08→03/11	←	+PR 1ZL	2	11.8116-0410.2 390589	ATE
2.8 FSI	140	10/08→03/11					
2.8 FSI	162	10/08→03/11					
2.8 FSI quattro	140	10/08→03/11					
2.8 FSI quattro	162	10/08→03/11					
3.0 TDI quattro	176	10/08→03/11					
3.0 TFSI quattro	213	10/08→03/11					
3.0 TFSI quattro	220	10/08→03/11					
3.0 TDI quattro	171	06/06→10/08	←	+PR 1LG;1LD	2	11.8116-0347.2 390535	ATE
4.2 FSI quattro	257	06/06→03/11	←	+PR 1LT	2	11.8116-0347.2 390535	ATE
			←	+PR 1ZL;1LH	2	11.8116-0410.2 390589	ATE
<b>Führungshülzensatz, Bremssattel</b>							
2.0 TDI	89	09/05→06/06	←	+PR 1LG;1LD		11.0101-5409.2 260035	ATE
2.0 TDI	103	07/04→10/08	←	+PR 1ZL;1LH		11.0101-5409.2 260035	ATE
2.0 TFSI	125	06/05→03/11	←				
2.4	130	05/04→10/08	←	+PR 1LT		11.0101-5409.2 260035	ATE
2.4 quattro	130	01/05→10/08					
2.7 TDI	120	11/04→03/11					
2.7 TDI	132	11/04→10/08					
2.7 TDI quattro	120	06/05→03/11					
2.7 TDI quattro	132	11/04→10/08					
2.8 FSI	154	11/06→10/08					
2.8 FSI quattro	154	06/07→10/08					
↓							









	kW			 	! #		
<b>AUDI - A6 (4F2, C6) 04/04→06/11</b>							
<b>Führungshülzensatz, Bremsattel</b>							
3.0	160	08/04→05/06	←	+PR 1LG;1LD		11.0101-5409.2 260035	ATE
3.0 quattro	160	05/04→05/06	←	+PR 1ZL;1LH		11.0101-5409.2 260035	ATE
3.0 TDI quattro	155	05/04→03/11	←	+PR 1LT		11.0101-5409.2 260035	ATE
3.0 TDI quattro	165	05/04→05/06	←	+PR 1LT		11.0101-5409.2 260035	ATE
3.2 FSI	188	05/04→05/09					
3.2 FSI	195	05/09→03/11					
3.2 FSI quattro	183	09/06→10/08					
3.2 FSI quattro	188	05/04→10/08					
4.2 quattro	246	05/04→05/06					
2.0 TDI	100	07/04→03/11	←	06/05→; +PR 1LT		11.0101-5409.2 260035	ATE
			←	06/05→; +PR 1ZL;1LH		11.0101-5409.2 260035	ATE
			←	06/05→; +PR 1LG;1LD		11.0101-5409.2 260035	ATE
2.0 TDI	120	04/09→03/11	←	+PR 1LG		11.0101-5409.2 260035	ATE
2.0 TDI	125	11/08→03/11					
2.7 TDI	140	10/08→03/11	←	+PR 1ZL		11.0101-5409.2 260035	ATE
2.7 TDI quattro	140	10/08→03/11	←	+PR 1LT		11.0101-5409.2 260035	ATE
2.8 FSI	140	10/08→03/11					
2.8 FSI	162	10/08→03/11					
2.8 FSI quattro	140	10/08→03/11					
2.8 FSI quattro	162	10/08→03/11					
3.0 TDI quattro	176	10/08→03/11					
3.0 TFSI quattro	213	10/08→03/11					
3.0 TFSI quattro	220	10/08→03/11					
3.0 TDI quattro	171	06/06→10/08	←	+PR 1LG,1LD		11.0101-5409.2 260035	ATE
4.2 FSI quattro	257	06/06→03/11	←	+PR 1ZL;1LH		11.0101-5409.2 260035	ATE
			←	+PR 1LT		11.0101-5409.2 260035	ATE
<b>Führungsbolzen, Bremsattel</b>							
2.0 TDI	89	09/05→06/06		+PR 1ZL;1LH		11.8171-0008.1 990049	ATE
2.0 TDI	103	07/04→10/08		+PR 1LG;1LD		11.8171-0008.1 990049	ATE
2.0 TFSI	125	06/05→03/11		+PR 1LT		11.8171-0008.1 990049	ATE
2.4	130	05/04→10/08					
2.4 quattro	130	01/05→10/08					
2.7 TDI	120	11/04→03/11					
2.7 TDI	132	11/04→10/08					
2.7 TDI quattro	120	06/05→03/11					
2.7 TDI quattro	132	11/04→10/08					
2.8 FSI	154	11/06→10/08					
2.8 FSI quattro	154	06/07→10/08					
3.0	160	08/04→05/06					
3.0 quattro	160	05/04→05/06					
3.0 TDI quattro	155	05/04→03/11					
3.0 TDI quattro	165	05/04→05/06					
3.2 FSI	188	05/04→05/09					
3.2 FSI	195	05/09→03/11					
3.2 FSI quattro	183	09/06→10/08					
3.2 FSI quattro	188	05/04→10/08					
4.2 quattro	246	05/04→05/06					
2.0 TDI	100	07/04→03/11		06/05→; +PR 1LG;1LD		11.8171-0008.1 990049	ATE
				06/05→; +PR 1LT		11.8171-0008.1 990049	ATE
				06/05→; +PR 1ZL;1LH		11.8171-0008.1 990049	ATE
2.0 TDI	120	04/09→03/11		+PR 1ZL		11.8171-0008.1 990049	ATE
2.0 TDI	125	11/08→03/11		+PR 1LT		11.8171-0008.1 990049	ATE
2.7 TDI	140	10/08→03/11		+PR 1LG		11.8171-0008.1 990049	ATE
2.7 TDI quattro	140	10/08→03/11					
2.8 FSI	140	10/08→03/11					
2.8 FSI	162	10/08→03/11					
2.8 FSI quattro	140	10/08→03/11					
2.8 FSI quattro	162	10/08→03/11					
3.0 TDI quattro	176	10/08→03/11					
3.0 TFSI quattro	213	10/08→03/11					
3.0 TFSI quattro	220	10/08→03/11					
3.0 TDI quattro	171	06/06→10/08		+PR 1ZL;1LH		11.8171-0008.1 990049	ATE
4.2 FSI quattro	257	06/06→03/11		+PR 1LG,1LD		11.8171-0008.1 990049	ATE
				+PR 1LT		11.8171-0008.1 990049	ATE
S6 quattro	320	03/06→03/11				11.8171-0067.1 250153	ATE
<b>Dichtungssatz, Bremsattel</b>							
2.0 TDI	89	09/05→06/06	←	+PR 1LT		11.0441-5704.2 250034	ATE
2.0 TDI	103	07/04→10/08	←	+PR 1LG;1LD		11.0441-6008.2 250038	ATE für Kolben-Ø [mm]: 60
2.0 TFSI	125	06/05→03/11	←	+PR 1ZL;1LH		11.0441-6008.2 250038	ATE für Kolben-Ø [mm]: 60
2.4	130	05/04→10/08	←	+PR 1ZL;1LH		11.0441-6008.2 250038	ATE für Kolben-Ø [mm]: 60
2.4 quattro	130	01/05→10/08					
2.7 TDI	120	11/04→03/11					
2.7 TDI	132	11/04→10/08					
2.7 TDI quattro	120	06/05→03/11					
2.7 TDI quattro	132	11/04→10/08					
↓							

	kW			 	! #		
<b>AUDI - A6 (4F2, C6) 04/04→06/11</b>							
<b>Dichtungssatz, Bremsattel</b>							
2.8 FSI	154	11/06→10/08	←	+PR 1LT		11.0441-5704.2 250034	ATE
2.8 FSI quattro	154	06/07→10/08	←	+PR 1LG;1LD		11.0441-6008.2 250038	ATE für Kolben-Ø [mm]: 60
3.0 TDI	160	08/04→05/06	←				
3.0 quattro	160	05/04→05/06	←	+PR 1ZL;1LH		11.0441-6008.2 250038	ATE für Kolben-Ø [mm]: 60
3.0 TDI quattro	155	05/04→03/11					
3.0 TDI quattro	165	05/04→05/06					
3.2 FSI	188	05/04→05/09					
3.2 FSI	195	05/09→03/11					
3.2 FSI quattro	183	09/06→10/08					
3.2 FSI quattro	188	05/04→10/08					
4.2 quattro	246	05/04→05/06					
2.0 TDI	100	07/04→03/11	←	06/05→; +PR 1LT		11.0441-5704.2 250034	ATE
			←	06/05→; +PR 1ZL;1LH		11.0441-6008.2 250038	ATE für Kolben-Ø [mm]: 60
			←	06/05→; +PR 1LG;1LD		11.0441-6008.2 250038	ATE für Kolben-Ø [mm]: 60
2.0 TDI	120	04/09→03/11	←	+PR 1LT		11.0441-5704.2 250034	ATE
2.0 TDI	125	11/08→03/11	←	+PR 1LG		11.0441-6008.2 250038	ATE für Kolben-Ø [mm]: 60
2.7 TDI	140	10/08→03/11	←				
2.7 TDI quattro	140	10/08→03/11	←	+PR 1ZL		11.0441-6008.2 250038	ATE für Kolben-Ø [mm]: 60
2.8 FSI	140	10/08→03/11					
2.8 FSI	162	10/08→03/11					
2.8 FSI quattro	140	10/08→03/11					
2.8 FSI quattro	162	10/08→03/11					
3.0 TDI quattro	176	10/08→03/11					
3.0 TFSI quattro	213	10/08→03/11					
3.0 TFSI quattro	220	10/08→03/11					
3.0 TDI quattro	171	06/06→10/08	←	+PR 1LT		11.0441-5704.2 250034	ATE
4.2 FSI quattro	257	06/06→03/11	←	+PR 1LG,1LD		11.0441-6008.2 250038	ATE für Kolben-Ø [mm]: 60
			←	+PR 1ZL;1LH		11.0441-6008.2 250038	ATE für Kolben-Ø [mm]: 60
<b>Bremsschlauch</b>							
2.0 TDI	89	09/05→06/06	←		2	83.7813-0315.3 330870	L= 315
2.0 TDI	103	07/04→10/08	→		2	24.5125-0323.3 330911	L= 323
2.0 TDI	120	04/09→03/11					
2.0 TDI	125	11/08→03/11					
2.0 TFSI	125	06/05→03/11					
2.4	130	05/04→10/08					
2.4 quattro	130	01/05→10/08					
2.7 TDI	120	11/04→03/11					
2.7 TDI	132	11/04→10/08					
2.7 TDI	140	10/08→03/11					
2.7 TDI quattro	120	06/05→03/11					
2.7 TDI quattro	132	11/04→10/08					
2.7 TDI quattro	140	10/08→03/11					
2.8 FSI	140	10/08→03/11					
2.8 FSI	154	11/06→10/08					
2.8 FSI	162	10/08→03/11					
2.8 FSI quattro	140	10/08→03/11					
2.8 FSI quattro	154	06/07→10/08					
2.8 FSI quattro	162	10/08→03/11					
3.0	160	08/04→05/06					
3.0 quattro	160	05/04→05/06					
3.0 TDI quattro	155	05/04→03/11					
3.0 TDI quattro	165	05/04→05/06					
3.0 TDI quattro	171	06/06→10/08					
3.0 TDI quattro	176	10/08→03/11					
3.0 TFSI quattro	213	10/08→03/11					
3.0 TFSI quattro	220	10/08→03/11					
3.2 FSI	188	05/04→05/09					
3.2 FSI	195	05/09→03/11					
3.2 FSI quattro	183	09/06→10/08					
3.2 FSI quattro	188	05/04→10/08					
4.2 FSI quattro	257	06/06→03/11					
4.2 quattro	246	05/04→05/06					
S6 quattro	320	03/06→03/11					
2.0 TDI	100	07/04→03/11	←	06/05→	2	83.7813-0315.3 330870	L= 315
			→	06/05→	2	24.5125-0323.3 330911	L= 323
<b>AUDI - A6 (4G2, 4GC, C7) 11/10→</b>							
<b>Bremssattel</b>							
1.8 TFSI	140	09/14→	←	☐; +PR 1LL		11.9426-9905.2 220985	ATE Ø 42 - Halter
2.0 TDI	100	01/12→	←	☐; +PR 1LF		11.9426-9905.2 220985	ATE Ø 42 - Halter
2.0 TDI	110	09/14→	←	☐; +PR 1ZK		11.9426-9905.2 220985	ATE Ø 42 - Halter
2.0 TDI quattro	140	11/13→	←	☐; +PR 1LF		11.9426-9906.2 220986	ATE Ø 42 - Halter
2.0 TFSI	140	04/15→	←	☐; +PR 1ZK		11.9426-9906.2 220986	ATE Ø 42 - Halter
2.0 TFSI	162	05/13→	←				
2.0 TFSI	185	09/14→	←				
2.0 TFSI hybrid	155	11/11→	←				
↓							

	kw			 	! #		
<b>AUDI - A6 (4G2, 4GC, C7) 11/10→</b>							
<b> Bremssattel</b>							
2.0 TFSI quattro	155	05/12→05/13	←	☐; +PR 1LL		11.9426-9906.2 220986	ATE Ø 42 - Halter
2.0 TFSI quattro	162	05/13→	←	☐; +PR 1LA		24.3601-1731.5 240804	TRW Ø 60 - Halter
2.0 TFSI quattro	183	05/15→	←	☐; +PR 1LA		24.3601-1732.5 240805	TRW Ø 60 - Halter
2.0 TFSI quattro	185	05/14→	←	☐; +PR 1LA		24.3601-1732.5 240805	TRW Ø 60 - Halter
2.8 FSI quattro	162	09/14→	←	☐; +PR 1LJ		24.3606-1713.5 240892	TRW Ø 60 - Halter
3.0 TDI	155	09/14→	←	☐; +PR 1LJ		24.3606-1713.5 240892	TRW Ø 60 - Halter
3.0 TDI	160	09/14→	←	☐; +PR 1LJ		24.3606-1714.5 240893	TRW Ø 60 - Halter
3.0 TDI quattro	155	09/14→	←	☐; +PR 1LJ		24.3606-1714.5 240893	TRW Ø 60 - Halter
3.0 TDI quattro	160	09/14→	→	☐; +PR 1KW		24.6243-1715.5 240741	TRW Ø 43 + EMot / - Halter + FSB
3.0 TDI quattro	200	09/14→	→	☐; +PR 1KW		24.6243-1715.5 240741	TRW Ø 43 + EMot / - Halter + FSB
3.0 TDI quattro	235	09/14→	→	☐; +PR 1KW		24.6243-1716.5 240742	TRW Ø 43 + EMot / - Halter + FSB
3.0 TDI quattro	240	09/14→	→	☐; +PR 1KW		24.6243-1716.5 240742	TRW Ø 43 + EMot / - Halter + FSB
3.0 TFSI quattro	245	09/14→	→	☐; +PR 2EA,2EE		24.6243-1723.5 240798	TRW Ø 43 + EMot / - Halter + FSB
S6 quattro	331	10/14→	→	☐; +PR 2EA,2EE		24.6243-1723.5 240798	TRW Ø 43 + EMot / - Halter + FSB
			→	☐; +PR 2EA,2EE		24.6243-1724.5 240799	TRW Ø 43 + EMot / - Halter + FSB
			→	☐; +PR 2EA,2EE		24.6243-1724.5 240799	TRW Ø 43 + EMot / - Halter + FSB
2.0 TDI	120	03/11→	←	☐; 04/11→; +PR 1ZK		11.9426-9905.2 220985	ATE Ø 42 - Halter
2.0 TDI	130	03/11→	←	☐; 07/11→; +PR 1LF		11.9426-9905.2 220985	ATE Ø 42 - Halter
2.0 TFSI	155	03/11→05/13	←	☐; 07/11→; +PR 1LF		11.9426-9905.2 220985	ATE Ø 42 - Halter
2.8 FSI	150	11/10→04/15	←	☐; 04/11→; +PR 1LL		11.9426-9905.2 220985	ATE Ø 42 - Halter
2.8 FSI quattro	150	11/10→04/15	←	☐; 04/11→; +PR 1LL		11.9426-9905.2 220985	ATE Ø 42 - Halter
3.0 TDI	150	11/10→	←	☐; 04/11→; +PR 1LL		11.9426-9906.2 220986	ATE Ø 42 - Halter
3.0 TDI quattro	150	03/11→	←	☐; 04/11→; +PR 1ZK		11.9426-9906.2 220986	ATE Ø 42 - Halter
3.0 TDI quattro	180	03/11→	←	☐; 04/11→; +PR 1ZK		11.9426-9906.2 220986	ATE Ø 42 - Halter
3.0 TFSI quattro	220	11/10→05/12	←	☐; 07/11→; +PR 1LF		11.9426-9906.2 220986	ATE Ø 42 - Halter
3.0 TFSI quattro	228	03/11→	←	☐; 04/11→; +PR 1LA		24.3601-1731.5 240804	TRW Ø 60 - Halter
			←	☐; 04/11→; +PR 1LA		24.3601-1732.5 240805	TRW Ø 60 - Halter
			←	☐; 04/11→; +PR 1LJ		24.3606-1713.5 240892	TRW Ø 60 - Halter
			←	☐; 04/11→; +PR 1LJ		24.3606-1714.5 240893	TRW Ø 60 - Halter
			←	☐; 04/11→; +PR 1LJ		24.3606-1714.5 240893	TRW Ø 60 - Halter
			→	☐; 04/11→; +PR 1KW		24.6243-1715.5 240741	TRW Ø 43 + EMot / - Halter + FSB
			→	☐; 04/11→; +PR 1KW		24.6243-1716.5 240742	TRW Ø 43 + EMot / - Halter + FSB
			→	☐; 04/11→; +PR 2EA,2EE		24.6243-1723.5 240798	TRW Ø 43 + EMot / - Halter + FSB
			→	☐; 04/11→; +PR 2EA,2EE		24.6243-1724.5 240799	TRW Ø 43 + EMot / - Halter + FSB
2.0 TFSI	132	05/11→	←	☐; 07/11→; +PR 1LF		11.9426-9905.2 220985	ATE Ø 42 - Halter
			←	☐; +PR 1ZK		11.9426-9905.2 220985	ATE Ø 42 - Halter
			←	☐; +PR 1LL		11.9426-9905.2 220985	ATE Ø 42 - Halter
			←	☐; +PR 1LL		11.9426-9906.2 220986	ATE Ø 42 - Halter
			←	☐; +PR 1ZK		11.9426-9906.2 220986	ATE Ø 42 - Halter
			←	☐; 07/11→; +PR 1LF		11.9426-9906.2 220986	ATE Ø 42 - Halter
			←	☐; +PR 1LA		24.3601-1731.5 240804	TRW Ø 60 - Halter
			←	☐; +PR 1LA		24.3601-1732.5 240805	TRW Ø 60 - Halter
			←	☐; +PR 1LJ		24.3606-1713.5 240892	TRW Ø 60 - Halter
			←	☐; +PR 1LJ		24.3606-1714.5 240893	TRW Ø 60 - Halter
			→	☐; +PR 1KW		24.6243-1715.5 240741	TRW Ø 43 + EMot / - Halter + FSB
			→	☐; +PR 1KW		24.6243-1716.5 240742	TRW Ø 43 + EMot / - Halter + FSB
			→	☐; +PR 2EA,2EE		24.6243-1723.5 240798	TRW Ø 43 + EMot / - Halter + FSB
			→	☐; +PR 2EA,2EE		24.6243-1724.5 240799	TRW Ø 43 + EMot / - Halter + FSB
3.0 TDI quattro	230	11/11→	←	☐; 12/11→; +PR 1ZK		11.9426-9905.2 220985	ATE Ø 42 - Halter
			←	☐; 12/11→; +PR 1LL		11.9426-9905.2 220985	ATE Ø 42 - Halter
			←	☐; 12/11→; +PR 1LF		11.9426-9905.2 220985	ATE Ø 42 - Halter
			←	☐; 12/11→; +PR 1LF		11.9426-9906.2 220986	ATE Ø 42 - Halter
			←	☐; 12/11→; +PR 1LL		11.9426-9906.2 220986	ATE Ø 42 - Halter
			←	☐; 12/11→; +PR 1ZK		11.9426-9906.2 220986	ATE Ø 42 - Halter
			←	☐; 12/11→; +PR 1LA		24.3601-1731.5 240804	TRW Ø 60 - Halter
			←	☐; 12/11→; +PR 1LA		24.3601-1732.5 240805	TRW Ø 60 - Halter
			←	☐; 12/11→; +PR 1LJ		24.3606-1713.5 240892	TRW Ø 60 - Halter





	kw			 	! #		
<b>AUDI - A6 (4G2, 4GC, C7) 11/10→</b>							
<b> Bremssattel</b>							
3.0 TDI quattro	230	11/11→	←	☐; 12/11→; +PR 1LJ	24.3606-1714.5	240893	TRW Ø 60 - Halter
			→	☐; 12/11→; +PR 1KW	24.6243-1715.5	240741	TRW Ø 43 + EMot / - Halter + FSB
			→	☐; 12/11→; +PR 1KW	24.6243-1716.5	240742	TRW Ø 43 + EMot / - Halter + FSB
			→	☐; 12/11→; +PR 2EA,2EE	24.6243-1723.5	240798	TRW Ø 43 + EMot / - Halter + FSB
			→	☐; 12/11→; +PR 2EA,2EE	24.6243-1724.5	240799	TRW Ø 43 + EMot / - Halter + FSB
S6 quattro	309	02/12→	←	☐; 04/12→; +PR 1ZK	11.9426-9905.2	220985	ATE Ø 42 - Halter
			←	☐; 04/12→; +PR 1LF	11.9426-9905.2	220985	ATE Ø 42 - Halter
			←	☐; 04/12→; +PR 1LL	11.9426-9905.2	220985	ATE Ø 42 - Halter
			←	☐; 04/12→; +PR 1LF	11.9426-9906.2	220986	ATE Ø 42 - Halter
			←	☐; 04/12→; +PR 1LL	11.9426-9906.2	220986	ATE Ø 42 - Halter
			←	☐; 04/12→; +PR 1ZK	11.9426-9906.2	220986	ATE Ø 42 - Halter
			←	☐; 04/12→; +PR 1LA	24.3601-1731.5	240804	TRW Ø 60 - Halter
			←	☐; 04/12→; +PR 1LA	24.3601-1732.5	240805	TRW Ø 60 - Halter
			←	☐; 04/12→; +PR 1LJ	24.3606-1713.5	240892	TRW Ø 60 - Halter
			←	☐; 04/12→; +PR 1LJ	24.3606-1714.5	240893	TRW Ø 60 - Halter
			→	☐; 04/12→; +PR 1KW	24.6243-1715.5	240741	TRW Ø 43 + EMot / - Halter + FSB
			→	☐; 04/12→; +PR 1KW	24.6243-1716.5	240742	TRW Ø 43 + EMot / - Halter + FSB
			→	☐; 04/12→; +PR 2EA,2EE	24.6243-1723.5	240798	TRW Ø 43 + EMot / - Halter + FSB
			→	☐; 04/12→; +PR 2EA,2EE	24.6243-1724.5	240799	TRW Ø 43 + EMot / - Halter + FSB
<b>Führungshülzensatz, Bremssattel</b>							
1.8 TFSI	140	09/14→	←	+PR 1ZK	11.0101-7001.2	260139	ATE
2.0 TDI	100	01/12→	←	+PR 1LL	11.0101-7001.2	260139	ATE
2.0 TDI	110	09/14→					
2.0 TDI	140	11/13→					
2.0 TDI quattro	140	04/15→					
2.0 TFSI	132	05/11→					
2.0 TFSI	162	05/13→					
2.0 TFSI	185	09/14→					
2.0 TFSI hybrid	155	11/11→					
2.0 TFSI quattro	155	05/12→05/13					
2.0 TFSI quattro	162	05/13→					
2.0 TFSI quattro	183	05/15→					
2.0 TFSI quattro	185	05/14→					
2.8 FSI quattro	162	09/14→					
3.0 TDI	155	09/14→					
3.0 TDI	160	09/14→					
3.0 TDI quattro	155	09/14→					
3.0 TDI quattro	160	09/14→					
3.0 TDI quattro	200	09/14→					
3.0 TDI quattro	235	09/14→					
3.0 TDI quattro	240	09/14→					
3.0 TFSI quattro	245	09/14→					
S6 quattro	331	10/14→					
2.0 TDI	120	03/11→	←	04/11→; +PR 1ZK	11.0101-7001.2	260139	ATE
2.0 TDI	130	03/11→	←	04/11→; +PR 1LL	11.0101-7001.2	260139	ATE
2.0 TFSI	155	03/11→05/13					
2.8 FSI	150	11/10→04/15					
2.8 FSI quattro	150	11/10→04/15					
3.0 TDI	150	11/10→					
3.0 TDI quattro	150	03/11→					
3.0 TDI quattro	180	03/11→					
3.0 TFSI quattro	220	11/10→05/12					
3.0 TFSI quattro	228	03/11→					
3.0 TDI quattro	230	11/11→	←	12/11→; +PR 1ZK	11.0101-7001.2	260139	ATE
			←	12/11→; +PR 1LL	11.0101-7001.2	260139	ATE
S6 quattro	309	02/12→	←	04/12→; +PR 1LL	11.0101-7001.2	260139	ATE
			←	04/12→; +PR 1ZK	11.0101-7001.2	260139	ATE
<b>Führungsbolzen, Bremssattel</b>							
1.8 TFSI	140	09/14→		+PR 1ZK	11.8171-0096.1	250155	ATE
2.0 TDI	100	01/12→		+PR 1LL	11.8171-0096.1	250155	ATE
2.0 TDI	110	09/14→					
↓							










### AUDI - A6 (4G2, 4GC, C7) 11/10→








#### Führungsbolzen, Bremsattel

2.0 TDI	140	11/13→		+PR 1LF		11.8171-0096.1	250155	ATE
2.0 TDI quattro	140	04/15→						
2.0 TFSI	162	05/13→						
2.0 TFSI	185	09/14→						
2.0 TFSI hybrid	155	11/11→						
2.0 TFSI quattro	155	05/12→05/13						
2.0 TFSI quattro	162	05/13→						
2.0 TFSI quattro	183	05/15→						
2.0 TFSI quattro	185	05/14→						
2.8 FSI quattro	162	09/14→						
3.0 TDI	155	09/14→						
3.0 TDI	160	09/14→						
3.0 TDI quattro	155	09/14→						
3.0 TDI quattro	160	09/14→						
3.0 TDI quattro	200	09/14→						
3.0 TDI quattro	235	09/14→						
3.0 TDI quattro	240	09/14→						
3.0 TFSI quattro	245	09/14→						
S6 quattro	331	10/14→						
2.0 TDI	120	03/11→		04/11→; +PR 1ZK		11.8171-0096.1	250155	ATE
2.0 TDI	130	03/11→		04/11→; +PR 1LL		11.8171-0096.1	250155	ATE
2.0 TFSI	155	03/11→05/13						
2.8 FSI	150	11/10→04/15		07/11→; +PR 1LF		11.8171-0096.1	250155	ATE
2.8 FSI quattro	150	11/10→04/15						
3.0 TDI	150	11/10→						
3.0 TDI quattro	150	03/11→						
3.0 TDI quattro	180	03/11→						
3.0 TFSI quattro	220	11/10→05/12						
3.0 TFSI quattro	228	03/11→						
2.0 TFSI	132	05/11→		+PR 1ZK		11.8171-0096.1	250155	ATE
				+PR 1LL		11.8171-0096.1	250155	ATE
				07/11→; +PR 1LF		11.8171-0096.1	250155	ATE
3.0 TDI quattro	230	11/11→		12/11→; +PR 1LF		11.8171-0096.1	250155	ATE
				12/11→; +PR 1ZK		11.8171-0096.1	250155	ATE
				12/11→; +PR 1LL		11.8171-0096.1	250155	ATE
S6 quattro	309	02/12→		04/12→; +PR 1ZK		11.8171-0096.1	250155	ATE
				04/12→; +PR 1LF		11.8171-0096.1	250155	ATE
				04/12→; +PR 1LL		11.8171-0096.1	250155	ATE

#### Bremsschlauch

1.8 TFSI	140	09/14→	←	+PR 1LA,1LJ,1LL,1LF / 1LP	2	24.5140-0650.3	331500	L= 650
2.0 TDI	100	01/12→	←	+PR 1LU,1LW	2	24.5140-0670.3	331501	L= 670
2.0 TDI	110	09/14→						
2.0 TDI	140	11/13→						
2.0 TDI quattro	140	04/15→						
2.0 TFSI	132	05/11→						
2.0 TFSI	162	05/13→						
2.0 TFSI	185	09/14→						
2.0 TFSI hybrid	155	11/11→						
2.0 TFSI quattro	155	05/12→05/13						
2.0 TFSI quattro	162	05/13→						
2.0 TFSI quattro	183	05/15→						
2.0 TFSI quattro	185	05/14→						
2.8 FSI quattro	162	09/14→						
3.0 TDI	155	09/14→						
3.0 TDI	160	09/14→						
3.0 TDI quattro	155	09/14→						
3.0 TDI quattro	160	09/14→						
3.0 TDI quattro	200	09/14→						
3.0 TDI quattro	235	09/14→						
3.0 TDI quattro	240	09/14→						
3.0 TFSI quattro	245	09/14→						
S6 quattro	331	10/14→						
2.0 TDI	120	03/11→	←	04/11→; +PR 1LA,1LJ,1LL,1LF / 1LP	2	24.5140-0650.3	331500	L= 650
2.0 TDI	130	03/11→	←	04/11→; +PR 1LU,1LW	2	24.5140-0670.3	331501	L= 670
2.0 TFSI	155	03/11→05/13						
2.8 FSI	150	11/10→04/15						
2.8 FSI quattro	150	11/10→04/15						
3.0 TDI	150	11/10→						
3.0 TDI quattro	150	03/11→						
3.0 TDI quattro	180	03/11→						
3.0 TFSI quattro	220	11/10→05/12						
3.0 TFSI quattro	228	03/11→						
3.0 TDI quattro	230	11/11→	←	12/11→; +PR 1LA,1LJ,1LL,1LF / 1LP	2	24.5140-0650.3	331500	L= 650
			←	12/11→; +PR 1LU,1LW	2	24.5140-0670.3	331501	L= 670
S6 quattro	309	02/12→	←	04/12→; +PR 1LA,1LJ,1LL,1LF / 1LP	2	24.5140-0650.3	331500	L= 650
			←	04/12→; +PR 1LU,1LW	2	24.5140-0670.3	331501	L= 670

	kw			 	! #		
<b>AUDI - A6 Allroad (4FH, C6) 05/06→08/11</b>							
<b>Bremssattel</b>							
2.7 TDI quattro 3.0 TDI quattro	120 155	05/06→08/11 05/06→08/11	←	☐; → 05/11; +PR 1LG		11.9606-9953.2 220587	ATE Ø 60 - Halter
			←	☐; → 05/11; +PR 1LG		11.9606-9954.2 220588	ATE Ø 60 - Halter
			←	☐; → 05/11; +PR 1ZL		24.3606-9961.5 240970	ATE Ø 60 - Halter
			←	☐; → 05/11; +PR 1ZL		24.3606-9962.5 240971	ATE Ø 60 - Halter
			→	☐; → 4F-7-032500; +PR 1KD		24.6241-1701.7 220821	TRW Ø 41 + EMot / - Halter + FSB
			→	☐; → 4F-7-032500; +PR 1KD		24.6241-1702.7 220822	TRW Ø 41 + EMot / - Halter + FSB
			→	☐; 4F-7-032501→; → 05/11; +PR 1KD		24.6241-1707.7 220943	TRW Ø 41 + EMot / - Halter + FSB
			→	☐; 4F-7-032501→; → 05/11; +PR 1KD		24.6241-1708.7 220944	TRW Ø 41 + EMot / - Halter + FSB
			→	☐; → 4F-7-032500; +PR 1KW;2EE		24.6243-1701.7 220823	TRW Ø 43 + EMot / - Halter + FSB
			→	☐; → 4F-7-032500; +PR 1KW;2EE		24.6243-1702.7 220824	TRW Ø 43 + EMot / - Halter + FSB
			→	☐; 4F-7-032501→; → 05/11; +PR 1KW;2EE		24.6243-1709.7 221023	TRW Ø 43 + EMot / - Halter + FSB
			→	☐; 4F-7-032501→; → 05/11; +PR 1KW;2EE		24.6243-1710.7 221024	TRW Ø 43 + EMot / - Halter + FSB
2.7 TDI quattro 3.0 TDI quattro 3.2 FSI quattro 4.2 FSI quattro	132 171 188 257	05/06→10/08 05/06→10/08 05/06→10/08 05/06→12/10	←	☐; +PR 1LG		11.9606-9953.2 220587	ATE Ø 60 - Halter
			←	☐; +PR 1LG		11.9606-9954.2 220588	ATE Ø 60 - Halter
			←	☐; +PR 1ZL		24.3606-9961.5 240970	ATE Ø 60 - Halter
			←	☐; +PR 1ZL		24.3606-9962.5 240971	ATE Ø 60 - Halter
			→	☐; → 4F-7-032500; +PR 1KD		24.6241-1701.7 220821	TRW Ø 41 + EMot / - Halter + FSB
			→	☐; → 4F-7-032500; +PR 1KD		24.6241-1702.7 220822	TRW Ø 41 + EMot / - Halter + FSB
			→	☐; 4F-7-032501→; +PR 1KD		24.6241-1707.7 220943	TRW Ø 41 + EMot / - Halter + FSB
			→	☐; 4F-7-032501→; +PR 1KD		24.6241-1708.7 220944	TRW Ø 41 + EMot / - Halter + FSB
			→	☐; → 4F-7-032500; +PR 1KW;2EE		24.6243-1701.7 220823	TRW Ø 43 + EMot / - Halter + FSB
			→	☐; → 4F-7-032500; +PR 1KW;2EE		24.6243-1702.7 220824	TRW Ø 43 + EMot / - Halter + FSB
			→	☐; 4F-7-032501→; +PR 1KW;2EE		24.6243-1709.7 221023	TRW Ø 43 + EMot / - Halter + FSB
			→	☐; 4F-7-032501→; +PR 1KW;2EE		24.6243-1710.7 221024	TRW Ø 43 + EMot / - Halter + FSB
2.7 TDI quattro 3.0 TDI quattro 3.0 TFSI quattro	140 176 213	10/08→08/11 10/08→08/11 10/08→08/11	←	☐; → 05/11; +PR 1LG		11.9606-9953.2 220587	ATE Ø 60 - Halter
			←	☐; → 05/11; +PR 1LG		11.9606-9954.2 220588	ATE Ø 60 - Halter
			←	☐; → 05/11; +PR 1ZL		24.3606-9961.5 240970	ATE Ø 60 - Halter
			←	☐; → 05/11; +PR 1ZL		24.3606-9962.5 240971	ATE Ø 60 - Halter
			→	☐; → 05/11; +PR 1KD		24.6241-1707.7 220943	TRW Ø 41 + EMot / - Halter + FSB
			→	☐; → 05/11; +PR 1KD		24.6241-1708.7 220944	TRW Ø 41 + EMot / - Halter + FSB
			→	☐; → 05/11; +PR 1KW;2EE		24.6243-1709.7 221023	TRW Ø 43 + EMot / - Halter + FSB
			→	☐; → 05/11; +PR 1KW;2EE		24.6243-1710.7 221024	TRW Ø 43 + EMot / - Halter + FSB
<b>Halter, Bremssattel</b>							
2.7 TDI quattro	120	05/06→08/11	←	→ 05/11; +PR 1ZL		11.0230-0663.1 260131	ATE
2.7 TDI quattro	140	10/08→08/11					
3.0 TDI quattro	155	05/06→08/11	←	→ 05/11; +PR 1LG		11.0230-0807.1 260134	ATE
3.0 TDI quattro	176	10/08→08/11					
3.0 TFSI quattro	213	10/08→08/11					
2.7 TDI quattro	132	05/06→10/08	←	+PR 1ZL		11.0230-0663.1 260131	ATE
3.0 TDI quattro	171	05/06→10/08					
3.2 FSI quattro	188	05/06→10/08	←	+PR 1LG		11.0230-0807.1 260134	ATE
4.2 FSI quattro	257	05/06→12/10					
<b>Feder, Bremssattel</b>							
2.7 TDI quattro	120	05/06→08/11	←	→ 05/11; +PR 1ZL	2	11.8116-0410.2 390589	ATE
2.7 TDI quattro	140	10/08→08/11					
3.0 TDI quattro	155	05/06→08/11	←	→ 05/11; +PR 1LG	2	11.8116-0410.2 390589	ATE
↓							

	kw			 	! #		
<b>AUDI - A6 Allroad (4FH, C6) 05/06→08/11</b>							
<b>Feder, Bremsattel</b>							
3.0 TDI quattro	176	10/08→08/11	←	→ 05/11; +PR 1ZL	2	11.8116-0410.2	390589 ATE
3.0 TFSI quattro	213	10/08→08/11	←	→ 05/11; +PR 1LG	2	11.8116-0410.2	390589 ATE
2.7 TDI quattro	132	05/06→10/08	←	+PR 1ZL	2	11.8116-0410.2	390589 ATE
3.0 TDI quattro	171	05/06→10/08	←	+PR 1LG	2	11.8116-0410.2	390589 ATE
3.2 FSI quattro	188	05/06→10/08	←				
4.2 FSI quattro	257	05/06→12/10	←				
<b>Führungshülzensatz, Bremsattel</b>							
2.7 TDI quattro	120	05/06→08/11	←	→ 05/11; +PR 1LG		11.0101-5409.2	260035 ATE
2.7 TDI quattro	140	10/08→08/11	←	→ 05/11; +PR 1ZL		11.0101-5409.2	260035 ATE
3.0 TDI quattro	155	05/06→08/11	←				
3.0 TDI quattro	176	10/08→08/11	←				
3.0 TFSI quattro	213	10/08→08/11	←				
2.7 TDI quattro	132	05/06→10/08	←	+PR 1LG		11.0101-5409.2	260035 ATE
3.0 TDI quattro	171	05/06→10/08	←	+PR 1ZL		11.0101-5409.2	260035 ATE
3.2 FSI quattro	188	05/06→10/08	←				
4.2 FSI quattro	257	05/06→12/10	←				
<b>Führungsbolzen, Bremsattel</b>							
2.7 TDI quattro	120	05/06→08/11		→ 05/11; +PR 1ZL		11.8171-0008.1	990049 ATE
2.7 TDI quattro	140	10/08→08/11		→ 05/11; +PR 1LG		11.8171-0008.1	990049 ATE
3.0 TDI quattro	155	05/06→08/11					
3.0 TDI quattro	176	10/08→08/11					
3.0 TFSI quattro	213	10/08→08/11					
2.7 TDI quattro	132	05/06→10/08		+PR 1ZL		11.8171-0008.1	990049 ATE
3.0 TDI quattro	171	05/06→10/08		+PR 1LG		11.8171-0008.1	990049 ATE
3.2 FSI quattro	188	05/06→10/08					
4.2 FSI quattro	257	05/06→12/10					
<b>Dichtungssatz, Bremsattel</b>							
2.7 TDI quattro	120	05/06→08/11	←	→ 05/11; +PR 1LG		11.0441-6008.2	250038 ATE für Kolben-Ø [mm]: 60
2.7 TDI quattro	140	10/08→08/11	←	→ 05/11; +PR 1ZL		11.0441-6008.2	250038 ATE für Kolben-Ø [mm]: 60
3.0 TDI quattro	155	05/06→08/11	←				
3.0 TDI quattro	176	10/08→08/11	←				
3.0 TFSI quattro	213	10/08→08/11	←				
2.7 TDI quattro	132	05/06→10/08	←	+PR 1LG		11.0441-6008.2	250038 ATE für Kolben-Ø [mm]: 60
3.0 TDI quattro	171	05/06→10/08	←	+PR 1ZL		11.0441-6008.2	250038 ATE für Kolben-Ø [mm]: 60
3.2 FSI quattro	188	05/06→10/08	←				
4.2 FSI quattro	257	05/06→12/10	←				
<b>Bremsschlauch</b>							
2.7 TDI quattro	120	05/06→08/11	←	→ 05/11	2	83.7813-0315.3	330870 L= 315
2.7 TDI quattro	140	10/08→08/11	→	→ 05/11	2	24.5125-0323.3	330911 L= 323
3.0 TDI quattro	155	05/06→08/11	→				
3.0 TDI quattro	176	10/08→08/11	→				
3.0 TFSI quattro	213	10/08→08/11	→				
2.7 TDI quattro	132	05/06→10/08	←		2	83.7813-0315.3	330870 L= 315
3.0 TDI quattro	171	05/06→10/08	→		2	24.5125-0323.3	330911 L= 323
3.2 FSI quattro	188	05/06→10/08	→				
4.2 FSI quattro	257	05/06→12/10	→				
<b>AUDI - A6 Allroad (4GH, 4GJ) 01/12→09/18</b>							
<b>Bremssattel</b>							
3.0 TDI quattro	140	11/15→09/18	←	☐; +PR 1ZK		11.9426-9905.2	220985 ATE Ø 42 - Halter
3.0 TDI quattro	150	01/12→12/14	←	☐; +PR 1LL		11.9426-9905.2	220985 ATE Ø 42 - Halter
3.0 TDI quattro	155	09/14→09/18	←				
3.0 TDI quattro	160	09/14→09/18	←	☐; +PR 1ZK		11.9426-9906.2	220986 ATE Ø 42 - Halter
3.0 TDI quattro	180	01/12→06/16	←				
3.0 TDI quattro	200	09/14→09/18	←	☐; +PR 1LL		11.9426-9906.2	220986 ATE Ø 42 - Halter
3.0 TDI quattro	230	01/12→12/14	←	☐; +PR 1LJ		24.3606-1713.5	240892 TRW Ø 60 - Halter
3.0 TDI quattro	235	01/12→12/14	←	☐; +PR 1LJ		24.3606-1714.5	240893 TRW Ø 60 - Halter
3.0 TFSI quattro	228	01/12→12/14	←	☐; +PR 1LJ		24.3606-1714.5	240893 TRW Ø 60 - Halter
3.0 TFSI quattro	245	09/14→09/18	→	☐; +PR 2EA		24.6243-1723.5	240798 TRW Ø 43 + EMot / - Halter + FSB
			→	☐; +PR 2EA		24.6243-1724.5	240799 TRW Ø 43 + EMot / - Halter + FSB
<b>Führungshülzensatz, Bremsattel</b>							
3.0 TDI quattro	140	11/15→09/18	←	+PR 1ZK		11.0101-7001.2	260139 ATE
3.0 TDI quattro	150	01/12→12/14	←	+PR 1LL		11.0101-7001.2	260139 ATE
3.0 TDI quattro	155	09/14→09/18	←				
3.0 TDI quattro	160	09/14→09/18	←				
3.0 TDI quattro	180	01/12→06/16	←				
3.0 TDI quattro	200	09/14→09/18	←				
3.0 TDI quattro	230	01/12→12/14	←				
3.0 TDI quattro	235	01/12→12/14	←				
3.0 TFSI quattro	228	01/12→12/14	←				
3.0 TFSI quattro	245	09/14→09/18	↓				

### AUDI - A6 Allroad (4GH, 4GJ) 01/12→09/18

#### Führungsbolzen, Bremsattel

3.0 TDI quattro	140	11/15→09/18		+PR 1ZK		11.8171-0096.1	250155	ATE
3.0 TDI quattro	150	01/12→12/14		+PR 1LL		11.8171-0096.1	250155	ATE
3.0 TDI quattro	155	09/14→09/18						
3.0 TDI quattro	160	09/14→09/18						
3.0 TDI quattro	180	01/12→06/16						
3.0 TDI quattro	200	09/14→09/18						
3.0 TDI quattro	230	01/12→12/14						
3.0 TDI quattro	235	01/12→12/14						
3.0 TFSI quattro	228	01/12→12/14						
3.0 TFSI quattro	245	09/14→09/18						

#### Bremsschlauch

3.0 TDI quattro	140	11/15→09/18	←		2	24.5140-0650.3	331500	L= 650
3.0 TDI quattro	150	01/12→12/14						
3.0 TDI quattro	155	09/14→09/18						
3.0 TDI quattro	160	09/14→09/18						
3.0 TDI quattro	180	01/12→06/16						
3.0 TDI quattro	200	09/14→09/18						
3.0 TDI quattro	230	01/12→12/14						
3.0 TDI quattro	235	01/12→12/14						
3.0 TFSI quattro	228	01/12→12/14						
3.0 TFSI quattro	245	09/14→09/18						

### AUDI - A6 Avant (4A5, C4) 06/94→12/97








#### Bremsattel






























1.8	92	12/95→12/97	←	☐		24.3571-8505.5	240489	ATE Ø 57 - Halter
1.9 TDI	66	06/94→12/97	←	☐		24.3571-8506.5	240490	ATE Ø 57 - Halter
2.0	74	06/94→12/97	←	☐		24.3571-8506.5	240490	ATE Ø 57 - Halter
2.0	85	06/94→12/97	→	☐		24.3384-1709.5	240257	TRW Ø 38 - Halter
2.0 16V	103	06/94→12/97	→	☐		24.3384-1709.5	240257	TRW Ø 38 - Halter
2.3	98	06/94→12/95	→	☐		24.3384-1710.5	240258	TRW Ø 38 - Halter
2.5 TDI	84	01/95→12/97						
2.5 TDI	85	06/94→12/97						
1.8 quattro	92	12/95→12/97	←	☐		24.3571-8505.5	240489	ATE Ø 57 - Halter
2.0 16V quattro	103	06/94→12/97	←	☐		24.3571-8506.5	240490	ATE Ø 57 - Halter
			→	☐		24.3384-1703.5	240055	TRW Ø 38 - Halter
			→	☐		24.3384-1704.5	240056	TRW Ø 38 - Halter
2.3 quattro	98	06/94→12/95	←	☐; 08/94→		24.3571-8505.5	240489	ATE Ø 57 - Halter
			←	☐; 08/94→		24.3571-8506.5	240490	ATE Ø 57 - Halter
			→	☐; 08/94→		24.3384-1703.5	240055	TRW Ø 38 - Halter
			→	☐; 08/94→		24.3384-1704.5	240056	TRW Ø 38 - Halter
2.5 TDI	103	08/94→12/97	←	☐; 10/94→		24.3571-8507.5	240555	ATE Ø 57 - Halter
			←	☐; 10/94→		24.3571-8508.5	240556	ATE Ø 57 - Halter
			→	☐		24.3384-1709.5	240257	TRW Ø 38 - Halter
			→	☐		24.3384-1710.5	240258	TRW Ø 38 - Halter
2.5 TDI quattro	103	07/95→12/97	←	☐		24.3571-8507.5	240555	ATE Ø 57 - Halter
2.6 quattro	110	06/94→12/97	←	☐		24.3571-8508.5	240556	ATE Ø 57 - Halter
2.8 quattro	128	06/94→12/97	←	☐		24.3571-8508.5	240556	ATE Ø 57 - Halter
2.8 quattro	142	12/95→12/97	→	☐		24.3384-1703.5	240055	TRW Ø 38 - Halter
			→	☐		24.3384-1704.5	240056	TRW Ø 38 - Halter
2.6	102	06/94→02/97	←	☐		24.3571-8507.5	240555	ATE Ø 57 - Halter
2.6	110	06/94→12/97	←	☐		24.3571-8508.5	240556	ATE Ø 57 - Halter
2.8	128	06/94→12/97	←	☐		24.3571-8508.5	240556	ATE Ø 57 - Halter
2.8	142	12/95→12/97	→	☐		24.3384-1709.5	240257	TRW Ø 38 - Halter
			→	☐		24.3384-1710.5	240258	TRW Ø 38 - Halter
S6 4.2 quattro	213	06/94→12/97	→	☐; 09/94→		24.3434-1701.5	240357	TRW Ø 43 - Halter
			→	☐; 09/94→		24.3434-1702.5	240358	TRW Ø 43 - Halter
S6 Turbo quattro	169	06/94→12/97	→	☐		24.3434-1701.5	240357	TRW Ø 43 - Halter
			→	☐		24.3434-1702.5	240358	TRW Ø 43 - Halter

#### Halter, Bremsattel








2.5 TDI	103	08/94→12/97	←	10/94→	2	11.8170-0306.1	260102	ATE
2.5 TDI quattro	103	07/95→12/97	←		2	11.8170-0306.1	260102	ATE
2.6	102	06/94→02/97						
2.6	110	06/94→12/97						
2.6 quattro	110	06/94→12/97						
2.8	128	06/94→12/97						
2.8	142	12/95→12/97						
2.8 quattro	128	06/94→12/97						

















	kw			 	! #		
<b>AUDI - A6 Avant (4A5, C4) 06/94→12/97</b>							
<b>Halter, Bremssattel</b>							
2.8 quattro	142	12/95→12/97	←		2	11.8170-0306.1 260102	ATE
<b>Feder, Bremssattel</b>							
1.8	92	12/95→12/97	←		2	11.8116-0143.1 390513	ATE
1.8 quattro	92	12/95→12/97					
1.9 TDI	66	06/94→12/97					
2.0	74	06/94→12/97					
2.0	85	06/94→12/97					
2.0 16V	103	06/94→12/97					
2.0 16V quattro	103	06/94→12/97					
2.3	98	06/94→12/95					
2.5 TDI	84	01/95→12/97					
2.5 TDI	85	06/94→12/97					
2.5 TDI quattro	103	07/95→12/97					
2.6	102	06/94→02/97					
2.6	110	06/94→12/97					
2.6 quattro	110	06/94→12/97					
2.8	128	06/94→12/97					
2.8	142	12/95→12/97					
2.8 quattro	128	06/94→12/97					
2.8 quattro	142	12/95→12/97					
2.3 quattro	98	06/94→12/95	←	08/94→	2	11.8116-0143.1 390513	ATE
2.5 TDI	103	08/94→12/97	←	10/94→	2	11.8116-0143.1 390513	ATE
<b>Führungshülzensatz, Bremssattel</b>							
1.8	92	12/95→12/97	←			11.0101-5409.2 260035	ATE
1.8 quattro	92	12/95→12/97					
1.9 TDI	66	06/94→12/97					
2.0	74	06/94→12/97					
2.0	85	06/94→12/97					
2.0 16V	103	06/94→12/97					
2.0 16V quattro	103	06/94→12/97					
2.3	98	06/94→12/95					
2.5 TDI	84	01/95→12/97					
2.5 TDI	85	06/94→12/97					
2.5 TDI quattro	103	07/95→12/97					
2.6	102	06/94→02/97					
2.6	110	06/94→12/97					
2.6 quattro	110	06/94→12/97					
2.8	128	06/94→12/97					
2.8	142	12/95→12/97					
2.8 quattro	128	06/94→12/97					
2.8 quattro	142	12/95→12/97					
2.3 quattro	98	06/94→12/95	←	08/94→		11.0101-5409.2 260035	ATE
2.5 TDI	103	08/94→12/97	←	10/94→		11.0101-5409.2 260035	ATE
S6 4.2 quattro	213	06/94→12/97	→	09/94→		11.0101-5403.2 260010	TRW
S6 Turbo quattro	169	06/94→12/97	→			11.0101-5403.2 260010	TRW
<b>Führungsbolzen, Bremssattel</b>							
1.8	92	12/95→12/97	←			11.8171-0008.1 990049	ATE
1.9 TDI	66	06/94→12/97					
2.0	74	06/94→12/97					
2.0	85	06/94→12/97					
2.0 16V	103	06/94→12/97					
2.3	98	06/94→12/95					
2.5 TDI	84	01/95→12/97					
2.5 TDI	85	06/94→12/97					
2.6	102	06/94→02/97					
2.6	110	06/94→12/97					
2.8	128	06/94→12/97					
2.8	142	12/95→12/97					
1.8 quattro	92	12/95→12/97				11.8171-0008.1 990049	ATE
2.0 16V quattro	103	06/94→12/97					
2.5 TDI quattro	103	07/95→12/97					
2.6 quattro	110	06/94→12/97					
2.8 quattro	128	06/94→12/97					
2.8 quattro	142	12/95→12/97					
2.3 quattro	98	06/94→12/95		08/94→		11.8171-0008.1 990049	ATE
2.5 TDI	103	08/94→12/97	←	10/94→		11.8171-0008.1 990049	ATE
<b>Dichtungssatz, Bremssattel</b>							
1.8	92	12/95→12/97	←			11.0441-5704.2 250034	ATE
1.8 quattro	92	12/95→12/97					
1.9 TDI	66	06/94→12/97					
2.0	74	06/94→12/97					
2.0	85	06/94→12/97					
2.0 16V	103	06/94→12/97					
↓							

	kw			 	! #		
<b>AUDI - A6 Avant (4A5, C4) 06/94→12/97</b>							
<b>Dichtungssatz, Bremssattel</b>							
2.0 16V quattro	103	06/94→12/97	←			11.0441-5704.2 250034	ATE
2.3	98	06/94→12/95	←				
2.5 TDI	84	01/95→12/97	←				
2.5 TDI	85	06/94→12/97	←				
2.5 TDI quattro	103	07/95→12/97	←				
2.6	102	06/94→02/97	←				
2.6	110	06/94→12/97	←				
2.6 quattro	110	06/94→12/97	←				
2.8	128	06/94→12/97	←				
2.8	142	12/95→12/97	←				
2.8 quattro	128	06/94→12/97	←				
2.8 quattro	142	12/95→12/97	←				
2.3 quattro	98	06/94→12/95	←	08/94→		11.0441-5704.2 250034	ATE
2.5 TDI	103	08/94→12/97	←	10/94→		11.0441-5704.2 250034	ATE
<b> Bremsschlauch</b>							
1.8	92	12/95→12/97	←		2	24.5237-0273.3 331444	L= 273
1.9 TDI	66	06/94→12/97	←		2	24.5204-0180.3 331461	L= 180
2.0	74	06/94→12/97	→	am Bremssattel	2	24.5204-0180.3 331461	L= 180
2.0	85	06/94→12/97	←		2	83.6104-0180.3 330510	L= 180
2.0 16V	103	06/94→12/97	→		2	83.7824-0180.3 330812	L= 180
2.3	98	06/94→12/95	→		2	83.7824-0180.3 330812	L= 180
2.5 TDI	84	01/95→12/97	←		2	24.5237-0273.3 331444	L= 273
2.5 TDI	85	06/94→12/97	←		2	24.5237-0273.3 331444	L= 273
2.5 TDI	103	08/94→12/97	←		2	24.5113-0209.3 331300	L= 209
2.6	102	06/94→02/97	←		2	24.5113-0209.3 331300	L= 209
2.6	110	06/94→12/97	←		2	24.5113-0209.3 331300	L= 209
2.8	128	06/94→12/97	←		2	24.5113-0209.3 331300	L= 209
2.8	142	12/95→12/97	←		2	24.5113-0209.3 331300	L= 209
1.8 quattro	92	12/95→12/97	←		2	24.5237-0273.3 331444	L= 273
2.0 16V quattro	103	06/94→12/97	→		2	24.5113-0209.3 331300	L= 209
2.5 TDI quattro	103	07/95→12/97	→		2	24.5113-0209.3 331300	L= 209
2.6 quattro	110	06/94→12/97	→		2	24.5113-0209.3 331300	L= 209
2.8 quattro	128	06/94→12/97	→		2	24.5113-0209.3 331300	L= 209
2.8 quattro	142	12/95→12/97	→		2	24.5113-0209.3 331300	L= 209
S6 Turbo quattro	169	06/94→12/97	→		2	24.5113-0209.3 331300	L= 209
2.3 quattro	98	06/94→12/95	←	08/94→	2	24.5237-0273.3 331444	L= 273
			→	08/94→	2	24.5113-0209.3 331300	L= 209
S6 4.2 quattro	213	06/94→12/97	←	09/94→	2	24.5237-0273.3 331444	L= 273
			→	09/94→	2	24.5113-0209.3 331300	L= 209
S6 Plus quattro	240	04/96→12/97	←	06/96→	2	24.5237-0273.3 331444	L= 273
			→	06/96→	2	24.5113-0209.3 331300	L= 209
<b>AUDI - A6 Avant (4B5, C5) 11/97→01/05</b>							
<b> Bremssattel</b>							
1.8	85	02/98→01/05	←	 4B-2-031501→; +PR 1LF;1LT		11.9571-9835.2 220427	ATE Ø 57 - Halter
1.8	92	12/97→01/05	←	 → 4B-2-031500; +PR 1LF;1LT		11.9571-9835.2 220427	ATE Ø 57 - Halter
1.8 T	110	12/97→01/05	←	 → 4B-2-031500; +PR 1LF;1LT		11.9571-9836.2 220428	ATE Ø 57 - Halter
1.8 T	132	04/99→01/05	←	 → 4B-2-031500; +PR 1LF;1LT		11.9571-9836.2 220428	ATE Ø 57 - Halter
1.9 TDI	81	02/98→04/01	←	 4B-2-031501→; +PR 1LF;1LT		11.9571-9836.2 220428	ATE Ø 57 - Halter
1.9 TDI	85	07/00→01/05	←	 4B-2-031501→; +PR 1LF;1LT		11.9571-9836.2 220428	ATE Ø 57 - Halter
1.9 TDI	96	08/01→01/05	←	 4B-2-031501→; +PR 1LB;1LE		24.3571-8521.5 240495	ATE Ø 57 - Halter
2.0	96	08/01→01/05	←	 → 4B-2-031500; +PR 1LB;1LE		24.3571-8521.5 240495	ATE Ø 57 - Halter
2.4	100	07/98→01/05	←	 4B-2-031501→; +PR 1LB;1LE		24.3571-8522.5 240496	ATE Ø 57 - Halter
2.4	115	12/97→01/05	←	 → 4B-2-031500; +PR 1LB;1LE		24.3571-8522.5 240496	ATE Ø 57 - Halter
2.4	120	12/97→01/05	←	 4B-2-031501→; +PR 1LB;1LE		24.3571-8522.5 240496	ATE Ø 57 - Halter
2.4	121	12/97→01/05	←	 → 4B-2-031500; +PR 1LB;1LE		24.3571-8522.5 240496	ATE Ø 57 - Halter
2.4	125	08/01→01/05	←	 → 4B-2-031500; +PR 1LB;1LE		24.3571-8522.5 240496	ATE Ø 57 - Halter
2.5 TDI	110	12/97→01/05	→			24.3384-1731.5 240818	TRW Ø 38 - Halter
2.5 TDI	114	08/01→01/05	→			24.3384-1732.5 240819	TRW Ø 38 - Halter
2.5 TDI	120	07/02→01/05	→				
2.5 TDI	132	02/00→01/05	→				
2.8	132	12/97→05/00	→				
2.8	140	07/99→01/05	→				
2.8	142	12/97→01/05	→				
1.8 T quattro	110	12/97→01/05	←	→ 4B-2-031500; +PR 1LF;1LT		11.9571-9835.2 220427	ATE Ø 57 - Halter
1.8 T quattro	132	12/97→01/05	←	4B-2-031501→; +PR 1LF;1LT		11.9571-9835.2 220427	ATE Ø 57 - Halter
2.4 quattro	115	08/98→05/01	←	→ 4B-2-031500; +PR 1LF;1LT		11.9571-9836.2 220428	ATE Ø 57 - Halter
2.4 quattro	120	12/97→01/05	←	→ 4B-2-031500; +PR 1LF;1LT		11.9571-9836.2 220428	ATE Ø 57 - Halter
2.4 quattro	121	12/97→01/05	←	4B-2-031501→; +PR 1LF;1LT		11.9571-9836.2 220428	ATE Ø 57 - Halter
2.4 quattro	125	08/01→01/05	←	→ 4B-2-031500; +PR 1LB;1LE		24.3571-8521.5 240495	ATE Ø 57 - Halter
2.5 TDI quattro	110	12/97→01/05	←	4B-2-031501→; +PR 1LB;1LE		24.3571-8521.5 240495	ATE Ø 57 - Halter
2.5 TDI quattro	132	02/00→01/05	←	→ 4B-2-031500; +PR 1LB;1LE		24.3571-8522.5 240496	ATE Ø 57 - Halter
2.8 quattro	142	12/97→01/05	←	→ 4B-2-031500; +PR 1LB;1LE		24.3571-8522.5 240496	ATE Ø 57 - Halter
↓							



















	kw			 	! #			
<b>AUDI - A6 Avant (4B5, C5) 11/97→01/05</b>								
<b>Bremssattel</b>								
1.8 T quattro	110	12/97→01/05	←	☐; 4B-2-031501→; +PR 1LB;1LE		24.3571-8522.5	240496	ATE Ø 57 - Halter
1.8 T quattro	132	12/97→01/05	→	☐		24.3384-1733.5	240820	TRW Ø 38 - Halter
2.4 quattro	115	08/98→05/01	→	☐		24.3384-1734.5	240821	TRW Ø 38 - Halter
2.4 quattro	120	12/97→01/05	→	☐				
2.4 quattro	121	12/97→01/05	→	☐				
2.4 quattro	125	08/01→01/05	→	☐				
2.5 TDI quattro	110	12/97→01/05	→	☐				
2.5 TDI quattro	132	02/00→01/05	→	☐				
2.8 quattro	142	12/97→01/05	→	☐				
2.7 T	169	02/99→01/05	→	☐		24.3384-1731.5	240818	TRW Ø 38 - Halter
			→	☐		24.3384-1732.5	240819	TRW Ø 38 - Halter
2.7 T quattro	169	12/97→01/05	→	☐		24.3384-1733.5	240820	TRW Ø 38 - Halter
2.7 T quattro	184	08/01→01/05	→	☐		24.3384-1734.5	240821	TRW Ø 38 - Halter
3.0	160	06/01→01/05	←	☐		11.9606-9965.2	220817	ATE Ø 60 - Halter
3.0	162	08/01→01/05	←	☐		11.9606-9966.2	220818	ATE Ø 60 - Halter
			→	☐		24.3384-1731.5	240818	TRW Ø 38 - Halter
			→	☐		24.3384-1732.5	240819	TRW Ø 38 - Halter
3.0 quattro	160	06/01→01/05	←	☐		11.9606-9965.2	220817	ATE Ø 60 - Halter
3.0 quattro	162	08/01→01/05	←	☐		11.9606-9966.2	220818	ATE Ø 60 - Halter
3.7 quattro	191	03/99→01/05	→	☐		24.3384-1733.5	240820	TRW Ø 38 - Halter
			→	☐		24.3384-1734.5	240821	TRW Ø 38 - Halter
4.2 quattro	220	11/98→01/05	→	☐		24.3437-1701.7	220761	TRW Ø 43 - Halter
S6 quattro	250	09/99→01/05	→	☐		24.3437-1702.7	220762	TRW Ø 43 - Halter
<b>Halter, Bremssattel</b>								
1.8	85	02/98→01/05	←	→ 4B-2-031500; +PR 1LF;1LT	2	11.0230-0451.1	260130	ATE
1.8	92	12/97→01/05	←	→ 4B-2-031500; +PR 1LF;1LT		11.0230-0560.1	260125	ATE
1.8 T	110	12/97→01/05	←	→ 4B-2-031501→; +PR 1LB;1LE		11.0230-0569.1	260126	ATE
1.8 T	132	04/99→01/05	←	→ 4B-2-031501→; +PR 1LF;1LT				
1.8 T quattro	110	12/97→01/05	←	→ 4B-2-031501→; +PR 1LB;1LE	2	11.8170-0306.1	260102	ATE
1.8 T quattro	132	12/97→01/05	←	→ 4B-2-031500; +PR 1LB;1LE				
1.9 TDI	81	02/98→04/01						
1.9 TDI	85	07/00→01/05						
1.9 TDI	96	08/01→01/05						
2.0	96	08/01→01/05						
2.4	100	07/98→01/05						
2.4	115	12/97→01/05						
2.4	120	12/97→01/05						
2.4	121	12/97→01/05						
2.4	125	08/01→01/05						
2.4 quattro	115	08/98→05/01						
2.4 quattro	120	12/97→01/05						
2.4 quattro	121	12/97→01/05						
2.4 quattro	125	08/01→01/05						
2.5 TDI	110	12/97→01/05						
2.5 TDI	114	08/01→01/05						
2.5 TDI	120	07/02→01/05						
2.5 TDI	132	02/00→01/05						
2.5 TDI quattro	110	12/97→01/05						
2.5 TDI quattro	132	02/00→01/05						
2.8	132	12/97→05/00						
2.8	140	07/99→01/05						
2.8	142	12/97→01/05						
2.8 quattro	142	12/97→01/05						
3.0	160	06/01→01/05	←			11.0230-0630.1	260127	ATE
3.0	162	08/01→01/05						
3.0 quattro	160	06/01→01/05						
3.0 quattro	162	08/01→01/05						
3.7 quattro	191	03/99→01/05						
<b>Feder, Bremssattel</b>								
1.8	85	02/98→01/05	←	4B-2-031501→; +PR 1LF;1LT	2	11.8116-0143.1	390513	ATE
1.8	92	12/97→01/05	←	→ 4B-2-031500; +PR 1LF;1LT	2	11.8116-0143.1	390513	ATE
1.8 T	110	12/97→01/05	←	→ 4B-2-031500; +PR 1LF;1LT				
1.8 T	132	04/99→01/05	←	→ 4B-2-031500; +PR 1LB;1LE	2	11.8116-0143.1	390513	ATE
1.8 T quattro	110	12/97→01/05	←	→ 4B-2-031501→; +PR 1LB;1LE	2	11.8116-0143.1	390513	ATE
1.8 T quattro	132	12/97→01/05	←	→ 4B-2-031501→; +PR 1LB;1LE				
1.9 TDI	81	02/98→04/01						
1.9 TDI	85	07/00→01/05						
1.9 TDI	96	08/01→01/05						
2.0	96	08/01→01/05						
2.4	100	07/98→01/05						
2.4	115	12/97→01/05						
2.4	120	12/97→01/05						
↓								








	kw			 	! #		
<b>AUDI - A6 Avant (4B5, C5) 11/97→01/05</b>							
<b>Feder, Bremssattel</b>							
2.4	121	12/97→01/05	←	4B-2-031501→; +PR 1LF;1LT	2	11.8116-0143.1 390513	ATE
2.4	125	08/01→01/05	←				
2.4 quattro	115	08/98→05/01	←	→ 4B-2-031500; +PR 1LF;1LT	2	11.8116-0143.1 390513	ATE
2.4 quattro	120	12/97→01/05	←	→ 4B-2-031500; +PR 1LB;1LE	2	11.8116-0143.1 390513	ATE
2.4 quattro	121	12/97→01/05	←				
2.4 quattro	125	08/01→01/05	←	4B-2-031501→; +PR 1LB;1LE	2	11.8116-0143.1 390513	ATE
2.5 TDI	110	12/97→01/05					
2.5 TDI	114	08/01→01/05					
2.5 TDI	120	07/02→01/05					
2.5 TDI	132	02/00→01/05					
2.5 TDI quattro	110	12/97→01/05					
2.5 TDI quattro	132	02/00→01/05					
2.8	132	12/97→05/00					
2.8	140	07/99→01/05					
2.8	142	12/97→01/05					
2.8 quattro	142	12/97→01/05					
3.0	160	06/01→01/05	←		2	11.8116-0299.1 390446	ATE
3.0	162	08/01→01/05					
3.0 quattro	160	06/01→01/05					
3.0 quattro	162	08/01→01/05					
3.7 quattro	191	03/99→01/05					
<b>Führungshülzensatz, Bremssattel</b>							
1.8	85	02/98→01/05	←	4B-2-031501→; +PR 1LF;1LT		11.0101-5409.2 260035	ATE
1.8	92	12/97→01/05	←				
1.8 T	110	12/97→01/05	←	→ 4B-2-031500; +PR 1LF;1LT		11.0101-5409.2 260035	ATE
1.8 T	132	04/99→01/05	←	4B-2-031501→; +PR 1LB;1LE		11.0101-5409.2 260035	ATE
1.8 T quattro	110	12/97→01/05	←				
1.8 T quattro	132	12/97→01/05	←	→ 4B-2-031500; +PR 1LB;1LE		11.0101-5409.2 260035	ATE
1.9 TDI	81	02/98→04/01					
1.9 TDI	85	07/00→01/05					
1.9 TDI	96	08/01→01/05					
2.0	96	08/01→01/05					
2.4	100	07/98→01/05					
2.4	115	12/97→01/05					
2.4	120	12/97→01/05					
2.4	121	12/97→01/05					
2.4	125	08/01→01/05					
2.4 quattro	115	08/98→05/01					
2.4 quattro	120	12/97→01/05					
2.4 quattro	121	12/97→01/05					
2.4 quattro	125	08/01→01/05					
2.5 TDI	110	12/97→01/05					
2.5 TDI	114	08/01→01/05					
2.5 TDI	120	07/02→01/05					
2.5 TDI	132	02/00→01/05					
2.5 TDI quattro	110	12/97→01/05					
2.5 TDI quattro	132	02/00→01/05					
2.8	132	12/97→05/00					
2.8	140	07/99→01/05					
2.8	142	12/97→01/05					
2.8 quattro	142	12/97→01/05					
3.0	160	06/01→01/05	←			11.0101-5409.2 260035	ATE
3.0	162	08/01→01/05					
3.0 quattro	160	06/01→01/05					
3.0 quattro	162	08/01→01/05					
3.7 quattro	191	03/99→01/05					
<b>Führungsbolzen, Bremssattel</b>							
1.8	85	02/98→01/05		4B-2-031501→; +PR 1LB;1LE		11.8171-0008.1 990049	ATE
1.8	92	12/97→01/05					
1.8 T	110	12/97→01/05		4B-2-031501→; +PR 1LF;1LT		11.8171-0008.1 990049	ATE
1.8 T	132	04/99→01/05	←	→ 4B-2-031500; +PR 1LF;1LT		11.8171-0008.1 990049	ATE
1.8 T quattro	110	12/97→01/05	←				
1.8 T quattro	132	12/97→01/05	←	→ 4B-2-031500; +PR 1LB;1LE		11.8171-0008.1 990049	ATE
1.9 TDI	81	02/98→04/01					
1.9 TDI	85	07/00→01/05					
1.9 TDI	96	08/01→01/05					
2.0	96	08/01→01/05					
2.4	100	07/98→01/05					
2.4	115	12/97→01/05					
2.4	120	12/97→01/05					
2.4	121	12/97→01/05					
2.4	125	08/01→01/05					
2.4 quattro	115	08/98→05/01					
2.4 quattro	120	12/97→01/05					
2.4 quattro	121	12/97→01/05					
2.4 quattro	125	08/01→01/05					
2.5 TDI	110	12/97→01/05					
2.5 TDI	114	08/01→01/05					
2.5 TDI	120	07/02→01/05					
2.5 TDI	132	02/00→01/05					
2.5 TDI quattro	110	12/97→01/05					
↓							

	kW			 	! #		
<b>AUDI - A6 Avant (4B5, C5) 11/97→01/05</b>							
<b>Führungsbolzen, Bremsattel</b>							
2.5 TDI quattro	132	02/00→01/05		4B-2-031501→; +PR 1LB;1LE		11.8171-0008.1 990049	ATE
2.8	132	12/97→05/00					
2.8	140	07/99→01/05		4B-2-031501→; +PR 1LF;1LT		11.8171-0008.1 990049	ATE
2.8	142	12/97→01/05	←	→ 4B-2-031500; +PR 1LF;1LT		11.8171-0008.1 990049	ATE
2.8 quattro	142	12/97→01/05	←	→ 4B-2-031500; +PR 1LB;1LE		11.8171-0008.1 990049	ATE
3.0	160	06/01→01/05				11.8171-0008.1 990049	ATE
3.0	162	08/01→01/05					
3.0 quattro	160	06/01→01/05					
3.0 quattro	162	08/01→01/05					
3.7 quattro	191	03/99→01/05					
<b>Dichtungssatz, Bremsattel</b>							
1.8	85	02/98→01/05	←	→ 4B-2-031500; +PR 1LF;1LT		11.0441-5704.2 250034	ATE
1.8	92	12/97→01/05					
1.8 T	110	12/97→01/05	←	4B-2-031501→; +PR 1LF;1LT		11.0441-5704.2 250034	ATE
1.8 T	132	04/99→01/05	←	4B-2-031501→; +PR 1LB;1LE		11.0441-5704.2 250034	ATE
1.8 T quattro	110	12/97→01/05					
1.8 T quattro	132	12/97→01/05	←	→ 4B-2-031500; +PR 1LB;1LE		11.0441-5704.2 250034	ATE
1.9 TDI	81	02/98→04/01					
1.9 TDI	85	07/00→01/05					
1.9 TDI	96	08/01→01/05					
2.0	96	08/01→01/05					
2.4	100	07/98→01/05					
2.4	115	12/97→01/05					
2.4	120	12/97→01/05					
2.4	121	12/97→01/05					
2.4	125	08/01→01/05					
2.4 quattro	115	08/98→05/01					
2.4 quattro	120	12/97→01/05					
2.4 quattro	121	12/97→01/05					
2.4 quattro	125	08/01→01/05					
2.5 TDI	110	12/97→01/05					
2.5 TDI	114	08/01→01/05					
2.5 TDI	120	07/02→01/05					
2.5 TDI	132	02/00→01/05					
2.5 TDI quattro	110	12/97→01/05					
2.5 TDI quattro	132	02/00→01/05					
2.8	132	12/97→05/00					
2.8	140	07/99→01/05					
2.8	142	12/97→01/05					
2.8 quattro	142	12/97→01/05					
3.0	160	06/01→01/05	←			11.0441-6008.2 250038	ATE für Kolben-Ø [mm]: 60
3.0	162	08/01→01/05					
3.0 quattro	160	06/01→01/05					
3.0 quattro	162	08/01→01/05					
3.7 quattro	191	03/99→01/05					
<b>Bremsschlauch</b>							
1.8	85	02/98→01/05	←		2	83.7813-0295.3 330799	L= 295
1.8	92	12/97→01/05					
1.8 T	110	12/97→01/05	→	□ / am Bremsattel		24.1253-0030.3 331126	L= 184 mit Rohrleitung
1.8 T	132	04/99→01/05	→	□ / am Bremsattel		24.1253-0040.3 331127	L= 190 mit Rohrleitung
1.9 TDI	81	02/98→04/01					
1.9 TDI	85	07/00→01/05	→		2	83.6212-0170.3 330625	L= 170
1.9 TDI	96	08/01→01/05					
2.0	96	08/01→01/05					
2.4	100	07/98→01/05					
2.4	115	12/97→01/05					
2.4	120	12/97→01/05					
2.4	121	12/97→01/05					
2.4	125	08/01→01/05					
2.5 TDI	110	12/97→01/05					
2.5 TDI	114	08/01→01/05					
2.5 TDI	120	07/02→01/05					
2.5 TDI	132	02/00→01/05					
2.7 T	169	02/99→01/05					
2.8	132	12/97→05/00					
2.8	140	07/99→01/05					
2.8	142	12/97→01/05					
3.0	160	06/01→01/05					
3.0	162	08/01→01/05					
1.8 T quattro	110	12/97→01/05	←		2	83.7813-0295.3 330799	L= 295
1.8 T quattro	132	12/97→01/05					
2.4 quattro	115	08/98→05/01	→		2	24.5243-0310.3 330755	L= 310
2.4 quattro	120	12/97→01/05					
2.4 quattro	121	12/97→01/05					
2.4 quattro	125	08/01→01/05					
2.5 TDI quattro	110	12/97→01/05					
2.5 TDI quattro	132	02/00→01/05					
2.7 T quattro	169	12/97→01/05					
2.7 T quattro	184	08/01→01/05					
2.8 quattro	142	12/97→01/05					
↓							



	kw			 	! #		
<b>AUDI - A6 Avant (4B5, C5) 11/97→01/05</b>							
 <b>Bremsschlauch</b>							
3.0 quattro	160	06/01→01/05	←		2	83.7813-0295.3 330799	L= 295
3.0 quattro	162	08/01→01/05	→		2	24.5243-0310.3 330755	L= 310
3.7 quattro	191	03/99→01/05					
4.2 quattro	220	11/98→01/05					
S6 quattro	250	09/99→01/05					
RS6 plus quattro	353	04/04→01/05	←		2	83.6169-0418.3 330894	L= 422
RS6 quattro	331	07/02→01/05					
<b>AUDI - A6 Avant (4F5, C6) 03/05→08/11</b>							
 <b>Bremssattel</b>							
2.0 TDI	89	09/05→06/06	←	☐; +PR 1LT		11.9571-9835.2 220427	ATE Ø 57 - Halter
2.0 TDI	100	06/05→08/11	←	☐; +PR 1LT		11.9571-9836.2 220428	ATE Ø 57 - Halter
2.0 TDI	103	06/05→10/08	←				
2.0 TFSI	125	06/05→08/11	←	☐; +PR 1LG;1LD		11.9606-9953.2 220587	ATE Ø 60 - Halter
2.4	130	03/05→10/08	←				
2.4 quattro	130	03/05→10/08	←	☐; +PR 1LG;1LD		11.9606-9954.2 220588	ATE Ø 60 - Halter
2.7 TDI	120	03/05→08/11	←				
2.7 TDI	132	03/05→10/08	←	☐; +PR 1ZL;1LH		24.3606-9961.5 240970	ATE Ø 60 - Halter
2.7 TDI quattro	120	06/05→08/11	←	☐; +PR 1ZL;1LH		24.3606-9962.5 240971	ATE Ø 60 - Halter
2.7 TDI quattro	132	03/05→10/08	←				
2.8 FSI	154	11/06→10/08	→	☐; +PR 1KD;2ED; → 4F-7-016200		24.6241-1701.7 220821	TRW Ø 41 + EMot / - Halter + FSB
2.8 FSI quattro	154	06/07→10/08	→				
3.0	160	03/05→05/06	→	☐; +PR 1KD;2ED; → 4F-7-016200		24.6241-1702.7 220822	TRW Ø 41 + EMot / - Halter + FSB
3.0 quattro	160	03/05→05/06	→				
3.0 TDI quattro	155	03/05→08/11	→	☐; 4F-7-016201→; +PR 1KD,2ED,1KQ		24.6241-1707.7 220943	TRW Ø 41 + EMot / - Halter + FSB
3.0 TDI quattro	165	03/05→05/06	→				
3.0 TDI quattro	171	06/06→10/08	→				
3.2 FSI	188	03/05→10/08	→	☐; 4F-7-016201→; +PR 1KD,2ED,1KQ		24.6241-1708.7 220944	TRW Ø 41 + EMot / - Halter + FSB
3.2 FSI quattro	188	03/05→10/08	→				
4.2 FSI quattro	257	06/06→08/11	→	☐; +PR 1KW;2EE; → 4F-7-016200		24.6243-1701.7 220823	TRW Ø 43 + EMot / - Halter + FSB
4.2 quattro	246	03/05→05/06	→	☐; +PR 1KW;2EE; → 4F-7-016200		24.6243-1702.7 220824	TRW Ø 43 + EMot / - Halter + FSB
			→	☐; 4F-7-016201→; +PR 1KW;2EE		24.6243-1709.7 221023	TRW Ø 43 + EMot / - Halter + FSB
			→	☐; 4F-7-016201→; +PR 1KW;2EE		24.6243-1710.7 221024	TRW Ø 43 + EMot / - Halter + FSB
2.0 TDI	120	04/09→08/11	←	☐; +PR 1LT		11.9571-9835.2 220427	ATE Ø 57 - Halter
2.0 TDI	125	10/08→08/11	←				
2.7 TDI	140	10/08→08/11	←	☐; +PR 1LT		11.9571-9836.2 220428	ATE Ø 57 - Halter
2.7 TDI quattro	140	10/08→08/11	←	☐; +PR 1LG		11.9606-9953.2 220587	ATE Ø 60 - Halter
2.8 FSI	140	10/08→08/11	←				
2.8 FSI	162	10/08→08/11	←	☐; +PR 1LG		11.9606-9954.2 220588	ATE Ø 60 - Halter
2.8 FSI quattro	140	10/08→08/11	←				
2.8 FSI quattro	162	10/08→08/11	←	☐; +PR 1ZL		24.3606-9961.5 240970	ATE Ø 60 - Halter
3.0 TDI quattro	176	10/08→08/11	←	☐; +PR 1ZL		24.3606-9962.5 240971	ATE Ø 60 - Halter
3.0 TFSI quattro	213	10/08→08/11	→	☐; +PR 1KD,1KQ		24.6241-1707.7 220943	TRW Ø 41 + EMot / - Halter + FSB
3.0 TFSI quattro	220	10/08→08/11	→				
			→	☐; +PR 1KD,1KQ		24.6241-1708.7 220944	TRW Ø 41 + EMot / - Halter + FSB
			→	☐; +PR 1KW		24.6243-1709.7 221023	TRW Ø 43 + EMot / - Halter + FSB
			→	☐; +PR 1KW		24.6243-1710.7 221024	TRW Ø 43 + EMot / - Halter + FSB
<b>Halter, Bremssattel</b>							
2.0 TDI	89	09/05→06/06	←	+PR 1LT		11.0230-0569.1 260126	ATE
2.0 TDI	100	06/05→08/11	←				
2.0 TDI	103	06/05→10/08	←	+PR 1ZL;1LH		11.0230-0663.1 260131	ATE
2.0 TFSI	125	06/05→08/11	←	+PR 1LG;1LD		11.0230-0807.1 260134	ATE
2.4	130	03/05→10/08					
2.4 quattro	130	03/05→10/08					
2.7 TDI	120	03/05→08/11					
2.7 TDI	132	03/05→10/08					
2.7 TDI quattro	120	06/05→08/11					
2.7 TDI quattro	132	03/05→10/08					
2.8 FSI	154	11/06→10/08					
2.8 FSI quattro	154	06/07→10/08					
3.0	160	03/05→05/06					
3.0 quattro	160	03/05→05/06					
3.0 TDI quattro	155	03/05→08/11					
3.0 TDI quattro	165	03/05→05/06					
3.0 TDI quattro	171	06/06→10/08					
3.2 FSI	188	03/05→10/08					
3.2 FSI quattro	188	03/05→10/08					
4.2 FSI quattro	257	06/06→08/11					
4.2 quattro	246	03/05→05/06					
2.0 TDI	120	04/09→08/11	←	+PR 1LT		11.0230-0569.1 260126	ATE
↓							

	kW			 	! #		
<b>AUDI - A6 Avant (4F5, C6) 03/05→08/11</b>							
<b>Halter, Bremssattel</b>							
2.0 TDI	125	10/08→08/11	←	+PR 1ZL		11.0230-0663.1 260131	ATE
2.7 TDI	140	10/08→08/11	←	+PR 1LG		11.0230-0807.1 260134	ATE
2.7 TDI quattro	140	10/08→08/11	←				
2.8 FSI	140	10/08→08/11					
2.8 FSI	162	10/08→08/11					
2.8 FSI quattro	140	10/08→08/11					
2.8 FSI quattro	162	10/08→08/11					
3.0 TDI quattro	176	10/08→08/11					
3.0 TFSI quattro	213	10/08→08/11					
3.0 TFSI quattro	220	10/08→08/11					
<b>Feder, Bremssattel</b>							
2.0 TDI	89	09/05→06/06	←	+PR 1LG;1LD	2	11.8116-0347.2 390535	ATE
2.0 TDI	100	06/05→08/11	←	+PR 1LT	2	11.8116-0347.2 390535	ATE
2.0 TDI	103	06/05→10/08	←				
2.0 TFSI	125	06/05→08/11	←	+PR 1ZL;1LH	2	11.8116-0410.2 390589	ATE
2.4	130	03/05→10/08					
2.4 quattro	130	03/05→10/08					
2.7 TDI	120	03/05→08/11					
2.7 TDI	132	03/05→10/08					
2.7 TDI quattro	120	06/05→08/11					
2.7 TDI quattro	132	03/05→10/08					
2.8 FSI	154	11/06→10/08					
2.8 FSI quattro	154	06/07→10/08					
3.0	160	03/05→05/06					
3.0 quattro	160	03/05→05/06					
3.0 TDI quattro	155	03/05→08/11					
3.0 TDI quattro	165	03/05→05/06					
3.0 TDI quattro	171	06/06→10/08					
3.2 FSI	188	03/05→10/08					
3.2 FSI quattro	188	03/05→10/08					
4.2 FSI quattro	257	06/06→08/11					
4.2 quattro	246	03/05→05/06					
2.0 TDI	120	04/09→08/11	←	+PR 1LG	2	11.8116-0347.2 390535	ATE
2.0 TDI	125	10/08→08/11	←	+PR 1LT	2	11.8116-0347.2 390535	ATE
2.7 TDI	140	10/08→08/11	←				
2.7 TDI quattro	140	10/08→08/11	←	+PR 1ZL	2	11.8116-0410.2 390589	ATE
2.8 FSI	140	10/08→08/11					
2.8 FSI	162	10/08→08/11					
2.8 FSI quattro	140	10/08→08/11					
2.8 FSI quattro	162	10/08→08/11					
3.0 TDI quattro	176	10/08→08/11					
3.0 TFSI quattro	213	10/08→08/11					
3.0 TFSI quattro	220	10/08→08/11					
<b>Führungshülsensatz, Bremssattel</b>							
2.0 TDI	89	09/05→06/06	←	+PR 1LG;1LD		11.0101-5409.2 260035	ATE
2.0 TDI	100	06/05→08/11	←	+PR 1ZL;1LH		11.0101-5409.2 260035	ATE
2.0 TDI	103	06/05→10/08	←				
2.0 TFSI	125	06/05→08/11	←	+PR 1LT		11.0101-5409.2 260035	ATE
2.4	130	03/05→10/08					
2.4 quattro	130	03/05→10/08					
2.7 TDI	120	03/05→08/11					
2.7 TDI	132	03/05→10/08					
2.7 TDI quattro	120	06/05→08/11					
2.7 TDI quattro	132	03/05→10/08					
2.8 FSI	154	11/06→10/08					
2.8 FSI quattro	154	06/07→10/08					
3.0	160	03/05→05/06					
3.0 quattro	160	03/05→05/06					
3.0 TDI quattro	155	03/05→08/11					
3.0 TDI quattro	165	03/05→05/06					
3.0 TDI quattro	171	06/06→10/08					
3.2 FSI	188	03/05→10/08					
3.2 FSI quattro	188	03/05→10/08					
4.2 FSI quattro	257	06/06→08/11					
4.2 quattro	246	03/05→05/06					
2.0 TDI	120	04/09→08/11	←	+PR 1LG		11.0101-5409.2 260035	ATE
2.0 TDI	125	10/08→08/11	←	+PR 1ZL		11.0101-5409.2 260035	ATE
2.7 TDI	140	10/08→08/11	←				
2.7 TDI quattro	140	10/08→08/11	←	+PR 1LT		11.0101-5409.2 260035	ATE
2.8 FSI	140	10/08→08/11					
2.8 FSI	162	10/08→08/11					
2.8 FSI quattro	140	10/08→08/11					
2.8 FSI quattro	162	10/08→08/11					
3.0 TDI quattro	176	10/08→08/11					
3.0 TFSI quattro	213	10/08→08/11					
3.0 TFSI quattro	220	10/08→08/11					
<b>Führungsbolzen, Bremssattel</b>							
2.0 TDI	89	09/05→06/06		+PR 1ZL;1LH		11.8171-0008.1 990049	ATE
2.0 TDI	100	06/05→08/11					
2.0 TDI	103	06/05→10/08		+PR 1LG;1LD		11.8171-0008.1 990049	ATE
↓							

	kw			 	! #		
<b>AUDI - A6 Avant (4F5, C6) 03/05→08/11</b>							
<b>Führungsbolzen, Bremsattel</b>							
2.0 TFSI	125	06/05→08/11		+PR 1LT		11.8171-0008.1	990049 ATE
2.4	130	03/05→10/08					
2.4 quattro	130	03/05→10/08					
2.7 TDI	120	03/05→08/11					
2.7 TDI	132	03/05→10/08					
2.7 TDI quattro	120	06/05→08/11					
2.7 TDI quattro	132	03/05→10/08					
2.8 FSI	154	11/06→10/08					
2.8 FSI quattro	154	06/07→10/08					
3.0	160	03/05→05/06					
3.0 quattro	160	03/05→05/06					
3.0 TDI quattro	155	03/05→08/11					
3.0 TDI quattro	165	03/05→05/06					
3.0 TDI quattro	171	06/06→10/08					
3.2 FSI	188	03/05→10/08					
3.2 FSI quattro	188	03/05→10/08					
4.2 FSI quattro	257	06/06→08/11					
4.2 quattro	246	03/05→05/06					
2.0 TDI	120	04/09→08/11		+PR 1ZL		11.8171-0008.1	990049 ATE
2.0 TDI	125	10/08→08/11		+PR 1LT		11.8171-0008.1	990049 ATE
2.7 TDI	140	10/08→08/11					
2.7 TDI quattro	140	10/08→08/11		+PR 1LG		11.8171-0008.1	990049 ATE
2.8 FSI	140	10/08→08/11					
2.8 FSI	162	10/08→08/11					
2.8 FSI quattro	140	10/08→08/11					
2.8 FSI quattro	162	10/08→08/11					
3.0 TDI quattro	176	10/08→08/11					
3.0 TFSI quattro	213	10/08→08/11					
3.0 TFSI quattro	220	10/08→08/11					
S6 quattro	320	03/06→08/11	←			11.8171-0067.1	250153 ATE
<b>Dichtungssatz, Bremsattel</b>							
2.0 TDI	89	09/05→06/06	←	+PR 1LT		11.0441-5704.2	250034 ATE
2.0 TDI	100	06/05→08/11	←				
2.0 TDI	103	06/05→10/08	←	+PR 1LG;1LD		11.0441-6008.2	250038 ATE für Kolben-Ø [mm]: 60
2.0 TFSI	125	06/05→08/11	←	+PR 1ZL;1LH		11.0441-6008.2	250038 ATE für Kolben-Ø [mm]: 60
2.4	130	03/05→10/08					
2.4 quattro	130	03/05→10/08					
2.7 TDI	120	03/05→08/11					
2.7 TDI	132	03/05→10/08					
2.7 TDI quattro	120	06/05→08/11					
2.7 TDI quattro	132	03/05→10/08					
2.8 FSI	154	11/06→10/08					
2.8 FSI quattro	154	06/07→10/08					
3.0	160	03/05→05/06					
3.0 quattro	160	03/05→05/06					
3.0 TDI quattro	155	03/05→08/11					
3.0 TDI quattro	165	03/05→05/06					
3.0 TDI quattro	171	06/06→10/08					
3.2 FSI	188	03/05→10/08					
3.2 FSI quattro	188	03/05→10/08					
4.2 FSI quattro	257	06/06→08/11					
4.2 quattro	246	03/05→05/06					
2.0 TDI	120	04/09→08/11	←	+PR 1LT		11.0441-5704.2	250034 ATE
2.0 TDI	125	10/08→08/11	←				
2.7 TDI	140	10/08→08/11	←	+PR 1LG		11.0441-6008.2	250038 ATE für Kolben-Ø [mm]: 60
2.7 TDI quattro	140	10/08→08/11	←	+PR 1ZL		11.0441-6008.2	250038 ATE für Kolben-Ø [mm]: 60
2.8 FSI	140	10/08→08/11					
2.8 FSI	162	10/08→08/11					
2.8 FSI quattro	140	10/08→08/11					
2.8 FSI quattro	162	10/08→08/11					
3.0 TDI quattro	176	10/08→08/11					
3.0 TFSI quattro	213	10/08→08/11					
3.0 TFSI quattro	220	10/08→08/11					
<b>Bremsschlauch</b>							
2.0 TDI	89	09/05→06/06	←		2	83.7813-0315.3	330870 L= 315
2.0 TDI	100	06/05→08/11	→		2	24.5125-0323.3	330911 L= 323
2.0 TDI	103	06/05→10/08					
2.0 TDI	120	04/09→08/11					
2.0 TDI	125	10/08→08/11					
2.0 TFSI	125	06/05→08/11					
2.4	130	03/05→10/08					
2.4 quattro	130	03/05→10/08					
2.7 TDI	120	03/05→08/11					
2.7 TDI	132	03/05→10/08					
2.7 TDI	140	10/08→08/11					
2.7 TDI quattro	120	06/05→08/11					
2.7 TDI quattro	132	03/05→10/08					
2.7 TDI quattro	140	10/08→08/11					
2.8 FSI	140	10/08→08/11					
2.8 FSI	154	11/06→10/08					
↓							

**AUDI - A6 Avant (4F5, C6) 03/05→08/11**

**Bremsschlauch**






























2.8 FSI	162	10/08→08/11	←		2	83.7813-0315.3	330870	L= 315
2.8 FSI quattro	140	10/08→08/11	→		2	24.5125-0323.3	330911	L= 323
2.8 FSI quattro	154	06/07→10/08						
2.8 FSI quattro	162	10/08→08/11						
3.0	160	03/05→05/06						
3.0 quattro	160	03/05→05/06						
3.0 TDI quattro	155	03/05→08/11						
3.0 TDI quattro	165	03/05→05/06						
3.0 TDI quattro	171	06/06→10/08						
3.0 TDI quattro	176	10/08→08/11						
3.0 TFSI quattro	213	10/08→08/11						
3.0 TFSI quattro	220	10/08→08/11						
3.2 FSI	188	03/05→10/08						
3.2 FSI quattro	188	03/05→10/08						
4.2 FSI quattro	257	06/06→08/11						
4.2 quattro	246	03/05→05/06						
S6 quattro	320	03/06→08/11						

**AUDI - A6 Avant (4G5, 4GD, C7) 05/11→**








**Bremssattel**









1.8 TFSI	140	09/14→	←	☐; +PR 1LL		11.9426-9905.2	220985	ATE Ø 42 - Halter
2.0 TDI	100	01/12→	←	☐; +PR 1LF		11.9426-9905.2	220985	ATE Ø 42 - Halter
2.0 TDI	110	09/14→	←	☐; +PR 1ZK		11.9426-9905.2	220985	ATE Ø 42 - Halter
2.0 TDI quattro	140	11/13→	←	☐; +PR 1ZK		11.9426-9905.2	220985	ATE Ø 42 - Halter
2.0 TDI quattro	140	04/15→	←	☐; +PR 1LF		11.9426-9906.2	220986	ATE Ø 42 - Halter
2.0 TFSI	132	06/11→	←	☐; +PR 1LF		11.9426-9906.2	220986	ATE Ø 42 - Halter
2.0 TFSI	185	09/14→	←	☐; +PR 1ZK		11.9426-9906.2	220986	ATE Ø 42 - Halter
2.0 TFSI quattro	183	05/15→	←	☐; +PR 1ZK		11.9426-9906.2	220986	ATE Ø 42 - Halter
2.0 TFSI quattro	185	05/15→	←	☐; +PR 1LL		11.9426-9906.2	220986	ATE Ø 42 - Halter
2.8 FSI quattro	162	09/14→	←	☐; +PR 1LA		24.3601-1731.5	240804	TRW Ø 60 - Halter
3.0 TDI	155	09/14→	←	☐; +PR 1LA		24.3601-1732.5	240805	TRW Ø 60 - Halter
3.0 TDI	160	09/14→	←	☐; +PR 1LA		24.3601-1732.5	240805	TRW Ø 60 - Halter
3.0 TDI quattro	155	09/14→	←	☐; +PR 1LA		24.3601-1732.5	240805	TRW Ø 60 - Halter
3.0 TDI quattro	160	09/14→	←	☐; +PR 1LJ		24.3606-1713.5	240892	TRW Ø 60 - Halter
3.0 TDI quattro	200	09/14→	←	☐; +PR 1LJ		24.3606-1714.5	240893	TRW Ø 60 - Halter
3.0 TDI quattro	235	09/14→09/18	←	☐; +PR 1LJ		24.3606-1714.5	240893	TRW Ø 60 - Halter
3.0 TDI quattro	240	09/14→	→	☐; +PR 1KW		24.6243-1715.5	240741	TRW Ø 43 + EMot / - Halter + FSB
3.0 TFSI quattro	228	11/11→	→	☐; +PR 1KW		24.6243-1715.5	240741	TRW Ø 43 + EMot / - Halter + FSB
3.0 TFSI quattro	245	09/14→09/18	→	☐; +PR 1KW		24.6243-1716.5	240742	TRW Ø 43 + EMot / - Halter + FSB
S6 quattro	331	10/14→	→	☐; +PR 1KW		24.6243-1716.5	240742	TRW Ø 43 + EMot / - Halter + FSB
			→	☐; +PR 2EA,2EE		24.6243-1723.5	240798	TRW Ø 43 + EMot / - Halter + FSB
			→	☐; +PR 2EA,2EE		24.6243-1724.5	240799	TRW Ø 43 + EMot / - Halter + FSB
2.0 TDI	120	05/11→	←	☐; 09/11→; +PR 1LF		11.9426-9905.2	220985	ATE Ø 42 - Halter
2.0 TDI	130	05/11→	←	☐; 09/11→; +PR 1LF		11.9426-9905.2	220985	ATE Ø 42 - Halter
2.8 FSI	150	05/11→04/15	←	☐; 09/11→; +PR 1LL		11.9426-9905.2	220985	ATE Ø 42 - Halter
2.8 FSI quattro	150	05/11→04/15	←	☐; 09/11→; +PR 1ZK		11.9426-9905.2	220985	ATE Ø 42 - Halter
3.0 TDI	150	05/11→	←	☐; 09/11→; +PR 1ZK		11.9426-9905.2	220985	ATE Ø 42 - Halter
3.0 TDI quattro	150	05/11→	←	☐; 09/11→; +PR 1LL		11.9426-9906.2	220986	ATE Ø 42 - Halter
3.0 TDI quattro	180	05/11→	←	☐; 09/11→; +PR 1ZK		11.9426-9906.2	220986	ATE Ø 42 - Halter
3.0 TFSI quattro	220	05/11→05/12	←	☐; 09/11→; +PR 1LF		11.9426-9906.2	220986	ATE Ø 42 - Halter
			←	☐; 09/11→; +PR 1LA		24.3601-1731.5	240804	TRW Ø 60 - Halter
			←	☐; 09/11→; +PR 1LA		24.3601-1732.5	240805	TRW Ø 60 - Halter
			←	☐; 09/11→; +PR 1LJ		24.3606-1713.5	240892	TRW Ø 60 - Halter
			←	☐; 09/11→; +PR 1LJ		24.3606-1714.5	240893	TRW Ø 60 - Halter
			→	☐; 09/11→; +PR 1KW		24.6243-1715.5	240741	TRW Ø 43 + EMot / - Halter + FSB
			→	☐; 09/11→; +PR 1KW		24.6243-1716.5	240742	TRW Ø 43 + EMot / - Halter + FSB
			→	☐; 09/11→; +PR 2EA,2EE		24.6243-1723.5	240798	TRW Ø 43 + EMot / - Halter + FSB
			→	☐; 09/11→; +PR 2EA,2EE		24.6243-1724.5	240799	TRW Ø 43 + EMot / - Halter + FSB
3.0 TDI quattro	230	11/11→	←	☐; 12/11→; +PR 1ZK		11.9426-9905.2	220985	ATE Ø 42 - Halter
			←	☐; 12/11→; +PR 1LL		11.9426-9905.2	220985	ATE Ø 42 - Halter
			←	☐; 12/11→; +PR 1LF		11.9426-9905.2	220985	ATE Ø 42 - Halter
			←	☐; 12/11→; +PR 1LF		11.9426-9906.2	220986	ATE Ø 42 - Halter
			←	☐; 12/11→; +PR 1LL		11.9426-9906.2	220986	ATE Ø 42 - Halter
			←	☐; 12/11→; +PR 1ZK		11.9426-9906.2	220986	ATE Ø 42 - Halter
			←	☐; 12/11→; +PR 1LA		24.3601-1731.5	240804	TRW Ø 60 - Halter






















	kw			 	! #			
<b>AUDI - A6 Avant (4G5, 4GD, C7) 05/11→</b>								
<b> Bremssattel</b>								
3.0 TDI quattro	230	11/11→	←	 ; 12/11→; +PR 1LA	24.3601-1732.5	240805	TRW Ø 60 - Halter	
			←	 ; 12/11→; +PR 1LJ	24.3606-1713.5	240892	TRW Ø 60 - Halter	
			←	 ; 12/11→; +PR 1LJ	24.3606-1714.5	240893	TRW Ø 60 - Halter	
			→	 ; 12/11→; +PR 1KW	24.6243-1715.5	240741	TRW Ø 43 + EMot / - Halter + FSB	
			→	 ; 12/11→; +PR 1KW	24.6243-1716.5	240742	TRW Ø 43 + EMot / - Halter + FSB	
			→	 ; 12/11→; +PR 2EA,2EE	24.6243-1723.5	240798	TRW Ø 43 + EMot / - Halter + FSB	
			→	 ; 12/11→; +PR 2EA,2EE	24.6243-1724.5	240799	TRW Ø 43 + EMot / - Halter + FSB	
S6 quattro	309	02/12→	←	 ; 04/12→; +PR 1ZK	11.9426-9905.2	220985	ATE Ø 42 - Halter	
			←	 ; 04/12→; +PR 1LF	11.9426-9905.2	220985	ATE Ø 42 - Halter	
			←	 ; 04/12→; +PR 1LL	11.9426-9905.2	220985	ATE Ø 42 - Halter	
			←	 ; 04/12→; +PR 1LF	11.9426-9906.2	220986	ATE Ø 42 - Halter	
			←	 ; 04/12→; +PR 1LL	11.9426-9906.2	220986	ATE Ø 42 - Halter	
			←	 ; 04/12→; +PR 1ZK	11.9426-9906.2	220986	ATE Ø 42 - Halter	
			←	 ; 04/12→; +PR 1LA	24.3601-1731.5	240804	TRW Ø 60 - Halter	
			←	 ; 04/12→; +PR 1LA	24.3601-1732.5	240805	TRW Ø 60 - Halter	
			←	 ; 04/12→; +PR 1LJ	24.3606-1713.5	240892	TRW Ø 60 - Halter	
			←	 ; 04/12→; +PR 1LJ	24.3606-1714.5	240893	TRW Ø 60 - Halter	
			→	 ; 04/12→; +PR 1KW	24.6243-1715.5	240741	TRW Ø 43 + EMot / - Halter + FSB	
			→	 ; 04/12→; +PR 1KW	24.6243-1716.5	240742	TRW Ø 43 + EMot / - Halter + FSB	
			→	 ; 04/12→; +PR 2EA,2EE	24.6243-1723.5	240798	TRW Ø 43 + EMot / - Halter + FSB	
			→	 ; 04/12→; +PR 2EA,2EE	24.6243-1724.5	240799	TRW Ø 43 + EMot / - Halter + FSB	
<b>Führungshülzensatz, Bremssattel</b>								
1.8 TFSI	140	09/14→	←	+PR 1LF	11.0101-7001.2	260139	ATE	
2.0 TDI	100	01/12→	←	+PR 1ZK	11.0101-7001.2	260139	ATE	
2.0 TDI	110	09/14→	←	+PR 1ZK	11.0101-7001.2	260139	ATE	
2.0 TDI	140	11/13→	←	+PR 1LL	11.0101-7001.2	260139	ATE	
2.0 TDI quattro	140	04/15→	←	+PR 1LL	11.0101-7001.2	260139	ATE	
2.0 TFSI	132	06/11→						
2.0 TFSI	185	09/14→						
2.0 TFSI quattro	183	05/15→						
2.0 TFSI quattro	185	05/15→						
2.8 FSI quattro	162	09/14→						
3.0 TDI	155	09/14→						
3.0 TDI	160	09/14→						
3.0 TDI quattro	155	09/14→						
3.0 TDI quattro	160	09/14→						
3.0 TDI quattro	200	09/14→						
3.0 TDI quattro	235	09/14→09/18						
3.0 TDI quattro	240	09/14→						
3.0 TFSI quattro	228	11/11→						
3.0 TFSI quattro	245	09/14→09/18						
S6 quattro	331	10/14→						
2.0 TDI	120	05/11→	←	09/11→; +PR 1LF	11.0101-7001.2	260139	ATE	
2.0 TDI	130	05/11→	←	09/11→; +PR 1ZK	11.0101-7001.2	260139	ATE	
2.8 FSI	150	05/11→04/15	←	09/11→; +PR 1ZK	11.0101-7001.2	260139	ATE	
2.8 FSI quattro	150	05/11→04/15	←	09/11→; +PR 1LL	11.0101-7001.2	260139	ATE	
3.0 TDI	150	05/11→						
3.0 TDI quattro	150	05/11→						
3.0 TDI quattro	180	05/11→						
3.0 TFSI quattro	220	05/11→05/12						
3.0 TDI quattro	230	11/11→	←	12/11→; +PR 1ZK	11.0101-7001.2	260139	ATE	
			←	12/11→; +PR 1LL	11.0101-7001.2	260139	ATE	
			←	12/11→; +PR 1LF	11.0101-7001.2	260139	ATE	
S6 quattro	309	02/12→	←	04/12→; +PR 1LL	11.0101-7001.2	260139	ATE	
			←	04/12→; +PR 1ZK	11.0101-7001.2	260139	ATE	
			←	04/12→; +PR 1LF	11.0101-7001.2	260139	ATE	
<b>Führungsbolzen, Bremssattel</b>								
1.8 TFSI	140	09/14→		+PR 1LF	2	11.8171-0096.1	250155	ATE
↓								












	kw			 	! #			
<b>AUDI - A6 Avant (4G5, 4GD, C7) 05/11→</b>								
<b>Führungsbolzen, Bremsattel</b>								
2.0 TDI	100	01/12→		+PR 1ZK	2	11.8171-0096.1	250155	ATE
2.0 TDI	110	09/14→		+PR 1LL	2	11.8171-0096.1	250155	ATE
2.0 TDI	140	11/13→						
2.0 TDI quattro	140	04/15→						
2.0 TFSI	132	06/11→						
2.0 TFSI	185	09/14→						
2.0 TFSI quattro	183	05/15→						
2.0 TFSI quattro	185	05/15→						
2.8 FSI quattro	162	09/14→						
3.0 TDI	155	09/14→						
3.0 TDI	160	09/14→						
3.0 TDI quattro	155	09/14→						
3.0 TDI quattro	160	09/14→						
3.0 TDI quattro	200	09/14→						
3.0 TDI quattro	235	09/14→09/18						
3.0 TDI quattro	240	09/14→						
3.0 TFSI quattro	228	11/11→						
3.0 TFSI quattro	245	09/14→09/18						
S6 quattro	331	10/14→						
2.0 TDI	120	05/11→		09/11→; +PR 1LF	2	11.8171-0096.1	250155	ATE
2.0 TDI	130	05/11→		09/11→; +PR 1ZK	2	11.8171-0096.1	250155	ATE
2.8 FSI	150	05/11→04/15		09/11→; +PR 1LL	2	11.8171-0096.1	250155	ATE
2.8 FSI quattro	150	05/11→04/15						
3.0 TDI	150	05/11→						
3.0 TDI quattro	150	05/11→						
3.0 TDI quattro	180	05/11→						
3.0 TFSI quattro	220	05/11→05/12						
3.0 TDI quattro	230	11/11→		12/11→; +PR 1LF	2	11.8171-0096.1	250155	ATE
				12/11→; +PR 1LL	2	11.8171-0096.1	250155	ATE
				12/11→; +PR 1ZK	2	11.8171-0096.1	250155	ATE
S6 quattro	309	02/12→		04/12→; +PR 1LF	2	11.8171-0096.1	250155	ATE
				04/12→; +PR 1ZK	2	11.8171-0096.1	250155	ATE
				04/12→; +PR 1LL	2	11.8171-0096.1	250155	ATE
<b>Bremsschlauch</b>								
1.8 TFSI	140	09/14→	←	+PR 1LA,1LJ,1LL,1LF / 1LP	2	24.5140-0650.3	331500	L= 650
2.0 TDI	100	01/12→	←	+PR 1LU,1LW	2	24.5140-0670.3	331501	L= 670
2.0 TDI	110	09/14→						
2.0 TDI	140	11/13→						
2.0 TDI quattro	140	04/15→						
2.0 TFSI	132	06/11→						
2.0 TFSI	185	09/14→						
2.0 TFSI quattro	183	05/15→						
2.0 TFSI quattro	185	05/15→						
2.8 FSI quattro	162	09/14→						
3.0 TDI	155	09/14→						
3.0 TDI	160	09/14→						
3.0 TDI quattro	155	09/14→						
3.0 TDI quattro	160	09/14→						
3.0 TDI quattro	200	09/14→						
3.0 TDI quattro	235	09/14→09/18						
3.0 TDI quattro	240	09/14→						
3.0 TFSI quattro	228	11/11→						
3.0 TFSI quattro	245	09/14→09/18						
S6 quattro	331	10/14→						
2.0 TDI	120	05/11→	←	09/11→; +PR 1LA,1LJ,1LL,1LF / 1LP	2	24.5140-0650.3	331500	L= 650
2.0 TDI	130	05/11→	←	09/11→; +PR 1LU,1LW	2	24.5140-0670.3	331501	L= 670
2.8 FSI	150	05/11→04/15						
2.8 FSI quattro	150	05/11→04/15						
3.0 TDI	150	05/11→						
3.0 TDI quattro	150	05/11→						
3.0 TDI quattro	180	05/11→						
3.0 TFSI quattro	220	05/11→05/12						
3.0 TDI quattro	230	11/11→	←	12/11→; +PR 1LA,1LJ,1LL,1LF / 1LP	2	24.5140-0650.3	331500	L= 650
			←	12/11→; +PR 1LU,1LW	2	24.5140-0670.3	331501	L= 670
S6 quattro	309	02/12→	←	04/12→; +PR 1LA,1LJ,1LL,1LF / 1LP	2	24.5140-0650.3	331500	L= 650
			←	04/12→; +PR 1LU,1LW	2	24.5140-0670.3	331501	L= 670
<b>AUDI - A7 Sportback (4GA, 4GF) 10/10→05/18</b>								
<b>Bremssattel</b>								
1.8 TFSI	140	04/15→05/18	←	☐; +PR 1ZK		11.9426-9905.2	220985	ATE Ø 42 - Halter
2.0 TFSI	185	09/14→05/18	←	☐; +PR 1LL,1LF		11.9426-9905.2	220985	ATE Ø 42 - Halter
2.0 TFSI quattro	183	05/15→05/18	←	☐; +PR 1LL,1LF		11.9426-9906.2	220986	ATE Ø 42 - Halter
2.0 TFSI quattro	185	05/15→05/18	←	☐; +PR 1LL,1LF		11.9426-9906.2	220986	ATE Ø 42 - Halter
2.8 FSI quattro	162	09/14→05/18	←	☐; +PR 1ZK		11.9426-9906.2	220986	ATE Ø 42 - Halter
3.0 TDI	140	11/15→05/18	←	☐; +PR 1ZK		11.9426-9906.2	220986	ATE Ø 42 - Halter
3.0 TDI	155	11/15→05/18						
↓								

	kw			 	! #		
<b>AUDI - A7 Sportback (4GA, 4GF) 10/10→05/18</b>							
<b> Bremssattel</b>							
3.0 TDI	160	07/14→05/18	←	☐; +PR 1LA		24.3601-1731.5 240804	TRW Ø 60 - Halter
3.0 TDI quattro	140	11/15→05/18	←	☐; +PR 1LA		24.3601-1732.5 240805	TRW Ø 60 - Halter
3.0 TDI quattro	155	07/14→05/18	←	☐; +PR 1LA		24.3601-1732.5 240805	TRW Ø 60 - Halter
3.0 TDI quattro	160	07/14→05/18	←	☐; +PR 1LJ		24.3606-1713.5 240892	TRW Ø 60 - Halter
3.0 TDI quattro	200	05/14→05/18	←	☐; +PR 1LJ		24.3606-1713.5 240892	TRW Ø 60 - Halter
3.0 TDI quattro	235	05/14→05/18	←	☐; +PR 1LJ		24.3606-1714.5 240893	TRW Ø 60 - Halter
3.0 TDI quattro	240	09/14→05/18	→	☐; +PR 1KW		24.6243-1715.5 240741	TRW Ø 43 + EMot / - Halter + FSB
3.0 TFSI quattro	245	05/14→05/18	→	☐; +PR 1KW		24.6243-1715.5 240741	TRW Ø 43 + EMot / - Halter + FSB
S7 quattro	331	07/14→05/18	→	☐; +PR 1KW		24.6243-1716.5 240742	TRW Ø 43 + EMot / - Halter + FSB
			→	☐; +PR 2EA,2EE		24.6243-1723.5 240798	TRW Ø 43 + EMot / - Halter + FSB
			→	☐; +PR 2EA,2EE		24.6243-1724.5 240799	TRW Ø 43 + EMot / - Halter + FSB
2.8 FSI	150	02/11→03/15	←	☐; 05/14→; +PR 1ZK		11.9426-9905.2 220985	ATE Ø 42 - Halter
			←	☐; 05/11→; +PR 1LL,1LF		11.9426-9905.2 220985	ATE Ø 42 - Halter
			←	☐; 05/14→; +PR 1ZK		11.9426-9906.2 220986	ATE Ø 42 - Halter
			←	☐; 05/11→; +PR 1LL,1LF		11.9426-9906.2 220986	ATE Ø 42 - Halter
			←	☐; 05/11→; +PR 1LA		24.3601-1731.5 240804	TRW Ø 60 - Halter
			←	☐; 05/11→; +PR 1LA		24.3601-1732.5 240805	TRW Ø 60 - Halter
			←	☐; 05/11→; +PR 1LJ		24.3606-1713.5 240892	TRW Ø 60 - Halter
			←	☐; 05/11→; +PR 1LJ		24.3606-1714.5 240893	TRW Ø 60 - Halter
			→	☐; 05/11→; +PR 1KW		24.6243-1715.5 240741	TRW Ø 43 + EMot / - Halter + FSB
			→	☐; 05/11→; +PR 1KW		24.6243-1716.5 240742	TRW Ø 43 + EMot / - Halter + FSB
			→	☐; 05/11→; +PR 2EA,2EE		24.6243-1723.5 240798	TRW Ø 43 + EMot / - Halter + FSB
			→	☐; 05/11→; +PR 2EA,2EE		24.6243-1724.5 240799	TRW Ø 43 + EMot / - Halter + FSB
2.8 FSI quattro	150	10/10→03/15	←	☐; 05/14→; +PR 1ZK		11.9426-9905.2 220985	ATE Ø 42 - Halter
3.0 TDI	150	11/10→03/15	←	☐; +PR 1LL,1LF		11.9426-9905.2 220985	ATE Ø 42 - Halter
3.0 TDI quattro	150	12/10→03/15	←	☐; +PR 1LL,1LF		11.9426-9905.2 220985	ATE Ø 42 - Halter
3.0 TDI quattro	176	05/13→06/17	←	☐; +PR 1LL,1LF		11.9426-9906.2 220986	ATE Ø 42 - Halter
3.0 TDI quattro	180	10/10→06/17	←	☐; +PR 1LL,1LF		11.9426-9906.2 220986	ATE Ø 42 - Halter
3.0 TDI quattro	230	11/11→03/15	←	☐; 05/14→; +PR 1ZK		11.9426-9906.2 220986	ATE Ø 42 - Halter
3.0 TFSI quattro	228	01/11→03/15	←	☐; +PR 1LA		24.3601-1731.5 240804	TRW Ø 60 - Halter
S7 quattro	309	02/12→03/15	←	☐; +PR 1LA		24.3601-1731.5 240804	TRW Ø 60 - Halter
			←	☐; +PR 1LA		24.3601-1732.5 240805	TRW Ø 60 - Halter
			←	☐; +PR 1LJ		24.3606-1713.5 240892	TRW Ø 60 - Halter
			←	☐; +PR 1LJ		24.3606-1714.5 240893	TRW Ø 60 - Halter
			→	☐; +PR 1KW		24.6243-1715.5 240741	TRW Ø 43 + EMot / - Halter + FSB
			→	☐; +PR 1KW		24.6243-1716.5 240742	TRW Ø 43 + EMot / - Halter + FSB
			→	☐; +PR 2EA,2EE		24.6243-1723.5 240798	TRW Ø 43 + EMot / - Halter + FSB
			→	☐; +PR 2EA,2EE		24.6243-1724.5 240799	TRW Ø 43 + EMot / - Halter + FSB
3.0 TFSI quattro	220	10/10→05/12	←	☐; +PR 1LL,1LF		11.9426-9905.2 220985	ATE Ø 42 - Halter
			←	☐; +PR 1LL,1LF		11.9426-9906.2 220986	ATE Ø 42 - Halter
			←	☐; +PR 1LA		24.3601-1731.5 240804	TRW Ø 60 - Halter
			←	☐; +PR 1LA		24.3601-1732.5 240805	TRW Ø 60 - Halter
			←	☐; +PR 1LJ		24.3606-1713.5 240892	TRW Ø 60 - Halter
			←	☐; +PR 1LJ		24.3606-1714.5 240893	TRW Ø 60 - Halter
			→	☐; +PR 1KW		24.6243-1715.5 240741	TRW Ø 43 + EMot / - Halter + FSB
			→	☐; +PR 1KW		24.6243-1716.5 240742	TRW Ø 43 + EMot / - Halter + FSB
			→	☐; +PR 2EA,2EE		24.6243-1723.5 240798	TRW Ø 43 + EMot / - Halter + FSB
			→	☐; +PR 2EA,2EE		24.6243-1724.5 240799	TRW Ø 43 + EMot / - Halter + FSB
<b>Führungshülzensatz, Bremssattel</b>							
1.8 TFSI	140	04/15→05/18	←	+PR 1LL,1LF		11.0101-7001.2 260139	ATE
2.0 TFSI	185	09/14→05/18	←	+PR 1LL,1LF		11.0101-7001.2 260139	ATE
↓							








	kW			 	! #		
<b>AUDI - A7 Sportback (4GA, 4GF) 10/10→05/18</b>							
<b>Führungshülzensatz, Bremsattel</b>							
2.0 TFSI quattro	183	05/15→05/18	←	+PR 1LL,1LF		11.0101-7001.2 260139	ATE
2.0 TFSI quattro	185	05/15→05/18					
2.8 FSI quattro	150	10/10→03/15					
2.8 FSI quattro	162	09/14→05/18					
3.0 TDI	140	11/15→05/18					
3.0 TDI	150	11/10→03/15					
3.0 TDI	155	11/15→05/18					
3.0 TDI	160	07/14→05/18					
3.0 TDI quattro	140	11/15→05/18					
3.0 TDI quattro	150	12/10→03/15					
3.0 TDI quattro	155	07/14→05/18					
3.0 TDI quattro	160	07/14→05/18					
3.0 TDI quattro	176	05/13→06/17					
3.0 TDI quattro	180	10/10→06/16					
3.0 TDI quattro	200	05/14→05/18					
3.0 TDI quattro	230	11/11→03/15					
3.0 TDI quattro	235	05/14→05/18					
3.0 TDI quattro	240	09/14→05/18					
3.0 TFSI quattro	220	10/10→05/12					
3.0 TFSI quattro	228	01/11→03/15					
3.0 TFSI quattro	245	05/14→05/18					
S7 quattro	309	02/12→03/15					
S7 quattro	331	07/14→05/18					
2.8 FSI	150	02/11→03/15	←	05/11→; +PR 1LL,1LF		11.0101-7001.2 260139	ATE
<b>Führungsbolzen, Bremsattel</b>							
1.8 TFSI	140	04/15→05/18		+PR 1LL,1LF		11.8171-0096.1 250155	ATE
2.0 TFSI	185	09/14→05/18					
2.0 TFSI quattro	183	05/15→05/18					
2.0 TFSI quattro	185	05/15→05/18					
2.8 FSI quattro	150	10/10→03/15					
2.8 FSI quattro	162	09/14→05/18					
3.0 TDI	140	11/15→05/18					
3.0 TDI	150	11/10→03/15					
3.0 TDI	155	11/15→05/18					
3.0 TDI	160	07/14→05/18					
3.0 TDI quattro	140	11/15→05/18					
3.0 TDI quattro	150	12/10→03/15					
3.0 TDI quattro	155	07/14→05/18					
3.0 TDI quattro	160	07/14→05/18					
3.0 TDI quattro	176	05/13→06/17					
3.0 TDI quattro	180	10/10→06/16					
3.0 TDI quattro	200	05/14→05/18					
3.0 TDI quattro	230	11/11→03/15					
3.0 TDI quattro	235	05/14→05/18					
3.0 TDI quattro	240	09/14→05/18					
3.0 TFSI quattro	220	10/10→05/12					
3.0 TFSI quattro	228	01/11→03/15					
3.0 TFSI quattro	245	05/14→05/18					
S7 quattro	309	02/12→03/15					
S7 quattro	331	07/14→05/18					
2.8 FSI	150	02/11→03/15		05/11→; +PR 1LL,1LF		11.8171-0096.1 250155	ATE
<b>Bremsschlauch</b>							
1.8 TFSI	140	04/15→05/18	←	+PR 1LA,1LJ,1LL,1LF / 1LP,1ZK,1LG	2	24.5140-0650.3 331500	L= 650
2.0 TFSI	185	09/14→05/18					
2.0 TFSI quattro	183	05/15→05/18	←	+PR 1LU,1LW	2	24.5140-0670.3 331501	L= 670
2.0 TFSI quattro	185	05/15→05/18					
2.8 FSI quattro	150	10/10→03/15					
2.8 FSI quattro	162	09/14→05/18					
3.0 TDI	140	11/15→05/18					
3.0 TDI	150	11/10→03/15					
3.0 TDI	155	11/15→05/18					
3.0 TDI	160	07/14→05/18					
3.0 TDI quattro	140	11/15→05/18					
3.0 TDI quattro	150	12/10→03/15					
3.0 TDI quattro	155	07/14→05/18					
3.0 TDI quattro	160	07/14→05/18					
3.0 TDI quattro	176	05/13→06/17					
3.0 TDI quattro	180	10/10→06/16					
3.0 TDI quattro	200	05/14→05/18					
3.0 TDI quattro	230	11/11→03/15					
3.0 TDI quattro	235	05/14→05/18					
3.0 TDI quattro	240	09/14→05/18					
3.0 TFSI quattro	220	10/10→05/12					
3.0 TFSI quattro	228	01/11→03/15					
3.0 TFSI quattro	245	05/14→05/18					
S7 quattro	309	02/12→03/15					
S7 quattro	331	07/14→05/18					
2.8 FSI	150	02/11→03/15	←	05/11→; +PR 1LA,1LJ,1LL,1LF / 1LP,1ZK,1LG	2	24.5140-0650.3 331500	L= 650
↓							








	kw					! #		
<b>AUDI - A7 Sportback (4GA, 4GF) 10/10→05/18</b>								
 <b>Bremsschlauch</b>								
2.8 FSI	150	02/11→03/15	←	05/11→; +PR 1LU,1LW		2	24.5140-0670.3 331501	L= 670
<b>AUDI - A7 Sportback (4KA) 10/17→</b>								
 <b>Bremsattel</b>								
50 TDI Mild Hybrid quattro	210	10/17→	←	☐; +PR 1LF,1LL,1ZK			11.9426-9905.2 220985	ATE Ø 42 - Halter
55 TFSI Mild Hybrid quattro	250	10/17→	←	☐; +PR 1LF,1LL,1ZK			11.9426-9906.2 220986	ATE Ø 42 - Halter
			←	☐; +PR 1LA			24.3601-1731.5 240804	TRW Ø 60 - Halter
			←	☐; +PR 1LA			24.3601-1732.5 240805	TRW Ø 60 - Halter
			→	☐; +PR 1KW			24.6243-1715.5 240741	TRW Ø 43 + EMot / - Halter + FSB
			→	☐; +PR 1KW			24.6243-1716.5 240742	TRW Ø 43 + EMot / - Halter + FSB
			→	☐; +PR 2EA,2EE			24.6243-1723.5 240798	TRW Ø 43 + EMot / - Halter + FSB
			→	☐; +PR 2EA,2EE			24.6243-1724.5 240799	TRW Ø 43 + EMot / - Halter + FSB
 <b>Bremsschlauch</b>								
50 TDI Mild Hybrid quattro	210	10/17→	←	+PR 1LA,1LJ,1LL,1LF / 1LG,1LP,1ZK		2	24.5140-0650.3 331500	L= 650
55 TFSI Mild Hybrid quattro	250	10/17→	←	+PR 1LU,1LV,1LW		2	24.5140-0670.3 331501	L= 670
<b>AUDI - A8 (4D2, 4D8) 03/94→12/05</b>								
 <b>Bremsattel</b>								
2.5 TDI	110	01/97→04/00	→	☐; 06/97→ 09/98; nicht für Felgengröße [Zoll]: 18			24.3384-1703.5 240055	TRW Ø 38 - Halter
			→	☐; 06/97→ 09/98; nicht für Felgengröße [Zoll]: 18			24.3384-1704.5 240056	TRW Ø 38 - Halter
2.8	120	07/95→03/96	→	☐; nicht für Felgengröße [Zoll]: 18			24.3384-1703.5 240055	TRW Ø 38 - Halter
			→	☐; nicht für Felgengröße [Zoll]: 18			24.3384-1704.5 240056	TRW Ø 38 - Halter
2.8	128	03/94→03/96	→	☐; 06/94→; nicht für Felgengröße [Zoll]: 18			24.3384-1703.5 240055	TRW Ø 38 - Halter
			→	☐; 06/94→; nicht für Felgengröße [Zoll]: 18			24.3384-1704.5 240056	TRW Ø 38 - Halter
<b>Feder, Bremsattel</b>								
6.0 W12 quattro	309	01/01→09/02				2	11.8116-0260.1 390597	ATE
<b>Führungsbolzen, Bremsattel</b>								
6.0 W12 quattro	309	01/01→09/02					11.8171-0008.1 990049	ATE
<b>Zubehörsatz, Bremsattel</b>								
2.5 TDI	110	01/97→04/00	→	06/97→ 09/98; nicht für Felgengröße [Zoll]: 18			24.0101-3601.2 260044	TRW
2.8	120	07/95→03/96	→	nicht für Felgengröße [Zoll]: 18			24.0101-3601.2 260044	TRW
2.8	128	03/94→03/96	→	06/94→; nicht für Felgengröße [Zoll]: 18			24.0101-3601.2 260044	TRW
 <b>Bremsschlauch</b>								
2.5 TDI	110	01/97→04/00	←	06/97→		2	24.5237-0360.3 331212	L= 360
			→	10/98→		2	24.5135-0280.3 330775	L= 280
			→	06/97→ 09/98		2	83.6124-0282.3 330490	L= 280
2.5 TDI	132	09/00→09/02	←			2	24.5237-0360.3 331212	L= 360
2.5 TDI quattro	132	09/00→09/02	→			2	24.5135-0280.3 330775	L= 280
3.3 TDI quattro	165	06/00→09/02						
3.7	191	11/98→09/02						
3.7 quattro	191	11/98→09/02						
4.2 quattro	175	02/99→04/00						
4.2 quattro	228	11/98→09/02						
6.0 W12 quattro	309	01/01→09/02						
S 8 quattro	265	06/99→09/02						
2.5 TDI quattro	110	07/97→04/00	←			2	24.5237-0360.3 331212	L= 360
2.8 quattro	142	04/96→09/02	→	→ 09/98		2	24.5102-0250.3 331477	L= 250
3.7	169	07/95→12/98	→					
4.2 quattro	224	09/96→12/99	→	10/98→		2	24.5135-0280.3 330775	L= 280
S8 quattro	250	07/96→06/99	←					
2.8	120	07/95→03/96	←			2	24.5237-0360.3 331212	L= 360
↓								

















	kw			 	! #		
<b>AUDI - A8 (4D2, 4D8) 03/94→12/05</b>							
 <b>Bremsschlauch</b>							
2.8	120	07/95→03/96	➔		2	83.6124-0282.3 330490	L= 280
2.8	128	03/94→03/96	➔	06/94→	2	24.5237-0360.3 331212	L= 360
			➔	4D-R-000346→	2	83.6124-0282.3 330490	L= 280
2.8	142	04/96→09/02	➔		2	24.5237-0360.3 331212	L= 360
			➔	10/98→	2	24.5135-0280.3 330775	L= 280
			➔	→ 09/98	2	83.6124-0282.3 330490	L= 280
2.8 quattro	120	07/95→03/96	➔		2	24.5237-0360.3 331212	L= 360
			➔		2	24.5102-0250.3 331477	L= 250
2.8 quattro 4.2 quattro	128	03/94→03/96	➔	06/94→	2	24.5237-0360.3 331212	L= 360
	180	03/94→07/96	➔	06/94→	2	24.5102-0250.3 331477	L= 250
3.7 quattro	169	07/95→11/98	➔	10/95→	2	24.5237-0360.3 331212	L= 360
			➔	10/95→ 09/98	2	24.5102-0250.3 331477	L= 250
			➔	10/98→	2	24.5135-0280.3 330775	L= 280
4.2 quattro	220	03/94→11/98	➔	06/94→	2	24.5237-0360.3 331212	L= 360
			➔	06/94→ 09/98	2	24.5102-0250.3 331477	L= 250
			➔	10/98→	2	24.5135-0280.3 330775	L= 280
<b>AUDI - A8 (4E2, 4E8) 10/02→12/10</b>							
 <b>Bremssattel</b>							
2.8 FSI	154	08/07→07/10	➔	☐; → 10/09; +PR 1LG	11.9606-9953.2 220587	ATE Ø 60 - Halter	
			➔	☐; → 10/09; +PR 1LG	11.9606-9954.2 220588	ATE Ø 60 - Halter	
			➔	☐; → 10/09; +PR 1KE,1KW,1KY,1KZ	24.6243-1719.5 240774	TRW Ø 43 + EMot / - Halter + FSB	
			➔	☐; → 10/09; +PR 1KE,1KW,1KY,1KZ	24.6243-1720.5 240775	TRW Ø 43 + EMot / - Halter + FSB	
3.0 3.0 3.0 quattro 4.0 TDI quattro	160	07/03→05/06	➔	☐; 4E-5-003251→; +PR 1LG	11.9606-9953.2 220587	ATE Ø 60 - Halter	
	162	07/03→05/05	➔	☐; 4E-5-003251→; +PR 1LG	11.9606-9954.2 220588	ATE Ø 60 - Halter	
	160	11/03→05/04	➔	☐; +PR 1LG; → 4E-5-003250	11.9606-9957.2 220815	ATE Ø 60 - Halter	
	202	05/03→07/05	➔	☐; +PR 1LG; → 4E-5-003250	24.3606-9958.5 240969	ATE Ø 60 - Halter	
			➔	☐; +PR 1KE,1KW,1KY,1KZ	24.6243-1719.5 240774	TRW Ø 43 + EMot / - Halter + FSB	
			➔	☐; +PR 1KE,1KW,1KY,1KZ	24.6243-1720.5 240775	TRW Ø 43 + EMot / - Halter + FSB	
3.0 TDI quattro 3.2 FSI 3.2 FSI quattro 4.2 FSI quattro 4.2 TDI quattro	155	11/03→07/10	➔	☐; 4E-5-003251→; → 10/09; +PR 1LG	11.9606-9953.2 220587	ATE Ø 60 - Halter	
	191	06/05→07/10	➔	☐; 4E-5-003251→; → 10/09; +PR 1LG	11.9606-9954.2 220588	ATE Ø 60 - Halter	
	191	06/05→07/10	➔	☐; +PR 1LG; → 4E-5-003250	11.9606-9957.2 220815	ATE Ø 60 - Halter	
	257	06/06→07/10	➔	☐; +PR 1LG; → 4E-5-003250	24.3606-9958.5 240969	ATE Ø 60 - Halter	
	240	07/05→07/10	➔	☐; → 10/09; +PR 1KE,1KW,1KY,1KZ	24.6243-1719.5 240774	TRW Ø 43 + EMot / - Halter + FSB	
			➔	☐; → 10/09; +PR 1KE,1KW,1KY,1KZ	24.6243-1720.5 240775	TRW Ø 43 + EMot / - Halter + FSB	
3.0 TDI quattro	171	08/03→07/10	➔	☐; 4E-5-003251→; → 10/09; +PR 1LG	11.9606-9953.2 220587	ATE Ø 60 - Halter	
			➔	☐; 4E-5-003251→; → 10/09; +PR 1LG	11.9606-9954.2 220588	ATE Ø 60 - Halter	
			➔	☐; 11/03→; +PR 1LG; → 4E-5-003250	11.9606-9957.2 220815	ATE Ø 60 - Halter	
			➔	☐; 11/03→; +PR 1LG; → 4E-5-003250	24.3606-9958.5 240969	ATE Ø 60 - Halter	
			➔	☐; 11/03→ 10/09; +PR 1KE,1KW,1KY,1KZ	24.6243-1719.5 240774	TRW Ø 43 + EMot / - Halter + FSB	
			➔	☐; 11/03→ 10/09; +PR 1KE,1KW,1KY,1KZ	24.6243-1720.5 240775	TRW Ø 43 + EMot / - Halter + FSB	
3.7 quattro	206	10/02→05/06	➔	☐; 4E-5-003251→; +PR 1LG	11.9606-9953.2 220587	ATE Ø 60 - Halter	
			➔	☐; 4E-5-003251→; +PR 1LG	11.9606-9954.2 220588	ATE Ø 60 - Halter	
			➔	☐; 11/02→; +PR 1LG; → 4E-5-003250	11.9606-9957.2 220815	ATE Ø 60 - Halter	
			➔	☐; 11/02→; +PR 1LG; → 4E-5-003250	24.3606-9958.5 240969	ATE Ø 60 - Halter	
			➔	☐; 11/02→; +PR 1KE,1KW,1KY,1KZ	24.6243-1719.5 240774	TRW Ø 43 + EMot / - Halter + FSB	
			➔	☐; 11/02→; +PR 1KE,1KW,1KY,1KZ	24.6243-1720.5 240775	TRW Ø 43 + EMot / - Halter + FSB	
4.2 quattro ↓	246	10/02→07/10	➔	☐; 4E-5-003251→; → 10/09; +PR 1LG	11.9606-9953.2 220587	ATE Ø 60 - Halter	










	kw			 	! #			
<b>AUDI - A8 (4E2, 4E8) 10/02→12/10</b>								
<b>Bremssattel</b>								
4.2 quattro	246	10/02→07/10	←	☐; 4E-5-003251→; → 10/09; +PR 1LG	11.9606-9954.2	220588	ATE Ø 60 - Halter	
			←	☐; 11/02→; +PR 1LG; → 4E-5-003250	11.9606-9957.2	220815	ATE Ø 60 - Halter	
			←	☐; 11/02→; +PR 1LG; → 4E-5-003250	24.3606-9958.5	240969	ATE Ø 60 - Halter	
			→	☐; 11/02→ 10/09; +PR 1KE,1KW,1KY,1KZ	24.6243-1719.5	240774	TRW Ø 43 + EMot / - Halter + FSB	
			→	☐; 11/02→ 10/09; +PR 1KE,1KW,1KY,1KZ	24.6243-1720.5	240775	TRW Ø 43 + EMot / - Halter + FSB	
4.2 TDI quattro	235	01/05→06/05	←	☐; 4E-5-003251→; +PR 1LG	11.9606-9953.2	220587	ATE Ø 60 - Halter	
			←	☐; 4E-5-003251→; +PR 1LG	11.9606-9954.2	220588	ATE Ø 60 - Halter	
			←	☐; +PR 1LG; → 4E-5-003250	24.3606-9958.5	240969	ATE Ø 60 - Halter	
6.0 W12 quattro	331	12/03→07/10	←	☐; 4E-5-003251→; → 10/09; +PR 1LG	11.9606-9953.2	220587	ATE Ø 60 - Halter	
			←	☐; 4E-5-003251→; → 10/09; +PR 1LG	11.9606-9954.2	220588	ATE Ø 60 - Halter	
			←	☐; 02/04→; +PR 1LG; → 4E-5-003250	11.9606-9957.2	220815	ATE Ø 60 - Halter	
			←	☐; 02/04→; +PR 1LG; → 4E-5-003250	24.3606-9958.5	240969	ATE Ø 60 - Halter	
			→	☐; 02/04→ 10/09; +PR 1KE,1KW,1KY,1KZ	24.6243-1719.5	240774	TRW Ø 43 + EMot / - Halter + FSB	
			→	☐; 02/04→ 10/09; +PR 1KE,1KW,1KY,1KZ	24.6243-1720.5	240775	TRW Ø 43 + EMot / - Halter + FSB	
S8 quattro	324	09/06→07/10	→	☐; → 10/09; +PR 1KE,1KW,1KY,1KZ	24.6243-1719.5	240774	TRW Ø 43 + EMot / - Halter + FSB	
S8 quattro	331	06/06→07/10	→	☐; → 10/09; +PR 1KE,1KW,1KY,1KZ	24.6243-1720.5	240775	TRW Ø 43 + EMot / - Halter + FSB	
<b>Halter, Bremssattel</b>								
2.8 FSI	154	08/07→07/10	←	→ 10/09; +PR 1LG	11.0230-0807.1	260134	ATE	
3.0	160	07/03→05/06	←	4E-5-003251→; +PR 1LG	11.0230-0807.1	260134	ATE	
3.0	162	07/03→05/05						
3.0 quattro	160	11/03→05/04						
3.7 quattro	206	10/02→05/06						
4.0 TDI quattro	202	05/03→07/05						
4.2 TDI quattro	235	01/05→06/05						
3.0 TDI quattro	155	11/03→07/10	←	4E-5-003251→; → 10/09; +PR 1LG	11.0230-0807.1	260134	ATE	
3.0 TDI quattro	171	08/03→07/10						
3.2 FSI	191	06/05→07/10						
3.2 FSI quattro	191	06/05→07/10						
4.2 FSI quattro	257	06/06→07/10						
4.2 quattro	246	10/02→07/10						
4.2 TDI quattro	240	07/05→07/10						
6.0 W12 quattro	331	12/03→07/10						
<b>Feder, Bremssattel</b>								
2.8 FSI	154	08/07→07/10		→ 10/09; +PR 1LL;1LM	2	11.8116-0347.2	390535	ATE
			←	→ 10/09; +PR 1LJ	2	11.8116-0347.2	390535	ATE
			←	→ 10/09; +PR 1LG	2	11.8116-0410.2	390589	ATE
3.0	160	07/03→05/06		+PR 1LL;1LM	2	11.8116-0347.2	390535	ATE
			←	+PR 1LJ	2	11.8116-0347.2	390535	ATE
			←	+PR 1LG; → 4E-5-003250	2	11.8116-0410.2	390589	ATE
			←	4E-5-003251→; +PR 1LG	2	11.8116-0410.2	390589	ATE
			←					
3.0 quattro	160	11/03→05/04		+PR 1LL,1LM	2	11.8116-0347.2	390535	ATE
			←	+PR 1LJ	2	11.8116-0347.2	390535	ATE
			←	4E-5-003251→; +PR 1LG	2	11.8116-0410.2	390589	ATE
			←	+PR 1LG; → 4E-5-003250	2	11.8116-0410.2	390589	ATE
			←					
3.0 TDI quattro	155	11/03→07/10		→ 10/09; +PR 1LL;1LM	2	11.8116-0347.2	390535	ATE
			←	→ 10/09; +PR 1LJ	2	11.8116-0347.2	390535	ATE
			←	+PR 1LG; → 4E-5-003250	2	11.8116-0410.2	390589	ATE
			←	4E-5-003251→; → 10/09; +PR 1LG	2	11.8116-0410.2	390589	ATE
			←					
3.0 TDI quattro	171	08/03→07/10		11/03→ 10/09; +PR 1LL;1LM	2	11.8116-0347.2	390535	ATE
			←	11/03→ 10/09; +PR 1LJ	2	11.8116-0347.2	390535	ATE
			←	11/03→; +PR 1LG; → 4E-5-003250	2	11.8116-0410.2	390589	ATE
			←	4E-5-003251→; → 10/09; +PR 1LG	2	11.8116-0410.2	390589	ATE
			←					
3.7 quattro	206	10/02→05/06		11/02→; +PR 1LL;1LM	2	11.8116-0347.2	390535	ATE
			←	11/02→; +PR 1LJ	2	11.8116-0347.2	390535	ATE
			←					
↓								

	kW			 	! #		
<b>AUDI - A8 (4E2, 4E8) 10/02→12/10</b>							
<b>Feder, Bremssattel</b>							
3.7 quattro	206	10/02→05/06	←	11/02→; +PR 1LG; → 4E-5-003250	2	11.8116-0410.2 390589	ATE
			←	4E-5-003251→; +PR 1LG	2	11.8116-0410.2 390589	ATE
4.2 quattro	246	10/02→07/10		11/02→ 10/09; +PR 1LL;1LM	2	11.8116-0347.2 390535	ATE
			←	11/02→ 10/09; +PR 1LJ	2	11.8116-0347.2 390535	ATE
			←	11/02→; +PR 1LG; → 4E-5-003250	2	11.8116-0410.2 390589	ATE
			←	4E-5-003251→; → 10/09; +PR 1LG	2	11.8116-0410.2 390589	ATE
4.2 TDI quattro	235	01/05→06/05	←	4E-5-003251→; +PR 1LG	2	11.8116-0410.2 390589	ATE
6.0 W12 quattro	331	12/03→07/10		02/04→ 10/09; +PR 1LL;1LM	2	11.8116-0347.2 390535	ATE
			←	02/04→ 10/09; +PR 1LJ	2	11.8116-0347.2 390535	ATE
			←	4E-5-003251→; → 10/09; +PR 1LG	2	11.8116-0410.2 390589	ATE
			←	02/04→; +PR 1LG; → 4E-5-003250	2	11.8116-0410.2 390589	ATE
<b>Führungshülzensatz, Bremssattel</b>							
2.8 FSI	154	08/07→07/10	←	→ 10/09; +PR 1LG		11.0101-5409.2 260035	ATE
3.0	160	07/03→05/06	←	+PR 1LG; → 4E-5-003250		11.0101-5409.2 260035	ATE
3.0	162	07/03→05/05					
3.0 quattro	160	11/03→05/04	←	4E-5-003251→; +PR 1LG		11.0101-5409.2 260035	ATE
4.0 TDI quattro	202	05/03→07/05					
3.0 TDI quattro	155	11/03→07/10	←	+PR 1LG; → 4E-5-003250		11.0101-5409.2 260035	ATE
3.2 FSI	191	06/05→07/10					
3.2 FSI quattro	191	06/05→07/10	←	4E-5-003251→; → 10/09; +PR 1LG		11.0101-5409.2 260035	ATE
4.2 FSI quattro	257	06/06→07/10					
4.2 TDI quattro	240	07/05→07/10					
3.0 TDI quattro	171	08/03→07/10	←	11/03→; +PR 1LG; → 4E-5-003250		11.0101-5409.2 260035	ATE
			←	4E-5-003251→; → 10/09; +PR 1LG		11.0101-5409.2 260035	ATE
3.7 quattro	206	10/02→05/06	←	11/02→; +PR 1LG; → 4E-5-003250		11.0101-5409.2 260035	ATE
			←	4E-5-003251→; +PR 1LG		11.0101-5409.2 260035	ATE
4.2 quattro	246	10/02→07/10	←	11/02→; +PR 1LG; → 4E-5-003250		11.0101-5409.2 260035	ATE
			←	4E-5-003251→; → 10/09; +PR 1LG		11.0101-5409.2 260035	ATE
4.2 TDI quattro	235	01/05→06/05	←	4E-5-003251→; +PR 1LG		11.0101-5409.2 260035	ATE
6.0 W12 quattro	331	12/03→07/10	←	02/04→; +PR 1LG; → 4E-5-003250		11.0101-5409.2 260035	ATE
			←	4E-5-003251→; → 10/09; +PR 1LG		11.0101-5409.2 260035	ATE
<b>Führungsbolzen, Bremssattel</b>							
2.8 FSI	154	08/07→07/10		→ 10/09; +PR 1LG		11.8171-0008.1 990049	ATE
				→ 10/09; +PR 1LL;1LM		11.8171-0067.1 250153	ATE
				→ 10/09; +PR 1LJ		11.8171-0067.1 250153	ATE
3.0	160	07/03→05/06		+PR 1LG; → 4E-5-003250		11.8171-0008.1 990049	ATE
3.0	162	07/03→05/05					
4.0 TDI quattro	202	05/03→07/05		4E-5-003251→; +PR 1LG		11.8171-0008.1 990049	ATE
				+PR 1LJ		11.8171-0067.1 250153	ATE
				+PR 1LL;1LM		11.8171-0067.1 250153	ATE
3.0 quattro	160	11/03→05/04		+PR 1LG; → 4E-5-003250		11.8171-0008.1 990049	ATE
				4E-5-003251→; +PR 1LG		11.8171-0008.1 990049	ATE
				+PR 1LJ		11.8171-0067.1 250153	ATE
				+PR 1LL,1LM		11.8171-0067.1 250153	ATE
3.0 TDI quattro	155	11/03→07/10		4E-5-003251→; → 10/09; +PR 1LG		11.8171-0008.1 990049	ATE
3.2 FSI	191	06/05→07/10		+PR 1LG; → 4E-5-003250		11.8171-0008.1 990049	ATE
3.2 FSI quattro	191	06/05→07/10					
4.2 FSI quattro	257	06/06→07/10		→ 10/09; +PR 1LJ		11.8171-0067.1 250153	ATE
4.2 TDI quattro	240	07/05→07/10		→ 10/09; +PR 1LL;1LM		11.8171-0067.1 250153	ATE
3.0 TDI quattro	171	08/03→07/10		11/03→; +PR 1LG; → 4E-5-003250		11.8171-0008.1 990049	ATE
				4E-5-003251→; → 10/09; +PR 1LG		11.8171-0008.1 990049	ATE
				11/03→ 10/09; +PR 1LJ		11.8171-0067.1 250153	ATE
				11/03→ 10/09; +PR 1LL;1LM		11.8171-0067.1 250153	ATE
3.7 quattro	206	10/02→05/06		4E-5-003251→; +PR 1LG		11.8171-0008.1 990049	ATE
				11/02→; +PR 1LG; → 4E-5-003250		11.8171-0008.1 990049	ATE
				11/02→; +PR 1LJ		11.8171-0067.1 250153	ATE
				11/02→; +PR 1LL;1LM		11.8171-0067.1 250153	ATE
4.2 quattro	246	10/02→07/10		11/02→; +PR 1LG; → 4E-5-003250		11.8171-0008.1 990049	ATE
				4E-5-003251→; → 10/09; +PR 1LG		11.8171-0008.1 990049	ATE
				11/02→ 10/09; +PR 1LJ		11.8171-0067.1 250153	ATE












	kW			 	! #		
<b>AUDI - A8 (4E2, 4E8) 10/02→12/10</b>							
<b>Führungsbolzen, Bremsattel</b>							
4.2 quattro	246	10/02→07/10		11/02→ 10/09; +PR 1LL;1LM		11.8171-0067.1 250153	ATE
4.2 TDI quattro	235	01/05→06/05		4E-5-003251→; +PR 1LG		11.8171-0008.1 990049	ATE
6.0 W12 quattro	331	12/03→07/10		02/04→; +PR 1LG; → 4E-5-003250		11.8171-0008.1 990049	ATE
				4E-5-003251→; → 10/09; +PR 1LG		11.8171-0008.1 990049	ATE
				02/04→ 10/09; +PR 1LJ		11.8171-0067.1 250153	ATE
				02/04→ 10/09; +PR 1LL;1LM		11.8171-0067.1 250153	ATE
S8 quattro	324	09/06→07/10		→ 10/09		11.8171-0067.1 250153	ATE
S8 quattro	331	06/06→07/10					
<b>Dichtungssatz, Bremsattel</b>							
2.8 FSI	154	08/07→07/10	←	→ 10/09; +PR 1LG		11.0441-6008.2 250038	ATE für Kolben-Ø [mm]: 60
3.0	160	07/03→05/06	←	4E-5-003251→; +PR 1LG		11.0441-6008.2 250038	ATE für Kolben-Ø [mm]: 60
	162	07/03→05/05					
3.0 quattro	160	11/03→05/04	←	+PR 1LG; → 4E-5-003250		11.0441-6008.2 250038	ATE für Kolben-Ø [mm]: 60
4.0 TDI quattro	202	05/03→07/05					
3.0 TDI quattro	155	11/03→07/10	←	+PR 1LG; → 4E-5-003250		11.0441-6008.2 250038	ATE für Kolben-Ø [mm]: 60
3.2 FSI	191	06/05→07/10					
3.2 FSI quattro	191	06/05→07/10	←	4E-5-003251→; → 10/09; +PR 1LG		11.0441-6008.2 250038	ATE für Kolben-Ø [mm]: 60
4.2 FSI quattro	257	06/06→07/10					
4.2 TDI quattro	240	07/05→07/10					
3.0 TDI quattro	171	08/03→07/10	←	11/03→; +PR 1LG; → 4E-5-003250		11.0441-6008.2 250038	ATE für Kolben-Ø [mm]: 60
			←	4E-5-003251→; → 10/09; +PR 1LG		11.0441-6008.2 250038	ATE für Kolben-Ø [mm]: 60
3.7 quattro	206	10/02→05/06	←	11/02→; +PR 1LG; → 4E-5-003250		11.0441-6008.2 250038	ATE für Kolben-Ø [mm]: 60
			←	4E-5-003251→; +PR 1LG		11.0441-6008.2 250038	ATE für Kolben-Ø [mm]: 60
4.2 quattro	246	10/02→07/10	←	11/02→; +PR 1LG; → 4E-5-003250		11.0441-6008.2 250038	ATE für Kolben-Ø [mm]: 60
			←	4E-5-003251→; → 10/09; +PR 1LG		11.0441-6008.2 250038	ATE für Kolben-Ø [mm]: 60
4.2 TDI quattro	235	01/05→06/05	←	4E-5-003251→; +PR 1LG		11.0441-6008.2 250038	ATE für Kolben-Ø [mm]: 60
6.0 W12 quattro	331	12/03→07/10	←	02/04→; +PR 1LG; → 4E-5-003250		11.0441-6008.2 250038	ATE für Kolben-Ø [mm]: 60
			←	4E-5-003251→; → 10/09; +PR 1LG		11.0441-6008.2 250038	ATE für Kolben-Ø [mm]: 60
<b>Bremsschlauch</b>							
2.8 FSI	154	08/07→07/10	←	→ 4E-7-009000; +PR 1LW	2	83.7849-0419.3 331114	L= 422
			←	4E-7-009001→; → 10/09; +PR 1LW	2	83.7849-0426.3 331235	L= 422
			←	→ 10/09; +PR 1LJ,1LL,1LK	2	83.7855-0354.3 331236	L= 355
			→	am Bremsattel; → 10/09	2	24.5154-0190.3 331056	L= 190
			→	→ 10/09	2	24.5237-0183.3 331454	L= 182,4
3.0 3.0 4.0 TDI quattro	160 162 202	07/03→05/06 07/03→05/05 05/03→07/05	←	→ 4E-7-009000; +PR 1LW	2	83.7849-0419.3 331114	L= 422
			←	4E-7-009001→; +PR 1LW	2	83.7849-0426.3 331235	L= 422
			←	+PR 1LJ;1LL;1LK	2	83.7855-0354.3 331236	L= 355
			→	am Bremsattel	2	24.5154-0190.3 331056	L= 190
			→		2	24.5237-0183.3 331454	L= 182,4
3.0 quattro	160	11/03→05/04	←	→ 4E-7-009000; +PR 1LW	2	83.7849-0419.3 331114	L= 422
			←	4E-7-009001→; +PR 1LW	2	83.7849-0426.3 331235	L= 422
			←	+PR 1LJ,1LL,1LK	2	83.7855-0354.3 331236	L= 355
			→	am Bremsattel	2	24.5154-0190.3 331056	L= 190
			→		2	24.5237-0183.3 331454	L= 182,4
3.0 TDI quattro 3.2 FSI 3.2 FSI quattro 4.2 FSI quattro 4.2 TDI quattro	155 191 191 257 240	11/03→07/10 06/05→07/10 06/05→07/10 06/06→07/10 07/05→07/10	←	→ 4E-7-009000; +PR 1LW	2	83.7849-0419.3 331114	L= 422
			←	4E-7-009001→; → 10/09; +PR 1LW	2	83.7849-0426.3 331235	L= 422
			←	→ 10/09; +PR 1LJ;1LL;1LK	2	83.7855-0354.3 331236	L= 355
			→	am Bremsattel; → 10/09	2	24.5154-0190.3 331056	L= 190
			→	→ 10/09	2	24.5237-0183.3 331454	L= 182,4
3.0 TDI quattro	171	08/03→07/10	←	11/03→; → 4E-7-009000; +PR 1LW	2	83.7849-0419.3 331114	L= 422
			←	4E-7-009001→; → 10/09; +PR 1LW	2	83.7849-0426.3 331235	L= 422
			←	11/03→ 10/09; +PR 1LJ;1LL;1LK	2	83.7855-0354.3 331236	L= 355
			→	am Bremsattel; 11/03→ 10/09	2	24.5154-0190.3 331056	L= 190
			→	11/03→ 10/09	2	24.5237-0183.3 331454	L= 182,4
3.7 quattro	206	10/02→05/06	←	11/02→; → 4E-7-009000; +PR 1LW	2	83.7849-0419.3 331114	L= 422
			←	4E-7-009001→; +PR 1LW	2	83.7849-0426.3 331235	L= 422
↓							










	kw			 	! #		
<b>AUDI - A8 (4E2, 4E8) 10/02→12/10</b>							
<b>Bremsschlauch</b>							
3.7 quattro	206	10/02→05/06	←	11/02→; +PR 1LJ;1LL;1LK	2	83.7855-0354.3 331236	L= 355
			→	am Bremssattel; 11/02→	2	24.5154-0190.3 331056	L= 190
			→	11/02→	2	24.5237-0183.3 331454	L= 182,4
4.2 quattro	246	10/02→07/10	←	11/02→; → 4E-7-009000; +PR 1LW	2	83.7849-0419.3 331114	L= 422
			←	4E-7-009001→; → 10/09; +PR 1LW	2	83.7849-0426.3 331235	L= 422
			←	11/02→ 10/09; +PR 1LJ;1LL;1LK	2	83.7855-0354.3 331236	L= 355
			→	am Bremssattel; 11/02→ 10/09	2	24.5154-0190.3 331056	L= 190
			→	11/02→ 10/09	2	24.5237-0183.3 331454	L= 182,4
4.2 TDI quattro	235	01/05→06/05	←	4E-7-009001→; +PR 1LW	2	83.7849-0426.3 331235	L= 422
6.0 W12 quattro	331	12/03→07/10	←	02/04→; → 4E-7-009000; +PR 1LW	2	83.7849-0419.3 331114	L= 422
			←	4E-7-009001→; → 10/09; +PR 1LW	2	83.7849-0426.3 331235	L= 422
			←	02/04→ 10/09; +PR 1LJ;1LL;1LK	2	83.7855-0354.3 331236	L= 355
S8 quattro	324	09/06→07/10	←	→ 4E-7-009000; +PR 1LW	2	83.7849-0419.3 331114	L= 422
S8 quattro	331	06/06→07/10	←	4E-7-009001→; → 10/09; +PR 1LW	2	83.7849-0426.3 331235	L= 422
			←	→ 10/09; +PR 1LJ;1LL;1LK	2	83.7855-0354.3 331236	L= 355
<b>AUDI - A8 (4H2, 4H8, 4HC, 4HL) 11/09→</b>							
<b>Bremssattel</b>							
2.0 TFSI hybrid	155	02/12→	←	☐; 05/12→; +PR 1LL		11.9426-9905.2 220985	ATE Ø 42 - Halter
			←	☐; 05/12→; +PR 1LL		11.9426-9906.2 220986	ATE Ø 42 - Halter
			→	☐; 05/12→; +PR 1KW		24.6243-1713.5 240715	TRW Ø 43 + EMot / - Halter + FSB
			→	☐; 05/12→; +PR 1KW		24.6243-1714.5 240716	TRW Ø 43 + EMot / - Halter + FSB
2.0 TFSI quattro	185	09/16→	←	☐; +PR 1LL		11.9426-9905.2 220985	ATE Ø 42 - Halter
2.5 TFSI	150	07/12→	←	☐; +PR 1LL		11.9426-9906.2 220986	ATE Ø 42 - Halter
3.0 TDI	150	09/11→	←	☐; +PR 1LL		11.9426-9906.2 220986	ATE Ø 42 - Halter
3.0 TDI quattro	155	08/10→	→	☐; +PR 1KW		24.6243-1713.5 240715	TRW Ø 43 + EMot / - Halter + FSB
3.0 TDI quattro	176	11/12→	→	☐; +PR 1KW		24.6243-1714.5 240716	TRW Ø 43 + EMot / - Halter + FSB
3.0 TDI quattro	184	07/10→	→	☐; +PR 1KW		24.6243-1714.5 240716	TRW Ø 43 + EMot / - Halter + FSB
3.0 TDI quattro	190	10/13→	→	☐; +PR 1KW		24.6243-1714.5 240716	TRW Ø 43 + EMot / - Halter + FSB
3.0 TDI quattro	193	05/15→	→	☐; +PR 1KW		24.6243-1714.5 240716	TRW Ø 43 + EMot / - Halter + FSB
3.0 TFSI quattro	213	07/10→	→	☐; +PR 1KW		24.6243-1714.5 240716	TRW Ø 43 + EMot / - Halter + FSB
3.0 TFSI quattro	228	11/11→	→	☐; +PR 1KW		24.6243-1714.5 240716	TRW Ø 43 + EMot / - Halter + FSB
4.0 TFSI quattro	309	03/12→	→	☐; +PR 1KW		24.6243-1714.5 240716	TRW Ø 43 + EMot / - Halter + FSB
4.0 TFSI quattro	320	10/13→	→	☐; +PR 1KW		24.6243-1714.5 240716	TRW Ø 43 + EMot / - Halter + FSB
4.2 TDI quattro	283	10/13→	→	☐; +PR 1KW		24.6243-1714.5 240716	TRW Ø 43 + EMot / - Halter + FSB
6.3 W12 quattro	368	01/11→	→	☐; +PR 1KW		24.6243-1714.5 240716	TRW Ø 43 + EMot / - Halter + FSB
S8 plus quattro	445	11/15→	→	☐; +PR 1KW		24.6243-1714.5 240716	TRW Ø 43 + EMot / - Halter + FSB
S8 quattro	382	04/12→	→	☐; +PR 1KW		24.6243-1714.5 240716	TRW Ø 43 + EMot / - Halter + FSB
3.0 TFSI quattro	245	06/10→	←	☐; 07/10→; +PR 1LL		11.9426-9905.2 220985	ATE Ø 42 - Halter
			←	☐; 07/10→; +PR 1LL		11.9426-9906.2 220986	ATE Ø 42 - Halter
			→	☐; 07/10→; +PR 1KW		24.6243-1713.5 240715	TRW Ø 43 + EMot / - Halter + FSB
			→	☐; 07/10→; +PR 1KW		24.6243-1714.5 240716	TRW Ø 43 + EMot / - Halter + FSB
4.2 FSI quattro	273	11/09→	←	☐; 07/10→; +PR 1LL		11.9426-9905.2 220985	ATE Ø 42 - Halter
4.2 TDI quattro	258	11/09→	←	☐; → 06/10; +PR 1LL		11.9426-9905.2 220985	ATE Ø 42 - Halter
			←	☐; 07/10→; +PR 1LL		11.9426-9906.2 220986	ATE Ø 42 - Halter
			←	☐; → 06/10; +PR 1LL		11.9426-9906.2 220986	ATE Ø 42 - Halter
			→	☐; +PR 1KW		24.6243-1713.5 240715	TRW Ø 43 + EMot / - Halter + FSB
			→	☐; +PR 1KW		24.6243-1714.5 240716	TRW Ø 43 + EMot / - Halter + FSB
<b>Feder, Bremssattel</b>							
2.0 TFSI hybrid	155	02/12→		05/12→; +PR 1LJ	2	11.8116-0018.2 390604	ATE
2.0 TFSI quattro	185	09/16→		+PR 1LJ,1LP	2	11.8116-0018.2 390604	ATE
2.5 TFSI	150	07/12→		+PR 1LJ	2	11.8116-0018.2 390604	ATE
3.0 TDI	150	09/11→		+PR 1LJ	2	11.8116-0018.2 390604	ATE
3.0 TDI quattro	155	08/10→		+PR 1LJ	2	11.8116-0018.2 390604	ATE
3.0 TDI quattro	176	11/12→		+PR 1LJ	2	11.8116-0018.2 390604	ATE
3.0 TDI quattro	184	07/10→		+PR 1LJ	2	11.8116-0018.2 390604	ATE
3.0 TDI quattro	190	10/13→		+PR 1LJ	2	11.8116-0018.2 390604	ATE
3.0 TDI quattro	193	05/15→		+PR 1LJ	2	11.8116-0018.2 390604	ATE
↓							










	kw			 	! #		
<b>AUDI - A8 (4H2, 4H8, 4HC, 4HL) 11/09→</b>							
<b>Feder, Bremssattel</b>							
3.0 TFSI quattro	213	07/10→		+PR 1LJ	2	11.8116-0018.2 390604	ATE
3.0 TFSI quattro	228	11/11→					
4.0 TFSI quattro	309	03/12→					
4.0 TFSI quattro	320	10/13→					
4.2 TDI quattro	283	10/13→					
6.3 W12 quattro	368	01/11→					
S8 plus quattro	445	11/15→					
S8 quattro	382	04/12→					
3.0 TFSI quattro	245	06/10→		07/10→; +PR 1LJ	2	11.8116-0018.2 390604	ATE
4.2 FSI quattro	273	11/09→		07/10→; +PR 1LJ	2	11.8116-0018.2 390604	ATE
4.2 TDI quattro	258	11/09→		→ 06/10; +PR 1LJ	2	11.8116-0018.2 390604	ATE
<b>Führungshülzensatz, Bremssattel</b>							
2.0 TFSI hybrid	155	02/12→	←	05/12→; +PR 1LL		11.0101-7001.2 260139	ATE
			←	05/12→; +PR 1LJ		11.0101-7001.2 260139	ATE
2.0 TFSI quattro	185	09/16→	←	+PR 1LL		11.0101-7001.2 260139	ATE
			←	+PR 1LJ,1LP		11.0101-7001.2 260139	ATE
2.5 TFSI	150	07/12→	←	+PR 1LL		11.0101-7001.2 260139	ATE
3.0 TDI	150	09/11→					
3.0 TDI quattro	155	08/10→	←	+PR 1LJ		11.0101-7001.2 260139	ATE
3.0 TDI quattro	176	11/12→					
3.0 TDI quattro	184	07/10→					
3.0 TDI quattro	190	10/13→					
3.0 TDI quattro	193	05/15→					
3.0 TFSI quattro	213	07/10→					
3.0 TFSI quattro	228	11/11→					
4.0 TFSI quattro	309	03/12→					
4.0 TFSI quattro	320	10/13→					
4.2 TDI quattro	283	10/13→					
6.3 W12 quattro	368	01/11→					
S8 plus quattro	445	11/15→					
S8 quattro	382	04/12→					
3.0 TFSI quattro	245	06/10→	←	07/10→; +PR 1LL		11.0101-7001.2 260139	ATE
			←	07/10→; +PR 1LJ		11.0101-7001.2 260139	ATE
4.2 FSI quattro	273	11/09→	←	→ 06/10; +PR 1LL		11.0101-7001.2 260139	ATE
4.2 TDI quattro	258	11/09→	←	07/10→; +PR 1LL		11.0101-7001.2 260139	ATE
			←	07/10→; +PR 1LJ		11.0101-7001.2 260139	ATE
			←	→ 06/10; +PR 1LJ		11.0101-7001.2 260139	ATE
<b>Führungsbolzen, Bremssattel</b>							
2.0 TFSI hybrid	155	02/12→		05/12→; +PR 1LL		11.8171-0096.1 250155	ATE
				05/12→; +PR 1LJ		11.8171-0096.1 250155	ATE
2.0 TFSI quattro	185	09/16→		+PR 1LL		11.8171-0096.1 250155	ATE
				+PR 1LJ,1LP		11.8171-0096.1 250155	ATE
2.5 TFSI	150	07/12→		+PR 1LL		11.8171-0096.1 250155	ATE
3.0 TDI	150	09/11→					
3.0 TDI quattro	155	08/10→		+PR 1LJ		11.8171-0096.1 250155	ATE
3.0 TDI quattro	176	11/12→					
3.0 TDI quattro	184	07/10→					
3.0 TDI quattro	190	10/13→					
3.0 TDI quattro	193	05/15→					
3.0 TFSI quattro	213	07/10→					
3.0 TFSI quattro	228	11/11→					
4.0 TFSI quattro	309	03/12→					
4.0 TFSI quattro	320	10/13→					
4.2 TDI quattro	283	10/13→					
6.3 W12 quattro	368	01/11→					
S8 plus quattro	445	11/15→					
S8 quattro	382	04/12→					
3.0 TFSI quattro	245	06/10→		07/10→; +PR 1LL		11.8171-0096.1 250155	ATE
				07/10→; +PR 1LJ		11.8171-0096.1 250155	ATE
4.2 FSI quattro	273	11/09→		07/10→; +PR 1LL		11.8171-0096.1 250155	ATE
4.2 TDI quattro	258	11/09→		→ 06/10; +PR 1LL		11.8171-0096.1 250155	ATE
				07/10→; +PR 1LJ		11.8171-0096.1 250155	ATE
				→ 06/10; +PR 1LJ		11.8171-0096.1 250155	ATE
<b>Bremsschlauch</b>							
2.0 TFSI hybrid	155	02/12→	←	05/12→	2	24.5140-0495.3 331446	L= 495
2.0 TFSI quattro	185	09/16→	←		2	24.5140-0495.3 331446	L= 495
2.5 TFSI	150	07/12→					
3.0 TDI	150	09/11→					
↓							

























	kw			 	! #		
<b>AUDI - A8 (4H2, 4H8, 4HC, 4HL) 11/09 →</b>							
 <b>Bremsschlauch</b>							
3.0 TDI quattro	155	08/10 →	←		2	24.5140-0495.3 331446	L= 495
3.0 TDI quattro	176	11/12 →					
3.0 TDI quattro	184	07/10 →					
3.0 TDI quattro	190	10/13 →					
3.0 TDI quattro	193	05/15 →					
3.0 TFSI quattro	213	07/10 →					
3.0 TFSI quattro	228	11/11 →					
4.0 TFSI quattro	309	03/12 →					
4.0 TFSI quattro	320	10/13 →					
4.2 FSI quattro	273	11/09 →					
4.2 TDI quattro	258	11/09 →					
4.2 TDI quattro	283	10/13 →					
6.3 W12 quattro	368	01/11 →					
S8 plus quattro	445	11/15 →					
S8 quattro	382	04/12 →					
3.0 TFSI quattro	245	06/10 →	←	07/10 →	2	24.5140-0495.3 331446	L= 495
<b>AUDI - ALLROAD (4BH, C5) 05/00 → 08/05</b>							
 <b>Bremssattel</b>							
2.5 TDI quattro	120	05/03 → 08/05	←	☐; +PR 1LA; → 07/05		11.9606-9965.2 220817	ATE Ø 60 - Halter
2.5 TDI quattro	132	05/00 → 08/05	←	☐; +PR 1LA; → 07/05		11.9606-9966.2 220818	ATE Ø 60 - Halter
2.7 quattro	187	09/00 → 08/05	←	☐; +PR 1LA; → 07/05		11.9606-9966.2 220818	ATE Ø 60 - Halter
2.7 T quattro	184	05/00 → 08/05	→	☐; → 07/05		24.3384-1733.5 240820	TRW Ø 38 - Halter
			→	☐; → 07/05		24.3384-1734.5 240821	TRW Ø 38 - Halter
4.2 V8 quattro	220	07/02 → 08/05	←	☐; +PR 1LA; → 07/05		11.9606-9965.2 220817	ATE Ø 60 - Halter
			←	☐; +PR 1LA; → 07/05		11.9606-9966.2 220818	ATE Ø 60 - Halter
			→	☐; → 07/05		24.3437-1701.7 220761	TRW Ø 43 - Halter
			→	☐; → 07/05		24.3437-1702.7 220762	TRW Ø 43 - Halter
<b>Halter, Bremssattel</b>							
2.5 TDI quattro	120	05/03 → 08/05	←	+PR 1LA; → 07/05		11.0230-0630.1 260127	ATE
2.5 TDI quattro	132	05/00 → 08/05					
2.7 quattro	187	09/00 → 08/05					
2.7 T quattro	184	05/00 → 08/05					
4.2 V8 quattro	220	07/02 → 08/05					
<b>Feder, Bremssattel</b>							
2.5 TDI quattro	120	05/03 → 08/05	←	+PR 1LA; → 07/05	2	11.8116-0299.1 390446	ATE
2.5 TDI quattro	132	05/00 → 08/05					
2.7 quattro	187	09/00 → 08/05					
2.7 T quattro	184	05/00 → 08/05					
4.2 V8 quattro	220	07/02 → 08/05					
<b>Führungshülzensatz, Bremssattel</b>							
2.5 TDI quattro	120	05/03 → 08/05	←	+PR 1LA; → 07/05		11.0101-5409.2 260035	ATE
2.5 TDI quattro	132	05/00 → 08/05					
2.7 quattro	187	09/00 → 08/05					
2.7 T quattro	184	05/00 → 08/05					
4.2 V8 quattro	220	07/02 → 08/05					
<b>Führungsbolzen, Bremssattel</b>							
2.5 TDI quattro	120	05/03 → 08/05		+PR 1LA; → 07/05		11.8171-0008.1 990049	ATE
2.5 TDI quattro	132	05/00 → 08/05					
2.7 quattro	187	09/00 → 08/05					
2.7 T quattro	184	05/00 → 08/05					
4.2 V8 quattro	220	07/02 → 08/05					
<b>Dichtungssatz, Bremssattel</b>							
2.5 TDI quattro	120	05/03 → 08/05	←	+PR 1LA; → 07/05		11.0441-6008.2 250038	ATE für Kolben-Ø [mm]: 60
2.5 TDI quattro	132	05/00 → 08/05					
2.7 quattro	187	09/00 → 08/05					
2.7 T quattro	184	05/00 → 08/05					
4.2 V8 quattro	220	07/02 → 08/05					
 <b>Bremsschlauch</b>							
2.5 TDI quattro	120	05/03 → 08/05	←	→ 07/05	2	24.5237-0335.3 331462	L= 335
2.5 TDI quattro	132	05/00 → 08/05					
2.7 quattro	187	09/00 → 08/05					
2.7 T quattro	184	05/00 → 08/05					
4.2 V8 quattro	220	07/02 → 08/05					
<b>AUDI - CABRIOLET (8G7, B4) 05/91 → 08/00</b>							
 <b>Bremssattel</b>							
1.8	92	01/97 → 08/00	←	☐; 04/97 →		24.3541-1719.5 240057	TRW Ø 54 - Halter
↓							








	kw			 	! #			
<b>AUDI - CABRIOLET (8G7, B4) 05/91→08/00</b>								
 <b>Bremssattel</b>								
1.8	92	01/97→08/00	←	☐; 04/97→	24.3541-1720.5	240058	TRW Ø 54 - Halter	
			→	☐; 04/97→	24.3384-1709.5	240257	TRW Ø 38 - Halter	
			→	☐; 04/97→	24.3384-1710.5	240258	TRW Ø 38 - Halter	
1.9 TDI	66	06/95→08/00	←	☐; 07/95→	24.3541-1719.5	240057	TRW Ø 54 - Halter	
			←	☐; 07/95→	24.3541-1720.5	240058	TRW Ø 54 - Halter	
			→	☐; 07/95→	24.3384-1709.5	240257	TRW Ø 38 - Halter	
			→	☐; 07/95→	24.3384-1710.5	240258	TRW Ø 38 - Halter	
2.0 16V	103	06/95→07/96	←	☐	24.3541-1719.5	240057	TRW Ø 54 - Halter	
			←	☐	24.3541-1720.5	240058	TRW Ø 54 - Halter	
			→	☐	24.3384-1709.5	240257	TRW Ø 38 - Halter	
			→	☐	24.3384-1710.5	240258	TRW Ø 38 - Halter	
2.0 E	85	01/93→07/98	←	☐	24.3541-1719.5	240057	TRW Ø 54 - Halter	
			←	☐	24.3541-1720.5	240058	TRW Ø 54 - Halter	
			→	☐; → 8G-P-005533	24.3384-1601.5	240013	TRW Ø 38 - Halter	
			→	☐; → 8G-P-005533	24.3384-1602.5	240014	TRW Ø 38 - Halter	
			→	☐; 8G-P-005534→	24.3384-1709.5	240257	TRW Ø 38 - Halter	
			→	☐; 8G-P-005534→	24.3384-1710.5	240258	TRW Ø 38 - Halter	
2.6	110	06/93→08/00	←	☐; 01/94→	24.3541-1719.5	240057	TRW Ø 54 - Halter	
			←	☐; 01/94→	24.3541-1720.5	240058	TRW Ø 54 - Halter	
			→	☐; 01/94→	24.3384-1709.5	240257	TRW Ø 38 - Halter	
			→	☐; 01/94→	24.3384-1710.5	240258	TRW Ø 38 - Halter	
2.8	128	11/92→08/00	→	☐; → 8G-P-005533	24.3384-1601.5	240013	TRW Ø 38 - Halter	
			→	☐; → 8G-P-005533	24.3384-1602.5	240014	TRW Ø 38 - Halter	
			→	☐; 8G-P-005534→	24.3384-1709.5	240257	TRW Ø 38 - Halter	
			→	☐; 8G-P-005534→	24.3384-1710.5	240258	TRW Ø 38 - Halter	
<b>Führungshülzensatz, Bremssattel</b>								
2.8	128	11/92→08/00	←		11.0101-5403.2	260010	TRW	
<b>Zubehörsatz, Bremssattel</b>								
1.8	92	01/97→08/00	←	04/97→	24.0101-4301.2	260047	TRW	
1.9 TDI	66	06/95→08/00	←	07/95→	24.0101-4301.2	260047	TRW	
2.0 16V	103	06/95→07/96	←		24.0101-4301.2	260047	TRW	
2.0 E	85	01/93→07/98	←		24.0101-4301.2	260047	TRW	
			→	→ 8G-P-005533	24.0101-3601.2	260044	TRW	
2.6	110	06/93→08/00	←	01/94→	24.0101-4301.2	260047	TRW	
2.8	128	11/92→08/00	←		24.0101-3401.2	260043	TRW	
			→	→ 8G-P-005533	24.0101-3601.2	260044	TRW	
 <b>Bremsschlauch</b>								
1.8	92	01/97→08/00	←	am Bremssattel; 04/97→	2	24.5170-0161.3	331308	L= 161
			←	04/97→	2	24.5237-0288.3	331442	L= 288
			→	am Bremssattel; 04/97→	2	24.5170-0161.3	331308	L= 161
			→	☐; 04/97→		83.6224-0200.3	330729	L= 200
			→	☐; 04/97→		83.7804-0150.3	330853	L= 150
1.9 TDI	66	06/95→08/00	←	am Bremssattel; 07/95→	2	24.5170-0161.3	331308	L= 161
			←	07/95→	2	24.5237-0288.3	331442	L= 288
			→	am Bremssattel; 07/95→	2	24.5170-0161.3	331308	L= 161
			→	☐; 07/95→		83.6224-0200.3	330729	L= 200
			→	☐; 07/95→		83.7804-0150.3	330853	L= 150
2.0 16V 2.0 E 2.8	103 85 128	06/95→07/96 01/93→07/98 11/92→08/00	←	am Bremssattel	2	24.5170-0161.3	331308	L= 161
			←		2	24.5237-0288.3	331442	L= 288
			→	am Bremssattel	2	24.5170-0161.3	331308	L= 161
			→	☐		83.6224-0200.3	330729	L= 200
↓								










	kw			 	! #		
<b>AUDI - CABRIOLET (8G7, B4) 05/91→08/00</b>							
 <b>Bremsschlauch</b>							
2.0 16V 2.0 E 2.8	103 85 128	06/95→07/96 01/93→07/98 11/92→08/00	→			83.7804-0150.3 330853	L= 150
2.6	110	06/93→08/00	←	am Bremssattel; 01/94→	2	24.5170-0161.3 331308	L= 161
			←	01/94→	2	24.5237-0288.3 331442	L= 288
			→	am Bremssattel; 01/94→	2	24.5170-0161.3 331308	L= 161
			→	☐; 01/94→		83.6224-0200.3 330729	L= 200
			→	☐; 01/94→		83.7804-0150.3 330853	L= 150
<b>AUDI - COUPE (89, 8B) 10/88→12/96</b>							
 <b>Bremssattel</b>							
2.0	85	05/89→12/96	←	☐; → 07/92		11.3541-8521.2 220113	ATE Ø 54 - Halter
			←	☐; 08/92→		24.3541-1719.5 240057	TRW Ø 54 - Halter
			←	☐; 08/92→		24.3541-1720.5 240058	TRW Ø 54 - Halter
			←	☐; → 07/92		24.3541-1720.5 240058	TRW Ø 54 - Halter
			→	☐; → 04/93		24.3384-1601.5 240013	TRW Ø 38 - Halter
			→	☐; → 04/93		24.3384-1602.5 240014	TRW Ø 38 - Halter
			→	☐; 05/93→		24.3384-1709.5 240257	TRW Ø 38 - Halter
			→	☐; 05/93→		24.3384-1710.5 240258	TRW Ø 38 - Halter
2.0 16 V 2.6	103 110	08/92→12/96 08/92→12/96	←	☐		24.3541-1719.5 240057	TRW Ø 54 - Halter
			←	☐		24.3541-1720.5 240058	TRW Ø 54 - Halter
			→	☐; → 04/93		24.3384-1601.5 240013	TRW Ø 38 - Halter
			→	☐; → 04/93		24.3384-1602.5 240014	TRW Ø 38 - Halter
			→	☐; 05/93→		24.3384-1709.5 240257	TRW Ø 38 - Halter
			→	☐; 05/93→		24.3384-1710.5 240258	TRW Ø 38 - Halter
2.3	98	03/90→12/96	←	☐; → 07/92		11.3541-8521.2 220113	ATE Ø 54 - Halter
			←	☐; 08/92→		24.3541-1719.5 240057	TRW Ø 54 - Halter
			←	☐; 08/92→		24.3541-1720.5 240058	TRW Ø 54 - Halter
			←	☐; → 07/92		24.3541-1720.5 240058	TRW Ø 54 - Halter
			→	☐; → 04/93		24.3384-1601.5 240013	TRW Ø 38 - Halter
			→	☐; → 04/93		24.3384-1602.5 240014	TRW Ø 38 - Halter
			→	☐; 05/93→ 07/94		24.3384-1709.5 240257	TRW Ø 38 - Halter
			→	☐; 05/93→ 07/94		24.3384-1710.5 240258	TRW Ø 38 - Halter
2.3 20V quattro 2.8 quattro S2 quattro	123 128 169	05/90→12/96 08/91→12/96 10/92→12/96	→	☐		24.3384-1703.5 240055	TRW Ø 38 - Halter
2.3 quattro	98	05/90→12/96	←	☐; → 07/92		11.3541-8521.2 220113	ATE Ø 54 - Halter
			←	☐; 08/92→		24.3541-1719.5 240057	TRW Ø 54 - Halter
			←	☐; → 07/92		24.3541-1720.5 240058	TRW Ø 54 - Halter
			←	☐; 08/92→		24.3541-1720.5 240058	TRW Ø 54 - Halter
			→	☐		24.3384-1703.5 240055	TRW Ø 38 - Halter
			→	☐		24.3384-1704.5 240056	TRW Ø 38 - Halter
2.6 quattro	110	08/92→12/96	←	☐		11.3541-8521.2 220113	ATE Ø 54 - Halter
			←	☐		24.3541-1719.5 240057	TRW Ø 54 - Halter
			→	☐		24.3384-1703.5 240055	TRW Ø 38 - Halter
			→	☐		24.3384-1704.5 240056	TRW Ø 38 - Halter
2.8	128	09/91→12/96	→	☐; → 04/93		24.3384-1601.5 240013	TRW Ø 38 - Halter
			→	☐; → 04/93		24.3384-1602.5 240014	TRW Ø 38 - Halter
			→	☐; 05/93→		24.3384-1709.5 240257	TRW Ø 38 - Halter
			→	☐; 05/93→		24.3384-1710.5 240258	TRW Ø 38 - Halter
<b>Führungshülzensatz, Bremssattel</b>							
2.0 ↓	85	05/89→12/96	←	→ 07/92		11.0101-5403.2 260010	TRW











	kW					! #		
<b>AUDI - COUPE (89, 8B) 10/88→12/96</b>								
<b>Führungshülzensatz, Bremssattel</b>								
2.3	98	03/90→12/96	←	→ 07/92			11.0101-5409.2 260035	ATE
2.3 quattro	98	05/90→12/96	←	08/92→			11.0101-5403.2 260010	TRW
2.0 16 V	103	08/92→12/96	←				11.0101-5403.2 260010	TRW
2.6	110	08/92→12/96						
2.8	128	09/91→12/96						
2.8 quattro	128	08/91→12/96						
S2 quattro	169	10/92→12/96						
2.3 20V quattro	123	05/90→12/96	←	8B-L-003001→			11.0101-5403.2 260010	TRW
2.6 quattro	110	08/92→12/96	←				11.0101-5403.2 260010	TRW
							11.0101-5409.2 260035	ATE
<b>Führungsbolzen, Bremssattel</b>								
2.0	85	05/89→12/96	←	→ 07/92			11.8171-0008.1 990049	ATE
2.3	98	03/90→12/96						
2.3 quattro	98	05/90→12/96						
2.6 quattro	110	08/92→12/96	←				11.8171-0008.1 990049	ATE
<b>Dichtungssatz, Bremssattel</b>								
2.0	85	05/89→12/96	←	→ 07/92			11.0441-5405.2 250030	ATE
2.3	98	03/90→12/96						
2.3 quattro	98	05/90→12/96						
2.6 quattro	110	08/92→12/96	←				11.0441-5405.2 250030	ATE
<b>Zubehörsatz, Bremssattel</b>								
2.0	85	05/89→12/96	←	→ 07/92			24.0101-4301.2 260047	TRW
2.3	98	03/90→12/96	←	08/92→			24.0101-4301.2 260047	TRW
			→	→ 04/93			24.0101-3601.2 260044	TRW
2.0 16 V	103	08/92→12/96	←				24.0101-4301.2 260047	TRW
2.6	110	08/92→12/96	→	→ 04/93			24.0101-3601.2 260044	TRW
2.3 20V quattro	123	05/90→12/96	←	8B-L-003001→			24.0101-3401.2 260043	TRW
			→				24.0101-3601.2 260044	TRW
2.3 quattro	98	05/90→12/96	←	→ 07/92			24.0101-4301.2 260047	TRW
			←	08/92→			24.0101-4301.2 260047	TRW
			→				24.0101-3601.2 260044	TRW
2.6 quattro	110	08/92→12/96	←				24.0101-4301.2 260047	TRW
			→				24.0101-3601.2 260044	TRW
2.8	128	09/91→12/96	←				24.0101-3401.2 260043	TRW
			→	→ 04/93			24.0101-3601.2 260044	TRW
2.8 quattro	128	08/91→12/96	←				24.0101-3401.2 260043	TRW
S2 quattro	169	10/92→12/96	→				24.0101-3601.2 260044	TRW
<b>Bremsschlauch</b>								
2.0	85	05/89→12/96	←	am Bremssattel; 8B-L-003792→	2	24.5170-0161.3 331308	L= 161	
2.0 16 V	103	08/92→12/96	←	→ 8B-L-003791	2	24.5170-0315.3 331309	L= 315	
			←	8B-L-003792→	2	24.5237-0288.3 331442	L= 288	
			→	am Bremssattel	2	24.5170-0161.3 331308	L= 161	
			→	☐		83.6224-0200.3 330729	L= 200	
			→	☐		83.7804-0150.3 330853	L= 150	
2.3	98	03/90→12/96	←	am Bremssattel; 8B-L-003792→;	2	24.5170-0161.3 331308	L= 161	
				→ 07/94				
			←	→ 8B-L-003791	2	24.5170-0315.3 331309	L= 315	
			←	8B-L-003792→; → 07/94	2	24.5237-0288.3 331442	L= 288	
			→	am Bremssattel; → 07/94	2	24.5170-0161.3 331308	L= 161	
			→	☐; → 07/94		83.6224-0200.3 330729	L= 200	
			→	☐; → 07/94		83.7804-0150.3 330853	L= 150	
2.3 20V quattro	123	05/90→12/96	←	→ 8B-L-003000	2	24.5113-0380.3 331344	L= 382	
			←	am Bremssattel; 8B-L-003001→	2	24.5170-0161.3 331308	L= 161	
			←	8B-L-003001→	2	24.5237-0288.3 331442	L= 288	
			→		2	83.6104-0250.3 330720	L= 250	
2.3 quattro	98	05/90→12/96	←	am Bremssattel; 8B-L-003001→	2	24.5170-0161.3 331308	L= 161	
↓								








	kW			 	! #		
<b>AUDI - COUPE (89, 8B) 10/88→12/96</b>							
<b>Bremsschlauch</b>							
2.3 quattro	98	05/90→12/96	←	→ 8B-L-003000	2	24.5170-0315.3 331309	L= 315
			←	8B-L-003001→	2	24.5237-0288.3 331442	L= 288
			→		2	83.6104-0250.3 330720	L= 250
2.6	110	08/92→12/96	←	am Bremssattel	2	24.5170-0161.3 331308	L= 161
2.8	128	09/91→12/96	←		2	24.5237-0288.3 331442	L= 288
			→	am Bremssattel	2	24.5170-0161.3 331308	L= 161
			→			83.6224-0200.3 330729	L= 200
			→			83.7804-0150.3 330853	L= 150
2.6 quattro	110	08/92→12/96	←	am Bremssattel	2	24.5170-0161.3 331308	L= 161
2.8 quattro	128	08/91→12/96	←		2	24.5237-0288.3 331442	L= 288
S2 quattro	169	10/92→12/96	→		2	83.6104-0250.3 330720	L= 250
<b>AUDI - Q2 (GAB) 06/16→</b>							
<b>Feder, Bremssattel</b>							
1.0 TFSI	85	10/16→	→	+PR 1KJ,1KY	2	11.8116-0340.1 390595	ATE
1.4 TSI	110	06/16→					
1.6 TDI	85	06/16→					
2.0 TDI	110	09/16→					
2.0 TDI quattro	110	09/16→					
2.0 TDI quattro	140	07/16→					
2.0 TFSI quattro	140	05/17→					
<b>Führungshülzensatz, Bremssattel</b>							
1.0 TFSI	85	10/16→	→	+PR 1KJ,1KY		11.0101-5407.2 260011	ATE
1.4 TSI	110	06/16→					
1.6 TDI	85	06/16→					
2.0 TDI	110	09/16→					
2.0 TDI quattro	110	09/16→					
2.0 TDI quattro	140	07/16→					
2.0 TFSI quattro	140	05/17→					
<b>Führungsbolzen, Bremssattel</b>							
1.0 TFSI	85	10/16→	→	+PR 1KJ,1KY		11.8171-0008.1 990049	ATE
1.4 TSI	110	06/16→					
1.6 TDI	85	06/16→					
2.0 TDI	110	09/16→					
2.0 TDI quattro	110	09/16→					
2.0 TDI quattro	140	07/16→					
2.0 TFSI quattro	140	05/17→					
<b>AUDI - Q3 (8UB, 8UG) 06/11→</b>							
<b>Bremssattel</b>							
1.4 TFSI	92	07/16→	←	 ; +PR 1LJ,1ZD		11.9571-9759.2 220847	ATE Ø 57 - Halter
1.4 TSI	110	10/13→	←	 ; +PR 1LJ,1ZD		11.9571-9760.2 220848	ATE Ø 57 - Halter
2.0 TDI	88	03/15→	→	 ; +PR 1KU		24.6241-1709.7 221021	TRW Ø 41 + EMot / - Halter + FSB
2.0 TDI	103	09/11→	→	 ; +PR 1KU		24.6241-1710.7 221022	TRW Ø 41 + EMot / - Halter + FSB
2.0 TDI	110	11/14→					
2.0 TDI	130	05/13→					
2.0 TDI	135	05/15→					
2.0 TDI quattro	103	01/12→					
2.0 TDI quattro	110	11/14→					
2.0 TDI quattro	120	06/11→					
2.0 TDI quattro	130	06/11→					
2.0 TDI quattro	135	11/14→					
2.0 TFSI	132	05/15→					
2.0 TFSI quattro	125	06/11→					
2.0 TFSI quattro	132	11/14→					
2.0 TFSI quattro	155	06/11→					
2.0 TFSI quattro	162	11/14→					
<b>Halter, Bremssattel</b>							
1.4 TFSI	92	07/16→	←	+PR 1LJ,1ZD	2	11.0230-0131.1 260129	ATE
1.4 TSI	110	10/13→					
2.0 TDI	88	03/15→					
2.0 TDI	100	09/11→					
2.0 TDI	103	09/11→					
2.0 TDI	110	11/14→					
2.0 TDI	130	05/13→					
2.0 TDI	135	05/15→					
2.0 TDI quattro	103	01/12→					
2.0 TDI quattro	110	11/14→					
2.0 TDI quattro	120	06/11→					
2.0 TDI quattro	130	06/11→					










	kW			 	! #		
<b>AUDI - Q3 (8UB, 8UG) 06/11→</b>							
<b>Halter, Bremssattel</b>							
2.0 TDI quattro	135	11/14→	←	+PR 1LJ,1ZD	2	11.0230-0131.1 260129	ATE
2.0 TFSI	132	05/15→					
2.0 TFSI quattro	125	06/11→					
2.0 TFSI quattro	132	11/14→					
2.0 TFSI quattro	155	06/11→					
2.0 TFSI quattro	162	11/14→					
<b>Feder, Bremssattel</b>							
1.4 TFSI	92	07/16→		+PR 1LJ,1ZD	2	11.8116-0071.1 390605	ATE
1.4 TSI	110	10/13→					
2.0 TDI	88	03/15→					
2.0 TDI	100	09/11→					
2.0 TDI	103	09/11→					
2.0 TDI	110	11/14→					
2.0 TDI	130	05/13→					
2.0 TDI	135	05/15→					
2.0 TDI quattro	103	01/12→					
2.0 TDI quattro	110	11/14→					
2.0 TDI quattro	120	06/11→					
2.0 TDI quattro	130	06/11→					
2.0 TDI quattro	135	11/14→					
2.0 TFSI	132	05/15→					
2.0 TFSI quattro	125	06/11→					
2.0 TFSI quattro	132	11/14→					
2.0 TFSI quattro	155	06/11→					
2.0 TFSI quattro	162	11/14→					
<b>Führungshülzensatz, Bremssattel</b>							
1.4 TFSI	92	07/16→	←	+PR 1LJ,1ZD		11.0101-5409.2 260035	ATE
1.4 TSI	110	10/13→					
2.0 TDI	88	03/15→					
2.0 TDI	100	09/11→					
2.0 TDI	103	09/11→					
2.0 TDI	110	11/14→					
2.0 TDI	130	05/13→					
2.0 TDI	135	05/15→					
2.0 TDI quattro	103	01/12→					
2.0 TDI quattro	110	11/14→					
2.0 TDI quattro	120	06/11→					
2.0 TDI quattro	130	06/11→					
2.0 TDI quattro	135	11/14→					
2.0 TFSI	132	05/15→					
2.0 TFSI quattro	125	06/11→					
2.0 TFSI quattro	132	11/14→					
2.0 TFSI quattro	155	06/11→					
2.0 TFSI quattro	162	11/14→					
<b>Führungsbolzen, Bremssattel</b>							
1.4 TFSI	92	07/16→		+PR 1LJ,1ZD		11.8171-0008.1 990049	ATE
1.4 TSI	110	10/13→					
2.0 TDI	88	03/15→					
2.0 TDI	100	09/11→					
2.0 TDI	103	09/11→					
2.0 TDI	110	11/14→					
2.0 TDI	130	05/13→					
2.0 TDI	135	05/15→					
2.0 TDI quattro	103	01/12→					
2.0 TDI quattro	110	11/14→					
2.0 TDI quattro	120	06/11→					
2.0 TDI quattro	130	06/11→					
2.0 TDI quattro	135	11/14→					
2.0 TFSI	132	05/15→					
2.0 TFSI quattro	125	06/11→					
2.0 TFSI quattro	132	11/14→					
2.0 TFSI quattro	155	06/11→					
2.0 TFSI quattro	162	11/14→					
<b>Bremsschlauch</b>							
1.4 TFSI	92	07/16→	←		2	24.5143-0578.3 331168	L= 578
2.0 TDI	88	03/15→					
2.0 TDI	110	11/14→					
2.0 TDI	135	05/15→					
2.0 TDI quattro	110	11/14→					
2.0 TDI quattro	135	11/14→					
2.0 TFSI	132	05/15→					
2.0 TFSI quattro	132	11/14→					
2.0 TFSI quattro	162	11/14→					
1.4 TSI	110	10/13→	←		2	24.5143-0578.3 331168	L= 578
2.0 TDI	100	09/11→					
2.0 TDI	103	09/11→	→		2	24.5143-0257.3 331167	L= 257
2.0 TDI	130	05/13→					
2.0 TDI quattro	103	01/12→					
↓							










	kw			 	! #		
<b>AUDI - Q3 (8UB, 8UG) 06/11→</b>							
 <b>Bremsschlauch</b>							
2.0 TDI quattro	120	06/11→	←		2	24.5143-0578.3 331168	L= 578
2.0 TDI quattro	130	06/11→					
2.0 TFSI quattro	125	06/11→	→		2	24.5143-0257.3 331167	L= 257
2.0 TFSI quattro	155	06/11→					
<b>AUDI - Q5 (8RB) 11/08→</b>							
 <b>Bremssattel</b>							
2.0 TDI	100	11/10→	←	☐; → 06/11; +PR 1LA,1LJ		24.3601-1729.5 240802	TRW Ø 60 - Halter
2.0 TDI	105	11/10→					
2.0 TDI quattro	100	08/09→	←	☐; 07/11→ 05/12; +PR 1LA,1LJ		24.3601-1729.5 240802	TRW Ø 60 - Halter
2.0 TDI quattro	105	08/09→	←	☐; +PR 1LJ,1ZB,1ZT		24.3601-1729.5 240802	TRW Ø 60 - Halter
2.0 TFSI hybrid quattro	155	06/11→	←	☐; → 06/11; +PR 1LA,1LJ		24.3601-1730.5 240803	TRW Ø 60 - Halter
2.0 TFSI quattro	132	08/09→	←	☐; 07/11→ 05/12; +PR 1LA,1LJ		24.3601-1730.5 240803	TRW Ø 60 - Halter
			←	☐; +PR 1LJ,1ZB,1ZT		24.3601-1730.5 240803	TRW Ø 60 - Halter
			→	☐; → 05/12; +PR 1KW		24.6243-1703.7 220945	TRW Ø 43 + EMot / - Halter + FSB
			→	☐; → 05/12; +PR 1KW		24.6243-1704.7 220946	TRW Ø 43 + EMot / - Halter + FSB
			→	☐; 06/12→; +PR 1KW,2EK		24.6243-1707.7 220979	TRW Ø 43 + EMot / - Halter + FSB
			→	☐; 06/12→; +PR 1KW,2EK		24.6243-1708.7 220980	TRW Ø 43 + EMot / - Halter + FSB
			→	☐; → 12/12; +PR 1KE,2EL		24.6243-1717.5 240747	TRW Ø 43 + EMot / - Halter + FSB
			→	☐; → 12/12; +PR 1KE,2EL		24.6243-1718.5 240748	TRW Ø 43 + EMot / - Halter + FSB
			→	☐; 01/13→; +PR 1KE,2EL		24.6243-1721.5 240782	TRW Ø 43 + EMot / - Halter + FSB
			→	☐; 01/13→; +PR 1KE,2EL		24.6243-1722.5 240783	TRW Ø 43 + EMot / - Halter + FSB
2.0 TDI	110	05/13→	←	☐; +PR 1LJ,1ZB,1ZT		24.3601-1729.5 240802	TRW Ø 60 - Halter
2.0 TDI	140	09/15→	←	☐; +PR 1LJ,1ZB,1ZT		24.3601-1730.5 240803	TRW Ø 60 - Halter
2.0 TDI quattro	110	05/13→	←	☐; +PR 1LJ,1ZB,1ZT		24.3601-1730.5 240803	TRW Ø 60 - Halter
2.0 TDI quattro	140	11/13→	→	☐; +PR 1KW,2EK		24.6243-1707.7 220979	TRW Ø 43 + EMot / - Halter + FSB
2.0 TFSI quattro	162	05/13→	→	☐; +PR 1KW,2EK		24.6243-1708.7 220980	TRW Ø 43 + EMot / - Halter + FSB
2.0 TFSI quattro	169	08/15→	→	☐; +PR 1KW,2EK		24.6243-1708.7 220980	TRW Ø 43 + EMot / - Halter + FSB
3.0 TDI quattro	190	11/13→	→	☐; +PR 1KE,2EL		24.6243-1721.5 240782	TRW Ø 43 + EMot / - Halter + FSB
			→	☐; +PR 1KE,2EL		24.6243-1722.5 240783	TRW Ø 43 + EMot / - Halter + FSB
2.0 TDI quattro	120	11/08→	←	☐; 03/09→; +PR 1LJ,1ZB,1ZT		24.3601-1729.5 240802	TRW Ø 60 - Halter
2.0 TDI quattro	125	11/08→	←	☐; 03/09→ 06/11; +PR 1LA,1LJ		24.3601-1729.5 240802	TRW Ø 60 - Halter
2.0 TFSI quattro	155	11/08→	←	☐; 03/09→ 06/11; +PR 1LA,1LJ		24.3601-1729.5 240802	TRW Ø 60 - Halter
3.0 TDI quattro	155	11/08→	←	☐; 07/11→ 05/12; +PR 1LA,1LJ		24.3601-1729.5 240802	TRW Ø 60 - Halter
3.0 TDI quattro	176	11/08→	←	☐; 07/11→ 05/12; +PR 1LA,1LJ		24.3601-1730.5 240803	TRW Ø 60 - Halter
3.2 FSI quattro	199	11/08→	←	☐; 03/09→; +PR 1LJ,1ZB,1ZT		24.3601-1730.5 240803	TRW Ø 60 - Halter
			←	☐; 03/09→ 06/11; +PR 1LA,1LJ		24.3601-1730.5 240803	TRW Ø 60 - Halter
			→	☐; 03/09→ 05/12; +PR 1KW		24.6243-1703.7 220945	TRW Ø 43 + EMot / - Halter + FSB
			→	☐; 03/09→ 05/12; +PR 1KW		24.6243-1704.7 220946	TRW Ø 43 + EMot / - Halter + FSB
			→	☐; 06/12→; +PR 1KW,2EK		24.6243-1707.7 220979	TRW Ø 43 + EMot / - Halter + FSB
			→	☐; 06/12→; +PR 1KW,2EK		24.6243-1708.7 220980	TRW Ø 43 + EMot / - Halter + FSB
			→	☐; 03/09→ 12/12; +PR 1KE,2EL		24.6243-1717.5 240747	TRW Ø 43 + EMot / - Halter + FSB
			→	☐; 03/09→ 12/12; +PR 1KE,2EL		24.6243-1718.5 240748	TRW Ø 43 + EMot / - Halter + FSB
			→	☐; 01/13→; +PR 1KE,2EL		24.6243-1721.5 240782	TRW Ø 43 + EMot / - Halter + FSB
			→	☐; 01/13→; +PR 1KE,2EL		24.6243-1722.5 240783	TRW Ø 43 + EMot / - Halter + FSB
2.0 TDI quattro	130	06/12→	←	☐; 09/12→; +PR 1LJ,1ZB,1ZT		24.3601-1729.5 240802	TRW Ø 60 - Halter
2.0 TFSI quattro	165	06/12→	←	☐; 09/12→; +PR 1LJ,1ZB,1ZT		24.3601-1730.5 240803	TRW Ø 60 - Halter
3.0 TDI quattro	180	06/12→	←	☐; 09/12→; +PR 1LJ,1ZB,1ZT		24.3601-1730.5 240803	TRW Ø 60 - Halter
3.0 TDI quattro	184	06/12→	→	☐; 09/12→; +PR 1KW,2EK		24.6243-1707.7 220979	TRW Ø 43 + EMot / - Halter + FSB
3.0 TFSI quattro	200	06/12→					
↓							








	kw			 	! #		
<b>AUDI - Q5 (8RB) 11/08→</b>							
 <b>Bremssattel</b>							
2.0 TDI quattro	130	06/12→	➔	☐; 09/12→; +PR 1KW,2EK		24.6243-1708.7 220980	TRW Ø 43 + EMot / - Halter + FSB
2.0 TFSI quattro	165	06/12→					
3.0 TDI quattro	180	06/12→	➔	☐; 09/12→ 12/12; +PR 1KE,2EL		24.6243-1717.5 240747	TRW Ø 43 + EMot / - Halter + FSB
3.0 TDI quattro	184	06/12→					
3.0 TFSI quattro	200	06/12→	➔	☐; 09/12→ 12/12; +PR 1KE,2EL		24.6243-1718.5 240748	TRW Ø 43 + EMot / - Halter + FSB
			➔	☐; 01/13→; +PR 1KE,2EL		24.6243-1721.5 240782	TRW Ø 43 + EMot / - Halter + FSB
			➔	☐; 01/13→; +PR 1KE,2EL		24.6243-1722.5 240783	TRW Ø 43 + EMot / - Halter + FSB
<b>Feder, Bremssattel</b>							
SQ5 TDI quattro	230	12/12→		+PR 1LV,1ZK	2	11.8116-0018.2 390604	ATE
SQ5 TDI quattro	240	04/15→					
SQ5 TDI quattro	250	11/15→					
SQ5 TFSI quattro	260	05/13→					
<b>Führungshülzensatz, Bremssattel</b>							
SQ5 TDI quattro	230	12/12→	←	+PR 1LV,1ZK		11.0101-7001.2 260139	ATE
SQ5 TDI quattro	240	04/15→					
SQ5 TDI quattro	250	11/15→					
SQ5 TFSI quattro	260	05/13→					
<b>Führungsbolzen, Bremssattel</b>							
SQ5 TDI quattro	230	12/12→		+PR 1LV,1ZK		11.8171-0096.1 250155	ATE
SQ5 TDI quattro	240	04/15→					
SQ5 TDI quattro	250	11/15→					
SQ5 TFSI quattro	260	05/13→					
 <b>Bremsschlauch</b>							
2.0 TDI	100	11/10→	←		2	83.7713-0483.3 331229	L= 485
2.0 TDI	105	11/10→					
2.0 TDI	110	05/13→	➔		2	24.5140-0396.3 331372	L= 396
2.0 TDI	140	09/15→					
2.0 TDI quattro	100	08/09→					
2.0 TDI quattro	105	08/09→					
2.0 TDI quattro	110	05/13→					
2.0 TDI quattro	140	11/13→					
2.0 TFSI hybrid quattro	155	06/11→					
2.0 TFSI quattro	132	08/09→					
2.0 TFSI quattro	162	05/13→					
2.0 TFSI quattro	169	08/15→					
3.0 TDI quattro	190	11/13→					
SQ5 TDI quattro	230	12/12→					
SQ5 TDI quattro	240	04/15→					
SQ5 TDI quattro	250	11/15→					
SQ5 TFSI quattro	260	05/13→					
2.0 TDI quattro	120	11/08→	←	03/09→	2	83.7713-0483.3 331229	L= 485
2.0 TDI quattro	125	11/08→					
2.0 TFSI quattro	155	11/08→	➔	03/09→	2	24.5140-0396.3 331372	L= 396
3.0 TDI quattro	155	11/08→					
3.0 TDI quattro	176	11/08→					
3.2 FSI quattro	199	11/08→					
2.0 TDI quattro	130	06/12→	←	09/12→	2	83.7713-0483.3 331229	L= 485
2.0 TFSI quattro	165	06/12→					
3.0 TDI quattro	180	06/12→	➔	09/12→	2	24.5140-0396.3 331372	L= 396
3.0 TDI quattro	184	06/12→					
3.0 TFSI quattro	200	06/12→					
<b>AUDI - Q7 (4LB) 03/06→01/16</b>							
 <b>Bremsschlauch</b>							
3.0 TDI quattro	150	05/10→08/15	←		2	24.5237-0515.3 331463	L= 515
3.0 TDI quattro	155	03/06→05/10					
3.0 TDI quattro	165	06/09→05/12	➔		2	83.7812-0400.3 331214	L= 400
3.0 TDI quattro	171	03/06→05/08					
3.0 TDI quattro	176	11/07→08/15					
3.0 TDI quattro	180	05/11→08/15					
3.0 TFSI quattro	200	05/10→08/15					
3.0 TFSI quattro	206	05/11→08/15					
3.0 TFSI quattro	245	05/10→08/15					
3.6 FSI quattro	206	08/06→05/10					
4.2 FSI quattro	257	03/06→05/10					
4.2 TDI quattro	240	03/07→06/09					
4.2 TDI quattro	250	05/09→08/15					
6.0 TDI quattro	368	09/08→05/14					








	kw			 	! #		
<b>AUDI - TT (8J3) 07/06→06/14</b>							
<b>Bremssattel</b>							
1.8 TFSI	118	06/08→06/14	←	☐; +PR 1LJ		11.9541-9553.2 220563	ATE Ø 54 - Halter
2.0 TFSI	147	08/06→06/10	←	☐; +PR 1LL		11.9541-9553.2 220563	ATE Ø 54 - Halter
2.0 TFSI	155	05/10→06/14	←	☐; +PR 1LJ		11.9541-9554.2 220564	ATE Ø 54 - Halter
			←	☐; +PR 1LL		11.9541-9554.2 220564	ATE Ø 54 - Halter
			→	☐; +PR 1KZ,2ED		24.3387-1717.5 240872	TRW Ø 38 - Halter
			→	☐; +PR 1KZ,2ED		24.3387-1717.7 220757	TRW Ø 38 - Halter
			→	☐; +PR 1KZ,2ED		24.3387-1718.5 240873	TRW Ø 38 - Halter
2.0 TDI quattro	125	06/08→06/14	←	☐; +PR 1LJ		11.9541-9553.2 220563	ATE Ø 54 - Halter
2.0 TFSI quattro	147	06/08→06/10	←	☐; +PR 1LL		11.9541-9553.2 220563	ATE Ø 54 - Halter
2.0 TTS quattro	195	05/08→06/14	←	☐; +PR 1LJ		11.9541-9554.2 220564	ATE Ø 54 - Halter
3.2 V6 quattro	184	08/06→06/10	←	☐; +PR 1LL		11.9541-9554.2 220564	ATE Ø 54 - Halter
			→	☐; +PR 1KJ		24.3414-1709.5 240834	TRW Ø 41 - Halter
			→	☐; +PR 1KJ		24.3414-1710.5 240835	TRW Ø 41 - Halter
			→	☐; +PR 2EA,2EF		24.3417-1711.5 240766	TRW Ø 41 - Halter
			→	☐; +PR 2EA,2EF		24.3417-1712.5 240767	TRW Ø 41 - Halter
2.0 TFSI quattro	155	05/10→06/14	←	☐; +PR 1LJ		11.9541-9553.2 220563	ATE Ø 54 - Halter
			←	☐; +PR 1LL		11.9541-9553.2 220563	ATE Ø 54 - Halter
			←	☐; +PR 1LJ		11.9541-9554.2 220564	ATE Ø 54 - Halter
			←	☐; +PR 1LL		11.9541-9554.2 220564	ATE Ø 54 - Halter
			→	☐; +PR 1KJ		24.3414-1709.5 240834	TRW Ø 41 - Halter
			→	☐; +PR 1KJ		24.3414-1710.5 240835	TRW Ø 41 - Halter
<b>Halter, Bremssattel</b>							
1.8 TFSI	118	06/08→06/14	←	+PR 1LJ		11.0230-0783.1 260133	ATE
2.0 TDI quattro	125	06/08→06/14					
2.0 TFSI	147	08/06→06/10					
2.0 TFSI	155	05/10→06/14					
2.0 TFSI quattro	147	06/08→06/10					
2.0 TFSI quattro	155	05/10→06/14					
2.0 TTS quattro	195	05/08→06/14					
3.2 V6 quattro	184	08/06→06/10					
<b>Feder, Bremssattel</b>							
1.8 TFSI	118	06/08→06/14		+PR 1LM	2	11.8116-0410.2 390589	ATE
2.0 TDI quattro	125	06/08→06/14		+PR 1LK	2	11.8116-0410.2 390589	ATE
2.0 TFSI quattro	147	06/08→06/10					
2.0 TTS quattro	195	05/08→06/14	←	+PR 1LJ	2	11.8116-0351.1 390538	ATE
			←	+PR 1LL	2	11.8116-0351.1 390538	ATE
2.0 TFSI	147	08/06→06/10		+PR 1LK, 1LM	2	11.8116-0410.2 390589	ATE
3.2 V6 quattro	184	08/06→06/10		+PR 1LM	2	11.8116-0410.2 390589	ATE
			←	+PR 1LJ	2	11.8116-0351.1 390538	ATE
			←	+PR 1LL	2	11.8116-0351.1 390538	ATE
2.0 TFSI	155	05/10→06/14		+PR 1LM	2	11.8116-0410.2 390589	ATE
2.0 TFSI quattro	155	05/10→06/14	←	+PR 1LL	2	11.8116-0351.1 390538	ATE
			←	+PR 1LJ	2	11.8116-0351.1 390538	ATE
2.0 TTS quattro	200	05/08→06/14		+PR 1LN	2	11.8116-0006.2 390601	ATE
<b>Führungshülzensatz, Bremssattel</b>							
1.8 TFSI	118	06/08→06/14	←	+PR 1LL		11.0101-5409.2 260035	ATE
2.0 TDI quattro	125	06/08→06/14	←	+PR 1LM		11.0101-5409.2 260035	ATE
2.0 TFSI quattro	147	06/08→06/10	←	+PR 1LJ		11.0101-5409.2 260035	ATE
2.0 TTS quattro	195	05/08→06/14	←	+PR 1LK		11.0101-5409.2 260035	ATE
2.0 TFSI	147	08/06→06/10	←	+PR 1LL		11.0101-5409.2 260035	ATE
3.2 V6 quattro	184	08/06→06/10	←	+PR 1LM		11.0101-5409.2 260035	ATE
			←	+PR 1LK, 1LM		11.0101-5409.2 260035	ATE
			←	+PR 1LJ		11.0101-5409.2 260035	ATE
2.0 TFSI	155	05/10→06/14	←	+PR 1LM		11.0101-5409.2 260035	ATE
2.0 TFSI quattro	155	05/10→06/14	←	+PR 1LL		11.0101-5409.2 260035	ATE
			←	+PR 1LJ		11.0101-5409.2 260035	ATE
↓							










	kw			 	! #		
<b>AUDI - TT (8J3) 07/06→06/14</b>							
<b>Führungshülzensatz, Bremssattel</b>							
2.0 TTS quattro	200	05/08→06/14	←	+PR 1LN		11.0101-5409.2 260035	ATE
<b>Führungsbolzen, Bremssattel</b>							
1.8 TFSI	118	06/08→06/14		+PR 1LL		11.8171-0008.1 990049	ATE
2.0 TDI quattro	125	06/08→06/14		+PR 1LM		11.8171-0008.1 990049	ATE
2.0 TFSI quattro	147	06/08→06/10		+PR 1LK		11.8171-0008.1 990049	ATE
2.0 TTS quattro	195	05/08→06/14		+PR 1LJ		11.8171-0008.1 990049	ATE
2.0 TFSI	147	08/06→06/10		+PR 1LL		11.8171-0008.1 990049	ATE
3.2 V6 quattro	184	08/06→06/10		+PR 1LM		11.8171-0008.1 990049	ATE
				+PR 1LK, 1LM		11.8171-0008.1 990049	ATE
				+PR 1LJ		11.8171-0008.1 990049	ATE
2.0 TFSI	155	05/10→06/14		+PR 1LM		11.8171-0008.1 990049	ATE
2.0 TFSI quattro	155	05/10→06/14		+PR 1LL		11.8171-0008.1 990049	ATE
				+PR 1LJ		11.8171-0008.1 990049	ATE
2.0 TTS quattro	200	05/08→06/14		+PR 1LN		11.8171-0008.1 990049	ATE
<b>Zubehörsatz, Bremssattel</b>							
1.8 TFSI	118	06/08→06/14		+PR 1KZ,2ED		24.0101-3803.2 260101	TRW
2.0 TFSI	147	08/06→06/10					
2.0 TFSI	155	05/10→06/14					
<b>Bremsschlauch</b>							
1.8 TFSI	118	06/08→06/14	←	+PR 1LJ;1LL	2	83.7847-0620.3 331110	L= 620
2.0 TDI quattro	125	06/08→06/14	←	+PR 1LK;1LM	2	83.7849-0554.3 331112	L= 554
2.0 TFSI	147	08/06→06/10	←		2	83.7849-0250.3 331111	L= 250
2.0 TFSI quattro	147	06/08→06/10	→		2	83.7849-0250.3 331111	L= 250
2.0 TTS quattro	195	05/08→06/14					
3.2 V6 quattro	184	08/06→06/10					
2.0 TFSI	155	05/10→06/14	←	+PR 1LJ,1LL	2	83.7847-0620.3 331110	L= 620
2.0 TFSI quattro	155	05/10→06/14	←	+PR 1LK,1LM	2	83.7849-0554.3 331112	L= 554
2.0 TTS quattro	200	05/08→06/14	→		2	83.7849-0250.3 331111	L= 250
2.5 RS quattro	250	07/09→06/14	→		2	83.7849-0250.3 331111	L= 250
2.5 RS quattro	265	05/11→06/14					
<b>AUDI - TT (8N3) 10/98→06/06</b>							
<b>Bremssattel</b>							
1.8 T	110	09/02→06/06	←	☐; +PR 1LD,1LT,1LV		11.9541-9595.2 220501	ATE Ø 54 - Halter
1.8 T	120	09/05→06/06	←	☐; +PR 1LD,1LT,1LV		11.9541-9596.2 220502	ATE Ø 54 - Halter
1.8 T	132	10/98→06/06	←	☐; +PR 1LD,1LT,1LV		11.9541-9596.2 220502	ATE Ø 54 - Halter
1.8 T	140	09/05→06/06	→	☐; → 8N-Y-011100; +PR 1KK		24.3384-1723.5 240842	TRW Ø 38 - Halter
			→	☐; → 8N-Y-011100; +PR 1KK		24.3384-1724.5 240843	TRW Ø 38 - Halter
			→	☐; 8N-Y-011101→; +PR 1KK,2EK		24.3384-1729.5 240816	TRW Ø 38 - Halter
			→	☐; 8N-Y-011101→; +PR 1KK,2EK		24.3384-1730.5 240817	TRW Ø 38 - Halter
1.8 T quattro	132	10/98→06/06	←	☐; +PR 1LD,1LT,1LV		11.9541-9595.2 220501	ATE Ø 54 - Halter
1.8 T quattro	140	09/05→06/06	←	☐; +PR 1LD,1LT,1LV		11.9541-9596.2 220502	ATE Ø 54 - Halter
1.8 T quattro	165	10/98→06/06	←	☐; +PR 1LD,1LT,1LV		11.9541-9596.2 220502	ATE Ø 54 - Halter
1.8 T quattro	176	03/05→06/06	→	☐; +PR 1KF		24.3384-1745.5 240848	TRW Ø 38 - Halter
			→	☐; +PR 1KF		24.3384-1746.5 240849	TRW Ø 38 - Halter
			→	☐; +PR 1KE		24.3414-1705.5 240832	TRW Ø 41 - Halter
3.2 VR6 quattro	184	07/03→06/06	←	☐		24.3421-9915.5 240641	ATE Ø 42 - Halter
			←	☐		24.3421-9916.5 240642	ATE Ø 42 - Halter
			→	☐; +PR 1KF		24.3384-1745.5 240848	TRW Ø 38 - Halter
			→	☐; +PR 1KF		24.3384-1746.5 240849	TRW Ø 38 - Halter
			→	☐; +PR 1KE		24.3414-1705.5 240832	TRW Ø 41 - Halter
<b>Halter, Bremssattel</b>							
1.8 T	110	09/02→06/06	←	+PR 1LD,1LT,1LV	2	11.0230-0451.1 260130	ATE
1.8 T	120	09/05→06/06					
1.8 T	132	10/98→06/06					
1.8 T	140	09/05→06/06					
1.8 T quattro	132	10/98→06/06					
1.8 T quattro	140	09/05→06/06					
1.8 T quattro	165	10/98→06/06					
1.8 T quattro	176	03/05→06/06					
↓							










	kW			 	! #		
<b>AUDI - TT (8N3) 10/98→06/06</b>							
<b>Feder, Bremssattel</b>							
1.8 T	110	09/02→06/06	←	+PR 1LD,1LT,1LV	2	11.8116-0143.1	390513 ATE
1.8 T	120	09/05→06/06					
1.8 T	132	10/98→06/06					
1.8 T	140	09/05→06/06					
1.8 T quattro	132	10/98→06/06					
1.8 T quattro	140	09/05→06/06					
1.8 T quattro	165	10/98→06/06					
1.8 T quattro	176	03/05→06/06					
3.2 VR6 quattro	184	07/03→06/06	←		2	11.8116-0260.1	390597 ATE
<b>Führungshülzensatz, Bremssattel</b>							
1.8 T	110	09/02→06/06	←	+PR 1LD,1LT,1LV		11.0101-5409.2	260035 ATE
1.8 T	120	09/05→06/06					
1.8 T	132	10/98→06/06					
1.8 T	140	09/05→06/06					
1.8 T quattro	132	10/98→06/06					
1.8 T quattro	140	09/05→06/06					
1.8 T quattro	165	10/98→06/06					
1.8 T quattro	176	03/05→06/06					
<b>Führungsbolzen, Bremssattel</b>							
1.8 T	110	09/02→06/06		+PR 1LD,1LT,1LV		11.8171-0008.1	990049 ATE
1.8 T	120	09/05→06/06					
1.8 T	132	10/98→06/06					
1.8 T	140	09/05→06/06					
1.8 T quattro	132	10/98→06/06					
1.8 T quattro	140	09/05→06/06					
1.8 T quattro	165	10/98→06/06					
1.8 T quattro	176	03/05→06/06					
3.2 VR6 quattro	184	07/03→06/06				11.8171-0008.1	990049 ATE
<b> Bremsschlauch</b>							
1.8 T	110	09/02→06/06	←		2	83.6252-0560.3	330557 L= 560
1.8 T	120	09/05→06/06	→				
1.8 T	132	10/98→06/06	→	□ / am Bremssattel		24.1253-0010.3	331066 L= 233 mit Rohrleitung
1.8 T	140	09/05→06/06	→	□ / am Bremssattel		24.1253-0020.3	331067 L= 233 mit Rohrleitung
			→		2	83.7858-0140.3	330837 L= 140
1.8 T quattro	132	10/98→06/06	←		2	83.6252-0560.3	330557 L= 560
1.8 T quattro	140	09/05→06/06	→		2	83.7858-0140.3	330837 L= 140
1.8 T quattro	165	10/98→06/06	→				
1.8 T quattro	176	03/05→06/06	→				
3.2 VR6 quattro	184	07/03→06/06	←		2	83.7769-0561.3	331105 L= 560
			→		2	83.7858-0140.3	330837 L= 140
<b>AUDI - TT Roadster (8J9) 03/07→06/14</b>							
<b> Bremssattel</b>							
1.8 TFSI	118	06/08→06/14	←	□; +PR 1LJ		11.9541-9553.2	220563 ATE Ø 54 - Halter
2.0 TFSI	147	03/07→06/10	←	□; +PR 1LL		11.9541-9553.2	220563 ATE Ø 54 - Halter
2.0 TFSI	155	05/10→06/14	←	□; +PR 1LJ		11.9541-9554.2	220564 ATE Ø 54 - Halter
			←	□; +PR 1LL		11.9541-9554.2	220564 ATE Ø 54 - Halter
			→	□; +PR 1KZ,2ED		24.3387-1717.5	240872 TRW Ø 38 - Halter
			→			24.3387-1717.7	220757 TRW Ø 38 - Halter
			→	□; +PR 1KZ,2ED		24.3387-1718.5	240873 TRW Ø 38 - Halter
2.0 TDI quattro	125	06/08→06/14	←	□; +PR 1LJ		11.9541-9553.2	220563 ATE Ø 54 - Halter
2.0 TFSI quattro	147	06/08→06/10	←	□; +PR 1LL		11.9541-9553.2	220563 ATE Ø 54 - Halter
2.0 TTS quattro	195	05/08→06/14	←	□; +PR 1LJ		11.9541-9554.2	220564 ATE Ø 54 - Halter
3.2 V6 quattro	184	03/07→06/10	←	□; +PR 1LL		11.9541-9554.2	220564 ATE Ø 54 - Halter
			→	□; +PR 1KJ		24.3414-1709.5	240834 TRW Ø 41 - Halter
			→	□; +PR 1KJ		24.3414-1710.5	240835 TRW Ø 41 - Halter
			→	□; +PR 2EA,2EF		24.3417-1711.5	240766 TRW Ø 41 - Halter
			→	□; +PR 2EA,2EF		24.3417-1712.5	240767 TRW Ø 41 - Halter
2.0 TFSI quattro	155	05/10→06/14	←	□; +PR 1LJ		11.9541-9553.2	220563 ATE Ø 54 - Halter
			←	□; +PR 1LL		11.9541-9553.2	220563 ATE Ø 54 - Halter
			←	□; +PR 1LJ		11.9541-9554.2	220564 ATE Ø 54 - Halter
			←	□; +PR 1LL		11.9541-9554.2	220564 ATE Ø 54 - Halter
			→	□; +PR 1KJ		24.3414-1709.5	240834 TRW Ø 41 - Halter














	kw			 	! #		
<b>AUDI - TT Roadster (8J9) 03/07→06/14</b>							
<b>Bremssattel</b>							
2.0 TFSI quattro	155	05/10→06/14	➔	☐; +PR 1KJ		24.3414-1710.5 240835	TRW Ø 41 - Halter
2.5 RS quattro	250	07/09→06/14	➔	☐; +PR 2EF		24.3417-1711.5 240766	TRW Ø 41 - Halter
			➔	☐; +PR 2EF		24.3417-1712.5 240767	TRW Ø 41 - Halter
<b>Halter, Bremssattel</b>							
1.8 TFSI	118	06/08→06/14	←	+PR 1LJ		11.0230-0783.1 260133	ATE
2.0 TDI quattro	125	06/08→06/14					
2.0 TFSI	147	03/07→06/10					
2.0 TFSI	155	05/10→06/14					
2.0 TFSI quattro	147	06/08→06/10					
2.0 TFSI quattro	155	05/10→06/14					
2.0 TTS quattro	195	05/08→06/14					
3.2 V6 quattro	184	03/07→06/10					
<b>Feder, Bremssattel</b>							
1.8 TFSI	118	06/08→06/14		+PR 1LM	2	11.8116-0410.2 390589	ATE
2.0 TDI quattro	125	06/08→06/14		+PR 1LK	2	11.8116-0410.2 390589	ATE
2.0 TFSI quattro	147	06/08→06/10					
2.0 TTS quattro	195	05/08→06/14	←	+PR 1LJ	2	11.8116-0351.1 390538	ATE
			←	+PR 1LL	2	11.8116-0351.1 390538	ATE
2.0 TFSI	147	03/07→06/10		+PR 1LK,1LM	2	11.8116-0410.2 390589	ATE
				+PR 1LM	2	11.8116-0410.2 390589	ATE
			←	+PR 1LL	2	11.8116-0351.1 390538	ATE
			←	+PR 1LJ	2	11.8116-0351.1 390538	ATE
2.0 TFSI	155	05/10→06/14		+PR 1LM	2	11.8116-0410.2 390589	ATE
			←	+PR 1LL	2	11.8116-0351.1 390538	ATE
			←	+PR 1LJ	2	11.8116-0351.1 390538	ATE
2.0 TFSI quattro	155	05/10→06/14	←	+PR 1LL	2	11.8116-0351.1 390538	ATE
			←	+PR 1LJ	2	11.8116-0351.1 390538	ATE
2.0 TTS quattro	200	05/08→06/14		+PR 1LN	2	11.8116-0006.2 390601	ATE
				+PR 1LM	2	11.8116-0410.2 390589	ATE
3.2 V6 quattro	184	03/07→06/10		+PR 1LK,1LM	2	11.8116-0410.2 390589	ATE
			←	+PR 1LL	2	11.8116-0351.1 390538	ATE
			←	+PR 1LJ	2	11.8116-0351.1 390538	ATE
<b>Führungshülzensatz, Bremssattel</b>							
1.8 TFSI	118	06/08→06/14	←	+PR 1LL		11.0101-5409.2 260035	ATE
2.0 TDI quattro	125	06/08→06/14	←	+PR 1LM		11.0101-5409.2 260035	ATE
2.0 TFSI quattro	147	06/08→06/10	←	+PR 1LJ		11.0101-5409.2 260035	ATE
2.0 TTS quattro	195	05/08→06/14	←	+PR 1LK		11.0101-5409.2 260035	ATE
2.0 TFSI	147	03/07→06/10	←	+PR 1LM		11.0101-5409.2 260035	ATE
			←	+PR 1LK,1LM		11.0101-5409.2 260035	ATE
			←	+PR 1LJ		11.0101-5409.2 260035	ATE
			←	+PR 1LL		11.0101-5409.2 260035	ATE
2.0 TFSI	155	05/10→06/14	←	+PR 1LM		11.0101-5409.2 260035	ATE
			←	+PR 1LL		11.0101-5409.2 260035	ATE
			←	+PR 1LJ		11.0101-5409.2 260035	ATE
2.0 TFSI quattro	155	05/10→06/14	←	+PR 1LM		11.0101-5409.2 260035	ATE
			←	+PR 1LN		11.0101-5409.2 260035	ATE
3.2 V6 quattro	184	03/07→06/10	←	+PR 1LK,1LM		11.0101-5409.2 260035	ATE
			←	+PR 1LL		11.0101-5409.2 260035	ATE
			←	+PR 1LJ		11.0101-5409.2 260035	ATE
<b>Führungsbolzen, Bremssattel</b>							
1.8 TFSI	118	06/08→06/14		+PR 1LL		11.8171-0008.1 990049	ATE
2.0 TDI quattro	125	06/08→06/14		+PR 1LM		11.8171-0008.1 990049	ATE
2.0 TFSI quattro	147	06/08→06/10		+PR 1LK		11.8171-0008.1 990049	ATE
2.0 TTS quattro	195	05/08→06/14		+PR 1LJ		11.8171-0008.1 990049	ATE
2.0 TFSI	147	03/07→06/10		+PR 1LL		11.8171-0008.1 990049	ATE
				+PR 1LM		11.8171-0008.1 990049	ATE
				+PR 1LJ		11.8171-0008.1 990049	ATE
				+PR 1LK,1LM		11.8171-0008.1 990049	ATE
2.0 TFSI	155	05/10→06/14		+PR 1LM		11.8171-0008.1 990049	ATE
↓							









	kw			 	! #		
<b>AUDI - TT Roadster (8J9) 03/07→06/14</b>							
<b>Führungsbolzen, Bremssattel</b>							
2.0 TFSI quattro	155	05/10→06/14		+PR 1LL		11.8171-0008.1 990049	ATE
				+PR 1LJ		11.8171-0008.1 990049	ATE
2.0 TTS quattro	200	05/08→06/14		+PR 1LM		11.8171-0008.1 990049	ATE
				+PR 1LN		11.8171-0008.1 990049	ATE
3.2 V6 quattro	184	03/07→06/10		+PR 1LL		11.8171-0008.1 990049	ATE
				+PR 1LK,1LM		11.8171-0008.1 990049	ATE
				+PR 1LJ		11.8171-0008.1 990049	ATE
<b>Zubehörsatz, Bremssattel</b>							
1.8 TFSI	118	06/08→06/14		+PR 1KZ,2ED		24.0101-3803.2 260101	TRW
2.0 TFSI	147	03/07→06/10					
2.0 TFSI	155	05/10→06/14					
<b>Bremsschlauch</b>							
1.8 TFSI	118	06/08→06/14	←	+PR 1LJ,1LL	2	83.7847-0620.3 331110	L= 620
2.0 TDI quattro	125	06/08→06/14	←	+PR 1LK,1LM	2	83.7849-0554.3 331112	L= 554
2.0 TFSI	147	03/07→06/10					
2.0 TFSI quattro	147	06/08→06/10	→		2	83.7849-0250.3 331111	L= 250
2.0 TTS quattro	195	05/08→06/14					
3.2 V6 quattro	184	03/07→06/10					
2.0 TFSI	155	05/10→06/14	←	+PR 1LJ,1LL	2	83.7847-0620.3 331110	L= 620
2.0 TFSI quattro	155	05/10→06/14	←	+PR 1LK,1LM	2	83.7849-0554.3 331112	L= 554
2.0 TTS quattro	200	05/08→06/14	→		2	83.7849-0250.3 331111	L= 250
2.5 RS quattro	250	07/09→06/14	→		2	83.7849-0250.3 331111	L= 250
2.5 RS quattro	265	03/12→06/14					
<b>AUDI - TT Roadster (8N9) 10/99→06/06</b>							
<b>Bremssattel</b>							
1.8 T	110	01/01→06/06	←	☐; +PR 1LD,1LT,1LV		11.9541-9595.2 220501	ATE Ø 54 - Halter
1.8 T	120	09/05→06/06	←	☐; +PR 1LD,1LT,1LV		11.9541-9596.2 220502	ATE Ø 54 - Halter
1.8 T	132	10/99→06/06					
1.8 T	140	09/05→06/06	→	☐; → 8N-Y-011100; +PR 1KK		24.3384-1723.5 240842	TRW Ø 38 - Halter
			→	☐; → 8N-Y-011100; +PR 1KK		24.3384-1724.5 240843	TRW Ø 38 - Halter
			→	☐; 8N-Y-011101→; +PR 1KK,2EK		24.3384-1729.5 240816	TRW Ø 38 - Halter
			→	☐; 8N-Y-011101→; +PR 1KK,2EK		24.3384-1730.5 240817	TRW Ø 38 - Halter
1.8 T quattro	132	02/00→06/06	←	☐; +PR 1LD,1LT,1LV		11.9541-9595.2 220501	ATE Ø 54 - Halter
1.8 T quattro	140	09/05→06/06	←	☐; +PR 1LD,1LT,1LV		11.9541-9596.2 220502	ATE Ø 54 - Halter
1.8 T quattro	165	10/99→06/06	→	☐; +PR 1KE		24.3384-1745.5 240848	TRW Ø 38 - Halter
			→	☐; +PR 1KE		24.3414-1705.5 240832	TRW Ø 41 - Halter
			→	☐; +PR 1KE		24.3384-1746.5 240849	TRW Ø 38 - Halter
3.2 VR6 quattro	184	07/03→06/06	←	☐		24.3421-9915.5 240641	ATE Ø 42 - Halter
			←	☐		24.3421-9916.5 240642	ATE Ø 42 - Halter
			→	☐; +PR 1KE		24.3384-1745.5 240848	TRW Ø 38 - Halter
			→	☐; +PR 1KE		24.3414-1705.5 240832	TRW Ø 41 - Halter
			→	☐; +PR 1KE		24.3384-1746.5 240849	TRW Ø 38 - Halter
<b>Halter, Bremssattel</b>							
1.8 T	110	01/01→06/06	←	+PR 1LD,1LT,1LV	2	11.0230-0451.1 260130	ATE
1.8 T	120	09/05→06/06					
1.8 T	132	10/99→06/06					
1.8 T	140	09/05→06/06					
1.8 T quattro	132	02/00→06/06					
1.8 T quattro	140	09/05→06/06					
1.8 T quattro	165	10/99→06/06					
<b>Feder, Bremssattel</b>							
1.8 T	110	01/01→06/06	←	+PR 1LD,1LT,1LV	2	11.8116-0143.1 390513	ATE
1.8 T	120	09/05→06/06					
1.8 T	132	10/99→06/06					
1.8 T	140	09/05→06/06					
1.8 T quattro	132	02/00→06/06					
1.8 T quattro	140	09/05→06/06					
1.8 T quattro	165	10/99→06/06					
3.2 VR6 quattro	184	07/03→06/06	←		2	11.8116-0260.1 390597	ATE
<b>Führungshülzensatz, Bremssattel</b>							
1.8 T	110	01/01→06/06	←	+PR 1LD,1LT,1LV		11.0101-5409.2 260035	ATE
1.8 T	120	09/05→06/06					
↓							

	kw			 	! #		
<b>AUDI - TT Roadster (8N9) 10/99→06/06</b>							
<b>Führungshülzensatz, Bremsattel</b>							
1.8 T	132	10/99→06/06	←	+PR 1LD,1LT,1LV		11.0101-5409.2 260035	ATE
1.8 T	140	09/05→06/06					
1.8 T quattro	132	02/00→06/06					
1.8 T quattro	140	09/05→06/06					
1.8 T quattro	165	10/99→06/06					
<b>Führungsbolzen, Bremsattel</b>							
1.8 T	110	01/01→06/06		+PR 1LD,1LT,1LV		11.8171-0008.1 990049	ATE
1.8 T	120	09/05→06/06					
1.8 T	132	10/99→06/06					
1.8 T	140	09/05→06/06					
1.8 T quattro	132	02/00→06/06					
1.8 T quattro	140	09/05→06/06					
1.8 T quattro	165	10/99→06/06					
3.2 VR6 quattro	184	07/03→06/06				11.8171-0008.1 990049	ATE
<b> Bremsschlauch</b>							
1.8 T	110	01/01→06/06	←		2	83.6252-0560.3 330557	L= 560
1.8 T	120	09/05→06/06	→	☐ / am Bremsattel		24.1253-0010.3 331066	L= 233 mit Rohrleitung
1.8 T	132	10/99→06/06	→	☐ / am Bremsattel		24.1253-0020.3 331067	L= 233 mit Rohrleitung
1.8 T	140	09/05→06/06	→		2	83.7858-0140.3 330837	L= 140
1.8 T quattro	132	02/00→06/06	←		2	83.6252-0560.3 330557	L= 560
1.8 T quattro	140	09/05→06/06	→		2	83.7858-0140.3 330837	L= 140
1.8 T quattro	165	10/99→06/06	→		2	83.7858-0140.3 330837	L= 140
3.2 VR6 quattro	184	07/03→06/06	←		2	83.7769-0561.3 331105	L= 560
			→		2	83.7858-0140.3 330837	L= 140
<b>BMW - 1 (E81) 09/06→09/12</b>							
<b> Bremsattel</b>							
116 d	66	01/11→12/11	←	☐; - Performance Parts		24.3541-1835.7 220739	TRW Ø 54 - Halter
			←	☐; - Performance Parts		24.3541-1836.7 220740	TRW Ø 54 - Halter
			→	☐; - Performance Parts		24.3401-1707.5 240912	TRW Ø 40 - Halter
			→	☐; - Performance Parts		24.3401-1708.5 240913	TRW Ø 40 - Halter
116 d	85	11/08→12/11	←	☐; 03/09→ 05/11; - Performance Parts		24.3541-1835.7 220739	TRW Ø 54 - Halter
			←	☐; 03/09→ 05/11; - Performance Parts		24.3541-1836.7 220740	TRW Ø 54 - Halter
			→	☐; 03/09→ 05/11; - Performance Parts		24.3401-1707.5 240912	TRW Ø 40 - Halter
			→	☐; 03/09→ 05/11; - Performance Parts		24.3401-1708.5 240913	TRW Ø 40 - Halter
116 i	85	04/07→12/11	←	☐; → 08/07; - Performance Parts		24.3541-1835.7 220739	TRW Ø 54 - Halter
			←	☐; → 08/07; - Performance Parts		24.3541-1836.7 220740	TRW Ø 54 - Halter
			→	☐; → 08/07; - Performance Parts		24.3401-1707.5 240912	TRW Ø 40 - Halter
			→	☐; → 08/07; - Performance Parts		24.3401-1708.5 240913	TRW Ø 40 - Halter
116 i	89	08/07→11/11	←	☐; 09/07→ 12/08; - Performance Parts		24.3541-1835.7 220739	TRW Ø 54 - Halter
116 i	90	03/07→11/11	←	☐; 09/07→ 12/08; - Performance Parts		24.3541-1836.7 220740	TRW Ø 54 - Halter
			→	☐; 09/07→ 12/08; - Performance Parts		24.3401-1707.5 240912	TRW Ø 40 - Halter
			→	☐; 09/07→ 12/08; - Performance Parts		24.3401-1708.5 240913	TRW Ø 40 - Halter
116 i	90	11/08→12/11	←	☐; 01/09→ 05/11; - Performance Parts		24.3541-1835.7 220739	TRW Ø 54 - Halter
			←	☐; 01/09→ 05/11; - Performance Parts		24.3541-1836.7 220740	TRW Ø 54 - Halter
			→	☐; 01/09→ 05/11; - Performance Parts		24.3401-1707.5 240912	TRW Ø 40 - Halter
			→	☐; 01/09→ 05/11; - Performance Parts		24.3401-1708.5 240913	TRW Ø 40 - Halter
118 d	100	09/06→12/11	←	☐; 04/07→ 05/11; - Performance Parts		24.3541-1835.7 220739	TRW Ø 54 - Halter
118 d	105	09/06→12/11	←	☐; 04/07→ 05/11; - Performance Parts		24.3541-1836.7 220740	TRW Ø 54 - Halter
			→	☐; 04/07→ 05/11; - Performance Parts		24.3401-9933.5 240727	ATE Ø 40 - Halter
			→	☐; 04/07→ 05/11; - Performance Parts		24.3401-9934.5 240728	ATE Ø 40 - Halter
118 i	100	09/06→12/11	←	☐; 04/07→ 05/11; - Performance Parts		24.3541-1835.7 220739	TRW Ø 54 - Halter
118 i	105	09/06→12/11	←	☐; 04/07→ 05/11; - Performance Parts		24.3541-1836.7 220740	TRW Ø 54 - Halter
			→	☐; 04/07→ 05/11; - Performance Parts		24.3401-1707.5 240912	TRW Ø 40 - Halter
			→	☐; 04/07→ 05/11; - Performance Parts		24.3401-1708.5 240913	TRW Ø 40 - Halter
120 d	120	03/07→12/11	←	☐; TÜreanzahl: 3; - Performance Parts		24.3541-9521.5 240723	ATE Ø 54 - Halter
			←	☐; TÜreanzahl: 3; - Performance Parts		24.3541-9522.5 240724	ATE Ø 54 - Halter
			←	☐; TÜreanzahl: 5; - Performance Parts		24.3541-9575.5 240681	ATE Ø 54 - Halter









	kW			 	! #		
<b>BMW - 1 (E81) 09/06→09/12</b>							
<b>Bremssattel</b>							
120 d	120	03/07→12/11	←	☐; Türenanzahl: 5; - Performance Parts		24.3541-9576.5 240682	ATE Ø 54 - Halter
			→	☐; - Performance Parts		24.3401-9933.5 240727	ATE Ø 40 - Halter
			→	☐; - Performance Parts		24.3401-9934.5 240728	ATE Ø 40 - Halter
120 d	130	03/07→12/11	←	☐; → 05/11; - Performance Parts		24.3541-9521.5 240723	ATE Ø 54 - Halter
120 d	145	03/07→12/11	←	☐; → 05/11; - Performance Parts		24.3541-9522.5 240724	ATE Ø 54 - Halter
			→	☐; → 05/11; - Performance Parts		11.9421-9911.2 220825	ATE Ø 42 - Halter
			→	☐; → 05/11; - Performance Parts		11.9421-9912.2 220826	ATE Ø 42 - Halter
			→	☐; → 05/11; - Performance Parts		24.3401-9933.5 240727	ATE Ø 40 - Halter
			→	☐; → 05/11; - Performance Parts		24.3401-9934.5 240728	ATE Ø 40 - Halter
120 i	115	09/06→10/11	←	☐; → 03/07; Türenanzahl: 5; - Performance Parts		24.3541-1835.7 220739	TRW Ø 54 - Halter
			←	☐; → 03/07; Türenanzahl: 5; - Performance Parts		24.3541-1836.7 220740	TRW Ø 54 - Halter
			←	☐; → 03/07; Türenanzahl: 3; - Performance Parts		24.3541-9521.5 240723	ATE Ø 54 - Halter
			←	☐; → 03/07; Türenanzahl: 3; - Performance Parts		24.3541-9522.5 240724	ATE Ø 54 - Halter
			→	☐; → 03/07; - Performance Parts		24.3401-1707.5 240912	TRW Ø 40 - Halter
			→	☐; → 03/07; - Performance Parts		24.3401-1708.5 240913	TRW Ø 40 - Halter
120 i	120	09/06→12/11	←	☐; 04/07→ 05/11; - Performance Parts		24.3541-9521.5 240723	ATE Ø 54 - Halter
120 i	125	01/07→09/12	←	☐; 04/07→ 05/11; - Performance Parts		24.3541-9522.5 240724	ATE Ø 54 - Halter
			→	☐; 04/07→ 05/11; - Performance Parts		24.3401-1707.5 240912	TRW Ø 40 - Halter
			→	☐; 04/07→ 05/11; - Performance Parts		24.3401-1708.5 240913	TRW Ø 40 - Halter
123 d	150	03/07→12/11	←	☐; 10/07→ 05/11; - Performance Parts		24.3541-9521.5 240723	ATE Ø 54 - Halter
			←	☐; 10/07→ 05/11; - Performance Parts		24.3541-9522.5 240724	ATE Ø 54 - Halter
			→	☐; 10/07→ 02/10; - Performance Parts		11.9421-9911.2 220825	ATE Ø 42 - Halter
			→	☐; 10/07→ 02/10; - Performance Parts		11.9421-9912.2 220826	ATE Ø 42 - Halter
130 i	190	09/06→12/11	←	☐; → 05/11; - Performance Parts		24.3541-9521.5 240723	ATE Ø 54 - Halter
130 i	195	09/06→12/11	←	☐; → 05/11; - Performance Parts		24.3541-9522.5 240724	ATE Ø 54 - Halter
			→	☐; → 05/11; - Performance Parts		11.9421-9911.2 220825	ATE Ø 42 - Halter
			→	☐; → 05/11; - Performance Parts		11.9421-9912.2 220826	ATE Ø 42 - Halter
<b>Halter, Bremssattel</b>							
118 d	100	09/06→12/11	→	04/07→ 05/11		11.8170-0755.1 260119	ATE
118 d	105	09/06→12/11					
120 d	120	03/07→12/11	→			11.8170-0755.1 260119	ATE
120 d	130	03/07→12/11	→	→ 05/11		11.8170-0755.1 260119	ATE
120 d	145	03/07→12/11					
130 i	190	09/06→12/11					
130 i	195	09/06→12/11					
123 d	150	03/07→12/11	→	10/07→ 02/10		11.8170-0755.1 260119	ATE
<b>Feder, Bremssattel</b>							
118 d	100	09/06→12/11	→	04/07→ 05/11	2	11.8116-0066.1 390577	ATE
118 d	105	09/06→12/11					
120 d	120	03/07→12/11	←	Türenanzahl: 3	2	11.8116-0137.1 390612	ATE
			←	Türenanzahl: 5	2	11.8116-0206.1 390593	ATE
			→		2	11.8116-0066.1 390577	ATE
120 d	130	03/07→12/11		→ 05/11	2	11.8116-0137.1 390612	ATE
120 d	145	03/07→12/11					
130 i	190	09/06→12/11	→	→ 05/11	2	11.8116-0066.1 390577	ATE
130 i	195	09/06→12/11					
120 i	115	09/06→10/11		→ 03/07; Türenanzahl: 3	2	11.8116-0137.1 390612	ATE
120 i	120	09/06→12/11		04/07→ 05/11	2	11.8116-0137.1 390612	ATE
120 i	125	01/07→09/12					
123 d	150	03/07→12/11		10/07→ 05/11	2	11.8116-0137.1 390612	ATE
			→	10/07→ 02/10	2	11.8116-0066.1 390577	ATE
<b>Führungshülzensatz, Bremssattel</b>							
118 d	100	09/06→12/11	→	04/07→ 05/11		11.0101-5402.2 260009	ATE
118 d	105	09/06→12/11					
120 d	120	03/07→12/11	←	Türenanzahl: 3		11.0101-5402.2 260009	ATE
↓							

















	kw			 	! #		
<b>BMW - 1 (E81) 09/06→09/12</b>							
<b>Führungshülzensatz, Bremsattel</b>							
120 d	120	03/07→12/11	←	Türenanzahl: 5		11.0101-5402.2 260009	ATE
			→			11.0101-5402.2 260009	ATE
120 d	130	03/07→12/11	←	→ 05/11		11.0101-5402.2 260009	ATE
120 d	145	03/07→12/11	←				
130 i	190	09/06→12/11	→	→ 05/11		11.0101-5402.2 260009	ATE
130 i	195	09/06→12/11	→				
120 i	115	09/06→10/11	←	→ 03/07; Türenanzahl: 3		11.0101-5402.2 260009	ATE
120 i	120	09/06→12/11	←	04/07→ 05/11		11.0101-5402.2 260009	ATE
120 i	125	01/07→09/12	←				
123 d	150	03/07→12/11	←	10/07→ 05/11		11.0101-5402.2 260009	ATE
			→	10/07→ 02/10		11.0101-5402.2 260009	ATE
<b>Führungsbolzen, Bremsattel</b>							
118 d	100	09/06→12/11		04/07→ 05/11		11.8171-0008.1 990049	ATE
118 d	105	09/06→12/11					
120 i	120	09/06→12/11					
120 i	125	01/07→09/12					
120 d	120	03/07→12/11	←			11.8171-0008.1 990049	ATE
120 d	130	03/07→12/11		→ 05/11		11.8171-0008.1 990049	ATE
120 d	145	03/07→12/11					
130 i	190	09/06→12/11					
130 i	195	09/06→12/11					
120 i	115	09/06→10/11		→ 03/07; Türenanzahl: 3		11.8171-0008.1 990049	ATE
123 d	150	03/07→12/11		10/07→ 05/11		11.8171-0008.1 990049	ATE
				10/07→ 02/10		11.8171-0008.1 990049	ATE
<b> Bremsschlauch</b>							
116 d	66	01/11→12/11	←		2	24.5174-0526.3 331365	L= 526
120 d	120	03/07→12/11	→		2	24.5125-0230.3 331277	L= 230
						24.5137-0221.3 331302	L= 221
116 d	85	11/08→12/11	←	03/09→ 05/11	2	24.5174-0526.3 331365	L= 526
			→	03/09→ 05/11	2	24.5125-0230.3 331277	L= 230
						24.5137-0221.3 331302	L= 221
116 i	85	04/07→12/11	←	→ 08/07	2	24.5174-0526.3 331365	L= 526
			→	→ 08/07	2	24.5125-0230.3 331277	L= 230
						24.5137-0221.3 331302	L= 221
116 i	89	08/07→11/11	←	09/07→ 12/08	2	24.5174-0526.3 331365	L= 526
116 i	90	03/07→11/11	→	09/07→ 12/08	2	24.5125-0230.3 331277	L= 230
						24.5137-0221.3 331302	L= 221
116 i	90	11/08→12/11	←	01/09→ 05/11	2	24.5174-0526.3 331365	L= 526
			→	01/09→ 05/11	2	24.5125-0230.3 331277	L= 230
						24.5137-0221.3 331302	L= 221
118 d	100	09/06→12/11	←	04/07→ 05/11	2	24.5174-0526.3 331365	L= 526
118 d	105	09/06→12/11	→	04/07→ 05/11	2	24.5125-0230.3 331277	L= 230
118 i	100	09/06→12/11	→				
118 i	105	09/06→12/11	→				
120 i	120	09/06→12/11	→				
120 i	125	01/07→09/12	→				
120 d	130	03/07→12/11	←	→ 05/11	2	24.5174-0526.3 331365	L= 526
120 d	145	03/07→12/11	→	→ 05/11	2	24.5125-0230.3 331277	L= 230
130 i	190	09/06→12/11	→			24.5137-0221.3 331302	L= 221
130 i	195	09/06→12/11	→				
120 i	115	09/06→10/11	←	→ 03/07	2	24.5174-0526.3 331365	L= 526
			→	→ 03/07	2	24.5125-0230.3 331277	L= 230
						24.5137-0221.3 331302	L= 221
123 d	150	03/07→12/11	←	10/07→ 05/11	2	24.5174-0526.3 331365	L= 526
			→	10/07→ 05/11	2	24.5125-0230.3 331277	L= 230
						24.5137-0221.3 331302	L= 221
<b>BMW - 1 (E87) 02/03→01/13</b>							
<b> Bremsattel</b>							
116 d	66	01/11→12/11	←	 - Performance Parts		24.3541-1835.7 220739	TRW Ø 54 - Halter
			←	 - Performance Parts		24.3541-1836.7 220740	TRW Ø 54 - Halter
			→	 - Performance Parts		24.3401-1707.5 240912	TRW Ø 40 - Halter
			→	 - Performance Parts		24.3401-1708.5 240913	TRW Ø 40 - Halter
↓							

	kw			 	! #		
<b>BMW - 1 (E87) 02/03→01/13</b>							
 <b>Bremssattel</b>							
116 d	85	12/08→09/12	←	☐; 03/09→ 05/11; - Performance Parts	24.3541-1835.7	220739	TRW Ø 54 - Halter
			←	☐; 03/09→ 05/11; - Performance Parts	24.3541-1836.7	220740	TRW Ø 54 - Halter
			→	☐; 03/09→ 05/11; - Performance Parts	24.3401-1707.5	240912	TRW Ø 40 - Halter
			→	☐; 03/09→ 05/11; - Performance Parts	24.3401-1708.5	240913	TRW Ø 40 - Halter
116 i	85	11/03→06/11	←	☐; 09/04→ 08/07; - Performance Parts	24.3541-1835.7	220739	TRW Ø 54 - Halter
			←	☐; 09/04→ 08/07; - Performance Parts	24.3541-1836.7	220740	TRW Ø 54 - Halter
			→	☐; 09/04→ 08/07; - Performance Parts	24.3401-1707.5	240912	TRW Ø 40 - Halter
			→	☐; 09/04→ 08/07; - Performance Parts	24.3401-1708.5	240913	TRW Ø 40 - Halter
116 i 116 i	89 90	03/07→06/11 03/07→06/11	←	☐; 09/07→ 12/08; - Performance Parts	24.3541-1835.7	220739	TRW Ø 54 - Halter
			←	☐; 09/07→ 12/08; - Performance Parts	24.3541-1836.7	220740	TRW Ø 54 - Halter
			→	☐; 09/07→ 12/08; - Performance Parts	24.3401-1707.5	240912	TRW Ø 40 - Halter
			→	☐; 09/07→ 12/08; - Performance Parts	24.3401-1708.5	240913	TRW Ø 40 - Halter
116 i	90	01/09→06/11	←	☐; → 05/11; - Performance Parts	24.3541-1835.7	220739	TRW Ø 54 - Halter
			←	☐; → 05/11; - Performance Parts	24.3541-1836.7	220740	TRW Ø 54 - Halter
			→	☐; → 05/11; - Performance Parts	24.3401-1707.5	240912	TRW Ø 40 - Halter
			→	☐; → 05/11; - Performance Parts	24.3401-1708.5	240913	TRW Ø 40 - Halter
118 d	90	11/03→02/07	←	☐; 09/04→; Türenanzahl: 5; - Performance Parts	24.3541-1835.7	220739	TRW Ø 54 - Halter
			←	☐; 09/04→; Türenanzahl: 3; - Performance Parts	24.3541-1835.7	220739	TRW Ø 54 - Halter
			←	☐; 09/04→; Türenanzahl: 5; - Performance Parts	24.3541-1836.7	220740	TRW Ø 54 - Halter
			←	☐; 09/04→; Türenanzahl: 3; - Performance Parts	24.3541-1836.7	220740	TRW Ø 54 - Halter
			→	☐; 09/04→; Türenanzahl: 5; - Performance Parts	24.3401-1707.5	240912	TRW Ø 40 - Halter
			→	☐; 09/04→; Türenanzahl: 5; - Performance Parts	24.3401-1708.5	240913	TRW Ø 40 - Halter
			→	☐; 09/04→; Türenanzahl: 3; - Performance Parts	24.3401-9933.5	240727	ATE Ø 40 - Halter
			→	☐; 09/04→; Türenanzahl: 3; - Performance Parts	24.3401-9934.5	240728	ATE Ø 40 - Halter
118 d 118 d	100 105	09/06→06/11 09/06→06/11	←	☐; 04/07→ 05/11; - Performance Parts	24.3541-1835.7	220739	TRW Ø 54 - Halter
			←	☐; 04/07→ 05/11; - Performance Parts	24.3541-1836.7	220740	TRW Ø 54 - Halter
			→	☐; 04/07→ 05/11; - Performance Parts	24.3401-9933.5	240727	ATE Ø 40 - Halter
			→	☐; 04/07→ 05/11; - Performance Parts	24.3401-9934.5	240728	ATE Ø 40 - Halter
118 i	95	07/04→02/07	←	☐; 09/04→; Türenanzahl: 5; - Performance Parts	24.3541-1835.7	220739	TRW Ø 54 - Halter
			←	☐; 09/04→; Türenanzahl: 3; - Performance Parts	24.3541-1835.7	220739	TRW Ø 54 - Halter
			←	☐; 09/04→; Türenanzahl: 5; - Performance Parts	24.3541-1836.7	220740	TRW Ø 54 - Halter
			←	☐; 09/04→; Türenanzahl: 3; - Performance Parts	24.3541-1836.7	220740	TRW Ø 54 - Halter
			→	☐; 09/04→; Türenanzahl: 5; - Performance Parts	24.3401-1707.5	240912	TRW Ø 40 - Halter
			→	☐; 09/04→; Türenanzahl: 3; - Performance Parts	24.3401-1707.5	240912	TRW Ø 40 - Halter
			→	☐; 09/04→; Türenanzahl: 5; - Performance Parts	24.3401-1708.5	240913	TRW Ø 40 - Halter
			→	☐; 09/04→; Türenanzahl: 3; - Performance Parts	24.3401-1708.5	240913	TRW Ø 40 - Halter
118 i	100	10/06→06/11	←	☐; → 03/07; Türenanzahl: 5; - Performance Parts	24.3541-1835.7	220739	TRW Ø 54 - Halter
			←	☐; → 03/07; Türenanzahl: 3; - Performance Parts	24.3541-1835.7	220739	TRW Ø 54 - Halter
			←	☐; → 03/07; Türenanzahl: 5; - Performance Parts	24.3541-1836.7	220740	TRW Ø 54 - Halter
			←	☐; → 03/07; Türenanzahl: 3; - Performance Parts	24.3541-1836.7	220740	TRW Ø 54 - Halter
			→	☐; → 03/07; Türenanzahl: 3; - Performance Parts	24.3401-1707.5	240912	TRW Ø 40 - Halter
			→	☐; → 03/07; Türenanzahl: 5; - Performance Parts	24.3401-1707.5	240912	TRW Ø 40 - Halter











↓








	kw			 	! #		
<b>BMW - 1 (E87) 02/03→01/13</b>							
 <b>Bremssattel</b>							
118 i	100	10/06→06/11	➡	☐; → 03/07; TÜrenanzahl: 5; - Performance Parts	24.3401-1708.5	240913	TRW Ø 40 - Halter
			➡	☐; → 03/07; TÜrenanzahl: 3; - Performance Parts	24.3401-1708.5	240913	TRW Ø 40 - Halter
118 i	105	09/06→06/11	←	☐; 04/07→ 05/11; - Performance Parts	24.3541-1835.7	220739	TRW Ø 54 - Halter
			←	☐; 04/07→ 05/11; - Performance Parts	24.3541-1836.7	220740	TRW Ø 54 - Halter
			➡	☐; 04/07→ 05/11; - Performance Parts	24.3401-1707.5	240912	TRW Ø 40 - Halter
			➡	☐; 04/07→ 05/11; - Performance Parts	24.3401-1708.5	240913	TRW Ø 40 - Halter
118 i	125	03/07→12/07	←	☐; 04/07→; - Performance Parts	24.3541-1835.7	220739	TRW Ø 54 - Halter
			←	☐; 04/07→; - Performance Parts	24.3541-1836.7	220740	TRW Ø 54 - Halter
			➡	☐; 04/07→; - Performance Parts	24.3401-1707.5	240912	TRW Ø 40 - Halter
			➡	☐; 04/07→; - Performance Parts	24.3401-1708.5	240913	TRW Ø 40 - Halter
120 d	110	03/03→02/07	←	☐; 09/04→; TÜrenanzahl: 3; - Performance Parts	24.3541-9521.5	240723	ATE Ø 54 - Halter
			←	☐; 09/04→; TÜrenanzahl: 3; - Performance Parts	24.3541-9522.5	240724	ATE Ø 54 - Halter
			←	☐; 09/04→; TÜrenanzahl: 5; - Performance Parts	24.3541-9575.5	240681	ATE Ø 54 - Halter
			←	☐; 09/04→; TÜrenanzahl: 5; - Performance Parts	24.3541-9576.5	240682	ATE Ø 54 - Halter
			➡	☐; 09/04→; - Performance Parts	24.3401-9933.5	240727	ATE Ø 40 - Halter
			➡	☐; 09/04→; - Performance Parts	24.3401-9934.5	240728	ATE Ø 40 - Halter
120 d	120	03/03→06/11	←	☐; 09/04→ 02/07; TÜrenanzahl: 3; - Performance Parts	24.3541-9521.5	240723	ATE Ø 54 - Halter
			←	☐; 09/04→ 02/07; TÜrenanzahl: 3; - Performance Parts	24.3541-9522.5	240724	ATE Ø 54 - Halter
			←	☐; 09/04→ 02/07; TÜrenanzahl: 5; - Performance Parts	24.3541-9575.5	240681	ATE Ø 54 - Halter
			←	☐; 09/04→ 02/07; TÜrenanzahl: 5; - Performance Parts	24.3541-9576.5	240682	ATE Ø 54 - Halter
			➡	☐; 09/04→ 02/07; - Performance Parts	24.3401-9933.5	240727	ATE Ø 40 - Halter
			➡	☐; 09/04→ 02/07; - Performance Parts	24.3401-9934.5	240728	ATE Ø 40 - Halter
120 d	130	09/06→06/11	←	☐; 03/07→ 05/11; - Performance Parts	24.3541-9521.5	240723	ATE Ø 54 - Halter
			←	☐; 03/07→ 05/11; - Performance Parts	24.3541-9522.5	240724	ATE Ø 54 - Halter
			➡	☐; 03/07→ 05/11; - Performance Parts	11.9421-9911.2	220825	ATE Ø 42 - Halter
			➡	☐; 03/07→ 05/11; - Performance Parts	11.9421-9912.2	220826	ATE Ø 42 - Halter
			➡	☐; 03/07→ 05/11; - Performance Parts	24.3401-9933.5	240727	ATE Ø 40 - Halter
			➡	☐; 03/07→ 05/11; - Performance Parts	24.3401-9934.5	240728	ATE Ø 40 - Halter
120 i 120 i	110	11/03→06/11	←	☐; 01/06→ 03/07; TÜrenanzahl: 5; - Performance Parts	24.3541-1835.7	220739	TRW Ø 54 - Halter
			←	☐; 01/06→ 03/07; TÜrenanzahl: 5; - Performance Parts	24.3541-1836.7	220740	TRW Ø 54 - Halter
	115	11/03→06/11	←	☐; 09/04→ 03/07; TÜrenanzahl: 3; - Performance Parts	24.3541-9521.5	240723	ATE Ø 54 - Halter
			←	☐; 09/04→ 03/07; TÜrenanzahl: 3; - Performance Parts	24.3541-9522.5	240724	ATE Ø 54 - Halter
			←	☐; 09/04→ 12/05; TÜrenanzahl: 5; - Performance Parts	24.3541-9575.5	240681	ATE Ø 54 - Halter
			←	☐; 09/04→ 12/05; TÜrenanzahl: 5; - Performance Parts	24.3541-9576.5	240682	ATE Ø 54 - Halter
			➡	☐; 09/04→ 03/07; - Performance Parts	24.3401-1707.5	240912	TRW Ø 40 - Halter
			➡	☐; 09/04→ 03/07; - Performance Parts	24.3401-1708.5	240913	TRW Ø 40 - Halter
120 i 120 i	120	09/06→06/11	←	☐; 04/07→ 05/11; - Performance Parts	24.3541-9521.5	240723	ATE Ø 54 - Halter
			←	☐; 04/07→ 05/11; - Performance Parts	24.3541-9522.5	240724	ATE Ø 54 - Halter
	125	09/06→06/11	➡	☐; 04/07→ 05/11; - Performance Parts	24.3401-1707.5	240912	TRW Ø 40 - Halter
			➡	☐; 04/07→ 05/11; - Performance Parts	24.3401-1708.5	240913	TRW Ø 40 - Halter
123 d	150	03/07→09/12	←	☐; 10/07→ 05/11; - Performance Parts	24.3541-9521.5	240723	ATE Ø 54 - Halter
			←	☐; 10/07→ 05/11; - Performance Parts	24.3541-9522.5	240724	ATE Ø 54 - Halter
			➡	☐; 10/07→ 02/10; - Performance Parts	11.9421-9911.2	220825	ATE Ø 42 - Halter
			➡	☐; 10/07→ 02/10; - Performance Parts	11.9421-9912.2	220826	ATE Ø 42 - Halter
130 i	190	03/05→09/12	←	☐; → 05/11; - Performance Parts	24.3541-9521.5	240723	ATE Ø 54 - Halter
↓							

	kw			 	! #		
<b>BMW - 1 (E87) 02/03→01/13</b>							
<b>Bremssattel</b>							
130 i	190	03/05→09/12	←	☐; → 05/11; - Performance Parts	24.3541-9522.5	240724	ATE Ø 54 - Halter
			→	☐; → 05/11; - Performance Parts	11.9421-9911.2	220825	ATE Ø 42 - Halter
			→	☐; → 05/11; - Performance Parts	11.9421-9912.2	220826	ATE Ø 42 - Halter
130 i	195	03/05→09/12	←	☐; 09/05→ 05/11; - Performance Parts	24.3541-9521.5	240723	ATE Ø 54 - Halter
			←	☐; 09/05→ 05/11; - Performance Parts	24.3541-9522.5	240724	ATE Ø 54 - Halter
			→	☐; 09/05→ 05/11; - Performance Parts	11.9421-9911.2	220825	ATE Ø 42 - Halter
			→	☐; 09/05→ 05/11; - Performance Parts	11.9421-9912.2	220826	ATE Ø 42 - Halter
<b>Halter, Bremssattel</b>							
118 d	90	11/03→02/07	→	09/04→; Türenanzahl: 3	11.8170-0755.1	260119	ATE
118 d	100	09/06→06/11	→	04/07→ 05/11	11.8170-0755.1	260119	ATE
118 d	105	09/06→06/11					
120 d	110	03/03→02/07	→	09/04→	11.8170-0755.1	260119	ATE
120 d	120	03/03→06/11	→	09/04→ 02/07	11.8170-0755.1	260119	ATE
120 d	130	09/06→06/11	→	03/07→ 05/11	11.8170-0755.1	260119	ATE
123 d	150	03/07→09/12	→	10/07→ 02/10	11.8170-0755.1	260119	ATE
130 i	190	03/05→09/12	→	→ 05/11	11.8170-0755.1	260119	ATE
130 i	195	03/05→09/12	→	09/05→ 05/11	11.8170-0755.1	260119	ATE
<b>Feder, Bremssattel</b>							
118 d	90	11/03→02/07	→	09/04→; Türenanzahl: 3	2	11.8116-0066.1	390577 ATE
118 d	100	09/06→06/11	→	04/07→ 05/11	2	11.8116-0066.1	390577 ATE
118 d	105	09/06→06/11					
120 d	110	03/03→02/07		09/04→; Türenanzahl: 3	2	11.8116-0137.1	390612 ATE
				09/04→; Türenanzahl: 5	2	11.8116-0206.1	390593 ATE
			→	09/04→	2	11.8116-0066.1	390577 ATE
120 d	120	03/03→06/11		09/04→ 02/07; Türenanzahl: 3	2	11.8116-0137.1	390612 ATE
				09/04→ 02/07; Türenanzahl: 5	2	11.8116-0206.1	390593 ATE
			→	09/04→ 02/07	2	11.8116-0066.1	390577 ATE
120 d	130	09/06→06/11		03/07→ 05/11	2	11.8116-0137.1	390612 ATE
			→	03/07→ 05/11	2	11.8116-0066.1	390577 ATE
120 i	110	11/03→06/11		09/04→ 03/07; Türenanzahl: 3	2	11.8116-0137.1	390612 ATE
120 i	115	11/03→06/11		09/04→ 12/05; Türenanzahl: 5	2	11.8116-0206.1	390593 ATE
120 i	120	09/06→06/11		04/07→ 05/11	2	11.8116-0137.1	390612 ATE
120 i	125	09/06→06/11					
123 d	150	03/07→09/12		10/07→ 05/11	2	11.8116-0137.1	390612 ATE
			→	10/07→ 02/10	2	11.8116-0066.1	390577 ATE
130 i	190	03/05→09/12		→ 05/11	2	11.8116-0137.1	390612 ATE
			→	→ 05/11	2	11.8116-0066.1	390577 ATE
130 i	195	03/05→09/12		09/05→ 05/11	2	11.8116-0137.1	390612 ATE
			→	09/05→ 05/11	2	11.8116-0066.1	390577 ATE
<b>Führungshülzensatz, Bremssattel</b>							
118 d	90	11/03→02/07	→	09/04→; Türenanzahl: 3		11.0101-5402.2	260009 ATE
118 d	100	09/06→06/11	→	04/07→ 05/11		11.0101-5402.2	260009 ATE
118 d	105	09/06→06/11					
120 d	110	03/03→02/07	←	09/04→; Türenanzahl: 5		11.0101-5402.2	260009 ATE
			←	09/04→; Türenanzahl: 3		11.0101-5402.2	260009 ATE
			→	09/04→		11.0101-5402.2	260009 ATE
120 d	120	03/03→06/11	←	09/04→ 02/07; Türenanzahl: 5		11.0101-5402.2	260009 ATE
			←	09/04→ 02/07; Türenanzahl: 3		11.0101-5402.2	260009 ATE
			→	09/04→ 02/07		11.0101-5402.2	260009 ATE
120 d	130	09/06→06/11	←	03/07→ 05/11		11.0101-5402.2	260009 ATE
			→	03/07→ 05/11		11.0101-5402.2	260009 ATE
120 i	110	11/03→06/11	←	09/04→ 12/05; Türenanzahl: 5		11.0101-5402.2	260009 ATE
120 i	115	11/03→06/11	←	09/04→ 03/07; Türenanzahl: 3		11.0101-5402.2	260009 ATE
120 i	120	09/06→06/11	←	04/07→ 05/11		11.0101-5402.2	260009 ATE
120 i	125	09/06→06/11					
123 d	150	03/07→09/12	←	10/07→ 05/11		11.0101-5402.2	260009 ATE
↓							








	kW			 	! #		
<b>BMW - 1 (E87) 02/03→01/13</b>							
<b>Führungshülzensatz, Bremsattel</b>							
123 d	150	03/07→09/12	➡	10/07→ 02/10		11.0101-5402.2 260009	ATE
130 i	190	03/05→09/12	⬅	→ 05/11		11.0101-5402.2 260009	ATE
			➡	→ 05/11		11.0101-5402.2 260009	ATE
130 i	195	03/05→09/12	⬅	09/05→ 05/11		11.0101-5402.2 260009	ATE
			➡	09/05→ 05/11		11.0101-5402.2 260009	ATE
<b>Führungsbolzen, Bremsattel</b>							
118 d	90	11/03→02/07		09/04→; Türenanzahl: 3		11.8171-0008.1 990049	ATE
118 d	100	09/06→06/11		04/07→ 05/11		11.8171-0008.1 990049	ATE
118 d	105	09/06→06/11					
120 i	120	09/06→06/11					
120 i	125	09/06→06/11					
120 d	110	03/03→02/07		09/04→; Türenanzahl: 3		11.8171-0008.1 990049	ATE
				09/04→; Türenanzahl: 5		11.8171-0008.1 990049	ATE
				09/04→		11.8171-0008.1 990049	ATE
120 d	120	03/03→06/11		09/04→ 02/07		11.8171-0008.1 990049	ATE
				09/04→ 02/07; Türenanzahl: 5		11.8171-0008.1 990049	ATE
				09/04→ 02/07; Türenanzahl: 3		11.8171-0008.1 990049	ATE
120 d	130	09/06→06/11		03/07→ 05/11		11.8171-0008.1 990049	ATE
120 i	110	11/03→06/11		09/04→ 12/05; Türenanzahl: 5		11.8171-0008.1 990049	ATE
120 i	115	11/03→06/11		09/04→ 03/07; Türenanzahl: 3		11.8171-0008.1 990049	ATE
123 d	150	03/07→09/12		10/07→ 05/11		11.8171-0008.1 990049	ATE
				10/07→ 02/10		11.8171-0008.1 990049	ATE
130 i	190	03/05→09/12		→ 05/11		11.8171-0008.1 990049	ATE
130 i	195	03/05→09/12		09/05→ 05/11		11.8171-0008.1 990049	ATE
<b>Bremsschlauch</b>							
116 d	66	01/11→12/11	⬅		2	24.5174-0526.3 331365	L= 526
			➡		2	24.5125-0230.3 331277	L= 230
						24.5137-0221.3 331302	L= 221
116 d	85	12/08→09/12	⬅	03/09→ 05/11	2	24.5174-0526.3 331365	L= 526
			➡	03/09→ 05/11	2	24.5125-0230.3 331277	L= 230
						24.5137-0221.3 331302	L= 221
116 i	85	11/03→06/11	⬅	09/04→ 08/07	2	24.5174-0526.3 331365	L= 526
			➡	09/04→ 08/07	2	24.5125-0230.3 331277	L= 230
						24.5137-0221.3 331302	L= 221
116 i	89	03/07→06/11	⬅	09/07→ 12/08	2	24.5174-0526.3 331365	L= 526
116 i	90	03/07→06/11	➡	09/07→ 12/08	2	24.5125-0230.3 331277	L= 230
						24.5137-0221.3 331302	L= 221
116 i	90	01/09→06/11	⬅	→ 05/11	2	24.5174-0526.3 331365	L= 526
			➡	→ 05/11	2	24.5125-0230.3 331277	L= 230
130 i	190	03/05→09/12				24.5137-0221.3 331302	L= 221
118 d	90	11/03→02/07	⬅	09/04→	2	24.5174-0526.3 331365	L= 526
			➡	09/04→	2	24.5125-0230.3 331277	L= 230
						24.5137-0221.3 331302	L= 221
118 i	95	07/04→02/07					
120 d	110	03/03→02/07	➡	09/04→	2	24.5174-0526.3 331365	L= 526
118 d	100	09/06→06/11	⬅	04/07→ 05/11	2	24.5174-0526.3 331365	L= 526
			➡	04/07→ 05/11	2	24.5125-0230.3 331277	L= 230
						24.5137-0221.3 331302	L= 221
118 d	105	09/06→06/11					
118 i	105	09/06→06/11					
120 i	120	09/06→06/11					
120 i	125	09/06→06/11					
118 i	100	10/06→06/11	⬅	→ 03/07	2	24.5174-0526.3 331365	L= 526
			➡	→ 03/07	2	24.5125-0230.3 331277	L= 230
						24.5137-0221.3 331302	L= 221
118 i	125	03/07→12/07	⬅	04/07→	2	24.5174-0526.3 331365	L= 526
			➡	04/07→	2	24.5125-0230.3 331277	L= 230
						24.5137-0221.3 331302	L= 221
120 d	120	03/03→06/11	⬅	09/04→ 02/07	2	24.5174-0526.3 331365	L= 526
			➡	09/04→ 02/07	2	24.5125-0230.3 331277	L= 230
						24.5137-0221.3 331302	L= 221
120 d	130	09/06→06/11	⬅	03/07→ 05/11	2	24.5174-0526.3 331365	L= 526
			➡	03/07→ 05/11	2	24.5125-0230.3 331277	L= 230
↓							





















	kW			 	! #		
<b>BMW - 1 (E87) 02/03→01/13</b>							
 <b>Bremsschlauch</b>							
120 d	130	09/06→06/11	➔	03/07→ 05/11		24.5137-0221.3 331302	L= 221
120 i	110	11/03→06/11	➔	09/04→ 03/07	2	24.5174-0526.3 331365	L= 526
120 i	115	11/03→06/11	➔	09/04→ 03/07	2	24.5125-0230.3 331277	L= 230
						24.5137-0221.3 331302	L= 221
123 d	150	03/07→09/12	➔	10/07→ 05/11	2	24.5174-0526.3 331365	L= 526
			➔	10/07→ 05/11	2	24.5125-0230.3 331277	L= 230
						24.5137-0221.3 331302	L= 221
130 i	195	03/05→09/12	➔	09/05→ 05/11	2	24.5174-0526.3 331365	L= 526
			➔	09/05→ 05/11	2	24.5125-0230.3 331277	L= 230
						24.5137-0221.3 331302	L= 221
<b>BMW - 1 (F20) 11/10→</b>							
 <b>Bremsschlauch</b>							
114 d	70	06/15→	➔		2	24.5169-0590.3 331422	L= 355
114 d	70	10/12→	➔				
116 d	85	03/15→	➔		2	24.5125-0230.3 331277	L= 230
116 d	85	11/12→					
116 i	80	03/15→					
118 d	110	03/15→					
118 d xDrive	105	07/13→					
118 d xDrive	110	03/15→					
118 i	100	03/15→					
120 d	140	03/15→					
120 d xDrive	140	03/15→					
120 i	130	03/15→					
120 i	135	09/15→					
125 d	165	03/15→					
125 i	165	09/15→					
125 i	175	03/13→					
M 135 i	240	03/15→					
M 135 i xDrive	240	03/15→					
M 140 i	250	09/15→					
M 140 i xDrive	250	09/15→					
114 i	75	11/11→	➔	09/12→	2	24.5169-0590.3 331422	L= 355
M 135 i	235	11/11→	➔	09/12→	2	24.5125-0230.3 331277	L= 230
116 d	85	12/10→	➔	06/11→	2	24.5169-0590.3 331422	L= 355
116 i	100	12/10→	➔	06/11→	2	24.5125-0230.3 331277	L= 230
118 d	100	12/10→					
118 d	105	12/10→					
118 i	125	11/10→					
120 d	120	12/10→					
120 d	135	12/10→					
120 d	147	01/11→					
120 d xDrive	135	02/12→	➔	07/12→	2	24.5169-0590.3 331422	L= 355
120 d xDrive	147	01/11→	➔	07/12→	2	24.5125-0230.3 331277	L= 230
M 135 i xDrive	235	02/12→					
125 d	155	08/11→	➔	03/12→	2	24.5169-0590.3 331422	L= 355
125 d	160	08/11→	➔	03/12→	2	24.5125-0230.3 331277	L= 230
125 i	160	08/11→					
<b>BMW - 1 (F21) 12/11→</b>							
 <b>Bremsschlauch</b>							
114 d	70	06/15→	➔		2	24.5169-0590.3 331422	L= 355
116 d	85	03/15→	➔		2	24.5125-0230.3 331277	L= 230
116 d	85	12/11→					
116 d	85	01/12→					
116 i	80	03/15→					
116 i	100	12/11→					
118 d	100	12/11→					
118 d	105	12/11→					
118 d	110	03/15→					
118 d xDrive	105	05/13→					
118 d xDrive	110	03/15→					
118 i	100	03/15→					
118 i	125	07/12→					
120 d	120	07/12→					
120 d	135	07/12→					
120 d	140	03/15→					
120 d	147	01/12→					
120 d xDrive	140	03/15→					
120 i	130	03/15→					
120 i	135	10/15→					
125 d	165	03/15→					
125 i	165	10/15→					
125 i	175	03/13→					
↓							

	kW					! #			
<b>BMW - 1 (F21) 12/11→</b>									
<b>Bremsschlauch</b>									
M 135 i	240	03/15→	←			2	24.5169-0590.3	331422	L= 355
M 135 i xDrive	240	03/15→	→						
M 140 i	250	10/15→				2	24.5125-0230.3	331277	L= 230
M 140 i xDrive	250	09/15→							
114 d	70	07/12→	←	10/12→		2	24.5169-0590.3	331422	L= 355
			→	10/12→		2	24.5125-0230.3	331277	L= 230
114 i	75	12/11→	←	09/12→		2	24.5169-0590.3	331422	L= 355
M 135 i	235	12/11→	→	09/12→		2	24.5125-0230.3	331277	L= 230
120 d xDrive	135	02/12→	←	07/12→		2	24.5169-0590.3	331422	L= 355
120 d xDrive	147	01/12→	→	07/12→		2	24.5125-0230.3	331277	L= 230
M 135 i xDrive	235	02/12→							
125 d	155	12/11→	←	03/12→		2	24.5169-0590.3	331422	L= 355
125 d	160	12/11→	→						
125 i	160	12/11→	→	03/12→		2	24.5125-0230.3	331277	L= 230
<b>BMW - 1 Cabriolet (E88) 03/08→12/13</b>									
<b>Bremssattel</b>									
118 d	100	09/08→12/13	←	☐; → 10/13; - Performance Parts			24.3541-1835.7	220739	TRW Ø 54 - Halter
118 d	105	09/08→12/13	←	☐; → 10/13; - Performance Parts			24.3541-1836.7	220740	TRW Ø 54 - Halter
118 i	100	09/08→12/13	←	☐; → 10/13; - Performance Parts			24.3401-9933.5	240727	ATE Ø 40 - Halter
118 i	105	03/08→12/13	→	☐; → 10/13; - Performance Parts			24.3401-9934.5	240728	ATE Ø 40 - Halter
			→	☐; → 10/13; - Performance Parts			24.3401-9934.5	240728	ATE Ø 40 - Halter
120 d	120	03/08→12/13	←	☐; → 10/13; - Performance Parts			24.3541-9521.5	240723	ATE Ø 54 - Halter
120 d	130	03/08→12/13	←	☐; → 10/13; - Performance Parts			24.3541-9522.5	240724	ATE Ø 54 - Halter
120 d	145	03/08→12/13	←	☐; → 10/13; - Performance Parts			24.3541-9522.5	240724	ATE Ø 54 - Halter
120 i	115	03/08→12/13	→	☐; → 10/13; - Performance Parts			24.3401-9933.5	240727	ATE Ø 40 - Halter
120 i	120	03/08→12/13	→	☐; → 10/13; - Performance Parts			24.3401-9933.5	240727	ATE Ø 40 - Halter
120 i	125	03/08→12/13	→	☐; → 10/13; - Performance Parts			24.3401-9934.5	240728	ATE Ø 40 - Halter
125 i	160	03/08→12/13	→	☐; → 10/13; - Performance Parts			24.3401-9934.5	240728	ATE Ø 40 - Halter
128 i	171	03/08→12/13	→	☐; → 10/13; - Performance Parts			24.3401-9934.5	240728	ATE Ø 40 - Halter
123 d	150	09/08→12/13	←	☐; → 10/13; - Performance Parts			24.3541-9521.5	240723	ATE Ø 54 - Halter
			←	☐; → 10/13; - Performance Parts			24.3541-9522.5	240724	ATE Ø 54 - Halter
			→	☐; → 10/13; - Performance Parts			11.9421-9911.2	220825	ATE Ø 42 - Halter
			→	☐; → 10/13; - Performance Parts			11.9421-9912.2	220826	ATE Ø 42 - Halter
<b>Halter, Bremssattel</b>									
118 d	100	09/08→12/13	→	→ 10/13			11.8170-0755.1	260119	ATE
118 d	105	09/08→12/13	→						
118 i	100	09/08→12/13	→						
118 i	105	03/08→12/13	→						
120 d	120	03/08→12/13	→						
120 d	130	03/08→12/13	→						
120 d	145	03/08→12/13	→						
120 i	115	03/08→12/13	→						
120 i	120	03/08→12/13	→						
120 i	125	03/08→12/13	→						
123 d	150	09/08→12/13	→						
125 i	160	03/08→12/13	→						
128 i	171	03/08→12/13	→						
<b>Feder, Bremssattel</b>									
118 d	100	09/08→12/13	→	→ 10/13		2	11.8116-0066.1	390577	ATE
118 d	105	09/08→12/13	→						
118 i	100	09/08→12/13	→						
118 i	105	03/08→12/13	→						
120 d	120	03/08→12/13	→	→ 10/13		2	11.8116-0137.1	390612	ATE
120 d	130	03/08→12/13	→						
120 d	145	03/08→12/13	→	→ 10/13		2	11.8116-0066.1	390577	ATE
120 i	115	03/08→12/13	→						
120 i	120	03/08→12/13	→						
120 i	125	03/08→12/13	→						
123 d	150	09/08→12/13	→						
125 i	160	03/08→12/13	→						
128 i	171	03/08→12/13	→						
<b>Führungshülzensatz, Bremssattel</b>									
118 d	100	09/08→12/13	→	→ 10/13			11.0101-5402.2	260009	ATE
118 d	105	09/08→12/13	→						
118 i	100	09/08→12/13	→						
118 i	105	03/08→12/13	→						
120 d	120	03/08→12/13	←	→ 10/13			11.0101-5402.2	260009	ATE
120 d	130	03/08→12/13	←						
120 d	145	03/08→12/13	→	→ 10/13			11.0101-5402.2	260009	ATE
120 i	115	03/08→12/13	→						
120 i	120	03/08→12/13	→						

















	kW			 	! #		
<b>BMW - 1 Cabriolet (E88) 03/08→12/13</b>							
<b>Führungshülzensatz, Bremsattel</b>							
120 i	125	03/08→12/13	←	→ 10/13		11.0101-5402.2 260009	ATE
123 d	150	09/08→12/13					
125 i	160	03/08→12/13	→	→ 10/13		11.0101-5402.2 260009	ATE
128 i	171	03/08→12/13					
<b>Führungsbolzen, Bremsattel</b>							
118 d	100	09/08→12/13		→ 10/13		11.8171-0008.1 990049	ATE
118 d	105	09/08→12/13					
118 i	100	09/08→12/13					
118 i	105	03/08→12/13					
120 d	120	03/08→12/13					
120 d	130	03/08→12/13					
120 d	145	03/08→12/13					
120 i	115	03/08→12/13					
120 i	120	03/08→12/13					
120 i	125	03/08→12/13					
123 d	150	09/08→12/13					
125 i	160	03/08→12/13					
128 i	171	03/08→12/13					
<b>Bremsschlauch</b>							
118 d	100	09/08→12/13	←	→ 10/13	2	24.5174-0526.3 331365	L= 526
118 d	105	09/08→12/13					
118 i	100	09/08→12/13	→	am Bremsattel; → 10/13	2	24.5125-0230.3 331277	L= 230
118 i	105	03/08→12/13				24.5137-0221.3 331302	L= 221
120 d	120	03/08→12/13	→	→ 10/13	2	83.7850-0180.3 331054	L= 180
120 d	130	03/08→12/13					
120 d	145	03/08→12/13					
120 i	115	03/08→12/13					
120 i	120	03/08→12/13					
120 i	125	03/08→12/13					
123 d	150	09/08→12/13					
125 i	160	03/08→12/13					
128 i	171	03/08→12/13					
135 i	225	03/08→12/13					
135 i	240	03/08→12/13					
<b>BMW - 1 Coupe (E82) 10/06→10/13</b>							
<b>Bremssattel</b>							
118 d	100	09/09→10/13	←	☐; - Performance Parts		24.3541-1835.7 220739	TRW Ø 54 - Halter
118 d	105	09/09→10/13	←	☐; - Performance Parts		24.3541-1836.7 220740	TRW Ø 54 - Halter
			→	☐; - Performance Parts		24.3401-9933.5 240727	ATE Ø 40 - Halter
			→	☐; - Performance Parts		24.3401-9934.5 240728	ATE Ø 40 - Halter
120 d	120	09/07→10/13	←	☐; - Performance Parts		24.3541-9521.5 240723	ATE Ø 54 - Halter
120 d	130	09/07→10/13	←	☐; - Performance Parts		24.3541-9522.5 240724	ATE Ø 54 - Halter
120 i	115	09/09→10/13	←	☐; - Performance Parts		24.3541-9522.5 240724	ATE Ø 54 - Halter
			→	☐; - Performance Parts		24.3401-9933.5 240727	ATE Ø 40 - Halter
			→	☐; - Performance Parts		24.3401-9934.5 240728	ATE Ø 40 - Halter
120 d	145	09/07→10/13	←	☐; 10/07→; - Performance Parts		24.3541-9521.5 240723	ATE Ø 54 - Halter
			←	☐; 10/07→; - Performance Parts		24.3541-9522.5 240724	ATE Ø 54 - Halter
			→	☐; 10/07→; - Performance Parts		24.3401-9933.5 240727	ATE Ø 40 - Halter
			→	☐; 10/07→; - Performance Parts		24.3401-9934.5 240728	ATE Ø 40 - Halter
120 i	125	10/07→10/13	←	☐; 09/09→; - Performance Parts		24.3541-9521.5 240723	ATE Ø 54 - Halter
			←	☐; 09/09→; - Performance Parts		24.3541-9522.5 240724	ATE Ø 54 - Halter
			→	☐; 09/09→; - Performance Parts		24.3401-9933.5 240727	ATE Ø 40 - Halter
			→	☐; 09/09→; - Performance Parts		24.3401-9934.5 240728	ATE Ø 40 - Halter
123 d	150	10/07→10/13	←	☐; - Performance Parts		24.3541-9521.5 240723	ATE Ø 54 - Halter
			←	☐; - Performance Parts		24.3541-9522.5 240724	ATE Ø 54 - Halter
			→	☐; - Performance Parts		11.9421-9911.2 220825	ATE Ø 42 - Halter
			→	☐; - Performance Parts		11.9421-9912.2 220826	ATE Ø 42 - Halter
125 i	160	10/07→10/13	←	☐; 03/08→; - Performance Parts		24.3541-9521.5 240723	ATE Ø 54 - Halter
			←	☐; 03/08→; - Performance Parts		24.3541-9522.5 240724	ATE Ø 54 - Halter
			→	☐; 03/08→; - Performance Parts		24.3401-9933.5 240727	ATE Ø 40 - Halter
			→	☐; 03/08→; - Performance Parts		24.3401-9934.5 240728	ATE Ø 40 - Halter
<b>Halter, Bremsattel</b>							
118 d	100	09/09→10/13	→			11.8170-0755.1 260119	ATE
118 d	105	09/09→10/13					
↓							








	kW			 	! #		
<b>BMW - 1 Coupe (E82) 10/06→10/13</b>							
<b>Halter, Bremssattel</b>							
120 d	120	09/07→10/13	➔			11.8170-0755.1 260119	ATE
120 d	130	09/07→10/13					
120 i	115	09/09→10/13					
123 d	150	10/07→10/13					
120 d	145	09/07→10/13	➔	10/07→		11.8170-0755.1 260119	ATE
120 i	125	10/07→10/13	➔	09/09→		11.8170-0755.1 260119	ATE
125 i	160	10/07→10/13	➔	03/08→		11.8170-0755.1 260119	ATE
<b>Feder, Bremssattel</b>							
118 d	100	09/09→10/13	➔		2	11.8116-0066.1 390577	ATE
118 d	105	09/09→10/13					
120 d	120	09/07→10/13			2	11.8116-0137.1 390612	ATE
120 d	130	09/07→10/13	➔				
120 i	115	09/09→10/13			2	11.8116-0066.1 390577	ATE
120 d	145	09/07→10/13		10/07→	2	11.8116-0137.1 390612	ATE
			➔	10/07→	2	11.8116-0066.1 390577	ATE
120 i	125	10/07→10/13		09/09→	2	11.8116-0137.1 390612	ATE
			➔	09/09→	2	11.8116-0066.1 390577	ATE
123 d	150	10/07→10/13			2	11.8116-0066.1 390577	ATE
						11.8116-0137.1 390612	ATE
125 i	160	10/07→10/13		03/08→	2	11.8116-0137.1 390612	ATE
			➔	03/08→	2	11.8116-0066.1 390577	ATE
M	250	04/11→06/12	➔	05/11→	2	11.8116-0315.2 390447	ATE
			➔	05/11→	2	11.8116-0296.1 390445	ATE
<b>Führungshülzensatz, Bremssattel</b>							
118 d	100	09/09→10/13	➔			11.0101-5402.2 260009	ATE
118 d	105	09/09→10/13					
120 d	120	09/07→10/13	➔			11.0101-5402.2 260009	ATE
120 d	130	09/07→10/13					
120 i	115	09/09→10/13	➔			11.0101-5402.2 260009	ATE
123 d	150	10/07→10/13					
120 d	145	09/07→10/13	➔	10/07→		11.0101-5402.2 260009	ATE
			➔	10/07→		11.0101-5402.2 260009	ATE
120 i	125	10/07→10/13	➔	09/09→		11.0101-5402.2 260009	ATE
			➔	09/09→		11.0101-5402.2 260009	ATE
125 i	160	10/07→10/13	➔	03/08→		11.0101-5402.2 260009	ATE
			➔	03/08→		11.0101-5402.2 260009	ATE
<b>Führungsbolzen, Bremssattel</b>							
118 d	100	09/09→10/13				11.8171-0008.1 990049	ATE
118 d	105	09/09→10/13					
120 d	120	09/07→10/13					
120 d	130	09/07→10/13					
120 i	115	09/09→10/13					
123 d	150	10/07→10/13					
120 d	145	09/07→10/13		10/07→		11.8171-0008.1 990049	ATE
120 i	125	10/07→10/13		09/09→		11.8171-0008.1 990049	ATE
125 i	160	10/07→10/13		03/08→		11.8171-0008.1 990049	ATE
M	250	04/11→06/12		05/11→		11.8171-0008.1 990049	ATE
<b>Dichtungssatz, Bremssattel</b>							
M	250	04/11→06/12	➔	05/11→		11.0441-6008.2 250038	ATE für Kolben-Ø [mm]: 60
<b>Bremsschlauch</b>							
118 d	100	09/09→10/13	➔		2	24.5174-0526.3 331365	L= 526
118 d	105	09/09→10/13					
120 d	120	09/07→10/13	➔	am Bremssattel	2	24.5125-0230.3 331277	L= 230
120 d	130	09/07→10/13				24.5137-0221.3 331302	L= 221
120 i	115	09/09→10/13	➔		2	83.7850-0180.3 331054	L= 180
123 d	150	10/07→10/13					
135 i	225	10/07→10/13					
135 i	240	10/07→10/13					
120 d	145	09/07→10/13	➔	10/07→	2	24.5174-0526.3 331365	L= 526
			➔	am Bremssattel; 10/07→	2	24.5125-0230.3 331277	L= 230
						24.5137-0221.3 331302	L= 221
			➔	10/07→	2	83.7850-0180.3 331054	L= 180
↓							








	kW			 	! #		
<b>BMW - 1 Coupe (E82) 10/06→10/13</b>							
 <b>Bremsschlauch</b>							
120 i	125	10/07→10/13	←	09/09→	2	24.5174-0526.3 331365	L= 526
			→	am Bremssattel; 09/09→	2	24.5125-0230.3 331277 24.5137-0221.3 331302	L= 230 L= 221
			→	09/09→	2	83.7850-0180.3 331054	L= 180
125 i	160	10/07→10/13	←	03/08→	2	24.5174-0526.3 331365	L= 526
			→	am Bremssattel; 03/08→	2	24.5125-0230.3 331277 24.5137-0221.3 331302	L= 230 L= 221
			→	03/08→	2	83.7850-0180.3 331054	L= 180
M	250	04/11→06/12	←	05/11→	2	83.7751-0502.3 331109	L= 502
			→	am Bremssattel; 05/11→	2	24.5125-0230.3 331277 24.5137-0221.3 331302	L= 230 L= 221
			→	05/11→	2	83.7850-0180.3 331054	L= 180
<b>BMW - 2 Cabriolet (F23) 03/14→</b>							
 <b>Bremsschlauch</b>							
218 d	100	07/15→	←		2	24.5169-0590.3 331422	L= 355
218 d	110	07/15→	→		2	24.5125-0230.3 331277	L= 230
218 i	100	03/15→					
220 i	135	09/15→					
225 d	165	07/15→					
228 i	180	11/14→					
230 i	185	09/15→					
M 235 i	240	11/14→					
M 235 i xDrive	240	07/15→					
M 240 i	250	09/15→					
M 240 i xDrive	250	09/15→					
220 d	120	03/14→	←	07/15→	2	24.5169-0590.3 331422	L= 355
			→	11/14→	2	24.5125-0230.3 331277	L= 230
220 d	140	03/14→	←	11/14→	2	24.5169-0590.3 331422	L= 355
220 i	135	04/14→07/16	→	11/14→	2	24.5125-0230.3 331277	L= 230
<b>BMW - 2 Coupe (F22, F87) 10/12→</b>							
 <b>Bremsschlauch</b>							
218 d	100	07/15→	←		2	24.5169-0590.3 331422	L= 355
218 d	105	01/14→	→		2	24.5125-0230.3 331277	L= 230
218 d	110	07/15→					
218 i	100	03/15→					
220 d	120	11/14→					
220 d xDrive	120	03/15→					
220 i	135	10/13→					
220 i	135	09/15→					
225 d	160	01/14→					
225 d	165	07/15→					
228 i	180	07/14→					
230 i	185	09/15→					
M 235 i	240	10/13→					
M 235 i xDrive	240	07/14→					
M 240 i	250	09/15→					
M 240 i xDrive	250	09/15→					
220 d	135	10/12→11/14	←	10/13→	2	24.5169-0590.3 331422	L= 355
220 d	147	10/12→11/14	→	10/13→	2	24.5125-0230.3 331277	L= 230
220 d	140	03/14→	←	11/14→	2	24.5169-0590.3 331422	L= 355
			→	11/14→	2	24.5125-0230.3 331277	L= 230
220 d xDrive	140	06/14→	←	03/15→	2	24.5169-0590.3 331422	L= 355
			→	03/15→	2	24.5125-0230.3 331277	L= 230
<b>BMW - 3 (E36) 09/90→12/98</b>							
 <b>Bremssattel</b>							
316 i	75	07/93→02/98	←	☐		24.3541-9667.5 240529	ATE Ø 54 - Halter
			←	☐		24.3541-9668.5 240530	ATE Ø 54 - Halter
			→	☐; + ABS		24.3361-8503.5 240513	ATE Ø 36 - Halter
			→	☐; + ABS		24.3361-8504.5 240514	ATE Ø 36 - Halter
318 i	85	10/93→02/98	←	☐; für erhöhte Nutzlast		11.9541-9588.2 220420	ATE Ø 54 - Halter
318 tds	66	01/95→02/98	←	☐; für erhöhte Nutzlast		24.3541-9588.5 240528	ATE Ø 54 - Halter
			←	☐; für erhöhte Nutzlast		24.3541-9587.5 240527	ATE Ø 54 - Halter
↓							










	kW			 	! #			
<b>BMW - 3 (E36) 09/90→12/98</b>								
<b>Bremssattel</b>								
318 i 318 tds	85	10/93→02/98	←	☐; nicht für erhöhte Nutzlast		24.3541-9667.5	240529	ATE Ø 54 - Halter
	66	01/95→02/98	←	☐; nicht für erhöhte Nutzlast		24.3541-9668.5	240530	ATE Ø 54 - Halter
			→	☐; + ABS		24.3361-8503.5	240513	ATE Ø 36 - Halter
			→	☐; + ABS		24.3361-8504.5	240514	ATE Ø 36 - Halter
318 is 318 is 325 i 325 tds	103	03/93→02/98	←	☐		11.9541-9588.2	220420	ATE Ø 54 - Halter
	103	09/95→02/98				24.3541-9588.5	240528	ATE Ø 54 - Halter
	141	09/90→09/95						
325 i 325 tds	105	05/93→02/98	←	☐		24.3541-9587.5	240527	ATE Ø 54 - Halter
			→	☐		24.3361-8503.5	240513	ATE Ø 36 - Halter
			→	☐		24.3361-8504.5	240514	ATE Ø 36 - Halter
320 i 325 td	110	09/90→02/98	←	☐		11.9541-9588.2	220420	ATE Ø 54 - Halter
	85	09/91→02/98				24.3541-9588.5	240528	ATE Ø 54 - Halter
			←	☐		24.3541-9587.5	240527	ATE Ø 54 - Halter
			→	☐; + ABS		24.3361-8503.5	240513	ATE Ø 36 - Halter
			→	☐; + ABS		24.3361-8504.5	240514	ATE Ø 36 - Halter
323 i 2.5 328 i	125	03/95→02/98	←	☐		11.9541-9588.2	220420	ATE Ø 54 - Halter
	142	08/94→12/98				24.3541-9588.5	240528	ATE Ø 54 - Halter
			←	☐		24.3541-9587.5	240527	ATE Ø 54 - Halter
			→	☐		11.9381-9959.2	220433	ATE Ø 38 - Halter
			→	☐		11.9381-9960.2	220434	ATE Ø 38 - Halter
M3 3.0 M3 3.2	210	08/94→09/95	←	☐		11.3601-8515.2	220323	ATE Ø 60 - Halter
	236	09/95→02/98	←	☐		11.3601-8516.2	220324	ATE Ø 60 - Halter
<b>Halter, Bremssattel</b>								
316 i	75	07/93→02/98	←		2	11.0230-0444.1	260104	ATE
318 i 318 tds	85	10/93→02/98	←	nicht für erhöhte Nutzlast	2	11.0230-0444.1	260104	ATE
	66	01/95→02/98	←	für erhöhte Nutzlast	2	11.8170-0729.1	260107	ATE
318 is 318 is 320 i 323 i 2.5 325 i 325 td 325 tds 328 i	103	03/93→02/98	←		2	11.8170-0729.1	260107	ATE
	103	09/95→02/98						
	110	09/90→02/98						
	125	03/95→02/98						
	141	09/90→09/95						
	85	09/91→02/98						
	105	05/93→02/98						
	142	08/94→12/98						
<b>Feder, Bremssattel</b>								
316 i 318 i 318 tds	75	07/93→02/98			2	11.8116-0109.1	390495	ATE
	85	10/93→02/98				11.8116-0206.1	390593	ATE
318 is 318 is 320 i 323 i 2.5 325 i 325 td 325 tds 328 i	66	01/95→02/98	→	+ ABS	2	11.8116-0066.1	390577	ATE
	103	03/93→02/98			2	11.8116-0109.1	390495	ATE
	103	09/95→02/98				11.8116-0206.1	390593	ATE
	110	09/90→02/98						
	125	03/95→02/98	→		2	11.8116-0066.1	390577	ATE
	141	09/90→09/95						
	85	09/91→02/98						
	105	05/93→02/98						
	142	08/94→12/98						
	M3 3.0 M3 3.2	210 236	08/94→09/95 09/95→02/98			2 2	11.8116-0083.1 11.8116-0066.1	390501 390577
<b>Führungshülzensatz, Bremssattel</b>								
316 i 318 i 318 tds	75	07/93→02/98	←			11.0101-5402.2	260009	ATE
	85	10/93→02/98	→	+ ABS		11.0101-5402.2	260009	ATE
318 is 318 is 320 i 323 i 2.5 325 i 325 td 325 tds 328 i M3 3.0 M3 3.2	66	01/95→02/98	←			11.0101-5402.2	260009	ATE
	103	03/93→02/98	←			11.0101-5402.2	260009	ATE
	103	09/95→02/98	→			11.0101-5402.2	260009	ATE
	110	09/90→02/98						
	125	03/95→02/98						
	141	09/90→09/95						
	85	09/91→02/98						
	105	05/93→02/98						
142	08/94→12/98							
210	08/94→09/95							
236	09/95→02/98							
<b>Führungsbolzen, Bremssattel</b>								
316 i	75	07/93→02/98		+ ABS		11.8171-0008.1	990049	ATE
↓								

	kW			 	! #		
<b>BMW - 3 (E36) 09/90→12/98</b>							
<b>Führungsbolzen, Bremsattel</b>							
316 i	75	07/93→02/98	←			11.8171-0008.1 990049	ATE
318 i	85	10/93→02/98		für erhöhte Nutzlast		11.8171-0008.1 990049	ATE
318 tds	66	01/95→02/98		+ ABS		11.8171-0008.1 990049	ATE
			←	nicht für erhöhte Nutzlast		11.8171-0008.1 990049	ATE
318 is	103	03/93→02/98				11.8171-0008.1 990049	ATE
318 is	103	09/95→02/98					
323 i 2.5	125	03/95→02/98					
325 i	141	09/90→09/95					
325 tds	105	05/93→02/98					
328 i	142	08/94→12/98					
M3 3.0	210	08/94→09/95					
M3 3.2	236	09/95→02/98					
320 i	110	09/90→02/98	←			11.8171-0008.1 990049	ATE
325 td	85	09/91→02/98	→			11.8171-0008.1 990049	ATE
<b>Dichtungssatz, Bremsattel</b>							
316 i	75	07/93→02/98	←			11.0441-5402.2 250028	ATE
318 i	85	10/93→02/98					
318 tds	66	01/95→02/98	→	+ ABS		11.0441-3602.2 250008	ATE
318 is	103	03/93→02/98	←			11.0441-5402.2 250028	ATE
318 is	103	09/95→02/98					
320 i	110	09/90→02/98	→			11.0441-3602.2 250008	ATE
325 i	141	09/90→09/95					
325 td	85	09/91→02/98					
325 tds	105	05/93→02/98					
323 i 2.5	125	03/95→02/98	←			11.0441-5402.2 250028	ATE
328 i	142	08/94→12/98	→			11.0441-3803.2 250010	ATE
M3 3.0	210	08/94→09/95	←			11.0441-6003.2 250037	
M3 3.2	236	09/95→02/98	→			11.0441-4002.2 250011	ATE
<b>Bremsschlauch</b>							
316 i	75	07/93→02/98	←		2	24.5103-0430.3 331408	L= 430
318 i	85	10/93→02/98	→	für Fahrzeuge mit Trommelbremse an der Hinterachse; + ASR	2	24.5169-0458.3 331429	L= 458
318 tds	66	01/95→02/98	→	am Bremsattel; + ABS	2	24.5170-0201.3 331450	L= 201
			→	für Fahrzeuge mit Trommelbremse an der Hinterachse	2	24.5202-0204.3 331402	L= 204
			→	+ ABS	2	24.5202-0204.3 331402	L= 204
318 is	103	03/93→02/98	←		2	24.5103-0430.3 331408	L= 430
318 is	103	09/95→02/98					
323 i 2.5	125	03/95→02/98	→	+ ASR	2	24.5169-0458.3 331429	L= 458
325 td	85	09/91→02/98	→	am Bremsattel	2	24.5170-0201.3 331450	L= 201
325 tds	105	05/93→02/98	→		2	24.5202-0204.3 331402	L= 204
328 i	142	08/94→12/98	→		2	24.5202-0204.3 331402	L= 204
320 i	110	09/90→02/98	←		2	24.5103-0430.3 331408	L= 430
			→		2	24.5169-0458.3 331429	L= 458
			→		2	24.5202-0204.3 331402	L= 204
			→	am Bremsattel	2	24.5170-0201.3 331450	L= 201
325 i	141	09/90→09/95		+ ASC; für Linkslenker	1	83.6204-0143.3 330304	L= 145
			←		2	24.5103-0430.3 331408	L= 430
			→	+ ASR	2	24.5169-0458.3 331429	L= 458
			→	am Bremsattel	2	24.5170-0201.3 331450	L= 201
			→		2	24.5202-0204.3 331402	L= 204
M3 3.0	210	08/94→09/95	←		2	83.6150-0451.3 330283	L= 450
M3 3.2	236	09/95→02/98	→		2	24.5169-0458.3 331429	L= 458
			→		2	24.5202-0204.3 331402	L= 204
			→	am Bremsattel	2	83.6124-0218.3 330455	L= 215
<b>BMW - 3 (E46) 02/98→04/05</b>							
<b>Bremssattel</b>							
316 i	77	04/00→02/05	←	☐		11.9541-9588.2 220420	ATE Ø 54 - Halter
			←	☐		24.3541-9588.5 240528	ATE Ø 54 - Halter
			←	☐		24.3541-9587.5 240527	ATE Ø 54 - Halter
			→	☐		24.3401-1705.5 240423	ATE Ø 40 - Halter
↓							










	kw			 	! #		
<b>BMW - 3 (E46) 02/98→04/05</b>							
<b>Bremssattel</b>							
316 i	77	04/00→02/05	→	☐		24.3401-1706.5 240424	ATE Ø 40 - Halter
316 i	85	06/02→02/05	←	☐		11.9541-9588.2 220420	ATE Ø 54 - Halter
316 i	85	02/02→02/05				24.3541-9588.5 240528	ATE Ø 54 - Halter
316 i	77	09/98→02/05					
318 i	87	02/98→09/01	←	☐		24.3541-9587.5 240527	ATE Ø 54 - Halter
			→	☐; für erhöhte Nutzlast		24.3401-1703.5 240351	ATE Ø 40 - Halter
			→	☐; für erhöhte Nutzlast		24.3401-1704.5 240352	ATE Ø 40 - Halter
			→	☐; nicht für erhöhte Nutzlast		24.3401-1705.5 240423	ATE Ø 40 - Halter
			→	☐; nicht für erhöhte Nutzlast		24.3401-1706.5 240424	ATE Ø 40 - Halter
318 d	85	09/01→03/03	←	☐		11.9541-9588.2 220420	ATE Ø 54 - Halter
318 d	85	03/03→02/05				24.3541-9588.5 240528	ATE Ø 54 - Halter
318 i	100	09/01→02/05	←	☐		24.3541-9587.5 240527	ATE Ø 54 - Halter
318 i	105	09/01→02/05					
320 d	95	02/98→08/01	→	☐		24.3401-1703.5 240351	ATE Ø 40 - Halter
320 d	100	04/98→09/01					
320 d	110	09/01→02/05	→	☐		24.3401-1704.5 240352	ATE Ø 40 - Halter
320 i	110	03/98→09/00					
320 i	120	09/00→02/05					
320 i	125	09/00→02/05					
323 i	120	03/98→09/00					
323 i	125	03/98→09/00					
328 i	142	02/98→06/00					
325 i	141	09/00→02/05	←	☐; nicht für erhöhte Nutzlast		11.9541-9588.2 220420	ATE Ø 54 - Halter
325 xi	141	09/00→02/05				24.3541-9588.5 240528	ATE Ø 54 - Halter
			←	☐; nicht für erhöhte Nutzlast		24.3541-9587.5 240527	ATE Ø 54 - Halter
			←	☐; für erhöhte Nutzlast		24.3571-1733.5 240349	ATE Ø 57 - Halter
			←	☐; für erhöhte Nutzlast		24.3571-1734.5 240350	ATE Ø 57 - Halter
			→	☐; nicht für erhöhte Nutzlast		24.3401-1703.5 240351	ATE Ø 40 - Halter
			→	☐; nicht für erhöhte Nutzlast		24.3401-1704.5 240352	ATE Ø 40 - Halter
			→	☐; für erhöhte Nutzlast		24.3401-9951.5 240667	ATE Ø 40 - Halter
			→	☐; für erhöhte Nutzlast		24.3401-9952.5 240668	ATE Ø 40 - Halter
330 d	135	10/99→02/05	←	☐		24.3571-1733.5 240349	ATE Ø 57 - Halter
330 d	150	03/03→02/05				24.3571-1734.5 240350	ATE Ø 57 - Halter
330 i	170	06/00→02/05	←	☐		24.3421-1705.5 240353	ATE Ø 42 - Halter
			→	☐		24.3421-1706.5 240354	ATE Ø 42 - Halter
330 i	168	01/01→04/05	←	☐; → 02/05		24.3571-1733.5 240349	ATE Ø 57 - Halter
			←	☐; → 02/05		24.3571-1734.5 240350	ATE Ø 57 - Halter
			→	☐; → 02/05		24.3421-1705.5 240353	ATE Ø 42 - Halter
			→	☐; → 02/05		24.3421-1706.5 240354	ATE Ø 42 - Halter
330 xd	135	01/00→02/03	←	☐; 06/00→		24.3571-1733.5 240349	ATE Ø 57 - Halter
			←	☐; 06/00→		24.3571-1734.5 240350	ATE Ø 57 - Halter
			→	☐; 06/00→		24.3401-9951.5 240667	ATE Ø 40 - Halter
			→	☐; 06/00→		24.3401-9952.5 240668	ATE Ø 40 - Halter
330 xd	150	09/02→12/04	←	☐; 03/03→		24.3571-1733.5 240349	ATE Ø 57 - Halter
			←	☐; 03/03→		24.3571-1734.5 240350	ATE Ø 57 - Halter
			→	☐; 03/03→		24.3401-9951.5 240667	ATE Ø 40 - Halter
			→	☐; 03/03→		24.3401-9952.5 240668	ATE Ø 40 - Halter
330 xi	170	06/00→02/05	←	☐		24.3571-1733.5 240349	ATE Ø 57 - Halter
			←	☐		24.3571-1734.5 240350	ATE Ø 57 - Halter
			→	☐		24.3401-9951.5 240667	ATE Ø 40 - Halter
			→	☐		24.3401-9952.5 240668	ATE Ø 40 - Halter
<b>Halter, Bremssattel</b>							
316 i	77	04/00→02/05	←		2	11.8170-0729.1 260107	ATE
316 i	85	06/02→02/05					
316 i	85	02/02→02/05					
316 i	77	09/98→02/05					
318 d	85	09/01→03/03					
318 d	85	03/03→02/05					
318 i	87	02/98→09/01					
320 d	95	02/98→08/01					
320 d	100	04/98→09/01					
320 i	110	03/98→09/00					
↓							

	kw			 	! #		
<b>BMW - 3 (E46) 02/98→04/05</b>							
<b>Halter, Bremssattel</b>							
323 i	120	03/98→09/00	←		2	11.8170-0729.1 260107	ATE
323 i	125	03/98→09/00					
318 i	100	09/01→02/05	←	nicht für erhöhte Nutzlast	2	11.8170-0729.1 260107	ATE
318 i	105	09/01→02/05					
320 i	120	09/00→02/05	←	für erhöhte Nutzlast	2	11.8170-0730.1 260108	ATE
320 i	125	09/00→02/05					
320 d	110	09/01→02/05	←		2	11.8170-0730.1 260108	ATE
328 i	142	02/98→06/00					
325 i	141	09/00→02/05	←	nicht für erhöhte Nutzlast	2	11.8170-0730.1 260108	ATE
325 xi	141	09/00→02/05					
<b>Feder, Bremssattel</b>							
316 i	77	04/00→02/05			2	11.8116-0109.1 390495	ATE
316 i	85	06/02→02/05				11.8116-0206.1 390593	ATE
316 i	85	02/02→02/05					
316 i	77	09/98→02/05	→		2	11.8116-0066.1 390577	ATE
318 d	85	09/01→03/03					
318 d	85	03/03→02/05					
318 i	87	02/98→09/01					
318 i	100	09/01→02/05					
318 i	105	09/01→02/05					
320 d	95	02/98→08/01					
320 d	100	04/98→09/01					
320 d	110	09/01→02/05					
320 i	110	03/98→09/00					
320 i	120	09/00→02/05					
320 i	125	09/00→02/05					
323 i	120	03/98→09/00					
323 i	125	03/98→09/00					
328 i	142	02/98→06/00					
325 i	141	09/00→02/05		nicht für erhöhte Nutzlast	2	11.8116-0109.1 390495	ATE
325 xi	141	09/00→02/05				11.8116-0206.1 390593	ATE
				für erhöhte Nutzlast	2	11.8116-0273.1 390515	ATE
			→	nicht für erhöhte Nutzlast	2	11.8116-0066.1 390577	ATE
			→	für erhöhte Nutzlast	2	11.8116-0094.1 390504	ATE
330 d	135	10/99→02/05			2	11.8116-0273.1 390515	ATE
330 d	150	03/03→02/05					
330 i	170	06/00→02/05	→		2	11.8116-0296.1 390445	ATE
330 i	168	01/01→04/05		→ 02/05	2	11.8116-0273.1 390515	ATE
			→	→ 02/05	2	11.8116-0296.1 390445	ATE
330 xd	135	01/00→02/03		06/00→	2	11.8116-0273.1 390515	ATE
			→	06/00→	2	11.8116-0094.1 390504	ATE
330 xd	150	09/02→12/04		03/03→	2	11.8116-0273.1 390515	ATE
			→	03/03→	2	11.8116-0094.1 390504	ATE
330 xi	170	06/00→02/05			2	11.8116-0273.1 390515	ATE
			→		2	11.8116-0094.1 390504	ATE
<b>Führungshülzensatz, Bremssattel</b>							
316 i	77	04/00→02/05	←			11.0101-5402.2 260009	ATE
316 i	85	06/02→02/05					
316 i	85	02/02→02/05	→			11.0101-5402.2 260009	ATE
316 i	77	09/98→02/05					
318 d	85	09/01→03/03					
318 d	85	03/03→02/05					
318 i	87	02/98→09/01					
318 i	100	09/01→02/05					
318 i	105	09/01→02/05					
320 d	95	02/98→08/01					
320 d	100	04/98→09/01					
320 d	110	09/01→02/05					
320 i	110	03/98→09/00					
320 i	120	09/00→02/05					
320 i	125	09/00→02/05					
323 i	120	03/98→09/00					
323 i	125	03/98→09/00					
325 i	141	09/00→02/05					
325 xi	141	09/00→02/05					
328 i	142	02/98→06/00					
330 d	135	10/99→02/05					
330 d	150	03/03→02/05					
330 i	170	06/00→02/05					
330 xi	170	06/00→02/05					
330 i	168	01/01→04/05	←	→ 02/05		11.0101-5402.2 260009	ATE
			→	→ 02/05		11.0101-5402.2 260009	ATE
330 xd	135	01/00→02/03	←	06/00→		11.0101-5402.2 260009	ATE
↓							















































	kW			 	! #		
<b>BMW - 3 (E46) 02/98→04/05</b>							
<b>Führungshülzensatz, Bremssattel</b>							
330 xd	135	01/00→02/03	➡	06/00→		11.0101-5402.2 260009	ATE
330 xd	150	09/02→12/04	⬅	03/03→		11.0101-5402.2 260009	ATE
			➡	03/03→		11.0101-5402.2 260009	ATE
<b>Führungsbolzen, Bremssattel</b>							
316 i	77	04/00→02/05				11.8171-0008.1 990049	ATE
			➡			11.8171-0008.1 990049	ATE
316 i	85	06/02→02/05		für erhöhte Nutzlast		11.8171-0008.1 990049	ATE
316 i	85	02/02→02/05				11.8171-0008.1 990049	ATE
316 i	77	09/98→02/05				11.8171-0008.1 990049	ATE
318 i	87	02/98→09/01	➡	nicht für erhöhte Nutzlast		11.8171-0008.1 990049	ATE
318 d	85	09/01→03/03				11.8171-0008.1 990049	ATE
318 d	85	03/03→02/05					
318 i	100	09/01→02/05					
318 i	105	09/01→02/05					
320 d	95	02/98→08/01					
320 d	100	04/98→09/01					
320 d	110	09/01→02/05					
320 i	110	03/98→09/00					
320 i	120	09/00→02/05					
320 i	125	09/00→02/05					
323 i	120	03/98→09/00					
323 i	125	03/98→09/00					
325 i	141	09/00→02/05					
325 xi	141	09/00→02/05					
328 i	142	02/98→06/00					
330 d	135	10/99→02/05					
330 d	150	03/03→02/05					
330 i	170	06/00→02/05					
330 xi	170	06/00→02/05					
330 i	168	01/01→04/05		→ 02/05		11.8171-0008.1 990049	ATE
330 xd	135	01/00→02/03		06/00→		11.8171-0008.1 990049	ATE
330 xd	150	09/02→12/04		03/03→		11.8171-0008.1 990049	ATE
<b>Dichtungssatz, Bremssattel</b>							
316 i	77	04/00→02/05	⬅			11.0441-5402.2 250028	ATE
316 i	85	06/02→02/05				11.0441-4002.2 250011	ATE
316 i	85	02/02→02/05	➡				
316 i	77	09/98→02/05					
318 d	85	09/01→03/03					
318 d	85	03/03→02/05					
318 i	87	02/98→09/01					
318 i	100	09/01→02/05					
318 i	105	09/01→02/05					
320 d	95	02/98→08/01					
320 d	100	04/98→09/01					
320 d	110	09/01→02/05					
320 i	110	03/98→09/00					
320 i	120	09/00→02/05					
320 i	125	09/00→02/05					
323 i	120	03/98→09/00					
323 i	125	03/98→09/00					
328 i	142	02/98→06/00					
325 i	141	09/00→02/05	⬅	nicht für erhöhte Nutzlast		11.0441-5402.2 250028	ATE
325 xi	141	09/00→02/05	➡	nicht für erhöhte Nutzlast		11.0441-4002.2 250011	ATE
<b>Bremsschlauch</b>							
316 i	77	04/00→02/05	⬅		2	83.6152-0406.3 330789	L= 405
316 i	85	06/02→02/05					
316 i	85	02/02→02/05	➡		2	24.5169-0458.3 331429	L= 458
316 i	77	09/98→02/05					
318 d	85	09/01→03/03					
318 d	85	03/03→02/05					
318 i	87	02/98→09/01					
318 i	100	09/01→02/05					
318 i	105	09/01→02/05					
320 d	95	02/98→08/01					
320 d	100	04/98→09/01					
320 d	110	09/01→02/05					
320 i	110	03/98→09/00					
320 i	120	09/00→02/05					
320 i	125	09/00→02/05					
323 i	120	03/98→09/00					
323 i	125	03/98→09/00					
325 i	141	09/00→02/05					
328 i	142	02/98→06/00					
330 d	135	10/99→02/05					
↓							

























































	kw			 	! #			
<b>BMW - 3 (E46) 02/98→04/05</b>								
 <b>Bremsschlauch</b>								
330 d	150	03/03→02/05	←		2	83.6152-0406.3	330789	L= 405
330 i	170	06/00→02/05	→		2	24.5169-0458.3	331429	L= 458
325 xi	141	09/00→02/05	→		2	24.5169-0458.3	331429	L= 458
330 xi	170	06/00→02/05	→					
330 i	168	01/01→04/05	←	→ 02/05	2	83.6152-0406.3	330789	L= 405
			→	→ 02/05	2	24.5169-0458.3	331429	L= 458
330 xd	135	01/00→02/03	→	06/00→	2	24.5169-0458.3	331429	L= 458
330 xd	150	09/02→12/04	→	03/03→	2	24.5169-0458.3	331429	L= 458
<b>BMW - 3 (E90) 02/04→12/11</b>								
 <b>Bremssattel</b>								
316 d 316 i	85 90	07/09→12/11 09/07→10/11	←	☐		24.3541-9521.5	240723	ATE Ø 54 - Halter
			←	☐		24.3541-9522.5	240724	ATE Ø 54 - Halter
			→	☐		24.3401-1707.5	240912	TRW Ø 40 - Halter
			→	☐		24.3401-1708.5	240913	TRW Ø 40 - Halter
316 i	85	09/05→10/11	←	☐; → 08/07		24.3541-9575.5	240681	ATE Ø 54 - Halter
			←	☐; → 08/07		24.3541-9576.5	240682	ATE Ø 54 - Halter
			→	☐; → 08/07		24.3401-1707.5	240912	TRW Ø 40 - Halter
			→	☐; → 08/07		24.3401-1708.5	240913	TRW Ø 40 - Halter
318 d	90	03/05→08/07	←	☐; 09/05→; für erhöhte Nutzlast		11.9571-9753.2	220929	ATE Ø 57 - Halter
			←	☐; 09/05→; für erhöhte Nutzlast		11.9571-9754.2	220930	ATE Ø 57 - Halter
			←	☐; 09/05→; nicht für erhöhte Nutzlast		24.3541-9575.5	240681	ATE Ø 54 - Halter
			←	☐; 09/05→; nicht für erhöhte Nutzlast		24.3541-9576.5	240682	ATE Ø 54 - Halter
			→	☐; 09/05→; für erhöhte Nutzlast		11.9421-9911.2	220825	ATE Ø 42 - Halter
			→	☐; 09/05→; für erhöhte Nutzlast		11.9421-9912.2	220826	ATE Ø 42 - Halter
			→	☐; 09/05→; nicht für erhöhte Nutzlast		24.3401-1707.5	240912	TRW Ø 40 - Halter
			→	☐; 09/05→; nicht für erhöhte Nutzlast		24.3401-1708.5	240913	TRW Ø 40 - Halter
318 d 318 i	100 105	02/07→03/10 02/07→10/11	←	☐; 09/07→		24.3541-9521.5	240723	ATE Ø 54 - Halter
			←	☐; 09/07→		24.3541-9522.5	240724	ATE Ø 54 - Halter
			→	☐; 09/07→		11.9421-9911.2	220825	ATE Ø 42 - Halter
			→	☐; 09/07→		11.9421-9912.2	220826	ATE Ø 42 - Halter
318 d 318 i	105 100	02/07→10/11 03/07→10/11	←	☐		24.3541-9521.5	240723	ATE Ø 54 - Halter
			←	☐		24.3541-9522.5	240724	ATE Ø 54 - Halter
			→	☐		11.9421-9911.2	220825	ATE Ø 42 - Halter
			→	☐		11.9421-9912.2	220826	ATE Ø 42 - Halter
318 i	95	03/05→08/07	←	☐; 03/07→; Motorcode: N46N; für erhöhte Nutzlast		11.9571-9753.2	220929	ATE Ø 57 - Halter
			←	☐; 09/05→; Motorcode: N46; für erhöhte Nutzlast		11.9571-9753.2	220929	ATE Ø 57 - Halter
			←	☐; 09/05→; Motorcode: N46; für erhöhte Nutzlast		11.9571-9754.2	220930	ATE Ø 57 - Halter
			←	☐; 03/07→; Motorcode: N46N; für erhöhte Nutzlast		11.9571-9754.2	220930	ATE Ø 57 - Halter
			←	☐; 03/07→; Motorcode: N46N; nicht für erhöhte Nutzlast		24.3541-9521.5	240723	ATE Ø 54 - Halter
			←	☐; 03/07→; Motorcode: N46N; nicht für erhöhte Nutzlast		24.3541-9522.5	240724	ATE Ø 54 - Halter
			←	☐; 09/05→; nicht für erhöhte Nutzlast; Motorcode: N46		24.3541-9575.5	240681	ATE Ø 54 - Halter
			←	☐; 09/05→; nicht für erhöhte Nutzlast; Motorcode: N46		24.3541-9576.5	240682	ATE Ø 54 - Halter
			→	☐; 03/07→; Motorcode: N46N		11.9421-9911.2	220825	ATE Ø 42 - Halter
			→	☐; 09/05→; für erhöhte Nutzlast; Motorcode: N46		11.9421-9911.2	220825	ATE Ø 42 - Halter
			→	☐; 03/07→; Motorcode: N46N		11.9421-9912.2	220826	ATE Ø 42 - Halter
			→	☐; 09/05→; für erhöhte Nutzlast; Motorcode: N46		11.9421-9912.2	220826	ATE Ø 42 - Halter
			→	☐; 09/05→; nicht für erhöhte Nutzlast; Motorcode: N46		24.3401-1707.5	240912	TRW Ø 40 - Halter

↓








	kw			 	! #		
<b>BMW - 3 (E90) 02/04→12/11</b>							
<b> Bremssattel</b>							
318 i	95	03/05→08/07	➔	 ; 09/05→; nicht für erhöhte Nutzlast; Motorcode: N46		24.3401-1708.5 240913	TRW Ø 40 - Halter
320 d	110	12/04→09/07	➔	 ; nicht für Behördenfahrzeuge		11.9571-9753.2 220929	ATE Ø 57 - Halter
320 d	130	09/07→03/10	➔	 ; nicht für Behördenfahrzeuge		11.9571-9754.2 220930	ATE Ø 57 - Halter
320 d	135	03/10→12/11	➔	 ; nicht für Behördenfahrzeuge		11.9421-9911.2 220825	ATE Ø 57 - Halter
320 d xDrive	120	09/08→10/11	➔	 ; nicht für Behördenfahrzeuge		11.9421-9911.2 220825	ATE Ø 42 - Halter
320 d xDrive	130	09/08→02/10	➔	 ; nicht für Behördenfahrzeuge		11.9421-9912.2 220826	ATE Ø 42 - Halter
320 d xDrive	135	03/10→10/11	➔	 ; für Behördenfahrzeuge		24.3441-9957.5 240671	ATE Ø 44 - Halter
			➔	 ; für Behördenfahrzeuge		24.3441-9958.5 240672	ATE Ø 44 - Halter
320 d	120	12/04→12/11	➔	 ; nicht für Behördenfahrzeuge		11.9571-9753.2 220929	ATE Ø 57 - Halter
			➔	 ; nicht für Behördenfahrzeuge		11.9571-9754.2 220930	ATE Ø 57 - Halter
			➔			11.9421-9911.2 220825	ATE Ø 42 - Halter
			➔			11.9421-9912.2 220826	ATE Ø 42 - Halter
320 i	110	06/04→09/07	➔	 ; 03/07→ 08/07; Motorcode: N46N; für erhöhte Nutzlast		11.9571-9753.2 220929	ATE Ø 57 - Halter
			➔	 ; 12/04→ 08/07; Motorcode: N46; für erhöhte Nutzlast		11.9571-9753.2 220929	ATE Ø 57 - Halter
			➔	 ; 12/04→ 08/07; Motorcode: N46; für erhöhte Nutzlast		11.9571-9754.2 220930	ATE Ø 57 - Halter
			➔	 ; 03/07→ 08/07; Motorcode: N46N; für erhöhte Nutzlast		11.9571-9754.2 220930	ATE Ø 57 - Halter
			➔	 ; 03/07→ 08/07; nicht für erhöhte Nutzlast; Motorcode: N46N		24.3541-9521.5 240723	ATE Ø 54 - Halter
			➔	 ; 03/07→ 08/07; nicht für erhöhte Nutzlast; Motorcode: N46N		24.3541-9522.5 240724	ATE Ø 54 - Halter
			➔	 ; 12/04→ 08/07; nicht für erhöhte Nutzlast; Motorcode: N46		24.3541-9575.5 240681	ATE Ø 54 - Halter
			➔	 ; 12/04→ 08/07; nicht für erhöhte Nutzlast; Motorcode: N46		24.3541-9576.5 240682	ATE Ø 54 - Halter
			➔	 ; 12/04→ 08/07; für erhöhte Nutzlast; Motorcode: N46		11.9421-9911.2 220825	ATE Ø 42 - Halter
			➔	 ; 03/07→ 08/07; Motorcode: N46N		11.9421-9911.2 220825	ATE Ø 42 - Halter
			➔	 ; 03/07→ 08/07; Motorcode: N46N		11.9421-9912.2 220826	ATE Ø 42 - Halter
			➔	 ; 12/04→ 08/07; für erhöhte Nutzlast; Motorcode: N46		11.9421-9912.2 220826	ATE Ø 42 - Halter
			➔	 ; 12/04→ 08/07; nicht für erhöhte Nutzlast; Motorcode: N46		24.3401-1707.5 240912	TRW Ø 40 - Halter
			➔	 ; 12/04→ 08/07; nicht für erhöhte Nutzlast; Motorcode: N46		24.3401-1708.5 240913	TRW Ø 40 - Halter
320 i	115	02/07→12/11	➔	 ; → 08/07; Motorcode: N46; für erhöhte Nutzlast		11.9571-9753.2 220929	ATE Ø 57 - Halter
			➔	 ; 03/07→ 08/07; Motorcode: N46N; für erhöhte Nutzlast		11.9571-9753.2 220929	ATE Ø 57 - Halter
			➔	 ; → 08/07; Motorcode: N46; für erhöhte Nutzlast		11.9571-9754.2 220930	ATE Ø 57 - Halter
			➔	 ; 03/07→ 08/07; Motorcode: N46N; für erhöhte Nutzlast		11.9571-9754.2 220930	ATE Ø 57 - Halter
			➔	 ; 03/07→ 08/07; nicht für erhöhte Nutzlast; Motorcode: N46N		24.3541-9521.5 240723	ATE Ø 54 - Halter
			➔	 ; 03/07→ 08/07; nicht für erhöhte Nutzlast; Motorcode: N46N		24.3541-9522.5 240724	ATE Ø 54 - Halter
			➔	 ; → 08/07; nicht für erhöhte Nutzlast; Motorcode: N46		24.3541-9575.5 240681	ATE Ø 54 - Halter
			➔	 ; → 08/07; nicht für erhöhte Nutzlast; Motorcode: N46		24.3541-9576.5 240682	ATE Ø 54 - Halter
			➔	 ; 03/07→ 08/07; Motorcode: N46N		11.9421-9911.2 220825	ATE Ø 42 - Halter
			➔	 ; → 08/07; für erhöhte Nutzlast; Motorcode: N46		11.9421-9911.2 220825	ATE Ø 42 - Halter
			➔	 ; 03/07→ 08/07; Motorcode: N46N		11.9421-9912.2 220826	ATE Ø 42 - Halter
			➔	 ; → 08/07; für erhöhte Nutzlast; Motorcode: N46		11.9421-9912.2 220826	ATE Ø 42 - Halter










	kW			 	! #					
<b>BMW - 3 (E90) 02/04→12/11</b>										
 <b>Bremssattel</b>										
320 i	115	02/07→12/11	➔	 ; → 08/07; nicht für erhöhte Nutzlast; Motorcode: N46	24.3401-1707.5	240912	TRW Ø 40 - Halter			
			➔	 ; → 08/07; nicht für erhöhte Nutzlast; Motorcode: N46	24.3401-1708.5	240913	TRW Ø 40 - Halter			
320 i 320 i	120 125	03/07→12/11 03/07→12/11	←	 ; für erhöhte Nutzlast	11.9571-9753.2	220929	ATE Ø 57 - Halter			
			←	 ; für erhöhte Nutzlast	11.9571-9754.2	220930	ATE Ø 57 - Halter			
			←	 ; nicht für erhöhte Nutzlast	24.3541-9521.5	240723	ATE Ø 54 - Halter			
			←	 ; nicht für erhöhte Nutzlast	24.3541-9522.5	240724	ATE Ø 54 - Halter			
			➔		11.9421-9911.2	220825	ATE Ø 42 - Halter			
			➔		11.9421-9912.2	220826	ATE Ø 42 - Halter			
320 si	127	09/05→08/06	←		11.9571-9753.2	220929	ATE Ø 57 - Halter			
			←		11.9571-9754.2	220930	ATE Ø 57 - Halter			
			➔		11.9421-9911.2	220825	ATE Ø 42 - Halter			
			➔		11.9421-9912.2	220826	ATE Ø 42 - Halter			
323 i 323 i 325 i 325 i 325 i 325 i 328 i	130 140 155 160 155 160 172	09/05→02/07 03/07→12/11 01/06→12/11 01/05→10/11 03/07→12/11 03/07→12/11 03/07→12/11	←	 ; nicht für erhöhte Nutzlast	11.9571-9753.2	220929	ATE Ø 57 - Halter			
			←	 ; nicht für erhöhte Nutzlast	11.9571-9754.2	220930	ATE Ø 57 - Halter			
			➔	 ; nicht für erhöhte Nutzlast	11.9421-9911.2	220825	ATE Ø 42 - Halter			
			➔	 ; nicht für erhöhte Nutzlast	11.9421-9912.2	220826	ATE Ø 42 - Halter			
			➔	 ; für erhöhte Nutzlast	24.3441-9957.5	240671	ATE Ø 44 - Halter			
			➔	 ; für erhöhte Nutzlast	24.3441-9958.5	240672	ATE Ø 44 - Halter			
			325 d 325 d 330 d 330 d 330 d xDrive 330 i 330 i 330 i 330 i xDrive 330 xd 330 xi 330 xi 335 d 335 i 335 i xDrive 335 i xDrive 335 xi 335 xi 335 xi	145 150 155 170 180 180 190 200 200 200 170 190 200 210 240 225 240 224 225 240	09/06→02/10 03/10→10/11 09/05→12/11 09/05→09/08 09/08→12/11 09/08→10/11 12/04→08/07 09/07→10/11 09/07→12/11 09/08→10/11 09/05→08/08 09/05→08/07 09/07→08/08 09/06→12/11 03/06→12/11 05/08→10/11 05/08→10/11 09/06→06/08 09/06→06/08 09/06→06/08	➔		24.3441-9957.5	240671	ATE Ø 44 - Halter
						➔		24.3441-9958.5	240672	ATE Ø 44 - Halter
325 i xDrive	160	06/08→10/11				←	 ; nicht für erhöhte Nutzlast	11.9571-9753.2	220929	ATE Ø 57 - Halter
						←	 ; nicht für erhöhte Nutzlast	11.9571-9754.2	220930	ATE Ø 57 - Halter
						➔	 ; Motorcode: N53; nicht für erhöhte Nutzlast	11.9421-9911.2	220825	ATE Ø 42 - Halter
						➔	 ; Motorcode: N53; nicht für erhöhte Nutzlast	11.9421-9912.2	220826	ATE Ø 42 - Halter
						➔	 ; für erhöhte Nutzlast	24.3441-9957.5	240671	ATE Ø 44 - Halter
						➔	 ; für erhöhte Nutzlast	24.3441-9958.5	240672	ATE Ø 44 - Halter
325 xi	160	03/05→10/11				←	 ; nicht für erhöhte Nutzlast	11.9571-9753.2	220929	ATE Ø 57 - Halter
						←	 ; nicht für erhöhte Nutzlast	11.9571-9754.2	220930	ATE Ø 57 - Halter
						➔	 ; Motorcode: N53 / N52N; nicht für erhöhte Nutzlast	11.9421-9911.2	220825	ATE Ø 42 - Halter
						➔	 ; → 08/07; nicht für erhöhte Nutzlast; Motorcode: N52	11.9421-9911.2	220825	ATE Ø 42 - Halter
						➔	 ; Motorcode: N53 / N52N; nicht für erhöhte Nutzlast	11.9421-9912.2	220826	ATE Ø 42 - Halter
						➔	 ; → 08/07; nicht für erhöhte Nutzlast; Motorcode: N52	11.9421-9912.2	220826	ATE Ø 42 - Halter
						➔	 ; für erhöhte Nutzlast	24.3441-9957.5	240671	ATE Ø 44 - Halter
						➔	 ; für erhöhte Nutzlast	24.3441-9958.5	240672	ATE Ø 44 - Halter
325 xi	160	03/07→06/08	←	 ; nicht für erhöhte Nutzlast	11.9571-9753.2	220929	ATE Ø 57 - Halter			
			←	 ; nicht für erhöhte Nutzlast	11.9571-9754.2	220930	ATE Ø 57 - Halter			
			➔	 ; → 08/07; nicht für erhöhte Nutzlast; Motorcode: N52	11.9421-9911.2	220825	ATE Ø 42 - Halter			
↓										








	kw			 	! #		
<b>BMW - 3 (E90) 02/04→12/11</b>							
<b>Bremssattel</b>							
325 xi	160	03/07→06/08	➔	☐; → 08/07; Motorcode: N52N; nicht für erhöhte Nutzlast		11.9421-9911.2 220825	ATE Ø 42 - Halter
			➔	☐; 09/07→; Motorcode: N53; nicht für erhöhte Nutzlast		11.9421-9911.2 220825	ATE Ø 42 - Halter
			➔	☐; → 08/07; Motorcode: N52N; nicht für erhöhte Nutzlast		11.9421-9912.2 220826	ATE Ø 42 - Halter
			➔	☐; → 08/07; nicht für erhöhte Nutzlast; Motorcode: N52		11.9421-9912.2 220826	ATE Ø 42 - Halter
			➔	☐; 09/07→; Motorcode: N53; nicht für erhöhte Nutzlast		11.9421-9912.2 220826	ATE Ø 42 - Halter
			➔	☐; für erhöhte Nutzlast		24.3441-9957.5 240671	ATE Ø 44 - Halter
			➔	☐; für erhöhte Nutzlast		24.3441-9958.5 240672	ATE Ø 44 - Halter
335 i	220	03/06→12/11	➔	☐; 09/06→		24.3441-9957.5 240671	ATE Ø 44 - Halter
335 i	224	03/06→12/11	➔	☐; 09/06→		24.3441-9957.5 240671	ATE Ø 44 - Halter
335 i	225	03/06→12/11	➔	☐; 09/06→		24.3441-9958.5 240672	ATE Ø 44 - Halter
<b>Halter, Bremssattel</b>							
318 d	90	03/05→08/07	➔	09/05→; für erhöhte Nutzlast		11.8170-0755.1 260119	ATE
318 d	100	02/07→03/10	➔	09/07→		11.8170-0755.1 260119	ATE
318 d	105	02/07→10/11					
318 i	100	03/07→10/11					
318 i	105	02/07→10/11					
320 i	120	03/07→12/11					
318 i	95	03/05→08/07	➔	09/05→; für erhöhte Nutzlast; Motorcode: N46		11.8170-0755.1 260119	ATE
			➔	03/07→; Motorcode: N46N		11.8170-0755.1 260119	ATE
320 d	110	12/04→09/07	➔	09/05→; nicht für Behördenfahrzeuge		11.8170-0755.1 260119	ATE
320 d	120	12/04→12/11	➔			11.8170-0755.1 260119	ATE
320 i	125	03/07→12/11					
320 si	127	09/05→08/06					
320 d	130	09/07→03/10	➔	nicht für Behördenfahrzeuge		11.8170-0755.1 260119	ATE
320 d	135	03/10→12/11					
320 d xDrive	120	09/08→10/11					
320 d xDrive	130	09/08→02/10					
320 d xDrive	135	03/10→10/11					
320 i	110	06/04→09/07	➔	12/04→ 08/07; für erhöhte Nutzlast; Motorcode: N46		11.8170-0755.1 260119	ATE
			➔	03/07→ 08/07; Motorcode: N46N		11.8170-0755.1 260119	ATE
320 i	115	02/07→12/11	➔	03/07→ 08/07; Motorcode: N46N		11.8170-0755.1 260119	ATE
			➔	→ 08/07; für erhöhte Nutzlast; Motorcode: N46		11.8170-0755.1 260119	ATE
323 i	130	09/05→02/07	➔	nicht für erhöhte Nutzlast		11.8170-0755.1 260119	ATE
323 i	140	03/07→12/11					
325 i	155	01/06→12/11					
325 i	160	01/05→10/11					
325 i	155	03/07→12/11					
325 i	160	03/07→12/11					
328 i	172	03/07→12/11					
325 i xDrive	160	06/08→10/11	➔	Motorcode: N53; nicht für erhöhte Nutzlast		11.8170-0755.1 260119	ATE
325 xi	160	03/05→10/11	➔	→ 08/07; nicht für erhöhte Nutzlast; Motorcode: N52		11.8170-0755.1 260119	ATE
325 xi	160	03/07→06/08	➔	→ 08/07; Motorcode: N52N; nicht für erhöhte Nutzlast		11.8170-0755.1 260119	ATE
			➔	09/07→; Motorcode: N53; nicht für erhöhte Nutzlast		11.8170-0755.1 260119	ATE
<b>Feder, Bremssattel</b>							
316 d	85	07/09→12/11	←		2	11.8116-0137.1 390612	ATE
316 i	85	09/05→10/11	←	→ 08/07	2	11.8116-0206.1 390593	ATE
316 i	90	09/07→10/11			2	11.8116-0137.1 390612	ATE
318 d	90	03/05→08/07		09/05→; für erhöhte Nutzlast	2	11.8116-0137.1 390612	ATE
			←	09/05→; nicht für erhöhte Nutzlast	2	11.8116-0206.1 390593	ATE
			➔	09/05→; für erhöhte Nutzlast	2	11.8116-0066.1 390577	ATE
318 d	100	02/07→03/10		09/07→	2	11.8116-0137.1 390612	ATE
			➔	09/07→	2	11.8116-0066.1 390577	ATE
318 d	105	02/07→10/11	←		2	11.8116-0137.1 390612	ATE
320 i	120	03/07→12/11					
320 i	125	03/07→12/11	➔		2	11.8116-0066.1 390577	ATE
320 si	127	09/05→08/06					
			↓				










	kw			 	! #			
<b>BMW - 3 (E90) 02/04→12/11</b>								
<b>Feder, Bremsattel</b>								
318 i	95	03/05→08/07		09/05→; Motorcode: N46; für erhöhte Nutzlast	2	11.8116-0137.1	390612	ATE
				03/07→; Motorcode: N46N	2	11.8116-0137.1	390612	ATE
			←	09/05→; nicht für erhöhte Nutzlast; Motorcode: N46	2	11.8116-0206.1	390593	ATE
			→	03/07→; Motorcode: N46N	2	11.8116-0066.1	390577	ATE
			→	09/05→; für erhöhte Nutzlast; Motorcode: N46	2	11.8116-0066.1	390577	ATE
318 i	100	03/07→10/11	←		2	11.8116-0137.1	390612	ATE
			→	09/07→	2	11.8116-0066.1	390577	ATE
318 i	105	02/07→10/11	←	09/07→	2	11.8116-0137.1	390612	ATE
			→	09/07→	2	11.8116-0066.1	390577	ATE
320 d 320 d 320 d 320 d xDrive 320 d xDrive 320 d xDrive	110 130 135 120 130 135	12/04→09/07 09/07→03/10 03/10→12/11 09/08→10/11 09/08→02/10 03/10→10/11	←		2	11.8116-0137.1	390612	ATE
			→	nicht für Behördenfahrzeuge	2	11.8116-0066.1	390577	ATE
			→	für Behördenfahrzeuge	2	11.8116-0296.1	390445	ATE
					2	11.8116-0137.1	390612	ATE
			→		2	11.8116-0066.1	390577	ATE
320 d	120	12/04→12/11			2	11.8116-0137.1	390612	ATE
			→		2	11.8116-0066.1	390577	ATE
					2	11.8116-0137.1	390612	ATE
			←	12/04→ 08/07; Motorcode: N46; für erhöhte Nutzlast	2	11.8116-0206.1	390593	ATE
			→	03/07→ 08/07; Motorcode: N46N	2	11.8116-0066.1	390577	ATE
320 i	110	06/04→09/07	→	12/04→ 08/07; für erhöhte Nutzlast; Motorcode: N46	2	11.8116-0137.1	390612	ATE
			←	12/04→ 08/07; nicht für erhöhte Nutzlast; Motorcode: N46	2	11.8116-0206.1	390593	ATE
			→	03/07→ 08/07; Motorcode: N46N	2	11.8116-0066.1	390577	ATE
			→	12/04→ 08/07; für erhöhte Nutzlast; Motorcode: N46	2	11.8116-0066.1	390577	ATE
					2	11.8116-0137.1	390612	ATE
320 i	115	02/07→12/11		→ 08/07; Motorcode: N46; für erhöhte Nutzlast	2	11.8116-0137.1	390612	ATE
				03/07→ 08/07; Motorcode: N46N	2	11.8116-0137.1	390612	ATE
			←	→ 08/07; nicht für erhöhte Nutzlast; Motorcode: N46	2	11.8116-0206.1	390593	ATE
			→	→ 08/07; für erhöhte Nutzlast; Motorcode: N46	2	11.8116-0066.1	390577	ATE
			→	03/07→ 08/07; Motorcode: N46N	2	11.8116-0066.1	390577	ATE
323 i 323 i 325 i 325 i 328 i	130 140 155 155 172	09/05→02/07 03/07→12/11 01/06→12/11 03/07→12/11 03/07→12/11	←		2	11.8116-0137.1	390612	ATE
			→	nicht für erhöhte Nutzlast	2	11.8116-0066.1	390577	ATE
			→	für erhöhte Nutzlast	2	11.8116-0296.1	390445	ATE
					2	11.8116-0137.1	390612	ATE
325 d	145	09/06→02/10		nicht für Behördenfahrzeuge	2	11.8116-0137.1	390612	ATE
				für Behördenfahrzeuge	2	11.8116-0315.2	390447	ATE
			→		2	11.8116-0296.1	390445	ATE
325 d	150	03/10→10/11	←	nicht für Behördenfahrzeuge	2	11.8116-0137.1	390612	ATE
			←	für Behördenfahrzeuge	2	11.8116-0315.2	390447	ATE
			→		2	11.8116-0296.1	390445	ATE
325 i 325 i	160 160	01/05→10/11 03/07→12/11			2	11.8116-0137.1	390612	ATE
			→	nicht für erhöhte Nutzlast	2	11.8116-0066.1	390577	ATE
325 i xDrive	160	06/08→10/11	→	für erhöhte Nutzlast	2	11.8116-0296.1	390445	ATE
			←	Motorcode: N53; nicht für erhöhte Nutzlast	2	11.8116-0066.1	390577	ATE
325 xi	160	03/05→10/11	←		2	11.8116-0137.1	390612	ATE
			→	→ 08/07; nicht für erhöhte Nutzlast; Motorcode: N52	2	11.8116-0066.1	390577	ATE
			→	→ 08/07; Motorcode: N52N; nicht für erhöhte Nutzlast	2	11.8116-0066.1	390577	ATE
			→	09/07→; Motorcode: N53; nicht für erhöhte Nutzlast	2	11.8116-0066.1	390577	ATE
			→	für erhöhte Nutzlast	2	11.8116-0296.1	390445	ATE
325 xi	160	03/07→06/08			2	11.8116-0137.1	390612	ATE
			→	→ 08/07; nicht für erhöhte Nutzlast; Motorcode: N52	2	11.8116-0066.1	390577	ATE
↓								

















	kW			 	! #		
<b>BMW - 3 (E90) 02/04→12/11</b>							
<b>Feder, Bremssattel</b>							
325 xi	160	03/07→06/08	➡	09/07→; Motorcode: N53; nicht für erhöhte Nutzlast	2	11.8116-0066.1 390577	ATE
			➡	→ 08/07; Motorcode: N52N; nicht für erhöhte Nutzlast	2	11.8116-0066.1 390577	ATE
			➡	für erhöhte Nutzlast	2	11.8116-0296.1 390445	ATE
330 d	155	09/05→12/11	⬅	nicht für erhöhte Nutzlast	2	11.8116-0137.1 390612	ATE
330 d	180	09/08→12/11	⬅	für erhöhte Nutzlast	2	11.8116-0315.2 390447	ATE
330 d xDrive	180	09/08→10/11	⬅		2	11.8116-0296.1 390445	ATE
330 xi	200	09/07→08/08	➡		2	11.8116-0296.1 390445	ATE
330 d	170	09/05→09/08		nicht für erhöhte Nutzlast	2	11.8116-0137.1 390612	ATE
330 i xDrive	200	09/08→10/11		für erhöhte Nutzlast	2	11.8116-0315.2 390447	ATE
			➡		2	11.8116-0296.1 390445	ATE
330 i	190	12/04→08/07		nicht für erhöhte Nutzlast	2	11.8116-0137.1 390612	ATE
			➡		2	11.8116-0296.1 390445	ATE
330 i	200	09/07→10/11	⬅	für erhöhte Nutzlast	2	11.8116-0315.2 390447	ATE
330 i	200	09/07→12/11	➡		2	11.8116-0296.1 390445	ATE
330 xd	170	09/05→08/08	⬅	→ 08/07	2	11.8116-0137.1 390612	ATE
			⬅	09/07→	2	11.8116-0315.2 390447	ATE
			➡		2	11.8116-0296.1 390445	ATE
330 xi	190	09/05→08/07	⬅		2	11.8116-0137.1 390612	ATE
			➡		2	11.8116-0296.1 390445	ATE
335 d	210	09/06→12/11	⬅		2	11.8116-0315.2 390447	ATE
335 i xDrive	225	05/08→10/11	➡		2	11.8116-0296.1 390445	ATE
335 xi	225	09/06→06/08	➡		2	11.8116-0296.1 390445	ATE
M3 CRT	331	03/11→12/11					
335 i	220	03/06→12/11		09/06→	2	11.8116-0315.2 390447	ATE
335 i	225	03/06→12/11	➡	09/06→	2	11.8116-0296.1 390445	ATE
335 i	224	03/06→12/11	⬅	09/06→	2	11.8116-0315.2 390447	ATE
335 i	240	03/06→12/11	➡	09/06→	2	11.8116-0296.1 390445	ATE
335 i xDrive	240	05/08→10/11			2	11.8116-0315.2 390447	ATE
			➡		2	11.8116-0296.1 390445	ATE
335 xi	224	09/06→06/08	⬅		2	11.8116-0315.2 390447	ATE
			➡	03/07→	2	11.8116-0296.1 390445	ATE
335 xi	240	09/06→06/08	⬅	03/07→	2	11.8116-0315.2 390447	ATE
			➡	03/07→	2	11.8116-0296.1 390445	ATE
M3	309	03/07→12/11	⬅	12/07→	2	11.8116-0315.2 390447	ATE
			➡	12/07→	2	11.8116-0296.1 390445	ATE
<b>Führungshülzensatz, Bremssattel</b>							
316 d	85	07/09→12/11	⬅			11.0101-5402.2 260009	ATE
316 i	90	09/07→10/11	⬅			11.0101-5402.2 260009	ATE
316 i	85	09/05→10/11	⬅	→ 08/07		11.0101-5402.2 260009	ATE
318 d	90	03/05→08/07	⬅	09/05→		11.0101-5402.2 260009	ATE
			➡	09/05→; für erhöhte Nutzlast		11.0101-5402.2 260009	ATE
318 d	100	02/07→03/10	⬅	09/07→		11.0101-5402.2 260009	ATE
318 i	100	03/07→10/11	➡			11.0101-5402.2 260009	ATE
318 i	105	02/07→10/11	➡	09/07→		11.0101-5402.2 260009	ATE
318 d	105	02/07→10/11	⬅			11.0101-5402.2 260009	ATE
320 d	110	12/04→09/07	➡			11.0101-5402.2 260009	ATE
320 d	120	12/04→12/11					
320 d	130	09/07→03/10					
320 d	135	03/10→12/11					
320 d xDrive	120	09/08→10/11					
320 d xDrive	130	09/08→02/10					
320 d xDrive	135	03/10→10/11					
320 i	120	03/07→12/11					
320 i	125	03/07→12/11					
320 si	127	09/05→08/06					
323 i	130	09/05→02/07					
323 i	140	03/07→12/11					
325 i	155	01/06→12/11					
325 i	160	01/05→10/11					
325 i	155	03/07→12/11					
325 i	160	03/07→12/11					
328 i	172	03/07→12/11					
330 xi	190	09/05→08/07					
↓							

	kw			 	! #			
<b>BMW - 3 (E90) 02/04→12/11</b>								
<b>Führungshülzensatz, Bremssattel</b>								
318 i	95	03/05→08/07	←	03/07→; Motorcode: N46N		11.0101-5402.2	260009	ATE
			←	09/05→; Motorcode: N46		11.0101-5402.2	260009	ATE
			→	09/05→; für erhöhte Nutzlast; Motorcode: N46		11.0101-5402.2	260009	ATE
			→	03/07→; Motorcode: N46N		11.0101-5402.2	260009	ATE
320 i	110	06/04→09/07	←	03/07→ 08/07; Motorcode: N46N		11.0101-5402.2	260009	ATE
			←	12/04→ 08/07; Motorcode: N46		11.0101-5402.2	260009	ATE
			→	03/07→ 08/07; Motorcode: N46N		11.0101-5402.2	260009	ATE
			→	12/04→ 08/07; für erhöhte Nutzlast; Motorcode: N46		11.0101-5402.2	260009	ATE
320 i	115	02/07→12/11	←	→ 08/07; Motorcode: N46		11.0101-5402.2	260009	ATE
			←	03/07→ 08/07; Motorcode: N46N		11.0101-5402.2	260009	ATE
			→	03/07→ 08/07; Motorcode: N46N		11.0101-5402.2	260009	ATE
			→	→ 08/07; für erhöhte Nutzlast; Motorcode: N46		11.0101-5402.2	260009	ATE
325 d 325 d	145 150	09/06→02/10 03/10→10/11	←	nicht für Behördenfahrzeuge		11.0101-5402.2	260009	ATE
			←	für Behördenfahrzeuge		11.0101-6006.2	260098	ATE
			→			11.0101-5402.2	260009	ATE
325 i xDrive	160	06/08→10/11	←			11.0101-5402.2	260009	ATE
			→	für erhöhte Nutzlast		11.0101-5402.2	260009	ATE
			→	Motorcode: N53; nicht für erhöhte Nutzlast		11.0101-5402.2	260009	ATE
325 xi	160	03/05→10/11	←			11.0101-5402.2	260009	ATE
			→	für erhöhte Nutzlast		11.0101-5402.2	260009	ATE
325 xi	160	03/07→06/08	←			11.0101-5402.2	260009	ATE
			→	→ 08/07; nicht für erhöhte Nutzlast; Motorcode: N52		11.0101-5402.2	260009	ATE
			→	für erhöhte Nutzlast		11.0101-5402.2	260009	ATE
			→	09/07→; Motorcode: N53; nicht für erhöhte Nutzlast		11.0101-5402.2	260009	ATE
			→	→ 08/07; Motorcode: N52N; nicht für erhöhte Nutzlast		11.0101-5402.2	260009	ATE
330 d 330 d 330 d 330 d xDrive 330 i xDrive 330 xi	155 170 180 180 200 200	09/05→12/11 09/05→09/08 09/08→12/11 09/08→10/11 09/08→10/11 09/07→08/08	←	nicht für erhöhte Nutzlast		11.0101-5402.2	260009	ATE
			←	für erhöhte Nutzlast		11.0101-6006.2	260098	ATE
			→			11.0101-5402.2	260009	ATE
			→			11.0101-5402.2	260009	ATE
			→			11.0101-5402.2	260009	ATE
330 i	190	12/04→08/07	←	nicht für erhöhte Nutzlast		11.0101-5402.2	260009	ATE
			→			11.0101-5402.2	260009	ATE
330 i 330 i	200 200	09/07→10/11 09/07→12/11	←	für erhöhte Nutzlast		11.0101-6006.2	260098	ATE
			→			11.0101-5402.2	260009	ATE
330 xd	170	09/05→08/08	←	→ 08/07		11.0101-5402.2	260009	ATE
			←	09/07→		11.0101-6006.2	260098	ATE
			→			11.0101-5402.2	260009	ATE
335 d 335 i xDrive 335 i xDrive 335 xi M3 CRT	210 225 240 225 331	09/06→12/11 05/08→10/11 05/08→10/11 09/06→06/08 03/11→12/11	←			11.0101-6006.2	260098	ATE
			→			11.0101-5402.2	260009	ATE
			←	09/06→		11.0101-6006.2	260098	ATE
			→	09/06→		11.0101-5402.2	260009	ATE
335 xi 335 xi	224 240	09/06→06/08 09/06→06/08	←	03/07→		11.0101-6006.2	260098	ATE
			→	03/07→		11.0101-5402.2	260009	ATE
M3	309	03/07→12/11	←	12/07→		11.0101-6006.2	260098	ATE
			→	12/07→		11.0101-5402.2	260009	ATE
<b>Führungsbolzen, Bremssattel</b>								
316 d	85	07/09→12/11				11.8171-0008.1	990049	ATE
316 i	90	09/07→10/11						
320 d	120	12/04→12/11						
316 i	85	09/05→10/11		→ 08/07		11.8171-0008.1	990049	ATE
↓								

	kW			 	! #		
<b>BMW - 3 (E90) 02/04→12/11</b>							
<b>Führungsbolzen, Bremsattel</b>							
318 d	90	03/05→08/07		09/05→		11.8171-0008.1 990049	ATE
318 d	100	02/07→03/10		09/07→		11.8171-0008.1 990049	ATE
318 d	105	02/07→10/11					
318 i	100	03/07→10/11					
318 i	105	02/07→10/11					
320 i	120	03/07→12/11					
318 i	95	03/05→08/07		09/05→; Motorcode: N46		11.8171-0008.1 990049	ATE
				03/07→; Motorcode: N46N		11.8171-0008.1 990049	ATE
320 d	110	12/04→09/07	←				
320 d xDrive	120	09/08→10/11					
320 d xDrive	130	09/08→02/10	→	für Behördenfahrzeuge		11.8171-0008.1 990049	ATE
320 d xDrive	135	03/10→10/11					
320 d	130	09/07→03/10				11.8171-0008.1 990049	ATE
320 d	135	03/10→12/11	→	für Behördenfahrzeuge		11.8171-0008.1 990049	ATE
320 i	110	06/04→09/07		12/04→ 08/07; Motorcode: N46		11.8171-0008.1 990049	ATE
				03/07→ 08/07; Motorcode: N46N		11.8171-0008.1 990049	ATE
320 i	115	02/07→12/11		03/07→ 08/07; Motorcode: N46N		11.8171-0008.1 990049	ATE
				→ 08/07; Motorcode: N46		11.8171-0008.1 990049	ATE
320 i	125	03/07→12/11	←			11.8171-0008.1 990049	ATE
320 si	127	09/05→08/06		06/06→		11.8171-0008.1 990049	ATE
323 i	130	09/05→02/07	←			11.8171-0008.1 990049	ATE
323 i	140	03/07→12/11					
325 i	155	01/06→12/11	→	für erhöhte Nutzlast		11.8171-0008.1 990049	ATE
325 i	155	03/07→12/11					
328 i	172	03/07→12/11					
325 d	145	09/06→02/10	←			11.8171-0008.1 990049	ATE
			←	für Behördenfahrzeuge		11.8171-0067.1 250153	ATE
			→			11.8171-0008.1 990049	ATE
325 d	150	03/10→10/11		für Behördenfahrzeuge		11.8171-0067.1 250153	ATE
			←			11.8171-0008.1 990049	ATE
			→			11.8171-0008.1 990049	ATE
325 i	160	01/05→10/11					
325 i	160	03/07→12/11	→	für erhöhte Nutzlast		11.8171-0008.1 990049	ATE
325 i xDrive	160	06/08→10/11	←	nicht für erhöhte Nutzlast		11.8171-0008.1 990049	ATE
			→	für erhöhte Nutzlast		11.8171-0008.1 990049	ATE
325 xi	160	03/05→10/11		→ 08/07; nicht für erhöhte Nutzlast; Motorcode: N52		11.8171-0008.1 990049	ATE
				Motorcode: N53 / N52N; nicht für erhöhte Nutzlast		11.8171-0008.1 990049	ATE
			→	für erhöhte Nutzlast		11.8171-0008.1 990049	ATE
325 xi	160	03/07→06/08		→ 08/07; Motorcode: N52N; nicht für erhöhte Nutzlast		11.8171-0008.1 990049	ATE
				→ 08/07; nicht für erhöhte Nutzlast; Motorcode: N52		11.8171-0008.1 990049	ATE
						11.8171-0008.1 990049	ATE
			→	09/07→; Motorcode: N53; nicht für erhöhte Nutzlast		11.8171-0008.1 990049	ATE
			→	für erhöhte Nutzlast		11.8171-0008.1 990049	ATE
330 d	155	09/05→12/11	←			11.8171-0008.1 990049	ATE
330 d	180	09/08→12/11	←	für erhöhte Nutzlast		11.8171-0067.1 250153	ATE
330 d xDrive	180	09/08→10/11					
330 i xDrive	200	09/08→10/11	→			11.8171-0008.1 990049	ATE
330 xi	200	09/07→08/08					
330 d	170	09/05→09/08				11.8171-0008.1 990049	ATE
			←	für erhöhte Nutzlast		11.8171-0067.1 250153	ATE
			→			11.8171-0008.1 990049	ATE
330 i	190	12/04→08/07		nicht für erhöhte Nutzlast		11.8171-0008.1 990049	ATE
			→			11.8171-0008.1 990049	ATE
330 i	200	09/07→10/11	←	für erhöhte Nutzlast		11.8171-0008.1 990049	ATE
330 i	200	09/07→12/11				11.8171-0067.1 250153	ATE
			→			11.8171-0008.1 990049	ATE
330 xd	170	09/05→08/08		09/07→		11.8171-0067.1 250153	ATE
			←			11.8171-0008.1 990049	ATE
			→			11.8171-0008.1 990049	ATE
↓							



	kW			 	! #		
<b>BMW - 3 (E90) 02/04→12/11</b>							
<b>Führungsbolzen, Bremsattel</b>							
330 xi	190	09/05→08/07	←			11.8171-0008.1 990049	ATE
			→			11.8171-0008.1 990049	ATE
335 d	210	09/06→12/11				11.8171-0008.1 990049	ATE
			←			11.8171-0067.1 250153	ATE
			→			11.8171-0008.1 990049	ATE
335 i	220	03/06→12/11		09/06→		11.8171-0008.1 990049	ATE
335 i	225	03/06→12/11				11.8171-0067.1 250153	ATE
335 i	240	03/06→12/11	→	09/06→		11.8171-0008.1 990049	ATE
335 i	224	03/06→12/11		09/06→		11.8171-0067.1 250153	ATE
			←	09/06→		11.8171-0008.1 990049	ATE
			→	09/06→		11.8171-0008.1 990049	ATE
335 i xDrive	225	05/08→10/11	←			11.8171-0008.1 990049	ATE
			→			11.8171-0067.1 250153	ATE
						11.8171-0008.1 990049	ATE
335 i xDrive	240	05/08→10/11				11.8171-0008.1 990049	ATE
			→			11.8171-0067.1 250153	ATE
						11.8171-0008.1 990049	ATE
335 xi	224	09/06→06/08		03/07→		11.8171-0008.1 990049	ATE
335 xi	240	09/06→06/08				11.8171-0067.1 250153	ATE
			→	03/07→		11.8171-0008.1 990049	ATE
335 xi	225	09/06→06/08		03/07→		11.8171-0008.1 990049	ATE
			←			11.8171-0067.1 250153	ATE
			→	03/07→		11.8171-0008.1 990049	ATE
M3	309	03/07→12/11		12/07→		11.8171-0008.1 990049	ATE
			→	12/07→		11.8171-0008.1 990049	ATE
M3 CRT	331	03/11→12/11				11.8171-0008.1 990049	ATE
			→			11.8171-0008.1 990049	ATE
<b>Dichtungssatz, Bremsattel</b>							
M3	309	03/07→12/11	←	12/07→		11.0441-6008.2 250038	ATE für Kolben-Ø [mm]: 60
M3 CRT	331	03/11→12/11	←			11.0441-6008.2 250038	ATE für Kolben-Ø [mm]: 60
<b>Bremsschlauch</b>							
316 d	85	07/09→12/11	←		2	24.5174-0526.3 331365	L= 526
316 i	90	09/07→10/11					
318 d	105	02/07→10/11	→	am Bremsattel	2	24.5125-0230.3 331277	L= 230
318 i	100	03/07→10/11				24.5137-0221.3 331302	L= 221
318 i	105	02/07→10/11					
320 d	110	12/04→09/07	→		2	83.7850-0180.3 331054	L= 180
320 d	130	09/07→03/10					
320 d	135	03/10→12/11					
320 i	120	03/07→12/11					
320 i	125	03/07→12/11					
320 si	127	09/05→08/06					
323 i	130	09/05→02/07					
323 i	140	03/07→12/11					
325 d	145	09/06→02/10					
325 d	150	03/10→10/11					
325 i	155	01/06→12/11					
325 i	155	03/07→12/11					
325 i	160	03/07→12/11					
328 i	172	03/07→12/11					
330 d	155	09/05→12/11					
330 d	180	09/08→12/11					
330 i	200	09/07→10/11					
330 i	200	09/07→12/11					
335 d	210	09/06→12/11					
335 i	240	03/06→12/11					
316 i	85	09/05→10/11	←	→ 08/07	2	24.5174-0526.3 331365	L= 526
320 i	115	02/07→12/11	→	am Bremsattel; → 08/07	2	24.5125-0230.3 331277	L= 230
						24.5137-0221.3 331302	L= 221
			→	→ 08/07	2	83.7850-0180.3 331054	L= 180
318 d	90	03/05→08/07	←	09/05→	2	24.5174-0526.3 331365	L= 526
318 i	95	03/05→08/07	→	am Bremsattel; 09/05→	2	24.5125-0230.3 331277	L= 230
						24.5137-0221.3 331302	L= 221
↓							

	kW			 	! #			
<b>BMW - 3 (E90) 02/04→12/11</b>								
<b>Bremsschlauch</b>								
318 d	90	03/05→08/07	➔	09/05→	2	83.7850-0180.3	331054	L= 180
318 i	95	03/05→08/07						
318 d	100	02/07→03/10	➔	09/07→	2	24.5174-0526.3	331365	L= 526
			➔	am Bremssattel; 09/07→	2	24.5125-0230.3	331277	L= 230
			➔			24.5137-0221.3	331302	L= 221
			➔	09/07→	2	83.7850-0180.3	331054	L= 180
320 d	120	12/04→12/11	➔	07/05→	2	24.5174-0526.3	331365	L= 526
325 i	160	01/05→10/11						
330 i	190	12/04→08/07	➔	am Bremssattel	2	24.5125-0230.3	331277	L= 230
						24.5137-0221.3	331302	L= 221
			➔		2	83.7850-0180.3	331054	L= 180
320 d xDrive	120	09/08→10/11	➔		2	24.5113-0440.3	331239	L= 440
320 d xDrive	130	09/08→02/10						
320 d xDrive	135	03/10→10/11	➔	am Bremssattel	2	24.5125-0230.3	331277	L= 230
325 i xDrive	160	06/08→10/11				24.5137-0221.3	331302	L= 221
325 xi	160	03/05→10/11	➔		2	83.7850-0180.3	331054	L= 180
325 xi	160	03/07→06/08						
330 d xDrive	180	09/08→10/11						
330 i xDrive	200	09/08→10/11						
330 xd	170	09/05→08/08						
330 xi	190	09/05→08/07						
330 xi	200	09/07→08/08						
335 i xDrive	225	05/08→10/11						
335 i xDrive	240	05/08→10/11						
335 xi	224	09/06→06/08						
335 xi	225	09/06→06/08						
335 xi	240	09/06→06/08						
320 i	110	06/04→09/07	➔	07/05→ 08/07	2	24.5174-0526.3	331365	L= 526
			➔	am Bremssattel; 12/04→ 08/07	2	24.5125-0230.3	331277	L= 230
						24.5137-0221.3	331302	L= 221
			➔	12/04→ 08/07	2	83.7850-0180.3	331054	L= 180
330 d	170	09/05→09/08	➔	09/06→	2	24.5174-0526.3	331365	L= 526
			➔	am Bremssattel	2	24.5125-0230.3	331277	L= 230
						24.5137-0221.3	331302	L= 221
			➔		2	83.7850-0180.3	331054	L= 180
335 i	220	03/06→12/11	➔	09/06→	2	24.5174-0526.3	331365	L= 526
335 i	224	03/06→12/11						
335 i	225	03/06→12/11	➔	am Bremssattel; 09/06→	2	24.5125-0230.3	331277	L= 230
						24.5137-0221.3	331302	L= 221
			➔	09/06→	2	83.7850-0180.3	331054	L= 180
M3	309	03/07→12/11	➔	12/07→; für Linkslenker	2	83.7751-0502.3	331109	L= 502
			➔	am Bremssattel; 12/07→	2	83.7752-0236.3	331118	L= 235
			➔	12/07→	2	83.7850-0180.3	331054	L= 180
M3 CRT	331	03/11→12/11	➔	für Linkslenker	2	83.7751-0502.3	331109	L= 502
			➔	am Bremssattel	2	83.7752-0236.3	331118	L= 235
			➔		2	83.7850-0180.3	331054	L= 180
<b>BMW - 3 (F30, F80) 03/11→</b>								
<b>Bremsschlauch</b>								
316 d	85	05/11→	➔	02/12→	2	24.5169-0590.3	331422	L= 355
318 d	100	05/11→						
318 d	105	05/11→06/15	➔	02/12→	2	24.5125-0230.3	331277	L= 230
320 d	120	04/11→				24.5137-0221.3	331302	L= 221
320 d	135	03/11→03/16						
320 d	147	03/11→03/16						
320 d xDrive	120	05/11→						
320 d xDrive	135	10/11→07/15						
320 d xDrive	147	05/11→06/15						
320 i	135	04/11→						
320 i xDrive	135	05/11→06/15						
328 i	180	04/11→07/16						
328 i xDrive	180	05/11→07/16						
335 i	225	04/11→07/15						
335 i	240	04/11→07/13						
335 i xDrive	225	05/11→07/15						
335 i xDrive	240	04/11→07/13						
316 i	100	10/12→08/16	➔	11/12→	2	24.5169-0590.3	331422	L= 355
320 i	125	04/12→06/16	➔	11/12→	2	24.5125-0230.3	331277	L= 230
						24.5137-0221.3	331302	L= 221
↓								



**BMW - 3 (F30, F80) 03/11→**










**Bremsschlauch**








318 d	110	10/14→	←	07/15→	2	24.5169-0590.3	331422	L= 355						
318 d xDrive	110	11/14→	→	07/15→	2	24.5125-0230.3	331277	L= 230						
318 i	100	03/15→												
320 d	140	10/14→	→		2	24.5137-0221.3	331302	L= 221						
320 d xDrive	140	10/14→												
330 i	185	09/14→												
330 i xDrive	185	10/14→												
340 i	240	10/14→												
340 i	265	10/14→												
340 i xDrive	240	10/14→												
340 i xDrive	265	10/14→												
318 d xDrive	105	11/12→05/15							←	05/13→	2	24.5169-0590.3	331422	L= 355
									→	05/13→	2	24.5125-0230.3	331277	L= 230
												24.5137-0221.3	331302	L= 221
320 i	135	09/14→	←		2	24.5169-0590.3	331422	L= 355						
320 i xDrive	135	09/14→	→		2	24.5125-0230.3	331277	L= 230						
335 i	250	07/13→												
335 i xDrive	250	07/13→												
325 d	155	07/12→02/16	←	04/13→	2	24.5169-0590.3	331422	L= 355						
325 d	160	07/12→02/16	→	04/13→	2	24.5125-0230.3	331277	L= 230						
						24.5137-0221.3	331302	L= 221						
325 d	165	04/15→	←	03/16→	2	24.5169-0590.3	331422	L= 355						
			→	03/16→	2	24.5125-0230.3	331277	L= 230						
						24.5137-0221.3	331302	L= 221						
330 d	190	01/12→	←	07/12→	2	24.5169-0590.3	331422	L= 355						
ActiveHybrid	225	11/11→05/15	→	07/12→	2	24.5125-0230.3	331277	L= 230						
ActiveHybrid	250	11/11→05/15												
330 d	210	01/12→	←	09/15→	2	24.5169-0590.3	331422	L= 355						
330 d xDrive	210	01/12→	→	09/15→	2	24.5125-0230.3	331277	L= 230						
						24.5137-0221.3	331302	L= 221						
330 d xDrive	190	01/12→	←	03/13→	2	24.5169-0590.3	331422	L= 355						
			→	03/13→	2	24.5125-0230.3	331277	L= 230						
						24.5137-0221.3	331302	L= 221						
330 e	135	02/15→	←	01/16→	2	24.5169-0590.3	331422	L= 355						
330 e	185	02/15→	→	01/16→	2	24.5125-0230.3	331277	L= 230						
						24.5137-0221.3	331302	L= 221						
335 d xDrive	230	11/12→	←	07/13→	2	24.5169-0590.3	331422	L= 355						
			→	07/13→	2	24.5125-0230.3	331277	L= 230						
						24.5137-0221.3	331302	L= 221						








**BMW - 3 Cabriolet (E36) 03/93→04/99**








**Bremssattel**

318 i	85	01/94→04/99	←	☐		24.3541-9667.5	240529	ATE Ø 54 - Halter
			←	☐		24.3541-9668.5	240530	ATE Ø 54 - Halter
			→	☐		11.9381-9961.2	220435	ATE Ø 38 - Halter
			→	☐		11.9381-9962.2	220436	ATE Ø 38 - Halter
320 i	110	12/93→04/99	←	☐; Motorcode: M52		11.9541-9588.2	220420	ATE Ø 54 - Halter
						24.3541-9588.5	240528	ATE Ø 54 - Halter
			←	☐; Motorcode: M52		24.3541-9587.5	240527	ATE Ø 54 - Halter
			←	☐; Motorcode: M50		24.3541-9667.5	240529	ATE Ø 54 - Halter
			←	☐; Motorcode: M50		24.3541-9668.5	240530	ATE Ø 54 - Halter
			→	☐		11.9381-9961.2	220435	ATE Ø 38 - Halter
			→	☐		11.9381-9962.2	220436	ATE Ø 38 - Halter
323 i	125	06/95→04/99	←	☐		11.9541-9588.2	220420	ATE Ø 54 - Halter
328 i	142	03/95→04/99				24.3541-9588.5	240528	ATE Ø 54 - Halter
			←	☐		24.3541-9587.5	240527	ATE Ø 54 - Halter
			→	☐		11.9381-9959.2	220433	ATE Ø 38 - Halter
			→	☐		11.9381-9960.2	220434	ATE Ø 38 - Halter
325 i	141	03/93→12/95	←	☐		11.9541-9588.2	220420	ATE Ø 54 - Halter
						24.3541-9588.5	240528	ATE Ø 54 - Halter
			←	☐		24.3541-9587.5	240527	ATE Ø 54 - Halter
↓								








	kW			 	! #		
<b>BMW - 3 Cabriolet (E36) 03/93→04/99</b>							
<b> Bremssattel</b>							
325 i	141	03/93→12/95	→	<input type="checkbox"/>		24.3361-8503.5 240513	ATE Ø 36 - Halter
			→	<input type="checkbox"/>		24.3361-8504.5 240514	ATE Ø 36 - Halter
M3 3.0 M3 3.2	210 236	01/94→10/95 10/95→04/99	←	<input type="checkbox"/>		11.3601-8515.2 220323	ATE Ø 60 - Halter
			←	<input type="checkbox"/>		11.3601-8516.2 220324	ATE Ø 60 - Halter
<b>Halter, Bremssattel</b>							
318 i	85	01/94→04/99	←		2	11.0230-0444.1 260104	ATE
320 i	110	12/93→04/99	←	Motorcode: M50	2	11.0230-0444.1 260104	ATE
			←	Motorcode: M52	2	11.8170-0729.1 260107	ATE
323 i 325 i 328 i	125 141 142	06/95→04/99 03/93→12/95 03/95→04/99	←		2	11.8170-0729.1 260107	ATE
<b>Feder, Bremssattel</b>							
318 i 323 i 325 i 328 i	85 125 141 142	01/94→04/99 06/95→04/99 03/93→12/95 03/95→04/99	→		2	11.8116-0109.1 390495 11.8116-0206.1 390593	ATE ATE
320 i	110	12/93→04/99		Motorcode: M50	2	11.8116-0109.1 390495 11.8116-0206.1 390593	ATE ATE
				Motorcode: M52	2	11.8116-0109.1 390495 11.8116-0206.1 390593	ATE ATE
			→		2	11.8116-0066.1 390577	ATE
M3 3.0 M3 3.2	210 236	01/94→10/95 10/95→04/99	→		2	11.8116-0083.1 390501 11.8116-0066.1 390577	ATE ATE
<b>Führungshülzensatz, Bremssattel</b>							
318 i 323 i 325 i 328 i M3 3.0 M3 3.2	85 125 141 142 210 236	01/94→04/99 06/95→04/99 03/93→12/95 03/95→04/99 01/94→10/95 10/95→04/99	← → → →			11.0101-5402.2 260009 11.0101-5402.2 260009	ATE ATE
320 i	110	12/93→04/99	←	Motorcode: M52		11.0101-5402.2 260009	ATE
			←	Motorcode: M50		11.0101-5402.2 260009	ATE
			→			11.0101-5402.2 260009	ATE
<b>Führungsbolzen, Bremssattel</b>							
318 i 323 i 325 i 328 i M3 3.0 M3 3.2	85 125 141 142 210 236	01/94→04/99 06/95→04/99 03/93→12/95 03/95→04/99 01/94→10/95 10/95→04/99				11.8171-0008.1 990049	ATE
320 i	110	12/93→04/99		Motorcode: M50		11.8171-0008.1 990049	ATE
				Motorcode: M52		11.8171-0008.1 990049	ATE
						11.8171-0008.1 990049	ATE
<b>Dichtungssatz, Bremssattel</b>							
318 i 323 i 328 i	85 125 142	01/94→04/99 06/95→04/99 03/95→04/99	← → →			11.0441-5402.2 250028 11.0441-3803.2 250010	ATE ATE
320 i	110	12/93→04/99	←	Motorcode: M52		11.0441-5402.2 250028	ATE
			←	Motorcode: M50		11.0441-5402.2 250028	ATE
			→			11.0441-3803.2 250010	ATE
325 i	141	03/93→12/95	←			11.0441-5402.2 250028	ATE
			→			11.0441-3602.2 250008	ATE
M3 3.0 M3 3.2	210 236	01/94→10/95 10/95→04/99	← →			11.0441-6003.2 250037 11.0441-4002.2 250011	 ATE
<b> Bremsschlauch</b>							
318 i 320 i	85 110	01/94→04/99 12/93→04/99	←		2	24.5103-0430.3 331408	L= 430
323 i 328 i	125 142	06/95→04/99 03/95→04/99	→	+ ASR	2	24.5169-0458.3 331429	L= 458
			→	am Bremssattel	2	24.5170-0201.3 331450	L= 201
			→		2	24.5202-0204.3 331402	L= 204
↓							

	kw			 	! #		
<b>BMW - 3 Cabriolet (E36) 03/93→04/99</b>							
<b>Bremsschlauch</b>							
325 i	141	03/93→12/95		+ ASC; für Linkslenker	1	83.6204-0143.3 330304	L= 145
			←		2	24.5103-0430.3 331408	L= 430
			→	+ ASR	2	24.5169-0458.3 331429	L= 458
			→	am Bremssattel	2	24.5170-0201.3 331450	L= 201
			→		2	24.5202-0204.3 331402	L= 204
M3 3.0 M3 3.2	210 236	01/94→10/95 10/95→04/99	←		2	83.6150-0451.3 330283	L= 450
			→		2	24.5169-0458.3 331429	L= 458
			→		2	24.5202-0204.3 331402	L= 204
			→	am Bremssattel	2	83.6124-0218.3 330455	L= 215
<b>BMW - 3 Cabriolet (E46) 04/00→12/07</b>							
<b>Bremssattel</b>							
318 Ci	100	12/00→08/06	←	☐; 09/01→		11.9541-9588.2 220420	ATE Ø 54 - Halter
			←	☐; 09/01→		24.3541-9588.5 240528	ATE Ø 54 - Halter
			→	☐; 09/01→		24.3401-1703.5 240351	ATE Ø 40 - Halter
			→	☐; 09/01→		24.3401-1704.5 240352	ATE Ø 40 - Halter
318 Ci 318 Ci 320 Cd 320 Ci 320 Ci 325 Ci	105 110 110 120 125 141	09/01→12/07 02/05→12/07 02/05→12/07 01/06→12/07 09/00→12/07 09/00→12/07	←	☐; → 09/06		11.9541-9588.2 220420	ATE Ø 54 - Halter
			←	☐; → 09/06		24.3541-9588.5 240528	ATE Ø 54 - Halter
			→	☐; → 09/06		24.3401-1703.5 240351	ATE Ø 40 - Halter
			→	☐; → 09/06		24.3401-1704.5 240352	ATE Ø 40 - Halter
323 Ci 323 Ci	120 125	04/00→09/00 04/00→09/00	←	☐		11.9541-9588.2 220420	ATE Ø 54 - Halter
			←	☐		24.3541-9588.5 240528	ATE Ø 54 - Halter
			→	☐		24.3401-1703.5 240351	ATE Ø 40 - Halter
			→	☐		24.3401-1704.5 240352	ATE Ø 40 - Halter
330 Cd 330 Ci	150 170	08/05→12/07 06/00→12/07	←	☐; → 09/06		24.3571-1733.5 240349	ATE Ø 57 - Halter
			←	☐; → 09/06		24.3571-1734.5 240350	ATE Ø 57 - Halter
			→	☐; → 09/06		24.3421-1705.5 240353	ATE Ø 42 - Halter
			→	☐; → 09/06		24.3421-1706.5 240354	ATE Ø 42 - Halter
M3 3.2	252	04/01→12/07	→	☐; → 09/06		24.3421-9953.5 240643	ATE Ø 42 - Halter
			→	☐; → 09/06		24.3421-9954.5 240644	ATE Ø 42 - Halter
<b>Halter, Bremssattel</b>							
318 Ci	100	12/00→08/06	←	09/01→	2	11.8170-0729.1 260107	ATE
318 Ci 318 Ci	105 110	09/01→12/07 02/05→12/07	←	→ 09/06	2	11.8170-0729.1 260107	ATE
320 Cd 320 Ci 320 Ci 325 Ci	110 120 125 141	02/05→12/07 01/06→12/07 09/00→12/07 09/00→12/07	←	→ 09/06	2	11.8170-0730.1 260108	ATE
323 Ci 323 Ci	120 125	04/00→09/00 04/00→09/00	←		2	11.8170-0730.1 260108	ATE
<b>Feder, Bremssattel</b>							
318 Ci	100	12/00→08/06		09/01→	2	11.8116-0206.1 390593	ATE
			→	09/01→	2	11.8116-0066.1 390577	ATE
318 Ci 318 Ci 320 Cd 320 Ci 320 Ci 325 Ci	105 110 110 120 125 141	09/01→12/07 02/05→12/07 02/05→12/07 01/06→12/07 09/00→12/07 09/00→12/07	→	→ 09/06	2	11.8116-0206.1 390593	ATE
			→	→ 09/06	2	11.8116-0066.1 390577	ATE
323 Ci 323 Ci	120 125	04/00→09/00 04/00→09/00	→		2	11.8116-0206.1 390593	ATE
			→		2	11.8116-0066.1 390577	ATE
330 Cd 330 Ci	150 170	08/05→12/07 06/00→12/07	→	→ 09/06	2	11.8116-0273.1 390515	ATE
			→	→ 09/06	2	11.8116-0296.1 390445	ATE
M3 3.2	252	04/01→12/07	→	→ 09/06	2	11.8116-0083.1 390501	ATE
			→	→ 09/06	2	11.8116-0296.1 390445	ATE
↓							
















	kw			 	! #		
<b>BMW - 3 Cabriolet (E46) 04/00→12/07</b>							
<b>Führungshülzensatz, Bremssattel</b>							
318 Ci	100	12/00→08/06	←	09/01→		11.0101-5402.2 260009	ATE
			→	09/01→		11.0101-5402.2 260009	ATE
318 Ci	105	09/01→12/07	←	→ 09/06		11.0101-5402.2 260009	ATE
318 Ci	110	02/05→12/07	→	→ 09/06		11.0101-5402.2 260009	ATE
320 Cd	110	02/05→12/07	→	→ 09/06		11.0101-5402.2 260009	ATE
320 Ci	120	01/06→12/07					
320 Ci	125	09/00→12/07					
325 Ci	141	09/00→12/07					
330 Cd	150	08/05→12/07					
330 Ci	170	06/00→12/07					
M3 3.2	252	04/01→12/07					
323 Ci	120	04/00→09/00	←			11.0101-5402.2 260009	ATE
323 Ci	125	04/00→09/00	→			11.0101-5402.2 260009	ATE
<b>Führungsbolzen, Bremssattel</b>							
318 Ci	100	12/00→08/06		09/01→		11.8171-0008.1 990049	ATE
			→	09/01→		11.8171-0008.1 990049	ATE
318 Ci	105	09/01→12/07		→ 09/06		11.8171-0008.1 990049	ATE
318 Ci	110	02/05→12/07	→	→ 09/06		11.8171-0008.1 990049	ATE
330 Cd	150	08/05→12/07	→	→ 09/06		11.8171-0008.1 990049	ATE
330 Ci	170	06/00→12/07					
M3 3.2	252	04/01→12/07					
320 Cd	110	02/05→12/07		→ 09/06		11.8171-0008.1 990049	ATE
320 Ci	120	01/06→12/07					
320 Ci	125	09/00→12/07					
325 Ci	141	09/00→12/07					
323 Ci	120	04/00→09/00				11.8171-0008.1 990049	ATE
323 Ci	125	04/00→09/00					
<b>Dichtungssatz, Bremssattel</b>							
318 Ci	100	12/00→08/06	←	09/01→		11.0441-5402.2 250028	ATE
			→	09/01→		11.0441-4002.2 250011	ATE
318 Ci	105	09/01→12/07	←	→ 09/06		11.0441-5402.2 250028	ATE
318 Ci	110	02/05→12/07	→	→ 09/06		11.0441-4002.2 250011	ATE
320 Cd	110	02/05→12/07	→	→ 09/06		11.0441-4002.2 250011	ATE
320 Ci	120	01/06→12/07					
320 Ci	125	09/00→12/07					
325 Ci	141	09/00→12/07					
323 Ci	120	04/00→09/00	←			11.0441-5402.2 250028	ATE
323 Ci	125	04/00→09/00	→			11.0441-4002.2 250011	ATE
M3 3.2	252	04/01→12/07	←	→ 09/06		11.0441-6003.2 250037	
<b>Bremsschlauch</b>							
318 Ci	100	12/00→08/06	←	09/01→	2	83.6152-0406.3 330789	L= 405
			→	09/01→	2	24.5169-0458.3 331429	L= 458
318 Ci	105	09/01→12/07	←	→ 09/06	2	83.6152-0406.3 330789	L= 405
318 Ci	110	02/05→12/07	→	→ 09/06	2	24.5169-0458.3 331429	L= 458
320 Cd	110	02/05→12/07	→	→ 09/06	2	24.5169-0458.3 331429	L= 458
320 Ci	120	01/06→12/07					
320 Ci	125	09/00→12/07					
325 Ci	141	09/00→12/07					
330 Cd	150	08/05→12/07					
330 Ci	170	06/00→12/07					
323 Ci	120	04/00→09/00	←		2	83.6152-0406.3 330789	L= 405
323 Ci	125	04/00→09/00	→		2	24.5169-0458.3 331429	L= 458
M3 3.2	252	04/01→12/07	→	→ 09/06	2	24.5169-0458.3 331429	L= 458
<b>BMW - 3 Cabriolet (E93) 05/06→12/13</b>							
<b>Bremssattel</b>							
318 i	105	03/10→12/13	←	☐		24.3541-9521.5 240723	ATE Ø 54 - Halter
			←	☐		24.3541-9522.5 240724	ATE Ø 54 - Halter
			→	☐		11.9421-9911.2 220825	ATE Ø 42 - Halter
			→	☐		11.9421-9912.2 220826	ATE Ø 42 - Halter
320 d	120	01/08→12/13	←	☐		11.9571-9753.2 220929	ATE Ø 57 - Halter
320 d	130	09/07→02/10	←	☐		11.9571-9754.2 220930	ATE Ø 57 - Halter
320 d	135	03/10→10/13	←	☐		11.9571-9754.2 220930	ATE Ø 57 - Halter
320 d	145	09/07→02/10	→	☐		11.9421-9911.2 220825	ATE Ø 42 - Halter
320 d	147	03/10→10/13	→	☐		11.9421-9911.2 220825	ATE Ø 42 - Halter
323 i	140	03/07→09/11	→	☐		11.9421-9912.2 220826	ATE Ø 42 - Halter
↓							








	kw			 	! #		
<b>BMW - 3 Cabriolet (E93) 05/06→12/13</b>							
<b>Bremssattel</b>							
320 i	115	01/07→08/13	←	☐; → 02/08		11.9571-9753.2 220929	ATE Ø 57 - Halter
320 i	120	09/06→10/13	←	☐; → 02/08		11.9571-9754.2 220930	ATE Ø 57 - Halter
320 i	125	09/06→10/13	←	☐; 03/08→		24.3541-9521.5 240723	ATE Ø 54 - Halter
			←	☐; 03/08→		24.3541-9522.5 240724	ATE Ø 54 - Halter
			→	☐		11.9421-9911.2 220825	ATE Ø 42 - Halter
			→	☐		11.9421-9912.2 220826	ATE Ø 42 - Halter
325 d	145	03/07→12/10	→	☐		24.3441-9957.5 240671	ATE Ø 44 - Halter
325 d	150	09/09→09/13	→	☐		24.3441-9958.5 240672	ATE Ø 44 - Halter
325 d	155	03/07→12/10	→	☐			
330 d	170	03/07→12/13					
330 d	180	01/09→12/13					
330 i	190	03/07→12/13					
330 i	200	03/07→12/13					
335 i	225	05/06→10/13					
335 i	240	05/06→10/13					
325 i	150	03/10→09/13	←	☐; Motorcode: N52N		11.9571-9753.2 220929	ATE Ø 57 - Halter
325 i	160	03/07→12/13	←	☐; Motorcode: N52N		11.9571-9754.2 220930	ATE Ø 57 - Halter
325 i	155	10/06→12/13	←	☐; Motorcode: N52N		11.9571-9754.2 220930	ATE Ø 57 - Halter
			→	☐		11.9421-9911.2 220825	ATE Ø 42 - Halter
			→	☐		11.9421-9912.2 220826	ATE Ø 42 - Halter
<b>Halter, Bremssattel</b>							
318 i	105	03/10→12/13	→			11.8170-0755.1 260119	ATE
320 d	120	01/08→12/13					
320 d	130	09/07→02/10					
320 d	135	03/10→10/13					
320 d	145	09/07→02/10					
320 d	147	03/10→10/13					
320 i	115	01/07→08/13					
320 i	120	09/06→10/13					
320 i	125	09/06→10/13					
323 i	140	03/07→09/11					
325 i	150	03/10→09/13					
325 i	160	03/07→12/13					
325 i	155	10/06→12/13					
<b>Feder, Bremssattel</b>							
318 i	105	03/10→12/13	←		2	11.8116-0137.1 390612	ATE
320 d	120	01/08→12/13	→		2	11.8116-0066.1 390577	ATE
320 d	130	09/07→02/10					
320 d	135	03/10→10/13					
320 d	145	09/07→02/10					
320 d	147	03/10→10/13					
323 i	140	03/07→09/11					
320 i	115	01/07→08/13	←	→ 02/08	2	11.8116-0137.1 390612	ATE
320 i	120	09/06→10/13	←	03/08→	2	11.8116-0137.1 390612	ATE
320 i	125	09/06→10/13	←	03/08→	2	11.8116-0137.1 390612	ATE
			→		2	11.8116-0066.1 390577	ATE
325 d	145	03/07→12/10	←		2	11.8116-0137.1 390612	ATE
325 d	155	03/07→12/10	→		2	11.8116-0296.1 390445	ATE
325 d	150	09/09→09/13		03/10→	2	11.8116-0137.1 390612	ATE
			→	03/10→	2	11.8116-0296.1 390445	ATE
325 i	150	03/10→09/13	←	Motorcode: N53/N52N	2	11.8116-0137.1 390612	ATE
325 i	155	10/06→12/13	→		2	11.8116-0066.1 390577	ATE
325 i	160	03/07→12/13	←	Motorcode: N52N/N53	2	11.8116-0137.1 390612	ATE
			←	Motorcode: N53/N52N	2	11.8116-0137.1 390612	ATE
			→		2	11.8116-0066.1 390577	ATE
330 d	170	03/07→12/13	←	09/09→	2	11.8116-0137.1 390612	ATE
330 d	180	01/09→12/13	←	→ 08/09	2	11.8116-0315.2 390447	ATE
			→		2	11.8116-0296.1 390445	ATE
330 i	190	03/07→12/13		09/09→; Motorcode: N53	2	11.8116-0137.1 390612	ATE
			←	Motorcode: N52N	2	11.8116-0137.1 390612	ATE
			←	→ 08/09; Motorcode: N53	2	11.8116-0315.2 390447	ATE
			→		2	11.8116-0296.1 390445	ATE
330 i	200	03/07→12/13		→ 08/09; Motorcode: N53	2	11.8116-0315.2 390447	ATE
			←	09/09→; Motorcode: N53	2	11.8116-0137.1 390612	ATE
↓							

















	kW			 	! #		
<b>BMW - 3 Cabriolet (E93) 05/06→12/13</b>							
<b>Feder, Bremssattel</b>							
330 i	200	03/07→12/13	←	09/09→	2	11.8116-0137.1 390612	ATE
			←	Motorcode: N52N	2	11.8116-0137.1 390612	ATE
			←	→ 08/09	2	11.8116-0315.2 390447	ATE
			→		2	11.8116-0296.1 390445	ATE
335 i	225	05/06→10/13	←		2	11.8116-0315.2 390447	ATE
335 i	240	05/06→10/13	←		2	11.8116-0315.2 390447	ATE
M3	309	03/07→10/13	→		2	11.8116-0296.1 390445	ATE
<b>Führungshülzensatz, Bremssattel</b>							
318 i	105	03/10→12/13	←			11.0101-5402.2 260009	ATE
320 d	120	01/08→12/13	←			11.0101-5402.2 260009	ATE
320 d	130	09/07→02/10	→			11.0101-5402.2 260009	ATE
320 d	135	03/10→10/13	←			11.0101-5402.2 260009	ATE
320 d	145	09/07→02/10	←			11.0101-5402.2 260009	ATE
320 d	147	03/10→10/13	←			11.0101-5402.2 260009	ATE
323 i	140	03/07→09/11	←			11.0101-5402.2 260009	ATE
325 d	145	03/07→12/10	←			11.0101-5402.2 260009	ATE
325 d	150	09/09→09/13	←			11.0101-5402.2 260009	ATE
325 d	155	03/07→12/10	←			11.0101-5402.2 260009	ATE
320 i	115	01/07→08/13	←	03/08→		11.0101-5402.2 260009	ATE
320 i	120	09/06→10/13	←	→ 02/08		11.0101-5402.2 260009	ATE
320 i	125	09/06→10/13	←			11.0101-5402.2 260009	ATE
			→			11.0101-5402.2 260009	ATE
325 i	150	03/10→09/13	←	Motorcode: N53/N52N		11.0101-5402.2 260009	ATE
325 i	160	03/07→12/13	←			11.0101-5402.2 260009	ATE
325 i	155	10/06→12/13	→			11.0101-5402.2 260009	ATE
330 d	170	03/07→12/13	←	09/09→		11.0101-5402.2 260009	ATE
330 d	180	01/09→12/13	←	→ 08/09		11.0101-6006.2 260098	ATE
			→			11.0101-5402.2 260009	ATE
330 i	190	03/07→12/13	←	09/09→; Motorcode: N53		11.0101-5402.2 260009	ATE
			←	Motorcode: N52N		11.0101-5402.2 260009	ATE
			←	→ 08/09; Motorcode: N53		11.0101-6006.2 260098	ATE
			→			11.0101-5402.2 260009	ATE
330 i	200	03/07→12/13	←	09/09→; Motorcode: N53		11.0101-5402.2 260009	ATE
			←	Motorcode: N52N		11.0101-5402.2 260009	ATE
			←	09/09→		11.0101-5402.2 260009	ATE
			←	→ 08/09		11.0101-6006.2 260098	ATE
			←	→ 08/09; Motorcode: N53		11.0101-6006.2 260098	ATE
			→			11.0101-5402.2 260009	ATE
335 i	225	05/06→10/13	←			11.0101-6006.2 260098	ATE
335 i	240	05/06→10/13	←			11.0101-6006.2 260098	ATE
M3	309	03/07→10/13	→			11.0101-5402.2 260009	ATE
<b>Führungsbolzen, Bremssattel</b>							
318 i	105	03/10→12/13	←			11.8171-0008.1 990049	ATE
320 d	120	01/08→12/13	←			11.8171-0008.1 990049	ATE
320 d	130	09/07→02/10	→			11.8171-0008.1 990049	ATE
320 d	135	03/10→10/13	←			11.8171-0008.1 990049	ATE
320 d	145	09/07→02/10	←			11.8171-0008.1 990049	ATE
320 d	147	03/10→10/13	←			11.8171-0008.1 990049	ATE
323 i	140	03/07→09/11	←			11.8171-0008.1 990049	ATE
325 d	145	03/07→12/10	←			11.8171-0008.1 990049	ATE
325 d	150	09/09→09/13	←			11.8171-0008.1 990049	ATE
325 d	155	03/07→12/10	←			11.8171-0008.1 990049	ATE
320 i	115	01/07→08/13	←	03/08→		11.8171-0008.1 990049	ATE
320 i	120	09/06→10/13	←	→ 02/08		11.8171-0008.1 990049	ATE
			→			11.8171-0008.1 990049	ATE
320 i	125	09/06→10/13	←	03/08→		11.8171-0008.1 990049	ATE
			←	→ 02/08		11.8171-0008.1 990049	ATE
			→	03/07→		11.8171-0008.1 990049	ATE
325 i	150	03/10→09/13	←	Motorcode: N53/N52N		11.8171-0008.1 990049	ATE
325 i	155	10/06→12/13	→			11.8171-0008.1 990049	ATE
325 i	160	03/07→12/13	←	Motorcode: N52N/N53		11.8171-0008.1 990049	ATE
			←	Motorcode: N53/N52N		11.8171-0008.1 990049	ATE
			→			11.8171-0008.1 990049	ATE
↓							



	kW			 	! #		
<b>BMW - 3 Cabriolet (E93) 05/06→12/13</b>							
<b>Führungsbolzen, Bremsattel</b>							
330 d	170	03/07→12/13	←	→ 08/09		11.8171-0008.1 990049	ATE
						11.8171-0067.1 250153	ATE
			←	09/09→		11.8171-0008.1 990049	ATE
			→			11.8171-0008.1 990049	ATE
330 d	180	01/09→12/13	←			11.8171-0008.1 990049	ATE
			←	→ 08/09		11.8171-0067.1 250153	ATE
			→			11.8171-0008.1 990049	ATE
330 i	190	03/07→12/13	←	Motorcode: N52N		11.8171-0008.1 990049	ATE
			←	Motorcode: N53		11.8171-0008.1 990049	ATE
			←	→ 08/09; Motorcode: N53		11.8171-0067.1 250153	ATE
			→			11.8171-0008.1 990049	ATE
330 i	200	03/07→12/13	←	Motorcode: N53/N52N		11.8171-0008.1 990049	ATE
			←	→ 08/09		11.8171-0008.1 990049	ATE
						11.8171-0067.1 250153	ATE
			←	09/09→		11.8171-0008.1 990049	ATE
			←	→ 08/09; Motorcode: N53		11.8171-0067.1 250153	ATE
			→			11.8171-0008.1 990049	ATE
335 i	225	05/06→10/13	←			11.8171-0008.1 990049	ATE
335 i	240	05/06→10/13				11.8171-0067.1 250153	ATE
M3	309	03/07→10/13	→			11.8171-0008.1 990049	ATE
<b>Dichtungssatz, Bremsattel</b>							
M3	309	03/07→10/13	←			11.0441-6008.2 250038	ATE für Kolben-Ø [mm]: 60
<b> Bremsschlauch</b>							
318 i	105	03/10→12/13	←		2	24.5174-0526.3 331365	L= 526
320 d	120	01/08→12/13					
320 d	130	09/07→02/10	→	am Bremsattel	2	24.5125-0230.3 331277	L= 230
320 d	135	03/10→10/13				24.5137-0221.3 331302	L= 221
320 d	145	09/07→02/10					
320 d	147	03/10→10/13	→		2	83.7850-0180.3 331054	L= 180
320 i	115	01/07→08/13					
320 i	120	09/06→10/13					
320 i	125	09/06→10/13					
323 i	140	03/07→09/11					
325 d	145	03/07→12/10					
325 d	150	09/09→09/13					
325 d	155	03/07→12/10					
325 i	150	03/10→09/13					
325 i	160	03/07→12/13					
325 i	155	10/06→12/13					
330 d	170	03/07→12/13					
330 d	180	01/09→12/13					
330 i	190	03/07→12/13					
330 i	200	03/07→12/13					
335 i	225	05/06→10/13					
335 i	240	05/06→10/13	←	03/07→	2	24.5174-0526.3 331365	L= 526
			→	am Bremsattel; 03/07→	2	24.5125-0230.3 331277	L= 230
						24.5137-0221.3 331302	L= 221
			→	03/07→	2	83.7850-0180.3 331054	L= 180
M3	309	03/07→10/13	←		2	83.7751-0502.3 331109	L= 502
			→	am Bremsattel	2	83.7752-0236.3 331118	L= 235
			→		2	83.7850-0180.3 331054	L= 180
<b>BMW - 3 Compact (E36) 03/94→05/01</b>							
<b> Bremsattel</b>							
316 g	75	03/94→08/00	←			24.3541-9667.5 240529	ATE Ø 54 - Halter
316 i	75	03/94→08/00					
316 i	77	12/98→08/00	←			24.3541-9668.5 240530	ATE Ø 54 - Halter
318 tds	66	03/94→05/01					
318 ti	103	11/94→08/95	←	 ; Motorcode: M42		24.3541-9667.5 240529	ATE Ø 54 - Halter
			←	 ; Motorcode: M42		24.3541-9668.5 240530	ATE Ø 54 - Halter
318 ti	103	07/95→08/00	←	 ; 05/98→; Motorcode: M44		11.9541-9588.2 220420	ATE Ø 54 - Halter
						24.3541-9588.5 240528	ATE Ø 54 - Halter
			←	 ; 05/98→; Motorcode: M44		24.3541-9587.5 240527	ATE Ø 54 - Halter
↓							








	kw			 	! #		
<b>BMW - 3 Compact (E36) 03/94→05/01</b>							
<b>Bremssattel</b>							
318 ti	103	07/95→08/00	←	☐; → 04/98; Motorcode: M44		24.3541-9667.5 240529	ATE Ø 54 - Halter
			←	☐; → 04/98; Motorcode: M44		24.3541-9668.5 240530	ATE Ø 54 - Halter
323 ti	120	01/99→08/00	←	☐		11.9541-9588.2 220420	ATE Ø 54 - Halter
323 ti	125	08/97→08/00	←	☐		24.3541-9588.5 240528	ATE Ø 54 - Halter
			←	☐		24.3541-9587.5 240527	ATE Ø 54 - Halter
<b>Halter, Bremssattel</b>							
316 g	75	03/94→08/00	←		2	11.0230-0444.1 260104	ATE
316 i	75	03/94→08/00					
316 i	77	12/98→08/00					
318 tds	66	03/94→05/01					
318 ti	103	11/94→08/95	←	Motorcode: M42	2	11.0230-0444.1 260104	ATE
318 ti	103	07/95→08/00	←	→ 04/98; Motorcode: M44	2	11.0230-0444.1 260104	ATE
			←	05/98→; Motorcode: M44	2	11.8170-0729.1 260107	ATE
323 ti	120	01/99→08/00	←		2	11.8170-0729.1 260107	ATE
323 ti	125	08/97→08/00					
<b>Feder, Bremssattel</b>							
316 g	75	03/94→08/00			2	11.8116-0109.1 390495	ATE
316 i	75	03/94→08/00				11.8116-0206.1 390593	ATE
316 i	77	12/98→08/00					
318 tds	66	03/94→05/01	→		2	11.8116-0066.1 390577	ATE
323 ti	120	01/99→08/00					
323 ti	125	08/97→08/00					
318 ti	103	11/94→08/95		Motorcode: M42	2	11.8116-0109.1 390495	ATE
						11.8116-0206.1 390593	ATE
			→		2	11.8116-0066.1 390577	ATE
318 ti	103	07/95→08/00		→ 04/98; Motorcode: M44	2	11.8116-0109.1 390495	ATE
						11.8116-0206.1 390593	ATE
				05/98→; Motorcode: M44	2	11.8116-0109.1 390495	ATE
						11.8116-0206.1 390593	ATE
			→		2	11.8116-0066.1 390577	ATE
<b>Führungshülzensatz, Bremssattel</b>							
316 g	75	03/94→08/00	←			11.0101-5402.2 260009	ATE
316 i	75	03/94→08/00					
316 i	77	12/98→08/00	→			11.0101-5402.2 260009	ATE
318 tds	66	03/94→05/01					
323 ti	120	01/99→08/00					
323 ti	125	08/97→08/00					
318 ti	103	11/94→08/95	←	Motorcode: M42		11.0101-5402.2 260009	ATE
			→			11.0101-5402.2 260009	ATE
318 ti	103	07/95→08/00	←	→ 04/98; Motorcode: M44		11.0101-5402.2 260009	ATE
			←	05/98→; Motorcode: M44		11.0101-5402.2 260009	ATE
			→			11.0101-5402.2 260009	ATE
<b>Führungsbolzen, Bremssattel</b>							
316 g	75	03/94→08/00				11.8171-0008.1 990049	ATE
316 i	75	03/94→08/00					
316 i	77	12/98→08/00					
318 tds	66	03/94→05/01					
323 ti	120	01/99→08/00					
323 ti	125	08/97→08/00					
318 ti	103	11/94→08/95		Motorcode: M42		11.8171-0008.1 990049	ATE
						11.8171-0008.1 990049	ATE
318 ti	103	07/95→08/00		→ 04/98; Motorcode: M44		11.8171-0008.1 990049	ATE
				05/98→; Motorcode: M44		11.8171-0008.1 990049	ATE
						11.8171-0008.1 990049	ATE
<b>Dichtungssatz, Bremssattel</b>							
316 g	75	03/94→08/00	←			11.0441-5402.2 250028	ATE
316 i	75	03/94→08/00					
316 i	77	12/98→08/00	→			11.0441-3401.2 250151	ATE
318 tds	66	03/94→05/01					
323 ti	120	01/99→08/00					
323 ti	125	08/97→08/00					
318 ti	103	11/94→08/95	←	Motorcode: M42		11.0441-5402.2 250028	ATE
			→			11.0441-3401.2 250151	ATE
↓							










	kW			 	! #		
<b>BMW - 3 Compact (E36) 03/94→05/01</b>							
<b>Dichtungssatz, Bremssattel</b>							
318 ti	103	07/95→08/00	←	→ 04/98; Motorcode: M44		11.0441-5402.2 250028	ATE
			←	05/98→; Motorcode: M44		11.0441-5402.2 250028	ATE
			→			11.0441-3401.2 250151	ATE
<b>Bremsschlauch</b>							
316 g	75	03/94→08/00	←		2	24.5103-0430.3 331408	L= 430
316 i	77	12/98→08/00	→	am Bremssattel	2	24.5170-0201.3 331450	L= 201
318 ti	103	11/94→08/95	→				
318 ti	103	07/95→08/00	→		2	24.5201-0204.3 331400	L= 204
323 ti	120	01/99→08/00					
323 ti	125	08/97→08/00					
316 i	75	03/94→08/00	←		2	24.5103-0430.3 331408	L= 430
318 tds	66	03/94→05/01	→	am Bremssattel; + ABS	2	24.5170-0201.3 331450	L= 201
			→		2	24.5201-0204.3 331400	L= 204
<b>BMW - 3 Compact (E46) 03/01→02/05</b>							
<b>Bremssattel</b>							
316 ti	77	06/02→02/05	←	☐		11.9541-9588.2 220420	ATE Ø 54 - Halter
316 ti	85	06/02→02/05	←	☐		24.3541-9588.5 240528	ATE Ø 54 - Halter
316 ti	85	06/01→02/05	←	☐		24.3541-9587.5 240527	ATE Ø 54 - Halter
			→	☐		24.3401-1705.5 240423	ATE Ø 40 - Halter
			→	☐		24.3401-1706.5 240424	ATE Ø 40 - Halter
318 td	85	03/03→02/05	←	☐		11.9541-9588.2 220420	ATE Ø 54 - Halter
320 td	110	09/01→02/05	←	☐		24.3541-9588.5 240528	ATE Ø 54 - Halter
325 ti	141	06/01→02/05	←	☐		24.3541-9587.5 240527	ATE Ø 54 - Halter
			→	☐		24.3401-1703.5 240351	ATE Ø 40 - Halter
			→	☐		24.3401-1704.5 240352	ATE Ø 40 - Halter
318 ti	100	03/01→12/04	←	☐; 09/01→		11.9541-9588.2 220420	ATE Ø 54 - Halter
318 ti	105	03/01→12/04	←	☐; 09/01→		24.3541-9588.5 240528	ATE Ø 54 - Halter
			→	☐; 09/01→		24.3401-1703.5 240351	ATE Ø 40 - Halter
			→	☐; 09/01→		24.3401-1704.5 240352	ATE Ø 40 - Halter
<b>Halter, Bremssattel</b>							
316 ti	77	06/02→02/05	←		2	11.8170-0729.1 260107	ATE
316 ti	85	06/02→02/05	←				
316 ti	85	06/01→02/05	←				
318 td	85	03/03→02/05	←				
318 ti	100	03/01→12/04	←	09/01→	2	11.8170-0729.1 260107	ATE
318 ti	105	03/01→12/04	←				
320 td	110	09/01→02/05	←		2	11.8170-0730.1 260108	ATE
325 ti	141	06/01→02/05	←				
<b>Feder, Bremssattel</b>							
316 ti	77	06/02→02/05	←		2	11.8116-0206.1 390593	ATE
316 ti	85	06/02→02/05	→		2	11.8116-0066.1 390577	ATE
316 ti	85	06/01→02/05	→				
318 td	85	03/03→02/05	→				
320 td	110	09/01→02/05	→				
325 ti	141	06/01→02/05	→				
318 ti	100	03/01→12/04	→	09/01→	2	11.8116-0206.1 390593	ATE
318 ti	105	03/01→12/04	→	09/01→	2	11.8116-0066.1 390577	ATE
<b>Führungshülzensatz, Bremssattel</b>							
316 ti	77	06/02→02/05	←			11.0101-5402.2 260009	ATE
316 ti	85	06/02→02/05	→			11.0101-5402.2 260009	ATE
316 ti	85	06/01→02/05	→				
318 td	85	03/03→02/05	→				
320 td	110	09/01→02/05	→				
325 ti	141	06/01→02/05	→				
318 ti	100	03/01→12/04	←	09/01→		11.0101-5402.2 260009	ATE
318 ti	105	03/01→12/04	→	09/01→		11.0101-5402.2 260009	ATE
<b>Führungsbolzen, Bremssattel</b>							
316 ti	77	06/02→02/05				11.8171-0008.1 990049	ATE
316 ti	85	06/02→02/05					
316 ti	85	06/01→02/05					
↓							

	kw			 	! #		
<b>BMW - 3 Compact (E46) 03/01→02/05</b>							
<b>Führungsbolzen, Bremsattel</b>							
318 td	85	03/03→02/05				11.8171-0008.1	990049 ATE
320 td	110	09/01→02/05					
325 ti	141	06/01→02/05					
318 ti	100	03/01→12/04		09/01→		11.8171-0008.1	990049 ATE
318 ti	105	03/01→12/04					
<b>Dichtungssatz, Bremsattel</b>							
316 ti	77	06/02→02/05	←			11.0441-5402.2	250028 ATE
316 ti	85	06/02→02/05					
316 ti	85	06/01→02/05	→			11.0441-4002.2	250011 ATE
318 td	85	03/03→02/05					
320 td	110	09/01→02/05					
325 ti	141	06/01→02/05					
318 ti	100	03/01→12/04	←	09/01→		11.0441-5402.2	250028 ATE
318 ti	105	03/01→12/04	→	09/01→		11.0441-4002.2	250011 ATE
<b>Bremsschlauch</b>							
316 ti	77	06/02→02/05	←		2	83.6152-0406.3	330789 L= 405
316 ti	85	06/02→02/05					
316 ti	85	06/01→02/05	→		2	24.5169-0458.3	331429 L= 458
318 td	85	03/03→02/05					
320 td	110	09/01→02/05					
325 ti	141	06/01→02/05					
318 ti	100	03/01→12/04	←	09/01→	2	83.6152-0406.3	330789 L= 405
318 ti	105	03/01→12/04	→	09/01→	2	24.5169-0458.3	331429 L= 458
<b>BMW - 3 Coupe (E36) 09/91→04/99</b>							
<b>Bremssattel</b>							
316 i	75	09/93→04/99	←	☐		24.3541-9667.5	240529 ATE Ø 54 - Halter
			←	☐		24.3541-9668.5	240530 ATE Ø 54 - Halter
			→	☐		24.3361-8503.5	240513 ATE Ø 36 - Halter
			→	☐		24.3361-8504.5	240514 ATE Ø 36 - Halter
318 is	103	03/92→10/95	←	☐		11.9541-9588.2	220420 ATE Ø 54 - Halter
318 is	103	09/95→04/99				24.3541-9588.5	240528 ATE Ø 54 - Halter
325 i	141	09/91→04/99	←	☐		24.3541-9587.5	240527 ATE Ø 54 - Halter
			→	☐		24.3361-8503.5	240513 ATE Ø 36 - Halter
			→	☐		24.3361-8504.5	240514 ATE Ø 36 - Halter
320 i	110	03/92→04/99	←	☐		11.9541-9588.2	220420 ATE Ø 54 - Halter
			←	☐		24.3541-9587.5	240527 ATE Ø 54 - Halter
			→	☐; Motorcode: M52		24.3361-8503.5	240513 ATE Ø 36 - Halter
			→	☐; Motorcode: M52		24.3361-8504.5	240514 ATE Ø 36 - Halter
323 i	125	03/95→04/99	←	☐		11.9541-9588.2	220420 ATE Ø 54 - Halter
328 i	142	01/95→04/99	←	☐		24.3541-9588.5	240528 ATE Ø 54 - Halter
			←	☐		24.3541-9587.5	240527 ATE Ø 54 - Halter
			→	☐		11.9381-9959.2	220433 ATE Ø 38 - Halter
			→	☐		11.9381-9960.2	220434 ATE Ø 38 - Halter
M3 3.0	210	10/92→01/95	←	☐		11.3601-8515.2	220323 ATE Ø 60 - Halter
M3 3.0	217	01/95→10/95	←	☐		11.3601-8516.2	220324 ATE Ø 60 - Halter
M3 3.2	236	10/95→04/99	←	☐			
<b>Halter, Bremsattel</b>							
316 i	75	09/93→04/99	←		2	11.0230-0444.1	260104 ATE
318 is	103	03/92→10/95	←		2	11.8170-0729.1	260107 ATE
318 is	103	09/95→04/99					
320 i	110	03/92→04/99					
323 i	125	03/95→04/99					
325 i	141	09/91→04/99					
328 i	142	01/95→04/99					
<b>Feder, Bremsattel</b>							
316 i	75	09/93→04/99			2	11.8116-0109.1	390495 ATE
318 is	103	03/92→10/95				11.8116-0206.1	390593 ATE
318 is	103	09/95→04/99					
323 i	125	03/95→04/99	→		2	11.8116-0066.1	390577 ATE
325 i	141	09/91→04/99					
328 i	142	01/95→04/99					
320 i	110	03/92→04/99			2	11.8116-0109.1	390495 ATE




























	kw			 	! #		
<b>BMW - 3 Coupe (E36) 09/91 → 04/99</b>							
<b>Feder, Bremssattel</b>							
320 i	110	03/92 → 04/99				11.8116-0206.1 390593	ATE
			➔	Motorcode: M50	2	11.8116-0066.1 390577	ATE
			➔	Motorcode: M52	2	11.8116-0066.1 390577	ATE
M3 3.0	210	10/92 → 01/95			2	11.8116-0083.1 390501	ATE
M3 3.0	217	01/95 → 10/95	➔				
M3 3.2	236	10/95 → 04/99			2	11.8116-0066.1 390577	ATE
<b>Führungshülzensatz, Bremssattel</b>							
316 i	75	09/93 → 04/99	←			11.0101-5402.2 260009	ATE
318 is	103	03/92 → 10/95					
318 is	103	09/95 → 04/99	➔			11.0101-5402.2 260009	ATE
323 i	125	03/95 → 04/99					
325 i	141	09/91 → 04/99					
328 i	142	01/95 → 04/99					
M3 3.0	210	10/92 → 01/95					
M3 3.0	217	01/95 → 10/95					
M3 3.2	236	10/95 → 04/99					
320 i	110	03/92 → 04/99	←			11.0101-5402.2 260009	ATE
			➔	Motorcode: M52		11.0101-5402.2 260009	ATE
			➔	Motorcode: M50		11.0101-5402.2 260009	ATE
<b>Führungsbolzen, Bremssattel</b>							
316 i	75	09/93 → 04/99				11.8171-0008.1 990049	ATE
318 is	103	03/92 → 10/95					
318 is	103	09/95 → 04/99					
323 i	125	03/95 → 04/99					
325 i	141	09/91 → 04/99					
328 i	142	01/95 → 04/99					
M3 3.0	210	10/92 → 01/95					
M3 3.0	217	01/95 → 10/95					
M3 3.2	236	10/95 → 04/99					
320 i	110	03/92 → 04/99		Motorcode: M50		11.8171-0008.1 990049	ATE
				Motorcode: M52		11.8171-0008.1 990049	ATE
						11.8171-0008.1 990049	ATE
<b>Dichtungssatz, Bremssattel</b>							
316 i	75	09/93 → 04/99	←			11.0441-5402.2 250028	ATE
318 is	103	03/92 → 10/95					
318 is	103	09/95 → 04/99	➔			11.0441-3602.2 250008	ATE
325 i	141	09/91 → 04/99					
320 i	110	03/92 → 04/99	←			11.0441-5402.2 250028	ATE
			➔	Motorcode: M52		11.0441-3602.2 250008	ATE
			➔	Motorcode: M50		11.0441-3602.2 250008	ATE
323 i	125	03/95 → 04/99	←			11.0441-5402.2 250028	ATE
328 i	142	01/95 → 04/99	➔			11.0441-3803.2 250010	ATE
M3 3.0	210	10/92 → 01/95	←			11.0441-6003.2 250037	
M3 3.0	217	01/95 → 10/95					
M3 3.2	236	10/95 → 04/99	➔			11.0441-4002.2 250011	ATE
<b>Bremsschlauch</b>							
316 i	75	09/93 → 04/99	←		2	24.5103-0430.3 331408	L= 430
			➔	für Fahrzeuge mit Trommelbremse an der Hinterachse; + ASR	2	24.5169-0458.3 331429	L= 458
			➔	am Bremssattel	2	24.5170-0201.3 331450	L= 201
			➔	für Fahrzeuge mit Trommelbremse an der Hinterachse	2	24.5202-0204.3 331402	L= 204
			➔		2	24.5202-0204.3 331402	L= 204
318 is	103	03/92 → 10/95	←		2	24.5103-0430.3 331408	L= 430
318 is	103	09/95 → 04/99					
320 i	110	03/92 → 04/99	➔	+ ASR	2	24.5169-0458.3 331429	L= 458
323 i	125	03/95 → 04/99	➔	am Bremssattel	2	24.5170-0201.3 331450	L= 201
328 i	142	01/95 → 04/99	➔		2	24.5202-0204.3 331402	L= 204
325 i	141	09/91 → 04/99		+ ASC; für Linkslenker	1	83.6204-0143.3 330304	L= 145
			←		2	24.5103-0430.3 331408	L= 430
			➔	+ ASR	2	24.5169-0458.3 331429	L= 458
			➔	am Bremssattel	2	24.5170-0201.3 331450	L= 201
			➔		2	24.5202-0204.3 331402	L= 204
M3 3.0	210	10/92 → 01/95	←		2	83.6150-0451.3 330283	L= 450
↓							

	kw			 	! #		
<b>BMW - 3 Coupe (E36) 09/91→04/99</b>							
 <b>Bremsschlauch</b>							
M3 3.0 M3 3.2	217 236	01/95→10/95 10/95→04/99	→		2	24.5169-0458.3 331429 24.5202-0204.3 331402	L= 458 L= 204
			→	am Bremssattel	2	83.6124-0218.3 330455	L= 215
<b>BMW - 3 Coupe (E46) 02/99→12/06</b>							
 <b>Bremssattel</b>							
316 Ci 316 Ci 318 Ci 318 Ci	77 85 85 87	04/00→07/06 06/02→07/06 11/99→09/01 11/99→09/01	←	<input type="checkbox"/>		11.9541-9588.2 220420 24.3541-9588.5 240528 24.3541-9587.5 240527	ATE Ø 54 - Halter ATE Ø 54 - Halter ATE Ø 54 - Halter
			→	<input type="checkbox"/>		24.3401-1705.5 240423	ATE Ø 40 - Halter
			→	<input type="checkbox"/>		24.3401-1706.5 240424	ATE Ø 40 - Halter
318 Ci 318 Ci	100 105	12/00→05/06 12/00→05/06	←	<input type="checkbox"/> ; 09/01→		11.9541-9588.2 220420 24.3541-9588.5 240528	ATE Ø 54 - Halter ATE Ø 54 - Halter
			←	<input type="checkbox"/> ; 09/01→		24.3541-9587.5 240527	ATE Ø 54 - Halter
			→	<input type="checkbox"/> ; 09/01→		24.3401-1703.5 240351	ATE Ø 40 - Halter
			→	<input type="checkbox"/> ; 09/01→		24.3401-1704.5 240352	ATE Ø 40 - Halter
318 Ci 320 Cd 323 Ci 323 Ci 325 Ci 328 Ci	110 110 120 125 141 142	03/05→07/06 11/03→07/06 04/99→09/00 04/99→09/00 09/00→07/06 04/99→06/00	←	<input type="checkbox"/>		11.9541-9588.2 220420 24.3541-9588.5 240528 24.3541-9587.5 240527	ATE Ø 54 - Halter ATE Ø 54 - Halter ATE Ø 54 - Halter
			→	<input type="checkbox"/>		24.3401-1703.5 240351	ATE Ø 40 - Halter
			→	<input type="checkbox"/>		24.3401-1704.5 240352	ATE Ø 40 - Halter
320 Ci	110	02/99→08/01	←	<input type="checkbox"/> ; 08/99→ 09/00		11.9541-9588.2 220420 24.3541-9588.5 240528	ATE Ø 54 - Halter ATE Ø 54 - Halter
			←	<input type="checkbox"/> ; 08/99→ 09/00		24.3541-9587.5 240527	ATE Ø 54 - Halter
			→	<input type="checkbox"/> ; 08/99→ 09/00		24.3401-1703.5 240351	ATE Ø 40 - Halter
			→	<input type="checkbox"/> ; 08/99→ 09/00		24.3401-1704.5 240352	ATE Ø 40 - Halter
320 Ci 320 Ci	120 125	01/00→05/06 01/00→05/06	←	<input type="checkbox"/> ; 09/00→		11.9541-9588.2 220420 24.3541-9588.5 240528	ATE Ø 54 - Halter ATE Ø 54 - Halter
			←	<input type="checkbox"/> ; 09/00→		24.3541-9587.5 240527	ATE Ø 54 - Halter
			→	<input type="checkbox"/> ; 09/00→		24.3401-1703.5 240351	ATE Ø 40 - Halter
			→	<input type="checkbox"/> ; 09/00→		24.3401-1704.5 240352	ATE Ø 40 - Halter
330 Cd 330 Ci 330 xi	150 170 170	03/03→07/06 06/00→07/06 06/00→07/06	←	<input type="checkbox"/>		24.3571-1733.5 240349 24.3571-1734.5 240350	ATE Ø 57 - Halter ATE Ø 57 - Halter
			→	<input type="checkbox"/>		24.3421-1705.5 240353	ATE Ø 42 - Halter
			→	<input type="checkbox"/>		24.3421-1706.5 240354	ATE Ø 42 - Halter
M3	252	06/00→07/06	→	<input type="checkbox"/> ; - Competition Paket		24.3421-9953.5 240643	ATE Ø 42 - Halter
			→	<input type="checkbox"/> ; - Competition Paket		24.3421-9954.5 240644	ATE Ø 42 - Halter
<b>Halter, Bremssattel</b>							
316 Ci 316 Ci 318 Ci 318 Ci 318 Ci 323 Ci 323 Ci	77 85 85 87 110 120 125	04/00→07/06 06/02→07/06 11/99→09/01 11/99→09/01 03/05→07/06 04/99→09/00 04/99→09/00	←		2	11.8170-0729.1 260107	ATE
318 Ci 318 Ci	100 105	12/00→05/06 12/00→05/06	←	09/01→	2	11.8170-0729.1 260107	ATE
320 Cd 325 Ci 328 Ci	110 141 142	11/03→07/06 09/00→07/06 04/99→06/00	←		2	11.8170-0730.1 260108	ATE
320 Ci	110	02/99→08/01	←	08/99→ 09/00	2	11.8170-0729.1 260107	ATE
320 Ci 320 Ci	120 125	01/00→05/06 01/00→05/06	←	09/00→	2	11.8170-0729.1 260107	ATE
<b>Feder, Bremssattel</b>							
316 Ci 316 Ci 318 Ci 318 Ci 318 Ci 320 Cd 323 Ci 323 Ci	77 85 85 87 110 110 120 125	04/00→07/06 06/02→07/06 11/99→09/01 11/99→09/01 03/05→07/06 11/03→07/06 04/99→09/00 04/99→09/00	→		2	11.8116-0206.1 390593 11.8116-0066.1 390577	ATE ATE

















	kw			 	! #		
<b>BMW - 3 Coupe (E46) 02/99→12/06</b>							
<b>Feder, Bremssattel</b>							
325 Ci	141	09/00→07/06			2	11.8116-0206.1 390593	ATE
328 Ci	142	04/99→06/00	➔		2	11.8116-0066.1 390577	ATE
318 Ci	100	12/00→05/06		09/01→	2	11.8116-0206.1 390593	ATE
318 Ci	105	12/00→05/06	➔	09/01→	2	11.8116-0066.1 390577	ATE
320 Ci	110	02/99→08/01		08/99→ 09/00	2	11.8116-0206.1 390593	ATE
			➔	08/99→ 09/00	2	11.8116-0066.1 390577	ATE
320 Ci	120	01/00→05/06		09/00→	2	11.8116-0206.1 390593	ATE
320 Ci	125	01/00→05/06	➔	09/00→	2	11.8116-0066.1 390577	ATE
330 Cd	150	03/03→07/06			2	11.8116-0273.1 390515	ATE
330 Ci	170	06/00→07/06	➔		2	11.8116-0296.1 390445	ATE
330 xi	170	06/00→07/06					
M3	252	06/00→07/06			2	11.8116-0083.1 390501	ATE
M3	265	06/03→07/06	➔		2	11.8116-0296.1 390445	ATE
<b>Führungshülzensatz, Bremssattel</b>							
316 Ci	77	04/00→07/06	←			11.0101-5402.2 260009	ATE
316 Ci	85	06/02→07/06	➔				
318 Ci	85	11/99→09/01				11.0101-5402.2 260009	ATE
318 Ci	87	11/99→09/01					
318 Ci	110	03/05→07/06					
320 Cd	110	11/03→07/06					
323 Ci	120	04/99→09/00					
323 Ci	125	04/99→09/00					
325 Ci	141	09/00→07/06					
328 Ci	142	04/99→06/00					
330 Cd	150	03/03→07/06					
330 Ci	170	06/00→07/06					
330 xi	170	06/00→07/06					
M3	252	06/00→07/06					
M3	265	06/03→07/06					
318 Ci	100	12/00→05/06	←	09/01→		11.0101-5402.2 260009	ATE
318 Ci	105	12/00→05/06	➔	09/01→		11.0101-5402.2 260009	ATE
320 Ci	110	02/99→08/01	←	08/99→ 09/00		11.0101-5402.2 260009	ATE
			➔	08/99→ 09/00		11.0101-5402.2 260009	ATE
320 Ci	120	01/00→05/06	←	09/00→		11.0101-5402.2 260009	ATE
320 Ci	125	01/00→05/06	➔	09/00→		11.0101-5402.2 260009	ATE
<b>Führungsbolzen, Bremssattel</b>							
316 Ci	77	04/00→07/06				11.8171-0008.1 990049	ATE
316 Ci	85	06/02→07/06					
318 Ci	85	11/99→09/01					
318 Ci	87	11/99→09/01					
318 Ci	110	03/05→07/06					
320 Cd	110	11/03→07/06					
323 Ci	120	04/99→09/00					
323 Ci	125	04/99→09/00					
325 Ci	141	09/00→07/06					
328 Ci	142	04/99→06/00					
318 Ci	100	12/00→05/06		09/01→		11.8171-0008.1 990049	ATE
318 Ci	105	12/00→05/06					
320 Ci	110	02/99→08/01		08/99→ 09/00		11.8171-0008.1 990049	ATE
320 Ci	120	01/00→05/06		09/00→		11.8171-0008.1 990049	ATE
320 Ci	125	01/00→05/06					
330 Cd	150	03/03→07/06	➔			11.8171-0008.1 990049	ATE
330 Ci	170	06/00→07/06					
330 xi	170	06/00→07/06					
M3	252	06/00→07/06					
M3	265	06/03→07/06					
<b>Dichtungssatz, Bremssattel</b>							
316 Ci	77	04/00→07/06	←			11.0441-5402.2 250028	ATE
316 Ci	85	06/02→07/06	➔				
318 Ci	85	11/99→09/01				11.0441-4002.2 250011	ATE
318 Ci	87	11/99→09/01					
318 Ci	110	03/05→07/06					
320 Cd	110	11/03→07/06					
323 Ci	120	04/99→09/00					
323 Ci	125	04/99→09/00					
325 Ci	141	09/00→07/06					
328 Ci	142	04/99→06/00					
318 Ci	100	12/00→05/06	←	09/01→		11.0441-5402.2 250028	ATE
318 Ci	105	12/00→05/06	➔	09/01→		11.0441-4002.2 250011	ATE
↓							








	kW			 	! #		
<b>BMW - 3 Coupe (E46) 02/99→12/06</b>							
<b>Dichtungssatz, Bremssattel</b>							
320 Ci	110	02/99→08/01	←	08/99→ 09/00		11.0441-5402.2 250028	ATE
			→	08/99→ 09/00		11.0441-4002.2 250011	ATE
320 Ci	120	01/00→05/06	←	09/00→		11.0441-5402.2 250028	ATE
320 Ci	125	01/00→05/06	→	09/00→		11.0441-4002.2 250011	ATE
M3	252	06/00→07/06	←			11.0441-6003.2 250037	
M3	265	06/03→07/06					
<b> Bremsschlauch</b>							
316 Ci	77	04/00→07/06	←		2	83.6152-0406.3 330789	L= 405
316 Ci	85	06/02→07/06	→		2	24.5169-0458.3 331429	L= 458
318 Ci	85	11/99→09/01					
318 Ci	87	11/99→09/01					
318 Ci	110	03/05→07/06					
320 Cd	110	11/03→07/06					
323 Ci	120	04/99→09/00					
323 Ci	125	04/99→09/00					
325 Ci	141	09/00→07/06					
328 Ci	142	04/99→06/00					
330 Cd	150	03/03→07/06					
330 Ci	170	06/00→07/06					
330 xi	170	06/00→07/06					
318 Ci	100	12/00→05/06	←	09/01→	2	83.6152-0406.3 330789	L= 405
318 Ci	105	12/00→05/06	→	09/01→	2	24.5169-0458.3 331429	L= 458
320 Ci	110	02/99→08/01	←	08/99→ 09/00	2	83.6152-0406.3 330789	L= 405
			→	08/99→ 09/00	2	24.5169-0458.3 331429	L= 458
320 Ci	120	01/00→05/06	←	09/00→	2	83.6152-0406.3 330789	L= 405
320 Ci	125	01/00→05/06	→	09/00→	2	24.5169-0458.3 331429	L= 458
M3	252	06/00→07/06	→		2	24.5169-0458.3 331429	L= 458
M3	265	06/03→07/06					
<b>BMW - 3 Coupe (E92) 01/05→12/13</b>							
<b> Bremssattel</b>							
316 i	90	09/07→12/13	←	☐		24.3541-9521.5 240723	ATE Ø 54 - Halter
			←	☐		24.3541-9522.5 240724	ATE Ø 54 - Halter
			→	☐		24.3401-1707.5 240912	TRW Ø 40 - Halter
			→	☐		24.3401-1708.5 240913	TRW Ø 40 - Halter
318 i	105	03/10→12/13	←	☐		24.3541-9521.5 240723	ATE Ø 54 - Halter
320 i	115	06/07→12/13	←	☐		24.3541-9522.5 240724	ATE Ø 54 - Halter
320 i	120	01/07→12/13	←	☐		24.3541-9522.5 240724	ATE Ø 54 - Halter
320 i	125	03/07→12/13	→	☐		11.9421-9911.2 220825	ATE Ø 42 - Halter
			→	☐		11.9421-9912.2 220826	ATE Ø 42 - Halter
320 d	120	03/07→06/13	←	☐		11.9571-9753.2 220929	ATE Ø 57 - Halter
320 d	135	03/10→06/13	←	☐		11.9571-9754.2 220930	ATE Ø 57 - Halter
320 d	145	09/06→02/10	←	☐		11.9571-9754.2 220930	ATE Ø 57 - Halter
320 d	147	03/10→06/13	→	☐		11.9421-9911.2 220825	ATE Ø 42 - Halter
320 d xDrive	120	03/10→06/13	→	☐		11.9421-9911.2 220825	ATE Ø 42 - Halter
320 d xDrive	130	09/09→02/10	→	☐		11.9421-9912.2 220826	ATE Ø 42 - Halter
320 d xDrive	135	03/10→06/13					
320 d xDrive	145	09/09→02/10					
320 d xDrive	147	03/10→06/13					
320 xd	120	03/08→02/10					
320 xd	130	03/08→02/10					
320 xd	145	03/08→02/10					
323 i	140	04/06→02/12					
325 i xDrive	155	03/10→04/13					
328 i xDrive	172	09/09→06/13					
320 d	130	09/06→02/10	←	☐; 03/07→		11.9571-9753.2 220929	ATE Ø 57 - Halter
			←	☐; 03/07→		11.9571-9754.2 220930	ATE Ø 57 - Halter
			→	☐; 03/07→		11.9421-9911.2 220825	ATE Ø 42 - Halter
			→	☐; 03/07→		11.9421-9912.2 220826	ATE Ø 42 - Halter
325 d	145	02/07→02/10	→	☐; 03/07→		24.3441-9957.5 240671	ATE Ø 44 - Halter
			→	☐; 03/07→		24.3441-9958.5 240672	ATE Ø 44 - Halter
325 d	150	09/09→12/13	→	☐		24.3441-9957.5 240671	ATE Ø 44 - Halter
325 d	155	02/07→02/10	→	☐		24.3441-9957.5 240671	ATE Ø 44 - Halter
330 d	170	03/06→08/08	→	☐		24.3441-9958.5 240672	ATE Ø 44 - Halter
330 d	180	01/09→12/13					
330 d xDrive	180	02/10→06/13					
330 i	190	09/06→02/10					
330 i	200	09/06→08/12					








	kW			 	! #		
<b>BMW - 3 Coupe (E92) 01/05→12/13</b>							
<b>Bremssattel</b>							
330 i	200	03/07→06/13	➔	☐		24.3441-9957.5 240671	ATE Ø 44 - Halter
330 i xDrive	200	03/10→06/13	➔	☐			
330 xd	170	03/06→08/08	➔	☐		24.3441-9958.5 240672	ATE Ø 44 - Halter
330 xd	180	03/08→02/10					
330 xi	200	09/06→08/07					
330 xi	200	03/07→02/10					
335 i	225	11/05→06/13					
335 i	240	11/05→06/13					
335 i xDrive	224	01/09→06/13					
335 i xDrive	225	11/08→12/13					
335 i xDrive	240	11/08→06/13					
335 xi	225	03/07→02/10					
335 xi	240	03/07→02/10					
325 i	155	03/10→06/13	➔	☐; Motorcode: N52N		11.9571-9753.2 220929	ATE Ø 57 - Halter
325 i xDrive	150	03/10→04/13	➔	☐; Motorcode: N52N		11.9571-9754.2 220930	ATE Ø 57 - Halter
325 i xDrive	160	09/08→12/13	➔	☐			
325 xi	160	09/07→02/10	➔	☐		11.9421-9911.2 220825	ATE Ø 42 - Halter
			➔	☐		11.9421-9912.2 220826	ATE Ø 42 - Halter
325 i	160	11/05→02/10	➔	☐; 09/07→; Motorcode: N52N		11.9571-9753.2 220929	ATE Ø 57 - Halter
325 i	160	03/07→06/13	➔	☐; 09/07→; Motorcode: N52N		11.9571-9754.2 220930	ATE Ø 57 - Halter
			➔	☐		11.9421-9911.2 220825	ATE Ø 42 - Halter
			➔	☐		11.9421-9912.2 220826	ATE Ø 42 - Halter
325 xi	160	09/06→02/10	➔	☐; 09/07→		11.9571-9753.2 220929	ATE Ø 57 - Halter
			➔	☐; 09/07→		11.9571-9754.2 220930	ATE Ø 57 - Halter
			➔	☐		11.9421-9911.2 220825	ATE Ø 42 - Halter
			➔	☐		11.9421-9912.2 220826	ATE Ø 42 - Halter
328 i	172	06/07→12/13	➔	☐; → 06/13		11.9571-9753.2 220929	ATE Ø 57 - Halter
			➔	☐; → 06/13		11.9571-9754.2 220930	ATE Ø 57 - Halter
			➔	☐; → 06/13		11.9421-9911.2 220825	ATE Ø 42 - Halter
			➔	☐; → 06/13		11.9421-9912.2 220826	ATE Ø 42 - Halter
335 d	210	03/06→03/13	➔	☐; 09/06→		24.3441-9957.5 240671	ATE Ø 44 - Halter
			➔	☐; 09/06→		24.3441-9958.5 240672	ATE Ø 44 - Halter
<b>Halter, Bremssattel</b>							
318 i	105	03/10→12/13	➔			11.8170-0755.1 260119	ATE
320 d	120	03/07→06/13					
320 d	135	03/10→06/13					
320 d	145	09/06→02/10					
320 d	147	03/10→06/13					
320 d xDrive	120	03/10→06/13					
320 d xDrive	130	09/09→02/10					
320 d xDrive	135	03/10→06/13					
320 d xDrive	145	09/09→02/10					
320 d xDrive	147	03/10→06/13					
320 i	115	06/07→12/13					
320 i	120	01/07→12/13					
320 i	125	03/07→12/13					
320 xd	120	03/08→02/10					
320 xd	130	03/08→02/10					
320 xd	145	03/08→02/10					
323 i	140	04/06→02/12					
325 i	155	03/10→06/13					
325 i	160	11/05→02/10					
325 i	160	03/07→06/13					
325 i xDrive	150	03/10→04/13					
325 i xDrive	160	09/08→12/13					
325 xi	160	09/06→02/10					
325 xi	160	09/07→02/10					
328 i xDrive	172	09/09→06/13					
320 d	130	09/06→02/10	➔	03/07→		11.8170-0755.1 260119	ATE
325 i xDrive	155	03/10→04/13	➔		2	11.8170-0755.1 260119	ATE
328 i	172	06/07→12/13	➔	→ 06/13		11.8170-0755.1 260119	ATE
<b>Feder, Bremssattel</b>							
316 i	90	09/07→12/13	➔		2	11.8116-0137.1 390612	ATE
318 i	105	03/10→12/13	➔		2	11.8116-0137.1 390612	ATE
320 d	120	03/07→06/13	➔		2	11.8116-0066.1 390577	ATE
320 d	135	03/10→06/13					
320 d	145	09/06→02/10					
320 d	147	03/10→06/13					
320 d xDrive	120	03/10→06/13					
↓							












	kW			 	! #		
<b>BMW - 3 Coupe (E92) 01/05→12/13</b>							
<b>Feder, Bremssattel</b>							
320 d xDrive	130	09/09→02/10	←		2	11.8116-0137.1 390612	ATE
320 d xDrive	135	03/10→06/13					
320 d xDrive	145	09/09→02/10	→		2	11.8116-0066.1 390577	ATE
320 d xDrive	147	03/10→06/13					
320 i	115	06/07→12/13					
320 i	125	03/07→12/13					
320 xd	120	03/08→02/10					
320 xd	130	03/08→02/10					
320 xd	145	03/08→02/10					
323 i	140	04/06→02/12					
325 i	160	11/05→02/10					
325 i	160	03/07→06/13					
325 i xDrive	155	03/10→04/13					
325 i xDrive	160	09/08→12/13					
325 xi	160	09/07→02/10					
320 d	130	09/06→02/10		03/07→	2	11.8116-0137.1 390612	ATE
			→	03/07→	2	11.8116-0066.1 390577	ATE
320 i	120	01/07→12/13			2	11.8116-0137.1 390612	ATE
325 xi	160	09/06→02/10					
328 i xDrive	172	09/09→06/13	→		2	11.8116-0066.1 390577	ATE
325 d	145	02/07→02/10		03/07→	2	11.8116-0137.1 390612	ATE
			→	03/07→	2	11.8116-0296.1 390445	ATE
325 d	150	09/09→12/13	←		2	11.8116-0137.1 390612	ATE
325 d	155	02/07→02/10					
330 i xDrive	200	03/10→06/13	→		2	11.8116-0296.1 390445	ATE
330 xi	200	09/06→08/07					
330 xi	200	03/07→02/10					
325 i	155	03/10→06/13		Motorcode: N53	2	11.8116-0137.1 390612	ATE
				Motorcode: N52N	2	11.8116-0137.1 390612	ATE
			←	Motorcode: N53	2	11.8116-0137.1 390612	ATE
			←	Motorcode: N52N	2	11.8116-0137.1 390612	ATE
			→		2	11.8116-0066.1 390577	ATE
325 i xDrive	150	03/10→04/13	←	Motorcode: N53	2	11.8116-0137.1 390612	ATE
			←	Motorcode: N52N	2	11.8116-0137.1 390612	ATE
			→		2	11.8116-0066.1 390577	ATE
328 i	172	06/07→12/13		→ 06/13	2	11.8116-0137.1 390612	ATE
			→	→ 06/13	2	11.8116-0066.1 390577	ATE
330 d	170	03/06→08/08	←		2	11.8116-0137.1 390612	ATE
			←	Motorcode: M57	2	11.8116-0315.2 390447	ATE
			→		2	11.8116-0296.1 390445	ATE
330 d	180	01/09→12/13		09/09→	2	11.8116-0137.1 390612	ATE
330 xd	180	03/08→02/10		→ 08/09	2	11.8116-0315.2 390447	ATE
			→		2	11.8116-0296.1 390445	ATE
330 d xDrive	180	02/10→06/13		nicht für erhöhte Nutzlast	2	11.8116-0137.1 390612	ATE
			←	für erhöhte Nutzlast	2	11.8116-0315.2 390447	ATE
			→		2	11.8116-0296.1 390445	ATE
330 i	190	09/06→02/10	←	Motorcode: N52N	2	11.8116-0137.1 390612	ATE
			←	Motorcode: N53	2	11.8116-0315.2 390447	ATE
			→		2	11.8116-0296.1 390445	ATE
330 i	200	09/06→08/12	←	03/10→; Motorcode: N53	2	11.8116-0137.1 390612	ATE
			←	Motorcode: N25N	2	11.8116-0137.1 390612	ATE
			←	→ 02/10; Motorcode: N53	2	11.8116-0315.2 390447	ATE
			→		2	11.8116-0296.1 390445	ATE
330 i	200	03/07→06/13	←	Motorcode: N52N	2	11.8116-0137.1 390612	ATE
			←	03/10→; Motorcode: N53	2	11.8116-0137.1 390612	ATE
			←	→ 02/10; Motorcode: N53	2	11.8116-0315.2 390447	ATE
			→		2	11.8116-0296.1 390445	ATE
330 xd	170	03/06→08/08			2	11.8116-0137.1 390612	ATE
			←		2	11.8116-0315.2 390447	ATE
			→		2	11.8116-0296.1 390445	ATE
335 d	210	03/06→03/13	←	09/06→	2	11.8116-0315.2 390447	ATE
			→	09/06→	2	11.8116-0296.1 390445	ATE
↓							








	kW			 	! #		
<b>BMW - 3 Coupe (E92) 01/05→12/13</b>							
<b>Feder, Bremssattel</b>							
335 i	225	11/05→06/13	←		2	11.8116-0315.2 390447	ATE
335 i	240	11/05→06/13	→		2	11.8116-0296.1 390445	ATE
335 i xDrive	224	01/09→06/13					
335 i xDrive	225	11/08→12/13	←				
335 i xDrive	240	11/08→06/13					
335 xi	225	03/07→02/10					
335 xi	240	03/07→02/10					
M	309	03/07→12/13					
M GTS	331	03/07→12/13	←	→ 06/13	2	11.8116-0315.2 390447	ATE
			→	→ 06/13	2	11.8116-0296.1 390445	ATE
<b>Führungshülzensatz, Bremssattel</b>							
316 i	90	09/07→12/13	←			11.0101-5402.2 260009	ATE
318 i	105	03/10→12/13	←			11.0101-5402.2 260009	ATE
320 d	120	03/07→06/13	→			11.0101-5402.2 260009	ATE
320 d	135	03/10→06/13					
320 d	145	09/06→02/10	←				
320 d	147	03/10→06/13					
320 d xDrive	120	03/10→06/13					
320 d xDrive	130	09/09→02/10					
320 d xDrive	135	03/10→06/13					
320 d xDrive	145	09/09→02/10					
320 d xDrive	147	03/10→06/13					
320 i	115	06/07→12/13					
320 i	120	01/07→12/13					
320 i	125	03/07→12/13					
320 xd	120	03/08→02/10					
320 xd	130	03/08→02/10					
320 xd	145	03/08→02/10					
323 i	140	04/06→02/12					
325 d	150	09/09→12/13					
325 d	155	02/07→02/10					
325 i	160	11/05→02/10					
325 i	160	03/07→06/13					
325 i xDrive	155	03/10→04/13					
325 i xDrive	160	09/08→12/13					
325 xi	160	09/06→02/10					
325 xi	160	09/07→02/10					
328 i xDrive	172	09/09→06/13					
330 i xDrive	200	03/10→06/13					
330 xi	200	09/06→08/07					
330 xi	200	03/07→02/10					
320 d	130	09/06→02/10	←	03/07→		11.0101-5402.2 260009	ATE
325 d	145	02/07→02/10	→	03/07→		11.0101-5402.2 260009	ATE
325 i	155	03/10→06/13	←			11.0101-5402.2 260009	ATE
			←	Motorcode: N52N		11.0101-5402.2 260009	ATE
			←	Motorcode: N53		11.0101-5402.2 260009	ATE
			→			11.0101-5402.2 260009	ATE
325 i xDrive	150	03/10→04/13	←	Motorcode: N52N		11.0101-5402.2 260009	ATE
			←	Motorcode: N53		11.0101-5402.2 260009	ATE
			→			11.0101-5402.2 260009	ATE
328 i	172	06/07→12/13	←	→ 06/13		11.0101-5402.2 260009	ATE
			→	→ 06/13		11.0101-5402.2 260009	ATE
330 d	170	03/06→08/08	←			11.0101-5402.2 260009	ATE
			←	Motorcode: M57		11.0101-6006.2 260098	ATE
			→			11.0101-5402.2 260009	ATE
330 d	180	01/09→12/13	←			11.0101-5402.2 260009	ATE
330 xd	170	03/06→08/08	←			11.0101-6006.2 260098	ATE
			→			11.0101-5402.2 260009	ATE
330 d xDrive	180	02/10→06/13	←	nicht für erhöhte Nutzlast		11.0101-5402.2 260009	ATE
			←	für erhöhte Nutzlast		11.0101-6006.2 260098	ATE
			→			11.0101-5402.2 260009	ATE
330 i	190	09/06→02/10	←	Motorcode: N52N		11.0101-5402.2 260009	ATE
			←	Motorcode: N53		11.0101-6006.2 260098	ATE
			→			11.0101-5402.2 260009	ATE
330 i	200	09/06→08/12	←	03/10→; Motorcode: N53		11.0101-5402.2 260009	ATE
330 i	200	03/07→06/13	←	Motorcode: N52N		11.0101-5402.2 260009	ATE
↓							








	kW			 	! #		
<b>BMW - 3 Coupe (E92) 01/05→12/13</b>							
<b>Führungshülzensatz, Bremssattel</b>							
330 i	200	09/06→08/12	←	→ 02/10; Motorcode: N53		11.0101-6006.2 260098	ATE
330 i	200	03/07→06/13	→			11.0101-5402.2 260009	ATE
330 xd	180	03/08→02/10	←	09/09→		11.0101-5402.2 260009	ATE
			←	→ 08/09		11.0101-6006.2 260098	ATE
			→			11.0101-5402.2 260009	ATE
335 d	210	03/06→03/13	←	09/06→		11.0101-6006.2 260098	ATE
			→	09/06→		11.0101-5402.2 260009	ATE
335 i	225	11/05→06/13	←			11.0101-6006.2 260098	ATE
335 i	240	11/05→06/13	→			11.0101-5402.2 260009	ATE
335 i xDrive	224	01/09→06/13	→			11.0101-5402.2 260009	ATE
335 i xDrive	225	11/08→12/13					
335 i xDrive	240	11/08→06/13					
335 xi	225	03/07→02/10					
335 xi	240	03/07→02/10					
M	309	03/07→12/13					
M GTS	331	03/07→12/13	←	→ 06/13		11.0101-6006.2 260098	ATE
			→	→ 06/13		11.0101-5402.2 260009	ATE
<b>Führungsbolzen, Bremssattel</b>							
316 i	90	09/07→12/13	←			11.8171-0008.1 990049	ATE
318 i	105	03/10→12/13	←			11.8171-0008.1 990049	ATE
320 d	120	03/07→06/13	→			11.8171-0008.1 990049	ATE
320 d	135	03/10→06/13	→			11.8171-0008.1 990049	ATE
320 d	145	09/06→02/10					
320 d	147	03/10→06/13					
320 d xDrive	120	03/10→06/13					
320 d xDrive	130	09/09→02/10					
320 d xDrive	135	03/10→06/13					
320 d xDrive	145	09/09→02/10					
320 d xDrive	147	03/10→06/13					
320 i	115	06/07→12/13					
320 i	120	01/07→12/13					
320 i	125	03/07→12/13					
320 xd	120	03/08→02/10					
320 xd	130	03/08→02/10					
320 xd	145	03/08→02/10					
323 i	140	04/06→02/12					
325 d	150	09/09→12/13					
325 d	155	02/07→02/10					
325 i	160	11/05→02/10					
325 i	160	03/07→06/13					
325 i xDrive	155	03/10→04/13					
325 i xDrive	160	09/08→12/13					
325 xi	160	09/06→02/10					
325 xi	160	09/07→02/10					
330 i xDrive	200	03/10→06/13					
330 xi	200	09/06→08/07					
330 xi	200	03/07→02/10					
320 d	130	09/06→02/10		03/07→		11.8171-0008.1 990049	ATE
325 d	145	02/07→02/10	→	03/07→		11.8171-0008.1 990049	ATE
325 i	155	03/10→06/13	←			11.8171-0008.1 990049	ATE
			←	Motorcode: N53		11.8171-0008.1 990049	ATE
			←	Motorcode: N52N		11.8171-0008.1 990049	ATE
			→			11.8171-0008.1 990049	ATE
325 i xDrive	150	03/10→04/13	←	Motorcode: N52N		11.8171-0008.1 990049	ATE
			←	Motorcode: N53		11.8171-0008.1 990049	ATE
			→			11.8171-0008.1 990049	ATE
328 i	172	06/07→12/13		→ 06/13		11.8171-0008.1 990049	ATE
			→	→ 06/13		11.8171-0008.1 990049	ATE
328 i xDrive	172	09/09→06/13				11.8171-0008.1 990049	ATE
			→			11.8171-0008.1 990049	ATE
330 d	170	03/06→08/08	←			11.8171-0008.1 990049	ATE
			←	Motorcode: M57		11.8171-0067.1 250153	ATE
			→			11.8171-0008.1 990049	ATE
330 d	180	01/09→12/13	←			11.8171-0008.1 990049	ATE
			←	09/09→		11.8171-0067.1 250153	ATE
			→			11.8171-0008.1 990049	ATE
↓							








	kw			 	! #		
<b>BMW - 3 Coupe (E92) 01/05→12/13</b>							
<b>Führungsbolzen, Bremsattel</b>							
330 d xDrive	180	02/10→06/13		für erhöhte Nutzlast		11.8171-0067.1 250153	ATE
			➔			11.8171-0008.1 990049	ATE
330 i	190	09/06→02/10	➔	Motorcode: N52N		11.8171-0008.1 990049	ATE
			➔	Motorcode: N53		11.8171-0008.1 990049	ATE
			➔			11.8171-0067.1 250153	ATE
			➔			11.8171-0008.1 990049	ATE
330 i	200	09/06→08/12	➔	Motorcode: N52N		11.8171-0008.1 990049	ATE
			➔	Motorcode: N53		11.8171-0008.1 990049	ATE
			➔	→ 02/10; Motorcode: N53		11.8171-0067.1 250153	ATE
			➔			11.8171-0008.1 990049	ATE
330 i	200	03/07→06/13	➔	Motorcode: N52N		11.8171-0008.1 990049	ATE
			➔	Motorcode: N53		11.8171-0008.1 990049	ATE
			➔	→ 02/10; Motorcode: N53		11.8171-0067.1 250153	ATE
			➔			11.8171-0008.1 990049	ATE
330 xd	170	03/06→08/08	➔			11.8171-0008.1 990049	ATE
335 i	225	11/05→06/13				11.8171-0067.1 250153	ATE
335 i	240	11/05→06/13					
335 i xDrive	224	01/09→06/13	➔			11.8171-0008.1 990049	ATE
335 i xDrive	225	11/08→12/13					
335 i xDrive	240	11/08→06/13					
335 xi	225	03/07→02/10					
335 xi	240	03/07→02/10					
M	309	03/07→12/13					
330 xd	180	03/08→02/10	➔	09/09→		11.8171-0008.1 990049	ATE
			➔	→ 08/09		11.8171-0008.1 990049	ATE
			➔			11.8171-0067.1 250153	ATE
			➔			11.8171-0008.1 990049	ATE
335 d	210	03/06→03/13	➔	09/06→		11.8171-0067.1 250153	ATE
			➔	09/06→		11.8171-0008.1 990049	ATE
M GTS	331	03/07→12/13		→ 06/13		11.8171-0008.1 990049	ATE
						11.8171-0067.1 250153	ATE
			➔	→ 06/13		11.8171-0008.1 990049	ATE
<b>Dichtungssatz, Bremsattel</b>							
M	309	03/07→12/13	➔			11.0441-6008.2 250038	ATE für Kolben-Ø [mm]: 60
M GTS	331	03/07→12/13	➔	→ 06/13		11.0441-6008.2 250038	ATE für Kolben-Ø [mm]: 60
<b>Bremsschlauch</b>							
316 i	90	09/07→12/13	➔		2	24.5174-0526.3 331365	L= 526
318 i	105	03/10→12/13					
320 d	120	03/07→06/13	➔	am Bremsattel	2	24.5125-0230.3 331277	L= 230
320 d	135	03/10→06/13				24.5137-0221.3 331302	L= 221
320 d	147	03/10→06/13	➔		2	83.7850-0180.3 331054	L= 180
320 i	115	06/07→12/13					
320 i	120	01/07→12/13					
320 i	125	03/07→12/13					
323 i	140	04/06→02/12					
325 d	150	09/09→12/13					
325 d	155	02/07→02/10					
325 i	155	03/10→06/13					
325 i	160	11/05→02/10					
325 i	160	03/07→06/13					
330 d	180	01/09→12/13					
330 i	190	09/06→02/10					
330 i	200	09/06→08/12					
330 i	200	03/07→06/13					
335 i	225	11/05→06/13					
335 i	240	11/05→06/13					
320 d	130	09/06→02/10	➔	03/07→	2	24.5174-0526.3 331365	L= 526
320 d	145	09/06→02/10	➔	am Bremsattel; 03/07→	2	24.5125-0230.3 331277	L= 230
325 d	145	02/07→02/10	➔			24.5137-0221.3 331302	L= 221
			➔	03/07→	2	83.7850-0180.3 331054	L= 180
320 d xDrive	120	03/10→06/13	➔		2	24.5113-0440.3 331239	L= 440
320 d xDrive	130	09/09→02/10					
320 d xDrive	135	03/10→06/13	➔	am Bremsattel	2	24.5125-0230.3 331277	L= 230
320 d xDrive	145	09/09→02/10				24.5137-0221.3 331302	L= 221
320 d xDrive	147	03/10→06/13	➔		2	83.7850-0180.3 331054	L= 180
320 xd	120	03/08→02/10					










	kW			 	! #		
<b>BMW - 3 Coupe (E92) 01/05→12/13</b>							
 <b>Bremsschlauch</b>							
320 xd	130	03/08→02/10	←		2	24.5113-0440.3 331239	L= 440
320 xd	145	03/08→02/10					
325 i xDrive	150	03/10→04/13	→	am Bremssattel	2	24.5125-0230.3 331277	L= 230
325 i xDrive	160	09/08→12/13				24.5137-0221.3 331302	L= 221
325 xi	160	09/06→02/10					
325 xi	160	09/07→02/10	→		2	83.7850-0180.3 331054	L= 180
328 i xDrive	172	09/09→06/13					
330 d xDrive	180	02/10→06/13					
330 i xDrive	200	03/10→06/13					
330 xd	180	03/08→02/10					
330 xi	200	09/06→08/07					
330 xi	200	03/07→02/10					
335 i xDrive	224	01/09→06/13					
335 i xDrive	225	11/08→12/13					
335 i xDrive	240	11/08→06/13					
335 xi	225	03/07→02/10					
335 xi	240	03/07→02/10					
325 i xDrive	155	03/10→04/13	←		2	24.5113-0440.3 331239	L= 440
			→	am Bremssattel	2	24.5125-0230.3 331277	L= 230
						24.5137-0221.3 331302	L= 221
			→		2	83.7850-0180.3 331054	L= 180
328 i	172	06/07→12/13	←	→ 06/13	2	24.5174-0526.3 331365	L= 526
			→	am Bremssattel; → 06/13	2	24.5125-0230.3 331277	L= 230
						24.5137-0221.3 331302	L= 221
			→	→ 06/13	2	83.7850-0180.3 331054	L= 180
330 d	170	03/06→08/08	←	09/06→	2	24.5174-0526.3 331365	L= 526
335 d	210	03/06→03/13	→	am Bremssattel; 09/06→	2	24.5125-0230.3 331277	L= 230
						24.5137-0221.3 331302	L= 221
			→	09/06→	2	83.7850-0180.3 331054	L= 180
330 xd	170	03/06→08/08	←	09/06→	2	24.5113-0440.3 331239	L= 440
			→	am Bremssattel; 09/06→	2	24.5125-0230.3 331277	L= 230
						24.5137-0221.3 331302	L= 221
			→	09/06→	2	83.7850-0180.3 331054	L= 180
M	309	03/07→12/13	←		2	83.7751-0502.3 331109	L= 502
			→	am Bremssattel	2	83.7752-0236.3 331118	L= 235
			→		2	83.7850-0180.3 331054	L= 180
M GTS	331	03/07→12/13	←	→ 06/13	2	83.7751-0502.3 331109	L= 502
			→	am Bremssattel; → 06/13	2	83.7752-0236.3 331118	L= 235
			→	→ 06/13	2	83.7850-0180.3 331054	L= 180
<b>BMW - 3 Gran Turismo (F34) 07/12→</b>							
 <b>Bremsschlauch</b>							
318 d	100	03/13→	←		2	24.5169-0590.3 331422	L= 355
318 d	105	03/13→					
318 d	110	07/15→	→		2	24.5125-0230.3 331277	L= 230
320 d	120	03/13→					
320 d	135	03/13→07/15					
320 d	140	07/15→					
320 d	147	05/13→07/15					
320 i	135	09/15→					
325 d	155	07/13→					
325 d	160	03/13→					
325 d	165	07/16→					
330 i	185	10/15→					
335 i	225	03/13→					
335 i	240	03/13→03/14					
335 i	250	07/13→					
340 i	240	10/15→					
320 d xDrive	120	03/13→	←	für Rechtslenker	2	24.5169-0590.3 331422	L= 355
320 d xDrive	135	03/13→07/15					
320 d xDrive	140	07/15→	→		2	24.5125-0230.3 331277	L= 230
320 d xDrive	147	05/13→07/15					
320 i xDrive	135	10/15→					
328 i xDrive	180	03/13→07/16					
330 i xDrive	185	10/15→					
335 i xDrive	225	03/13→					
335 i xDrive	240	03/13→03/14					
335 i xDrive	250	03/14→					
340 i xDrive	240	10/15→					
320 i	120	07/12→06/16	←	03/13→	2	24.5169-0590.3 331422	L= 355
320 i	135	07/12→06/16					
↓							











	kw			 	! #		
<b>BMW - 3 Gran Turismo (F34) 07/12→</b>							
<b>Bremsschlauch</b>							
328 i	180	08/12→02/15	→	03/13→	2	24.5125-0230.3 331277	L= 230
320 i xDrive 320 i xDrive	120 135	11/12→06/16 11/12→06/16	←	03/13→; für Rechtslenker	2	24.5169-0590.3 331422	L= 355
			→	03/13→	2	24.5125-0230.3 331277	L= 230
330 d	190	01/14→	←	03/14→	2	24.5169-0590.3 331422	L= 355
			→	03/14→	2	24.5125-0230.3 331277	L= 230
330 d	210	01/14→	←	09/15→	2	24.5169-0590.3 331422	L= 355
			→	09/15→	2	24.5125-0230.3 331277	L= 230
330 d xDrive 335 d xDrive	190 230	01/14→ 01/14→	←	03/14→; für Rechtslenker	2	24.5169-0590.3 331422	L= 355
			→	03/14→	2	24.5125-0230.3 331277	L= 230
330 d xDrive	210	01/14→	←	09/15→; für Rechtslenker	2	24.5169-0590.3 331422	L= 355
			→	09/15→	2	24.5125-0230.3 331277	L= 230
340 i	265	09/15→	←	10/15→	2	24.5169-0590.3 331422	L= 355
			→	10/15→	2	24.5125-0230.3 331277	L= 230
340 i xDrive	265	09/15→	←	10/15→; für Rechtslenker	2	24.5169-0590.3 331422	L= 355
			→	10/15→	2	24.5125-0230.3 331277	L= 230
<b>BMW - 3 Touring (E36) 08/94→12/99</b>							
<b>Bremssattel</b>							
316 i 318 i 318 tds	75 85 66	01/96→10/99 07/95→10/99 01/95→10/99	←	<input type="checkbox"/> ; für erhöhte Nutzlast		11.9541-9588.2 220420 24.3541-9588.5 240528	ATE Ø 54 - Halter
			←	<input type="checkbox"/> ; für erhöhte Nutzlast		24.3541-9587.5 240527	ATE Ø 54 - Halter
			←	<input type="checkbox"/> ; nicht für erhöhte Nutzlast		24.3541-9667.5 240529	ATE Ø 54 - Halter
			←	<input type="checkbox"/> ; nicht für erhöhte Nutzlast		24.3541-9668.5 240530	ATE Ø 54 - Halter
			→	<input type="checkbox"/>		11.9381-9961.2 220435	ATE Ø 38 - Halter
			→	<input type="checkbox"/>		11.9381-9962.2 220436	ATE Ø 38 - Halter
320 i 325 tds	110 105	01/95→10/99 01/95→10/99	←	<input type="checkbox"/>		11.9541-9588.2 220420 24.3541-9588.5 240528	ATE Ø 54 - Halter
			←	<input type="checkbox"/>		24.3541-9587.5 240527	ATE Ø 54 - Halter
			→	<input type="checkbox"/>		11.9381-9961.2 220435	ATE Ø 38 - Halter
			→	<input type="checkbox"/>		11.9381-9962.2 220436	ATE Ø 38 - Halter
323 i 328 i	125 142	09/95→10/99 08/94→12/99	←	<input type="checkbox"/>		11.9541-9588.2 220420 24.3541-9588.5 240528	ATE Ø 54 - Halter
			←	<input type="checkbox"/>		24.3541-9587.5 240527	ATE Ø 54 - Halter
			→	<input type="checkbox"/>		11.9381-9959.2 220433	ATE Ø 38 - Halter
			→	<input type="checkbox"/>		11.9381-9960.2 220434	ATE Ø 38 - Halter
<b>Halter, Bremssattel</b>							
316 i 318 i 318 tds	75 85 66	01/96→10/99 07/95→10/99 01/95→10/99	←	nicht für erhöhte Nutzlast	2	11.0230-0444.1 260104	ATE
			←	für erhöhte Nutzlast	2	11.8170-0729.1 260107	ATE
320 i 323 i 325 tds 328 i	110 125 105 142	01/95→10/99 09/95→10/99 01/95→10/99 08/94→12/99	←		2	11.8170-0729.1 260107	ATE
<b>Feder, Bremssattel</b>							
316 i 318 i 318 tds	75 85 66	01/96→10/99 07/95→10/99 01/95→10/99			2	11.8116-0109.1 390495 11.8116-0206.1 390593	ATE
320 i 323 i 325 tds 328 i	110 125 105 142	01/95→10/99 09/95→10/99 01/95→10/99 08/94→12/99	→		2	11.8116-0066.1 390577	ATE
<b>Führungshülzensatz, Bremssattel</b>							
316 i 318 i 318 tds	75 85 66	01/96→10/99 07/95→10/99 01/95→10/99	←			11.0101-5402.2 260009	ATE
320 i 323 i 325 tds 328 i	110 125 105 142	01/95→10/99 09/95→10/99 01/95→10/99 08/94→12/99	→			11.0101-5402.2 260009	ATE
↓							








	kW			 	! #		
<b>BMW - 3 Touring (E36) 08/94→12/99</b>							
<b>Führungsbolzen, Bremsattel</b>							
316 i	75	01/96→10/99				11.8171-0008.1	990049 ATE
318 i	85	07/95→10/99					
318 tds	66	01/95→10/99					
320 i	110	01/95→10/99					
323 i	125	09/95→10/99					
325 tds	105	01/95→10/99					
328 i	142	08/94→12/99					
<b>Dichtungssatz, Bremsattel</b>							
316 i	75	01/96→10/99		nicht für erhöhte Nutzlast		11.0441-5402.2	250028 ATE
318 i	85	07/95→10/99	←	für erhöhte Nutzlast		11.0441-5402.2	250028 ATE
318 tds	66	01/95→10/99	→			11.0441-3803.2	250010 ATE
320 i	110	01/95→10/99	←			11.0441-5402.2	250028 ATE
323 i	125	09/95→10/99	←				
325 tds	105	01/95→10/99	→			11.0441-3803.2	250010 ATE
328 i	142	08/94→12/99	→				
<b>Bremsschlauch</b>							
316 i	75	01/96→10/99	←		2	24.5103-0430.3	331408 L= 430
318 i	85	07/95→10/99	←				
318 tds	66	01/95→10/99	→	+ ASR	2	24.5169-0458.3	331429 L= 458
320 i	110	01/95→10/99	→	am Bremsattel	2	24.5170-0201.3	331450 L= 201
323 i	125	09/95→10/99	→				
325 tds	105	01/95→10/99	→		2	24.5202-0204.3	331402 L= 204
328 i	142	08/94→12/99	→				
<b>BMW - 3 Touring (E46) 10/99→05/05</b>							
<b>Bremsattel</b>							
316 i	85	06/02→02/05	←	☐		11.9541-9588.2	220420 ATE Ø 54 - Halter
316 i	85	03/02→02/05	←			24.3541-9588.5	240528 ATE Ø 54 - Halter
318 d	85	10/02→03/03	←	☐		24.3541-9587.5	240527 ATE Ø 54 - Halter
318 d	85	03/03→02/05	←				
318 i	85	10/99→09/01	→	☐		24.3401-1703.5	240351 ATE Ø 40 - Halter
318 i	87	10/99→09/01	→				
318 i	105	09/01→02/05	→	☐		24.3401-1704.5	240352 ATE Ø 40 - Halter
320 d	100	03/00→09/01					
320 d	110	09/01→02/05					
320 i	110	10/99→09/00					
320 i	120	09/00→02/05					
320 i	125	09/00→02/05					
325 i	141	09/00→02/05					
325 xi	141	09/00→02/05					
328 i	142	10/99→06/00					
330 d	135	10/99→02/05	←	☐		24.3571-1733.5	240349 ATE Ø 57 - Halter
330 d	150	03/03→02/05	←	☐		24.3571-1734.5	240350 ATE Ø 57 - Halter
330 i	170	06/00→02/05	←	☐		24.3421-1705.5	240353 ATE Ø 42 - Halter
			→	☐		24.3421-1706.5	240354 ATE Ø 42 - Halter
			→				
330 xd	135	01/00→03/03	←	☐; 06/00→		24.3571-1733.5	240349 ATE Ø 57 - Halter
			←	☐; 06/00→		24.3571-1734.5	240350 ATE Ø 57 - Halter
			→	☐; 06/00→		24.3401-9951.5	240667 ATE Ø 40 - Halter
			→	☐; 06/00→		24.3401-9952.5	240668 ATE Ø 40 - Halter
330 xd	150	08/02→05/05	←	☐; 03/03→ 02/05		24.3571-1733.5	240349 ATE Ø 57 - Halter
			←	☐; 03/03→ 02/05		24.3571-1734.5	240350 ATE Ø 57 - Halter
			→	☐; 03/03→ 02/05		24.3401-9951.5	240667 ATE Ø 40 - Halter
			→	☐; 03/03→ 02/05		24.3401-9952.5	240668 ATE Ø 40 - Halter
330 xi	170	06/00→02/05	←	☐		24.3571-1733.5	240349 ATE Ø 57 - Halter
			←	☐		24.3571-1734.5	240350 ATE Ø 57 - Halter
			→	☐		24.3401-9951.5	240667 ATE Ø 40 - Halter
			→	☐		24.3401-9952.5	240668 ATE Ø 40 - Halter
<b>Halter, Bremsattel</b>							
316 i	85	06/02→02/05	←		2	11.8170-0729.1	260107 ATE
316 i	85	03/02→02/05	←				
318 i	85	10/99→09/01	←				
318 i	87	10/99→09/01	←				
318 i	105	09/01→02/05	←				
320 d	100	03/00→09/01	←				
320 i	110	10/99→09/00	←				
318 d	85	10/02→03/03	←	nicht für erhöhte Nutzlast	2	11.8170-0729.1	260107 ATE
318 d	85	03/03→02/05	←				
↓							








	kW			 	! #		
<b>BMW - 3 Touring (E46) 10/99→05/05</b>							
<b>Halter, Bremssattel</b>							
318 d	85	10/02→03/03	←	für erhöhte Nutzlast	2	11.8170-0730.1 260108	ATE
318 d	85	03/03→02/05					
320 d	110	09/01→02/05	←		2	11.8170-0730.1 260108	ATE
320 i	120	09/00→02/05					
320 i	125	09/00→02/05					
325 i	141	09/00→02/05					
325 xi	141	09/00→02/05					
328 i	142	10/99→06/00					
<b>Feder, Bremssattel</b>							
316 i	85	06/02→02/05			2	11.8116-0109.1 390495	ATE
316 i	85	03/02→02/05				11.8116-0206.1 390593	ATE
318 d	85	10/02→03/03					
318 d	85	03/03→02/05	→		2	11.8116-0066.1 390577	ATE
318 i	85	10/99→09/01					
318 i	87	10/99→09/01					
318 i	105	09/01→02/05					
320 d	100	03/00→09/01					
320 d	110	09/01→02/05					
320 i	110	10/99→09/00					
320 i	120	09/00→02/05					
320 i	125	09/00→02/05					
325 i	141	09/00→02/05					
325 xi	141	09/00→02/05					
328 i	142	10/99→06/00					
330 d	135	10/99→02/05			2	11.8116-0273.1 390515	ATE
330 d	150	03/03→02/05	→		2	11.8116-0296.1 390445	ATE
330 i	170	06/00→02/05					
330 xd	135	01/00→03/03		06/00→	2	11.8116-0094.1 390504	ATE
						11.8116-0273.1 390515	ATE
330 xd	150	08/02→05/05		03/03→ 02/05	2	11.8116-0094.1 390504	ATE
						11.8116-0273.1 390515	ATE
330 xi	170	06/00→02/05	←		2	11.8116-0273.1 390515	ATE
			→		2	11.8116-0094.1 390504	ATE
<b>Führungshülsensatz, Bremssattel</b>							
316 i	85	06/02→02/05	←			11.0101-5402.2 260009	ATE
316 i	85	03/02→02/05					
318 d	85	10/02→03/03	→			11.0101-5402.2 260009	ATE
318 d	85	03/03→02/05					
318 i	85	10/99→09/01					
318 i	87	10/99→09/01					
318 i	105	09/01→02/05					
320 d	100	03/00→09/01					
320 d	110	09/01→02/05					
320 i	110	10/99→09/00					
320 i	120	09/00→02/05					
320 i	125	09/00→02/05					
325 i	141	09/00→02/05					
325 xi	141	09/00→02/05					
328 i	142	10/99→06/00					
330 d	135	10/99→02/05					
330 d	150	03/03→02/05					
330 i	170	06/00→02/05					
330 xi	170	06/00→02/05					
330 xd	135	01/00→03/03	←	06/00→		11.0101-5402.2 260009	ATE
			→	06/00→		11.0101-5402.2 260009	ATE
330 xd	150	08/02→05/05	←	03/03→ 02/05		11.0101-5402.2 260009	ATE
			→	03/03→ 02/05		11.0101-5402.2 260009	ATE
<b>Führungsbolzen, Bremssattel</b>							
316 i	85	06/02→02/05				11.8171-0008.1 990049	ATE
316 i	85	03/02→02/05					
318 d	85	10/02→03/03					
318 d	85	03/03→02/05					
318 i	85	10/99→09/01					
318 i	87	10/99→09/01					
318 i	105	09/01→02/05					
320 d	100	03/00→09/01					
320 d	110	09/01→02/05					
320 i	110	10/99→09/00					
320 i	120	09/00→02/05					
320 i	125	09/00→02/05					
325 i	141	09/00→02/05					
325 xi	141	09/00→02/05					
328 i	142	10/99→06/00					
330 xi	170	06/00→02/05					
↓							








	kW			 	! #		
<b>BMW - 3 Touring (E46) 10/99→05/05</b>							
<b>Führungsbolzen, Bremsattel</b>							
330 d	135	10/99→02/05				11.8171-0008.1	990049 ATE
330 d	150	03/03→02/05	➔			11.8171-0008.1	990049 ATE
330 i	170	06/00→02/05					
330 xd	135	01/00→03/03		06/00→		11.8171-0008.1	990049 ATE
330 xd	150	08/02→05/05		03/03→ 02/05		11.8171-0008.1	990049 ATE
<b>Dichtungssatz, Bremsattel</b>							
316 i	85	06/02→02/05	←			11.0441-5402.2	250028 ATE
316 i	85	03/02→02/05					
318 d	85	10/02→03/03	➔			11.0441-4002.2	250011 ATE
318 d	85	03/03→02/05					
318 i	85	10/99→09/01					
318 i	87	10/99→09/01					
318 i	105	09/01→02/05					
320 d	100	03/00→09/01					
320 d	110	09/01→02/05					
320 i	110	10/99→09/00					
320 i	120	09/00→02/05					
320 i	125	09/00→02/05					
325 i	141	09/00→02/05					
325 xi	141	09/00→02/05					
328 i	142	10/99→06/00					
<b> Bremsschlauch</b>							
316 i	85	06/02→02/05	←		2	83.6152-0406.3	330789 L= 405
316 i	85	03/02→02/05					
318 d	85	10/02→03/03	➔		2	24.5169-0458.3	331429 L= 458
318 d	85	03/03→02/05					
318 i	85	10/99→09/01					
318 i	87	10/99→09/01					
318 i	105	09/01→02/05					
320 d	100	03/00→09/01					
320 d	110	09/01→02/05					
320 i	110	10/99→09/00					
320 i	120	09/00→02/05					
320 i	125	09/00→02/05					
325 i	141	09/00→02/05					
328 i	142	10/99→06/00					
330 d	135	10/99→02/05					
330 d	150	03/03→02/05					
330 i	170	06/00→02/05					
325 xi	141	09/00→02/05	➔		2	24.5169-0458.3	331429 L= 458
330 xi	170	06/00→02/05					
330 xd	135	01/00→03/03	➔	06/00→	2	24.5169-0458.3	331429 L= 458
330 xd	150	08/02→05/05	➔	03/03→ 02/05	2	24.5169-0458.3	331429 L= 458
<b>BMW - 3 Touring (E91) 12/04→12/12</b>							
<b> Bremssattel</b>							
316 d	85	09/09→06/12	←	☐		24.3541-9521.5	240723 ATE Ø 54 - Halter
316 i	90	05/08→05/12	←	☐		24.3541-9522.5	240724 ATE Ø 54 - Halter
			➔	☐		11.9421-9911.2	220825 ATE Ø 42 - Halter
			➔	☐		11.9421-9912.2	220826 ATE Ø 42 - Halter
318 d	90	09/05→08/07	←	☐		11.9571-9753.2	220929 ATE Ø 57 - Halter
318 d	100	07/07→06/12					
318 d	105	09/07→06/12	←	☐		11.9571-9754.2	220930 ATE Ø 57 - Halter
318 i	95	01/06→08/07	➔	☐		11.9421-9911.2	220825 ATE Ø 42 - Halter
320 i	120	02/07→05/12					
320 i	125	02/07→12/12	➔	☐		11.9421-9912.2	220826 ATE Ø 42 - Halter
323 i	140	09/06→07/08					
318 i	100	09/07→03/12	←	☐; für erhöhte Nutzlast		11.9571-9753.2	220929 ATE Ø 57 - Halter
			←	☐; → 07/08; nicht für erhöhte Nutzlast; Motorcode: N46N		11.9571-9753.2	220929 ATE Ø 57 - Halter
			←	☐; für erhöhte Nutzlast		11.9571-9754.2	220930 ATE Ø 57 - Halter
			←	☐; → 07/08; nicht für erhöhte Nutzlast; Motorcode: N46N		11.9571-9754.2	220930 ATE Ø 57 - Halter
			←	☐; 08/08→; nicht für erhöhte Nutzlast		24.3541-9521.5	240723 ATE Ø 54 - Halter
			←	☐; 08/08→; nicht für erhöhte Nutzlast		24.3541-9522.5	240724 ATE Ø 54 - Halter
			➔	☐		11.9421-9911.2	220825 ATE Ø 42 - Halter
			➔	☐		11.9421-9912.2	220826 ATE Ø 42 - Halter
318 i	105	05/07→05/12	←	☐; → 02/08; nicht für erhöhte Nutzlast		11.9571-9753.2	220929 ATE Ø 57 - Halter
			←	☐; für erhöhte Nutzlast		11.9571-9753.2	220929 ATE Ø 57 - Halter
↓							








	kw			 	! #								
<b>BMW - 3 Touring (E91) 12/04→12/12</b>													
 <b>Bremssattel</b>													
318 i	105	05/07→05/12	←	☐; → 02/08; nicht für erhöhte Nutzlast	11.9571-9754.2	220930	ATE Ø 57 - Halter						
			←	☐; für erhöhte Nutzlast	11.9571-9754.2	220930	ATE Ø 57 - Halter						
			←	☐; 03/08→; nicht für erhöhte Nutzlast	24.3541-9521.5	240723	ATE Ø 54 - Halter						
			←	☐; 03/08→; nicht für erhöhte Nutzlast	24.3541-9522.5	240724	ATE Ø 54 - Halter						
			→	☐	11.9421-9911.2	220825	ATE Ø 42 - Halter						
			→	☐	11.9421-9912.2	220826	ATE Ø 42 - Halter						
320 d 320 d 320 d 320 d 320 d 320 d 320 d xDrive 320 d xDrive 320 d xDrive 320 d xDrive	110 120 130 135 145 147 120 130 135 147	12/04→08/07 12/04→06/12 02/07→12/10 03/10→05/12 02/07→02/10 03/10→05/12 07/09→06/12 02/08→02/10 03/10→05/12 02/08→02/10 03/10→05/12	←	☐; nicht für Behördenfahrzeuge	11.9571-9753.2	220929	ATE Ø 57 - Halter						
			←	☐; nicht für Behördenfahrzeuge	11.9571-9754.2	220930	ATE Ø 57 - Halter						
			→	☐; nicht für Behördenfahrzeuge	11.9421-9911.2	220825	ATE Ø 42 - Halter						
			→	☐; nicht für Behördenfahrzeuge	11.9421-9912.2	220826	ATE Ø 42 - Halter						
			→	☐; für Behördenfahrzeuge	24.3441-9957.5	240671	ATE Ø 44 - Halter						
			→	☐; für Behördenfahrzeuge	24.3441-9958.5	240672	ATE Ø 44 - Halter						
			320 i	110	09/05→06/12	←	☐; Motorcode: N46/N46N	11.9571-9753.2	220929	ATE Ø 57 - Halter			
						←	☐; Motorcode: N46/N46N	11.9571-9754.2	220930	ATE Ø 57 - Halter			
						→	☐	11.9421-9911.2	220825	ATE Ø 42 - Halter			
→	☐	11.9421-9912.2				220826	ATE Ø 42 - Halter						
323 i	130	04/06→06/07	←	☐; 09/06→	11.9571-9753.2	220929	ATE Ø 57 - Halter						
			←	☐; 09/06→	11.9571-9754.2	220930	ATE Ø 57 - Halter						
			→	☐; 09/06→	11.9421-9911.2	220825	ATE Ø 42 - Halter						
			→	☐; 09/06→	11.9421-9912.2	220826	ATE Ø 42 - Halter						
325 d 325 d 330 d 330 d 330 d xDrive 330 i 330 i 330 i xDrive 330 xd 330 xi 330 xi 335 d 335 i 335 i 335 i xDrive 335 i xDrive 335 xi 335 xi	145 150 155 170 180 180 190 200 200 170 190 200 210 225 240 225 240 225 240 225 240	09/06→06/12 02/10→06/12 12/04→05/12 12/04→08/08 02/08→05/12 01/09→06/12 08/05→08/07 09/07→06/12 09/07→06/12 09/05→06/12 09/05→08/07 09/07→06/12 09/06→06/12 09/06→06/12 09/06→06/12 09/08→06/12 09/08→06/12 03/07→08/08 03/07→08/08	→	☐	24.3441-9957.5	240671	ATE Ø 44 - Halter						
			→	☐	24.3441-9958.5	240672	ATE Ø 44 - Halter						
			325 i 325 i	155 160	12/04→12/10 09/07→06/12	←	☐; Motorcode: N52N/N53; nicht für erhöhte Nutzlast	11.9571-9753.2	220929	ATE Ø 57 - Halter			
						←	☐; Motorcode: N52N/N53; nicht für erhöhte Nutzlast	11.9571-9754.2	220930	ATE Ø 57 - Halter			
						→	☐; nicht für erhöhte Nutzlast	11.9421-9911.2	220825	ATE Ø 42 - Halter			
						→	☐; nicht für erhöhte Nutzlast	11.9421-9912.2	220826	ATE Ø 42 - Halter			
						→	☐; für erhöhte Nutzlast	24.3441-9957.5	240671	ATE Ø 44 - Halter			
						→	☐; für erhöhte Nutzlast	24.3441-9958.5	240672	ATE Ø 44 - Halter			
						325 i	160	12/04→12/12	←	☐; Motorcode: N52N/N53/N52; nicht für erhöhte Nutzlast	11.9571-9753.2	220929	ATE Ø 57 - Halter
									←	☐; Motorcode: N52N/N53/N52; nicht für erhöhte Nutzlast	11.9571-9754.2	220930	ATE Ø 57 - Halter
									→	☐; nicht für erhöhte Nutzlast	11.9421-9911.2	220825	ATE Ø 42 - Halter
									→	☐; nicht für erhöhte Nutzlast	11.9421-9912.2	220826	ATE Ø 42 - Halter
			→	☐; für erhöhte Nutzlast	24.3441-9957.5				240671	ATE Ø 44 - Halter			
			→	☐; für erhöhte Nutzlast	24.3441-9958.5				240672	ATE Ø 44 - Halter			
			325 i	155	09/07→06/12	←	☐; nicht für erhöhte Nutzlast	11.9571-9753.2	220929	ATE Ø 57 - Halter			
						←	☐; nicht für erhöhte Nutzlast	11.9571-9754.2	220930	ATE Ø 57 - Halter			
						→	☐; nicht für erhöhte Nutzlast	11.9421-9911.2	220825	ATE Ø 42 - Halter			
→	☐; nicht für erhöhte Nutzlast	11.9421-9912.2				220826	ATE Ø 42 - Halter						
→	☐; für erhöhte Nutzlast	24.3441-9957.5				240671	ATE Ø 44 - Halter						
→	☐; für erhöhte Nutzlast	24.3441-9958.5				240672	ATE Ø 44 - Halter						










	kW			 	! #		
<b>BMW - 3 Touring (E91) 12/04→12/12</b>							
<b>Bremssattel</b>							
325 i xDrive	160	09/07→06/12	←	☐; Motorcode: N52N; nicht für erhöhte Nutzlast		11.9571-9753.2 220929	ATE Ø 57 - Halter
325 xi	160	08/05→08/11					
325 xi	160	09/07→06/12	←	☐; Motorcode: N52N; nicht für erhöhte Nutzlast		11.9571-9754.2 220930	ATE Ø 57 - Halter
			→	☐; Motorcode: N52N; nicht für erhöhte Nutzlast		11.9421-9911.2 220825	ATE Ø 42 - Halter
			→	☐; Motorcode: N52N; nicht für erhöhte Nutzlast		11.9421-9912.2 220826	ATE Ø 42 - Halter
			→	☐; Motorcode: N52/N53		24.3441-9957.5 240671	ATE Ø 44 - Halter
			→	☐; Motorcode: N52N; für erhöhte Nutzlast		24.3441-9957.5 240671	ATE Ø 44 - Halter
			→	☐; Motorcode: N52/N53		24.3441-9958.5 240672	ATE Ø 44 - Halter
			→	☐; Motorcode: N52N; für erhöhte Nutzlast		24.3441-9958.5 240672	ATE Ø 44 - Halter
<b>Halter, Bremssattel</b>							
316 d	85	09/09→06/12	→		2	11.8170-0755.1 260119	ATE
316 i	90	05/08→05/12					
318 d	90	09/05→08/07					
318 d	100	07/07→06/12					
318 d	105	09/07→06/12					
318 i	95	01/06→08/07					
318 i	100	09/07→03/12					
318 i	105	05/07→05/12					
320 i	110	09/05→06/12					
320 i	120	02/07→05/12					
320 i	125	02/07→12/12					
323 i	140	09/06→07/08					
320 d	110	12/04→08/07	→	nicht für Behördenfahrzeuge	2	11.8170-0755.1 260119	ATE
320 d	120	12/04→06/12					
320 d	130	02/07→12/10					
320 d	135	03/10→05/12					
320 d	145	02/07→02/10					
320 d	147	03/10→05/12					
320 d xDrive	120	07/09→06/12					
320 d xDrive	130	02/08→02/10					
320 d xDrive	135	03/10→05/12					
320 d xDrive	145	02/08→02/10					
320 d xDrive	147	03/10→05/12					
323 i	130	04/06→06/07	→	09/06→	2	11.8170-0755.1 260119	ATE
325 i	155	12/04→12/10	→	nicht für erhöhte Nutzlast	2	11.8170-0755.1 260119	ATE
325 i	160	12/04→12/12					
325 i	155	09/07→06/12					
325 i	160	09/07→06/12					
325 i xDrive	160	09/07→06/12	→	Motorcode: N52N; nicht für erhöhte Nutzlast	2	11.8170-0755.1 260119	ATE
325 xi	160	08/05→08/11					
325 xi	160	09/07→06/12					
<b>Feder, Bremssattel</b>							
316 d	85	09/09→06/12	←		2	11.8116-0137.1 390612	ATE
316 i	90	05/08→05/12					
318 d	90	09/05→08/07	→		2	11.8116-0066.1 390577	ATE
318 d	100	07/07→06/12					
318 d	105	09/07→06/12					
318 i	95	01/06→08/07					
320 i	125	02/07→12/12					
323 i	140	09/06→07/08					
318 i	100	09/07→03/12	←	nicht für erhöhte Nutzlast	2	11.8116-0137.1 390612	ATE
318 i	105	05/07→05/12	←	für erhöhte Nutzlast	2	11.8116-0137.1 390612	ATE
			→		2	11.8116-0066.1 390577	ATE
320 d	110	12/04→08/07	←		2	11.8116-0137.1 390612	ATE
320 d	120	12/04→06/12					
320 d	130	02/07→12/10	→	nicht für Behördenfahrzeuge	2	11.8116-0066.1 390577	ATE
320 d	135	03/10→05/12	→	für Behördenfahrzeuge	2	11.8116-0296.1 390445	ATE
320 d	145	02/07→02/10					
320 d xDrive	120	07/09→06/12					
320 d xDrive	130	02/08→02/10					
320 d xDrive	135	03/10→05/12					
320 d xDrive	145	02/08→02/10					
320 d xDrive	147	03/10→05/12					
320 d	147	03/10→05/12			2	11.8116-0137.1 390612	ATE
			→	nicht für Behördenfahrzeuge	2	11.8116-0066.1 390577	ATE
			→	für Behördenfahrzeuge	2	11.8116-0296.1 390445	ATE
320 i	110	09/05→06/12		→ 05/12; Motorcode: N46	2	11.8116-0137.1 390612	ATE
				→ 05/12; Motorcode: N46N	2	11.8116-0137.1 390612	ATE
↓							

	kW			 	! #		
<b>BMW - 3 Touring (E91) 12/04→12/12</b>							
<b>Feder, Bremssattel</b>							
320 i	110	09/05→06/12	➡	→ 08/07	2	11.8116-0066.1 390577	ATE
320 i	120	02/07→05/12	➡		2	11.8116-0066.1 390577	ATE
						11.8116-0137.1 390612	ATE
323 i	130	04/06→06/07		09/06→	2	11.8116-0137.1 390612	ATE
			➡	09/06→	2	11.8116-0066.1 390577	ATE
325 d	145	09/06→06/12	⬅	nicht für Behördenfahrzeuge	2	11.8116-0137.1 390612	ATE
325 d	150	02/10→06/12	⬅	für Behördenfahrzeuge	2	11.8116-0315.2 390447	ATE
			➡		2	11.8116-0296.1 390445	ATE
325 i	155	12/04→12/10	⬅		2	11.8116-0137.1 390612	ATE
325 i	155	09/07→06/12	➡	nicht für erhöhte Nutzlast	2	11.8116-0066.1 390577	ATE
			➡	für erhöhte Nutzlast	2	11.8116-0296.1 390445	ATE
325 i	160	12/04→12/12	⬅	für erhöhte Nutzlast	2	11.8116-0137.1 390612	ATE
			⬅	Motorcode: N52N/N53/N52; nicht für erhöhte Nutzlast	2	11.8116-0137.1 390612	ATE
			➡	nicht für erhöhte Nutzlast	2	11.8116-0066.1 390577	ATE
			➡	für erhöhte Nutzlast	2	11.8116-0296.1 390445	ATE
325 i	160	09/07→06/12	⬅	Motorcode: N52N/N53; nicht für erhöhte Nutzlast	2	11.8116-0137.1 390612	ATE
			⬅	für erhöhte Nutzlast	2	11.8116-0137.1 390612	ATE
			➡	nicht für erhöhte Nutzlast	2	11.8116-0066.1 390577	ATE
			➡	für erhöhte Nutzlast	2	11.8116-0296.1 390445	ATE
325 i xDrive	160	09/07→06/12		Motorcode: N52/N53/N52N	2	11.8116-0137.1 390612	ATE
			➡	Motorcode: N52N; nicht für erhöhte Nutzlast	2	11.8116-0066.1 390577	ATE
			➡	Motorcode: N52N; für erhöhte Nutzlast	2	11.8116-0296.1 390445	ATE
			➡	Motorcode: N52/N53	2	11.8116-0296.1 390445	ATE
325 xi	160	08/05→08/11	⬅	Motorcode: N52N	2	11.8116-0137.1 390612	ATE
325 xi	160	09/07→06/12	⬅	Motorcode: N52/N53	2	11.8116-0137.1 390612	ATE
			➡	Motorcode: N52N; nicht für erhöhte Nutzlast	2	11.8116-0066.1 390577	ATE
			➡	Motorcode: N52/N53	2	11.8116-0296.1 390445	ATE
			➡	Motorcode: N52N; für erhöhte Nutzlast	2	11.8116-0296.1 390445	ATE
330 d	155	12/04→05/12	⬅	→ 08/07	2	11.8116-0137.1 390612	ATE
			⬅	10/09→	2	11.8116-0137.1 390612	ATE
			⬅	09/07→ 09/09	2	11.8116-0315.2 390447	ATE
			➡		2	11.8116-0296.1 390445	ATE
330 d	170	12/04→08/08	⬅	→ 08/07	2	11.8116-0137.1 390612	ATE
			⬅	09/07→	2	11.8116-0315.2 390447	ATE
			➡	06/05→	2	11.8116-0296.1 390445	ATE
330 d	180	02/08→05/12	⬅	10/09→; nicht für erhöhte Nutzlast	2	11.8116-0137.1 390612	ATE
			⬅	→ 09/09; nicht für erhöhte Nutzlast	1	11.8116-0315.2 390447	ATE
			⬅	für erhöhte Nutzlast	2	11.8116-0315.2 390447	ATE
			➡		2	11.8116-0296.1 390445	ATE
330 d xDrive	180	01/09→06/12	⬅	10/09→; nicht für erhöhte Nutzlast	2	11.8116-0137.1 390612	ATE
			⬅	→ 09/09; nicht für erhöhte Nutzlast	2	11.8116-0315.2 390447	ATE
			⬅	für erhöhte Nutzlast	2	11.8116-0315.2 390447	ATE
			➡		2	11.8116-0296.1 390445	ATE
330 i	190	08/05→08/07	⬅		2	11.8116-0137.1 390612	ATE
330 xi	190	09/05→08/07	➡		2	11.8116-0296.1 390445	ATE
330 i	200	09/07→06/12	⬅	10/09→	2	11.8116-0137.1 390612	ATE
330 i xDrive	200	09/07→06/12	⬅	→ 09/09	2	11.8116-0315.2 390447	ATE
			➡		2	11.8116-0296.1 390445	ATE
330 xd	170	09/05→06/12	⬅		2	11.8116-0137.1 390612	ATE
						11.8116-0315.2 390447	ATE
			➡		2	11.8116-0296.1 390445	ATE
330 xi	200	09/07→06/12	⬅	10/09→		11.8116-0137.1 390612	ATE
↓							











	kW			 	! #		
<b>BMW - 3 Touring (E91) 12/04→12/12</b>							
<b>Feder, Bremssattel</b>							
330 xi	200	09/07→06/12	←	→ 09/09	2	11.8116-0315.2 390447	ATE
			→		2	11.8116-0296.1 390445	ATE
335 d	210	09/06→06/12	←		2	11.8116-0315.2 390447	ATE
335 i	225	09/06→06/12	←				
335 i	240	09/06→06/12	→		2	11.8116-0296.1 390445	ATE
335 i xDrive	225	09/08→06/12					
335 i xDrive	240	09/08→06/12					
335 xi	225	03/07→08/08					
335 xi	240	03/07→08/08					
<b>Führungshülzensatz, Bremssattel</b>							
316 d	85	09/09→06/12	←			11.0101-5402.2 260009	ATE
316 i	90	05/08→05/12					
318 d	90	09/05→08/07	→			11.0101-5402.2 260009	ATE
318 d	100	07/07→06/12					
318 d	105	09/07→06/12					
318 i	95	01/06→08/07					
320 d	110	12/04→08/07					
320 d	120	12/04→06/12					
320 d	130	02/07→12/10					
320 d	135	03/10→05/12					
320 d	145	02/07→02/10					
320 d	147	03/10→05/12					
320 d xDrive	120	07/09→06/12					
320 d xDrive	130	02/08→02/10					
320 d xDrive	135	03/10→05/12					
320 d xDrive	145	02/08→02/10					
320 d xDrive	147	03/10→05/12					
320 i	120	02/07→05/12					
320 i	125	02/07→12/12					
323 i	140	09/06→07/08					
325 i	155	12/04→12/10					
325 i	160	12/04→12/12					
325 i	155	09/07→06/12					
330 i	190	08/05→08/07					
330 xi	190	09/05→08/07					
318 i	100	09/07→03/12	←	nicht für erhöhte Nutzlast		11.0101-5402.2 260009	ATE
318 i	105	05/07→05/12	←	für erhöhte Nutzlast		11.0101-5402.2 260009	ATE
			→			11.0101-5402.2 260009	ATE
320 i	110	09/05→06/12	←	Motorcode: N46N		11.0101-5402.2 260009	ATE
			←	Motorcode: N46		11.0101-5402.2 260009	ATE
			→			11.0101-5402.2 260009	ATE
323 i	130	04/06→06/07	←	09/06→		11.0101-5402.2 260009	ATE
			→	09/06→		11.0101-5402.2 260009	ATE
325 d	145	09/06→06/12	←	nicht für Behördenfahrzeuge		11.0101-5402.2 260009	ATE
325 d	150	02/10→06/12	←	für Behördenfahrzeuge		11.0101-6006.2 260098	ATE
			→			11.0101-5402.2 260009	ATE
325 i	160	09/07→06/12	←	Motorcode: N52N/N53; nicht für erhöhte Nutzlast		11.0101-5402.2 260009	ATE
			←	für erhöhte Nutzlast		11.0101-5402.2 260009	ATE
			→			11.0101-5402.2 260009	ATE
325 i xDrive	160	09/07→06/12	←	Motorcode: N52N/N53(N52)		11.0101-5402.2 260009	ATE
			→	Motorcode: N52/N53/N52N		11.0101-5402.2 260009	ATE
325 xi	160	08/05→08/11	←	Motorcode: N52/N53		11.0101-5402.2 260009	ATE
325 xi	160	09/07→06/12	←	Motorcode: N52N		11.0101-5402.2 260009	ATE
			→	Motorcode: N52N		11.0101-5402.2 260009	ATE
			→	Motorcode: N52/N53		11.0101-5402.2 260009	ATE
330 d	155	12/04→05/12	←	→ 08/07		11.0101-5402.2 260009	ATE
			←	10/09→		11.0101-5402.2 260009	ATE
			←	09/07→ 09/09		11.0101-6006.2 260098	ATE
			→			11.0101-5402.2 260009	ATE
330 d	170	12/04→08/08	←	→ 08/07		11.0101-5402.2 260009	ATE
			←	09/07→		11.0101-6006.2 260098	ATE
			→			11.0101-5402.2 260009	ATE
330 d	180	02/08→05/12	←	nicht für erhöhte Nutzlast		11.0101-5402.2 260009	ATE
330 d xDrive	180	01/09→06/12					
↓							











	kW			 	! #		
<b>BMW - 3 Touring (E91) 12/04→12/12</b>							
<b>Führungshülzensatz, Bremssattel</b>							
330 d	180	02/08→05/12	←	für erhöhte Nutzlast		11.0101-6006.2 260098	ATE
330 d xDrive	180	01/09→06/12	→			11.0101-5402.2 260009	ATE
330 i	200	09/07→06/12	←	10/09→		11.0101-5402.2 260009	ATE
330 i xDrive	200	09/07→06/12	←	→ 09/09		11.0101-6006.2 260098	ATE
			→			11.0101-5402.2 260009	ATE
330 xd	170	09/05→06/12	←			11.0101-5402.2 260009	ATE
			→			11.0101-6006.2 260098	ATE
			→			11.0101-5402.2 260009	ATE
330 xi	200	09/07→06/12	←			11.0101-5402.2 260009	ATE
			←	→ 09/09		11.0101-6006.2 260098	ATE
			→			11.0101-5402.2 260009	ATE
335 d	210	09/06→06/12	←			11.0101-6006.2 260098	ATE
335 i	225	09/06→06/12	→			11.0101-5402.2 260009	ATE
335 i	240	09/06→06/12	→				
335 i xDrive	225	09/08→06/12					
335 i xDrive	240	09/08→06/12					
335 xi	225	03/07→08/08					
335 xi	240	03/07→08/08					
<b>Führungsbolzen, Bremssattel</b>							
316 d	85	09/09→06/12	←			11.8171-0008.1 990049	ATE
316 i	90	05/08→05/12	→			11.8171-0008.1 990049	ATE
318 d	90	09/05→08/07	→				
318 d	100	07/07→06/12					
318 d	105	09/07→06/12					
318 i	95	01/06→08/07					
320 d	110	12/04→08/07					
320 d	120	12/04→06/12					
320 d	130	02/07→12/10					
320 d	135	03/10→05/12					
320 d	145	02/07→02/10					
320 d	147	03/10→05/12					
320 d xDrive	120	07/09→06/12					
320 d xDrive	130	02/08→02/10					
320 d xDrive	135	03/10→05/12					
320 d xDrive	145	02/08→02/10					
320 d xDrive	147	03/10→05/12					
320 i	120	02/07→05/12					
320 i	125	02/07→12/12					
323 i	140	09/06→07/08					
325 i	155	12/04→12/10					
325 i	160	12/04→12/12					
325 i	155	09/07→06/12					
330 i	190	08/05→08/07					
330 xi	190	09/05→08/07					
318 i	100	09/07→03/12	←	nicht für erhöhte Nutzlast		11.8171-0008.1 990049	ATE
318 i	105	05/07→05/12	←	für erhöhte Nutzlast		11.8171-0008.1 990049	ATE
			→			11.8171-0008.1 990049	ATE
320 i	110	09/05→06/12	←	Motorcode: N46N		11.8171-0008.1 990049	ATE
			←	Motorcode: N46		11.8171-0008.1 990049	ATE
			→			11.8171-0008.1 990049	ATE
323 i	130	04/06→06/07		09/06→		11.8171-0008.1 990049	ATE
325 d	145	09/06→06/12	←			11.8171-0008.1 990049	ATE
325 d	150	02/10→06/12	←	für Behördenfahrzeuge		11.8171-0067.1 250153	ATE
			→			11.8171-0008.1 990049	ATE
325 i	160	09/07→06/12	←	Motorcode: N52N/N53; nicht für erhöhte Nutzlast		11.8171-0008.1 990049	ATE
			←	für erhöhte Nutzlast		11.8171-0008.1 990049	ATE
			→	für erhöhte Nutzlast		11.8171-0008.1 990049	ATE
325 i xDrive	160	09/07→06/12	←	Motorcode: N52/N53/N25N		11.8171-0008.1 990049	ATE
			→	Motorcode: N52/N53/N25N		11.8171-0008.1 990049	ATE
325 xi	160	08/05→08/11	←	Motorcode: N52/N53		11.8171-0008.1 990049	ATE
325 xi	160	09/07→06/12	←	Motorcode: N52N		11.8171-0008.1 990049	ATE
			→	Motorcode: N52N; für erhöhte Nutzlast		11.8171-0008.1 990049	ATE
			→	Motorcode: N52/N53		11.8171-0008.1 990049	ATE
330 d	155	12/04→05/12		09/07→ 09/09		11.8171-0067.1 250153	ATE
↓							

	kW			 	! #		
<b>BMW - 3 Touring (E91) 12/04→12/12</b>							
<b>Führungsbolzen, Bremsattel</b>							
330 d	155	12/04→05/12	←			11.8171-0008.1 990049	ATE
			→			11.8171-0008.1 990049	ATE
330 d	170	12/04→08/08	←	→ 08/07		11.8171-0008.1 990049	ATE
			←	09/07→		11.8171-0008.1 990049	ATE
			←			11.8171-0067.1 250153	ATE
			→			11.8171-0008.1 990049	ATE
330 d	180	02/08→05/12	←			11.8171-0008.1 990049	ATE
330 d xDrive	180	01/09→06/12	←	→ 09/09; nicht für erhöhte Nutzlast		11.8171-0067.1 250153	ATE
			←	für erhöhte Nutzlast		11.8171-0067.1 250153	ATE
			→			11.8171-0008.1 990049	ATE
330 i	200	09/07→06/12	←			11.8171-0008.1 990049	ATE
330 i xDrive	200	09/07→06/12	←			11.8171-0008.1 990049	ATE
330 xi	200	09/07→06/12	←	→ 09/09		11.8171-0067.1 250153	ATE
			→			11.8171-0008.1 990049	ATE
330 xd	170	09/05→06/12	←			11.8171-0008.1 990049	ATE
335 d	210	09/06→06/12	←			11.8171-0067.1 250153	ATE
335 i	225	09/06→06/12	←			11.8171-0067.1 250153	ATE
335 i	240	09/06→06/12	→			11.8171-0008.1 990049	ATE
335 i xDrive	225	09/08→06/12	←			11.8171-0067.1 250153	ATE
335 i xDrive	240	09/08→06/12	←			11.8171-0067.1 250153	ATE
335 xi	225	03/07→08/08	←			11.8171-0067.1 250153	ATE
335 xi	240	03/07→08/08	←			11.8171-0067.1 250153	ATE
<b>Bremsschlauch</b>							
316 d	85	09/09→06/12	←	→ 05/12	2	24.5174-0526.3 331365	L= 526
318 d	105	09/07→06/12	→	am Bremsattel; → 05/12	2	24.5125-0230.3 331277	L= 230
						24.5137-0221.3 331302	L= 221
			→	→ 05/12	2	83.7850-0180.3 331054	L= 180
316 i	90	05/08→05/12	←		2	24.5174-0526.3 331365	L= 526
318 d	90	09/05→08/07	←		2	24.5125-0230.3 331277	L= 230
318 d	100	07/07→06/12	→	am Bremsattel	2	24.5125-0230.3 331277	L= 230
318 i	95	01/06→08/07	→			24.5137-0221.3 331302	L= 221
318 i	100	09/07→03/12	→		2	83.7850-0180.3 331054	L= 180
318 i	105	05/07→05/12	→		2	83.7850-0180.3 331054	L= 180
320 d	130	02/07→12/10	→				
320 d	135	03/10→05/12	→				
320 d	145	02/07→02/10	→				
320 d	147	03/10→05/12	→				
320 i	120	02/07→05/12	→				
320 i	125	02/07→12/12	→				
323 i	140	09/06→07/08	→				
325 d	145	09/06→06/12	→				
325 d	150	02/10→06/12	→				
325 i	155	09/07→06/12	→				
325 i	160	09/07→06/12	→				
330 d	180	02/08→05/12	→				
330 i	190	08/05→08/07	→				
330 i	200	09/07→06/12	→				
335 d	210	09/06→06/12	→				
335 i	225	09/06→06/12	→				
335 i	240	09/06→06/12	→				
320 d	110	12/04→08/07	←	07/05→	2	24.5174-0526.3 331365	L= 526
320 d	120	12/04→06/12	→		2	24.5125-0230.3 331277	L= 230
325 i	155	12/04→12/10	→	am Bremsattel	2	24.5125-0230.3 331277	L= 230
325 i	160	12/04→12/12	→			24.5137-0221.3 331302	L= 221
330 d	155	12/04→05/12	→		2	83.7850-0180.3 331054	L= 180
330 d	170	12/04→08/08	→		2	83.7850-0180.3 331054	L= 180
320 d xDrive	120	07/09→06/12	←		2	24.5113-0440.3 331239	L= 440
320 d xDrive	130	02/08→02/10	→		2	24.5125-0230.3 331277	L= 230
320 d xDrive	135	03/10→05/12	→	am Bremsattel	2	24.5125-0230.3 331277	L= 230
320 d xDrive	145	02/08→02/10	→			24.5137-0221.3 331302	L= 221
320 d xDrive	147	03/10→05/12	→		2	83.7850-0180.3 331054	L= 180
325 i xDrive	160	09/07→06/12	→				
325 xi	160	08/05→08/11	→				
325 xi	160	09/07→06/12	→				
330 d xDrive	180	01/09→06/12	→				
330 i xDrive	200	09/07→06/12	→				
330 xd	170	09/05→06/12	→				
330 xi	190	09/05→08/07	→				
330 xi	200	09/07→06/12	→				
335 i xDrive	225	09/08→06/12	→				
335 i xDrive	240	09/08→06/12	→				
335 xi	225	03/07→08/08	→				
335 xi	240	03/07→08/08	→				
↓							





	kW			 	! #		
<b>BMW - 3 Touring (E91) 12/04→12/12</b>							
 <b>Bremsschlauch</b>							
320 i	110	09/05→06/12	←	→ 08/07	2	24.5174-0526.3 331365	L= 526
			→	am Bremssattel; → 08/07	2	24.5125-0230.3 331277 24.5137-0221.3 331302	L= 230 L= 221
			→	→ 08/07	2	83.7850-0180.3 331054	L= 180
323 i	130	04/06→06/07	←	09/06→	2	24.5174-0526.3 331365	L= 526
			→	am Bremssattel; 09/06→	2	24.5125-0230.3 331277 24.5137-0221.3 331302	L= 230 L= 221
			→	09/06→	2	83.7850-0180.3 331054	L= 180
<b>BMW - 3 Touring (F31) 07/11→</b>							
 <b>Bremsschlauch</b>							
316 d	85	02/12→	←	05/12→	2	24.5169-0590.3 331422	L= 355
318 d	100	07/11→	→	05/12→	2	24.5125-0230.3 331277	L= 230
318 d	105	07/11→06/15					
320 d	120	07/11→					
320 d	135	07/11→02/16					
320 d	147	07/11→02/16					
328 i	180	01/12→06/15					
330 d	190	01/12→					
316 i	100	03/12→08/16	←	03/13→	2	24.5169-0590.3 331422	L= 355
320 d xDrive	120	01/12→	→	03/13→	2	24.5125-0230.3 331277	L= 230
320 d xDrive	135	01/12→06/15					
320 d xDrive	147	01/12→06/15					
328 i xDrive	180	06/12→06/16					
330 d xDrive	190	06/12→					
335 i	225	07/12→06/15					
335 i	240	07/12→07/13					
335 i xDrive	225	07/12→06/15					
335 i xDrive	240	07/12→07/13					
318 d	110	09/14→	←	07/15→	2	24.5169-0590.3 331422	L= 355
318 d xDrive	110	03/15→	→	07/15→	2	24.5125-0230.3 331277	L= 230
318 i	100	01/15→					
320 d	140	09/14→					
330 i	185	09/14→					
330 i xDrive	185	10/14→					
340 i	240	10/14→					
340 i	265	10/14→					
340 i xDrive	240	10/14→					
340 i xDrive	265	10/14→					
318 d xDrive	105	01/13→05/15	←	05/13→	2	24.5169-0590.3 331422	L= 355
			→	05/13→	2	24.5125-0230.3 331277	L= 230
320 d xDrive	140	07/15→	←		2	24.5169-0590.3 331422	L= 355
320 i	120	02/12→06/15	→		2	24.5125-0230.3 331277	L= 230
320 i	135	02/12→06/15					
320 i	135	10/14→					
320 i xDrive	120	01/12→06/15					
320 i xDrive	135	01/12→06/15					
320 i xDrive	135	09/14→					
335 i	250	07/13→06/15					
335 i xDrive	250	07/13→06/15					
325 d	155	09/12→02/16	←	04/13→	2	24.5169-0590.3 331422	L= 355
325 d	160	09/12→02/16	→	04/13→	2	24.5125-0230.3 331277	L= 230
325 d	165	04/15→	←	03/16→	2	24.5169-0590.3 331422	L= 355
			→	03/16→	2	24.5125-0230.3 331277	L= 230
330 d	210	01/12→	←	09/15→	2	24.5169-0590.3 331422	L= 355
330 d xDrive	210	06/12→	→	09/15→	2	24.5125-0230.3 331277	L= 230
335 d xDrive	230	04/13→	←	11/13→	2	24.5169-0590.3 331422	L= 355
			→	11/13→	2	24.5125-0230.3 331277	L= 230
<b>BMW - 4 Cabriolet (F33, F83) 10/13→</b>							
 <b>Bremsschlauch</b>							
420 d	120	10/13→	←		2	24.5169-0590.3 331422	L= 355
420 d	135	10/13→07/15	→		2	24.5125-0230.3 331277	L= 230
420 d	140	07/15→					
420 d	147	10/13→07/15					
420 i	120	07/14→					
420 i	120	02/16→					
420 i	135	07/14→					
420 i	135	02/16→					
425 d	155	07/14→					
425 d	160	07/14→					
↓							

	kW			 	! #						
<b>BMW - 4 Cabriolet (F33, F83) 10/13→</b>											
 <b>Bremsschlauch</b>											
425 d	165	03/16→	←		2	24.5169-0590.3 331422	L= 355				
428 i	180	10/13→	→		2	24.5125-0230.3 331277	L= 230				
428 i xDrive	180	01/14→									
430 d	190	07/14→									
430 i	185	03/16→									
430 i xDrive	185	03/16→									
435 d xDrive	230	07/14→									
435 i	225	10/13→									
435 i	250	10/13→									
435 i xDrive	225	07/14→									
435 i xDrive	250	07/14→									
440 i	240	03/16→									
440 i	265	03/16→									
440 i xDrive	240	03/16→									
440 i xDrive	265	03/16→									
430 d	210	10/13→	←	07/14→	2	24.5169-0590.3 331422	L= 355				
			→	07/14→	2	24.5125-0230.3 331277	L= 230				
<b>BMW - 4 Coupe (F32, F82) 07/13→</b>											
 <b>Bremsschlauch</b>											
418 d	100	03/15→	←		2	24.5169-0590.3 331422	L= 355				
418 d	110	03/15→	→		2	24.5125-0230.3 331277	L= 230				
418 i	100	02/16→									
420 d	120	07/13→									
420 d	135	07/13→03/15									
420 d	140	03/15→									
420 d	147	07/13→03/15									
420 d xDrive	120	11/13→									
420 d xDrive	135	11/13→03/15									
420 d xDrive	140	03/15→									
420 d xDrive	147	11/13→03/15									
420 i	120	11/13→									
420 i	120	02/16→									
420 i	135	11/13→									
420 i	135	02/16→									
420 i xDrive	120	11/13→									
420 i xDrive	120	02/16→									
420 i xDrive	135	11/13→									
420 i xDrive	135	02/16→									
425 d	165	03/16→									
428 i	180	07/13→									
428 i xDrive	180	07/13→									
430 d	190	11/13→									
430 d	210	11/13→									
430 i	185	03/16→									
430 i xDrive	185	03/16→									
435 d xDrive	230	11/13→									
435 i	225	07/13→									
435 i	250	07/13→									
435 i xDrive	225	07/13→									
435 i xDrive	250	07/13→									
440 i	240	03/16→									
440 i	265	03/16→									
440 i xDrive	240	03/16→									
440 i xDrive	265	03/16→									
425 d	155	01/14→	←	03/14→	2	24.5169-0590.3 331422	L= 355				
425 d	160	01/14→	→	03/14→	2	24.5125-0230.3 331277	L= 230				
430 d xDrive	190	01/14→									
430 d xDrive	210	11/13→									
<b>BMW - 4 Gran Coupe (F36) 03/14→</b>											
 <b>Bremsschlauch</b>											
418 d	100	03/14→	←		2	24.5169-0590.3 331422	L= 355				
418 d	105	03/14→	→		2	24.5125-0230.3 331277	L= 230				
418 d	110	07/15→									
418 i	100	07/15→									
420 d	120	03/14→									
420 d	135	03/14→03/15									
420 d	140	03/15→									
420 d	147	03/14→03/15									
420 d xDrive	120	03/14→									
420 d xDrive	135	03/14→03/15									
420 d xDrive	140	03/15→									
420 d xDrive	147	03/14→03/15									
420 i	120	03/14→									
420 i	120	02/16→									
420 i	135	03/14→									
420 i	135	02/16→									
420 i xDrive	120	02/16→									
420 i xDrive	135	07/14→									
↓										24.5137-0221.3 331302	L= 221

### BMW - 4 Gran Coupe (F36) 03/14→

#### Bremsschlauch

420 i xDrive	135	02/16→	←		2	24.5169-0590.3	331422	L= 355
425 d	155	03/16→	→		2	24.5125-0230.3	331277	L= 230
425 d	165	03/16→						
428 i	180	03/14→			2	24.5137-0221.3	331302	L= 221
428 i xDrive	180	03/14→						
430 d	190	07/14→						
430 d	210	07/14→						
430 d xDrive	190	07/14→						
430 d xDrive	210	07/14→						
430 i	185	03/16→						
430 i xDrive	185	03/16→						
435 d xDrive	230	07/14→						
435 i	225	03/14→						
435 i	250	03/14→						
435 i xDrive	225	07/14→						
435 i xDrive	250	07/14→						
440 i	240	03/16→						
440 i	265	03/16→						
440 i xDrive	240	03/16→						
440 i xDrive	265	03/16→						
420 i xDrive	120	03/14→	←	07/14→	2	24.5169-0590.3	331422	L= 355
			→	07/14→	2	24.5125-0230.3	331277	L= 230
						24.5137-0221.3	331302	L= 221








### BMW - 5 (E34) 12/87→12/95










#### Bremssattel

518 i	83	08/89→09/95	←			24.3601-8501.5	240533	ATE Ø 60 - Halter
518 i	85	08/89→09/95	←			24.3601-8502.5	240534	ATE Ø 60 - Halter
			→			24.3381-8503.5	240515	ATE Ø 38 - Halter
			→			24.3381-8504.5	240516	ATE Ø 38 - Halter
520 i 24V	110	09/89→09/95	←	☐; nicht für Behördenfahrzeuge		24.3601-8501.5	240533	ATE Ø 60 - Halter
			←	☐; nicht für Behördenfahrzeuge		24.3601-8502.5	240534	ATE Ø 60 - Halter
			←	☐; für Behördenfahrzeuge		24.3601-8505.5	240537	ATE Ø 60 - Halter
			←	☐; für Behördenfahrzeuge		24.3601-8506.5	240538	ATE Ø 60 - Halter
			→	☐		24.3381-8503.5	240515	ATE Ø 38 - Halter
			→	☐		24.3381-8504.5	240516	ATE Ø 38 - Halter
524 td	85	03/88→09/95	←	☐; → 08/91		24.3601-8501.5	240533	ATE Ø 60 - Halter
			←	☐; → 08/91		24.3601-8502.5	240534	ATE Ø 60 - Halter
			→	☐; → 08/91		24.3381-8503.5	240515	ATE Ø 38 - Halter
			→	☐; → 08/91		24.3381-8504.5	240516	ATE Ø 38 - Halter
525 i 24V	141	09/89→12/95	←	☐		24.3601-8505.5	240537	ATE Ø 60 - Halter
530 i V8	160	09/92→09/95	←	☐		24.3601-8506.5	240538	ATE Ø 60 - Halter
535 i	155	01/88→09/95	→	☐		24.3381-8503.5	240515	ATE Ø 38 - Halter
			→	☐		24.3381-8504.5	240516	ATE Ø 38 - Halter
525 iX 24V	141	10/91→09/95	→	☐		24.3381-8503.5	240515	ATE Ø 38 - Halter
			→	☐		24.3381-8504.5	240516	ATE Ø 38 - Halter
525 td	85	04/93→09/95	←	☐		24.3601-8501.5	240533	ATE Ø 60 - Halter
525 tds	105	09/91→09/95	←	☐		24.3601-8502.5	240534	ATE Ø 60 - Halter
			→	☐		24.3381-8503.5	240515	ATE Ø 38 - Halter
			→	☐		24.3381-8504.5	240516	ATE Ø 38 - Halter
530 i	160	09/94→11/95	←	☐; → 09/95		24.3601-8505.5	240537	ATE Ø 60 - Halter
			←	☐; → 09/95		24.3601-8506.5	240538	ATE Ø 60 - Halter
			→	☐; → 09/95		24.3381-8503.5	240515	ATE Ø 38 - Halter
			→	☐; → 09/95		24.3381-8504.5	240516	ATE Ø 38 - Halter
540 i V8	210	09/92→09/95	←	☐		24.3601-8503.5	240535	ATE Ø 60 - Halter
			←	☐		24.3601-8504.5	240536	ATE Ø 60 - Halter









#### Bremssattelhaltersatz








518 i	83	08/89→09/95	←		2	11.0230-0020.2	260023	ATE
518 i	85	08/89→09/95						
525 td	85	04/93→09/95						
525 tds	105	09/91→09/95						
520 i 24V	110	09/89→09/95	←	nicht für Behördenfahrzeuge	2	11.0230-0020.2	260023	ATE








	kW			 	! #		
<b>BMW - 5 (E34) 12/87→12/95</b>							
<b>Bremssattelhaltersatz</b>							
524 td	85	03/88→09/95	←	→ 08/91	2	11.0230-0020.2 260023	ATE
<b>Feder, Bremssattel</b>							
518 i	83	08/89→09/95	←		2	11.8116-0083.1 390501	ATE
518 i	85	08/89→09/95	→	+ ABS	2	11.8116-0066.1 390577	ATE
520 i 24V	110	09/89→09/95	←		2	11.8116-0083.1 390501	ATE
525 i 24V	141	09/89→12/95	→		2	11.8116-0066.1 390577	ATE
525 td	85	04/93→09/95	→		2	11.8116-0066.1 390577	ATE
525 tds	105	09/91→09/95					
530 i V8	160	09/92→09/95					
535 i	155	01/88→09/95					
524 td	85	03/88→09/95	←	→ 08/91	2	11.8116-0083.1 390501	ATE
			→	→ 08/91	2	11.8116-0066.1 390577	ATE
525 iX 24V	141	10/91→09/95	→		2	11.8116-0066.1 390577	ATE
540 i V8	210	09/92→09/95					
530 i	160	09/94→11/95	←	→ 09/95	2	11.8116-0083.1 390501	ATE
			→	→ 09/95	2	11.8116-0066.1 390577	ATE
M5	250	03/92→09/95		06/94→	2	11.8116-0315.2 390447	ATE
			→	→ 05/94	2	11.8116-0066.1 390577	ATE
<b>Führungshülzensatz, Bremssattel</b>							
518 i	83	08/89→09/95	←			11.0101-5402.2 260009	ATE
518 i	85	08/89→09/95	→	+ ABS		11.0101-5402.2 260009	ATE
520 i 24V	110	09/89→09/95	←			11.0101-5402.2 260009	ATE
525 i 24V	141	09/89→12/95	→			11.0101-5402.2 260009	ATE
525 iX 24V	141	10/91→09/95	→			11.0101-5402.2 260009	ATE
525 td	85	04/93→09/95					
525 tds	105	09/91→09/95					
530 i V8	160	09/92→09/95					
535 i	155	01/88→09/95					
540 i V8	210	09/92→09/95					
524 td	85	03/88→09/95	←	→ 08/91		11.0101-5402.2 260009	ATE
			→	→ 08/91		11.0101-5402.2 260009	ATE
530 i	160	09/94→11/95	←	→ 09/95		11.0101-5402.2 260009	ATE
			→	→ 09/95		11.0101-5402.2 260009	ATE
M5	250	03/92→09/95	←	→ 05/94		11.0101-5402.2 260009	ATE
			→	06/94→		11.0101-5402.2 260009	ATE
			→	→ 05/94		11.0101-5402.2 260009	ATE
<b>Führungsbolzen, Bremssattel</b>							
518 i	83	08/89→09/95	←			11.8171-0008.1 990049	ATE
518 i	85	08/89→09/95	→	+ ABS		11.8171-0008.1 990049	ATE
520 i 24V	110	09/89→09/95	←			11.8171-0008.1 990049	ATE
525 i 24V	141	09/89→12/95	→			11.8171-0008.1 990049	ATE
525 iX 24V	141	10/91→09/95	→			11.8171-0008.1 990049	ATE
525 td	85	04/93→09/95					
525 tds	105	09/91→09/95					
530 i V8	160	09/92→09/95					
535 i	155	01/88→09/95					
540 i V8	210	09/92→09/95					
524 td	85	03/88→09/95	←	→ 08/91		11.8171-0008.1 990049	ATE
			→	→ 08/91		11.8171-0008.1 990049	ATE
530 i	160	09/94→11/95	←	→ 09/95		11.8171-0008.1 990049	ATE
			→	→ 09/95		11.8171-0008.1 990049	ATE
M5	250	03/92→09/95	←	→ 05/94		11.8171-0008.1 990049	ATE
			→	06/94→		11.8171-0008.1 990049	ATE
			→	→ 05/94		11.8171-0008.1 990049	ATE
<b>Dichtungssatz, Bremssattel</b>							
518 i	83	08/89→09/95	←			11.0441-6003.2 250037	
518 i	85	08/89→09/95	→	+ ABS		11.0441-3803.2 250010	ATE
520 i 24V	110	09/89→09/95	←			11.0441-6003.2 250037	
525 i 24V	141	09/89→12/95	→			11.0441-3803.2 250010	ATE
525 iX 24V	141	10/91→09/95	→			11.0441-3803.2 250010	ATE
525 td	85	04/93→09/95					
↓							







	kw			 	! #		
<b>BMW - 5 (E34) 12/87→12/95</b>							
<b>Dichtungssatz, Bremsattel</b>							
525 tds	105	09/91→09/95	←			11.0441-6003.2 250037	
530 i V8	160	09/92→09/95	←			11.0441-3803.2 250010	ATE
535 i	155	01/88→09/95	→				
524 td	85	03/88→09/95	←	→ 08/91		11.0441-6003.2 250037	
			→	→ 08/91		11.0441-3803.2 250010	ATE
530 i	160	09/94→11/95	←	→ 09/95		11.0441-6003.2 250037	
			→	→ 09/95		11.0441-3803.2 250010	ATE
540 i V8	210	09/92→09/95	←			11.0441-6003.2 250037	
			→			11.0441-4002.2 250011	ATE
M5	250	03/92→09/95	←	→ 05/94		11.0441-6003.2 250037	
			→	→ 05/94		11.0441-4002.2 250011	ATE
			→	06/94→		11.0441-4002.2 250011	ATE
<b> Bremschlauch</b>							
518 i	83	08/89→09/95	←		2	24.5113-0423.3 331396	L= 423
518 i	85	08/89→09/95	→	am Bremsattel; + ABS	2	24.5170-0201.3 331450	L= 201
			→	+ ABS	2	24.5201-0204.3 331400	L= 204
			→	→ 08/91; - ABS	2	24.5201-0204.3 331400	L= 204
520 i 24V	110	09/89→09/95	←		2	24.5113-0423.3 331396	L= 423
525 i 24V	141	09/89→12/95	→	am Bremsattel	2	24.5170-0201.3 331450	L= 201
525 td	85	04/93→09/95	→		2	24.5201-0204.3 331400	L= 204
525 tds	105	09/91→09/95	→		2	24.5201-0204.3 331400	L= 204
530 i V8	160	09/92→09/95	→		2	24.5201-0204.3 331400	L= 204
535 i	155	01/88→09/95	→		2	24.5201-0204.3 331400	L= 204
540 i V8	210	09/92→09/95	→		2	24.5201-0204.3 331400	L= 204
M5	250	03/92→09/95	→		2	24.5201-0204.3 331400	L= 204
524 td	85	03/88→09/95	←	→ 08/91	2	24.5113-0423.3 331396	L= 423
			→	am Bremsattel; → 08/91	2	24.5170-0201.3 331450	L= 201
			→	→ 08/91	2	24.5201-0204.3 331400	L= 204
525 iX 24V	141	10/91→09/95	→	am Bremsattel	2	24.5170-0201.3 331450	L= 201
			→		2	24.5201-0204.3 331400	L= 204
530 i	160	09/94→11/95	←	→ 09/95	2	24.5113-0423.3 331396	L= 423
			→	am Bremsattel; → 09/95	2	24.5170-0201.3 331450	L= 201
			→	→ 09/95	2	24.5201-0204.3 331400	L= 204
<b>BMW - 5 (E39) 09/95→07/03</b>							
<b> Bremsattel</b>							
520 d	100	02/00→06/03	←	☐; 04/00→; für Behördenfahrzeuge		24.3601-1713.5 240355	ATE Ø 60 - Halter
			←	☐; 04/00→; für Behördenfahrzeuge		24.3601-1714.5 240356	ATE Ø 60 - Halter
			→	☐; 04/00→; nicht für Behördenfahrzeuge		11.9406-9995.2 220415	ATE Ø 40 - Halter
			→	☐; 04/00→; nicht für Behördenfahrzeuge		11.9406-9996.2 220416	ATE Ø 40 - Halter
			→	☐; 04/00→; für Behördenfahrzeuge		24.3406-9993.5 240637	ATE Ø 40 - Halter
			→	☐; 04/00→; für Behördenfahrzeuge		24.3406-9994.5 240638	ATE Ø 40 - Halter
520 i	100	04/99→06/03	←	☐; → 03/00; für Behördenfahrzeuge		24.3601-1713.5 240355	ATE Ø 60 - Halter
			←	☐; 04/00→; für Behördenfahrzeuge		24.3601-1713.5 240355	ATE Ø 60 - Halter
			←	☐; → 03/00; für Behördenfahrzeuge		24.3601-1714.5 240356	ATE Ø 60 - Halter
			←	☐; 04/00→; für Behördenfahrzeuge		24.3601-1714.5 240356	ATE Ø 60 - Halter
			→	☐; nicht für Behördenfahrzeuge		11.9406-9995.2 220415	ATE Ø 40 - Halter
			→	☐; nicht für Behördenfahrzeuge		11.9406-9996.2 220416	ATE Ø 40 - Halter
			→	☐; für Behördenfahrzeuge		24.3406-9993.5 240637	ATE Ø 40 - Halter
			→	☐; für Behördenfahrzeuge		24.3406-9994.5 240638	ATE Ø 40 - Halter
520 i	110	01/96→06/03	←	☐; 03/96→ 03/00; für Behördenfahrzeuge		24.3601-1713.5 240355	ATE Ø 60 - Halter
			←	☐; 04/00→; für Behördenfahrzeuge		24.3601-1713.5 240355	ATE Ø 60 - Halter
			←	☐; 04/00→; für Behördenfahrzeuge		24.3601-1714.5 240356	ATE Ø 60 - Halter
			←	☐; 03/96→ 03/00; für Behördenfahrzeuge		24.3601-1714.5 240356	ATE Ø 60 - Halter
			→	☐; 03/96→; nicht für Behördenfahrzeuge		11.9406-9995.2 220415	ATE Ø 40 - Halter










	kw			 	! #		
<b>BMW - 5 (E39) 09/95→07/03</b>							
<b> Bremssattel</b>							
520 i	110	01/96→06/03	➔	<input type="checkbox"/> ; 03/96→; nicht für Behördenfahrzeuge	11.9406-9996.2	220416	ATE Ø 40 - Halter
			➔	<input type="checkbox"/> ; 03/96→; für Behördenfahrzeuge	24.3406-9993.5	240637	ATE Ø 40 - Halter
			➔	<input type="checkbox"/> ; 03/96→; für Behördenfahrzeuge	24.3406-9994.5	240638	ATE Ø 40 - Halter
520 i	120	09/00→06/03	➔	<input type="checkbox"/> ; für Behördenfahrzeuge	24.3601-1713.5	240355	ATE Ø 60 - Halter
520 i	125	09/00→06/03	➔	<input type="checkbox"/> ; für Behördenfahrzeuge	24.3601-1714.5	240356	ATE Ø 60 - Halter
			➔	<input type="checkbox"/> ; nicht für Behördenfahrzeuge	11.9406-9995.2	220415	ATE Ø 40 - Halter
			➔	<input type="checkbox"/> ; nicht für Behördenfahrzeuge	11.9406-9996.2	220416	ATE Ø 40 - Halter
			➔	<input type="checkbox"/> ; für Behördenfahrzeuge	24.3406-9993.5	240637	ATE Ø 40 - Halter
			➔	<input type="checkbox"/> ; für Behördenfahrzeuge	24.3406-9994.5	240638	ATE Ø 40 - Halter
523 i	125	11/95→09/00	➔	<input type="checkbox"/> ; 12/95→ 08/98; nicht für Behördenfahrzeuge	11.9406-9995.2	220415	ATE Ø 40 - Halter
			➔	<input type="checkbox"/> ; 12/95→ 08/98; nicht für Behördenfahrzeuge	11.9406-9996.2	220416	ATE Ø 40 - Halter
			➔	<input type="checkbox"/> ; 12/95→ 08/98; für Behördenfahrzeuge	24.3406-9993.5	240637	ATE Ø 40 - Halter
			➔	<input type="checkbox"/> ; 09/98→	24.3406-9993.5	240637	ATE Ø 40 - Halter
			➔	<input type="checkbox"/> ; 09/98→	24.3406-9994.5	240638	ATE Ø 40 - Halter
			➔	<input type="checkbox"/> ; 12/95→ 08/98; für Behördenfahrzeuge	24.3406-9994.5	240638	ATE Ø 40 - Halter
525 d	120	02/00→06/03	➔	<input type="checkbox"/> ; 04/00→; für Behördenfahrzeuge	24.3601-1713.5	240355	ATE Ø 60 - Halter
			➔	<input type="checkbox"/> ; 04/00→; für Behördenfahrzeuge	24.3601-1714.5	240356	ATE Ø 60 - Halter
			➔	<input type="checkbox"/> ; 04/00→	24.3406-9993.5	240637	ATE Ø 40 - Halter
			➔	<input type="checkbox"/> ; 04/00→	24.3406-9994.5	240638	ATE Ø 40 - Halter
525 i	141	09/00→06/03	➔	<input type="checkbox"/> ; 10/00→; für Behördenfahrzeuge	24.3601-1713.5	240355	ATE Ø 60 - Halter
			➔	<input type="checkbox"/> ; 10/00→; für Behördenfahrzeuge	24.3601-1714.5	240356	ATE Ø 60 - Halter
			➔	<input type="checkbox"/> ; 10/00→	24.3406-9993.5	240637	ATE Ø 40 - Halter
			➔	<input type="checkbox"/> ; 10/00→	24.3406-9994.5	240638	ATE Ø 40 - Halter
525 td	85	01/97→06/03	➔	<input type="checkbox"/> ; → 09/00; nicht für Behördenfahrzeuge	11.9406-9995.2	220415	ATE Ø 40 - Halter
			➔	<input type="checkbox"/> ; → 09/00; nicht für Behördenfahrzeuge	11.9406-9996.2	220416	ATE Ø 40 - Halter
			➔	<input type="checkbox"/> ; → 09/00; für Behördenfahrzeuge	24.3406-9993.5	240637	ATE Ø 40 - Halter
			➔	<input type="checkbox"/> ; → 09/00; für Behördenfahrzeuge	24.3406-9994.5	240638	ATE Ø 40 - Halter
525 tds	105	01/96→06/03	➔	<input type="checkbox"/> ; 02/96→ 09/00; nicht für Behördenfahrzeuge	11.9406-9995.2	220415	ATE Ø 40 - Halter
			➔	<input type="checkbox"/> ; 02/96→ 09/00; nicht für Behördenfahrzeuge	11.9406-9996.2	220416	ATE Ø 40 - Halter
			➔	<input type="checkbox"/> ; 02/96→ 09/00; für Behördenfahrzeuge	24.3406-9993.5	240637	ATE Ø 40 - Halter
			➔	<input type="checkbox"/> ; 02/96→ 09/00; für Behördenfahrzeuge	24.3406-9994.5	240638	ATE Ø 40 - Halter
528 i	142	11/95→09/00	➔	<input type="checkbox"/> ; 12/95→	24.3406-9993.5	240637	ATE Ø 40 - Halter
			➔	<input type="checkbox"/> ; 12/95→	24.3406-9994.5	240638	ATE Ø 40 - Halter
530 d	135	08/98→09/00	➔	<input type="checkbox"/> ; 09/98→	24.3406-9993.5	240637	ATE Ø 40 - Halter
			➔	<input type="checkbox"/> ; 09/98→	24.3406-9994.5	240638	ATE Ø 40 - Halter
530 d	142	09/98→06/03	➔	<input type="checkbox"/> ; 10/00→	24.3601-1713.5	240355	ATE Ø 60 - Halter
			➔	<input type="checkbox"/> ; 10/00→	24.3601-1714.5	240356	ATE Ø 60 - Halter
			➔	<input type="checkbox"/>	24.3406-9993.5	240637	ATE Ø 40 - Halter
			➔	<input type="checkbox"/>	24.3406-9994.5	240638	ATE Ø 40 - Halter
530 i	170	09/00→06/03	➔	<input type="checkbox"/> ; 10/00→	24.3601-1713.5	240355	ATE Ø 60 - Halter
			➔	<input type="checkbox"/> ; 10/00→	24.3601-1714.5	240356	ATE Ø 60 - Halter
			➔	<input type="checkbox"/> ; 10/00→	24.3406-9993.5	240637	ATE Ø 40 - Halter
			➔	<input type="checkbox"/> ; 10/00→	24.3406-9994.5	240638	ATE Ø 40 - Halter
535 i	173	04/96→03/99	➔	<input type="checkbox"/> ; 09/97→	24.3601-1713.5	240355	ATE Ø 60 - Halter
			➔	<input type="checkbox"/> ; 09/97→	24.3601-1714.5	240356	ATE Ø 60 - Halter
			➔	<input type="checkbox"/> ; 05/96→	24.3406-9993.5	240637	ATE Ø 40 - Halter
			➔	<input type="checkbox"/> ; 05/96→	24.3406-9994.5	240638	ATE Ø 40 - Halter
535 i	180	04/99→06/03	➔	<input type="checkbox"/> ; → 03/00	24.3601-1713.5	240355	ATE Ø 60 - Halter
↓							

	kw			 	! #			
<b>BMW - 5 (E39) 09/95→07/03</b>								
<b>Bremssattel</b>								
535 i	180	04/99→06/03	←	☐; 04/00→	2	24.3601-1713.5	240355	ATE Ø 60 - Halter
			←	☐; 04/00→	2	24.3601-1714.5	240356	ATE Ø 60 - Halter
			←	☐; → 03/00	2	24.3601-1714.5	240356	ATE Ø 60 - Halter
			→	☐	2	24.3406-9993.5	240637	ATE Ø 40 - Halter
			→	☐	2	24.3406-9994.5	240638	ATE Ø 40 - Halter
540 i	210	04/96→06/03	←	☐; 04/00→	2	24.3601-1713.5	240355	ATE Ø 60 - Halter
			←	☐; 05/96→ 03/00	2	24.3601-1713.5	240355	ATE Ø 60 - Halter
			←	☐; 04/00→	2	24.3601-1714.5	240356	ATE Ø 60 - Halter
			←	☐; 05/96→ 03/00	2	24.3601-1714.5	240356	ATE Ø 60 - Halter
			→	☐; 05/96→	2	24.3406-9993.5	240637	ATE Ø 40 - Halter
			→	☐; 05/96→	2	24.3406-9994.5	240638	ATE Ø 40 - Halter
<b>Feder, Bremssattel</b>								
520 d	100	02/00→06/03	←	04/00→; nicht für Behördenfahrzeuge	2	11.8116-0239.2	390510	ATE
525 d	120	02/00→06/03	←	04/00→; für Behördenfahrzeuge	2	11.8116-0290.2	390520	ATE
			→	04/00→	2	11.8116-0168.1	390499	ATE
520 i	100	04/99→06/03	←	→ 03/00; für Behördenfahrzeuge	2	11.8116-0197.1	390523	ATE
			←	nicht für Behördenfahrzeuge	2	11.8116-0239.2	390510	ATE
			←	04/00→; für Behördenfahrzeuge	2	11.8116-0290.2	390520	ATE
			→		2	11.8116-0168.1	390499	ATE
520 i	110	01/96→06/03	←	03/96→ 03/00; für Behördenfahrzeuge	2	11.8116-0197.1	390523	ATE
			←	03/96→ 10/96; nicht für Behördenfahrzeuge	2	11.8116-0239.2	390510	ATE
			←	11/96→; nicht für Behördenfahrzeuge	2	11.8116-0239.2	390510	ATE
			←	04/00→; für Behördenfahrzeuge	2	11.8116-0290.2	390520	ATE
			→	03/96→	2	11.8116-0168.1	390499	ATE
520 i	120	09/00→06/03	←	nicht für Behördenfahrzeuge	2	11.8116-0239.2	390510	ATE
			←	für Behördenfahrzeuge	2	11.8116-0290.2	390520	ATE
			→		2	11.8116-0168.1	390499	ATE
523 i	125	11/95→09/00	←	12/95→ 10/96	2	11.8116-0239.2	390510	ATE
			←	11/96→	2	11.8116-0239.2	390510	ATE
			→	12/95→ 08/98	2	11.8116-0168.1	390499	ATE
			→	09/98→	2	11.8116-0168.1	390499	ATE
525 i	141	09/00→06/03	←	10/00→; nicht für Behördenfahrzeuge	2	11.8116-0239.2	390510	ATE
			←	10/00→; für Behördenfahrzeuge	2	11.8116-0290.2	390520	ATE
			→	10/00→	2	11.8116-0168.1	390499	ATE
525 td	85	01/97→06/03	←	→ 09/00	2	11.8116-0239.2	390510	ATE
			→	→ 09/00	2	11.8116-0168.1	390499	ATE
525 tds	105	01/96→06/03	←	11/96→ 09/00	2	11.8116-0239.2	390510	ATE
			←	02/96→ 10/96	2	11.8116-0239.2	390510	ATE
			→	02/96→ 09/00	2	11.8116-0168.1	390499	ATE
528 i	142	11/95→09/00	←	11/96→	2	11.8116-0239.2	390510	ATE
			←	12/95→ 10/96	2	11.8116-0239.2	390510	ATE
			→	12/95→	2	11.8116-0168.1	390499	ATE
530 d	135	08/98→09/00	←	09/98→	2	11.8116-0239.2	390510	ATE
			→	09/98→	2	11.8116-0168.1	390499	ATE
530 d	142	09/98→06/03	←	→ 09/00	2	11.8116-0239.2	390510	ATE
			←	10/00→	2	11.8116-0290.2	390520	ATE
			→		2	11.8116-0168.1	390499	ATE
530 i	170	09/00→06/03	←	10/00→	2	11.8116-0290.2	390520	ATE
			→	10/00→	2	11.8116-0168.1	390499	ATE
535 i	173	04/96→03/99	←	09/97→	2	11.8116-0197.1	390523	ATE
			←	11/96→ 08/97	2	11.8116-0239.2	390510	ATE
			←	05/96→ 10/96	2	11.8116-0239.2	390510	ATE
↓								









	kw			 	! #		
<b>BMW - 5 (E39) 09/95→07/03</b>							
<b>Feder, Bremssattel</b>							
535 i	173	04/96→03/99	➡	05/96→	2	11.8116-0168.1 390499	ATE
535 i	180	04/99→06/03	←	→ 03/00	2	11.8116-0197.1 390523	ATE
			←	04/00→	2	11.8116-0290.2 390520	ATE
			➡		2	11.8116-0168.1 390499	ATE
540 i	210	04/96→06/03	←	05/96→ 03/00	2	11.8116-0197.1 390523	ATE
			←	04/00→	2	11.8116-0290.2 390520	ATE
			➡	05/96→	2	11.8116-0168.1 390499	ATE
M5	294	10/98→06/03	←		2	11.8116-0197.1 390523	ATE
			➡		2	11.8116-0296.1 390445	ATE
<b>Führungshülzensatz, Bremssattel</b>							
520 d	100	02/00→06/03	←	04/00→		11.0101-5402.2 260009	ATE
525 d	120	02/00→06/03	➡	04/00→		11.0101-5402.2 260009	ATE
520 i	100	04/99→06/03	←	nicht für Behördenfahrzeuge		11.0101-5402.2 260009	ATE
			←	→ 03/00; für Behördenfahrzeuge		11.0101-5402.2 260009	ATE
			←	04/00→; für Behördenfahrzeuge		11.0101-5402.2 260009	ATE
			➡			11.0101-5402.2 260009	ATE
520 i	110	01/96→06/03	←	11/96→; nicht für Behördenfahrzeuge		11.0101-5402.2 260009	ATE
			←	03/96→ 03/00; für Behördenfahrzeuge		11.0101-5402.2 260009	ATE
			←	04/00→; für Behördenfahrzeuge		11.0101-5402.2 260009	ATE
			←	03/96→ 10/96; nicht für Behördenfahrzeuge		11.0101-5402.2 260009	ATE
			➡	03/96→		11.0101-5402.2 260009	ATE
520 i	120	09/00→06/03	←	für Behördenfahrzeuge		11.0101-5402.2 260009	ATE
			←	nicht für Behördenfahrzeuge		11.0101-5402.2 260009	ATE
			➡			11.0101-5402.2 260009	ATE
520 i	125	11/95→09/00	←	11/96→		11.0101-5402.2 260009	ATE
			←	12/95→ 10/96		11.0101-5402.2 260009	ATE
			➡	12/95→ 08/98		11.0101-5402.2 260009	ATE
			➡	09/98→		11.0101-5402.2 260009	ATE
525 i	141	09/00→06/03	←	10/00→		11.0101-5402.2 260009	ATE
			➡	10/00→		11.0101-5402.2 260009	ATE
530 i	170	09/00→06/03	←	10/00→		11.0101-5402.2 260009	ATE
			➡	10/00→		11.0101-5402.2 260009	ATE
525 td	85	01/97→06/03	←	→ 09/00		11.0101-5402.2 260009	ATE
			➡	→ 09/00		11.0101-5402.2 260009	ATE
525 tds	105	01/96→06/03	←	11/96→ 09/00		11.0101-5402.2 260009	ATE
			←	02/96→ 10/96		11.0101-5402.2 260009	ATE
			➡	02/96→ 09/00		11.0101-5402.2 260009	ATE
528 i	142	11/95→09/00	←	12/95→ 10/96		11.0101-5402.2 260009	ATE
			←	11/96→		11.0101-5402.2 260009	ATE
			➡	12/95→		11.0101-5402.2 260009	ATE
530 d	135	08/98→09/00	←	09/98→		11.0101-5402.2 260009	ATE
			➡	09/98→		11.0101-5402.2 260009	ATE
530 d	142	09/98→06/03	←	10/00→		11.0101-5402.2 260009	ATE
			←	→ 09/00		11.0101-5402.2 260009	ATE
			➡			11.0101-5402.2 260009	ATE
535 i	173	04/96→03/99	←	11/96→ 08/97		11.0101-5402.2 260009	ATE
			←	09/97→		11.0101-5402.2 260009	ATE
			←	05/96→ 10/96		11.0101-5402.2 260009	ATE
			➡	05/96→		11.0101-5402.2 260009	ATE
535 i	180	04/99→06/03	←	→ 03/00		11.0101-5402.2 260009	ATE
			←	04/00→		11.0101-5402.2 260009	ATE
			➡			11.0101-5402.2 260009	ATE
540 i	210	04/96→06/03	←	04/00→		11.0101-5402.2 260009	ATE
			←	05/96→ 03/00		11.0101-5402.2 260009	ATE
↓							

	kw				! #		
<b>BMW - 5 (E39) 09/95→07/03</b>							
<b>Führungshülzensatz, Bremssattel</b>							
540 i	210	04/96→06/03	➡	05/96→		11.0101-5402.2 260009	ATE
M5	294	10/98→06/03	⬅			11.0101-5402.2 260009	ATE
			➡			11.0101-5402.2 260009	ATE
<b>Führungsbolzen, Bremssattel</b>							
520 d	100	02/00→06/03	⬅	04/00→		11.8171-0008.1 990049	ATE
525 d	120	02/00→06/03	➡	04/00→		11.8171-0008.1 990049	ATE
520 i	100	04/99→06/03		→ 03/00; für Behördenfahrzeuge		11.8171-0008.1 990049	ATE
			⬅	04/00→; für Behördenfahrzeuge		11.8171-0008.1 990049	ATE
			⬅	nicht für Behördenfahrzeuge		11.8171-0008.1 990049	ATE
			➡			11.8171-0008.1 990049	ATE
520 i	110	01/96→06/03		03/96→ 03/00; für Behördenfahrzeuge		11.8171-0008.1 990049	ATE
			⬅	11/96→; nicht für Behördenfahrzeuge		11.8171-0008.1 990049	ATE
			⬅	04/00→; für Behördenfahrzeuge		11.8171-0008.1 990049	ATE
			⬅	03/96→ 10/96; nicht für Behördenfahrzeuge		11.8171-0008.1 990049	ATE
			➡	03/96→		11.8171-0008.1 990049	ATE
520 i 520 i	120 125	09/00→06/03 09/00→06/03	⬅	für Behördenfahrzeuge		11.8171-0008.1 990049	ATE
			⬅	nicht für Behördenfahrzeuge		11.8171-0008.1 990049	ATE
			➡			11.8171-0008.1 990049	ATE
523 i	125	11/95→09/00	⬅	11/96→		11.8171-0008.1 990049	ATE
			⬅	12/95→ 10/96		11.8171-0008.1 990049	ATE
			➡	12/95→ 08/98		11.8171-0008.1 990049	ATE
			➡	09/98→		11.8171-0008.1 990049	ATE
525 i 530 i	141 170	09/00→06/03 09/00→06/03	⬅	10/00→		11.8171-0008.1 990049	ATE
			➡	10/00→		11.8171-0008.1 990049	ATE
525 td	85	01/97→06/03	⬅	→ 09/00		11.8171-0008.1 990049	ATE
			➡	→ 09/00		11.8171-0008.1 990049	ATE
525 tds	105	01/96→06/03	⬅	11/96→ 09/00		11.8171-0008.1 990049	ATE
			⬅	02/96→ 10/96		11.8171-0008.1 990049	ATE
			➡	02/96→ 09/00		11.8171-0008.1 990049	ATE
528 i	142	11/95→09/00	⬅	12/95→ 10/96		11.8171-0008.1 990049	ATE
			⬅	11/96→		11.8171-0008.1 990049	ATE
			➡	12/95→		11.8171-0008.1 990049	ATE
530 d	135	08/98→09/00	⬅	09/98→		11.8171-0008.1 990049	ATE
			➡	09/98→		11.8171-0008.1 990049	ATE
530 d	142	09/98→06/03	⬅	10/00→		11.8171-0008.1 990049	ATE
			⬅	→ 09/00		11.8171-0008.1 990049	ATE
			➡			11.8171-0008.1 990049	ATE
535 i	173	04/96→03/99		09/97→		11.8171-0008.1 990049	ATE
			⬅	11/96→ 08/97		11.8171-0008.1 990049	ATE
			⬅	05/96→ 10/96		11.8171-0008.1 990049	ATE
			➡	05/96→		11.8171-0008.1 990049	ATE
535 i	180	04/99→06/03		→ 03/00		11.8171-0008.1 990049	ATE
			⬅	04/00→		11.8171-0008.1 990049	ATE
			➡			11.8171-0008.1 990049	ATE
540 i	210	04/96→06/03		05/96→ 03/00		11.8171-0008.1 990049	ATE
			⬅	04/00→		11.8171-0008.1 990049	ATE
			➡	05/96→		11.8171-0008.1 990049	ATE
M5	294	10/98→06/03	⬅			11.8171-0008.1 990049	ATE
			➡			11.8171-0008.1 990049	ATE
<b>Dichtungssatz, Bremssattel</b>							
520 d	100	02/00→06/03	⬅	04/00→; für Behördenfahrzeuge		11.0441-6003.2 250037	
525 d	120	02/00→06/03	⬅	04/00→; nicht für Behördenfahrzeuge		11.0441-6008.2 250038	ATE für Kolben-Ø [mm]: 60
↓							









	kW			 	! #		
<b>BMW - 5 (E39) 09/95→07/03</b>							
<b>Dichtungssatz, Bremssattel</b>							
520 d	100	02/00→06/03	➡	04/00→		11.0441-4004.2 250012	ATE
525 d	120	02/00→06/03					
520 i	100	04/99→06/03	←	04/00→; für Behördenfahrzeuge		11.0441-6003.2 250037	
			←	→ 03/00; für Behördenfahrzeuge		11.0441-6003.2 250037	
			←	nicht für Behördenfahrzeuge		11.0441-6008.2 250038	ATE für Kolben-Ø [mm]: 60
			➡			11.0441-4004.2 250012	ATE
520 i	110	01/96→06/03	←	03/96→ 03/00; für Behördenfahrzeuge		11.0441-6003.2 250037	
			←	04/00→; für Behördenfahrzeuge		11.0441-6003.2 250037	
			←	03/96→ 10/96; nicht für Behördenfahrzeuge		11.0441-6008.2 250038	ATE für Kolben-Ø [mm]: 60
			←	11/96→; nicht für Behördenfahrzeuge		11.0441-6008.2 250038	ATE für Kolben-Ø [mm]: 60
			➡	03/96→		11.0441-4004.2 250012	ATE
520 i	120	09/00→06/03	←	für Behördenfahrzeuge		11.0441-6003.2 250037	
520 i	125	09/00→06/03	←	nicht für Behördenfahrzeuge		11.0441-6008.2 250038	ATE für Kolben-Ø [mm]: 60
			➡			11.0441-4004.2 250012	ATE
523 i	125	11/95→09/00	←	11/96→		11.0441-6008.2 250038	ATE für Kolben-Ø [mm]: 60
			←	12/95→ 10/96		11.0441-6008.2 250038	ATE für Kolben-Ø [mm]: 60
			➡	12/95→ 08/98		11.0441-4004.2 250012	ATE
			➡	09/98→		11.0441-4004.2 250012	ATE
525 i	141	09/00→06/03	←	10/00→; für Behördenfahrzeuge		11.0441-6003.2 250037	
			←	10/00→; nicht für Behördenfahrzeuge		11.0441-6008.2 250038	ATE für Kolben-Ø [mm]: 60
			➡	10/00→		11.0441-4004.2 250012	ATE
525 td	85	01/97→06/03	←	→ 09/00		11.0441-6008.2 250038	ATE für Kolben-Ø [mm]: 60
			➡	→ 09/00		11.0441-4004.2 250012	ATE
525 tds	105	01/96→06/03	←	11/96→ 09/00		11.0441-6008.2 250038	ATE für Kolben-Ø [mm]: 60
			←	02/96→ 10/96		11.0441-6008.2 250038	ATE für Kolben-Ø [mm]: 60
			➡	02/96→ 09/00		11.0441-4004.2 250012	ATE
528 i	142	11/95→09/00	←	12/95→ 10/96		11.0441-6008.2 250038	ATE für Kolben-Ø [mm]: 60
			←	11/96→		11.0441-6008.2 250038	ATE für Kolben-Ø [mm]: 60
			➡	12/95→		11.0441-4004.2 250012	ATE
530 d	135	08/98→09/00	←	09/98→		11.0441-6008.2 250038	ATE für Kolben-Ø [mm]: 60
			➡	09/98→		11.0441-4004.2 250012	ATE
530 d	142	09/98→06/03	←	10/00→		11.0441-6003.2 250037	
			←	→ 09/00		11.0441-6008.2 250038	ATE für Kolben-Ø [mm]: 60
			➡			11.0441-4004.2 250012	ATE
530 i	170	09/00→06/03	←	10/00→		11.0441-6003.2 250037	
			➡	10/00→		11.0441-4004.2 250012	ATE
535 i	173	04/96→03/99	←	09/97→		11.0441-6003.2 250037	
			←	11/96→ 08/97		11.0441-6008.2 250038	ATE für Kolben-Ø [mm]: 60
			←	05/96→ 10/96		11.0441-6008.2 250038	ATE für Kolben-Ø [mm]: 60
			➡	05/96→		11.0441-4004.2 250012	ATE
535 i	180	04/99→06/03	←	→ 03/00		11.0441-6003.2 250037	
			←	04/00→		11.0441-6003.2 250037	
			➡			11.0441-4004.2 250012	ATE
540 i	210	04/96→06/03	←	04/00→		11.0441-6003.2 250037	
			←	05/96→ 03/00		11.0441-6003.2 250037	
			➡	05/96→		11.0441-4004.2 250012	ATE
M5	294	10/98→06/03	←			11.0441-6003.2 250037	
<b>Bremsschlauch</b>							
520 d	100	02/00→06/03	←	☐; 04/00→; + ASC		24.5201-0100.3 331512	L= 100
525 d	120	02/00→06/03	←	am Bremssattel; 04/00→	2	83.6151-0411.3 330461	L= 410
			←	☐; 04/00→; + ASC		83.6204-0100.3 330441	L= 100
			➡	☐; 04/00→		24.5201-0100.3 331512	L= 100
↓							

















	kW			 	! #		
<b>BMW - 5 (E39) 09/95→07/03</b>							
<b>Bremsschlauch</b>							
520 d 525 d	100 120	02/00→06/03 02/00→06/03	➔	am Bremssattel; 04/00→	2	83.6113-0276.3 330538	L= 275
			➔	☐; 04/00→		83.6204-0100.3 330441	L= 100
520 i 520 i 520 i 530 d 535 i M5	100 120 125 142 180 294	04/99→06/03 09/00→06/03 09/00→06/03 09/98→06/03 04/99→06/03 10/98→06/03	➔	☐; + ASC		24.5201-0100.3 331512	L= 100
			➔	am Bremssattel	2	83.6151-0411.3 330461	L= 410
			➔	☐; + ASC		83.6204-0100.3 330441	L= 100
			➔	☐		24.5201-0100.3 331512	L= 100
			➔	am Bremssattel	2	83.6113-0276.3 330538	L= 275
			➔	☐		83.6204-0100.3 330441	L= 100
520 i	110	01/96→06/03	➔	☐; 03/96→; + ASC		24.5201-0100.3 331512	L= 100
			➔	am Bremssattel; 03/96→	2	83.6151-0411.3 330461	L= 410
			➔	☐; 03/96→; + ASC		83.6204-0100.3 330441	L= 100
			➔	☐; 03/96→		24.5201-0100.3 331512	L= 100
			➔	am Bremssattel; 03/96→	2	83.6113-0276.3 330538	L= 275
			➔	☐; 03/96→		83.6204-0100.3 330441	L= 100
523 i 528 i	125 142	11/95→09/00 11/95→09/00	➔	☐; 12/95→; + ASC		24.5201-0100.3 331512	L= 100
			➔	am Bremssattel; 12/95→	2	83.6151-0411.3 330461	L= 410
			➔	☐; 12/95→; + ASC		83.6204-0100.3 330441	L= 100
			➔	☐; 12/95→		24.5201-0100.3 331512	L= 100
			➔	am Bremssattel; 12/95→	2	83.6113-0276.3 330538	L= 275
			➔	☐; 12/95→		83.6204-0100.3 330441	L= 100
525 i 530 i	141 170	09/00→06/03 09/00→06/03	➔	☐; 10/00→; + ASC		24.5201-0100.3 331512	L= 100
			➔	am Bremssattel; 10/00→	2	83.6151-0411.3 330461	L= 410
			➔	☐; 10/00→; + ASC		83.6204-0100.3 330441	L= 100
			➔	☐; 10/00→		24.5201-0100.3 331512	L= 100
			➔	am Bremssattel; 10/00→	2	83.6113-0276.3 330538	L= 275
			➔	☐; 10/00→		83.6204-0100.3 330441	L= 100
525 td	85	01/97→06/03	➔	☐; → 09/00; + ASC		24.5201-0100.3 331512	L= 100
			➔	am Bremssattel; → 09/00	2	83.6151-0411.3 330461	L= 410
			➔	☐; → 09/00; + ASC		83.6204-0100.3 330441	L= 100
			➔	☐; → 09/00		24.5201-0100.3 331512	L= 100
			➔	am Bremssattel; → 09/00	2	83.6113-0276.3 330538	L= 275
			➔	☐; → 09/00		83.6204-0100.3 330441	L= 100
525 tds	105	01/96→06/03	➔	☐; 02/96→ 09/00; + ASC		24.5201-0100.3 331512	L= 100
			➔	am Bremssattel; 02/96→ 09/00	2	83.6151-0411.3 330461	L= 410
			➔	☐; 02/96→ 09/00; + ASC		83.6204-0100.3 330441	L= 100
			➔	☐; 02/96→ 09/00		24.5201-0100.3 331512	L= 100
			➔	am Bremssattel; 02/96→ 09/00	2	83.6113-0276.3 330538	L= 275
			➔	☐; 02/96→ 09/00		83.6204-0100.3 330441	L= 100
530 d	135	08/98→09/00	➔	☐; 09/98→; + ASC		24.5201-0100.3 331512	L= 100
			➔	am Bremssattel; 09/98→	2	83.6151-0411.3 330461	L= 410
			➔	☐; 09/98→; + ASC		83.6204-0100.3 330441	L= 100
			➔	☐; 09/98→		24.5201-0100.3 331512	L= 100
			➔	am Bremssattel; 09/98→	2	83.6113-0276.3 330538	L= 275
			➔	☐; 09/98→		83.6204-0100.3 330441	L= 100
535 i 540 i	173 210	04/96→03/99 04/96→06/03	➔	☐; 05/96→; + ASC		24.5201-0100.3 331512	L= 100
			➔	am Bremssattel; 05/96→	2	83.6151-0411.3 330461	L= 410
			➔	☐; 05/96→; + ASC		83.6204-0100.3 330441	L= 100
			➔	☐; 05/96→		24.5201-0100.3 331512	L= 100
			➔	am Bremssattel; 05/96→	2	83.6113-0276.3 330538	L= 275
			➔	☐; 05/96→		83.6204-0100.3 330441	L= 100

	kw			 	! #			
<b>BMW - 5 (E60) 12/01→03/10</b>								
<b> Bremssattel</b>								
520 d	110	02/05→02/08	←	☐; 07/05→; nicht für Behördenfahrzeuge		24.3606-9967.5	240571	ATE Ø 60 - Halter
520 d	120	02/05→02/08	←	☐; 07/05→; nicht für Behördenfahrzeuge		24.3606-9968.5	240572	ATE Ø 60 - Halter
523 i	130	10/04→02/07	←	☐; 07/05→; für Behördenfahrzeuge		24.3606-9979.5	240575	ATE Ø 60 - Halter
			←	☐; 07/05→; für Behördenfahrzeuge		24.3606-9980.5	240576	ATE Ø 60 - Halter
			→	07/05→	2	24.3426-9977.5	240567	ATE Ø 42 - Halter
520 d	130	04/06→12/09	←	☐; 09/07→		24.3606-9979.5	240575	ATE Ø 60 - Halter
			←	☐; 09/07→		24.3606-9980.5	240576	ATE Ø 60 - Halter
			→	09/07→	2	24.3426-9977.5	240567	ATE Ø 42 - Halter
520 i	125	07/03→03/10	←	☐; Schaltgetriebe; → 03/05		24.3606-9967.5	240571	ATE Ø 60 - Halter
			←	☐; Schaltgetriebe; → 03/05		24.3606-9968.5	240572	ATE Ø 60 - Halter
			←	☐; Vollautomatik; → 03/05		24.3606-9979.5	240575	ATE Ø 60 - Halter
			←	☐; Vollautomatik; → 03/05		24.3606-9980.5	240576	ATE Ø 60 - Halter
			→	→ 03/05	2	24.3426-9977.5	240567	ATE Ø 42 - Halter
523 i	140	01/07→03/10	←	☐; 03/07→ 02/10; nicht für Behördenfahrzeuge; Motorcode: N52N		24.3606-9967.5	240571	ATE Ø 60 - Halter
			←	☐; 03/07→ 02/10; nicht für Behördenfahrzeuge; Motorcode: N52N		24.3606-9968.5	240572	ATE Ø 60 - Halter
			←	☐; 03/07→ 02/10; Motorcode: N53		24.3606-9979.5	240575	ATE Ø 60 - Halter
			←	☐; 03/07→ 02/10; für Behördenfahrzeuge; Motorcode: N52N		24.3606-9979.5	240575	ATE Ø 60 - Halter
			←	☐; 03/07→ 02/10; für Behördenfahrzeuge; Motorcode: N52N		24.3606-9980.5	240576	ATE Ø 60 - Halter
			←	☐; 03/07→ 02/10; Motorcode: N53		24.3606-9980.5	240576	ATE Ø 60 - Halter
			→	03/07→ 02/10	2	24.3426-9977.5	240567	ATE Ø 42 - Halter
525 d	120	12/04→03/10	←	☐; Schaltgetriebe; nicht für Behördenfahrzeuge; → 03/07		24.3606-9967.5	240571	ATE Ø 60 - Halter
525 d	130	06/04→03/10	←	☐; Schaltgetriebe; nicht für Behördenfahrzeuge; → 03/07		24.3606-9968.5	240572	ATE Ø 60 - Halter
			←	☐; Schaltgetriebe; für Behördenfahrzeuge; → 03/07		24.3606-9979.5	240575	ATE Ø 60 - Halter
			←	☐; Vollautomatik; → 03/07		24.3606-9979.5	240575	ATE Ø 60 - Halter
			←	☐; Schaltgetriebe; für Behördenfahrzeuge; → 03/07		24.3606-9980.5	240576	ATE Ø 60 - Halter
			←	☐; Vollautomatik; → 03/07		24.3606-9980.5	240576	ATE Ø 60 - Halter
			→	→ 03/07	2	24.3426-9977.5	240567	ATE Ø 42 - Halter
525 d	145	01/07→03/10	←	☐; 03/07→ 02/10; für Behördenfahrzeuge		24.3606-9977.5	240573	ATE Ø 60 - Halter
			←	☐; 03/07→ 02/10; für Behördenfahrzeuge		24.3606-9978.5	240574	ATE Ø 60 - Halter
			←	☐; 03/07→ 02/10; nicht für Behördenfahrzeuge		24.3606-9979.5	240575	ATE Ø 60 - Halter
			←	☐; 03/07→ 02/10; nicht für Behördenfahrzeuge		24.3606-9980.5	240576	ATE Ø 60 - Halter
			→	03/07→ 02/10; nicht für Behördenfahrzeuge	2	24.3426-9977.5	240567	ATE Ø 42 - Halter
525 d xDrive	145	09/07→12/09	←	☐		24.3606-9955.5	240577	Ø 60 - Halter
530 d xDrive	173	09/07→12/09	←	☐		24.3606-9956.5	240578	Ø 60 - Halter
530 i xDrive	200	09/08→12/09	←	☐		24.3606-9956.5	240578	Ø 60 - Halter
530 xd	173	03/07→08/07	→		2	24.3426-9977.5	240567	ATE Ø 42 - Halter
530 xi	200	03/07→10/09	→		2	24.3426-9977.5	240567	ATE Ø 42 - Halter
525 i	141	09/03→03/10	←	☐; nicht für Behördenfahrzeuge; → 06/05		24.3606-9967.5	240571	ATE Ø 60 - Halter
			←	☐; nicht für Behördenfahrzeuge; → 06/05		24.3606-9968.5	240572	ATE Ø 60 - Halter
			←	☐; für Behördenfahrzeuge; → 06/05		24.3606-9979.5	240575	ATE Ø 60 - Halter
			←	☐; für Behördenfahrzeuge; → 06/05		24.3606-9980.5	240576	ATE Ø 60 - Halter
			→	→ 06/05	2	24.3426-9977.5	240567	ATE Ø 42 - Halter
525 i	155	07/05→03/10	←	☐; 03/07→ 02/10; nicht für Behördenfahrzeuge; Motorcode: N52N		24.3606-9967.5	240571	ATE Ø 60 - Halter
525 i	155	01/07→03/10	←	☐; 03/07→ 02/10; nicht für Behördenfahrzeuge; Motorcode: N52N		24.3606-9967.5	240571	ATE Ø 60 - Halter
525 i	160	01/07→03/10	←	☐; 03/07→ 02/10; nicht für Behördenfahrzeuge; Motorcode: N52N		24.3606-9967.5	240571	ATE Ø 60 - Halter
↓								

















	kw			 	! #			
<b>BMW - 5 (E60) 12/01→03/10</b>								
 <b>Bremssattel</b>								
525 i 525 i 525 i	155 155 160	07/05→03/10 01/07→03/10 01/07→03/10	←	☐; 03/07→ 02/10; nicht für Behördenfahrzeuge; Motorcode: N52N		24.3606-9968.5	240572	ATE Ø 60 - Halter
			←	☐; 03/07→ 02/10; für Behördenfahrzeuge; Motorcode: N53		24.3606-9977.5	240573	ATE Ø 60 - Halter
			←	☐; 03/07→ 02/10; für Behördenfahrzeuge; Motorcode: N53		24.3606-9978.5	240574	ATE Ø 60 - Halter
			←	☐; → 03/07		24.3606-9979.5	240575	ATE Ø 60 - Halter
			←	☐; 03/07→ 02/10; für Behördenfahrzeuge; Motorcode: N52N		24.3606-9979.5	240575	ATE Ø 60 - Halter
			←	☐; 03/07→ 02/10; nicht für Behördenfahrzeuge; Motorcode: N53		24.3606-9979.5	240575	ATE Ø 60 - Halter
			←	☐; → 03/07		24.3606-9980.5	240576	ATE Ø 60 - Halter
			←	☐; 03/07→ 02/10; für Behördenfahrzeuge; Motorcode: N52N		24.3606-9980.5	240576	ATE Ø 60 - Halter
			←	☐; 03/07→ 02/10; nicht für Behördenfahrzeuge; Motorcode: N53		24.3606-9980.5	240576	ATE Ø 60 - Halter
			→	03/07→ 02/10; Motorcode: N52N	2	24.3426-9977.5	240567	ATE Ø 42 - Halter
			→	03/07→; Motorcode: N53; nicht für Behördenfahrzeuge; → 02/10	2	24.3426-9977.5	240567	ATE Ø 42 - Halter
			→	→ 03/07	2	24.3426-9977.5	240567	ATE Ø 42 - Halter
			525 i	160	10/04→12/09	←	☐; 03/07→; nicht für Behördenfahrzeuge; Motorcode: N52N	
←	☐; 03/07→; nicht für Behördenfahrzeuge; Motorcode: N52N					24.3606-9968.5	240572	ATE Ø 60 - Halter
←	☐; 03/07→; für Behördenfahrzeuge; Motorcode: N53					24.3606-9977.5	240573	ATE Ø 60 - Halter
←	☐; 03/07→; für Behördenfahrzeuge; Motorcode: N53					24.3606-9978.5	240574	ATE Ø 60 - Halter
←	☐; 03/07→; für Behördenfahrzeuge; Motorcode: N52N					24.3606-9979.5	240575	ATE Ø 60 - Halter
←	☐; 07/05→ 03/07					24.3606-9979.5	240575	ATE Ø 60 - Halter
←	☐; 03/07→; nicht für Behördenfahrzeuge; Motorcode: N53					24.3606-9979.5	240575	ATE Ø 60 - Halter
←	☐; 03/07→; nicht für Behördenfahrzeuge; Motorcode: N53					24.3606-9980.5	240576	ATE Ø 60 - Halter
←	☐; 03/07→; für Behördenfahrzeuge; Motorcode: N52N					24.3606-9980.5	240576	ATE Ø 60 - Halter
←	☐; 07/05→ 03/07					24.3606-9980.5	240576	ATE Ø 60 - Halter
→	03/07→; Motorcode: N52N	2				24.3426-9977.5	240567	ATE Ø 42 - Halter
→	03/07→; Motorcode: N53; nicht für Behördenfahrzeuge	2				24.3426-9977.5	240567	ATE Ø 42 - Halter
→	07/05→ 03/07	2				24.3426-9977.5	240567	ATE Ø 42 - Halter
525 i xDrive 525 xi 525 xi	160 160 160	09/08→03/10 07/05→03/10 01/07→03/10	←	☐; → 02/10		24.3606-9955.5	240577	Ø 60 - Halter
			←	☐; → 02/10		24.3606-9956.5	240578	Ø 60 - Halter
			→	→ 02/10	2	24.3426-9977.5	240567	ATE Ø 42 - Halter
525 xd 530 xi	145 200	11/06→08/07 02/07→08/08	←	☐; 03/07→		24.3606-9955.5	240577	Ø 60 - Halter
			←	☐; 03/07→		24.3606-9956.5	240578	Ø 60 - Halter
			→	03/07→	2	24.3426-9977.5	240567	ATE Ø 42 - Halter
530 d 530 d	155 160	09/02→12/09 09/02→09/05	←	☐; 07/03→; für Behördenfahrzeuge; → 08/05		24.3606-9977.5	240573	ATE Ø 60 - Halter
			←	☐; 07/03→; für Behördenfahrzeuge; → 08/05		24.3606-9978.5	240574	ATE Ø 60 - Halter
			←	☐; 07/03→; nicht für Behördenfahrzeuge; → 08/05		24.3606-9979.5	240575	ATE Ø 60 - Halter
			←	☐; 07/03→; nicht für Behördenfahrzeuge; → 08/05		24.3606-9980.5	240576	ATE Ø 60 - Halter
			→	07/03→; nicht für Behördenfahrzeuge; → 08/05	2	24.3426-9977.5	240567	ATE Ø 42 - Halter
530 d ↓	170	04/05→02/07	←	☐; für Behördenfahrzeuge		24.3606-9977.5	240573	ATE Ø 60 - Halter








	kw			 	! #			
<b>BMW - 5 (E60) 12/01→03/10</b>								
<b>Bremssattel</b>								
530 d	170	04/05→02/07	←	☐; für Behördenfahrzeuge		24.3606-9978.5	240574	ATE Ø 60 - Halter
			←	☐; nicht für Behördenfahrzeuge		24.3606-9979.5	240575	ATE Ø 60 - Halter
			←	☐; nicht für Behördenfahrzeuge		24.3606-9980.5	240576	ATE Ø 60 - Halter
			→	nicht für Behördenfahrzeuge	2	24.3426-9977.5	240567	ATE Ø 42 - Halter
530 d	173	02/07→12/09	←	☐; 03/07→; für Behördenfahrzeuge		24.3606-9977.5	240573	ATE Ø 60 - Halter
			←	☐; 03/07→; für Behördenfahrzeuge		24.3606-9978.5	240574	ATE Ø 60 - Halter
			←	☐; 03/07→; nicht für Behördenfahrzeuge		24.3606-9979.5	240575	ATE Ø 60 - Halter
			←	☐; 03/07→; nicht für Behördenfahrzeuge		24.3606-9980.5	240576	ATE Ø 60 - Halter
			→	03/07→; nicht für Behördenfahrzeuge	2	24.3426-9977.5	240567	ATE Ø 42 - Halter
530 i	170	12/01→02/05	←	☐; 07/03→		24.3606-9979.5	240575	ATE Ø 60 - Halter
			←	☐; 07/03→		24.3606-9980.5	240576	ATE Ø 60 - Halter
			→	07/03→	2	24.3426-9977.5	240567	ATE Ø 42 - Halter
530 i	187	03/05→03/10	←	☐; 07/05→ 03/07; für Behördenfahrzeuge		24.3606-9977.5	240573	ATE Ø 60 - Halter
			←	☐; 07/05→ 03/07; für Behördenfahrzeuge		24.3606-9978.5	240574	ATE Ø 60 - Halter
			←	☐; 07/05→ 03/07; nicht für Behördenfahrzeuge		24.3606-9979.5	240575	ATE Ø 60 - Halter
			←	☐; 07/05→ 03/07; nicht für Behördenfahrzeuge		24.3606-9980.5	240576	ATE Ø 60 - Halter
			→	07/05→ 03/07; nicht für Behördenfahrzeuge	2	24.3426-9977.5	240567	ATE Ø 42 - Halter
530 i	190	09/04→02/07	←	☐; 07/05→; für Behördenfahrzeuge		24.3606-9977.5	240573	ATE Ø 60 - Halter
			←	☐; 07/05→; für Behördenfahrzeuge		24.3606-9978.5	240574	ATE Ø 60 - Halter
			←	☐; 07/05→; nicht für Behördenfahrzeuge		24.3606-9979.5	240575	ATE Ø 60 - Halter
			←	☐; 07/05→; nicht für Behördenfahrzeuge		24.3606-9980.5	240576	ATE Ø 60 - Halter
			→	07/05→; nicht für Behördenfahrzeuge	2	24.3426-9977.5	240567	ATE Ø 42 - Halter
530 i	200	09/06→12/09	←	☐; 01/07→; Motorcode: N53		24.3606-9977.5	240573	ATE Ø 60 - Halter
			←	☐; 01/07→; für Behördenfahrzeuge; Motorcode: N52N		24.3606-9977.5	240573	ATE Ø 60 - Halter
			←	☐; 01/07→; Motorcode: N53		24.3606-9978.5	240574	ATE Ø 60 - Halter
			←	☐; 01/07→; für Behördenfahrzeuge; Motorcode: N52N		24.3606-9978.5	240574	ATE Ø 60 - Halter
			←	☐; 01/07→; nicht für Behördenfahrzeuge; Motorcode: N52N		24.3606-9979.5	240575	ATE Ø 60 - Halter
			←	☐; 01/07→; nicht für Behördenfahrzeuge; Motorcode: N52N		24.3606-9980.5	240576	ATE Ø 60 - Halter
			→	01/07→; nicht für Behördenfahrzeuge; Motorcode: N52N	2	24.3426-9977.5	240567	ATE Ø 42 - Halter
530 xd 530 xi	170 190	02/05→02/07 09/04→02/07	←	☐; 07/05→		24.3606-9955.5	240577	Ø 60 - Halter
			←	☐; 07/05→		24.3606-9956.5	240578	Ø 60 - Halter
			→	07/05→	2	24.3426-9977.5	240567	ATE Ø 42 - Halter
535 i 540 i	225 225	04/06→12/09 09/05→02/10	←	☐; → 03/07		24.3606-9977.5	240573	ATE Ø 60 - Halter
			←	☐; 03/07→; nicht für erhöhte Nutzlast		24.3606-9977.5	240573	ATE Ø 60 - Halter
			←	☐; → 03/07		24.3606-9978.5	240574	ATE Ø 60 - Halter
			←	☐; 03/07→; nicht für erhöhte Nutzlast		24.3606-9978.5	240574	ATE Ø 60 - Halter
540 i	225	07/05→03/10	←	☐; 03/07→ 02/10; nicht für erhöhte Nutzlast		24.3606-9977.5	240573	ATE Ø 60 - Halter
			←	☐; → 03/07		24.3606-9977.5	240573	ATE Ø 60 - Halter
			←	☐; 03/07→ 02/10; nicht für erhöhte Nutzlast		24.3606-9978.5	240574	ATE Ø 60 - Halter
			←	☐; → 03/07		24.3606-9978.5	240574	ATE Ø 60 - Halter
545 i	245	09/03→03/10	←	☐; → 08/05		24.3606-9977.5	240573	ATE Ø 60 - Halter
			←	☐; → 08/05		24.3606-9978.5	240574	ATE Ø 60 - Halter
550 i	270	07/05→03/10	←	☐; 03/07→ 02/10		24.3606-9977.5	240573	ATE Ø 60 - Halter
			←	☐; 03/07→ 02/10		24.3606-9978.5	240574	ATE Ø 60 - Halter
<b>Feder, Bremssattel</b>								
520 d ↓	110	02/05→02/08		07/05→; nicht für Behördenfahrzeuge	2	11.8116-0137.1	390612	ATE

	kw			 	! #		
<b>BMW - 5 (E60) 12/01→03/10</b>							
<b>Feder, Bremssattel</b>							
520 d	120	02/05→02/08		07/05→; für Behördenfahrzeuge	2	11.8116-0315.2 390447	ATE
523 i	130	10/04→02/07		07/05→	2	11.8116-0330.1 390472	ATE
520 d	130	04/06→12/09		09/07→	2	11.8116-0315.2 390447	ATE
						11.8116-0330.1 390472	ATE
520 i	125	07/03→03/10		Schaltgetriebe; → 03/05	2	11.8116-0137.1 390612	ATE
				Vollautomatik; → 03/05	2	11.8116-0315.2 390447	ATE
				→ 03/05	2	11.8116-0330.1 390472	ATE
523 i	140	01/07→03/10		03/07→ 02/10; nicht für Behördenfahrzeuge; Motorcode: N52N	2	11.8116-0137.1 390612	ATE
				03/07→ 02/10; Motorcode: N53	2	11.8116-0315.2 390447	ATE
				03/07→ 02/10; für Behördenfahrzeuge; Motorcode: N52N	2	11.8116-0315.2 390447	ATE
				03/07→ 02/10	2	11.8116-0330.1 390472	ATE
525 d	120	12/04→03/10		Schaltgetriebe; nicht für Behördenfahrzeuge; → 03/07	2	11.8116-0137.1 390612	ATE
525 d	130	06/04→03/10		Vollautomatik; → 03/07	2	11.8116-0315.2 390447	ATE
				Schaltgetriebe; für Behördenfahrzeuge; → 03/07	2	11.8116-0315.2 390447	ATE
				→ 03/07	2	11.8116-0330.1 390472	ATE
525 d	145	01/07→03/10		03/07→ 02/10	2	11.8116-0315.2 390447	ATE
				03/07→ 02/10; nicht für Behördenfahrzeuge	2	11.8116-0330.1 390472	ATE
				➔ 03/07→ 02/10; für Behördenfahrzeuge	2	11.8116-0296.1 390445	ATE
525 d xDrive	145	09/07→12/09			2	11.8116-0315.2 390447	ATE
530 d xDrive	173	09/07→12/09				11.8116-0330.1 390472	ATE
530 i xDrive	200	09/08→12/09					
530 xd	173	03/07→08/07					
530 xi	200	03/07→10/09					
525 i	141	09/03→03/10		nicht für Behördenfahrzeuge; → 06/05	2	11.8116-0137.1 390612	ATE
				für Behördenfahrzeuge; → 06/05	2	11.8116-0315.2 390447	ATE
				→ 06/05	2	11.8116-0330.1 390472	ATE
525 i	155	07/05→03/10		03/07→ 02/10; nicht für Behördenfahrzeuge; Motorcode: N52N	2	11.8116-0137.1 390612	ATE
525 i	155	01/07→03/10					
525 i	160	01/07→03/10		03/07→ 02/10; Motorcode: N53	2	11.8116-0315.2 390447	ATE
				→ 03/07	2	11.8116-0315.2 390447	ATE
						11.8116-0330.1 390472	ATE
				03/07→ 02/10; für Behördenfahrzeuge; Motorcode: N52N	2	11.8116-0315.2 390447	ATE
				03/07→; Motorcode: N53; nicht für Behördenfahrzeuge; → 02/10	2	11.8116-0330.1 390472	ATE
				03/07→ 02/10; Motorcode: N52N	2	11.8116-0330.1 390472	ATE
				➔ 03/07→ 02/10; Motorcode: N53; für Behördenfahrzeuge	2	11.8116-0296.1 390445	ATE
525 i	160	10/04→12/09		03/07→; nicht für Behördenfahrzeuge; Motorcode: N52N	2	11.8116-0137.1 390612	ATE
				03/07→; für Behördenfahrzeuge; Motorcode: N52N	2	11.8116-0315.2 390447	ATE
				07/05→ 03/07	2	11.8116-0315.2 390447	ATE
						11.8116-0330.1 390472	ATE
				03/07→; Motorcode: N53	2	11.8116-0315.2 390447	ATE
				03/07→; Motorcode: N53; nicht für Behördenfahrzeuge	2	11.8116-0330.1 390472	ATE
				03/07→; Motorcode: N52N	2	11.8116-0330.1 390472	ATE
				➔ 03/07→; Motorcode: N53; für Behördenfahrzeuge	2	11.8116-0296.1 390445	ATE
525 i xDrive	160	09/08→03/10		→ 02/10	2	11.8116-0315.2 390447	ATE
525 xi	160	07/05→03/10				11.8116-0330.1 390472	ATE
525 xi	160	01/07→03/10					
525 xd	145	11/06→08/07		03/07→	2	11.8116-0315.2 390447	ATE
530 xi	200	02/07→08/08				11.8116-0330.1 390472	ATE
530 d	155	09/02→12/09		07/03→ 08/05	2	11.8116-0315.2 390447	ATE
530 d	160	09/02→09/05		07/03→; nicht für Behördenfahrzeuge; → 08/05	2	11.8116-0330.1 390472	ATE
				➔ 07/03→; für Behördenfahrzeuge; → 08/05	2	11.8116-0296.1 390445	ATE
530 d	170	04/05→02/07			2	11.8116-0315.2 390447	ATE
				nicht für Behördenfahrzeuge	2	11.8116-0330.1 390472	ATE
↓							

















	kw			 	! #		
<b>BMW - 5 (E60) 12/01→03/10</b>							
<b>Feder, Bremssattel</b>							
530 d	170	04/05→02/07	➡	für Behördenfahrzeuge	2	11.8116-0296.1 390445	ATE
530 d	173	02/07→12/09		03/07→	2	11.8116-0315.2 390447	ATE
				03/07→; nicht für Behördenfahrzeuge	2	11.8116-0330.1 390472	ATE
			➡	03/07→; für Behördenfahrzeuge	2	11.8116-0296.1 390445	ATE
530 i	170	12/01→02/05		07/03→	2	11.8116-0315.2 390447	ATE
530 i	187	03/05→03/10		07/05→ 03/07	2	11.8116-0315.2 390447	ATE
				07/05→ 03/07; nicht für Behördenfahrzeuge	2	11.8116-0330.1 390472	ATE
			➡	07/05→ 03/07; für Behördenfahrzeuge	2	11.8116-0296.1 390445	ATE
530 i	190	09/04→02/07		07/05→	2	11.8116-0315.2 390447	ATE
				07/05→; nicht für Behördenfahrzeuge	2	11.8116-0330.1 390472	ATE
			➡	07/05→; für Behördenfahrzeuge	2	11.8116-0296.1 390445	ATE
530 i	200	09/06→12/09		01/07→; Motorcode: N53	2	11.8116-0315.2 390447	ATE
				01/07→; Motorcode: N52N	2	11.8116-0315.2 390447	ATE
				01/07→; nicht für Behördenfahrzeuge; Motorcode: N52N	2	11.8116-0330.1 390472	ATE
			➡	01/07→; Motorcode: N53	2	11.8116-0296.1 390445	ATE
			➡	01/07→; für Behördenfahrzeuge; Motorcode: N52N	2	11.8116-0296.1 390445	ATE
530 xd 530 xi	170 190	02/05→02/07 09/04→02/07		07/05→	2	11.8116-0315.2 390447	ATE
535 d	200	09/04→03/10		→ 03/07	2	11.8116-0353.2 390585	ATE
			➡	→ 03/07	2	11.8116-0296.1 390445	ATE
535 d	210	01/07→03/10		03/07→ 02/10	2	11.8116-0353.2 390585	ATE
			➡	03/07→ 02/10	2	11.8116-0296.1 390445	ATE
535 i 540 i	225 225	04/06→12/09 09/05→02/10		→ 03/07	2	11.8116-0315.2 390447	ATE
				03/07→; nicht für erhöhte Nutzlast	2	11.8116-0315.2 390447	ATE
				03/07→; für erhöhte Nutzlast	2	11.8116-0353.2 390585	ATE
			➡	03/07→	2	11.8116-0296.1 390445	ATE
			➡	→ 03/07	2	11.8116-0296.1 390445	ATE
540 i	225	07/05→03/10		→ 03/07	2	11.8116-0315.2 390447	ATE
				03/07→ 02/10; nicht für erhöhte Nutzlast	2	11.8116-0315.2 390447	ATE
				03/07→ 02/10; für erhöhte Nutzlast	2	11.8116-0353.2 390585	ATE
			➡	03/07→ 02/10	2	11.8116-0296.1 390445	ATE
			➡	→ 03/07	2	11.8116-0296.1 390445	ATE
545 i	245	09/03→03/10		→ 08/05	2	11.8116-0315.2 390447	ATE
			➡	→ 08/05	2	11.8116-0296.1 390445	ATE
550 i	270	07/05→03/10		03/07→ 02/10	2	11.8116-0315.2 390447	ATE
					2	11.8116-0353.2 390585	ATE
				→ 03/07	2	11.8116-0353.2 390585	ATE
		➡	→ 02/10	2	11.8116-0296.1 390445	ATE	
M5	373	09/04→03/10		→ 02/10	2	11.8116-0353.2 390585	ATE
			➡	→ 02/10	2	11.8116-0296.1 390445	ATE
<b>Führungshülzensatz, Bremssattel</b>							
520 d 520 d 523 i	110 120 130	02/05→02/08 02/05→02/08 10/04→02/07		07/05→; nicht für Behördenfahrzeuge		11.0101-5402.2 260009	ATE
				07/05→; für Behördenfahrzeuge		11.0101-6006.2 260098	ATE
			➡	07/05→		11.0101-5402.2 260009	ATE
520 d	130	04/06→12/09		09/07→		11.0101-6006.2 260098	ATE
			➡	09/07→		11.0101-5402.2 260009	ATE
520 i	125	07/03→03/10		Schaltgetriebe; → 03/05		11.0101-5402.2 260009	ATE
				Vollautomatik; → 03/05		11.0101-6006.2 260098	ATE
			➡	→ 03/05		11.0101-5402.2 260009	ATE
523 i	140	01/07→03/10		03/07→ 02/10; nicht für Behördenfahrzeuge; Motorcode: N52N		11.0101-5402.2 260009	ATE
				03/07→ 02/10; Motorcode: N53		11.0101-6006.2 260098	ATE
↓							

	kw			 	! #		
<b>BMW - 5 (E60) 12/01→03/10</b>							
<b>Führungshülzensatz, Bremsattel</b>							
523 i	140	01/07→03/10	←	03/07→ 02/10; für Behördenfahrzeuge; Motorcode: N52N		11.0101-6006.2 260098	ATE
			→	03/07→ 02/10		11.0101-5402.2 260009	ATE
525 d	120	12/04→03/10	←	Schaltgetriebe; nicht für Behördenfahrzeuge; → 03/07		11.0101-5402.2 260009	ATE
525 d	130	06/04→03/10	←	Vollautomatik; → 03/07		11.0101-6006.2 260098	ATE
			←	Schaltgetriebe; für Behördenfahrzeuge; → 03/07		11.0101-6006.2 260098	ATE
			→	→ 03/07		11.0101-5402.2 260009	ATE
525 d	145	01/07→03/10	←	03/07→ 02/10		11.0101-6006.2 260098	ATE
			→	03/07→ 02/10		11.0101-5402.2 260009	ATE
525 d xDrive	145	09/07→12/09	←			11.0101-6006.2 260098	ATE
530 d	170	04/05→02/07	→			11.0101-5402.2 260009	ATE
530 d xDrive	173	09/07→12/09					
530 i xDrive	200	09/08→12/09					
530 xd	173	03/07→08/07					
530 xi	200	03/07→10/09					
525 i	141	09/03→03/10	←	nicht für Behördenfahrzeuge; → 06/05		11.0101-5402.2 260009	ATE
			←	für Behördenfahrzeuge; → 06/05		11.0101-6006.2 260098	ATE
			→	→ 06/05		11.0101-5402.2 260009	ATE
525 i	155	07/05→03/10	←	03/07→ 02/10; nicht für Behördenfahrzeuge; Motorcode: N52N		11.0101-5402.2 260009	ATE
525 i	155	01/07→03/10					
525 i	160	01/07→03/10	←	03/07→ 02/10; für Behördenfahrzeuge; Motorcode: N52N		11.0101-6006.2 260098	ATE
			←	→ 03/07		11.0101-6006.2 260098	ATE
			←	03/07→ 02/10; Motorcode: N53		11.0101-6006.2 260098	ATE
			→	03/07→ 02/10; Motorcode: N52N		11.0101-5402.2 260009	ATE
			→	→ 03/07		11.0101-5402.2 260009	ATE
			→	03/07→; Motorcode: N53; nicht für Behördenfahrzeuge; → 02/10		11.0101-5402.2 260009	ATE
			→	03/07→ 02/10; Motorcode: N53; für Behördenfahrzeuge		11.0101-5402.2 260009	ATE
525 i	160	10/04→12/09	←	03/07→; nicht für Behördenfahrzeuge; Motorcode: N52N		11.0101-5402.2 260009	ATE
			←	03/07→; Motorcode: N53		11.0101-6006.2 260098	ATE
			←	07/05→ 03/07		11.0101-6006.2 260098	ATE
			←	03/07→; für Behördenfahrzeuge; Motorcode: N52N		11.0101-6006.2 260098	ATE
			→	03/07→; Motorcode: N53; für Behördenfahrzeuge		11.0101-5402.2 260009	ATE
			→	03/07→; Motorcode: N52N		11.0101-5402.2 260009	ATE
			→	07/05→ 03/07		11.0101-5402.2 260009	ATE
			→	03/07→; Motorcode: N53; nicht für Behördenfahrzeuge		11.0101-5402.2 260009	ATE
525 i xDrive	160	09/08→03/10	←	→ 02/10		11.0101-6006.2 260098	ATE
525 xi	160	07/05→03/10	→	→ 02/10		11.0101-5402.2 260009	ATE
525 xi	160	01/07→03/10					
525 xd	145	11/06→08/07	←	03/07→		11.0101-6006.2 260098	ATE
530 d	173	02/07→12/09	→	03/07→		11.0101-5402.2 260009	ATE
530 xi	200	02/07→08/08					
530 d	155	09/02→12/09	←	07/03→ 08/05		11.0101-6006.2 260098	ATE
530 d	160	09/02→09/05	→	07/03→ 08/05		11.0101-5402.2 260009	ATE
530 i	170	12/01→02/05	←	07/03→		11.0101-6006.2 260098	ATE
			→	07/03→		11.0101-5402.2 260009	ATE
530 i	187	03/05→03/10	←	07/05→ 03/07		11.0101-6006.2 260098	ATE
			→	07/05→ 03/07		11.0101-5402.2 260009	ATE
530 i	190	09/04→02/07	←	07/05→		11.0101-6006.2 260098	ATE
530 xd	170	02/05→02/07	→	07/05→		11.0101-5402.2 260009	ATE
530 xi	190	09/04→02/07					
530 i	200	09/06→12/09	←	01/07→; Motorcode: N53		11.0101-6006.2 260098	ATE
			←	01/07→; Motorcode: N52N		11.0101-6006.2 260098	ATE
			→	01/07→; Motorcode: N52N		11.0101-5402.2 260009	ATE
			→	01/07→; Motorcode: N53		11.0101-5402.2 260009	ATE
535 d	200	09/04→03/10	←	→ 03/07		11.0101-5706.2 260097	ATE
↓							

	kW			 	! #		
<b>BMW - 5 (E60) 12/01→03/10</b>							
<b>Führungshülzensatz, Bremssattel</b>							
535 d	200	09/04→03/10	➡	→ 03/07		11.0101-5402.2 260009	ATE
535 d	210	01/07→03/10	⬅	03/07→ 02/10		11.0101-5706.2 260097	ATE
			➡	03/07→ 02/10		11.0101-5402.2 260009	ATE
535 i 540 i	225 225	04/06→12/09 09/05→02/10	⬅	03/07→; für erhöhte Nutzlast		11.0101-5706.2 260097	ATE
			⬅	→ 03/07		11.0101-6006.2 260098	ATE
			⬅	03/07→; nicht für erhöhte Nutzlast		11.0101-6006.2 260098	ATE
			➡	03/07→		11.0101-5402.2 260009	ATE
			➡	→ 03/07		11.0101-5402.2 260009	ATE
540 i	225	07/05→03/10	⬅	03/07→ 02/10; für erhöhte Nutzlast		11.0101-5706.2 260097	ATE
			⬅	→ 03/07		11.0101-6006.2 260098	ATE
			⬅	03/07→ 02/10; nicht für erhöhte Nutzlast		11.0101-6006.2 260098	ATE
			➡	→ 03/07		11.0101-5402.2 260009	ATE
			➡	03/07→ 02/10		11.0101-5402.2 260009	ATE
545 i	245	09/03→03/10	⬅	→ 08/05		11.0101-6006.2 260098	ATE
			➡	→ 08/05		11.0101-5402.2 260009	ATE
550 i	270	07/05→03/10	⬅	03/07→ 02/10		11.0101-5706.2 260097	ATE
			⬅	→ 03/07		11.0101-6006.2 260098	ATE
			➡	→ 02/10		11.0101-5402.2 260009	ATE
M5	373	09/04→03/10	⬅	→ 02/10		11.0101-5706.2 260097	ATE
			➡	→ 02/10		11.0101-5402.2 260009	ATE
<b>Führungsbolzen, Bremssattel</b>							
520 d	110	02/05→02/08		07/05→		11.8171-0008.1 990049	ATE
520 d	120	02/05→02/08					
523 i	130	10/04→02/07					
520 d	130	04/06→12/09		09/07→		11.8171-0008.1 990049	ATE
520 i	125	07/03→03/10		Schaltgetriebe; → 03/05		11.8171-0008.1 990049	ATE
				Vollautomatik; → 03/05		11.8171-0008.1 990049	ATE
				→ 03/05		11.8171-0008.1 990049	ATE
523 i	140	01/07→03/10		03/07→ 02/10; Motorcode: N53		11.8171-0008.1 990049	ATE
				03/07→ 02/10		11.8171-0008.1 990049	ATE
				03/07→ 02/10; Motorcode: N52N		11.8171-0008.1 990049	ATE
525 d	120	12/04→03/10		Schaltgetriebe; → 03/07		11.8171-0008.1 990049	ATE
525 d	130	06/04→03/10		Vollautomatik; → 03/07		11.8171-0008.1 990049	ATE
				→ 03/07		11.8171-0008.1 990049	ATE
525 d	145	01/07→03/10		03/07→ 02/10		11.8171-0008.1 990049	ATE
				03/07→ 02/10; für Behördenfahrzeuge		11.8171-0067.1 250153	ATE
			➡	03/07→ 02/10; für Behördenfahrzeuge		11.8171-0008.1 990049	ATE
525 d xDrive	145	09/07→12/09				11.8171-0008.1 990049	ATE
530 d xDrive	173	09/07→12/09					
530 i xDrive	200	09/08→12/09					
530 xd	173	03/07→08/07					
530 xi	200	03/07→10/09					
525 i	141	09/03→03/10		→ 06/05		11.8171-0008.1 990049	ATE
525 i	155	07/05→03/10		→ 03/07		11.8171-0008.1 990049	ATE
525 i 525 i 525 i	155 160	01/07→03/10 01/07→03/10		03/07→; Motorcode: N53; nicht für Behördenfahrzeuge; → 02/10		11.8171-0008.1 990049	ATE
				03/07→ 02/10; Motorcode: N53		11.8171-0008.1 990049	ATE
				03/07→ 02/10; Motorcode: N52N		11.8171-0008.1 990049	ATE
				03/07→ 02/10; für Behördenfahrzeuge; Motorcode: N53		11.8171-0067.1 250153	ATE
			➡	03/07→ 02/10; Motorcode: N53; für Behördenfahrzeuge		11.8171-0008.1 990049	ATE
525 i	160	10/04→12/09		03/07→; Motorcode: N53; nicht für Behördenfahrzeuge		11.8171-0008.1 990049	ATE
				03/07→; Motorcode: N52N		11.8171-0008.1 990049	ATE
				07/05→ 03/07		11.8171-0008.1 990049	ATE
				03/07→; Motorcode: N53		11.8171-0008.1 990049	ATE
				03/07→; für Behördenfahrzeuge; Motorcode: N53		11.8171-0067.1 250153	ATE
↓							


















	kW			 	! #		
<b>BMW - 5 (E60) 12/01→03/10</b>							
<b>Führungsbolzen, Bremsattel</b>							
525 i	160	10/04→12/09	➔	03/07→; Motorcode: N53; für Behördenfahrzeuge		11.8171-0008.1 990049	ATE
525 i xDrive	160	09/08→03/10		→ 02/10		11.8171-0008.1 990049	ATE
525 xi	160	07/05→03/10				11.8171-0067.1 250153	ATE
525 xi	160	01/07→03/10					
525 xd	145	11/06→08/07		03/07→		11.8171-0008.1 990049	ATE
530 xi	200	02/07→08/08				11.8171-0067.1 250153	ATE
530 d	155	09/02→12/09		07/03→ 08/05		11.8171-0008.1 990049	ATE
530 d	160	09/02→09/05		07/03→; für Behördenfahrzeuge; → 08/05		11.8171-0067.1 250153	ATE
			➔	07/03→; für Behördenfahrzeuge; → 08/05		11.8171-0008.1 990049	ATE
530 d	170	04/05→02/07				11.8171-0008.1 990049	ATE
				für Behördenfahrzeuge		11.8171-0067.1 250153	ATE
			➔	für Behördenfahrzeuge		11.8171-0008.1 990049	ATE
530 d	173	02/07→12/09		03/07→		11.8171-0008.1 990049	ATE
				03/07→; für Behördenfahrzeuge		11.8171-0067.1 250153	ATE
			➔	03/07→; für Behördenfahrzeuge		11.8171-0008.1 990049	ATE
530 i	170	12/01→02/05		07/03→		11.8171-0008.1 990049	ATE
530 i	187	03/05→03/10		07/05→ 03/07		11.8171-0008.1 990049	ATE
				07/05→ 03/07; für Behördenfahrzeuge		11.8171-0067.1 250153	ATE
			➔	07/05→ 03/07; für Behördenfahrzeuge		11.8171-0008.1 990049	ATE
530 i	190	09/04→02/07		07/05→		11.8171-0008.1 990049	ATE
				07/05→; für Behördenfahrzeuge		11.8171-0067.1 250153	ATE
			➔	07/05→; für Behördenfahrzeuge		11.8171-0008.1 990049	ATE
530 i	200	09/06→12/09		01/07→; Motorcode: N52N		11.8171-0008.1 990049	ATE
				01/07→; Motorcode: N53		11.8171-0008.1 990049	ATE
						11.8171-0067.1 250153	ATE
				01/07→; für Behördenfahrzeuge; Motorcode: N52N		11.8171-0067.1 250153	ATE
			➔	01/07→; für Behördenfahrzeuge; Motorcode: N52N		11.8171-0008.1 990049	ATE
			➔	01/07→; Motorcode: N53		11.8171-0008.1 990049	ATE
530 xd	170	02/05→02/07		07/05→		11.8171-0008.1 990049	ATE
530 xi	190	09/04→02/07				11.8171-0067.1 250153	ATE
535 d	200	09/04→03/10		→ 03/07		11.8171-0067.1 250153	ATE
			➔	→ 03/07		11.8171-0008.1 990049	ATE
535 d	210	01/07→03/10		03/07→ 02/10		11.8171-0067.1 250153	ATE
			➔	03/07→ 02/10		11.8171-0008.1 990049	ATE
535 i	225	04/06→12/09		→ 03/07		11.8171-0008.1 990049	ATE
540 i	225	09/05→02/10				11.8171-0067.1 250153	ATE
				03/07→; nicht für erhöhte Nutzlast		11.8171-0008.1 990049	ATE
				03/07→		11.8171-0067.1 250153	ATE
			➔	→ 03/07		11.8171-0008.1 990049	ATE
			➔	03/07→		11.8171-0008.1 990049	ATE
540 i	225	07/05→03/10		03/07→ 02/10; nicht für erhöhte Nutzlast		11.8171-0008.1 990049	ATE
				→ 03/07		11.8171-0008.1 990049	ATE
						11.8171-0067.1 250153	ATE
				03/07→ 02/10		11.8171-0067.1 250153	ATE
			➔	→ 03/07		11.8171-0008.1 990049	ATE
			➔	03/07→ 02/10		11.8171-0008.1 990049	ATE
545 i	245	09/03→03/10		→ 08/05		11.8171-0008.1 990049	ATE
						11.8171-0067.1 250153	ATE
			➔	→ 08/05		11.8171-0008.1 990049	ATE
550 i	270	07/05→03/10		03/07→ 02/10		11.8171-0008.1 990049	ATE
						11.8171-0067.1 250153	ATE
				→ 03/07		11.8171-0067.1 250153	ATE
			➔	→ 02/10		11.8171-0008.1 990049	ATE
M5	373	09/04→03/10		→ 02/10		11.8171-0067.1 250153	ATE
			➔	→ 02/10		11.8171-0008.1 990049	ATE
↓							









	kW			 	! #		
<b>BMW - 5 (E60) 12/01→03/10</b>							
<b>Dichtungssatz, Bremsattel</b>							
520 d	110	02/05→02/08	←	07/05→		11.0441-6008.2 250038	ATE für Kolben-Ø [mm]: 60
520 d	120	02/05→02/08	→	07/05→		11.0441-4203.2 250013	ATE
523 i	130	10/04→02/07					
530 i	190	09/04→02/07					
530 xd	170	02/05→02/07					
530 xi	190	09/04→02/07					
520 d	130	04/06→12/09	←	09/07→		11.0441-6008.2 250038	ATE für Kolben-Ø [mm]: 60
			→	09/07→		11.0441-4203.2 250013	ATE
520 i	125	07/03→03/10	←	Vollautomatik; → 03/05		11.0441-6008.2 250038	ATE für Kolben-Ø [mm]: 60
			←	Schaltgetriebe; → 03/05		11.0441-6008.2 250038	ATE für Kolben-Ø [mm]: 60
			→	→ 03/05		11.0441-4203.2 250013	ATE
523 i	140	01/07→03/10	←	03/07→ 02/10; Motorcode: N53		11.0441-6008.2 250038	ATE für Kolben-Ø [mm]: 60
			←	03/07→ 02/10; Motorcode: N52N		11.0441-6008.2 250038	ATE für Kolben-Ø [mm]: 60
			→	03/07→ 02/10		11.0441-4203.2 250013	ATE
525 d	120	12/04→03/10	←	Schaltgetriebe; → 03/07		11.0441-6008.2 250038	ATE für Kolben-Ø [mm]: 60
525 d	130	06/04→03/10	←	Vollautomatik; → 03/07		11.0441-6008.2 250038	ATE für Kolben-Ø [mm]: 60
			→	→ 03/07		11.0441-4203.2 250013	ATE
525 d	145	01/07→03/10	←	03/07→ 02/10		11.0441-6008.2 250038	ATE für Kolben-Ø [mm]: 60
			→	03/07→ 02/10		11.0441-4203.2 250013	ATE
525 d xDrive	145	09/07→12/09	←			11.0441-6008.2 250038	ATE für Kolben-Ø [mm]: 60
530 d	170	04/05→02/07	→			11.0441-4203.2 250013	ATE
530 d xDrive	173	09/07→12/09					
530 i xDrive	200	09/08→12/09					
530 xd	173	03/07→08/07					
530 xi	200	03/07→10/09					
525 i	141	09/03→03/10					
			→	→ 06/05		11.0441-4203.2 250013	ATE
525 i	155	07/05→03/10	←	03/07→ 02/10; Motorcode: N52N		11.0441-6008.2 250038	ATE für Kolben-Ø [mm]: 60
525 i	155	01/07→03/10	←	→ 03/07		11.0441-6008.2 250038	ATE für Kolben-Ø [mm]: 60
525 i	160	01/07→03/10	←	03/07→ 02/10; Motorcode: N53		11.0441-6008.2 250038	ATE für Kolben-Ø [mm]: 60
			→	→ 03/07		11.0441-4203.2 250013	ATE
			→	03/07→ 02/10; Motorcode: N52N		11.0441-4203.2 250013	ATE
			→	03/07→; Motorcode: N53; nicht für Behördenfahrzeuge; → 02/10		11.0441-4203.2 250013	ATE
			→	03/07→ 02/10; Motorcode: N53; für Behördenfahrzeuge		11.0441-4203.2 250013	ATE
525 i	160	10/04→12/09	←	03/07→; Motorcode: N53		11.0441-6008.2 250038	ATE für Kolben-Ø [mm]: 60
			←	07/05→ 03/07		11.0441-6008.2 250038	ATE für Kolben-Ø [mm]: 60
			←	03/07→; Motorcode: N52N		11.0441-6008.2 250038	ATE für Kolben-Ø [mm]: 60
			→	03/07→; Motorcode: N53; für Behördenfahrzeuge		11.0441-4203.2 250013	ATE
			→	03/07→; Motorcode: N52N		11.0441-4203.2 250013	ATE
			→	07/05→ 03/07		11.0441-4203.2 250013	ATE
			→	03/07→; Motorcode: N53; nicht für Behördenfahrzeuge		11.0441-4203.2 250013	ATE
525 i xDrive	160	09/08→03/10	←	→ 02/10		11.0441-6008.2 250038	ATE für Kolben-Ø [mm]: 60
525 xi	160	07/05→03/10	→	→ 02/10		11.0441-4203.2 250013	ATE
525 xi	160	01/07→03/10					
525 xd	145	11/06→08/07	←	03/07→		11.0441-6008.2 250038	ATE für Kolben-Ø [mm]: 60
530 d	173	02/07→12/09	→	03/07→		11.0441-4203.2 250013	ATE
530 xi	200	02/07→08/08					
530 d	155	09/02→12/09	←	07/03→ 08/05		11.0441-6008.2 250038	ATE für Kolben-Ø [mm]: 60
530 d	160	09/02→09/05	→	07/03→ 08/05		11.0441-4203.2 250013	ATE
530 i	170	12/01→02/05	←	07/03→		11.0441-6008.2 250038	ATE für Kolben-Ø [mm]: 60
			→	07/03→		11.0441-4203.2 250013	ATE
530 i	187	03/05→03/10	←	07/05→ 03/07		11.0441-6008.2 250038	ATE für Kolben-Ø [mm]: 60
			→	07/05→ 03/07		11.0441-4203.2 250013	ATE
530 i	200	09/06→12/09	←	01/07→; Motorcode: N53		11.0441-6008.2 250038	ATE für Kolben-Ø [mm]: 60
			←	01/07→; Motorcode: N52N		11.0441-6008.2 250038	ATE für Kolben-Ø [mm]: 60
			→	01/07→; Motorcode: N52N		11.0441-4203.2 250013	ATE
			→	01/07→; Motorcode: N53		11.0441-4203.2 250013	ATE
↓							














	kW			 	! #		
<b>BMW - 5 (E60) 12/01→03/10</b>							
<b>Dichtungssatz, Bremssattel</b>							
535 d	200	09/04→03/10	➡	→ 03/07		11.0441-4203.2 250013	ATE
535 i	225	04/06→12/09	⬅	03/07→; nicht für erhöhte Nutzlast		11.0441-6008.2 250038	ATE für Kolben-Ø [mm]: 60
540 i	225	09/05→02/10	⬅	→ 03/07		11.0441-6008.2 250038	ATE für Kolben-Ø [mm]: 60
			➡	03/07→		11.0441-4203.2 250013	ATE
540 i	225	07/05→03/10	⬅	03/07→ 02/10; nicht für erhöhte Nutzlast		11.0441-6008.2 250038	ATE für Kolben-Ø [mm]: 60
			⬅	→ 03/07		11.0441-6008.2 250038	ATE für Kolben-Ø [mm]: 60
			➡	03/07→ 02/10		11.0441-4203.2 250013	ATE
545 i	245	09/03→03/10	⬅	→ 08/05		11.0441-6008.2 250038	ATE für Kolben-Ø [mm]: 60
			➡	→ 08/05		11.0441-4203.2 250013	ATE
550 i	270	07/05→03/10	⬅	03/07→ 02/10		11.0441-6008.2 250038	ATE für Kolben-Ø [mm]: 60
<b>Bremsschlauch</b>							
520 d	110	02/05→02/08	⬅	07/05→	2	24.5169-0556.3 331510	L= 555
520 d	120	02/05→02/08					
523 i	130	10/04→02/07	➡	07/05→	2	24.5102-0304.3 331407	L= 304
525 i	160	10/04→12/09					
530 i	190	09/04→02/07					
530 xd	170	02/05→02/07					
530 xi	190	09/04→02/07					
520 d	130	04/06→12/09	⬅	09/07→	2	24.5169-0556.3 331510	L= 555
			➡	09/07→	2	24.5102-0304.3 331407	L= 304
520 i	125	07/03→03/10	⬅	→ 03/05	2	24.5169-0556.3 331510	L= 555
			➡	→ 03/05	2	24.5102-0304.3 331407	L= 304
523 i	140	01/07→03/10	⬅	03/07→ 02/10	2	24.5169-0556.3 331510	L= 555
525 d	145	01/07→03/10					
535 d	210	01/07→03/10	➡	03/07→ 02/10	2	24.5102-0304.3 331407	L= 304
525 d	120	12/04→03/10	⬅	→ 03/07	2	24.5169-0556.3 331510	L= 555
525 d	130	06/04→03/10					
535 d	200	09/04→03/10	➡	→ 03/07	2	24.5102-0304.3 331407	L= 304
525 d xDrive	145	09/07→12/09	⬅		2	83.7751-0495.3 331104	L= 495
530 d xDrive	173	09/07→12/09					
530 i xDrive	200	09/08→12/09	➡		2	24.5102-0304.3 331407	L= 304
530 xd	173	03/07→08/07					
530 xi	200	03/07→10/09					
525 i	141	09/03→03/10	⬅	→ 06/05	2	24.5169-0556.3 331510	L= 555
			➡	→ 06/05	2	24.5102-0304.3 331407	L= 304
525 i	155	07/05→03/10	⬅	→ 02/10	2	24.5169-0556.3 331510	L= 555
525 i	155	01/07→03/10					
525 i	160	01/07→03/10	➡	→ 02/10	2	24.5102-0304.3 331407	L= 304
540 i	225	07/05→03/10					
550 i	270	07/05→03/10					
M5	373	09/04→03/10					
525 i xDrive	160	09/08→03/10	⬅	→ 02/10	2	83.7751-0495.3 331104	L= 495
525 xi	160	07/05→03/10					
525 xi	160	01/07→03/10	➡	→ 02/10	2	24.5102-0304.3 331407	L= 304
525 xd	145	11/06→08/07	⬅	03/07→	2	83.7751-0495.3 331104	L= 495
530 xi	200	02/07→08/08	➡	03/07→	2	24.5102-0304.3 331407	L= 304
530 d	155	09/02→12/09	⬅	07/03→ 08/05	2	24.5169-0556.3 331510	L= 555
530 d	160	09/02→09/05	➡	07/03→ 08/05	2	24.5102-0304.3 331407	L= 304
530 d	170	04/05→02/07	⬅		2	24.5169-0556.3 331510	L= 555
535 i	225	04/06→12/09					
540 i	225	09/05→02/10	➡		2	24.5102-0304.3 331407	L= 304
530 d	173	02/07→12/09	⬅	03/07→	2	24.5169-0556.3 331510	L= 555
			➡	03/07→	2	24.5102-0304.3 331407	L= 304
530 i	170	12/01→02/05	⬅	07/03→	2	24.5169-0556.3 331510	L= 555
			➡	07/03→	2	24.5102-0304.3 331407	L= 304
530 i	187	03/05→03/10	⬅	07/05→ 03/07	2	24.5169-0556.3 331510	L= 555
			➡	07/05→ 03/07	2	24.5102-0304.3 331407	L= 304
530 i	200	09/06→12/09	⬅	01/07→	2	24.5169-0556.3 331510	L= 555
			➡	01/07→	2	24.5102-0304.3 331407	L= 304
545 i	245	09/03→03/10	⬅	→ 08/05	2	24.5169-0556.3 331510	L= 555
			➡	→ 08/05	2	24.5102-0304.3 331407	L= 304








	kW			 	! #			
<b>BMW - 5 (F10) 01/09→10/16</b>								
<b> Bremssattel</b>								
518 d	100	02/13→06/14	➡	☐		24.6244-1703.5	240796	TRW Ø 44 + EMot / - Halter + FSB
518 d	105	02/13→06/14	➡	☐				
520 d	100	01/13→06/14	➡	☐		24.6244-1704.5	240797	TRW Ø 44 + EMot / - Halter + FSB
520 d	135	03/10→06/14	➡	☐				
520 d	147	01/13→06/14	➡	☐				
520 d	151	07/14→10/16	➡	☐				
520 d xDrive	100	01/13→06/14	➡	☐				
520 d xDrive	120	10/13→10/16	➡	☐				
520 d xDrive	151	07/14→10/16	➡	☐				
520 i	125	07/13→10/16	➡	☐				
525 d	150	03/10→08/11	➡	☐				
518 d	110	10/13→10/16	➡	☐; 07/14→		24.6244-1703.5	240796	TRW Ø 44 + EMot / - Halter + FSB
518 d	120	10/13→10/16	➡	☐; 07/14→				
520 d	140	10/13→10/16	➡	☐; 07/14→		24.6244-1704.5	240797	TRW Ø 44 + EMot / - Halter + FSB
520 d	155	10/13→10/16	➡	☐; 07/14→				
520 d xDrive	140	10/13→10/16	➡	☐; 07/14→				
520 d xDrive	155	10/13→10/16	➡	☐; 07/14→				
520 d	120	01/09→10/16	➡	☐; 03/10→		24.6244-1703.5	240796	TRW Ø 44 + EMot / - Halter + FSB
523 i	150	01/09→08/11	➡	☐; 03/10→				
523 i	150	06/09→08/11	➡	☐; 03/10→		24.6244-1704.5	240797	TRW Ø 44 + EMot / - Halter + FSB
523 i	155	06/09→08/11	➡	☐; 03/10→				
523 i	160	06/09→08/11	➡	☐; 03/10→				
528 i	190	01/09→08/11	➡	☐; 03/10→				
520 d xDrive	135	01/13→06/14	➡	☐; 02/13→		24.6244-1703.5	240796	TRW Ø 44 + EMot / - Halter + FSB
520 d xDrive	147	01/13→06/14	➡	☐; 02/13→		24.6244-1704.5	240797	TRW Ø 44 + EMot / - Halter + FSB
520 i	120	10/10→10/16	➡	☐; 09/11→		24.6244-1703.5	240796	TRW Ø 44 + EMot / - Halter + FSB
520 i	135	10/10→10/16	➡	☐; 09/11→				
525 d	155	01/11→10/16	➡	☐; 09/11→		24.6244-1704.5	240797	TRW Ø 44 + EMot / - Halter + FSB
525 d	160	01/11→10/16	➡	☐; 09/11→				
525 d xDrive	155	01/11→10/16	➡	☐; 09/11→				
525 d xDrive	160	01/11→10/16	➡	☐; 09/11→				
528 i	180	10/10→10/16	➡	☐; 09/11→				
528 i xDrive	180	10/10→10/16	➡	☐; 09/11→				
530 i	190	06/09→06/13	➡	☐; 09/11→				
530 i	200	05/11→06/13	➡	☐; 09/11→				
530 d	180	01/09→08/11	➡	☐; 03/10→; für Bremsscheibendurchmesser [mm]: 345		24.6244-1701.5	240717	TRW Ø 44 + EMot / - Halter + FSB
			➡	☐; 03/10→; für Bremsscheibendurchmesser [mm]: 345		24.6244-1702.5	240718	TRW Ø 44 + EMot / - Halter + FSB
			➡	☐; 03/10→; für Bremsscheibendurchmesser [mm]: 330		24.6244-1703.5	240796	TRW Ø 44 + EMot / - Halter + FSB
			➡	☐; 03/10→; für Bremsscheibendurchmesser [mm]: 330		24.6244-1704.5	240797	TRW Ø 44 + EMot / - Halter + FSB
530 d	190	01/11→10/16	➡	☐; 09/11→; für Bremsscheibendurchmesser [mm]: 345		24.6244-1701.5	240717	TRW Ø 44 + EMot / - Halter + FSB
			➡	☐; 09/11→; für Bremsscheibendurchmesser [mm]: 345		24.6244-1702.5	240718	TRW Ø 44 + EMot / - Halter + FSB
			➡	☐; 09/11→; für Bremsscheibendurchmesser [mm]: 330		24.6244-1703.5	240796	TRW Ø 44 + EMot / - Halter + FSB
			➡	☐; 09/11→; für Bremsscheibendurchmesser [mm]: 330		24.6244-1704.5	240797	TRW Ø 44 + EMot / - Halter + FSB
530 d	210	09/10→10/16	➡	☐; 10/15→		24.6244-1703.5	240796	TRW Ø 44 + EMot / - Halter + FSB
530 d xDrive	210	09/10→10/16	➡	☐; 10/15→		24.6244-1704.5	240797	TRW Ø 44 + EMot / - Halter + FSB
530 d xDrive	190	03/11→10/16	➡	☐; für Bremsscheibendurchmesser [mm]: 345		24.6244-1701.5	240717	TRW Ø 44 + EMot / - Halter + FSB
			➡	☐; für Bremsscheibendurchmesser [mm]: 345		24.6244-1702.5	240718	TRW Ø 44 + EMot / - Halter + FSB
			➡	☐; für Bremsscheibendurchmesser [mm]: 330		24.6244-1703.5	240796	TRW Ø 44 + EMot / - Halter + FSB
			➡	☐; für Bremsscheibendurchmesser [mm]: 330		24.6244-1704.5	240797	TRW Ø 44 + EMot / - Halter + FSB
↓								








	kw			 	! #			
<b>BMW - 5 (F10) 01/09→10/16</b>								
<b> Bremssattel</b>								
535 d	220	03/10→08/11	➡	☐		24.6244-1701.5	240717	TRW Ø 44 + EMot / - Halter + FSB
535 d	230	01/11→10/16						
535 d xDrive	230	02/11→10/16	➡	☐		24.6244-1702.5	240718	TRW Ø 44 + EMot / - Halter + FSB
535 i	240	07/13→10/16						
535 i xDrive	240	07/13→10/16	➡	☐		24.6244-1701.5	240717	TRW Ø 44 + EMot / - Halter + FSB
535 i	225	01/09→10/16	➡	☐; 03/10→		24.6244-1701.5	240717	TRW Ø 44 + EMot / - Halter + FSB
550 i	300	01/09→06/13	➡	☐; 03/10→		24.6244-1702.5	240718	TRW Ø 44 + EMot / - Halter + FSB
535 i xDrive	225	03/10→10/16	➡	☐; 03/11→		24.6244-1701.5	240717	TRW Ø 44 + EMot / - Halter + FSB
			➡	☐; 03/11→		24.6244-1702.5	240718	TRW Ø 44 + EMot / - Halter + FSB
550 i	330	08/12→10/16	➡	☐; 05/13→		24.6244-1701.5	240717	TRW Ø 44 + EMot / - Halter + FSB
550 i xDrive	330	01/13→10/16	➡	☐; 05/13→		24.6244-1702.5	240718	TRW Ø 44 + EMot / - Halter + FSB
550 i xDrive	300	08/10→06/13	➡	☐; 09/10→		24.6244-1701.5	240717	TRW Ø 44 + EMot / - Halter + FSB
			➡	☐; 09/10→		24.6244-1702.5	240718	TRW Ø 44 + EMot / - Halter + FSB
ActiveHybrid	225	09/10→08/16	➡	☐; 09/11→		24.6244-1701.5	240717	TRW Ø 44 + EMot / - Halter + FSB
ActiveHybrid	250	09/10→08/16	➡	☐; 09/11→		24.6244-1702.5	240718	TRW Ø 44 + EMot / - Halter + FSB
M 550 d xDrive	280	07/11→10/16	➡	☐; 03/12→		24.6244-1701.5	240717	TRW Ø 44 + EMot / - Halter + FSB
			➡	☐; 03/12→		24.6244-1702.5	240718	TRW Ø 44 + EMot / - Halter + FSB
<b>Feder, Bremssattel</b>								
518 d	100	02/13→06/14	←		2	11.8116-0137.1	390612	ATE
518 d	105	02/13→06/14						
520 d	100	01/13→06/14						
520 d	135	03/10→06/14						
520 d	147	01/13→06/14						
520 d	151	07/14→10/16						
520 d xDrive	100	01/13→06/14						
520 d xDrive	120	10/13→10/16						
520 d xDrive	151	07/14→10/16						
520 i	125	07/13→10/16						
518 d	110	10/13→10/16	←	07/14→	2	11.8116-0137.1	390612	ATE
518 d	120	10/13→10/16						
520 d	140	10/13→10/16						
520 d	155	10/13→10/16						
520 d xDrive	140	10/13→10/16						
520 d xDrive	155	10/13→10/16						
520 d	120	01/09→10/16	←	03/10→	2	11.8116-0137.1	390612	ATE
523 i	150	01/09→08/11						
523 i	150	06/09→08/11						
523 i	155	06/09→08/11						
523 i	160	06/09→08/11						
520 d xDrive	135	01/13→06/14	←	02/13→	2	11.8116-0137.1	390612	ATE
520 d xDrive	147	01/13→06/14						
520 i	120	10/10→10/16	←	09/11→	2	11.8116-0137.1	390612	ATE
520 i	135	10/10→10/16						
525 d	155	01/11→10/16		09/11→;	2	11.8116-0007.2	390602	ATE
525 d	160	01/11→10/16		für Fahrzeuge mit verstärkter Bremse				
525 d xDrive	155	01/11→10/16						
525 d xDrive	160	01/11→10/16						
530 d	190	01/11→10/16						
525 d	150	03/10→08/11		für Fahrzeuge mit verstärkter Bremse	2	11.8116-0007.2	390602	ATE
530 d xDrive	190	03/11→10/16						
535 d	220	03/10→08/11						
535 d	230	01/11→10/16						
535 d xDrive	230	02/11→10/16						
535 i	240	07/13→10/16						
535 i xDrive	240	07/13→10/16						
530 d	180	01/09→08/11		03/10→;	2	11.8116-0007.2	390602	ATE
535 i	225	01/09→10/16		für Fahrzeuge mit verstärkter Bremse				
550 i	300	01/09→06/13						
530 d	210	09/10→10/16		10/15→;	2	11.8116-0007.2	390602	ATE
530 d xDrive	210	09/10→10/16		für Fahrzeuge mit verstärkter Bremse				
535 i xDrive	225	03/10→10/16		03/11→;	2	11.8116-0007.2	390602	ATE
				für Fahrzeuge mit verstärkter Bremse				
550 i	330	08/12→10/16		05/13→	2	11.8116-0007.2	390602	ATE
550 i xDrive	330	01/13→10/16						
↓								








	kW				! #		
<b>BMW - 5 (F10) 01/09→10/16</b>							
<b>Feder, Bremssattel</b>							
550 i xDrive	300	08/10→06/13		09/10→; für Fahrzeuge mit verstärkter Bremse	2	11.8116-0007.2 390602	ATE
ActiveHybrid	225	09/10→08/16		09/11→	2	11.8116-0007.2 390602	ATE
ActiveHybrid	250	09/10→08/16					
M 550 d xDrive	280	07/11→10/16		03/12→	2	11.8116-0007.2 390602	ATE
<b>Führungshülzensatz, Bremssattel</b>							
518 d	100	02/13→06/14	←			11.0101-5402.2 260009	ATE
518 d	105	02/13→06/14					
520 d	100	01/13→06/14					
520 d	135	03/10→06/14					
520 d	147	01/13→06/14					
520 d	151	07/14→10/16					
520 d xDrive	100	01/13→06/14					
520 d xDrive	120	10/13→10/16					
520 d xDrive	151	07/14→10/16					
520 i	125	07/13→10/16					
518 d	110	10/13→10/16	←	07/14→		11.0101-5402.2 260009	ATE
518 d	120	10/13→10/16					
520 d	140	10/13→10/16					
520 d	155	10/13→10/16					
520 d xDrive	140	10/13→10/16					
520 d xDrive	155	10/13→10/16					
520 d	120	01/09→10/16	←	03/10→		11.0101-5402.2 260009	ATE
523 i	150	01/09→08/11					
523 i	150	06/09→08/11					
523 i	155	06/09→08/11					
523 i	160	06/09→08/11					
520 d xDrive	135	01/13→06/14	←	02/13→		11.0101-5402.2 260009	ATE
520 d xDrive	147	01/13→06/14					
520 i	120	10/10→10/16	←	09/11→		11.0101-5402.2 260009	ATE
520 i	135	10/10→10/16					
525 d	155	01/11→10/16	←	09/11→; nicht für Fahrzeuge mit verstärkter Bremse		11.0101-5402.2 260009	ATE
525 d	160	01/11→10/16					
525 d xDrive	155	01/11→10/16					
525 d xDrive	160	01/11→10/16	←	09/11→; für Fahrzeuge mit verstärkter Bremse		11.0101-7003.2 260124	ATE
530 d	190	01/11→10/16					
525 d	150	03/10→08/11	←	nicht für Fahrzeuge mit verstärkter Bremse		11.0101-5402.2 260009	ATE
530 d xDrive	190	03/11→10/16	←	für Fahrzeuge mit verstärkter Bremse		11.0101-7003.2 260124	ATE
528 i	180	10/10→10/16	←	09/11→; nicht für Fahrzeuge mit verstärkter Bremse		11.0101-5402.2 260009	ATE
528 i xDrive	180	10/10→10/16					
530 i	190	06/09→06/13					
530 i	200	05/11→06/13					
528 i	190	01/09→08/11	←	03/10→; nicht für Fahrzeuge mit verstärkter Bremse		11.0101-5402.2 260009	ATE
530 d	180	01/09→08/11	←	03/10→; nicht für Fahrzeuge mit verstärkter Bremse		11.0101-5402.2 260009	ATE
			←	03/10→; für Fahrzeuge mit verstärkter Bremse		11.0101-7003.2 260124	ATE
530 d	210	09/10→10/16	←	10/15→; nicht für Fahrzeuge mit verstärkter Bremse		11.0101-5402.2 260009	ATE
530 d xDrive	210	09/10→10/16	←	10/15→; für Fahrzeuge mit verstärkter Bremse		11.0101-7003.2 260124	ATE
535 d	220	03/10→08/11	←	für Fahrzeuge mit verstärkter Bremse		11.0101-7003.2 260124	ATE
535 d	230	01/11→10/16					
535 d xDrive	230	02/11→10/16					
535 i	240	07/13→10/16					
535 i xDrive	240	07/13→10/16					
535 i	225	01/09→10/16	←	03/10→; für Fahrzeuge mit verstärkter Bremse		11.0101-7003.2 260124	ATE
550 i	300	01/09→06/13					
535 i xDrive	225	03/10→10/16	←	03/11→; für Fahrzeuge mit verstärkter Bremse		11.0101-7003.2 260124	ATE
550 i	330	08/12→10/16	←	05/13→		11.0101-7003.2 260124	ATE
550 i xDrive	330	01/13→10/16					
550 i xDrive	300	08/10→06/13	←	09/10→; für Fahrzeuge mit verstärkter Bremse		11.0101-7003.2 260124	ATE
ActiveHybrid	225	09/10→08/16	←	09/11→		11.0101-7003.2 260124	ATE
ActiveHybrid	250	09/10→08/16					
M 550 d xDrive	280	07/11→10/16	←	03/12→		11.0101-7003.2 260124	ATE
<b>Führungsbolzen, Bremssattel</b>							
518 d	100	02/13→06/14				11.8171-0008.1 990049	ATE
518 d	105	02/13→06/14					
520 d	100	01/13→06/14					
↓							








	kW			 	! #		
<b>BMW - 5 (F10) 01/09→10/16</b>							
<b>Führungsbolzen, Bremsattel</b>							
520 d	135	03/10→06/14				11.8171-0008.1	990049 ATE
520 d	147	01/13→06/14					
520 d	151	07/14→10/16					
520 d xDrive	100	01/13→06/14					
520 d xDrive	120	10/13→10/16					
520 d xDrive	151	07/14→10/16					
520 i	125	07/13→10/16					
518 d	110	10/13→10/16		07/14→		11.8171-0008.1	990049 ATE
518 d	120	10/13→10/16					
520 d	140	10/13→10/16					
520 d	155	10/13→10/16					
520 d xDrive	140	10/13→10/16					
520 d xDrive	155	10/13→10/16					
520 d	120	01/09→10/16		03/10→		11.8171-0008.1	990049 ATE
523 i	150	01/09→08/11					
523 i	150	06/09→08/11					
523 i	155	06/09→08/11					
523 i	160	06/09→08/11					
520 d xDrive	135	01/13→06/14		02/13→		11.8171-0008.1	990049 ATE
520 d xDrive	147	01/13→06/14					
520 i	120	10/10→10/16		09/11→		11.8171-0008.1	990049 ATE
520 i	135	10/10→10/16					
525 d	155	01/11→10/16		09/11→;		11.8171-0008.1	990049 ATE
525 d	160	01/11→10/16		nicht für Fahrzeuge mit verstärkter			
525 d xDrive	155	01/11→10/16		Bremse			
525 d xDrive	160	01/11→10/16		09/11→;		11.8171-0096.1	250155 ATE
530 d	190	01/11→10/16		für Fahrzeuge mit verstärkter			
525 d	150	03/10→08/11		nicht für Fahrzeuge mit verstärkter		11.8171-0008.1	990049 ATE
530 d xDrive	190	03/11→10/16		Bremse			
				für Fahrzeuge mit verstärkter		11.8171-0096.1	250155 ATE
528 i	180	10/10→10/16		09/11→;		11.8171-0008.1	990049 ATE
528 i xDrive	180	10/10→10/16		nicht für Fahrzeuge mit verstärkter			
530 i	190	06/09→06/13		Bremse			
530 i	200	05/11→06/13					
528 i	190	01/09→08/11		03/10→;		11.8171-0008.1	990049 ATE
				nicht für Fahrzeuge mit verstärkter			
				Bremse			
530 d	180	01/09→08/11		03/10→;		11.8171-0008.1	990049 ATE
				nicht für Fahrzeuge mit verstärkter			
				Bremse			
				03/10→;		11.8171-0096.1	250155 ATE
				für Fahrzeuge mit verstärkter			
530 d	210	09/10→10/16		10/15→;		11.8171-0008.1	990049 ATE
530 d xDrive	210	09/10→10/16		nicht für Fahrzeuge mit verstärkter			
				Bremse			
				10/15→;		11.8171-0096.1	250155 ATE
				für Fahrzeuge mit verstärkter			
535 d	220	03/10→08/11		für Fahrzeuge mit verstärkter		11.8171-0096.1	250155 ATE
535 d	230	01/11→10/16					
535 d xDrive	230	02/11→10/16					
535 i	240	07/13→10/16					
535 i xDrive	240	07/13→10/16					
535 i	225	01/09→10/16		03/10→;		11.8171-0096.1	250155 ATE
550 i	300	01/09→06/13		für Fahrzeuge mit verstärkter			
535 i xDrive	225	03/10→10/16		03/11→;		11.8171-0096.1	250155 ATE
				für Fahrzeuge mit verstärkter			
550 i	330	08/12→10/16		05/13→		11.8171-0096.1	250155 ATE
550 i xDrive	330	01/13→10/16					
550 i xDrive	300	08/10→06/13		09/10→;		11.8171-0096.1	250155 ATE
				für Fahrzeuge mit verstärkter			
ActiveHybrid	225	09/10→08/16		09/11→		11.8171-0096.1	250155 ATE
ActiveHybrid	250	09/10→08/16					
M 550 d xDrive	280	07/11→10/16		03/12→		11.8171-0096.1	250155 ATE
<b>Dichtungssatz, Bremsattel</b>							
518 d	100	02/13→06/14	←			11.0441-6008.2	250038 ATE für Kolben-Ø [mm]: 60
518 d	105	02/13→06/14					
520 d	100	01/13→06/14					
520 d	135	03/10→06/14					
520 d	147	01/13→06/14					
520 d	151	07/14→10/16					
520 d xDrive	100	01/13→06/14					
520 d xDrive	120	10/13→10/16					
520 d xDrive	151	07/14→10/16					
520 i	125	07/13→10/16					
525 d	150	03/10→08/11					
530 d xDrive	190	03/11→10/16					
518 d	110	10/13→10/16	←	07/14→		11.0441-6008.2	250038 ATE für Kolben-Ø [mm]: 60
518 d	120	10/13→10/16					
↓							










	kW			 	! #		
<b>BMW - 5 (F10) 01/09→10/16</b>							
<b>Dichtungssatz, Bremssattel</b>							
520 d	140	10/13→10/16	←	07/14→		11.0441-6008.2 250038	ATE für Kolben-Ø [mm]: 60
520 d	155	10/13→10/16					
520 d xDrive	140	10/13→10/16					
520 d xDrive	155	10/13→10/16					
520 d	120	01/09→10/16	←	03/10→		11.0441-6008.2 250038	ATE für Kolben-Ø [mm]: 60
523 i	150	01/09→08/11					
523 i	150	06/09→08/11					
523 i	155	06/09→08/11					
523 i	160	06/09→08/11					
530 d	180	01/09→08/11					
520 d xDrive	135	01/13→06/14	←	02/13→		11.0441-6008.2 250038	ATE für Kolben-Ø [mm]: 60
520 d xDrive	147	01/13→06/14					
520 i	120	10/10→10/16	←	09/11→		11.0441-6008.2 250038	ATE für Kolben-Ø [mm]: 60
520 i	135	10/10→10/16					
525 d	155	01/11→10/16					
525 d	160	01/11→10/16					
525 d xDrive	155	01/11→10/16					
525 d xDrive	160	01/11→10/16					
530 d	190	01/11→10/16					
ActiveHybrid	225	09/10→08/16					
ActiveHybrid	250	09/10→08/16					
528 i	180	10/10→10/16	←	09/11→; nicht für Fahrzeuge mit verstärkter Bremse		11.0441-6008.2 250038	ATE für Kolben-Ø [mm]: 60
528 i xDrive	180	10/10→10/16					
530 i	190	06/09→06/13					
530 i	200	05/11→06/13					
528 i	190	01/09→08/11	←	03/10→; nicht für Fahrzeuge mit verstärkter Bremse		11.0441-6008.2 250038	ATE für Kolben-Ø [mm]: 60
530 d	210	09/10→10/16	←	10/15→		11.0441-6008.2 250038	ATE für Kolben-Ø [mm]: 60
530 d xDrive	210	09/10→10/16					
535 d	220	03/10→08/11	←	für Fahrzeuge mit verstärkter Bremse		11.0441-6008.2 250038	ATE für Kolben-Ø [mm]: 60
535 d	230	01/11→10/16					
535 d xDrive	230	02/11→10/16					
535 i	240	07/13→10/16					
535 i xDrive	240	07/13→10/16					
535 i	225	01/09→10/16	←	03/10→; für Fahrzeuge mit verstärkter Bremse		11.0441-6008.2 250038	ATE für Kolben-Ø [mm]: 60
550 i	300	01/09→06/13					
535 i xDrive	225	03/10→10/16	←	03/11→; für Fahrzeuge mit verstärkter Bremse		11.0441-6008.2 250038	ATE für Kolben-Ø [mm]: 60
550 i	330	08/12→10/16	←	05/13→		11.0441-6008.2 250038	ATE für Kolben-Ø [mm]: 60
550 i xDrive	330	01/13→10/16					
550 i xDrive	300	08/10→06/13	←	09/10→; für Fahrzeuge mit verstärkter Bremse		11.0441-6008.2 250038	ATE für Kolben-Ø [mm]: 60
M 550 d xDrive	280	07/11→10/16	←	03/12→		11.0441-6008.2 250038	ATE für Kolben-Ø [mm]: 60
<b>Bremsschlauch</b>							
518 d	100	02/13→06/14	←		2	24.5118-0688.3 331419	L= 688
518 d	105	02/13→06/14					
520 d	100	01/13→06/14					
520 d	135	03/10→06/14					
520 d	147	01/13→06/14					
520 d	151	07/14→10/16					
520 d xDrive	100	01/13→06/14					
520 d xDrive	120	10/13→10/16					
520 d xDrive	151	07/14→10/16					
520 i	125	07/13→10/16					
525 d	150	03/10→08/11					
530 d xDrive	190	03/11→10/16					
535 d	220	03/10→08/11					
535 d	230	01/11→10/16					
535 d xDrive	230	02/11→10/16					
535 i	240	07/13→10/16					
535 i xDrive	240	07/13→10/16					
518 d	110	10/13→10/16	←	07/14→	2	24.5118-0688.3 331419	L= 688
518 d	120	10/13→10/16					
520 d	140	10/13→10/16					
520 d	155	10/13→10/16					
520 d xDrive	140	10/13→10/16					
520 d xDrive	155	10/13→10/16					
520 d	120	01/09→10/16	←	03/10→	2	24.5118-0688.3 331419	L= 688
523 i	150	01/09→08/11					
523 i	150	06/09→08/11					
523 i	155	06/09→08/11					
523 i	160	06/09→08/11					
528 i	190	01/09→08/11					
530 d	180	01/09→08/11					
535 i	225	01/09→10/16					
550 i	300	01/09→06/13					
520 d xDrive	135	01/13→06/14	←	02/13→	2	24.5118-0688.3 331419	L= 688
520 d xDrive	147	01/13→06/14					
↓							








	kW			 	! #		
<b>BMW - 5 (F10) 01/09→10/16</b>							
<b>Bremsschlauch</b>							
520 i	120	10/10→10/16	←	09/11→	2	24.5118-0688.3	331419 L= 688
520 i	135	10/10→10/16					
525 d	155	01/11→10/16					
525 d	160	01/11→10/16					
525 d xDrive	155	01/11→10/16					
525 d xDrive	160	01/11→10/16					
528 i	180	10/10→10/16					
528 i xDrive	180	10/10→10/16					
530 d	190	01/11→10/16					
530 i	190	06/09→06/13					
530 i	200	05/11→06/13					
ActiveHybrid	225	09/10→08/16					
ActiveHybrid	250	09/10→08/16					
530 d	210	09/10→10/16	←	10/15→	2	24.5118-0688.3	331419 L= 688
530 d xDrive	210	09/10→10/16					
535 i xDrive	225	03/10→10/16	←	03/11→	2	24.5118-0688.3	331419 L= 688
550 i	330	08/12→10/16	←	05/13→	2	24.5118-0688.3	331419 L= 688
550 i xDrive	330	01/13→10/16					
550 i xDrive	300	08/10→06/13	←	09/10→	2	24.5118-0688.3	331419 L= 688
M 550 d xDrive	280	07/11→10/16	←	03/12→	2	24.5118-0688.3	331419 L= 688
<b>BMW - 5 Gran Turismo (F07) 01/09→02/17</b>							
<b>Feder, Bremssattel</b>							
520 d	100	10/12→02/17			2	11.8116-0007.2	390602 ATE
520 d	120	04/11→02/17	→		2	11.8116-0296.1	390445 ATE
530 d	155	09/10→06/12					
530 d	190	07/12→02/17					
530 d xDrive	190	07/12→02/17					
535 d	220	03/10→06/12					
535 d	230	07/12→02/17					
535 d xDrive	230	07/12→02/17					
520 d	135	04/11→02/17		10/11→	2	11.8116-0007.2	390602 ATE
			→	10/11→	2	11.8116-0296.1	390445 ATE
528 i	180	07/13→02/17		08/13→	2	11.8116-0007.2	390602 ATE
			→	08/13→	2	11.8116-0296.1	390445 ATE
530 d	180	08/09→06/12		10/09→	2	11.8116-0007.2	390602 ATE
535 i	225	01/09→02/17	→	10/09→	2	11.8116-0296.1	390445 ATE
530 d xDrive	180	06/10→06/12		09/10→	2	11.8116-0007.2	390602 ATE
535 d xDrive	220	03/10→06/12	→	09/10→	2	11.8116-0296.1	390445 ATE
535 i xDrive	225	01/10→02/17					
550 i	298	10/09→06/12			2	11.8116-0008.2	390603 ATE
550 i	330	07/12→02/17	→		2	11.8116-0296.1	390445 ATE
550 i xDrive	330	07/12→06/13	→		2	11.8116-0296.1	390445 ATE
550 i	300	08/09→06/12		10/09→	2	11.8116-0008.2	390603 ATE
			→	10/09→	2	11.8116-0296.1	390445 ATE
550 i xDrive	300	06/10→06/12		09/10→	2	11.8116-0008.2	390603 ATE
			→	09/10→	2	11.8116-0296.1	390445 ATE
<b>Führungshülzensatz, Bremssattel</b>							
520 d	100	10/12→02/17	←			11.0101-7003.2	260124 ATE
520 d	120	04/11→02/17					
530 d	155	09/10→06/12	→			11.0101-5402.2	260009 ATE
530 d	190	07/12→02/17					
530 d xDrive	190	07/12→02/17					
535 d	220	03/10→06/12					
535 d	230	07/12→02/17					
535 d xDrive	230	07/12→02/17					
550 i	298	10/09→06/12					
550 i	330	07/12→02/17					
550 i xDrive	330	07/12→06/13					
520 d	135	04/11→02/17	←	10/11→		11.0101-7003.2	260124 ATE
			→	10/11→		11.0101-5402.2	260009 ATE
528 i	180	07/13→02/17	←	08/13→		11.0101-7003.2	260124 ATE
			→	08/13→		11.0101-5402.2	260009 ATE
530 d	180	08/09→06/12	←	10/09→		11.0101-7003.2	260124 ATE
535 i	225	01/09→02/17					
550 i	300	08/09→06/12	→	10/09→		11.0101-5402.2	260009 ATE
530 d xDrive	180	06/10→06/12	←	09/10→		11.0101-7003.2	260124 ATE
535 d xDrive	220	03/10→06/12					
535 i xDrive	225	01/10→02/17	→	09/10→		11.0101-5402.2	260009 ATE
550 i xDrive	300	06/10→06/12					
↓							








	kW			 	! #		
<b>BMW - 5 Gran Turismo (F07) 01/09→02/17</b>							
<b>Führungsbolzen, Bremsattel</b>							
520 d	100	10/12→02/17				11.8171-0096.1 250155	ATE
520 d	120	04/11→02/17	➔			11.8171-0008.1 990049	ATE
530 d	155	09/10→06/12					
530 d	190	07/12→02/17					
530 d xDrive	190	07/12→02/17					
535 d	220	03/10→06/12					
535 d	230	07/12→02/17					
535 d xDrive	230	07/12→02/17					
550 i	298	10/09→06/12					
550 i	330	07/12→02/17					
550 i xDrive	330	07/12→06/13					
520 d	135	04/11→02/17		10/11→		11.8171-0096.1 250155	ATE
			➔	10/11→		11.8171-0008.1 990049	ATE
528 i	180	07/13→02/17		08/13→		11.8171-0096.1 250155	ATE
			➔	08/13→		11.8171-0008.1 990049	ATE
530 d	180	08/09→06/12		10/09→		11.8171-0096.1 250155	ATE
535 i	225	01/09→02/17	➔	10/09→		11.8171-0008.1 990049	ATE
550 i	300	08/09→06/12					
530 d xDrive	180	06/10→06/12		09/10→		11.8171-0096.1 250155	ATE
535 d xDrive	220	03/10→06/12	➔	09/10→		11.8171-0008.1 990049	ATE
535 i xDrive	225	01/10→02/17					
550 i xDrive	300	06/10→06/12					
<b>Dichtungssatz, Bremsattel</b>							
520 d	100	10/12→02/17	←			11.0441-6008.2 250038	ATE für Kolben-Ø [mm]: 60
520 d	120	04/11→02/17					
530 d	155	09/10→06/12					
530 d	190	07/12→02/17					
530 d xDrive	190	07/12→02/17					
535 d	220	03/10→06/12					
535 d	230	07/12→02/17					
535 d xDrive	230	07/12→02/17					
550 i	298	10/09→06/12					
550 i	330	07/12→02/17					
550 i xDrive	330	07/12→06/13					
520 d	135	04/11→02/17	←	10/11→		11.0441-6008.2 250038	ATE für Kolben-Ø [mm]: 60
528 i	180	07/13→02/17	←	08/13→		11.0441-6008.2 250038	ATE für Kolben-Ø [mm]: 60
530 d	180	08/09→06/12	←	10/09→		11.0441-6008.2 250038	ATE für Kolben-Ø [mm]: 60
535 i	225	01/09→02/17					
550 i	300	08/09→06/12					
530 d xDrive	180	06/10→06/12	←	09/10→		11.0441-6008.2 250038	ATE für Kolben-Ø [mm]: 60
535 d xDrive	220	03/10→06/12					
535 i xDrive	225	01/10→02/17					
550 i xDrive	300	06/10→06/12					
<b>Bremsschlauch</b>							
520 d	100	10/12→02/17	←		2	24.5118-0688.3 331419	L= 688
520 d	120	04/11→02/17					
530 d	155	09/10→06/12					
530 d	190	07/12→02/17					
530 d xDrive	190	07/12→02/17					
535 d	220	03/10→06/12					
535 d	230	07/12→02/17					
535 d xDrive	230	07/12→02/17					
550 i	298	10/09→06/12					
550 i	330	07/12→02/17					
550 i xDrive	330	07/12→06/13					
520 d	135	04/11→02/17	←	10/11→	2	24.5118-0688.3 331419	L= 688
528 i	180	07/13→02/17	←	08/13→	2	24.5118-0688.3 331419	L= 688
530 d	180	08/09→06/12	←	10/09→	2	24.5118-0688.3 331419	L= 688
535 i	225	01/09→02/17					
550 i	300	08/09→06/12					
530 d xDrive	180	06/10→06/12	←	09/10→	2	24.5118-0688.3 331419	L= 688
535 d xDrive	220	03/10→06/12					
535 i xDrive	225	01/10→02/17					
550 i xDrive	300	06/10→06/12					
<b>BMW - 5 Touring (E34) 11/91→01/97</b>							
<b>Bremssattel</b>							
518 g	85	11/95→06/96	➔	☐		24.3401-8503.5 240521	ATE Ø 40 - Halter
			➔	☐		24.3401-8504.5 240522	ATE Ø 40 - Halter
518 i	85	09/94→01/97	←	☐; → 09/95		24.3601-8501.5 240533	ATE Ø 60 - Halter
			←	☐; → 09/95		24.3601-8502.5 240534	ATE Ø 60 - Halter
			➔	☐; → 11/96		24.3401-8503.5 240521	ATE Ø 40 - Halter
↓							









	kw			 	! #		
<b>BMW - 5 Touring (E34) 11/91→01/97</b>							
<b>Bremssattel</b>							
518 i	85	09/94→01/97	➔	☐; → 11/96		24.3401-8504.5 240522	ATE Ø 40 - Halter
520 i	110	11/91→01/97	➔	☐; → 11/96		24.3601-8505.5 240537	ATE Ø 60 - Halter
525 i	141	11/91→01/97	➔	☐; → 11/96		24.3601-8506.5 240538	ATE Ø 60 - Halter
525 td	85	03/93→01/97	➔	☐; → 11/96		24.3401-8503.5 240521	ATE Ø 40 - Halter
525 tds	105	12/91→01/97	➔	☐; → 11/96		24.3401-8504.5 240522	ATE Ø 40 - Halter
530 i V8	160	09/92→01/97	➔	☐; → 11/96		24.3401-8503.5 240521	ATE Ø 40 - Halter
525 ix	141	02/92→01/97	➔	☐; → 11/96		24.3401-8504.5 240522	ATE Ø 40 - Halter
			➔	☐; → 11/96		24.3401-8504.5 240522	ATE Ø 40 - Halter
540 i	210	09/93→01/97	➔	☐; → 11/96		24.3601-8503.5 240535	ATE Ø 60 - Halter
			➔	☐; → 11/96		24.3601-8504.5 240536	ATE Ø 60 - Halter
<b>Bremssattelhaltersatz</b>							
518 i	85	09/94→01/97	➔	→ 09/95	2	11.0230-0020.2 260023	ATE
<b>Feder, Bremssattel</b>							
518 g	85	11/95→06/96	➔		2	11.8116-0066.1 390577	ATE
518 i	85	09/94→01/97	➔	→ 09/95	2	11.8116-0083.1 390501	ATE
			➔	→ 11/96	2	11.8116-0066.1 390577	ATE
520 i	110	11/91→01/97	➔	→ 11/96	2	11.8116-0083.1 390501	ATE
525 i	141	11/91→01/97	➔	→ 11/96	2	11.8116-0066.1 390577	ATE
525 td	85	03/93→01/97	➔	→ 11/96	2	11.8116-0066.1 390577	ATE
525 tds	105	12/91→01/97	➔				
530 i V8	160	09/92→01/97	➔				
525 ix	141	02/92→01/97	➔	→ 11/96	2	11.8116-0066.1 390577	ATE
540 i	210	09/93→01/97	➔				
M5	250	09/94→01/97	➔	→ 11/96	2	11.8116-0315.2 390447	ATE
<b>Führungshülzensatz, Bremssattel</b>							
518 g	85	11/95→06/96	➔			11.0101-5402.2 260009	ATE
518 i	85	09/94→01/97	➔	→ 09/95		11.0101-5402.2 260009	ATE
			➔	→ 11/96		11.0101-5402.2 260009	ATE
520 i	110	11/91→01/97	➔	→ 11/96		11.0101-5402.2 260009	ATE
525 i	141	11/91→01/97	➔	→ 11/96		11.0101-5402.2 260009	ATE
525 ix	141	02/92→01/97	➔	→ 11/96		11.0101-5402.2 260009	ATE
525 td	85	03/93→01/97	➔				
525 tds	105	12/91→01/97	➔				
530 i V8	160	09/92→01/97	➔				
540 i	210	09/93→01/97	➔				
M5	250	09/94→01/97	➔	→ 11/96		11.0101-5402.2 260009	ATE
<b>Führungsbolzen, Bremssattel</b>							
518 g	85	11/95→06/96	➔			11.8171-0008.1 990049	ATE
518 i	85	09/94→01/97	➔	→ 09/95		11.8171-0008.1 990049	ATE
			➔	→ 11/96		11.8171-0008.1 990049	ATE
520 i	110	11/91→01/97	➔	→ 11/96		11.8171-0008.1 990049	ATE
525 i	141	11/91→01/97	➔	→ 11/96		11.8171-0008.1 990049	ATE
525 ix	141	02/92→01/97	➔	→ 11/96		11.8171-0008.1 990049	ATE
525 td	85	03/93→01/97	➔				
525 tds	105	12/91→01/97	➔				
530 i V8	160	09/92→01/97	➔				
540 i	210	09/93→01/97	➔				
M5	250	09/94→01/97	➔	→ 11/96		11.8171-0008.1 990049	ATE
<b>Dichtungssatz, Bremssattel</b>							
518 g	85	11/95→06/96	➔			11.0441-4002.2 250011	ATE
518 i	85	09/94→01/97	➔	→ 09/95		11.0441-6003.2 250037	
			➔	→ 11/96		11.0441-4002.2 250011	ATE
520 i	110	11/91→01/97	➔	→ 11/96		11.0441-6003.2 250037	
525 i	141	11/91→01/97	➔	→ 11/96		11.0441-4002.2 250011	ATE
525 ix	141	02/92→01/97	➔	→ 11/96		11.0441-4002.2 250011	ATE
525 td	85	03/93→01/97	➔				
525 tds	105	12/91→01/97	➔				
530 i V8	160	09/92→01/97	➔				
540 i	210	09/93→01/97	➔				
M5	250	09/94→01/97	➔	→ 11/96		11.0441-4002.2 250011	ATE
↓							










	kw			 	! #		
<b>BMW - 5 Touring (E34) 11/91→01/97</b>							
<b>Bremsschlauch</b>							
518 g	85	11/95→06/96	←		2	24.5113-0423.3 331396	L= 423
			→	am Bremssattel	2	24.5170-0201.3 331450	L= 201
			→		2	24.5201-0204.3 331400	L= 204
518 i	85	09/94→01/97	←	→ 11/96	2	24.5113-0423.3 331396	L= 423
520 i	110	11/91→01/97	←				
525 i	141	11/91→01/97	→	am Bremssattel; → 11/96	2	24.5170-0201.3 331450	L= 201
525 ix	141	02/92→01/97	→				
525 td	85	03/93→01/97	→	→ 11/96	2	24.5201-0204.3 331400	L= 204
525 tds	105	12/91→01/97					
530 i V8	160	09/92→01/97					
540 i	210	09/93→01/97					
M5	250	09/94→01/97					
<b>BMW - 5 Touring (E39) 09/96→05/04</b>							
<b>Bremssattel</b>							
520 d	100	02/00→09/03	←	☐; 04/00→ 07/03; für Behördenfahrzeuge		24.3601-1713.5 240355	ATE Ø 60 - Halter
525 d	120	02/00→05/04	←	☐; 04/00→ 07/03; für Behördenfahrzeuge		24.3601-1714.5 240356	ATE Ø 60 - Halter
			→	☐; 04/00→ 07/03		11.9426-9993.2 220443	ATE Ø 42 - Halter
520 i	100	04/99→05/04	←	☐; 04/00→ 07/03; für Behördenfahrzeuge		24.3601-1713.5 240355	ATE Ø 60 - Halter
			←	☐; → 03/00; für Behördenfahrzeuge		24.3601-1713.5 240355	ATE Ø 60 - Halter
			←	☐; → 03/00; für Behördenfahrzeuge		24.3601-1714.5 240356	ATE Ø 60 - Halter
			←	☐; 04/00→ 07/03; für Behördenfahrzeuge		24.3601-1714.5 240356	ATE Ø 60 - Halter
			→	☐; → 07/03		11.9426-9993.2 220443	ATE Ø 42 - Halter
520 i	110	01/97→09/00	←	☐; 04/00→; für Behördenfahrzeuge		24.3601-1713.5 240355	ATE Ø 60 - Halter
			←	☐; 05/97→ 03/00; für Behördenfahrzeuge		24.3601-1713.5 240355	ATE Ø 60 - Halter
			←	☐; 04/00→; für Behördenfahrzeuge		24.3601-1714.5 240356	ATE Ø 60 - Halter
			←	☐; 05/97→ 03/00; für Behördenfahrzeuge		24.3601-1714.5 240356	ATE Ø 60 - Halter
			→	☐; 05/97→		11.9426-9993.2 220443	ATE Ø 42 - Halter
520 i	120	09/00→05/04	←	☐; → 07/03; für Behördenfahrzeuge		24.3601-1713.5 240355	ATE Ø 60 - Halter
520 i	125	09/00→05/04	←	☐; → 07/03; für Behördenfahrzeuge		24.3601-1714.5 240356	ATE Ø 60 - Halter
			→	☐; → 07/03		11.9426-9993.2 220443	ATE Ø 42 - Halter
523 i	120	09/98→08/00	→	☐		11.9426-9993.2 220443	ATE Ø 42 - Halter
523 i	125	09/96→08/00	→	☐; 05/97→		11.9426-9993.2 220443	ATE Ø 42 - Halter
528 i	142	01/97→09/00					
525 i	141	09/00→05/04	←	☐; 10/00→ 07/03; für Behördenfahrzeuge		24.3601-1713.5 240355	ATE Ø 60 - Halter
			←	☐; 10/00→ 07/03; für Behördenfahrzeuge		24.3601-1714.5 240356	ATE Ø 60 - Halter
			→	☐; 10/00→ 07/03		11.9426-9993.2 220443	ATE Ø 42 - Halter
525 tds	105	03/97→05/04	→	☐; 06/98→ 09/00		11.9426-9993.2 220443	ATE Ø 42 - Halter
530 d	135	08/98→09/00	→	☐; 09/98→		11.9426-9993.2 220443	ATE Ø 42 - Halter
530 d	142	09/00→05/04	←	☐; 10/00→ 07/03		24.3601-1713.5 240355	ATE Ø 60 - Halter
			←	☐; 10/00→ 07/03		24.3601-1714.5 240356	ATE Ø 60 - Halter
			→	☐; → 07/03		11.9426-9993.2 220443	ATE Ø 42 - Halter
530 i	170	09/00→05/04	←	☐; 10/00→ 07/03		24.3601-1713.5 240355	ATE Ø 60 - Halter
			←	☐; 10/00→ 07/03		24.3601-1714.5 240356	ATE Ø 60 - Halter
			→	☐; 10/00→ 07/03		11.9426-9993.2 220443	ATE Ø 42 - Halter
540 i	210	01/97→05/04	←	☐; 05/97→ 03/00		24.3601-1713.5 240355	ATE Ø 60 - Halter
			←	☐; 04/00→ 07/03		24.3601-1713.5 240355	ATE Ø 60 - Halter
			←	☐; 05/97→ 03/00		24.3601-1714.5 240356	ATE Ø 60 - Halter
			←	☐; 04/00→ 07/03		24.3601-1714.5 240356	ATE Ø 60 - Halter
			→	☐; 05/97→ 07/03		11.9426-9993.2 220443	ATE Ø 42 - Halter
<b>Feder, Bremssattel</b>							
520 d	100	02/00→09/03	←	04/00→ 07/03; nicht für Behördenfahrzeuge	2	11.8116-0239.2 390510	ATE
525 d	120	02/00→05/04					
↓							




































	kW			 	! #		
<b>BMW - 5 Touring (E39) 09/96→05/04</b>							
<b>Feder, Bremssattel</b>							
520 d	100	02/00→09/03	←	04/00→ 07/03; für Behördenfahrzeuge	2	11.8116-0290.2 390520	ATE
525 d	120	02/00→05/04	→	04/00→ 07/03	2	11.8116-0168.1 390499	ATE
520 i	100	04/99→05/04	←	→ 03/00; für Behördenfahrzeuge	2	11.8116-0197.1 390523	ATE
			←	→ 07/03; nicht für Behördenfahrzeuge	2	11.8116-0239.2 390510	ATE
			←	04/00→ 07/03; für Behördenfahrzeuge	2	11.8116-0290.2 390520	ATE
			→	→ 07/03	2	11.8116-0168.1 390499	ATE
520 i	110	01/97→09/00	←	05/97→ 03/00; für Behördenfahrzeuge	2	11.8116-0197.1 390523	ATE
			←	05/97→; nicht für Behördenfahrzeuge	2	11.8116-0239.2 390510	ATE
			←	04/00→; für Behördenfahrzeuge	2	11.8116-0290.2 390520	ATE
			→	05/97→	2	11.8116-0168.1 390499	ATE
520 i	120	09/00→05/04	←	→ 07/03; nicht für Behördenfahrzeuge	2	11.8116-0239.2 390510	ATE
			←	→ 07/03; für Behördenfahrzeuge	2	11.8116-0290.2 390520	ATE
			→	→ 07/03	2	11.8116-0168.1 390499	ATE
523 i	120	09/98→08/00	←		2	11.8116-0239.2 390510	ATE
			→		2	11.8116-0168.1 390499	ATE
523 i	125	09/96→08/00	←	05/97→	2	11.8116-0239.2 390510	ATE
			→	05/97→	2	11.8116-0168.1 390499	ATE
525 i	141	09/00→05/04	←	10/00→ 07/03; nicht für Behördenfahrzeuge	2	11.8116-0239.2 390510	ATE
			←	10/00→ 07/03; für Behördenfahrzeuge	2	11.8116-0290.2 390520	ATE
			→	10/00→ 07/03	2	11.8116-0168.1 390499	ATE
525 tds	105	03/97→05/04	←	06/98→ 09/00	2	11.8116-0239.2 390510	ATE
			→	06/98→ 09/00	2	11.8116-0168.1 390499	ATE
530 d	135	08/98→09/00	←	09/98→	2	11.8116-0239.2 390510	ATE
			→	09/98→	2	11.8116-0168.1 390499	ATE
530 d	142	09/00→05/04	←	→ 09/00	2	11.8116-0239.2 390510	ATE
			←	10/00→ 07/03	2	11.8116-0290.2 390520	ATE
			→	→ 07/03	2	11.8116-0168.1 390499	ATE
530 i	170	09/00→05/04	←	10/00→ 07/03	2	11.8116-0290.2 390520	ATE
			→	10/00→ 07/03	2	11.8116-0168.1 390499	ATE
540 i	210	01/97→05/04	←	05/97→ 03/00	2	11.8116-0197.1 390523	ATE
			←	04/00→ 07/03	2	11.8116-0290.2 390520	ATE
			→	05/97→ 07/03	2	11.8116-0168.1 390499	ATE
<b>Führungshülzensatz, Bremssattel</b>							
520 d	100	02/00→09/03	←	04/00→ 07/03		11.0101-5402.2 260009	ATE
			→	04/00→ 07/03		11.0101-5402.2 260009	ATE
520 i	100	04/99→05/04	←	04/00→ 07/03; für Behördenfahrzeuge		11.0101-5402.2 260009	ATE
			←	→ 07/03; nicht für Behördenfahrzeuge		11.0101-5402.2 260009	ATE
			←	→ 03/00; für Behördenfahrzeuge		11.0101-5402.2 260009	ATE
			→	→ 07/03		11.0101-5402.2 260009	ATE
520 i	110	01/97→09/00	←	04/00→; für Behördenfahrzeuge		11.0101-5402.2 260009	ATE
			←	05/97→ 03/00; für Behördenfahrzeuge		11.0101-5402.2 260009	ATE
			←	05/97→; nicht für Behördenfahrzeuge		11.0101-5402.2 260009	ATE
			→	05/97→		11.0101-5402.2 260009	ATE
520 i	120	09/00→05/04	←	→ 07/03; für Behördenfahrzeuge		11.0101-5402.2 260009	ATE
			←	→ 07/03; nicht für Behördenfahrzeuge		11.0101-5402.2 260009	ATE
			→	→ 07/03		11.0101-5402.2 260009	ATE
523 i	120	09/98→08/00	←			11.0101-5402.2 260009	ATE
			→			11.0101-5402.2 260009	ATE
523 i	125	09/96→08/00	←	05/97→		11.0101-5402.2 260009	ATE
			→	05/97→		11.0101-5402.2 260009	ATE
525 i	141	09/00→05/04	←	10/00→ 07/03		11.0101-5402.2 260009	ATE
			→	10/00→ 07/03		11.0101-5402.2 260009	ATE
↓							









	kW			 	! #		
<b>BMW - 5 Touring (E39) 09/96→05/04</b>							
<b>Führungshülzensatz, Bremsattel</b>							
525 tds	105	03/97→05/04	←	06/98→ 09/00		11.0101-5402.2 260009	ATE
			→	06/98→ 09/00		11.0101-5402.2 260009	ATE
530 d	135	08/98→09/00	←	09/98→		11.0101-5402.2 260009	ATE
			→	09/98→		11.0101-5402.2 260009	ATE
530 d	142	09/00→05/04	←	10/00→ 07/03		11.0101-5402.2 260009	ATE
			←	→ 09/00		11.0101-5402.2 260009	ATE
			→	→ 07/03		11.0101-5402.2 260009	ATE
540 i	210	01/97→05/04	←	04/00→ 07/03		11.0101-5402.2 260009	ATE
			←	05/97→ 03/00		11.0101-5402.2 260009	ATE
			→	05/97→ 07/03		11.0101-5402.2 260009	ATE
<b>Führungsbolzen, Bremsattel</b>							
520 d 525 d	100 120	02/00→09/03 02/00→05/04	←	04/00→ 07/03		11.8171-0008.1 990049	ATE
			→	04/00→ 07/03		11.8171-0008.1 990049	ATE
520 i	100	04/99→05/04		→ 03/00; für Behördenfahrzeuge		11.8171-0008.1 990049	ATE
			←	04/00→ 07/03; für Behördenfahrzeuge		11.8171-0008.1 990049	ATE
			←	→ 07/03; nicht für Behördenfahrzeuge		11.8171-0008.1 990049	ATE
			→	→ 07/03		11.8171-0008.1 990049	ATE
520 i	110	01/97→09/00		05/97→ 03/00; für Behördenfahrzeuge		11.8171-0008.1 990049	ATE
			←	04/00→; für Behördenfahrzeuge		11.8171-0008.1 990049	ATE
			←	05/97→; nicht für Behördenfahrzeuge		11.8171-0008.1 990049	ATE
			→	05/97→		11.8171-0008.1 990049	ATE
520 i 520 i	120 125	09/00→05/04 09/00→05/04	←	→ 07/03; für Behördenfahrzeuge		11.8171-0008.1 990049	ATE
			←	→ 07/03; nicht für Behördenfahrzeuge		11.8171-0008.1 990049	ATE
			→	→ 07/03		11.8171-0008.1 990049	ATE
523 i	120	09/98→08/00	←			11.8171-0008.1 990049	ATE
			→			11.8171-0008.1 990049	ATE
523 i 528 i	125 142	09/96→08/00 01/97→09/00	←	05/97→		11.8171-0008.1 990049	ATE
			→	05/97→		11.8171-0008.1 990049	ATE
525 i 530 i	141 170	09/00→05/04 09/00→05/04	←	10/00→ 07/03		11.8171-0008.1 990049	ATE
			→	10/00→ 07/03		11.8171-0008.1 990049	ATE
525 tds	105	03/97→05/04	←	06/98→ 09/00		11.8171-0008.1 990049	ATE
			→	06/98→ 09/00		11.8171-0008.1 990049	ATE
530 d	135	08/98→09/00	←	09/98→		11.8171-0008.1 990049	ATE
			→	09/98→		11.8171-0008.1 990049	ATE
530 d	142	09/00→05/04	←	10/00→ 07/03		11.8171-0008.1 990049	ATE
			←	→ 09/00		11.8171-0008.1 990049	ATE
			→	→ 07/03		11.8171-0008.1 990049	ATE
540 i	210	01/97→05/04		05/97→ 03/00		11.8171-0008.1 990049	ATE
			←	04/00→ 07/03		11.8171-0008.1 990049	ATE
			→	05/97→ 07/03		11.8171-0008.1 990049	ATE
<b>Dichtungssatz, Bremsattel</b>							
520 d 525 d	100 120	02/00→09/03 02/00→05/04	←	04/00→ 07/03; für Behördenfahrzeuge		11.0441-6003.2 250037	
			←	04/00→ 07/03; nicht für Behördenfahrzeuge		11.0441-6008.2 250038	ATE für Kolben-Ø [mm]: 60
			→	04/00→ 07/03		11.0441-4203.2 250013	ATE
520 i	100	04/99→05/04	←	04/00→ 07/03; für Behördenfahrzeuge		11.0441-6003.2 250037	
			←	→ 03/00; für Behördenfahrzeuge		11.0441-6003.2 250037	
			←	→ 07/03; nicht für Behördenfahrzeuge		11.0441-6008.2 250038	ATE für Kolben-Ø [mm]: 60
			→	→ 07/03		11.0441-4203.2 250013	ATE
520 i	110	01/97→09/00	←	04/00→; für Behördenfahrzeuge		11.0441-6003.2 250037	
			←	05/97→ 03/00; für Behördenfahrzeuge		11.0441-6003.2 250037	
			←	05/97→; nicht für Behördenfahrzeuge		11.0441-6008.2 250038	ATE für Kolben-Ø [mm]: 60
			→	05/97→		11.0441-4203.2 250013	ATE
↓							









	kW			 	! #		
<b>BMW - 5 Touring (E39) 09/96→05/04</b>							
<b>Dichtungssatz, Bremssattel</b>							
520 i	120	09/00→05/04	←	→ 07/03; für Behördenfahrzeuge		11.0441-6003.2 250037	
520 i	125	09/00→05/04	←	→ 07/03; nicht für Behördenfahrzeuge		11.0441-6008.2 250038	ATE für Kolben-Ø [mm]: 60
			→	→ 07/03		11.0441-4203.2 250013	ATE
523 i	120	09/98→08/00	←			11.0441-6008.2 250038	ATE für Kolben-Ø [mm]: 60
			→			11.0441-4203.2 250013	ATE
523 i	125	09/96→08/00	←	05/97→		11.0441-6008.2 250038	ATE für Kolben-Ø [mm]: 60
528 i	142	01/97→09/00	→	05/97→		11.0441-4203.2 250013	ATE
525 i	141	09/00→05/04	←	10/00→ 07/03; für Behördenfahrzeuge		11.0441-6003.2 250037	
			←	10/00→ 07/03; nicht für Behördenfahrzeuge		11.0441-6008.2 250038	ATE für Kolben-Ø [mm]: 60
			→	10/00→ 07/03		11.0441-4203.2 250013	ATE
525 tds	105	03/97→05/04	←	06/98→ 09/00		11.0441-6008.2 250038	ATE für Kolben-Ø [mm]: 60
			→	06/98→ 09/00		11.0441-4203.2 250013	ATE
530 d	135	08/98→09/00	←	09/98→		11.0441-6008.2 250038	ATE für Kolben-Ø [mm]: 60
			→	09/98→		11.0441-4203.2 250013	ATE
530 d	142	09/00→05/04	←	10/00→ 07/03		11.0441-6003.2 250037	
			←	→ 09/00		11.0441-6008.2 250038	ATE für Kolben-Ø [mm]: 60
			→	→ 07/03		11.0441-4203.2 250013	ATE
530 i	170	09/00→05/04	←	10/00→ 07/03		11.0441-6003.2 250037	
			→	10/00→ 07/03		11.0441-4203.2 250013	ATE
540 i	210	01/97→05/04	←	04/00→ 07/03		11.0441-6003.2 250037	
			←	05/97→ 03/00		11.0441-6003.2 250037	
			→	05/97→ 07/03		11.0441-4203.2 250013	ATE
<b> Bremsschlauch</b>							
520 d	100	02/00→09/03	←	☐; 04/00→ 07/03; + ASC		24.5201-0100.3 331512	L= 100
525 d	120	02/00→05/04	←	am Bremssattel; 04/00→ 07/03	2	83.6151-0411.3 330461	L= 410
			←	☐; 04/00→ 07/03; + ASC		83.6204-0100.3 330441	L= 100
			→	am Bremssattel; 04/00→ 07/03	2	24.5113-0275.3 330653	L= 275 + Halter
			→	☐; 04/00→ 07/03		24.5201-0100.3 331512	L= 100
			→	☐; 04/00→ 07/03		83.6204-0100.3 330441	L= 100
520 i	100	04/99→05/04	←	☐; → 07/03; + ASC		24.5201-0100.3 331512	L= 100
520 i	120	09/00→05/04	←	am Bremssattel; → 07/03	2	83.6151-0411.3 330461	L= 410
520 i	125	09/00→05/04	←	☐; → 07/03; + ASC		83.6204-0100.3 330441	L= 100
530 d	142	09/00→05/04	→	am Bremssattel; → 07/03	2	24.5113-0275.3 330653	L= 275 + Halter
			→	☐; → 07/03		24.5201-0100.3 331512	L= 100
			→	☐; → 07/03		83.6204-0100.3 330441	L= 100
520 i	110	01/97→09/00	←	☐; 05/97→; + ASC		24.5201-0100.3 331512	L= 100
			←	am Bremssattel; 05/97→	2	83.6151-0411.3 330461	L= 410
			←	☐; 05/97→; + ASC		83.6204-0100.3 330441	L= 100
			→	am Bremssattel; 05/97→	2	24.5113-0275.3 330653	L= 275 + Halter
			→	☐; 05/97→		24.5201-0100.3 331512	L= 100
			→	☐; 05/97→		83.6204-0100.3 330441	L= 100
523 i	120	09/98→08/00	←	☐; + ASC		24.5201-0100.3 331512	L= 100
			←	am Bremssattel	2	83.6151-0411.3 330461	L= 410
			←	☐; + ASC		83.6204-0100.3 330441	L= 100
			→	☐		24.5201-0100.3 331512	L= 100
			→	am Bremssattel	2	83.6113-0276.3 330538	L= 275
			→	☐		83.6204-0100.3 330441	L= 100
523 i	125	09/96→08/00	←	☐; 05/97→; + ASC		24.5201-0100.3 331512	L= 100
528 i	142	01/97→09/00	←	am Bremssattel; 05/97→	2	83.6151-0411.3 330461	L= 410
			←	☐; 05/97→; + ASC		83.6204-0100.3 330441	L= 100
			→	☐; 05/97→		24.5201-0100.3 331512	L= 100
			→	am Bremssattel; 05/97→	2	83.6113-0276.3 330538	L= 275
↓							








	kw			 	! #		
<b>BMW - 5 Touring (E39) 09/96→05/04</b>							
 <b>Bremsschlauch</b>							
523 i	125	09/96→08/00	➡	☐; 05/97→		83.6204-0100.3 330441	L= 100
528 i	142	01/97→09/00					
525 i	141	09/00→05/04	←	☐; 10/00→ 07/03; + ASC		24.5201-0100.3 331512	L= 100
530 i	170	09/00→05/04	←	am Bremssattel; 10/00→ 07/03	2	83.6151-0411.3 330461	L= 410
			←	☐; 10/00→ 07/03; + ASC		83.6204-0100.3 330441	L= 100
			➡	am Bremssattel; 10/00→ 07/03	2	24.5113-0275.3 330653	L= 275 + Halter
			➡	☐; 10/00→ 07/03		24.5201-0100.3 331512	L= 100
			➡	☐; 10/00→ 07/03		83.6204-0100.3 330441	L= 100
525 tds	105	03/97→05/04	←	☐; 06/98→ 09/00; + ASC		24.5201-0100.3 331512	L= 100
			←	am Bremssattel; 06/98→ 09/00	2	83.6151-0411.3 330461	L= 410
			←	☐; 06/98→ 09/00; + ASC		83.6204-0100.3 330441	L= 100
			➡	☐; 06/98→ 09/00		24.5201-0100.3 331512	L= 100
			➡	am Bremssattel; 06/98→ 09/00	2	83.6113-0276.3 330538	L= 275
			➡	☐; 06/98→ 09/00		83.6204-0100.3 330441	L= 100
530 d	135	08/98→09/00	←	☐; 09/98→; + ASC		24.5201-0100.3 331512	L= 100
			←	am Bremssattel; 09/98→	2	83.6151-0411.3 330461	L= 410
			←	☐; 09/98→; + ASC		83.6204-0100.3 330441	L= 100
			➡	am Bremssattel; 09/98→	2	24.5113-0275.3 330653	L= 275 + Halter
			➡	☐; 09/98→		24.5201-0100.3 331512	L= 100
			➡	☐; 09/98→		83.6204-0100.3 330441	L= 100
540 i	210	01/97→05/04	←	☐; 05/97→ 07/03; + ASC		24.5201-0100.3 331512	L= 100
			←	am Bremssattel; 05/97→ 07/03	2	83.6151-0411.3 330461	L= 410
			←	☐; 05/97→ 07/03; + ASC		83.6204-0100.3 330441	L= 100
			➡	am Bremssattel; 05/97→ 07/03	2	24.5113-0275.3 330653	L= 275 + Halter
			➡	☐; 05/97→ 07/03		24.5201-0100.3 331512	L= 100
			➡	☐; 05/97→ 07/03		83.6204-0100.3 330441	L= 100
<b>BMW - 5 Touring (E61) 03/04→12/10</b>							
 <b>Bremssattel</b>							
520 d	110	04/05→02/08	←	☐; 09/05→; nicht für Behördenfahrzeuge		24.3606-9967.5 240571	ATE Ø 60 - Halter
			←	☐; 09/05→; nicht für Behördenfahrzeuge		24.3606-9968.5 240572	ATE Ø 60 - Halter
			←	☐; 09/05→; für Behördenfahrzeuge		24.3606-9979.5 240575	ATE Ø 60 - Halter
			←	☐; 09/05→; für Behördenfahrzeuge		24.3606-9980.5 240576	ATE Ø 60 - Halter
			➡	☐; 09/05→		24.3426-9957.5 240565	ATE Ø 42 - Halter
			➡	☐; 09/05→		24.3426-9958.5 240566	ATE Ø 42 - Halter
520 d	120	04/05→02/08	←	☐; 07/05→; nicht für Behördenfahrzeuge		24.3606-9967.5 240571	ATE Ø 60 - Halter
523 i	130	10/04→02/07	←	☐; 07/05→; nicht für Behördenfahrzeuge		24.3606-9968.5 240572	ATE Ø 60 - Halter
			←	☐; 07/05→; für Behördenfahrzeuge		24.3606-9979.5 240575	ATE Ø 60 - Halter
			←	☐; 07/05→; für Behördenfahrzeuge		24.3606-9980.5 240576	ATE Ø 60 - Halter
			➡	☐; 07/05→		24.3426-9957.5 240565	ATE Ø 42 - Halter
			➡	☐; 07/05→		24.3426-9958.5 240566	ATE Ø 42 - Halter
520 d	130	03/07→05/10	←	☐; 09/07→		24.3606-9979.5 240575	ATE Ø 60 - Halter
			←	☐; 09/07→		24.3606-9980.5 240576	ATE Ø 60 - Halter
			➡	☐; 09/07→		24.3426-9957.5 240565	ATE Ø 42 - Halter
			➡	☐; 09/07→		24.3426-9958.5 240566	ATE Ø 42 - Halter
520 i	120	07/07→08/10	←	☐; → 05/10;		24.3606-9967.5 240571	ATE Ø 60 - Halter
520 i	125	09/07→12/10	←	nicht für Behördenfahrzeuge		24.3606-9968.5 240572	ATE Ø 60 - Halter
			←	☐; → 05/10;		24.3606-9968.5 240572	ATE Ø 60 - Halter
			←	nicht für Behördenfahrzeuge		24.3606-9968.5 240572	ATE Ø 60 - Halter
			←	☐; für Behördenfahrzeuge; → 05/10		24.3606-9979.5 240575	ATE Ø 60 - Halter
			←	☐; für Behördenfahrzeuge; → 05/10		24.3606-9980.5 240576	ATE Ø 60 - Halter
			➡	☐; → 05/10		24.3426-9957.5 240565	ATE Ø 42 - Halter
			➡	☐; → 05/10		24.3426-9958.5 240566	ATE Ø 42 - Halter
523 i	140	01/07→12/10	←	☐; 03/07→ 05/10;		24.3606-9967.5 240571	ATE Ø 60 - Halter
				nicht für Behördenfahrzeuge;			
				Motorcode: N52N			

	kw			 	! #		
<b>BMW - 5 Touring (E61) 03/04→12/10</b>							
 <b>Bremssattel</b>							
523 i	140	01/07→12/10	←	 ; 03/07→ 05/10; nicht für Behördenfahrzeuge; Motorcode: N52N	24.3606-9968.5	240572	ATE Ø 60 - Halter
			←	 ; 03/07→ 05/10; für Behördenfahrzeuge; Motorcode: N52N	24.3606-9979.5	240575	ATE Ø 60 - Halter
			←	 ; 03/07→ 05/10; Motorcode: N53	24.3606-9979.5	240575	ATE Ø 60 - Halter
			←	 ; 03/07→ 05/10; für Behördenfahrzeuge; Motorcode: N52N	24.3606-9980.5	240576	ATE Ø 60 - Halter
			←	 ; 03/07→ 05/10; Motorcode: N53	24.3606-9980.5	240576	ATE Ø 60 - Halter
			→	 ; 03/07→ 05/10	24.3426-9957.5	240565	ATE Ø 42 - Halter
			→	 ; 03/07→ 05/10	24.3426-9958.5	240566	ATE Ø 42 - Halter
523 i	140	03/07→01/10	←	 ; nicht für Behördenfahrzeuge; Motorcode: N52N	24.3606-9967.5	240571	ATE Ø 60 - Halter
			←	 ; nicht für Behördenfahrzeuge; Motorcode: N52N	24.3606-9968.5	240572	ATE Ø 60 - Halter
			←	 ; Motorcode: N53	24.3606-9979.5	240575	ATE Ø 60 - Halter
			←	 ; für Behördenfahrzeuge; Motorcode: N52N	24.3606-9979.5	240575	ATE Ø 60 - Halter
			←	 ; für Behördenfahrzeuge; Motorcode: N52N	24.3606-9980.5	240576	ATE Ø 60 - Halter
			←	 ; Motorcode: N53	24.3606-9980.5	240576	ATE Ø 60 - Halter
			→		24.3426-9957.5	240565	ATE Ø 42 - Halter
525 d	120	03/04→03/07	←	 ; 12/04→	24.3606-9967.5	240571	ATE Ø 60 - Halter
			←	 ; 12/04→	24.3606-9979.5	240575	ATE Ø 60 - Halter
			←	 ; 12/04→	24.3606-9968.5	240572	ATE Ø 60 - Halter
			←	 ; 12/04→	24.3606-9980.5	240576	ATE Ø 60 - Halter
525 d	130	03/04→03/07	←	 ; 12/04→	24.3426-9957.5	240565	ATE Ø 42 - Halter
			←	 ; 12/04→	24.3426-9958.5	240566	ATE Ø 42 - Halter
			←	 ; 05/04→; nicht für Behördenfahrzeuge	24.3606-9967.5	240571	ATE Ø 60 - Halter
			←	 ; 05/04→; nicht für Behördenfahrzeuge	24.3606-9968.5	240572	ATE Ø 60 - Halter
			←	 ; 05/04→; für Behördenfahrzeuge	24.3606-9979.5	240575	ATE Ø 60 - Halter
			←	 ; 05/04→; für Behördenfahrzeuge	24.3606-9980.5	240576	ATE Ø 60 - Halter
525 d	145	03/07→05/10	→	 ; 05/04→	24.3426-9957.5	240565	ATE Ø 42 - Halter
			→	; 05/04→	24.3426-9958.5	240566	ATE Ø 42 - Halter
			←	; für Behördenfahrzeuge	24.3606-9977.5	240573	ATE Ø 60 - Halter
			←	; für Behördenfahrzeuge	24.3606-9978.5	240574	ATE Ø 60 - Halter
			←	; nicht für Behördenfahrzeuge	24.3606-9979.5	240575	ATE Ø 60 - Halter
			←	; nicht für Behördenfahrzeuge	24.3606-9980.5	240576	ATE Ø 60 - Halter
525 d xDrive 525 xd 530 d xDrive 530 i xDrive 530 xi 530 xi	145	09/08→05/10	←		24.3606-9977.5	240573	ATE Ø 60 - Halter
	145	09/07→09/08	←		24.3606-9978.5	240574	ATE Ø 60 - Halter
	173	09/07→05/10	←		24.3606-9979.5	240575	ATE Ø 60 - Halter
	200	09/08→05/10	→		24.3606-9980.5	240576	ATE Ø 60 - Halter
	200	09/06→09/08	→		24.3426-9957.5	240565	ATE Ø 42 - Halter
525 i	141	06/04→12/10	→		24.3426-9958.5	240566	ATE Ø 42 - Halter
			←	; nicht für Behördenfahrzeuge; → 03/05	24.3606-9967.5	240571	ATE Ø 60 - Halter
			←	; nicht für Behördenfahrzeuge; → 03/05	24.3606-9968.5	240572	ATE Ø 60 - Halter
			←	; für Behördenfahrzeuge; → 03/05	24.3606-9979.5	240575	ATE Ø 60 - Halter
			←	; für Behördenfahrzeuge; → 03/05	24.3606-9980.5	240576	ATE Ø 60 - Halter
			→	; → 03/05	24.3426-9957.5	240565	ATE Ø 42 - Halter
			→	; → 03/05	24.3426-9958.5	240566	ATE Ø 42 - Halter
525 i	155	07/05→12/10	←	; 03/07→; nicht für Behördenfahrzeuge; Motorcode: N52N	24.3606-9967.5	240571	ATE Ø 60 - Halter
			←	; 03/07→; nicht für Behördenfahrzeuge; Motorcode: N52N	24.3606-9968.5	240572	ATE Ø 60 - Halter
↓							

















	kw			 	! #		
<b>BMW - 5 Touring (E61) 03/04→12/10</b>							
 <b>Bremssattel</b>							
525 i	155	07/05→12/10	←	☐; 03/07→; für Behördenfahrzeuge; Motorcode: N53	24.3606-9977.5	240573	ATE Ø 60 - Halter
			←	☐; 03/07→; für Behördenfahrzeuge; Motorcode: N53	24.3606-9978.5	240574	ATE Ø 60 - Halter
			←	☐; 03/07→; für Behördenfahrzeuge; Motorcode: N52N	24.3606-9979.5	240575	ATE Ø 60 - Halter
			←	☐; 03/07→; nicht für Behördenfahrzeuge; Motorcode: N53	24.3606-9979.5	240575	ATE Ø 60 - Halter
			←	☐; → 03/07	24.3606-9979.5	240575	ATE Ø 60 - Halter
			←	☐; 03/07→; nicht für Behördenfahrzeuge; Motorcode: N53	24.3606-9980.5	240576	ATE Ø 60 - Halter
			←	☐; 03/07→; für Behördenfahrzeuge; Motorcode: N52N	24.3606-9980.5	240576	ATE Ø 60 - Halter
			←	☐; → 03/07	24.3606-9980.5	240576	ATE Ø 60 - Halter
			→	☐; 03/07→; nicht für Behördenfahrzeuge; Motorcode: N53	24.3426-9957.5	240565	ATE Ø 42 - Halter
			→	☐; → 03/07	24.3426-9957.5	240565	ATE Ø 42 - Halter
			→	☐; 03/07→; Motorcode: N52N	24.3426-9957.5	240565	ATE Ø 42 - Halter
			→	☐; 03/07→; Motorcode: N52N	24.3426-9958.5	240566	ATE Ø 42 - Halter
			→	☐; 03/07→; nicht für Behördenfahrzeuge; Motorcode: N53	24.3426-9958.5	240566	ATE Ø 42 - Halter
			→	☐; → 03/07	24.3426-9958.5	240566	ATE Ø 42 - Halter
525 i	160	10/04→03/10	←	☐; 03/07→; nicht für Behördenfahrzeuge; Motorcode: N52N	24.3606-9967.5	240571	ATE Ø 60 - Halter
			←	☐; 03/07→; nicht für Behördenfahrzeuge; Motorcode: N52N	24.3606-9968.5	240572	ATE Ø 60 - Halter
			←	☐; 03/07→; für Behördenfahrzeuge; Motorcode: N53	24.3606-9977.5	240573	ATE Ø 60 - Halter
			←	☐; 03/07→; für Behördenfahrzeuge; Motorcode: N53	24.3606-9978.5	240574	ATE Ø 60 - Halter
			←	☐; 07/05→ 03/07	24.3606-9979.5	240575	ATE Ø 60 - Halter
			←	☐; 03/07→; nicht für Behördenfahrzeuge; Motorcode: N53	24.3606-9979.5	240575	ATE Ø 60 - Halter
			←	☐; 03/07→; für Behördenfahrzeuge; Motorcode: N52N	24.3606-9979.5	240575	ATE Ø 60 - Halter
			←	☐; 03/07→; für Behördenfahrzeuge; Motorcode: N52N	24.3606-9980.5	240576	ATE Ø 60 - Halter
			←	☐; 07/05→ 03/07	24.3606-9980.5	240576	ATE Ø 60 - Halter
			←	☐; 03/07→; nicht für Behördenfahrzeuge; Motorcode: N53	24.3606-9980.5	240576	ATE Ø 60 - Halter
			→	☐; 07/05→ 03/07	24.3426-9957.5	240565	ATE Ø 42 - Halter
			→	☐; 03/07→; Motorcode: N52N	24.3426-9957.5	240565	ATE Ø 42 - Halter
			→	☐; 03/07→; nicht für Behördenfahrzeuge; Motorcode: N53	24.3426-9957.5	240565	ATE Ø 42 - Halter
			→	☐; 03/07→; nicht für Behördenfahrzeuge; Motorcode: N53	24.3426-9958.5	240566	ATE Ø 42 - Halter
525 i 525 i	155 160	01/07→12/10 01/07→12/10	←	☐; 03/07→ 05/10; nicht für Behördenfahrzeuge; Motorcode: N52N	24.3606-9967.5	240571	ATE Ø 60 - Halter
			←	☐; 03/07→ 05/10; nicht für Behördenfahrzeuge; Motorcode: N52N	24.3606-9968.5	240572	ATE Ø 60 - Halter
			←	☐; 03/07→ 05/10; für Behördenfahrzeuge; Motorcode: N53	24.3606-9977.5	240573	ATE Ø 60 - Halter
			←	☐; 03/07→ 05/10; für Behördenfahrzeuge; Motorcode: N53	24.3606-9978.5	240574	ATE Ø 60 - Halter
↓							

	kW			 	! #			
<b>BMW - 5 Touring (E61) 03/04→12/10</b>								
 <b>Bremssattel</b>								
525 i 525 i	155 160	01/07→12/10 01/07→12/10	←	☐; 03/07→ 05/10; für Behördenfahrzeuge; Motorcode: N52N		24.3606-9979.5	240575	ATE Ø 60 - Halter
			←	☐; 03/07→ 05/10; nicht für Behördenfahrzeuge; Motorcode: N53		24.3606-9979.5	240575	ATE Ø 60 - Halter
			←	☐; → 03/07		24.3606-9979.5	240575	ATE Ø 60 - Halter
			←	☐; 03/07→ 05/10; für Behördenfahrzeuge; Motorcode: N52N		24.3606-9980.5	240576	ATE Ø 60 - Halter
			←	☐; 03/07→ 05/10; nicht für Behördenfahrzeuge; Motorcode: N53		24.3606-9980.5	240576	ATE Ø 60 - Halter
			←	☐; → 03/07		24.3606-9980.5	240576	ATE Ø 60 - Halter
			→	☐; → 03/07		24.3426-9957.5	240565	ATE Ø 42 - Halter
			→	☐; 03/07→ 05/10; nicht für Behördenfahrzeuge; Motorcode: N53		24.3426-9957.5	240565	ATE Ø 42 - Halter
			→	☐; 03/07→ 05/10; Motorcode: N52N		24.3426-9957.5	240565	ATE Ø 42 - Halter
			→	☐; → 03/07		24.3426-9958.5	240566	ATE Ø 42 - Halter
			→	☐; 03/07→ 05/10; nicht für Behördenfahrzeuge; Motorcode: N53		24.3426-9958.5	240566	ATE Ø 42 - Halter
			→	☐; 03/07→ 05/10; Motorcode: N52N		24.3426-9958.5	240566	ATE Ø 42 - Halter
525 i xDrive 525 xi 525 xi	160 160 160	09/08→12/10 07/05→12/10 01/07→12/10	←	☐; → 05/10		24.3606-9955.5	240577	Ø 60 - Halter
			←	☐; → 05/10		24.3606-9956.5	240578	Ø 60 - Halter
			→	☐; → 05/10		24.3426-9957.5	240565	ATE Ø 42 - Halter
			→	☐; → 05/10		24.3426-9958.5	240566	ATE Ø 42 - Halter
530 d 530 d	155 160	03/04→05/10 03/04→09/05	←	☐; 05/04→; für Behördenfahrzeuge		24.3606-9977.5	240573	ATE Ø 60 - Halter
			←	☐; 05/04→; für Behördenfahrzeuge		24.3606-9978.5	240574	ATE Ø 60 - Halter
			←	☐; 05/04→; nicht für Behördenfahrzeuge		24.3606-9979.5	240575	ATE Ø 60 - Halter
			←	☐; 05/04→; nicht für Behördenfahrzeuge		24.3606-9980.5	240576	ATE Ø 60 - Halter
			→	☐; 05/04→; nicht für Behördenfahrzeuge		24.3426-9957.5	240565	ATE Ø 42 - Halter
			→	☐; 05/04→; nicht für Behördenfahrzeuge		24.3426-9958.5	240566	ATE Ø 42 - Halter
530 d	170	02/05→02/07	←	☐; 07/05→; für Behördenfahrzeuge		24.3606-9977.5	240573	ATE Ø 60 - Halter
			←	☐; 07/05→; für Behördenfahrzeuge		24.3606-9978.5	240574	ATE Ø 60 - Halter
			←	☐; 07/05→; nicht für Behördenfahrzeuge		24.3606-9979.5	240575	ATE Ø 60 - Halter
			←	☐; 07/05→; nicht für Behördenfahrzeuge		24.3606-9980.5	240576	ATE Ø 60 - Halter
			→	☐; 07/05→; nicht für Behördenfahrzeuge		24.3426-9957.5	240565	ATE Ø 42 - Halter
			→	☐; 07/05→; nicht für Behördenfahrzeuge		24.3426-9958.5	240566	ATE Ø 42 - Halter
530 d	173	02/07→05/10	←	☐; 03/07→; für Behördenfahrzeuge		24.3606-9977.5	240573	ATE Ø 60 - Halter
			←	☐; 03/07→; für Behördenfahrzeuge		24.3606-9978.5	240574	ATE Ø 60 - Halter
			←	☐; 03/07→; nicht für Behördenfahrzeuge		24.3606-9979.5	240575	ATE Ø 60 - Halter
			←	☐; 03/07→; nicht für Behördenfahrzeuge		24.3606-9980.5	240576	ATE Ø 60 - Halter
			→	☐; 03/07→; nicht für Behördenfahrzeuge		24.3426-9957.5	240565	ATE Ø 42 - Halter
			→	☐; 03/07→; nicht für Behördenfahrzeuge		24.3426-9958.5	240566	ATE Ø 42 - Halter
530 i	190	09/04→02/07	←	☐; 07/05→		24.3606-9979.5	240575	ATE Ø 60 - Halter
			←	☐; 07/05→		24.3606-9980.5	240576	ATE Ø 60 - Halter
			→	☐; 07/05→		24.3426-9957.5	240565	ATE Ø 42 - Halter
			→	☐; 07/05→		24.3426-9958.5	240566	ATE Ø 42 - Halter
530 i ↓	200	09/06→03/10	←	☐; 03/07→; für Behördenfahrzeuge; Motorcode: N52N		24.3606-9977.5	240573	ATE Ø 60 - Halter
			←	☐; 03/07→; Motorcode: N53		24.3606-9977.5	240573	ATE Ø 60 - Halter
			←	☐; 03/07→; Motorcode: N53		24.3606-9978.5	240574	ATE Ø 60 - Halter
			←	☐; 03/07→; für Behördenfahrzeuge; Motorcode: N52N		24.3606-9978.5	240574	ATE Ø 60 - Halter
			←	☐; 03/07→; nicht für Behördenfahrzeuge; Motorcode: N52N		24.3606-9979.5	240575	ATE Ø 60 - Halter








	kw			 	! #			
<b>BMW - 5 Touring (E61) 03/04→12/10</b>								
<b>Bremssattel</b>								
530 i	200	09/06→03/10	←	☐; 03/07→; nicht für Behördenfahrzeuge; Motorcode: N52N		24.3606-9980.5	240576	ATE Ø 60 - Halter
			→	☐; 03/07→; nicht für Behördenfahrzeuge; Motorcode: N52N		24.3426-9957.5	240565	ATE Ø 42 - Halter
			→	☐; 03/07→; nicht für Behördenfahrzeuge; Motorcode: N52N		24.3426-9958.5	240566	ATE Ø 42 - Halter
530 i	200	01/07→12/10	←	☐; 03/07→ 05/10; Motorcode: N53		24.3606-9977.5	240573	ATE Ø 60 - Halter
			←	☐; 03/07→ 05/10; für Behördenfahrzeuge; Motorcode: N52N		24.3606-9977.5	240573	ATE Ø 60 - Halter
			←	☐; 03/07→ 05/10; Motorcode: N53		24.3606-9978.5	240574	ATE Ø 60 - Halter
			←	☐; 03/07→ 05/10; für Behördenfahrzeuge; Motorcode: N52N		24.3606-9978.5	240574	ATE Ø 60 - Halter
			←	☐; 03/07→ 05/10; nicht für Behördenfahrzeuge; Motorcode: N52N		24.3606-9979.5	240575	ATE Ø 60 - Halter
			←	☐; 03/07→ 05/10; nicht für Behördenfahrzeuge; Motorcode: N52N		24.3606-9980.5	240576	ATE Ø 60 - Halter
			→	☐; 03/07→ 05/10; nicht für Behördenfahrzeuge; Motorcode: N52N		24.3426-9957.5	240565	ATE Ø 42 - Halter
			→	☐; 03/07→ 05/10; nicht für Behördenfahrzeuge; Motorcode: N52N		24.3426-9958.5	240566	ATE Ø 42 - Halter
530 xd 530 xi	170 190	02/05→02/07 04/05→02/07	←	☐; 07/05→		24.3606-9955.5	240577	Ø 60 - Halter
			←	☐; 07/05→		24.3606-9956.5	240578	Ø 60 - Halter
			→	☐; 07/05→		24.3426-9957.5	240565	ATE Ø 42 - Halter
			→	☐; 07/05→		24.3426-9958.5	240566	ATE Ø 42 - Halter
530 xd	173	01/07→08/07	←	☐; 03/07→		24.3606-9955.5	240577	Ø 60 - Halter
			←	☐; 03/07→		24.3606-9956.5	240578	Ø 60 - Halter
			→	☐; 03/07→		24.3426-9957.5	240565	ATE Ø 42 - Halter
			→	☐; 03/07→		24.3426-9958.5	240566	ATE Ø 42 - Halter
545 i	245	06/04→12/10	←	☐; → 08/05		24.3606-9977.5	240573	ATE Ø 60 - Halter
			←	☐; → 08/05		24.3606-9978.5	240574	ATE Ø 60 - Halter
550 i	270	07/05→12/10	←	☐; 03/07→ 05/10		24.3606-9977.5	240573	ATE Ø 60 - Halter
			←	☐; 03/07→ 05/10		24.3606-9978.5	240574	ATE Ø 60 - Halter
<b>Feder, Bremssattel</b>								
520 d	110	04/05→02/08		09/05→; nicht für Behördenfahrzeuge	2	11.8116-0137.1	390612	ATE
				09/05→; für Behördenfahrzeuge	2	11.8116-0315.2	390447	ATE
			→	09/05→	2	11.8116-0330.1	390472	ATE
520 d 523 i	120 130	04/05→02/08 10/04→02/07		07/05→; nicht für Behördenfahrzeuge	2	11.8116-0137.1	390612	ATE
				07/05→; für Behördenfahrzeuge	2	11.8116-0315.2	390447	ATE
			→	07/05→	2	11.8116-0330.1	390472	ATE
520 d	130	03/07→05/10		09/07→	2	11.8116-0315.2	390447	ATE
			→	09/07→	2	11.8116-0330.1	390472	ATE
520 i 520 i	120 125	07/07→08/10 09/07→12/10		→ 05/10; nicht für Behördenfahrzeuge	2	11.8116-0137.1	390612	ATE
				für Behördenfahrzeuge; → 05/10	2	11.8116-0315.2	390447	ATE
			→	→ 05/10	2	11.8116-0330.1	390472	ATE
523 i	140	01/07→12/10		03/07→ 05/10; nicht für Behördenfahrzeuge; Motorcode: N52N	2	11.8116-0137.1	390612	ATE
				03/07→ 05/10; Motorcode: N53	2	11.8116-0315.2	390447	ATE
				03/07→ 05/10; für Behördenfahrzeuge; Motorcode: N52N	2	11.8116-0315.2	390447	ATE
			→	03/07→ 05/10	2	11.8116-0330.1	390472	ATE
523 i	140	03/07→01/10		nicht für Behördenfahrzeuge; Motorcode: N52N	2	11.8116-0137.1	390612	ATE
				für Behördenfahrzeuge; Motorcode: N52N	2	11.8116-0315.2	390447	ATE
↓								










	kw			 	! #		
<b>BMW - 5 Touring (E61) 03/04→12/10</b>							
<b>Feder, Bremssattel</b>							
523 i	140	03/07→01/10		Motorcode: N53	2	11.8116-0315.2 390447	ATE
			➔		2	11.8116-0330.1 390472	ATE
525 d	120	03/04→03/07		12/04→	2	11.8116-0137.1 390612	ATE
						11.8116-0315.2 390447	ATE
			➔	12/04→	2	11.8116-0330.1 390472	ATE
525 d	130	03/04→03/07		05/04→; nicht für Behördenfahrzeuge	2	11.8116-0137.1 390612	ATE
				05/04→; für Behördenfahrzeuge	2	11.8116-0315.2 390447	ATE
			➔	05/04→	2	11.8116-0330.1 390472	ATE
525 d	145	03/07→05/10			2	11.8116-0315.2 390447	ATE
			➔	für Behördenfahrzeuge	2	11.8116-0296.1 390445	ATE
			➔	nicht für Behördenfahrzeuge	2	11.8116-0330.1 390472	ATE
525 d xDrive	145	09/08→05/10			2	11.8116-0315.2 390447	ATE
525 xd	145	09/07→09/08	➔		2	11.8116-0330.1 390472	ATE
530 d xDrive	173	09/07→05/10					
530 i xDrive	200	09/08→05/10					
530 xi	200	09/06→09/08					
530 xi	200	03/07→05/10					
525 i	141	06/04→12/10		nicht für Behördenfahrzeuge; → 03/05	2	11.8116-0137.1 390612	ATE
				für Behördenfahrzeuge; → 03/05	2	11.8116-0315.2 390447	ATE
			➔	→ 03/05	2	11.8116-0330.1 390472	ATE
525 i	155	07/05→12/10		03/07→; nicht für Behördenfahrzeuge; Motorcode: N52N	2	11.8116-0137.1 390612	ATE
				03/07→; für Behördenfahrzeuge; Motorcode: N52N	2	11.8116-0315.2 390447	ATE
				→ 03/07	2	11.8116-0315.2 390447	ATE
				03/07→; Motorcode: N53	2	11.8116-0315.2 390447	ATE
			➔	03/07→; für Behördenfahrzeuge; Motorcode: N53	2	11.8116-0296.1 390445	ATE
			➔	→ 03/07	2	11.8116-0330.1 390472	ATE
			➔	03/07→; nicht für Behördenfahrzeuge; Motorcode: N53	2	11.8116-0330.1 390472	ATE
			➔	03/07→; Motorcode: N52N	2	11.8116-0330.1 390472	ATE
525 i	160	10/04→03/10		03/07→; nicht für Behördenfahrzeuge; Motorcode: N52N	2	11.8116-0137.1 390612	ATE
				03/07→; für Behördenfahrzeuge; Motorcode: N52N	2	11.8116-0315.2 390447	ATE
				07/05→ 03/07	2	11.8116-0315.2 390447	ATE
				03/07→; Motorcode: N53	2	11.8116-0315.2 390447	ATE
			➔	03/07→; für Behördenfahrzeuge; Motorcode: N53	2	11.8116-0296.1 390445	ATE
			➔	07/05→ 03/07	2	11.8116-0330.1 390472	ATE
			➔	03/07→; nicht für Behördenfahrzeuge; Motorcode: N53	2	11.8116-0330.1 390472	ATE
			➔	03/07→; Motorcode: N52N	2	11.8116-0330.1 390472	ATE
525 i	155	01/07→12/10		03/07→ 05/10; nicht für Behördenfahrzeuge; Motorcode: N52N	2	11.8116-0137.1 390612	ATE
525 i	160	01/07→12/10		→ 03/07	2	11.8116-0315.2 390447	ATE
				03/07→ 05/10; Motorcode: N53	2	11.8116-0315.2 390447	ATE
				03/07→ 05/10; für Behördenfahrzeuge; Motorcode: N52N	2	11.8116-0315.2 390447	ATE
			➔	03/07→ 05/10; für Behördenfahrzeuge; Motorcode: N53	2	11.8116-0296.1 390445	ATE
			➔	→ 03/07	2	11.8116-0330.1 390472	ATE
			➔	03/07→ 05/10; nicht für Behördenfahrzeuge; Motorcode: N53	2	11.8116-0330.1 390472	ATE
			➔	03/07→ 05/10; Motorcode: N52N	2	11.8116-0330.1 390472	ATE
525 i xDrive	160	09/08→12/10		→ 05/10	2	11.8116-0315.2 390447	ATE
525 xi	160	07/05→12/10	➔	→ 05/10	2	11.8116-0330.1 390472	ATE
525 xi	160	01/07→12/10					
530 d	155	03/04→05/10		05/04→	2	11.8116-0315.2 390447	ATE
530 d	160	03/04→09/05	➔	05/04→; für Behördenfahrzeuge	2	11.8116-0296.1 390445	ATE
			➔	05/04→; nicht für Behördenfahrzeuge	2	11.8116-0330.1 390472	ATE
530 d	170	02/05→02/07		07/05→	2	11.8116-0315.2 390447	ATE
			➔	07/05→; für Behördenfahrzeuge	2	11.8116-0296.1 390445	ATE
↓							








	kw			 	! #		
<b>BMW - 5 Touring (E61) 03/04→12/10</b>							
<b>Feder, Bremssattel</b>							
530 d	170	02/05→02/07	➡	07/05→; nicht für Behördenfahrzeuge	2	11.8116-0330.1 390472	ATE
530 d	173	02/07→05/10		03/07→	2	11.8116-0315.2 390447	ATE
			➡	03/07→; für Behördenfahrzeuge	2	11.8116-0296.1 390445	ATE
			➡	03/07→; nicht für Behördenfahrzeuge	2	11.8116-0330.1 390472	ATE
530 i	190	09/04→02/07		07/05→	2	11.8116-0315.2 390447	ATE
530 xd	170	02/05→02/07	➡	07/05→	2	11.8116-0330.1 390472	ATE
530 xi	190	04/05→02/07					
530 i	200	09/06→03/10		03/07→; Motorcode: N53	2	11.8116-0315.2 390447	ATE
				03/07→; Motorcode: N52N	2	11.8116-0315.2 390447	ATE
			➡	03/07→; Motorcode: N53	2	11.8116-0296.1 390445	ATE
			➡	03/07→; für Behördenfahrzeuge; Motorcode: N52N	2	11.8116-0296.1 390445	ATE
			➡	03/07→; nicht für Behördenfahrzeuge; Motorcode: N52N	2	11.8116-0330.1 390472	ATE
530 i	200	01/07→12/10		03/07→ 05/10; Motorcode: N53	2	11.8116-0315.2 390447	ATE
				03/07→ 05/10; Motorcode: N52N	2	11.8116-0315.2 390447	ATE
			➡	03/07→ 05/10; für Behördenfahrzeuge; Motorcode: N52N	2	11.8116-0296.1 390445	ATE
			➡	03/07→ 05/10; Motorcode: N53	2	11.8116-0296.1 390445	ATE
			➡	03/07→ 05/10; nicht für Behördenfahrzeuge; Motorcode: N52N	2	11.8116-0330.1 390472	ATE
530 xd	173	01/07→08/07		03/07→	2	11.8116-0315.2 390447	ATE
			➡	03/07→	2	11.8116-0330.1 390472	ATE
535 d	200	09/04→12/10		→ 03/07	2	11.8116-0353.2 390585	ATE
			➡	→ 03/07	2	11.8116-0296.1 390445	ATE
535 d	210	01/07→12/10		03/07→ 05/10	2	11.8116-0353.2 390585	ATE
			➡	03/07→ 05/10	2	11.8116-0296.1 390445	ATE
545 i	245	06/04→12/10		→ 08/05	2	11.8116-0315.2 390447	ATE
			➡	→ 08/05	2	11.8116-0296.1 390445	ATE
550 i	270	07/05→12/10		03/07→ 05/10	2	11.8116-0315.2 390447	ATE
						11.8116-0353.2 390585	ATE
			→ 03/07	2	11.8116-0353.2 390585	ATE	
M5	373	02/07→12/10	➡	→ 05/10	2	11.8116-0296.1 390445	ATE
			➡	→ 05/10	2	11.8116-0353.2 390585	ATE
<b>Führungshülzensatz, Bremssattel</b>							
520 d	110	04/05→02/08	←	09/05→; nicht für Behördenfahrzeuge		11.0101-5402.2 260009	ATE
			←	09/05→; für Behördenfahrzeuge		11.0101-6006.2 260098	ATE
			➡	09/05→		11.0101-5402.2 260009	ATE
520 d 523 i	120 130	04/05→02/08 10/04→02/07	←	07/05→; nicht für Behördenfahrzeuge		11.0101-5402.2 260009	ATE
			←	07/05→; für Behördenfahrzeuge		11.0101-6006.2 260098	ATE
			➡	07/05→		11.0101-5402.2 260009	ATE
520 d	130	03/07→05/10	←	09/07→		11.0101-6006.2 260098	ATE
			➡	09/07→		11.0101-5402.2 260009	ATE
520 i 520 i	120 125	07/07→08/10 09/07→12/10	←	→ 05/10; nicht für Behördenfahrzeuge		11.0101-5402.2 260009	ATE
			←	für Behördenfahrzeuge; → 05/10		11.0101-6006.2 260098	ATE
			➡	→ 05/10		11.0101-5402.2 260009	ATE
523 i	140	01/07→12/10	←	03/07→ 05/10; nicht für Behördenfahrzeuge; Motorcode: N52N		11.0101-5402.2 260009	ATE
			←	03/07→ 05/10; Motorcode: N53		11.0101-6006.2 260098	ATE
			←	03/07→ 05/10; für Behördenfahrzeuge; Motorcode: N52N		11.0101-6006.2 260098	ATE
			➡	03/07→ 05/10		11.0101-5402.2 260009	ATE
523 i	140	03/07→01/10	←	nicht für Behördenfahrzeuge; Motorcode: N52N		11.0101-5402.2 260009	ATE
			←	Motorcode: N53		11.0101-6006.2 260098	ATE
			←	für Behördenfahrzeuge; Motorcode: N52N		11.0101-6006.2 260098	ATE
↓							


















	kw			 	! #		
<b>BMW - 5 Touring (E61) 03/04→12/10</b>							
<b>Führungshülzensatz, Bremsattel</b>							
523 i	140	03/07→01/10	➡			11.0101-5402.2 260009	ATE
525 d	120	03/04→03/07	⬅	12/04→		11.0101-5402.2 260009	ATE
			➡	12/04→		11.0101-6006.2 260098	ATE
			➡	12/04→		11.0101-5402.2 260009	ATE
525 d	130	03/04→03/07	⬅	05/04→; nicht für Behördenfahrzeuge		11.0101-5402.2 260009	ATE
			⬅	05/04→; für Behördenfahrzeuge		11.0101-6006.2 260098	ATE
			➡	05/04→		11.0101-5402.2 260009	ATE
525 d	145	03/07→05/10	⬅			11.0101-6006.2 260098	ATE
525 d xDrive	145	09/08→05/10	➡			11.0101-5402.2 260009	ATE
525 xd	145	09/07→09/08	➡				
530 d xDrive	173	09/07→05/10	➡				
530 i xDrive	200	09/08→05/10	➡				
530 xi	200	09/06→09/08	➡				
530 xi	200	03/07→05/10	➡				
525 i	141	06/04→12/10	⬅	nicht für Behördenfahrzeuge; → 03/05		11.0101-5402.2 260009	ATE
			⬅	für Behördenfahrzeuge; → 03/05		11.0101-6006.2 260098	ATE
			➡	→ 03/05		11.0101-5402.2 260009	ATE
525 i	155	07/05→12/10	⬅	03/07→; nicht für Behördenfahrzeuge; Motorcode: N52N		11.0101-5402.2 260009	ATE
			⬅	03/07→; Motorcode: N53		11.0101-6006.2 260098	ATE
			⬅	→ 03/07		11.0101-6006.2 260098	ATE
			⬅	03/07→; für Behördenfahrzeuge; Motorcode: N52N		11.0101-6006.2 260098	ATE
			➡	03/07→; Motorcode: N52N		11.0101-5402.2 260009	ATE
			➡	→ 03/07		11.0101-5402.2 260009	ATE
			➡	03/07→; Motorcode: N53		11.0101-5402.2 260009	ATE
525 i	160	10/04→03/10	⬅	03/07→; nicht für Behördenfahrzeuge; Motorcode: N52N		11.0101-5402.2 260009	ATE
			⬅	03/07→; Motorcode: N53		11.0101-6006.2 260098	ATE
			⬅	07/05→ 03/07		11.0101-6006.2 260098	ATE
			⬅	03/07→; für Behördenfahrzeuge; Motorcode: N52N		11.0101-6006.2 260098	ATE
			➡	03/07→; Motorcode: N52N		11.0101-5402.2 260009	ATE
			➡	07/05→ 03/07		11.0101-5402.2 260009	ATE
			➡	03/07→; Motorcode: N53		11.0101-5402.2 260009	ATE
525 i 525 i	155 160	01/07→12/10 01/07→12/10	⬅	03/07→ 05/10; nicht für Behördenfahrzeuge; Motorcode: N52N		11.0101-5402.2 260009	ATE
			⬅	→ 03/07		11.0101-6006.2 260098	ATE
			⬅	03/07→ 05/10; für Behördenfahrzeuge; Motorcode: N52N		11.0101-6006.2 260098	ATE
			⬅	03/07→ 05/10; Motorcode: N53		11.0101-6006.2 260098	ATE
			➡	03/07→ 05/10; Motorcode: N52N		11.0101-5402.2 260009	ATE
			➡	→ 03/07		11.0101-5402.2 260009	ATE
			➡	03/07→ 05/10; Motorcode: N53		11.0101-5402.2 260009	ATE
525 i xDrive	160	09/08→12/10	⬅	→ 05/10		11.0101-6006.2 260098	ATE
525 xi	160	07/05→12/10	➡	→ 05/10		11.0101-5402.2 260009	ATE
525 xi	160	01/07→12/10	➡	→ 05/10		11.0101-5402.2 260009	ATE
530 d	155	03/04→05/10	⬅	05/04→		11.0101-6006.2 260098	ATE
530 d	160	03/04→09/05	➡	05/04→		11.0101-5402.2 260009	ATE
530 d	170	02/05→02/07	⬅	07/05→		11.0101-6006.2 260098	ATE
530 i	190	09/04→02/07	➡	07/05→		11.0101-5402.2 260009	ATE
530 xd	170	02/05→02/07	➡	07/05→		11.0101-5402.2 260009	ATE
530 xi	190	04/05→02/07	➡	07/05→		11.0101-5402.2 260009	ATE
530 d	173	02/07→05/10	⬅	03/07→		11.0101-6006.2 260098	ATE
530 xd	173	01/07→08/07	➡	03/07→		11.0101-5402.2 260009	ATE
530 i	200	09/06→03/10	⬅	03/07→; Motorcode: N53		11.0101-6006.2 260098	ATE
			⬅	03/07→; Motorcode: N52N		11.0101-6006.2 260098	ATE
			➡	03/07→; Motorcode: N52N		11.0101-5402.2 260009	ATE
			➡	03/07→; Motorcode: N53		11.0101-5402.2 260009	ATE
530 i	200	01/07→12/10	⬅	03/07→ 05/10; Motorcode: N53		11.0101-6006.2 260098	ATE
			⬅	03/07→ 05/10; Motorcode: N52N		11.0101-6006.2 260098	ATE
↓							

	kW			 	! #		
<b>BMW - 5 Touring (E61) 03/04→12/10</b>							
<b>Führungshülzensatz, Bremssattel</b>							
530 i	200	01/07→12/10	➡	03/07→ 05/10; Motorcode: N52N		11.0101-5402.2 260009	ATE
			➡	03/07→ 05/10; Motorcode: N53		11.0101-5402.2 260009	ATE
535 d	200	09/04→12/10	←	→ 03/07		11.0101-5706.2 260097	ATE
			➡	→ 03/07		11.0101-5402.2 260009	ATE
535 d	210	01/07→12/10	←	03/07→ 05/10		11.0101-5706.2 260097	ATE
			➡	03/07→ 05/10		11.0101-5402.2 260009	ATE
545 i	245	06/04→12/10	←	→ 08/05		11.0101-6006.2 260098	ATE
			➡	→ 08/05		11.0101-5402.2 260009	ATE
550 i	270	07/05→12/10	←	03/07→ 05/10		11.0101-5706.2 260097	ATE
						11.0101-6006.2 260098	ATE
			←	→ 03/07		11.0101-5706.2 260097	ATE
M5	373	02/07→12/10	➡	→ 05/10		11.0101-5402.2 260009	ATE
			➡	→ 05/10		11.0101-5706.2 260097	ATE
<b>Führungsbolzen, Bremssattel</b>							
520 d	110	04/05→02/08		09/05→		11.8171-0008.1 990049	ATE
			➡	09/05→		11.8171-0008.1 990049	ATE
520 d 523 i 530 i	120 130 190	04/05→02/08 10/04→02/07 09/04→02/07	➡	07/05→		11.8171-0008.1 990049	ATE
			➡	07/05→		11.8171-0008.1 990049	ATE
520 d	130	03/07→05/10	➡	09/07→		11.8171-0008.1 990049	ATE
			➡	09/07→		11.8171-0008.1 990049	ATE
520 i 520 i	120 125	07/07→08/10 09/07→12/10		→ 05/10		11.8171-0008.1 990049	ATE
			➡	→ 05/10		11.8171-0008.1 990049	ATE
523 i	140	01/07→12/10		03/07→ 05/10; Motorcode: N53		11.8171-0008.1 990049	ATE
				03/07→ 05/10; Motorcode: N52N		11.8171-0008.1 990049	ATE
			➡	03/07→ 05/10		11.8171-0008.1 990049	ATE
523 i	140	03/07→01/10		Motorcode: N52N		11.8171-0008.1 990049	ATE
				Motorcode: N53		11.8171-0008.1 990049	ATE
			➡			11.8171-0008.1 990049	ATE
525 d	120	03/04→03/07		12/04→		11.8171-0008.1 990049	ATE
			➡	12/04→		11.8171-0008.1 990049	ATE
525 d	130	03/04→03/07		05/04→		11.8171-0008.1 990049	ATE
			➡	05/04→		11.8171-0008.1 990049	ATE
525 d	145	03/07→05/10				11.8171-0008.1 990049	ATE
				für Behördenfahrzeuge		11.8171-0067.1 250153	ATE
			➡			11.8171-0008.1 990049	ATE
525 d xDrive 525 xd 530 d xDrive	145 145 173	09/08→05/10 09/07→09/08 09/07→05/10				11.8171-0008.1 990049	ATE
						11.8171-0067.1 250153	ATE
530 i xDrive 530 xi 530 xi	200 200 200	09/08→05/10 09/06→09/08 03/07→05/10	➡			11.8171-0008.1 990049	ATE
525 i	141	06/04→12/10		→ 03/05		11.8171-0008.1 990049	ATE
			➡	→ 03/05		11.8171-0008.1 990049	ATE
525 i	155	07/05→12/10		→ 03/07		11.8171-0008.1 990049	ATE
				03/07→; Motorcode: N53		11.8171-0008.1 990049	ATE
				03/07→; Motorcode: N52N		11.8171-0008.1 990049	ATE
				03/07→; für Behördenfahrzeuge; Motorcode: N53		11.8171-0067.1 250153	ATE
			➡	03/07→; Motorcode: N52N		11.8171-0008.1 990049	ATE
			➡	→ 03/07		11.8171-0008.1 990049	ATE
			➡	03/07→; Motorcode: N53		11.8171-0008.1 990049	ATE
525 i	160	10/04→03/10		03/07→; Motorcode: N52N		11.8171-0008.1 990049	ATE
				03/07→; Motorcode: N53		11.8171-0008.1 990049	ATE
				07/05→ 03/07		11.8171-0008.1 990049	ATE
				03/07→; für Behördenfahrzeuge; Motorcode: N53		11.8171-0067.1 250153	ATE
			➡	03/07→; Motorcode: N52N		11.8171-0008.1 990049	ATE
↓							












	kW			 	! #		
<b>BMW - 5 Touring (E61) 03/04→12/10</b>							
<b>Führungsbolzen, Bremsattel</b>							
525 i	160	10/04→03/10	➡	07/05→ 03/07		11.8171-0008.1 990049	ATE
			➡	03/07→; Motorcode: N53		11.8171-0008.1 990049	ATE
525 i 525 i	155 160	01/07→12/10 01/07→12/10		03/07→ 05/10; Motorcode: N53		11.8171-0008.1 990049	ATE
				→ 03/07		11.8171-0008.1 990049	ATE
				03/07→ 05/10; Motorcode: N52N		11.8171-0008.1 990049	ATE
				03/07→ 05/10; für Behördenfahrzeuge; Motorcode: N53		11.8171-0067.1 250153	ATE
			➡	→ 03/07		11.8171-0008.1 990049	ATE
			➡	03/07→ 05/10; Motorcode: N52N		11.8171-0008.1 990049	ATE
			➡	03/07→ 05/10; Motorcode: N53		11.8171-0008.1 990049	ATE
525 i xDrive 525 xi 525 xi	160 160 160	09/08→12/10 07/05→12/10 01/07→12/10		→ 05/10		11.8171-0008.1 990049	ATE
						11.8171-0067.1 250153	ATE
			➡	→ 05/10		11.8171-0008.1 990049	ATE
530 d 530 d	155 160	03/04→05/10 03/04→09/05		05/04→		11.8171-0008.1 990049	ATE
				05/04→; für Behördenfahrzeuge		11.8171-0067.1 250153	ATE
			➡	05/04→		11.8171-0008.1 990049	ATE
530 d	170	02/05→02/07		07/05→		11.8171-0008.1 990049	ATE
				07/05→; für Behördenfahrzeuge		11.8171-0067.1 250153	ATE
			➡	07/05→		11.8171-0008.1 990049	ATE
530 d	173	02/07→05/10		03/07→		11.8171-0008.1 990049	ATE
				03/07→; für Behördenfahrzeuge		11.8171-0067.1 250153	ATE
			➡	03/07→		11.8171-0008.1 990049	ATE
530 i	200	09/06→03/10		03/07→; Motorcode: N52N		11.8171-0008.1 990049	ATE
				03/07→; Motorcode: N53		11.8171-0008.1 990049	ATE
				03/07→; für Behördenfahrzeuge; Motorcode: N52N		11.8171-0067.1 250153	ATE
			➡	03/07→; Motorcode: N52N		11.8171-0008.1 990049	ATE
			➡	03/07→; Motorcode: N53		11.8171-0008.1 990049	ATE
530 i	200	01/07→12/10		03/07→ 05/10; Motorcode: N53		11.8171-0008.1 990049	ATE
						11.8171-0067.1 250153	ATE
				03/07→ 05/10; Motorcode: N52N		11.8171-0008.1 990049	ATE
				03/07→ 05/10; für Behördenfahrzeuge; Motorcode: N52N		11.8171-0067.1 250153	ATE
			➡	03/07→ 05/10; Motorcode: N52N		11.8171-0008.1 990049	ATE
			➡	03/07→ 05/10; Motorcode: N53		11.8171-0008.1 990049	ATE
530 xd 530 xi	170 190	02/05→02/07 04/05→02/07		07/05→		11.8171-0008.1 990049	ATE
						11.8171-0067.1 250153	ATE
			➡	07/05→		11.8171-0008.1 990049	ATE
530 xd	173	01/07→08/07		03/07→		11.8171-0008.1 990049	ATE
						11.8171-0067.1 250153	ATE
			➡	03/07→		11.8171-0008.1 990049	ATE
535 d	200	09/04→12/10		→ 03/07		11.8171-0067.1 250153	ATE
			➡	→ 03/07		11.8171-0008.1 990049	ATE
535 d	210	01/07→12/10		03/07→ 05/10		11.8171-0067.1 250153	ATE
			➡	03/07→ 05/10		11.8171-0008.1 990049	ATE
545 i	245	06/04→12/10		→ 08/05		11.8171-0008.1 990049	ATE
						11.8171-0067.1 250153	ATE
			➡	→ 08/05		11.8171-0008.1 990049	ATE
550 i	270	07/05→12/10		03/07→ 05/10		11.8171-0008.1 990049	ATE
						11.8171-0067.1 250153	ATE
				→ 03/07		11.8171-0067.1 250153	ATE
			➡	→ 05/10		11.8171-0008.1 990049	ATE
M5	373	02/07→12/10		→ 05/10		11.8171-0067.1 250153	ATE
			➡	→ 05/10		11.8171-0008.1 990049	ATE
<b>Dichtungssatz, Bremsattel</b>							
520 d	110	04/05→02/08	←	09/05→		11.0441-6008.2 250038	ATE für Kolben-Ø [mm]: 60
			➡	09/05→		11.0441-4203.2 250013	ATE
↓							








	kW			 	! #		
<b>BMW - 5 Touring (E61) 03/04→12/10</b>							
<b>Dichtungssatz, Bremsattel</b>							
520 d	120	04/05→02/08	←	07/05→		11.0441-6008.2 250038	ATE für Kolben-Ø [mm]: 60
523 i	130	10/04→02/07	→	07/05→		11.0441-4203.2 250013	ATE
530 d	170	02/05→02/07					
530 i	190	09/04→02/07					
530 xd	170	02/05→02/07					
530 xi	190	04/05→02/07					
520 d	130	03/07→05/10	←	09/07→		11.0441-6008.2 250038	ATE für Kolben-Ø [mm]: 60
			→	09/07→		11.0441-4203.2 250013	ATE
520 i	120	07/07→08/10	←	→ 05/10		11.0441-6008.2 250038	ATE für Kolben-Ø [mm]: 60
520 i	125	09/07→12/10	→	→ 05/10		11.0441-4203.2 250013	ATE
525 i xDrive	160	09/08→12/10					
525 xi	160	07/05→12/10					
525 xi	160	01/07→12/10					
523 i	140	01/07→12/10	←	03/07→ 05/10; Motorcode: N53		11.0441-6008.2 250038	ATE für Kolben-Ø [mm]: 60
			←	03/07→ 05/10; Motorcode: N52N		11.0441-6008.2 250038	ATE für Kolben-Ø [mm]: 60
			→	03/07→ 05/10		11.0441-4203.2 250013	ATE
523 i	140	03/07→01/10	←	Motorcode: N53		11.0441-6008.2 250038	ATE für Kolben-Ø [mm]: 60
			←	Motorcode: N52N		11.0441-6008.2 250038	ATE für Kolben-Ø [mm]: 60
			→			11.0441-4203.2 250013	ATE
525 d	120	03/04→03/07	←	12/04→		11.0441-6008.2 250038	ATE für Kolben-Ø [mm]: 60
			→	12/04→		11.0441-4203.2 250013	ATE
525 d	130	03/04→03/07	←	05/04→		11.0441-6008.2 250038	ATE für Kolben-Ø [mm]: 60
530 d	155	03/04→05/10	→	05/04→		11.0441-4203.2 250013	ATE
530 d	160	03/04→09/05					
525 d	145	03/07→05/10	←			11.0441-6008.2 250038	ATE für Kolben-Ø [mm]: 60
525 d xDrive	145	09/08→05/10	→			11.0441-4203.2 250013	ATE
525 xd	145	09/07→09/08					
530 d xDrive	173	09/07→05/10					
530 i xDrive	200	09/08→05/10					
530 xi	200	09/06→09/08					
530 xi	200	03/07→05/10					
525 i	141	06/04→12/10	←	→ 03/05		11.0441-6008.2 250038	ATE für Kolben-Ø [mm]: 60
			→	→ 03/05		11.0441-4203.2 250013	ATE
525 i	155	07/05→12/10	←	03/07→; Motorcode: N53		11.0441-6008.2 250038	ATE für Kolben-Ø [mm]: 60
			←	→ 03/07		11.0441-6008.2 250038	ATE für Kolben-Ø [mm]: 60
			←	03/07→; Motorcode: N52N		11.0441-6008.2 250038	ATE für Kolben-Ø [mm]: 60
			→	→ 03/07		11.0441-4203.2 250013	ATE
			→	03/07→; Motorcode: N52N		11.0441-4203.2 250013	ATE
			→	03/07→; Motorcode: N53		11.0441-4203.2 250013	ATE
525 i	160	10/04→03/10	←	03/07→; Motorcode: N53		11.0441-6008.2 250038	ATE für Kolben-Ø [mm]: 60
			←	03/07→; Motorcode: N52N		11.0441-6008.2 250038	ATE für Kolben-Ø [mm]: 60
			←	07/05→ 03/07		11.0441-6008.2 250038	ATE für Kolben-Ø [mm]: 60
			→	07/05→ 03/07		11.0441-4203.2 250013	ATE
			→	03/07→; Motorcode: N52N		11.0441-4203.2 250013	ATE
			→	03/07→; Motorcode: N53		11.0441-4203.2 250013	ATE
525 i	155	01/07→12/10	←	→ 03/07		11.0441-6008.2 250038	ATE für Kolben-Ø [mm]: 60
525 i	160	01/07→12/10	←	03/07→ 05/10; Motorcode: N53		11.0441-6008.2 250038	ATE für Kolben-Ø [mm]: 60
			←	03/07→ 05/10; Motorcode: N52N		11.0441-6008.2 250038	ATE für Kolben-Ø [mm]: 60
			→	03/07→ 05/10; Motorcode: N52N		11.0441-4203.2 250013	ATE
			→	→ 03/07		11.0441-4203.2 250013	ATE
			→	03/07→ 05/10; Motorcode: N53		11.0441-4203.2 250013	ATE
530 d	173	02/07→05/10	←	03/07→		11.0441-6008.2 250038	ATE für Kolben-Ø [mm]: 60
			→	03/07→; nicht für Behördenfahrzeuge		11.0441-4203.2 250013	ATE
530 i	200	09/06→03/10	←	03/07→; Motorcode: N53		11.0441-6008.2 250038	ATE für Kolben-Ø [mm]: 60
			←	03/07→; Motorcode: N52N		11.0441-6008.2 250038	ATE für Kolben-Ø [mm]: 60
			→	03/07→; Motorcode: N52N		11.0441-4203.2 250013	ATE
			→	03/07→; Motorcode: N53		11.0441-4203.2 250013	ATE
530 i	200	01/07→12/10	←	03/07→ 05/10; Motorcode: N53		11.0441-6008.2 250038	ATE für Kolben-Ø [mm]: 60
			←	03/07→ 05/10; Motorcode: N52N		11.0441-6008.2 250038	ATE für Kolben-Ø [mm]: 60
			→	03/07→ 05/10; Motorcode: N52N		11.0441-4203.2 250013	ATE
↓							








	kw			 	! #		
<b>BMW - 5 Touring (E61) 03/04→12/10</b>							
<b>Dichtungssatz, Bremsattel</b>							
530 i	200	01/07→12/10	➡	03/07→ 05/10; Motorcode: N53		11.0441-4203.2 250013	ATE
530 xd	173	01/07→08/07	⬅	03/07→		11.0441-6008.2 250038	ATE für Kolben-Ø [mm]: 60
			➡	03/07→		11.0441-4203.2 250013	ATE
535 d	200	09/04→12/10	➡	→ 03/07		11.0441-4203.2 250013	ATE
545 i	245	06/04→12/10	⬅	→ 08/05		11.0441-6008.2 250038	ATE für Kolben-Ø [mm]: 60
			➡	→ 08/05		11.0441-4203.2 250013	ATE
550 i	270	07/05→12/10	⬅	03/07→ 05/10		11.0441-6008.2 250038	ATE für Kolben-Ø [mm]: 60
<b> Bremsschlauch</b>							
520 d	110	04/05→02/08	⬅	09/05→	2	24.5169-0556.3 331510	L= 555
			➡	09/05→	2	24.5102-0304.3 331407	L= 304
			➡	am Bremsattel; 09/05→	2	83.6104-0315.3 330889	L= 315
520 d 525 i	120 160	04/05→02/08 10/04→03/10	⬅	07/05→	2	24.5169-0556.3 331510	L= 555
			➡	03/07→	2	24.5102-0304.3 331407	L= 304
			➡	am Bremsattel; 07/05→ 03/07	2	83.6104-0315.3 330889	L= 315
520 d	130	03/07→05/10	⬅	09/07→	2	24.5169-0556.3 331510	L= 555
			➡	09/07→	2	24.5102-0304.3 331407	L= 304
			➡	am Bremsattel; 09/07→	2	83.6104-0315.3 330889	L= 315
520 i 520 i	120 125	07/07→08/10 09/07→12/10	⬅	→ 05/10	2	24.5169-0556.3 331510	L= 555
			➡	→ 05/10	2	24.5102-0304.3 331407	L= 304
			➡	am Bremsattel; → 05/10	2	83.6104-0315.3 330889	L= 315
523 i 530 d 530 i	130 170 190	10/04→02/07 02/05→02/07 09/04→02/07	⬅	07/05→	2	24.5169-0556.3 331510	L= 555
			➡	am Bremsattel; 07/05→	2	83.6104-0315.3 330889	L= 315
523 i 530 i	140 200	01/07→12/10 01/07→12/10	⬅	03/07→ 05/10	2	24.5169-0556.3 331510	L= 555
			➡	03/07→ 05/10	2	24.5102-0304.3 331407	L= 304
523 i 525 d	140 145	03/07→01/10 03/07→05/10	⬅		2	24.5169-0556.3 331510	L= 555
			➡		2	24.5102-0304.3 331407	L= 304
525 d	120	03/04→03/07	⬅	12/04→	2	24.5169-0556.3 331510	L= 555
			➡	am Bremsattel; 12/04→	2	83.6104-0315.3 330889	L= 315
525 d 530 d 530 d	130 155 160	03/04→03/07 03/04→05/10 03/04→09/05	⬅	05/04→	2	24.5169-0556.3 331510	L= 555
			➡	am Bremsattel; 05/04→	2	83.6104-0315.3 330889	L= 315
525 d xDrive 525 xd 530 d xDrive 530 i xDrive 530 xi 530 xi	145 145 173 200 200 200	09/08→05/10 09/07→09/08 09/07→05/10 09/08→05/10 09/06→09/08 03/07→05/10	⬅		2	83.7751-0495.3 331104	L= 495
			➡		2	24.5102-0304.3 331407	L= 304
			⬅		2	83.7751-0495.3 331104	L= 495
			➡		2	24.5102-0304.3 331407	L= 304
			➡		2	83.6104-0315.3 330889	L= 315
525 i	141	06/04→12/10	⬅	→ 03/05	2	24.5169-0556.3 331510	L= 555
			➡	am Bremsattel; → 03/05	2	83.6104-0315.3 330889	L= 315
			⬅		2	24.5169-0556.3 331510	L= 555
525 i	155	07/05→12/10	⬅		2	24.5169-0556.3 331510	L= 555
			➡	03/07→	2	24.5102-0304.3 331407	L= 304
			➡	am Bremsattel; → 03/07	2	83.6104-0315.3 330889	L= 315
525 i 525 i 550 i	155 160 270	01/07→12/10 01/07→12/10 07/05→12/10	⬅	→ 05/10	2	24.5169-0556.3 331510	L= 555
			➡	03/07→ 05/10	2	24.5102-0304.3 331407	L= 304
			➡	am Bremsattel; → 03/07	2	83.6104-0315.3 330889	L= 315
525 i xDrive	160	09/08→12/10	⬅	→ 05/10	2	83.7751-0495.3 331104	L= 495
			➡	→ 05/10	2	24.5102-0304.3 331407	L= 304
525 xi 525 xi	160 160	07/05→12/10 01/07→12/10	⬅	→ 05/10	2	83.7751-0495.3 331104	L= 495
			➡	03/07→ 05/10	2	24.5102-0304.3 331407	L= 304
			➡	am Bremsattel; → 03/07	2	83.6104-0315.3 330889	L= 315
530 d 530 i	173 200	02/07→05/10 09/06→03/10	⬅	03/07→	2	24.5169-0556.3 331510	L= 555
			➡	03/07→	2	24.5102-0304.3 331407	L= 304
530 xd 530 xi	170 190	02/05→02/07 04/05→02/07	⬅	07/05→	2	83.7751-0495.3 331104	L= 495
			➡	am Bremsattel; 07/05→	2	83.6104-0315.3 330889	L= 315
530 xd	173	01/07→08/07	⬅	03/07→	2	83.7751-0495.3 331104	L= 495
↓							

















	kw			 	! #		
<b>BMW - 5 Touring (E61) 03/04→12/10</b>							
 <b>Bremsschlauch</b>							
530 xd	173	01/07→08/07	➡	03/07→	2	24.5102-0304.3 331407	L= 304
535 d	200	09/04→12/10	←	→ 03/07	2	24.5169-0556.3 331510	L= 555
			➡	am Bremsattel; → 03/07	2	83.6104-0315.3 330889	L= 315
535 d	210	01/07→12/10	←	03/07→ 05/10	2	24.5169-0556.3 331510	L= 555
			➡	am Bremsattel; 03/07→ 05/10	2	83.6104-0315.3 330889	L= 315
545 i	245	06/04→12/10	←	→ 08/05	2	24.5169-0556.3 331510	L= 555
			➡	am Bremsattel; → 08/05	2	83.6104-0315.3 330889	L= 315
M5	373	02/07→12/10	←	→ 05/10	2	24.5169-0556.3 331510	L= 555
			➡	am Bremsattel; → 05/10	2	83.6104-0315.3 330889	L= 315
<b>BMW - 5 Touring (F11) 11/09→</b>							
 <b>Bremsattel</b>							
518 d 518 d	100 105	10/12→ 10/12→07/14	➡	<input type="checkbox"/> ; 01/13→; für Fahrzeuge mit verstärkter Bremse	24.6244-1701.5 240717	240717	TRW Ø 44 + EMot / - Halter + FSB
			➡	<input type="checkbox"/> ; 01/13→; für Fahrzeuge mit verstärkter Bremse	24.6244-1702.5 240718	240718	TRW Ø 44 + EMot / - Halter + FSB
			➡	<input type="checkbox"/> ; 01/13→; nicht für Fahrzeuge mit verstärkter Bremse	24.6244-1703.5 240796	240796	TRW Ø 44 + EMot / - Halter + FSB
			➡	<input type="checkbox"/> ; 01/13→; nicht für Fahrzeuge mit verstärkter Bremse	24.6244-1704.5 240797	240797	TRW Ø 44 + EMot / - Halter + FSB
518 d 520 d 520 d 520 d xDrive 520 d xDrive	110 140 155 140 155	01/14→ 10/13→ 10/13→ 10/13→ 10/13→	➡	<input type="checkbox"/> ; 05/14→; für Fahrzeuge mit verstärkter Bremse	24.6244-1701.5 240717	240717	TRW Ø 44 + EMot / - Halter + FSB
			➡	<input type="checkbox"/> ; 05/14→; für Fahrzeuge mit verstärkter Bremse	24.6244-1702.5 240718	240718	TRW Ø 44 + EMot / - Halter + FSB
			➡	<input type="checkbox"/> ; 05/14→; nicht für Fahrzeuge mit verstärkter Bremse	24.6244-1703.5 240796	240796	TRW Ø 44 + EMot / - Halter + FSB
			➡	<input type="checkbox"/> ; 05/14→; nicht für Fahrzeuge mit verstärkter Bremse	24.6244-1704.5 240797	240797	TRW Ø 44 + EMot / - Halter + FSB
518 d 520 d 520 d xDrive 520 d xDrive 520 d xDrive 520 d xDrive	120 151 100 120 135 147 151	05/14→ 07/14→10/16 07/13→07/14 10/13→06/13 02/13→07/14 02/13→07/14 07/14→10/16	➡	<input type="checkbox"/> ; für Fahrzeuge mit verstärkter Bremse	24.6244-1701.5 240717	240717	TRW Ø 44 + EMot / - Halter + FSB
			➡	<input type="checkbox"/> ; für Fahrzeuge mit verstärkter Bremse	24.6244-1702.5 240718	240718	TRW Ø 44 + EMot / - Halter + FSB
			➡	<input type="checkbox"/> ; nicht für Fahrzeuge mit verstärkter Bremse	24.6244-1703.5 240796	240796	TRW Ø 44 + EMot / - Halter + FSB
			➡	<input type="checkbox"/> ; nicht für Fahrzeuge mit verstärkter Bremse	24.6244-1704.5 240797	240797	TRW Ø 44 + EMot / - Halter + FSB
520 d 520 d 520 d 520 d	100 120 135 147	11/09→10/16 11/09→06/13 11/09→10/16 11/09→10/16	➡	<input type="checkbox"/> ; 09/10→; für Fahrzeuge mit verstärkter Bremse	24.6244-1701.5 240717	240717	TRW Ø 44 + EMot / - Halter + FSB
			➡	<input type="checkbox"/> ; 09/10→; für Fahrzeuge mit verstärkter Bremse	24.6244-1702.5 240718	240718	TRW Ø 44 + EMot / - Halter + FSB
			➡	<input type="checkbox"/> ; 09/10→; nicht für Fahrzeuge mit verstärkter Bremse	24.6244-1703.5 240796	240796	TRW Ø 44 + EMot / - Halter + FSB
			➡	<input type="checkbox"/> ; 09/10→; nicht für Fahrzeuge mit verstärkter Bremse	24.6244-1704.5 240797	240797	TRW Ø 44 + EMot / - Halter + FSB
520 i	120	09/11→02/17	➡	<input type="checkbox"/>	24.6244-1703.5 240796	240796	TRW Ø 44 + EMot / - Halter + FSB
			➡	<input type="checkbox"/>	24.6244-1704.5 240797	240797	TRW Ø 44 + EMot / - Halter + FSB
520 i 528 i 528 i xDrive	135 180	10/10→ 10/10→	➡	<input type="checkbox"/> ; 09/11→	24.6244-1703.5 240796	240796	TRW Ø 44 + EMot / - Halter + FSB
			➡	<input type="checkbox"/> ; 09/11→	24.6244-1704.5 240797	240797	TRW Ø 44 + EMot / - Halter + FSB
530 i 530 i	190 200	03/10→05/13 07/11→06/13	➡	<input type="checkbox"/> ; 09/11→	24.6244-1703.5 240796	240796	TRW Ø 44 + EMot / - Halter + FSB
			➡	<input type="checkbox"/> ; 09/11→	24.6244-1704.5 240797	240797	TRW Ø 44 + EMot / - Halter + FSB
523 i 528 i 530 d	150 190 180	11/09→08/11 11/09→08/11 11/09→08/11	➡	<input type="checkbox"/> ; 09/10→	24.6244-1703.5 240796	240796	TRW Ø 44 + EMot / - Halter + FSB
			➡	<input type="checkbox"/> ; 09/10→	24.6244-1704.5 240797	240797	TRW Ø 44 + EMot / - Halter + FSB
525 d 525 d 525 d xDrive 525 d xDrive 530 d	155 160 155 160 190	03/11→ 03/11→ 02/11→ 02/11→ 02/11→	➡	<input type="checkbox"/> ; 09/11→; für Fahrzeuge mit verstärkter Bremse	24.6244-1701.5 240717	240717	TRW Ø 44 + EMot / - Halter + FSB
			➡	<input type="checkbox"/> ; 09/11→; für Fahrzeuge mit verstärkter Bremse	24.6244-1702.5 240718	240718	TRW Ø 44 + EMot / - Halter + FSB
			➡	<input type="checkbox"/> ; 09/11→; für Fahrzeuge mit verstärkter Bremse	24.6244-1703.5 240796	240796	TRW Ø 44 + EMot / - Halter + FSB
			➡	<input type="checkbox"/> ; 09/11→; für Fahrzeuge mit verstärkter Bremse	24.6244-1704.5 240797	240797	TRW Ø 44 + EMot / - Halter + FSB












	kw			 	! #		
<b>BMW - 5 Touring (F11) 11/09→</b>							
<b>Bremssattel</b>							
525 d	155	03/11→	➔	☐; 09/11→; nicht für Fahrzeuge mit verstärkter Bremsen		24.6244-1703.5 240796	TRW Ø 44 + EMot / - Halter + FSB
525 d	160	03/11→					
525 d xDrive	155	02/11→					
525 d xDrive	160	02/11→	➔	☐; 09/11→; nicht für Fahrzeuge mit verstärkter Bremsen		24.6244-1704.5 240797	TRW Ø 44 + EMot / - Halter + FSB
530 d	190	02/11→					
525 d	150	11/09→08/11	➔	☐; 09/10→; nicht für Fahrzeuge mit verstärkter Bremsen		24.6244-1703.5 240796	TRW Ø 44 + EMot / - Halter + FSB
			➔	☐; 09/10→; nicht für Fahrzeuge mit verstärkter Bremsen		24.6244-1704.5 240797	TRW Ø 44 + EMot / - Halter + FSB
530 d	210	09/11→	➔	☐; 10/15→; für Fahrzeuge mit verstärkter Bremsen		24.6244-1701.5 240717	TRW Ø 44 + EMot / - Halter + FSB
			➔	☐; 10/15→; für Fahrzeuge mit verstärkter Bremsen		24.6244-1702.5 240718	TRW Ø 44 + EMot / - Halter + FSB
			➔	☐; 10/15→; nicht für Fahrzeuge mit verstärkter Bremsen		24.6244-1703.5 240796	TRW Ø 44 + EMot / - Halter + FSB
			➔	☐; 10/15→; nicht für Fahrzeuge mit verstärkter Bremsen		24.6244-1704.5 240797	TRW Ø 44 + EMot / - Halter + FSB
530 d xDrive	190	07/10→	➔	☐; 03/11→		24.6244-1701.5 240717	TRW Ø 44 + EMot / - Halter + FSB
			➔	☐; 03/11→		24.6244-1702.5 240718	TRW Ø 44 + EMot / - Halter + FSB
530 d xDrive	210	09/11→	➔	☐; 10/15→		24.6244-1701.5 240717	TRW Ø 44 + EMot / - Halter + FSB
535 i	240	01/13→					
535 i xDrive	240	07/13→	➔	☐; 10/15→		24.6244-1702.5 240718	TRW Ø 44 + EMot / - Halter + FSB
535 d	220	03/10→08/11	➔	☐; 09/10→		24.6244-1701.5 240717	TRW Ø 44 + EMot / - Halter + FSB
535 i	225	11/09→	➔	☐; 09/10→		24.6244-1702.5 240718	TRW Ø 44 + EMot / - Halter + FSB
535 d	230	03/11→	➔	☐; 09/11→		24.6244-1701.5 240717	TRW Ø 44 + EMot / - Halter + FSB
535 d xDrive	230	01/11→					
535 i xDrive	225	07/10→	➔	☐; 09/11→		24.6244-1702.5 240718	TRW Ø 44 + EMot / - Halter + FSB
550 i	300	09/10→06/13					
550 i	330	08/12→	➔	☐; 05/13→		24.6244-1701.5 240717	TRW Ø 44 + EMot / - Halter + FSB
			➔	☐; 05/13→		24.6244-1702.5 240718	TRW Ø 44 + EMot / - Halter + FSB
M 550 d xDrive	280	10/10→	➔	☐; 03/12→		24.6244-1701.5 240717	TRW Ø 44 + EMot / - Halter + FSB
			➔	☐; 03/12→		24.6244-1702.5 240718	TRW Ø 44 + EMot / - Halter + FSB
<b>Feder, Bremssattel</b>							
518 d	100	10/12→	←	01/13→; nicht für Fahrzeuge mit verstärkter Bremsen	2	11.8116-0137.1 390612	ATE
518 d	105	10/12→07/14					
518 d	110	01/14→	←	05/14→; nicht für Fahrzeuge mit verstärkter Bremsen	2	11.8116-0137.1 390612	ATE
518 d	120	05/14→	←	nicht für Fahrzeuge mit verstärkter Bremsen	2	11.8116-0137.1 390612	ATE
520 d xDrive	100	07/13→07/14					
520 d xDrive	120	10/13→06/13					
520 d xDrive	135	02/13→07/14					
520 d xDrive	147	02/13→07/14					
520 d	100	11/09→10/16	←	09/10→; nicht für Fahrzeuge mit verstärkter Bremsen	2	11.8116-0137.1 390612	ATE
520 d	120	11/09→06/13					
520 d	135	11/09→10/16					
520 d	147	11/09→10/16					
520 d	140	10/13→					
520 d	155	10/13→	←	05/14→; für Fahrzeuge mit verstärkter Bremsen	2	11.8116-0007.2 390602	ATE
520 d xDrive	140	10/13→					
520 d xDrive	155	10/13→	←	05/14→; nicht für Fahrzeuge mit verstärkter Bremsen	2	11.8116-0137.1 390612	ATE
520 d	151	07/14→10/16					
520 d xDrive	151	07/14→10/16	←	für Fahrzeuge mit verstärkter Bremsen	2	11.8116-0007.2 390602	ATE
			←	nicht für Fahrzeuge mit verstärkter Bremsen	2	11.8116-0137.1 390612	ATE
520 i	120	09/11→02/17	←		2	11.8116-0137.1 390612	ATE
520 i	135	10/10→	←	09/11→	2	11.8116-0137.1 390612	ATE
↓							










	kW			 	! #		
<b>BMW - 5 Touring (F11) 11/09→</b>							
<b>Feder, Bremssattel</b>							
523 i	150	11/09→08/11	←	09/10→	2	11.8116-0137.1 390612	ATE
525 d	155	03/11→		09/11→;	2	11.8116-0007.2 390602	ATE
525 d	160	03/11→		für Fahrzeuge mit verstärkter Bremse			
525 d xDrive	155	02/11→					
525 d xDrive	160	02/11→					
530 d	190	02/11→					
530 d	210	09/11→		10/15→;	2	11.8116-0007.2 390602	ATE
530 d xDrive	210	09/11→		für Fahrzeuge mit verstärkter Bremse			
530 d xDrive	190	07/10→		03/11→;	2	11.8116-0007.2 390602	ATE
				für Fahrzeuge mit verstärkter Bremse			
535 d	220	03/10→08/11		09/10→	2	11.8116-0007.2 390602	ATE
535 i	225	11/09→					
535 d	230	03/11→		09/11→	2	11.8116-0007.2 390602	ATE
535 d xDrive	230	01/11→					
535 i xDrive	225	07/10→					
550 i	300	09/10→06/13					
535 i	240	01/13→		10/15→	2	11.8116-0007.2 390602	ATE
535 i xDrive	240	07/13→					
550 i	330	08/12→		05/13→	2	11.8116-0007.2 390602	ATE
M 550 d xDrive	280	10/10→		03/12→	2	11.8116-0007.2 390602	ATE
<b>Führungshülzensatz, Bremssattel</b>							
518 d	100	10/12→	←	01/13→		11.0101-5402.2 260009	ATE
518 d	105	10/12→07/14					
518 d	110	01/14→	←	05/14→		11.0101-5402.2 260009	ATE
518 d	120	05/14→	←			11.0101-5402.2 260009	ATE
520 d xDrive	100	07/13→07/14					
520 d xDrive	120	10/13→06/13					
520 d xDrive	135	02/13→07/14					
520 d xDrive	147	02/13→07/14					
520 i	120	09/11→02/17					
520 d	100	11/09→10/16	←	09/10→		11.0101-5402.2 260009	ATE
520 d	120	11/09→06/13					
520 d	135	11/09→10/16					
520 d	147	11/09→10/16					
523 i	150	11/09→08/11					
525 d	150	11/09→08/11					
528 i	190	11/09→08/11					
530 d	180	11/09→08/11					
520 d	140	10/13→	←	05/14→;		11.0101-5402.2 260009	ATE
520 d	155	10/13→		nicht für Fahrzeuge mit verstärkter Bremse			
520 d xDrive	140	10/13→	←	05/14→;		11.0101-7003.2 260124	ATE
520 d xDrive	155	10/13→		für Fahrzeuge mit verstärkter Bremse			
520 d	151	07/14→10/16	←	nicht für Fahrzeuge mit verstärkter Bremse		11.0101-5402.2 260009	ATE
520 d xDrive	151	07/14→10/16	←	für Fahrzeuge mit verstärkter Bremse		11.0101-7003.2 260124	ATE
520 i	135	10/10→	←	09/11→		11.0101-5402.2 260009	ATE
528 i	180	10/10→					
528 i xDrive	180	03/11→					
530 i	190	03/10→05/13					
530 i	200	07/11→06/13					
525 d	155	03/11→	←	09/11→;		11.0101-5402.2 260009	ATE
525 d	160	03/11→		nicht für Fahrzeuge mit verstärkter Bremse			
525 d xDrive	155	02/11→	←	09/11→;		11.0101-7003.2 260124	ATE
525 d xDrive	160	02/11→		für Fahrzeuge mit verstärkter Bremse			
530 d	190	02/11→					
530 d	210	09/11→	←	10/15→;		11.0101-5402.2 260009	ATE
530 d xDrive	210	09/11→		nicht für Fahrzeuge mit verstärkter Bremse			
			←	10/15→;		11.0101-7003.2 260124	ATE
				für Fahrzeuge mit verstärkter Bremse			
530 d xDrive	190	07/10→	←	03/11→;		11.0101-5402.2 260009	ATE
				nicht für Fahrzeuge mit verstärkter Bremse			
			←	03/11→;		11.0101-7003.2 260124	ATE
				für Fahrzeuge mit verstärkter Bremse			
535 d	220	03/10→08/11	←	09/10→		11.0101-7003.2 260124	ATE
535 i	225	11/09→					
535 d	230	03/11→	←	09/11→		11.0101-7003.2 260124	ATE
535 d xDrive	230	01/11→					
535 i xDrive	225	07/10→					
550 i	300	09/10→06/13					
535 i	240	01/13→	←	10/15→		11.0101-7003.2 260124	ATE
535 i xDrive	240	07/13→					
550 i	330	08/12→	←	05/13→		11.0101-7003.2 260124	ATE
↓							








	kw			 	! #		
<b>BMW - 5 Touring (F11) 11/09→</b>							
<b>Führungshülzensatz, Bremsattel</b>							
M 550 d xDrive	280	10/10→	←	03/12→		11.0101-7003.2 260124	ATE
<b>Führungsbolzen, Bremsattel</b>							
518 d	100	10/12→		01/13→		11.8171-0008.1 990049	ATE
518 d	105	10/12→07/14					
518 d	110	01/14→		05/14→		11.8171-0008.1 990049	ATE
518 d	120	05/14→				11.8171-0008.1 990049	ATE
520 d xDrive	100	07/13→07/14					
520 d xDrive	120	10/13→06/13					
520 d xDrive	135	02/13→07/14					
520 d xDrive	147	02/13→07/14					
520 i	120	09/11→02/17					
520 d	100	11/09→10/16		09/10→		11.8171-0008.1 990049	ATE
520 d	120	11/09→06/13					
520 d	135	11/09→10/16					
520 d	147	11/09→10/16					
523 i	150	11/09→08/11					
525 d	150	11/09→08/11					
528 i	190	11/09→08/11					
530 d	180	11/09→08/11					
520 d	140	10/13→		05/14→;		11.8171-0008.1 990049	ATE
520 d	155	10/13→		nicht für Fahrzeuge mit verstärkter			
520 d xDrive	140	10/13→		Bremse			
520 d xDrive	155	10/13→					
				05/14→;		11.8171-0096.1 250155	ATE
				für Fahrzeuge mit verstärkter Bremse			
520 d	151	07/14→10/16		nicht für Fahrzeuge mit verstärkter		11.8171-0008.1 990049	ATE
520 d xDrive	151	07/14→10/16		Bremse			
				für Fahrzeuge mit verstärkter Bremse		11.8171-0096.1 250155	ATE
520 i	135	10/10→		09/11→		11.8171-0008.1 990049	ATE
528 i	180	10/10→					
528 i xDrive	180	03/11→					
530 i	190	03/10→05/13					
530 i	200	07/11→06/13					
525 d	155	03/11→		09/11→;		11.8171-0008.1 990049	ATE
525 d	160	03/11→		nicht für Fahrzeuge mit verstärkter			
525 d xDrive	155	02/11→		Bremse			
525 d xDrive	160	02/11→					
530 d	190	02/11→		09/11→;		11.8171-0096.1 250155	ATE
				für Fahrzeuge mit verstärkter Bremse			
530 d	210	09/11→		10/15→;		11.8171-0008.1 990049	ATE
530 d xDrive	210	09/11→		nicht für Fahrzeuge mit verstärkter			
				Bremse			
				10/15→;		11.8171-0096.1 250155	ATE
				für Fahrzeuge mit verstärkter Bremse			
530 d xDrive	190	07/10→		03/11→;		11.8171-0008.1 990049	ATE
				nicht für Fahrzeuge mit verstärkter			
				Bremse			
				03/11→;		11.8171-0096.1 250155	ATE
				für Fahrzeuge mit verstärkter Bremse			
535 d	220	03/10→08/11		09/10→		11.8171-0096.1 250155	ATE
535 i	225	11/09→					
535 d	230	03/11→		09/11→		11.8171-0096.1 250155	ATE
535 d xDrive	230	01/11→					
535 i xDrive	225	07/10→					
550 i	300	09/10→06/13					
535 i	240	01/13→		10/15→		11.8171-0096.1 250155	ATE
535 i xDrive	240	07/13→					
550 i	330	08/12→		05/13→		11.8171-0096.1 250155	ATE
M 550 d xDrive	280	10/10→		03/12→		11.8171-0096.1 250155	ATE
<b>Dichtungssatz, Bremsattel</b>							
518 d	100	10/12→	←	01/13→		11.0441-6008.2 250038	ATE für Kolben-Ø [mm]: 60
518 d	105	10/12→07/14					
518 d	110	01/14→	←	05/14→		11.0441-6008.2 250038	ATE für Kolben-Ø [mm]: 60
520 d	140	10/13→					
520 d	155	10/13→					
520 d xDrive	140	10/13→					
520 d xDrive	155	10/13→					
518 d	120	05/14→	←			11.0441-6008.2 250038	ATE für Kolben-Ø [mm]: 60
520 d	151	07/14→10/16					
520 d xDrive	100	07/13→07/14					
520 d xDrive	120	10/13→06/13					
520 d xDrive	135	02/13→07/14					
520 d xDrive	147	02/13→07/14					
520 d xDrive	151	07/14→10/16					
520 i	120	09/11→02/17					
520 d	100	11/09→10/16	←	09/10→		11.0441-6008.2 250038	ATE für Kolben-Ø [mm]: 60
520 d	120	11/09→06/13					
520 d	135	11/09→10/16					
↓							










	kW			 	! #		
<b>BMW - 5 Touring (F11) 11/09→</b>							
<b>Dichtungssatz, Bremsattel</b>							
520 d	147	11/09→10/16	←	09/10→		11.0441-6008.2 250038	ATE für Kolben-Ø [mm]: 60
523 i	150	11/09→08/11					
525 d	150	11/09→08/11					
528 i	190	11/09→08/11					
530 d	180	11/09→08/11					
535 d	220	03/10→08/11					
535 i	225	11/09→					
520 i	135	10/10→	←	09/11→		11.0441-6008.2 250038	ATE für Kolben-Ø [mm]: 60
525 d	155	03/11→					
525 d	160	03/11→					
525 d xDrive	155	02/11→					
525 d xDrive	160	02/11→					
528 i	180	10/10→					
528 i xDrive	180	03/11→					
530 d	190	02/11→					
530 i	190	03/10→05/13					
530 i	200	07/11→06/13					
535 d	230	03/11→					
535 d xDrive	230	01/11→					
535 i xDrive	225	07/10→					
550 i	300	09/10→06/13					
530 d	210	09/11→	←	10/15→		11.0441-6008.2 250038	ATE für Kolben-Ø [mm]: 60
530 d xDrive	210	09/11→					
535 i	240	01/13→					
535 i xDrive	240	07/13→					
530 d xDrive	190	07/10→	←	03/11→		11.0441-6008.2 250038	ATE für Kolben-Ø [mm]: 60
550 i	330	08/12→	←	05/13→		11.0441-6008.2 250038	ATE für Kolben-Ø [mm]: 60
M 550 d xDrive	280	10/10→	←	03/12→		11.0441-6008.2 250038	ATE für Kolben-Ø [mm]: 60
<b>Bremsschlauch</b>							
518 d	100	10/12→	←	01/13→	2	24.5118-0688.3 331419	L= 688
518 d	105	10/12→07/14					
518 d	110	01/14→	←	05/14→	2	24.5118-0688.3 331419	L= 688
520 d	140	10/13→					
520 d	155	10/13→					
520 d xDrive	140	10/13→					
520 d xDrive	155	10/13→					
518 d	120	05/14→	←		2	24.5118-0688.3 331419	L= 688
520 d	151	07/14→10/16					
520 d xDrive	100	07/13→07/14					
520 d xDrive	120	10/13→06/13					
520 d xDrive	135	02/13→07/14					
520 d xDrive	147	02/13→07/14					
520 d xDrive	151	07/14→10/16					
520 i	120	09/11→02/17					
520 d	100	11/09→10/16	←	09/10→	2	24.5118-0688.3 331419	L= 688
520 d	120	11/09→06/13					
520 d	135	11/09→10/16					
520 d	147	11/09→10/16					
523 i	150	11/09→08/11					
525 d	150	11/09→08/11					
528 i	190	11/09→08/11					
530 d	180	11/09→08/11					
535 d	220	03/10→08/11					
535 i	225	11/09→					
520 i	135	10/10→	←	09/11→	2	24.5118-0688.3 331419	L= 688
525 d	155	03/11→					
525 d	160	03/11→					
525 d xDrive	155	02/11→					
525 d xDrive	160	02/11→					
528 i	180	10/10→					
528 i xDrive	180	03/11→					
530 d	190	02/11→					
530 i	190	03/10→05/13					
530 i	200	07/11→06/13					
535 d	230	03/11→					
535 d xDrive	230	01/11→					
535 i xDrive	225	07/10→					
550 i	300	09/10→06/13					
530 d	210	09/11→	←	10/15→	2	24.5118-0688.3 331419	L= 688
530 d xDrive	210	09/11→					
535 i	240	01/13→					
535 i xDrive	240	07/13→					
530 d xDrive	190	07/10→	←	03/11→	2	24.5118-0688.3 331419	L= 688
550 i	330	08/12→	←	05/13→	2	24.5118-0688.3 331419	L= 688
M 550 d xDrive	280	10/10→	←	03/12→	2	24.5118-0688.3 331419	L= 688










	kw			 	! #			
<b>BMW - 6 (E63) 01/04→12/10</b>								
<b> Bremssattel</b>								
630 i	190	02/04→07/07	←	☐; 07/04→		24.3606-9979.5	240575	ATE Ø 60 - Halter
			←	☐; 07/04→		24.3606-9980.5	240576	ATE Ø 60 - Halter
			→	07/04→	2	24.3426-9977.5	240567	ATE Ø 42 - Halter
630 i	200	07/07→07/10	←	☐; 09/07→		24.3606-9977.5	240573	ATE Ø 60 - Halter
			←	☐; 09/07→		24.3606-9978.5	240574	ATE Ø 60 - Halter
645 Ci	245	01/04→08/05	←	☐		24.3606-9977.5	240573	ATE Ø 60 - Halter
			←	☐		24.3606-9978.5	240574	ATE Ø 60 - Halter
<b>Feder, Bremssattel</b>								
630 i	190	02/04→07/07		07/04→	2	11.8116-0315.2	390447	ATE
			→	07/04→	2	11.8116-0330.1	390472	ATE
630 i	200	07/07→07/10		09/07→	2	11.8116-0315.2	390447	ATE
			→	09/07→	2	11.8116-0296.1	390445	ATE
635 d	210	07/07→07/10		09/07→	2	11.8116-0353.2	390585	ATE
			→	09/07→	2	11.8116-0296.1	390445	ATE
645 Ci	245	01/04→08/05			2	11.8116-0315.2	390447	ATE
			→		2	11.8116-0296.1	390445	ATE
650 i	270	07/05→07/10			2	11.8116-0353.2	390585	ATE
			→		2	11.8116-0296.1	390445	ATE
M	373	09/05→07/10	←		2	11.8116-0353.2	390585	ATE
			→		2	11.8116-0296.1	390445	ATE
<b>Führungshülzensatz, Bremssattel</b>								
630 i	190	02/04→07/07	←	07/04→		11.0101-6006.2	260098	ATE
			→	07/04→		11.0101-5402.2	260009	ATE
630 i	200	07/07→07/10	←	09/07→		11.0101-6006.2	260098	ATE
			→	09/07→		11.0101-5402.2	260009	ATE
635 d	210	07/07→07/10	←	09/07→		11.0101-5706.2	260097	ATE
			→	09/07→		11.0101-5402.2	260009	ATE
645 Ci	245	01/04→08/05	←			11.0101-6006.2	260098	ATE
			→			11.0101-5402.2	260009	ATE
650 i M	270 373	07/05→07/10 09/05→07/10	←			11.0101-5706.2	260097	ATE
			→			11.0101-5402.2	260009	ATE
<b>Führungsbolzen, Bremssattel</b>								
630 i	190	02/04→07/07		07/04→		11.8171-0008.1	990049	ATE
						11.8171-0067.1	250153	ATE
			→	07/04→		11.8171-0008.1	990049	ATE
630 i	200	07/07→07/10		09/07→		11.8171-0008.1	990049	ATE
						11.8171-0067.1	250153	ATE
			→	09/07→		11.8171-0008.1	990049	ATE
635 d	210	07/07→07/10		09/07→		11.8171-0067.1	250153	ATE
			→	09/07→		11.8171-0008.1	990049	ATE
645 Ci	245	01/04→08/05				11.8171-0008.1	990049	ATE
						11.8171-0067.1	250153	ATE
			→			11.8171-0008.1	990049	ATE
650 i M	270 373	07/05→07/10 09/05→07/10				11.8171-0067.1	250153	ATE
			→			11.8171-0008.1	990049	ATE
<b>Dichtungssatz, Bremssattel</b>								
630 i	190	02/04→07/07	←	07/04→		11.0441-6008.2	250038	ATE für Kolben-Ø [mm]: 60
			→	07/04→		11.0441-4203.2	250013	ATE
630 i	200	07/07→07/10	←	09/07→		11.0441-6008.2	250038	ATE für Kolben-Ø [mm]: 60
645 Ci	245	01/04→08/05	←			11.0441-6008.2	250038	ATE für Kolben-Ø [mm]: 60
<b> Bremsschlauch</b>								
630 i ↓	190	02/04→07/07	←	07/04→	2	24.5169-0556.3	331510	L= 555








	kw			 	! #		
<b>BMW - 6 (E63) 01/04→12/10</b>							
 <b>Bremsschlauch</b>							
630 i	190	02/04→07/07	➔	07/04→	2	24.5102-0304.3 331407	L= 304
630 i	200	07/07→07/10	➔	09/07→	2	24.5169-0556.3 331510	L= 555
635 d	210	07/07→07/10	➔	09/07→	2	24.5102-0304.3 331407	L= 304
645 Ci	245	01/04→08/05	➔		2	24.5169-0556.3 331510	L= 555
650 i	270	07/05→07/10	➔		2	24.5102-0304.3 331407	L= 304
M	373	09/05→07/10	➔		2	24.5102-0304.3 331407	L= 304
<b>BMW - 6 Cabriolet (E64) 03/04→12/10</b>							
 <b>Bremssattel</b>							
630 i	190	03/04→07/07	➔	☐; 07/04→		24.3606-9979.5 240575	ATE Ø 60 - Halter
			➔	☐; 07/04→		24.3606-9980.5 240576	ATE Ø 60 - Halter
			➔	07/04→	2	24.3426-9977.5 240567	ATE Ø 42 - Halter
630 i	200	07/07→07/10	➔	☐; 09/07→		24.3606-9977.5 240573	ATE Ø 60 - Halter
			➔	☐; 09/07→		24.3606-9978.5 240574	ATE Ø 60 - Halter
645 Ci	245	04/04→08/05	➔	☐		24.3606-9977.5 240573	ATE Ø 60 - Halter
			➔	☐		24.3606-9978.5 240574	ATE Ø 60 - Halter
<b>Feder, Bremssattel</b>							
630 i	190	03/04→07/07	➔	07/04→	2	11.8116-0315.2 390447	ATE
			➔	07/04→	2	11.8116-0330.1 390472	ATE
630 i	200	07/07→07/10	➔	09/07→	2	11.8116-0315.2 390447	ATE
			➔	09/07→	2	11.8116-0296.1 390445	ATE
635 d	210	07/07→07/10	➔	09/07→	2	11.8116-0353.2 390585	ATE
			➔	09/07→	2	11.8116-0296.1 390445	ATE
645 Ci	245	04/04→08/05	➔		2	11.8116-0315.2 390447	ATE
			➔		2	11.8116-0296.1 390445	ATE
650 i	270	07/05→07/10	➔		2	11.8116-0353.2 390585	ATE
M	373	07/06→07/10	➔		2	11.8116-0296.1 390445	ATE
<b>Führungshülzensatz, Bremssattel</b>							
630 i	190	03/04→07/07	➔	07/04→		11.0101-6006.2 260098	ATE
			➔	07/04→		11.0101-5402.2 260009	ATE
630 i	200	07/07→07/10	➔	09/07→		11.0101-6006.2 260098	ATE
			➔	09/07→		11.0101-5402.2 260009	ATE
635 d	210	07/07→07/10	➔	09/07→		11.0101-5706.2 260097	ATE
			➔	09/07→		11.0101-5402.2 260009	ATE
645 Ci	245	04/04→08/05	➔			11.0101-6006.2 260098	ATE
			➔			11.0101-5402.2 260009	ATE
650 i	270	07/05→07/10	➔			11.0101-5706.2 260097	ATE
M	373	07/06→07/10	➔			11.0101-5402.2 260009	ATE
<b>Führungsbolzen, Bremssattel</b>							
630 i	190	03/04→07/07		07/04→		11.8171-0008.1 990049	ATE
				07/04→		11.8171-0067.1 250153	ATE
			➔	07/04→		11.8171-0008.1 990049	ATE
630 i	200	07/07→07/10		09/07→		11.8171-0008.1 990049	ATE
				09/07→		11.8171-0067.1 250153	ATE
			➔	09/07→		11.8171-0008.1 990049	ATE
635 d	210	07/07→07/10		09/07→		11.8171-0067.1 250153	ATE
			➔	09/07→		11.8171-0008.1 990049	ATE
645 Ci	245	04/04→08/05				11.8171-0008.1 990049	ATE
						11.8171-0067.1 250153	ATE
			➔			11.8171-0008.1 990049	ATE
650 i	270	07/05→07/10				11.8171-0067.1 250153	ATE
M	373	07/06→07/10	➔			11.8171-0008.1 990049	ATE
↓							










	kw			 	! #		
<b>BMW - 6 Cabriolet (E64) 03/04→12/10</b>							
<b>Dichtungssatz, Bremssattel</b>							
630 i	190	03/04→07/07		07/04→		11.0441-4203.2 250013	ATE
			←	07/04→		11.0441-6008.2 250038	ATE für Kolben-Ø [mm]: 60
630 i	200	07/07→07/10	←	09/07→		11.0441-6008.2 250038	ATE für Kolben-Ø [mm]: 60
645 Ci	245	04/04→08/05	←			11.0441-6008.2 250038	ATE für Kolben-Ø [mm]: 60
<b>Bremsschlauch</b>							
630 i	190	03/04→07/07	←	07/04→	2	24.5169-0556.3 331510	L= 555
			→	07/04→	2	24.5102-0304.3 331407	L= 304
630 i	200	07/07→07/10	←	09/07→	2	24.5169-0556.3 331510	L= 555
635 d	210	07/07→07/10	→	09/07→	2	24.5102-0304.3 331407	L= 304
645 Ci	245	04/04→08/05	←		2	24.5169-0556.3 331510	L= 555
650 i	270	07/05→07/10	→		2	24.5102-0304.3 331407	L= 304
M	373	07/06→07/10					
<b>BMW - 6 Cabriolet (F12) 03/11→</b>							
<b>Bremssattel</b>							
640 d	230	09/11→	→	☐; 03/12→; für Fahrzeuge ohne Sportpaket		24.6244-1701.5 240717	TRW Ø 44 + EMot / - Halter + FSB
640 d xDrive	230	09/11→	→	☐; 03/12→; für Fahrzeuge ohne Sportpaket		24.6244-1702.5 240718	TRW Ø 44 + EMot / - Halter + FSB
640 i	235	03/11→	→	☐; für Fahrzeuge ohne Sportpaket		24.6244-1701.5 240717	TRW Ø 44 + EMot / - Halter + FSB
640 i xDrive	235	01/13→					
650 i	298	09/11→12/12	→	☐; für Fahrzeuge ohne Sportpaket		24.6244-1702.5 240718	TRW Ø 44 + EMot / - Halter + FSB
650 i	300	03/11→					
650 i	330	10/11→					
650 i xDrive	300	06/11→					
650 i xDrive	330	11/11→	→	☐; 09/12→; für Fahrzeuge ohne Sportpaket		24.6244-1701.5 240717	TRW Ø 44 + EMot / - Halter + FSB
			→	☐; 09/12→; für Fahrzeuge ohne Sportpaket		24.6244-1702.5 240718	TRW Ø 44 + EMot / - Halter + FSB
<b>Feder, Bremssattel</b>							
640 d	230	09/11→			2	11.8116-0007.2 390602	ATE
640 i	235	03/11→					
640 i xDrive	235	01/13→					
650 i	298	09/11→12/12					
650 i	300	03/11→					
650 i	330	10/11→					
650 i xDrive	300	06/11→					
640 d xDrive	230	09/11→		03/12→	2	11.8116-0007.2 390602	ATE
650 i xDrive	330	11/11→		09/12→	2	11.8116-0007.2 390602	ATE
<b>Führungshülzensatz, Bremssattel</b>							
640 d	230	09/11→	←			11.0101-7003.2 260124	ATE
640 i	235	03/11→					
640 i xDrive	235	01/13→					
650 i	298	09/11→12/12					
650 i	300	03/11→					
650 i	330	10/11→					
650 i xDrive	300	06/11→					
640 d xDrive	230	09/11→	←	03/12→		11.0101-7003.2 260124	ATE
650 i xDrive	330	11/11→	←	09/12→		11.0101-7003.2 260124	ATE
<b>Führungsbolzen, Bremssattel</b>							
640 d	230	09/11→				11.8171-0096.1 250155	ATE
640 i	235	03/11→					
640 i xDrive	235	01/13→					
650 i	298	09/11→12/12					
650 i	300	03/11→					
650 i	330	10/11→					
650 i xDrive	300	06/11→					
640 d xDrive	230	09/11→		03/12→		11.8171-0096.1 250155	ATE
650 i xDrive	330	11/11→		09/12→		11.8171-0096.1 250155	ATE
<b>Dichtungssatz, Bremssattel</b>							
640 d	230	09/11→	←			11.0441-6008.2 250038	ATE für Kolben-Ø [mm]: 60
640 i	235	03/11→					
640 i xDrive	235	01/13→					
650 i	298	09/11→12/12					
650 i	300	03/11→					
650 i	330	10/11→					
650 i xDrive	300	06/11→					
↓							








	kW			 	! #		
<b>BMW - 6 Cabriolet (F12) 03/11→</b>							
<b>Dichtungssatz, Bremssattel</b>							
640 d xDrive	230	09/11→	←	03/12→		11.0441-6008.2 250038	ATE für Kolben-Ø [mm]: 60
650 i xDrive	330	11/11→	←	09/12→		11.0441-6008.2 250038	ATE für Kolben-Ø [mm]: 60
<b> Bremsschlauch</b>							
640 d	230	09/11→	←		2	24.5118-0688.3 331419	L= 688
640 i	235	03/11→					
640 i xDrive	235	01/13→					
650 i	298	09/11→12/12					
650 i	300	03/11→					
650 i	330	10/11→					
650 i xDrive	300	06/11→					
640 d xDrive	230	09/11→	←	03/12→	2	24.5118-0688.3 331419	L= 688
650 i xDrive	330	11/11→	←	09/12→	2	24.5118-0688.3 331419	L= 688
<b>BMW - 6 Coupe (F13) 11/10→</b>							
<b> Bremssattel</b>							
640 d	230	11/10→	→	☐; 06/11→; für Fahrzeuge ohne Sportpaket		24.6244-1701.5 240717	TRW Ø 44 + EMot / - Halter + FSB
640 i	235	11/10→					
650 i	300	11/10→	→	☐; 06/11→; für Fahrzeuge ohne Sportpaket		24.6244-1702.5 240718	TRW Ø 44 + EMot / - Halter + FSB
640 d xDrive	230	09/11→	→	☐; 03/12→; für Fahrzeuge ohne Sportpaket		24.6244-1701.5 240717	TRW Ø 44 + EMot / - Halter + FSB
			→	☐; 03/12→; für Fahrzeuge ohne Sportpaket		24.6244-1702.5 240718	TRW Ø 44 + EMot / - Halter + FSB
640 i xDrive	235	01/13→	→	☐; für Fahrzeuge ohne Sportpaket		24.6244-1701.5 240717	TRW Ø 44 + EMot / - Halter + FSB
650 i	298	09/11→12/12					
650 i xDrive	300	06/11→	→	☐; für Fahrzeuge ohne Sportpaket		24.6244-1702.5 240718	TRW Ø 44 + EMot / - Halter + FSB
650 i	330	10/11→	→	☐; 09/12→; für Fahrzeuge ohne Sportpaket		24.6244-1701.5 240717	TRW Ø 44 + EMot / - Halter + FSB
650 i xDrive	330	11/11→	→	☐; 09/12→; für Fahrzeuge ohne Sportpaket		24.6244-1702.5 240718	TRW Ø 44 + EMot / - Halter + FSB
<b>Feder, Bremssattel</b>							
640 d	230	11/10→		06/11→	2	11.8116-0007.2 390602	ATE
640 i	235	11/10→					
650 i	300	11/10→					
640 d xDrive	230	09/11→		03/12→	2	11.8116-0007.2 390602	ATE
640 i xDrive	235	01/13→			2	11.8116-0007.2 390602	ATE
650 i	298	09/11→12/12					
650 i xDrive	300	06/11→					
650 i	330	10/11→		09/12→	2	11.8116-0007.2 390602	ATE
650 i xDrive	330	11/11→					
<b>Führungshülzensatz, Bremssattel</b>							
640 d	230	11/10→	←	06/11→		11.0101-7003.2 260124	ATE
640 i	235	11/10→					
650 i	300	11/10→					
640 d xDrive	230	09/11→	←	03/12→		11.0101-7003.2 260124	ATE
640 i xDrive	235	01/13→	←			11.0101-7003.2 260124	ATE
650 i	298	09/11→12/12					
650 i xDrive	300	06/11→					
650 i	330	10/11→	←	09/12→		11.0101-7003.2 260124	ATE
650 i xDrive	330	11/11→					
<b>Führungsbolzen, Bremssattel</b>							
640 d	230	11/10→		06/11→		11.8171-0096.1 250155	ATE
640 i	235	11/10→					
650 i	300	11/10→					
640 d xDrive	230	09/11→		03/12→		11.8171-0096.1 250155	ATE
640 i xDrive	235	01/13→				11.8171-0096.1 250155	ATE
650 i	298	09/11→12/12					
650 i xDrive	300	06/11→					
650 i	330	10/11→		09/12→		11.8171-0096.1 250155	ATE
650 i xDrive	330	11/11→					
<b>Dichtungssatz, Bremssattel</b>							
640 d	230	11/10→	←	06/11→		11.0441-6008.2 250038	ATE für Kolben-Ø [mm]: 60
640 i	235	11/10→					
650 i	300	11/10→					
640 d xDrive	230	09/11→	←	03/12→		11.0441-6008.2 250038	ATE für Kolben-Ø [mm]: 60
640 i xDrive	235	01/13→	←			11.0441-6008.2 250038	ATE für Kolben-Ø [mm]: 60
↓							








	kw			 	! #		
<b>BMW - 6 Coupe (F13) 11/10→</b>							
<b>Dichtungssatz, Bremsattel</b>							
650 i	298	09/11→12/12	←			11.0441-6008.2 250038	ATE für Kolben-Ø [mm]: 60
650 i xDrive	300	06/11→					
650 i	330	10/11→	←	09/12→		11.0441-6008.2 250038	ATE für Kolben-Ø [mm]: 60
650 i xDrive	330	11/11→					
<b>Bremsschlauch</b>							
640 d	230	11/10→	←	06/11→	2	24.5118-0688.3 331419	L= 688
640 i	235	11/10→					
650 i	300	11/10→					
640 d xDrive	230	09/11→	←	03/12→	2	24.5118-0688.3 331419	L= 688
640 i xDrive	235	01/13→	←		2	24.5118-0688.3 331419	L= 688
650 i	298	09/11→12/12					
650 i xDrive	300	06/11→					
650 i	330	10/11→	←	09/12→	2	24.5118-0688.3 331419	L= 688
650 i xDrive	330	11/11→					
<b>BMW - 6 Gran Coupe (F06) 09/11→</b>							
<b>Bremssattel</b>							
640 d	230	09/11→	→	☐; - Performance Parts		24.6244-1701.5 240717	TRW Ø 44 + EMot / - Halter + FSB
640 d xDrive	230	01/13→					
640 i xDrive	235	01/13→	→	☐; - Performance Parts		24.6244-1702.5 240718	TRW Ø 44 + EMot / - Halter + FSB
650 i	330	11/11→					
650 i xDrive	330	11/11→					
640 i	235	09/11→	→	☐; 03/12→; - Performance Parts		24.6244-1701.5 240717	TRW Ø 44 + EMot / - Halter + FSB
			→	☐; 03/12→; - Performance Parts		24.6244-1702.5 240718	TRW Ø 44 + EMot / - Halter + FSB
<b>Bremsschlauch</b>							
640 d	230	09/11→	←		2	24.5118-0688.3 331419	L= 688
640 d xDrive	230	01/13→					
640 i xDrive	235	01/13→					
650 i	330	11/11→					
650 i xDrive	330	11/11→					
640 i	235	09/11→	←	03/12→	2	24.5118-0688.3 331419	L= 688
<b>BMW - 7 (E38) 09/94→11/01</b>							
<b>Bremssattel</b>							
725 tds	105	04/96→11/01	→	☐; 05/96→		24.3401-9977.5 240523	ATE Ø 40 - Halter
			→	☐; 05/96→		24.3401-9978.5 240524	ATE Ø 40 - Halter
728 i, iL	142	08/95→11/01	→	☐		24.3401-9977.5 240523	ATE Ø 40 - Halter
			→	☐; 01/96→		24.3401-9977.5 240523	ATE Ø 40 - Halter
			→	☐; 01/96→		24.3401-9978.5 240524	ATE Ø 40 - Halter
			→	☐		24.3401-9978.5 240524	ATE Ø 40 - Halter
728i X	142	11/95→09/01	→	☐		24.3401-9977.5 240523	ATE Ø 40 - Halter
730 d	142	04/00→11/01	→	☐		24.3401-9978.5 240524	ATE Ø 40 - Halter
730 i, iL	155	10/94→11/01					
730 i, iL	160	10/94→11/01					
735 i, iL	173	01/96→12/98					
735 i, iL	175	09/98→07/01					
730 d	135	08/98→04/00	→	☐; 09/98→		24.3401-9977.5 240523	ATE Ø 40 - Halter
			→	☐; 09/98→		24.3401-9978.5 240524	ATE Ø 40 - Halter
740 i, iL	210	10/94→11/01	←	☐		24.3601-1713.5 240355	ATE Ø 60 - Halter
740 i, iL	210	01/96→11/01	←	☐		24.3601-1714.5 240356	ATE Ø 60 - Halter
			→	☐; 09/96→		24.3401-9977.5 240523	ATE Ø 40 - Halter
			→	☐; 09/96→		24.3401-9978.5 240524	ATE Ø 40 - Halter
<b>Feder, Bremsattel</b>							
725 tds	105	04/96→11/01	→	05/96→	2	11.8116-0094.1 390504	ATE
728 i, iL	142	08/95→11/01	→		2	11.8116-0094.1 390504	ATE
			→	01/96→	2	11.8116-0094.1 390504	ATE
728i X	142	11/95→09/01	→		2	11.8116-0094.1 390504	ATE
730 d	142	04/00→11/01					
730 i, iL	155	10/94→11/01					
730 i, iL	160	10/94→11/01					
735 i, iL	173	01/96→12/98					
735 i, iL	175	09/98→07/01					
730 d	135	08/98→04/00	→	09/98→	2	11.8116-0094.1 390504	ATE
↓							










	kW			 	! #		
<b>BMW - 7 (E38) 09/94→11/01</b>							
<b>Feder, Bremssattel</b>							
740 d	180	05/99→11/01	←		2	11.8116-0133.1	390511 ATE
750 i, iL	240	09/94→11/01	→		2	11.8116-0094.1	390504 ATE
740 i, iL	210	10/94→11/01	←		2	11.8116-0290.2	390520 ATE
740 i, iL	210	01/96→11/01	→	09/96→	2	11.8116-0094.1	390504 ATE
<b>Führungshülzensatz, Bremssattel</b>							
725 tds	105	04/96→11/01	→	05/96→		11.0101-5402.2	260009 ATE
728 i, iL	142	08/95→11/01	→			11.0101-5402.2	260009 ATE
			→	01/96→		11.0101-5402.2	260009 ATE
728i X	142	11/95→09/01	→			11.0101-5402.2	260009 ATE
730 d	142	04/00→11/01					
730 i, iL	155	10/94→11/01					
730 i, iL	160	10/94→11/01					
735 i, iL	173	01/96→12/98					
735 i, iL	175	09/98→07/01					
730 d	135	08/98→04/00	→	09/98→		11.0101-5402.2	260009 ATE
740 d	180	05/99→11/01	←			11.0101-6004.2	260014 ATE
750 i, iL	240	09/94→11/01	→			11.0101-5402.2	260009 ATE
740 i, iL	210	10/94→11/01	←			11.0101-5402.2	260009 ATE
740 i, iL	210	01/96→11/01	→	09/96→		11.0101-5402.2	260009 ATE
<b>Führungsbolzen, Bremssattel</b>							
725 tds	105	04/96→11/01	→	05/96→		11.8171-0008.1	990049 ATE
728 i, iL	142	08/95→11/01	→			11.8171-0008.1	990049 ATE
			→	01/96→		11.8171-0008.1	990049 ATE
728i X	142	11/95→09/01	→			11.8171-0008.1	990049 ATE
730 d	142	04/00→11/01					
730 i, iL	155	10/94→11/01					
730 i, iL	160	10/94→11/01					
735 i, iL	173	01/96→12/98					
735 i, iL	175	09/98→07/01					
730 d	135	08/98→04/00	→	09/98→		11.8171-0008.1	990049 ATE
740 d	180	05/99→11/01	←			11.8171-0008.1	990049 ATE
750 i, iL	240	09/94→11/01	→			11.8171-0008.1	990049 ATE
740 i, iL	210	10/94→11/01	←			11.8171-0008.1	990049 ATE
740 i, iL	210	01/96→11/01	→	09/96→		11.8171-0008.1	990049 ATE
<b>Dichtungssatz, Bremssattel</b>							
725 tds	105	04/96→11/01	→	05/96→		11.0441-4003.2	250001 ATE
728 i, iL	142	08/95→11/01	→			11.0441-4003.2	250001 ATE
			→	01/96→		11.0441-4003.2	250001 ATE
728i X	142	11/95→09/01	→			11.0441-4003.2	250001 ATE
730 d	142	04/00→11/01					
730 i, iL	155	10/94→11/01					
730 i, iL	160	10/94→11/01					
735 i, iL	173	01/96→12/98					
735 i, iL	175	09/98→07/01					
740 d	180	05/99→11/01					
750 i, iL	240	09/94→11/01					
730 d	135	08/98→04/00	→	09/98→		11.0441-4003.2	250001 ATE
740 i, iL	210	10/94→11/01	→	09/96→		11.0441-4003.2	250001 ATE
740 i, iL	210	01/96→11/01					
<b>Bremsschlauch</b>							
725 tds	105	04/96→11/01	←	am Bremssattel; 05/96→	2	24.5169-0355.3	331307 L= 355
			←	☐; 05/96→; + ASC		24.5201-0100.3	331512 L= 100
			←	☐; 05/96→; + ASC		83.6204-0100.3	330441 L= 100
			→	am Bremssattel; 05/96→	2	24.5113-0283.3	331395 L= 283
			→	☐; 05/96→		24.5201-0100.3	331512 L= 100
			→	☐; 05/96→		83.6204-0100.3	330441 L= 100
728 i, iL	142	08/95→11/01	←	am Bremssattel; 01/96→	2	24.5169-0355.3	331307 L= 355
			←	am Bremssattel	2	24.5169-0355.3	331307 L= 355
			←	☐; + ASC		24.5201-0100.3	331512 L= 100








	kw			 	! #		
<b>BMW - 7 (E38) 09/94→11/01</b>							
 <b>Bremsschlauch</b>							
728 i, iL	142	08/95→11/01	←	☐; 01/96→; + ASC		24.5201-0100.3 331512	L= 100
			←	☐; 01/96→; + ASC		83.6204-0100.3 330441	L= 100
			←	☐; + ASC		83.6204-0100.3 330441	L= 100
			→	am Bremssattel; 01/96→	2	24.5113-0283.3 331395	L= 283
			→	am Bremssattel	2	24.5113-0283.3 331395	L= 283
			→	☐; 01/96→		24.5201-0100.3 331512	L= 100
			→	☐		24.5201-0100.3 331512	L= 100
			→	☐; 01/96→		83.6204-0100.3 330441	L= 100
			→	☐		83.6204-0100.3 330441	L= 100
728i X	142	11/95→09/01	←	am Bremssattel	2	24.5169-0355.3 331307	L= 355
730 d	142	04/00→11/01	←	☐; + ASC		24.5201-0100.3 331512	L= 100
730 i, iL	155	10/94→11/01	←	☐; + ASC		83.6204-0100.3 330441	L= 100
730 i, iL	160	10/94→11/01	←	☐; + ASC		83.6204-0100.3 330441	L= 100
735 i, iL	173	01/96→12/98	→	am Bremssattel	2	24.5113-0283.3 331395	L= 283
735 i, iL	175	09/98→07/01	→	☐		24.5201-0100.3 331512	L= 100
740 d	180	05/99→11/01	→	☐		83.6204-0100.3 330441	L= 100
740 i, iL	210	10/94→11/01	→	☐		24.5201-0100.3 331512	L= 100
740 i, iL	210	01/96→11/01	→	☐		83.6204-0100.3 330441	L= 100
750 i, iL	240	09/94→11/01	→	☐		83.6204-0100.3 330441	L= 100
730 d	135	08/98→04/00	←	am Bremssattel; 09/98→	2	24.5169-0355.3 331307	L= 355
			←	☐; 09/98→; + ASC		24.5201-0100.3 331512	L= 100
			←	☐; 09/98→; + ASC		83.6204-0100.3 330441	L= 100
			→	am Bremssattel; 09/98→	2	24.5113-0283.3 331395	L= 283
			→	☐; 09/98→		24.5201-0100.3 331512	L= 100
→	☐; 09/98→		83.6204-0100.3 330441	L= 100			
<b>BMW - 7 (E65, E66, E67) 11/01→12/09</b>							
 <b>Bremssattel</b>							
730 d	150	10/02→07/08	←	☐; → 02/05		24.3606-9979.5 240575	ATE Ø 60 - Halter
			←	☐; → 02/05		24.3606-9980.5 240576	ATE Ø 60 - Halter
			→	☐; → 02/05		24.3461-9981.5 240569	ATE Ø 46 - Halter
			→	☐; → 02/05		24.3461-9982.5 240570	ATE Ø 46 - Halter
730 d	160	06/02→02/05	←	☐; 09/02→		24.3606-9979.5 240575	ATE Ø 60 - Halter
			←	☐; 09/02→		24.3606-9980.5 240576	ATE Ø 60 - Halter
			→	☐; 09/02→		24.3461-9981.5 240569	ATE Ø 46 - Halter
			→	☐; 09/02→		24.3461-9982.5 240570	ATE Ø 46 - Halter
730 i, Li	170	03/03→07/08	←	☐		24.3606-9979.5 240575	ATE Ø 60 - Halter
			←	☐		24.3606-9980.5 240576	ATE Ø 60 - Halter
			→	☐		24.3461-9981.5 240569	ATE Ø 46 - Halter
			→	☐		24.3461-9982.5 240570	ATE Ø 46 - Halter
730 i, Li	190	03/05→07/08	←	☐; 07/05→		24.3606-9979.5 240575	ATE Ø 60 - Halter
			←	☐; 07/05→		24.3606-9980.5 240576	ATE Ø 60 - Halter
			→	☐; 07/05→		24.3461-9981.5 240569	ATE Ø 46 - Halter
			→	☐; 07/05→		24.3461-9982.5 240570	ATE Ø 46 - Halter
730 Ld	170	07/05→08/08	←	☐		24.3606-9977.5 240573	ATE Ø 60 - Halter
			←	☐		24.3606-9978.5 240574	ATE Ø 60 - Halter
			←	☐		24.3606-9978.5 240574	ATE Ø 60 - Halter
			←	☐		24.3606-9978.5 240574	ATE Ø 60 - Halter
			←	☐		24.3606-9978.5 240574	ATE Ø 60 - Halter
740 d	190	10/02→02/05	←	☐		24.3606-9977.5 240573	ATE Ø 60 - Halter
			←	☐		24.3606-9978.5 240574	ATE Ø 60 - Halter
740 i, Li	225	07/05→07/08	←	☐		24.3606-9978.5 240574	ATE Ø 60 - Halter
745 i, Li	245	11/01→07/08	←	☐		24.3606-9978.5 240574	ATE Ø 60 - Halter
750 i, Li	270	07/05→07/08	←	☐		24.3606-9978.5 240574	ATE Ø 60 - Halter
760 i, Li	327	01/03→07/08	←	☐; 03/03→		24.3606-9977.5 240573	ATE Ø 60 - Halter
			←	☐; 03/03→		24.3606-9978.5 240574	ATE Ø 60 - Halter
760 i, LI	326	11/01→12/09	←	☐; 03/03→ 08/08		24.3606-9977.5 240573	ATE Ø 60 - Halter
			←	☐; 03/03→ 08/08		24.3606-9978.5 240574	ATE Ø 60 - Halter
<b>Feder, Bremssattel</b>							
730 d	150	10/02→07/08		→ 02/05	2	11.8116-0315.2 390447	ATE
730 d	155	10/02→07/08	→	→ 02/05	2	11.8116-0296.1 390445	ATE
730 d	160	06/02→02/05		09/02→	2	11.8116-0315.2 390447	ATE
			→	09/02→	2	11.8116-0296.1 390445	ATE
↓							












































	kW			 	! #		
<b>BMW - 7 (E65, E66, E67) 11/01→12/09</b>							
<b>Feder, Bremssattel</b>							
730 i, Li	170	03/03→07/08			2	11.8116-0315.2 390447	ATE
730 Ld	170	07/05→08/08	→		2	11.8116-0296.1 390445	ATE
735 i, Li	200	11/01→02/05					
740 d	190	10/02→02/05					
740 i, Li	225	07/05→07/08					
745 i, Li	245	11/01→07/08					
730 i, Li	190	03/05→07/08		07/05→	2	11.8116-0315.2 390447	ATE
			→	07/05→	2	11.8116-0296.1 390445	ATE
745 d	220	03/05→08/05			2	11.8116-0353.2 390585	ATE
745 d	242	07/05→07/08	→		2	11.8116-0296.1 390445	ATE
750 i, Li	270	07/05→07/08			2	11.8116-0315.2 390447	ATE
						11.8116-0353.2 390585	ATE
			→		2	11.8116-0296.1 390445	ATE
760 i, Li	327	01/03→07/08		03/03→	2	11.8116-0315.2 390447	ATE
						11.8116-0353.2 390585	ATE
			→	03/03→	2	11.8116-0296.1 390445	ATE
760 i, LI	326	11/01→12/09		03/03→ 08/08	2	11.8116-0315.2 390447	ATE
						11.8116-0353.2 390585	ATE
			→	03/03→ 08/08	2	11.8116-0296.1 390445	ATE
<b>Führungshülzensatz, Bremssattel</b>							
730 d	150	10/02→07/08	←	→ 02/05		11.0101-6006.2 260098	ATE
730 d	155	10/02→07/08	→	→ 02/05		11.0101-5402.2 260009	ATE
730 d	160	06/02→02/05	←	09/02→		11.0101-6006.2 260098	ATE
			→	09/02→		11.0101-5402.2 260009	ATE
730 i, Li	170	03/03→07/08	←			11.0101-6006.2 260098	ATE
730 Ld	170	07/05→08/08					
735 i, Li	200	11/01→02/05	→			11.0101-5402.2 260009	ATE
740 d	190	10/02→02/05					
740 i, Li	225	07/05→07/08					
745 i, Li	245	11/01→07/08					
730 i, Li	190	03/05→07/08	←	07/05→		11.0101-6006.2 260098	ATE
			→	07/05→		11.0101-5402.2 260009	ATE
745 d	220	03/05→08/05	←			11.0101-5706.2 260097	ATE
745 d	242	07/05→07/08	→			11.0101-5402.2 260009	ATE
750 i, Li	270	07/05→07/08	←			11.0101-5706.2 260097	ATE
			→			11.0101-6006.2 260098	ATE
			→			11.0101-5402.2 260009	ATE
760 i, Li	327	01/03→07/08	←	03/03→		11.0101-5706.2 260097	ATE
						11.0101-6006.2 260098	ATE
			→	03/03→		11.0101-5402.2 260009	ATE
760 i, LI	326	11/01→12/09	←	03/03→ 08/08		11.0101-5706.2 260097	ATE
						11.0101-6006.2 260098	ATE
			→	03/03→ 08/08		11.0101-5402.2 260009	ATE
<b>Führungsbolzen, Bremssattel</b>							
730 d	150	10/02→07/08		→ 02/05		11.8171-0067.1 250153	ATE
730 d	155	10/02→07/08	→	→ 02/05		11.8171-0008.1 990049	ATE
730 d	160	06/02→02/05		09/02→		11.8171-0067.1 250153	ATE
			→	09/02→		11.8171-0008.1 990049	ATE
730 i, Li	170	03/03→07/08				11.8171-0067.1 250153	ATE
735 i, Li	200	11/01→02/05	→			11.8171-0008.1 990049	ATE
745 d	220	03/05→08/05					
745 d	242	07/05→07/08					
730 i, Li	190	03/05→07/08		07/05→		11.8171-0067.1 250153	ATE
			→	07/05→		11.8171-0008.1 990049	ATE
730 Ld	170	07/05→08/08				11.8171-0008.1 990049	ATE
740 d	190	10/02→02/05				11.8171-0067.1 250153	ATE
740 i, Li	225	07/05→07/08					
745 i, Li	245	11/01→07/08	→			11.8171-0008.1 990049	ATE
750 i, Li	270	07/05→07/08					
760 i, Li	327	01/03→07/08		03/03→		11.8171-0008.1 990049	ATE
						11.8171-0067.1 250153	ATE
			→	03/03→		11.8171-0008.1 990049	ATE
↓							








	kW			 	! #		
<b>BMW - 7 (E65, E66, E67) 11/01→12/09</b>							
<b>Führungsbolzen, Bremsattel</b>							
760 i, LI	326	11/01→12/09		03/03→ 08/08		11.8171-0008.1 990049	ATE
			➔	03/03→ 08/08		11.8171-0067.1 250153	ATE
				03/03→ 08/08		11.8171-0008.1 990049	ATE
<b>Dichtungssatz, Bremsattel</b>							
730 d	150	10/02→07/08	←	→ 02/05		11.0441-6008.2 250038	ATE für Kolben-Ø [mm]: 60
730 d	155	10/02→07/08					
730 d	160	06/02→02/05	←	09/02→		11.0441-6008.2 250038	ATE für Kolben-Ø [mm]: 60
730 i, Li	170	03/03→07/08	←			11.0441-6008.2 250038	ATE für Kolben-Ø [mm]: 60
730 Ld	170	07/05→08/08					
735 i, Li	200	11/01→02/05					
740 d	190	10/02→02/05					
740 i, Li	225	07/05→07/08					
745 i, Li	245	11/01→07/08					
750 i, Li	270	07/05→07/08					
730 i, Li	190	03/05→07/08	←	07/05→		11.0441-6008.2 250038	ATE für Kolben-Ø [mm]: 60
760 i, Li	327	01/03→07/08	←	03/03→		11.0441-6008.2 250038	ATE für Kolben-Ø [mm]: 60
760 i, LI	326	11/01→12/09	←	03/03→ 08/08		11.0441-6008.2 250038	ATE für Kolben-Ø [mm]: 60
<b>Bremsschlauch</b>							
730 d	150	10/02→07/08	←		2	24.5169-0555.3 331509	L= 555
730 d	155	10/02→07/08					
730 i, Li	170	03/03→07/08	➔		2	24.5102-0304.3 331407	L= 304
730 Ld	170	07/05→08/08					
735 i, Li	200	11/01→02/05					
740 d	190	10/02→02/05					
740 i, Li	225	07/05→07/08					
745 d	220	03/05→08/05					
745 d	242	07/05→07/08					
745 i, Li	245	11/01→07/08					
750 i, Li	270	07/05→07/08					
730 d	160	06/02→02/05	←	09/02→	2	24.5169-0555.3 331509	L= 555
			➔	09/02→	2	24.5102-0304.3 331407	L= 304
730 i, Li	190	03/05→07/08	←	07/05→	2	24.5169-0555.3 331509	L= 555
			➔	07/05→	2	24.5102-0304.3 331407	L= 304
760 i, Li	327	01/03→07/08	←	03/03→	2	24.5169-0555.3 331509	L= 555
			➔	03/03→	2	24.5102-0304.3 331407	L= 304
760 i, LI	326	11/01→12/09	←	03/03→ 08/08	2	24.5169-0555.3 331509	L= 555
			➔	03/03→ 08/08	2	24.5102-0304.3 331407	L= 304
<b>BMW - 7 (F01, F02, F03, F04) 02/08→12/15</b>							
<b>Feder, Bremsattel</b>							
730 d	155	02/08→05/15		09/08→	2	11.8116-0007.2 390602	ATE
730 d	180	02/08→07/12					
730 i, Li	190	06/08→12/15	➔	09/08→	2	11.8116-0296.1 390445	ATE
730 d	190	07/12→05/15			2	11.8116-0007.2 390602	ATE
740 d	225	09/09→12/15					
740 d	230	07/12→12/15	➔		2	11.8116-0296.1 390445	ATE
740 d xDrive	230	07/12→12/15					
740 i	240	10/08→12/15					
740 i, Li	235	07/12→12/15					
740 i, Li xDrive	235	07/12→12/15					
730 d xDrive	155	11/11→05/15		06/12→	2	11.8116-0007.2 390602	ATE
730 d xDrive	190	11/11→05/15					
ActiveHybrid	235	05/11→05/15	➔	06/12→	2	11.8116-0296.1 390445	ATE
ActiveHybrid	260	05/11→05/15					
740 d xDrive	225	09/09→12/15		09/10→	2	11.8116-0007.2 390602	ATE
			➔	09/10→	2	11.8116-0296.1 390445	ATE
750 d xDrive	280	07/12→12/15			2	11.8116-0008.2 390603	ATE
760 i	400	09/09→12/15	➔		2	11.8116-0296.1 390445	ATE
750 i	300	10/08→12/15		nicht für Fahrzeuge mit verstärkter Bremse	2	11.8116-0007.2 390602	ATE
				für Fahrzeuge mit verstärkter Bremse	2	11.8116-0008.2 390603	ATE
			➔	12/08→	2	11.8116-0296.1 390445	ATE
			➔	→ 11/08	2	11.8116-0296.1 390445	ATE
750 i	330	10/12→12/15		nicht für Fahrzeuge mit verstärkter Bremse	2	11.8116-0007.2 390602	ATE
750 i xDrive	300	09/09→12/15					
750 i xDrive	330	10/12→12/15		für Fahrzeuge mit verstärkter Bremse	2	11.8116-0008.2 390603	ATE
↓							








	kW			 	! #		
<b>BMW - 7 (F01, F02, F03, F04) 02/08→12/15</b>							
<b>Feder, Bremssattel</b>							
750 i	330	10/12→12/15	➔		2	11.8116-0296.1 390445	ATE
750 i xDrive	300	09/09→12/15					
750 i xDrive	330	10/12→12/15					
ActiveHybrid	330	09/09→06/12		03/10→;	2	11.8116-0007.2 390602	ATE
ActiveHybrid	342	09/09→06/12		nicht für Fahrzeuge mit verstärkter Bremse			
				03/10→;	2	11.8116-0008.2 390603	ATE
				für Fahrzeuge mit verstärkter Bremse			
			➔	03/10→	2	11.8116-0296.1 390445	ATE
<b>Führungshülzensatz, Bremssattel</b>							
730 d	155	02/08→05/15	←	09/08→		11.0101-7003.2 260124	ATE
730 d	180	02/08→07/12					
730 i, Li	190	06/08→12/15					
730 d	190	07/12→05/15	←			11.0101-7003.2 260124	ATE
740 d	225	09/09→12/15					
740 d	230	07/12→12/15					
740 d xDrive	230	07/12→12/15					
740 i	240	10/08→12/15					
740 i, Li	235	07/12→12/15					
740 i, Li xDrive	235	07/12→12/15					
750 d xDrive	280	07/12→12/15					
750 i	300	10/08→12/15					
750 i	330	10/12→12/15					
750 i xDrive	300	09/09→12/15					
750 i xDrive	330	10/12→12/15					
760 i	400	09/09→12/15					
730 d xDrive	155	11/11→05/15	←	06/12→		11.0101-7003.2 260124	ATE
730 d xDrive	190	11/11→05/15					
ActiveHybrid	235	05/11→05/15					
ActiveHybrid	260	05/11→05/15					
740 d xDrive	225	09/09→12/15	←	09/10→		11.0101-7003.2 260124	ATE
ActiveHybrid	330	09/09→06/12	←	03/10→		11.0101-7003.2 260124	ATE
ActiveHybrid	342	09/09→06/12					
<b>Führungsbolzen, Bremssattel</b>							
730 d	155	02/08→05/15		09/08→		11.8171-0096.1 250155	ATE
730 d	180	02/08→07/12					
730 i, Li	190	06/08→12/15	➔	09/08→		11.8171-0008.1 990049	ATE
730 d	190	07/12→05/15				11.8171-0096.1 250155	ATE
740 d	225	09/09→12/15					
740 d	230	07/12→12/15	➔			11.8171-0008.1 990049	ATE
740 d xDrive	230	07/12→12/15					
740 i	240	10/08→12/15					
740 i, Li	235	07/12→12/15					
740 i, Li xDrive	235	07/12→12/15					
750 d xDrive	280	07/12→12/15					
750 i	330	10/12→12/15					
750 i xDrive	300	09/09→12/15					
750 i xDrive	330	10/12→12/15					
760 i	400	09/09→12/15					
730 d xDrive	155	11/11→05/15		06/12→		11.8171-0096.1 250155	ATE
730 d xDrive	190	11/11→05/15					
ActiveHybrid	235	05/11→05/15	➔	06/12→		11.8171-0008.1 990049	ATE
ActiveHybrid	260	05/11→05/15					
740 d xDrive	225	09/09→12/15		09/10→		11.8171-0096.1 250155	ATE
			➔	09/10→		11.8171-0008.1 990049	ATE
750 i	300	10/08→12/15				11.8171-0096.1 250155	ATE
			➔	12/08→		11.8171-0008.1 990049	ATE
			➔	→ 11/08		11.8171-0008.1 990049	ATE
ActiveHybrid	330	09/09→06/12		03/10→		11.8171-0096.1 250155	ATE
ActiveHybrid	342	09/09→06/12	➔	03/10→		11.8171-0008.1 990049	ATE
<b>Dichtungssatz, Bremssattel</b>							
730 d	155	02/08→05/15	←	09/08→		11.0441-6008.2 250038	ATE für Kolben-Ø [mm]: 60
730 d	180	02/08→07/12					
730 i, Li	190	06/08→12/15					
730 d	190	07/12→05/15	←			11.0441-6008.2 250038	ATE für Kolben-Ø [mm]: 60
740 d	225	09/09→12/15					
740 d	230	07/12→12/15					
740 d xDrive	230	07/12→12/15					
740 i	240	10/08→12/15					
740 i, Li	235	07/12→12/15					
740 i, Li xDrive	235	07/12→12/15					
750 d xDrive	280	07/12→12/15					
750 i	300	10/08→12/15					
750 i	330	10/12→12/15					
↓							












	kW			 	! #		
<b>BMW - 7 (F01, F02, F03, F04) 02/08→12/15</b>							
<b>Dichtungssatz, Bremssattel</b>							
750 i xDrive 750 i xDrive 760 i	300 330 400	09/09→12/15 10/12→12/15 09/09→12/15	←			11.0441-6008.2 250038	ATE für Kolben-Ø [mm]: 60
730 d xDrive 730 d xDrive ActiveHybrid ActiveHybrid	155 190 235 260	11/11→05/15 11/11→05/15 05/11→05/15 05/11→05/15	←	06/12→		11.0441-6008.2 250038	ATE für Kolben-Ø [mm]: 60
740 d xDrive	225	09/09→12/15	←	09/10→		11.0441-6008.2 250038	ATE für Kolben-Ø [mm]: 60
ActiveHybrid ActiveHybrid	330 342	09/09→06/12 09/09→06/12	←	03/10→		11.0441-6008.2 250038	ATE für Kolben-Ø [mm]: 60
<b>Bremsschlauch</b>							
730 d 730 d 730 i, Li	155 180 190	02/08→05/15 02/08→07/12 06/08→12/15	←	09/08→	2	24.5118-0688.3 331419	L= 688
730 d 740 d 740 d 740 d xDrive 740 i 740 i, Li 740 i, Li xDrive 750 d xDrive 750 i 750 i 750 i xDrive 750 i xDrive 760 i	190 225 230 230 240 235 235 280 300 330 300 330 400	07/12→05/15 09/09→12/15 07/12→12/15 07/12→12/15 10/08→12/15 07/12→12/15 07/12→12/15 07/12→12/15 10/08→12/15 10/12→12/15 09/09→12/15 10/12→12/15 09/09→12/15	←		2	24.5118-0688.3 331419	L= 688
730 d xDrive 730 d xDrive ActiveHybrid ActiveHybrid	155 190 235 260	11/11→05/15 11/11→05/15 05/11→05/15 05/11→05/15	←	06/12→	2	24.5118-0688.3 331419	L= 688
740 d xDrive	225	09/09→12/15	←	09/10→	2	24.5118-0688.3 331419	L= 688
ActiveHybrid ActiveHybrid	330 342	09/09→06/12 09/09→06/12	←	03/10→	2	24.5118-0688.3 331419	L= 688
<b>BMW - 8 (E31) 04/90→12/99</b>							
<b>Feder, Bremssattel</b>							
840 Ci	210	01/96→12/99	→	→ 08/99	2	11.8116-0094.1 390504	ATE
840 i	210	02/93→02/96	←	→ 02/94	2	11.8116-0197.1 390523	ATE
			→		2	11.8116-0094.1 390504	ATE
850 Ci	240	09/94→12/99	←		2	11.8116-0197.1 390523	ATE
			→		2	11.8116-0094.1 390504	ATE
850 CSi	277	09/93→12/95	→		2	11.8116-0296.1 390445	ATE
850 CSi	280	11/92→12/96	→	→ 10/96	2	11.8116-0296.1 390445	ATE
<b>Führungshülzensatz, Bremssattel</b>							
840 Ci	210	01/96→12/99	→	→ 08/99		11.0101-5402.2 260009	ATE
840 i	210	02/93→02/96	←	→ 02/94		11.0101-5402.2 260009	ATE
			→			11.0101-5402.2 260009	ATE
850 Ci	240	09/94→12/99	←			11.0101-5402.2 260009	ATE
			→			11.0101-5402.2 260009	ATE
850 CSi	277	09/93→12/95	→			11.0101-5402.2 260009	ATE
850 CSi	280	11/92→12/96	→	→ 10/96		11.0101-5402.2 260009	ATE
<b>Führungsbolzen, Bremssattel</b>							
840 Ci	210	01/96→12/99	→	→ 08/99		11.8171-0008.1 990049	ATE
840 i	210	02/93→02/96	←	→ 02/94		11.8171-0008.1 990049	ATE
			→			11.8171-0008.1 990049	ATE
850 Ci	240	09/94→12/99	←			11.8171-0008.1 990049	ATE
			→			11.8171-0008.1 990049	ATE
<b>Dichtungssatz, Bremssattel</b>							
840 Ci	210	01/96→12/99	→	→ 08/99		11.0441-4002.2 250011	ATE
840 i	210	02/93→02/96	←	→ 02/94		11.0441-6003.2 250037	
			→			11.0441-4002.2 250011	ATE
↓							








	kW			 	! #		
<b>BMW - 8 (E31) 04/90→12/99</b>							
<b>Dichtungssatz, Bremssattel</b>							
850 Ci	240	09/94→12/99	←			11.0441-6003.2 250037	
			→			11.0441-4002.2 250011	ATE
850 CSI	277	09/93→12/95	→			11.0441-4002.2 250011	ATE
850 CSI	280	11/92→12/96	→	→ 10/96		11.0441-4002.2 250011	ATE
<b> Bremsschlauch</b>							
840 Ci	210	01/96→12/99	←	→ 08/99	2	24.5113-0423.3 331396	L= 423
			←	 ; → 08/99; + ASC		24.5201-0100.3 331512	L= 100
			←	 ; → 08/99; + ASC		83.6204-0100.3 330441	L= 100
			→	am Bremssattel; → 08/99	2	24.5170-0201.3 331450	L= 201
			→	 ; → 08/99; + ASC		24.5201-0100.3 331512	L= 100
			→	 ; → 08/99; + ASC		83.6204-0100.3 330441	L= 100
840 i 850 Ci	210 240	02/93→02/96 09/94→12/99	←		2	24.5113-0423.3 331396	L= 423
			←	 ; + ASC		24.5201-0100.3 331512	L= 100
			←	 ; + ASC		83.6204-0100.3 330441	L= 100
			→	am Bremssattel	2	24.5170-0201.3 331450	L= 201
			→	 ; + ASC		24.5201-0100.3 331512	L= 100
			→	 ; + ASC		83.6204-0100.3 330441	L= 100
850 CSI	277	09/93→12/95	←		2	24.5113-0423.3 331396	L= 423
			←	 ; + ASC		24.5201-0100.3 331512	L= 100
			←	 ; + ASC		83.6204-0100.3 330441	L= 100
850 CSI	280	11/92→12/96	←	→ 10/96	2	24.5113-0423.3 331396	L= 423
			←	 ; → 10/96; + ASC		24.5201-0100.3 331512	L= 100
			←	 ; → 10/96; + ASC		83.6204-0100.3 330441	L= 100
<b>BMW - X1 (E84) 03/09→06/15</b>							
<b> Bremssattel</b>							
sDrive 16 d xDrive 25 d	85 160	04/12→06/15 10/09→06/15	←	 ; 07/12→		11.9571-9753.2 220929	ATE Ø 57 - Halter
			←	 ; 07/12→		11.9571-9754.2 220930	ATE Ø 57 - Halter
			→	 ; 07/12→		11.9421-9911.2 220825	ATE Ø 42 - Halter
			→	 ; 07/12→		11.9421-9912.2 220826	ATE Ø 42 - Halter
sDrive 16 i sDrive 18 d sDrive 20 d sDrive 20 d sDrive 20 d sDrive 20 i xDrive 18 d xDrive 20 d xDrive 20 d xDrive 20 d xDrive 20 i	105 105 120 130 135 135 105 120 130 135 135	03/13→06/15 10/09→06/15 03/10→06/15 10/09→06/15 07/12→06/15 09/11→06/15 10/09→06/15 03/10→06/15 10/09→06/15 07/12→06/15 09/11→06/15	←			11.9571-9753.2 220929	ATE Ø 57 - Halter
			←			11.9571-9754.2 220930	ATE Ø 57 - Halter
			→			11.9421-9911.2 220825	ATE Ø 42 - Halter
			→			11.9421-9912.2 220826	ATE Ø 42 - Halter
sDrive 18 d xDrive 18 d	100 100	03/09→06/15 03/09→06/15	←	 ; 10/09→		11.9571-9753.2 220929	ATE Ø 57 - Halter
			←	 ; 10/09→		11.9571-9754.2 220930	ATE Ø 57 - Halter
			→	 ; 10/09→		11.9421-9911.2 220825	ATE Ø 42 - Halter
			→	 ; 10/09→		11.9421-9912.2 220826	ATE Ø 42 - Halter
sDrive 18 i sDrive 18 i	100 110	03/09→06/15 01/10→06/15	←	 ; 03/10→		11.9571-9753.2 220929	ATE Ø 57 - Halter
			←	 ; 03/10→		11.9571-9754.2 220930	ATE Ø 57 - Halter
			→	 ; 03/10→		11.9421-9911.2 220825	ATE Ø 42 - Halter
			→	 ; 03/10→		11.9421-9912.2 220826	ATE Ø 42 - Halter
xDrive 23 d xDrive 28 i xDrive 28 i Flex	150 180 180	10/09→06/15 04/11→06/15 04/11→06/15	←	 ; 03/12→		11.9571-9753.2 220929	ATE Ø 57 - Halter
			←	 ; 03/12→		11.9571-9754.2 220930	ATE Ø 57 - Halter
			→			11.9421-9911.2 220825	ATE Ø 42 - Halter
			→			11.9421-9912.2 220826	ATE Ø 42 - Halter
xDrive 25 i	160	01/10→06/15	←	 ; 03/12→		11.9571-9753.2 220929	ATE Ø 57 - Halter
			←	 ; 03/12→		11.9571-9754.2 220930	ATE Ø 57 - Halter
			→	; 03/10→		11.9421-9911.2 220825	ATE Ø 42 - Halter
			↓				







	kw			 	! #		
<b>BMW - X1 (E84) 03/09→06/15</b>							
<b>Bremssattel</b>							
xDrive 25 i	160	01/10→06/15	➔	☐; 03/10→		11.9421-9912.2 220826	ATE Ø 42 - Halter
xDrive 28 i	190	10/09→06/15	➔	☐		24.3441-9957.5 240671	ATE Ø 44 - Halter
			➔	☐		24.3441-9958.5 240672	ATE Ø 44 - Halter
<b>Halter, Bremssattel</b>							
sDrive 16 d	85	04/12→06/15	➔	07/12→	2	11.8170-0755.1 260119	ATE
xDrive 25 d	160	10/09→06/15					
sDrive 16 i	105	03/13→06/15	➔		2	11.8170-0755.1 260119	ATE
sDrive 18 d	105	10/09→06/15					
sDrive 20 d	120	03/10→06/15					
sDrive 20 d	130	10/09→06/15					
sDrive 20 d	135	07/12→06/15					
sDrive 20 i	135	09/11→06/15					
xDrive 18 d	105	10/09→06/15					
xDrive 20 d	120	03/10→06/15					
xDrive 20 d	130	10/09→06/15					
xDrive 20 d	135	07/12→06/15					
xDrive 20 i	135	09/11→06/15					
xDrive 23 d	150	10/09→06/15					
xDrive 28 i	180	04/11→06/15					
xDrive 28 i Flex	180	04/11→06/15					
sDrive 18 d	100	03/09→06/15	➔	10/09→	2	11.8170-0755.1 260119	ATE
xDrive 18 d	100	03/09→06/15					
sDrive 18 i	100	03/09→06/15	➔	03/10→	2	11.8170-0755.1 260119	ATE
sDrive 18 i	110	01/10→06/15					
xDrive 25 i	160	01/10→06/15					
<b>Feder, Bremssattel</b>							
sDrive 16 d	85	04/12→06/15		07/12→	2	11.8116-0137.1 390612	ATE
xDrive 25 d	160	10/09→06/15	➔	07/12→	2	11.8116-0066.1 390577	ATE
sDrive 16 i	105	03/13→06/15			2	11.8116-0137.1 390612	ATE
sDrive 18 d	105	10/09→06/15					
sDrive 20 d	120	03/10→06/15	➔		2	11.8116-0066.1 390577	ATE
sDrive 20 d	130	10/09→06/15					
sDrive 20 d	135	07/12→06/15					
sDrive 20 i	135	09/11→06/15					
xDrive 18 d	105	10/09→06/15					
xDrive 20 d	120	03/10→06/15					
xDrive 20 d	130	10/09→06/15					
xDrive 20 d	135	07/12→06/15					
xDrive 20 i	135	09/11→06/15					
sDrive 18 d	100	03/09→06/15		10/09→	2	11.8116-0137.1 390612	ATE
xDrive 18 d	100	03/09→06/15	➔	10/09→	2	11.8116-0066.1 390577	ATE
sDrive 18 i	100	03/09→06/15		03/10→	2	11.8116-0137.1 390612	ATE
sDrive 18 i	110	01/10→06/15	➔	03/10→	2	11.8116-0066.1 390577	ATE
xDrive 23 d	150	10/09→06/15		→ 02/12	2	11.8116-0137.1 390612	ATE
xDrive 28 i	180	04/11→06/15		03/12→	2	11.8116-0137.1 390612	ATE
xDrive 28 i Flex	180	04/11→06/15	➔		2	11.8116-0066.1 390577	ATE
xDrive 25 i	160	01/10→06/15		03/10→ 02/12	2	11.8116-0137.1 390612	ATE
				03/12→	2	11.8116-0137.1 390612	ATE
			➔	03/10→	2	11.8116-0066.1 390577	ATE
xDrive 28 i	190	10/09→06/15			2	11.8116-0315.2 390447	ATE
			➔		2	11.8116-0296.1 390445	ATE
<b>Führungshülzensatz, Bremssattel</b>							
sDrive 16 d	85	04/12→06/15	←	07/12→		11.0101-5402.2 260009	ATE
xDrive 25 d	160	10/09→06/15	➔	07/12→		11.0101-5402.2 260009	ATE
sDrive 16 i	105	03/13→06/15	←			11.0101-5402.2 260009	ATE
sDrive 18 d	105	10/09→06/15					
sDrive 20 d	120	03/10→06/15	➔			11.0101-5402.2 260009	ATE
sDrive 20 d	130	10/09→06/15					
sDrive 20 d	135	07/12→06/15					
sDrive 20 i	135	09/11→06/15					
xDrive 18 d	105	10/09→06/15					
xDrive 20 d	120	03/10→06/15					
xDrive 20 d	130	10/09→06/15					
xDrive 20 d	135	07/12→06/15					
xDrive 20 i	135	09/11→06/15					
sDrive 18 d	100	03/09→06/15	←	10/09→		11.0101-5402.2 260009	ATE
xDrive 18 d	100	03/09→06/15	➔	10/09→		11.0101-5402.2 260009	ATE
sDrive 18 i	100	03/09→06/15	←	03/10→		11.0101-5402.2 260009	ATE
↓							












	kW			 	! #		
<b>BMW - X1 (E84) 03/09→06/15</b>							
<b>Führungshülzensatz, Bremsattel</b>							
sDrive 18 i	110	01/10→06/15	➔	03/10→		11.0101-5402.2 260009	ATE
xDrive 23 d	150	10/09→06/15	➔	→ 02/12		11.0101-5402.2 260009	ATE
xDrive 28 i	180	04/11→06/15	➔	03/12→		11.0101-5402.2 260009	ATE
xDrive 28 i Flex	180	04/11→06/15	➔			11.0101-5402.2 260009	ATE
xDrive 25 i	160	01/10→06/15	➔	03/10→ 02/12		11.0101-5402.2 260009	ATE
			➔	03/12→		11.0101-5402.2 260009	ATE
			➔	03/10→		11.0101-5402.2 260009	ATE
xDrive 28 i	190	10/09→06/15	➔			11.0101-6006.2 260098	ATE
			➔			11.0101-5402.2 260009	ATE
<b>Führungsbolzen, Bremsattel</b>							
sDrive 16 d	85	04/12→06/15		07/12→		11.8171-0008.1 990049	ATE
xDrive 25 d	160	10/09→06/15					
sDrive 16 i	105	03/13→06/15				11.8171-0008.1 990049	ATE
sDrive 18 d	105	10/09→06/15					
sDrive 20 d	120	03/10→06/15					
sDrive 20 d	130	10/09→06/15					
sDrive 20 d	135	07/12→06/15					
sDrive 20 i	135	09/11→06/15					
xDrive 18 d	105	10/09→06/15					
xDrive 20 d	120	03/10→06/15					
xDrive 20 d	130	10/09→06/15					
xDrive 20 d	135	07/12→06/15					
xDrive 20 i	135	09/11→06/15					
sDrive 18 d	100	03/09→06/15		10/09→		11.8171-0008.1 990049	ATE
xDrive 18 d	100	03/09→06/15					
sDrive 18 i	100	03/09→06/15		03/10→		11.8171-0008.1 990049	ATE
sDrive 18 i	110	01/10→06/15					
xDrive 23 d	150	10/09→06/15		→ 02/12		11.8171-0008.1 990049	ATE
xDrive 28 i	180	04/11→06/15		03/12→		11.8171-0008.1 990049	ATE
xDrive 28 i Flex	180	04/11→06/15				11.8171-0008.1 990049	ATE
xDrive 25 i	160	01/10→06/15		03/12→		11.8171-0008.1 990049	ATE
				03/10→		11.8171-0008.1 990049	ATE
				03/10→ 02/12		11.8171-0008.1 990049	ATE
xDrive 28 i	190	10/09→06/15				11.8171-0008.1 990049	ATE
						11.8171-0067.1 250153	ATE
			➔			11.8171-0008.1 990049	ATE
<b>Bremsschlauch</b>							
sDrive 16 d	85	04/12→06/15	➔	07/12→	2	24.5125-0555.3 331348	L= 555
			➔	am Bremsattel; 07/12→	2	24.5125-0230.3 331277	L= 230
			➔		2	24.5137-0221.3 331302	L= 221
			➔	07/12→	2	83.7850-0180.3 331054	L= 180
sDrive 16 i	105	03/13→06/15	➔		2	24.5125-0555.3 331348	L= 555
sDrive 18 d	105	10/09→06/15	➔		2	24.5125-0230.3 331277	L= 230
sDrive 20 d	120	03/10→06/15	➔	am Bremsattel	2	24.5137-0221.3 331302	L= 221
sDrive 20 d	130	10/09→06/15	➔		2	83.7850-0180.3 331054	L= 180
sDrive 20 d	135	07/12→06/15	➔		2	24.5125-0555.3 331348	L= 555
sDrive 20 i	135	09/11→06/15	➔		2	24.5125-0230.3 331277	L= 230
sDrive 18 d	100	03/09→06/15	➔	10/09→	2	24.5137-0221.3 331302	L= 221
			➔	am Bremsattel; 10/09→	2	24.5125-0230.3 331277	L= 230
			➔		2	24.5137-0221.3 331302	L= 221
			➔	10/09→	2	83.7850-0180.3 331054	L= 180
sDrive 18 i	100	03/09→06/15	➔	03/10→	2	24.5125-0555.3 331348	L= 555
sDrive 18 i	110	01/10→06/15	➔	am Bremsattel; 03/10→	2	24.5125-0230.3 331277	L= 230
			➔		2	24.5137-0221.3 331302	L= 221
			➔	03/10→	2	83.7850-0180.3 331054	L= 180
xDrive 18 d	100	03/09→06/15	➔	10/09→	2	24.5169-0475.3 331497	L= 475
			➔	am Bremsattel; 10/09→	2	24.5125-0230.3 331277	L= 230
			➔		2	24.5137-0221.3 331302	L= 221
			➔	10/09→	2	83.7850-0180.3 331054	L= 180
xDrive 18 d	105	10/09→06/15	➔		2	24.5169-0475.3 331497	L= 475
xDrive 20 d	120	03/10→06/15	➔		2	24.5125-0230.3 331277	L= 230
xDrive 20 d	130	10/09→06/15	➔	am Bremsattel	2	24.5137-0221.3 331302	L= 221
xDrive 20 d	135	07/12→06/15	➔		2	24.5125-0230.3 331277	L= 230
xDrive 20 i	135	09/11→06/15	➔		2	24.5137-0221.3 331302	L= 221
↓							








	kW			 	! #		
<b>BMW - X1 (E84) 03/09→06/15</b>							
 <b>Bremsschlauch</b>							
xDrive 23 d xDrive 28 i xDrive 28 i xDrive 28 i Flex xDrive 25 d	150 180 190 180 160	10/09→06/15 04/11→06/15 10/09→06/15 04/11→06/15 10/09→06/15	→ → → → ←		2	83.7850-0180.3 331054	L= 180
			←	07/12→	2	24.5169-0475.3 331497	L= 475
			→	am Bremssattel; 07/12→	2	24.5125-0230.3 331277	L= 230
			→			24.5137-0221.3 331302	L= 221
			→	07/12→	2	83.7850-0180.3 331054	L= 180
xDrive 25 i	160	01/10→06/15	←	03/10→	2	24.5169-0475.3 331497	L= 475
			→	am Bremssattel; 03/10→	2	24.5125-0230.3 331277	L= 230
			→			24.5137-0221.3 331302	L= 221
			→	03/10→	2	83.7850-0180.3 331054	L= 180
<b>BMW - X3 (E83) 01/03→12/11</b>							
 <b>Bremssattel</b>							
2.0 d	110	11/03→08/07	←	☐; 08/04→		24.3571-1733.5 240349	ATE Ø 57 - Halter
			←	☐; 08/04→		24.3571-1734.5 240350	ATE Ø 57 - Halter
			→	☐; 08/04→		24.3421-1705.5 240353	ATE Ø 42 - Halter
			→	☐; 08/04→		24.3421-1706.5 240354	ATE Ø 42 - Halter
2.0 d 2.0 i 2.5 si 2.5 si xDrive 3.0 d 3.0 d 3.0 d 3.0 i xDrive 3.0 si xDrive 25 i xDrive 30 d xDrive 30 d	130 110 160 155 150 155 160 170 200 160 155 160	03/07→03/09 07/05→08/08 09/06→08/08 07/06→12/08 01/04→08/05 09/05→08/08 09/05→08/08 01/04→08/06 09/06→08/08 09/08→12/11 09/08→08/10 09/08→08/10	← ← ← → → → → → → → → →	☐ ☐ ☐ ☐ ☐ ☐ ☐ ☐ ☐ ☐ ☐ ☐		24.3571-1733.5 240349 24.3571-1734.5 240350 24.3421-1705.5 240353 24.3421-1706.5 240354	ATE Ø 57 - Halter ATE Ø 57 - Halter ATE Ø 57 - Halter ATE Ø 42 - Halter ATE Ø 42 - Halter ATE Ø 42 - Halter ATE Ø 42 - Halter ATE Ø 42 - Halter ATE Ø 42 - Halter ATE Ø 42 - Halter ATE Ø 42 - Halter ATE Ø 42 - Halter
2.5 i	141	01/04→08/06	←	☐; 03/04→		24.3571-1733.5 240349	ATE Ø 57 - Halter
			←	☐; 03/04→		24.3571-1734.5 240350	ATE Ø 57 - Halter
			→	☐; 03/04→		24.3421-1705.5 240353	ATE Ø 42 - Halter
			→	☐; 03/04→		24.3421-1706.5 240354	ATE Ø 42 - Halter
3.0 sd	210	09/06→08/08	←	☐		24.3601-1713.5 240355	ATE Ø 60 - Halter
			←	☐		24.3601-1714.5 240356	ATE Ø 60 - Halter
			→	☐		24.3421-1705.5 240353	ATE Ø 42 - Halter
			→	☐		24.3421-1706.5 240354	ATE Ø 42 - Halter
xDrive 18 d xDrive 18 d xDrive 20 i xDrive 30 i	100 105 110 200	04/09→12/11 09/08→12/11 09/08→08/11 09/08→12/11	← ← ← →	☐; → 08/10 ☐; → 08/10 ☐; → 08/10 ☐; → 08/10		24.3571-1733.5 240349 24.3571-1734.5 240350 24.3421-1705.5 240353 24.3421-1706.5 240354	ATE Ø 57 - Halter ATE Ø 57 - Halter ATE Ø 57 - Halter ATE Ø 42 - Halter ATE Ø 42 - Halter ATE Ø 42 - Halter ATE Ø 42 - Halter
xDrive 20 d xDrive 20 d	120 130	09/07→08/10 09/07→08/10	← ←	☐; 09/08→ ☐; 09/08→		24.3571-1733.5 240349 24.3571-1734.5 240350	ATE Ø 57 - Halter ATE Ø 57 - Halter
			→	☐; 09/08→		24.3421-1705.5 240353	ATE Ø 42 - Halter
			→	☐; 09/08→		24.3421-1706.5 240354	ATE Ø 42 - Halter
xDrive 35 d	210	09/08→08/11	←	☐; → 08/10		24.3601-1713.5 240355	ATE Ø 60 - Halter
			←	☐; → 08/10		24.3601-1714.5 240356	ATE Ø 60 - Halter
			→	☐; → 08/10		24.3421-1705.5 240353	ATE Ø 42 - Halter
			→	☐; → 08/10		24.3421-1706.5 240354	ATE Ø 42 - Halter
<b>Halter, Bremssattel</b>							
3.0 sd	210	09/06→08/08	←		2	11.8170-0530.1 260115	ATE
xDrive 35 d	210	09/08→08/11	←	→ 08/10	2	11.8170-0530.1 260115	ATE
<b>Feder, Bremssattel</b>							
2.0 d	110	11/03→08/07	←	08/04→	2	11.8116-0273.1 390515	ATE
			→	08/04→	2	11.8116-0296.1 390445	ATE
2.0 d 2.0 i ↓	130 110	03/07→03/09 07/05→08/08	←		2	11.8116-0273.1 390515	ATE









	kW			 	! #		
<b>BMW - X3 (E83) 01/03→12/11</b>							
<b>Feder, Bremssattel</b>							
2.5 si	160	09/06→08/08	➔		2	11.8116-0296.1 390445	ATE
2.5 si xDrive	155	07/06→12/08					
3.0 d	150	01/04→08/05					
3.0 d	155	09/05→08/08					
3.0 d	160	09/05→08/08					
3.0 i xDrive	170	01/04→08/06					
3.0 si	200	09/06→08/08					
xDrive 25 i	160	09/08→12/11					
xDrive 30 d	155	09/08→08/10					
xDrive 30 d	160	09/08→08/10					
2.5 i	141	01/04→08/06	➔	03/04→	2	11.8116-0273.1 390515	ATE
			➔	03/04→	2	11.8116-0296.1 390445	ATE
3.0 sd	210	09/06→08/08	➔		2	11.8116-0290.2 390520	ATE
			➔		2	11.8116-0296.1 390445	ATE
xDrive 18 d	100	04/09→12/11	➔	→ 08/10	2	11.8116-0273.1 390515	ATE
xDrive 18 d	105	09/08→12/11					
xDrive 20 i	110	09/08→08/11	➔	→ 08/10	2	11.8116-0296.1 390445	ATE
xDrive 30 i	200	09/08→12/11					
xDrive 20 d	120	09/07→08/10	➔	09/08→	2	11.8116-0273.1 390515	ATE
xDrive 20 d	130	09/07→08/10	➔	09/08→	2	11.8116-0296.1 390445	ATE
xDrive 35 d	210	09/08→08/11	➔	→ 08/10	2	11.8116-0290.2 390520	ATE
			➔	→ 08/10	2	11.8116-0296.1 390445	ATE
<b>Führungshülzensatz, Bremssattel</b>							
2.0 d	110	11/03→08/07	➔	08/04→		11.0101-5402.2 260009	ATE
			➔	08/04→		11.0101-5402.2 260009	ATE
2.0 d	130	03/07→03/09	➔			11.0101-5402.2 260009	ATE
2.0 i	110	07/05→08/08					
2.5 si	160	09/06→08/08	➔			11.0101-5402.2 260009	ATE
2.5 si xDrive	155	07/06→12/08					
3.0 d	150	01/04→08/05					
3.0 d	155	09/05→08/08					
3.0 d	160	09/05→08/08					
3.0 i xDrive	170	01/04→08/06					
3.0 sd	210	09/06→08/08					
3.0 si	200	09/06→08/08					
xDrive 25 i	160	09/08→12/11					
xDrive 30 d	155	09/08→08/10					
xDrive 30 d	160	09/08→08/10					
2.5 i	141	01/04→08/06	➔	03/04→		11.0101-5402.2 260009	ATE
			➔	03/04→		11.0101-5402.2 260009	ATE
xDrive 18 d	100	04/09→12/11	➔	→ 08/10		11.0101-5402.2 260009	ATE
xDrive 18 d	105	09/08→12/11					
xDrive 20 i	110	09/08→08/11	➔	→ 08/10		11.0101-5402.2 260009	ATE
xDrive 30 i	200	09/08→12/11					
xDrive 35 d	210	09/08→08/11					
xDrive 20 d	120	09/07→08/10	➔	09/08→		11.0101-5402.2 260009	ATE
xDrive 20 d	130	09/07→08/10	➔	09/08→		11.0101-5402.2 260009	ATE
<b>Führungsbolzen, Bremssattel</b>							
2.0 d	110	11/03→08/07	➔	08/04→		11.8171-0008.1 990049	ATE
			➔	08/04→		11.8171-0008.1 990049	ATE
2.0 d	130	03/07→03/09	➔			11.8171-0008.1 990049	ATE
2.0 i	110	07/05→08/08					
2.5 si	160	09/06→08/08	➔			11.8171-0008.1 990049	ATE
2.5 si xDrive	155	07/06→12/08					
3.0 d	150	01/04→08/05					
3.0 d	155	09/05→08/08					
3.0 d	160	09/05→08/08					
3.0 i xDrive	170	01/04→08/06					
3.0 sd	210	09/06→08/08					
3.0 si	200	09/06→08/08					
xDrive 25 i	160	09/08→12/11					
xDrive 30 d	155	09/08→08/10					
xDrive 30 d	160	09/08→08/10					
2.5 i	141	01/04→08/06	➔	03/04→		11.8171-0008.1 990049	ATE
			➔	03/04→		11.8171-0008.1 990049	ATE
xDrive 18 d	100	04/09→12/11	➔	→ 08/10		11.8171-0008.1 990049	ATE
xDrive 18 d	105	09/08→12/11					
xDrive 20 i	110	09/08→08/11	➔	→ 08/10		11.8171-0008.1 990049	ATE
xDrive 30 i	200	09/08→12/11					
xDrive 35 d	210	09/08→08/11					
↓							








	kW				! #		
<b>BMW - X3 (E83) 01/03→12/11</b>							
<b>Führungsbolzen, Bremsattel</b>							
xDrive 20 d	120	09/07→08/10	←	09/08→		11.8171-0008.1 990049	ATE
xDrive 20 d	130	09/07→08/10	→	09/08→		11.8171-0008.1 990049	ATE
<b>Dichtungssatz, Bremsattel</b>							
3.0 sd	210	09/06→08/08	←			11.0441-6007.2 250146	ATE
xDrive 35 d	210	09/08→08/11	←	→ 08/10		11.0441-6007.2 250146	ATE
<b>Bremsschlauch</b>							
2.0 d	110	11/03→08/07	←	08/04→	2	83.7751-0520.3 331052	L= 520
			→	08/04→	2	83.7750-0513.3 331051	L= 513
2.0 d	130	03/07→03/09	←		2	83.7751-0520.3 331052	L= 520
2.0 i	110	07/05→08/08	→		2	83.7750-0513.3 331051	L= 513
2.5 si	160	09/06→08/08					
2.5 si xDrive	155	07/06→12/08					
3.0 d	150	01/04→08/05					
3.0 d	155	09/05→08/08					
3.0 d	160	09/05→08/08					
3.0 i xDrive	170	01/04→08/06					
3.0 si	200	09/06→08/08					
xDrive 25 i	160	09/08→12/11					
xDrive 30 d	155	09/08→08/10					
xDrive 30 d	160	09/08→08/10					
2.5 i	141	01/04→08/06	←	03/04→	2	83.7751-0520.3 331052	L= 520
			→	03/04→	2	83.7750-0513.3 331051	L= 513
3.0 sd	210	09/06→08/08	←		2	83.7751-0553.3 331103	L= 550
			→		2	83.7750-0513.3 331051	L= 513
xDrive 18 d	100	04/09→12/11	←	→ 08/10	2	83.7751-0520.3 331052	L= 520
xDrive 18 d	105	09/08→12/11	→	→ 08/10	2	83.7750-0513.3 331051	L= 513
xDrive 20 i	110	09/08→08/11					
xDrive 30 i	200	09/08→12/11					
xDrive 20 d	120	09/07→08/10	←	09/08→	2	83.7751-0520.3 331052	L= 520
xDrive 20 d	130	09/07→08/10	→	09/08→	2	83.7750-0513.3 331051	L= 513
xDrive 35 d	210	09/08→08/11	←	→ 08/10	2	83.7751-0553.3 331103	L= 550
			→	→ 08/10	2	83.7750-0513.3 331051	L= 513
<b>BMW - X3 (F25) 09/10→</b>							
<b>Bremssattel</b>							
sDrive 18 d	100	08/11→	→			24.6242-1703.5 240794	TRW Ø 42 + EMot / - Halter + FSB
sDrive 18 d	105	08/11→					
sDrive 18 d	110	02/14→	→			24.6242-1704.5 240795	TRW Ø 42 + EMot / - Halter + FSB
sDrive 20 i	125	04/14→08/17					
sDrive 20 i	135	02/14→					
xDrive 20 d	120	09/10→					
xDrive 20 d	135	09/10→					
xDrive 20 d	140	02/14→					
xDrive 20 i	135	09/11→					
xDrive 28 i	190	04/11→					
xDrive 30 d	155	05/11→					
xDrive 30 d	183	04/15→					
xDrive 30 d	190	05/11→					
xDrive 30 d	204	06/16→					
xDrive 30 d	210	04/14→					
xDrive 35 d	230	09/11→					
xDrive 35 i	225	09/10→					
xDrive 28 i	180	08/11→	→	☐; 03/12→		24.6242-1703.5 240794	TRW Ø 42 + EMot / - Halter + FSB
			→	☐; 03/12→		24.6242-1704.5 240795	TRW Ø 42 + EMot / - Halter + FSB
<b>Bremsschlauch</b>							
sDrive 18 d	100	08/11→	←		2	24.5134-0689.3 331558	L= 690
sDrive 18 d	105	08/11→	→		2	24.5169-0276.3 331560	L= 275
sDrive 18 d	110	02/14→					
sDrive 20 i	125	04/14→08/17					
sDrive 20 i	135	02/14→					
xDrive 20 d	120	09/10→					
xDrive 20 d	135	09/10→					
xDrive 20 d	140	02/14→					
xDrive 20 i	135	09/11→					
xDrive 28 i	190	04/11→					
xDrive 30 d	155	05/11→					
xDrive 30 d	183	04/15→					








	kW			 	! #		
<b>BMW - X3 (F25) 09/10→</b>							
 <b>Bremsschlauch</b>							
xDrive 30 d	190	05/11→	←		2	24.5134-0689.3 331558	L= 690
xDrive 30 d	204	06/16→	→				
xDrive 30 d	210	04/14→	→		2	24.5169-0276.3 331560	L= 275
xDrive 35 d	230	09/11→					
xDrive 35 i	225	09/10→					
xDrive 28 i	180	08/11→	←	03/12→	2	24.5134-0689.3 331558	L= 690
			→	03/12→	2	24.5169-0276.3 331560	L= 275
<b>BMW - X4 (F26) 05/13→03/18</b>							
 <b>Bremssattel</b>							
M 40 i	265	12/15→03/18	→	☐		24.6242-1703.5 240794	TRW Ø 42 + EMot / - Halter + FSB
xDrive 20 d	120	04/14→03/18					
xDrive 20 d	140	04/14→03/18	→	☐		24.6242-1704.5 240795	TRW Ø 42 + EMot / - Halter + FSB
xDrive 20 i	135	04/14→03/18					
xDrive 28 i	180	04/14→03/18					
xDrive 30 d	155	04/14→03/18					
xDrive 30 d	183	04/15→03/18					
xDrive 30 d	190	04/14→03/18					
xDrive 30 d	204	04/14→03/18					
xDrive 30 d	210	04/14→03/18					
xDrive 35 d	230	04/14→03/18					
xDrive 35 i	225	04/14→03/18					
 <b>Bremsschlauch</b>							
M 40 i	265	12/15→03/18	←		2	24.5134-0689.3 331558	L= 690
xDrive 20 d	120	04/14→03/18	→				
xDrive 20 d	140	04/14→03/18	→		2	24.5169-0276.3 331560	L= 275
xDrive 20 i	135	04/14→03/18					
xDrive 28 i	180	04/14→03/18					
xDrive 30 d	155	04/14→03/18					
xDrive 30 d	183	04/15→03/18					
xDrive 30 d	190	04/14→03/18					
xDrive 30 d	204	04/14→03/18					
xDrive 30 d	210	04/14→03/18					
xDrive 35 d	230	04/14→03/18					
xDrive 35 i	225	04/14→03/18					
<b>BMW - X5 (E53) 05/00→02/07</b>							
 <b>Bremssattel</b>							
3.0 d	135	05/01→12/03	←	☐; → 09/03		24.3601-1713.5 240355	ATE Ø 60 - Halter
4.4 i	210	05/00→12/03	←	☐; → 09/03		24.3601-1714.5 240356	ATE Ø 60 - Halter
			→	☐; → 09/03		24.3421-9963.5 240669	ATE Ø 42 - Halter
			→	☐; → 09/03		24.3421-9964.5 240670	ATE Ø 42 - Halter
3.0 d	155	09/03→12/06	←	☐; 11/05→		24.3601-1713.5 240355	ATE Ø 60 - Halter
			←	☐; 10/03→ 10/05		24.3601-1713.5 240355	ATE Ø 60 - Halter
			←	☐; 10/03→ 10/05		24.3601-1714.5 240356	ATE Ø 60 - Halter
			←	☐; 11/05→		24.3601-1714.5 240356	ATE Ø 60 - Halter
			→	☐; 10/03→		24.3421-9963.5 240669	ATE Ø 42 - Halter
			→	☐; 10/03→		24.3421-9964.5 240670	ATE Ø 42 - Halter
3.0 d	160	12/03→12/06	←	☐; → 10/05		24.3601-1713.5 240355	ATE Ø 60 - Halter
3.0 i	170	05/00→12/06	←	☐; 11/05→		24.3601-1713.5 240355	ATE Ø 60 - Halter
			←	☐; 11/05→		24.3601-1714.5 240356	ATE Ø 60 - Halter
			←	☐; → 10/05		24.3601-1714.5 240356	ATE Ø 60 - Halter
			→	☐		24.3421-9963.5 240669	ATE Ø 42 - Halter
			→	☐		24.3421-9964.5 240670	ATE Ø 42 - Halter
4.4 i	235	12/03→09/06	←	☐; 11/05→; nicht für Sonderfahrzeuge		24.3601-1713.5 240355	ATE Ø 60 - Halter
			←	☐; → 10/05; nicht für Sonderfahrzeuge		24.3601-1713.5 240355	ATE Ø 60 - Halter
			←	☐; → 10/05; nicht für Sonderfahrzeuge		24.3601-1714.5 240356	ATE Ø 60 - Halter
			←	☐; 11/05→; nicht für Sonderfahrzeuge		24.3601-1714.5 240356	ATE Ø 60 - Halter
			→	☐		24.3421-9937.5 240563	Ø 42 - Halter
			→	☐		24.3421-9938.5 240564	Ø 42 - Halter
4.6 is	255	02/02→12/03	→	☐; → 09/03		24.3421-9937.5 240563	Ø 42 - Halter
			→	☐; → 09/03		24.3421-9938.5 240564	Ø 42 - Halter
4.8 is	265	04/04→09/06	→	☐		24.3421-9937.5 240563	Ø 42 - Halter
↓							








	kW			 	! #		
<b>BMW - X5 (E53) 05/00→02/07</b>							
<b>Bremssattel</b>							
4.8 is	265	04/04→09/06	➡	☐		24.3421-9938.5 240564	Ø 42 - Halter
<b>Halter, Bremssattel</b>							
3.0 d 4.4 i	135 210	05/01→12/03 05/00→12/03	←	→ 09/03		11.8170-0530.1 260115	ATE
3.0 d	155	09/03→12/06	←	10/03→ 10/05		11.8170-0530.1 260115	ATE
			←	11/05→		11.8170-0530.1 260115	ATE
3.0 d 3.0 i	160 170	12/03→12/06 05/00→12/06	←	11/05→		11.8170-0530.1 260115	ATE
			←	→ 10/05		11.8170-0530.1 260115	ATE
4.4 i	235	12/03→09/06	←	→ 10/05; nicht für Sonderfahrzeuge		11.8170-0530.1 260115	ATE
			←	11/05→; nicht für Sonderfahrzeuge		11.8170-0530.1 260115	ATE
<b>Feder, Bremssattel</b>							
3.0 d 4.4 i	135 210	05/01→12/03 05/00→12/03	←	→ 09/03	2	11.8116-0290.2 390520	ATE
			➡	→ 09/03	2	11.8116-0296.1 390445	ATE
3.0 d	155	09/03→12/06	←	11/05→	2	11.8116-0290.2 390520	ATE
			←	10/03→ 10/05	2	11.8116-0290.2 390520	ATE
			➡	10/03→	2	11.8116-0296.1 390445	ATE
3.0 d 3.0 i	160 170	12/03→12/06 05/00→12/06	←	11/05→	2	11.8116-0290.2 390520	ATE
			←	→ 10/05	2	11.8116-0290.2 390520	ATE
			➡		2	11.8116-0296.1 390445	ATE
4.4 i	235	12/03→09/06	←	→ 10/05; nicht für Sonderfahrzeuge	2	11.8116-0290.2 390520	ATE
			←	11/05→; nicht für Sonderfahrzeuge	2	11.8116-0290.2 390520	ATE
			←	für Sonderfahrzeuge	2	11.8116-0334.2 390475	ATE
			➡		2	11.8116-0296.1 390445	ATE
4.6 is	255	02/02→12/03	←	→ 09/03	2	11.8116-0334.2 390475	ATE
			➡	→ 09/03	2	11.8116-0296.1 390445	ATE
4.8 is	265	04/04→09/06	←		2	11.8116-0334.2 390475	ATE
			➡		2	11.8116-0296.1 390445	ATE
<b>Führungshülensatz, Bremssattel</b>							
3.0 d 4.4 i	135 210	05/01→12/03 05/00→12/03	←	→ 09/03		11.0101-5402.2 260009	ATE
			➡	→ 09/03		11.0101-5402.2 260009	ATE
3.0 d	155	09/03→12/06	←	10/03→ 10/05		11.0101-5402.2 260009	ATE
			←	11/05→		11.0101-5402.2 260009	ATE
			➡	10/03→		11.0101-5402.2 260009	ATE
3.0 d 3.0 i	160 170	12/03→12/06 05/00→12/06	←	11/05→		11.0101-5402.2 260009	ATE
			←	→ 10/05		11.0101-5402.2 260009	ATE
			➡			11.0101-5402.2 260009	ATE
4.4 i	235	12/03→09/06	←	11/05→; nicht für Sonderfahrzeuge		11.0101-5402.2 260009	ATE
			←	→ 10/05; nicht für Sonderfahrzeuge		11.0101-5402.2 260009	ATE
			←	für Sonderfahrzeuge		11.0101-5706.2 260097	ATE
			➡			11.0101-5402.2 260009	ATE
4.6 is	255	02/02→12/03	←	→ 09/03		11.0101-5706.2 260097	ATE
			➡	→ 09/03		11.0101-5402.2 260009	ATE
4.8 is	265	04/04→09/06	←			11.0101-5706.2 260097	ATE
			➡			11.0101-5402.2 260009	ATE
<b>Führungsbolzen, Bremssattel</b>							
3.0 d 4.4 i	135 210	05/01→12/03 05/00→12/03	←	→ 09/03		11.8171-0008.1 990049	ATE
			➡	→ 09/03		11.8171-0008.1 990049	ATE
3.0 d	155	09/03→12/06	←	10/03→ 10/05		11.8171-0008.1 990049	ATE
			←	11/05→		11.8171-0008.1 990049	ATE
			➡	10/03→		11.8171-0008.1 990049	ATE
3.0 d 3.0 i	160 170	12/03→12/06 05/00→12/06	←	11/05→		11.8171-0008.1 990049	ATE
↓							








	kW				! #		
<b>BMW - X5 (E53) 05/00→02/07</b>							
<b>Führungsbolzen, Bremsattel</b>							
3.0 d	160	12/03→12/06	←	→ 10/05		11.8171-0008.1	990049 ATE
3.0 i	170	05/00→12/06	→			11.8171-0008.1	990049 ATE
4.4 i	235	12/03→09/06	←	→ 10/05; nicht für Sonderfahrzeuge		11.8171-0008.1	990049 ATE
			←	11/05→; nicht für Sonderfahrzeuge		11.8171-0008.1	990049 ATE
			←	für Sonderfahrzeuge		11.8171-0067.1	250153 ATE
			→			11.8171-0008.1	990049 ATE
4.6 is	255	02/02→12/03	←	→ 09/03		11.8171-0067.1	250153 ATE
			→	→ 09/03		11.8171-0008.1	990049 ATE
4.8 is	265	04/04→09/06	←			11.8171-0067.1	250153 ATE
			→			11.8171-0008.1	990049 ATE
<b>Dichtungssatz, Bremsattel</b>							
3.0 d	135	05/01→12/03	←	→ 09/03		11.0441-6003.2	250037
4.4 i	210	05/00→12/03					
3.0 d	155	09/03→12/06	←	10/03→ 10/05		11.0441-6003.2	250037
			←	11/05→		11.0441-6007.2	250146 ATE
3.0 d	160	12/03→12/06	←	→ 10/05		11.0441-6003.2	250037
			←	11/05→		11.0441-6007.2	250146 ATE
4.4 i	235	12/03→09/06	←	→ 10/05; nicht für Sonderfahrzeuge		11.0441-6003.2	250037
			←	11/05→; nicht für Sonderfahrzeuge		11.0441-6007.2	250146 ATE
<b>Bremsschlauch</b>							
3.0 d	135	05/01→12/03	←	→ 09/03	2	24.5169-0480.3	331508 L= 480
4.4 i	210	05/00→12/03					
4.6 is	255	02/02→12/03	→	☐; → 09/03		24.5157-0272.3	331304 L1= 272 L2= 160 mit Rohrleitung
			→	☐; → 09/03		24.5157-0273.3	331305 L1= 272 L2= 160 mit Rohrleitung
3.0 d	155	09/03→12/06	←	10/03→	2	24.5169-0480.3	331508 L= 480
			→	☐; 10/03→		24.5157-0272.3	331304 L1= 272 L2= 160 mit Rohrleitung
			→	☐; 10/03→		24.5157-0273.3	331305 L1= 272 L2= 160 mit Rohrleitung
3.0 d	160	12/03→12/06	←		2	24.5169-0480.3	331508 L= 480
			→	☐		24.5157-0272.3	331304 L1= 272 L2= 160 mit Rohrleitung
4.4 i	235	12/03→09/06	→				
4.8 is	265	04/04→09/06	→			24.5157-0273.3	331305 L1= 272 L2= 160 mit Rohrleitung
<b>BMW - X5 (E70) 02/06→07/13</b>							
<b>Feder, Bremsattel</b>							
3.0 d	155	02/07→09/08			2	11.8116-0330.1	390472 ATE
3.0 d	173	02/07→09/08					
4.8 i xDrive	261	02/07→09/08					
xDrive 30 d	155	10/08→07/13					
xDrive 30 d	173	10/08→03/10					
xDrive 30 i	171	09/08→12/10					
xDrive 30 i	200	09/08→03/10					
xDrive 35 d	210	09/08→06/13					
xDrive 35 i	225	09/10→06/13					
xDrive 35 i	235	02/12→06/13					
xDrive 40 d	225	09/10→06/13					
xDrive 40 i	225	01/12→06/13					
xDrive 48 i	261	09/08→06/13					
3.0 sd	210	10/07→03/10		→ 09/09	2	11.8116-0330.1	390472 ATE
				10/09→	2	11.8116-0330.1	390472 ATE
3.0 si	200	02/06→09/08		01/07→	2	11.8116-0330.1	390472 ATE
M 50 d	280	08/11→06/13		06/12→	2	11.8116-0330.1	390472 ATE
			←	06/12→	2	11.8116-0008.2	390603 ATE
xDrive 30 d	180	04/10→07/13		09/10→	2	11.8116-0330.1	390472 ATE
xDrive 50 i	300	07/09→06/13		03/10→	2	11.8116-0330.1	390472 ATE
			←	03/10→; nicht für gepanzerte Fahrzeuge	2	11.8116-0008.2	390603 ATE
<b>Führungshülzensatz, Bremsattel</b>							
3.0 d	155	02/07→09/08	←			11.0101-5402.2	260009 ATE
3.0 d	173	02/07→09/08					
xDrive 30 d	155	10/08→07/13	→			11.0101-5402.2	260009 ATE
xDrive 30 d	173	10/08→03/10					
xDrive 30 i	171	09/08→12/10					
xDrive 30 i	200	09/08→03/10					
↓							










	kW			 	! #		
<b>BMW - X5 (E70) 02/06→07/13</b>							
<b>Führungshülzensatz, Bremssattel</b>							
xDrive 35 d	210	09/08→06/13	←			11.0101-5402.2 260009	ATE
xDrive 35 i	225	09/10→06/13	→			11.0101-5402.2 260009	ATE
xDrive 35 i	235	02/12→06/13	→			11.0101-5402.2 260009	ATE
xDrive 40 d	225	09/10→06/13	→			11.0101-5402.2 260009	ATE
xDrive 40 i	225	01/12→06/13	→			11.0101-5402.2 260009	ATE
3.0 sd	210	10/07→03/10	←	10/08→		11.0101-5402.2 260009	ATE
			←	→ 09/08		11.0101-7003.2 260124	ATE
			→	→ 09/09		11.0101-5402.2 260009	ATE
			→	10/09→		11.0101-5402.2 260009	ATE
3.0 si	200	02/06→09/08	←	01/07→		11.0101-5402.2 260009	ATE
			→	01/07→		11.0101-5402.2 260009	ATE
4.8 i xDrive xDrive 48 i	261	02/07→09/08 09/08→06/13	←			11.0101-5402.2 260009	ATE
			→			11.0101-7003.2 260124	ATE
			→			11.0101-5402.2 260009	ATE
M 50 d	280	08/11→06/13	→	06/12→		11.0101-5402.2 260009	ATE
xDrive 30 d	180	04/10→07/13	←	09/10→		11.0101-5402.2 260009	ATE
			→	09/10→		11.0101-5402.2 260009	ATE
xDrive 50 i	300	07/09→06/13	←	03/10→; für gepanzerte Fahrzeuge		11.0101-7003.2 260124	ATE
			→	03/10→		11.0101-5402.2 260009	ATE
<b>Führungsbolzen, Bremssattel</b>							
3.0 d	155	02/07→09/08				11.8171-0008.1 990049	ATE
3.0 d	173	02/07→09/08				11.8171-0008.1 990049	ATE
xDrive 30 d	155	10/08→07/13				11.8171-0008.1 990049	ATE
xDrive 30 d	173	10/08→03/10				11.8171-0008.1 990049	ATE
xDrive 30 i	171	09/08→12/10				11.8171-0008.1 990049	ATE
xDrive 30 i	200	09/08→03/10				11.8171-0008.1 990049	ATE
xDrive 35 d	210	09/08→06/13				11.8171-0008.1 990049	ATE
xDrive 35 i	225	09/10→06/13				11.8171-0008.1 990049	ATE
xDrive 35 i	235	02/12→06/13				11.8171-0008.1 990049	ATE
xDrive 40 d	225	09/10→06/13				11.8171-0008.1 990049	ATE
xDrive 40 i	225	01/12→06/13				11.8171-0008.1 990049	ATE
3.0 sd	210	10/07→03/10		→ 09/09		11.8171-0008.1 990049	ATE
				10/09→		11.8171-0008.1 990049	ATE
				10/08→		11.8171-0008.1 990049	ATE
				→ 09/08		11.8171-0096.1 250155	ATE
3.0 si	200	02/06→09/08		01/07→		11.8171-0008.1 990049	ATE
4.8 i xDrive xDrive 48 i	261	02/07→09/08 09/08→06/13				11.8171-0008.1 990049	ATE
						11.8171-0096.1 250155	ATE
M 50 d	280	08/11→06/13		06/12→		11.8171-0008.1 990049	ATE
xDrive 30 d	180	04/10→07/13		09/10→		11.8171-0008.1 990049	ATE
xDrive 50 i	300	07/09→06/13		03/10→		11.8171-0008.1 990049	ATE
				03/10→; für gepanzerte Fahrzeuge		11.8171-0096.1 250155	ATE
<b>Dichtungssatz, Bremssattel</b>							
3.0 d	155	02/07→09/08	←			11.0441-6008.2 250038	ATE für Kolben-Ø [mm]: 60
3.0 d	173	02/07→09/08	←			11.0441-6008.2 250038	ATE für Kolben-Ø [mm]: 60
4.8 i xDrive	261	02/07→09/08	←			11.0441-6008.2 250038	ATE für Kolben-Ø [mm]: 60
xDrive 30 d	155	10/08→07/13	←			11.0441-6008.2 250038	ATE für Kolben-Ø [mm]: 60
xDrive 30 d	173	10/08→03/10	←			11.0441-6008.2 250038	ATE für Kolben-Ø [mm]: 60
xDrive 30 i	171	09/08→12/10	←			11.0441-6008.2 250038	ATE für Kolben-Ø [mm]: 60
xDrive 30 i	200	09/08→03/10	←			11.0441-6008.2 250038	ATE für Kolben-Ø [mm]: 60
xDrive 35 d	210	09/08→06/13	←			11.0441-6008.2 250038	ATE für Kolben-Ø [mm]: 60
xDrive 35 i	225	09/10→06/13	←			11.0441-6008.2 250038	ATE für Kolben-Ø [mm]: 60
xDrive 35 i	235	02/12→06/13	←			11.0441-6008.2 250038	ATE für Kolben-Ø [mm]: 60
xDrive 40 d	225	09/10→06/13	←			11.0441-6008.2 250038	ATE für Kolben-Ø [mm]: 60
xDrive 40 i	225	01/12→06/13	←			11.0441-6008.2 250038	ATE für Kolben-Ø [mm]: 60
xDrive 48 i	261	09/08→06/13	←			11.0441-6008.2 250038	ATE für Kolben-Ø [mm]: 60
3.0 sd	210	10/07→03/10	←	10/08→		11.0441-6008.2 250038	ATE für Kolben-Ø [mm]: 60
3.0 si	200	02/06→09/08	←	01/07→		11.0441-6008.2 250038	ATE für Kolben-Ø [mm]: 60
xDrive 30 d	180	04/10→07/13	←	09/10→		11.0441-6008.2 250038	ATE für Kolben-Ø [mm]: 60
<b>Bremsschlauch</b>							
3.0 d	155	02/07→09/08	←		2	83.6151-0602.3 330893	L= 600
3.0 d	173	02/07→09/08	→	am Bremssattel; 05/07→	2	83.6150-0436.3 330890	L= 435
4.8 i xDrive	261	02/07→09/08	→	am Bremssattel; → 04/07	2	83.6150-0436.3 330890	L= 435
↓							









	kW			 	! #		
<b>BMW - X5 (E70) 02/06→07/13</b>							
<b>Bremsschlauch</b>							
3.0 d	155	02/07→09/08	➔	→ 04/07	2	83.6255-0200.3 330896	L= 200
3.0 d	173	02/07→09/08	➔	☐; 05/07→		83.7827-0245.3 331113	L= 245
4.8 i xDrive	261	02/07→09/08	➔	☐; 05/07→		83.7850-0205.3 331115	L= 205
3.0 sd	210	10/07→03/10	➔	→ 09/08	2	83.6151-0602.3 330893	L= 600
			➔	am Bremssattel; → 09/08	2	83.6150-0436.3 330890	L= 435
			➔	☐; → 09/08		83.7827-0245.3 331113	L= 245
			➔	☐; → 09/08		83.7850-0205.3 331115	L= 205
3.0 si	200	02/06→09/08	➔	01/07→	2	83.6151-0602.3 330893	L= 600
			➔	am Bremssattel; 01/07→ 04/07	2	83.6150-0436.3 330890	L= 435
			➔	am Bremssattel; 05/07→	2	83.6150-0436.3 330890	L= 435
			➔	01/07→ 04/07	2	83.6255-0200.3 330896	L= 200
			➔	☐; 05/07→		83.7827-0245.3 331113	L= 245
			➔	☐; 05/07→		83.7850-0205.3 331115	L= 205
M	408	09/09→06/13	➔		2	83.6151-0602.3 330893	L= 600
xDrive 30 d	155	10/08→07/13	➔	am Bremssattel	2	83.6150-0436.3 330890	L= 435
xDrive 30 d	173	10/08→03/10	➔			83.7827-0245.3 331113	L= 245
xDrive 30 i	171	09/08→12/10	➔	☐		83.7850-0205.3 331115	L= 205
xDrive 30 i	200	09/08→03/10	➔				
xDrive 35 d	210	09/08→06/13	➔	☐			
xDrive 35 i	225	09/10→06/13	➔				
xDrive 35 i	235	02/12→06/13	➔				
xDrive 40 d	225	09/10→06/13	➔				
xDrive 40 i	225	01/12→06/13	➔				
xDrive 48 i	261	09/08→06/13	➔				
M 50 d	280	08/11→06/13	➔	06/12→	2	83.6151-0602.3 330893	L= 600
			➔	am Bremssattel; 06/12→	2	83.6150-0436.3 330890	L= 435
			➔	☐; 06/12→		83.7827-0245.3 331113	L= 245
			➔	☐; 06/12→		83.7850-0205.3 331115	L= 205
xDrive 30 d	180	04/10→07/13	➔	09/10→	2	83.6151-0602.3 330893	L= 600
			➔	am Bremssattel; 09/10→	2	83.6150-0436.3 330890	L= 435
			➔	☐; 09/10→		83.7827-0245.3 331113	L= 245
			➔	☐; 09/10→		83.7850-0205.3 331115	L= 205
xDrive 50 i	300	07/09→06/13	➔	03/10→	2	83.6151-0602.3 330893	L= 600
			➔	am Bremssattel; 03/10→	2	83.6150-0436.3 330890	L= 435
			➔	☐; 03/10→		83.7827-0245.3 331113	L= 245
			➔	☐; 03/10→		83.7850-0205.3 331115	L= 205
<b>BMW - X5 (F15, F85) 06/12→10/18</b>							
<b>Feder, Bremssattel</b>							
M 50 d	280	07/13→		08/13→	2	11.8116-0008.2 390603	ATE
xDrive 50 i	330	07/13→				11.8116-0330.1 390472	ATE
sDrive 25 d	155	11/13→			2	11.8116-0330.1 390472	ATE
sDrive 25 d	160	11/13→					
sDrive 25 d	170	07/15→					
xDrive 25 d	155	11/13→					
xDrive 25 d	160	11/13→					
xDrive 25 d	170	07/15→					
xDrive 25 d	160	04/14→					
xDrive 30 d	183	04/15→					
xDrive 30 d	204	11/13→					
xDrive 35 i	225	11/13→					
xDrive 35 i	240	11/13→					
xDrive 40 d	230	12/13→					
xDrive 40e	155	09/15→					
xDrive 40e	180	09/15→					
xDrive 40e	205	09/15→					
xDrive 40e	230	09/15→					
xDrive 30 d	190	07/13→		08/13→	2	11.8116-0330.1 390472	ATE
xDrive 30 d	210	07/13→					
<b>Führungshülzensatz, Bremssattel</b>							
M 50 d	280	07/13→	➔	08/13→		11.0101-7003.2 260124	ATE
xDrive 50 i	330	07/13→	➔				
sDrive 25 d	155	11/13→	➔			11.0101-5402.2 260009	ATE
sDrive 25 d	160	11/13→	➔				
sDrive 25 d	170	07/15→	➔			11.0101-5402.2 260009	ATE
↓							

	kW			 	! #		
<b>BMW - X5 (F15, F85) 06/12→10/18</b>							
<b>Führungshülzensatz, Bremsattel</b>							
xDrive 25 d	155	11/13→	←			11.0101-5402.2 260009	ATE
xDrive 25 d	160	11/13→					
xDrive 25 d	170	07/15→	→			11.0101-5402.2 260009	ATE
xDrive 25 d	160	04/14→					
xDrive 30 d	183	04/15→					
xDrive 30 d	204	11/13→					
xDrive 40e	155	09/15→					
xDrive 40e	180	09/15→					
xDrive 40e	205	09/15→					
xDrive 40e	230	09/15→					
xDrive 30 d	190	07/13→	←	08/13→		11.0101-5402.2 260009	ATE
xDrive 30 d	210	07/13→	→	08/13→		11.0101-5402.2 260009	ATE
xDrive 35 i	225	11/13→	←			11.0101-5402.2 260009	ATE
xDrive 35 i	240	11/13→					
xDrive 40 d	230	12/13→					
<b>Führungsbolzen, Bremsattel</b>							
M 50 d	280	07/13→		08/13→		11.8171-0008.1 990049	ATE
xDrive 50 i	330	07/13→				11.8171-0096.1 250155	ATE
sDrive 25 d	155	11/13→				11.8171-0008.1 990049	ATE
sDrive 25 d	160	11/13→					
sDrive 25 d	170	07/15→					
xDrive 25 d	155	11/13→					
xDrive 25 d	160	11/13→					
xDrive 25 d	170	07/15→					
xDrive 25 d	160	04/14→					
xDrive 30 d	183	04/15→					
xDrive 30 d	204	11/13→					
xDrive 35 i	225	11/13→					
xDrive 35 i	240	11/13→					
xDrive 40 d	230	12/13→					
xDrive 40e	155	09/15→					
xDrive 40e	180	09/15→					
xDrive 40e	205	09/15→					
xDrive 40e	230	09/15→					
xDrive 30 d	190	07/13→		08/13→		11.8171-0008.1 990049	ATE
xDrive 30 d	210	07/13→					
<b>Dichtungssatz, Bremsattel</b>							
M 50 d	280	07/13→	←	08/13→		11.0441-6008.2 250038	ATE für Kolben-Ø [mm]: 60
xDrive 30 d	190	07/13→					
xDrive 30 d	210	07/13→					
xDrive 50 i	330	07/13→					
sDrive 25 d	155	11/13→	←			11.0441-6008.2 250038	ATE für Kolben-Ø [mm]: 60
sDrive 25 d	160	11/13→					
sDrive 25 d	170	07/15→					
xDrive 25 d	155	11/13→					
xDrive 25 d	160	11/13→					
xDrive 25 d	170	07/15→					
xDrive 25 d	160	04/14→					
xDrive 30 d	183	04/15→					
xDrive 30 d	204	11/13→					
xDrive 35 i	225	11/13→					
xDrive 35 i	240	11/13→					
xDrive 40 d	230	12/13→					
xDrive 40e	155	09/15→					
xDrive 40e	180	09/15→					
xDrive 40e	205	09/15→					
xDrive 40e	230	09/15→					
<b>Bremsschlauch</b>							
xDrive 40e	155	09/15→	→			83.7827-0245.3 331113	L= 245
xDrive 40e	180	09/15→					
xDrive 40e	205	09/15→	→			83.7850-0205.3 331115	L= 205
xDrive 40e	230	09/15→					
<b>BMW - X6 (E71, E72) 06/07→06/14</b>							
<b>Feder, Bremsattel</b>							
ActiveHybrid	357	01/09→10/11		10/10→	2	11.8116-0330.1 390472	ATE
ActiveHybrid xDrive	300	01/09→10/11	←	10/10→	2	11.8116-0008.2 390603	ATE
M 50 d	280	08/11→06/14		06/12→	2	11.8116-0330.1 390472	ATE
			←	06/12→	2	11.8116-0008.2 390603	ATE
xDrive 30 d	155	07/09→06/14			2	11.8116-0330.1 390472	ATE
xDrive 30 d	173	09/07→06/14		09/08→	2	11.8116-0330.1 390472	ATE
xDrive 30 d	180	04/09→06/14		09/10→	2	11.8116-0330.1 390472	ATE
xDrive 35 d	210	06/07→03/10		09/08→ 09/09	2	11.8116-0330.1 390472	ATE
↓							







































	kW			 	! #		
<b>BMW - X6 (E71, E72) 06/07→06/14</b>							
<b>Feder, Bremssattel</b>							
xDrive 35 i	224	01/08→06/14		10/09→	2	11.8116-0330.1	390472 ATE
xDrive 35 i	225	06/07→06/14					
xDrive 35 i	240	06/07→03/10					
xDrive 35 i	235	07/09→06/14		→ 09/09	2	11.8116-0330.1	390472 ATE
				10/09→	2	11.8116-0330.1	390472 ATE
xDrive 40 d	225	07/09→06/14		10/10→	2	11.8116-0330.1	390472 ATE
xDrive 50 i	300	10/07→06/14		09/08→ 09/09	2	11.8116-0330.1	390472 ATE
xDrive 50 i	330	10/07→06/14		10/09→	2	11.8116-0330.1	390472 ATE
			←	09/08→	2	11.8116-0008.2	390603 ATE
<b>Führungshülzensatz, Bremssattel</b>							
ActiveHybrid	357	01/09→10/11	←	10/10→		11.0101-7003.2	260124 ATE
ActiveHybrid xDrive	300	01/09→10/11	→	10/10→		11.0101-5402.2	260009 ATE
M 50 d	280	08/11→06/14	←	06/12→		11.0101-7003.2	260124 ATE
			→	06/12→		11.0101-5402.2	260009 ATE
xDrive 30 d	155	07/09→06/14	←			11.0101-5402.2	260009 ATE
			→			11.0101-5402.2	260009 ATE
xDrive 30 d	173	09/07→06/14	←	11/08→		11.0101-5402.2	260009 ATE
			←	09/08→ 10/08		11.0101-7003.2	260124 ATE
			→	09/08→		11.0101-5402.2	260009 ATE
xDrive 30 d	180	04/09→06/14	←	09/10→		11.0101-5402.2	260009 ATE
			→	09/10→		11.0101-5402.2	260009 ATE
xDrive 35 d	210	06/07→03/10	←	11/08→		11.0101-5402.2	260009 ATE
xDrive 35 i	224	01/08→06/14	←	09/08→ 10/08		11.0101-7003.2	260124 ATE
xDrive 35 i	225	06/07→06/14	←				
xDrive 35 i	240	06/07→03/10	→	09/08→ 09/09		11.0101-5402.2	260009 ATE
			→	10/09→		11.0101-5402.2	260009 ATE
xDrive 35 i	235	07/09→06/14	←			11.0101-5402.2	260009 ATE
			→	→ 09/09		11.0101-5402.2	260009 ATE
			→	10/09→		11.0101-5402.2	260009 ATE
xDrive 40 d	225	07/09→06/14	←	10/10→		11.0101-5402.2	260009 ATE
			→	10/10→		11.0101-5402.2	260009 ATE
xDrive 50 i	300	10/07→06/14	←	09/08→		11.0101-7003.2	260124 ATE
xDrive 50 i	330	10/07→06/14	→	09/08→ 09/09		11.0101-5402.2	260009 ATE
			→	10/09→		11.0101-5402.2	260009 ATE
<b>Führungsbolzen, Bremssattel</b>							
ActiveHybrid	357	01/09→10/11		10/10→		11.8171-0008.1	990049 ATE
ActiveHybrid xDrive	300	01/09→10/11				11.8171-0096.1	250155 ATE
M 50 d	280	08/11→06/14		06/12→		11.8171-0008.1	990049 ATE
						11.8171-0096.1	250155 ATE
xDrive 30 d	155	07/09→06/14				11.8171-0008.1	990049 ATE
xDrive 30 d	173	09/07→06/14		11/08→		11.8171-0008.1	990049 ATE
				09/08→		11.8171-0008.1	990049 ATE
				09/08→ 10/08		11.8171-0096.1	250155 ATE
xDrive 30 d	180	04/09→06/14		09/10→		11.8171-0008.1	990049 ATE
xDrive 35 d	210	06/07→03/10		10/09→		11.8171-0008.1	990049 ATE
xDrive 35 i	224	01/08→06/14		11/08→		11.8171-0008.1	990049 ATE
xDrive 35 i	225	06/07→06/14					
xDrive 35 i	240	06/07→03/10		09/08→ 09/09		11.8171-0008.1	990049 ATE
				09/08→ 10/08		11.8171-0096.1	250155 ATE
xDrive 35 i	235	07/09→06/14		10/09→		11.8171-0008.1	990049 ATE
				→ 09/09		11.8171-0008.1	990049 ATE
						11.8171-0008.1	990049 ATE
xDrive 40 d	225	07/09→06/14		10/10→		11.8171-0008.1	990049 ATE
xDrive 50 i	300	10/07→06/14		10/09→		11.8171-0008.1	990049 ATE
xDrive 50 i	330	10/07→06/14		09/08→ 09/09		11.8171-0008.1	990049 ATE
				09/08→		11.8171-0096.1	250155 ATE
<b>Dichtungssatz, Bremssattel</b>							
ActiveHybrid	357	01/09→10/11	←	10/10→		11.0441-6008.2	250038 ATE für Kolben-Ø [mm]: 60
↓							








	kW			 	! #		
<b>BMW - X6 (E71, E72) 06/07→06/14</b>							
<b>Dichtungssatz, Bremssattel</b>							
ActiveHybrid xDrive xDrive 40 d	300 225	01/09→10/11 07/09→06/14	←	10/10→		11.0441-6008.2 250038	ATE für Kolben-Ø [mm]: 60
M 50 d	280	08/11→06/14	←	06/12→		11.0441-6008.2 250038	ATE für Kolben-Ø [mm]: 60
xDrive 30 d xDrive 35 i	155 235	07/09→06/14 07/09→06/14	←			11.0441-6008.2 250038	ATE für Kolben-Ø [mm]: 60
xDrive 30 d xDrive 35 d xDrive 35 i xDrive 35 i xDrive 35 i	173 210 224 225 240	09/07→06/14 06/07→03/10 01/08→06/14 06/07→06/14 06/07→03/10	←	11/08→		11.0441-6008.2 250038	ATE für Kolben-Ø [mm]: 60
xDrive 30 d	180	04/09→06/14	←	09/10→		11.0441-6008.2 250038	ATE für Kolben-Ø [mm]: 60
xDrive 50 i xDrive 50 i	300 330	10/07→06/14 10/07→06/14	←	09/08→		11.0441-6008.2 250038	ATE für Kolben-Ø [mm]: 60
<b>Bremsschlauch</b>							
ActiveHybrid ActiveHybrid xDrive xDrive 40 d	357 300 225	01/09→10/11 01/09→10/11 07/09→06/14	←	10/10→	2	83.6151-0602.3 330893	L= 600
			→	am Bremssattel; 10/10→	2	83.6150-0436.3 330890	L= 435
			→	☐; 10/10→		83.7827-0245.3 331113	L= 245
			→	☐; 10/10→		83.7850-0205.3 331115	L= 205
M	408	07/08→06/14	←	09/09→	2	83.6151-0602.3 330893	L= 600
			→	am Bremssattel; 09/09→	2	83.6150-0436.3 330890	L= 435
			→	☐; 09/09→		83.7827-0245.3 331113	L= 245
			→	☐; 09/09→		83.7850-0205.3 331115	L= 205
M 50 d	280	08/11→06/14	←	06/12→	2	83.6151-0602.3 330893	L= 600
			→	am Bremssattel; 06/12→	2	83.6150-0436.3 330890	L= 435
			→	☐; 06/12→		83.7827-0245.3 331113	L= 245
			→	☐; 06/12→		83.7850-0205.3 331115	L= 205
xDrive 30 d xDrive 35 i	155 235	07/09→06/14 07/09→06/14	←		2	83.6151-0602.3 330893	L= 600
			→	am Bremssattel	2	83.6150-0436.3 330890	L= 435
			→	☐		83.7827-0245.3 331113	L= 245
			→	☐		83.7850-0205.3 331115	L= 205
xDrive 30 d xDrive 35 d xDrive 35 i xDrive 35 i xDrive 35 i xDrive 50 i xDrive 50 i	173 210 224 225 240 300 330	09/07→06/14 06/07→03/10 01/08→06/14 06/07→06/14 06/07→03/10 10/07→06/14 10/07→06/14	←	09/08→	2	83.6151-0602.3 330893	L= 600
			→	am Bremssattel; 09/08→	2	83.6150-0436.3 330890	L= 435
			→	☐; 09/08→		83.7827-0245.3 331113	L= 245
			→	☐; 09/08→		83.7850-0205.3 331115	L= 205
xDrive 30 d	180	04/09→06/14	←	09/10→	2	83.6151-0602.3 330893	L= 600
			→	am Bremssattel; 09/10→	2	83.6150-0436.3 330890	L= 435
			→	☐; 09/10→		83.7827-0245.3 331113	L= 245
			→	☐; 09/10→		83.7850-0205.3 331115	L= 205
<b>BMW - X6 (F16, F86) 08/14→</b>							
<b>Feder, Bremssattel</b>							
M 50 d xDrive 50 i	280 330	08/14→ 08/14→			2	11.8116-0008.2 390603	ATE
						11.8116-0330.1 390472	ATE
xDrive 30 d xDrive 30 d xDrive 30 d xDrive 30 d xDrive 35 i xDrive 35 i xDrive 40 d	155 183 190 204 225 240 230	08/14→ 12/15→ 08/14→ 02/15→ 12/14→ 02/15→ 12/14→			2	11.8116-0330.1 390472	ATE
<b>Führungshülensatz, Bremssattel</b>							
M 50 d xDrive 50 i	280 330	08/14→ 08/14→	←			11.0101-7003.2 260124	ATE
			→			11.0101-5402.2 260009	ATE
xDrive 30 d xDrive 30 d xDrive 30 d xDrive 30 d xDrive 35 i xDrive 35 i xDrive 40 d ↓	155 183 190 204 225 240 230	08/14→ 12/15→ 08/14→ 02/15→ 12/14→ 02/15→ 12/14→	←			11.0101-5402.2 260009	ATE
			→			11.0101-5402.2 260009	ATE





















	kW			 	! #		
<b>BMW - X6 (F16, F86) 08/14→</b>							
<b>Dichtungssatz, Bremssattel</b>							
M 50 d	280	08/14→	←			11.0441-6008.2 250038	ATE für Kolben-Ø [mm]: 60
xDrive 30 d	155	08/14→					
xDrive 30 d	183	12/15→					
xDrive 30 d	190	08/14→					
xDrive 30 d	204	02/15→					
xDrive 35 i	225	12/14→					
xDrive 35 i	240	02/15→					
xDrive 40 d	230	12/14→					
xDrive 50 i	330	08/14→					
<b>BMW - Z3 Coupe (E36) 04/97→06/03</b>							
 <b>Bremssattel</b>							
2.8 i	142	07/97→06/00	←	☐		11.9541-9588.2 220420	ATE Ø 54 - Halter
			←	☐		24.3541-9587.5 240527	ATE Ø 54 - Halter
			←	☐		24.3541-9588.5 240528	ATE Ø 54 - Halter
			→	☐		24.3361-8505.5 240633	ATE Ø 36 - Halter
			→	☐		24.3361-8506.5 240634	ATE Ø 36 - Halter
3.0 i	170	06/00→06/03	←	☐; → 12/02		11.9541-9588.2 220420	ATE Ø 54 - Halter
			←	☐; → 12/02		24.3541-9587.5 240527	ATE Ø 54 - Halter
			←	☐; → 12/02		24.3541-9588.5 240528	ATE Ø 54 - Halter
			→	☐; → 12/02		24.3361-8505.5 240633	ATE Ø 36 - Halter
			→	☐; → 12/02		24.3361-8506.5 240634	ATE Ø 36 - Halter
M	236	02/98→06/01	←	☐		11.3601-8515.2 220323	ATE Ø 60 - Halter
M 3.2	176	02/98→06/00	←	☐		11.3601-8516.2 220324	ATE Ø 60 - Halter
			→	☐		11.9401-9960.2 220834	ATE Ø 40 - Halter
			→	☐		24.3401-9959.5 240635	ATE Ø 40 - Halter
M	239	06/01→06/03	←	☐; → 12/02		11.3601-8515.2 220323	ATE Ø 60 - Halter
			←	☐; → 12/02		11.3601-8516.2 220324	ATE Ø 60 - Halter
			→	☐; → 12/02		11.9401-9960.2 220834	ATE Ø 40 - Halter
			→	☐; → 12/02		24.3401-9959.5 240635	ATE Ø 40 - Halter
<b>Halter, Bremssattel</b>							
2.8 i	142	07/97→06/00	←		2	11.8170-0729.1 260107	ATE
3.0 i	170	06/00→06/03	←	→ 12/02	2	11.8170-0730.1 260108	ATE
<b>Feder, Bremssattel</b>							
2.8 i	142	07/97→06/00	←		2	11.8116-0206.1 390593	ATE
			←		2	11.8116-0109.1 390495	ATE
			→		2	11.8116-0185.1 390592	ATE
3.0 i	170	06/00→06/03		→ 12/02	2	11.8116-0206.1 390593	ATE
			←	→ 12/02	2	11.8116-0109.1 390495	ATE
			→	→ 12/02	2	11.8116-0185.1 390592	ATE
M	236	02/98→06/01	←		2	11.8116-0083.1 390501	ATE
M 3.2	176	02/98→06/00	→		2	11.8116-0066.1 390577	ATE
M	239	06/01→06/03	←	→ 12/02	2	11.8116-0083.1 390501	ATE
			→	→ 12/02	2	11.8116-0066.1 390577	ATE
<b>Führungshülzensatz, Bremssattel</b>							
2.8 i	142	07/97→06/00	←			11.0101-5402.2 260009	ATE
M	236	02/98→06/01	→			11.0101-5402.2 260009	ATE
M 3.2	176	02/98→06/00					
3.0 i	170	06/00→06/03	←	→ 12/02		11.0101-5402.2 260009	ATE
M	239	06/01→06/03	→	→ 12/02		11.0101-5402.2 260009	ATE
<b>Führungsbolzen, Bremssattel</b>							
2.8 i	142	07/97→06/00	←			11.8171-0008.1 990049	ATE
M	236	02/98→06/01	→			11.8171-0008.1 990049	ATE
M 3.2	176	02/98→06/00					
3.0 i	170	06/00→06/03	←	→ 12/02		11.8171-0008.1 990049	ATE
M	239	06/01→06/03	→	→ 12/02		11.8171-0008.1 990049	ATE
↓							











	kw			 	! #		
<b>BMW - Z3 Coupe (E36) 04/97→06/03</b>							
<b>Dichtungssatz, Bremssattel</b>							
2.8 i	142	07/97→06/00	←			11.0441-5402.2 250028	ATE
			→			11.0441-3602.2 250008	ATE
3.0 i	170	06/00→06/03	←	→ 12/02		11.0441-5402.2 250028	ATE
			→	→ 12/02		11.0441-3602.2 250008	ATE
M M 3.2	236 176	02/98→06/01 02/98→06/00	←			11.0441-6003.2 250037	
			→			11.0441-4002.2 250011	ATE
M	239	06/01→06/03	←	→ 12/02		11.0441-6003.2 250037	
			→	→ 12/02		11.0441-4002.2 250011	ATE
 <b>Bremsschlauch</b>							
2.8 i	142	07/97→06/00	←		2	24.5103-0430.3 331408	L= 430
			→	am Bremssattel	2	24.5170-0201.3 331450	L= 201
			→		2	83.6240-0220.3 330465	L= 220
3.0 i	170	06/00→06/03	←	→ 12/02	2	24.5103-0430.3 331408	L= 430
			→	am Bremssattel; → 12/02	2	24.5170-0201.3 331450	L= 201
			→	→ 12/02	2	83.6240-0220.3 330465	L= 220
M M 3.2	236 176	02/98→06/01 02/98→06/00	←		2	83.6150-0451.3 330283	L= 450
M	239	06/01→06/03	←	→ 12/02	2	83.6150-0451.3 330283	L= 450
<b>BMW - Z3 Roadster (E36) 10/95→01/03</b>							
 <b>Bremssattel</b>							
1.8 i 1.9 i	85 103	10/95→10/98 10/95→03/99	←			24.3541-9667.5 240529	ATE Ø 54 - Halter
			←			24.3541-9668.5 240530	ATE Ø 54 - Halter
			→			24.3361-8505.5 240633	ATE Ø 36 - Halter
			→			24.3361-8506.5 240634	ATE Ø 36 - Halter
1.9 i 1.9 i	85 87	01/99→01/03 07/98→01/03	←	 ; → 12/02		24.3541-9667.5 240529	ATE Ø 54 - Halter
			←	 ; → 12/02		24.3541-9668.5 240530	ATE Ø 54 - Halter
			→	 ; → 12/02		24.3361-8505.5 240633	ATE Ø 36 - Halter
			→	 ; → 12/02		24.3361-8506.5 240634	ATE Ø 36 - Halter
2.0 i	110	04/99→01/03	←	 ; → 08/00		11.9541-9588.2 220420	ATE Ø 54 - Halter
			←	 ; → 08/00		24.3541-9587.5 240527	ATE Ø 54 - Halter
			←	 ; → 08/00		24.3541-9588.5 240528	ATE Ø 54 - Halter
			→	 ; → 08/00		24.3361-8505.5 240633	ATE Ø 36 - Halter
			→	 ; → 08/00		24.3361-8506.5 240634	ATE Ø 36 - Halter
2.2 i 2.2 i	120 125	08/00→01/03 08/00→01/03	←	 ; 10/00→ 12/02		11.9541-9588.2 220420	ATE Ø 54 - Halter
			←	 ; 10/00→ 12/02		24.3541-9587.5 240527	ATE Ø 54 - Halter
			←	 ; 10/00→ 12/02		24.3541-9588.5 240528	ATE Ø 54 - Halter
			→	 ; 10/00→ 12/02		24.3361-8505.5 240633	ATE Ø 36 - Halter
			→	 ; 10/00→ 12/02		24.3361-8506.5 240634	ATE Ø 36 - Halter
2.8 i	142	04/97→06/00	←	 ; 05/97→		11.9541-9588.2 220420	ATE Ø 54 - Halter
			←	 ; 05/97→		24.3541-9587.5 240527	ATE Ø 54 - Halter
			←	 ; 05/97→		24.3541-9588.5 240528	ATE Ø 54 - Halter
			→	 ; 05/97→		24.3361-8505.5 240633	ATE Ø 36 - Halter
			→	 ; 05/97→		24.3361-8506.5 240634	ATE Ø 36 - Halter
2.8 i	143	01/96→07/00	←	 ; 05/97→ 06/00		11.9541-9588.2 220420	ATE Ø 54 - Halter
			←	 ; 05/97→ 06/00		24.3541-9587.5 240527	ATE Ø 54 - Halter
			←	 ; 05/97→ 06/00		24.3541-9588.5 240528	ATE Ø 54 - Halter
			→	 ; 05/97→ 06/00		24.3361-8505.5 240633	ATE Ø 36 - Halter
			→	 ; 05/97→ 06/00		24.3361-8506.5 240634	ATE Ø 36 - Halter
3.0 i	170	06/00→01/03	←	 ; → 12/02		11.9541-9588.2 220420	ATE Ø 54 - Halter
			←	; → 12/02		24.3541-9587.5 240527	ATE Ø 54 - Halter
			←	; → 12/02		24.3541-9588.5 240528	ATE Ø 54 - Halter
			→	; → 12/02		24.3361-8505.5 240633	ATE Ø 36 - Halter
↓							










	kw			 	! #		
<b>BMW - Z3 Roadster (E36) 10/95→01/03</b>							
<b>Bremssattel</b>							
3.0 i	170	06/00→01/03	➡	☐; → 12/02		24.3361-8506.5 240634	ATE Ø 36 - Halter
M 3.2	179	02/98→06/00	⬅	☐		11.3601-8515.2 220323	ATE Ø 60 - Halter
M 3.2	236	03/97→06/01	⬅	☐		11.3601-8516.2 220324	ATE Ø 60 - Halter
			➡	☐		11.9401-9960.2 220834	ATE Ø 40 - Halter
			➡	☐		24.3401-9959.5 240635	ATE Ø 40 - Halter
M 3.2	239	06/01→01/03	⬅	☐; → 12/02		11.3601-8515.2 220323	ATE Ø 60 - Halter
			⬅	☐; → 12/02		11.3601-8516.2 220324	ATE Ø 60 - Halter
			➡	☐; → 12/02		11.9401-9960.2 220834	ATE Ø 40 - Halter
			➡	☐; → 12/02		24.3401-9959.5 240635	ATE Ø 40 - Halter
<b>Halter, Bremssattel</b>							
1.8 i	85	10/95→10/98	⬅		2	11.0230-0444.1 260104	ATE
1.9 i	103	10/95→03/99					
1.9 i	85	01/99→01/03	⬅	→ 12/02	2	11.0230-0444.1 260104	ATE
1.9 i	87	07/98→01/03					
2.0 i	110	04/99→01/03	⬅	→ 08/00	2	11.8170-0729.1 260107	ATE
2.2 i	120	08/00→01/03	⬅	10/00→ 12/02	2	11.8170-0729.1 260107	ATE
2.2 i	125	08/00→01/03					
2.8 i	142	04/97→06/00	⬅	05/97→	2	11.8170-0729.1 260107	ATE
2.8 i	143	01/96→07/00	⬅	05/97→ 06/00	2	11.8170-0729.1 260107	ATE
3.0 i	170	06/00→01/03	⬅	→ 12/02	2	11.8170-0730.1 260108	ATE
<b>Feder, Bremssattel</b>							
1.8 i	85	10/95→10/98	⬅	bis 06.1996	2	11.8116-0109.1 390495	ATE
1.9 i	103	10/95→03/99	⬅	ab 07.1996	2	11.8116-0206.1 390593	ATE
			➡		2	11.8116-0185.1 390592	ATE
1.9 i	85	01/99→01/03	⬅	→ 12/02; bis 06.1996	2	11.8116-0109.1 390495	ATE
1.9 i	87	07/98→01/03	⬅	→ 12/02; ab 07.1996	2	11.8116-0206.1 390593	ATE
			➡	→ 12/02	2	11.8116-0185.1 390592	ATE
2.0 i	110	04/99→01/03		→ 08/00	2	11.8116-0206.1 390593	ATE
			⬅	→ 08/00	2	11.8116-0109.1 390495	ATE
			➡	→ 08/00	2	11.8116-0185.1 390592	ATE
2.2 i	120	08/00→01/03		10/00→ 12/02	2	11.8116-0206.1 390593	ATE
2.2 i	125	08/00→01/03	⬅	10/00→ 12/02	2	11.8116-0109.1 390495	ATE
			➡	10/00→ 12/02	2	11.8116-0185.1 390592	ATE
2.8 i	142	04/97→06/00		05/97→	2	11.8116-0206.1 390593	ATE
			⬅	05/97→	2	11.8116-0109.1 390495	ATE
			➡	05/97→	2	11.8116-0185.1 390592	ATE
2.8 i	143	01/96→07/00		05/97→ 06/00	2	11.8116-0206.1 390593	ATE
			⬅	05/97→ 06/00	2	11.8116-0109.1 390495	ATE
			➡	05/97→ 06/00	2	11.8116-0185.1 390592	ATE
3.0 i	170	06/00→01/03		→ 12/02	2	11.8116-0206.1 390593	ATE
			⬅	→ 12/02	2	11.8116-0109.1 390495	ATE
			➡	→ 12/02	2	11.8116-0185.1 390592	ATE
M 3.2	179	02/98→06/00	⬅		2	11.8116-0083.1 390501	ATE
M 3.2	236	03/97→06/01	➡		2	11.8116-0066.1 390577	ATE
M 3.2	239	06/01→01/03	⬅	→ 12/02	2	11.8116-0083.1 390501	ATE
			➡	→ 12/02	2	11.8116-0066.1 390577	ATE
<b>Führungshülzensatz, Bremssattel</b>							
1.8 i	85	10/95→10/98	⬅			11.0101-5402.2 260009	ATE
1.9 i	103	10/95→03/99	➡			11.0101-5402.2 260009	ATE
M 3.2	179	02/98→06/00					
M 3.2	236	03/97→06/01					
1.9 i	85	01/99→01/03	⬅	→ 12/02		11.0101-5402.2 260009	ATE
1.9 i	87	07/98→01/03					
3.0 i	170	06/00→01/03	➡	→ 12/02		11.0101-5402.2 260009	ATE
M 3.2	239	06/01→01/03					
2.0 i	110	04/99→01/03	⬅	→ 08/00		11.0101-5402.2 260009	ATE
			➡	→ 08/00		11.0101-5402.2 260009	ATE
↓							








	kw			 	! #		
<b>BMW - Z3 Roadster (E36) 10/95→01/03</b>							
<b>Führungshülzensatz, Bremssattel</b>							
2.2 i	120	08/00→01/03	←	10/00→ 12/02		11.0101-5402.2 260009	ATE
2.2 i	125	08/00→01/03	→	10/00→ 12/02		11.0101-5402.2 260009	ATE
2.8 i	142	04/97→06/00	←	05/97→		11.0101-5402.2 260009	ATE
			→	05/97→		11.0101-5402.2 260009	ATE
2.8 i	143	01/96→07/00	←	05/97→ 06/00		11.0101-5402.2 260009	ATE
			→	05/97→ 06/00		11.0101-5402.2 260009	ATE
<b>Führungsbolzen, Bremssattel</b>							
1.8 i	85	10/95→10/98	←			11.8171-0008.1 990049	ATE
1.9 i	103	10/95→03/99	→			11.8171-0008.1 990049	ATE
M 3.2	179	02/98→06/00					
M 3.2	236	03/97→06/01					
1.9 i	85	01/99→01/03	←	→ 12/02		11.8171-0008.1 990049	ATE
1.9 i	87	07/98→01/03	→	→ 12/02		11.8171-0008.1 990049	ATE
3.0 i	170	06/00→01/03					
M 3.2	239	06/01→01/03					
2.0 i	110	04/99→01/03	←	→ 08/00		11.8171-0008.1 990049	ATE
			→	→ 08/00		11.8171-0008.1 990049	ATE
2.2 i	120	08/00→01/03	←	10/00→ 12/02		11.8171-0008.1 990049	ATE
2.2 i	125	08/00→01/03	→	10/00→ 12/02		11.8171-0008.1 990049	ATE
2.8 i	142	04/97→06/00	←	05/97→		11.8171-0008.1 990049	ATE
			→	05/97→		11.8171-0008.1 990049	ATE
2.8 i	143	01/96→07/00	←	05/97→ 06/00		11.8171-0008.1 990049	ATE
			→	05/97→ 06/00		11.8171-0008.1 990049	ATE
<b>Dichtungssatz, Bremssattel</b>							
1.8 i	85	10/95→10/98	←			11.0441-5402.2 250028	ATE
1.9 i	103	10/95→03/99	→			11.0441-3602.2 250008	ATE
1.9 i	85	01/99→01/03	←	→ 12/02		11.0441-5402.2 250028	ATE
1.9 i	87	07/98→01/03	→	→ 12/02		11.0441-3602.2 250008	ATE
3.0 i	170	06/00→01/03					
2.0 i	110	04/99→01/03	←	→ 08/00		11.0441-5402.2 250028	ATE
			→	→ 08/00		11.0441-3602.2 250008	ATE
2.2 i	120	08/00→01/03	←	10/00→ 12/02		11.0441-5402.2 250028	ATE
2.2 i	125	08/00→01/03	→	10/00→ 12/02		11.0441-3602.2 250008	ATE
2.8 i	142	04/97→06/00	←	05/97→		11.0441-5402.2 250028	ATE
			→	05/97→		11.0441-3602.2 250008	ATE
2.8 i	143	01/96→07/00	←	05/97→ 06/00		11.0441-5402.2 250028	ATE
			→	05/97→ 06/00		11.0441-3602.2 250008	ATE
M 3.2	179	02/98→06/00	←			11.0441-6003.2 250037	
M 3.2	236	03/97→06/01	→			11.0441-4002.2 250011	ATE
M 3.2	239	06/01→01/03	←	→ 12/02		11.0441-6003.2 250037	
			→	→ 12/02		11.0441-4002.2 250011	ATE
<b>Bremsschlauch</b>							
1.8 i	85	10/95→10/98	←		2	24.5103-0430.3 331408	L= 430
1.9 i	103	10/95→03/99	→	am Bremssattel	2	24.5170-0201.3 331450	L= 201
			→		2	83.6240-0220.3 330465	L= 220
1.9 i	85	01/99→01/03	←	→ 12/00	2	24.5103-0430.3 331408	L= 430
1.9 i	87	07/98→01/03	→	am Bremssattel; → 12/02	2	24.5170-0201.3 331450	L= 201
			→	→ 12/02	2	83.6240-0220.3 330465	L= 220
2.0 i	110	04/99→01/03	←	→ 08/00	2	24.5103-0430.3 331408	L= 430
			→	am Bremssattel; → 08/00	2	24.5170-0201.3 331450	L= 201
			→	→ 08/00	2	83.6240-0220.3 330465	L= 220
2.2 i	120	08/00→01/03	←	10/00→ 12/02	2	24.5103-0430.3 331408	L= 430
2.2 i	125	08/00→01/03	→	am Bremssattel; 10/00→ 12/02	2	24.5170-0201.3 331450	L= 201
			→	10/00→ 12/02	2	83.6240-0220.3 330465	L= 220
2.8 i	142	04/97→06/00	←	05/97→	2	24.5103-0430.3 331408	L= 430
↓							















	kw			 	! #		
<b>BMW - Z3 Roadster (E36) 10/95→01/03</b>							
 <b>Bremsschlauch</b>							
2.8 i	142	04/97→06/00	➔	am Bremssattel; 05/97→	2	24.5170-0201.3 331450	L= 201
			➔	05/97→	2	83.6240-0220.3 330465	L= 220
2.8 i	143	01/96→07/00	➔	05/97→ 06/00	2	24.5103-0430.3 331408	L= 430
			➔	am Bremssattel; 05/97→ 06/00	2	24.5170-0201.3 331450	L= 201
			➔	05/97→ 06/00	2	83.6240-0220.3 330465	L= 220
3.0 i	170	06/00→01/03	➔	→ 12/02	2	24.5103-0430.3 331408	L= 430
			➔	am Bremssattel; → 12/02	2	24.5170-0201.3 331450	L= 201
			➔	→ 12/02	2	83.6240-0220.3 330465	L= 220
M 3.2	179	02/98→06/00	➔		2	83.6150-0451.3 330283	L= 450
M 3.2	236	03/97→06/01					
M 3.2	239	06/01→01/03	➔	→ 12/02	2	83.6150-0451.3 330283	L= 450
<b>BMW - Z4 Coupe (E86) 03/06→01/09</b>							
 <b>Bremssattel</b>							
3.0 si	195	03/06→01/09	➔	☐; → 09/08		24.3571-1733.5 240349	ATE Ø 57 - Halter
			➔	☐; → 09/08		24.3571-1734.5 240350	ATE Ø 57 - Halter
			➔	☐; → 09/08		24.3401-1703.5 240351	ATE Ø 40 - Halter
			➔	☐; → 09/08		24.3401-1704.5 240352	ATE Ø 40 - Halter
<b>Feder, Bremssattel</b>							
3.0 si	195	03/06→01/09		→ 09/08	2	11.8116-0273.1 390515	ATE
			➔	→ 09/08	2	11.8116-0066.1 390577	ATE
M	252	03/06→01/09	➔	→ 09/08	2	11.8116-0083.1 390501	ATE
			➔	→ 09/08	2	11.8116-0296.1 390445	ATE
<b>Führungshülzensatz, Bremssattel</b>							
3.0 si	195	03/06→01/09	➔	→ 09/08		11.0101-5402.2 260009	ATE
M	252	03/06→01/09	➔	→ 09/08		11.0101-5402.2 260009	ATE
<b>Führungsbolzen, Bremssattel</b>							
3.0 si	195	03/06→01/09	➔	→ 09/08		11.8171-0008.1 990049	ATE
M	252	03/06→01/09	➔	→ 09/08		11.8171-0008.1 990049	ATE
<b>Dichtungssatz, Bremssattel</b>							
3.0 si	195	03/06→01/09	➔	→ 09/08		11.0441-4002.2 250011	ATE
M	252	03/06→01/09	➔	→ 09/08		11.0441-6003.2 250037	
 <b>Bremsschlauch</b>							
3.0 si	195	03/06→01/09	➔	→ 09/08	2	83.6152-0406.3 330789	L= 405
			➔	☐; → 09/08		83.1294-0250.3 331267	L= 275 L2= 168 mit Rohrleitung
			➔	☐; → 09/08		83.1294-0260.3 331268	L= 275 L2= 168 mit Rohrleitung
			➔	am Bremssattel; → 09/08	2	83.6150-0206.3 330978	L= 205
M	252	03/06→01/09	➔	am Bremssattel; → 09/08	2	83.6150-0206.3 330978	L= 205
<b>BMW - Z4 Roadster (E85) 02/03→12/09</b>							
 <b>Bremssattel</b>							
2.0 i	110	03/05→02/09	➔	☐; 04/05→ 12/08		11.9541-9588.2 220420	ATE Ø 54 - Halter
			➔	☐; 04/05→ 12/08		24.3541-9587.5 240527	ATE Ø 54 - Halter
			➔	☐; 04/05→ 12/08		24.3541-9588.5 240528	ATE Ø 54 - Halter
			➔	☐; 04/05→ 12/08		24.3401-1705.5 240423	ATE Ø 40 - Halter
			➔	☐; 04/05→ 12/08		24.3401-1706.5 240424	ATE Ø 40 - Halter
2.2 i	125	10/03→10/05	➔	☐		11.9541-9588.2 220420	ATE Ø 54 - Halter
2.5 i	141	02/03→12/05	➔	☐		24.3541-9587.5 240527	ATE Ø 54 - Halter
			➔	☐		24.3541-9588.5 240528	ATE Ø 54 - Halter
			➔	☐		24.3401-1705.5 240423	ATE Ø 40 - Halter
			➔	☐		24.3401-1706.5 240424	ATE Ø 40 - Halter
2.5 i	130	09/05→02/09	➔	☐; 01/06→ 12/08		11.9541-9588.2 220420	ATE Ø 54 - Halter
↓							














	kw			 	! #			
<b>BMW - Z4 Roadster (E85) 02/03→12/09</b>								
<b> Bremssattel</b>								
2.5 i	130	09/05→02/09	←	☐; 01/06→ 12/08		24.3541-9587.5	240527	ATE Ø 54 - Halter
			←	☐; 01/06→ 12/08		24.3541-9588.5	240528	ATE Ø 54 - Halter
			→	☐; 01/06→ 12/08		24.3401-1705.5	240423	ATE Ø 40 - Halter
			→	☐; 01/06→ 12/08		24.3401-1706.5	240424	ATE Ø 40 - Halter
2.5 si 2.5 si	155 160	09/05→02/09 09/05→02/09	←	☐; 01/06→ 12/08		11.9541-9588.2	220420	ATE Ø 54 - Halter
			←	☐; 01/06→ 12/08		24.3541-9587.5	240527	ATE Ø 54 - Halter
			←	☐; 01/06→ 12/08		24.3541-9588.5	240528	ATE Ø 54 - Halter
			→	☐; 01/06→ 12/08		24.3401-1703.5	240351	ATE Ø 40 - Halter
3.0 i	170	02/03→10/05	←	☐		11.9541-9588.2	220420	ATE Ø 54 - Halter
			←	☐		24.3541-9587.5	240527	ATE Ø 54 - Halter
			←	☐		24.3541-9588.5	240528	ATE Ø 54 - Halter
			→	☐		24.3401-1703.5	240351	ATE Ø 40 - Halter
3.0 si	195	01/06→12/08	←	☐		24.3571-1733.5	240349	ATE Ø 57 - Halter
			←	☐		24.3571-1734.5	240350	ATE Ø 57 - Halter
			→	☐		24.3401-1703.5	240351	ATE Ø 40 - Halter
			→	☐		24.3401-1704.5	240352	ATE Ø 40 - Halter
<b>Halter, Bremssattel</b>								
2.0 i	110	03/05→02/09	←	04/05→ 12/08	2	11.8170-0729.1	260107	ATE
2.2 i	125	10/03→10/05	←		2	11.8170-0729.1	260107	ATE
2.5 i	141	02/03→12/05						
2.5 i	130	09/05→02/09	←	01/06→ 12/08	2	11.8170-0729.1	260107	ATE
2.5 si	155	09/05→02/09	←	01/06→ 12/08	2	11.8170-0730.1	260108	ATE
2.5 si	160	09/05→02/09						
3.0 i	170	02/03→10/05	←		2	11.8170-0730.1	260108	ATE
<b>Feder, Bremssattel</b>								
2.0 i	110	03/05→02/09		04/05→ 12/08	2	11.8116-0206.1	390593	ATE
			←	04/05→ 12/08	2	11.8116-0109.1	390495	ATE
			→	04/05→ 12/08	2	11.8116-0066.1	390577	ATE
2.2 i	125	10/03→10/05			2	11.8116-0206.1	390593	ATE
2.5 i	141	02/03→12/05						
3.0 i	170	02/03→10/05	←		2	11.8116-0109.1	390495	ATE
			→		2	11.8116-0066.1	390577	ATE
2.5 i	130	09/05→02/09		01/06→ 12/08	2	11.8116-0206.1	390593	ATE
2.5 si	155	09/05→02/09	←	01/06→ 12/08	2	11.8116-0109.1	390495	ATE
2.5 si	160	09/05→02/09	→	01/06→ 12/08	2	11.8116-0066.1	390577	ATE
3.0 si	195	01/06→12/08			2	11.8116-0273.1	390515	ATE
			→		2	11.8116-0066.1	390577	ATE
M	252	03/06→02/09	←	→ 12/08	2	11.8116-0083.1	390501	ATE
			→	→ 12/08	2	11.8116-0296.1	390445	ATE
<b>Führungshülzensatz, Bremssattel</b>								
2.0 i	110	03/05→02/09	←	04/05→ 12/08		11.0101-5402.2	260009	ATE
			→	04/05→ 12/08		11.0101-5402.2	260009	ATE
2.2 i	125	10/03→10/05	←			11.0101-5402.2	260009	ATE
2.5 i	141	02/03→12/05	→			11.0101-5402.2	260009	ATE
3.0 i	170	02/03→10/05						
3.0 si	195	01/06→12/08						
2.5 i	130	09/05→02/09	←	01/06→ 12/08		11.0101-5402.2	260009	ATE
2.5 si	155	09/05→02/09	→	01/06→ 12/08		11.0101-5402.2	260009	ATE
2.5 si	160	09/05→02/09						
M	252	03/06→02/09	←	→ 12/08		11.0101-5402.2	260009	ATE
			→	→ 12/08		11.0101-5402.2	260009	ATE
<b>Führungsbolzen, Bremssattel</b>								
2.0 i	110	03/05→02/09	←	04/05→ 12/08		11.8171-0008.1	990049	ATE
			→	04/05→ 12/08		11.8171-0008.1	990049	ATE
↓								



























	kw			 	! #		
<b>BMW - Z4 Roadster (E85) 02/03→12/09</b>							
<b>Führungsbolzen, Bremsattel</b>							
2.2 i	125	10/03→10/05	←			11.8171-0008.1	990049 ATE
2.5 i	141	02/03→12/05	→			11.8171-0008.1	990049 ATE
3.0 i	170	02/03→10/05	→			11.8171-0008.1	990049 ATE
3.0 si	195	01/06→12/08					
2.5 i	130	09/05→02/09	←	01/06→ 12/08		11.8171-0008.1	990049 ATE
2.5 si	155	09/05→02/09	→	01/06→ 12/08		11.8171-0008.1	990049 ATE
2.5 si	160	09/05→02/09	→	01/06→ 12/08		11.8171-0008.1	990049 ATE
M	252	03/06→02/09	←	→ 12/08		11.8171-0008.1	990049 ATE
			→	→ 12/08		11.8171-0008.1	990049 ATE
<b>Dichtungssatz, Bremsattel</b>							
2.0 i	110	03/05→02/09	←	04/05→ 12/08		11.0441-5402.2	250028 ATE
			→	04/05→ 12/08		11.0441-4002.2	250011 ATE
2.2 i	125	10/03→10/05	←			11.0441-5402.2	250028 ATE
2.5 i	141	02/03→12/05	→			11.0441-4002.2	250011 ATE
3.0 i	170	02/03→10/05	→			11.0441-4002.2	250011 ATE
2.5 i	130	09/05→02/09	←	01/06→ 12/08		11.0441-5402.2	250028 ATE
2.5 si	155	09/05→02/09	→	01/06→ 12/08		11.0441-4002.2	250011 ATE
2.5 si	160	09/05→02/09	→	01/06→ 12/08		11.0441-4002.2	250011 ATE
3.0 si	195	01/06→12/08	→			11.0441-4002.2	250011 ATE
M	252	03/06→02/09	←	→ 12/08		11.0441-6003.2	250037
<b> Bremsschlauch</b>							
2.0 i	110	03/05→02/09	←	04/05→ 12/08	2	83.6152-0406.3	330789 L= 405
			→	☐; 04/05→ 12/08		83.1294-0250.3	331267 L= 275 L2= 168 mit Rohrleitung
			→	☐; 04/05→ 12/08		83.1294-0260.3	331268 L= 275 L2= 168 mit Rohrleitung
			→	am Bremsattel; 04/05→ 12/08	2	83.6150-0206.3	330978 L= 205
2.2 i	125	10/03→10/05	←		2	83.6152-0406.3	330789 L= 405
2.5 i	141	02/03→12/05	→	☐		83.1294-0250.3	331267 L= 275 L2= 168 mit Rohrleitung
3.0 i	170	02/03→10/05	→	☐		83.1294-0260.3	331268 L= 275 L2= 168 mit Rohrleitung
3.0 si	195	01/06→12/08	→	☐		83.1294-0260.3	331268 L= 275 L2= 168 mit Rohrleitung
			→	am Bremsattel	2	83.6150-0206.3	330978 L= 205
2.5 i	130	09/05→02/09	←	01/06→ 12/08	2	83.6152-0406.3	330789 L= 405
2.5 si	155	09/05→02/09	→	☐; 01/06→ 12/08		83.1294-0250.3	331267 L= 275 L2= 168 mit Rohrleitung
2.5 si	160	09/05→02/09	→	☐; 01/06→ 12/08		83.1294-0260.3	331268 L= 275 L2= 168 mit Rohrleitung
			→	am Bremsattel; 01/06→ 12/08	2	83.6150-0206.3	330978 L= 205
M	252	03/06→02/09	→	am Bremsattel; → 12/08	2	83.6150-0206.3	330978 L= 205
<b>BMW - Z4 Roadster (E89) 05/09→</b>							
<b> Bremsattel</b>							
sDrive 18 i	115	04/13→	←	☐		11.9571-9753.2	220929 ATE Ø 57 - Halter
sDrive 20 i	120	09/11→	←	☐		11.9571-9754.2	220930 ATE Ø 57 - Halter
sDrive 20 i	135	09/11→	→	☐		24.6242-1701.5	240792 TRW Ø 42 + EMot / - Halter + FSB
sDrive 23 i	150	05/09→	→	☐		24.6242-1702.5	240793 TRW Ø 42 + EMot / - Halter + FSB
sDrive 28 i	180	09/11→	→	☐		24.6242-1701.5	240792 TRW Ø 42 + EMot / - Halter + FSB
sDrive 30 i	190	05/09→	→	☐		24.6242-1702.5	240793 TRW Ø 42 + EMot / - Halter + FSB
<b>Feder, Bremsattel</b>							
sDrive 18 i	115	04/13→	←		2	11.8116-0137.1	390612 ATE
sDrive 20 i	120	09/11→					
sDrive 20 i	135	09/11→					
sDrive 23 i	150	05/09→					
sDrive 28 i	180	09/11→					
sDrive 30 i	190	05/09→					
sDrive 35 i	225	05/09→			2	11.8116-0315.2	390447 ATE
sDrive 35 is	250	09/10→					
<b>Führungshülzensatz, Bremsattel</b>							
sDrive 18 i	115	04/13→	←			11.0101-5402.2	260009 ATE
sDrive 20 i	120	09/11→					
sDrive 20 i	135	09/11→					
sDrive 23 i	150	05/09→					
sDrive 28 i	180	09/11→					
sDrive 30 i	190	05/09→					
↓							

	kW					! #		
<b>BMW - Z4 Roadster (E89) 05/09→</b>								
<b>Führungshülzensatz, Bremsattel</b>								
sDrive 35 i	225	05/09→	←			11.0101-6006.2	260098	ATE
sDrive 35 is	250	09/10→						
<b>Führungsbolzen, Bremsattel</b>								
sDrive 18 i	115	04/13→				11.8171-0008.1	990049	ATE
sDrive 20 i	120	09/11→						
sDrive 20 i	135	09/11→						
sDrive 23 i	150	05/09→						
sDrive 28 i	180	09/11→						
sDrive 30 i	190	05/09→						
sDrive 35 i	225	05/09→						
sDrive 35 is	250	09/10→						
<b>Bremsschlauch</b>								
sDrive 18 i	115	04/13→	←		2	24.5174-0526.3	331365	L= 526
sDrive 20 i	120	09/11→						
sDrive 20 i	135	09/11→						
sDrive 23 i	150	05/09→						
sDrive 28 i	180	09/11→						
sDrive 30 i	190	05/09→						
sDrive 35 i	225	05/09→						
sDrive 35 is	250	09/10→						
<b>BMW - Z8 Roadster (E52) 06/00→06/03</b>								
<b>Feder, Bremsattel</b>								
4.9	294	06/00→06/03			2	11.8116-0260.1	390597	ATE
			→		2	11.8116-0296.1	390445	ATE
<b>Führungshülzensatz, Bremsattel</b>								
4.9	294	06/00→06/03	←			11.0101-6004.2	260014	ATE
			→			11.0101-5402.2	260009	ATE
<b>Führungsbolzen, Bremsattel</b>								
4.9	294	06/00→06/03	←			11.8171-0008.1	990049	ATE
			→			11.8171-0008.1	990049	ATE
<b>Bremsschlauch</b>								
4.9	294	06/00→06/03	→		2	24.5113-0283.3	331395	L= 283
<b>CHEVROLET - ASTRA Schrägheck 09/98→12/11</b>								
<b>Bremssattel</b>								
2.0 DTi	74	08/02→12/11	←	☐; → 07/05		24.3571-9823.5	240499	ATE Ø 57 - Halter
			←	☐; → 07/05		24.3571-9824.5	240500	ATE Ø 57 - Halter
<b>Bremsschlauch</b>								
2.0 DTi	74	08/02→12/11		am Bremsattel; → 07/05	2	24.5241-0200.3	330620	L= 200
			←	→ 07/05	2	24.5241-0396.3	331380	L= 398
			→	→ 07/05	2	24.5240-0220.3	330619	L= 220
<b>CHEVROLET - ASTRA Stufenheck 10/98→12/11</b>								
<b>Bremssattel</b>								
2.0 DTi GLS	74	08/02→12/11	←	☐; → 07/05		24.3571-9823.5	240499	ATE Ø 57 - Halter
			←	☐; → 07/05		24.3571-9824.5	240500	ATE Ø 57 - Halter
<b>Bremsschlauch</b>								
2.0 DTi GLS	74	08/02→12/11		am Bremsattel; → 07/05	2	24.5241-0200.3	330620	L= 200
			←	→ 07/05	2	24.5241-0396.3	331380	L= 398
			→	→ 07/05	2	24.5240-0220.3	330619	L= 220
<b>CHEVROLET - AVEO / KALOS Schrägheck (T200) 02/03→05/08</b>								
<b>Bremssattel</b>								
1.2	53	01/04→05/08	←	☐		24.3521-1709.5	240455	Ø 52 - Halter
1.4	61	03/05→05/08	←	☐		24.3521-1710.5	240456	Ø 52 - Halter
1.4 16V	69	03/05→05/08	←	☐				
1.5	62	01/05→05/08	←	☐; 05/05→		24.3521-1709.5	240455	Ø 52 - Halter
			←	☐; 05/05→		24.3521-1710.5	240456	Ø 52 - Halter
↓								











	kW					! #			
<b>CHEVROLET - AVEO / KALOS Schrägheck (T200) 02/03→05/08</b>									
 <b>Bremsschlauch</b>									
1.2	53	01/04→05/08	←			2	24.5286-0342.3	331138	L= 341
1.4	61	03/05→05/08	→			2	24.5247-0205.3	331094	L= 205
1.4 16V	69	03/05→05/08							
1.5	62	01/05→05/08	←	05/05→		2	24.5286-0342.3	331138	L= 341
			→	05/05→		2	24.5247-0205.3	331094	L= 205
<b>CHEVROLET - AVEO / KALOS Stufenheck (T200) 01/03→12/08</b>									
 <b>Bremssattel</b>									
1.4	69	05/03→01/07	←	☐; 03/06→			24.3521-1709.5	240455	Ø 52 - Halter
			←	☐; 03/06→			24.3521-1710.5	240456	Ø 52 - Halter
 <b>Bremsschlauch</b>									
1.4	69	05/03→01/07	←	03/06→		2	24.5286-0342.3	331138	L= 341
			→	03/06→		2	24.5247-0205.3	331094	L= 205
1.5	63	10/04→05/06	←			2	24.5286-0342.3	331138	L= 341
			→			2	24.5247-0205.3	331094	L= 205
<b>CHEVROLET - AVEO Schrägheck (T250, T255) 06/06→</b>									
 <b>Bremssattel</b>									
1.2	53	06/06→	←	☐; → 07/11			24.3521-1709.5	240455	Ø 52 - Halter
1.2	55	04/08→	←	☐; → 07/11			24.3521-1710.5	240456	Ø 52 - Halter
1.2	56	01/07→							
1.2	62	04/08→							
1.2 LPG	60	06/08→							
1.2 LPG	62	04/08→							
1.4	74	04/08→							
1.4 16V	69	06/06→05/08	←	☐			24.3521-1709.5	240455	Ø 52 - Halter
			←	☐			24.3521-1710.5	240456	Ø 52 - Halter
 <b>Bremsschlauch</b>									
1.2	53	06/06→	←	→ 07/11		2	24.5286-0342.3	331138	L= 341
			→	→ 07/11		2	24.5247-0205.3	331094	L= 205
1.2	55	04/08→							
1.2	56	01/07→							
1.2	62	04/08→							
1.2 LPG	60	06/08→							
1.2 LPG	62	04/08→							
1.4	74	04/08→							
1.4 16V	69	06/06→05/08	←			2	24.5286-0342.3	331138	L= 341
			→			2	24.5247-0205.3	331094	L= 205
<b>CHEVROLET - AVEO Schrägheck (T300) 03/11→</b>									
 <b>Bremssattel</b>									
1.2	51	03/11→	←	☐; passend für Felgenreöße [Zoll]: 15			11.9601-2603.2	220915	ATE Ø 60 - Halter
1.2	63	03/11→	←	☐; passend für Felgenreöße [Zoll]: 15			11.9601-2604.2	220916	ATE Ø 60 - Halter
1.2 LPG	63	11/12→							
1.3 D	55	07/11→							
1.3 D	70	07/11→							
1.4	74	03/11→							
1.6	85	03/11→							
1.4 Turbo	103	08/13→	←	☐			11.9601-2603.2	220915	ATE Ø 60 - Halter
			←	☐			11.9601-2604.2	220916	ATE Ø 60 - Halter
			→	☐			11.9382-7003.2	220891	ATE Ø 38 - Halter
			→	☐			11.9382-7004.2	220892	ATE Ø 38 - Halter
<b>Halter, Bremssattel</b>									
1.4 Turbo	103	08/13→	→			2	11.8170-1105.1	260112	ATE
<b>CHEVROLET - AVEO Stufenheck (T250, T255) 03/05→</b>									
 <b>Bremssattel</b>									
1.2	53	03/05→12/07	←	☐			24.3521-1709.5	240455	Ø 52 - Halter
			←	☐			24.3521-1710.5	240456	Ø 52 - Halter
1.2	55	01/08→	←	☐; → 07/11			24.3521-1709.5	240455	Ø 52 - Halter
1.2	62	01/08→	←	☐; → 07/11			24.3521-1710.5	240456	Ø 52 - Halter
1.2 LPG	60	12/08→							
1.2 LPG	62	01/09→							
1.4	74	09/08→							
↓									

















	kw			 	! #			
<b>CHEVROLET - AVEO Stufenheck (T250, T255) 03/05→</b>								
 <b>Bremssattel</b>								
1.5	62	05/05→	←	☐; → 07/11		24.3521-1709.5	240455	Ø 52 - Halter
			←	☐; → 07/11		24.3521-1710.5	240456	Ø 52 - Halter
1.4	61	03/05→	←	☐; → 05/08		24.3521-1709.5	240455	Ø 52 - Halter
			←	☐; → 05/08		24.3521-1710.5	240456	Ø 52 - Halter
1.4	69	03/05→12/07	←	☐; 03/06→		24.3521-1709.5	240455	Ø 52 - Halter
			←	☐; 03/06→		24.3521-1710.5	240456	Ø 52 - Halter
 <b>Bremsschlauch</b>								
1.2	53	03/05→12/07	←		2	24.5286-0342.3	331138	L= 341
1.4	69	03/05→12/07	→		2	24.5247-0205.3	331094	L= 205
1.2	55	01/08→	←	→ 07/11	2	24.5286-0342.3	331138	L= 341
1.2	62	01/08→						
1.2 LPG	60	12/08→	→	→ 07/11	2	24.5247-0205.3	331094	L= 205
1.2 LPG	62	01/09→						
1.4	74	09/08→						
1.5	62	05/05→						
1.4	61	03/05→	←	→ 05/08	2	24.5286-0342.3	331138	L= 341
			→	→ 05/08	2	24.5247-0205.3	331094	L= 205
<b>CHEVROLET - AVEO Stufenheck (T300) 03/11→</b>								
 <b>Bremssattel</b>								
1.2	51	03/11→	←	☐; passend für Felgengröße [Zoll]: 15		11.9601-2603.2	220915	ATE Ø 60 - Halter
1.2	63	03/11→						
1.2 LPG	63	11/12→	←	☐; passend für Felgengröße [Zoll]: 15		11.9601-2604.2	220916	ATE Ø 60 - Halter
1.3 D	55	07/11→						
1.3 D	70	07/11→						
1.4	74	07/11→						
1.6	85	03/11→						
<b>CHEVROLET - CRUZE (J300) 05/09→</b>								
 <b>Bremssattel</b>								
1.4	74	07/13→	←	☐; für Bremsscheibendurchmesser [mm]: 300		11.9601-2601.2	220913	ATE Ø 60 - Halter
1.6	80	05/09→						
1.6	83	05/09→						
1.6	86	12/12→	←	☐; für Bremsscheibendurchmesser [mm]: 300		11.9601-2602.2	220914	ATE Ø 60 - Halter
1.6	91	05/09→						
1.7 D	96	01/12→						
1.7 TD	81	11/13→						
1.8	103	11/09→12/13	←	☐; für Bremsscheibendurchmesser [mm]: 276		11.9601-2603.2	220915	ATE Ø 60 - Halter
1.8	104	05/09→						
1.8 LPG	104	06/11→						
2.0 CDI	90	05/09→	←	☐; für Bremsscheibendurchmesser [mm]: 276		11.9601-2604.2	220916	ATE Ø 60 - Halter
2.0 CDI	92	05/09→05/11						
2.0 CDI	110	05/09→						
2.0 CDI	120	08/10→	→	☐; für Bremsscheibendurchmesser [mm]: 268		11.9382-7001.2	220889	ATE Ø 38 - Halter
			→	☐; für Bremsscheibendurchmesser [mm]: 268		11.9382-7002.2	220890	ATE Ø 38 - Halter
			→	☐; für Bremsscheibendurchmesser [mm]: 292		11.9382-7003.2	220891	ATE Ø 38 - Halter
			→	☐; für Bremsscheibendurchmesser [mm]: 292		11.9382-7004.2	220892	ATE Ø 38 - Halter
1.4	103	09/10→	←	☐; für Bremsscheibendurchmesser [mm]: 300		11.9601-2601.2	220913	ATE Ø 60 - Halter
			←	☐; für Bremsscheibendurchmesser [mm]: 300		11.9601-2602.2	220914	ATE Ø 60 - Halter
			←	☐; für Bremsscheibendurchmesser [mm]: 276		11.9601-2603.2	220915	ATE Ø 60 - Halter
			←	☐; für Bremsscheibendurchmesser [mm]: 276		11.9601-2604.2	220916	ATE Ø 60 - Halter
<b>Halter, Bremssattel</b>								
1.4	74	07/13→	→	für Bremsscheibendurchmesser [mm]: 268	2	11.8170-1105.1	260112	ATE
1.6	80	05/09→						
↓								

































	kw			 	! #			
<b>CHEVROLET - CRUZE (J300) 05/09→</b>								
<b>Halter, Bremssattel</b>								
1.6	83	05/09→	➔	für Bremsscheibendurchmesser [mm]:		11.8170-1106.1	260113	ATE
1.6	86	12/12→		292				
1.6	91	05/09→						
1.7 D	96	01/12→						
1.7 TD	81	11/13→						
1.8	103	11/09→12/13						
1.8	104	05/09→						
1.8 LPG	104	06/11→						
2.0 CDI	90	05/09→						
2.0 CDI	92	05/09→05/11						
2.0 CDI	110	05/09→						
2.0 CDI	120	08/10→						
<b> Bremsschlauch</b>								
1.6	80	05/09→	←	→ 07/12	2	24.5176-0400.3	331492	L= 400
1.6	83	05/09→						
1.6	91	05/09→						
1.7 D	96	01/12→						
1.8	103	11/09→12/13						
1.8	104	05/09→						
1.8 LPG	104	06/11→						
2.0 CDI	90	05/09→						
2.0 CDI	110	05/09→						
2.0 CDI	120	08/10→						
2.0 CDI	92	05/09→05/11	←		2	24.5176-0400.3	331492	L= 400
<b>CHEVROLET - CRUZE Schrägheck (J305) 12/10→</b>								
<b> Bremssattel</b>								
1.4	74	07/13→	←	 ; für Bremsscheibendurchmesser [mm]:		11.9601-2601.2	220913	ATE Ø 60 - Halter
1.6	80	01/12→		300				
1.6	86	12/12→	←	 ; für Bremsscheibendurchmesser [mm]:		11.9601-2602.2	220914	ATE Ø 60 - Halter
1.6	91	06/11→		300				
1.7 D	96	01/12→	←	 ; für Bremsscheibendurchmesser [mm]:		11.9601-2603.2	220915	ATE Ø 60 - Halter
1.7 TD	81	08/13→		300				
1.8	103	10/11→						
1.8	104	06/11→	←	 ; für Bremsscheibendurchmesser [mm]:		11.9601-2604.2	220916	ATE Ø 60 - Halter
1.8 LPG	104	06/11→		276				
2.0 CDI	120	06/11→	←	 ; für Bremsscheibendurchmesser [mm]:		11.9601-2604.2	220916	ATE Ø 60 - Halter
			➔	 ; für Bremsscheibendurchmesser [mm]:		11.9382-7001.2	220889	ATE Ø 38 - Halter
				268				
			➔	 ; für Bremsscheibendurchmesser [mm]:		11.9382-7002.2	220890	ATE Ø 38 - Halter
				268				
			➔	 ; für Bremsscheibendurchmesser [mm]:		11.9382-7003.2	220891	ATE Ø 38 - Halter
				292				
			➔	 ; für Bremsscheibendurchmesser [mm]:		11.9382-7004.2	220892	ATE Ø 38 - Halter
				292				
1.4	103	06/12→	←	 ; 08/12→; für Bremsscheibendurchmesser [mm]:		11.9601-2601.2	220913	ATE Ø 60 - Halter
				300				
			←	 ; 08/12→; für Bremsscheibendurchmesser [mm]:		11.9601-2602.2	220914	ATE Ø 60 - Halter
				300				
			←	 ; 08/12→; für Bremsscheibendurchmesser [mm]:		11.9601-2603.2	220915	ATE Ø 60 - Halter
				276				
			←	 ; 08/12→; für Bremsscheibendurchmesser [mm]:		11.9601-2604.2	220916	ATE Ø 60 - Halter
				276				
			➔	 ; 08/12→; für Bremsscheibendurchmesser [mm]:		11.9382-7001.2	220889	ATE Ø 38 - Halter
				268				
			➔	 ; 08/12→; für Bremsscheibendurchmesser [mm]:		11.9382-7002.2	220890	ATE Ø 38 - Halter
				268				
			➔	 ; 08/12→; für Bremsscheibendurchmesser [mm]:		11.9382-7003.2	220891	ATE Ø 38 - Halter
				292				
			➔	 ; 08/12→; für Bremsscheibendurchmesser [mm]:		11.9382-7004.2	220892	ATE Ø 38 - Halter
				292				















	kW			 	! #		
<b>CHEVROLET - CRUZE Schrägheck (J305) 12/10→</b>							
<b>Halter, Bremsattel</b>							
1.4	74	07/13→	➔	für Bremsscheibendurchmesser [mm]:	2	11.8170-1105.1	260112 ATE
1.6	80	01/12→		268			
1.6	86	12/12→		für Bremsscheibendurchmesser [mm]:		11.8170-1106.1	260113 ATE
1.6	91	06/11→	➔	292			
1.7 D	96	01/12→					
1.7 TD	81	08/13→					
1.8	103	10/11→					
1.8	104	06/11→					
1.8 LPG	104	06/11→					
2.0 CDI	120	06/11→					
1.4	103	06/12→	➔	08/12→;	2	11.8170-1105.1	260112 ATE
				für Bremsscheibendurchmesser [mm]:			
				268			
			➔	08/12→;		11.8170-1106.1	260113 ATE
				für Bremsscheibendurchmesser [mm]:			
				292			
<b> Bremschlauch</b>							
1.6	80	01/12→	←	→ 07/12	2	24.5176-0400.3	331492 L= 400
1.6	91	06/11→					
1.7 D	96	01/12→					
1.8	103	10/11→					
1.8	104	06/11→					
1.8 LPG	104	06/11→					
2.0 CDI	120	06/11→					
<b>CHEVROLET - CRUZE Station Wagon (J308) 08/12→</b>							
<b> Bremsattel</b>							
1.4	74	07/13→	←	☐;		11.9601-2601.2	220913 ATE Ø 60 - Halter
1.4	103	08/12→		für Bremsscheibendurchmesser [mm]:			
1.6	86	12/12→		300			
1.6	91	08/12→	←	☐;		11.9601-2602.2	220914 ATE Ø 60 - Halter
1.7 TD	81	11/13→		für Bremsscheibendurchmesser [mm]:			
1.7 TD	96	08/12→		300			
1.8	104	08/12→					
2.0 TD	120	08/12→	←	☐;		11.9601-2603.2	220915 ATE Ø 60 - Halter
				für Bremsscheibendurchmesser [mm]:			
				276			
			←	☐;		11.9601-2604.2	220916 ATE Ø 60 - Halter
				für Bremsscheibendurchmesser [mm]:			
				276			
			➔	☐;		11.9382-7001.2	220889 ATE Ø 38 - Halter
				für Bremsscheibendurchmesser [mm]:			
				268			
			➔	☐;		11.9382-7002.2	220890 ATE Ø 38 - Halter
				für Bremsscheibendurchmesser [mm]:			
				268			
			➔	☐;		11.9382-7003.2	220891 ATE Ø 38 - Halter
				für Bremsscheibendurchmesser [mm]:			
				292			
			➔	☐;		11.9382-7004.2	220892 ATE Ø 38 - Halter
				für Bremsscheibendurchmesser [mm]:			
				292			
<b>Halter, Bremsattel</b>							
1.4	74	07/13→	➔	für Bremsscheibendurchmesser [mm]:	2	11.8170-1105.1	260112 ATE
1.4	103	08/12→		268			
1.6	86	12/12→		für Bremsscheibendurchmesser [mm]:		11.8170-1106.1	260113 ATE
1.6	91	08/12→	➔	292			
1.7 TD	81	11/13→					
1.7 TD	96	08/12→					
1.8	104	08/12→					
2.0 TD	120	08/12→					
<b>CHEVROLET - LACETTI (J200) 03/03→</b>							
<b> Bremsattel</b>							
1.4 16V	70	03/05→	←	☐; → 12/10		24.3541-1859.5	240735 Ø 54 - Halter
1.6	80	03/05→					
1.8	89	08/05→	←	☐; → 12/10		24.3541-1860.5	240736 Ø 54 - Halter
1.8	90	03/05→					
2.0 D	89	01/07→					
1.8	67	03/05→12/09	←	☐; 08/05→		24.3541-1859.5	240735 Ø 54 - Halter
			←	☐; 08/05→		24.3541-1860.5	240736 Ø 54 - Halter







	kw			 	! #		
<b>CHEVROLET - LACETTI Kombi (J200) 03/05→</b>							
 <b>Bremssattel</b>							
1.6	80	03/05→	←	☐; → 12/10		24.3541-1859.5	240735 Ø 54 - Halter
1.6 LPG	80	06/09→12/11	←	☐; → 12/10		24.3541-1860.5	240736 Ø 54 - Halter
1.8	89	08/05→					
2.0 D	89	01/07→					
<b>CHEVROLET - LACETTI Stufenheck (J200) 03/03→03/13</b>							
 <b>Bremssattel</b>							
1.4	69	03/05→03/13	←	☐; → 12/10		24.3541-1859.5	240735 Ø 54 - Halter
1.6	80	03/05→03/13	←	☐; → 12/10		24.3541-1860.5	240736 Ø 54 - Halter
1.8	90	05/03→03/13	←	☐; → 12/10			
<b>CHEVROLET - LANOS Stufenheck 11/05→</b>							
 <b>Bremssattel</b>							
1.4	55	11/05→	←	☐; → 12/10		24.3481-9871.5	240677 ATE Ø 48 - Halter
1.5	64	11/05→	←	☐; → 12/10		24.3481-9872.5	240678 ATE Ø 48 - Halter
1.6 16V	78	11/05→	←	☐; → 12/10		24.3521-1701.5	240001 ATE Ø 52 - Halter
			←	☐; → 12/10		24.3521-1702.5	240002 ATE Ø 52 - Halter
<b>Feder, Bremssattel</b>							
1.4	55	11/05→	→	→ 12/10	2	11.8116-0129.1	390591 ATE
1.5	64	11/05→	→	→ 12/10			
1.6 16V	78	11/05→	→	→ 12/10	2	11.8116-0097.1	390590 ATE
 <b>Bremsschlauch</b>							
1.4	55	11/05→	→	→ 12/10	2	24.5233-0180.3	330888 L= 180
1.5	64	11/05→					
1.6 16V	78	11/05→					
<b>CHEVROLET - MALIBU (V300) 01/12→</b>							
 <b>Bremsschlauch</b>							
2.0 D	118	04/12→	←		2	24.5176-0494.3	331447 L= 494
2.4	123	01/12→					
2.4	125	01/12→	→		2	24.5176-0384.3	331373 L= 384
<b>CHEVROLET - MATIZ (M200, M250) 03/05→</b>							
 <b>Bremssattel</b>							
0.8	38	03/05→	←	☐; → 12/10		24.3481-1773.5	240377 Ø 48 - Halter
0.8 LPG	38	03/05→	←	☐; → 12/10		24.3481-1774.5	240378 Ø 48 - Halter
1.0	47	03/05→					
1.0	49	03/05→					
1.0 LPG	49	03/05→					
 <b>Bremsschlauch</b>							
0.8	38	03/05→	←	→ 12/10; - ABS	2	24.5283-0403.3	331136 L= 404
0.8 LPG	38	03/05→					
1.0	47	03/05→	←	→ 12/10; + ABS	2	24.5291-0425.3	331029 L= 425
1.0	49	03/05→	→	→ 12/10	2	24.5284-0220.3	330970 L= 220
1.0 LPG	49	03/05→					
<b>CHEVROLET - NUBIRA Kombi 01/05→12/11</b>							
 <b>Bremssattel</b>							
1.6	80	03/05→12/11	←	☐; → 12/10		24.3541-1859.5	240735 Ø 54 - Halter
1.8	89	08/05→12/11	←	☐; → 12/10		24.3541-1860.5	240736 Ø 54 - Halter
2.0 D	89	01/07→12/11	←	☐; → 12/10			
1.6 LPG	80	03/05→12/10	←	☐		24.3541-1859.5	240735 Ø 54 - Halter
1.8	90	03/05→12/09	←	☐		24.3541-1860.5	240736 Ø 54 - Halter
<b>CHEVROLET - NUBIRA Stufenheck 01/05→12/11</b>							
 <b>Bremssattel</b>							
1.4	69	01/05→12/07	←	☐		24.3541-1859.5	240735 Ø 54 - Halter
1.4	70	01/06→12/08	←	☐		24.3541-1860.5	240736 Ø 54 - Halter
1.8	89	01/06→09/07	←	☐			
1.8	90	03/05→12/09	←	☐			
1.6	80	03/05→12/11	←	☐; → 12/10		24.3541-1859.5	240735 Ø 54 - Halter
2.0 D	89	01/05→12/11	←	☐; → 12/10		24.3541-1860.5	240736 Ø 54 - Halter

	kw			 	! #			
<b>CHEVROLET - ORLANDO (J309) 12/10→</b>								
 <b>Bremssattel</b>								
1.4	103	06/12→	←	☐		11.9601-2601.2	220913	ATE Ø 60 - Halter
1.8	104	02/11→						
1.8 LPG	104	06/11→	←	☐		11.9601-2602.2	220914	ATE Ø 60 - Halter
2.0 D	96	02/11→						
2.0 D	120	02/11→						
2.0 LPG	103	02/12→						
<b>Halter, Bremssattel</b>								
1.4	103	06/12→	→			11.8170-1106.1	260113	ATE
1.8 LPG	104	06/11→						
 <b>Bremsschlauch</b>								
1.8	104	02/11→	←		2	24.5176-0400.3	331492	L= 400
1.8 LPG	104	06/11→						
2.0 D	96	02/11→						
2.0 D	120	02/11→						
2.0 LPG	103	02/12→						
<b>CHEVROLET - SPARK 05/05→</b>								
 <b>Bremssattel</b>								
0.8	37	05/05→	←	☐; → 02/10		24.3481-1773.5	240377	Ø 48 - Halter
1.0 SX	44	06/09→						
1.0 SX	46	05/05→	←	☐; → 02/10		24.3481-1774.5	240378	Ø 48 - Halter
1.0 SX	49	05/05→						
 <b>Bremsschlauch</b>								
0.8	37	05/05→	←	→ 02/10	2	24.5283-0403.3	331136	L= 404
1.0 SX	44	06/09→						
1.0 SX	46	05/05→	→	→ 02/10	2	24.5284-0220.3	330970	L= 220
1.0 SX	49	05/05→						
<b>CHEVROLET - SPARK (M300) 12/09→</b>								
 <b>Bremsschlauch</b>								
1.0	48	07/10→	←		2	24.5286-0345.3	331514	L= 345
1.0	50	03/10→						
1.0 LPG	48	07/10→	→		2	24.5279-0215.3	331513	L= 215
1.0 LPG	50	03/10→						
1.2	60	03/10→						
1.2 LPG	60	03/10→						
<b>CHEVROLET - TIGRA 08/97→09/01</b>								
 <b>Bremsschlauch</b>								
1.6	73	09/98→12/99	←		2	24.5231-0320.3	330496	L= 320
			→		2	24.5233-0200.3	330425	L= 198
<b>CHEVROLET - TRAX 12/12→</b>								
 <b>Bremssattel</b>								
1.4	103	12/12→	←	☐		11.9601-2601.2	220913	ATE Ø 60 - Halter
1.4 AWD	103	12/12→						
1.4 LPG	103	04/13→	←	☐		11.9601-2602.2	220914	ATE Ø 60 - Halter
1.6	85	12/12→	→	☐		11.9382-7003.2	220891	ATE Ø 38 - Halter
1.6 D	100	11/14→12/15	→	☐		11.9382-7004.2	220892	ATE Ø 38 - Halter
1.6 D AWD	100	11/14→12/15						
1.7 TD	96	12/12→						
1.7 TD AWD	96	12/12→						
1.8	103	03/13→						
1.8 AWD	103	03/13→						
<b>Zubehörsatz, Bremssattel</b>								
1.4	103	12/12→				11.0103-0001.2	250156	ATE
1.4 AWD	103	12/12→						
1.4 LPG	103	04/13→						
1.6	85	12/12→						
1.6 D AWD	100	11/14→12/15						
1.7 TD	96	12/12→						
1.7 TD AWD	96	12/12→						
1.8	103	03/13→						
1.8 AWD	103	03/13→						
<b>CHEVROLET - VECTRA 03/96→11/06</b>								
 <b>Bremssattel</b>								
2.0	81	03/96→12/05	←	☐; → 07/98		24.3521-1701.5	240001	ATE Ø 52 - Halter
			←	☐; → 07/98		24.3521-1702.5	240002	ATE Ø 52 - Halter
↓								

	kw			 	! #		
<b>CHEVROLET - VECTRA 03/96→11/06</b>							
 <b>Bremssattel</b>							
2.0	81	03/96→12/05	←	☐; 08/98→		24.3571-1761.5 240461	ATE Ø 57 - Halter
			←	☐; 08/98→		24.3571-1762.5 240462	ATE Ø 57 - Halter
			→	☐; → 07/98		13.2351-0025.2 210210	ATE Ø 35
			→	☐; → 07/98		13.2351-0026.2 210211	ATE Ø 35
			→	☐; 08/98→		24.9235-0051.5 230003	ATE Ø 35
			→	☐; 08/98→		24.9235-0052.5 230004	ATE Ø 35
2.2	91	05/98→07/04	←	☐		24.3571-1761.5 240461	ATE Ø 57 - Halter
2.2	102	05/98→12/05	←	☐		24.3571-1762.5 240462	ATE Ø 57 - Halter
			→	☐		24.9235-0051.5 230003	ATE Ø 35
			→	☐		24.9235-0052.5 230004	ATE Ø 35
 <b>Bremsschlauch</b>							
2.0	81	03/96→12/05	←		2	24.5231-0391.3 331424	L= 391
2.2	91	05/98→07/04	←				
2.2	102	05/98→12/05	→		2	24.5233-0200.3 330425	L= 198
<b>CHEVROLET - VOLT 04/11→</b>							
 <b>Bremssattel</b>							
EV 150	111	11/11→	←	☐		11.9601-2601.2 220913	ATE Ø 60 - Halter
			←	☐		11.9601-2602.2 220914	ATE Ø 60 - Halter
			→	☐; + eFSB		11.9382-7001.2 220889	ATE Ø 38 - Halter
			→	☐; + eFSB		11.9382-7002.2 220890	ATE Ø 38 - Halter
<b>Halter, Bremssattel</b>							
EV 150	111	11/11→	→			11.8170-1106.1 260113	ATE
 <b>Bremsschlauch</b>							
EV 150	111	11/11→	←		2	24.5176-0400.3 331492	L= 400
<b>CHRYSLER - DELTA 08/11→</b>							
 <b>Bremssattel</b>							
2.0 D Multijet	121	08/11→	←	☐		11.9571-9953.2 220871	ATE Ø 57 - Halter
			←	☐		11.9571-9954.2 220872	ATE Ø 57 - Halter
<b>Führungsbolzen, Bremssattel</b>							
2.0 D Multijet	121	08/11→				11.8171-0008.1 990049	ATE
 <b>Bremsschlauch</b>							
1.4	88	08/11→	←		2	24.5112-0407.3 331459	L= 410
1.4 16V	103	08/11→	←				
1.6 D Multijet	88	08/11→	→		2	24.5112-0187.3 331150	L= 187
2.0 D Multijet	121	08/11→	→				
<b>CHRYSLER - PT CRUISER (PT_) 06/00→12/10</b>							
 <b>Bremssattel</b>							
1.6	85	11/01→12/10	←	☐; → 09/10		24.3571-1779.5 240737	Ø 57 - Halter
2.0	100	10/04→12/10	←	☐; → 09/10		24.3571-1780.5 240738	Ø 57 - Halter
2.2 CRD	89	03/02→12/10	←	☐; → 09/10			
2.2 CRD	110	08/05→12/10	←				
2.4	105	08/05→12/10	←				
2.4	110	06/00→12/10	←				
2.4	169	09/04→12/10	←				
GT 2.4	164	08/03→12/10	←				
2.0	104	06/00→09/04	←	☐		24.3571-1779.5 240737	Ø 57 - Halter
			←	☐		24.3571-1780.5 240738	Ø 57 - Halter
<b>CHRYSLER - PT CRUISER Cabriolet 06/00→12/10</b>							
 <b>Bremssattel</b>							
2.4	105	03/04→03/08	←	☐		24.3571-1779.5 240737	Ø 57 - Halter
2.4 GT	164	03/04→03/08	←	☐		24.3571-1780.5 240738	Ø 57 - Halter



	kw				! #		
<b>CHRYSLER - VOYAGER IV (RG, RS) 09/99→12/08</b>							
 <b>Bremssattel</b>							
2.4	108	02/00→12/08	➔		2	24.3421-1711.5	240757 Ø 42 - Halter
2.5 CRD	88	08/05→12/08					
2.5 CRD	105	02/00→12/08					
2.8 CRD	110	06/04→12/08					
3.3	128	02/00→12/08					
3.3 AWD	128	02/00→12/08					
3.3 Flex-Fuel	128	02/00→12/08					
3.8	160	02/00→12/08					
3.8 AWD	160	02/00→12/08					
<b>CHRYSLER - YPSILON 05/11→</b>							
 <b>Bremssattel</b>							
1.2	51	05/11→	←			11.9541-9831.2	220953 ATE Ø 54 - Halter
			←			11.9541-9832.2	220954 ATE Ø 54 - Halter
<b>Feder, Bremssattel</b>							
1.2	51	05/11→			2	11.8116-0264.1	390594 ATE
<b>Führungsbolzen, Bremssattel</b>							
0.9 Twinair	63	05/11→				11.8171-0008.1	990049 ATE
1.2	51	05/11→					
1.3 Multijet	70	05/11→					
 <b>Bremsschlauch</b>							
0.9 Twinair	63	05/11→	←		2	24.5112-0356.3	331129 L= 355
1.2	51	05/11→					
1.3 Multijet	70	05/11→					
<b>CITROËN - AX (ZA-_) 07/86→12/98</b>							
<b>Dichtungssatz, Bremssattel</b>							
10	33	07/86→12/98	←	Orga 05090→		11.0441-4501.2	250015 ATE
			←	→Orga 05089		11.0441-4501.2	250015 ATE
10	37	02/87→12/98	←	07/92→		11.0441-4501.2	250015 ATE
11	44	09/86→12/97	←	Orga 05090→		11.0441-4501.2	250015 ATE
			←	10/89→; →Orga 05089		11.0441-4501.2	250015 ATE
14 (ZA)	55	04/87→04/97	←	Orga 05090→ Orga 05277		11.0441-4501.2	250015 ATE
			←	03/89→; →Orga 05089		11.0441-4501.2	250015 ATE
14 D	37	08/91→12/97	←	Orga 05090→ Orga 05277		11.0441-4501.2	250015 ATE
			←	→Orga 05089		11.0441-4501.2	250015 ATE
Electric	25	04/93→10/96	←			11.0441-4501.2	250015 ATE
Electric	28	11/96→04/97	←				
 <b>Bremsschlauch</b>							
1.4 GTi	66	08/91→12/96	←		2	24.5111-0290.3	330108 L= 290
1.4 GTi	69	06/91→12/96	➔	→Orga 06321; + ABS	2	24.5228-0195.3	330469 L= 202
			➔	→Orga 06321; - ABS	2	24.5228-0200.3	330470 L= 200
			➔	Orga 06322→	2	24.5229-0199.3	330534 L= 200
10	33	07/86→12/98	←	Orga 03826→	2	24.5111-0336.3	330570 L= 335
			➔	→Orga 03825; für Fahrzeuge ohne Bremskraftverstärker	2	24.5228-0200.3	330470 L= 200
			➔	→Orga 06321; für Fahrzeuge mit Bremskraftverstärker	2	24.5228-0200.3	330470 L= 200
			➔	Orga 06322→	2	24.5229-0199.3	330534 L= 200
10	37	02/87→12/98	←	07/92→	2	24.5111-0336.3	330570 L= 335
			➔	07/92→; →Orga 06321	2	24.5228-0200.3	330470 L= 200
			➔	Orga 06322→	2	24.5229-0199.3	330534 L= 200
11	44	09/86→12/97	←	Orga 05106→	2	24.5111-0336.3	330570 L= 335
			➔	10/89→; →Orga 06321	2	24.5228-0200.3	330470 L= 200
			➔	Orga 06322→	2	24.5229-0199.3	330534 L= 200
14 (ZA)	55	04/87→04/97	←	Orga 05278→; → 12/96	2	24.5111-0290.3	330108 L= 290
			←	Orga 05106→; → 04/91	2	24.5111-0336.3	330570 L= 335
			➔	03/89→; →Orga 06321	2	24.5228-0200.3	330470 L= 200
			➔	Orga 06322→; → 12/96	2	24.5229-0199.3	330534 L= 200
↓							

	kw				! #		
<b>CITROËN - AX (ZA-) 07/86→12/98</b>							
<b>Bremsschlauch</b>							
14 4x4	55	08/91→12/96	←		2	24.5111-0290.3 330108	L= 290
			→		2	24.5229-0265.3 330540	L= 265
14 D	37	08/91→12/97	←	Orga 05278→	2	24.5111-0290.3 330108	L= 290
			→	→Orga 06321	2	24.5228-0200.3 330470	L= 200
			→	Orga 06322→	2	24.5229-0199.3 330534	L= 200
15 D	40	08/94→12/97	←		2	24.5111-0290.3 330108	L= 290
15 D	43	08/94→12/97	←		2	24.5111-0290.3 330108	L= 290
Electric	25	04/93→10/96	→		2	24.5229-0199.3 330534	L= 200
Electric	28	11/96→04/97	→		2	24.5229-0199.3 330534	L= 200
<b>CITROËN - BERLINGO / BERLINGO FIRST Großraumlimousine (MF, GJK, GFK) 07/96→12/11</b>							
<b>Bremssattel</b>							
1.1 i (MFHDZ, MFHFX)	44	07/96→05/08	←	☐; →Orga 09127		24.3541-1758.5 240935	TRW Ø 54 - Halter
1.4 i (MFKFX, MFKFW, GJKFWB, GJKFWC, GFKFWC)	55	07/96→12/11	←	☐; Orga 09429→; → 03/08		24.3541-1771.5 240239	BOS Ø 54 - Halter
			←	☐; Orga 09128→; → 03/08		24.3541-1771.5 240239	BOS Ø 54 - Halter
			←	☐; Orga 09429→; → 03/08		24.3541-1772.5 240240	BOS Ø 54 - Halter
			←	☐; Orga 09128→; → 03/08		24.3541-1772.5 240240	BOS Ø 54 - Halter
			←	☐; →Orga 09428		24.3541-1777.5 240247	TRW Ø 54 - Halter
			←	☐; →Orga 09428		24.3541-1778.5 240248	TRW Ø 54 - Halter
1.4	53	11/02→10/05	←	☐		24.3541-1771.5 240239	BOS Ø 54 - Halter
			←	☐		24.3541-1772.5 240240	BOS Ø 54 - Halter
1.4 bivalent	48	11/02→12/11	←	☐; → 03/08		24.3541-1771.5 240239	BOS Ø 54 - Halter
1.4 i bivalent (MFKFW)	55	04/03→10/08	←	☐; → 03/08		24.3541-1772.5 240240	BOS Ø 54 - Halter
1.6 HDI 75 (MF9HW, GJ9HWC, GF9HWC, GN9HWC)	55	07/05→12/11	←	☐; → 03/08		24.3541-1772.5 240240	BOS Ø 54 - Halter
1.6 16V (MFNFU)	80	10/00→12/11	←	☐; →Orga 09127		24.3541-1758.5 240935	TRW Ø 54 - Halter
1.6 16V (MFNFU)	81	11/02→10/08	←	☐; Orga 09128→; → 03/08; + ESP		24.3541-1761.5 240233	Ø 54 - Halter
			←	☐; Orga 09128→; → 03/08; + ESP		24.3541-1762.5 240234	Ø 54 - Halter
			←	☐; Orga 09128→; → 03/08; - ESP		24.3541-1771.5 240239	BOS Ø 54 - Halter
			←	☐; Orga 09128→; → 03/08; - ESP		24.3541-1772.5 240240	BOS Ø 54 - Halter
			→	☐; → 03/08; + ESP		24.3387-1711.5 240868	TRW Ø 38 - Halter
			→	☐; → 03/08; + ESP		24.3387-1712.5 240869	TRW Ø 38 - Halter
1.6 HDI 90 (MF9HX)	66	07/05→05/08	←	☐; → 03/08; + ESP		24.3541-1761.5 240233	Ø 54 - Halter
			←	☐; → 03/08; + ESP		24.3541-1762.5 240234	Ø 54 - Halter
			←	☐; → 03/08; - ESP		24.3541-1771.5 240239	BOS Ø 54 - Halter
			←	☐; → 03/08; - ESP		24.3541-1772.5 240240	BOS Ø 54 - Halter
			→	☐; → 03/08; + ESP		24.3387-1711.5 240868	TRW Ø 38 - Halter
			→	☐; → 03/08; + ESP		24.3387-1712.5 240869	TRW Ø 38 - Halter
1.8 D (MFA9A)	43	07/98→10/02	←	☐; →Orga 09127		24.3541-1758.5 240935	TRW Ø 54 - Halter
1.8 i (MFLFX)	66	05/97→10/02	←	☐; Orga 09128→		24.3541-1771.5 240239	BOS Ø 54 - Halter
1.9 D (MFWJZ)	51	07/98→10/05	←	☐; Orga 09128→		24.3541-1772.5 240240	BOS Ø 54 - Halter
1.9 D 4WD (MFWJZ)	51	07/98→10/05	←	☐; Orga 09128→		24.3541-1772.5 240240	BOS Ø 54 - Halter
1.8 i 4WD (MFLFX)	66	04/97→10/01	←	☐; 05/97→; →Orga 09127		24.3541-1758.5 240935	TRW Ø 54 - Halter
			←	☐; Orga 09128→		24.3541-1771.5 240239	BOS Ø 54 - Halter
			←	☐; Orga 09128→		24.3541-1772.5 240240	BOS Ø 54 - Halter
1.9 D (MFDJY)	50	07/96→12/03	←	☐; →Orga 09127; V		24.3541-1758.5 240935	TRW Ø 54 - Halter
			←	☐; Orga 09128→		24.3541-1771.5 240239	BOS Ø 54 - Halter
			←	☐; Orga 09128→		24.3541-1772.5 240240	BOS Ø 54 - Halter
2.0 HDi 4x4 (MFRHY)	66	11/02→10/05	←	☐; →Orga 09127		24.3541-1758.5 240935	TRW Ø 54 - Halter
2.0 HDI 90 (MFRHY)	66	12/99→10/05	←	☐; Orga 09128→; + ESP		24.3541-1761.5 240233	Ø 54 - Halter
			←	☐; Orga 09128→; + ESP		24.3541-1762.5 240234	Ø 54 - Halter
			←	☐; Orga 09128→; - ESP		24.3541-1771.5 240239	BOS Ø 54 - Halter
			←	☐; Orga 09128→; - ESP		24.3541-1772.5 240240	BOS Ø 54 - Halter
			→	☐; + ESP		24.3387-1711.5 240868	TRW Ø 38 - Halter
			→	☐; + ESP		24.3387-1712.5 240869	TRW Ø 38 - Halter
Electric	28	01/98→12/05	←	☐; 11/02→		24.3541-1777.5 240247	TRW Ø 54 - Halter
↓							

**CITROËN - BERLINGO / BERLINGO FIRST Großraumlimousine (MF, GJK, GFK) 07/96→12/11**

**Bremssattel**

Electric	28	01/98→12/05	←	☐; 11/02→	2	24.3541-1778.5	240248	TRW Ø 54 - Halter
electrique	16	01/00→10/02	←	☐	2	24.3541-1777.5	240247	TRW Ø 54 - Halter
			←	☐	2	24.3541-1778.5	240248	TRW Ø 54 - Halter

**Bremsschlauch**

1.1 i (MFHDZ, MFHFX)	44	07/96→05/08	←	→ 03/08	2	24.5111-0438.3	330568	L= 445
	48	11/02→12/11	→	→Orga 09533	2	24.5229-0255.3	330581	L= 255
1.4 bivalent	55	07/96→12/11	→	Orga 09534→; → 03/08	2	24.5246-0260.3	330782	L= 260
			→					
1.4 i (MFKFX, MFKFW, GJKFWB, GJKFWC, GFKFWC)	55	04/03→10/08						
	53	11/02→10/05	←		2	24.5111-0438.3	330568	L= 445
1.4	53	11/02→10/05	→		2	24.5246-0260.3	330782	L= 260
			→					
1.6 16V (MFNFU)	80	10/00→12/11	←	→ 03/08; - ESP	2	24.5111-0438.3	330568	L= 445
	81	11/02→10/08	←	→ 03/08; + ESP	2	24.5111-0460.3	330603	L= 460
1.6 16V (MFNFU)	81	11/02→10/08	→	→Orga 09533	2	24.5229-0255.3	330581	L= 255
			→	Orga 09534→; → 03/08	2	24.5246-0260.3	330782	L= 260
1.6 HDI 75 (MF9HW, GJ9HWC, GF9HWC, GN9HWC)	55	07/05→12/11	←	→ 03/08	2	24.5111-0438.3	330568	L= 445
			→	→ 03/08	2	24.5246-0260.3	330782	L= 260
1.6 HDI 90 (MF9HX)	66	07/05→05/08	←	→ 03/08; - ESP	2	24.5111-0438.3	330568	L= 445
			←	→ 03/08; + ESP	2	24.5111-0460.3	330603	L= 460
			→	→ 03/08	2	24.5246-0260.3	330782	L= 260
1.8 D (MFA9A)	43	07/98→10/02	←		2	24.5111-0438.3	330568	L= 445
	66	05/97→10/02	→	→Orga 09533	2	24.5229-0255.3	330581	L= 255
1.8 i (MFLFX)	50	07/96→12/03	→	→Orga 09533	2	24.5229-0255.3	330581	L= 255
			→	Orga 09534→	2	24.5246-0260.3	330782	L= 260
1.9 D (MFDJY)	51	07/98→10/05	→	Orga 09534→	2	24.5246-0260.3	330782	L= 260
	51	07/98→10/05	→	Orga 09534→	2	24.5246-0260.3	330782	L= 260
1.9 D 4WD (MFWJZ)	51	07/98→10/05	→	Orga 09534→	2	24.5246-0260.3	330782	L= 260
	16	01/00→10/02	→	Orga 09534→	2	24.5246-0260.3	330782	L= 260
electricue	16	01/00→10/02	→	Orga 09534→	2	24.5246-0260.3	330782	L= 260
1.8 i 4WD (MFLFX)	66	04/97→10/01	←	05/97→	2	24.5111-0438.3	330568	L= 445
			→	05/97→; →Orga 09533	2	24.5229-0255.3	330581	L= 255
			→	Orga 09534→	2	24.5246-0260.3	330782	L= 260
2.0 HDi 4x4 (MFRHY)	66	11/02→10/05	←	- ESP	2	24.5111-0438.3	330568	L= 445
	66	12/99→10/05	←	+ ESP	2	24.5111-0460.3	330603	L= 460
2.0 HDi 90 (MFRHY)	66	12/99→10/05	→	→Orga 09533	2	24.5229-0255.3	330581	L= 255
			→	Orga 09534→	2	24.5246-0260.3	330782	L= 260
Electric	28	01/98→12/05	←	11/02→	2	24.5111-0438.3	330568	L= 445
			→	11/02→; →Orga 09533	2	24.5229-0255.3	330581	L= 255
			→	Orga 09534→	2	24.5246-0260.3	330782	L= 260

**CITROËN - BERLINGO / BERLINGO FIRST Kasten (M\_) 07/96→12/11**

**Bremssattel**

1.1 i (MAHDZ, MBHDZ, MBHFX)	44	07/96→03/08	←	☐; →Orga 09127	2	24.3541-1758.5	240935	TRW Ø 54 - Halter
			←	☐; Orga 09429→	2	24.3541-1771.5	240239	BOS Ø 54 - Halter
			←	☐; Orga 09128→	2	24.3541-1771.5	240239	BOS Ø 54 - Halter
			←	☐; Orga 09128→	2	24.3541-1772.5	240240	BOS Ø 54 - Halter
			←	☐; Orga 09429→	2	24.3541-1772.5	240240	BOS Ø 54 - Halter
			←	☐; →Orga 09428	2	24.3541-1777.5	240247	TRW Ø 54 - Halter
			←	☐; →Orga 09428	2	24.3541-1778.5	240248	TRW Ø 54 - Halter
			←	☐; →Orga 09428	2	24.3541-1778.5	240248	TRW Ø 54 - Halter
1.4 bivalent	48	11/02→12/11	←	☐; → 03/08	2	24.3541-1771.5	240239	BOS Ø 54 - Halter
	55	07/05→12/11	←	☐; → 03/08	2	24.3541-1772.5	240240	BOS Ø 54 - Halter
1.6 HDI 75 (MB9HW)	66	07/05→12/11	←	☐; → 03/08	2	24.3541-1772.5	240240	BOS Ø 54 - Halter
			←	☐; → 03/08	2	24.3541-1772.5	240240	BOS Ø 54 - Halter
1.6 HDI 90 (MB9HX, MC9HX)	66	07/05→12/11	←	☐; → 03/08	2	24.3541-1772.5	240240	BOS Ø 54 - Halter
			←	☐; → 03/08	2	24.3541-1772.5	240240	BOS Ø 54 - Halter
1.4 i (MBKFX, MBKFW)	55	07/96→12/11	←	☐; →Orga 09127	2	24.3541-1758.5	240935	TRW Ø 54 - Halter
			←	☐; Orga 09429→; → 03/08	2	24.3541-1771.5	240239	BOS Ø 54 - Halter
			←	☐; Orga 09128→; → 03/08	2	24.3541-1771.5	240239	BOS Ø 54 - Halter
			←	☐; Orga 09429→; → 03/08	2	24.3541-1772.5	240240	BOS Ø 54 - Halter
			←	☐; Orga 09128→; → 03/08	2	24.3541-1772.5	240240	BOS Ø 54 - Halter
			←	☐; →Orga 09428	2	24.3541-1777.5	240247	TRW Ø 54 - Halter
			←	☐; →Orga 09428	2	24.3541-1778.5	240248	TRW Ø 54 - Halter
			←	☐; →Orga 09428	2	24.3541-1778.5	240248	TRW Ø 54 - Halter

↓

**CITROËN - BERLINGO / BERLINGO FIRST Kasten (M\_) 07/96→12/11**

**Bremssattel**

1.4 i bivalent (MBKFW)	55	04/03→10/05	←	☐	24.3541-1771.5	240239	BOS Ø 54 - Halter
			←	☐	24.3541-1772.5	240240	BOS Ø 54 - Halter
1.6 16V	81	08/05→12/07	←	☐; →Orga 09127	24.3541-1758.5	240935	TRW Ø 54 - Halter
1.6 16V (MBNFU)	80	10/00→03/08	←	☐; Orga 09128→	24.3541-1771.5	240239	BOS Ø 54 - Halter
1.8 D (MBA9A, MCA9A)	43	07/96→10/02	←	☐; Orga 09128→	24.3541-1772.5	240240	BOS Ø 54 - Halter
1.8 i	66	08/99→10/02	←	☐; Orga 09128→	24.3541-1772.5	240240	BOS Ø 54 - Halter
1.9 D (MBDJY)	51	07/96→12/03	←	☐; Orga 09128→	24.3541-1772.5	240240	BOS Ø 54 - Halter
1.9 D 70 4WD (MBWJZ, MCWJZ)	51	07/98→03/06	←	☐; Orga 09127	24.3541-1758.5	240935	TRW Ø 54 - Halter
1.9 D 70 (MBWJZ, MCWJZ)	51	04/99→12/11	←	☐; Orga 09128→; → 03/08	24.3541-1771.5	240239	BOS Ø 54 - Halter
			←	☐; Orga 09128→; → 03/08	24.3541-1772.5	240240	BOS Ø 54 - Halter
			←	☐; Orga 09128→; → 03/08	24.3541-1772.5	240240	BOS Ø 54 - Halter
2.0 HDI 90 (MBRHY, MCRHY)	66	12/99→12/11	←	☐; →Orga 09127	24.3541-1758.5	240935	TRW Ø 54 - Halter
			←	☐; Orga 09128→; → 03/08	24.3541-1771.5	240239	BOS Ø 54 - Halter
			←	☐; Orga 09128→; → 03/08	24.3541-1772.5	240240	BOS Ø 54 - Halter
			→	☐; → 03/08; + ESP	24.3387-1711.5	240868	TRW Ø 38 - Halter
			→	☐; → 03/08; + ESP	24.3387-1712.5	240869	TRW Ø 38 - Halter
			→	☐; → 03/08; + ESP	24.3387-1712.5	240869	TRW Ø 38 - Halter
2.0 HDI 90 4WD (MBRHY, MCRHY)	66	11/00→10/05	←	☐; →Orga 09127	24.3541-1758.5	240935	TRW Ø 54 - Halter
			←	☐; Orga 09128→	24.3541-1771.5	240239	BOS Ø 54 - Halter
			←	☐; Orga 09128→	24.3541-1772.5	240240	BOS Ø 54 - Halter
			→	☐; + ESP	24.3387-1711.5	240868	TRW Ø 38 - Halter
			→	☐; + ESP	24.3387-1712.5	240869	TRW Ø 38 - Halter
Electric	27	07/03→12/05	←	☐; 11/04→	24.3541-1777.5	240247	TRW Ø 54 - Halter
			←	☐; 11/04→	24.3541-1778.5	240248	TRW Ø 54 - Halter








**Bremsschlauch**

1.1 i (MAHDZ, MBHDZ, MBHFX)	44	07/96→03/08	←		2	24.5111-0438.3	330568	L= 445
1.4 i bivalent (MBKFW)	55	04/03→10/05	→	→Orga 09533	2	24.5229-0255.3	330581	L= 255
1.6 16V	81	08/05→12/07	→	Orga 09534→	2	24.5246-0260.3	330782	L= 260
1.6 16V (MBNFU)	80	10/00→03/08	→	Orga 09534→	2	24.5246-0260.3	330782	L= 260
1.8 D (MBA9A, MCA9A)	43	07/96→10/02	→	Orga 09534→	2	24.5246-0260.3	330782	L= 260
1.8 i	66	08/99→10/02	→	Orga 09534→	2	24.5246-0260.3	330782	L= 260
1.9 D (MBDJY)	51	07/96→12/03	→	Orga 09534→	2	24.5246-0260.3	330782	L= 260
1.9 D 70 4WD (MBWJZ, MCWJZ)	51	07/98→03/06	→	Orga 09534→	2	24.5246-0260.3	330782	L= 260
1.4 bivalent	48	11/02→12/11	←	→ 03/08	2	24.5111-0438.3	330568	L= 445
1.4 i (MBKFX, MBKFW)	55	07/96→12/11	→	→Orga 09533	2	24.5229-0255.3	330581	L= 255
1.9 D 70 (MBWJZ, MCWJZ)	51	04/99→12/11	→	Orga 09534→; → 03/08	2	24.5246-0260.3	330782	L= 260
1.6 HDI 75 (MB9HW)	55	07/05→12/11	←	→ 03/08	2	24.5111-0438.3	330568	L= 445
1.6 HDI 90 (MB9HX, MC9HX)	66	07/05→12/11	→	→ 03/08	2	24.5246-0260.3	330782	L= 260
2.0 HDI 90 (MBRHY, MCRHY)	66	12/99→12/11	←	→ 03/08; - ESP	2	24.5111-0438.3	330568	L= 445
			→	→Orga 09533	2	24.5229-0255.3	330581	L= 255
			→	Orga 09534→; → 03/08	2	24.5246-0260.3	330782	L= 260
2.0 HDI 90 4WD (MBRHY, MCRHY)	66	11/00→10/05	←	- ESP	2	24.5111-0438.3	330568	L= 445
			→	→Orga 09533	2	24.5229-0255.3	330581	L= 255
			→	Orga 09534→	2	24.5246-0260.3	330782	L= 260
Electric	27	07/03→12/05	←		2	24.5111-0438.3	330568	L= 445
			→	11/04→; →Orga 09533	2	24.5229-0255.3	330581	L= 255
			→	Orga 09534→	2	24.5246-0260.3	330782	L= 260








**CITROËN - BERLINGO (B9) 04/08→**








**Bremssattel**































1.2 PureTech 110	81	02/16→	←	☐	11.9601-9717.2	220901	ATE Ø 60 - Halter
1.6	66	04/08→	←	☐	11.9601-9718.2	220902	ATE Ø 60 - Halter
1.6	80	04/08→	←	☐	11.9601-9718.2	220902	ATE Ø 60 - Halter
1.6 BlueHdi 100	73	12/14→					
1.6 BlueHdi 120	88	12/14→					
1.6 HDi 110	80	04/08→					
1.6 HDi 110	82	07/10→					
1.6 HDi 115	84	07/10→					
↓							











	kw			 	! #		
<b>CITROËN - BERLINGO (B9) 04/08→</b>							
<b>Bremssattel</b>							
1.6 HDi 115 4x4	84	02/12→	←	☐		11.9601-9717.2 220901	ATE Ø 60 - Halter
1.6 HDi 75 16V	55	04/08→					
1.6 HDi 90	66	04/08→	←	☐		11.9601-9718.2 220902	ATE Ø 60 - Halter
1.6 HDi 90	68	07/10→					
1.6 HDi 90 4x4	66	02/12→12/14					
1.6 VTi 120	88	11/09→					
1.6 VTi 95	72	07/10→					
1.6 HDi 75 / BlueHDi 75	55	04/08→	←	☐; 04/15→		11.9601-9717.2 220901	ATE Ø 60 - Halter
			←	☐; 04/15→		11.9601-9718.2 220902	ATE Ø 60 - Halter
<b>Feder, Bremssattel</b>							
1.2 PureTech 110	81	02/16→			2	11.8116-0356.1 390586	ATE
1.6	66	04/08→					
1.6	80	04/08→					
1.6 BlueHDi 100	73	12/14→					
1.6 BlueHDi 120	88	12/14→					
1.6 HDi 110	80	04/08→					
1.6 HDi 110	82	07/10→					
1.6 HDi 115	84	07/10→					
1.6 HDi 115 4x4	84	02/12→					
1.6 HDi 75 16V	55	04/08→					
1.6 HDi 90	66	04/08→					
1.6 HDi 90	68	07/10→					
1.6 HDi 90 4x4	66	02/12→12/14					
1.6 VTi 120	88	11/09→					
1.6 VTi 95	72	07/10→					
1.6 HDi 75 / BlueHDi 75	55	04/08→		04/15→	2	11.8116-0356.1 390586	ATE
<b>Führungshülzensatz, Bremssattel</b>							
1.2 PureTech 110	81	02/16→	←			11.0101-5704.2 260095	ATE
1.6	66	04/08→					
1.6	80	04/08→					
1.6 BlueHDi 100	73	12/14→					
1.6 BlueHDi 120	88	12/14→					
1.6 HDi 110	80	04/08→					
1.6 HDi 110	82	07/10→					
1.6 HDi 115	84	07/10→					
1.6 HDi 115 4x4	84	02/12→					
1.6 HDi 75 16V	55	04/08→					
1.6 HDi 90	66	04/08→					
1.6 HDi 90	68	07/10→					
1.6 HDi 90 4x4	66	02/12→12/14					
1.6 VTi 120	88	11/09→					
1.6 VTi 95	72	07/10→					
1.6 HDi 75 / BlueHDi 75	55	04/08→	←	04/15→		11.0101-5704.2 260095	ATE
<b>Führungsbolzen, Bremssattel</b>							
1.2 PureTech 110	81	02/16→				11.8171-0008.1 990049	ATE
1.6	66	04/08→					
1.6	80	04/08→					
1.6 BlueHDi 100	73	12/14→					
1.6 BlueHDi 120	88	12/14→					
1.6 HDi 110	80	04/08→					
1.6 HDi 110	82	07/10→					
1.6 HDi 115	84	07/10→					
1.6 HDi 115 4x4	84	02/12→					
1.6 HDi 75 16V	55	04/08→					
1.6 HDi 90	66	04/08→					
1.6 HDi 90	68	07/10→					
1.6 HDi 90 4x4	66	02/12→12/14					
1.6 VTi 120	88	11/09→					
1.6 VTi 95	72	07/10→					
1.6 HDi 75 / BlueHDi 75	55	04/08→		04/15→		11.8171-0008.1 990049	ATE
<b>Dichtungssatz, Bremssattel</b>							
1.2 PureTech 110	81	02/16→	←			11.0441-6008.2 250038	ATE für Kolben-Ø [mm]: 60
1.6	66	04/08→					
1.6	80	04/08→					
1.6 BlueHDi 100	73	12/14→					
1.6 BlueHDi 120	88	12/14→					
1.6 HDi 110	80	04/08→					
1.6 HDi 110	82	07/10→					
1.6 HDi 115	84	07/10→					
1.6 HDi 115 4x4	84	02/12→					
1.6 HDi 75 16V	55	04/08→					
1.6 HDi 90	66	04/08→					
1.6 HDi 90	68	07/10→					
1.6 HDi 90 4x4	66	02/12→12/14					
1.6 VTi 120	88	11/09→					
1.6 VTi 95	72	07/10→					
↓							












	kW			 	! #		
<b>CITROËN - BERLINGO (B9) 04/08→</b>							
<b>Dichtungssatz, Bremssattel</b>							
1.6 HDi 75 / BlueHDi 75	55	04/08→	←	04/15→		11.0441-6008.2 250038	ATE für Kolben-Ø [mm]: 60
<b>Bremsschlauch</b>							
1.2 PureTech 110	81	02/16→	←		2	24.5111-0424.3 331014	L= 424,6
1.6	66	04/08→	→		2	24.5246-0216.3 331022	L= 216,6
1.6	80	04/08→					
1.6 BlueHDi 100	73	12/14→					
1.6 BlueHDi 120	88	12/14→					
1.6 HDi 110	80	04/08→					
1.6 HDi 110	82	07/10→					
1.6 HDi 115 4x4	84	02/12→					
1.6 HDi 75 16V	55	04/08→					
1.6 HDi 90	66	04/08→					
1.6 HDi 90	68	07/10→					
1.6 HDi 90 4x4	66	02/12→12/14					
1.6 VTi 120	88	11/09→					
1.6 VTi 95	72	07/10→					
1.6 HDi 115	84	07/10→	←		2	24.5111-0424.3 331014	L= 424,6
			→	07/12→	2	24.5246-0216.3 331022	L= 216,6
1.6 HDi 75 / BlueHDi 75	55	04/08→	←	04/15→	2	24.5111-0424.3 331014	L= 424,6
			→	04/15→	2	24.5246-0216.3 331022	L= 216,6
<b>CITROËN - BERLINGO Kasten (B9) 04/08→</b>							
<b>Bremssattel</b>							
1.6	66	04/08→	←			11.9601-9717.2 220901	ATE Ø 60 - Halter
1.6	80	04/08→	←			11.9601-9718.2 220902	ATE Ø 60 - Halter
1.6 BlueHDi 100	73	12/14→					
1.6 BlueHDi 100 4x4	73	12/14→					
1.6 BlueHDi 120	88	12/14→					
1.6 HDi 110	80	04/08→					
1.6 HDi 110	82	07/10→					
1.6 HDi 115	84	07/10→					
1.6 HDi 115 4x4	84	02/12→					
1.6 HDi 75	55	04/08→					
1.6 HDi 75 4x4	55	02/12→					
1.6 HDi 90	66	07/10→					
1.6 HDi 90	68	07/10→					
1.6 HDi 90 16V	66	04/08→					
1.6 HDi 90 4x4	66	02/12→					
1.6 VTi 120	88	11/09→					
1.6 VTi 95	72	07/10→					
Electric	49	03/14→					
1.6 HDi / BlueHDi 75	55	07/10→	←	☐; 04/15→		11.9601-9717.2 220901	ATE Ø 60 - Halter
			←	☐; 04/15→		11.9601-9718.2 220902	ATE Ø 60 - Halter
Electric	35	01/13→	←	☐; 02/13→		11.9601-9717.2 220901	ATE Ø 60 - Halter
Electric	42	09/11→	←	☐; 02/13→		11.9601-9718.2 220902	ATE Ø 60 - Halter
<b>Feder, Bremssattel</b>							
1.6	66	04/08→			2	11.8116-0356.1 390586	ATE
1.6	80	04/08→					
1.6 BlueHDi 100	73	12/14→					
1.6 BlueHDi 100 4x4	73	12/14→					
1.6 BlueHDi 120	88	12/14→					
1.6 HDi 110	80	04/08→					
1.6 HDi 110	82	07/10→					
1.6 HDi 115	84	07/10→					
1.6 HDi 115 4x4	84	02/12→					
1.6 HDi 75	55	04/08→					
1.6 HDi 75 4x4	55	02/12→					
1.6 HDi 90	66	07/10→					
1.6 HDi 90	68	07/10→					
1.6 HDi 90 16V	66	04/08→					
1.6 HDi 90 4x4	66	02/12→					
1.6 VTi 120	88	11/09→					
1.6 VTi 95	72	07/10→					
Electric	49	03/14→					
1.6 HDi / BlueHDi 75	55	07/10→		04/15→	2	11.8116-0356.1 390586	ATE
Electric	35	01/13→		02/13→	2	11.8116-0356.1 390586	ATE
Electric	42	09/11→					
<b>Führungshülensatz, Bremssattel</b>							
1.6	66	04/08→	←			11.0101-5704.2 260095	ATE
1.6	80	04/08→					
1.6 BlueHDi 100	73	12/14→					
1.6 BlueHDi 100 4x4	73	12/14→					
1.6 BlueHDi 120	88	12/14→					











	kW			 	! #		
<b>CITROËN - BERLINGO Kasten (B9) 04/08→</b>							
<b>Führungshülzensatz, Bremssattel</b>							
1.6 HDi 110	80	04/08→	←			11.0101-5704.2	260095 ATE
1.6 HDi 110	82	07/10→					
1.6 HDi 115	84	07/10→					
1.6 HDi 115 4x4	84	02/12→					
1.6 HDi 75	55	04/08→					
1.6 HDi 75 4x4	55	02/12→					
1.6 HDi 90	66	07/10→					
1.6 HDi 90	68	07/10→					
1.6 HDi 90 16V	66	04/08→					
1.6 HDi 90 4x4	66	02/12→					
1.6 VTi 120	88	11/09→					
1.6 VTi 95	72	07/10→					
Electric	49	03/14→					
1.6 HDi / BlueHDi 75	55	07/10→	←	04/15→		11.0101-5704.2	260095 ATE
Electric	35	01/13→	←	02/13→		11.0101-5704.2	260095 ATE
Electric	42	09/11→					
<b>Führungsbolzen, Bremssattel</b>							
1.6	66	04/08→				11.8171-0008.1	990049 ATE
1.6	80	04/08→					
1.6 BlueHDi 100	73	12/14→					
1.6 BlueHDi 100 4x4	73	12/14→					
1.6 BlueHDi 120	88	12/14→					
1.6 HDi 110	80	04/08→					
1.6 HDi 110	82	07/10→					
1.6 HDi 115	84	07/10→					
1.6 HDi 115 4x4	84	02/12→					
1.6 HDi 75	55	04/08→					
1.6 HDi 75 4x4	55	02/12→					
1.6 HDi 90	66	07/10→					
1.6 HDi 90	68	07/10→					
1.6 HDi 90 16V	66	04/08→					
1.6 HDi 90 4x4	66	02/12→					
1.6 VTi 120	88	11/09→					
1.6 VTi 95	72	07/10→					
Electric	49	03/14→					
1.6 HDi / BlueHDi 75	55	07/10→		04/15→		11.8171-0008.1	990049 ATE
Electric	35	01/13→		02/13→		11.8171-0008.1	990049 ATE
Electric	42	09/11→					
<b>Dichtungssatz, Bremssattel</b>							
1.6	66	04/08→	←			11.0441-6008.2	250038 ATE für Kolben-Ø [mm]: 60
1.6	80	04/08→					
1.6 BlueHDi 100	73	12/14→					
1.6 BlueHDi 100 4x4	73	12/14→					
1.6 BlueHDi 120	88	12/14→					
1.6 HDi 110	80	04/08→					
1.6 HDi 110	82	07/10→					
1.6 HDi 115	84	07/10→					
1.6 HDi 115 4x4	84	02/12→					
1.6 HDi 75	55	04/08→					
1.6 HDi 75 4x4	55	02/12→					
1.6 HDi 90	66	07/10→					
1.6 HDi 90	68	07/10→					
1.6 HDi 90 16V	66	04/08→					
1.6 HDi 90 4x4	66	02/12→					
1.6 VTi 120	88	11/09→					
1.6 VTi 95	72	07/10→					
Electric	49	03/14→					
1.6 HDi / BlueHDi 75	55	07/10→	←	04/15→		11.0441-6008.2	250038 ATE für Kolben-Ø [mm]: 60
Electric	35	01/13→	←	02/13→		11.0441-6008.2	250038 ATE für Kolben-Ø [mm]: 60
Electric	42	09/11→					
<b>Bremsschlauch</b>							
1.6	66	04/08→	←		2	24.5111-0424.3	331014 L= 424,6
1.6	80	04/08→					
1.6 BlueHDi 100	73	12/14→	→		2	24.5246-0216.3	331022 L= 216,6
1.6 BlueHDi 100 4x4	73	12/14→					
1.6 BlueHDi 120	88	12/14→					
1.6 HDi 110	80	04/08→					
1.6 HDi 110	82	07/10→					
1.6 HDi 115 4x4	84	02/12→					
1.6 HDi 75	55	04/08→					
1.6 HDi 75 4x4	55	02/12→					
1.6 HDi 90	66	07/10→					
1.6 HDi 90	68	07/10→					
1.6 HDi 90 16V	66	04/08→					
1.6 HDi 90 4x4	66	02/12→					
1.6 VTi 120	88	11/09→					
1.6 VTi 95	72	07/10→					
Electric	49	03/14→					


























	kw			 	! #		
<b>CITROËN - BERLINGO Kasten (B9) 04/08→</b>							
 <b>Bremsschlauch</b>							
1.6 HDi / BlueHDi 75	55	07/10→	←	04/15→	2	24.5111-0424.3 331014	L= 424,6
			→	04/15→	2	24.5246-0216.3 331022	L= 216,6
1.6 HDi 115	84	07/10→	←		2	24.5111-0424.3 331014	L= 424,6
			→	07/12→	2	24.5246-0216.3 331022	L= 216,6
Electric	35	01/13→	←	02/13→	2	24.5111-0424.3 331014	L= 424,6
Electric	42	09/11→	→	02/13→	2	24.5246-0216.3 331022	L= 216,6
<b>CITROËN - BERLINGO Pritsche/Fahrgestell (B9) 04/08→</b>							
 <b>Bremssattel</b>							
1.6 BlueHDi 100	73	12/14→	←			11.9601-9717.2 220901	ATE Ø 60 - Halter
1.6 HDi 90 16V	66	04/08→					
1.6 HDi 92	68	07/10→	←			11.9601-9718.2 220902	ATE Ø 60 - Halter
<b>Feder, Bremssattel</b>							
1.6 BlueHDi 100	73	12/14→			2	11.8116-0356.1 390586	ATE
1.6 HDi 90 16V	66	04/08→					
1.6 HDi 92	68	07/10→					
<b>Führungshülzensatz, Bremssattel</b>							
1.6 BlueHDi 100	73	12/14→	←			11.0101-5704.2 260095	ATE
1.6 HDi 90 16V	66	04/08→					
1.6 HDi 92	68	07/10→					
<b>Führungsbolzen, Bremssattel</b>							
1.6 BlueHDi 100	73	12/14→				11.8171-0008.1 990049	ATE
1.6 HDi 90 16V	66	04/08→					
1.6 HDi 92	68	07/10→					
<b>Dichtungssatz, Bremssattel</b>							
1.6 BlueHDi 100	73	12/14→	←			11.0441-6008.2 250038	ATE für Kolben-Ø [mm]: 60
1.6 HDi 90 16V	66	04/08→					
1.6 HDi 92	68	07/10→					
 <b>Bremsschlauch</b>							
1.6 BlueHDi 100	73	12/14→	←		2	24.5111-0424.3 331014	L= 424,6
1.6 HDi 90 16V	66	04/08→					
1.6 HDi 92	68	07/10→	→		2	24.5246-0216.3 331022	L= 216,6
<b>CITROËN - C1 (PM_, PN_) 06/05→09/14</b>							
 <b>Bremssattel</b>							
1.0	50	06/05→09/14	←	 ; → 04/14		24.3481-1791.5 240731	Ø 48 - Halter
			←	 ; → 04/14		24.3481-1792.5 240732	Ø 48 - Halter
1.4 HDi	40	06/05→09/14	←	 ; → 12/08		24.3481-1791.5 240731	Ø 48 - Halter
			←	 ; → 12/08		24.3481-1792.5 240732	Ø 48 - Halter
 <b>Bremsschlauch</b>							
1.0	50	06/05→09/14	←	 ; → 04/14		24.5262-0501.3 331025	L= 501,5
			←	 ; → 04/14		24.5295-0496.3 331033	L= 496
			→	→ 04/14	2	24.5261-0225.3 330909	L= 225
1.4 HDi	40	06/05→09/14	←	 ; → 12/08		24.5262-0501.3 331025	L= 501,5
			←	 ; → 12/08		24.5295-0496.3 331033	L= 496
			→	→ 12/08	2	24.5261-0225.3 330909	L= 225
<b>CITROËN - C1 II (PA_, PS_) 04/14→</b>							
 <b>Bremssattel</b>							
1.0 VTi 68	51	04/14→	←			24.3481-1791.5 240731	Ø 48 - Halter
1.2 VTi 82	60	04/14→	←			24.3481-1792.5 240732	Ø 48 - Halter
<b>CITROËN - C2 (JM_) 09/03→</b>							
 <b>Bremssattel</b>							
1.1	44	09/03→	←	 ; → 12/09		24.3481-1761.5 240393	TRW Ø 48 - Halter
			←	 ; → 12/09		24.3481-1762.5 240394	TRW Ø 48 - Halter
1.4	54	09/03→	←	 ; → 12/09		24.3481-1761.5 240393	TRW Ø 48 - Halter
1.4	55	10/06→	←	 ; → 12/09		24.3481-1762.5 240394	TRW Ø 48 - Halter
↓							











	kw			 	! #		
<b>CITROËN - C2 (JM_) 09/03→</b>							
 <b>Bremssattel</b>							
1.4 1.4	54 55	09/03→ 10/06→	←	☐; → 12/09; V		24.3541-1803.5 240908	TRW Ø 54 - Halter
			←	☐; → 12/09; V		24.3541-1804.5 240909	TRW Ø 54 - Halter
			→	☐; → 12/09		24.3387-1705.5 240926	TRW Ø 38 - Halter
			→	☐; → 12/09		24.3387-1706.5 240927	TRW Ø 38 - Halter
1.4 16V	65	06/06→	←	☐; → 12/09; V		24.3541-1803.5 240908	TRW Ø 54 - Halter
			←	☐; → 12/09; V		24.3541-1804.5 240909	TRW Ø 54 - Halter
			→	☐; → 12/09		24.3387-1705.5 240926	TRW Ø 38 - Halter
			→	☐; → 12/09		24.3387-1706.5 240927	TRW Ø 38 - Halter
1.4 HDi	50	09/03→	←	☐; → 12/09		24.3481-1761.5 240393	TRW Ø 48 - Halter
			←	☐; → 12/09		24.3481-1762.5 240394	TRW Ø 48 - Halter
			←	☐; Orga 10801→; → 12/09; V		24.3541-1771.5 240239	BOS Ø 54 - Halter
			←	☐; Orga 10801→; → 12/09; V		24.3541-1772.5 240240	BOS Ø 54 - Halter
			←	☐; →Orga 10800; V		24.3541-1803.5 240908	TRW Ø 54 - Halter
			←	☐; →Orga 10800; V		24.3541-1804.5 240909	TRW Ø 54 - Halter
			→	☐; → 12/09		24.3387-1705.5 240926	TRW Ø 38 - Halter
			→	☐; → 12/09		24.3387-1706.5 240927	TRW Ø 38 - Halter
1.6	80	09/03→	←	☐; Orga 10801→; → 12/09		24.3541-1771.5 240239	BOS Ø 54 - Halter
			←	☐; Orga 10801→; → 12/09		24.3541-1772.5 240240	BOS Ø 54 - Halter
			←	☐; →Orga 10800		24.3541-1803.5 240908	TRW Ø 54 - Halter
			←	☐; →Orga 10800		24.3541-1804.5 240909	TRW Ø 54 - Halter
			→	☐; → 12/09		24.3387-1705.5 240926	TRW Ø 38 - Halter
			→	☐; → 12/09		24.3387-1706.5 240927	TRW Ø 38 - Halter
1.6 HDi 1.6 VTS	80 90	09/05→ 01/05→	←	☐; → 12/09		24.3541-1771.5 240239	BOS Ø 54 - Halter
			←	☐; → 12/09		24.3541-1772.5 240240	BOS Ø 54 - Halter
			→	☐; → 12/09		24.3387-1705.5 240926	TRW Ø 38 - Halter
			→	☐; → 12/09		24.3387-1706.5 240927	TRW Ø 38 - Halter
 <b>Bremsschlauch</b>							
1.1 1.4 1.4 1.4 HDi 1.6	44 54 55 50 80	09/03→ 09/03→ 10/06→ 09/03→ 09/03→	←	→ 12/09; passend für Felgengröße [Zoll]: 16	2	24.5111-0446.3 331055	L= 445
			←	→ 12/09; nicht für Felgengröße [Zoll]: 16	2	24.5111-0460.3 330603	L= 460
			→	→Orga 10569	2	24.5246-0185.3 330881	L= 185
			→	Orga 10570→; → 12/09	2	24.5246-0190.3 330697	L= 190
1.4 16V	65	06/06→	←	→ 12/09; passend für Felgengröße [Zoll]: 16	2	24.5111-0446.3 331055	L= 445
			←	→ 12/09; nicht für Felgengröße [Zoll]: 16	2	24.5111-0460.3 330603	L= 460
			→	→ 12/09	2	24.5246-0190.3 330697	L= 190
1.6 HDi	80	09/05→	←	→ 12/09; passend für Felgengröße [Zoll]: 16	2	24.5111-0446.3 331055	L= 445
			←	→ 12/09; nicht für Felgengröße [Zoll]: 16	2	24.5111-0460.3 330603	L= 460
			→	Orga 10570→; → 12/09	2	24.5246-0190.3 330697	L= 190
1.6 VTS	90	01/05→	←	→ 12/09	2	24.5111-0446.3 331055	L= 445
			→	→Orga 10569	2	24.5246-0185.3 330881	L= 185
			→	Orga 10570→; → 12/09	2	24.5246-0190.3 330697	L= 190
<b>CITROËN - C2 ENTERPRISE (JG_) 04/09→</b>							
 <b>Bremssattel</b>							
1.4 HDi	50	04/09→	←	☐; → 12/09		24.3481-1761.5 240393	TRW Ø 48 - Halter
			←	☐; → 12/09		24.3481-1762.5 240394	TRW Ø 48 - Halter
			←	☐; Orga 10801→; → 12/09; V		24.3541-1771.5 240239	BOS Ø 54 - Halter
			←	☐; Orga 10801→; → 12/09; V		24.3541-1772.5 240240	BOS Ø 54 - Halter
			←	☐; →Orga 10800; V		24.3541-1803.5 240908	TRW Ø 54 - Halter
			←	☐; →Orga 10800; V		24.3541-1804.5 240909	TRW Ø 54 - Halter
			→	☐; → 12/09		24.3387-1705.5 240926	TRW Ø 38 - Halter
			→	☐; → 12/09		24.3387-1706.5 240927	TRW Ø 38 - Halter
↓							









	kw			 	! #		
<b>CITROËN - C2 ENTERPRISE (JG_) 04/09→</b>							
 <b>Bremsschlauch</b>							
1.4 HDi	50	04/09→	←	→ 12/09; passend für Felgengröße [Zoll]: 16	2	24.5111-0446.3 331055	L= 445
			←	→ 12/09; nicht für Felgengröße [Zoll]: 16	2	24.5111-0460.3 330603	L= 460
			→	→ Orga 10569	2	24.5246-0185.3 330881	L= 185
			→	Orga 10570→; → 12/09	2	24.5246-0190.3 330697	L= 190
<b>CITROËN - C3 I (FC_, FN_) 02/02→</b>							
 <b>Bremssattel</b>							
1.1 i	44	02/02→	←	☐; → 08/09		24.3481-1761.5 240393	TRW Ø 48 - Halter
1.4 HDi	50	02/02→	←	☐; → 08/09		24.3481-1762.5 240394	TRW Ø 48 - Halter
1.4 HDi	52	07/03→02/11	←	☐; → 08/09			
1.4 HDi	55	05/05→					
1.4 i	54	02/02→					
1.4 16V	65	12/03→	←	☐; → 08/09; passend für Felgengröße [Zoll]: 16		24.3541-1771.5 240239	BOS Ø 54 - Halter
			←	☐; → 08/09; passend für Felgengröße [Zoll]: 16		24.3541-1772.5 240240	BOS Ø 54 - Halter
			←	☐; → 08/09; passend für Felgengröße [Zoll]: 15		24.3541-1803.5 240908	TRW Ø 54 - Halter
			←	☐; → 08/09; passend für Felgengröße [Zoll]: 15		24.3541-1804.5 240909	TRW Ø 54 - Halter
1.4 16V HDi	66	02/02→	←	☐; → 08/09		24.3541-1803.5 240908	TRW Ø 54 - Halter
			←	☐; → 08/09		24.3541-1804.5 240909	TRW Ø 54 - Halter
1.4 i Bivalent	54	02/02→	←	☐; 09/05→ 08/09		24.3481-1761.5 240393	TRW Ø 48 - Halter
			←	☐; 09/05→ 08/09		24.3481-1762.5 240394	TRW Ø 48 - Halter
1.6 16V	80	02/02→	←	☐; → Orga 10800; Automatikgetriebe		24.3541-1761.5 240233	Ø 54 - Halter
			←	☐; Orga 10801→; → 08/09; Automatikgetriebe		24.3541-1761.5 240233	Ø 54 - Halter
			←	☐; Orga 10801→; → 08/09; Automatikgetriebe		24.3541-1762.5 240234	Ø 54 - Halter
			←	☐; → Orga 10800; Automatikgetriebe		24.3541-1762.5 240234	Ø 54 - Halter
			←	☐; → 08/09; Schaltgetriebe; passend für Felgengröße [Zoll]: 16		24.3541-1771.5 240239	BOS Ø 54 - Halter
			←	☐; → 08/09; Schaltgetriebe; passend für Felgengröße [Zoll]: 16		24.3541-1772.5 240240	BOS Ø 54 - Halter
			←	☐; → 08/09; Schaltgetriebe		24.3541-1803.5 240908	TRW Ø 54 - Halter
			←	☐; → 08/09; Schaltgetriebe		24.3541-1804.5 240909	TRW Ø 54 - Halter
			→	☐; → 08/09		24.3387-1705.5 240926	TRW Ø 38 - Halter
			→	☐; → 08/09		24.3387-1706.5 240927	TRW Ø 38 - Halter
1.6 16V	81	05/03→09/05	←	☐; Orga 10801→; Automatikgetriebe		24.3541-1761.5 240233	Ø 54 - Halter
			←	☐; → Orga 10800; Automatikgetriebe		24.3541-1761.5 240233	Ø 54 - Halter
			←	☐; → Orga 10800; Automatikgetriebe		24.3541-1762.5 240234	Ø 54 - Halter
			←	☐; Orga 10801→; Automatikgetriebe		24.3541-1762.5 240234	Ø 54 - Halter
			←	☐; Schaltgetriebe; passend für Felgengröße [Zoll]: 16		24.3541-1771.5 240239	BOS Ø 54 - Halter
			←	☐; Schaltgetriebe; passend für Felgengröße [Zoll]: 16		24.3541-1772.5 240240	BOS Ø 54 - Halter
			←	☐; Schaltgetriebe		24.3541-1803.5 240908	TRW Ø 54 - Halter
			←	☐; Schaltgetriebe		24.3541-1804.5 240909	TRW Ø 54 - Halter
			→	☐		24.3387-1705.5 240926	TRW Ø 38 - Halter
			→	☐		24.3387-1706.5 240927	TRW Ø 38 - Halter
1.6 16V HDi	66	10/05→	←	☐; → 08/09; passend für Felgengröße [Zoll]: 16		24.3541-1771.5 240239	BOS Ø 54 - Halter
			←	☐; → 08/09; passend für Felgengröße [Zoll]: 16		24.3541-1772.5 240240	BOS Ø 54 - Halter
			←	☐; → 08/09; passend für Felgengröße [Zoll]: 15		24.3541-1803.5 240908	TRW Ø 54 - Halter
			←	☐; → 08/09; passend für Felgengröße [Zoll]: 15		24.3541-1804.5 240909	TRW Ø 54 - Halter
			→	☐; → 08/09		24.3387-1705.5 240926	TRW Ø 38 - Halter
			→	☐; → 08/09		24.3387-1706.5 240927	TRW Ø 38 - Halter
1.6 16V HDi	80	09/05→	←	☐; Orga 10801→; → 08/09		24.3541-1761.5 240233	Ø 54 - Halter
			←	☐; → Orga 10800		24.3541-1761.5 240233	Ø 54 - Halter
↓							












	kw				! #			
<b>CITROËN - C3 I (FC_, FN_) 02/02→</b>								
 <b>Bremssattel</b>								
1.6 16V HDi	80	09/05→	←	☐; →Orga 10800	2	24.3541-1762.5	240234	Ø 54 - Halter
			←	☐; Orga 10801→; → 08/09	2	24.3541-1762.5	240234	Ø 54 - Halter
			←	☐; → 08/09	2	24.3541-1803.5	240908	TRW Ø 54 - Halter
			←	☐; → 08/09	2	24.3541-1804.5	240909	TRW Ø 54 - Halter
			→	☐; → 08/09	2	24.3387-1705.5	240926	TRW Ø 38 - Halter
			→	☐; → 08/09	2	24.3387-1706.5	240927	TRW Ø 38 - Halter
 <b>Bremsschlauch</b>								
1.1 i	44	02/02→	←	→ 08/09	2	24.5111-0460.3	330603	L= 460
1.4 16V	65	12/03→	→	→Orga 10569	2	24.5246-0185.3	330881	L= 185
1.4 16V HDi	66	02/02→	→	Orga 10570→; → 08/09	2	24.5246-0190.3	330697	L= 190
1.4 HDi	50	02/02→	→					
1.4 HDi	52	07/03→02/11	→					
1.4 HDi	55	05/05→						
1.4 i	54	02/02→						
1.6 16V HDi	66	10/05→						
1.4 i Bivalent	54	02/02→	←	09/05→ 08/09	2	24.5111-0460.3	330603	L= 460
			→	09/05→; →Orga 10569	2	24.5246-0185.3	330881	L= 185
			→	Orga 10570→; → 08/09	2	24.5246-0190.3	330697	L= 190
1.6 16V	80	02/02→	←	→ 08/09; Automatikgetriebe; passend für Felgenreöße [Zoll]: 16	2	24.5111-0446.3	331055	L= 445
			←	→ 08/09; Schaltgetriebe; nicht für Felgenreöße [Zoll]: 16	2	24.5111-0460.3	330603	L= 460
			→	→Orga 10569	2	24.5246-0185.3	330881	L= 185
			→	Orga 10570→; → 08/09	2	24.5246-0190.3	330697	L= 190
1.6 16V	81	05/03→09/05	←	Automatikgetriebe; passend für Felgenreöße [Zoll]: 16	2	24.5111-0446.3	331055	L= 445
			←	Schaltgetriebe; nicht für Felgenreöße [Zoll]: 16	2	24.5111-0460.3	330603	L= 460
			→	→Orga 10569	2	24.5246-0185.3	330881	L= 185
			→	Orga 10570→	2	24.5246-0190.3	330697	L= 190
1.6 16V HDi	80	09/05→	←	→ 08/09; + ABS	2	24.5111-0446.3	331055	L= 445
			←	→ 08/09; - ABS	2	24.5111-0460.3	330603	L= 460
			→	→Orga 10569	2	24.5246-0185.3	330881	L= 185
			→	Orga 10570→; → 08/09	2	24.5246-0190.3	330697	L= 190
<b>CITROËN - C3 II (SC_) 11/09→</b>								
 <b>Bremssattel</b>								
1.0 VTi 68	50	08/12→	←	☐; 10/12→	2	24.3541-1771.5	240239	BOS Ø 54 - Halter
1.2 VTi 82	60	06/12→	←	☐; 10/12→	2	24.3541-1772.5	240240	BOS Ø 54 - Halter
1.1	44	11/09→	←	☐	2	24.3541-1771.5	240239	BOS Ø 54 - Halter
1.1 BiFuel	44	11/10→	←	☐	2	24.3541-1772.5	240240	BOS Ø 54 - Halter
1.4	54	11/09→	←	☐				
1.4 HDi 70	50	11/09→						
1.4 LPG	54	07/10→						
1.4 VTi	72	11/09→						
1.4 VTi 95	70	11/09→						
1.6 HDi	68	11/09→						
1.6 HDi 90	66	11/09→						
1.2 THP 110	81	10/14→	←	☐; für Bremsscheibendurchmesser [mm]: 266	2	24.3541-1771.5	240239	BOS Ø 54 - Halter
1.4 LPG	70	06/13→						
1.6 BlueHDi 100	73	07/14→	←	☐; für Bremsscheibendurchmesser [mm]: 266	2	24.3541-1772.5	240240	BOS Ø 54 - Halter
1.6 BlueHDi 75	55	04/15→						
1.6 VTi 120	88	11/09→	→	☐	2	24.3387-1733.5	240655	TRW Ø 38 - Halter
			→	☐	2	24.3387-1734.5	240656	TRW Ø 38 - Halter
1.6 HDi 110	82	11/09→	→	☐	2	24.3387-1733.5	240655	TRW Ø 38 - Halter
1.6 HDi 115	84	09/12→	→	☐	2	24.3387-1734.5	240656	TRW Ø 38 - Halter
 <b>Bremsschlauch</b>								
1.0 VTi 68	50	08/12→	←	10/12→	2	24.5111-0496.3	331371	L= 495
1.2 VTi 82	60	06/12→	→	10/12→	2	24.5239-0165.3	330606	L= 165
1.1	44	11/09→	←		2	24.5111-0496.3	331371	L= 495
1.1 BiFuel	44	11/10→						
↓								

	kw			 	! #		
<b>CITROËN - C3 II (SC_) 11/09→</b>							
 <b>Bremsschlauch</b>							
1.2 THP 110	81	10/14→	➔		2	24.5239-0165.3 330606	L= 165
1.4	54	11/09→					
1.4 HDi 70	50	11/09→					
1.4 LPG	54	07/10→					
1.4 LPG	70	06/13→					
1.4 VTi	72	11/09→					
1.4 VTi 95	70	11/09→					
1.6 BlueHDi 100	73	07/14→					
1.6 BlueHDi 75	55	04/15→					
1.6 HDi	68	11/09→					
1.6 HDi 110	82	11/09→					
1.6 HDi 115	84	09/12→					
1.6 HDi 90	66	11/09→					
1.6 VTi 120	88	11/09→					
<b>CITROËN - C3 III (SX) 07/16→</b>							
 <b>Bremssattel</b>							
1.2 THP 110	81	07/16→	←			24.3541-1771.5 240239	BOS Ø 54 - Halter
1.2 VTi 68	50	07/16→					
1.2 VTi 82	60	07/16→	←			24.3541-1772.5 240240	BOS Ø 54 - Halter
1.6 BlueHDi 100	73	07/16→	➔			24.3387-1733.5 240655	TRW Ø 38 - Halter
1.6 BlueHDi 75	55	07/16→	➔			24.3387-1734.5 240656	TRW Ø 38 - Halter
 <b>Bremsschlauch</b>							
1.2 THP 110	81	07/16→	←	langer Radstand	2	24.5111-0496.3 331371	L= 495
1.2 VTi 68	50	07/16→					
1.2 VTi 82	60	07/16→	←	kurzer Radstand	2	24.5144-0480.3 330961	L= 480
1.6 BlueHDi 100	73	07/16→	➔		2	24.5239-0190.3 330966	L= 190
1.6 BlueHDi 75	55	07/16→					
<b>CITROËN - C3 AIRCROSS II 06/17→</b>							
 <b>Bremsschlauch</b>							
1.2 Puretech 110	81	06/17→	➔		2	24.5239-0190.3 330966	L= 190
1.2 Puretech 130	96	07/17→					
1.2 Puretech 82	60	06/17→					
1.6 BlueHDi 100	73	07/17→					
1.6 BlueHDi 115	85	06/17→					
1.6 BlueHDi 120	88	07/17→					
<b>CITROËN - C3 Picasso 02/09→</b>							
 <b>Bremssattel</b>							
1.2 THP 110	81	01/15→	←			24.3541-1771.5 240239	BOS Ø 54 - Halter
1.4 VTi 95	70	02/09→					
1.4 VTi 95 LPG	70	01/12→					
1.6 BlueHDi 100	73	01/15→	←	für Bremsscheibendurchmesser [mm]: 266		24.3541-1772.5 240240	BOS Ø 54 - Halter
1.6 HDi	66	02/09→					
1.6 HDi	80	02/09→	←	für Bremsscheibendurchmesser [mm]: 266			
1.6 HDi 110	82	05/10→	➔			24.3387-1733.5 240655	TRW Ø 38 - Halter
1.6 HDi 115	84	01/13→	➔			24.3387-1734.5 240656	TRW Ø 38 - Halter
1.6 HDi 90	68	07/10→	➔				
1.6 VTi 120	88	02/09→					
1.6 VTi	84	07/09→	←	 ; 10/16→; für Bremsscheibendurchmesser [mm]: 266		24.3541-1771.5 240239	BOS Ø 54 - Halter
			←	 ; 10/16→; für Bremsscheibendurchmesser [mm]: 266		24.3541-1772.5 240240	BOS Ø 54 - Halter
			➔	 ; 10/16→		24.3387-1733.5 240655	TRW Ø 38 - Halter
			➔	 ; 10/16→		24.3387-1734.5 240656	TRW Ø 38 - Halter
 <b>Bremsschlauch</b>							
1.2 THP 110	81	01/15→	←		2	24.5144-0480.3 330961	L= 480
1.4 VTi 95	70	02/09→					
1.4 VTi 95 LPG	70	01/12→	➔		2	24.5239-0190.3 330966	L= 190
1.6 BlueHDi 100	73	01/15→					
1.6 HDi	66	02/09→					
1.6 HDi	80	02/09→					
1.6 HDi 110	82	05/10→					
1.6 HDi 115	84	01/13→					
1.6 HDi 90	68	07/10→					
1.6 VTi 120	88	02/09→					
1.6 VTi	84	07/09→	←	10/16→	2	24.5144-0480.3 330961	L= 480
			➔	10/16→	2	24.5239-0190.3 330966	L= 190








	kw			 	! #		
<b>CITROËN - C3 Pluriel (HB_) 05/03→</b>							
 <b>Bremssattel</b>							
1.4	54	05/03→	←	☐; → 07/10		24.3541-1803.5 240908	TRW Ø 54 - Halter
1.4	55	07/03→	←	☐; → 07/10		24.3541-1804.5 240909	TRW Ø 54 - Halter
1.4 HDi	50	04/04→	←	☐; → 07/10		24.3541-1803.5 240908	TRW Ø 54 - Halter
1.6	80	05/03→	←	☐; → 07/10		24.3541-1804.5 240909	TRW Ø 54 - Halter
			←	☐; → 07/10		24.3387-1705.5 240926	TRW Ø 38 - Halter
			→	☐; → 07/10		24.3387-1706.5 240927	TRW Ø 38 - Halter
			→	☐; → 07/10			
 <b>Bremsschlauch</b>							
1.4	54	05/03→	←	→ 07/10	2	24.5111-0460.3 330603	L= 460
1.4	55	07/03→	→	→Orga 10569	2	24.5246-0185.3 330881	L= 185
1.4 HDi	50	04/04→	→	Orga 10570→; → 07/10	2	24.5246-0190.3 330697	L= 190
1.6	80	05/03→	→				
<b>CITROËN - C4 I (LC_) 11/04→12/13</b>							
 <b>Bremssattel</b>							
1.4 16V	65	11/04→07/11	←	☐; →Orga 10550; + ESP		24.3541-1761.5 240233	Ø 54 - Halter
	66	11/04→07/11	←	☐; →Orga 10550; + ESP		24.3541-1762.5 240234	Ø 54 - Halter
1.6 HDi			←	☐; - ESP		24.3541-1771.5 240239	BOS Ø 54 - Halter
			←	☐; Orga 10551→; + ESP		24.3541-1771.5 240239	BOS Ø 54 - Halter
			←	☐; - ESP		24.3541-1772.5 240240	BOS Ø 54 - Halter
			←	☐; Orga 10551→; + ESP		24.3541-1772.5 240240	BOS Ø 54 - Halter
			→	☐; Orga 12334→		24.3387-1709.5 240888	TRW Ø 38 - Halter
			→	☐; →Orga 11584		24.3387-1709.5 240888	TRW Ø 38 - Halter
			→	☐; →Orga 11584		24.3387-1710.5 240889	TRW Ø 38 - Halter
			→	☐; Orga 12334→		24.3387-1710.5 240889	TRW Ø 38 - Halter
			→	☐; Orga 11431→ Orga 12333		24.3387-1731.5 240880	TRW Ø 38 - Halter
			→	☐; Orga 11431→ Orga 12333		24.3387-1732.5 240881	TRW Ø 38 - Halter
			→	☐; Orga 11431→ Orga 12333			
			1.6 16V	80	11/04→07/11	←	☐; →Orga 10550; + ESP
←	☐; →Orga 10550; + ESP					24.3541-1762.5 240234	Ø 54 - Halter
←	☐; - ESP; Schaltgetriebe					24.3541-1771.5 240239	BOS Ø 54 - Halter
←	☐; Orga 10551→; + ESP; Schaltgetriebe					24.3541-1771.5 240239	BOS Ø 54 - Halter
←	☐; Orga 10551→; + ESP; Schaltgetriebe					24.3541-1772.5 240240	BOS Ø 54 - Halter
←	☐; - ESP; Schaltgetriebe					24.3541-1772.5 240240	BOS Ø 54 - Halter
→	☐; Orga 12334→					24.3387-1709.5 240888	TRW Ø 38 - Halter
→	☐; →Orga 11584					24.3387-1709.5 240888	TRW Ø 38 - Halter
→	☐; →Orga 11584					24.3387-1710.5 240889	TRW Ø 38 - Halter
→	☐; Orga 12334→					24.3387-1710.5 240889	TRW Ø 38 - Halter
→	☐; Orga 11431→ Orga 12333					24.3387-1731.5 240880	TRW Ø 38 - Halter
→	☐; Orga 11431→ Orga 12333					24.3387-1732.5 240881	TRW Ø 38 - Halter
1.6 16V Bio-Flex	80	09/07→07/08	←	☐; →Orga 10550; + ABS; Schaltgetriebe		24.3541-1761.5 240233	Ø 54 - Halter
			←	☐; →Orga 10550; + ABS; Schaltgetriebe		24.3541-1762.5 240234	Ø 54 - Halter
			←	☐; - ESP; Schaltgetriebe		24.3541-1771.5 240239	BOS Ø 54 - Halter
			←	☐; Orga 10551→; + ESP; Schaltgetriebe		24.3541-1771.5 240239	BOS Ø 54 - Halter
			←	☐; - ESP; Schaltgetriebe		24.3541-1772.5 240240	BOS Ø 54 - Halter
			←	☐; Orga 10551→; + ESP; Schaltgetriebe		24.3541-1772.5 240240	BOS Ø 54 - Halter
			→	☐; Orga 12334→		24.3387-1709.5 240888	TRW Ø 38 - Halter
			→	☐; →Orga 11584		24.3387-1709.5 240888	TRW Ø 38 - Halter
			→	☐; Orga 12334→		24.3387-1710.5 240889	TRW Ø 38 - Halter
			→	☐; →Orga 11584		24.3387-1710.5 240889	TRW Ø 38 - Halter
			→	☐; Orga 11431→ Orga 12333		24.3387-1731.5 240880	TRW Ø 38 - Halter
			→	☐; Orga 11431→ Orga 12333		24.3387-1732.5 240881	TRW Ø 38 - Halter
1.6 HDi	80	11/04→07/11	←	☐; →Orga 12053; + ESP		24.3541-1761.5 240233	Ø 54 - Halter
			←	☐; →Orga 12053; + ESP		24.3541-1762.5 240234	Ø 54 - Halter
			→	☐; Orga 12334→		24.3387-1709.5 240888	TRW Ø 38 - Halter
↓							









	kw			 	! #			
<b>CITROËN - C4 I (LC_) 11/04→12/13</b>								
<b> Bremssattel</b>								
1.6 HDi	80	11/04→07/11	➡	☐; →Orga 11584		24.3387-1709.5	240888	TRW Ø 38 - Halter
			➡	☐; Orga 12334→		24.3387-1710.5	240889	TRW Ø 38 - Halter
			➡	☐; →Orga 11584		24.3387-1710.5	240889	TRW Ø 38 - Halter
			➡	☐; Orga 11431→ Orga 12333		24.3387-1731.5	240880	TRW Ø 38 - Halter
			➡	☐; Orga 11431→ Orga 12333		24.3387-1732.5	240881	TRW Ø 38 - Halter
1.6 THP 140 1.6 THP 150 2.0 16V	103 110 100	07/08→07/11 07/08→07/11 11/04→07/07	←	☐		24.3541-1761.5	240233	Ø 54 - Halter
			←	☐		24.3541-1762.5	240234	Ø 54 - Halter
			➡	☐; Orga 12334→		24.3387-1709.5	240888	TRW Ø 38 - Halter
			➡	☐; →Orga 11584		24.3387-1709.5	240888	TRW Ø 38 - Halter
			➡	☐; →Orga 11584		24.3387-1710.5	240889	TRW Ø 38 - Halter
			➡	☐; Orga 12334→		24.3387-1710.5	240889	TRW Ø 38 - Halter
			➡	☐; Orga 11431→ Orga 12333		24.3387-1731.5	240880	TRW Ø 38 - Halter
			➡	☐; Orga 11431→ Orga 12333		24.3387-1732.5	240881	TRW Ø 38 - Halter
1.6 VTi 120	88	07/08→07/11	←	☐; Vorschaltgetriebe		24.3541-1761.5	240233	Ø 54 - Halter
			←	☐; Vorschaltgetriebe		24.3541-1762.5	240234	Ø 54 - Halter
			←	☐; Schaltgetriebe		24.3541-1771.5	240239	BOS Ø 54 - Halter
			←	☐; Schaltgetriebe		24.3541-1772.5	240240	BOS Ø 54 - Halter
			➡	☐; Orga 12334→		24.3387-1709.5	240888	TRW Ø 38 - Halter
			➡	☐; →Orga 11584		24.3387-1709.5	240888	TRW Ø 38 - Halter
			➡	☐; →Orga 11584		24.3387-1710.5	240889	TRW Ø 38 - Halter
			➡	☐; Orga 12334→		24.3387-1710.5	240889	TRW Ø 38 - Halter
			➡	☐; Orga 11431→ Orga 12333		24.3387-1731.5	240880	TRW Ø 38 - Halter
			➡	☐; Orga 11431→ Orga 12333		24.3387-1732.5	240881	TRW Ø 38 - Halter
2.0 16V 2.0 16V	103 105	11/04→07/11 09/06→07/09	←	☐; →Orga 12053		24.3541-1761.5	240233	Ø 54 - Halter
			←	☐; →Orga 12053		24.3541-1762.5	240234	Ø 54 - Halter
			➡	☐; Orga 12334→		24.3387-1709.5	240888	TRW Ø 38 - Halter
			➡	☐; →Orga 11584		24.3387-1709.5	240888	TRW Ø 38 - Halter
			➡	☐; →Orga 11584		24.3387-1710.5	240889	TRW Ø 38 - Halter
			➡	☐; Orga 12334→		24.3387-1710.5	240889	TRW Ø 38 - Halter
			➡	☐; Orga 11431→ Orga 12333		24.3387-1731.5	240880	TRW Ø 38 - Halter
			➡	☐; Orga 11431→ Orga 12333		24.3387-1732.5	240881	TRW Ø 38 - Halter
2.0 16V 2.0 HDi 2.0 HDi	130 100 103	11/04→07/08 11/04→07/11 07/08→07/11	←	☐; Orga 11578→		11.9571-9939.2	220923	ATE Ø 57 - Halter
			←	☐; Orga 11578→		11.9571-9940.2	220924	ATE Ø 57 - Halter
			←	☐; Orga 10488→ Orga 11577		24.3571-9765.5	240651	ATE Ø 57 - Halter
			←	☐; →Orga 10487		24.3571-9765.5	240651	ATE Ø 57 - Halter
			←	☐; →Orga 10487		24.3571-9766.5	240652	ATE Ø 57 - Halter
			←	☐; Orga 10488→ Orga 11577		24.3571-9766.5	240652	ATE Ø 57 - Halter
			➡	☐; Orga 12334→		24.3387-1709.5	240888	TRW Ø 38 - Halter
			➡	☐; →Orga 11584		24.3387-1709.5	240888	TRW Ø 38 - Halter
			➡	☐; →Orga 11584		24.3387-1710.5	240889	TRW Ø 38 - Halter
			➡	☐; Orga 12334→		24.3387-1710.5	240889	TRW Ø 38 - Halter
			➡	☐; Orga 11431→ Orga 12333		24.3387-1731.5	240880	TRW Ø 38 - Halter
			➡	☐; Orga 11431→ Orga 12333		24.3387-1732.5	240881	TRW Ø 38 - Halter
			2.0 HDi	81	04/07→07/08	←	☐	
←	☐					24.3541-1762.5	240234	Ø 54 - Halter
➡	☐					24.3387-1709.5	240888	TRW Ø 38 - Halter
➡	☐					24.3387-1710.5	240889	TRW Ø 38 - Halter
<b>Feder, Bremssattel</b>								
2.0 16V 2.0 HDi 2.0 HDi	130 100 103	11/04→07/08 11/04→07/11 07/08→07/11		Orga 11578→	2	11.8116-0356.1	390586	ATE
			←	Orga 10488→ Orga 11577	2	11.8116-0351.1	390538	ATE
			←	→Orga 10487	2	11.8116-0351.1	390538	ATE
↓								











	kw			 	! #		
<b>CITROËN - C4 I (LC_) 11/04→12/13</b>							
<b>Führungshülzensatz, Bremssattel</b>							
2.0 16V	130	11/04→07/08	←	Orga 11578→		11.0101-5704.2	260095 ATE
2.0 HDi	100	11/04→07/11					
2.0 HDi	103	07/08→07/11					
<b>Führungsbolzen, Bremssattel</b>							
2.0 16V	130	11/04→07/08		Orga 11578→		11.8171-0008.1	990049 ATE
2.0 HDi	100	11/04→07/11					
2.0 HDi	103	07/08→07/11	←	Orga 10488→ Orga 11577		11.8171-0008.1	990049 ATE
			←	→Orga 10487		11.8171-0008.1	990049 ATE
<b> Bremsschlauch</b>							
1.4 16V	65	11/04→07/11	←		2	24.5111-0420.3	330682 L= 420
1.6 16V	80	11/04→07/11					
1.6 16V Bio-Flex	80	09/07→07/08	→		2	24.5246-0190.3	330697 L= 190
1.6 HDi	66	11/04→07/11					
1.6 HDi	80	11/04→07/11					
1.6 THP 140	103	07/08→07/11					
1.6 THP 150	110	07/08→07/11					
1.6 VTi 120	88	07/08→07/11					
2.0 16V	100	11/04→07/07					
2.0 16V	103	11/04→07/11					
2.0 16V	105	09/06→07/09					
2.0 16V	130	11/04→07/08					
2.0 HDi	81	04/07→07/08					
2.0 HDi	100	11/04→07/11					
2.0 HDi	103	07/08→07/11					
<b>CITROËN - C4 II (B7) 02/09→</b>							
<b> Bremssattel</b>							
1.2 THP 110	81	02/15→	→	☐; - eFSB		24.3387-1731.5	240880 TRW Ø 38 - Halter
1.4 VTi 95	70	11/09→	→	☐; - eFSB		24.3387-1732.5	240881 TRW Ø 38 - Halter
1.2 THP 130	96	04/14→	←	☐		11.9601-9717.2	220901 ATE Ø 60 - Halter
1.6 BlueHDi 100	73	07/14→	←	☐		11.9601-9718.2	220902 ATE Ø 60 - Halter
1.6 BlueHDi 120	88	02/15→					
1.6 HDi 110	82	11/09→	→	☐; - eFSB		24.3387-1731.5	240880 TRW Ø 38 - Halter
1.6 HDi 115	84	07/12→					
1.6 VTi 120	88	11/09→	→	☐; - eFSB		24.3387-1732.5	240881 TRW Ø 38 - Halter
1.6 VTi 120 LPG	88	09/11→					
1.6 BlueHDi 115	85	08/14→	←	☐		11.9601-9717.2	220901 ATE Ø 60 - Halter
1.6 THP 155	115	11/09→	←	☐		11.9601-9718.2	220902 ATE Ø 60 - Halter
2.0 HDi / BlueHDi 150	110	11/09→	←	☐			
1.6 HDi 90	68	11/09→	←	☐; + eFSB		11.9601-9717.2	220901 ATE Ø 60 - Halter
			←	☐; + eFSB		11.9601-9718.2	220902 ATE Ø 60 - Halter
			→	☐; - eFSB		24.3387-1731.5	240880 TRW Ø 38 - Halter
			→	☐; - eFSB		24.3387-1732.5	240881 TRW Ø 38 - Halter
<b>Feder, Bremssattel</b>							
1.2 THP 130	96	04/14→			2	11.8116-0356.1	390586 ATE
1.6 BlueHDi 100	73	07/14→					
1.6 BlueHDi 115	85	08/14→					
1.6 BlueHDi 120	88	02/15→					
1.6 HDi 110	82	11/09→					
1.6 HDi 115	84	07/12→					
1.6 THP 155	115	11/09→					
1.6 VTi 120	88	11/09→					
1.6 VTi 120 LPG	88	09/11→					
2.0 HDi / BlueHDi 150	110	11/09→					
1.6 HDi 90	68	11/09→		+ eFSB	2	11.8116-0356.1	390586 ATE
<b>Führungshülzensatz, Bremssattel</b>							
1.2 THP 130	96	04/14→	←			11.0101-5704.2	260095 ATE
1.6 BlueHDi 100	73	07/14→					
1.6 BlueHDi 115	85	08/14→					
1.6 BlueHDi 120	88	02/15→					
1.6 HDi 110	82	11/09→					
1.6 HDi 115	84	07/12→					
1.6 THP 155	115	11/09→					
1.6 VTi 120	88	11/09→					
1.6 VTi 120 LPG	88	09/11→					
2.0 HDi / BlueHDi 150	110	11/09→					
1.6 HDi 90	68	11/09→	←	+ eFSB		11.0101-5704.2	260095 ATE
<b>Führungsbolzen, Bremssattel</b>							
1.2 THP 130	96	04/14→				11.8171-0008.1	990049 ATE
1.6 BlueHDi 100	73	07/14→					
↓							


















	kw			 	! #		
<b>CITROËN - C4 II (B7) 02/09→</b>							
<b>Führungsbolzen, Bremsattel</b>							
1.6 BlueHDi 115	85	08/14→				11.8171-0008.1	990049 ATE
1.6 BlueHDi 120	88	02/15→					
1.6 HDi 110	82	11/09→					
1.6 HDi 115	84	07/12→					
1.6 THP 155	115	11/09→					
1.6 VTi 120	88	11/09→					
1.6 VTi 120 LPG	88	09/11→					
2.0 HDi / BlueHDi 150	110	11/09→					
1.6 HDi 90	68	11/09→		+ eFSB		11.8171-0008.1	990049 ATE
<b>Dichtungssatz, Bremsattel</b>							
1.2 THP 130	96	04/14→	←			11.0441-6008.2	250038 ATE für Kolben-Ø [mm]: 60
1.6 BlueHDi 100	73	07/14→					
1.6 BlueHDi 115	85	08/14→					
1.6 BlueHDi 120	88	02/15→					
1.6 HDi 110	82	11/09→					
1.6 HDi 115	84	07/12→					
1.6 THP 155	115	11/09→					
1.6 VTi 120	88	11/09→					
1.6 VTi 120 LPG	88	09/11→					
2.0 HDi / BlueHDi 150	110	11/09→					
1.6 HDi 90	68	11/09→	←	+ eFSB		11.0441-6008.2	250038 ATE für Kolben-Ø [mm]: 60
<b>Bremsschlauch</b>							
1.2 THP 110	81	02/15→	←	nicht für Felgengröße [Zoll]: 19	2	24.5111-0441.3	331507 L= 440
1.2 THP 130	96	04/14→	←	☐; passend für Felgengröße [Zoll]: 19		24.5161-0450.3	331570 L= 450
1.4 VTi 95	70	11/09→	←	☐; passend für Felgengröße [Zoll]: 19		24.5161-0451.3	331571 L= 450
1.6 BlueHDi 100	73	07/14→	←	☐; passend für Felgengröße [Zoll]: 19			
1.6 BlueHDi 115	85	08/14→	→		2	24.5246-0190.3	330697 L= 190
1.6 BlueHDi 120	88	02/15→					
1.6 HDi 110	82	11/09→					
1.6 HDi 115	84	07/12→					
1.6 HDi 90	68	11/09→					
1.6 THP 155	115	11/09→					
1.6 VTi 120	88	11/09→					
1.6 VTi 120 LPG	88	09/11→					
2.0 HDi / BlueHDi 150	110	11/09→					
<b>CITROËN - C4 CACTUS 09/14→</b>							
<b>Bremssattel</b>							
1.2 THP 110	81	09/14→	←	☐; V		24.3541-1771.5	240239 BOS Ø 54 - Halter
1.2 VTi 75	55	09/14→	←	☐; V		24.3541-1772.5	240240 BOS Ø 54 - Halter
1.2 VTi 82	60	09/14→	→	☐		24.3387-1733.5	240655 TRW Ø 38 - Halter
1.6 BlueHDi 100	73	09/14→	→	☐		24.3387-1734.5	240656 TRW Ø 38 - Halter
1.6 HDi 90	68	09/14→					
<b>Bremsschlauch</b>							
1.2 THP 110	81	09/14→	←		2	24.5111-0496.3	331371 L= 495
1.2 VTi 75	55	09/14→	→		2	24.5239-0165.3	330606 L= 165
1.2 VTi 82	60	09/14→					
1.6 BlueHDi 100	73	09/14→					
1.6 HDi 90	68	09/14→					
<b>CITROËN - C4 Coupe (LA_) 11/04→12/13</b>							
<b>Bremssattel</b>							
1.4 16V	65	11/04→07/11	←	☐; →Orga 10550; + ESP		24.3541-1761.5	240233 Ø 54 - Halter
1.6 16V	80	11/04→07/11	←	☐; →Orga 10550; + ESP		24.3541-1762.5	240234 Ø 54 - Halter
1.6 HDi	66	11/04→07/11	←	☐; Orga 10551→; → 07/10; + ESP		24.3541-1771.5	240239 BOS Ø 54 - Halter
			←	☐; → 07/10; - ESP		24.3541-1771.5	240239 BOS Ø 54 - Halter
			←	☐; Orga 10551→; → 07/10; + ESP		24.3541-1772.5	240240 BOS Ø 54 - Halter
			←	☐; → 07/10; - ESP		24.3541-1772.5	240240 BOS Ø 54 - Halter
			→	☐; Orga 12334→; → 07/10		24.3387-1709.5	240888 TRW Ø 38 - Halter
			→	☐; →Orga 11584		24.3387-1709.5	240888 TRW Ø 38 - Halter
			→	☐; Orga 12334→; → 07/10		24.3387-1710.5	240889 TRW Ø 38 - Halter
			→	☐; →Orga 11584		24.3387-1710.5	240889 TRW Ø 38 - Halter
			→	☐; Orga 11431→ Orga 12333		24.3387-1731.5	240880 TRW Ø 38 - Halter
			→	☐; Orga 11431→ Orga 12333		24.3387-1732.5	240881 TRW Ø 38 - Halter
1.6 HDi	80	11/04→07/11	←	☐; →Orga 12053; + ESP		24.3541-1761.5	240233 Ø 54 - Halter
			←	☐; →Orga 12053; + ESP		24.3541-1762.5	240234 Ø 54 - Halter

	kw			 	! #		
<b>CITROËN - C4 Coupe (LA_) 11/04→12/13</b>							
 <b>Bremssattel</b>							
1.6 HDi	80	11/04→07/11	➡	☐; Orga 12334→; → 07/10	24.3387-1709.5	240888	TRW Ø 38 - Halter
			➡	☐; →Orga 11584	24.3387-1709.5	240888	TRW Ø 38 - Halter
			➡	☐; Orga 12334→; → 07/10	24.3387-1710.5	240889	TRW Ø 38 - Halter
			➡	☐; →Orga 11584	24.3387-1710.5	240889	TRW Ø 38 - Halter
			➡	☐; Orga 11431→ Orga 12333	24.3387-1731.5	240880	TRW Ø 38 - Halter
			➡	☐; Orga 11431→ Orga 12333	24.3387-1732.5	240881	TRW Ø 38 - Halter
1.6 THP 150	110	07/08→07/11	←	☐; → 07/10; + ESP	24.3541-1761.5	240233	Ø 54 - Halter
			←	☐; → 07/10; + ESP	24.3541-1762.5	240234	Ø 54 - Halter
			➡	☐; Orga 12334→; → 07/10	24.3387-1709.5	240888	TRW Ø 38 - Halter
			➡	☐; →Orga 11584	24.3387-1709.5	240888	TRW Ø 38 - Halter
			➡	☐; →Orga 11584	24.3387-1710.5	240889	TRW Ø 38 - Halter
			➡	☐; Orga 12334→; → 07/10	24.3387-1710.5	240889	TRW Ø 38 - Halter
			➡	☐; Orga 11431→ Orga 12333	24.3387-1731.5	240880	TRW Ø 38 - Halter
			➡	☐; Orga 11431→ Orga 12333	24.3387-1732.5	240881	TRW Ø 38 - Halter
1.6 VTi 120	88	07/08→07/11	←	☐; → 07/10; Vollautomatik	24.3541-1761.5	240233	Ø 54 - Halter
			←	☐; → 07/10; Vollautomatik	24.3541-1762.5	240234	Ø 54 - Halter
			←	☐; → 07/10; Schaltgetriebe	24.3541-1771.5	240239	BOS Ø 54 - Halter
			←	☐; → 07/10; Schaltgetriebe	24.3541-1772.5	240240	BOS Ø 54 - Halter
			➡	☐; Orga 12334→; → 07/10	24.3387-1709.5	240888	TRW Ø 38 - Halter
			➡	☐; →Orga 11584	24.3387-1709.5	240888	TRW Ø 38 - Halter
			➡	☐; →Orga 11584	24.3387-1710.5	240889	TRW Ø 38 - Halter
			➡	☐; Orga 12334→; → 07/10	24.3387-1710.5	240889	TRW Ø 38 - Halter
			➡	☐; Orga 11431→ Orga 12333	24.3387-1731.5	240880	TRW Ø 38 - Halter
			➡	☐; Orga 11431→ Orga 12333	24.3387-1732.5	240881	TRW Ø 38 - Halter
2.0 16V	100	11/04→07/07	←	☐	24.3541-1761.5	240233	Ø 54 - Halter
			←	☐	24.3541-1762.5	240234	Ø 54 - Halter
			➡	☐; Orga 12334→	24.3387-1709.5	240888	TRW Ø 38 - Halter
			➡	☐; →Orga 11584	24.3387-1709.5	240888	TRW Ø 38 - Halter
			➡	☐; →Orga 11584	24.3387-1710.5	240889	TRW Ø 38 - Halter
			➡	☐; Orga 12334→	24.3387-1710.5	240889	TRW Ø 38 - Halter
			➡	☐; Orga 11431→ Orga 12333	24.3387-1731.5	240880	TRW Ø 38 - Halter
			➡	☐; Orga 11431→ Orga 12333	24.3387-1732.5	240881	TRW Ø 38 - Halter
2.0 16V 2.0 HDi 2.0 HDi	130 100 103	11/04→12/10 11/04→12/10 07/08→07/11	←	☐; Orga 11578→; → 07/10	11.9571-9939.2	220923	ATE Ø 57 - Halter
			←	☐; Orga 11578→; → 07/10	11.9571-9940.2	220924	ATE Ø 57 - Halter
			←	☐; →Orga 10487	24.3571-9765.5	240651	ATE Ø 57 - Halter
			←	☐; Orga 10488→ Orga 11577	24.3571-9765.5	240651	ATE Ø 57 - Halter
			←	☐; →Orga 10487	24.3571-9766.5	240652	ATE Ø 57 - Halter
			←	☐; Orga 10488→ Orga 11577	24.3571-9766.5	240652	ATE Ø 57 - Halter
			➡	☐; →Orga 11584	24.3387-1709.5	240888	TRW Ø 38 - Halter
			➡	☐; Orga 12334→; → 07/10	24.3387-1709.5	240888	TRW Ø 38 - Halter
			➡	☐; Orga 12334→; → 07/10	24.3387-1710.5	240889	TRW Ø 38 - Halter
			➡	☐; →Orga 11584	24.3387-1710.5	240889	TRW Ø 38 - Halter
			➡	☐; Orga 11431→ Orga 12333	24.3387-1731.5	240880	TRW Ø 38 - Halter
			➡	☐; Orga 11431→ Orga 12333	24.3387-1732.5	240881	TRW Ø 38 - Halter
2.0 VTR	103	10/06→12/07	←	☐; →Orga 12053	24.3541-1761.5	240233	Ø 54 - Halter
			←	☐; →Orga 12053	24.3541-1762.5	240234	Ø 54 - Halter
			➡	☐; Orga 12334→	24.3387-1709.5	240888	TRW Ø 38 - Halter
			➡	☐; →Orga 11584	24.3387-1709.5	240888	TRW Ø 38 - Halter
			➡	☐; →Orga 11584	24.3387-1710.5	240889	TRW Ø 38 - Halter
			➡	☐; Orga 12334→	24.3387-1710.5	240889	TRW Ø 38 - Halter
			➡	☐; Orga 11431→ Orga 12333	24.3387-1731.5	240880	TRW Ø 38 - Halter
			➡	☐; Orga 11431→ Orga 12333	24.3387-1732.5	240881	TRW Ø 38 - Halter

↓

	kw				! #		
<b>CITROËN - C4 Coupe (LA_) 11/04→12/13</b>							
<b>Feder, Bremsattel</b>							
2.0 16V	130	11/04→12/10		Orga 11578→; → 07/10	2	11.8116-0356.1 390586	ATE
2.0 HDi	100	11/04→12/10	←	Orga 10488→ Orga 11577	2	11.8116-0351.1 390538	ATE
2.0 HDi	103	07/08→07/11	←	→Orga 10487	2	11.8116-0351.1 390538	ATE
<b>Führungshülzensatz, Bremsattel</b>							
2.0 16V	130	11/04→12/10	←	Orga 11578→; → 07/10		11.0101-5704.2 260095	ATE
2.0 HDi	100	11/04→12/10					
2.0 HDi	103	07/08→07/11					
<b>Führungsbolzen, Bremsattel</b>							
2.0 16V	130	11/04→12/10		→Orga 10487		11.8171-0008.1 990049	ATE
2.0 HDi	100	11/04→12/10		Orga 11578→; → 07/10		11.8171-0008.1 990049	ATE
2.0 HDi	103	07/08→07/11		Orga 10488→ Orga 11577		11.8171-0008.1 990049	ATE
<b> Bremschlauch</b>							
1.4 16V	65	11/04→07/11	←	→ 07/10	2	24.5111-0420.3 330682	L= 420
1.6 16V	80	11/04→07/11					
1.6 HDi	66	11/04→07/11	→	→ 07/10	2	24.5246-0190.3 330697	L= 190
1.6 HDi	80	11/04→07/11					
1.6 THP 150	110	07/08→07/11					
1.6 VTi 120	88	07/08→07/11					
2.0 16V	130	11/04→12/10					
2.0 HDi	100	11/04→12/10					
2.0 HDi	103	07/08→07/11					
2.0 16V	100	11/04→07/07	←		2	24.5111-0420.3 330682	L= 420
2.0 VTR	103	10/06→12/07	→		2	24.5246-0190.3 330697	L= 190
<b>CITROËN - C4 Grand Picasso I (UA_) 10/06→</b>							
<b> Bremsattel</b>							
1.6 16V	103	07/08→	←	☐; Orga 11921→; → 07/13		11.9601-9717.2 220901	ATE Ø 60 - Halter
1.6 16V	110	10/08→					
2.0 HDi 138	100	10/06→	←	☐; Orga 11921→; → 07/13		11.9601-9718.2 220902	ATE Ø 60 - Halter
2.0 i 16V	103	10/06→					
2.0 i 16V	105	01/10→					
1.6 HDi	80	10/06→	←	☐; Orga 11767→; → 07/13		11.9601-9717.2 220901	ATE Ø 60 - Halter
1.6 VTi 120	88	07/08→					
1.8 i 16V	92	10/06→	←	☐; Orga 11767→; → 07/13		11.9601-9718.2 220902	ATE Ø 60 - Halter
1.6 HDi 110	82	09/10→	←	☐; → 07/13		11.9601-9717.2 220901	ATE Ø 60 - Halter
2.0 HDi 150	110	07/09→	←	☐; → 07/13		11.9601-9718.2 220902	ATE Ø 60 - Halter
1.6 THP 155	115	09/10→	←	☐; 11/10→ 07/13		11.9601-9717.2 220901	ATE Ø 60 - Halter
2.0 HDi 165	120	09/10→	←	☐; 11/10→ 07/13		11.9601-9718.2 220902	ATE Ø 60 - Halter
<b>Feder, Bremsattel</b>							
1.6 16V	103	07/08→		Orga 11921→; → 07/13	2	11.8116-0356.1 390586	ATE
1.6 16V	110	10/08→	←	→Orga 11920	2	11.8116-0356.1 390586	ATE
2.0 HDi 138	100	10/06→					
2.0 i 16V	103	10/06→					
2.0 i 16V	105	01/10→					
1.6 HDi	80	10/06→		Orga 11767→; → 07/13	2	11.8116-0356.1 390586	ATE
1.6 VTi 120	88	07/08→					
1.8 i 16V	92	10/06→	←	→Orga 11766	2	11.8116-0356.1 390586	ATE
1.6 HDi 110	82	09/10→		→ 07/13	2	11.8116-0356.1 390586	ATE
2.0 HDi 150	110	07/09→					
1.6 THP 155	115	09/10→		11/10→ 07/13	2	11.8116-0356.1 390586	ATE
2.0 HDi 165	120	09/10→					
<b>Führungshülzensatz, Bremsattel</b>							
1.6 16V	103	07/08→	←	→Orga 11920		11.0101-5704.2 260095	ATE
1.6 16V	110	10/08→					
2.0 HDi 138	100	10/06→	←	Orga 11921→; → 07/13		11.0101-5704.2 260095	ATE
2.0 i 16V	103	10/06→					
2.0 i 16V	105	01/10→					
1.6 HDi	80	10/06→	←	→Orga 11766		11.0101-5704.2 260095	ATE
1.6 VTi 120	88	07/08→					
1.8 i 16V	92	10/06→	←	Orga 11767→; → 07/13		11.0101-5704.2 260095	ATE
1.6 HDi 110	82	09/10→	←	→ 07/13		11.0101-5704.2 260095	ATE
2.0 HDi 150	110	07/09→					
1.6 THP 155	115	09/10→	←	11/10→ 07/13		11.0101-5704.2 260095	ATE
2.0 HDi 165	120	09/10→					
<b>Führungsbolzen, Bremsattel</b>							
1.6 16V	103	07/08→		Orga 11921→; → 07/13		11.8171-0008.1 990049	ATE
1.6 16V	110	10/08→					
↓							

	kw			 	! #		
<b>CITROËN - C4 Grand Picasso I (UA_) 10/06→</b>							
<b>Führungsbolzen, Bremsattel</b>							
2.0 HDi 138 2.0 i 16V 2.0 i 16V	100 103 105	10/06→ 10/06→ 01/10→	←	→Orga 11920		11.8171-0008.1 990049	ATE
1.6 HDi 1.6 VTi 120 1.8 i 16V	80 88 92	10/06→ 07/08→ 10/06→		Orga 11767→; → 07/13		11.8171-0008.1 990049	ATE
			←	→Orga 11766		11.8171-0008.1 990049	ATE
1.6 HDi 110 2.0 HDi 150	82 110	09/10→ 07/09→		→ 07/13		11.8171-0008.1 990049	ATE
1.6 THP 155 2.0 HDi 165	115 120	09/10→ 09/10→		11/10→ 07/13		11.8171-0008.1 990049	ATE
<b>Dichtungssatz, Bremsattel</b>							
1.6 16V 1.6 16V 2.0 HDi 138 2.0 i 16V 2.0 i 16V	103 110 100 103 105	07/08→ 10/08→ 10/06→ 10/06→ 01/10→	←	Orga 11921→; → 07/13		11.0441-6008.2 250038	ATE für Kolben-Ø [mm]: 60
1.6 HDi 1.6 VTi 120 1.8 i 16V	80 88 92	10/06→ 07/08→ 10/06→	←	Orga 11767→; → 07/13		11.0441-6008.2 250038	ATE für Kolben-Ø [mm]: 60
1.6 HDi 110 2.0 HDi 150	82 110	09/10→ 07/09→	←	→ 07/13		11.0441-6008.2 250038	ATE für Kolben-Ø [mm]: 60
1.6 THP 155 2.0 HDi 165	115 120	09/10→ 09/10→	←	11/10→ 07/13		11.0441-6008.2 250038	ATE für Kolben-Ø [mm]: 60
<b>Bremsschlauch</b>							
1.6 16V 1.6 16V 1.6 HDi 1.6 HDi 110 1.6 VTi 120 1.8 i 16V 2.0 HDi 138 2.0 HDi 150 2.0 i 16V 2.0 i 16V	103 110 80 82 88 92 100 110 103 105	07/08→ 10/08→ 10/06→ 09/10→ 07/08→ 10/06→ 10/06→ 07/09→ 10/06→ 01/10→	←	→ 07/13	2	24.5111-0424.3 331014	L= 424,6
			→	→ 07/13	2	24.5246-0216.3 331022	L= 216,6
1.6 THP 155 2.0 HDi 165	115 120	09/10→ 09/10→	←	11/10→ 07/13	2	24.5111-0424.3 331014	L= 424,6
			→	11/10→ 07/13	2	24.5246-0216.3 331022	L= 216,6
<b>CITROËN - C4 Grand Picasso II 09/13→</b>							
<b>Feder, Bremsattel</b>							
1.2 THP 130 1.6 BlueHDi 100 1.6 BlueHDi 120 1.6 HDi / BlueHDi 115 1.6 HDi 90 1.6 THP 150 1.6 THP 155 1.6 THP 165 1.6 VTi 120 2.0 BlueHDi 135 2.0 BlueHDi 150	96 73 88 85 68 110 115 121 88 100 110	04/14→ 01/15→ 07/14→ 09/13→ 09/13→ 09/14→ 09/13→ 07/14→ 09/13→ 09/13→ 09/13→		für Bremsscheibendurchmesser [mm]: 283	2	11.8116-0237.1 390509	ATE
				für Bremsscheibendurchmesser [mm]: 304	2	11.8116-0326.1 390471	ATE
<b>Führungshülzensatz, Bremsattel</b>							
1.2 THP 130 1.6 BlueHDi 100 1.6 BlueHDi 120 1.6 HDi / BlueHDi 115 1.6 HDi 90 1.6 THP 150 1.6 THP 155 1.6 THP 165 1.6 VTi 120 2.0 BlueHDi 135 2.0 BlueHDi 150	96 73 88 85 68 110 115 121 88 100 110	04/14→ 01/15→ 07/14→ 09/13→ 09/13→ 09/14→ 09/13→ 07/14→ 09/13→ 09/13→ 09/13→	←	für Bremsscheibendurchmesser [mm]: 304		11.0101-5407.2 260011	ATE
			←	für Bremsscheibendurchmesser [mm]: 283		11.0101-5407.2 260011	ATE
<b>Führungsbolzen, Bremsattel</b>							
1.2 THP 130 1.6 BlueHDi 100 1.6 BlueHDi 120 1.6 HDi / BlueHDi 115 1.6 HDi 90 1.6 THP 150 1.6 THP 155 1.6 THP 165 1.6 VTi 120 2.0 BlueHDi 135 2.0 BlueHDi 150	96 73 88 85 68 110 115 121 88 100 110	04/14→ 01/15→ 07/14→ 09/13→ 09/13→ 09/14→ 09/13→ 07/14→ 09/13→ 09/13→ 09/13→		für Bremsscheibendurchmesser [mm]: 304		11.8171-0008.1 990049	ATE
				für Bremsscheibendurchmesser [mm]: 283		11.8171-0008.1 990049	ATE
			↓				

	kw			 	! #		
<b>CITROËN - C4 Grand Picasso II 09/13→</b>							
<b>Dichtungssatz, Bremssattel</b>							
1.2 THP 130	96	04/14→		für Bremsscheibendurchmesser [mm]: 304		11.0441-6008.2 250038	ATE für Kolben-Ø [mm]: 60
1.6 BlueHDi 100	73	01/15→					
1.6 BlueHDi 120	88	07/14→		für Bremsscheibendurchmesser [mm]: 283		11.0441-6008.2 250038	ATE für Kolben-Ø [mm]: 60
1.6 HDi / BlueHDi 115	85	09/13→					
1.6 HDi 90	68	09/13→					
1.6 THP 150	110	09/14→					
1.6 THP 155	115	09/13→					
1.6 THP 165	121	07/14→					
1.6 VTi 120	88	09/13→					
2.0 BlueHDi 135	100	09/13→					
2.0 BlueHDi 150	110	09/13→					
<b>CITROËN - C4 Picasso I Großraumlimousine (UD_) 10/06→10/13</b>							
<b> Bremssattel</b>							
1.6 16V	110	07/08→08/13	←	☐; Orga 11921→; → 07/13		11.9601-9717.2 220901	ATE Ø 60 - Halter
1.6 THP 140	103	07/08→08/13	←	☐; Orga 11921→; → 07/13		11.9601-9718.2 220902	ATE Ø 60 - Halter
2.0 HDi 138	100	10/06→08/13	←				
2.0 i 16V	103	02/07→08/13	←				
1.6 HDi	80	02/07→08/13	←	☐; Orga 11767→; → 07/13		11.9601-9717.2 220901	ATE Ø 60 - Halter
1.6 VTi 120	88	07/08→08/13	←	☐; Orga 11767→; → 07/13		11.9601-9718.2 220902	ATE Ø 60 - Halter
1.6 HDi 110	82	09/10→08/13	←	☐; 11/10→ 07/13		11.9601-9717.2 220901	ATE Ø 60 - Halter
1.6 THP 155	115	09/10→08/13	←				
2.0 HDi 165	120	09/10→08/13	←	☐; 11/10→ 07/13		11.9601-9718.2 220902	ATE Ø 60 - Halter
1.8 Bifuel	92	01/09→10/12	←	☐; Orga 11767→		11.9601-9717.2 220901	ATE Ø 60 - Halter
1.8 i 16V	92	02/07→12/11	←	☐; Orga 11767→		11.9601-9718.2 220902	ATE Ø 60 - Halter
2.0 HDi 150	110	07/09→08/13	←	☐; → 07/13		11.9601-9717.2 220901	ATE Ø 60 - Halter
			←	☐; → 07/13		11.9601-9718.2 220902	ATE Ø 60 - Halter
2.0 i 16V	105	05/08→05/13	←	☐; Orga 11921→		11.9601-9717.2 220901	ATE Ø 60 - Halter
			←	☐; Orga 11921→		11.9601-9718.2 220902	ATE Ø 60 - Halter
<b>Feder, Bremssattel</b>							
1.6 16V	110	07/08→08/13		Orga 11921→; → 07/13	2	11.8116-0356.1 390586	ATE
1.6 THP 140	103	07/08→08/13	←	→Orga 11920	2	11.8116-0356.1 390586	ATE
2.0 i 16V	103	02/07→08/13	←				
1.6 HDi	80	02/07→08/13		Orga 11767→; → 07/13	2	11.8116-0356.1 390586	ATE
1.6 VTi 120	88	07/08→08/13	←	→Orga 11766	2	11.8116-0356.1 390586	ATE
1.6 HDi 110	82	09/10→08/13		11/10→ 07/13	2	11.8116-0356.1 390586	ATE
1.6 THP 155	115	09/10→08/13					
2.0 HDi 165	120	09/10→08/13					
1.8 Bifuel	92	01/09→10/12		Orga 11767→	2	11.8116-0356.1 390586	ATE
1.8 i 16V	92	02/07→12/11	←	→Orga 11766	2	11.8116-0356.1 390586	ATE
2.0 HDi 138	100	10/06→08/13		Orga 11921→; → 07/13	2	11.8116-0356.1 390586	ATE
			←	02/07→; →Orga 11920	2	11.8116-0356.1 390586	ATE
2.0 HDi 150	110	07/09→08/13		→ 07/13	2	11.8116-0356.1 390586	ATE
2.0 i 16V	105	05/08→05/13		Orga 11921→	2	11.8116-0356.1 390586	ATE
			←	→Orga 11920	2	11.8116-0356.1 390586	ATE
<b>Führungshülzensatz, Bremssattel</b>							
1.6 16V	110	07/08→08/13	←	→Orga 11920		11.0101-5704.2 260095	ATE
1.6 THP 140	103	07/08→08/13	←				
2.0 i 16V	103	02/07→08/13	←	Orga 11921→; → 07/13		11.0101-5704.2 260095	ATE
1.6 HDi	80	02/07→08/13	←	→Orga 11766		11.0101-5704.2 260095	ATE
1.6 VTi 120	88	07/08→08/13	←	Orga 11767→; → 07/13		11.0101-5704.2 260095	ATE
1.6 HDi 110	82	09/10→08/13	←	11/10→ 07/13		11.0101-5704.2 260095	ATE
1.6 THP 155	115	09/10→08/13					
2.0 HDi 165	120	09/10→08/13					
1.8 Bifuel	92	01/09→10/12	←	Orga 11767→		11.0101-5704.2 260095	ATE
1.8 i 16V	92	02/07→12/11	←	→Orga 11766		11.0101-5704.2 260095	ATE
2.0 HDi 138	100	10/06→08/13	←	02/07→; →Orga 11920		11.0101-5704.2 260095	ATE
			←	Orga 11921→; → 07/13		11.0101-5704.2 260095	ATE
2.0 HDi 150	110	07/09→08/13	←	→ 07/13		11.0101-5704.2 260095	ATE
2.0 i 16V	105	05/08→05/13	←	Orga 11921→		11.0101-5704.2 260095	ATE
			←	→Orga 11920		11.0101-5704.2 260095	ATE
<b>Führungsbolzen, Bremssattel</b>							
1.6 16V	110	07/08→08/13		Orga 11921→; → 07/13		11.8171-0008.1 990049	ATE
1.6 THP 140	103	07/08→08/13					
↓							



**CITROËN - C4 Picasso I Großraumlimousine (UD\_) 10/06→10/13**

**Führungsbolzen, Bremsattel**

2.0 i 16V	103	02/07→08/13	←	→Orga 11920		11.8171-0008.1	990049	ATE
1.6 HDi	80	02/07→08/13		Orga 11767→; → 07/13		11.8171-0008.1	990049	ATE
1.6 VTi 120	88	07/08→08/13	←	→Orga 11766		11.8171-0008.1	990049	ATE
1.6 HDi 110	82	09/10→08/13		11/10→ 07/13		11.8171-0008.1	990049	ATE
1.6 THP 155	115	09/10→08/13						
2.0 HDi 165	120	09/10→08/13						
1.8 Bifuel	92	01/09→10/12		Orga 11767→		11.8171-0008.1	990049	ATE
1.8 i 16V	92	02/07→12/11	←	→Orga 11766		11.8171-0008.1	990049	ATE
2.0 HDi 138	100	10/06→08/13		Orga 11921→; → 07/13		11.8171-0008.1	990049	ATE
			←	02/07→; →Orga 11920		11.8171-0008.1	990049	ATE
2.0 HDi 150	110	07/09→08/13		→ 07/13		11.8171-0008.1	990049	ATE
2.0 i 16V	105	05/08→05/13		Orga 11921→		11.8171-0008.1	990049	ATE
			←	→Orga 11920		11.8171-0008.1	990049	ATE

**Dichtungssatz, Bremsattel**

1.6 16V	110	07/08→08/13	←	→Orga 11920		11.0441-6008.2	250038	ATE für Kolben-Ø [mm]: 60
1.6 THP 140	103	07/08→08/13		Orga 11921→; → 07/13		11.0441-6008.2	250038	ATE für Kolben-Ø [mm]: 60
2.0 i 16V	103	02/07→08/13	←					
1.6 HDi	80	02/07→08/13	←	→Orga 11766		11.0441-6008.2	250038	ATE für Kolben-Ø [mm]: 60
1.6 VTi 120	88	07/08→08/13	←	Orga 11767→; → 07/13		11.0441-6008.2	250038	ATE für Kolben-Ø [mm]: 60
1.6 HDi 110	82	09/10→08/13	←	11/10→ 07/13		11.0441-6008.2	250038	ATE für Kolben-Ø [mm]: 60
1.6 THP 155	115	09/10→08/13						
2.0 HDi 165	120	09/10→08/13						
1.8 Bifuel	92	01/09→10/12	←	Orga 11767→		11.0441-6008.2	250038	ATE für Kolben-Ø [mm]: 60
1.8 i 16V	92	02/07→12/11	←	→Orga 11766		11.0441-6008.2	250038	ATE für Kolben-Ø [mm]: 60
2.0 HDi 138	100	10/06→08/13	←	02/07→; →Orga 11920		11.0441-6008.2	250038	ATE für Kolben-Ø [mm]: 60
			←	Orga 11921→; → 07/13		11.0441-6008.2	250038	ATE für Kolben-Ø [mm]: 60
2.0 HDi 150	110	07/09→08/13	←	→ 07/13		11.0441-6008.2	250038	ATE für Kolben-Ø [mm]: 60
2.0 i 16V	105	05/08→05/13	←	→Orga 11920		11.0441-6008.2	250038	ATE für Kolben-Ø [mm]: 60
			←	Orga 11921→		11.0441-6008.2	250038	ATE für Kolben-Ø [mm]: 60

**Bremsschlauch**

1.6 16V	110	07/08→08/13	←	→ 07/13	2	24.5111-0424.3	331014	L= 424,6
1.6 HDi	80	02/07→08/13		→ 07/13	2	24.5246-0216.3	331022	L= 216,6
1.6 THP 140	103	07/08→08/13	→					
1.6 VTi 120	88	07/08→08/13						
2.0 HDi 150	110	07/09→08/13						
2.0 i 16V	103	02/07→08/13						
1.6 HDi 110	82	09/10→08/13	←	11/10→ 07/13	2	24.5111-0424.3	331014	L= 424,6
1.6 THP 155	115	09/10→08/13						
2.0 HDi 165	120	09/10→08/13	→	11/10→ 07/13	2	24.5246-0216.3	331022	L= 216,6
1.8 Bifuel	92	01/09→10/12	←		2	24.5111-0424.3	331014	L= 424,6
1.8 i 16V	92	02/07→12/11	←		2	24.5111-0424.3	331014	L= 424,6
2.0 i 16V	105	05/08→05/13	→		2	24.5246-0216.3	331022	L= 216,6
2.0 HDi 138	100	10/06→08/13	←	02/07→ 07/13	2	24.5111-0424.3	331014	L= 424,6
			→	02/07→ 07/13	2	24.5246-0216.3	331022	L= 216,6








**CITROËN - C4 Picasso II 02/13→**












**Feder, Bremsattel**















1.2 THP 110	81	04/16→		für Bremsscheibendurchmesser [mm]: 283	2	11.8116-0237.1	390509	ATE
1.2 THP 130	96	04/14→						
1.6 BlueHDi 100	73	12/14→		für Bremsscheibendurchmesser [mm]: 304	2	11.8116-0326.1	390471	ATE
1.6 BlueHDi 120	88	07/14→						
1.6 THP 150	110	09/14→						
1.6 THP 165	121	07/14→						
2.0 BlueHDi 135	100	09/13→						
2.0 BlueHDi 150	110	09/13→						
1.6 HDi / BlueHDi 115	85	02/13→		06/13→; für Bremsscheibendurchmesser [mm]: 283	2	11.8116-0237.1	390509	ATE
1.6 HDi 90	68	02/13→						
1.6 THP 155	115	02/13→						
1.6 VTi 120	88	02/13→		06/13→; für Bremsscheibendurchmesser [mm]: 304	2	11.8116-0326.1	390471	ATE








**Führungshülzensatz, Bremsattel**

1.2 THP 110	81	04/16→	←	für Bremsscheibendurchmesser [mm]: 304		11.0101-5407.2	260011	ATE
1.2 THP 130	96	04/14→						
1.6 BlueHDi 100	73	12/14→	←	für Bremsscheibendurchmesser [mm]: 283		11.0101-5407.2	260011	ATE
1.6 BlueHDi 120	88	07/14→						








	kw			 	! #							
<b>CITROËN - C4 Picasso II 02/13→</b>												
<b>Führungshülzensatz, Bremssattel</b>												
1.6 THP 150	110	09/14→	←	für Bremsscheibendurchmesser [mm]:	11.0101-5407.2	260011	ATE					
1.6 THP 165	121	07/14→		304								
2.0 BlueHDi 135	100	09/13→	←	für Bremsscheibendurchmesser [mm]:	11.0101-5407.2	260011	ATE					
2.0 BlueHDi 150	110	09/13→		283								
1.6 HDi / BlueHDi 115	85	02/13→	←	06/13→;	11.0101-5407.2	260011	ATE					
1.6 HDi 90	68	02/13→		für Bremsscheibendurchmesser [mm]:								
1.6 THP 155	115	02/13→		304								
1.6 VTi 120	88	02/13→	←	06/13→;	11.0101-5407.2	260011	ATE					
				für Bremsscheibendurchmesser [mm]:								
				283								
<b>Führungsbolzen, Bremssattel</b>												
1.2 THP 110	81	04/16→		für Bremsscheibendurchmesser [mm]:	11.8171-0008.1	990049	ATE					
1.2 THP 130	96	04/14→		304								
1.6 BlueHDi 100	73	12/14→		für Bremsscheibendurchmesser [mm]:	11.8171-0008.1	990049	ATE					
1.6 BlueHDi 120	88	07/14→		283								
1.6 THP 150	110	09/14→										
1.6 THP 165	121	07/14→										
2.0 BlueHDi 135	100	09/13→										
2.0 BlueHDi 150	110	09/13→										
1.6 HDi / BlueHDi 115	85	02/13→		06/13→;								
1.6 HDi 90	68	02/13→		für Bremsscheibendurchmesser [mm]:								
1.6 THP 155	115	02/13→	304									
1.6 VTi 120	88	02/13→		06/13→;	11.8171-0008.1	990049	ATE					
				für Bremsscheibendurchmesser [mm]:								
				283								
<b>Dichtungssatz, Bremssattel</b>												
1.2 THP 110	81	04/16→		für Bremsscheibendurchmesser [mm]:	11.0441-6008.2	250038	ATE für Kolben-Ø [mm]: 60					
1.2 THP 130	96	04/14→		304								
1.6 BlueHDi 100	73	12/14→		für Bremsscheibendurchmesser [mm]:	11.0441-6008.2	250038	ATE für Kolben-Ø [mm]: 60					
1.6 BlueHDi 120	88	07/14→		283								
1.6 THP 150	110	09/14→										
1.6 THP 165	121	07/14→										
2.0 BlueHDi 135	100	09/13→										
2.0 BlueHDi 150	110	09/13→										
1.6 HDi / BlueHDi 115	85	02/13→		06/13→;								
1.6 HDi 90	68	02/13→		für Bremsscheibendurchmesser [mm]:								
1.6 THP 155	115	02/13→	304									
1.6 VTi 120	88	02/13→		06/13→;	11.0441-6008.2	250038	ATE für Kolben-Ø [mm]: 60					
				für Bremsscheibendurchmesser [mm]:								
				283								
<b>CITROËN - C4 SPACETOURER 04/18→</b>												
<b>Feder, Bremssattel</b>												
1.2 PureTech 110	81	04/18→	←	für Bremsscheibendurchmesser [mm]:	2	11.8116-0237.1	390509	ATE				
1.2 PureTech 130	96	04/18→		283								
1.5 BlueHDi 130	96	05/18→	←	für Bremsscheibendurchmesser [mm]:	2	11.8116-0326.1	390471	ATE				
1.6 BlueHDi 100	73	04/18→		304								
1.6 BlueHDi 120	88	04/18→										
1.6 THP 165	121	04/18→										
2.0 BlueHDi 150	110	04/18→										
2.0 BlueHDi 160	120	04/18→										
<b>Führungshülzensatz, Bremssattel</b>												
1.2 PureTech 110	81	04/18→		←					für Bremsscheibendurchmesser [mm]:	11.0101-5407.2	260011	ATE
1.2 PureTech 130	96	04/18→	283 / 304									
1.5 BlueHDi 130	96	05/18→										
1.6 BlueHDi 100	73	04/18→										
1.6 BlueHDi 120	88	04/18→										
1.6 THP 165	121	04/18→										
2.0 BlueHDi 150	110	04/18→										
2.0 BlueHDi 160	120	04/18→										
<b>Führungsbolzen, Bremssattel</b>												
1.2 PureTech 110	81	04/18→	←	für Bremsscheibendurchmesser [mm]:	11.8171-0008.1	990049	ATE					
1.2 PureTech 130	96	04/18→		283 / 304								
1.5 BlueHDi 130	96	05/18→										
1.6 BlueHDi 100	73	04/18→										
1.6 BlueHDi 120	88	04/18→										
1.6 THP 165	121	04/18→										
2.0 BlueHDi 150	110	04/18→										
2.0 BlueHDi 160	120	04/18→										
<b>Dichtungssatz, Bremssattel</b>												
1.2 PureTech 110	81	04/18→	←	für Bremsscheibendurchmesser [mm]:	11.0441-6008.2	250038	ATE für Kolben-Ø [mm]: 60					
1.2 PureTech 130	96	04/18→		283 / 304								
1.5 BlueHDi 130	96	05/18→										
1.6 BlueHDi 100	73	04/18→										
↓												

	kW			 	! #		
<b>CITROËN - C4 SPACETOURER 04/18→</b>							
<b>Dichtungssatz, Bremssattel</b>							
1.6 BlueHDi 120 1.6 THP 165 2.0 BlueHDi 150 2.0 BlueHDi 160	88 121 110 120	04/18→ 04/18→ 04/18→ 04/18→	←	für Bremsscheibendurchmesser [mm]: 283 / 304		11.0441-6008.2 250038	ATE für Kolben-Ø [mm]: 60
<b>CITROËN - C4 Stufenheck 07/06→</b>							
 <b>Bremssattel</b>							
1.6 16V	80	07/06→07/11	←	☐; →Orga 12053		24.3541-1761.5 240233	Ø 54 - Halter
			←	☐; →Orga 12053		24.3541-1762.5 240234	Ø 54 - Halter
			←	☐; →Orga 11018		24.3541-1771.5 240239	BOS Ø 54 - Halter
			←	☐; →Orga 11018		24.3541-1772.5 240240	BOS Ø 54 - Halter
			→	☐; Orga 12334→		24.3387-1709.5 240888	TRW Ø 38 - Halter
			→	☐; →Orga 11584		24.3387-1709.5 240888	TRW Ø 38 - Halter
			→	☐; Orga 12334→		24.3387-1710.5 240889	TRW Ø 38 - Halter
			→	☐; →Orga 11584		24.3387-1710.5 240889	TRW Ø 38 - Halter
			→	☐; Orga 11431→ Orga 12333		24.3387-1731.5 240880	TRW Ø 38 - Halter
			→	☐; Orga 11431→ Orga 12333		24.3387-1732.5 240881	TRW Ø 38 - Halter
1.6 HDi	80	07/06→07/11	←	☐; →Orga 12053		24.3541-1761.5 240233	Ø 54 - Halter
			←	☐; →Orga 12053		24.3541-1762.5 240234	Ø 54 - Halter
			→	☐; Orga 12334→		24.3387-1709.5 240888	TRW Ø 38 - Halter
			→	☐; →Orga 11584		24.3387-1709.5 240888	TRW Ø 38 - Halter
			→	☐; →Orga 11584		24.3387-1710.5 240889	TRW Ø 38 - Halter
			→	☐; Orga 12334→		24.3387-1710.5 240889	TRW Ø 38 - Halter
			→	☐; Orga 11431→ Orga 12333		24.3387-1731.5 240880	TRW Ø 38 - Halter
			→	☐; Orga 11431→ Orga 12333		24.3387-1732.5 240881	TRW Ø 38 - Halter
2.0 16V	103	07/06→	←	☐; →Orga 12053		24.3541-1761.5 240233	Ø 54 - Halter
			←	☐; →Orga 12053		24.3541-1762.5 240234	Ø 54 - Halter
			→	☐; Orga 12334→; → 07/11		24.3387-1709.5 240888	TRW Ø 38 - Halter
			→	☐; →Orga 11584		24.3387-1709.5 240888	TRW Ø 38 - Halter
			→	☐; Orga 12334→; → 07/11		24.3387-1710.5 240889	TRW Ø 38 - Halter
			→	☐; →Orga 11584		24.3387-1710.5 240889	TRW Ø 38 - Halter
			→	☐; Orga 11431→ Orga 12333		24.3387-1731.5 240880	TRW Ø 38 - Halter
			→	☐; Orga 11431→ Orga 12333		24.3387-1732.5 240881	TRW Ø 38 - Halter
 <b>Bremsschlauch</b>							
1.6 16V 1.6 HDi	80 80	07/06→07/11 07/06→07/11	←		2	24.5111-0420.3 330682	L= 420
			→		2	24.5246-0190.3 330697	L= 190
2.0 16V	103	07/06→	←	→ 07/11	2	24.5111-0420.3 330682	L= 420
			→	→ 07/11	2	24.5246-0190.3 330697	L= 190
<b>CITROËN - C5 I (DC_) 03/01→03/05</b>							
 <b>Bremssattel</b>							
2.2 HDi (DC4HXB, DC4HXE) 3.0 V6 (DCXFXC, DCXFXF)	98 152	03/01→08/04 03/01→08/04	←	☐		24.3572-1709.5 240583	BDX Ø 57 - Halter
			←	☐		24.3572-1710.5 240584	BDX Ø 57 - Halter
 <b>Bremsschlauch</b>							
1.8 16V (DC6FZB, DC6FZE) 2.0 16V (DCRFNC, DCRFNF) 2.0 16V HPI (DCRLZB) 2.0 HDi 2.0 HDi (DCRHYP) 2.0 HDi (DCRHZB, DCRHZE) 2.2 HDi (DC4HXB, DC4HXE) 3.0 V6 (DCXFXC, DCXFXF)	85 100 103 79 66 80 98 152	03/01→08/04 03/01→08/04 03/01→08/04 03/01→08/04 03/01→08/04 03/01→08/04 03/01→08/04 03/01→08/04	←		2	24.5111-0550.3 330665	L= 550










	kw			 	! #		
<b>CITROËN - C5 I Break (DE_) 06/01→08/04</b>							
 <b>Bremssattel</b>							
2.2 HDi (DE4HXB, DE4HXE)	98	06/01→08/04	←	<input type="checkbox"/>		24.3572-1709.5 240583	BDX Ø 57 - Halter
3.0 Carlsson	173	09/03→08/04	←	<input type="checkbox"/>		24.3572-1710.5 240584	BDX Ø 57 - Halter
3.0 V6 (DEXFXC, DEXFXF)	152	06/01→08/04					
 <b>Bremsschlauch</b>							
1.8 16V (DE6FZB, DE6FZE)	85	06/01→08/04	←			2 24.5111-0550.3 330665	L= 550
2.0 16V (DERFNF, DERFNC, RERFNC)	100	06/01→08/04					
2.0 16V HPI (DERLZB)	103	06/01→08/04					
2.0 HDi	80	06/01→08/04					
2.0 HDi (DERHSB, DERHSE)	79	06/01→08/04					
2.0 HDi (DERHYB)	66	06/01→08/04					
2.2 HDi (DE4HXB, DE4HXE)	98	06/01→08/04					
3.0 Carlsson	173	09/03→08/04					
3.0 V6 (DEXFXC, DEXFXF)	152	06/01→08/04					
<b>CITROËN - C5 II (RC_) 08/04→</b>							
 <b>Bremssattel</b>							
2.0 HDi (RCRHRH)	100	09/04→	←	<input type="checkbox"/> ; → 01/08		24.3572-1709.5 240583	BDX Ø 57 - Halter
2.2 HDi	120	05/06→					
2.2 HDi	125	04/06→	←	<input type="checkbox"/> ; → 01/08		24.3572-1710.5 240584	BDX Ø 57 - Halter
2.2 HDi (RC4HXE)	98	09/04→					
3.0 V6 (RCXFUF)	152	09/04→					
3.0 V6	155	10/04→04/07	←	<input type="checkbox"/>		24.3572-1709.5 240583	BDX Ø 57 - Halter
			←	<input type="checkbox"/>		24.3572-1710.5 240584	BDX Ø 57 - Halter
 <b>Bremsschlauch</b>							
1.6 HDi (RC8HZB)	80	09/04→	←	→ 01/08		2 24.5111-0550.3 330665	L= 550
1.8 16V	92	09/05→					
1.8 16V (RC6FZB)	85	09/04→					
2.0 16V (RCRFJB, RCRFJC)	103	09/04→					
2.0 HDi (RCRHRH)	100	09/04→					
2.2 HDi	120	05/06→					
2.2 HDi	125	04/06→					
2.2 HDi (RC4HXE)	98	09/04→					
3.0 V6 (RCXFUF)	152	09/04→					
3.0 V6	155	10/04→04/07	←			2 24.5111-0550.3 330665	L= 550
<b>CITROËN - C5 II Break (RE_) 09/04→</b>							
 <b>Bremssattel</b>							
2.0 HDi (RERHRH)	100	09/04→	←	<input type="checkbox"/> ; → 01/08		24.3572-1709.5 240583	BDX Ø 57 - Halter
2.2 HDi	120	05/06→					
2.2 HDi	125	04/06→	←	<input type="checkbox"/> ; → 01/08		24.3572-1710.5 240584	BDX Ø 57 - Halter
2.2 HDi (RE4HXE)	98	09/04→					
3.0	173	09/04→					
3.0 V6 (REXFUF)	152	09/04→					
3.0 V6	155	10/04→04/07	←	<input type="checkbox"/>		24.3572-1709.5 240583	BDX Ø 57 - Halter
			←	<input type="checkbox"/>		24.3572-1710.5 240584	BDX Ø 57 - Halter
 <b>Bremsschlauch</b>							
1.6 HDi (RE8HZB)	80	09/04→	←	→ 01/08		2 24.5111-0550.3 330665	L= 550
1.8 16V	92	09/05→					
1.8 16V (RE6FZB)	85	09/04→					
2.0 16V (RERFJB, RERFJC)	103	09/04→					
2.0 HDi (RERHRH)	100	09/04→					
2.2 HDi	120	05/06→					
2.2 HDi	125	04/06→					
2.2 HDi (RE4HXE)	98	09/04→					
3.0	173	09/04→					
3.0 V6 (REXFUF)	152	09/04→					
3.0 V6	155	10/04→04/07	←			2 24.5111-0550.3 330665	L= 550
<b>CITROËN - C5 III (RD_) 02/08→</b>							
 <b>Bremssattel</b>							
1.6 HDi 110	80	02/08→	←	<input type="checkbox"/> ; →Orga 12998		11.9601-9731.2 220853	ATE Ø 60 - Halter
1.6 HDi 110	82	07/10→					
1.6 HDi 115	84	01/12→					








	kw			 	! #		
<b>CITROËN - C5 III (RD_) 02/08→</b>							
<b>Bremssattel</b>							
1.6 THP 150	110	07/10→	←	☐; →Orga 12998		11.9601-9732.2	220854 ATE Ø 60 - Halter
1.6 THP 155	115	04/09→	→	☐; + eFSB		11.9387-7087.2	220975 ATE Ø 38 - Halter
1.6 VTi 120	88	07/10→	→	☐; + eFSB		11.9387-7088.2	220976 ATE Ø 38 - Halter
1.8 16V	92	02/08→	→	☐; + eFSB		11.9387-7088.2	220976 ATE Ø 38 - Halter
2.0 16V	103	02/08→	→	☐; - eFSB		24.3387-1707.5	240928 TRW Ø 38 - Halter
2.0 16V BioFlex	103	02/08→	→	☐; - eFSB		24.3387-1707.5	240928 TRW Ø 38 - Halter
2.0 HDi	100	02/08→	→	☐; - eFSB		24.3387-1708.5	240929 TRW Ø 38 - Halter
2.0 HDi 140	103	04/09→	→	☐; - eFSB		24.3387-1708.5	240929 TRW Ø 38 - Halter
2.0 HDi 165	120	04/09→	→	☐; - eFSB		24.3387-1708.5	240929 TRW Ø 38 - Halter
2.0 HDi 150 / BlueHDi 150	110	04/09→	→	☐; 05/15→; + eFSB		11.9387-7087.2	220975 ATE Ø 38 - Halter
			→	☐; 05/15→; + eFSB		11.9387-7088.2	220976 ATE Ø 38 - Halter
			→	☐; 05/15→; - eFSB		24.3387-1707.5	240928 TRW Ø 38 - Halter
			→	☐; 05/15→; - eFSB		24.3387-1708.5	240929 TRW Ø 38 - Halter
2.0 HDi 180	133	03/15→	←	☐		11.9601-9883.2	220917 ATE Ø 60 - Halter
			←	☐		11.9601-9884.2	220918 ATE Ø 60 - Halter
			→	☐; + eFSB		11.9387-7087.2	220975 ATE Ø 38 - Halter
			→	☐; + eFSB		11.9387-7088.2	220976 ATE Ø 38 - Halter
			→	☐; - eFSB		24.3387-1707.5	240928 TRW Ø 38 - Halter
			→	☐; - eFSB		24.3387-1708.5	240929 TRW Ø 38 - Halter
2.2 HDi	125	02/08→	←	☐		24.3451-1719.7	220763 TRW Ø 45 Ø2 40 - Halter
2.7 HDi	150	02/08→	←	☐		24.3451-1720.5	240917 TRW Ø 45 Ø2 40 - Halter
3.0 V6	155	02/08→	→	☐; + eFSB		11.9387-7087.2	220975 ATE Ø 38 - Halter
			→	☐; + eFSB		11.9387-7088.2	220976 ATE Ø 38 - Halter
			→	☐; - eFSB		24.3387-1707.5	240928 TRW Ø 38 - Halter
			→	☐; - eFSB		24.3387-1708.5	240929 TRW Ø 38 - Halter
2.2 HDi 200	150	07/10→	←	☐; →Orga 12774		11.9601-9883.2	220917 ATE Ø 60 - Halter
3.0 HDi 240	177	04/09→	←	☐; →Orga 12774		11.9601-9884.2	220918 ATE Ø 60 - Halter
			→	☐; + eFSB		11.9387-7087.2	220975 ATE Ø 38 - Halter
			→	☐; + eFSB		11.9387-7088.2	220976 ATE Ø 38 - Halter
			→	☐; - eFSB		24.3387-1707.5	240928 TRW Ø 38 - Halter
			→	☐; - eFSB		24.3387-1708.5	240929 TRW Ø 38 - Halter
<b>Feder, Bremssattel</b>							
1.6 HDi 110	80	02/08→	←	→Orga 12998	2	11.8116-0356.1	390586 ATE
1.6 HDi 110	82	07/10→	←	Orga 12999→	2	11.8116-0356.1	390586 ATE
1.6 HDi 115	84	01/12→	←	Orga 12999→	2	11.8116-0356.1	390586 ATE
1.6 THP 150	110	07/10→	→	+ eFSB	2	11.8116-0340.1	390595 ATE
1.6 THP 155	115	04/09→	→	+ eFSB	2	11.8116-0340.1	390595 ATE
1.6 VTi 120	88	07/10→	→	+ eFSB	2	11.8116-0340.1	390595 ATE
1.8 16V	92	02/08→	→	+ eFSB	2	11.8116-0340.1	390595 ATE
2.0 16V	103	02/08→	→	+ eFSB	2	11.8116-0340.1	390595 ATE
2.0 16V BioFlex	103	02/08→	→	+ eFSB	2	11.8116-0340.1	390595 ATE
2.0 HDi	100	02/08→	→	+ eFSB	2	11.8116-0340.1	390595 ATE
2.0 HDi 140	103	04/09→	→	+ eFSB	2	11.8116-0340.1	390595 ATE
2.0 HDi 165	120	04/09→	→	+ eFSB	2	11.8116-0340.1	390595 ATE
2.0 HDi 150 / BlueHDi 150	110	04/09→	←	05/15→	2	11.8116-0356.1	390586 ATE
			→	05/15→; + eFSB	2	11.8116-0340.1	390595 ATE
2.0 HDi 180	133	03/15→	→	+ eFSB	2	11.8116-0340.1	390595 ATE
2.2 HDi	125	02/08→	→	+ eFSB	2	11.8116-0340.1	390595 ATE
2.2 HDi 200	150	07/10→	→	+ eFSB	2	11.8116-0340.1	390595 ATE
2.7 HDi	150	02/08→	→	+ eFSB	2	11.8116-0340.1	390595 ATE
3.0 HDi 240	177	04/09→	→	+ eFSB	2	11.8116-0340.1	390595 ATE
3.0 V6	155	02/08→	→	+ eFSB	2	11.8116-0340.1	390595 ATE
<b>Führungshülzensatz, Bremssattel</b>							
1.6 HDi 110	80	02/08→	←	→Orga 12998		11.0101-5407.2	260011 ATE
1.6 HDi 110	82	07/10→	←	Orga 12999→		11.0101-5704.2	260095 ATE
1.6 HDi 115	84	01/12→	←	Orga 12999→		11.0101-5704.2	260095 ATE
1.6 THP 150	110	07/10→	→	+ eFSB		11.0101-5407.2	260011 ATE
1.6 THP 155	115	04/09→	→	+ eFSB		11.0101-5407.2	260011 ATE
1.6 VTi 120	88	07/10→	→	+ eFSB		11.0101-5407.2	260011 ATE
1.8 16V	92	02/08→	→	+ eFSB		11.0101-5407.2	260011 ATE
2.0 16V	103	02/08→	→	+ eFSB		11.0101-5407.2	260011 ATE
2.0 16V BioFlex	103	02/08→	→	+ eFSB		11.0101-5407.2	260011 ATE
2.0 HDi	100	02/08→	→	+ eFSB		11.0101-5407.2	260011 ATE
2.0 HDi 140	103	04/09→	→	+ eFSB		11.0101-5407.2	260011 ATE
2.0 HDi 165	120	04/09→	→	+ eFSB		11.0101-5407.2	260011 ATE
↓							




















	kw			 	! #		
<b>CITROËN - C5 III (RD_) 02/08→</b>							
<b>Führungshülzensatz, Bremssattel</b>							
2.0 HDi 150 / BlueHDi 150	110	04/09→	←	05/15→		11.0101-5704.2 260095	ATE
			→	05/15→; + eFSB		11.0101-5407.2 260011	ATE
2.0 HDi 180	133	03/15→	←			11.0101-5407.2 260011	ATE
			→	+ eFSB		11.0101-5407.2 260011	ATE
2.2 HDi 2.7 HDi 3.0 V6	125	02/08→	→	+ eFSB		11.0101-5407.2 260011	ATE
	150	02/08→					
	155	02/08→					
2.2 HDi 200 3.0 HDi 240	150	07/10→	←	→Orga 12774		11.0101-5407.2 260011	ATE
	177	04/09→	→	+ eFSB		11.0101-5407.2 260011	ATE
<b>Führungsbolzen, Bremssattel</b>							
1.6 HDi 110	80	02/08→	←	→Orga 12998		11.8171-0008.1 990049	ATE
1.6 HDi 110	82	07/10→					
1.6 HDi 115	84	01/12→	←	Orga 12999→		11.8171-0008.1 990049	ATE
1.6 THP 150	110	07/10→	→	+ eFSB		11.8171-0008.1 990049	ATE
1.6 THP 155	115	04/09→					
1.6 VTi 120	88	07/10→					
1.8 16V	92	02/08→					
2.0 16V	103	02/08→					
2.0 16V BioFlex	103	02/08→					
2.0 HDi	100	02/08→					
2.0 HDi 140	103	04/09→					
2.0 HDi 165	120	04/09→					
2.0 HDi 150 / BlueHDi 150	110	04/09→	←	05/15→		11.8171-0008.1 990049	ATE
			→	05/15→; + eFSB		11.8171-0008.1 990049	ATE
2.0 HDi 180	133	03/15→				11.8171-0008.1 990049	ATE
			→	+ eFSB		11.8171-0008.1 990049	ATE
2.2 HDi 2.7 HDi 3.0 V6	125	02/08→	→	+ eFSB		11.8171-0008.1 990049	ATE
	150	02/08→					
	155	02/08→					
2.2 HDi 200 3.0 HDi 240	150	07/10→		→Orga 12774		11.8171-0008.1 990049	ATE
	177	04/09→	→	+ eFSB		11.8171-0008.1 990049	ATE
<b>Dichtungssatz, Bremssattel</b>							
1.6 HDi 110	80	02/08→	←	Orga 12999→		11.0441-6008.2 250038	ATE für Kolben-Ø [mm]: 60
1.6 HDi 110	82	07/10→					
1.6 HDi 115	84	01/12→	←	→Orga 12998		11.0441-6008.2 250038	ATE für Kolben-Ø [mm]: 60
1.6 THP 150	110	07/10→					
1.6 THP 155	115	04/09→					
1.6 VTi 120	88	07/10→					
1.8 16V	92	02/08→					
2.0 16V	103	02/08→					
2.0 16V BioFlex	103	02/08→					
2.0 HDi	100	02/08→					
2.0 HDi 140	103	04/09→					
2.0 HDi 165	120	04/09→					
2.0 HDi 150 / BlueHDi 150	110	04/09→	←	05/15→		11.0441-6008.2 250038	ATE für Kolben-Ø [mm]: 60
2.0 HDi 180	133	03/15→	←			11.0441-6008.2 250038	ATE für Kolben-Ø [mm]: 60
2.2 HDi 200 3.0 HDi 240	150	07/10→	←	→Orga 12774		11.0441-6008.2 250038	ATE für Kolben-Ø [mm]: 60
	177	04/09→					
<b>Zubehörsatz, Bremssattel</b>							
1.6 HDi 110 1.6 HDi 110 1.6 HDi 115 1.6 THP 150 1.6 THP 155 1.6 VTi 120 1.8 16V 2.0 16V 2.0 16V BioFlex 2.0 HDi 2.0 HDi 140 2.0 HDi 165 2.0 HDi 180 2.2 HDi 200 3.0 HDi 240	80	02/08→	→	- eFSB		24.0101-3803.2 260101	TRW
	82	07/10→					
	84	01/12→					
	110	07/10→					
	115	04/09→					
	88	07/10→					
	92	02/08→					
	103	02/08→					
	103	02/08→					
	100	02/08→					
	103	04/09→					
	120	04/09→					
	133	03/15→					
	150	07/10→					
177	04/09→						
2.0 HDi 150 / BlueHDi 150	110	04/09→	→	05/15→; - eFSB		24.0101-3803.2 260101	TRW
2.2 HDi 2.7 HDi 3.0 V6 ↓	125	02/08→				24.0101-3802.2 260100	TRW
	150	02/08→					
	155	02/08→	→	- eFSB		24.0101-3803.2 260101	TRW



































	kw			 	! #		
<b>CITROËN - C5 III (RD_) 02/08→</b>							
 <b>Bremsschlauch</b>							
1.6 HDi 110	80	02/08→	←	☐; →Orga 12998		24.5161-0313.3 331219	L= 310 L2= 275 mit Rohrleitung
1.6 HDi 110	82	07/10→					
1.6 HDi 115	84	01/12→	←	☐; →Orga 12998		24.5161-0314.3 331220	L= 310 L2= 275 mit Rohrleitung
1.6 THP 150	110	07/10→	←	☐; Orga 12999→		24.5161-0775.3 331412	L= 775 L1= 310 L2= 220
1.6 THP 155	115	04/09→					
1.6 VTi 120	88	07/10→	←	☐; Orga 12999→		24.5161-0776.3 331413	L= 775 L1= 310 L2= 220
1.8 16V	92	02/08→					
2.0 16V	103	02/08→	→	☐; →Orga 11682		24.5151-0583.3 331019	L= 583,5
2.0 16V BioFlex	103	02/08→	→	☐; →Orga 11682		24.5151-0584.3 331020	L= 583,5
2.0 HDi	100	02/08→					
2.0 HDi 140	103	04/09→	→	☐; Orga 11683→		24.5151-0638.3 331141	L= 638
2.0 HDi 165	120	04/09→	→	☐; Orga 11683→		24.5151-0639.3 331142	L= 638
2.2 HDi	125	02/08→					
2.7 HDi	150	02/08→					
3.0 HDi 240	177	04/09→					
3.0 V6	155	02/08→					
2.0 HDi 150 / BlueHDi 150	110	04/09→	←	☐; 05/15→		24.5161-0775.3 331412	L= 775 L1= 310 L2= 220
			←	☐; 05/15→		24.5161-0776.3 331413	L= 775 L1= 310 L2= 220
			→	☐; 05/15→		24.5151-0638.3 331141	L= 638
			→	☐; 05/15→		24.5151-0639.3 331142	L= 638
2.0 HDi 180	133	03/15→	←	☐		24.5161-0775.3 331412	L= 775 L1= 310 L2= 220
			←	☐		24.5161-0776.3 331413	L= 775 L1= 310 L2= 220
			→	☐		24.5151-0638.3 331141	L= 638
			→	☐		24.5151-0639.3 331142	L= 638
2.2 HDi 200	150	07/10→	←	☐; →Orga 12998		24.5161-0313.3 331219	L= 310 L2= 275 mit Rohrleitung
			←	☐; →Orga 12998		24.5161-0314.3 331220	L= 310 L2= 275 mit Rohrleitung
			←	☐; Orga 12999→		24.5161-0775.3 331412	L= 775 L1= 310 L2= 220
			←	☐; Orga 12999→		24.5161-0776.3 331413	L= 775 L1= 310 L2= 220
			→	☐; →Orga 11682		24.5151-0583.3 331019	L= 583,5
			→	☐; →Orga 11682		24.5151-0584.3 331020	L= 583,5
			→	☐; Orga 11682→		24.5151-0638.3 331141	L= 638
			→	☐; Orga 11682→		24.5151-0639.3 331142	L= 638
<b>CITROËN - C5 III Break (RW_) 02/08→</b>							
 <b>Bremssattel</b>							
1.6 HDi 110	80	02/08→	←	☐; →Orga 12998		11.9601-9731.2 220853	ATE Ø 60 - Halter
1.6 HDi 110	82	07/10→					
1.6 HDi 115	84	01/12→	←	☐; →Orga 12998		11.9601-9732.2 220854	ATE Ø 60 - Halter
1.6 THP 150	110	04/09→	→	☐; + eFSB		11.9387-7087.2 220975	ATE Ø 38 - Halter
1.6 THP 155	115	04/09→					
1.6 VTi 120	88	07/10→	→	☐; + eFSB		11.9387-7088.2 220976	ATE Ø 38 - Halter
1.8 16V	92	02/08→					
2.0 16V	103	02/08→	→	☐; - eFSB		24.3387-1707.5 240928	TRW Ø 38 - Halter
2.0 16V BioFlex	103	02/08→	→	☐; - eFSB		24.3387-1708.5 240929	TRW Ø 38 - Halter
2.0 HDi	100	02/08→					
2.0 HDi 140	103	04/09→					
2.0 HDi 150 / BlueHDi 150	110	04/09→					
2.0 HDi 165	120	04/09→					
2.0 HDi 180	133	03/15→	←	☐		11.9601-9883.2 220917	ATE Ø 60 - Halter
2.2 HDi 200	150	07/10→	←	☐		11.9601-9884.2 220918	ATE Ø 60 - Halter
3.0 HDi 240	177	04/09→	→	☐; + eFSB		11.9387-7087.2 220975	ATE Ø 38 - Halter
			→	☐; + eFSB		11.9387-7088.2 220976	ATE Ø 38 - Halter
			→	☐; - eFSB		24.3387-1707.5 240928	TRW Ø 38 - Halter
			→	☐; - eFSB		24.3387-1708.5 240929	TRW Ø 38 - Halter
2.2 HDi	125	02/08→	←	☐		24.3451-1719.7 220763	TRW Ø 45 Ø2 40 - Halter
2.2 HDi 165	120	02/08→					
2.7 HDi	150	02/08→	←	☐		24.3451-1720.5 240917	TRW Ø 45 Ø2 40 - Halter
3.0 V6	155	02/08→	→	☐; + eFSB		11.9387-7087.2 220975	ATE Ø 38 - Halter
			→	☐; + eFSB		11.9387-7088.2 220976	ATE Ø 38 - Halter
			→	☐; - eFSB		24.3387-1707.5 240928	TRW Ø 38 - Halter
			→	☐; - eFSB		24.3387-1708.5 240929	TRW Ø 38 - Halter
<b>Feder, Bremssattel</b>							
1.6 HDi 110	80	02/08→	←	Orga 12999→	2	11.8116-0356.1 390586	ATE
1.6 HDi 110	82	07/10→					
↓							











	kW			 	! #			
<b>CITROËN - C5 III Break (RW_) 02/08→</b>								
<b>Feder, Bremssattel</b>								
1.6 HDi 115	84	01/12→	←	→Orga 12998	2	11.8116-0356.1	390586	ATE
1.6 THP 150	110	04/09→						
1.6 THP 155	115	04/09→	→	+ eFSB	2	11.8116-0340.1	390595	ATE
1.6 VTI 120	88	07/10→						
1.8 16V	92	02/08→						
2.0 16V	103	02/08→						
2.0 16V BioFlex	103	02/08→						
2.0 HDi	100	02/08→						
2.0 HDi 140	103	04/09→						
2.0 HDi 150 / BlueHDi 150	110	04/09→						
2.0 HDi 165	120	04/09→						
2.0 HDi 180	133	03/15→	→	+ eFSB	2	11.8116-0340.1	390595	ATE
2.2 HDi	125	02/08→						
2.2 HDi 165	120	02/08→						
2.2 HDi 200	150	07/10→						
2.7 HDi	150	02/08→						
3.0 HDi 240	177	04/09→						
3.0 V6	155	02/08→						
<b>Führungshülzensatz, Bremssattel</b>								
1.6 HDi 110	80	02/08→	←	→Orga 12998		11.0101-5407.2	260011	ATE
1.6 HDi 110	82	07/10→						
1.6 HDi 115	84	01/12→	←	Orga 12999→		11.0101-5704.2	260095	ATE
1.6 THP 150	110	04/09→						
1.6 THP 155	115	04/09→	→	+ eFSB		11.0101-5407.2	260011	ATE
1.6 VTI 120	88	07/10→						
1.8 16V	92	02/08→						
2.0 16V	103	02/08→						
2.0 16V BioFlex	103	02/08→						
2.0 HDi	100	02/08→						
2.0 HDi 140	103	04/09→						
2.0 HDi 150 / BlueHDi 150	110	04/09→						
2.0 HDi 165	120	04/09→						
2.0 HDi 180	133	03/15→	←			11.0101-5407.2	260011	ATE
2.2 HDi 200	150	07/10→						
3.0 HDi 240	177	04/09→	→	+ eFSB		11.0101-5407.2	260011	ATE
2.2 HDi	125	02/08→	→	+ eFSB		11.0101-5407.2	260011	ATE
2.2 HDi 165	120	02/08→						
2.7 HDi	150	02/08→						
3.0 V6	155	02/08→						
<b>Führungsbolzen, Bremssattel</b>								
1.6 HDi 110	80	02/08→	←	Orga 12999→		11.8171-0008.1	990049	ATE
1.6 HDi 110	82	07/10→						
1.6 HDi 115	84	01/12→	←	→Orga 12998		11.8171-0008.1	990049	ATE
1.6 THP 150	110	04/09→						
1.6 THP 155	115	04/09→	→	+ eFSB		11.8171-0008.1	990049	ATE
1.6 VTI 120	88	07/10→						
1.8 16V	92	02/08→						
2.0 16V	103	02/08→						
2.0 16V BioFlex	103	02/08→						
2.0 HDi	100	02/08→						
2.0 HDi 140	103	04/09→						
2.0 HDi 150 / BlueHDi 150	110	04/09→						
2.0 HDi 165	120	04/09→						
2.0 HDi 180	133	03/15→				11.8171-0008.1	990049	ATE
2.2 HDi 200	150	07/10→	→	+ eFSB		11.8171-0008.1	990049	ATE
3.0 HDi 240	177	04/09→						
2.2 HDi	125	02/08→	→	+ eFSB		11.8171-0008.1	990049	ATE
2.2 HDi 165	120	02/08→						
2.7 HDi	150	02/08→						
3.0 V6	155	02/08→						
<b>Dichtungssatz, Bremssattel</b>								
1.6 HDi 110	80	02/08→	←	→Orga 12998		11.0441-6008.2	250038	ATE für Kolben-Ø [mm]: 60
1.6 HDi 110	82	07/10→						
1.6 HDi 115	84	01/12→	←	Orga 12999→		11.0441-6008.2	250038	ATE für Kolben-Ø [mm]: 60
1.6 THP 150	110	04/09→						
1.6 THP 155	115	04/09→						
1.6 VTI 120	88	07/10→						
1.8 16V	92	02/08→						
2.0 16V	103	02/08→						
2.0 16V BioFlex	103	02/08→						
2.0 HDi	100	02/08→						
2.0 HDi 140	103	04/09→						
2.0 HDi 150 / BlueHDi 150	110	04/09→						
2.0 HDi 165	120	04/09→						
2.0 HDi 180	133	03/15→	←			11.0441-6008.2	250038	ATE für Kolben-Ø [mm]: 60











	kw			 	! #		
<b>CITROËN - C5 III Break (RW_) 02/08→</b>							
<b>Dichtungssatz, Bremssattel</b>							
2.2 HDi 200	150	07/10→	←		11.0441-6008.2	250038	ATE für Kolben-Ø [mm]: 60
3.0 HDi 240	177	04/09→					
<b>Zubehörsatz, Bremssattel</b>							
1.6 HDi 110	80	02/08→	→	- eFSB	24.0101-3803.2	260101	TRW
1.6 HDi 110	82	07/10→					
1.6 HDi 115	84	01/12→					
1.6 THP 150	110	04/09→					
1.6 THP 155	115	04/09→					
1.6 VTI 120	88	07/10→					
1.8 16V	92	02/08→					
2.0 16V	103	02/08→					
2.0 16V BioFlex	103	02/08→					
2.0 HDi	100	02/08→					
2.0 HDi 140	103	04/09→					
2.0 HDi 150 / BlueHDi 150	110	04/09→					
2.0 HDi 165	120	04/09→					
2.0 HDi 180	133	03/15→					
2.2 HDi	125	02/08→					
2.2 HDi 165	120	02/08→					
2.2 HDi 200	150	07/10→					
2.7 HDi	150	02/08→					
3.0 HDi 240	177	04/09→					
3.0 V6	155	02/08→					
<b>Bremsschlauch</b>							
1.6 HDi 110	80	02/08→	←	☐; →Orga 12998	24.5161-0313.3	331219	L= 310 L2= 275 mit Rohrleitung
1.6 HDi 110	82	07/10→	←	☐; →Orga 12998	24.5161-0314.3	331220	L= 310 L2= 275 mit Rohrleitung
1.6 HDi 115	84	01/12→	←	☐; →Orga 12999→	24.5161-0775.3	331412	L= 775 L1= 310 L2= 220
1.6 THP 150	110	04/09→	←	☐; Orga 12999→	24.5161-0776.3	331413	L= 775 L1= 310 L2= 220
1.6 THP 155	115	04/09→	←	☐; →Orga 11682	24.5151-0583.3	331019	L= 583,5
1.6 VTI 120	88	07/10→	←	☐; →Orga 11682	24.5151-0584.3	331020	L= 583,5
1.8 16V	92	02/08→	→	☐; Orga 11683→	24.5151-0638.3	331141	L= 638
2.0 16V	103	02/08→	→	☐; Orga 11683→	24.5151-0639.3	331142	L= 638
2.0 16V BioFlex	103	02/08→	→				
2.0 HDi	100	02/08→	→				
2.0 HDi 140	103	04/09→	→				
2.0 HDi 150 / BlueHDi 150	110	04/09→	→				
2.0 HDi 165	120	04/09→	→				
2.2 HDi	125	02/08→	→				
2.2 HDi 165	120	02/08→	→				
2.2 HDi 200	150	07/10→	→				
2.7 HDi	150	02/08→	→				
3.0 HDi 240	177	04/09→	→				
3.0 V6	155	02/08→	→				
2.0 HDi 180	133	03/15→	←	☐	24.5161-0775.3	331412	L= 775 L1= 310 L2= 220
			←	☐	24.5161-0776.3	331413	L= 775 L1= 310 L2= 220
			→	☐	24.5151-0638.3	331141	L= 638
			→	☐	24.5151-0639.3	331142	L= 638
<b>CITROËN - C6 (TD_) 09/05→</b>							
<b>Bremssattel</b>							
2.2 HDi	120	06/06→	←	☐; → 12/12	24.3451-1719.7	220763	TRW Ø 45 Ø2 40 - Halter
2.2 HDi	125	06/06→	←	☐; → 12/12	24.3451-1720.5	240917	TRW Ø 45 Ø2 40 - Halter
2.7 HDi	150	09/05→	→	☐; → 12/12	24.3384-1769.7	220791	TRW Ø 38 - Halter
3.0 V6	155	09/05→	→	☐; → 12/12	24.3384-1770.7	220792	TRW Ø 38 - Halter
3.0 HDi	177	04/09→	←	☐; 07/09→ 12/12	11.9601-9883.2	220917	ATE Ø 60 - Halter
			←	☐; 07/09→ 12/12	11.9601-9884.2	220918	ATE Ø 60 - Halter
			→	☐; 07/09→ 12/12	24.3384-1769.7	220791	TRW Ø 38 - Halter
			→	☐; 07/09→ 12/12	24.3384-1770.7	220792	TRW Ø 38 - Halter
<b>Führungshülzensatz, Bremssattel</b>							
3.0 HDi	177	04/09→	←	07/09→ 12/12	11.0101-5407.2	260011	ATE
<b>Führungsbolzen, Bremssattel</b>							
3.0 HDi	177	04/09→		07/09→ 12/12	11.8171-0008.1	990049	ATE
<b>Dichtungssatz, Bremssattel</b>							
3.0 HDi	177	04/09→	←	07/09→ 12/12	11.0441-6008.2	250038	ATE für Kolben-Ø [mm]: 60
↓							








	kW			 	! #		
<b>CITROËN - C6 (TD_) 09/05→</b>							
<b>Zubehörsatz, Bremssattel</b>							
2.2 HDi	120	06/06→		→ 12/12		24.0101-3802.2	260100 TRW
2.2 HDi	125	06/06→					
2.7 HDi	150	09/05→					
3.0 V6	155	09/05→					
3.0 HDi	177	04/09→		07/09→ 12/12		24.0101-3802.2	260100 TRW
<b> Bremsschlauch</b>							
2.2 HDi	120	06/06→	←	☐; Orga 11126→; → 12/12		24.5161-0313.3	331219 L= 310 L2= 275 mit Rohrleitung
2.2 HDi	125	06/06→	←	☐; Orga 11126→; → 12/12		24.5161-0314.3	331220 L= 310 L2= 275 mit Rohrleitung
2.7 HDi	150	09/05→	←	☐; →Orga 11125		24.5161-0315.3	331186 L= 310 L2= 275 mit Rohrleitung
3.0 V6	155	09/05→	←	☐; →Orga 11125		24.5161-0316.3	331187 L= 310 L2= 275 mit Rohrleitung
			→	☐; →Orga 11682		24.5151-0583.3	331019 L= 583,5
			→	☐; →Orga 11682		24.5151-0584.3	331020 L= 583,5
			→	☐; Orga 11683→; → 12/12		24.5151-0638.3	331141 L= 638
			→	☐; Orga 11683→; → 12/12		24.5151-0639.3	331142 L= 638
3.0 HDi	177	04/09→	←	☐; 07/09→ 12/12		24.5161-0775.3	331412 L= 775 L1= 310 L2= 220
			←	☐; 07/09→ 12/12		24.5161-0776.3	331413 L= 775 L1= 310 L2= 220
			→	☐; 07/09→; →Orga 11682		24.5151-0583.3	331019 L= 583,5
			→	☐; 07/09→; →Orga 11682		24.5151-0584.3	331020 L= 583,5
			→	☐; Orga 11683→; → 12/12		24.5151-0638.3	331141 L= 638
			→	☐; Orga 11683→; → 12/12		24.5151-0639.3	331142 L= 638
<b>CITROËN - C8 (EA_, EB_) 07/02→</b>							
<b> Bremssattel</b>							
2.0	100	07/02→	←	☐; → 07/14		24.3601-1711.7	220607 TRW Ø 60 - Halter
2.0 16V	103	09/05→	←	☐; → 07/14		24.3601-1712.7	220608 TRW Ø 60 - Halter
2.0 16V	104	09/05→	←	☐; → 07/14		24.3601-1712.7	220608 TRW Ø 60 - Halter
2.0 HDi	79	07/02→	→	☐; → 07/14		24.3384-1761.5	240850 TRW Ø 38 - Halter
2.0 HDi	80	07/02→	→	☐; → 07/14		24.3384-1762.5	240851 TRW Ø 38 - Halter
2.0 HDi	81	07/02→	→	☐; → 07/14		24.3384-1762.5	240851 TRW Ø 38 - Halter
2.0 HDi 135	100	03/06→					
2.2	116	07/02→					
2.2 HDi	94	07/02→					
2.0 HDi	88	07/06→	←	☐; 02/07→ 07/14		24.3601-1711.7	220607 TRW Ø 60 - Halter
			←	☐; 02/07→ 07/14		24.3601-1712.7	220608 TRW Ø 60 - Halter
			→	☐; 02/07→ 07/14		24.3384-1761.5	240850 TRW Ø 38 - Halter
			→	☐; 02/07→ 07/14		24.3384-1762.5	240851 TRW Ø 38 - Halter
2.0 HDi 165	120	03/06→	←	☐; → 07/14		24.3451-1855.5	240659 TRW Ø1 40 Ø2 45 - Halter
2.2 HDi	120	06/07→	←	☐; → 07/14		24.3451-1856.5	240660 TRW Ø1 40 Ø2 45 - Halter
2.2 HDi	125	06/06→	←	☐; → 07/14		24.3451-1856.5	240660 TRW Ø1 40 Ø2 45 - Halter
			→	☐; → 07/14		24.3384-1761.5	240850 TRW Ø 38 - Halter
			→	☐; → 07/14		24.3384-1762.5	240851 TRW Ø 38 - Halter
3.0 V6	150	07/02→	→	☐; → 07/14		24.3384-1761.5	240850 TRW Ø 38 - Halter
			→	☐; → 07/14		24.3384-1762.5	240851 TRW Ø 38 - Halter
<b> Bremsschlauch</b>							
2.0	100	07/02→	←	→ 07/14	2	24.5111-0462.3	330555 L= 460
2.0 16V	103	09/05→	→	→ 07/14	2	24.5229-0251.3	330535 L= 250
2.0 16V	104	09/05→	→	→ 07/14	2	24.5229-0251.3	330535 L= 250
2.0 HDi	79	07/02→					
2.0 HDi	80	07/02→					
2.0 HDi	81	07/02→					
2.0 HDi 135	100	03/06→					
2.2	116	07/02→					
2.2 HDi	94	07/02→					
2.0 HDi	88	07/06→	←	02/07→ 07/14	2	24.5111-0462.3	330555 L= 460
			→	02/07→ 07/14	2	24.5229-0251.3	330535 L= 250
2.0 HDi 165	120	03/06→	←	→ 07/14	2	24.5144-0500.3	331169 L= 500
2.2 HDi	120	06/07→	←	→ 07/14	2	24.5144-0500.3	331169 L= 500
2.2 HDi	125	06/06→	→	→ 07/14	2	24.5229-0251.3	330535 L= 250
3.0 V6	150	07/02→	→	→ 07/14	2	24.5229-0251.3	330535 L= 250

















	kw			 	! #		
<b>CITROËN - C15 (VD_) 10/84→10/06</b>							
 <b>Bremsschlauch</b>							
1.0	33	10/84→12/97	←	Orga 04196→	2	24.5112-0325.3 330415	L= 355
1.0 E	37	11/92→07/96	→		2	24.5228-0185.3 330107	L= 185
1.1	35	10/84→12/96					
1.1	40	11/88→07/96					
1.1 i	44	07/88→12/96					
1.4	49	07/87→12/96					
1.4 E	40	07/87→12/96					
1.4 E	44	05/87→12/96					
1.4 i	55	05/91→12/96					
1.8 D	44	07/86→12/00	←		2	24.5112-0325.3 330415	L= 355
			→		2	24.5228-0185.3 330107	L= 185
1.9 D	44	12/00→12/05	→		2	24.5228-0185.3 330107	L= 185
1.9 D	51	10/00→10/02	→				
<b>CITROËN - C15 Kombi 04/87→08/00</b>							
 <b>Bremsschlauch</b>							
1.1	44	08/88→07/96	←		2	24.5112-0325.3 330415	L= 355
1.8 D	44	04/87→08/00	→		2	24.5228-0185.3 330107	L= 185
1.4	55	05/91→07/96	←	Orga 04196→	2	24.5112-0325.3 330415	L= 355
			→		2	24.5228-0185.3 330107	L= 185
<b>CITROËN - C-CROSSER (EP_) 02/07→</b>							
 <b>Bremssattel</b>							
2.0	108	11/10→	←	 → 01/13		24.3431-1701.5 240437	Ø 43 - Halter
2.0 Allrad	108	11/10→					
2.2 HDi	115	02/07→	←	 → 01/13		24.3431-1702.5 240438	Ø 43 - Halter
2.4 16V	125	08/08→					
 <b>Bremsschlauch</b>							
2.0	108	11/10→	←	 → 01/13		24.5286-0600.3 331173	L= 600
2.0 Allrad	108	11/10→	←	 → 01/13		24.5286-0601.3 331174	L= 600
			→	 → 01/13; für Rechtslenker; + ESP		24.5247-0275.3 331244	L= 275
2.2 HDi	115	02/07→	←	 → 01/13		24.5286-0600.3 331173	L= 600
2.4 16V	125	08/08→	←	 → 01/13		24.5286-0601.3 331174	L= 600
			→	 → Orga 12718		24.5247-0275.3 331244	L= 275
			→	 → Orga 12719→; → 01/13		24.5247-0275.3 331244	L= 275
<b>CITROËN - C-CROSSER ENTERPRISE 01/09→</b>							
 <b>Bremssattel</b>							
2.2 HDi	115	01/09→	←	 → 01/13		24.3431-1701.5 240437	Ø 43 - Halter
2.4 16V	125	01/09→	←	 → 01/13		24.3431-1702.5 240438	Ø 43 - Halter
 <b>Bremsschlauch</b>							
2.2 HDi	115	01/09→	←	 → 01/13		24.5286-0600.3 331173	L= 600
2.4 16V	125	01/09→	←	 → 01/13		24.5286-0601.3 331174	L= 600
			→	 → Orga 12718		24.5247-0275.3 331244	L= 275
			→	 → Orga 12719→; → 01/13		24.5247-0275.3 331244	L= 275
<b>CITROËN - C-ELYSEE 11/12→</b>							
 <b>Bremssattel</b>							
1.2 VTi 72	53	11/12→	←	 V		24.3541-1771.5 240239	BOS Ø 54 - Halter
1.2 VTi 82	60	12/14→					
1.6 BlueHDi 100	73	11/14→	←	 V		24.3541-1772.5 240240	BOS Ø 54 - Halter
1.6 HDi 92	68	11/12→					
1.6 VTi 115	85	11/12→					
 <b>Bremsschlauch</b>							
1.2 VTi 72	53	11/12→	→		2	24.5239-0190.3 330966	L= 190
1.2 VTi 82	60	12/14→					
1.6 BlueHDi 100	73	11/14→					
1.6 HDi 92	68	11/12→					
1.6 VTi 115	85	11/12→					

	kw			 	! #				
<b>CITROËN - DS3 11/09→07/15</b>									
 <b>Bremssattel</b>									
1.2 THP 110 1.6 BlueHDi 100 1.6 BlueHDi 75 1.6 THP 165	81 73 55 121	10/14→03/15 07/14→07/15 03/15→07/15 10/14→06/15	← ← → →	☐; für Bremsscheibendurchmesser [mm]: 266 ☐; für Bremsscheibendurchmesser [mm]: 266 ☐ ☐		24.3541-1771.5 24.3541-1772.5 24.3387-1733.5 24.3387-1734.5	240239 240240 240655 240656	BOS Ø 54 - Halter BOS Ø 54 - Halter TRW Ø 38 - Halter TRW Ø 38 - Halter	
1.2 VTi 82 1.4 HDi 70 1.4 VTi 95 1.4 VTi 95 LPG 1.6 HDi 90	60 50 70 70 68	01/13→03/15 04/10→07/15 04/10→07/15 08/12→07/15 11/09→07/15	← ← ← ←	☐ ☐ ☐ ☐		24.3541-1771.5 24.3541-1772.5	240239 240240	BOS Ø 54 - Halter BOS Ø 54 - Halter	
1.4 VTi 98	72	11/09→07/15	← ←	☐; 04/10→ ☐; 04/10→		24.3541-1771.5 24.3541-1772.5	240239 240240	BOS Ø 54 - Halter BOS Ø 54 - Halter	
1.6	120	01/12→07/15	← ← → →	☐; 10/14→; für Bremsscheibendurchmesser [mm]: 266 ☐; 10/14→; für Bremsscheibendurchmesser [mm]: 266 ☐; 10/14→ ☐; 10/14→		24.3541-1771.5 24.3541-1772.5 24.3387-1733.5 24.3387-1734.5	240239 240240 240655 240656	BOS Ø 54 - Halter BOS Ø 54 - Halter TRW Ø 38 - Halter TRW Ø 38 - Halter	
1.6 BlueHDi 120 1.6 HDi 110 1.6 HDi 115 1.6 HDi 115 1.6 Racing 1.6 Racing 1.6 THP 155 1.6 VTi 120	88 82 84 85 149 152 115 88	10/13→07/15 11/09→07/15 08/12→07/15 10/13→07/15 02/11→07/15 02/11→07/15 04/10→07/15 04/10→07/15	→ → → →	☐ ☐ ☐ ☐		24.3387-1733.5 24.3387-1734.5	240655 240656	TRW Ø 38 - Halter TRW Ø 38 - Halter	
1.6 THP 150	110	01/10→07/15	→ →	☐; 04/10→ ☐; 04/10→		24.3387-1733.5 24.3387-1734.5	240655 240656	TRW Ø 38 - Halter TRW Ø 38 - Halter	
 <b>Bremsschlauch</b>									
1.2 THP 110 1.2 VTi 82 1.4 HDi 70 1.4 VTi 95 1.4 VTi 95 LPG 1.6 BlueHDi 100 1.6 BlueHDi 120 1.6 BlueHDi 75 1.6 HDi 110 1.6 HDi 115 1.6 HDi 115 1.6 HDi 90 1.6 THP 155 1.6 THP 165 1.6 VTi 120	81 60 50 70 70 73 88 55 82 84 85 68 115 121 88	10/14→03/15 01/13→03/15 04/10→07/15 04/10→07/15 08/12→07/15 07/14→07/15 10/13→07/15 03/15→07/15 11/09→07/15 08/12→07/15 10/13→07/15 11/09→07/15 04/10→07/15 10/14→06/15 04/10→07/15	← → → → → → → → → → → → → → →			2 2	24.5111-0496.3 24.5239-0165.3	331371 330606	L= 495 L= 165
1.4 VTi 98 1.6 THP 150	72 110	11/09→07/15 01/10→07/15	← →	04/10→ 04/10→		2 2	24.5111-0496.3 24.5239-0165.3	331371 330606	L= 495 L= 165
1.6	120	01/12→07/15	← →	10/14→ 10/14→		2 2	24.5111-0496.3 24.5239-0165.3	331371 330606	L= 495 L= 165
1.6 Racing 1.6 Racing	149 152	02/11→07/15 02/11→07/15	→ →			2 2	24.5239-0165.3	330606	L= 165
<b>CITROËN - DS3 Cabriolet 01/13→07/15</b>									
 <b>Bremssattel</b>									
1.2 THP 110 1.6 BlueHDi 100 1.6 BlueHDi 115 1.6 THP 165	81 73 85 121	10/14→07/15 07/14→07/15 10/13→07/15 10/14→07/15	← ← → →	☐; für Bremsscheibendurchmesser [mm]: 266 ☐; für Bremsscheibendurchmesser [mm]: 266 ☐ ☐		24.3541-1771.5 24.3541-1772.5 24.3387-1733.5 24.3387-1734.5	240239 240240 240655 240656	BOS Ø 54 - Halter BOS Ø 54 - Halter TRW Ø 38 - Halter TRW Ø 38 - Halter	
1.2 VTi 82 1.6 HDi 90	60 69	01/13→07/15 01/13→07/15	← ←	☐; 03/13→ ☐; 03/13→		24.3541-1771.5 24.3541-1772.5	240239 240240	BOS Ø 54 - Halter BOS Ø 54 - Halter	
1.6 BlueHDi 120	88	07/14→07/15	→	☐		24.3387-1733.5	240655	TRW Ø 38 - Halter	








	kw					! #			
<b>CITROËN - DS3 Cabriolet 01/13→07/15</b>									
 <b>Bremssattel</b>									
1.6 Racing	152	03/14→07/15	➡	☐			24.3387-1734.5	240656	TRW Ø 38 - Halter
1.6 THP 150	110	01/13→07/15	➡	☐; 03/13→			24.3387-1733.5	240655	TRW Ø 38 - Halter
1.6 THP 155	115	01/13→07/15	➡	☐; 03/13→			24.3387-1734.5	240656	TRW Ø 38 - Halter
1.6 VTi 120	88	01/13→07/15	➡	☐; 03/13→			24.3387-1734.5	240656	TRW Ø 38 - Halter
 <b>Bremsschlauch</b>									
1.2 THP 110	81	10/14→07/15	←			2	24.5111-0496.3	331371	L= 495
1.6 BlueHDi 100	73	07/14→07/15	➡			2	24.5239-0165.3	330606	L= 165
1.6 BlueHDi 115	85	10/13→07/15	➡						
1.6 BlueHDi 120	88	07/14→07/15	➡						
1.6 THP 165	121	10/14→07/15	➡						
1.2 VTi 82	60	01/13→07/15	←	03/13→		2	24.5111-0496.3	331371	L= 495
1.6 HDi 90	69	01/13→07/15	➡						
1.6 THP 150	110	01/13→07/15	➡	03/13→		2	24.5239-0165.3	330606	L= 165
1.6 THP 155	115	01/13→07/15	➡						
1.6 VTi 120	88	01/13→07/15	➡						
1.6 Racing	152	03/14→07/15	➡			2	24.5239-0165.3	330606	L= 165
<b>CITROËN - DS4 04/11→07/15</b>									
 <b>Bremssattel</b>									
1.2 THP 130	96	07/14→07/15	←	☐			11.9601-9717.2	220901	ATE Ø 60 - Halter
1.6 BlueHDi 120	88	07/14→07/15	←	☐			11.9601-9718.2	220902	ATE Ø 60 - Halter
2.0 BlueHDi 150	110	07/14→07/15	←	☐					
1.6 BlueHDi 115	85	07/14→07/15	←	☐; 08/14→			11.9601-9717.2	220901	ATE Ø 60 - Halter
			←	☐; 08/14→			11.9601-9718.2	220902	ATE Ø 60 - Halter
1.6 HDi 110	82	04/11→07/15	←	☐			11.9601-9717.2	220901	ATE Ø 60 - Halter
1.6 HDi 115	84	08/12→07/15	←	☐			11.9601-9718.2	220902	ATE Ø 60 - Halter
1.6 HDi 90	68	05/11→07/15	←	☐			11.9601-9718.2	220902	ATE Ø 60 - Halter
1.6 THP 155	115	04/11→07/15	➡	☐; - eFSB			24.3387-1731.5	240880	TRW Ø 38 - Halter
1.6 THP 160	120	04/12→07/15	➡	☐; - eFSB			24.3387-1732.5	240881	TRW Ø 38 - Halter
1.6 VTi 120	88	04/11→07/15	➡	☐; - eFSB			24.3387-1732.5	240881	TRW Ø 38 - Halter
1.6 THP 165	121	01/12→07/15	←	☐; 04/12→			11.9601-9717.2	220901	ATE Ø 60 - Halter
			←	☐; 04/12→			11.9601-9718.2	220902	ATE Ø 60 - Halter
			➡	☐; 04/12→; - eFSB			24.3387-1731.5	240880	TRW Ø 38 - Halter
			➡	☐; 04/12→; - eFSB			24.3387-1732.5	240881	TRW Ø 38 - Halter
1.6 THP 200	147	04/11→07/15	←	☐			11.9601-9883.2	220917	ATE Ø 60 - Halter
			←	☐			11.9601-9884.2	220918	ATE Ø 60 - Halter
			➡	☐; - eFSB			24.3387-1731.5	240880	TRW Ø 38 - Halter
			➡	☐; - eFSB			24.3387-1732.5	240881	TRW Ø 38 - Halter
2.0 BlueHDi 180	133	07/14→07/15	←	☐; nicht für Felgenreöße [Zoll]: 19			11.9601-9717.2	220901	ATE Ø 60 - Halter
2.0 HDi / BlueHDi 135	100	09/11→07/15	←	☐; nicht für Felgenreöße [Zoll]: 19			11.9601-9718.2	220902	ATE Ø 60 - Halter
2.0 HDi 165	120	04/11→07/15	←	☐; passend für Felgenreöße [Zoll]: 19			11.9601-9883.2	220917	ATE Ø 60 - Halter
			←	☐; passend für Felgenreöße [Zoll]: 19			11.9601-9884.2	220918	ATE Ø 60 - Halter
			➡	☐; - eFSB			24.3387-1731.5	240880	TRW Ø 38 - Halter
			➡	☐; - eFSB			24.3387-1732.5	240881	TRW Ø 38 - Halter
<b>Feder, Bremssattel</b>									
1.2 THP 130	96	07/14→07/15	←			2	11.8116-0356.1	390586	ATE
1.6 BlueHDi 120	88	07/14→07/15	←						
1.6 HDi 110	82	04/11→07/15	←						
1.6 HDi 115	84	08/12→07/15	←						
1.6 HDi 90	68	05/11→07/15	←						
1.6 THP 155	115	04/11→07/15	←						
1.6 THP 160	120	04/12→07/15	←						
1.6 VTi 120	88	04/11→07/15	←						
2.0 BlueHDi 150	110	07/14→07/15	←						
1.6 BlueHDi 115	85	07/14→07/15	←	08/14→		2	11.8116-0356.1	390586	ATE
1.6 THP 165	121	01/12→07/15	←	04/12→		2	11.8116-0356.1	390586	ATE
2.0 BlueHDi 180	133	07/14→07/15	←	nicht für Felgenreöße [Zoll]: 19		2	11.8116-0356.1	390586	ATE
2.0 HDi / BlueHDi 135	100	09/11→07/15	←						
2.0 HDi 165	120	04/11→07/15	←						
<b>Führungshülzensatz, Bremssattel</b>									
1.2 THP 130	96	07/14→07/15	←				11.0101-5704.2	260095	ATE
1.6 BlueHDi 120	88	07/14→07/15	←						
1.6 HDi 110	82	04/11→07/15	←						
1.6 HDi 115	84	08/12→07/15	←						
1.6 HDi 90	68	05/11→07/15	←						









	kw			 	! #		
<b>CITROËN - DS4 04/11→07/15</b>							
<b>Führungshülzensatz, Bremsattel</b>							
1.6 THP 155	115	04/11→07/15	←			11.0101-5704.2 260095	ATE
1.6 THP 160	120	04/12→07/15					
1.6 VTi 120	88	04/11→07/15					
2.0 BlueHDi 150	110	07/14→07/15					
1.6 BlueHDi 115	85	07/14→07/15	←	08/14→		11.0101-5704.2 260095	ATE
1.6 THP 165	121	01/12→07/15	←	04/12→		11.0101-5704.2 260095	ATE
1.6 THP 200	147	04/11→07/15	←			11.0101-5407.2 260011	ATE
2.0 BlueHDi 180	133	07/14→07/15	←	passend für Felgenreöße [Zoll]: 19		11.0101-5407.2 260011	ATE
2.0 HDi / BlueHDi 135	100	09/11→07/15					
2.0 HDi 165	120	04/11→07/15	←	nicht für Felgenreöße [Zoll]: 19		11.0101-5704.2 260095	ATE
<b>Führungsbolzen, Bremsattel</b>							
1.2 THP 130	96	07/14→07/15				11.8171-0008.1 990049	ATE
1.6 BlueHDi 120	88	07/14→07/15					
1.6 HDi 110	82	04/11→07/15					
1.6 HDi 115	84	08/12→07/15					
1.6 HDi 90	68	05/11→07/15					
1.6 THP 155	115	04/11→07/15					
1.6 THP 160	120	04/12→07/15					
1.6 THP 200	147	04/11→07/15					
1.6 VTi 120	88	04/11→07/15					
2.0 BlueHDi 150	110	07/14→07/15					
1.6 BlueHDi 115	85	07/14→07/15		08/14→		11.8171-0008.1 990049	ATE
1.6 THP 165	121	01/12→07/15		04/12→		11.8171-0008.1 990049	ATE
2.0 BlueHDi 180	133	07/14→07/15		nicht für Felgenreöße [Zoll]: 19		11.8171-0008.1 990049	ATE
2.0 HDi / BlueHDi 135	100	09/11→07/15					
2.0 HDi 165	120	04/11→07/15		passend für Felgenreöße [Zoll]: 19		11.8171-0008.1 990049	ATE
<b>Dichtungssatz, Bremsattel</b>							
1.2 THP 130	96	07/14→07/15	←			11.0441-6008.2 250038	ATE für Kolben-Ø [mm]: 60
1.6 BlueHDi 120	88	07/14→07/15					
1.6 HDi 110	82	04/11→07/15					
1.6 HDi 115	84	08/12→07/15					
1.6 HDi 90	68	05/11→07/15					
1.6 THP 155	115	04/11→07/15					
1.6 THP 160	120	04/12→07/15					
1.6 THP 200	147	04/11→07/15					
1.6 VTi 120	88	04/11→07/15					
2.0 BlueHDi 150	110	07/14→07/15					
1.6 BlueHDi 115	85	07/14→07/15	←	08/14→		11.0441-6008.2 250038	ATE für Kolben-Ø [mm]: 60
1.6 THP 165	121	01/12→07/15	←	04/12→		11.0441-6008.2 250038	ATE für Kolben-Ø [mm]: 60
2.0 BlueHDi 180	133	07/14→07/15	←	passend für Felgenreöße [Zoll]: 19		11.0441-6008.2 250038	ATE für Kolben-Ø [mm]: 60
2.0 HDi / BlueHDi 135	100	09/11→07/15					
2.0 HDi 165	120	04/11→07/15	←	nicht für Felgenreöße [Zoll]: 19		11.0441-6008.2 250038	ATE für Kolben-Ø [mm]: 60
<b>Bremsschlauch</b>							
1.2 THP 130	96	07/14→07/15	←	nicht für Felgenreöße [Zoll]: 19	2	24.5111-0441.3 331507	L= 440
1.6 BlueHDi 120	88	07/14→07/15	←				
1.6 HDi 110	82	04/11→07/15	←	☐; passend für Felgenreöße [Zoll]: 19		24.5161-0450.3 331570	L= 450
1.6 HDi 115	84	08/12→07/15	←	☐; passend für Felgenreöße [Zoll]: 19		24.5161-0451.3 331571	L= 450
1.6 HDi 90	68	05/11→07/15					
1.6 THP 155	115	04/11→07/15	→		2	24.5246-0190.3 330697	L= 190
1.6 THP 160	120	04/12→07/15					
1.6 THP 200	147	04/11→07/15					
1.6 VTi 120	88	04/11→07/15					
2.0 BlueHDi 150	110	07/14→07/15					
2.0 BlueHDi 180	133	07/14→07/15					
2.0 HDi / BlueHDi 135	100	09/11→07/15					
2.0 HDi 165	120	04/11→07/15					
1.6 BlueHDi 115	85	07/14→07/15	←	08/14→; nicht für Felgenreöße [Zoll]: 19	2	24.5111-0441.3 331507	L= 440
			←	☐; 08/14→; passend für Felgenreöße [Zoll]: 19		24.5161-0450.3 331570	L= 450
			←	☐; 08/14→; passend für Felgenreöße [Zoll]: 19		24.5161-0451.3 331571	L= 450
			→	08/14→	2	24.5246-0190.3 330697	L= 190
1.6 THP 165	121	01/12→07/15	←	04/12→; nicht für Felgenreöße [Zoll]: 19	2	24.5111-0441.3 331507	L= 440
			←	☐; 04/12→; passend für Felgenreöße [Zoll]: 19		24.5161-0450.3 331570	L= 450
			←	☐; 04/12→; passend für Felgenreöße [Zoll]: 19		24.5161-0451.3 331571	L= 450
			→	04/12→	2	24.5246-0190.3 330697	L= 190











	kw			 	! #		
<b>CITROËN - DS5 11/11→07/15</b>							
<b>Bremssattel</b>							
1.6 BlueHDi 120 1.6 HDi	88 85	07/14→07/15 11/13→07/15	←	☐; Nabendurchmesser [mm]: 82		11.9601-9717.2 220901	ATE Ø 60 - Halter
			←	☐; Nabendurchmesser [mm]: 82		11.9601-9718.2 220902	ATE Ø 60 - Halter
1.6 HDi 110	82	11/11→07/15	←	☐; Orga 13343→; Nabendurchmesser [mm]: 82		11.9601-9717.2 220901	ATE Ø 60 - Halter
			←	☐; →Orga 13342; Nabendurchmesser [mm]: 82		11.9601-9717.2 220901	ATE Ø 60 - Halter
			←	☐; →Orga 13342; Nabendurchmesser [mm]: 82		11.9601-9718.2 220902	ATE Ø 60 - Halter
			←	☐; Orga 13343→; Nabendurchmesser [mm]: 82		11.9601-9718.2 220902	ATE Ø 60 - Halter
			←	☐; Nabendurchmesser [mm]: 83		11.9601-9883.2 220917	ATE Ø 60 - Halter
			←	☐; Nabendurchmesser [mm]: 83		11.9601-9884.2 220918	ATE Ø 60 - Halter
1.6 HDi 115	84	06/12→07/15	←	☐; Orga 13343→; Nabendurchmesser [mm]: 82		11.9601-9717.2 220901	ATE Ø 60 - Halter
			←	☐; 08/12→; →Orga 13342; Nabendurchmesser [mm]: 82		11.9601-9717.2 220901	ATE Ø 60 - Halter
			←	☐; 08/12→; →Orga 13342; Nabendurchmesser [mm]: 82		11.9601-9718.2 220902	ATE Ø 60 - Halter
			←	☐; Orga 13343→; Nabendurchmesser [mm]: 82		11.9601-9718.2 220902	ATE Ø 60 - Halter
			←	☐; 08/12→; Nabendurchmesser [mm]: 83		11.9601-9883.2 220917	ATE Ø 60 - Halter
			←	☐; 08/12→; Nabendurchmesser [mm]: 83		11.9601-9884.2 220918	ATE Ø 60 - Halter
1.6 THP 150	110	11/11→07/15	←	☐; Nabendurchmesser [mm]: 82		11.9601-9717.2 220901	ATE Ø 60 - Halter
1.6 THP 155	115	11/11→07/15	←	☐; Nabendurchmesser [mm]: 82		11.9601-9718.2 220902	ATE Ø 60 - Halter
1.6 THP 165	121	01/12→07/15	←	☐; Nabendurchmesser [mm]: 82		11.9601-9718.2 220902	ATE Ø 60 - Halter
1.6 THP 165 Hybrid	121	06/12→07/15	←	☐; Nabendurchmesser [mm]: 83		11.9601-9883.2 220917	ATE Ø 60 - Halter
1.6 THP 200	147	11/11→07/15	←	☐; Nabendurchmesser [mm]: 83		11.9601-9883.2 220917	ATE Ø 60 - Halter
2.0 BlueHDi 150	110	07/14→07/15	←	☐; Nabendurchmesser [mm]: 83		11.9601-9884.2 220918	ATE Ø 60 - Halter
2.0 BlueHDi 180	133	08/13→07/15					
2.0 HDi 135	100	11/11→07/15					
2.0 HDi 150 Hybrid	110	11/11→07/15					
2.0 HDi 165	120	11/11→07/15					
2.0 HDi 165 Hybrid4 4x4	120	12/11→07/15					
2.0 HDi 200 Hybrid4	147	12/11→07/15					
<b>Feder, Bremssattel</b>							
1.6 BlueHDi 120	88	07/14→07/15			2	11.8116-0356.1 390586	ATE
1.6 HDi	85	11/13→07/15					
1.6 THP 150	110	11/11→07/15					
1.6 THP 155	115	11/11→07/15					
1.6 THP 165	121	01/12→07/15					
1.6 THP 165 Hybrid	121	06/12→07/15					
1.6 THP 200	147	11/11→07/15					
2.0 BlueHDi 150	110	07/14→07/15					
2.0 BlueHDi 180	133	08/13→07/15					
2.0 HDi 135	100	11/11→07/15					
2.0 HDi 150 Hybrid	110	11/11→07/15					
2.0 HDi 165	120	11/11→07/15					
2.0 HDi 165 Hybrid4 4x4	120	12/11→07/15					
2.0 HDi 200 Hybrid4	147	12/11→07/15					
1.6 HDi 110	82	11/11→07/15		Orga 13343→	2	11.8116-0356.1 390586	ATE
				→Orga 13342	2	11.8116-0356.1 390586	ATE
1.6 HDi 115	84	06/12→07/15		Orga 13343→	2	11.8116-0356.1 390586	ATE
				08/12→; →Orga 13342	2	11.8116-0356.1 390586	ATE
<b>Führungshülzensatz, Bremssattel</b>							
1.6 BlueHDi 120	88	07/14→07/15	←			11.0101-5704.2 260095	ATE
1.6 HDi	85	11/13→07/15					
1.6 HDi 110	82	11/11→07/15	←			11.0101-5407.2 260011	ATE
			←	Orga 13343→		11.0101-5704.2 260095	ATE
			←	→Orga 13342		11.0101-5704.2 260095	ATE
1.6 HDi 115	84	06/12→07/15	←	08/12→		11.0101-5407.2 260011	ATE
			←	Orga 13343→		11.0101-5704.2 260095	ATE
			←	08/12→; →Orga 13342		11.0101-5704.2 260095	ATE
1.6 THP 150	110	11/11→07/15	←			11.0101-5407.2 260011	ATE
1.6 THP 155	115	11/11→07/15				11.0101-5704.2 260095	ATE
1.6 THP 165	121	01/12→07/15					
1.6 THP 165 Hybrid	121	06/12→07/15					
1.6 THP 200	147	11/11→07/15					
2.0 BlueHDi 150	110	07/14→07/15					
↓							









	kW			 	! #		
<b>CITROËN - DS5 11/11→07/15</b>							
<b>Führungshülsensatz, Bremsattel</b>							
2.0 BlueHDi 180	133	08/13→07/15	←			11.0101-5407.2 260011	ATE
2.0 HDi 135	100	11/11→07/15				11.0101-5704.2 260095	ATE
2.0 HDi 150 Hybrid	110	11/11→07/15					
2.0 HDi 165	120	11/11→07/15					
2.0 HDi 165 Hybrid4 4x4	120	12/11→07/15					
2.0 HDi 200 Hybrid4	147	12/11→07/15					
<b>Führungsbolzen, Bremsattel</b>							
1.6 BlueHDi 120	88	07/14→07/15				11.8171-0008.1 990049	ATE
1.6 HDi	85	11/13→07/15					
1.6 THP 150	110	11/11→07/15					
1.6 THP 155	115	11/11→07/15					
1.6 THP 165	121	01/12→07/15					
1.6 THP 165 Hybrid	121	06/12→07/15					
1.6 THP 200	147	11/11→07/15					
2.0 BlueHDi 150	110	07/14→07/15					
2.0 BlueHDi 180	133	08/13→07/15					
2.0 HDi 135	100	11/11→07/15					
2.0 HDi 150 Hybrid	110	11/11→07/15					
2.0 HDi 165	120	11/11→07/15					
2.0 HDi 165 Hybrid4 4x4	120	12/11→07/15					
2.0 HDi 200 Hybrid4	147	12/11→07/15					
1.6 HDi 110	82	11/11→07/15		Orga 13343→		11.8171-0008.1 990049	ATE
				→Orga 13342		11.8171-0008.1 990049	ATE
						11.8171-0008.1 990049	ATE
1.6 HDi 115	84	06/12→07/15		Orga 13343→		11.8171-0008.1 990049	ATE
				08/12→		11.8171-0008.1 990049	ATE
				08/12→; →Orga 13342		11.8171-0008.1 990049	ATE
<b>Dichtungssatz, Bremsattel</b>							
1.6 BlueHDi 120	88	07/14→07/15				11.0441-6008.2 250038	ATE für Kolben-Ø [mm]: 60
1.6 HDi	85	11/13→07/15					
1.6 HDi 110	82	11/11→07/15		Orga 13343→		11.0441-6008.2 250038	ATE für Kolben-Ø [mm]: 60
				← →Orga 13342		11.0441-6008.2 250038	ATE für Kolben-Ø [mm]: 60
1.6 HDi 115	84	06/12→07/15		Orga 13343→		11.0441-6008.2 250038	ATE für Kolben-Ø [mm]: 60
				08/12→		11.0441-6008.2 250038	ATE für Kolben-Ø [mm]: 60
				← 08/12→; →Orga 13342		11.0441-6008.2 250038	ATE für Kolben-Ø [mm]: 60
1.6 THP 150	110	11/11→07/15				11.0441-6008.2 250038	ATE für Kolben-Ø [mm]: 60
1.6 THP 155	115	11/11→07/15					
1.6 THP 165	121	01/12→07/15	←			11.0441-6008.2 250038	ATE für Kolben-Ø [mm]: 60
1.6 THP 165 Hybrid	121	06/12→07/15					
1.6 THP 200	147	11/11→07/15					
2.0 BlueHDi 150	110	07/14→07/15					
2.0 BlueHDi 180	133	08/13→07/15					
2.0 HDi 135	100	11/11→07/15					
2.0 HDi 150 Hybrid	110	11/11→07/15					
2.0 HDi 165	120	11/11→07/15					
2.0 HDi 165 Hybrid4 4x4	120	12/11→07/15					
2.0 HDi 200 Hybrid4	147	12/11→07/15					
<b>Bremsschlauch</b>							
1.6 BlueHDi 120	88	07/14→07/15			2	24.5246-0216.3 331022	L= 216,6
1.6 HDi	85	11/13→07/15					
1.6 HDi 110	82	11/11→07/15					
1.6 THP 150	110	11/11→07/15					
1.6 THP 155	115	11/11→07/15					
1.6 THP 165	121	01/12→07/15					
1.6 THP 165 Hybrid	121	06/12→07/15					
1.6 THP 200	147	11/11→07/15					
2.0 BlueHDi 150	110	07/14→07/15					
2.0 BlueHDi 180	133	08/13→07/15					
2.0 HDi 135	100	11/11→07/15					
2.0 HDi 150 Hybrid	110	11/11→07/15					
2.0 HDi 165	120	11/11→07/15					
1.6 HDi 115	84	06/12→07/15		08/12→	2	24.5246-0216.3 331022	L= 216,6
<b>CITROËN - EVASION Großraumlimousine (22, U6) 03/94→07/02</b>							
<b>Bremssattel</b>							
1.8	73	05/97→07/02	←	☐		24.3571-1711.5 240159	BDX Ø 57 - Halter
			←	☐		24.3571-1712.5 240160	BDX Ø 57 - Halter
			→	☐; + ABS		24.3361-9975.5 240541	ATE Ø 36 - Halter
			→	☐; + ABS		24.3361-9976.5 240542	ATE Ø 36 - Halter
↓							












	kw			 	! #			
<b>CITROËN - EVASION Großraumlimousine (22, U6) 03/94→07/02</b>								
<b>Bremssattel</b>								
1.8	76	02/96→12/96	←	☐; V		24.3571-1711.5	240159	BDX Ø 57 - Halter
			←	☐; V		24.3571-1712.5	240160	BDX Ø 57 - Halter
			→	☐; + ABS		24.3361-9975.5	240541	ATE Ø 36 - Halter
			→	☐; + ABS		24.3361-9976.5	240542	ATE Ø 36 - Halter
1.9 TD	66	11/94→07/02	←	☐; 02/95→		24.3571-1709.5	240153	TRW Ø 57 - Halter
			←	☐; 02/95→		24.3571-1710.5	240154	TRW Ø 57 - Halter
			→	☐; 02/95→; + ABS		24.3361-9975.5	240541	ATE Ø 36 - Halter
			→	☐; 02/95→; + ABS		24.3361-9976.5	240542	ATE Ø 36 - Halter
1.9 TD 2.0 2.0 16V 2.0 HDI 2.0 HDI 16V 2.1 TD	68 89 100 80 80 80	10/95→12/98 06/94→07/02 05/00→07/02 08/99→07/02 09/99→07/02 05/96→07/02	←	☐		24.3571-1709.5	240153	TRW Ø 57 - Halter
			←	☐		24.3571-1710.5	240154	TRW Ø 57 - Halter
			→	☐; + ABS		24.3361-9975.5	240541	ATE Ø 36 - Halter
			→	☐; + ABS		24.3361-9976.5	240542	ATE Ø 36 - Halter
			→	☐; + ABS		24.3361-9976.5	240542	ATE Ø 36 - Halter
2.0 16V	97	05/98→04/00	←	☐; 12/98→		24.3571-1709.5	240153	TRW Ø 57 - Halter
			←	☐; 12/98→		24.3571-1710.5	240154	TRW Ø 57 - Halter
			→	☐; 12/98→; + ABS		24.3361-9975.5	240541	ATE Ø 36 - Halter
			→	☐; 12/98→; + ABS		24.3361-9976.5	240542	ATE Ø 36 - Halter
2.0 Turbo C.T.	108	06/94→07/02	←	☐		24.3571-1709.5	240153	TRW Ø 57 - Halter
			←	☐		24.3571-1710.5	240154	TRW Ø 57 - Halter
			→	☐		24.3361-9975.5	240541	ATE Ø 36 - Halter
			→	☐		24.3361-9976.5	240542	ATE Ø 36 - Halter
<b>Feder, Bremssattel</b>								
1.8	73	05/97→07/02	→	+ ABS	2	11.8116-0073.1	390498	ATE
1.8	76	02/96→12/96						
1.9 TD	68	10/95→12/98						
2.0	89	06/94→07/02						
2.0 16V	100	05/00→07/02						
2.0 HDI	80	08/99→07/02						
2.0 HDI 16V	80	09/99→07/02						
2.1 TD	80	05/96→07/02						
1.9 TD	66	11/94→07/02	→	02/95→; + ABS	2	11.8116-0073.1	390498	ATE
2.0 16V	97	05/98→04/00	→	12/98→; + ABS	2	11.8116-0073.1	390498	ATE
2.0 Turbo C.T.	108	06/94→07/02	→		2	11.8116-0073.1	390498	ATE
<b>Führungshülzensatz, Bremssattel</b>								
1.8	73	05/97→07/02	→	+ ABS		11.0101-5407.2	260011	ATE
1.8	76	02/96→12/96						
1.9 TD	68	10/95→12/98						
2.0	89	06/94→07/02						
2.0 16V	100	05/00→07/02						
2.0 HDI	80	08/99→07/02						
2.0 HDI 16V	80	09/99→07/02						
2.1 TD	80	05/96→07/02						
1.9 TD	66	11/94→07/02	→	02/95→; + ABS		11.0101-5407.2	260011	ATE
2.0 16V	97	05/98→04/00	→	12/98→; + ABS		11.0101-5407.2	260011	ATE
2.0 Turbo C.T.	108	06/94→07/02	→			11.0101-5407.2	260011	ATE
<b>Führungsbolzen, Bremssattel</b>								
1.8	73	05/97→07/02		+ ABS		11.8171-0008.1	990049	ATE
1.8	76	02/96→12/96						
1.9 TD	68	10/95→12/98						
2.0	89	06/94→07/02						
2.0 16V	100	05/00→07/02						
2.0 HDI	80	08/99→07/02						
2.0 HDI 16V	80	09/99→07/02						
2.1 TD	80	05/96→07/02						
1.9 TD	66	11/94→07/02		02/95→; + ABS		11.8171-0008.1	990049	ATE
2.0 16V	97	05/98→04/00		12/98→; + ABS		11.8171-0008.1	990049	ATE
2.0 Turbo C.T.	108	06/94→07/02				11.8171-0008.1	990049	ATE
<b>Dichtungssatz, Bremssattel</b>								
1.8	73	05/97→07/02	→	+ ABS		11.0441-3602.2	250008	ATE
1.8	76	02/96→12/96						
1.9 TD	68	10/95→12/98						
2.0	89	06/94→07/02						
2.0 16V	100	05/00→07/02						
↓								








	kw					! #		
<b>CITROËN - EVASION Großraumlimousine (22, U6) 03/94→07/02</b>								
<b>Dichtungssatz, Bremsattel</b>								
2.0 HDI	80	08/99→07/02	➔	+ ABS		11.0441-3602.2	250008	ATE
2.0 HDI 16V	80	09/99→07/02						
2.1 TD	80	05/96→07/02						
1.9 TD	66	11/94→07/02	➔	02/95→; + ABS		11.0441-3602.2	250008	ATE
2.0 16V	97	05/98→04/00	➔	12/98→; + ABS		11.0441-3602.2	250008	ATE
2.0 Turbo C.T.	108	06/94→07/02	➔			11.0441-3602.2	250008	ATE
<b> Bremsschlauch</b>								
1.8	73	05/97→07/02	➔		2	24.5118-0471.3	330528	L= 473
1.8	76	02/96→12/96						
1.9 TD	68	10/95→12/98	➔	☐; für Fahrzeuge mit Scheibenbremse an der Hinterachse	2	24.5111-0301.3	330499	L= 300
2.0	89	06/94→07/02						
2.0 HDI	80	08/99→07/02						
2.0 HDI 16V	80	09/99→07/02	➔	☐; für Fahrzeuge mit Scheibenbremse an der Hinterachse	2	24.5229-0251.3	330535	L= 250
			➔	☐; für Fahrzeuge mit Trommelbremse an der Hinterachse	2	24.5229-0251.3	330535	L= 250
1.9 TD	66	11/94→07/02	➔	02/95→	2	24.5118-0471.3	330528	L= 473
			➔	☐; 02/95→; für Fahrzeuge mit Scheibenbremse an der Hinterachse	2	24.5111-0301.3	330499	L= 300
			➔	02/95→; für Fahrzeuge mit Trommelbremse an der Hinterachse	2	24.5229-0251.3	330535	L= 250
			➔	☐; 02/95→; für Fahrzeuge mit Scheibenbremse an der Hinterachse	2	24.5229-0251.3	330535	L= 250
2.0 16V	97	05/98→04/00	➔	12/98→	2	24.5118-0471.3	330528	L= 473
			➔	☐; 12/98→; für Fahrzeuge mit Scheibenbremse an der Hinterachse	2	24.5111-0301.3	330499	L= 300
			➔	☐; 12/98→; für Fahrzeuge mit Scheibenbremse an der Hinterachse	2	24.5229-0251.3	330535	L= 250
2.0 16V	100	05/00→07/02	➔		2	24.5118-0471.3	330528	L= 473
2.0 Turbo C.T.	108	06/94→07/02						
2.1 TD	80	05/96→07/02	➔	☐; für Fahrzeuge mit Scheibenbremse an der Hinterachse	2	24.5111-0301.3	330499	L= 300
			➔	☐; für Fahrzeuge mit Scheibenbremse an der Hinterachse	2	24.5229-0251.3	330535	L= 250
<b>CITROËN - GRAND C4 SPACETOURER 04/18→</b>								
<b>Feder, Bremsattel</b>								
1.2 PureTech 130	96	04/18→	➔	für Bremsscheibendurchmesser [mm]: 283	2	11.8116-0237.1	390509	ATE
1.5 BlueHDi 130	96	05/18→						
1.6 BlueHDi 100	73	04/18→	➔	für Bremsscheibendurchmesser [mm]: 304	2	11.8116-0326.1	390471	ATE
1.6 BlueHDi 120	88	04/18→						
1.6 THP 165	121	04/18→						
2.0 BlueHDi 150	110	04/18→						
2.0 BlueHDi 160	120	04/18→						
<b>Führungshülzensatz, Bremsattel</b>								
1.2 PureTech 130	96	04/18→	➔	für Bremsscheibendurchmesser [mm]: 283 / 304		11.0101-5407.2	260011	ATE
1.5 BlueHDi 130	96	05/18→						
1.6 BlueHDi 100	73	04/18→						
1.6 BlueHDi 120	88	04/18→						
1.6 THP 165	121	04/18→						
2.0 BlueHDi 150	110	04/18→						
2.0 BlueHDi 160	120	04/18→						
<b>Führungsbolzen, Bremsattel</b>								
1.2 PureTech 130	96	04/18→	➔	für Bremsscheibendurchmesser [mm]: 283 / 304		11.8171-0008.1	990049	ATE
1.5 BlueHDi 130	96	05/18→						
1.6 BlueHDi 100	73	04/18→						
1.6 BlueHDi 120	88	04/18→						
1.6 THP 165	121	04/18→						
2.0 BlueHDi 150	110	04/18→						
2.0 BlueHDi 160	120	04/18→						
<b>Dichtungssatz, Bremsattel</b>								
1.2 PureTech 130	96	04/18→	➔	für Bremsscheibendurchmesser [mm]: 283 / 304		11.0441-6008.2	250038	ATE für Kolben-Ø [mm]: 60
1.5 BlueHDi 130	96	05/18→						
1.6 BlueHDi 100	73	04/18→						
↓								

	kw			 	! #		
<b>CITROËN - GRAND C4 SPACETOURER 04/18→</b>							
<b>Dichtungssatz, Bremsattel</b>							
1.6 BlueHDi 120 1.6 THP 165 2.0 BlueHDi 150 2.0 BlueHDi 160	88 121 110 120	04/18→ 04/18→ 04/18→ 04/18→	←	für Bremsscheibendurchmesser [mm]: 283 / 304		11.0441-6008.2 250038	ATE für Kolben-Ø [mm]: 60
<b>CITROËN - JUMPER Bus 04/06→</b>							
 <b>Bremsattel</b>							
2.0 BlueHDi 110 2.0 BlueHDi 130 2.0 BlueHDi 160	81 96 120	07/15→ 07/15→ 07/15→	←	☐; Nutzlast leicht 16Q; Nutzlast [kg]: 1.600; nicht für erhöhte Nutzlast		24.3521-1711.5 240755	BRE Ø1 52 Ø2 46 - Halter
2.2 HDi 100	74	04/06→	←	☐; → 02/11; Nutzlast leicht 16Q; Nutzlast [kg]: 1.600; nicht für erhöhte Nutzlast		24.3521-1711.5 240755	BRE Ø1 52 Ø2 46 - Halter
			←	☐; 03/11→; Nutzlast leicht 16Q; Nutzlast [kg]: 1.600; nicht für erhöhte Nutzlast		24.3521-1711.5 240755	BRE Ø1 52 Ø2 46 - Halter
			←	☐; → 02/11; Nutzlast leicht 16Q; Nutzlast [kg]: 1.600; nicht für erhöhte Nutzlast		24.3521-1712.5 240756	BRE Ø1 52 Ø2 46 - Halter
			←	☐; Nutzlast schwer 16Q; Nutzlast [kg]: 1.600; für erhöhte Nutzlast		24.3521-1713.5 240762	Ø1 52 Ø2 46 - Halter
			←	☐; Nutzlast schwer 16Q; Nutzlast [kg]: 1.600; für erhöhte Nutzlast		24.3521-1714.5 240763	Ø1 52 Ø2 46 - Halter
			→	☐		24.3481-1811.5 240758	BOS Ø 48 - Halter
			→	☐		24.3481-1812.5 240759	BOS Ø 48 - Halter
2.2 HDi 110 2.2 HDi 130 2.2 HDi 150 3.0 HDi 180	81 96 110 130	07/11→ 07/11→ 07/11→ 07/11→	←	☐; Nutzlast leicht 16Q; Nutzlast [kg]: 1.600; nicht für erhöhte Nutzlast		24.3521-1711.5 240755	BRE Ø1 52 Ø2 46 - Halter
			←	☐; Nutzlast schwer 16Q; Nutzlast [kg]: 1.600; für erhöhte Nutzlast		24.3521-1713.5 240762	Ø1 52 Ø2 46 - Halter
			←	☐; Nutzlast schwer 16Q; Nutzlast [kg]: 1.600; für erhöhte Nutzlast		24.3521-1714.5 240763	Ø1 52 Ø2 46 - Halter
			→	☐		24.3481-1811.5 240758	BOS Ø 48 - Halter
			→	☐		24.3481-1812.5 240759	BOS Ø 48 - Halter
2.2 HDi 120 3.0 HDi 155 3.0 HDi 160	88 115 116	04/06→ 07/10→ 09/06→	←	☐; 03/11→; Nutzlast leicht 16Q; Nutzlast [kg]: 1.600; nicht für erhöhte Nutzlast		24.3521-1711.5 240755	BRE Ø1 52 Ø2 46 - Halter
			←	☐; → 02/11; Nutzlast leicht 16Q; Nutzlast [kg]: 1.600; nicht für erhöhte Nutzlast		24.3521-1711.5 240755	BRE Ø1 52 Ø2 46 - Halter
			←	☐; → 02/11; Nutzlast leicht 16Q; Nutzlast [kg]: 1.600; nicht für erhöhte Nutzlast		24.3521-1712.5 240756	BRE Ø1 52 Ø2 46 - Halter
			←	☐; Nutzlast schwer 16Q; Nutzlast [kg]: 1.600; für erhöhte Nutzlast		24.3521-1713.5 240762	Ø1 52 Ø2 46 - Halter
			←	☐; Nutzlast schwer 16Q; Nutzlast [kg]: 1.600; für erhöhte Nutzlast		24.3521-1714.5 240763	Ø1 52 Ø2 46 - Halter
			→	☐; Nutzlast ab [kg] 1.200 Nutzlast bis [kg] 2.000; light/heavy		24.3481-1811.5 240758	BOS Ø 48 - Halter
			→	☐; Nutzlast ab [kg] 1.200 Nutzlast bis [kg] 2.000; light/heavy		24.3481-1812.5 240759	BOS Ø 48 - Halter
 <b>Bremsschlauch</b>							
2.0 BlueHDi 110 2.0 BlueHDi 130 2.0 BlueHDi 160 2.2 HDi 100 2.2 HDi 110 2.2 HDi 120 2.2 HDi 130 2.2 HDi 150 3.0 HDi 155 3.0 HDi 160 3.0 HDi 180	81 96 120 74 81 88 96 110 115 116 130	07/15→ 07/15→ 07/15→ 04/06→ 07/11→ 04/06→ 07/11→ 07/11→ 07/10→ 09/06→ 07/11→	←		2	24.5112-0492.3 331217	L= 492
			→	kurzer Radstand	2	24.5112-0417.3 331298	L= 417
			→	langer Radstand	2	83.7101-9489.3 330906	L= 488,5
<b>CITROËN - JUMPER Bus (230P) 02/94→04/02</b>							
 <b>Bremsattel</b>							
1.9 D	51	01/99→04/02	←	☐; → 10/01; - ABS; Nutzlast [kg]: 1.000		24.3481-1719.5 240155	TRW Ø1 40 Ø2 48 - Halter
↓			←	☐; → 10/01; - ABS; Nutzlast [kg]: 1.000		24.3481-1720.5 240156	TRW Ø1 40 Ø2 48 - Halter
			←	☐; 11/01→ 03/02; + ABS; Nutzlast [kg]: 1.000		24.3481-1795.5 240768	Ø1 48 Ø2 44 - Halter










	kw			 	! #		
<b>CITROËN - JUMPER Bus (230P) 02/94→04/02</b>							
 <b>Bremssattel</b>							
1.9 D	51	01/99→04/02	←	☐; 11/01→ 03/02; + ABS; Nutzlast [kg]: 1.000	24.3481-1796.5	240769	Ø1 48 Ø2 44 - Halter
			→	☐; 11/01→ 03/02; Nutzlast [kg]: 1.000	24.3461-1701.5	240449	Ø 46 - Halter
			→	☐; 11/01→ 03/02; Nutzlast [kg]: 1.000	24.3461-1702.5	240450	Ø 46 - Halter
1.9 TD 1.9 TD 1.9 TD 4x4	66	08/94→04/02	←	☐; → 10/01; - ABS; Nutzlast ab [kg] 1.000 Nutzlast bis [kg] 1.400	24.3481-1719.5	240155	TRW Ø1 40 Ø2 48 - Halter
	68	02/94→04/02	←	☐; → 10/01; - ABS; Nutzlast ab [kg] 1.000 Nutzlast bis [kg] 1.400	24.3481-1720.5	240156	TRW Ø1 40 Ø2 48 - Halter
	68	08/96→04/02	←	☐; 11/01→ 03/02; + ABS; Nutzlast ab [kg] 1.000 Nutzlast bis [kg] 1.400	24.3481-1795.5	240768	Ø1 48 Ø2 44 - Halter
			←	☐; 11/01→ 03/02; + ABS; Nutzlast ab [kg] 1.000 Nutzlast bis [kg] 1.400	24.3481-1796.5	240769	Ø1 48 Ø2 44 - Halter
			→	☐; 11/01→ 03/02; Nutzlast ab [kg] 1.000 Nutzlast bis [kg] 1.400	24.3461-1701.5	240449	Ø 46 - Halter
			→	☐; 11/01→ 03/02; Nutzlast ab [kg] 1.000 Nutzlast bis [kg] 1.400	24.3461-1702.5	240450	Ø 46 - Halter
			←	☐; → 10/01; - ABS; Nutzlast ab [kg] 1.000 Nutzlast bis [kg] 1.400	24.3481-1719.5	240155	TRW Ø1 40 Ø2 48 - Halter
2.0	80	02/94→04/02	←	☐; → 10/01; - ABS; Nutzlast ab [kg] 1.000 Nutzlast bis [kg] 1.400	24.3481-1719.5	240155	TRW Ø1 40 Ø2 48 - Halter
			←	☐; → 10/01; - ABS; Nutzlast ab [kg] 1.000 Nutzlast bis [kg] 1.400	24.3481-1720.5	240156	TRW Ø1 40 Ø2 48 - Halter
			←	☐; 11/01→ 03/02; + ABS; Nutzlast ab [kg] 1.000 Nutzlast bis [kg] 1.400	24.3481-1795.5	240768	Ø1 48 Ø2 44 - Halter
			←	☐; 11/01→ 03/02; + ABS; Nutzlast ab [kg] 1.000 Nutzlast bis [kg] 1.400	24.3481-1796.5	240769	Ø1 48 Ø2 44 - Halter
			←	☐; 11/01→ 03/02; + ABS; Nutzlast [kg]: 1.800	24.3521-1715.5	240770	Ø1 52 Ø2 46 - Halter
			←	☐; 11/01→ 03/02; + ABS; Nutzlast [kg]: 1.800	24.3521-1716.5	240771	Ø1 52 Ø2 46 - Halter
			→	☐; 11/01→ 03/02; Nutzlast ab [kg] 1.000 Nutzlast bis [kg] 1.800	24.3461-1701.5	240449	Ø 46 - Halter
			→	☐; 11/01→ 03/02; Nutzlast ab [kg] 1.000 Nutzlast bis [kg] 1.800	24.3461-1702.5	240450	Ø 46 - Halter
2.0 4x4	80	08/96→04/02	←	☐; → 10/01; - ABS; Nutzlast ab [kg] 1.000 Nutzlast bis [kg] 1.400	24.3481-1719.5	240155	TRW Ø1 40 Ø2 48 - Halter
			←	☐; → 10/01; - ABS; Nutzlast ab [kg] 1.000 Nutzlast bis [kg] 1.400	24.3481-1720.5	240156	TRW Ø1 40 Ø2 48 - Halter
			←	☐; 11/01→ 03/02; + ABS; Nutzlast ab [kg] 1.000 Nutzlast bis [kg] 1.400	24.3481-1795.5	240768	Ø1 48 Ø2 44 - Halter
			←	☐; 11/01→ 03/02; + ABS; Nutzlast ab [kg] 1.000 Nutzlast bis [kg] 1.400	24.3481-1796.5	240769	Ø1 48 Ø2 44 - Halter
			→	☐; 11/01→ 03/02; Nutzlast ab [kg] 1.000 Nutzlast bis [kg] 1.800	24.3461-1701.5	240449	Ø 46 - Halter
			→	☐; 11/01→ 03/02; Nutzlast ab [kg] 1.000 Nutzlast bis [kg] 1.800	24.3461-1702.5	240450	Ø 46 - Halter
2.5 D	63	08/94→04/02	←	☐; → 10/01; - ABS; Nutzlast [kg]: 1.400	24.3481-1719.5	240155	TRW Ø1 40 Ø2 48 - Halter
			←	☐; → 10/01; - ABS; Nutzlast [kg]: 1.400	24.3481-1720.5	240156	TRW Ø1 40 Ø2 48 - Halter
			←	☐; 11/01→ 03/02; + ABS; Nutzlast [kg]: 1.400	24.3481-1795.5	240768	Ø1 48 Ø2 44 - Halter
			←	☐; 11/01→ 03/02; + ABS; Nutzlast [kg]: 1.400	24.3481-1796.5	240769	Ø1 48 Ø2 44 - Halter
			←	☐; 11/01→ 03/02; + ABS; Nutzlast [kg]: 1.800	24.3521-1715.5	240770	Ø1 52 Ø2 46 - Halter
			←	☐; 11/01→ 03/02; + ABS; Nutzlast [kg]: 1.800	24.3521-1716.5	240771	Ø1 52 Ø2 46 - Halter
			→	☐; 11/01→ 03/02; Nutzlast ab [kg] 1.400 Nutzlast bis [kg] 1.800	24.3461-1701.5	240449	Ø 46 - Halter
			→	☐; 11/01→ 03/02; Nutzlast ab [kg] 1.400 Nutzlast bis [kg] 1.800	24.3461-1702.5	240450	Ø 46 - Halter
2.5 D 4x4 2.5 TD 4x4 2.8 HDi 4x4	63	08/96→04/02	→	☐; 11/01→ 03/02; Nutzlast ab [kg] 1.400 Nutzlast bis [kg] 1.800	24.3461-1701.5	240449	Ø 46 - Halter
	76 94	08/96→04/02 09/00→04/02	→	☐; 11/01→ 03/02; Nutzlast ab [kg] 1.400 Nutzlast bis [kg] 1.800	24.3461-1702.5	240450	Ø 46 - Halter
2.5 TD 2.8 HDi	76 94	08/94→04/02 09/00→04/02	←	☐; → 10/01; - ABS; Nutzlast [kg]: 1.400	24.3481-1711.5	240129	TRW Ø1 40 Ø2 48 - Halter
			←	☐; → 10/01; - ABS; Nutzlast [kg]: 1.400	24.3481-1712.5	240130	TRW Ø1 40 Ø2 48 - Halter
			←	☐; 11/01→ 03/02; + ABS; Nutzlast [kg]: 1.400	24.3481-1795.5	240768	Ø1 48 Ø2 44 - Halter
			←	☐; 11/01→ 03/02; + ABS; Nutzlast [kg]: 1.400	24.3481-1796.5	240769	Ø1 48 Ø2 44 - Halter
			←	☐; 11/01→ 03/02; + ABS; Nutzlast [kg]: 1.800	24.3521-1715.5	240770	Ø1 52 Ø2 46 - Halter











	kw			 	! #			
<b>CITROËN - JUMPER Bus (230P) 02/94→04/02</b>								
 <b>Bremssattel</b>								
2.5 TD 2.8 HDi	76 94	08/94→04/02 09/00→04/02	←	☐; 11/01→ 03/02; + ABS; Nutzlast [kg]: 1.800	24.3521-1716.5	240771	Ø1 52 Ø2 46 - Halter	
			→	☐; 11/01→ 03/02; Nutzlast ab [kg] 1.400 Nutzlast bis [kg] 1.800	24.3461-1701.5	240449	Ø 46 - Halter	
			→	☐; 11/01→ 03/02; Nutzlast ab [kg] 1.400 Nutzlast bis [kg] 1.800	24.3461-1702.5	240450	Ø 46 - Halter	
2.5 TDi	79	12/96→11/00	←	☐; - ABS; Nutzlast [kg]: 1.400	24.3481-1711.5	240129	TRW Ø1 40 Ø2 48 - Halter	
			←	☐; - ABS; Nutzlast [kg]: 1.400	24.3481-1712.5	240130	TRW Ø1 40 Ø2 48 - Halter	
2.8 D	64	01/99→02/02	←	☐; → S 16206253; Nutzlast [kg]: 1.400; - ABS	24.3481-1711.5	240129	TRW Ø1 40 Ø2 48 - Halter	
					24.3481-1719.5	240155	TRW Ø1 40 Ø2 48 - Halter	
			←	☐; → S 16206253; Nutzlast [kg]: 1.400; - ABS	24.3481-1712.5	240130	TRW Ø1 40 Ø2 48 - Halter	
					24.3481-1720.5	240156	TRW Ø1 40 Ø2 48 - Halter	
			←	☐; S 16204256→; Nutzlast [kg]: 1.400; + ABS	24.3481-1795.5	240768	Ø1 48 Ø2 44 - Halter	
			←	☐; S 16204256→; Nutzlast [kg]: 1.400; + ABS	24.3481-1796.5	240769	Ø1 48 Ø2 44 - Halter	
			←	☐; S 16194400→; Nutzlast [kg]: 1.800; + ABS	24.3521-1715.5	240770	Ø1 52 Ø2 46 - Halter	
			←	☐; S 16194400→; Nutzlast [kg]: 1.800; + ABS	24.3521-1716.5	240771	Ø1 52 Ø2 46 - Halter	
			→	☐; S 16194400→; Nutzlast ab [kg] 1.400 Nutzlast bis [kg] 1.800	24.3461-1701.5	240449	Ø 46 - Halter	
→	☐; S 16194400→; Nutzlast ab [kg] 1.400 Nutzlast bis [kg] 1.800	24.3461-1702.5	240450	Ø 46 - Halter				
<b>Zubehörsatz, Bremssattel</b>								
1.9 D	51	01/99→04/02		→ 10/01; + ABS; Nutzlast [kg]: 1.000	24.0101-4804.2	260050	TRW	
1.9 TD	66	08/94→04/02		→ 10/01; + ABS; Nutzlast ab [kg] 1.000	24.0101-4804.2	260050	TRW	
1.9 TD	68	02/94→04/02		Nutzlast bis [kg] 1.400				
1.9 TD 4x4	68	08/96→04/02						
2.0	80	02/94→04/02						
2.0 4x4	80	08/96→04/02						
2.5 D	63	08/94→04/02		→ 10/01; + ABS; Nutzlast [kg]: 1.400	24.0101-4804.2	260050	TRW	
2.8 D	64	01/99→02/02		→ S 16206253; Nutzlast [kg]: 1.400; + ABS	24.0101-4804.2	260050	TRW	
 <b>Bremsschlauch</b>								
1.9 D	51	01/99→04/02	←	S 15866410→; → 10/01; Nutzlast [kg]: 1.000	2	24.5112-0461.3	330616	L= 460
					24.5112-0466.3	330579	L= 462	
			←	→ S 15866409; Nutzlast [kg]: 1.000	2	24.5112-0465.3	330526	L= 465
					24.5112-0466.3	330579	L= 462	
			←	11/01→ 03/02; Nutzlast [kg]: 1.000	2	24.5112-0470.3	331460	L= 470
					24.5112-0477.3	331299	L= 477	
			→	☐; → 10/01; + ABS; Nutzlast [kg]: 1.000; für Fahrzeuge ohne verstärktes Fahrwerk		24.5112-0315.3	330509	L= 315
			→	→ 10/01; - ABS; Nutzlast [kg]: 1.000; für Fahrzeuge ohne verstärktes Fahrwerk	1	24.5112-0340.3	330511	L= 340
			→	11/01→ 03/02; - ABS; Nutzlast [kg]: 1.000; für Fahrzeuge mit Trommelbremse an der Hinterachse	1	24.5112-0361.3	330649	L= 360 + Halter
			→	→ 10/01; - ABS; Nutzlast [kg]: 1.000; für Fahrzeuge mit verstärktem Fahrwerk	1	24.5112-0361.3	330649	L= 360 + Halter
→	11/01→ 03/02; + ABS; Nutzlast [kg]: 1.000; für Fahrzeuge mit Scheibenbremse an der Hinterachse	2	83.6401-0159.3	330746	L= 160			
→	11/01→ 03/02; - ABS; Nutzlast [kg]: 1.000; für Fahrzeuge mit Scheibenbremse an der Hinterachse	2	83.6401-0159.3	330746	L= 160			
1.9 TD	66	08/94→04/02	←	S 15866410→; → 10/01; Nutzlast ab [kg] 1.000 Nutzlast bis [kg] 1.400	2	24.5112-0461.3	330616	L= 460
1.9 TD	68	02/94→04/02				24.5112-0466.3	330579	L= 462
1.9 TD 4x4	68	08/96→04/02	←	→ S 15866409; Nutzlast ab [kg] 1.000 Nutzlast bis [kg] 1.400	2	24.5112-0465.3	330526	L= 465
						24.5112-0466.3	330579	L= 462
			←	11/01→ 03/02; Nutzlast ab [kg] 1.000 Nutzlast bis [kg] 1.400	2	24.5112-0470.3	331460	L= 470
						24.5112-0477.3	331299	L= 477
			→	☐; → 10/01; + ABS; Nutzlast ab [kg] 1.000 Nutzlast bis [kg] 1.400; für Fahrzeuge ohne verstärktes Fahrwerk		24.5112-0315.3	330509	L= 315
↓								



	kw			 	! #		
<b>CITROËN - JUMPER Bus (230P) 02/94→04/02</b>							
<b>Bremsschlauch</b>							
1.9 TD 1.9 TD 1.9 TD 4x4	66 68 68	08/94→04/02 02/94→04/02 08/96→04/02	➡	→ 10/01; - ABS; Nutzlast ab [kg] 1.000 Nutzlast bis [kg] 1.400; für Fahrzeuge ohne verstärktes Fahrwerk	1	24.5112-0340.3 330511	L= 340
			➡	→ 10/01; - ABS; Nutzlast ab [kg] 1.000 Nutzlast bis [kg] 1.400; für Fahrzeuge mit verstärktem Fahrwerk	1	24.5112-0361.3 330649	L= 360 + Halter
			➡	11/01→ 03/02; - ABS; Nutzlast ab [kg] 1.000 Nutzlast bis [kg] 1.400; für Fahrzeuge mit Trommelbremse an der Hinterachse	1	24.5112-0361.3 330649	L= 360 + Halter
			➡	11/01→ 03/02; + ABS; Nutzlast ab [kg] 1.000 Nutzlast bis [kg] 1.400; für Fahrzeuge mit Scheibenbremse an der Hinterachse	2	83.6401-0159.3 330746	L= 160
			➡	11/01→ 03/02; - ABS; Nutzlast ab [kg] 1.000 Nutzlast bis [kg] 1.400; für Fahrzeuge mit Scheibenbremse an der Hinterachse	2	83.6401-0159.3 330746	L= 160
2.0 2.0 4x4	80 80	02/94→04/02 08/96→04/02	⬅	S 15866410→; → 10/01; Nutzlast ab [kg] 1.000 Nutzlast bis [kg] 1.800	2	24.5112-0461.3 330616 24.5112-0466.3 330579	L= 460 L= 462
			⬅	→ S 15866409; Nutzlast ab [kg] 1.000 Nutzlast bis [kg] 1.800	2	24.5112-0465.3 330526 24.5112-0466.3 330579	L= 465 L= 462
			⬅	11/01→ 03/02; Nutzlast ab [kg] 1.000 Nutzlast bis [kg] 1.800	2	24.5112-0470.3 331460 24.5112-0477.3 331299	L= 470 L= 477
			➡	☐; → 10/01; + ABS; Nutzlast ab [kg] 1.000 Nutzlast bis [kg] 1.800; für Fahrzeuge ohne verstärktes Fahrwerk		24.5112-0315.3 330509	L= 315
			➡	→ 10/01; - ABS; Nutzlast ab [kg] 1.000 Nutzlast bis [kg] 1.800; für Fahrzeuge ohne verstärktes Fahrwerk	1	24.5112-0340.3 330511	L= 340
			➡	11/01→ 03/02; - ABS; Nutzlast ab [kg] 1.000 Nutzlast bis [kg] 1.800; für Fahrzeuge mit Trommelbremse an der Hinterachse	1	24.5112-0361.3 330649	L= 360 + Halter
			➡	→ 10/01; - ABS; Nutzlast ab [kg] 1.000 Nutzlast bis [kg] 1.800; für Fahrzeuge mit verstärktem Fahrwerk	1	24.5112-0361.3 330649	L= 360 + Halter
			➡	11/01→ 03/02; - ABS; Nutzlast ab [kg] 1.000 Nutzlast bis [kg] 1.800; für Fahrzeuge mit Scheibenbremse an der Hinterachse	2	83.6401-0159.3 330746	L= 160
			➡	11/01→ 03/02; + ABS; Nutzlast ab [kg] 1.000 Nutzlast bis [kg] 1.800; für Fahrzeuge mit Scheibenbremse an der Hinterachse	2	83.6401-0159.3 330746	L= 160
2.5 D 2.5 D 4x4 2.5 TD 2.5 TD 4x4	63 63 76 76	08/94→04/02 08/96→04/02 08/94→04/02 08/96→04/02	⬅	S 15866410→; → 10/01; Nutzlast ab [kg] 1.400 Nutzlast bis [kg] 1.800	2	24.5112-0461.3 330616 24.5112-0466.3 330579	L= 460 L= 462
			⬅	→ S 15866409; Nutzlast ab [kg] 1.400 Nutzlast bis [kg] 1.800	2	24.5112-0465.3 330526 24.5112-0466.3 330579	L= 465 L= 462
			⬅	11/01→ 03/02; Nutzlast ab [kg] 1.400 Nutzlast bis [kg] 1.800	2	24.5112-0470.3 331460 24.5112-0477.3 331299	L= 470 L= 477
			➡	☐; → 10/01; + ABS; Nutzlast ab [kg] 1.400 Nutzlast bis [kg] 1.800; für Fahrzeuge ohne verstärktes Fahrwerk		24.5112-0315.3 330509	L= 315
			➡	→ 10/01; - ABS; Nutzlast ab [kg] 1.400 Nutzlast bis [kg] 1.800; für Fahrzeuge ohne verstärktes Fahrwerk	1	24.5112-0340.3 330511	L= 340
			➡	11/01→ 03/02; - ABS; Nutzlast ab [kg] 1.400 Nutzlast bis [kg] 1.800; für Fahrzeuge mit Trommelbremse an der Hinterachse	1	24.5112-0361.3 330649	L= 360 + Halter
			➡	→ 10/01; - ABS; Nutzlast ab [kg] 1.400 Nutzlast bis [kg] 1.800; für Fahrzeuge mit verstärktem Fahrwerk	1	24.5112-0361.3 330649	L= 360 + Halter
			➡	11/01→ 03/02; + ABS; Nutzlast ab [kg] 1.400 Nutzlast bis [kg] 1.800; für Fahrzeuge mit Scheibenbremse an der Hinterachse	2	83.6401-0159.3 330746	L= 160
			➡	11/01→ 03/02; - ABS; Nutzlast ab [kg] 1.400 Nutzlast bis [kg] 1.800; für Fahrzeuge mit Scheibenbremse an der Hinterachse	2	83.6401-0159.3 330746	L= 160
2.5 TDi 2.5 TDI 4x4	79 79	12/96→11/00 12/96→11/00	⬅	S 15866410→; Nutzlast ab [kg] 1.400 Nutzlast bis [kg] 1.800	2	24.5112-0461.3 330616 24.5112-0466.3 330579	L= 460 L= 462
↓							



	kw			 	! #		
<b>CITROËN - JUMPER Bus (230P) 02/94→04/02</b>							
 <b>Bremsschlauch</b>							
2.5 TDi 2.5 TDi 4x4	79	12/96→11/00	←	→ S 15866409; Nutzlast ab [kg] 1.400 Nutzlast bis [kg] 1.800	2	<b>24.5112-0465.3 330526</b>	L= 465
	79	12/96→11/00	→	☐; + ABS; Nutzlast ab [kg] 1.400 Nutzlast bis [kg] 1.800; für Fahrzeuge ohne verstärktes Fahrwerk		<b>24.5112-0466.3 330579</b>	L= 462
			→	- ABS; Nutzlast ab [kg] 1.400 Nutzlast bis [kg] 1.800; für Fahrzeuge ohne verstärktes Fahrwerk	1	<b>24.5112-0315.3 330509</b>	L= 315
			→	- ABS; Nutzlast ab [kg] 1.400 Nutzlast bis [kg] 1.800; für Fahrzeuge ohne verstärktes Fahrwerk	1	<b>24.5112-0340.3 330511</b>	L= 340
			→	- ABS; Nutzlast ab [kg] 1.400 Nutzlast bis [kg] 1.800; für Fahrzeuge mit verstärktem Fahrwerk	1	<b>24.5112-0361.3 330649</b>	L= 360 + Halter
2.8 D	64	01/99→02/02	←	S 15866410→ S 16206244; Nutzlast ab [kg] 1.400 Nutzlast bis [kg] 1.800	2	<b>24.5112-0461.3 330616</b> <b>24.5112-0466.3 330579</b>	L= 460 L= 462
			←	→ S 15866409; Nutzlast ab [kg] 1.400 Nutzlast bis [kg] 1.800	2	<b>24.5112-0465.3 330526</b> <b>24.5112-0466.3 330579</b>	L= 465 L= 462
			←	S 16205353→; Nutzlast ab [kg] 1.400 Nutzlast bis [kg] 1.800	2	<b>24.5112-0470.3 331460</b> <b>24.5112-0477.3 331299</b>	L= 470 L= 477
			→	☐; → S 16206253; Nutzlast ab [kg] 1.400 Nutzlast bis [kg] 1.800; + ABS; für Fahrzeuge ohne verstärktes Fahrwerk		<b>24.5112-0315.3 330509</b>	L= 315
			→	→ S 16206244; Nutzlast ab [kg] 1.400 Nutzlast bis [kg] 1.800; - ABS; für Fahrzeuge ohne verstärktes Fahrwerk	1	<b>24.5112-0340.3 330511</b>	L= 340
			→	→ S 16206244; Nutzlast ab [kg] 1.400 Nutzlast bis [kg] 1.800; - ABS; für Fahrzeuge mit Trommelbremse an der Hinterachse	1	<b>24.5112-0361.3 330649</b>	L= 360 + Halter
			→	→ S 16206244; Nutzlast ab [kg] 1.400 Nutzlast bis [kg] 1.800; - ABS; für Fahrzeuge mit verstärktem Fahrwerk	1	<b>24.5112-0361.3 330649</b>	L= 360 + Halter
			→	S 16194400→; Nutzlast ab [kg] 1.400 Nutzlast bis [kg] 1.800; + ABS; für Fahrzeuge mit Scheibenbremse an der Hinterachse	2	<b>83.6401-0159.3 330746</b>	L= 160
			→	→ S 16206244; Nutzlast ab [kg] 1.400 Nutzlast bis [kg] 1.800; - ABS; für Fahrzeuge mit Scheibenbremse an der Hinterachse	2	<b>83.6401-0159.3 330746</b>	L= 160
2.8 HDi 2.8 HDi 4x4	94 94	09/00→04/02 09/00→04/02	←	→ 10/01; Nutzlast ab [kg] 1.400 Nutzlast bis [kg] 1.800	2	<b>24.5112-0461.3 330616</b> <b>24.5112-0466.3 330579</b>	L= 460 L= 462
			←	11/01→ 03/02; Nutzlast ab [kg] 1.400 Nutzlast bis [kg] 1.800	2	<b>24.5112-0470.3 331460</b> <b>24.5112-0477.3 331299</b>	L= 470 L= 477
			→	☐; → 10/01; + ABS; Nutzlast ab [kg] 1.400 Nutzlast bis [kg] 1.800; für Fahrzeuge ohne verstärktes Fahrwerk		<b>24.5112-0315.3 330509</b>	L= 315
			→	→ 10/01; - ABS; Nutzlast ab [kg] 1.400 Nutzlast bis [kg] 1.800; für Fahrzeuge ohne verstärktes Fahrwerk	1	<b>24.5112-0340.3 330511</b>	L= 340
			→	11/01→ 03/02; - ABS; Nutzlast ab [kg] 1.400 Nutzlast bis [kg] 1.800; für Fahrzeuge mit Trommelbremse an der Hinterachse	1	<b>24.5112-0361.3 330649</b>	L= 360 + Halter
			→	→ 10/01; - ABS; Nutzlast ab [kg] 1.400 Nutzlast bis [kg] 1.800; für Fahrzeuge mit verstärktem Fahrwerk	1	<b>24.5112-0361.3 330649</b>	L= 360 + Halter
			→	11/01→ 03/02; - ABS; Nutzlast ab [kg] 1.400 Nutzlast bis [kg] 1.800; für Fahrzeuge mit Scheibenbremse an der Hinterachse	2	<b>83.6401-0159.3 330746</b>	L= 160
			→	11/01→ 03/02; + ABS; Nutzlast ab [kg] 1.400 Nutzlast bis [kg] 1.800; für Fahrzeuge mit Scheibenbremse an der Hinterachse	2	<b>83.6401-0159.3 330746</b>	L= 160
<b>CITROËN - JUMPER Bus (244, Z_) 04/02→</b>							
 <b>Bremssattel</b>							
2.0 2.0 HDi 2.2 HDi 2.8 HDi	81	04/02→	←	☐; → 03/06; + ABS; Nutzlast ab [kg] 1.000 Nutzlast bis [kg] 1.400; 1-Kreis-Bremse		<b>24.3481-1795.5 240768</b>	Ø1 48 Ø2 44 - Halter
	62	04/02→	←	☐; → 03/06; + ABS; Nutzlast ab [kg] 1.000 Nutzlast bis [kg] 1.400; 1-Kreis-Bremse		<b>24.3481-1796.5 240769</b>	Ø1 48 Ø2 44 - Halter
	74 94	04/02→ 04/02→	←	☐; → 03/06; + ABS; Nutzlast [kg]: 1.800; 1-Kreis-Bremse		<b>24.3521-1715.5 240770</b>	Ø1 52 Ø2 46 - Halter
↓							

	kw			 	! #			
<b>CITROËN - JUMPER Bus (244, Z_) 04/02→</b>								
 <b>Bremssattel</b>								
2.0 2.0 HDi 2.2 HDi 2.8 HDi	81 62 74 94	04/02→ 04/02→ 04/02→ 04/02→	← → →	☐; → 03/06; + ABS; Nutzlast [kg]: 1.800; 1-Kreis-Bremse ☐; → 03/06; Nutzlast ab [kg] 1.000 Nutzlast bis [kg] 1.800 ☐; → 03/06; Nutzlast ab [kg] 1.000 Nutzlast bis [kg] 1.800	24.3521-1716.5 24.3461-1701.5 24.3461-1702.5	240771 240449 240450	Ø1 52 Ø2 46 - Halter Ø 46 - Halter Ø 46 - Halter	
2.0 bivalent	81	02/03→	← ← ← ← → →	☐; → 03/06; + ABS; Nutzlast ab [kg] 1.000 Nutzlast bis [kg] 1.400; 1-Kreis-Bremse ☐; → 03/06; + ABS; Nutzlast ab [kg] 1.000 Nutzlast bis [kg] 1.400; 1-Kreis-Bremse ☐; → 03/06; + ABS; Nutzlast [kg]: 1.800; 1-Kreis-Bremse ☐; → 03/06; + ABS; Nutzlast [kg]: 1.800; 1-Kreis-Bremse ☐; → 03/06 ☐; → 03/06	24.3481-1795.5 24.3481-1796.5 24.3521-1715.5 24.3521-1716.5 24.3461-1701.5 24.3461-1702.5	240768 240769 240770 240771 240449 240450	Ø1 48 Ø2 44 - Halter Ø1 48 Ø2 44 - Halter Ø1 52 Ø2 46 - Halter Ø1 52 Ø2 46 - Halter Ø 46 - Halter Ø 46 - Halter	
2.8 HDi Allrad	94	04/02→	→ →	☐; → 03/06 ☐; → 03/06	24.3461-1701.5 24.3461-1702.5	240449 240450	Ø 46 - Halter Ø 46 - Halter	
 <b>Bremsschlauch</b>								
2.0 2.0 HDi 2.2 HDi 2.8 HDi	81 62 74 94	04/02→ 04/02→ 04/02→ 04/02→	← → → →	→ 03/06; Nutzlast ab [kg] 1.000 Nutzlast bis [kg] 1.800 → 03/06; Nutzlast ab [kg] 1.000 Nutzlast bis [kg] 1.800; - ABS; für Fahrzeuge mit Trommelbremse an der Hinterachse → 03/06; Nutzlast ab [kg] 1.000 Nutzlast bis [kg] 1.800; + ABS; für Fahrzeuge mit Scheibenbremse an der Hinterachse → 03/06; Nutzlast ab [kg] 1.000 Nutzlast bis [kg] 1.800; - ABS; für Fahrzeuge mit Trommelbremse an der Hinterachse	2 1 2 2	24.5112-0470.3 24.5112-0477.3 24.5112-0361.3 83.6401-0159.3 83.6401-0159.3	331460 331299 330649 330746 330746	L= 470 L= 477 L= 360 + Halter L= 160 L= 160
2.8 HDi Allrad	94	04/02→	← → → →	→ 03/06 → 03/06; - ABS; für Fahrzeuge mit Trommelbremse an der Hinterachse → 03/06; + ABS; für Fahrzeuge mit Scheibenbremse an der Hinterachse → 03/06; - ABS; für Fahrzeuge mit Trommelbremse an der Hinterachse	2 1 2 2	24.5112-0470.3 24.5112-0477.3 24.5112-0361.3 83.6401-0159.3 83.6401-0159.3	331460 331299 330649 330746 330746	L= 470 L= 477 L= 360 + Halter L= 160 L= 160
<b>CITROËN - JUMPER Kasten 04/06→</b>								
 <b>Bremssattel</b>								
2.0 BlueHDi 110 2.0 BlueHDi 130 2.0 BlueHDi 160 2.0 BlueHDi 160 4x4	81 96 120 120	04/16→ 04/16→ 04/16→ 04/16→	←	☐; Nutzlast leicht 16Q; Nutzlast [kg]: 1.600; nicht für erhöhte Nutzlast	24.3521-1711.5	240755	BRE Ø1 52 Ø2 46 - Halter	
2.2 HDi 100	74	04/06→	← ← ← ← ← ← → →	☐; → 02/11; Nutzlast leicht 16Q; Nutzlast [kg]: 1.600; nicht für erhöhte Nutzlast ☐; 03/11→; Nutzlast leicht 16Q; Nutzlast [kg]: 1.600; nicht für erhöhte Nutzlast ☐; → 02/11; Nutzlast leicht 16Q; Nutzlast [kg]: 1.600; nicht für erhöhte Nutzlast ☐; Nutzlast schwer 16Q; Nutzlast [kg]: 1.600; für erhöhte Nutzlast ☐; Nutzlast schwer 16Q; Nutzlast [kg]: 1.600; für erhöhte Nutzlast ☐ ☐	24.3521-1711.5 24.3521-1711.5 24.3521-1712.5 24.3521-1713.5 24.3521-1714.5 24.3481-1811.5 24.3481-1812.5	240755 240755 240756 240762 240763 240758 240759	BRE Ø1 52 Ø2 46 - Halter BRE Ø1 52 Ø2 46 - Halter BRE Ø1 52 Ø2 46 - Halter Ø1 52 Ø2 46 - Halter Ø1 52 Ø2 46 - Halter BOS Ø 48 - Halter BOS Ø 48 - Halter	
2.2 HDi 110 2.2 HDi 130 2.2 HDi 150	81 96 110	07/11→ 07/11→ 07/11→	←	☐; Nutzlast leicht 16Q; Nutzlast [kg]: 1.600; nicht für erhöhte Nutzlast	24.3521-1711.5	240755	BRE Ø1 52 Ø2 46 - Halter	



**CITROËN - JUMPER Kasten 04/06→**

**Bremssattel**

3.0 HDi 180	130	07/11→	←	☐; Nutzlast schwer 16Q; Nutzlast [kg]: 1.600; für erhöhte Nutzlast	24.3521-1713.5	240762	Ø1 52 Ø2 46 - Halter
			←	☐; Nutzlast schwer 16Q; Nutzlast [kg]: 1.600; für erhöhte Nutzlast	24.3521-1714.5	240763	Ø1 52 Ø2 46 - Halter
			→	☐	24.3481-1811.5	240758	BOS Ø 48 - Halter
			→	☐	24.3481-1812.5	240759	BOS Ø 48 - Halter
2.2 HDi 120 3.0 HDi 145 3.0 HDi 155 3.0 HDi 160	88 107 115 116	04/06→ 07/10→ 07/10→ 09/06→	←	☐; 03/11→; Nutzlast leicht 16Q; Nutzlast [kg]: 1.600; nicht für erhöhte Nutzlast	24.3521-1711.5	240755	BRE Ø1 52 Ø2 46 - Halter
			←	☐; → 02/11; Nutzlast leicht 16Q; Nutzlast [kg]: 1.600; nicht für erhöhte Nutzlast	24.3521-1711.5	240755	BRE Ø1 52 Ø2 46 - Halter
			←	☐; → 02/11; Nutzlast leicht 16Q; Nutzlast [kg]: 1.600; nicht für erhöhte Nutzlast	24.3521-1712.5	240756	BRE Ø1 52 Ø2 46 - Halter
			←	☐; Nutzlast schwer 16Q; Nutzlast [kg]: 1.600; für erhöhte Nutzlast	24.3521-1713.5	240762	Ø1 52 Ø2 46 - Halter
			←	☐; Nutzlast schwer 16Q; Nutzlast [kg]: 1.600; für erhöhte Nutzlast	24.3521-1714.5	240763	Ø1 52 Ø2 46 - Halter
			→	☐; Nutzlast ab [kg] 1.200 Nutzlast bis [kg] 2.000; light/heavy	24.3481-1811.5	240758	BOS Ø 48 - Halter
			→	☐; Nutzlast ab [kg] 1.200 Nutzlast bis [kg] 2.000; light/heavy	24.3481-1812.5	240759	BOS Ø 48 - Halter

**Bremsschlauch**








2.0 BlueHDi 110 2.0 BlueHDi 130	81 96	04/16→ 04/16→	←		2	24.5112-0492.3	331217	L= 492
			→	kurzer Radstand	2	24.5112-0417.3	331298	L= 417
2.0 BlueHDi 160 2.0 BlueHDi 160 4x4	120 120	04/16→ 04/16→	→	langer Radstand	2	83.7101-9489.3	330906	L= 488,5
2.2 HDi 100	74	04/06→						
2.2 HDi 110	81	07/11→						
2.2 HDi 120	88	04/06→						
2.2 HDi 130	96	07/11→						
2.2 HDi 150	110	07/11→						
3.0 HDi 145	107	07/10→						
3.0 HDi 155	115	07/10→						
3.0 HDi 160	116	09/06→						
3.0 HDi 180	130	07/11→						








**CITROËN - JUMPER Kasten (230L) 02/94→04/02**

**Bremssattel**

1.9 D 1.9 D	50 51	07/99→04/02 02/94→04/02	←	☐; → 10/01; Nutzlast [kg]: 1.000; - ABS	24.3481-1719.5	240155	TRW Ø1 40 Ø2 48 - Halter
			←	☐; → 10/01; Nutzlast [kg]: 1.000; - ABS	24.3481-1720.5	240156	TRW Ø1 40 Ø2 48 - Halter
			←	☐; 11/01→ 03/02; Nutzlast [kg]: 1.000; + ABS	24.3481-1795.5	240768	Ø1 48 Ø2 44 - Halter
			←	☐; 11/01→ 03/02; Nutzlast [kg]: 1.000; + ABS	24.3481-1796.5	240769	Ø1 48 Ø2 44 - Halter
			→	☐; 11/01→ 03/02; Nutzlast [kg]: 1.000	24.3461-1701.5	240449	Ø 46 - Halter
			→	☐; 11/01→ 03/02; Nutzlast [kg]: 1.000	24.3461-1702.5	240450	Ø 46 - Halter
1.9 TD 1.9 TD	66 68	03/94→04/02 03/94→04/02	←	☐; → 10/01; Nutzlast ab [kg] 1.000 Nutzlast bis [kg] 1.400; - ABS	24.3481-1719.5	240155	TRW Ø1 40 Ø2 48 - Halter
			←	☐; → 10/01; Nutzlast ab [kg] 1.000 Nutzlast bis [kg] 1.400; - ABS	24.3481-1720.5	240156	TRW Ø1 40 Ø2 48 - Halter
			←	☐; 11/01→ 03/02; Nutzlast ab [kg] 1.000 Nutzlast bis [kg] 1.400; + ABS	24.3481-1795.5	240768	Ø1 48 Ø2 44 - Halter
			←	☐; 11/01→ 03/02; Nutzlast ab [kg] 1.000 Nutzlast bis [kg] 1.400; + ABS	24.3481-1796.5	240769	Ø1 48 Ø2 44 - Halter
			→	☐; 11/01→ 03/02; Nutzlast ab [kg] 1.000 Nutzlast bis [kg] 1.400	24.3461-1701.5	240449	Ø 46 - Halter
			→	☐; 11/01→ 03/02; Nutzlast ab [kg] 1.000 Nutzlast bis [kg] 1.400	24.3461-1702.5	240450	Ø 46 - Halter
2.0	80	03/94→04/02	←	☐; → 10/01; Nutzlast ab [kg] 1.000 Nutzlast bis [kg] 1.400; - ABS	24.3481-1719.5	240155	TRW Ø1 40 Ø2 48 - Halter
			←	☐; → 10/01; Nutzlast ab [kg] 1.000 Nutzlast bis [kg] 1.400; - ABS	24.3481-1720.5	240156	TRW Ø1 40 Ø2 48 - Halter
			←	☐; 11/01→ 03/02; Nutzlast ab [kg] 1.000 Nutzlast bis [kg] 1.400; + ABS	24.3481-1795.5	240768	Ø1 48 Ø2 44 - Halter
			←	☐; 11/01→ 03/02; Nutzlast ab [kg] 1.000 Nutzlast bis [kg] 1.400; + ABS	24.3481-1796.5	240769	Ø1 48 Ø2 44 - Halter
			←	☐; 11/01→ 03/02; Nutzlast [kg]: 1.800; + ABS	24.3521-1715.5	240770	Ø1 52 Ø2 46 - Halter











	kw			 	! #		
<b>CITROËN - JUMPER Kasten (230L) 02/94→04/02</b>							
<b>Bremssattel</b>							
2.0	80	03/94→04/02	←	☐; 11/01→ 03/02; Nutzlast [kg]: 1.800; + ABS	24.3521-1716.5	240771	Ø1 52 Ø2 46 - Halter
			→	☐; 11/01→ 03/02; Nutzlast ab [kg] 1.000 Nutzlast bis [kg] 1.800	24.3461-1701.5	240449	Ø 46 - Halter
			→	☐; 11/01→ 03/02; Nutzlast ab [kg] 1.000 Nutzlast bis [kg] 1.800	24.3461-1702.5	240450	Ø 46 - Halter
2.0 4x4	80	10/96→01/02	←	☐; → 10/01; Nutzlast ab [kg] 1.000 Nutzlast bis [kg] 1.400; - ABS	24.3481-1719.5	240155	TRW Ø1 40 Ø2 48 - Halter
			←	☐; → 10/01; Nutzlast ab [kg] 1.000 Nutzlast bis [kg] 1.400; - ABS	24.3481-1720.5	240156	TRW Ø1 40 Ø2 48 - Halter
			←	☐; 11/01→; Nutzlast ab [kg] 1.000 Nutzlast bis [kg] 1.400; + ABS	24.3481-1795.5	240768	Ø1 48 Ø2 44 - Halter
			←	☐; 11/01→; Nutzlast ab [kg] 1.000 Nutzlast bis [kg] 1.400; + ABS	24.3481-1796.5	240769	Ø1 48 Ø2 44 - Halter
			←	☐; 11/01→; Nutzlast [kg]: 1.800; + ABS	24.3521-1715.5	240770	Ø1 52 Ø2 46 - Halter
			←	☐; 11/01→; Nutzlast [kg]: 1.800; + ABS	24.3521-1716.5	240771	Ø1 52 Ø2 46 - Halter
			→	☐; 11/01→; Nutzlast ab [kg] 1.000 Nutzlast bis [kg] 1.800	24.3461-1701.5	240449	Ø 46 - Halter
			→	☐; 11/01→; Nutzlast ab [kg] 1.000 Nutzlast bis [kg] 1.800	24.3461-1702.5	240450	Ø 46 - Halter
2.0 HDI	62	11/01→04/02	←	☐; → 03/02; Nutzlast ab [kg] 1.000 Nutzlast bis [kg] 1.400; + ABS	24.3481-1795.5	240768	Ø1 48 Ø2 44 - Halter
			←	☐; → 03/02; Nutzlast ab [kg] 1.000 Nutzlast bis [kg] 1.400; + ABS	24.3481-1796.5	240769	Ø1 48 Ø2 44 - Halter
			←	☐; → 03/02; Nutzlast [kg]: 1.800; + ABS	24.3521-1715.5	240770	Ø1 52 Ø2 46 - Halter
			←	☐; → 03/02; Nutzlast [kg]: 1.800; + ABS	24.3521-1716.5	240771	Ø1 52 Ø2 46 - Halter
			→	☐; → 03/02; Nutzlast ab [kg] 1.000 Nutzlast bis [kg] 1.800	24.3461-1701.5	240449	Ø 46 - Halter
			→	☐; → 03/02; Nutzlast ab [kg] 1.000 Nutzlast bis [kg] 1.800	24.3461-1702.5	240450	Ø 46 - Halter
2.5 D 2.5 D 4x4	63 63	03/94→04/02 03/00→04/02	←	☐; → 10/01; Nutzlast [kg]: 1.400; - ABS	24.3481-1719.5	240155	TRW Ø1 40 Ø2 48 - Halter
			←	☐; → 10/01; Nutzlast [kg]: 1.400; - ABS	24.3481-1720.5	240156	TRW Ø1 40 Ø2 48 - Halter
			←	☐; 11/01→ 03/02; Nutzlast [kg]: 1.400; + ABS	24.3481-1795.5	240768	Ø1 48 Ø2 44 - Halter
			←	☐; 11/01→ 03/02; Nutzlast [kg]: 1.400; + ABS	24.3481-1796.5	240769	Ø1 48 Ø2 44 - Halter
			←	☐; 11/01→ 03/02; Nutzlast [kg]: 1.800; + ABS	24.3521-1715.5	240770	Ø1 52 Ø2 46 - Halter
			←	☐; 11/01→ 03/02; Nutzlast [kg]: 1.800; + ABS	24.3521-1716.5	240771	Ø1 52 Ø2 46 - Halter
			→	☐; 11/01→ 03/02; Nutzlast ab [kg] 1.400 Nutzlast bis [kg] 1.800	24.3461-1701.5	240449	Ø 46 - Halter
			→	☐; 11/01→ 03/02; Nutzlast ab [kg] 1.400 Nutzlast bis [kg] 1.800	24.3461-1702.5	240450	Ø 46 - Halter
2.5 DT 4x4 2.5 TDi 2.5 TDi 4x4	76 79 79	10/96→08/97 12/96→11/00 03/00→11/00	←	☐; Nutzlast [kg]: 1.400; - ABS	24.3481-1711.5	240129	TRW Ø1 40 Ø2 48 - Halter
			←	☐; Nutzlast [kg]: 1.400; - ABS	24.3481-1712.5	240130	TRW Ø1 40 Ø2 48 - Halter
			←	☐; Nutzlast [kg]: 1.400; - ABS	24.3481-1712.5	240130	TRW Ø1 40 Ø2 48 - Halter
2.5 TD 2.8 HDi 2.8 HDi 4x4	76 94 94	03/94→04/02 09/00→04/02 09/00→04/02	←	☐; → 10/01; Nutzlast [kg]: 1.400; - ABS	24.3481-1711.5	240129	TRW Ø1 40 Ø2 48 - Halter
			←	☐; → 10/01; Nutzlast [kg]: 1.400; - ABS	24.3481-1712.5	240130	TRW Ø1 40 Ø2 48 - Halter
			←	☐; 11/01→ 03/02; Nutzlast [kg]: 1.800; + ABS	24.3521-1715.5	240770	Ø1 52 Ø2 46 - Halter
			←	☐; 11/01→ 03/02; Nutzlast [kg]: 1.800; + ABS	24.3521-1716.5	240771	Ø1 52 Ø2 46 - Halter
			→	☐; 11/01→ 03/02; Nutzlast ab [kg] 1.400 Nutzlast bis [kg] 1.800	24.3461-1701.5	240449	Ø 46 - Halter
			→	☐; 11/01→ 03/02; Nutzlast ab [kg] 1.400 Nutzlast bis [kg] 1.800	24.3461-1702.5	240450	Ø 46 - Halter
<b>Zubehörsatz, Bremssattel</b>							
1.9 D 1.9 D	50 51	07/99→04/02 02/94→04/02		→ 10/01; Nutzlast [kg]: 1.000; + ABS	24.0101-4804.2	260050	TRW
				→ 10/01; Nutzlast ab [kg] 1.000 Nutzlast bis [kg] 1.400; + ABS			
1.9 TD 1.9 TD 2.0 2.0 4x4	66 68 80 80	03/94→04/02 03/94→04/02 03/94→04/02 10/96→01/02		→ 10/01; Nutzlast ab [kg] 1.000 Nutzlast bis [kg] 1.400; + ABS	24.0101-4804.2	260050	TRW
				→ 10/01; Nutzlast [kg]: 1.400; + ABS			
				→ 10/01; Nutzlast [kg]: 1.400; + ABS			
				→ 10/01; Nutzlast [kg]: 1.400; + ABS			
2.5 D 2.5 D 4x4	63 63	03/94→04/02 03/00→04/02		→ 10/01; Nutzlast [kg]: 1.400; + ABS	24.0101-4804.2	260050	TRW
				→ 10/01; Nutzlast [kg]: 1.400; + ABS			
			↓				










	kw			 	! #		
<b>CITROËN - JUMPER Kasten (230L) 02/94→04/02</b>							
<b>Bremsschlauch</b>							
1.9 D 1.9 D	50 51	07/99→04/02 02/94→04/02	←	S 15866410→; → 10/01; Nutzlast [kg]: 1.000	2	<b>24.5112-0461.3 330616</b>	L= 460
						<b>24.5112-0466.3 330579</b>	L= 462
			←	→ S 15866409; Nutzlast [kg]: 1.000	2	<b>24.5112-0465.3 330526</b>	L= 465
						<b>24.5112-0466.3 330579</b>	L= 462
			←	11/01→ 03/02; Nutzlast [kg]: 1.000	2	<b>24.5112-0470.3 331460</b>	L= 470
						<b>24.5112-0477.3 331299</b>	L= 477
			→	☐; → 10/01; Nutzlast [kg]: 1.000; + ABS; für Fahrzeuge ohne verstärktes Fahrwerk		<b>24.5112-0315.3 330509</b>	L= 315
			→	→ 10/01; Nutzlast [kg]: 1.000; - ABS; für Fahrzeuge ohne verstärktes Fahrwerk	1	<b>24.5112-0340.3 330511</b>	L= 340
			→	11/01→ 03/02; Nutzlast [kg]: 1.000; - ABS; für Fahrzeuge mit Trommelbremse an der Hinterachse	1	<b>24.5112-0361.3 330649</b>	L= 360 + Halter
→	→ 10/01; Nutzlast [kg]: 1.000; - ABS; für Fahrzeuge mit verstärktem Fahrwerk	1	<b>24.5112-0361.3 330649</b>	L= 360 + Halter			
→	11/01→ 03/02; Nutzlast [kg]: 1.000; + ABS; für Fahrzeuge mit Scheibenbremse an der Hinterachse	2	<b>83.6401-0159.3 330746</b>	L= 160			
→	11/01→ 03/02; Nutzlast [kg]: 1.000; - ABS; für Fahrzeuge mit Scheibenbremse an der Hinterachse	1	<b>83.6401-0159.3 330746</b>	L= 160			
1.9 TD 1.9 TD	66 68	03/94→04/02 03/94→04/02	←	S 15866410→; → 10/01; Nutzlast ab [kg] 1.000 Nutzlast bis [kg] 1.400	2	<b>24.5112-0461.3 330616</b>	L= 460
						<b>24.5112-0466.3 330579</b>	L= 462
			←	→ S 15866409; Nutzlast ab [kg] 1.000 Nutzlast bis [kg] 1.400	2	<b>24.5112-0465.3 330526</b>	L= 465
						<b>24.5112-0466.3 330579</b>	L= 462
			←	11/01→ 03/02; Nutzlast ab [kg] 1.000 Nutzlast bis [kg] 1.400	2	<b>24.5112-0470.3 331460</b>	L= 470
						<b>24.5112-0477.3 331299</b>	L= 477
			→	☐; → 10/01; Nutzlast ab [kg] 1.000 Nutzlast bis [kg] 1.400; + ABS; für Fahrzeuge ohne verstärktes Fahrwerk		<b>24.5112-0315.3 330509</b>	L= 315
			→	→ 10/01; Nutzlast ab [kg] 1.000 Nutzlast bis [kg] 1.400; - ABS; für Fahrzeuge ohne verstärktes Fahrwerk	1	<b>24.5112-0340.3 330511</b>	L= 340
			→	→ 10/01; Nutzlast ab [kg] 1.000 Nutzlast bis [kg] 1.400; - ABS; für Fahrzeuge mit verstärktem Fahrwerk	1	<b>24.5112-0361.3 330649</b>	L= 360 + Halter
→	11/01→ 03/02; Nutzlast ab [kg] 1.000 Nutzlast bis [kg] 1.400; - ABS; für Fahrzeuge mit Trommelbremse an der Hinterachse	1	<b>24.5112-0361.3 330649</b>	L= 360 + Halter			
→	11/01→ 03/02; Nutzlast ab [kg] 1.000 Nutzlast bis [kg] 1.400; + ABS; für Fahrzeuge mit Scheibenbremse an der Hinterachse	2	<b>83.6401-0159.3 330746</b>	L= 160			
→	11/01→ 03/02; Nutzlast ab [kg] 1.000 Nutzlast bis [kg] 1.400; - ABS; für Fahrzeuge mit Scheibenbremse an der Hinterachse	1	<b>83.6401-0159.3 330746</b>	L= 160			
2.0	80	03/94→04/02	←	S 15866410→; → 10/01; Nutzlast ab [kg] 1.000 Nutzlast bis [kg] 1.800	2	<b>24.5112-0461.3 330616</b>	L= 460
						<b>24.5112-0466.3 330579</b>	L= 462
			←	→ S 15866409; Nutzlast ab [kg] 1.000 Nutzlast bis [kg] 1.800	2	<b>24.5112-0465.3 330526</b>	L= 465
						<b>24.5112-0466.3 330579</b>	L= 462
			←	11/01→ 03/02; Nutzlast ab [kg] 1.000 Nutzlast bis [kg] 1.800	2	<b>24.5112-0470.3 331460</b>	L= 470
						<b>24.5112-0477.3 331299</b>	L= 477
			→	☐; → 10/01; Nutzlast ab [kg] 1.000 Nutzlast bis [kg] 1.800; + ABS; für Fahrzeuge ohne verstärktes Fahrwerk		<b>24.5112-0315.3 330509</b>	L= 315
			→	→ 10/01; Nutzlast ab [kg] 1.000 Nutzlast bis [kg] 1.800; - ABS; für Fahrzeuge ohne verstärktes Fahrwerk	1	<b>24.5112-0340.3 330511</b>	L= 340
			→	11/01→ 03/02; Nutzlast ab [kg] 1.000 Nutzlast bis [kg] 1.800; - ABS; für Fahrzeuge mit Trommelbremse an der Hinterachse	1	<b>24.5112-0361.3 330649</b>	L= 360 + Halter
→	→ 10/01; Nutzlast ab [kg] 1.000 Nutzlast bis [kg] 1.800; - ABS; für Fahrzeuge mit verstärktem Fahrwerk	1	<b>24.5112-0361.3 330649</b>	L= 360 + Halter			
→	11/01→ 03/02; Nutzlast ab [kg] 1.000 Nutzlast bis [kg] 1.800; - ABS;	1	<b>83.6401-0159.3 330746</b>	L= 160			














	kw			 	! #		
<b>CITROËN - JUMPER Kasten (230L) 02/94→04/02</b>							
 <b>Bremsschlauch</b>							
2.0	80	03/94→04/02	➡	für Fahrzeuge mit Scheibenbremse an der Hinterachse			
			➡	11/01→ 03/02; Nutzlast ab [kg] 1.000 Nutzlast bis [kg] 1.800; + ABS; für Fahrzeuge mit Scheibenbremse an der Hinterachse	2	83.6401-0159.3	330746 L= 160
2.0 4x4	80	10/96→01/02	←	S 15866410→; → 10/01; Nutzlast ab [kg] 1.000 Nutzlast bis [kg] 1.800	2	24.5112-0461.3	330616 L= 460
			←	→ S 15866409; Nutzlast ab [kg] 1.000 Nutzlast bis [kg] 1.800	2	24.5112-0466.3	330579 L= 462
			←	→ S 15866409; Nutzlast ab [kg] 1.000 Nutzlast bis [kg] 1.800	2	24.5112-0465.3	330526 L= 465
			←	11/01→; Nutzlast ab [kg] 1.000 Nutzlast bis [kg] 1.800	2	24.5112-0470.3	331460 L= 470
			←	11/01→; Nutzlast ab [kg] 1.000 Nutzlast bis [kg] 1.800	2	24.5112-0477.3	331299 L= 477
			➡	☐; → 10/01; Nutzlast ab [kg] 1.000 Nutzlast bis [kg] 1.800; + ABS; für Fahrzeuge ohne verstärktes Fahrwerk		24.5112-0315.3	330509 L= 315
			➡	→ 10/01; Nutzlast ab [kg] 1.000 Nutzlast bis [kg] 1.800; - ABS; für Fahrzeuge ohne verstärktes Fahrwerk	1	24.5112-0340.3	330511 L= 340
			➡	11/01→; Nutzlast ab [kg] 1.000 Nutzlast bis [kg] 1.800; - ABS; für Fahrzeuge mit Trommelbremse an der Hinterachse	1	24.5112-0361.3	330649 L= 360 + Halter
			➡	→ 10/01; Nutzlast ab [kg] 1.000 Nutzlast bis [kg] 1.800; - ABS; für Fahrzeuge mit verstärktem Fahrwerk	1	24.5112-0361.3	330649 L= 360 + Halter
			➡	11/01→; Nutzlast ab [kg] 1.000 Nutzlast bis [kg] 1.800; + ABS; für Fahrzeuge mit Scheibenbremse an der Hinterachse	2	83.6401-0159.3	330746 L= 160
			➡	11/01→; Nutzlast ab [kg] 1.000 Nutzlast bis [kg] 1.800; - ABS; für Fahrzeuge mit Scheibenbremse an der Hinterachse	1	83.6401-0159.3	330746 L= 160
2.0 HDI	62	11/01→04/02	←	→ 03/02; Nutzlast ab [kg] 1.000 Nutzlast bis [kg] 1.800	2	24.5112-0470.3	331460 L= 470
			←	→ 03/02; Nutzlast ab [kg] 1.000 Nutzlast bis [kg] 1.800	2	24.5112-0477.3	331299 L= 477
			➡	→ 03/02; Nutzlast ab [kg] 1.000 Nutzlast bis [kg] 1.800; - ABS; für Fahrzeuge mit Trommelbremse an der Hinterachse	1	24.5112-0361.3	330649 L= 360 + Halter
			➡	→ 03/02; Nutzlast ab [kg] 1.000 Nutzlast bis [kg] 1.800; + ABS; für Fahrzeuge mit Scheibenbremse an der Hinterachse	2	83.6401-0159.3	330746 L= 160
			➡	→ 03/02; Nutzlast ab [kg] 1.000 Nutzlast bis [kg] 1.800; - ABS; für Fahrzeuge mit Scheibenbremse an der Hinterachse	1	83.6401-0159.3	330746 L= 160
2.5 D 2.5 D 4x4 2.5 TD	63 63 76	03/94→04/02 03/00→04/02 03/94→04/02	←	S 15866410→; → 10/01; Nutzlast ab [kg] 1.400 Nutzlast bis [kg] 1.800	2	24.5112-0461.3	330616 L= 460
			←	→ S 15866409; Nutzlast ab [kg] 1.400 Nutzlast bis [kg] 1.800	2	24.5112-0466.3	330579 L= 462
			←	→ S 15866409; Nutzlast ab [kg] 1.400 Nutzlast bis [kg] 1.800	2	24.5112-0465.3	330526 L= 465
			←	11/01→ 03/02; Nutzlast ab [kg] 1.400 Nutzlast bis [kg] 1.800	2	24.5112-0470.3	331460 L= 470
			←	11/01→ 03/02; Nutzlast ab [kg] 1.400 Nutzlast bis [kg] 1.800	2	24.5112-0477.3	331299 L= 477
			➡	☐; → 10/01; Nutzlast ab [kg] 1.400 Nutzlast bis [kg] 1.800; + ABS; für Fahrzeuge ohne verstärktes Fahrwerk		24.5112-0315.3	330509 L= 315
			➡	→ 10/01; Nutzlast ab [kg] 1.400 Nutzlast bis [kg] 1.800; - ABS; für Fahrzeuge ohne verstärktes Fahrwerk	1	24.5112-0340.3	330511 L= 340
			➡	→ 10/01; Nutzlast ab [kg] 1.400 Nutzlast bis [kg] 1.800; - ABS; für Fahrzeuge mit verstärktem Fahrwerk	1	24.5112-0361.3	330649 L= 360 + Halter
			➡	11/01→ 03/02; Nutzlast ab [kg] 1.400 Nutzlast bis [kg] 1.800; - ABS; für Fahrzeuge mit Trommelbremse an der Hinterachse	1	24.5112-0361.3	330649 L= 360 + Halter
			➡	11/01→ 03/02; Nutzlast ab [kg] 1.400 Nutzlast bis [kg] 1.800; + ABS; für Fahrzeuge mit Scheibenbremse an der Hinterachse	2	83.6401-0159.3	330746 L= 160
			➡	11/01→ 03/02; Nutzlast ab [kg] 1.400 Nutzlast bis [kg] 1.800; - ABS; für Fahrzeuge mit Scheibenbremse an der Hinterachse	1	83.6401-0159.3	330746 L= 160
↓							



	kw			 	! #		
<b>CITROËN - JUMPER Kasten (230L) 02/94→04/02</b>							
 <b>Bremsschlauch</b>							
2.5 TDi 2.5 TDi 4x4	79 79	12/96→11/00 03/00→11/00	←	S 15866410→; Nutzlast ab [kg] 1.400 Nutzlast bis [kg] 1.800	2	24.5112-0461.3 330616	L= 460
			←	→ S 15866409; Nutzlast ab [kg] 1.400 Nutzlast bis [kg] 1.800	2	24.5112-0466.3 330579	L= 462
			→	→ S 15866409; Nutzlast ab [kg] 1.400 Nutzlast bis [kg] 1.800	2	24.5112-0465.3 330526	L= 465
			→	→ S 15866409; Nutzlast ab [kg] 1.400 Nutzlast bis [kg] 1.800	2	24.5112-0466.3 330579	L= 462
			→	☐; Nutzlast ab [kg] 1.400 Nutzlast bis [kg] 1.800; + ABS; für Fahrzeuge ohne verstärktes Fahrwerk		24.5112-0315.3 330509	L= 315
2.8 HDi 2.8 HDi 4x4	94 94	09/00→04/02 09/00→04/02	←	→ 10/01; Nutzlast ab [kg] 1.400 Nutzlast bis [kg] 1.800	2	24.5112-0461.3 330616	L= 460
			←	→ 10/01; Nutzlast ab [kg] 1.400 Nutzlast bis [kg] 1.800	2	24.5112-0466.3 330579	L= 462
			←	11/01→ 03/02; Nutzlast ab [kg] 1.400 Nutzlast bis [kg] 1.800	2	24.5112-0470.3 331460	L= 470
			←	11/01→ 03/02; Nutzlast ab [kg] 1.400 Nutzlast bis [kg] 1.800	2	24.5112-0477.3 331299	L= 477
			→	☐; → 10/01; Nutzlast ab [kg] 1.400 Nutzlast bis [kg] 1.800; + ABS; für Fahrzeuge ohne verstärktes Fahrwerk		24.5112-0315.3 330509	L= 315
			→	→ 10/01; Nutzlast ab [kg] 1.400 Nutzlast bis [kg] 1.800; - ABS; für Fahrzeuge ohne verstärktes Fahrwerk	1	24.5112-0340.3 330511	L= 340
			→	11/01→ 03/02; Nutzlast ab [kg] 1.400 Nutzlast bis [kg] 1.800; - ABS; für Fahrzeuge mit Trommelbremse an der Hinterachse	1	24.5112-0361.3 330649	L= 360 + Halter
			→	→ 10/01; Nutzlast ab [kg] 1.400 Nutzlast bis [kg] 1.800; - ABS; für Fahrzeuge mit verstärktem Fahrwerk	1	24.5112-0361.3 330649	L= 360 + Halter
<b>CITROËN - JUMPER Kasten (244) 04/02→</b>							
 <b>Bremssattel</b>							
2.0 2.0 HDi 2.2 HDi 2.8 HDi 2.8 HDi	81 62 74 94 107	04/02→ 04/02→ 04/02→ 04/02→ 05/04→	←	☐; → 03/06; + ABS; Nutzlast ab [kg] 1.000 Nutzlast bis [kg] 1.400; 1-Kreis-Bremse		24.3481-1795.5 240768	Ø1 48 Ø2 44 - Halter
			←	☐; → 03/06; Nutzlast ab [kg] 1.000 Nutzlast bis [kg] 1.400; + ABS; 1-Kreis-Bremse		24.3481-1796.5 240769	Ø1 48 Ø2 44 - Halter
			←	☐; → 03/06; Nutzlast [kg]: 1.800; + ABS; 1-Kreis-Bremse		24.3521-1715.5 240770	Ø1 52 Ø2 46 - Halter
			←	☐; → 03/06; + ABS; Nutzlast [kg]: 1.800; 1-Kreis-Bremse		24.3521-1716.5 240771	Ø1 52 Ø2 46 - Halter
			→	☐; → 03/06; Nutzlast ab [kg] 1.000 Nutzlast bis [kg] 1.800		24.3461-1701.5 240449	Ø 46 - Halter
			→	☐; → 03/06; Nutzlast ab [kg] 1.000 Nutzlast bis [kg] 1.800		24.3461-1702.5 240450	Ø 46 - Halter
			2.0 bivalent 2.8 HDi 4x4	81 94	02/03→ 04/02→	←	☐; → 03/06; + ABS; Nutzlast ab [kg] 1.000 Nutzlast bis [kg] 1.400; 1-Kreis-Bremse
←	☐; → 03/06; Nutzlast ab [kg] 1.000 Nutzlast bis [kg] 1.400; + ABS; 1-Kreis-Bremse					24.3481-1796.5 240769	Ø1 48 Ø2 44 - Halter
←	☐; → 03/06; Nutzlast [kg]: 1.800; + ABS; 1-Kreis-Bremse					24.3521-1715.5 240770	Ø1 52 Ø2 46 - Halter
←	☐; → 03/06; + ABS; Nutzlast [kg]: 1.800; 1-Kreis-Bremse					24.3521-1716.5 240771	Ø1 52 Ø2 46 - Halter
→	☐; → 03/06					24.3461-1701.5 240449	Ø 46 - Halter
→	☐; → 03/06; Nutzlast ab [kg] 1.000 Nutzlast bis [kg] 1.800					24.3461-1701.5 240449	Ø 46 - Halter
→	☐; → 03/06					24.3461-1702.5 240450	Ø 46 - Halter
→	☐; → 03/06; Nutzlast ab [kg] 1.000 Nutzlast bis [kg] 1.800		24.3461-1702.5 240450	Ø 46 - Halter			

	kw			 	! #		
<b>CITROËN - JUMPER Kasten (244) 04/02→</b>							
 <b>Bremsschlauch</b>							
2.0	81	04/02→	←	→ 03/06; Nutzlast ab [kg] 1.000 Nutzlast bis [kg] 1.800	2	<b>24.5112-0470.3 331460</b>	L= 470
2.0 bivalent	81	02/03→				<b>24.5112-0477.3 331299</b>	L= 477
2.0 HDi	62	04/02→					
2.2 HDi	74	04/02→	→	→ 03/06; Nutzlast ab [kg] 1.000 Nutzlast bis [kg] 1.800; - ABS; für Fahrzeuge mit Trommelbremse an der Hinterachse	1	<b>24.5112-0361.3 330649</b>	L= 360 + Halter
2.8 HDi	94	04/02→					
2.8 HDi	107	05/04→	→	→ 03/06; Nutzlast ab [kg] 1.000 Nutzlast bis [kg] 1.800; + ABS; für Fahrzeuge mit Scheibenbremse an der Hinterachse	2	<b>83.6401-0159.3 330746</b>	L= 160
			→	→ 03/06; Nutzlast ab [kg] 1.000 Nutzlast bis [kg] 1.800; - ABS; für Fahrzeuge mit Trommelbremse an der Hinterachse	2	<b>83.6401-0159.3 330746</b>	L= 160
2.8 HDi 4x4	94	04/02→	←	→ 03/06; Nutzlast ab [kg] 1.000 Nutzlast bis [kg] 1.800	2	<b>24.5112-0470.3 331460</b>	L= 470
						<b>24.5112-0477.3 331299</b>	L= 477
			←	→ 03/06	2	<b>24.5112-0470.3 331460</b>	L= 470
						<b>24.5112-0477.3 331299</b>	L= 477
			→	→ 03/06; - ABS; für Fahrzeuge mit Trommelbremse an der Hinterachse	1	<b>24.5112-0361.3 330649</b>	L= 360 + Halter
			→	→ 03/06; Nutzlast ab [kg] 1.000 Nutzlast bis [kg] 1.800; - ABS; für Fahrzeuge mit Trommelbremse an der Hinterachse	1	<b>24.5112-0361.3 330649</b>	L= 360 + Halter
			→	→ 03/06; Nutzlast ab [kg] 1.000 Nutzlast bis [kg] 1.800; + ABS; für Fahrzeuge mit Scheibenbremse an der Hinterachse	2	<b>83.6401-0159.3 330746</b>	L= 160
			→	→ 03/06; Nutzlast ab [kg] 1.000 Nutzlast bis [kg] 1.800; - ABS; für Fahrzeuge mit Trommelbremse an der Hinterachse	2	<b>83.6401-0159.3 330746</b>	L= 160
			→	→ 03/06; - ABS; für Fahrzeuge mit Trommelbremse an der Hinterachse	2	<b>83.6401-0159.3 330746</b>	L= 160
			→	→ 03/06; + ABS; für Fahrzeuge mit Scheibenbremse an der Hinterachse	2	<b>83.6401-0159.3 330746</b>	L= 160
<b>CITROËN - JUMPER Pritsche/Fahrgestell 04/06→</b>							
 <b>Bremssattel</b>							
2.0 BlueHDi 110	81	04/16→	←	☐; Nutzlast leicht 16Q; Nutzlast [kg]: 1.600; nicht für erhöhte Nutzlast		<b>24.3521-1711.5 240755</b>	BRE Ø1 52 Ø2 46 - Halter
2.0 BlueHDi 130	96	04/16→					
2.0 BlueHDi 130 4x4	96	04/16→					
2.0 BlueHDi 160	120	04/16→					
2.0 BlueHDi 160 4x4	120	04/16→					
2.2 HDi 100	74	04/06→	←	☐; → 02/11; Nutzlast leicht 16Q; Nutzlast [kg]: 1.600; nicht für erhöhte Nutzlast		<b>24.3521-1711.5 240755</b>	BRE Ø1 52 Ø2 46 - Halter
			←	☐; 03/11→; Nutzlast leicht 16Q; Nutzlast [kg]: 1.600; nicht für erhöhte Nutzlast		<b>24.3521-1711.5 240755</b>	BRE Ø1 52 Ø2 46 - Halter
			←	☐; → 02/11; Nutzlast leicht 16Q; Nutzlast [kg]: 1.600; nicht für erhöhte Nutzlast		<b>24.3521-1712.5 240756</b>	BRE Ø1 52 Ø2 46 - Halter
			←	☐; Nutzlast schwer 16Q; Nutzlast [kg]: 1.600; für erhöhte Nutzlast		<b>24.3521-1713.5 240762</b>	Ø1 52 Ø2 46 - Halter
			←	☐; Nutzlast schwer 16Q; Nutzlast [kg]: 1.600; für erhöhte Nutzlast		<b>24.3521-1714.5 240763</b>	Ø1 52 Ø2 46 - Halter
			→	☐		<b>24.3481-1811.5 240758</b>	BOS Ø 48 - Halter
			→	☐		<b>24.3481-1812.5 240759</b>	BOS Ø 48 - Halter
2.2 HDi 110	81	07/11→	←	☐; Nutzlast leicht 16Q; Nutzlast [kg]: 1.600; nicht für erhöhte Nutzlast		<b>24.3521-1711.5 240755</b>	BRE Ø1 52 Ø2 46 - Halter
2.2 HDi 130	96	07/11→					
2.2 HDi 150	110	07/11→					
3.0 HDi 180	130	07/11→	←	☐; Nutzlast schwer 16Q; Nutzlast [kg]: 1.600; für erhöhte Nutzlast		<b>24.3521-1713.5 240762</b>	Ø1 52 Ø2 46 - Halter
			←	☐; Nutzlast schwer 16Q; Nutzlast [kg]: 1.600; für erhöhte Nutzlast		<b>24.3521-1714.5 240763</b>	Ø1 52 Ø2 46 - Halter
			→	☐		<b>24.3481-1811.5 240758</b>	BOS Ø 48 - Halter
			→	☐		<b>24.3481-1812.5 240759</b>	BOS Ø 48 - Halter
↓							

**CITROËN - JUMPER Pritsche/Fahrgestell 04/06→**

**Bremssattel**

2.2 HDi 120 3.0 HDi 145 3.0 HDi 160	88 107 116	04/06→ 07/10→ 09/06→	←	☐; 03/11→; Nutzlast leicht 16Q; Nutzlast [kg]: 1.600; nicht für erhöhte Nutzlast	24.3521-1711.5	240755	BRE Ø1 52 Ø2 46 - Halter
			←	☐; → 02/11; Nutzlast leicht 16Q; Nutzlast [kg]: 1.600; nicht für erhöhte Nutzlast	24.3521-1711.5	240755	BRE Ø1 52 Ø2 46 - Halter
			←	☐; → 02/11; Nutzlast leicht 16Q; Nutzlast [kg]: 1.600; nicht für erhöhte Nutzlast	24.3521-1712.5	240756	BRE Ø1 52 Ø2 46 - Halter
			←	☐; Nutzlast schwer 16Q; Nutzlast [kg]: 1.600; für erhöhte Nutzlast	24.3521-1713.5	240762	Ø1 52 Ø2 46 - Halter
			←	☐; Nutzlast schwer 16Q; Nutzlast [kg]: 1.600; für erhöhte Nutzlast	24.3521-1714.5	240763	Ø1 52 Ø2 46 - Halter
			→	☐; Nutzlast ab [kg] 1.200 Nutzlast bis [kg] 2.000; light/heavy	24.3481-1811.5	240758	BOS Ø 48 - Halter
			→	☐; Nutzlast ab [kg] 1.200 Nutzlast bis [kg] 2.000; light/heavy	24.3481-1812.5	240759	BOS Ø 48 - Halter

**Bremsschlauch**










2.0 BlueHDi 110 2.0 BlueHDi 130 2.0 BlueHDi 130 4x4 2.0 BlueHDi 160 2.0 BlueHDi 160 4x4	81 96 96 120 120	04/16→ 04/16→ 04/16→ 04/16→ 04/16→	←		2	24.5112-0492.3	331217	L= 492	
			→	kurzer Radstand	2	24.5112-0417.3	331298	L= 417	
			→	langer Radstand	2	83.7101-9489.3	330906	L= 488,5	
			→						
2.2 HDi 100 2.2 HDi 110 2.2 HDi 120 2.2 HDi 130 2.2 HDi 150 3.0 HDi 145 3.0 HDi 160 3.0 HDi 180	74 81 88 96 110 107 116 130	04/06→ 07/11→ 04/06→ 07/11→ 07/11→ 07/10→ 09/06→ 07/11→	←						
			←						
			←						
			←						
			←						
			←						
			←						








**CITROËN - JUMPER Pritsche/Fahrgestell (230) 03/94→04/02**

**Bremssattel**










1.9 TD 1.9 TD	66 68	03/94→04/02 03/94→04/02	←	☐; → 10/01; Nutzlast ab [kg] 1.000 Nutzlast bis [kg] 1.400; - ABS	24.3481-1719.5	240155	TRW Ø1 40 Ø2 48 - Halter
			←	☐; → 10/01; Nutzlast ab [kg] 1.000 Nutzlast bis [kg] 1.400; - ABS	24.3481-1720.5	240156	TRW Ø1 40 Ø2 48 - Halter
			←	☐; 11/01→ 03/02; Nutzlast ab [kg] 1.000 Nutzlast bis [kg] 1.400; + ABS	24.3481-1795.5	240768	Ø1 48 Ø2 44 - Halter
			←	☐; 11/01→ 03/02; Nutzlast ab [kg] 1.000 Nutzlast bis [kg] 1.400; + ABS	24.3481-1796.5	240769	Ø1 48 Ø2 44 - Halter
			→	☐; 11/01→ 03/02; Nutzlast ab [kg] 1.000 Nutzlast bis [kg] 1.400	24.3461-1701.5	240449	Ø 46 - Halter
			→	☐; 11/01→ 03/02; Nutzlast ab [kg] 1.000 Nutzlast bis [kg] 1.400	24.3461-1702.5	240450	Ø 46 - Halter
			→				
2.0	80	03/94→04/02	←	☐; → 10/01; Nutzlast ab [kg] 1.000 Nutzlast bis [kg] 1.400; - ABS	24.3481-1719.5	240155	TRW Ø1 40 Ø2 48 - Halter
			←	☐; → 10/01; Nutzlast ab [kg] 1.000 Nutzlast bis [kg] 1.400; - ABS	24.3481-1720.5	240156	TRW Ø1 40 Ø2 48 - Halter
			←	☐; 11/01→ 03/02; Nutzlast ab [kg] 1.000 Nutzlast bis [kg] 1.400; + ABS	24.3481-1795.5	240768	Ø1 48 Ø2 44 - Halter
			←	☐; 11/01→ 03/02; Nutzlast ab [kg] 1.000 Nutzlast bis [kg] 1.400; + ABS	24.3481-1796.5	240769	Ø1 48 Ø2 44 - Halter
			←	☐; 11/01→ 03/02; Nutzlast [kg]: 1.800; + ABS	24.3521-1715.5	240770	Ø1 52 Ø2 46 - Halter
			←	☐; 11/01→ 03/02; Nutzlast [kg]: 1.800; + ABS	24.3521-1716.5	240771	Ø1 52 Ø2 46 - Halter
			→	☐; 11/01→ 03/02; Nutzlast ab [kg] 1.000 Nutzlast bis [kg] 1.800	24.3461-1701.5	240449	Ø 46 - Halter
			→	☐; 11/01→ 03/02; Nutzlast ab [kg] 1.000 Nutzlast bis [kg] 1.800	24.3461-1702.5	240450	Ø 46 - Halter
2.5 D 2.5 D 4x4	63 63	03/94→04/02 03/00→04/02	←	☐; → 10/01; Nutzlast [kg]: 1.400; - ABS	24.3481-1719.5	240155	TRW Ø1 40 Ø2 48 - Halter
			←	☐; → 10/01; Nutzlast [kg]: 1.400; - ABS	24.3481-1720.5	240156	TRW Ø1 40 Ø2 48 - Halter
			←	☐; 11/01→ 03/02; Nutzlast [kg]: 1.400; + ABS	24.3481-1795.5	240768	Ø1 48 Ø2 44 - Halter
			←	☐; 11/01→ 03/02; Nutzlast [kg]: 1.400; + ABS	24.3481-1796.5	240769	Ø1 48 Ø2 44 - Halter
			←	☐; 11/01→ 03/02; Nutzlast [kg]: 1.800; + ABS	24.3521-1715.5	240770	Ø1 52 Ø2 46 - Halter
			←	☐; 11/01→ 03/02; Nutzlast [kg]: 1.800; + ABS	24.3521-1716.5	240771	Ø1 52 Ø2 46 - Halter



	kw			 	! #			
<b>CITROËN - JUMPER Pritsche/Fahrgestell (230) 03/94 → 04/02</b>								
 <b>Bremssattel</b>								
2.5 D 2.5 D 4x4	63	03/94 → 04/02	➔	☐; 11/01 → 03/02; Nutzlast ab [kg] 1.400 Nutzlast bis [kg] 1.800		24.3461-1701.5 240449	Ø 46 - Halter	
	63	03/00 → 04/02	➔	☐; 11/01 → 03/02; Nutzlast ab [kg] 1.400 Nutzlast bis [kg] 1.800		24.3461-1702.5 240450	Ø 46 - Halter	
2.5 TD 2.5 TDi 2.5 TDi 4x4	76	03/94 → 04/02	➔	☐; → 10/01; Nutzlast [kg]: 1.400; - ABS		24.3481-1711.5 240129	TRW Ø1 40 Ø2 48 - Halter	
	79	12/96 → 04/02	➔	☐; → 10/01; Nutzlast [kg]: 1.400; - ABS		24.3481-1712.5 240130	TRW Ø1 40 Ø2 48 - Halter	
	79	03/00 → 04/02	➔	☐; 11/01 → 03/02; Nutzlast [kg]: 1.400; + ABS		24.3481-1795.5 240768	Ø1 48 Ø2 44 - Halter	
			➔	☐; 11/01 → 03/02; Nutzlast [kg]: 1.400; + ABS		24.3481-1796.5 240769	Ø1 48 Ø2 44 - Halter	
				➔	☐; 11/01 → 03/02; Nutzlast [kg]: 1.800; + ABS		24.3521-1715.5 240770	Ø1 52 Ø2 46 - Halter
				➔	☐; 11/01 → 03/02; Nutzlast [kg]: 1.800; + ABS		24.3521-1716.5 240771	Ø1 52 Ø2 46 - Halter
				➔	☐; 11/01 → 03/02; Nutzlast ab [kg] 1.400 Nutzlast bis [kg] 1.800		24.3461-1701.5 240449	Ø 46 - Halter
				➔	☐; 11/01 → 03/02; Nutzlast ab [kg] 1.400 Nutzlast bis [kg] 1.800		24.3461-1702.5 240450	Ø 46 - Halter
2.8 D	64	01/99 → 02/02	➔	☐; → S 16206253; Nutzlast [kg]: 1.400; - ABS		24.3481-1711.5 240129 24.3481-1719.5 240155	TRW Ø1 40 Ø2 48 - Halter TRW Ø1 40 Ø2 48 - Halter	
			➔	☐; → S 16206253; Nutzlast [kg]: 1.400; - ABS		24.3481-1712.5 240130 24.3481-1720.5 240156	TRW Ø1 40 Ø2 48 - Halter TRW Ø1 40 Ø2 48 - Halter	
			➔	☐; S 16204256 →; Nutzlast [kg]: 1.400; + ABS		24.3481-1795.5 240768	Ø1 48 Ø2 44 - Halter	
			➔	☐; S 16204256 →; Nutzlast [kg]: 1.400; + ABS		24.3481-1796.5 240769	Ø1 48 Ø2 44 - Halter	
			➔	☐; S 16194400 →; Nutzlast [kg]: 1.800; + ABS		24.3521-1715.5 240770	Ø1 52 Ø2 46 - Halter	
			➔	☐; S 16194400 →; Nutzlast [kg]: 1.800; + ABS		24.3521-1716.5 240771	Ø1 52 Ø2 46 - Halter	
			➔	☐; S 16194400 →; Nutzlast ab [kg] 1.400 Nutzlast bis [kg] 1.800		24.3461-1701.5 240449	Ø 46 - Halter	
			➔	☐; S 16194400 →; Nutzlast ab [kg] 1.400 Nutzlast bis [kg] 1.800		24.3461-1702.5 240450	Ø 46 - Halter	
2.8 HDi	94	09/00 → 04/02	➔	☐; → 10/01; Nutzlast [kg]: 1.400; - ABS		24.3481-1711.5 240129	TRW Ø1 40 Ø2 48 - Halter	
			➔	☐; → 10/01; Nutzlast [kg]: 1.400; - ABS		24.3481-1712.5 240130	TRW Ø1 40 Ø2 48 - Halter	
			➔	☐; 11/01 → 03/02; Türenanzahl: 1400; + ABS		24.3481-1795.5 240768	Ø1 48 Ø2 44 - Halter	
			➔	☐; 11/01 → 03/02; Türenanzahl: 1400; + ABS		24.3481-1796.5 240769	Ø1 48 Ø2 44 - Halter	
			➔	☐; 11/01 → 03/02; Nutzlast [kg]: 1.800; + ABS		24.3521-1715.5 240770	Ø1 52 Ø2 46 - Halter	
			➔	☐; 11/01 → 03/02; Nutzlast [kg]: 1.800; + ABS		24.3521-1716.5 240771	Ø1 52 Ø2 46 - Halter	
			➔	☐; 11/01 → 03/02; Nutzlast ab [kg] 1.400 Nutzlast bis [kg] 1.800		24.3461-1701.5 240449	Ø 46 - Halter	
			➔	☐; 11/01 → 03/02; Nutzlast ab [kg] 1.400 Nutzlast bis [kg] 1.800		24.3461-1702.5 240450	Ø 46 - Halter	
<b>Zubehörsatz, Bremssattel</b>								
1.9 TD	66	03/94 → 04/02		→ 10/01; Nutzlast ab [kg] 1.000 Nutzlast bis [kg] 1.400; + ABS		24.0101-4804.2 260050	TRW	
1.9 TD	68	03/94 → 04/02						
2.0	80	03/94 → 04/02						
2.5 D	63	03/94 → 04/02		→ 10/01; Nutzlast [kg]: 1.400; + ABS		24.0101-4804.2 260050	TRW	
2.5 D 4x4	63	03/00 → 04/02						
2.8 D	64	01/99 → 02/02		→ S 16206253; Nutzlast [kg]: 1.400; + ABS		24.0101-4804.2 260050	TRW	
 <b>Bremsschlauch</b>								
1.9 TD 1.9 TD	66 68	03/94 → 04/02 03/94 → 04/02	➔	S 15866410 →; → 10/01; Nutzlast ab [kg] 1.000 Nutzlast bis [kg] 1.400	2	24.5112-0461.3 330616 24.5112-0466.3 330579	L= 460 L= 462	
			➔	→ S 15866409; Nutzlast ab [kg] 1.000 Nutzlast bis [kg] 1.400	2	24.5112-0465.3 330526 24.5112-0466.3 330579	L= 465 L= 462	
			➔	11/01 → 03/02; Nutzlast ab [kg] 1.000 Nutzlast bis [kg] 1.400	2	24.5112-0470.3 331460 24.5112-0477.3 331299	L= 470 L= 477	
			➔	☐; → 10/01; Nutzlast ab [kg] 1.000 Nutzlast bis [kg] 1.400; + ABS; für Fahrzeuge ohne verstärktes Fahrwerk		24.5112-0315.3 330509	L= 315	
			➔	11/01 → 03/02; Nutzlast ab [kg] 1.000 Nutzlast bis [kg] 1.400; - ABS;	1	24.5112-0340.3 330511	L= 340	
↓								

	kw			 	! #			
<b>CITROËN - JUMPER Pritsche/Fahrgestell (230) 03/94 → 04/02</b>								
<b>Bremsschlauch</b>								
1.9 TD 1.9 TD	66 68	03/94 → 04/02 03/94 → 04/02	➔	für Fahrzeuge mit Trommelbremse an der Hinterachse				
			➔	→ 10/01; Nutzlast ab [kg] 1.000 Nutzlast bis [kg] 1.400; - ABS; für Fahrzeuge ohne verstärktes Fahrwerk	1	24.5112-0340.3	330511	L= 340
			➔	→ 10/01; Nutzlast ab [kg] 1.000 Nutzlast bis [kg] 1.400; - ABS; für Fahrzeuge mit verstärktem Fahrwerk	1	24.5112-0361.3	330649	L= 360 + Halter
			➔	11/01 → 03/02; Nutzlast ab [kg] 1.000 Nutzlast bis [kg] 1.400; + ABS; für Fahrzeuge mit Scheibenbremse an der Hinterachse	2	83.6401-0159.3	330746	L= 160
			➔	11/01 → 03/02; Nutzlast ab [kg] 1.000 Nutzlast bis [kg] 1.400; - ABS; für Fahrzeuge mit Scheibenbremse an der Hinterachse	2	83.6401-0159.3	330746	L= 160
2.0	80	03/94 → 04/02	←	S 15866410 →; → 10/01; Nutzlast ab [kg] 1.000 Nutzlast bis [kg] 1.800	2	24.5112-0461.3	330616	L= 460
						24.5112-0466.3	330579	L= 462
			←	→ S 15866409; Nutzlast ab [kg] 1.000 Nutzlast bis [kg] 1.800	2	24.5112-0465.3	330526	L= 465
						24.5112-0466.3	330579	L= 462
			←	11/01 → 03/02; Nutzlast ab [kg] 1.000 Nutzlast bis [kg] 1.800	2	24.5112-0470.3	331460	L= 470
						24.5112-0477.3	331299	L= 477
			➔	☐; → 10/01; Nutzlast ab [kg] 1.000 Nutzlast bis [kg] 1.800; + ABS; für Fahrzeuge ohne verstärktes Fahrwerk		24.5112-0315.3	330509	L= 315
			➔	→ 10/01; Nutzlast ab [kg] 1.000 Nutzlast bis [kg] 1.800; - ABS; für Fahrzeuge ohne verstärktes Fahrwerk	1	24.5112-0340.3	330511	L= 340
			➔	11/01 → 03/02; Nutzlast ab [kg] 1.000 Nutzlast bis [kg] 1.800; - ABS; für Fahrzeuge mit Trommelbremse an der Hinterachse	1	24.5112-0340.3	330511	L= 340
			➔	→ 10/01; Nutzlast ab [kg] 1.000 Nutzlast bis [kg] 1.800; - ABS; für Fahrzeuge mit verstärktem Fahrwerk	1	24.5112-0361.3	330649	L= 360 + Halter
2.5 D 2.5 D 4x4 2.5 TD 2.5 TDi 2.5 TDi 4x4	63 63 76 79 79	03/94 → 04/02 03/00 → 04/02 03/94 → 04/02 12/96 → 04/02 03/00 → 04/02	←	S 15866410 →; → 10/01; Nutzlast ab [kg] 1.400 Nutzlast bis [kg] 1.800	2	24.5112-0461.3	330616	L= 460
						24.5112-0466.3	330579	L= 462
			←	→ S 15866409; Nutzlast ab [kg] 1.400 Nutzlast bis [kg] 1.800	2	24.5112-0465.3	330526	L= 465
						24.5112-0466.3	330579	L= 462
			←	11/01 → 03/02; Nutzlast ab [kg] 1.400 Nutzlast bis [kg] 1.800	2	24.5112-0470.3	331460	L= 470
						24.5112-0477.3	331299	L= 477
			➔	☐; → 10/01; Nutzlast ab [kg] 1.400 Nutzlast bis [kg] 1.800; + ABS; für Fahrzeuge ohne verstärktes Fahrwerk		24.5112-0315.3	330509	L= 315
			➔	→ 10/01; Nutzlast ab [kg] 1.400 Nutzlast bis [kg] 1.800; - ABS; für Fahrzeuge ohne verstärktes Fahrwerk	1	24.5112-0340.3	330511	L= 340
			➔	11/01 → 03/02; Nutzlast ab [kg] 1.400 Nutzlast bis [kg] 1.800; - ABS; für Fahrzeuge mit Trommelbremse an der Hinterachse	1	24.5112-0340.3	330511	L= 340
			➔	→ 10/01; Nutzlast ab [kg] 1.400 Nutzlast bis [kg] 1.800; - ABS; für Fahrzeuge mit verstärktem Fahrwerk	1	24.5112-0361.3	330649	L= 360 + Halter
2.8 D	64	01/99 → 02/02	←	S 15866410 →; Nutzlast ab [kg] 1.400 Nutzlast bis [kg] 1.800	2	24.5112-0461.3	330616	L= 460
						24.5112-0466.3	330579	L= 462
			←	→ S 15866409; Nutzlast ab [kg] 1.400 Nutzlast bis [kg] 1.800	2	24.5112-0465.3	330526	L= 465
						24.5112-0466.3	330579	L= 462



	kw			 	! #		
<b>CITROËN - JUMPER Pritsche/Fahrgestell (230) 03/94 → 04/02</b>							
 <b>Bremsschlauch</b>							
2.8 D	64	01/99 → 02/02	←	S 16205353 →; Nutzlast ab [kg] 1.400 Nutzlast bis [kg] 1.800	2	24.5112-0470.3 331460	L= 470
						24.5112-0477.3 331299	L= 477
			→	☐; → S 16206253; Nutzlast ab [kg] 1.400 Nutzlast bis [kg] 1.800; + ABS; für Fahrzeuge ohne verstärktes Fahrwerk		24.5112-0315.3 330509	L= 315
			→	S 16205353 →; Nutzlast ab [kg] 1.400 Nutzlast bis [kg] 1.800; - ABS; für Fahrzeuge mit Trommelbremse an der Hinterachse	1	24.5112-0340.3 330511	L= 340
			→	→ S 16206244; Nutzlast ab [kg] 1.400 Nutzlast bis [kg] 1.800; - ABS; für Fahrzeuge ohne verstärktes Fahrwerk	1	24.5112-0340.3 330511	L= 340
			→	→ S 16206244; Nutzlast ab [kg] 1.400 Nutzlast bis [kg] 1.800; - ABS; für Fahrzeuge mit verstärktem Fahrwerk	1	24.5112-0361.3 330649	L= 360 + Halter
			→	S 16194400 →; Nutzlast ab [kg] 1.400 Nutzlast bis [kg] 1.800; + ABS; für Fahrzeuge mit Scheibenbremse an der Hinterachse	2	83.6401-0159.3 330746	L= 160
			→	S 16205353 →; Nutzlast ab [kg] 1.400 Nutzlast bis [kg] 1.800; - ABS; für Fahrzeuge mit Scheibenbremse an der Hinterachse	2	83.6401-0159.3 330746	L= 160
2.8 HDi	94	09/00 → 04/02	←	→ 10/01; Nutzlast ab [kg] 1.400 Nutzlast bis [kg] 1.800	2	24.5112-0461.3 330616	L= 460
						24.5112-0466.3 330579	L= 462
			←	11/01 → 03/02; Nutzlast ab [kg] 1.400 Nutzlast bis [kg] 1.800	2	24.5112-0470.3 331460	L= 470
						24.5112-0477.3 331299	L= 477
			→	☐; → 10/01; Nutzlast ab [kg] 1.400 Nutz- last bis [kg] 1.800; + ABS; für Fahrzeuge ohne verstärktes Fahrwerk		24.5112-0315.3 330509	L= 315
			→	11/01 → 03/02; Nutzlast ab [kg] 1.400 Nutzlast bis [kg] 1.800; - ABS; für Fahrzeuge mit Trommelbremse an der Hinterachse	1	24.5112-0340.3 330511	L= 340
			→	→ 10/01; Nutzlast ab [kg] 1.400 Nutzlast bis [kg] 1.800; - ABS; für Fahrzeuge ohne verstärktes Fahrwerk	1	24.5112-0340.3 330511	L= 340
			→	→ 10/01; Nutzlast ab [kg] 1.400 Nutzlast bis [kg] 1.800; - ABS; für Fahrzeuge mit verstärktem Fahrwerk	1	24.5112-0361.3 330649	L= 360 + Halter
			11/01 → 03/02; Nutzlast ab [kg] 1.400 Nutzlast bis [kg] 1.800; - ABS; für Fahrzeuge mit Scheibenbremse an der Hinterachse	2	83.6401-0159.3 330746	L= 160	
			11/01 → 03/02; Nutzlast ab [kg] 1.400 Nutzlast bis [kg] 1.800; + ABS; für Fahrzeuge mit Scheibenbremse an der Hinterachse	2	83.6401-0159.3 330746	L= 160	
<b>CITROËN - JUMPER Pritsche/Fahrgestell (244) 02/02 →</b>							
 <b>Bremssattel</b>							
2.0 HDi 2.2 HDi 2.8 HDi 2.8 HDi	62 74 94 107	04/02 → 04/02 → 04/02 → 05/04 →	←	☐; → 03/06; Nutzlast ab [kg] 1.000 Nutz- last bis [kg] 1.400; + ABS; 1-Kreis-Bremse		24.3481-1795.5 240768	Ø1 48 Ø2 44 - Halter
			←	☐; → 03/06; Nutzlast ab [kg] 1.000 Nutz- last bis [kg] 1.400; + ABS; 1-Kreis-Bremse		24.3481-1796.5 240769	Ø1 48 Ø2 44 - Halter
			←	☐; → 03/06; Nutzlast [kg]: 1.800; + ABS; 1-Kreis-Bremse		24.3521-1715.5 240770	Ø1 52 Ø2 46 - Halter
			←	☐; → 03/06; Nutzlast [kg]: 1.800; + ABS; 1-Kreis-Bremse		24.3521-1716.5 240771	Ø1 52 Ø2 46 - Halter
			→	☐; → 03/06; Nutzlast ab [kg] 1.000 Nutz- last bis [kg] 1.800		24.3461-1701.5 240449	Ø 46 - Halter
			→	☐; → 03/06; Nutzlast ab [kg] 1.000 Nutz- last bis [kg] 1.800		24.3461-1702.5 240450	Ø 46 - Halter
			2.2 HDi	74	02/02 → 06/06	←	☐; 04/02 → 03/06; Nutzlast ab [kg] 1.000 Nutzlast bis [kg] 1.400; + ABS; 1-Kreis-Bremse
←	☐; 04/02 → 03/06; Nutzlast ab [kg] 1.000 Nutzlast bis [kg] 1.400; + ABS; 1-Kreis-Bremse					24.3481-1796.5 240769	Ø1 48 Ø2 44 - Halter
←	☐; 04/02 → 03/06; Nutzlast [kg]: 1.800; + ABS; 1-Kreis-Bremse					24.3521-1715.5 240770	Ø1 52 Ø2 46 - Halter



**CITROËN - JUMPER Pritsche/Fahrgestell (244) 02/02 →**

**Bremssattel**

2.2 HDi	74	02/02→06/06	←	☐; 04/02→ 03/06; Nutzlast [kg]: 1.800; + ABS; 1-Kreis-Bremse	24.3521-1716.5	240771	Ø 152 Ø2 46 - Halter
			→	☐; 04/02→ 03/06; Nutzlast ab [kg] 1.000 Nutzlast bis [kg] 1.800	24.3461-1701.5	240449	Ø 46 - Halter
			→	☐; 04/02→ 03/06; Nutzlast ab [kg] 1.000 Nutzlast bis [kg] 1.800	24.3461-1702.5	240450	Ø 46 - Halter
2.8 HDi 4x4	94	02/02→06/06	→	☐; 04/02→ 03/06	24.3461-1701.5	240449	Ø 46 - Halter
			→	☐; 04/02→ 03/06	24.3461-1702.5	240450	Ø 46 - Halter

**Bremsschlauch**

2.0 HDi 2.2 HDi 2.8 HDi 2.8 HDi	62 74 94 107	04/02→ 04/02→ 04/02→ 05/04→	←	→ 03/06; Nutzlast ab [kg] 1.000 Nutzlast bis [kg] 1.800	2	24.5112-0470.3	331460	L= 470
			→	→ 03/06; Nutzlast ab [kg] 1.000 Nutzlast bis [kg] 1.800; - ABS; für Fahrzeuge mit Trommelbremse an der Hinterachse	1	24.5112-0361.3	330649	L= 360 + Halter
			→	→ 03/06; Nutzlast ab [kg] 1.000 Nutzlast bis [kg] 1.800; + ABS; für Fahrzeuge mit Scheibenbremse an der Hinterachse	2	83.6401-0159.3	330746	L= 160
			→	→ 03/06; Nutzlast ab [kg] 1.000 Nutzlast bis [kg] 1.800; - ABS; für Fahrzeuge mit Trommelbremse an der Hinterachse	2	83.6401-0159.3	330746	L= 160
			←	04/02→ 03/06; Nutzlast ab [kg] 1.000 Nutzlast bis [kg] 1.800	2	24.5112-0470.3	331460	L= 470
2.2 HDi	74	02/02→06/06	→	04/02→ 03/06; Nutzlast ab [kg] 1.000 Nutzlast bis [kg] 1.800; - ABS; für Fahrzeuge mit Trommelbremse an der Hinterachse	1	24.5112-0361.3	330649	L= 360 + Halter
			→	04/02→ 03/06; Nutzlast ab [kg] 1.000 Nutzlast bis [kg] 1.800; + ABS; für Fahrzeuge mit Scheibenbremse an der Hinterachse	2	83.6401-0159.3	330746	L= 160
			→	04/02→ 03/06; Nutzlast ab [kg] 1.000 Nutzlast bis [kg] 1.800; - ABS; für Fahrzeuge mit Trommelbremse an der Hinterachse	2	83.6401-0159.3	330746	L= 160
			←	04/02→ 03/06	2	24.5112-0470.3	331460	L= 470
2.8 HDi 4x4	94	02/02→06/06	→	04/02→ 03/06; - ABS; für Fahrzeuge mit Trommelbremse an der Hinterachse	1	24.5112-0361.3	330649	L= 360 + Halter
			→	04/02→ 03/06; + ABS; für Fahrzeuge mit Scheibenbremse an der Hinterachse	2	83.6401-0159.3	330746	L= 160
			→	04/02→ 03/06; - ABS; für Fahrzeuge mit Trommelbremse an der Hinterachse	2	83.6401-0159.3	330746	L= 160
			←	04/02→ 03/06	2	24.5112-0470.3	331460	L= 470





































**CITROËN - JUMPY (U6U) 06/94→12/06**

**Bremssattel**

1.6	58	10/95→08/00	←	☐; →Orga 09792	24.3571-1709.5	240153	TRW Ø 57 - Halter
1.9 TD	66	10/95→08/00	←	☐; →Orga 09792	24.3571-1710.5	240154	TRW Ø 57 - Halter
1.9 TD	68	04/96→11/03	←	☐; →Orga 09792	24.3571-1710.5	240154	TRW Ø 57 - Halter
2.0	100	04/00→12/06	←	☐; Orga 09793→	24.3601-1711.7	220607	TRW Ø 60 - Halter
2.0 HDi 110	80	03/00→10/06	←	☐; Orga 09793→	24.3601-1712.7	220608	TRW Ø 60 - Halter
2.0 HDi 95	69	10/99→10/06	←	☐; Orga 09793→	24.3601-1712.7	220608	TRW Ø 60 - Halter
2.0 i 16V	102	03/00→10/06	←	☐; Orga 09793→	24.3601-1712.7	220608	TRW Ø 60 - Halter
1.9 D	51	10/95→08/98	←	☐; →Orga 09155	24.3571-1709.5	240153	TRW Ø 57 - Halter
1.9 D 70	51	04/98→11/03	←	☐; →Orga 09155	24.3571-1710.5	240154	TRW Ø 57 - Halter
			←	☐; Orga 09156→	24.3571-1711.5	240159	BDX Ø 57 - Halter
			←	☐; Orga 09156→	24.3571-1712.5	240160	BDX Ø 57 - Halter

**Bremsschlauch**

1.6	58	10/95→08/00	←	Orga 09793→	2	24.5111-0462.3	330555	L= 460
1.9 TD	66	10/95→08/00	←	→Orga 09792	2	24.5118-0471.3	330528	L= 473
1.9 TD	68	04/96→11/03	←	→Orga 09792	2	24.5118-0471.3	330528	L= 473
2.0	100	04/00→12/06	→		2	24.5229-0251.3	330535	L= 250
2.0 HDi 110	80	03/00→10/06	→					
2.0 HDi 95	69	10/99→10/06	→					
2.0 i 16V	102	03/00→10/06	→					
↓								

	kw			 	! #			
<b>CITROËN - JUMPY (U6U) 06/94→12/06</b>								
 <b>Bremsschlauch</b>								
1.9 D 1.9 D 70	51 51	10/95→08/98 04/98→11/03	← →		2 2	24.5118-0471.3 24.5229-0251.3	330528 330535	L= 473 L= 250
<b>CITROËN - JUMPY (VF7) 01/07→</b>								
 <b>Bremssattel</b>								
1.6 HDi 90 16V 1.6 HDi 90 8V	66 66	01/07→ 01/07→	← ←	 		24.3451-1725.5 24.3451-1726.5	240619 240620	TRW Ø1 45 Ø2 48 - Halter TRW Ø1 45 Ø2 48 - Halter
			←			24.3481-1785.5	240595	TRW Ø1 45 Ø2 48 - Halter
			←			24.3481-1786.5	240596	TRW Ø1 45 Ø2 48 - Halter
			→			24.3414-1715.5	240589	TRW Ø 41 - Halter
			→			24.3414-1716.5	240590	TRW Ø 41 - Halter
2.0 HDi 120 2.0 HDi 125 2.0 HDi 140 2.0 HDi 165 2.0 HDi 95	88 94 100 120 72	01/07→ 07/11→ 01/07→ 07/10→ 07/11→	← ← → →	   		24.3481-1785.5 24.3481-1786.5 24.3414-1715.5 24.3414-1716.5	240595 240596 240589 240590	TRW Ø1 45 Ø2 48 - Halter TRW Ø1 45 Ø2 48 - Halter TRW Ø 41 - Halter TRW Ø 41 - Halter
2.0 i	103	01/07→	← ← → →	   		24.3481-1785.5 24.3481-1786.5 24.3414-1715.5 24.3414-1716.5	240595 240596 240589 240590	TRW Ø1 45 Ø2 48 - Halter TRW Ø1 45 Ø2 48 - Halter TRW Ø 41 - Halter TRW Ø 41 - Halter
 <b>Bremsschlauch</b>								
1.6 HDi 90 16V 1.6 HDi 90 8V 2.0 HDi 120 2.0 HDi 140 2.0 i	66 66 88 100 103	01/07→ 01/07→ 01/07→ 01/07→ 01/07→	← → →		2 2 2	24.5144-0455.3 24.5239-0240.3 24.5239-0355.3	331201 331170 331243	L= 455 L= 240 L= 355
2.0 HDi 125 2.0 HDi 165 2.0 HDi 95	94 120 72	07/11→ 07/10→ 07/11→	← → →		2 2 2	24.5144-0455.3 24.5239-0240.3 24.5239-0355.3	331201 331170 331243	L= 455 L= 240 L= 355
<b>CITROËN - JUMPY Kasten 01/07→</b>								
 <b>Bremssattel</b>								
1.6 HDi 90 16V 1.6 HDi 90 8V	66 66	01/07→ 01/07→	← ←	 		24.3451-1725.5 24.3451-1726.5	240619 240620	TRW Ø1 45 Ø2 48 - Halter TRW Ø1 45 Ø2 48 - Halter
			←			24.3481-1785.5	240595	TRW Ø1 45 Ø2 48 - Halter
			←			24.3481-1786.5	240596	TRW Ø1 45 Ø2 48 - Halter
			→			24.3414-1715.5	240589	TRW Ø 41 - Halter
			→			24.3414-1716.5	240590	TRW Ø 41 - Halter
2.0 HDi 120 2.0 HDi 120 4x4 2.0 HDi 125 2.0 HDi 125 4x4 2.0 HDi 140 2.0 HDi 165 2.0 HDi 95	88 88 94 94 100 120 72	01/07→ 01/10→ 07/11→ 07/11→ 01/07→ 07/10→ 07/11→	← ← → → →	   		24.3481-1785.5 24.3481-1786.5 24.3414-1715.5 24.3414-1716.5	240595 240596 240589 240590	TRW Ø1 45 Ø2 48 - Halter TRW Ø1 45 Ø2 48 - Halter TRW Ø 41 - Halter TRW Ø 41 - Halter
2.0 i	103	01/07→	← ← → →	   		24.3481-1785.5 24.3481-1786.5 24.3414-1715.5 24.3414-1716.5	240595 240596 240589 240590	TRW Ø1 45 Ø2 48 - Halter TRW Ø1 45 Ø2 48 - Halter TRW Ø 41 - Halter TRW Ø 41 - Halter

**CITROËN - JUMPY Kasten 01/07→**

**Bremsschlauch**

1.6 HDi 90 16V	66	01/07→	←		2	24.5144-0455.3	331201	L= 455
1.6 HDi 90 8V	66	01/07→	→	Orga 10934→; kurzer Radstand	2	24.5239-0240.3	331170	L= 240
2.0 HDi 120	88	01/07→	→	Orga 10934→; langer Radstand	2	24.5239-0355.3	331243	L= 355
2.0 HDi 140	100	01/07→						
2.0 i	103	01/07→						
2.0 HDi 120 4x4	88	01/10→	←		2	24.5144-0455.3	331201	L= 455
2.0 HDi 125	94	07/11→	→	kurzer Radstand	2	24.5239-0240.3	331170	L= 240
2.0 HDi 125 4x4	94	07/11→	→	langer Radstand	2	24.5239-0355.3	331243	L= 355
2.0 HDi 165	120	07/10→						
2.0 HDi 95	72	07/11→						

**CITROËN - JUMPY Kasten (BS\_, BT\_, BY\_, BZ\_) 06/94→10/06**

**Bremssattel**

1.6 i	58	10/95→08/00	←	☐; →Orga 09792; Nutzlast ab [kg] 800 Nutzlast bis [kg] 900	24.3571-1709.5	240153	TRW Ø 57 - Halter
2.0	100	04/00→10/06	←	☐; →Orga 09792; Nutzlast ab [kg] 800 Nutzlast bis [kg] 900	24.3571-1710.5	240154	TRW Ø 57 - Halter
2.0 HDi 110	80	01/02→10/06	←	☐; →Orga 09792; Nutzlast ab [kg] 800 Nutzlast bis [kg] 900	24.3601-1711.7	220607	TRW Ø 60 - Halter
2.0 HDi 95	69	10/99→10/06	←	☐; →Orga 09793→; Nutzlast ab [kg] 800 Nutzlast bis [kg] 900	24.3601-1712.7	220608	TRW Ø 60 - Halter
2.0 i 16V	102	03/00→10/06	←	☐; →Orga 09155; Nutzlast ab [kg] 800 Nutzlast bis [kg] 900	24.3571-1709.5	240153	TRW Ø 57 - Halter
1.9 D	51	10/95→08/98	←	☐; →Orga 09155; Nutzlast ab [kg] 800 Nutzlast bis [kg] 900	24.3571-1710.5	240154	TRW Ø 57 - Halter
1.9 D 70	51	04/98→10/06	←	☐; →Orga 09156→; Nutzlast ab [kg] 800 Nutzlast bis [kg] 900	24.3571-1711.5	240159	BDX Ø 57 - Halter
1.9 DT	65	10/95→08/00	←	☐; →Orga 09156→; Nutzlast ab [kg] 800 Nutzlast bis [kg] 900	24.3571-1712.5	240160	BDX Ø 57 - Halter
1.9 TD	66	10/95→08/00	←	☐; 01/02→; →Orga 09792; Nutzlast ab [kg] 800 Nutzlast bis [kg] 900	24.3571-1710.5	240154	TRW Ø 57 - Halter
2.0 HDi 110	80	10/01→10/06	←	☐; 01/02→; →Orga 09792; Nutzlast ab [kg] 800 Nutzlast bis [kg] 900	24.3601-1711.7	220607	TRW Ø 60 - Halter
			←	☐; 01/02→; →Orga 09793→; Nutzlast ab [kg] 800 Nutzlast bis [kg] 900	24.3601-1712.7	220608	TRW Ø 60 - Halter

**Bremsschlauch**

1.6 i	58	10/95→08/00	←	Orga 09793→	2	24.5111-0462.3	330555	L= 460
2.0	100	04/00→10/06	←	→Orga 09792	2	24.5229-0251.3	330535	L= 250
2.0 HDi 110	80	01/02→10/06	→		2	24.5229-0251.3	330535	L= 250
2.0 HDi 95	69	10/99→10/06	→		2	24.5229-0251.3	330535	L= 250
2.0 i 16V	102	03/00→10/06						
1.9 D	51	10/95→08/98	←		2	24.5229-0251.3	330535	L= 250
1.9 D 70	51	04/98→10/06	→		2	24.5229-0251.3	330535	L= 250
1.9 DT	65	10/95→08/00	→		2	24.5229-0251.3	330535	L= 250
1.9 TD	66	10/95→08/00						
2.0 HDi 110	80	10/01→10/06	←	Orga 09793→	2	24.5111-0462.3	330555	L= 460
			←	01/02→; →Orga 09792	2	24.5229-0251.3	330535	L= 250
			→	01/02→	2	24.5229-0251.3	330535	L= 250

**CITROËN - JUMPY Pritsche/Fahrgestell 07/11→**

**Bremssattel**

2.0 HDi 125	94	07/11→	←	☐	24.3481-1785.5	240595	TRW Ø1 45 Ø2 48 - Halter
			←	☐	24.3481-1786.5	240596	TRW Ø1 45 Ø2 48 - Halter
			→	☐	24.3414-1715.5	240589	TRW Ø 41 - Halter
			→	☐	24.3414-1716.5	240590	TRW Ø 41 - Halter

**Bremsschlauch**















2.0 HDi 125	94	07/11→	←		2	24.5144-0455.3	331201	L= 455
			→	kurzer Radstand	2	24.5239-0240.3	331170	L= 240
			→	langer Radstand	2	24.5239-0355.3	331243	L= 355








**CITROËN - JUMPY Pritsche/Fahrgestell (BU\_, BV\_, BW\_, BX\_) 10/99→10/06**












**Bremssattel**

1.9 TD	68	10/99→10/06	←	☐; →Orga 09792	24.3571-1709.5	240153	TRW Ø 57 - Halter
2.0 HDi 95	69	10/99→10/06	←	☐; →Orga 09792	24.3571-1710.5	240154	TRW Ø 57 - Halter







↓


































	kW					! #		
<b>CITROËN - JUMPY Pritsche/Fahrgestell (BU_, BV_, BW_, BX_) 10/99→10/06</b>								
 <b>Bremssattel</b>								
1.9 TD	68	10/99→10/06	←	☐; Orga 09793→		24.3601-1711.7	220607	TRW Ø 60 - Halter
2.0 HDi 95	69	10/99→10/06	←	☐; Orga 09793→		24.3601-1712.7	220608	TRW Ø 60 - Halter
2.0	100	12/03→10/06	←	☐		24.3601-1711.7	220607	TRW Ø 60 - Halter
2.0 HDi 110	80	12/03→10/06	←	☐		24.3601-1712.7	220608	TRW Ø 60 - Halter
2.0 HDi 110 16V	80	12/03→10/06	←	☐		24.3601-1712.7	220608	TRW Ø 60 - Halter
 <b>Bremsschlauch</b>								
1.9 TD	68	10/99→10/06	←	Orga 09793→	2	24.5111-0462.3	330555	L= 460
2.0 HDi 95	69	10/99→10/06	←	→Orga 09792	2	24.5118-0471.3	330528	L= 473
			→		2	24.5229-0251.3	330535	L= 250
2.0	100	12/03→10/06	←		2	24.5111-0462.3	330555	L= 460
2.0 HDi 110	80	12/03→10/06	←		2	24.5111-0462.3	330555	L= 460
2.0 HDi 110 16V	80	12/03→10/06	→		2	24.5229-0251.3	330535	L= 250
<b>CITROËN - NEMO Kasten (AA_) 02/08→</b>								
 <b>Bremssattel</b>								
1.3 BlueHDi 80	59	02/16→	←	☐		24.3541-1769.5	240601	BOS Ø 54 - Halter
1.3 HDi 75	55	10/10→	←	☐		24.3541-1770.5	240602	BOS Ø 54 - Halter
1.4	54	02/08→	←	☐		24.3541-1770.5	240602	BOS Ø 54 - Halter
1.4 HDi	50	02/08→	←	☐		24.3541-1770.5	240602	BOS Ø 54 - Halter
 <b>Bremsschlauch</b>								
1.3 BlueHDi 80	59	02/16→	←		2	24.5112-0402.3	331297	L= 402
1.3 HDi 75	55	10/10→	←		2	24.5112-0402.3	331297	L= 402
1.4	54	02/08→	→		2	24.5228-0181.3	331279	L= 180
1.4 HDi	50	02/08→	→		2	24.5228-0181.3	331279	L= 180
<b>CITROËN - NEMO Kombi 04/09→</b>								
 <b>Bremssattel</b>								
1.3 HDi 75	55	10/10→	←	☐		24.3541-1769.5	240601	BOS Ø 54 - Halter
1.3 HDi 80	59	10/15→	←	☐		24.3541-1770.5	240602	BOS Ø 54 - Halter
1.4	54	04/09→	←	☐		24.3541-1770.5	240602	BOS Ø 54 - Halter
1.4 HDi	50	04/09→	←	☐		24.3541-1770.5	240602	BOS Ø 54 - Halter
 <b>Bremsschlauch</b>								
1.3 HDi 75	55	10/10→	←		2	24.5112-0402.3	331297	L= 402
1.3 HDi 80	59	10/15→	←		2	24.5112-0402.3	331297	L= 402
1.4	54	04/09→	→		2	24.5228-0181.3	331279	L= 180
1.4 HDi	50	04/09→	→		2	24.5228-0181.3	331279	L= 180
<b>CITROËN - SAXO (S0, S1) 02/96→04/04</b>								
 <b>Bremssattel</b>								
1.4 VTS	55	05/96→06/03	←	☐		24.3481-9833.5	240479	ATE Ø 48 - Halter
1.6	66	02/96→06/03	←	☐		24.3481-9834.5	240480	ATE Ø 48 - Halter
1.6	74	02/01→04/04	←	☐		24.3481-9834.5	240480	ATE Ø 48 - Halter
1.6	88	02/96→04/04	←	☐		24.3481-9834.5	240480	ATE Ø 48 - Halter
1.6 VTL,VTR	65	05/96→06/03	←	☐		24.3481-9834.5	240480	ATE Ø 48 - Halter
1.6 VTS	72	09/00→09/03	←	☐		24.3481-9834.5	240480	ATE Ø 48 - Halter
Electric	20	11/96→06/03	←	☐		24.3481-9834.5	240480	ATE Ø 48 - Halter
1.6 VTS	87	06/96→09/03	←	☐; 07/96→		24.3481-9833.5	240479	ATE Ø 48 - Halter
			←	☐; 07/96→		24.3481-9834.5	240480	ATE Ø 48 - Halter
<b>Feder, Bremssattel</b>								
1.4 VTS	55	05/96→06/03	←		2	11.8116-0129.1	390591	ATE
1.6	66	02/96→06/03	←		2	11.8116-0129.1	390591	ATE
1.6	74	02/01→04/04	←		2	11.8116-0129.1	390591	ATE
1.6	88	02/96→04/04	←		2	11.8116-0129.1	390591	ATE
1.6 VTL,VTR	65	05/96→06/03	←		2	11.8116-0129.1	390591	ATE
1.6 VTS	72	09/00→09/03	←		2	11.8116-0129.1	390591	ATE
Electric	20	11/96→06/03	←		2	11.8116-0129.1	390591	ATE
1.6 VTS	87	06/96→09/03	←	07/96→	2	11.8116-0129.1	390591	ATE
<b>Führungshülensatz, Bremssattel</b>								
1.4 VTS	55	05/96→06/03	←			11.0101-5407.2	260011	ATE
1.6	66	02/96→06/03	←			11.0101-5407.2	260011	ATE
1.6	74	02/01→04/04	←			11.0101-5407.2	260011	ATE
1.6	88	02/96→04/04	←			11.0101-5407.2	260011	ATE
1.6 VTL,VTR	65	05/96→06/03	←			11.0101-5407.2	260011	ATE
1.6 VTS	72	09/00→09/03	←			11.0101-5407.2	260011	ATE
Electric	20	11/96→06/03	←			11.0101-5407.2	260011	ATE
1.6 VTS	87	06/96→09/03	←	07/96→		11.0101-5407.2	260011	ATE
↓								

	kw			 	! #		
<b>CITROËN - SAXO (S0, S1) 02/96→04/04</b>							
<b>Führungsbolzen, Bremsattel</b>							
1.4 VTS	55	05/96→06/03				11.8171-0008.1	990049 ATE
1.6	66	02/96→06/03					
1.6	74	02/01→04/04					
1.6	88	02/96→04/04					
1.6 VTL,VTR	65	05/96→06/03					
1.6 VTS	72	09/00→09/03					
Electric	20	11/96→06/03					
1.6 VTS	87	06/96→09/03		07/96→		11.8171-0008.1	990049 ATE
<b>Dichtungssatz, Bremsattel</b>							
1.0 X	33	05/96→11/98	←			11.0441-4501.2	250015 ATE
1.0 X	37	05/98→06/03					
1.1 BiFuel	44	07/00→06/03					
1.1 X,SX	40	05/96→09/03					
1.1 X,SX	44	05/96→09/03					
1.4 VTS	55	05/96→06/03	←			11.0441-4811.2	250024 ATE
1.6	66	02/96→06/03					
1.6	74	02/01→04/04					
1.6	88	02/96→04/04					
1.6 VTL,VTR	65	05/96→06/03					
1.6 VTS	72	09/00→09/03					
1.6 VTS	87	06/96→09/03	←	07/96→		11.0441-4811.2	250024 ATE
Electric	20	11/96→06/03	←			11.0441-4501.2	250015 ATE
						11.0441-4811.2	250024 ATE
<b>Bremsschlauch</b>							
1.0 X	33	05/96→11/98	←	Orga 08094→	2	24.5111-0290.3	330108 L= 290
1.0 X	37	05/98→06/03	←				
1.1 BiFuel	44	07/00→06/03	←	→Orga 08093; Felge Lochzahl: 4	2	24.5111-0301.3	330499 L= 300
1.1 X,SX	40	05/96→09/03	←	→Orga 08093; Felge Lochzahl: 3	2	24.5111-0330.3	330160 L= 330
1.1 X,SX	44	05/96→09/03	→		2	24.5229-0199.3	330534 L= 200
1.4 VTS	55	05/96→06/03	←	Orga 08094→	2	24.5111-0290.3	330108 L= 290
1.5 D	40	09/96→09/03	←	→Orga 08093	2	24.5111-0301.3	330499 L= 300
1.5 D	42	09/96→06/01	←				
1.5 D	43	07/01→04/04	→		2	24.5229-0199.3	330534 L= 200
1.6	66	02/96→06/03					
1.6	88	02/96→04/04					
1.6 VTL,VTR	65	05/96→06/03					
Electric	20	11/96→06/03					
1.6	74	02/01→04/04	←		2	24.5111-0290.3	330108 L= 290
1.6 VTS	72	09/00→09/03	→		2	24.5229-0199.3	330534 L= 200
1.6 VTS	87	06/96→09/03	←	Orga 08094→	2	24.5111-0290.3	330108 L= 290
			←	07/96→; →Orga 08093	2	24.5111-0301.3	330499 L= 300
			→	07/96→	2	24.5229-0199.3	330534 L= 200
<b>CITROËN - XANTIA (X1_, X2_) 03/93→04/03</b>							
<b>Bremsschlauch</b>							
1.6 i	65	03/93→03/01	←	→ 12/97	2	24.5111-0355.3	330757 L= 360
1.8 i	66	04/97→04/03				24.5111-0375.3	331128 L= 375
1.8 i	74	03/93→01/98					
1.8 i 16V	81	06/95→04/03					
1.9 D	50	06/94→01/98					
1.9 D	51	06/94→01/98					
1.9 SD	55	02/96→04/03					
1.9 Turbo D	66	05/93→04/03					
2.0 i	89	03/93→04/03					
2.0 i 16V	97	06/95→04/03					
2.0 i 16V	110	06/94→01/98					
2.0 i 16V	112	03/93→01/98					
2.0 Turbo	108	06/95→04/03					
2.1 Turbo D 12V	80	06/95→02/99					
3.0 i 24V	140	01/97→04/03					
2.0	95	03/93→05/95	←		2	24.5111-0355.3	330757 L= 360
						24.5111-0375.3	331128 L= 375
2.0 HDI 109	80	02/99→04/03	←	→ 09/01	2	24.5111-0355.3	330757 L= 360
2.0 HDI 90	66	03/99→04/03				24.5111-0375.3	331128 L= 375
<b>CITROËN - XANTIA Break (X1_, X2_) 06/95→04/03</b>							
<b>Bremsschlauch</b>							
1.8 i	66	04/97→04/03	←	→ 12/97	2	24.5111-0355.3	330757 L= 360
1.8 i	74	06/95→01/98				24.5111-0375.3	331128 L= 375
1.8 i 16V	81	06/95→04/03					
1.9 SD	55	04/97→04/03					










































	kw					! #		
<b>CITROËN - XANTIA Break (X1_, X2_) 06/95→04/03</b>								
 <b>Bremsschlauch</b>								
1.9 Turbo D	66	06/95→04/03	←	→ 12/97		2	24.5111-0355.3 330757	L= 360
2.0 i	89	06/95→04/03					24.5111-0375.3 331128	L= 375
2.0 i 16V	97	06/95→04/03						
2.0 Turbo	108	06/95→04/03						
2.1 Turbo D 12V	80	06/96→02/99						
2.0 HDI 109	80	02/99→04/03	←	→ 09/01		2	24.5111-0355.3 330757	L= 360
2.0 HDI 90	66	03/99→04/03					24.5111-0375.3 331128	L= 375
3.0 V6	140	01/98→04/03						
<b>CITROËN - XM (Y4) 05/94→10/00</b>								
 <b>Bremsschlauch</b>								
2.0 i 16V	97	05/94→10/00	←			2	24.5411-0550.3 330567	L= 550
2.0 Turbo	108	05/94→10/00						
2.1 D12 VSX	60	03/96→08/96						
2.1 TD 12V	80	05/94→10/00						
2.5 TD	95	05/94→10/00						
3.0 V6	123	05/94→10/00						
3.0 V6	140	04/97→10/00						
3.0 V6 24V	147	05/94→10/00						
<b>CITROËN - XM Break (Y4) 05/94→10/00</b>								
 <b>Bremsschlauch</b>								
2.0 i 16V	97	05/94→10/00	←			2	24.5411-0550.3 330567	L= 550
2.0 Turbo	108	05/94→10/00						
2.1 D12	60	07/94→06/96						
2.1 TD 12V	80	05/94→10/00						
2.5 TD	95	05/94→10/00						
3.0 V6	123	05/94→10/00						
3.0 V6	140	04/97→10/00						
<b>CITROËN - XSARA (N1) 04/97→12/05</b>								
 <b>Bremssattel</b>								
1.4 HDi	50	01/03→03/05	←	☐			24.3541-1771.5 240239	BOS Ø 54 - Halter
1.6 16V	80	09/00→03/05	←	☐			24.3541-1772.5 240240	BOS Ø 54 - Halter
1.4 i	55	04/97→03/05	←	☐; → 08/00; - ABS			24.3481-1741.5 240245	BOS Ø 48 - Halter
			←	☐; → 08/00; - ABS			24.3481-1742.5 240246	BOS Ø 48 - Halter
			←	☐; → 08/00; + ABS			24.3481-9833.5 240479	ATE Ø 48 - Halter
			←	☐; → 08/00; + ABS			24.3481-9834.5 240480	ATE Ø 48 - Halter
			←	☐; 09/00→			24.3541-1771.5 240239	BOS Ø 54 - Halter
			←	☐; 09/00→			24.3541-1772.5 240240	BOS Ø 54 - Halter
1.4 LPG	55	05/98→08/00	←	☐; - ABS			24.3481-1741.5 240245	BOS Ø 48 - Halter
			←	☐; - ABS			24.3481-1742.5 240246	BOS Ø 48 - Halter
			←	☐; + ABS			24.3481-9833.5 240479	ATE Ø 48 - Halter
			←	☐; + ABS			24.3481-9834.5 240480	ATE Ø 48 - Halter
1.5 D	42	04/97→09/00	←	☐; → 08/00; - ABS			24.3481-1741.5 240245	BOS Ø 48 - Halter
			←	☐; → 08/00; - ABS			24.3481-1742.5 240246	BOS Ø 48 - Halter
			←	☐; → 08/00; + ABS			24.3481-9833.5 240479	ATE Ø 48 - Halter
			←	☐; → 08/00; + ABS			24.3481-9834.5 240480	ATE Ø 48 - Halter
1.6 i	65	04/97→09/00	←	☐; → 08/00			24.3481-9833.5 240479	ATE Ø 48 - Halter
1.8 D	43	04/97→09/00	←	☐; → 08/00			24.3481-9834.5 240480	ATE Ø 48 - Halter
1.8 i	66	04/97→09/00	←	☐; → 08/00				
1.9 D	50	04/97→09/00						
1.9 SD	55	01/98→09/00						
1.9 TD	66	04/97→09/00						
1.8 BiFuel	82	07/97→08/00	←	☐			24.3541-1758.5 240935	TRW Ø 54 - Halter
			←	☐			24.3541-1768.5 240238	Ø 54 - Halter
			←	☐			24.3541-1767.5 240237	BOS Ø 54 - Halter
1.8 i 16V	81	04/97→09/00	←	☐; → 08/00			24.3541-1758.5 240935	TRW Ø 54 - Halter
			←	☐; → 08/00			24.3541-1768.5 240238	Ø 54 - Halter
2.0 16V	97	07/98→09/00	←	☐; → 08/00			24.3541-1767.5 240237	BOS Ø 54 - Halter
1.8 i Aut.	74	04/97→09/00	←	☐; → 08/00			24.3481-9833.5 240479	ATE Ø 48 - Halter
			←	☐; → 08/00			24.3541-1767.5 240237	BOS Ø 54 - Halter
			←	☐; → 08/00			24.3481-9834.5 240480	ATE Ø 48 - Halter
			←	☐; → 08/00			24.3541-1758.5 240935	TRW Ø 54 - Halter
			←	☐; → 08/00			24.3541-1768.5 240238	Ø 54 - Halter
↓								







































	kw				! #		
<b>CITROËN - XSARA (N1) 04/97→12/05</b>							
<b>Bremssattel</b>							
1.8 VTS	85	09/00→10/04	←	☐		24.3541-1758.5 240935	TRW Ø 54 - Halter
1.9 D	51	07/98→03/05	←	☐; → 08/00		24.3481-9833.5 240479	ATE Ø 48 - Halter
			←	☐; → 08/00		24.3481-9834.5 240480	ATE Ø 48 - Halter
			←	☐; 09/00→		24.3541-1771.5 240239	BOS Ø 54 - Halter
			←	☐; 09/00→		24.3541-1772.5 240240	BOS Ø 54 - Halter
1.9 D	52	04/00→04/05	←	☐; → 08/00		24.3481-9833.5 240479	ATE Ø 48 - Halter
			←	☐; → 08/00		24.3481-9834.5 240480	ATE Ø 48 - Halter
			←	☐; 09/00→ 03/05		24.3541-1771.5 240239	BOS Ø 54 - Halter
			←	☐; 09/00→ 03/05		24.3541-1772.5 240240	BOS Ø 54 - Halter
2.0 16V	100	09/00→03/05	←	☐; Orga 09185→		24.3541-1761.5 240233	Ø 54 - Halter
2.0 16V	120	04/97→09/00					
2.0 HDi 109	80	05/01→03/05	←	☐; Orga 09185→		24.3541-1762.5 240234	Ø 54 - Halter
2.0 HDi 90	66	02/99→03/05	←	☐; → 08/00		24.3541-1758.5 240935	TRW Ø 54 - Halter
			←	☐; → 08/00		24.3541-1768.5 240238	Ø 54 - Halter
			←	☐; → 08/00		24.3541-1767.5 240237	BOS Ø 54 - Halter
			←	☐; 09/00→		24.3541-1771.5 240239	BOS Ø 54 - Halter
			←	☐; 09/00→		24.3541-1772.5 240240	BOS Ø 54 - Halter
<b>Feder, Bremssattel</b>							
1.4 i	55	04/97→03/05	←	→ 08/00; + ABS	2	11.8116-0129.1 390591	ATE
1.5 D	42	04/97→09/00					
1.4 LPG	55	05/98→08/00	←	+ ABS	2	11.8116-0129.1 390591	ATE
1.6 i	65	04/97→09/00	←	→ 08/00	2	11.8116-0129.1 390591	ATE
1.8 D	43	04/97→09/00					
1.8 i	66	04/97→09/00					
1.8 i Aut.	74	04/97→09/00					
1.9 D	50	04/97→09/00					
1.9 D	51	07/98→03/05					
1.9 D	52	04/00→04/05					
1.9 SD	55	01/98→09/00					
1.9 TD	66	04/97→09/00					
<b>Führungshülzensatz, Bremssattel</b>							
1.4 i	55	04/97→03/05	←	→ 08/00; + ABS		11.0101-5407.2 260011	ATE
1.5 D	42	04/97→09/00					
1.4 LPG	55	05/98→08/00	←	+ ABS		11.0101-5407.2 260011	ATE
1.6 i	65	04/97→09/00	←	→ 08/00		11.0101-5407.2 260011	ATE
1.8 D	43	04/97→09/00					
1.8 i	66	04/97→09/00					
1.8 i Aut.	74	04/97→09/00					
1.9 D	50	04/97→09/00					
1.9 D	51	07/98→03/05					
1.9 D	52	04/00→04/05					
1.9 SD	55	01/98→09/00					
1.9 TD	66	04/97→09/00					
<b>Führungsbolzen, Bremssattel</b>							
1.4 i	55	04/97→03/05		→ 08/00; + ABS		11.8171-0008.1 990049	ATE
1.5 D	42	04/97→09/00					
1.4 LPG	55	05/98→08/00		+ ABS		11.8171-0008.1 990049	ATE
1.6 i	65	04/97→09/00		→ 08/00		11.8171-0008.1 990049	ATE
1.8 D	43	04/97→09/00					
1.8 i	66	04/97→09/00					
1.8 i Aut.	74	04/97→09/00					
1.9 D	50	04/97→09/00					
1.9 D	51	07/98→03/05					
1.9 D	52	04/00→04/05					
1.9 SD	55	01/98→09/00					
1.9 TD	66	04/97→09/00					
<b>Dichtungssatz, Bremssattel</b>							
1.4 i	55	04/97→03/05	←	→ 08/00; + ABS		11.0441-4811.2 250024	ATE
1.5 D	42	04/97→09/00					
1.4 LPG	55	05/98→08/00	←	+ ABS		11.0441-4811.2 250024	ATE
1.6 i	65	04/97→09/00	←	→ 08/00		11.0441-4811.2 250024	ATE
1.8 D	43	04/97→09/00					
1.8 i	66	04/97→09/00					
1.8 i Aut.	74	04/97→09/00					
1.9 D	50	04/97→09/00					
1.9 D	51	07/98→03/05					
1.9 D	52	04/00→04/05					
1.9 SD	55	01/98→09/00					








	kw			 	! #		
<b>CITROËN - XSARA (N1) 04/97→12/05</b>							
<b>Dichtungssatz, Bremssattel</b>							
1.9 TD	66	04/97→09/00	←	→ 08/00		11.0441-4811.2 250024	ATE
<b>Bremsschlauch</b>							
1.4 HDi 1.8 BiFuel	50 82	01/03→03/05 07/97→08/00	←		2	24.5111-0460.3 330603	L= 460
			→			24.5228-0195.3 330469	L= 202
			→			24.5228-0245.3 330531	L= 245
1.4 i	55	04/97→03/05	←	→Orga 08091	2	24.5111-0438.3 330568	L= 445
			←	Orga 08092→ Orga 09470	2	24.5111-0460.3 330603	L= 460
			←	Orga 09471→	2	24.5111-0460.3 330603	L= 460
			→	 ; 09/00→		24.5228-0195.3 330469	L= 202
			→	 ; → 08/00; + ABS		24.5228-0195.3 330469	L= 202
			→	→ 08/00; - ABS	2	24.5228-0195.3 330469	L= 202
			→	 ; 09/00→		24.5228-0245.3 330531	L= 245
			→	 ; → 08/00; + ABS		24.5228-0245.3 330531	L= 245
1.4 LPG	55	05/98→08/00	←	→Orga 08091	2	24.5111-0438.3 330568	L= 445
			←	Orga 08092→ Orga 09470	2	24.5111-0460.3 330603	L= 460
			←	Orga 09471→	2	24.5111-0460.3 330603	L= 460
			→	- ABS	2	24.5228-0195.3 330469	L= 202
			→	 ; + ABS		24.5228-0195.3 330469	L= 202
			→	 ; + ABS		24.5228-0245.3 330531	L= 245
1.5 D	42	04/97→09/00	←	→Orga 08091	2	24.5111-0438.3 330568	L= 445
			←	Orga 08092→; → 08/00	2	24.5111-0460.3 330603	L= 460
			→	 ; → 08/00; + ABS		24.5228-0195.3 330469	L= 202
			→	→ 08/00; - ABS	2	24.5228-0195.3 330469	L= 202
			→	 ; → 08/00; + ABS		24.5228-0245.3 330531	L= 245
1.6 16V	80	09/00→03/05	←	→Orga 09470	2	24.5111-0460.3 330603	L= 460
			→			24.5228-0195.3 330469	L= 202
			→			24.5228-0245.3 330531	L= 245
1.6 i 1.8 D 1.8 i 1.8 i Aut. 1.9 D 1.9 D 1.9 SD	65 43 66 74 50 55	04/97→09/00 04/97→09/00 04/97→09/00 04/97→09/00 04/97→09/00 01/98→09/00	←	→ 08/00	2	24.5111-0460.3 330603	L= 460
			→	→ 08/00; - ABS	2	24.5228-0195.3 330469	L= 202
			→	 ; → 08/00; + ABS		24.5228-0195.3 330469	L= 202
			→	 ; → 08/00; + ABS		24.5228-0245.3 330531	L= 245
1.8 i 16V 2.0 16V 2.0 16V	81 97 120	04/97→09/00 07/98→09/00 04/97→09/00	←	→ 08/00	2	24.5111-0460.3 330603	L= 460
			→	 ; → 08/00		24.5228-0195.3 330469	L= 202
			→	 ; → 08/00		24.5228-0245.3 330531	L= 245
1.9 D	51	07/98→03/05	←	→Orga 09470	2	24.5111-0460.3 330603	L= 460
			←	Orga 09471→	2	24.5111-0460.3 330603	L= 460
			→	 ; 09/00→		24.5228-0195.3 330469	L= 202
			→	→ 08/00; - ABS	2	24.5228-0195.3 330469	L= 202
			→	 ; → 08/00; + ABS		24.5228-0195.3 330469	L= 202
			→	 ; 09/00→		24.5228-0245.3 330531	L= 245
			→	 ; → 08/00; + ABS		24.5228-0245.3 330531	L= 245
1.9 D	52	04/00→04/05	←	→Orga 09470	2	24.5111-0460.3 330603	L= 460
			←	Orga 09471→; → 03/05	2	24.5111-0460.3 330603	L= 460
			→	 ; 09/00→ 03/05		24.5228-0195.3 330469	L= 202
			→	→ 08/00; - ABS	2	24.5228-0195.3 330469	L= 202
			→	 ; → 08/00; + ABS		24.5228-0195.3 330469	L= 202
			→	 ; → 08/00; + ABS		24.5228-0245.3 330531	L= 245
			→	 ; 09/00→ 03/05		24.5228-0245.3 330531	L= 245
1.9 TD	66	04/97→09/00	←	07/97→ 08/00	2	24.5111-0460.3 330603	L= 460
			→	07/97→ 08/00; - ABS	2	24.5228-0195.3 330469	L= 202
			→	 ; → 08/00; + ABS		24.5228-0195.3 330469	L= 202
			→	 ; → 08/00; + ABS		24.5228-0245.3 330531	L= 245
↓							
































	kw			 	! #		
<b>CITROËN - XSARA (N1) 04/97→12/05</b>							
 <b>Bremsschlauch</b>							
2.0 16V 2.0 HDi 109	100 80	09/00→03/05 05/01→03/05	←	→Orga 09184; - ESP	2	24.5111-0460.3 330603	L= 460
			←	Orga 09185→; - ESP	2	24.5111-0460.3 330603	L= 460
			←	Orga 09471→; + ESP	2	24.5111-0460.3 330603	L= 460
			←	→Orga 09470; + ESP	2	24.5111-0460.3 330603	L= 460
			→			24.5228-0195.3 330469	L= 202
			→			24.5228-0245.3 330531	L= 245
2.0 HDi 90	66	02/99→03/05	←	Orga 09471→	2	24.5111-0460.3 330603	L= 460
			←	→Orga 09470	2	24.5111-0460.3 330603	L= 460
			→			24.5228-0195.3 330469	L= 202
			→			24.5228-0245.3 330531	L= 245
<b>CITROËN - XSARA Break (N2) 10/97→03/10</b>							
 <b>Bremssattel</b>							
1.4 HDi 1.6 16V	50 80	01/03→08/05 09/00→08/05	←			24.3541-1771.5 240239	BOS Ø 54 - Halter
			←			24.3541-1772.5 240240	BOS Ø 54 - Halter
1.4 i	55	10/97→08/05	←	 ; → 08/00; - ABS		24.3481-9833.5 240479	ATE Ø 48 - Halter
			←	 ; → 08/00; - ABS		24.3481-9834.5 240480	ATE Ø 48 - Halter
			←	 ; → 08/00; + ABS		24.3541-1758.5 240935	TRW Ø 54 - Halter
						24.3541-1768.5 240238	Ø 54 - Halter
			←	 ; → 08/00; + ABS		24.3541-1767.5 240237	BOS Ø 54 - Halter
			←	 ; 09/00→		24.3541-1771.5 240239	BOS Ø 54 - Halter
			←	 ; 09/00→		24.3541-1772.5 240240	BOS Ø 54 - Halter
1.5 D 1.6 i 1.8 D 1.9 D	42 65 43 50	10/97→09/00 10/97→09/00 10/97→09/00 10/97→09/00	←	 ; → 08/00; - ABS		24.3481-9833.5 240479	ATE Ø 48 - Halter
			←	 ; → 08/00; - ABS		24.3481-9834.5 240480	ATE Ø 48 - Halter
			←	 ; → 08/00; + ABS		24.3541-1758.5 240935	TRW Ø 54 - Halter
						24.3541-1768.5 240238	Ø 54 - Halter
			←	 ; → 08/00; + ABS		24.3541-1767.5 240237	BOS Ø 54 - Halter
1.8 i 1.8 i 16V 1.8 i Aut. 1.9 D 1.9 TD 2.0 16V	66 81 74 55 66 97	10/97→09/00 10/97→09/00 10/97→09/00 01/98→09/00 10/97→09/00 07/98→09/00	←	 ; → 08/00		24.3541-1758.5 240935	TRW Ø 54 - Halter
						24.3541-1768.5 240238	Ø 54 - Halter
			←	 ; → 08/00		24.3541-1767.5 240237	BOS Ø 54 - Halter
1.8 LPG	81	05/98→08/00	←			24.3541-1758.5 240935	TRW Ø 54 - Halter
						24.3541-1768.5 240238	Ø 54 - Halter
			←			24.3541-1767.5 240237	BOS Ø 54 - Halter
1.9 D	51	07/98→08/05	←	 ; → 08/00; - ABS		24.3481-9833.5 240479	ATE Ø 48 - Halter
			←	 ; → 08/00; - ABS		24.3481-9834.5 240480	ATE Ø 48 - Halter
			←	 ; → 08/00		24.3541-1758.5 240935	TRW Ø 54 - Halter
						24.3541-1768.5 240238	Ø 54 - Halter
			←	 ; → 08/00		24.3541-1767.5 240237	BOS Ø 54 - Halter
			←	 ; 09/00→		24.3541-1771.5 240239	BOS Ø 54 - Halter
			←	 ; 09/00→		24.3541-1772.5 240240	BOS Ø 54 - Halter
2.0 16V 2.0 HDi 109	100 80	09/00→08/05 05/01→08/05	←	 ; Orga 09185→		24.3541-1761.5 240233	Ø 54 - Halter
			←	 ; Orga 09185→		24.3541-1762.5 240234	Ø 54 - Halter
2.0 HDi 90	66	02/99→08/05	←	 ; → 08/00		24.3541-1758.5 240935	TRW Ø 54 - Halter
						24.3541-1768.5 240238	Ø 54 - Halter
			←	 ; → 08/00		24.3541-1767.5 240237	BOS Ø 54 - Halter
			←	 ; 09/00→		24.3541-1771.5 240239	BOS Ø 54 - Halter
			←	 ; 09/00→		24.3541-1772.5 240240	BOS Ø 54 - Halter
<b>Feder, Bremssattel</b>							
1.4 i 1.5 D 1.6 i 1.8 D 1.9 D 1.9 D	55 42 65 43 50 51	10/97→08/05 10/97→09/00 10/97→09/00 10/97→09/00 10/97→09/00 07/98→08/05	←	→ 08/00; - ABS	2	11.8116-0129.1 390591	ATE
↓							








	kw			 	! #		
<b>CITROËN - XSARA Break (N2) 10/97→03/10</b>							
<b>Führungshülzensatz, Bremsattel</b>							
1.4 i	55	10/97→08/05	←	→ 08/00; - ABS		11.0101-5407.2 260011	ATE
1.5 D	42	10/97→09/00					
1.6 i	65	10/97→09/00					
1.8 D	43	10/97→09/00					
1.9 D	50	10/97→09/00					
1.9 D	51	07/98→08/05					
<b>Führungsbolzen, Bremsattel</b>							
1.4 i	55	10/97→08/05		→ 08/00; - ABS		11.8171-0008.1 990049	ATE
1.5 D	42	10/97→09/00					
1.6 i	65	10/97→09/00					
1.8 D	43	10/97→09/00					
1.9 D	50	10/97→09/00					
1.9 D	51	07/98→08/05					
<b>Dichtungssatz, Bremsattel</b>							
1.4 i	55	10/97→08/05	←	→ 08/00; - ABS		11.0441-4811.2 250024	ATE
1.5 D	42	10/97→09/00					
1.6 i	65	10/97→09/00					
1.8 D	43	10/97→09/00					
1.9 D	50	10/97→09/00					
1.9 D	51	07/98→08/05					
<b> Bremsschlauch</b>							
1.4 HDi	50	01/03→08/05	←		2	24.5111-0460.3 330603	L= 460
1.8 LPG	81	05/98→08/00	→			24.5228-0195.3 330469	L= 202
			→			24.5228-0245.3 330531	L= 245
1.4 i	55	10/97→08/05	←	→Orga 08091	2	24.5111-0438.3 330568	L= 445
			←	Orga 08092→ Orga 09470	2	24.5111-0460.3 330603	L= 460
			←	Orga 09471→	2	24.5111-0460.3 330603	L= 460
			→	 ; 09/00→		24.5228-0195.3 330469	L= 202
			→	 ; → 08/00; + ABS		24.5228-0195.3 330469	L= 202
			→	→ 08/00; - ABS	2	24.5228-0195.3 330469	L= 202
			→	 ; 09/00→		24.5228-0245.3 330531	L= 245
			→	 ; → 08/00; + ABS		24.5228-0245.3 330531	L= 245
1.5 D	42	10/97→09/00	←	→ 08/00	2	24.5111-0460.3 330603	L= 460
1.6 i	65	10/97→09/00	→	→ 08/00; - ABS	2	24.5228-0195.3 330469	L= 202
1.8 D	43	10/97→09/00	→	 ; → 08/00; + ABS		24.5228-0195.3 330469	L= 202
1.8 i	66	10/97→09/00	→	 ; → 08/00; + ABS		24.5228-0245.3 330531	L= 245
1.8 i Aut.	74	10/97→09/00	→	 ; → 08/00; + ABS		24.5228-0245.3 330531	L= 245
1.9 D	50	10/97→09/00	→	 ; → 08/00; + ABS		24.5228-0245.3 330531	L= 245
1.9 D	55	01/98→09/00					
1.9 TD	66	10/97→09/00					
1.6 16V	80	09/00→08/05	←	Orga 09471→	2	24.5111-0460.3 330603	L= 460
2.0 HDI 90	66	02/99→08/05	←	→Orga 09470	2	24.5111-0460.3 330603	L= 460
			→			24.5228-0195.3 330469	L= 202
			→			24.5228-0245.3 330531	L= 245
1.8 i 16V	81	10/97→09/00	←	→ 08/00	2	24.5111-0460.3 330603	L= 460
2.0 16V	97	07/98→09/00	→	 ; → 08/00		24.5228-0195.3 330469	L= 202
			→	 ; → 08/00		24.5228-0245.3 330531	L= 245
1.9 D	51	07/98→08/05	←	→Orga 09470	2	24.5111-0460.3 330603	L= 460
			←	Orga 09471→	2	24.5111-0460.3 330603	L= 460
			→	 ; 09/00→		24.5228-0195.3 330469	L= 202
			→	→ 08/00; - ABS	2	24.5228-0195.3 330469	L= 202
			→	 ; → 08/00; + ABS		24.5228-0195.3 330469	L= 202
			→	 ; 09/00→		24.5228-0245.3 330531	L= 245
			→	 ; → 08/00; + ABS		24.5228-0245.3 330531	L= 245
2.0 16V	100	09/00→08/05	←	Orga 09185→; + ESP	2	24.5111-0460.3 330603	L= 460
2.0 HDi 109	80	05/01→08/05	←	→Orga 09184; + ESP	2	24.5111-0460.3 330603	L= 460
			←	→Orga 09470; - ESP	2	24.5111-0460.3 330603	L= 460
			←	Orga 09471→; - ESP	2	24.5111-0460.3 330603	L= 460
			→			24.5228-0195.3 330469	L= 202
			→			24.5228-0245.3 330531	L= 245

	kw			 	! #		
<b>CITROËN - XSARA Coupe (N0) 01/98→04/05</b>							
<b> Bremssattel</b>							
1.4 HDi 1.6 16V	50 80	01/03→03/05 09/00→03/05	←	☐		24.3541-1771.5 240239	BOS Ø 54 - Halter
			←	☐		24.3541-1772.5 240240	BOS Ø 54 - Halter
1.4 i	55	03/98→03/05	←	☐; → 08/00; - ABS		24.3481-1741.5 240245	BOS Ø 48 - Halter
			←	☐; → 08/00; - ABS		24.3481-1742.5 240246	BOS Ø 48 - Halter
			←	☐; → 08/00; + ABS		24.3481-9833.5 240479	ATE Ø 48 - Halter
			←	☐; → 08/00; + ABS		24.3481-9834.5 240480	ATE Ø 48 - Halter
			←	☐; 09/00→		24.3541-1771.5 240239	BOS Ø 54 - Halter
			←	☐; 09/00→		24.3541-1772.5 240240	BOS Ø 54 - Halter
1.6 i	65	02/98→09/00	←	☐; → 08/00		24.3481-9833.5 240479	ATE Ø 48 - Halter
1.8 i	66	02/98→09/00	←	☐; → 08/00		24.3481-9834.5 240480	ATE Ø 48 - Halter
1.9 D	50	02/98→09/00	←	☐; → 08/00		24.3481-9834.5 240480	ATE Ø 48 - Halter
1.9 TD	66	02/98→09/00	←	☐; → 08/00		24.3481-9833.5 240479	ATE Ø 48 - Halter
1.8 i	74	02/98→09/00	←	☐; → 08/00		24.3481-9833.5 240479	ATE Ø 48 - Halter
						24.3541-1767.5 240237	BOS Ø 54 - Halter
			←	☐; → 08/00		24.3481-9834.5 240480	ATE Ø 48 - Halter
						24.3541-1758.5 240935	TRW Ø 54 - Halter
						24.3541-1768.5 240238	Ø 54 - Halter
1.8 i 16V	81	02/98→09/00	←	☐; → 08/00		24.3541-1758.5 240935	TRW Ø 54 - Halter
						24.3541-1768.5 240238	Ø 54 - Halter
			←	☐; → 08/00		24.3541-1767.5 240237	BOS Ø 54 - Halter
1.8 LPG	82	01/98→08/00	←	☐; 02/98→		24.3541-1758.5 240935	TRW Ø 54 - Halter
						24.3541-1768.5 240238	Ø 54 - Halter
			←	☐; 02/98→		24.3541-1767.5 240237	BOS Ø 54 - Halter
1.9 D	51	02/99→03/05	←	☐; → 08/00		24.3481-9833.5 240479	ATE Ø 48 - Halter
			←	☐; → 08/00		24.3481-9834.5 240480	ATE Ø 48 - Halter
			←	☐; 09/00→		24.3541-1771.5 240239	BOS Ø 54 - Halter
			←	☐; 09/00→		24.3541-1772.5 240240	BOS Ø 54 - Halter
1.9 D	55	02/98→05/99	←	☐		24.3481-9833.5 240479	ATE Ø 48 - Halter
			←	☐		24.3481-9834.5 240480	ATE Ø 48 - Halter
2.0 16V	100	09/00→03/05	←	☐; Orga 09185→		24.3541-1761.5 240233	Ø 54 - Halter
2.0 HDi 109	80	05/01→03/05	←	☐; Orga 09185→		24.3541-1762.5 240234	Ø 54 - Halter
2.0 i 16V	120	02/98→03/05	←	☐; → 08/00		24.3541-1758.5 240935	TRW Ø 54 - Halter
2.0 HDi 90	66	02/99→03/05	←	☐; → 08/00		24.3541-1768.5 240238	Ø 54 - Halter
			←	☐; → 08/00		24.3541-1767.5 240237	BOS Ø 54 - Halter
			←	☐; 09/00→		24.3541-1771.5 240239	BOS Ø 54 - Halter
			←	☐; 09/00→		24.3541-1772.5 240240	BOS Ø 54 - Halter
<b>Feder, Bremssattel</b>							
1.4 i	55	03/98→03/05	←	→ 08/00; + ABS	2	11.8116-0129.1 390591	ATE
1.6 i	65	02/98→09/00	←	→ 08/00	2	11.8116-0129.1 390591	ATE
1.8 i	66	02/98→09/00					
1.8 i	74	02/98→09/00					
1.9 D	50	02/98→09/00					
1.9 D	51	02/99→03/05					
1.9 TD	66	02/98→09/00					
1.9 D	55	02/98→05/99	←		2	11.8116-0129.1 390591	ATE
<b>Führungshülzensatz, Bremssattel</b>							
1.4 i	55	03/98→03/05	←	→ 08/00; + ABS		11.0101-5407.2 260011	ATE
1.6 i	65	02/98→09/00	←	→ 08/00		11.0101-5407.2 260011	ATE
1.8 i	66	02/98→09/00					
1.8 i	74	02/98→09/00					
1.9 D	50	02/98→09/00					
1.9 D	51	02/99→03/05					
1.9 TD	66	02/98→09/00					
1.9 D	55	02/98→05/99	←			11.0101-5407.2 260011	ATE
<b>Führungsbolzen, Bremssattel</b>							
1.4 i	55	03/98→03/05		→ 08/00; + ABS		11.8171-0008.1 990049	ATE
1.6 i	65	02/98→09/00		→ 08/00		11.8171-0008.1 990049	ATE
1.8 i	66	02/98→09/00					
1.8 i	74	02/98→09/00					
1.9 D	50	02/98→09/00					
↓							

	kw			 	! #				
<b>CITROËN - XSARA Coupe (N0) 01/98→04/05</b>									
<b>Führungsbolzen, Bremsattel</b>									
1.9 D	51	02/99→03/05		→ 08/00		11.8171-0008.1	990049 ATE		
1.9 TD	66	02/98→09/00							
1.9 D	55	02/98→05/99				11.8171-0008.1	990049 ATE		
<b>Dichtungssatz, Bremsattel</b>									
1.4 i	55	03/98→03/05	←	→ 08/00; + ABS		11.0441-4811.2	250024 ATE		
1.6 i	65	02/98→09/00	←	→ 08/00		11.0441-4811.2	250024 ATE		
1.8 i	66	02/98→09/00							
1.8 i	74	02/98→09/00							
1.9 D	50	02/98→09/00							
1.9 D	51	02/99→03/05							
1.9 TD	66	02/98→09/00							
1.9 D	55	02/98→05/99	←			11.0441-4811.2	250024 ATE		
<b>Bremsschlauch</b>									
1.4 HDi	50	01/03→03/05	←		2	24.5111-0460.3	330603	L= 460	
			→	☐			24.5228-0195.3	330469	L= 202
			→	☐			24.5228-0245.3	330531	L= 245
1.4 i	55	03/98→03/05	←	→Orga 08091	2	24.5111-0438.3	330568	L= 445	
			←	Orga 08092→ Orga 09470	2	24.5111-0460.3	330603	L= 460	
			←	Orga 09471→	2	24.5111-0460.3	330603	L= 460	
			→	☐; 09/00→			24.5228-0195.3	330469	L= 202
			→	☐; → 08/00; + ABS			24.5228-0195.3	330469	L= 202
			→	→ 08/00; - ABS	2	24.5228-0195.3	330469	L= 202	
			→	☐; 09/00→			24.5228-0245.3	330531	L= 245
			→	☐; → 08/00; + ABS			24.5228-0245.3	330531	L= 245
			→						
1.6 16V	80	09/00→03/05	←	→Orga 09470	2	24.5111-0460.3	330603	L= 460	
			→	☐			24.5228-0195.3	330469	L= 202
			→	☐			24.5228-0245.3	330531	L= 245
1.6 i	65	02/98→09/00	←	→ 08/00	2	24.5111-0460.3	330603	L= 460	
			→	☐; → 08/00			24.5228-0195.3	330469	L= 202
			→	→ 08/00; - ABS	2	24.5228-0195.3	330469	L= 202	
			→	☐; → 08/00			24.5228-0245.3	330531	L= 245
1.8 i	66	02/98→09/00	←	→ 08/00	2	24.5111-0460.3	330603	L= 460	
			→	☐; → 08/00			24.5228-0195.3	330469	L= 202
			→	→ 08/00; - ABS	2	24.5228-0195.3	330469	L= 202	
			→	☐; → 08/00; + ABS			24.5228-0195.3	330469	L= 202
1.8 i	74	02/98→09/00	→	→ 08/00; - ABS	2	24.5228-0195.3	330469	L= 202	
			→	☐; → 08/00; + ABS			24.5228-0195.3	330469	L= 202
			→	☐; → 08/00; + ABS			24.5228-0245.3	330531	L= 245
			→						
1.9 D	51	02/99→03/05	←	Orga 09471→	2	24.5111-0460.3	330603	L= 460	
			←	→Orga 09470	2	24.5111-0460.3	330603	L= 460	
			→	☐; 09/00→			24.5228-0195.3	330469	L= 202
1.9 D	55	02/98→05/99	→	→ 08/00; - ABS	2	24.5228-0195.3	330469	L= 202	
			→	☐; → 08/00; + ABS			24.5228-0195.3	330469	L= 202
			→	☐; 09/00→			24.5228-0245.3	330531	L= 245
			→	☐; → 08/00; + ABS			24.5228-0245.3	330531	L= 245
			→						
			→						
2.0 16V 2.0 HDi 109	100 80	09/00→03/05 05/01→03/05	←	→Orga 09184; + ESP	2	24.5111-0460.3	330603	L= 460	
			←	Orga 09185→; + ESP	2	24.5111-0460.3	330603	L= 460	
			←	Orga 09471→; - ESP	2	24.5111-0460.3	330603	L= 460	
			→						



	kW			 	! #		
<b>CITROËN - XSARA Coupe (N0) 01/98→04/05</b>							
 <b>Bremsschlauch</b>							
2.0 16V 2.0 HDi 109	100 80	09/00→03/05 05/01→03/05	← →Orga 09470; - ESP	2	24.5111-0460.3	330603	L= 460
			→		24.5228-0195.3	330469	L= 202
			→		24.5228-0245.3	330531	L= 245
2.0 HDI 90	66	02/99→03/05	← →Orga 09470	2	24.5111-0460.3	330603	L= 460
			← Orga 09471→	2	24.5111-0460.3	330603	L= 460
			→		24.5228-0195.3	330469	L= 202
2.0 i 16V	120	02/98→03/05	← →Orga 09184; - ESP	2	24.5111-0460.3	330603	L= 460
			← Orga 09185→; + ESP	2	24.5111-0460.3	330603	L= 460
			← Orga 09471→; - ESP	2	24.5111-0460.3	330603	L= 460
			← →Orga 09470; - ESP	2	24.5111-0460.3	330603	L= 460
			→		24.5228-0195.3	330469	L= 202
			→		24.5228-0245.3	330531	L= 245
<b>CITROËN - XSARA Kasten/Kombi 05/98→08/05</b>							
 <b>Bremssattel</b>							
1.4	55	09/00→03/05	←  ; + ABS		24.3541-1758.5	240935	TRW Ø 54 - Halter
			← 		24.3541-1771.5	240239	BOS Ø 54 - Halter
			← 		24.3541-1772.5	240240	BOS Ø 54 - Halter
1.8 D	43	05/98→05/99	←  ; - ABS		24.3481-9833.5	240479	ATE Ø 48 - Halter
			←  ; - ABS		24.3481-9834.5	240480	ATE Ø 48 - Halter
			←  ; + ABS		24.3541-1758.5	240935	TRW Ø 54 - Halter
			←  ; + ABS		24.3541-1768.5	240238	Ø 54 - Halter
1.9 D	51	06/99→08/05	←  ; + ABS		24.3541-1767.5	240237	BOS Ø 54 - Halter
			←  ; → 08/00; - ABS		24.3481-9833.5	240479	ATE Ø 48 - Halter
			←  ; → 08/00; - ABS		24.3481-9834.5	240480	ATE Ø 48 - Halter
			←  ; → 08/00		24.3541-1758.5	240935	TRW Ø 54 - Halter
			←  ; → 08/00		24.3541-1768.5	240238	Ø 54 - Halter
			←  ; → 08/00		24.3541-1767.5	240237	BOS Ø 54 - Halter
			←  ; 09/00→		24.3541-1771.5	240239	BOS Ø 54 - Halter
2.0 HDi	66	09/00→03/05	←  ; 09/00→		24.3541-1772.5	240240	BOS Ø 54 - Halter
			← 		24.3541-1771.5	240239	BOS Ø 54 - Halter
			← 		24.3541-1772.5	240240	BOS Ø 54 - Halter
<b>Feder, Bremssattel</b>							
1.8 D	43	05/98→05/99	← - ABS	2	11.8116-0129.1	390591	ATE
1.9 D	51	06/99→08/05	← → 08/00; - ABS	2	11.8116-0129.1	390591	ATE
<b>Führungshülensatz, Bremssattel</b>							
1.8 D	43	05/98→05/99	← - ABS		11.0101-5407.2	260011	ATE
1.9 D	51	06/99→08/05	← → 08/00; - ABS		11.0101-5407.2	260011	ATE
<b>Führungsbolzen, Bremssattel</b>							
1.8 D	43	05/98→05/99	- ABS		11.8171-0008.1	990049	ATE
1.9 D	51	06/99→08/05	→ 08/00; - ABS		11.8171-0008.1	990049	ATE
<b>Dichtungssatz, Bremssattel</b>							
1.8 D	43	05/98→05/99	← - ABS		11.0441-4811.2	250024	ATE
1.9 D	51	06/99→08/05	← → 08/00; - ABS		11.0441-4811.2	250024	ATE
 <b>Bremsschlauch</b>							
1.4	55	09/00→03/05	← →Orga 08091	2	24.5111-0438.3	330568	L= 445
			← Orga 08092→ Orga 09470	2	24.5111-0460.3	330603	L= 460
			← Orga 09471→	2	24.5111-0460.3	330603	L= 460
			→ 		24.5228-0195.3	330469	L= 202
			→ 		24.5228-0245.3	330531	L= 245
1.8 D	43	05/98→05/99	←	2	24.5111-0460.3	330603	L= 460
↓							

	kw			 	! #		
<b>CITROËN - XSARA Kasten/Kombi 05/98→08/05</b>							
<b>Bremsschlauch</b>							
1.8 D	43	05/98→05/99	➔	- ABS	2	24.5228-0195.3 330469	L= 202
			➔	☐; + ABS		24.5228-0195.3 330469	L= 202
			➔	☐; + ABS		24.5228-0245.3 330531	L= 245
1.9 D	51	06/99→08/05	➔	→Orga 09470	2	24.5111-0460.3 330603	L= 460
			➔	Orga 09471→	2	24.5111-0460.3 330603	L= 460
			➔	☐; 09/00→		24.5228-0195.3 330469	L= 202
			➔	→ 08/00; - ABS	2	24.5228-0195.3 330469	L= 202
			➔	☐; → 08/00; + ABS		24.5228-0195.3 330469	L= 202
			➔	☐; 09/00→		24.5228-0245.3 330531	L= 245
			➔	☐; → 08/00; + ABS		24.5228-0245.3 330531	L= 245
2.0 HDi	66	09/00→03/05	➔	Orga 09471→	2	24.5111-0460.3 330603	L= 460
			➔	→Orga 09470	2	24.5111-0460.3 330603	L= 460
			➔	☐		24.5228-0195.3 330469	L= 202
			➔	☐		24.5228-0245.3 330531	L= 245
<b>CITROËN - XSARA Kasten/Schrägheck (N3_) 05/98→03/05</b>							
<b>Bremssattel</b>							
1.4	55	05/98→10/04	➔	☐; → 08/00; - ABS		24.3481-1741.5 240245	BOS Ø 48 - Halter
			➔	☐; → 08/00; - ABS		24.3481-1742.5 240246	BOS Ø 48 - Halter
			➔	☐; → 08/00; + ABS		24.3481-9833.5 240479	ATE Ø 48 - Halter
			➔	☐; → 08/00; + ABS		24.3481-9834.5 240480	ATE Ø 48 - Halter
			➔	☐; 09/00→		24.3541-1771.5 240239	BOS Ø 54 - Halter
			➔	☐; 09/00→		24.3541-1772.5 240240	BOS Ø 54 - Halter
1.4 LPG	55	06/99→08/00	➔	☐; - ABS		24.3481-1741.5 240245	BOS Ø 48 - Halter
			➔	☐; - ABS		24.3481-1742.5 240246	BOS Ø 48 - Halter
			➔	☐; + ABS		24.3481-9833.5 240479	ATE Ø 48 - Halter
			➔	☐; + ABS		24.3481-9834.5 240480	ATE Ø 48 - Halter
1.8 D	43	05/98→05/99	➔	☐		24.3481-9833.5 240479	ATE Ø 48 - Halter
1.9 D	65	05/98→08/00	➔	☐		24.3481-9834.5 240480	ATE Ø 48 - Halter
1.9 D	51	06/99→03/05	➔	☐; → 08/00		24.3481-9833.5 240479	ATE Ø 48 - Halter
			➔	☐; → 08/00		24.3481-9834.5 240480	ATE Ø 48 - Halter
			➔	☐; 09/00→		24.3541-1771.5 240239	BOS Ø 54 - Halter
			➔	☐; 09/00→		24.3541-1772.5 240240	BOS Ø 54 - Halter
2.0 HDi	66	09/00→03/05	➔	☐		24.3541-1758.5 240935	TRW Ø 54 - Halter
			➔	☐		24.3541-1772.5 240240	BOS Ø 54 - Halter
			➔	☐		24.3541-1771.5 240239	BOS Ø 54 - Halter
<b>Feder, Bremssattel</b>							
1.4	55	05/98→10/04	➔	→ 08/00; + ABS	2	11.8116-0129.1 390591	ATE
1.4 LPG	55	06/99→08/00	➔	+ ABS	2	11.8116-0129.1 390591	ATE
1.8 D	43	05/98→05/99	➔		2	11.8116-0129.1 390591	ATE
1.9 D	65	05/98→08/00	➔				
1.9 D	51	06/99→03/05	➔	→ 08/00	2	11.8116-0129.1 390591	ATE
<b>Führungshülzensatz, Bremssattel</b>							
1.4	55	05/98→10/04	➔	→ 08/00; + ABS		11.0101-5407.2 260011	ATE
1.4 LPG	55	06/99→08/00	➔	+ ABS		11.0101-5407.2 260011	ATE
1.8 D	43	05/98→05/99	➔			11.0101-5407.2 260011	ATE
1.9 D	65	05/98→08/00	➔				
1.9 D	51	06/99→03/05	➔	→ 08/00		11.0101-5407.2 260011	ATE
<b>Führungsbolzen, Bremssattel</b>							
1.4	55	05/98→10/04		→ 08/00; + ABS		11.8171-0008.1 990049	ATE
1.4 LPG	55	06/99→08/00		+ ABS		11.8171-0008.1 990049	ATE
1.8 D	43	05/98→05/99				11.8171-0008.1 990049	ATE
1.9 D	65	05/98→08/00					
1.9 D	51	06/99→03/05		→ 08/00		11.8171-0008.1 990049	ATE
↓							

**CITROËN - XSARA Kasten/Schrägheck (N3\_) 05/98→03/05**

**Dichtungssatz, Bremssattel**

1.4	55	05/98→10/04	←	→ 08/00; + ABS		11.0441-4811.2	250024	ATE
1.4 LPG	55	06/99→08/00	←	+ ABS		11.0441-4811.2	250024	ATE
1.8 D	43	05/98→05/99	←			11.0441-4811.2	250024	ATE
1.9 D	65	05/98→08/00						
1.9 D	51	06/99→03/05	←	→ 08/00		11.0441-4811.2	250024	ATE

**Bremsschlauch**










1.4	55	05/98→10/04	←	→Orga 08091	2	24.5111-0438.3	330568	L= 445
			←	Orga 08092→ Orga 09470	2	24.5111-0460.3	330603	L= 460
			←	Orga 09471→	2	24.5111-0460.3	330603	L= 460
			→	☐; 09/00→		24.5228-0195.3	330469	L= 202
			→	☐; → 08/00; + ABS		24.5228-0195.3	330469	L= 202
			→	→ 08/00; - ABS	2	24.5228-0195.3	330469	L= 202
			→	☐; 09/00→		24.5228-0245.3	330531	L= 245
			→	☐; → 08/00; + ABS		24.5228-0245.3	330531	L= 245
1.4 LPG	55	06/99→08/00	←	→Orga 08091	2	24.5111-0438.3	330568	L= 445
			←	Orga 08092→ Orga 09470	2	24.5111-0460.3	330603	L= 460
			←	Orga 09471→	2	24.5111-0460.3	330603	L= 460
			→	- ABS	2	24.5228-0195.3	330469	L= 202
			→	☐; + ABS		24.5228-0195.3	330469	L= 202
			→	☐; + ABS		24.5228-0245.3	330531	L= 245
1.8 D 1.9 D	43 65	05/98→05/99 05/98→08/00	←		2	24.5111-0460.3	330603	L= 460
			→	- ABS	2	24.5228-0195.3	330469	L= 202
			→	☐; + ABS		24.5228-0195.3	330469	L= 202
			→	☐; + ABS		24.5228-0245.3	330531	L= 245
1.9 D	51	06/99→03/05	←	Orga 09471→	2	24.5111-0460.3	330603	L= 460
			←	→Orga 09470	2	24.5111-0460.3	330603	L= 460
			→	☐; 09/00→		24.5228-0195.3	330469	L= 202
			→	→ 08/00; - ABS	2	24.5228-0195.3	330469	L= 202
			→	☐; → 08/00; + ABS		24.5228-0195.3	330469	L= 202
			→	☐; 09/00→		24.5228-0245.3	330531	L= 245
			→	☐; → 08/00; + ABS		24.5228-0245.3	330531	L= 245
			2.0 HDi	66	09/00→03/05	←	→Orga 09470	2
←	Orga 09471→	2				24.5111-0460.3	330603	L= 460
→	☐					24.5228-0195.3	330469	L= 202
→	☐					24.5228-0245.3	330531	L= 245











**CITROËN - XSARA PICASSO (N68) 12/99→**







**Bremssattel**

1.6	65	12/99→	←	☐; 06/00→; →Orga 11340		24.3541-1758.5	240935	TRW Ø 54 - Halter
			←	☐; 06/00→ 03/10; + ESP		24.3541-1761.5	240233	Ø 54 - Halter
			←	☐; 06/00→ 03/10; + ESP		24.3541-1762.5	240234	Ø 54 - Halter
			←	☐; 06/00→ 03/10; - ESP		24.3541-1771.5	240239	BOS Ø 54 - Halter
			←	☐; 06/00→ 03/10; - ESP		24.3541-1772.5	240240	BOS Ø 54 - Halter
1.6	67	06/02→	←	☐; →Orga 11340		24.3541-1758.5	240935	TRW Ø 54 - Halter
			←	☐; → 03/10; + ESP		24.3541-1761.5	240233	Ø 54 - Halter
			←	☐; → 03/10; + ESP		24.3541-1762.5	240234	Ø 54 - Halter
			←	☐; → 03/10; - ESP		24.3541-1771.5	240239	BOS Ø 54 - Halter
			←	☐; → 03/10; - ESP		24.3541-1772.5	240240	BOS Ø 54 - Halter
1.6	70	12/99→	←	☐; 09/00→; →Orga 11340		24.3541-1758.5	240935	TRW Ø 54 - Halter
			←	☐; 09/00→ 03/10; + ESP		24.3541-1761.5	240233	Ø 54 - Halter
			←	☐; 09/00→ 03/10; + ESP		24.3541-1762.5	240234	Ø 54 - Halter
			←	☐; 09/00→ 03/10; - ESP		24.3541-1771.5	240239	BOS Ø 54 - Halter
			←	☐; 09/00→ 03/10; - ESP		24.3541-1772.5	240240	BOS Ø 54 - Halter












↓










	kw			 	! #		
<b>CITROËN - XSARA PICASSO (N68) 12/99→</b>							
 <b>Bremssattel</b>							
1.6 16V	80	09/05→	←	☐; →Orga 11340	24.3541-1758.5	240935	TRW Ø 54 - Halter
1.6 HDi	66	09/05→	←	☐; → 03/10; + ESP	24.3541-1761.5	240233	Ø 54 - Halter
1.6 HDi	80	05/04→	←	☐; → 03/10; + ESP	24.3541-1762.5	240234	Ø 54 - Halter
1.8 16V	85	02/00→	←	☐; → 03/10; - ESP	24.3541-1771.5	240239	BOS Ø 54 - Halter
			←	☐; → 03/10; - ESP	24.3541-1772.5	240240	BOS Ø 54 - Halter
			→	☐; → 03/10	24.3387-1711.5	240868	TRW Ø 38 - Halter
			→	☐; → 03/10	24.3387-1712.5	240869	TRW Ø 38 - Halter
1.6 16V	81	06/05→09/06	←	☐; 09/05→; →Orga 11340	24.3541-1758.5	240935	TRW Ø 54 - Halter
			←	☐; 09/05→; + ESP	24.3541-1761.5	240233	Ø 54 - Halter
			←	☐; 09/05→; + ESP	24.3541-1762.5	240234	Ø 54 - Halter
			←	☐; 09/05→; - ESP	24.3541-1771.5	240239	BOS Ø 54 - Halter
			←	☐; 09/05→; - ESP	24.3541-1772.5	240240	BOS Ø 54 - Halter
			→	☐; 09/05→	24.3387-1711.5	240868	TRW Ø 38 - Halter
			→	☐; 09/05→	24.3387-1712.5	240869	TRW Ø 38 - Halter
1.6 Chrono	74	04/01→10/04	←	☐; →Orga 11340	24.3541-1758.5	240935	TRW Ø 54 - Halter
			←	☐; + ESP	24.3541-1761.5	240233	Ø 54 - Halter
			←	☐; + ESP	24.3541-1762.5	240234	Ø 54 - Halter
			←	☐; - ESP	24.3541-1771.5	240239	BOS Ø 54 - Halter
			←	☐; - ESP	24.3541-1772.5	240240	BOS Ø 54 - Halter
2.0 16V	100	01/03→	←	☐; →Orga 11340	24.3541-1758.5	240935	TRW Ø 54 - Halter
			←	☐; → 03/10; Automatikgetriebe	24.3541-1761.5	240233	Ø 54 - Halter
			←	☐; → 03/10; + ESP; Schaltgetriebe	24.3541-1761.5	240233	Ø 54 - Halter
			←	☐; → 03/10; Automatikgetriebe	24.3541-1762.5	240234	Ø 54 - Halter
			←	☐; → 03/10; + ESP; Schaltgetriebe	24.3541-1762.5	240234	Ø 54 - Halter
			←	☐; → 03/10; - ESP; Schaltgetriebe	24.3541-1771.5	240239	BOS Ø 54 - Halter
			←	☐; → 03/10; Automatikgetriebe	24.3541-1771.5	240239	BOS Ø 54 - Halter
			←	☐; → 03/10; - ESP; Schaltgetriebe	24.3541-1772.5	240240	BOS Ø 54 - Halter
			←	☐; → 03/10; Automatikgetriebe	24.3541-1772.5	240240	BOS Ø 54 - Halter
			→	☐; → 03/10	24.3387-1711.5	240868	TRW Ø 38 - Halter
			→	☐; → 03/10	24.3387-1712.5	240869	TRW Ø 38 - Halter
2.0 16V	101	12/99→11/11	←	☐; 01/03→; →Orga 11340	24.3541-1758.5	240935	TRW Ø 54 - Halter
			←	☐; 01/03→ 03/10; + ESP; Schaltgetriebe	24.3541-1761.5	240233	Ø 54 - Halter
			←	☐; 01/03→ 03/10; Automatikgetriebe	24.3541-1761.5	240233	Ø 54 - Halter
			←	☐; 01/03→ 03/10; Automatikgetriebe	24.3541-1762.5	240234	Ø 54 - Halter
			←	☐; 01/03→ 03/10; + ESP; Schaltgetriebe	24.3541-1762.5	240234	Ø 54 - Halter
			←	☐; 01/03→ 03/10; - ESP; Schaltgetriebe	24.3541-1771.5	240239	BOS Ø 54 - Halter
			←	☐; 01/03→ 03/10; Automatikgetriebe	24.3541-1771.5	240239	BOS Ø 54 - Halter
			←	☐; 01/03→ 03/10; Automatikgetriebe	24.3541-1772.5	240240	BOS Ø 54 - Halter
			←	☐; 01/03→ 03/10; - ESP; Schaltgetriebe	24.3541-1772.5	240240	BOS Ø 54 - Halter
			→	☐; 01/03→ 03/10	24.3387-1711.5	240868	TRW Ø 38 - Halter
			→	☐; 01/03→ 03/10	24.3387-1712.5	240869	TRW Ø 38 - Halter
2.0 HDi	66	12/99→	←	☐; 06/00→; →Orga 11340	24.3541-1758.5	240935	TRW Ø 54 - Halter
			←	☐; 06/00→ 03/10; + ESP	24.3541-1761.5	240233	Ø 54 - Halter
			←	☐; 06/00→ 03/10; + ESP	24.3541-1762.5	240234	Ø 54 - Halter
			←	☐; 06/00→ 03/10; - ESP	24.3541-1771.5	240239	BOS Ø 54 - Halter
			←	☐; 06/00→ 03/10; - ESP	24.3541-1772.5	240240	BOS Ø 54 - Halter
			→	☐; 06/00→ 03/10	24.3387-1711.5	240868	TRW Ø 38 - Halter
			→	☐; 06/00→ 03/10	24.3387-1712.5	240869	TRW Ø 38 - Halter
 <b>Bremsschlauch</b>							
1.6	65	12/99→	←	06/00→ 03/10; - ESP	2	24.5111-0438.3	330568 L= 445
2.0 HDi	66	12/99→	←	06/00→ 03/10; + ESP	2	24.5111-0460.3	330603 L= 460
			→	06/00→; →Orga 09526	2	24.5229-0255.3	330581 L= 255
↓							










	kW			 	! #		
<b>CITROËN - XSARA PICASSO (N68) 12/99→</b>							
 <b>Bremsschlauch</b>							
1.6 2.0 HDi	65 66	12/99→ 12/99→	➔	Orga 09527→; → 03/10	2	24.5246-0260.3 330782	L= 260
1.6 1.8 16V	67 85	06/02→ 02/00→	➔	→ 03/10; - ESP	2	24.5111-0438.3 330568	L= 445
			➔	→ 03/10; + ESP	2	24.5111-0460.3 330603	L= 460
			➔	→Orga 09526	2	24.5229-0255.3 330581	L= 255
			➔	Orga 09527→; → 03/10	2	24.5246-0260.3 330782	L= 260
1.6	70	12/99→	➔	09/00→ 03/10; - ESP	2	24.5111-0438.3 330568	L= 445
			➔	09/00→ 03/10; + ESP	2	24.5111-0460.3 330603	L= 460
			➔	09/00→; →Orga 09526	2	24.5229-0255.3 330581	L= 255
			➔	Orga 09527→; → 03/10	2	24.5246-0260.3 330782	L= 260
1.6 16V 1.6 HDi 1.6 HDi 2.0 16V	80 66 80 100	09/05→ 09/05→ 05/04→ 01/03→	➔	→ 03/10; - ESP	2	24.5111-0438.3 330568	L= 445
			➔	→ 03/10; + ESP	2	24.5111-0460.3 330603	L= 460
			➔	→ 03/10	2	24.5246-0260.3 330782	L= 260
			➔	→ 03/10	2	24.5246-0260.3 330782	L= 260
1.6 16V	81	06/05→09/06	➔	09/05→; - ESP	2	24.5111-0438.3 330568	L= 445
			➔	09/05→; + ESP	2	24.5111-0460.3 330603	L= 460
			➔	09/05→	2	24.5246-0260.3 330782	L= 260
1.6 Chrono	74	04/01→10/04	➔	- ESP	2	24.5111-0438.3 330568	L= 445
			➔	+ ESP	2	24.5111-0460.3 330603	L= 460
			➔	→Orga 09526	2	24.5229-0255.3 330581	L= 255
			➔	Orga 09527→	2	24.5246-0260.3 330782	L= 260
2.0 16V	101	12/99→11/11	➔	01/03→ 03/10; - ESP	2	24.5111-0438.3 330568	L= 445
			➔	01/03→ 03/10; + ESP	2	24.5111-0460.3 330603	L= 460
			➔	01/03→ 03/10	2	24.5246-0260.3 330782	L= 260
<b>CITROËN - ZX (N2) 03/91→07/99</b>							
 <b>Bremssattel</b>							
1.6	66	07/94→10/97	➔	☐; → 06/97; + ABS		24.3481-1615.5 240031	TRW Ø 48 - Halter
			➔	☐; → 06/97; + ABS		24.3481-1616.5 240032	TRW Ø 48 - Halter
1.6 i	65	03/91→06/97	➔	☐; + ABS		24.3481-1615.5 240031	TRW Ø 48 - Halter
			➔	☐; + ABS		24.3481-1616.5 240032	TRW Ø 48 - Halter
1.8 1.8 1.9 DT 2.0	76 82 65 90	07/94→10/97 04/96→10/97 07/94→10/97 07/94→10/97	➔	☐; → 06/97		24.3481-1615.5 240031	TRW Ø 48 - Halter
			➔	☐; → 06/97		24.3481-1616.5 240032	TRW Ø 48 - Halter
			➔	☐		24.3481-1615.5 240031	TRW Ø 48 - Halter
			➔	☐		24.3481-1616.5 240032	TRW Ø 48 - Halter
1.8 i 1.8 i 16V 1.9 1.9 i 1.9 TD 2.0 i	74 81 93 88 66 89	07/92→06/97 01/96→06/97 03/91→06/97 03/91→06/97 07/92→06/97 07/92→06/97	➔	☐		24.3481-1615.5 240031	TRW Ø 48 - Halter
			➔	☐		24.3481-1616.5 240032	TRW Ø 48 - Halter
			➔	☐		24.3481-1615.5 240031	TRW Ø 48 - Halter
			➔	☐		24.3481-1616.5 240032	TRW Ø 48 - Halter
			➔	☐		24.3481-1615.5 240031	TRW Ø 48 - Halter
			➔	☐		24.3481-1616.5 240032	TRW Ø 48 - Halter
<b>Zubehörsatz, Bremssattel</b>							
1.6	66	07/94→10/97		→ 06/97; + ABS		24.0101-4806.2 260052	TRW
1.6 i	65	03/91→06/97		+ ABS		24.0101-4806.2 260052	TRW
1.8 1.8 1.9 DT 2.0	76 82 65 90	07/94→10/97 04/96→10/97 07/94→10/97 07/94→10/97		→ 06/97		24.0101-4806.2 260052	TRW
				→ 06/97		24.0101-4806.2 260052	TRW
				→ 06/97		24.0101-4806.2 260052	TRW
				→ 06/97		24.0101-4806.2 260052	TRW
1.8 i 1.8 i 16V 1.9 1.9 i 1.9 TD 2.0 i	74 81 93 88 66 89	07/92→06/97 01/96→06/97 03/91→06/97 03/91→06/97 07/92→06/97 07/92→06/97				24.0101-4806.2 260052	TRW
						24.0101-4806.2 260052	TRW
						24.0101-4806.2 260052	TRW
						24.0101-4806.2 260052	TRW
						24.0101-4806.2 260052	TRW
						24.0101-4806.2 260052	TRW
 <b>Bremsschlauch</b>							
1.1	44	03/91→06/97	➔		2	24.5111-0425.3 330278	L= 425
			➔	☐; Orga 06749→		24.5228-0195.3 330469	L= 202
			➔	→Orga 09748	2	24.5228-0195.3 330469	L= 202
			➔	☐; Orga 06749→		24.5228-0245.3 330531	L= 245
1.4 1.4 i 1.6 i ↓	55 55 65	03/91→06/97 03/91→06/97 03/91→06/97	➔		2	24.5111-0425.3 330278	L= 425
			➔	☐; Orga 06749→		24.5228-0195.3 330469	L= 202
			➔	☐; Orga 06749→		24.5228-0195.3 330469	L= 202











	kw				! #		
<b>CITROËN - ZX (N2) 03/91→07/99</b>							
<b>Bremsschlauch</b>							
1.8 D	44	06/93→06/97	→	→Orga 06748	2	24.5228-0195.3 330469	L= 202
1.8 i	74	07/92→06/97	→	→Orga 06748	2	24.5228-0195.3 330469	L= 202
1.9 D	47	03/91→06/97	→	☐; Orga 06749→	2	24.5228-0245.3 330531	L= 245
1.4 D	37	07/94→10/97	←	→ 06/97	2	24.5111-0425.3 330278	L= 425
1.6	66	07/94→10/97	→	☐; Orga 06749→; → 06/97	2	24.5228-0195.3 330469	L= 202
1.8	76	07/94→10/97	→	→Orga 06748	2	24.5228-0195.3 330469	L= 202
			→	☐; Orga 06749→; → 06/97	2	24.5228-0245.3 330531	L= 245
1.8	82	04/96→10/97	←	→ 06/97; - ABS	2	24.5111-0425.3 330278	L= 425
			←	→ 06/97; + ABS	2	24.5111-0438.3 330568	L= 445
			→	☐; → 06/97	2	24.5228-0195.3 330469	L= 202
			→	☐; → 06/97	2	24.5228-0245.3 330531	L= 245
1.8 i 16V	81	01/96→06/97	←	- ABS	2	24.5111-0425.3 330278	L= 425
			←	+ ABS	2	24.5111-0438.3 330568	L= 445
			→	☐	2	24.5228-0195.3 330469	L= 202
			→	☐	2	24.5228-0245.3 330531	L= 245
1.9	93	03/91→06/97	←	Orga 06749→; - ABS	2	24.5111-0425.3 330278	L= 425
1.8 i	88	03/91→06/97	←	→Orga 06748	2	24.5111-0425.3 330278	L= 425
2.0 i	89	07/92→06/97	←	Orga 06749→; + ABS	2	24.5111-0438.3 330568	L= 445
			→	→Orga 06748; + ABS	2	24.5112-0155.3 330507	L= 155
					2	24.5228-0195.3 330469	L= 202
			→	- ABS	2	24.5112-0155.3 330507	L= 155
					2	24.5228-0195.3 330469	L= 202
			→	☐; Orga 06749→; + ABS	2	24.5228-0195.3 330469	L= 202
			→	☐; Orga 06749→; + ABS	2	24.5228-0245.3 330531	L= 245
1.9 D	50	07/93→06/97	←	06/94→	2	24.5111-0425.3 330278	L= 425
			→	☐; Orga 06749→	2	24.5228-0195.3 330469	L= 202
			→	06/94→; →Orga 06748	2	24.5228-0195.3 330469	L= 202
			→	☐; Orga 06749→	2	24.5228-0245.3 330531	L= 245
1.9 DT	65	07/94→10/97	←	Orga 06749→; → 06/97; - ABS	2	24.5111-0425.3 330278	L= 425
			←	→Orga 06748	2	24.5111-0425.3 330278	L= 425
			←	Orga 06749→; → 06/97; + ABS	2	24.5111-0438.3 330568	L= 445
			→	→Orga 09748; + ABS	2	24.5112-0155.3 330507	L= 155
					2	24.5228-0195.3 330469	L= 202
			→	→ 06/97; - ABS	2	24.5112-0155.3 330507	L= 155
					2	24.5228-0195.3 330469	L= 202
			→	☐; Orga 06749→; → 06/97; + ABS	2	24.5228-0195.3 330469	L= 202
			→	☐; Orga 06749→; → 06/97; + ABS	2	24.5228-0245.3 330531	L= 245
1.9 TD	66	07/92→06/97	←	Orga 06749→; - ABS	2	24.5111-0425.3 330278	L= 425
			←	→Orga 06748	2	24.5111-0425.3 330278	L= 425
			←	Orga 06749→; + ABS	2	24.5111-0438.3 330568	L= 445
			→	→Orga 09748; + ABS	2	24.5112-0155.3 330507	L= 155
					2	24.5228-0195.3 330469	L= 202
			→	- ABS	2	24.5112-0155.3 330507	L= 155
					2	24.5228-0195.3 330469	L= 202
			→	☐; Orga 06749→; + ABS	2	24.5228-0195.3 330469	L= 202
			→	☐; Orga 06749→; + ABS	2	24.5228-0245.3 330531	L= 245
2.0	90	07/94→10/97	←	Orga 06749→; → 06/97; - ABS	2	24.5111-0425.3 330278	L= 425
			←	→Orga 06748	2	24.5111-0425.3 330278	L= 425
			←	Orga 06749→; → 06/97; + ABS	2	24.5111-0438.3 330568	L= 445
			→	→Orga 06748; + ABS	2	24.5112-0155.3 330507	L= 155
					2	24.5228-0195.3 330469	L= 202
			→	→ 06/97; - ABS	2	24.5112-0155.3 330507	L= 155
					2	24.5228-0195.3 330469	L= 202
			→	☐; Orga 06749→; → 06/97; + ABS	2	24.5228-0195.3 330469	L= 202
			→	☐; Orga 06749→; → 06/97; + ABS	2	24.5228-0245.3 330531	L= 245
2.0	122	09/96→10/97	←		2	24.5111-0460.3 330603	L= 460
↓							


























	kW			 	! #		
<b>CITROËN - ZX (N2) 03/91→07/99</b>							
 <b>Bremsschlauch</b>							
2.0 i 16V	120	05/96→06/97	➔	<input type="checkbox"/>		24.5228-0195.3 330469	L= 202
			➔	<input type="checkbox"/>		24.5228-0245.3 330531	L= 245
2.0 i 16V	110	06/94→06/97	➔		2	24.5111-0438.3 330568	L= 445
			➔	→Orga 06748; + ABS	2	24.5112-0155.3 330507	L= 155
			➔	- ABS	2	24.5112-0155.3 330507	L= 155
			➔	<input type="checkbox"/> ; Orga 06749→; + ABS		24.5228-0195.3 330469	L= 202
			➔	<input type="checkbox"/> ; Orga 06749→; + ABS		24.5228-0245.3 330531	L= 245
2.0 i 16V	114	07/92→10/97	➔		2	24.5111-0438.3 330568	L= 445
			➔		2	24.5112-0155.3 330507	L= 155
						24.5228-0195.3 330469	L= 202
<b>CITROËN - ZX Break (N2) 10/93→07/99</b>							
 <b>Bremssattel</b>							
1.6 i	65	10/93→10/97	➔	<input type="checkbox"/> ; + ABS		24.3481-1615.5 240031	TRW Ø 48 - Halter
			➔	<input type="checkbox"/> ; + ABS		24.3481-1616.5 240032	TRW Ø 48 - Halter
1.8 D	44	10/93→10/97	➔	<input type="checkbox"/>		24.3481-1615.5 240031	TRW Ø 48 - Halter
1.8 i	74	10/93→10/97					
1.8 i 16V	81	01/96→02/98	➔	<input type="checkbox"/>		24.3481-1616.5 240032	TRW Ø 48 - Halter
1.9 D	47	10/93→10/97					
1.9 D	50	06/94→10/97					
1.9 TD	66	10/93→10/97					
<b>Zubehörsatz, Bremssattel</b>							
1.6 i	65	10/93→10/97		+ ABS		24.0101-4806.2 260052	TRW
1.8 D	44	10/93→10/97				24.0101-4806.2 260052	TRW
1.8 i	74	10/93→10/97					
1.8 i 16V	81	01/96→02/98					
1.9 D	47	10/93→10/97					
1.9 D	50	06/94→10/97					
1.9 TD	66	10/93→10/97					
 <b>Bremsschlauch</b>							
1.4 i	55	10/93→10/97	➔		2	24.5111-0425.3 330278	L= 425
1.5 D	42	06/96→02/98					
1.6 i	65	10/93→10/97	➔	<input type="checkbox"/>		24.5228-0195.3 330469	L= 202
1.8 D	44	10/93→10/97	➔	<input type="checkbox"/>		24.5228-0245.3 330531	L= 245
1.8 i	74	10/93→10/97					
1.9 D	47	10/93→10/97					
1.9 D	50	06/94→10/97					
1.8 i 16V	81	01/96→02/98	➔	- ABS	2	24.5111-0425.3 330278	L= 425
			➔	+ ABS	2	24.5111-0438.3 330568	L= 445
			➔	<input type="checkbox"/>		24.5228-0195.3 330469	L= 202
			➔	<input type="checkbox"/>		24.5228-0245.3 330531	L= 245
1.9 TD	66	10/93→10/97	➔	Orga 06749→; - ABS	2	24.5111-0425.3 330278	L= 425
			➔	→Orga 06748	2	24.5111-0425.3 330278	L= 425
			➔	Orga 06749→; + ABS	2	24.5111-0438.3 330568	L= 445
			➔	<input type="checkbox"/>		24.5228-0195.3 330469	L= 202
			➔	<input type="checkbox"/>		24.5228-0245.3 330531	L= 245
<b>DACIA - DOKKER 11/12→</b>							
 <b>Bremssattel</b>							
1.2 TCe	85	11/12→	➔	<input type="checkbox"/>		11.9541-9950.2 220843	ATE Ø 54 - Halter
			➔	<input type="checkbox"/>		11.9541-9951.2 220844	ATE Ø 54 - Halter
1.5 dCi	55	11/12→	➔	<input type="checkbox"/> ; + ESP		11.9541-9950.2 220843	ATE Ø 54 - Halter
1.5 dCi	66	11/12→					
1.6	61	11/12→	➔	<input type="checkbox"/> ; + ESP		11.9541-9951.2 220844	ATE Ø 54 - Halter
1.6	75	04/15→	➔	<input type="checkbox"/> ; - ESP		24.3541-1849.5 240707	TRW Ø 54 - Halter
1.6 LPG	61	11/13→					
1.6 LPG	75	04/15→	➔	<input type="checkbox"/> ; - ESP		24.3541-1850.5 240708	TRW Ø 54 - Halter
<b>Halter, Bremssattel</b>							
1.2 TCe	85	11/12→	➔			11.8170-0002.1 260110	ATE
1.5 dCi	55	11/12→	➔	+ ESP		11.8170-0002.1 260110	ATE
↓							

	kw			 	! #		
<b>DACIA - DOKKER 11/12→</b>							
<b>Halter, Bremssattel</b>							
1.5 dCi	66	11/12→	←	+ ESP		11.8170-0002.1	260110 ATE
1.6	61	11/12→					
1.6	75	04/15→					
1.6 LPG	61	11/13→					
1.6 LPG	75	04/15→					
<b>Feder, Bremssattel</b>							
1.2 TCe	85	11/12→			2	11.8116-0356.1	390586 ATE
1.5 dCi	55	11/12→		+ ESP	2	11.8116-0356.1	390586 ATE
1.5 dCi	66	11/12→					
1.6	61	11/12→					
1.6	75	04/15→					
1.6 LPG	61	11/13→					
1.6 LPG	75	04/15→					
<b>Zubehörsatz, Bremssattel</b>							
1.5 dCi	55	11/12→	←	- ESP		24.0101-5407.2	260140
1.5 dCi	66	11/12→					
1.6	61	11/12→					
1.6	75	04/15→					
1.6 LPG	61	11/13→					
1.6 LPG	75	04/15→					
<b>DACIA - DOKKER Express 12/12→</b>							
 <b>Bremssattel</b>							
1.2 TCe 115	84	12/12→	←	☐		11.9541-9950.2	220843 ATE Ø 54 - Halter
1.2 TCe 115	85	07/15→	←	☐		11.9541-9951.2	220844 ATE Ø 54 - Halter
1.5 dCi	55	12/12→	←	☐; - ESP; für erhöhte Nutzlast		11.9541-9950.2	220843 ATE Ø 54 - Halter
1.5 dCi	66	12/12→	←	☐; + ESP		11.9541-9950.2	220843 ATE Ø 54 - Halter
1.6	61	12/12→	←	☐; + ESP		11.9541-9951.2	220844 ATE Ø 54 - Halter
1.6	75	04/15→	←	☐; + ESP		11.9541-9951.2	220844 ATE Ø 54 - Halter
1.6 LPG	61	11/13→	←	☐; - ESP; für erhöhte Nutzlast		11.9541-9951.2	220844 ATE Ø 54 - Halter
1.6 LPG	75	04/15→	←	☐; - ESP; für erhöhte Nutzlast		11.9541-9951.2	220844 ATE Ø 54 - Halter
			←	☐; - ESP; nicht für erhöhte Nutzlast		24.3541-1849.5	240707 TRW Ø 54 - Halter
			←	☐; - ESP; nicht für erhöhte Nutzlast		24.3541-1850.5	240708 TRW Ø 54 - Halter
<b>Halter, Bremssattel</b>							
1.2 TCe 115	84	12/12→	←			11.8170-0002.1	260110 ATE
1.2 TCe 115	85	07/15→	←				
1.5 dCi	55	12/12→	←	+ ESP		11.8170-0002.1	260110 ATE
1.5 dCi	66	12/12→	←				
1.6	61	12/12→	←	- ESP; für erhöhte Nutzlast		11.8170-0002.1	260110 ATE
1.6	75	04/15→					
1.6 LPG	61	11/13→					
1.6 LPG	75	04/15→					
<b>Feder, Bremssattel</b>							
1.2 TCe 115	84	12/12→			2	11.8116-0356.1	390586 ATE
1.2 TCe 115	85	07/15→					
1.5 dCi	55	12/12→		+ ESP	2	11.8116-0356.1	390586 ATE
1.5 dCi	66	12/12→					
1.6	61	12/12→		- ESP; für erhöhte Nutzlast	2	11.8116-0356.1	390586 ATE
1.6	75	04/15→					
1.6 LPG	61	11/13→					
1.6 LPG	75	04/15→					
<b>DACIA - DUSTER 04/10→</b>							
 <b>Bremssattel</b>							
1.2 TCe 125	92	10/13→	←	☐		11.9541-9950.2	220843 ATE Ø 54 - Halter
1.2 TCe 125 4x4	92	06/15→	←	☐		11.9541-9951.2	220844 ATE Ø 54 - Halter
1.5 dCi 4x4	66	10/10→	←	☐			
1.5 dCi	63	04/10→	←	☐; + ABS		11.9541-9950.2	220843 ATE Ø 54 - Halter
1.5 dCi	66	10/10→	←	☐; + ABS		11.9541-9951.2	220844 ATE Ø 54 - Halter
1.5 dCi	79	06/10→	←	☐; + ABS		11.9541-9951.2	220844 ATE Ø 54 - Halter
1.5 dCi 4x4	79	06/10→	←	☐; - ABS		24.3541-1849.5	240707 TRW Ø 54 - Halter
1.5 dCi 4x4	80	08/13→	←	☐; - ABS		24.3541-1850.5	240708 TRW Ø 54 - Halter
1.5 dCi 4x4	81	10/10→	←	☐; - ABS		24.3541-1850.5	240708 TRW Ø 54 - Halter
1.5 dCi	80	08/13→	←	☐; 09/13→; + ABS		11.9541-9950.2	220843 ATE Ø 54 - Halter
1.5 dCi	81	08/13→	←	☐; 09/13→; + ABS		11.9541-9951.2	220844 ATE Ø 54 - Halter
			←	☐; 09/13→; - ABS		24.3541-1849.5	240707 TRW Ø 54 - Halter
			←	☐; 09/13→; - ABS		24.3541-1850.5	240708 TRW Ø 54 - Halter
1.6 16V	77	04/10→	←	☐; + ESP		11.9541-9950.2	220843 ATE Ø 54 - Halter
1.6 16V 4x4	77	06/10→	←	☐; + ESP		11.9541-9951.2	220844 ATE Ø 54 - Halter
1.6 16V LPG	77	04/11→	←	☐; + ESP		11.9541-9951.2	220844 ATE Ø 54 - Halter
↓							



























	kw			 	! #			
<b>DACIA - DUSTER 04/10→</b>								
 <b>Bremssattel</b>								
1.6 SCe 115	84	06/15→	←	☐; - ESP		24.3541-1849.5	240707	TRW Ø 54 - Halter
1.6 SCe 115 4x4	84	06/15→	←	☐; - ESP		24.3541-1850.5	240708	TRW Ø 54 - Halter
1.6 SCe 115 LPG	84	06/15→	←	☐; - ESP		24.3541-1850.5	240708	TRW Ø 54 - Halter
1.6 16V Hi-Flex	77	08/10→	←	☐; 04/11→; + ESP		11.9541-9950.2	220843	ATE Ø 54 - Halter
			←	☐; 04/11→; + ESP		11.9541-9951.2	220844	ATE Ø 54 - Halter
			←	☐; 04/11→; - ESP		24.3541-1849.5	240707	TRW Ø 54 - Halter
			←	☐; 04/11→; - ESP		24.3541-1850.5	240708	TRW Ø 54 - Halter
<b>Halter, Bremssattel</b>								
1.2 TCe 125	92	10/13→	←			11.8170-0002.1	260110	ATE
1.2 TCe 125 4x4	92	06/15→						
1.5 dCi 4x4	66	10/10→						
1.5 dCi	63	04/10→	←	+ ABS		11.8170-0002.1	260110	ATE
1.5 dCi	66	10/10→						
1.5 dCi	79	06/10→						
1.5 dCi 4x4	79	06/10→						
1.5 dCi 4x4	80	08/13→						
1.5 dCi 4x4	81	10/10→						
1.5 dCi	80	08/13→	←	09/13→; + ABS		11.8170-0002.1	260110	ATE
1.5 dCi	81	08/13→	←	09/13→; + ABS		11.8170-0002.1	260110	ATE
1.6 16V	77	04/10→	←	+ ESP		11.8170-0002.1	260110	ATE
1.6 16V 4x4	77	06/10→						
1.6 16V LPG	77	04/11→						
1.6 SCe 115	84	06/15→						
1.6 SCe 115 4x4	84	06/15→						
1.6 SCe 115 LPG	84	06/15→						
1.6 16V Hi-Flex	77	08/10→	←	04/11→; + ESP		11.8170-0002.1	260110	ATE
<b>Feder, Bremssattel</b>								
1.2 TCe 125	92	10/13→			2	11.8116-0356.1	390586	ATE
1.2 TCe 125 4x4	92	06/15→						
1.5 dCi 4x4	66	10/10→						
1.5 dCi	63	04/10→		+ ABS	2	11.8116-0356.1	390586	ATE
1.5 dCi	66	10/10→						
1.5 dCi	79	06/10→						
1.5 dCi 4x4	79	06/10→						
1.5 dCi 4x4	80	08/13→						
1.5 dCi 4x4	81	10/10→						
1.5 dCi	80	08/13→		09/13→; + ABS	2	11.8116-0356.1	390586	ATE
1.5 dCi	81	08/13→		09/13→; + ABS	2	11.8116-0356.1	390586	ATE
1.6 16V	77	04/10→		+ ESP	2	11.8116-0356.1	390586	ATE
1.6 16V 4x4	77	06/10→						
1.6 16V LPG	77	04/11→						
1.6 SCe 115	84	06/15→						
1.6 SCe 115 4x4	84	06/15→						
1.6 SCe 115 LPG	84	06/15→						
1.6 16V Hi-Flex	77	08/10→		04/11→; + ESP	2	11.8116-0356.1	390586	ATE
 <b>Bremsschlauch</b>								
1.2 TCe 125	92	10/13→	←		2	24.5111-0450.3	331557	L= 450
			→		2	24.5201-0280.3	331569	L= 280
1.2 TCe 125 4x4	92	06/15→	←		2	24.5111-0415.3	331506	L= 415
			→		2	24.5201-0280.3	331569	L= 280
1.5 dCi 4x4	80	08/13→	←	+ ESP	2	24.5111-0415.3	331506	L= 415
			→		2	24.5229-0285.3	330032	L= 285
1.6 16V	77	04/10→	←	- ESP	2	24.5111-0450.3	331557	L= 450
1.6 16V 4x4	77	06/10→	→		2	24.5229-0285.3	330032	L= 285
1.6 16V LPG	77	04/11→						
1.6 SCe 115	84	06/15→						
1.6 SCe 115 4x4	84	06/15→						
1.6 SCe 115 LPG	84	06/15→						
1.5 dCi	79	06/10→	←	- ESP	2	24.5111-0415.3	331506	L= 415
			→		2	24.5229-0285.3	330032	L= 285
1.5 dCi	80	08/13→	←		2	24.5111-0415.3	331506	L= 415
			→		2	24.5229-0285.3	330032	L= 285
1.5 dCi	81	08/13→	←	09/13→	2	24.5111-0450.3	331557	L= 450
			→	09/13→	2	24.5201-0280.3	331569	L= 280
1.5 dCi 4x4	66	10/10→	←		2	24.5111-0415.3	331506	L= 415
1.5 dCi 4x4	79	06/10→	→		2	24.5229-0285.3	330032	L= 285
1.5 dCi 4x4	81	10/10→						
1.6 16V Hi-Flex	77	08/10→	←	04/11→; + ESP	2	24.5111-0415.3	331506	L= 415
			←	04/11→; - ESP	2	24.5111-0450.3	331557	L= 450
↓								












	kw			 	! #		
<b>DACIA - DUSTER 04/10→</b>							
 <b>Bremsschlauch</b>							
1.6 16V Hi-Flex	77	08/10→	→	04/11→	2	24.5229-0285.3 330032	L= 285
<b>DACIA - DUSTER Kasten 04/11→</b>							
 <b>Bremssattel</b>							
1.2 TCe 125 4x4	92	10/13→	←	☐; 06/15→		11.9541-9950.2 220843	ATE Ø 54 - Halter
			←	☐; 06/15→		11.9541-9951.2 220844	ATE Ø 54 - Halter
1.5 dCi	66	04/11→	←	☐; + ABS		11.9541-9950.2 220843	ATE Ø 54 - Halter
			←	☐; + ABS		11.9541-9951.2 220844	ATE Ø 54 - Halter
			←	☐; - ABS		24.3541-1849.5 240707	TRW Ø 54 - Halter
			←	☐; - ABS		24.3541-1850.5 240708	TRW Ø 54 - Halter
1.5 dCi	80	04/13→	←	☐; 09/13→; + ABS		11.9541-9950.2 220843	ATE Ø 54 - Halter
			←	☐; 09/13→; + ABS		11.9541-9951.2 220844	ATE Ø 54 - Halter
			←	☐; 09/13→; - ABS		24.3541-1849.5 240707	TRW Ø 54 - Halter
			←	☐; 09/13→; - ABS		24.3541-1850.5 240708	TRW Ø 54 - Halter
1.5 dCi 4x4	66	04/11→	←	☐		11.9541-9950.2 220843	ATE Ø 54 - Halter
			←	☐		11.9541-9951.2 220844	ATE Ø 54 - Halter
1.5 dCi 4x4	80	04/13→	←	☐; 08/13→; + ABS		11.9541-9950.2 220843	ATE Ø 54 - Halter
			←	☐; 08/13→; + ABS		11.9541-9951.2 220844	ATE Ø 54 - Halter
			←	☐; 08/13→; - ABS		24.3541-1849.5 240707	TRW Ø 54 - Halter
			←	☐; 08/13→; - ABS		24.3541-1850.5 240708	TRW Ø 54 - Halter
1.6 16V 4x4	77	04/11→	←	☐; + ESP		11.9541-9950.2 220843	ATE Ø 54 - Halter
1.6 16V Hi-Flex	77	04/11→	←	☐; + ESP		11.9541-9951.2 220844	ATE Ø 54 - Halter
1.6 SCe 115	84	06/15→	←	☐; + ESP		11.9541-9951.2 220844	ATE Ø 54 - Halter
1.6 SCe 115 4x4	84	06/15→	←	☐; - ESP		24.3541-1849.5 240707	TRW Ø 54 - Halter
			←	☐; - ESP		24.3541-1850.5 240708	TRW Ø 54 - Halter
<b>Halter, Bremssattel</b>							
1.2 TCe 125 4x4	92	10/13→	←	06/15→		11.8170-0002.1 260110	ATE
1.5 dCi	66	04/11→	←	+ ABS		11.8170-0002.1 260110	ATE
1.5 dCi	80	04/13→	←	09/13→; + ABS		11.8170-0002.1 260110	ATE
1.5 dCi 4x4	66	04/11→	←			11.8170-0002.1 260110	ATE
1.5 dCi 4x4	80	04/13→	←	08/13→; + ABS		11.8170-0002.1 260110	ATE
1.6 16V 4x4	77	04/11→	←	+ ESP		11.8170-0002.1 260110	ATE
1.6 16V Hi-Flex	77	04/11→	←	+ ESP		11.8170-0002.1 260110	ATE
1.6 SCe 115	84	06/15→	←	+ ESP		11.8170-0002.1 260110	ATE
1.6 SCe 115 4x4	84	06/15→	←	+ ESP		11.8170-0002.1 260110	ATE
<b>Feder, Bremssattel</b>							
1.2 TCe 125 4x4	92	10/13→		06/15→	2	11.8116-0356.1 390586	ATE
1.5 dCi	66	04/11→		+ ABS	2	11.8116-0356.1 390586	ATE
1.5 dCi	80	04/13→		09/13→; + ABS	2	11.8116-0356.1 390586	ATE
1.5 dCi 4x4	66	04/11→			2	11.8116-0356.1 390586	ATE
1.5 dCi 4x4	80	04/13→		08/13→; + ABS	2	11.8116-0356.1 390586	ATE
1.6 16V 4x4	77	04/11→		+ ESP	2	11.8116-0356.1 390586	ATE
1.6 16V Hi-Flex	77	04/11→		+ ESP	2	11.8116-0356.1 390586	ATE
1.6 SCe 115	84	06/15→		+ ESP	2	11.8116-0356.1 390586	ATE
1.6 SCe 115 4x4	84	06/15→		+ ESP	2	11.8116-0356.1 390586	ATE
 <b>Bremsschlauch</b>							
1.2 TCe 125 4x4	92	10/13→	←	06/15→	2	24.5111-0415.3 331506	L= 415
			→	06/15→	2	24.5201-0280.3 331569	L= 280
1.5 dCi	66	04/11→	←	+ ESP	2	24.5111-0415.3 331506	L= 415
1.6 16V 4x4	77	04/11→	←	- ESP	2	24.5111-0450.3 331557	L= 450
1.6 16V Hi-Flex	77	04/11→	←	- ESP	2	24.5111-0450.3 331557	L= 450
1.6 SCe 115	84	06/15→	→		2	24.5229-0285.3 330032	L= 285
1.6 SCe 115 4x4	84	06/15→	→		2	24.5229-0285.3 330032	L= 285
1.5 dCi	80	04/13→	←	08/13→	2	24.5111-0415.3 331506	L= 415
			←	09/13→	2	24.5111-0450.3 331557	L= 450
			→	09/13→	2	24.5201-0280.3 331569	L= 280
1.5 dCi 4x4	66	04/11→	←		2	24.5111-0415.3 331506	L= 415
			→		2	24.5229-0285.3 330032	L= 285
↓							














	kw					! #		
<b>DACIA - DUSTER Kasten 04/11→</b>								
 <b>Bremsschlauch</b>								
1.5 dCi 4x4	80	04/13→	←	08/13→	2	24.5111-0415.3	331506	L= 415
			→	08/13→	2	24.5201-0280.3	331569	L= 280
<b>DACIA - LODGY 03/12→</b>								
 <b>Bremssattel</b>								
1.2 TCe	85	03/12→	←	☐		11.9541-9950.2	220843	ATE Ø 54 - Halter
1.5 dCi	79	01/13→	←	☐		11.9541-9951.2	220844	ATE Ø 54 - Halter
1.5 dCi	80	06/15→	←					
1.5 dCi	81	03/12→	←					
1.5 dCi	66	03/12→	←	☐; + ESP		11.9541-9950.2	220843	ATE Ø 54 - Halter
1.6	61	03/12→	←	☐; + ESP		11.9541-9951.2	220844	ATE Ø 54 - Halter
1.6 LPG	61	11/13→	←	☐; - ESP		24.3541-1849.5	240707	TRW Ø 54 - Halter
			←	☐; - ESP		24.3541-1850.5	240708	TRW Ø 54 - Halter
1.6 LPG	75	04/15→	←	☐		24.3541-1849.5	240707	TRW Ø 54 - Halter
1.6 SCe 115	75	06/15→	←	☐		24.3541-1850.5	240708	TRW Ø 54 - Halter
<b>Halter, Bremssattel</b>								
1.2 TCe	85	03/12→	←			11.8170-0002.1	260110	ATE
1.5 dCi	79	01/13→	←					
1.5 dCi	80	06/15→	←					
1.5 dCi	81	03/12→	←					
1.5 dCi	66	03/12→	←	+ ESP		11.8170-0002.1	260110	ATE
1.6	61	03/12→	←					
1.6 LPG	61	11/13→	←					
<b>Feder, Bremssattel</b>								
1.2 TCe	85	03/12→			2	11.8116-0356.1	390586	ATE
1.5 dCi	79	01/13→						
1.5 dCi	80	06/15→						
1.5 dCi	81	03/12→						
1.5 dCi	66	03/12→		+ ESP	2	11.8116-0356.1	390586	ATE
1.6	61	03/12→						
1.6 LPG	61	11/13→						
<b>DACIA - LOGAN (LS_) 09/04→</b>								
 <b>Bremssattel</b>								
1.0 Hi-Flex (LS0R, LS1G)	56	01/11→10/12	←	☐		24.3481-1611.5	240029	TRW Ø 48 - Halter
			←	☐		24.3481-1612.5	240030	TRW Ø 48 - Halter
			←	☐; V		24.3481-1615.5	240031	TRW Ø 48 - Halter
			←	☐; V		24.3481-1616.5	240032	TRW Ø 48 - Halter
1.2 16V	55	02/06→	←	☐; → 04/13		24.3481-1611.5	240029	TRW Ø 48 - Halter
1.2 16V LPG	55	02/06→	←	☐; → 04/13		24.3481-1612.5	240030	TRW Ø 48 - Halter
1.4 (LSOA, LSOC, LSOE, LSOG)	55	09/04→	←	☐; V; → 04/13		24.3481-1615.5	240031	TRW Ø 48 - Halter
1.4 MPI LPG (LS0C)	55	02/06→	←	☐; V; → 04/13		24.3481-1616.5	240032	TRW Ø 48 - Halter
1.5 dCi (LS04)	55	05/10→	←	☐; V; → 04/13				
1.5 dCi (LS04)	65	05/10→						
1.5 dCi (LS0J, LS0Y)	48	09/05→						
1.5 dCi (LS0W)	63	09/07→						
1.6 (LSOB, LSOD, LSOF, LSOH)	64	09/04→						
1.6 16V (LS09, LS0L, LS0M, LS0P, LS0V, LS18, LS1S, LS1V,...)	77	02/06→						
1.6 Bifuel	62	05/10→						
1.6 MPI 85	62	05/10→						
1.5 dCi (LS0K)	50	01/06→	←	☐; → 04/13		24.3481-1611.5	240029	TRW Ø 48 - Halter
			←	☐; → 04/13		24.3481-1612.5	240030	TRW Ø 48 - Halter
			←	☐; 08/06→; V; → 04/13		24.3481-1615.5	240031	TRW Ø 48 - Halter
			←	☐; 08/06→; V; → 04/13		24.3481-1616.5	240032	TRW Ø 48 - Halter
1.6 16V Flexifuel	77	07/10→	←	☐; 01/11→ 04/13		24.3481-1611.5	240029	TRW Ø 48 - Halter
			←	☐; 01/11→ 04/13		24.3481-1612.5	240030	TRW Ø 48 - Halter
			←	☐; 01/11→; V; → 04/13		24.3481-1615.5	240031	TRW Ø 48 - Halter
			←	☐; 01/11→; V; → 04/13		24.3481-1616.5	240032	TRW Ø 48 - Halter
 <b>Bremsschlauch</b>								
1.0 Hi-Flex (LS0R, LS1G)	56	01/11→10/12	←		2	24.5111-0300.3	330407	L= 300














	kW			 	! #		
<b>DACIA - LOGAN (LS_) 09/04→</b>							
 <b>Bremsschlauch</b>							
1.0 Hi-Flex (LS0R, LS1G)	56	01/11→10/12	➔		2	24.5229-0285.3 330032	L= 285
1.2 16V	55	02/06→	➔	→ 04/13	2	24.5111-0300.3 330407	L= 300
1.2 16V LPG	55	02/06→					
1.4 (LSOA, LSOC, LSOE, LSOG)	55	09/04→	➔	→ 04/13	2	24.5229-0285.3 330032	L= 285
1.4 MPI LPG (LS0C)	55	02/06→					
1.5 dCi (LS04)	55	05/10→					
1.5 dCi (LS04)	65	05/10→					
1.5 dCi (LS0J, LS0Y)	48	09/05→					
1.5 dCi (LS0K)	50	01/06→					
1.5 dCi (LS0W)	63	09/07→					
1.6 (LSOB, LSOD, LSOF, LSOH)	64	09/04→					
1.6 16V (LS09, LS0L, LS0M, LS0P, LS0V, LS18, LS1S, LS1V,...)	77	02/06→					
1.6 Bifuel	62	05/10→					
1.6 MPI 85	62	05/10→					
1.6 16V Flexifuel	77	07/10→	➔	01/11→ 04/13	2	24.5111-0300.3 330407	L= 300
			➔	01/11→ 04/13	2	24.5229-0285.3 330032	L= 285
<b>DACIA - LOGAN II 10/12→</b>							
<b>Feder, Bremsattel</b>							
1.2	54	05/15→	➔		2	11.8116-0264.1 390594	ATE
1.5 dCi	63	01/13→					
1.6 16V	77	01/13→					
1.2	55	10/12→	➔	11/12→	2	11.8116-0264.1 390594	ATE
1.2 LPG	55	10/12→					
1.5 dCi	55	10/12→					
1.5 dCi	66	10/12→					
TCe 90	66	10/12→					
 <b>Bremsschlauch</b>							
1.0 SCe 75	54	01/17→	➔		2	24.5201-0280.3 331569	L= 280
1.2	54	05/15→					
1.5 dCi	63	01/13→					
1.6 16V	77	01/13→					
TCe 90 LPG	66	09/15→					
1.2	55	10/12→	➔	11/12→	2	24.5201-0280.3 331569	L= 280
1.2 LPG	55	10/12→					
1.5 dCi	55	10/12→					
1.5 dCi	66	10/12→					
TCe 90	66	10/12→					
<b>DACIA - LOGAN EXPRESS (FS_) 03/09→</b>							
 <b>Bremsattel</b>							
1.4	55	03/09→	➔	☐; → 06/13; V		24.3541-1849.5 240707	TRW Ø 54 - Halter
1.5 dCi	55	05/10→					
1.5 dCi	65	05/10→	➔	☐; → 06/13; V		24.3541-1850.5 240708	TRW Ø 54 - Halter
1.5 dCi (FS0K)	50	03/09→					
1.5 dCi (FS0W)	63	03/09→					
1.6	64	03/09→					
1.6 MPI 85	62	05/10→					
 <b>Bremsschlauch</b>							
1.4	55	03/09→	➔	→ 06/13	2	24.5111-0310.3 331393	L= 310
1.5 dCi	55	05/10→					
1.5 dCi	65	05/10→	➔	→ 06/13	2	24.5229-0285.3 330032	L= 285
1.5 dCi (FS0K)	50	03/09→					
1.5 dCi (FS0W)	63	03/09→					
1.6	64	03/09→					
1.6 MPI 85	62	05/10→					
<b>DACIA - LOGAN MCV (KS_) 02/07→</b>							
 <b>Bremsattel</b>							
1.4	55	02/07→	➔	☐; für Bremsscheibendurchmesser [mm]: 259; → 04/13		24.3481-1615.5 240031	TRW Ø 48 - Halter
1.5 dCi (KS04)	55	05/10→					
1.5 dCi (KS04)	65	05/10→					
1.6	64	02/07→	➔	☐; für Bremsscheibendurchmesser [mm]: 259; → 04/13		24.3481-1616.5 240032	TRW Ø 48 - Halter
1.6 MPI 85	62	05/10→					
1.5 dCi (KS0K)	50	02/07→	➔	☐; für Bremsscheibendurchmesser [mm]: 259; → 04/13		24.3481-1615.5 240031	TRW Ø 48 - Halter
↓							






























	kw				! #		
<b>DACIA - LOGAN MCV (KS_) 02/07→</b>							
 <b>Bremssattel</b>							
1.5 dCi (KS0K)	50	02/07→	←	 ; für Bremsscheibendurchmesser [mm]: 259; → 04/13		24.3481-1616.5 240032	TRW Ø 48 - Halter
			←	 ; 12/08→; für Bremsscheibendurchmesser [mm]: 260; → 04/13		24.3541-1849.5 240707	TRW Ø 54 - Halter
			←	 ; 12/08→; für Bremsscheibendurchmesser [mm]: 260; → 04/13		24.3541-1850.5 240708	TRW Ø 54 - Halter
1.6 16V (KS0L, KS0M, KS0P, KS1S)	77	02/07→	←	 ; 12/08→; für Bremsscheibendurchmesser [mm]: 260; → 04/13		24.3541-1849.5 240707	TRW Ø 54 - Halter
			←	 ; 12/08→; für Bremsscheibendurchmesser [mm]: 260; → 04/13		24.3541-1850.5 240708	TRW Ø 54 - Halter
1.6 16V Hi-Flex	77	11/09→	←	 ; für Bremsscheibendurchmesser [mm]: 260; → 04/13		24.3541-1849.5 240707	TRW Ø 54 - Halter
			←	 ; für Bremsscheibendurchmesser [mm]: 260; → 04/13		24.3541-1850.5 240708	TRW Ø 54 - Halter
 <b>Bremsschlauch</b>							
1.4	55	02/07→	←	→ 04/13	2	24.5111-0300.3 330407	L= 300
1.5 dCi (KS04)	55	05/10→	→	→ 04/13	2	24.5229-0285.3 330032	L= 285
1.5 dCi (KS04)	65	05/10→					
1.5 dCi (KS0K)	50	02/07→					
1.5 dCi (KS0W)	63	09/07→					
1.6	64	02/07→					
1.6 16V (KS0L, KS0M, KS0P, KS1S)	77	02/07→					
1.6 16V Hi-Flex	77	11/09→					
1.6 Bifuel	62	05/10→					
1.6 Bifuel	64	11/08→					
1.6 MPI 85	62	05/10→					
<b>DACIA - LOGAN MCV II 02/13→</b>							
<b>Feder, Bremssattel</b>							
1.0 SCe 75	54	12/16→			2	11.8116-0264.1 390594	ATE
1.2	54	05/15→					
1.2	55	02/13→					
1.2 LPG	55	02/13→					
1.5 dCi	55	02/13→					
1.5 dCi	63	02/13→					
1.5 dCi	66	02/13→					
1.6	62	06/13→					
TCe 90	66	02/13→					
TCe 90 LPG	66	09/15→					
 <b>Bremsschlauch</b>							
1.0 SCe 75	54	12/16→	→		2	24.5201-0280.3 331569	L= 280
1.2	54	05/15→					
1.2	55	02/13→					
1.2 LPG	55	02/13→					
1.5 dCi	55	02/13→					
1.5 dCi	63	02/13→					
1.5 dCi	66	02/13→					
1.6	62	06/13→					
TCe 90	66	02/13→					
TCe 90 LPG	66	09/15→					
<b>DACIA - LOGAN Pick-up (US_) 03/08→</b>							
 <b>Bremssattel</b>							
1.4	55	01/09→	←	 ; → 06/13		24.3541-1849.5 240707	TRW Ø 54 - Halter
1.5 dCi	55	05/10→	←	 ; → 06/13		24.3541-1850.5 240708	TRW Ø 54 - Halter
1.5 dCi	65	05/10→					
1.6 Bifuel	62	05/10→					
1.6 MPI 85	62	05/10→					
1.5 dCi (US00, US0J, US0Y)	48	04/08→12/12	←	 ; 12/08→		24.3541-1849.5 240707	TRW Ø 54 - Halter
			←	 ; 12/08→		24.3541-1850.5 240708	TRW Ø 54 - Halter
1.5 dCi (US0K)	50	03/08→	←	 ; 12/08→ 06/13		24.3541-1849.5 240707	TRW Ø 54 - Halter
1.5 dCi (US0W)	63	03/08→	←	 ; 12/08→ 06/13		24.3541-1850.5 240708	TRW Ø 54 - Halter
1.6	64	03/08→	←	 ; 12/08→ 06/13		24.3541-1850.5 240708	TRW Ø 54 - Halter
1.6 16V (US1Y)	77	01/10→08/13	←			24.3541-1849.5 240707	TRW Ø 54 - Halter
			←			24.3541-1850.5 240708	TRW Ø 54 - Halter
↓							

	kW			 	! #		
<b>DACIA - LOGAN Pick-up (US_) 03/08→</b>							
 <b>Bremsschlauch</b>							
1.4	55	01/09→	←	→ 06/13	2	24.5111-0310.3 331393	L= 310
1.5 dCi	55	05/10→	→	→ 06/13	2	24.5229-0285.3 330032	L= 285
1.5 dCi	65	05/10→					
1.6 Bifuel	62	05/10→					
1.6 MPI 85	62	05/10→					
1.5 dCi (US00, US0J, US0Y)	48	04/08→12/12	←	→ 11/08	2	24.5111-0300.3 330407	L= 300
			←	12/08→	2	24.5111-0310.3 331393	L= 310
			→		2	24.5229-0285.3 330032	L= 285
1.5 dCi (US0K)	50	03/08→	←	→ 11/08	2	24.5111-0300.3 330407	L= 300
1.5 dCi (US0W)	63	03/08→	←	12/08→ 06/13	2	24.5111-0310.3 331393	L= 310
1.6	64	03/08→	→	→ 06/13	2	24.5229-0285.3 330032	L= 285
1.6 16V (US1Y)	77	01/10→08/13	←		2	24.5111-0310.3 331393	L= 310
			→		2	24.5229-0285.3 330032	L= 285
<b>DACIA - SANDERO 06/08→</b>							
 <b>Bremssattel</b>							
1.0 Hi-Flex	56	01/11→12/12	←	☐		24.3481-1611.5 240029	TRW Ø 48 - Halter
1.6 Hi-Flex (BS1H)	64	06/08→12/12	←	☐		24.3481-1612.5 240030	TRW Ø 48 - Halter
1.6 LPG	62	05/10→10/12	←	☐			
1.2 16V	55	11/08→	←	☐; → 02/13		24.3481-1611.5 240029	TRW Ø 48 - Halter
1.2 16V LPG	55	11/08→	←	☐; → 02/13		24.3481-1612.5 240030	TRW Ø 48 - Halter
1.5 dCi	55	05/10→	←	☐; → 02/13		24.3481-1612.5 240030	TRW Ø 48 - Halter
1.5 dCi	65	05/10→	←	☐; → 02/13; V		24.3481-1615.5 240031	TRW Ø 48 - Halter
1.6 16V	77	07/11→	←	☐; → 02/13; V		24.3481-1616.5 240032	TRW Ø 48 - Halter
1.6 16V Bifuel	77	01/11→	←	☐; → 02/13; V		24.3481-1616.5 240032	TRW Ø 48 - Halter
1.6 MPI 85	62	05/10→	←	☐; → 02/13		24.3481-1611.5 240029	TRW Ø 48 - Halter
1.4	55	06/08→	←	☐; → 02/13		24.3481-1611.5 240029	TRW Ø 48 - Halter
1.4 MPI LPG	53	01/09→	←	☐; → 02/13		24.3481-1612.5 240030	TRW Ø 48 - Halter
1.5 dCi	48	11/08→	←	☐; → 02/13		24.3481-1612.5 240030	TRW Ø 48 - Halter
1.5 dCi	50	11/08→	←	☐; → 02/13		24.3481-1612.5 240030	TRW Ø 48 - Halter
1.6	64	06/08→	←	☐; → 02/13		24.3481-1612.5 240030	TRW Ø 48 - Halter
1.6 LPG (BS03)	60	01/11→12/12	←	☐; → 10/12		24.3481-1611.5 240029	TRW Ø 48 - Halter
			←	☐; → 10/12		24.3481-1612.5 240030	TRW Ø 48 - Halter
 <b>Bremsschlauch</b>							
1.0 Hi-Flex	56	01/11→12/12	←		2	24.5111-0300.3 330407	L= 300
1.6 Hi-Flex (BS1H)	64	06/08→12/12	→		2	24.5229-0285.3 330032	L= 285
1.6 LPG	62	05/10→10/12	→				
1.2 16V	55	11/08→	←	→ 02/13	2	24.5111-0300.3 330407	L= 300
1.2 16V LPG	55	11/08→	→	→ 02/13	2	24.5229-0285.3 330032	L= 285
1.4	55	06/08→					
1.4 MPI LPG	53	01/09→					
1.5 dCi	48	11/08→					
1.5 dCi	50	11/08→					
1.5 dCi	55	05/10→					
1.5 dCi	63	11/08→					
1.5 dCi	65	05/10→					
1.6	64	06/08→					
1.6 16V	77	07/11→					
1.6 16V Bifuel	77	01/11→					
1.6 MPI 85	62	05/10→					
1.6 LPG (BS03)	60	01/11→12/12	←	→ 10/12	2	24.5111-0300.3 330407	L= 300
			→	→ 10/12	2	24.5229-0285.3 330032	L= 285
<b>DACIA - SANDERO II 10/12→</b>							
<b>Feder, Bremssattel</b>							
1.0 SCe 75	54	12/16→	←		2	11.8116-0264.1 390594	ATE
1.2	54	05/15→					
1.5 dCi	63	01/13→					
1.6	61	11/12→					
TCe 90 LPG	66	09/15→					
1.2	55	10/12→	←	11/12→	2	11.8116-0264.1 390594	ATE
1.2 LPG	55	10/12→					
1.5 dCi	55	10/12→					
1.5 dCi	66	10/12→					
TCe 90	66	10/12→					
 <b>Bremsschlauch</b>							
1.0 SCe 75	54	12/16→	→		2	24.5201-0280.3 331569	L= 280
1.2	54	05/15→					
1.5 dCi	63	01/13→					
1.6	61	11/12→					
↓							
































































	kw			 	! #		
<b>DACIA - SANDERO II 10/12→</b>							
 <b>Bremsschlauch</b>							
TCe 90 LPG	66	09/15→	→		2	24.5201-0280.3 331569	L= 280
1.2	55	10/12→	→	11/12→	2	24.5201-0280.3 331569	L= 280
1.2 LPG	55	10/12→					
1.5 dCi	55	10/12→					
1.5 dCi	66	10/12→					
TCe 90	66	10/12→					
<b>DAEWOO - ESPERO (KLEJ) 10/91→09/99</b>							
 <b>Bremssattel</b>							
1.5	55	10/97→08/99	←	☐; → 06/99		24.3521-1701.5 240001	ATE Ø 52 - Halter
1.8	66	02/95→09/99	←	☐; → 06/99		24.3521-1702.5 240002	ATE Ø 52 - Halter
1.5 16V	66	02/95→06/99	←	☐		24.3521-1701.5 240001	ATE Ø 52 - Halter
1.8	70	02/95→06/99	←	☐		24.3521-1702.5 240002	ATE Ø 52 - Halter
2.0	77	02/95→06/99	←	☐		24.3521-1702.5 240002	ATE Ø 52 - Halter
<b>Feder, Bremssattel</b>							
1.5	55	10/97→08/99	→	→ 06/99	2	11.8116-0097.1 390590	ATE
1.8	66	02/95→09/99	→				
1.5 16V	66	02/95→06/99	→		2	11.8116-0097.1 390590	ATE
1.8	70	02/95→06/99	→				
2.0	77	02/95→06/99	→				
<b>Führungshülzensatz, Bremssattel</b>							
1.5	55	10/97→08/99	←	→ 06/99		11.0101-5407.2 260011	ATE
1.8	66	02/95→09/99	←			11.0101-5407.2 260011	ATE
1.5 16V	66	02/95→06/99	←			11.0101-5407.2 260011	ATE
1.8	70	02/95→06/99	←				
2.0	77	02/95→06/99	←				
<b>Führungsbolzen, Bremssattel</b>							
1.5	55	10/97→08/99		→ 06/99		11.8171-0008.1 990049	ATE
1.8	66	02/95→09/99				11.8171-0008.1 990049	ATE
1.5 16V	66	02/95→06/99				11.8171-0008.1 990049	ATE
1.8	70	02/95→06/99					
2.0	77	02/95→06/99					
<b>Dichtungssatz, Bremssattel</b>							
1.5	55	10/97→08/99	←	→ 06/99		11.0441-5202.2 250026	ATE
1.8	66	02/95→09/99	←			11.0441-5202.2 250026	ATE
1.5 16V	66	02/95→06/99	←			11.0441-5202.2 250026	ATE
1.8	70	02/95→06/99	←				
2.0	77	02/95→06/99	←				
<b>DAEWOO - GENTRA Stufenheck 06/13→</b>							
 <b>Bremssattel</b>							
1.5	79	06/13→	←	☐		24.3541-1859.5 240735	Ø 54 - Halter
			←	☐		24.3541-1860.5 240736	Ø 54 - Halter
<b>DAEWOO - KALOS (KLAS) 09/02→</b>							
 <b>Bremssattel</b>							
1.2	53	04/03→	←	☐; → 02/05		24.3521-1709.5 240455	Ø 52 - Halter
1.4	61	09/02→	←	☐; → 02/05		24.3521-1710.5 240456	Ø 52 - Halter
1.4 16V	69	04/03→	←	☐; → 02/05		24.3521-1710.5 240456	Ø 52 - Halter
1.5	62	11/02→12/04	←	☐		24.3521-1709.5 240455	Ø 52 - Halter
1.6	78	02/03→	←	☐		24.3521-1710.5 240456	Ø 52 - Halter
 <b>Bremsschlauch</b>							
1.2	53	04/03→	←	→ 02/05	2	24.5286-0342.3 331138	L= 341
1.4	61	09/02→	→	→ 02/05	2	24.5247-0205.3 331094	L= 205
1.4 16V	69	04/03→	→				
1.5	62	11/02→12/04	←		2	24.5286-0342.3 331138	L= 341
1.6	78	02/03→	→		2	24.5247-0205.3 331094	L= 205
<b>DAEWOO - KALOS Stufenheck (KLAS) 11/02→12/04</b>							
 <b>Bremssattel</b>							
1.4	61	11/02→12/04	←	☐		24.3521-1709.5 240455	Ø 52 - Halter
1.4	69	05/03→12/04	←	☐		24.3521-1710.5 240456	Ø 52 - Halter
1.5	62	11/02→12/04	←	☐		24.3521-1710.5 240456	Ø 52 - Halter
↓							
























	kw			 	! #		
<b>DAEWOO - KALOS Stufenheck (KLAS) 11/02→12/04</b>							
 <b>Bremsschlauch</b>							
1.4	61	11/02→12/04	←		2	24.5286-0342.3 331138	L= 341
1.4	69	05/03→12/04					
1.5	62	11/02→12/04	→		2	24.5247-0205.3 331094	L= 205
<b>DAEWOO - LACETTI Schrägheck (KLAN) 02/02→</b>							
 <b>Bremssattel</b>							
1.4	69	06/02→12/04	←	☐		24.3541-1859.5 240735	Ø 54 - Halter
			←	☐		24.3541-1860.5 240736	Ø 54 - Halter
1.4	70	02/04→	←	☐; → 02/05		24.3541-1859.5 240735	Ø 54 - Halter
1.6	80	02/04→					
1.8	90	02/04→	←	☐; → 02/05		24.3541-1860.5 240736	Ø 54 - Halter
<b>DAEWOO - LACETTI Stufenheck 06/99→07/03</b>							
 <b>Bremssattel</b>							
1.6	78	06/99→07/03	←	☐; 06/02→		24.3541-1859.5 240735	Ø 54 - Halter
			←	☐; 06/02→		24.3541-1860.5 240736	Ø 54 - Halter
<b>DAEWOO - LANOS (KLAT) 04/97→</b>							
 <b>Bremssattel</b>							
1.3	55	05/97→	←	☐; → 447433		24.3481-9871.5 240677	ATE Ø 48 - Halter
1.5	63	05/97→					
1.5	73	10/97→06/99	←	☐; → 447433		24.3481-9872.5 240678	ATE Ø 48 - Halter
1.6 16V	78	05/97→	←	☐; → 447433		24.3521-1701.5 240001	ATE Ø 52 - Halter
			←	☐; → 447433		24.3521-1702.5 240002	ATE Ø 52 - Halter
<b>Feder, Bremssattel</b>							
1.3	55	05/97→	→	→ 447433	2	11.8116-0129.1 390591	ATE
1.5	63	05/97→					
1.5	73	10/97→06/99					
1.6 16V	78	05/97→	←	→ 447433	2	11.8116-0097.1 390590	ATE
<b>Führungshülzensatz, Bremssattel</b>							
1.3	55	05/97→	←	→ 447433		11.0101-5407.2 260011	ATE
1.5	63	05/97→					
1.5	73	10/97→06/99					
1.6 16V	78	05/97→					
<b>Führungsbolzen, Bremssattel</b>							
1.3	55	05/97→	←	→ 447433		11.8171-0008.1 990049	ATE
1.5	63	05/97→					
1.5	73	10/97→06/99					
1.6 16V	78	05/97→		→ 447433		11.8171-0008.1 990049	ATE
<b>Dichtungssatz, Bremssattel</b>							
1.3	55	05/97→	←	→ 447433		11.0441-4811.2 250024	ATE
1.5	63	05/97→					
1.5	73	10/97→06/99					
1.6 16V	78	05/97→	←	→ 447433		11.0441-5202.2 250026	ATE
 <b>Bremsschlauch</b>							
1.3	55	05/97→	→	→ 12/02	2	24.5233-0180.3 330888	L= 180
1.5	63	05/97→					
1.6 16V	78	05/97→					
1.5	73	10/97→06/99	→		2	24.5233-0180.3 330888	L= 180
<b>DAEWOO - LANOS Stufenheck (KLAT) 02/97→</b>							
 <b>Bremssattel</b>							
1.3	55	05/97→	←	☐; → 447433		24.3481-9871.5 240677	ATE Ø 48 - Halter
1.5	63	05/97→					
1.5	73	10/97→06/99	←	☐; → 447433		24.3481-9872.5 240678	ATE Ø 48 - Halter
1.6 16V	78	02/97→	←	☐; 05/97→; → 447433		24.3521-1701.5 240001	ATE Ø 52 - Halter
			←	☐; 05/97→; → 447433		24.3521-1702.5 240002	ATE Ø 52 - Halter
<b>Feder, Bremssattel</b>							
1.3	55	05/97→	→	→ 447433	2	11.8116-0129.1 390591	ATE
1.5	63	05/97→					
1.5	73	10/97→06/99					
1.6 16V	78	02/97→	←	05/97→; → 447433	2	11.8116-0097.1 390590	ATE
↓							











	kw					! #		
<b>DAEWOO - LANOS Stufenheck (KLAT) 02/97→</b>								
<b>Führungshülzensatz, Bremssattel</b>								
1.3	55	05/97→	←	→ 447433			11.0101-5407.2	260011 ATE
1.5	63	05/97→						
1.5	73	10/97→06/99						
1.6 16V	78	02/97→	←	05/97→; → 447433			11.0101-5407.2	260011 ATE
<b>Führungsbolzen, Bremssattel</b>								
1.3	55	05/97→	←	→ 447433			11.8171-0008.1	990049 ATE
1.5	63	05/97→						
1.5	73	10/97→06/99						
1.6 16V	78	02/97→		05/97→; → 447433			11.8171-0008.1	990049 ATE
<b>Dichtungssatz, Bremssattel</b>								
1.3	55	05/97→	←	→ 447433			11.0441-4811.2	250024 ATE
1.5	63	05/97→						
1.5	73	10/97→06/99						
1.6 16V	78	02/97→	←	05/97→; → 447433			11.0441-5202.2	250026 ATE
<b>Bremsschlauch</b>								
1.3	55	05/97→	→	→ 12/02	2	24.5233-0180.3	330888	L= 180
1.5	63	05/97→						
1.5	73	10/97→06/99	→		2	24.5233-0180.3	330888	L= 180
1.6 16V	78	02/97→	→	05/97→ 12/02	2	24.5233-0180.3	330888	L= 180
<b>DAEWOO - MATIZ (M100, M150) 09/98→</b>								
<b>Bremssattel</b>								
0.8	38	09/98→	←	☐; → 02/05		24.3481-1773.5	240377	Ø 48 - Halter
1.0	47	01/03→	←	☐; → 02/05		24.3481-1774.5	240378	Ø 48 - Halter
1.0	46	04/03→12/04	←	☐		24.3481-1773.5	240377	Ø 48 - Halter
			←	☐		24.3481-1774.5	240378	Ø 48 - Halter
<b>Bremsschlauch</b>								
0.8	38	09/98→	←	→ 02/05; - ABS	2	24.5283-0403.3	331136	L= 404
1.0	47	01/03→	←	→ 02/05; + ABS	2	24.5291-0425.3	331029	L= 425
			→	→ 02/05	2	24.5284-0220.3	330970	L= 220
1.0	46	04/03→12/04	←		2	24.5283-0403.3	331136	L= 404
			→		2	24.5284-0220.3	330970	L= 220
<b>DAEWOO - MATIZ (M200, M250) 01/05→06/10</b>								
<b>Bremssattel</b>								
0.8	38	01/05→06/10	←	☐		24.3481-1773.5	240377	Ø 48 - Halter
			←	☐		24.3481-1774.5	240378	Ø 48 - Halter
<b>Bremsschlauch</b>								
0.8	38	01/05→06/10	←		2	24.5283-0403.3	331136	L= 404
			→		2	24.5284-0220.3	330970	L= 220
<b>DAEWOO - MATIZ Kasten (KLA4) 08/98→08/02</b>								
<b>Bremssattel</b>								
0.8	38	08/98→08/02	←	☐		24.3481-1773.5	240377	Ø 48 - Halter
			←	☐		24.3481-1774.5	240378	Ø 48 - Halter
<b>Bremsschlauch</b>								
0.8	38	08/98→08/02	←	- ABS	2	24.5283-0403.3	331136	L= 404
			←	+ ABS	2	24.5291-0425.3	331029	L= 425
			→		2	24.5284-0220.3	330970	L= 220
<b>DAEWOO - NEXIA 02/95→08/97</b>								
<b>Bremssattel</b>								
1.5 (08, 68)	44	08/96→08/97	←	☐		24.3481-9871.5	240677	ATE Ø 48 - Halter
1.5 (08, 68)	52	02/95→08/97	←	☐		24.3481-9872.5	240678	ATE Ø 48 - Halter
1.5 (08, 68)	55	02/95→08/97	←	☐		24.3481-9872.5	240678	ATE Ø 48 - Halter
1.5 16V (08, 68)	66	02/95→08/97	←	☐		24.3521-1701.5	240001	ATE Ø 52 - Halter
↓								








	kw			 	! #		
<b>DAEWOO - NEXIA 02/95→08/97</b>							
 <b>Bremssattel</b>							
1.5 16V (08, 68)	66	02/95→08/97	←			24.3521-1702.5 240002	ATE Ø 52 - Halter
<b>Feder, Bremssattel</b>							
1.5 (08, 68)	44	08/96→08/97	→		2	11.8116-0129.1 390591	ATE
1.5 (08, 68)	52	02/95→08/97					
1.5 (08, 68)	55	02/95→08/97					
1.5 16V (08, 68)	66	02/95→08/97	←		2	11.8116-0097.1 390590	ATE
<b>Führungshülzensatz, Bremssattel</b>							
1.5 (08, 68)	44	08/96→08/97	←			11.0101-5407.2 260011	ATE
1.5 (08, 68)	52	02/95→08/97					
1.5 (08, 68)	55	02/95→08/97					
1.5 16V (08, 68)	66	02/95→08/97					
<b>Führungsbolzen, Bremssattel</b>							
1.5 (08, 68)	44	08/96→08/97	←			11.8171-0008.1 990049	ATE
1.5 (08, 68)	52	02/95→08/97					
1.5 (08, 68)	55	02/95→08/97					
1.5 16V (08, 68)	66	02/95→08/97				11.8171-0008.1 990049	ATE
<b>Dichtungssatz, Bremssattel</b>							
1.5 (08, 68)	44	08/96→08/97	←			11.0441-4811.2 250024	ATE
1.5 (08, 68)	52	02/95→08/97					
1.5 (08, 68)	55	02/95→08/97					
1.5 16V (08, 68)	66	02/95→08/97	←			11.0441-5202.2 250026	ATE
<b>DAEWOO - NEXIA Stufenheck 02/95→06/08</b>							
 <b>Bremssattel</b>							
1.5 (19)	44	08/96→08/97	←			24.3481-9871.5 240677	ATE Ø 48 - Halter
1.5 (19)	52	02/95→08/97	←			24.3481-9872.5 240678	ATE Ø 48 - Halter
1.5 (19)	55	02/95→08/97	←				
1.5 16V (19)	66	02/95→08/97	←			24.3521-1701.5 240001	ATE Ø 52 - Halter
			←			24.3521-1702.5 240002	ATE Ø 52 - Halter
1.8 (19)	74	02/95→06/08	←	 ; 10/95→		24.3521-1701.5 240001	ATE Ø 52 - Halter
			←	 ; 10/95→		24.3521-1702.5 240002	ATE Ø 52 - Halter
<b>Feder, Bremssattel</b>							
1.5 (19)	44	08/96→08/97	→		2	11.8116-0129.1 390591	ATE
1.5 (19)	52	02/95→08/97					
1.5 (19)	55	02/95→08/97					
1.5 16V (19)	66	02/95→08/97	←		2	11.8116-0097.1 390590	ATE
1.8 (19)	74	02/95→06/08	←	10/95→	2	11.8116-0097.1 390590	ATE
<b>Führungshülzensatz, Bremssattel</b>							
1.5 (19)	44	08/96→08/97	←			11.0101-5407.2 260011	ATE
1.5 (19)	52	02/95→08/97					
1.5 (19)	55	02/95→08/97					
1.5 16V (19)	66	02/95→08/97					
1.8 (19)	74	02/95→06/08	←	10/95→		11.0101-5407.2 260011	ATE
<b>Führungsbolzen, Bremssattel</b>							
1.5 (19)	44	08/96→08/97	←			11.8171-0008.1 990049	ATE
1.5 (19)	52	02/95→08/97					
1.5 (19)	55	02/95→08/97					
1.5 16V (19)	66	02/95→08/97				11.8171-0008.1 990049	ATE
1.8 (19)	74	02/95→06/08		10/95→		11.8171-0008.1 990049	ATE
<b>Dichtungssatz, Bremssattel</b>							
1.5 (19)	44	08/96→08/97	←			11.0441-4811.2 250024	ATE
1.5 (19)	52	02/95→08/97					
1.5 (19)	55	02/95→08/97					
1.5 16V (19)	66	02/95→08/97	←			11.0441-5202.2 250026	ATE
1.8 (19)	74	02/95→06/08	←	10/95→		11.0441-5202.2 250026	ATE
<b>DAEWOO - NUBIRA (J100) 04/97→</b>							
 <b>Bremssattel</b>							
2.0 CDX	93	08/02→07/03	←	 ; 01/03→		24.3541-1859.5 240735	Ø 54 - Halter
			←	 ; 01/03→		24.3541-1860.5 240736	Ø 54 - Halter


























	kw			 	! #		
<b>DAEWOO - NUBIRA Stufenheck (J200) 07/03→</b>							
 <b>Bremssattel</b>							
1.4	69	10/03→12/04	 		24.3541-1859.5	240735	Ø 54 - Halter
			 		24.3541-1860.5	240736	Ø 54 - Halter
<b>DAEWOO - RACER Schrägheck 01/86→12/97</b>							
 <b>Bremssattel</b>							
1.5	52	03/95→12/97	  ; → 08/97		24.3481-9871.5	240677	ATE Ø 48 - Halter
			  ; → 08/97		24.3481-9872.5	240678	ATE Ø 48 - Halter
<b>Feder, Bremssattel</b>							
1.5	52	03/95→12/97		→ 08/97	2	11.8116-0129.1	390591 ATE
<b>Führungshülzensatz, Bremssattel</b>							
1.5	52	03/95→12/97		→ 08/97		11.0101-5407.2	260011 ATE
<b>Führungsbolzen, Bremssattel</b>							
1.5	52	03/95→12/97		→ 08/97		11.8171-0008.1	990049 ATE
<b>Dichtungssatz, Bremssattel</b>							
1.5	52	03/95→12/97		→ 08/97		11.0441-4811.2	250024 ATE
<b>DAIHATSU - CHARADE 05/11→</b>							
 <b>Bremssattel</b>							
1.33 16V	73	05/11→	  ; → 01/13		11.9541-9569.2	220725	ATE Ø 54 - Halter
			  ; → 01/13		11.9541-9570.2	220726	ATE Ø 54 - Halter
			  ; → 01/13		11.9347-7005.2	220643	ATE Ø 34 - Halter
			  ; → 01/13		11.9347-7006.2	220644	ATE Ø 34 - Halter
<b>Feder, Bremssattel</b>							
1.33 16V	73	05/11→		→ 01/13	2	11.8116-0264.1	390594 ATE
						11.8116-0340.1	390595 ATE
 <b>Bremsschlauch</b>							
1.33 16V	73	05/11→	  ; → 01/13		24.5286-0488.3	331221	L= 488
			  ; → 01/13		24.5286-0489.3	331222	L= 488
			  ; → 01/13		24.5261-0195.3	331077	L= 195
			  ; → 01/13		24.5261-0255.3	331078	L= 255
<b>DAIHATSU - MATERIA (M4_) 10/06→</b>							
 <b>Bremsschlauch</b>							
1.3	67	10/06→	  ; → 07/12		24.5262-0520.3	331349	L= 520
1.5	76	10/06→	  ; → 07/12		24.5262-0521.3	331350	L= 520
1.5 ECO 4WD	76	10/06→		→ 07/12	2	24.5235-0205.3	331093 L= 205
<b>DAIHATSU - SIRION (M3_) 01/05→</b>							
 <b>Bremsschlauch</b>							
1.0	51	01/05→		→ 01/13	2	24.5235-0205.3	331093 L= 205
1.3	67	03/08→					
1.3 (M301)	64	01/05→					
1.5	76	03/08→					
<b>DS - DS5 04/15→</b>							
 <b>Bremssattel</b>							
1.6 BlueHDi 120	88	06/15→	  ; Nabendurchmesser [mm]: 82		11.9601-9717.2	220901	ATE Ø 60 - Halter
			  ; Nabendurchmesser [mm]: 82		11.9601-9718.2	220902	ATE Ø 60 - Halter
1.6 THP 165	121	07/15→	  ; Nabendurchmesser [mm]: 82		11.9601-9717.2	220901	ATE Ø 60 - Halter
1.6 THP 210	155	04/15→	  ; Nabendurchmesser [mm]: 82		11.9601-9718.2	220902	ATE Ø 60 - Halter
2.0 BlueHDi 150	110	04/15→	  ; Nabendurchmesser [mm]: 82		11.9601-9718.2	220902	ATE Ø 60 - Halter
2.0 BlueHDi 180	133	04/15→	  ; Nabendurchmesser [mm]: 83		11.9601-9883.2	220917	ATE Ø 60 - Halter
2.0 HDi 165 Hybrid4 4x4	120	04/15→	  ; Nabendurchmesser [mm]: 83		11.9601-9884.2	220918	ATE Ø 60 - Halter
↓							

	kw					! #			
<b>DS - DS5 04/15→</b>									
<b>Feder, Bremssattel</b>									
1.6 BlueHDi 120	88	06/15→				2	11.8116-0356.1	390586	ATE
1.6 THP 165	121	07/15→							
1.6 THP 210	155	04/15→							
2.0 BlueHDi 150	110	04/15→							
2.0 BlueHDi 180	133	04/15→							
2.0 HDi 165 Hybrid4 4x4	120	04/15→							
<b>Führungshülzensatz, Bremssattel</b>									
1.6 BlueHDi 120	88	06/15→	←				11.0101-5704.2	260095	ATE
1.6 THP 165	121	07/15→	←				11.0101-5407.2	260011	ATE
1.6 THP 210	155	04/15→					11.0101-5704.2	260095	ATE
2.0 BlueHDi 150	110	04/15→							
2.0 BlueHDi 180	133	04/15→							
2.0 HDi 165 Hybrid4 4x4	120	04/15→							
<b>Führungsbolzen, Bremssattel</b>									
1.6 BlueHDi 120	88	06/15→					11.8171-0008.1	990049	ATE
1.6 THP 165	121	07/15→							
1.6 THP 210	155	04/15→							
2.0 BlueHDi 150	110	04/15→							
2.0 BlueHDi 180	133	04/15→							
2.0 HDi 165 Hybrid4 4x4	120	04/15→							
<b>Dichtungssatz, Bremssattel</b>									
1.6 BlueHDi 120	88	06/15→					11.0441-6008.2	250038	ATE für Kolben-Ø [mm]: 60
1.6 THP 210	155	04/15→							
1.6 THP 165	121	07/15→					11.0441-6008.2	250038	ATE für Kolben-Ø [mm]: 60
2.0 BlueHDi 150	110	04/15→	←				11.0441-6008.2	250038	ATE für Kolben-Ø [mm]: 60
2.0 BlueHDi 180	133	04/15→							
2.0 HDi 165 Hybrid4 4x4	120	04/15→							
 <b>Bremsschlauch</b>									
1.6 BlueHDi 120	88	06/15→				2	24.5246-0216.3	331022	L= 216,6
1.6 THP 165	121	07/15→							
1.6 THP 210	155	04/15→							
2.0 BlueHDi 150	110	04/15→							
2.0 BlueHDi 180	133	04/15→							
<b>DS - DS 3 04/15→</b>									
 <b>Bremssattel</b>									
1.2 THP 110	81	04/15→	←		für Bremsscheibendurchmesser [mm]: 266		24.3541-1771.5	240239	BOS Ø 54 - Halter
1.2 THP 130	96	09/15→							
1.6 BlueHDi 100	73	04/15→							
1.6 BlueHDi 75	55	07/15→	←		für Bremsscheibendurchmesser [mm]: 266		24.3541-1772.5	240240	BOS Ø 54 - Halter
1.6 THP 165	121	07/15→							
1.6 THP 208	153	09/15→	→				24.3387-1733.5	240655	TRW Ø 38 - Halter
			→				24.3387-1734.5	240656	TRW Ø 38 - Halter
1.2 VTi 82	60	04/15→	←				24.3541-1771.5	240239	BOS Ø 54 - Halter
			←				24.3541-1772.5	240240	BOS Ø 54 - Halter
1.6 BlueHDi 120	88	07/15→	→				24.3387-1733.5	240655	TRW Ø 38 - Halter
			→				24.3387-1734.5	240656	TRW Ø 38 - Halter
 <b>Bremsschlauch</b>									
1.2 THP 110	81	04/15→	←			2	24.5111-0496.3	331371	L= 495
1.2 THP 130	96	09/15→							
1.2 VTi 82	60	04/15→	→			2	24.5239-0165.3	330606	L= 165
1.6 BlueHDi 100	73	04/15→							
1.6 BlueHDi 120	88	07/15→							
1.6 BlueHDi 75	55	07/15→							
1.6 THP 165	121	07/15→							
1.6 THP 208	153	09/15→							
<b>DS - DS 3 Cabriolet 07/15→</b>									
 <b>Bremssattel</b>									
1.2 THP 110	81	07/15→	←		für Bremsscheibendurchmesser [mm]: 266		24.3541-1771.5	240239	BOS Ø 54 - Halter
1.2 THP 130	96	09/15→							
1.6 BlueHDi 100	73	07/15→							
1.6 THP 165	121	07/15→	←		für Bremsscheibendurchmesser [mm]: 266		24.3541-1772.5	240240	BOS Ø 54 - Halter
1.6 THP 208	153	09/15→	→				24.3387-1733.5	240655	TRW Ø 38 - Halter
			→				24.3387-1734.5	240656	TRW Ø 38 - Halter
↓									

	kw			 	! #		
<b>DS - DS 3 Cabriolet 07/15→</b>							
 <b>Bremssattel</b>							
1.2 VTi 82	60	07/15→	←	<input type="checkbox"/>		24.3541-1771.5 240239	BOS Ø 54 - Halter
			←	<input type="checkbox"/>		24.3541-1772.5 240240	BOS Ø 54 - Halter
1.6 BlueHDi 120	88	07/15→	→	<input type="checkbox"/>		24.3387-1733.5 240655	TRW Ø 38 - Halter
			→	<input type="checkbox"/>		24.3387-1734.5 240656	TRW Ø 38 - Halter
 <b>Bremsschlauch</b>							
1.2 THP 110	81	07/15→	←		2	24.5111-0496.3 331371	L= 495
1.2 THP 130	96	09/15→					
1.2 VTi 82	60	07/15→	→		2	24.5239-0165.3 330606	L= 165
1.6 BlueHDi 100	73	07/15→					
1.6 BlueHDi 120	88	07/15→					
1.6 THP 165	121	07/15→					
1.6 THP 208	153	09/15→					
<b>DS - DS 4 / DS 4 CROSSBACK 07/15→</b>							
 <b>Bremssattel</b>							
1.2 THP 130	96	07/15→	←	<input type="checkbox"/>		11.9601-9717.2 220901	ATE Ø 60 - Halter
1.6 BlueHDi 120	88	07/15→					
2.0 BlueHDi 150	110	07/15→	←	<input type="checkbox"/>		11.9601-9718.2 220902	ATE Ø 60 - Halter
1.6 BlueHDi 100	73	04/16→	→	<input type="checkbox"/> ; - eFSB		24.3387-1731.5 240880	TRW Ø 38 - Halter
			→	<input type="checkbox"/> ; - eFSB		24.3387-1732.5 240881	TRW Ø 38 - Halter
1.6 THP 165	121	07/15→	←	<input type="checkbox"/>		11.9601-9717.2 220901	ATE Ø 60 - Halter
			←	<input type="checkbox"/>		11.9601-9718.2 220902	ATE Ø 60 - Halter
			→	<input type="checkbox"/> ; - eFSB		24.3387-1731.5 240880	TRW Ø 38 - Halter
			→	<input type="checkbox"/> ; - eFSB		24.3387-1732.5 240881	TRW Ø 38 - Halter
1.6 THP 210	155	07/15→	←	<input type="checkbox"/>		11.9601-9883.2 220917	ATE Ø 60 - Halter
			←	<input type="checkbox"/>		11.9601-9884.2 220918	ATE Ø 60 - Halter
			→	<input type="checkbox"/> ; - eFSB		24.3387-1731.5 240880	TRW Ø 38 - Halter
			→	<input type="checkbox"/> ; - eFSB		24.3387-1732.5 240881	TRW Ø 38 - Halter
2.0 BlueHDi 180	133	07/15→	←	<input type="checkbox"/> ; nicht für Felgenreöße [Zoll]: 19		11.9601-9717.2 220901	ATE Ø 60 - Halter
			←	<input type="checkbox"/> ; nicht für Felgenreöße [Zoll]: 19		11.9601-9718.2 220902	ATE Ø 60 - Halter
			←	<input type="checkbox"/> ; passend für Felgenreöße [Zoll]: 19		11.9601-9883.2 220917	ATE Ø 60 - Halter
			←	<input type="checkbox"/> ; passend für Felgenreöße [Zoll]: 19		11.9601-9884.2 220918	ATE Ø 60 - Halter
			→	<input type="checkbox"/> ; - eFSB		24.3387-1731.5 240880	TRW Ø 38 - Halter
			→	<input type="checkbox"/> ; - eFSB		24.3387-1732.5 240881	TRW Ø 38 - Halter
<b>Feder, Bremssattel</b>							
1.2 THP 130	96	07/15→	←		2	11.8116-0356.1 390586	ATE
1.6 BlueHDi 120	88	07/15→					
1.6 THP 165	121	07/15→					
2.0 BlueHDi 150	110	07/15→					
2.0 BlueHDi 180	133	07/15→	←	nicht für Felgenreöße [Zoll]: 19	2	11.8116-0356.1 390586	ATE
<b>Führungshülzensatz, Bremssattel</b>							
1.2 THP 130	96	07/15→	←			11.0101-5704.2 260095	ATE
1.6 BlueHDi 120	88	07/15→					
1.6 THP 165	121	07/15→					
2.0 BlueHDi 150	110	07/15→					
1.6 THP 210	155	07/15→	←			11.0101-5407.2 260011	ATE
2.0 BlueHDi 180	133	07/15→	←	passend für Felgenreöße [Zoll]: 19		11.0101-5407.2 260011	ATE
			←	nicht für Felgenreöße [Zoll]: 19		11.0101-5704.2 260095	ATE
<b>Führungsbolzen, Bremssattel</b>							
1.2 THP 130	96	07/15→				11.8171-0008.1 990049	ATE
1.6 BlueHDi 120	88	07/15→					
1.6 THP 165	121	07/15→					
1.6 THP 210	155	07/15→					
2.0 BlueHDi 150	110	07/15→					
2.0 BlueHDi 180	133	07/15→		nicht für Felgenreöße [Zoll]: 19		11.8171-0008.1 990049	ATE
				passend für Felgenreöße [Zoll]: 19		11.8171-0008.1 990049	ATE
<b>Dichtungssatz, Bremssattel</b>							
1.2 THP 130	96	07/15→	←			11.0441-6008.2 250038	ATE für Kolben-Ø [mm]: 60
1.6 BlueHDi 120	88	07/15→					
1.6 THP 165	121	07/15→					
↓							












	kw			 	! #		
<b>DS - DS 4 / DS 4 CROSSBACK 07/15→</b>							
<b>Dichtungssatz, Bremssattel</b>							
1.6 THP 210	155	07/15→	←			11.0441-6008.2 250038	ATE für Kolben-Ø [mm]: 60
2.0 BlueHDi 150	110	07/15→	←				
2.0 BlueHDi 180	133	07/15→	←	passend für Felgengröße [Zoll]: 19		11.0441-6008.2 250038	ATE für Kolben-Ø [mm]: 60
			←	nicht für Felgengröße [Zoll]: 19		11.0441-6008.2 250038	ATE für Kolben-Ø [mm]: 60
<b>Bremsschlauch</b>							
1.2 THP 130	96	07/15→	←	nicht für Felgengröße [Zoll]: 19	2	24.5111-0441.3 331507	L= 440
1.6 BlueHDi 100	73	04/16→	←	☐; passend für Felgengröße [Zoll]: 19		24.5161-0450.3 331570	L= 450
1.6 BlueHDi 120	88	07/15→	←	☐; passend für Felgengröße [Zoll]: 19		24.5161-0451.3 331571	L= 450
1.6 THP 165	121	07/15→	←	☐; passend für Felgengröße [Zoll]: 19			
1.6 THP 210	155	07/15→	←				
2.0 BlueHDi 150	110	07/15→	→		2	24.5246-0190.3 330697	L= 190
2.0 BlueHDi 180	133	07/15→	→				
<b>FIAT - 126 (126_) 09/72→09/00</b>							
<b>Bremsschlauch</b>							
650	18	07/81→09/00	→	→ 08/87	2	24.5207-0205.3 330042	L= 205
700	19	09/87→06/96	→	→ 07/90	2	24.5207-0205.3 330042	L= 205
<b>FIAT - 500 (312_) 07/07→</b>							
<b>Bremssattel</b>							
0.9	44	12/13→	←	☐		11.9541-9831.2 220953	ATE Ø 54 - Halter
0.9	48	09/12→	←	☐		11.9541-9832.2 220954	ATE Ø 54 - Halter
0.9	59	12/13→	←				
0.9	63	07/10→	←				
0.9	77	10/13→	←	☐; 12/13→		24.3541-1769.5 240601	BOS Ø 54 - Halter
ELECTRIC	83	09/12→	←	☐; 12/13→		24.3541-1770.5 240602	BOS Ø 54 - Halter
			→	☐; 12/13→		24.3347-1715.5 240719	TRW Ø 34 - Halter
			→	☐; 12/13→		24.3347-1716.5 240720	TRW Ø 34 - Halter
1.2	51	10/07→	←	☐		24.3481-1743.5 240305	BDX Ø 48 - Halter
1.2 LPG	51	12/10→	←	☐		24.3481-1744.5 240306	BDX Ø 48 - Halter
1.3 D Multijet	57	06/16→	←	☐		24.3541-1769.5 240601	BOS Ø 54 - Halter
1.3 D Multijet	70	12/09→	←	☐		24.3541-1770.5 240602	BOS Ø 54 - Halter
1.4	74	10/07→	←	☐		24.3541-1769.5 240601	BOS Ø 54 - Halter
1.4	75	09/08→	←	☐		24.3541-1770.5 240602	BOS Ø 54 - Halter
			→	☐		24.3347-1715.5 240719	TRW Ø 34 - Halter
			→	☐		24.3347-1716.5 240720	TRW Ø 34 - Halter
<b>Feder, Bremssattel</b>							
0.9	44	12/13→	←		2	11.8116-0264.1 390594	ATE
0.9	48	09/12→					
0.9	59	12/13→					
0.9	63	07/10→					
<b>Führungsbolzen, Bremssattel</b>							
0.9	44	12/13→				11.8171-0008.1 990049	ATE
0.9	48	09/12→					
0.9	59	12/13→					
0.9	63	07/10→					
<b>Bremsschlauch</b>							
0.9	44	12/13→	←		2	24.5112-0356.3 331129	L= 355
0.9	48	09/12→	→				
0.9	59	12/13→	→		2	24.5228-0165.3 330879	L= 165
0.9	63	07/10→					
1.2	51	10/07→					
1.2 LPG	51	12/10→					
1.3 D Multijet	55	10/07→					
1.3 D Multijet	57	06/16→					
1.3 D Multijet	70	12/09→					
0.9	77	10/13→	←	12/13→	2	24.5112-0356.3 331129	L= 355
ELECTRIC	83	09/12→	→	12/13→	2	24.5228-0165.3 330879	L= 165
1.4	74	10/07→	←		2	24.5112-0356.3 331129	L= 355
1.4	75	09/08→	→		2	83.7101-9219.3 330903	L= 218,5














	kW			 	! #		
<b>FIAT - 500 C (312_) 09/09→</b>							
 <b>Bremssattel</b>							
0.9	44	12/13→	←	☐		11.9541-9831.2 220953	ATE Ø 54 - Halter
0.9	48	09/12→	←	☐		11.9541-9832.2 220954	ATE Ø 54 - Halter
0.9	63	09/09→	←	☐			
0.9	59	12/13→	←	☐		24.3541-1769.5 240601	BOS Ø 54 - Halter
0.9	77	12/13→	←	☐		24.3541-1770.5 240602	BOS Ø 54 - Halter
1.4	74	09/09→	←	☐			
1.4	75	09/11→	→	☐		24.3347-1715.5 240719	TRW Ø 34 - Halter
			→	☐		24.3347-1716.5 240720	TRW Ø 34 - Halter
1.2	51	09/09→	←	☐; 06/15→		11.9541-9831.2 220953	ATE Ø 54 - Halter
			←	☐; 06/15→		11.9541-9832.2 220954	ATE Ø 54 - Halter
1.3 D Multijet	70	09/09→	←	☐		24.3541-1769.5 240601	BOS Ø 54 - Halter
			←	☐		24.3541-1770.5 240602	BOS Ø 54 - Halter
<b>Feder, Bremssattel</b>							
0.9	44	12/13→			2	11.8116-0264.1 390594	ATE
0.9	48	09/12→					
0.9	63	09/09→					
<b>Führungsbolzen, Bremssattel</b>							
0.9	44	12/13→				11.8171-0008.1 990049	ATE
0.9	48	09/12→					
0.9	63	09/09→					
 <b>Bremsschlauch</b>							
0.9	44	12/13→	←		2	24.5112-0356.3 331129	L= 355
0.9	48	09/12→	←				
0.9	63	09/09→	→		2	24.5228-0165.3 330879	L= 165
1.2	51	09/09→	→				
1.3 D Multijet	55	09/09→	→				
1.3 D Multijet	70	09/09→	→				
0.9	59	12/13→	←		2	24.5112-0356.3 331129	L= 355
0.9	77	12/13→	←				
1.4	74	09/09→	→		2	83.7101-9219.3 330903	L= 218,5
1.4	75	09/11→	→				
<b>FIAT - 500L (351_, 352_) 09/12→</b>							
 <b>Bremssattel</b>							
0.9	77	09/12→	←	☐		24.3541-1829.5 240721	BOS Ø 54 - Halter
0.9 Natural Power	59	04/17→	←	☐			
0.9 Natural Power	63	03/13→	←	☐		24.3541-1830.5 240722	BOS Ø 54 - Halter
1.3 D Multijet	62	09/12→					
1.3 D Multijet	70	06/14→					
1.4	70	09/12→					
1.6 D Multijet	77	09/12→					
1.4	88	10/13→	←	☐; 01/14→		11.9571-9953.2 220871	ATE Ø 57 - Halter
			←	☐; 01/14→		11.9571-9954.2 220872	ATE Ø 57 - Halter
1.4 LPG	88	02/14→	←	☐		11.9571-9953.2 220871	ATE Ø 57 - Halter
1.6 D Multijet	88	09/13→	←	☐		11.9571-9954.2 220872	ATE Ø 57 - Halter
<b>Führungsbolzen, Bremssattel</b>							
1.4	88	10/13→		01/14→		11.8171-0008.1 990049	ATE
1.4 LPG	88	02/14→				11.8171-0008.1 990049	ATE
1.6 D Multijet	88	09/13→					
 <b>Bremsschlauch</b>							
0.9	77	09/12→	←		2	24.5112-0402.3 331297	L= 402
0.9 Natural Power	63	03/13→	←				
1.3 D Multijet	62	09/12→	→	am Bremssattel; → 06/14; Scheibenbremse	2	24.5112-0142.3 331016	L= 142
1.3 D Multijet	70	06/14→	→				
1.4	70	09/12→	→	am Bremssattel; 07/14→; Scheibenbremse	2	24.5112-0187.3 331150	L= 187
1.4 LPG	88	02/14→	→				
1.6 D Multijet	77	09/12→	→				
1.6 D Multijet	88	09/13→	→				
0.9 Natural Power	59	04/17→	←		2	24.5112-0402.3 331297	L= 402
			→	am Bremssattel; Scheibenbremse	2	24.5112-0187.3 331150	L= 187
1.4	88	10/13→	←	01/14→	2	24.5112-0402.3 331297	L= 402
			→	am Bremssattel; 01/14→ 06/14; Scheibenbremse	2	24.5112-0142.3 331016	L= 142
			→	am Bremssattel; 07/14→; Scheibenbremse	2	24.5112-0187.3 331150	L= 187

	kw					! #			
<b>FIAT - 500X (334_) 09/14→</b>									
 <b>Bremssattel</b>									
1.3 D Multijet	70	06/15→	←	☐			11.9571-9969.2	220955	ATE Ø 57 - Halter
1.4	100	09/14→	←	☐			11.9571-9970.2	220956	ATE Ø 57 - Halter
1.4 (334AXC1B, 334AXC11)	103	09/14→	←	☐					
1.4 LPG	88	03/17→							
1.6 D Multijet	84	09/14→							
1.6 D Multijet	88	09/14→							
<b>Führungsbolzen, Bremssattel</b>									
1.3 D Multijet	70	06/15→					11.8171-0008.1	990049	ATE
1.4	100	09/14→							
1.4 (334AXC1B, 334AXC11)	103	09/14→							
1.4 LPG	88	03/17→							
1.6 D Multijet	84	09/14→							
1.6 D Multijet	88	09/14→							
 <b>Bremsschlauch</b>									
1.3 D Multijet	70	06/15→	←			2	24.5112-0406.3	331496	L= 405
1.4	100	09/14→							
1.4 (334AXC1B, 334AXC11)	103	09/14→							
1.4 4x4	120	02/15→							
1.4 4x4	125	02/15→							
1.4 LPG	88	03/17→							
1.6	81	11/14→							
1.6 D Multijet	84	09/14→							
1.6 D Multijet	88	09/14→							
2.0 D Multijet 4x4	100	09/14→							
2.0 D Multijet 4x4	103	09/14→							
<b>FIAT - BARCHETTA (183_) 03/95→05/05</b>									
 <b>Bremssattel</b>									
1.8 16V	96	04/95→05/05	←	☐; 06/95→10/04			24.3541-1789.5	240291	ATE Ø 54 - Halter
			←	☐; 06/95→10/04			24.3541-1790.5	240292	ATE Ø 54 - Halter
			→	☐; →10/04			24.3344-1703.5	240117	TRW Ø 34 - Halter
			→	☐; →10/04			24.3344-1704.5	240118	TRW Ø 34 - Halter
 <b>Bremsschlauch</b>									
1.8 16V	96	04/95→05/05	←	☐; →10/04			24.5112-0395.3	330521	L= 395
			←	☐; →10/04			24.5112-0396.3	330520	L= 397
			→	→10/04		2	24.5112-0160.3	330612	L= 160
<b>FIAT - BRAVA (182_) 10/95→06/03</b>									
 <b>Bremssattel</b>									
1.2 16V	64	12/98→12/02	←	☐; →10/01; Schaltgetriebe			24.3541-1787.5	240289	ATE Ø 54 - Halter
1.2 16V 80	60	12/98→12/02	←	☐; →10/01; Schaltgetriebe			24.3541-1788.5	240290	ATE Ø 54 - Halter
			←	☐; →10/01; Automatikgetriebe			24.3541-1789.5	240291	ATE Ø 54 - Halter
			←	☐; →10/01; Automatikgetriebe			24.3541-1790.5	240292	ATE Ø 54 - Halter
1.2 16V 80	59	10/00→10/01	←	☐; Schaltgetriebe			24.3541-1787.5	240289	ATE Ø 54 - Halter
1.4 (182.BG)	55	10/95→10/01	←	☐; Schaltgetriebe			24.3541-1788.5	240290	ATE Ø 54 - Halter
1.4 12 V (182.BA)	59	10/95→08/98	←	☐; Schaltgetriebe			24.3541-1788.5	240290	ATE Ø 54 - Halter
1.6 16V (182.BB)	76	02/96→10/01	←	☐; Automatikgetriebe			24.3541-1789.5	240291	ATE Ø 54 - Halter
1.6 16V (182.BH)	66	10/95→10/01	←	☐; Automatikgetriebe			24.3541-1790.5	240292	ATE Ø 54 - Halter
1.6 16V (182.BU)	76	01/99→12/02	←	☐; Automatikgetriebe			24.3541-1790.5	240292	ATE Ø 54 - Halter
1.9 D	48	10/95→10/01							
1.8 GT 16V (182.BC)	83	10/95→08/01	←	☐			24.3541-1789.5	240291	ATE Ø 54 - Halter
1.9 JTD	74	09/00→10/01	←	☐			24.3541-1790.5	240292	ATE Ø 54 - Halter
1.9 JTD 105	77	12/98→10/01	←	☐			24.3541-1790.5	240292	ATE Ø 54 - Halter
2.0	113	09/98→08/00							
1.9 JTD	79	01/01→12/02	←	☐; →10/01			24.3541-1789.5	240291	ATE Ø 54 - Halter
			←	☐; →10/01			24.3541-1790.5	240292	ATE Ø 54 - Halter
1.9 TD 100 S (182.BF)	74	03/96→10/01	←	☐; 06/96→			24.3541-1789.5	240291	ATE Ø 54 - Halter
			←	☐; 06/96→			24.3541-1790.5	240292	ATE Ø 54 - Halter
1.9 TD 75 S (182.BF)	55	03/96→10/01	←	☐; 06/96→; Schaltgetriebe			24.3541-1787.5	240289	ATE Ø 54 - Halter
			←	☐; 06/96→; Schaltgetriebe			24.3541-1788.5	240290	ATE Ø 54 - Halter
			←	☐; 06/96→; Automatikgetriebe			24.3541-1789.5	240291	ATE Ø 54 - Halter
			←	☐; 06/96→; Automatikgetriebe			24.3541-1790.5	240292	ATE Ø 54 - Halter



























	kW			 	! #		
<b>FIAT - BRAVA (182_) 10/95→06/03</b>							
 <b>Bremsschlauch</b>							
1.2 16V	64	12/98→12/02	←	☐; → 10/01		24.5112-0387.3 330519	L= 387
1.2 16V 80	60	12/98→12/02	←	☐; → 10/01		24.5112-0388.3 330518	L= 385
1.9 JTD	79	01/01→12/02	→	→ 10/01	2	24.5228-0223.3 330530	L= 223
1.2 16V 80	59	10/00→10/01	←	☐		24.5112-0387.3 330519	L= 387
1.4 (182.BG)	55	10/95→10/01	←	☐		24.5112-0388.3 330518	L= 385
1.4 12 V (182.BA)	59	10/95→08/98	→		2	24.5228-0223.3 330530	L= 223
1.6 16V (182.BB)	76	02/96→10/01	→				
1.6 16V (182.BH)	66	10/95→10/01					
1.6 16V (182.BU)	76	01/99→12/02					
1.8 GT 16V (182.BC)	83	10/95→08/01					
1.9 D	48	10/95→10/01					
1.9 JTD	74	09/00→10/01					
1.9 JTD 105	77	12/98→10/01					
2.0	113	09/98→08/00					
1.9 TD 100 S (182.BF)	74	03/96→10/01	←	☐; 06/96→		24.5112-0387.3 330519	L= 387
1.9 TD 75 S (182.BF)	55	03/96→10/01	←	☐; 06/96→		24.5112-0388.3 330518	L= 385
			→	06/96→	2	24.5228-0223.3 330530	L= 223
<b>FIAT - BRAVO I (182_) 10/95→10/01</b>							
 <b>Bremssattel</b>							
1.2 16V 80	59	10/00→10/01	←	☐		24.3541-1787.5 240289	ATE Ø 54 - Halter
1.2 16V 80	60	12/98→10/00	←	☐		24.3541-1788.5 240290	ATE Ø 54 - Halter
1.2 16V 80	64	12/98→10/01	←	☐			
1.4 (182.AA)	59	10/95→10/01					
1.4 (182.AG)	55	10/95→10/01					
1.6	76	09/00→10/01					
1.6 16V (182.AB)	76	03/96→10/01					
1.6 16V (182.AH)	66	10/95→10/01					
1.9 D	48	10/95→10/01					
1.8 GT (182.AC)	83	10/95→10/01	←	☐		24.3541-1789.5 240291	ATE Ø 54 - Halter
1.9 JTD	74	09/00→10/01	←	☐			
1.9 JTD 105	77	12/98→10/01	←	☐		24.3541-1790.5 240292	ATE Ø 54 - Halter
1.9 TD 100 S (182.AF)	74	03/96→10/01	←	☐; 06/96→		24.3541-1789.5 240291	ATE Ø 54 - Halter
			←	☐; 06/96→		24.3541-1790.5 240292	ATE Ø 54 - Halter
1.9 TD 75 S (182.AF)	55	03/96→10/01	←	☐; 06/96→		24.3541-1787.5 240289	ATE Ø 54 - Halter
			←	☐; 06/96→		24.3541-1788.5 240290	ATE Ø 54 - Halter
2.0 HGT 20V (182.AD)	108	10/95→07/98	→	☐		24.3344-1703.5 240117	TRW Ø 34 - Halter
2.0 HGT 20V (182AQ)	113	07/98→10/01	→	☐		24.3344-1704.5 240118	TRW Ø 34 - Halter
 <b>Bremsschlauch</b>							
1.2 16V 80	59	10/00→10/01	←	☐		24.5112-0387.3 330519	L= 387
1.2 16V 80	60	12/98→10/00	←	☐		24.5112-0388.3 330518	L= 385
1.2 16V 80	64	12/98→10/01	←	☐			
1.4 (182.AA)	59	10/95→10/01	→		2	24.5228-0223.3 330530	L= 223
1.4 (182.AG)	55	10/95→10/01					
1.6	76	09/00→10/01					
1.6 16V (182.AB)	76	03/96→10/01					
1.6 16V (182.AH)	66	10/95→10/01					
1.8 GT (182.AC)	83	10/95→10/01					
1.9 D	48	10/95→10/01					
1.9 JTD	74	09/00→10/01					
1.9 JTD 105	77	12/98→10/01					
2.0 HGT 20V (182.AD)	108	10/95→07/98					
2.0 HGT 20V (182AQ)	113	07/98→10/01					
1.9 TD 100 S (182.AF)	74	03/96→10/01	←	☐; 06/96→		24.5112-0387.3 330519	L= 387
1.9 TD 75 S (182.AF)	55	03/96→10/01	←	☐; 06/96→		24.5112-0388.3 330518	L= 385
			→	06/96→	2	24.5228-0223.3 330530	L= 223
<b>FIAT - BRAVO II (198_) 11/06→</b>							
 <b>Bremssattel</b>							
1.4 (198AXA1B)	66	04/07→12/14	←	☐		24.3541-1811.5 240429	BOS Ø 54 - Halter
			←	☐		24.3541-1812.5 240430	BOS Ø 54 - Halter
1.4 LPG	66	12/08→12/14	←	☐; 11/09→		24.3541-1811.5 240429	BOS Ø 54 - Halter
			←	☐; 11/09→		24.3541-1812.5 240430	BOS Ø 54 - Halter
1.4 T-Jet	88	09/07→	←	☐		24.3541-1809.5 240593	BOS Ø 54 - Halter
1.6 D Multijet	66	03/08→	←	☐			
1.6 D Multijet	85	11/08→	←	☐		24.3541-1810.5 240594	BOS Ø 54 - Halter
1.6 D Multijet	88	03/08→					
1.9 D Multijet	66	04/07→12/08					
















	kw			 	! #		
<b>FIAT - BRAVO II (198_) 11/06→</b>							
 <b>Bremssattel</b>							
1.9 D Multijet	88	04/07→	←	☐		24.3541-1809.5 240593	BOS Ø 54 - Halter
			←	☐		24.3541-1810.5 240594	BOS Ø 54 - Halter
1.6 D Multijet	77	09/07→	←	☐; 03/08→		24.3541-1809.5 240593	BOS Ø 54 - Halter
			←	☐; 03/08→		24.3541-1810.5 240594	BOS Ø 54 - Halter
1.9 D Multijet	85	11/06→	←	☐; 04/07→		24.3541-1809.5 240593	BOS Ø 54 - Halter
			←	☐; 04/07→		24.3541-1810.5 240594	BOS Ø 54 - Halter
 <b>Bremsschlauch</b>							
1.4 (198AXA1B)	66	04/07→12/14	←		2	24.5112-0407.3 331459	L= 410
1.4 T-Jet	88	09/07→	→		2	24.5112-0187.3 331150	L= 187
1.4 T-Jet (198AXF1B)	110	09/07→12/14	→				
1.6 D Multijet	66	03/08→					
1.6 D Multijet	85	11/08→					
1.6 D Multijet	88	03/08→					
1.9 D Multijet	66	04/07→12/08					
1.9 D Multijet	88	04/07→					
1.9 D Multijet	110	04/07→					
2.0 D Multijet	120	09/08→					
2.0 D Multijet	121	09/08→					
1.4 16V	103	03/08→	←	04/08→	2	24.5112-0407.3 331459	L= 410
			→	04/08→	2	24.5112-0187.3 331150	L= 187
1.4 LPG	66	12/08→12/14	←	11/09→	2	24.5112-0407.3 331459	L= 410
			→	11/09→	2	24.5112-0187.3 331150	L= 187
1.6 D Multijet	77	09/07→	←	03/08→	2	24.5112-0407.3 331459	L= 410
			→	03/08→	2	24.5112-0187.3 331150	L= 187
1.9 D Multijet	85	11/06→	←	04/07→	2	24.5112-0407.3 331459	L= 410
			→	04/07→	2	24.5112-0187.3 331150	L= 187
<b>FIAT - CINQUECENTO (170_) 07/91→07/99</b>							
 <b>Bremssattel</b>							
0.7 (170AA)	23	12/91→01/96	←	☐; 02/92→		24.3481-1743.5 240305	BDX Ø 48 - Halter
			←	☐; 02/92→		24.3481-1744.5 240306	BDX Ø 48 - Halter
0.7 i (170AD)	22	07/94→01/98	←	☐		24.3481-1743.5 240305	BDX Ø 48 - Halter
			←	☐		24.3481-1744.5 240306	BDX Ø 48 - Halter
0.9 i.e. S (170AF, 170CF)	29	07/91→07/99	←	☐; 02/92→ 05/98		24.3481-1743.5 240305	BDX Ø 48 - Halter
			←	☐; 02/92→ 05/98		24.3481-1744.5 240306	BDX Ø 48 - Halter
1.1 Sporting (170AH)	40	10/94→01/98	←	☐; 11/94→		24.3481-1743.5 240305	BDX Ø 48 - Halter
			←	☐; 11/94→		24.3481-1744.5 240306	BDX Ø 48 - Halter
 <b>Bremsschlauch</b>							
0.7 (170AA)	23	12/91→01/96	←	02/92→	2	24.5112-0445.3 330564	L= 445
			→	02/92→	2	24.5228-0275.3 330035	L= 275
0.7 i (170AD)	22	07/94→01/98	←		2	24.5112-0445.3 330564	L= 445
			→		2	24.5228-0275.3 330035	L= 275
0.9 i.e. S (170AF, 170CF)	29	07/91→07/99	←	02/92→ 05/98	2	24.5112-0445.3 330564	L= 445
			→	02/92→ 05/98	2	24.5228-0275.3 330035	L= 275
1.1 Sporting (170AH)	40	10/94→01/98	←	11/94→	2	24.5112-0445.3 330564	L= 445
			→	11/94→	2	24.5228-0275.3 330035	L= 275
<b>FIAT - COUPE (175_) 11/93→08/00</b>							
 <b>Bremssattel</b>							
2.0 16V	102	11/93→08/96	→	☐; 12/93→ 06/96		24.3344-1703.5 240117	TRW Ø 34 - Halter
2.0 16V Turbo	140	11/93→08/96	→	☐; 12/93→ 06/96		24.3344-1704.5 240118	TRW Ø 34 - Halter
 <b>Bremsschlauch</b>							
1.8 16V	96	03/96→08/00	→	07/96→	2	83.6401-0159.3 330746	L= 160
2.0 16V	102	11/93→08/96	→	12/93→ 06/96	2	83.6401-0159.3 330746	L= 160
2.0 16V Turbo	140	11/93→08/96	→				
2.0 20V	113	04/98→08/00	→		2	83.6401-0159.3 330746	L= 160
2.0 20V (175AXC1A)	108	08/96→09/98	→	01/97→	2	83.6401-0159.3 330746	L= 160
2.0 20V Turbo	162	08/96→08/00	→				

















	kw			 	! #		
<b>FIAT - CROMA (194_) 06/05→</b>							
 <b>Bremssattel</b>							
1.8 16V 1.9 D Multijet 1.9 D Multijet (194AXB1B) 2.2 16V	103 85 88 108	12/05→ 06/05→ 06/05→12/11 06/05→	←	☐; 03/06→ 11/10; nur paarweise austauschen		11.9571-9781.2 220659	ATE Ø 57 - Halter
1.9 D Multijet 1.9 D Multijet (194AXC1B, 194AXC12)	100 110	12/05→ 06/05→12/11	←	☐; 2060169→; → 11/10; nur paarweise austauschen		11.9571-9781.2 220659	ATE Ø 57 - Halter
<b>Feder, Bremssattel</b>							
1.8 16V	103	12/05→	←	01/06→ 02/06	2	11.8116-0295.2 390524	ATE
			←	03/06→ 11/10	2	11.8116-0356.1 390586	ATE
1.9 D Multijet 1.9 D Multijet (194AXB1B) 2.2 16V	85 88 108	06/05→ 06/05→12/11 06/05→	←	→ 02/06	2	11.8116-0295.2 390524	ATE
			←	03/06→ 11/10	2	11.8116-0356.1 390586	ATE
1.9 D Multijet 1.9 D Multijet (194AXC1B, 194AXC12)	100 110	12/05→ 06/05→12/11	←	2060169→; → 11/10	2	11.8116-0356.1 390586	ATE
<b>Führungsbolzen, Bremssattel</b>							
1.8 16V	103	12/05→		01/06→ 02/06		11.8171-0008.1 990049	ATE
1.9 D Multijet 1.9 D Multijet (194AXB1B) 2.2 16V	85 88 108	06/05→ 06/05→12/11 06/05→		→ 02/06		11.8171-0008.1 990049	ATE
 <b>Bremsschlauch</b>							
1.8 16V	103	12/05→	←	01/06→ 11/10	2	24.5241-0401.3 331021	L= 401,7
			→	01/06→ 11/10	2	24.5112-0295.3 330907	L= 295
1.9 D Multijet 1.9 D Multijet (194AXB1B) 2.2 16V	85 88 108	06/05→ 06/05→12/11 06/05→	←	→ 11/10	2	24.5241-0401.3 331021	L= 401,7
			→	→ 11/10	2	24.5112-0295.3 330907	L= 295
1.9 D Multijet 1.9 D Multijet (194AXC1B, 194AXC12) 2.4 D Multijet	100 110 147	12/05→ 06/05→12/11 06/05→	←	→ 11/10	2	24.5153-0380.3 331044	L= 380
			→	→ 11/10	2	24.5112-0295.3 330907	L= 295
<b>FIAT - DOBLO Cargo (223_) 11/00→</b>							
 <b>Bremssattel</b>							
1.3 D Multijet	55	10/05→01/10	←	☐; für Bremsscheibendurchmesser [mm]: 258		24.3541-1769.5 240601	BOS Ø 54 - Halter
			←	☐; für Bremsscheibendurchmesser [mm]: 258		24.3541-1770.5 240602	BOS Ø 54 - Halter
			←	☐; für Bremsscheibendurchmesser [mm]: 284		24.3541-1829.5 240721	BOS Ø 54 - Halter
			←	☐; für Bremsscheibendurchmesser [mm]: 284		24.3541-1830.5 240722	BOS Ø 54 - Halter
1.3 JTD 16V Multijet 1.4 1.9 JTD Multijet	62 57 88	08/06→ 10/05→ 12/06→	←	☐; → 01/10; für Bremsscheibendurchmesser [mm]: 258		24.3541-1769.5 240601	BOS Ø 54 - Halter
			←	☐; → 01/10; für Bremsscheibendurchmesser [mm]: 258		24.3541-1770.5 240602	BOS Ø 54 - Halter
			←	☐; → 01/10; für Bremsscheibendurchmesser [mm]: 284		24.3541-1829.5 240721	BOS Ø 54 - Halter
			←	☐; → 01/10; für Bremsscheibendurchmesser [mm]: 284		24.3541-1830.5 240722	BOS Ø 54 - Halter
1.6 16V (223ZXD1A) 1.6 Natural Power 1.9 JTD 1.9 JTD (223ZXE1A)	76 76 77 74	10/01→ 09/02→ 07/03→ 10/01→	←	☐; 10/05→ 01/10; für Bremsscheibendurchmesser [mm]: 258		24.3541-1769.5 240601	BOS Ø 54 - Halter
			←	☐; 10/05→ 01/10; für Bremsscheibendurchmesser [mm]: 258		24.3541-1770.5 240602	BOS Ø 54 - Halter
			←	☐; 10/05→ 01/10; für Bremsscheibendurchmesser [mm]: 284		24.3541-1829.5 240721	BOS Ø 54 - Halter

	kw					! #		
<b>FIAT - DOBLO Cargo (223_) 11/00→</b>								
 <b>Bremssattel</b>								
1.6 16V (223ZXD1A) 1.6 Natural Power 1.9 JTD 1.9 JTD (223ZXE1A)	76 76 77 74	10/01→ 09/02→ 07/03→ 10/01→	←	☐; 10/05→ 01/10; für Bremsscheibendurchmesser [mm]: 284			24.3541-1830.5 240722	BOS Ø 54 - Halter
 <b>Bremsschlauch</b>								
1.2 (223XA1A) 1.3 JTD 16V 1.9 D (223ZXB1A)	48 51 46	03/01→ 05/04→12/06 03/01→	←	→ 09/05	2		24.5112-0475.3 330698	L= 475
1.3 D Multijet	55	10/05→01/10	←		2		24.5112-0490.3 330876	L= 490
1.3 JTD 16V Multijet 1.4 1.9 JTD Multijet	62 57 88	08/06→ 10/05→ 12/06→	←	→ 01/10	2		24.5112-0490.3 330876	L= 490
1.6 16V (223ZXD1A) 1.6 Natural Power 1.9 JTD 1.9 JTD (223ZXE1A)	76 76 77 74	10/01→ 09/02→ 07/03→ 10/01→	←	→ 09/05	2		24.5112-0475.3 330698	L= 475
			←	10/05→ 01/10	2		24.5112-0490.3 330876	L= 490
<b>FIAT - DOBLO Großraumlimousine (119_, 223_) 03/01→</b>								
 <b>Bremssattel</b>								
1.3 D Multijet 1.4 1.9 D Multijet	62 57 88	10/05→ 10/05→ 10/05→	←	☐; → 01/10; für Bremsscheibendurchmesser [mm]: 258			24.3541-1769.5 240601	BOS Ø 54 - Halter
			←	☐; → 01/10; für Bremsscheibendurchmesser [mm]: 258			24.3541-1770.5 240602	BOS Ø 54 - Halter
			←	☐; → 01/10; für Bremsscheibendurchmesser [mm]: 284			24.3541-1829.5 240721	BOS Ø 54 - Halter
			←	☐; → 01/10; für Bremsscheibendurchmesser [mm]: 284			24.3541-1830.5 240722	BOS Ø 54 - Halter
1.3 JTD 1.6 16V (223AXD1A) 1.6 Natural Power 1.9 JTD 1.9 JTD (223AXE1A)	55 76 76 77 74	05/05→ 10/01→ 09/02→ 07/03→ 10/01→	←	☐; 10/05→ 01/10; für Bremsscheibendurchmesser [mm]: 258			24.3541-1769.5 240601	BOS Ø 54 - Halter
			←	☐; 10/05→ 01/10; für Bremsscheibendurchmesser [mm]: 258			24.3541-1770.5 240602	BOS Ø 54 - Halter
			←	☐; 10/05→ 01/10; für Bremsscheibendurchmesser [mm]: 284			24.3541-1829.5 240721	BOS Ø 54 - Halter
			←	☐; 10/05→ 01/10; für Bremsscheibendurchmesser [mm]: 284			24.3541-1830.5 240722	BOS Ø 54 - Halter
 <b>Bremsschlauch</b>								
1.2 (223AXA1A) 1.9 D (223AXB1A)	48 46	03/01→ 03/01→	←	→ 09/05	2		24.5112-0475.3 330698	L= 475
1.3 D Multijet 1.4 1.9 D Multijet	62 57 88	10/05→ 10/05→ 10/05→	←	→ 01/10	2		24.5112-0490.3 330876	L= 490
1.3 JTD	55	05/05→	←	10/05→ 01/10	2		24.5112-0490.3 330876	L= 490
1.3 JTD 16V	51	12/04→05/05	←		2		24.5112-0475.3 330698	L= 475
1.6 16V (223AXD1A) 1.9 JTD 1.9 JTD (223AXE1A)	76 77 74	10/01→ 07/03→ 10/01→	←	→ 09/05	2		24.5112-0475.3 330698	L= 475
			←	10/05→ 01/10	2		24.5112-0490.3 330876	L= 490
1.6 Natural Power	76	09/02→	←	→ 09/05	2		24.5112-0475.3 330698	L= 475
			←	10/05→ 01/10	2		24.5112-0490.3 330876	L= 490
			←	→ 01/10	2		24.5112-0490.3 330876	L= 490
<b>FIAT - DOBLO Kasten/Kombi (263_) 02/10→</b>								
 <b>Bremssattel</b>								
1.3 D Multijet 1.3 D Multijet 1.3 D Multijet 1.3 D Multijet 1.4 1.4 1.4 Natural Power 1.6 D Multijet 1.6 D Multijet 1.6 D Multijet 1.6 D Multijet ↓	55 59 66 70 70 88 88 66 74 77 88	11/13→ 03/16→ 02/10→ 03/16→ 02/10→ 10/11→ 06/10→ 02/10→ 02/10→ 02/10→ 02/16→	←	☐; für Bremsscheibendurchmesser [mm]: 305			11.9571-9953.2 220871	ATE Ø 57 - Halter
			←	☐; für Bremsscheibendurchmesser [mm]: 305			11.9571-9954.2 220872	ATE Ø 57 - Halter
			←	☐; für Bremsscheibendurchmesser [mm]: 284			24.3541-1829.5 240721	BOS Ø 54 - Halter


















	kw			 	! #		
<b>FIAT - DOBLO Kasten/Kombi (263_) 02/10→</b>							
 <b>Bremssattel</b>							
2.0 D Multijet	99	02/10→	←	 ; für Bremsscheibendurchmesser [mm]: 284	2	<b>24.3541-1830.5</b> <b>240722</b>	BOS Ø 54 - Halter
<b>Feder, Bremssattel</b>							
1.3 D Multijet	55	11/13→	←	für Bremsscheibendurchmesser [mm]: 305	2	<b>11.8116-0237.1</b> <b>390509</b>	ATE
1.3 D Multijet	59	03/16→					
1.3 D Multijet	66	02/10→					
1.3 D Multijet	70	03/16→					
1.4	70	02/10→					
1.4	88	10/11→					
1.4 Natural Power	88	06/10→					
1.6 D Multijet	66	02/10→					
1.6 D Multijet	74	02/10→					
1.6 D Multijet	77	02/10→					
1.6 D Multijet	88	02/16→					
2.0 D Multijet	99	02/10→					
<b>Führungsbolzen, Bremssattel</b>							
1.3 D Multijet	55	11/13→		für Bremsscheibendurchmesser [mm]: 305		<b>11.8171-0008.1</b> <b>990049</b>	ATE
1.3 D Multijet	59	03/16→					
1.3 D Multijet	66	02/10→					
1.3 D Multijet	70	03/16→					
1.4	70	02/10→					
1.4	88	10/11→					
1.4 Natural Power	88	06/10→					
1.6 D Multijet	66	02/10→					
1.6 D Multijet	74	02/10→					
1.6 D Multijet	77	02/10→					
1.6 D Multijet	88	02/16→					
2.0 D Multijet	99	02/10→					
 <b>Bremsschlauch</b>							
1.3 D Multijet	55	11/13→	←		2	<b>24.5112-0406.3</b> <b>331496</b>	L= 405
1.3 D Multijet	59	03/16→					
1.3 D Multijet	66	02/10→	→		2	<b>24.5204-0200.3</b> <b>331499</b>	L= 200
1.3 D Multijet	70	03/16→					
1.4	70	02/10→					
1.4	88	10/11→					
1.4 Natural Power	88	06/10→					
1.6 D Multijet	66	02/10→					
1.6 D Multijet	74	02/10→					
1.6 D Multijet	77	02/10→					
1.6 D Multijet	88	02/16→					
2.0 D Multijet	99	02/10→					
<b>FIAT - DOBLO Kombi (263_) 11/09→</b>							
 <b>Bremssattel</b>							
1.3 D Multijet	66	02/10→	←	 ; für Bremsscheibendurchmesser [mm]: 305		<b>11.9571-9953.2</b> <b>220871</b>	ATE Ø 57 - Halter
1.3 D Multijet	70	03/16→					
1.4	88	10/11→					
1.4 (263AXA1A)	70	02/10→	←	 ; für Bremsscheibendurchmesser [mm]: 305		<b>11.9571-9954.2</b> <b>220872</b>	ATE Ø 57 - Halter
1.4 Natural Power	88	02/10→					
1.6 D Multijet	66	02/10→					
1.6 D Multijet	70	03/15→					
1.6 D Multijet	74	03/16→	←	 ; für Bremsscheibendurchmesser [mm]: 284		<b>24.3541-1829.5</b> <b>240721</b>	BOS Ø 54 - Halter
1.6 D Multijet	77	02/10→					
1.6 D Multijet	88	03/15→					
2.0 D Multijet (263AXF1B)	99	01/10→	←	 ; für Bremsscheibendurchmesser [mm]: 284		<b>24.3541-1830.5</b> <b>240722</b>	BOS Ø 54 - Halter
<b>Feder, Bremssattel</b>							
1.3 D Multijet	66	02/10→	←	für Bremsscheibendurchmesser [mm]: 305	2	<b>11.8116-0237.1</b> <b>390509</b>	ATE
1.3 D Multijet	70	03/16→					
1.4	88	10/11→					
1.4 (263AXA1A)	70	02/10→					
1.4 Natural Power	88	02/10→					
1.6 D Multijet	66	02/10→					
1.6 D Multijet	70	03/15→					
1.6 D Multijet	74	03/16→					
1.6 D Multijet	77	02/10→					
1.6 D Multijet	88	03/15→					
2.0 D Multijet (263AXF1B)	99	01/10→					
<b>Führungsbolzen, Bremssattel</b>							
1.3 D Multijet	66	02/10→		für Bremsscheibendurchmesser [mm]: 305		<b>11.8171-0008.1</b> <b>990049</b>	ATE
1.3 D Multijet	70	03/16→					
1.4	88	10/11→					
↓							

	kW			 	! #					
<b>FIAT - DOBLO Kombi (263_) 11/09→</b>										
<b>Führungsbolzen, Bremsattel</b>										
1.4 (263AXA1A)	70	02/10→		für Bremsscheibendurchmesser [mm]:	11.8171-0008.1	990049	ATE			
1.4 Natural Power	88	02/10→		305						
1.6 D Multijet	66	02/10→								
1.6 D Multijet	70	03/15→								
1.6 D Multijet	74	03/16→								
1.6 D Multijet	77	02/10→								
1.6 D Multijet	88	03/15→								
2.0 D Multijet (263AXF1B)	99	01/10→								
<b> Bremsschlauch</b>										
1.3 D Multijet	66	02/10→	←		24.5112-0406.3	331496	L= 405			
1.3 D Multijet	70	03/16→								
1.4	88	10/11→	→							
1.4 (263AXA1A)	70	02/10→								
1.4 Natural Power	88	02/10→								
1.6 D Multijet	66	02/10→								
1.6 D Multijet	70	03/15→								
1.6 D Multijet	74	03/16→								
1.6 D Multijet	77	02/10→								
1.6 D Multijet	88	03/15→								
2.0 D Multijet (263AXF1B)	99	01/10→								
<b>FIAT - DOBLO Pritsche/Fahrgestell (263_) 02/10→</b>										
<b> Bremssattel</b>										
1.3 D Multijet	55	11/13→	←	 ;				11.9571-9953.2	220871	ATE Ø 57 - Halter
1.3 D Multijet	59	03/16→		für Bremsscheibendurchmesser [mm]:						
1.3 D Multijet	66	02/10→		305						
1.3 D Multijet	70	03/16→	←	 ;						
1.4	70	04/10→		für Bremsscheibendurchmesser [mm]:						
1.4	88	10/11→		305						
1.4 Natural Power	88	06/10→								
1.6 D Multijet	66	02/10→	←	 ;	24.3541-1829.5	240721	BOS Ø 54 - Halter			
1.6 D Multijet	74	02/11→		für Bremsscheibendurchmesser [mm]:						
1.6 D Multijet	77	02/10→		284						
1.6 D Multijet	88	02/16→	←	 ;						
2.0 D Multijet	99	02/10→		für Bremsscheibendurchmesser [mm]:	24.3541-1830.5	240722	BOS Ø 54 - Halter			
				284						
<b>Feder, Bremsattel</b>										
1.3 D Multijet	55	11/13→	←	für Bremsscheibendurchmesser [mm]:	11.8116-0237.1	390509	ATE			
1.3 D Multijet	59	03/16→		305						
1.3 D Multijet	66	02/10→								
1.3 D Multijet	70	03/16→								
1.4	70	04/10→								
1.4	88	10/11→								
1.4 Natural Power	88	06/10→								
1.6 D Multijet	66	02/10→								
1.6 D Multijet	74	02/11→								
1.6 D Multijet	77	02/10→								
1.6 D Multijet	88	02/16→								
2.0 D Multijet	99	02/10→								
<b>Führungsbolzen, Bremsattel</b>										
1.3 D Multijet	55	11/13→		für Bremsscheibendurchmesser [mm]:				11.8171-0008.1	990049	ATE
1.3 D Multijet	59	03/16→		305						
1.3 D Multijet	66	02/10→								
1.3 D Multijet	70	03/16→								
1.4	70	04/10→								
1.4	88	10/11→								
1.4 Natural Power	88	06/10→								
1.6 D Multijet	66	02/10→								
1.6 D Multijet	74	02/11→								
1.6 D Multijet	77	02/10→								
1.6 D Multijet	88	02/16→								
2.0 D Multijet	99	02/10→								
<b> Bremsschlauch</b>										
1.3 D Multijet	55	11/13→	←		24.5112-0406.3	331496	L= 405			
1.3 D Multijet	59	03/16→								
1.3 D Multijet	66	02/10→	→							
1.3 D Multijet	70	03/16→								
1.4	70	04/10→								
1.4	88	10/11→								
1.4 Natural Power	88	06/10→								
1.6 D Multijet	66	02/10→								
1.6 D Multijet	74	02/11→								
1.6 D Multijet	77	02/10→								
1.6 D Multijet	88	02/16→								
2.0 D Multijet	99	02/10→								





	kw			 	! #		
<b>FIAT - DUCATO Bus (230_) 03/94→04/02</b>							
 <b>Bremssattel</b>							
1.9 D 1.9 D Combinato 1.9 TD 1.9 TD Combinato 1.9 TD Panorama/ Combinato	50	04/98→04/02	←	☐; → 10/01; Nutzlast [kg]: 1.000; - ABS	24.3481-1719.5	240155	TRW Ø1 40 Ø2 48 - Halter
	51	06/95→04/02	←	☐; → 10/01; Nutzlast [kg]: 1.000; - ABS	24.3481-1720.5	240156	TRW Ø1 40 Ø2 48 - Halter
	66	04/98→04/02	←	☐; → 10/01; Nutzlast [kg]: 1.000; - ABS	24.3481-1720.5	240156	TRW Ø1 40 Ø2 48 - Halter
	59	08/94→04/02	←	☐; 11/01→ 03/02; Nutzlast [kg]: 1.000; + ABS	24.3481-1795.5	240768	Ø1 48 Ø2 44 - Halter
	60	03/94→04/02	←	☐; 11/01→ 03/02; Nutzlast [kg]: 1.000; + ABS	24.3481-1796.5	240769	Ø1 48 Ø2 44 - Halter
				→	☐; 11/01→ 03/02; Nutzlast [kg]: 1.000	24.3461-1701.5	240449
			→	☐; 11/01→ 03/02; Nutzlast [kg]: 1.000	24.3461-1702.5	240450	Ø 46 - Halter
1.9 D	59	05/98→11/01	←	☐; → 10/01; Nutzlast [kg]: 1.000; - ABS	24.3481-1719.5	240155	TRW Ø1 40 Ø2 48 - Halter
			←	☐; → 10/01; Nutzlast [kg]: 1.000; - ABS	24.3481-1720.5	240156	TRW Ø1 40 Ø2 48 - Halter
			←	☐; 11/01→; Nutzlast [kg]: 1.000; + ABS	24.3481-1795.5	240768	Ø1 48 Ø2 44 - Halter
			←	☐; 11/01→; Nutzlast [kg]: 1.000; + ABS	24.3481-1796.5	240769	Ø1 48 Ø2 44 - Halter
			→	☐; 11/01→; Nutzlast [kg]: 1.000	24.3461-1701.5	240449	Ø 46 - Halter
			→	☐; 11/01→; Nutzlast [kg]: 1.000	24.3461-1702.5	240450	Ø 46 - Halter
2.0 4x4	80	11/94→11/01	←	☐; → 10/01; Nutzlast ab [kg] 1.000 Nutzlast bis [kg] 1.400; - ABS	24.3481-1719.5	240155	TRW Ø1 40 Ø2 48 - Halter
			←	☐; → 10/01; Nutzlast ab [kg] 1.000 Nutzlast bis [kg] 1.400; - ABS	24.3481-1720.5	240156	TRW Ø1 40 Ø2 48 - Halter
			←	☐; 11/01→; Nutzlast ab [kg] 1.000 Nutzlast bis [kg] 1.400; + ABS	24.3481-1795.5	240768	Ø1 48 Ø2 44 - Halter
			←	☐; 11/01→; Nutzlast ab [kg] 1.000 Nutzlast bis [kg] 1.400; + ABS	24.3481-1796.5	240769	Ø1 48 Ø2 44 - Halter
			←	☐; 11/01→; Nutzlast [kg]: 1.800; + ABS	24.3521-1715.5	240770	Ø1 52 Ø2 46 - Halter
			←	☐; 11/01→; Nutzlast [kg]: 1.800; + ABS	24.3521-1716.5	240771	Ø1 52 Ø2 46 - Halter
			→	☐; 11/01→; Nutzlast ab [kg] 1.000 Nutzlast bis [kg] 1.800	24.3461-1701.5	240449	Ø 46 - Halter
			→	☐; 11/01→; Nutzlast ab [kg] 1.000 Nutzlast bis [kg] 1.800	24.3461-1702.5	240450	Ø 46 - Halter
2.0 JTD	62	10/01→04/02	←	☐; → 03/02; Nutzlast [kg]: 1.400; + ABS	24.3481-1795.5	240768	Ø1 48 Ø2 44 - Halter
			←	☐; → 03/02; Nutzlast [kg]: 1.400; + ABS	24.3481-1796.5	240769	Ø1 48 Ø2 44 - Halter
			←	☐; → 03/02; Nutzlast [kg]: 1.800; + ABS	24.3521-1715.5	240770	Ø1 52 Ø2 46 - Halter
			←	☐; → 03/02; Nutzlast [kg]: 1.800; + ABS	24.3521-1716.5	240771	Ø1 52 Ø2 46 - Halter
			→	☐; → 03/02; Nutzlast ab [kg] 1.400 Nutzlast bis [kg] 1.800	24.3461-1701.5	240449	Ø 46 - Halter
			→	☐; → 03/02; Nutzlast ab [kg] 1.400 Nutzlast bis [kg] 1.800	24.3461-1702.5	240450	Ø 46 - Halter
2.0 Panorama/Combinato	80	03/94→04/02	←	☐; → 10/01; Nutzlast ab [kg] 1.000 Nutzlast bis [kg] 1.400; - ABS	24.3481-1719.5	240155	TRW Ø1 40 Ø2 48 - Halter
			←	☐; → 10/01; Nutzlast ab [kg] 1.000 Nutzlast bis [kg] 1.400; - ABS	24.3481-1720.5	240156	TRW Ø1 40 Ø2 48 - Halter
			←	☐; 11/01→ 03/02; Nutzlast ab [kg] 1.000 Nutzlast bis [kg] 1.400; + ABS	24.3481-1795.5	240768	Ø1 48 Ø2 44 - Halter
			←	☐; 11/01→ 03/02; Nutzlast ab [kg] 1.000 Nutzlast bis [kg] 1.400; + ABS	24.3481-1796.5	240769	Ø1 48 Ø2 44 - Halter
			←	☐; 11/01→ 03/02; Nutzlast [kg]: 1.800; + ABS	24.3521-1715.5	240770	Ø1 52 Ø2 46 - Halter
			←	☐; 11/01→ 03/02; Nutzlast [kg]: 1.800; + ABS	24.3521-1716.5	240771	Ø1 52 Ø2 46 - Halter
			→	☐; 11/01→ 03/02; Nutzlast ab [kg] 1.000 Nutzlast bis [kg] 1.800	24.3461-1701.5	240449	Ø 46 - Halter
			→	☐; 11/01→ 03/02; Nutzlast ab [kg] 1.000 Nutzlast bis [kg] 1.800	24.3461-1702.5	240450	Ø 46 - Halter
2.5 D Combinato 2.8 D	62 64	08/94→04/02 02/98→04/02	←	☐; → 10/01; Nutzlast [kg]: 1.400; - ABS	24.3481-1719.5	240155	TRW Ø1 40 Ø2 48 - Halter
			←	☐; → 10/01; Nutzlast [kg]: 1.400; - ABS	24.3481-1720.5	240156	TRW Ø1 40 Ø2 48 - Halter
			←	☐; 11/01→ 03/02; Nutzlast [kg]: 1.400; + ABS	24.3481-1795.5	240768	Ø1 48 Ø2 44 - Halter
			←	☐; 11/01→ 03/02; Nutzlast [kg]: 1.400; + ABS	24.3481-1796.5	240769	Ø1 48 Ø2 44 - Halter
			←	☐; 11/01→ 03/02; Nutzlast [kg]: 1.800; + ABS	24.3521-1715.5	240770	Ø1 52 Ø2 46 - Halter
			←	☐; 11/01→ 03/02; Nutzlast [kg]: 1.800; + ABS	24.3521-1716.5	240771	Ø1 52 Ø2 46 - Halter
			→	☐; 11/01→ 03/02; Nutzlast ab [kg] 1.400 Nutzlast bis [kg] 1.800	24.3461-1701.5	240449	Ø 46 - Halter
			→	☐; 11/01→ 03/02; Nutzlast ab [kg] 1.400 Nutzlast bis [kg] 1.800	24.3461-1702.5	240450	Ø 46 - Halter

	kw			 	! #		
<b>FIAT - DUCATO Bus (230_) 03/94→04/02</b>							
<b>Bremssattel</b>							
2.5 TD	70	03/94→04/02	←	☐; → 10/01; Nutzlast [kg]: 1.400; - ABS		24.3481-1711.5 240129	TRW Ø1 40 Ø2 48 - Halter
2.5 TDI Panorama/Combinato	80	07/94→04/02	←	☐; → 10/01; Nutzlast [kg]: 1.400; - ABS		24.3481-1712.5 240130	TRW Ø1 40 Ø2 48 - Halter
2.5 TDI Panorama/Combinato	85	03/94→04/02	←	☐; 11/01→ 03/02; Nutzlast [kg]: 1.400; + ABS		24.3481-1795.5 240768	Ø1 48 Ø2 44 - Halter
2.8 JTD	94	11/00→04/02	←	☐; 11/01→ 03/02; Nutzlast [kg]: 1.400; + ABS		24.3481-1796.5 240769	Ø1 48 Ø2 44 - Halter
2.8 JTD 4x4	94	11/00→04/02	←	☐; 11/01→ 03/02; Nutzlast [kg]: 1.400; + ABS		24.3481-1796.5 240769	Ø1 48 Ø2 44 - Halter
2.8 TDI	90	10/97→04/02	←	☐; 11/01→ 03/02; Nutzlast [kg]: 1.800; + ABS		24.3521-1715.5 240770	Ø1 52 Ø2 46 - Halter
2.8 TDI 4x4	90	07/99→04/02	←	☐; 11/01→ 03/02; Nutzlast [kg]: 1.800; + ABS		24.3521-1716.5 240771	Ø1 52 Ø2 46 - Halter
			→	☐; 11/01→ 03/02; Nutzlast ab [kg] 1.400 Nutzlast bis [kg] 1.800		24.3461-1701.5 240449	Ø 46 - Halter
			→	☐; 11/01→ 03/02; Nutzlast ab [kg] 1.400 Nutzlast bis [kg] 1.800		24.3461-1702.5 240450	Ø 46 - Halter
2.5 TD	85	06/94→09/01	←	☐; Nutzlast [kg]: 1.400; - ABS		24.3481-1711.5 240129	TRW Ø1 40 Ø2 48 - Halter
2.5 TD 4x4	80	11/94→04/98	←	☐; Nutzlast [kg]: 1.400; - ABS		24.3481-1712.5 240130	TRW Ø1 40 Ø2 48 - Halter
2.5 TDI 4x4	85	04/97→04/02	←	☐; → 10/01; Nutzlast [kg]: 1.400; - ABS		24.3481-1711.5 240129	TRW Ø1 40 Ø2 48 - Halter
			←	☐; → 10/01; Nutzlast [kg]: 1.400; - ABS		24.3481-1712.5 240130	TRW Ø1 40 Ø2 48 - Halter
			←	☐; 11/01→ 03/02; Nutzlast [kg]: 1.400; + ABS		24.3481-1795.5 240768	Ø1 48 Ø2 44 - Halter
			←	☐; 11/01→ 03/02; Nutzlast [kg]: 1.400; + ABS		24.3481-1796.5 240769	Ø1 48 Ø2 44 - Halter
			→	☐; 11/01→ 03/02; Nutzlast ab [kg] 1.400 Nutzlast bis [kg] 1.800		24.3461-1701.5 240449	Ø 46 - Halter
			→	☐; 11/01→ 03/02; Nutzlast ab [kg] 1.400 Nutzlast bis [kg] 1.800		24.3461-1702.5 240450	Ø 46 - Halter
<b>Zubehörsatz, Bremssattel</b>							
1.9 D	50	04/98→04/02	←	→ 10/01; Nutzlast [kg]: 1.000; + ABS		24.0101-4804.2 260050	TRW
1.9 D	59	05/98→11/01					
1.9 D Combinato	51	06/95→04/02					
1.9 TD	66	04/98→04/02					
1.9 TD Combinato	59	08/94→04/02					
1.9 TD Panorama/Combinato	60	03/94→04/02					
2.0 4x4	80	11/94→11/01	←	→ 10/01; Nutzlast ab [kg] 1.000 Nutzlast bis [kg] 1.400; + ABS		24.0101-4804.2 260050	TRW
2.0 Panorama/Combinato	80	03/94→04/02					
2.5 D Combinato	62	08/94→04/02	←	→ 10/01; Nutzlast [kg]: 1.400; + ABS		24.0101-4804.2 260050	TRW
2.8 D	64	02/98→04/02					
<b>Bremsschlauch</b>							
1.9 D	50	04/98→04/02	←	02/00→ 10/01; Nutzlast [kg]: 1.000	2	24.5112-0461.3 330616	L= 460
1.9 D Combinato	51	06/95→04/02				24.5112-0466.3 330579	L= 462
1.9 TD	66	04/98→04/02					
1.9 TD Combinato	59	08/94→04/02	←	→ 01/00; Nutzlast [kg]: 1.000	2	24.5112-0465.3 330526	L= 465
1.9 TD Panorama/Combinato	60	03/94→04/02				24.5112-0466.3 330579	L= 462
			←	11/01→ 03/02; Nutzlast [kg]: 1.000	2	24.5112-0470.3 331460	L= 470
						24.5112-0477.3 331299	L= 477
			→	☐; → 10/01; Nutzlast [kg]: 1.000	1	24.5112-0340.3 330511	L= 340
			→	☐; 11/01→ 03/02; Nutzlast [kg]: 1.000	1	83.6401-0159.3 330746	L= 160
1.9 D	59	05/98→11/01	←	02/00→ 10/01; Nutzlast [kg]: 1.000	2	24.5112-0461.3 330616	L= 460
						24.5112-0466.3 330579	L= 462
			←	→ 01/00; Nutzlast [kg]: 1.000	2	24.5112-0465.3 330526	L= 465
						24.5112-0466.3 330579	L= 462
			←	11/01→; Nutzlast [kg]: 1.000	2	24.5112-0470.3 331460	L= 470
						24.5112-0477.3 331299	L= 477
			→	☐; → 10/01; Nutzlast [kg]: 1.000	1	24.5112-0340.3 330511	L= 340
			→	☐; 11/01→; Nutzlast [kg]: 1.000	1	83.6401-0159.3 330746	L= 160
2.0 4x4	80	11/94→11/01	←	02/00→ 10/01; Nutzlast ab [kg] 1.000 Nutzlast bis [kg] 1.800	2	24.5112-0461.3 330616	L= 460
						24.5112-0466.3 330579	L= 462
			←	→ 01/00; Nutzlast ab [kg] 1.000 Nutzlast bis [kg] 1.800	2	24.5112-0465.3 330526	L= 465
						24.5112-0466.3 330579	L= 462
			←	11/01→; Nutzlast ab [kg] 1.000 Nutzlast bis [kg] 1.800	2	24.5112-0470.3 331460	L= 470
						24.5112-0477.3 331299	L= 477
			→	☐; → 10/01; Nutzlast ab [kg] 1.000 Nutzlast bis [kg] 1.800	1	24.5112-0340.3 330511	L= 340



**FIAT - DUCATO Bus (230\_) 03/94→04/02**











**Bremsschlauch**








2.0 4x4	80	11/94→11/01	➡	☐; 11/01→; Nutzlast ab [kg] 1.000 Nutzlast bis [kg] 1.800	1	83.6401-0159.3	330746	L= 160
2.0 JTD	62	10/01→04/02	←	→ 03/02; Nutzlast ab [kg] 1.400 Nutzlast bis [kg] 1.800	2	24.5112-0470.3	331460	L= 470
			➡	☐; → 03/02; Nutzlast ab [kg] 1.400 Nutzlast bis [kg] 1.800	1	24.5112-0477.3	331299	L= 477
2.0 Panorama/Combinato	80	03/94→04/02	←	02/00→ 10/01; Nutzlast ab [kg] 1.000 Nutzlast bis [kg] 1.800	2	24.5112-0461.3	330616	L= 460
			←	→ 01/00; Nutzlast ab [kg] 1.000 Nutzlast bis [kg] 1.800	2	24.5112-0466.3	330579	L= 462
			←	→ 01/00; Nutzlast ab [kg] 1.000 Nutzlast bis [kg] 1.800	2	24.5112-0465.3	330526	L= 465
			←	→ 01/00; Nutzlast ab [kg] 1.000 Nutzlast bis [kg] 1.800	2	24.5112-0466.3	330579	L= 462
			←	11/01→ 03/02; Nutzlast ab [kg] 1.000 Nutzlast bis [kg] 1.800	2	24.5112-0470.3	331460	L= 470
			←	11/01→ 03/02; Nutzlast ab [kg] 1.000 Nutzlast bis [kg] 1.800	2	24.5112-0477.3	331299	L= 477
2.5 D Combinato 2.5 TD 2.5 TDI 4x4 2.5 TDI Panorama/Combinato 2.5 TDI Panorama/Combinato 2.8 D 2.8 TDI 2.8 TDI 4x4	62	08/94→04/02	←	02/00→ 10/01; Nutzlast ab [kg] 1.400 Nutzlast bis [kg] 1.800	2	24.5112-0461.3	330616	L= 460
	70	03/94→04/02	←	→ 01/00; Nutzlast ab [kg] 1.400 Nutzlast bis [kg] 1.800	2	24.5112-0466.3	330579	L= 462
	85	04/97→04/02	←	→ 01/00; Nutzlast ab [kg] 1.400 Nutzlast bis [kg] 1.800	2	24.5112-0465.3	330526	L= 465
	80	07/94→04/02	←	→ 01/00; Nutzlast ab [kg] 1.400 Nutzlast bis [kg] 1.800	2	24.5112-0466.3	330579	L= 462
	85	03/94→04/02	←	11/01→ 03/02; Nutzlast ab [kg] 1.400 Nutzlast bis [kg] 1.800	2	24.5112-0470.3	331460	L= 470
	85	03/94→04/02	←	11/01→ 03/02; Nutzlast ab [kg] 1.400 Nutzlast bis [kg] 1.800	2	24.5112-0477.3	331299	L= 477
2.5 TD	85	06/94→09/01	←	02/00→; Nutzlast ab [kg] 1.400 Nutzlast bis [kg] 1.800	2	24.5112-0461.3	330616	L= 460
			←	→ 01/00; Nutzlast ab [kg] 1.400 Nutzlast bis [kg] 1.800	2	24.5112-0466.3	330579	L= 462
			←	→ 01/00; Nutzlast ab [kg] 1.400 Nutzlast bis [kg] 1.800	2	24.5112-0465.3	330526	L= 465
			←	→ 01/00; Nutzlast ab [kg] 1.400 Nutzlast bis [kg] 1.800	2	24.5112-0466.3	330579	L= 462
2.5 TD 4x4	80	11/94→04/98	←	☐; Nutzlast ab [kg] 1.400 Nutzlast bis [kg] 1.800	1	24.5112-0340.3	330511	L= 340
			←	Nutzlast ab [kg] 1.400 Nutzlast bis [kg] 1.800	2	24.5112-0465.3	330526	L= 465
2.8 JTD 2.8 JTD 4x4	94	11/00→04/02	←	☐; Nutzlast ab [kg] 1.400 Nutzlast bis [kg] 1.800	1	24.5112-0340.3	330511	L= 340
			←	→ 10/01; Nutzlast ab [kg] 1.400 Nutzlast bis [kg] 1.800	2	24.5112-0461.3	330616	L= 460
			←	→ 10/01; Nutzlast ab [kg] 1.400 Nutzlast bis [kg] 1.800	2	24.5112-0466.3	330579	L= 462
			←	11/01→ 03/02; Nutzlast ab [kg] 1.400 Nutzlast bis [kg] 1.800	2	24.5112-0470.3	331460	L= 470
2.8 JTD 4x4	94	11/00→04/02	←	11/01→ 03/02; Nutzlast ab [kg] 1.400 Nutzlast bis [kg] 1.800	2	24.5112-0477.3	331299	L= 477
			➡	☐; → 10/01; Nutzlast ab [kg] 1.400 Nutzlast bis [kg] 1.800	1	24.5112-0340.3	330511	L= 340
			➡	☐; 11/01→ 03/02; Nutzlast ab [kg] 1.400 Nutzlast bis [kg] 1.800	1	83.6401-0159.3	330746	L= 160
			➡	☐; 11/01→ 03/02; Nutzlast ab [kg] 1.400 Nutzlast bis [kg] 1.800	1	83.6401-0159.3	330746	L= 160

**FIAT - DUCATO Bus (244\_) 04/02→**










**Bremssattel**

2.0 2.0 Bipower 2.0 JTD 2.3 JTD 2.8 JTD 2.8 JTD 4x4	81	04/02→	←	☐; → 07/06; Nutzlast ab [kg] 1.100 Nutzlast bis [kg] 1.500; + ABS; 1-Kreis-Bremse	24.3481-1795.5	240768	Ø1 48 Ø2 44 - Halter
			←	☐; → 07/06; Nutzlast ab [kg] 1.100 Nutzlast bis [kg] 1.500; + ABS; 1-Kreis-Bremse	24.3481-1796.5	240769	Ø1 48 Ø2 44 - Halter
			←	☐; → 07/06; Nutzlast [kg]: 1.800; + ABS; 1-Kreis-Bremse	24.3521-1715.5	240770	Ø1 52 Ø2 46 - Halter
			←	☐; → 07/06; Nutzlast [kg]: 1.800; + ABS; 1 Kreis-Bremse	24.3521-1716.5	240771	Ø1 52 Ø2 46 - Halter
			➡	☐; → 07/06; Nutzlast ab [kg] 1.100 Nutzlast bis [kg] 1.800	24.3461-1701.5	240449	Ø 46 - Halter
			➡	☐; → 07/06; Nutzlast ab [kg] 1.100 Nutzlast bis [kg] 1.800	24.3461-1702.5	240450	Ø 46 - Halter
			2.0 4x4 2.8 JTD 2.8 TD 2.8 TD 4x4	81	05/02→07/06	←	☐; Nutzlast ab [kg] 1.100 Nutzlast bis [kg] 1.500; + ABS; 1-Kreis-Bremse
←	☐; Nutzlast ab [kg] 1.100 Nutzlast bis [kg] 1.500; + ABS; 1-Kreis-Bremse	24.3481-1796.5				240769	Ø1 48 Ø2 44 - Halter
←	☐; Nutzlast [kg]: 1.800; + ABS; 1-Kreis-Bremse	24.3521-1715.5				240770	Ø1 52 Ø2 46 - Halter
←	☐; Nutzlast [kg]: 1.800; + ABS; 1-Kreis-Bremse	24.3521-1716.5				240771	Ø1 52 Ø2 46 - Halter
↓							

	kw			 	! #		
<b>FIAT - DUCATO Bus (244_) 04/02→</b>							
 <b>Bremssattel</b>							
2.0 4x4	81	05/02→07/06	←	☐; Nutzlast [kg]: 1.800; + ABS; 1 Kreis-Bremse	2	24.3521-1716.5 240771	Ø1 52 Ø2 46 - Halter
2.8 JTD	107	04/04→07/06					
2.8 TD	90	11/03→07/06	→	☐; Nutzlast ab [kg] 1.100 Nutzlast bis [kg] 1.800	2	24.3461-1701.5 240449	Ø 46 - Halter
2.8 TD 4x4	90	11/03→07/06	→	☐; Nutzlast ab [kg] 1.100 Nutzlast bis [kg] 1.800	2	24.3461-1702.5 240450	Ø 46 - Halter
 <b>Bremsschlauch</b>							
2.0	81	04/02→	←	→ 07/06; Nutzlast ab [kg] 1.100 Nutzlast bis [kg] 1.800	2	24.5112-0470.3 331460	L= 470
2.0 Bipower	81	11/02→				24.5112-0477.3 331299	L= 477
2.0 JTD	62	04/02→					
2.3 JTD	81	04/02→	→	→ 07/06; Nutzlast ab [kg] 1.100 Nutzlast bis [kg] 1.800	2	83.6401-0159.3 330746	L= 160
2.8 JTD	94	04/02→					
2.8 JTD 4x4	94	07/02→					
2.0 4x4	81	05/02→07/06	←	Nutzlast ab [kg] 1.100 Nutzlast bis [kg] 1.800	2	24.5112-0470.3 331460	L= 470
2.8 JTD	107	04/04→07/06				24.5112-0477.3 331299	L= 477
2.8 TD	90	11/03→07/06					
2.8 TD 4x4	90	11/03→07/06	→	Nutzlast ab [kg] 1.100 Nutzlast bis [kg] 1.800	2	83.6401-0159.3 330746	L= 160
<b>FIAT - DUCATO Bus (250_, 290_) 07/06→</b>							
 <b>Bremssattel</b>							
100 Multijet 2,2 D	74	07/06→05/11	←	☐; Nutzlast leicht 17Q; → 02/11; Baumuster: 35; Nutzlast [kg]: 1.700; nicht für erhöhte Nutzlast		24.3521-1711.5 240755	BRE Ø1 52 Ø2 46 - Halter
120 Multijet 2,2 D	88	07/06→07/14					
120 Multijet 2,3 D	88	07/06→	←	☐; 03/11→; Nutzlast leicht 17Q; Baumuster: 35; Nutzlast [kg]: 1.700; nicht für erhöhte Nutzlast		24.3521-1711.5 240755	BRE Ø1 52 Ø2 46 - Halter
130 Multijet 2,3 D	93	01/10→					
140 Multijet 3,0 D	103	07/06→07/14	←	☐; Nutzlast leicht 17Q; → 02/11; Baumuster: 35; Nutzlast [kg]: 1.700; nicht für erhöhte Nutzlast		24.3521-1712.5 240756	BRE Ø1 52 Ø2 46 - Halter
160 Multijet 3,0 D	115	10/06→					
160 Multijet 3,0 D	116	07/06→	←	☐; Nutzlast leicht 17Q; → 02/11; Baumuster: 35; Nutzlast [kg]: 1.700; nicht für erhöhte Nutzlast		24.3521-1713.5 240762	Ø1 52 Ø2 46 - Halter
160 Multijet 3,0 D 4x4	116	07/06→	←	☐; Nutzlast schwer 17Q; Baumuster: 35; Nutzlast [kg]: 1.700; für erhöhte Nutzlast		24.3521-1714.5 240763	Ø1 52 Ø2 46 - Halter
			→	☐; Nutzlast 11Q/15Q/17Q; Nutzlast ab [kg] 1.100 Nutzlast bis [kg] 1.700; Baumuster: 30/33/35		24.3481-1811.5 240758	BOS Ø 48 - Halter
			→	☐; Nutzlast 11Q/15Q/17Q; Nutzlast ab [kg] 1.100 Nutzlast bis [kg] 1.700; Baumuster: 30/33/35		24.3481-1812.5 240759	BOS Ø 48 - Halter
110 Multijet 2,3 D	82	05/14→	←	☐; Nutzlast leicht 17Q; Nutzlast [kg]: 1.700; nicht für erhöhte Nutzlast		24.3521-1711.5 240755	BRE Ø1 52 Ø2 46 - Halter
110 Multijet 2,3 D	83	10/11→					
115 Multijet 2,0 D	85	06/11→	←	☐; Nutzlast schwer 17Q; Baumuster: 35; Nutzlast [kg]: 1.700; für erhöhte Nutzlast		24.3521-1713.5 240762	Ø1 52 Ø2 46 - Halter
180 Multijet 3,0 D	130	06/11→	←	☐; Nutzlast schwer 17Q; Baumuster: 35; Nutzlast [kg]: 1.700; für erhöhte Nutzlast		24.3521-1714.5 240763	Ø1 52 Ø2 46 - Halter
			→	☐; Nutzlast 11Q/15Q/17Q; Nutzlast ab [kg] 1.100 Nutzlast bis [kg] 1.700; Baumuster: 30/33/35		24.3481-1811.5 240758	BOS Ø 48 - Halter
			→	☐; Nutzlast 11Q/15Q/17Q; Nutzlast ab [kg] 1.100 Nutzlast bis [kg] 1.700; Baumuster: 30/33/35		24.3481-1812.5 240759	BOS Ø 48 - Halter
130 Multijet 2,3 D	96	06/11→	←	☐; Nutzlast leicht 17Q; Nutzlast [kg]: 1.700; Baumuster: 35; nicht für erhöhte Nutzlast		24.3521-1711.5 240755	BRE Ø1 52 Ø2 46 - Halter
150 Multijet 2,3 D	109	06/11→	←	☐; Nutzlast schwer 17Q; Baumuster: 35; Nutzlast [kg]: 1.700; für erhöhte Nutzlast		24.3521-1713.5 240762	Ø1 52 Ø2 46 - Halter
			←	☐; Nutzlast schwer 17Q; Baumuster: 35; Nutzlast [kg]: 1.700; für erhöhte Nutzlast		24.3521-1714.5 240763	Ø1 52 Ø2 46 - Halter
			→	☐; Nutzlast 11Q/15Q/17Q; Nutzlast ab [kg] 1.100 Nutzlast bis [kg] 1.700; Baumuster: 30/33/35		24.3481-1811.5 240758	BOS Ø 48 - Halter
			→	☐; Nutzlast 11Q/15Q/17Q; Nutzlast ab [kg] 1.100 Nutzlast bis [kg] 1.700; Baumuster: 30/33/35		24.3481-1812.5 240759	BOS Ø 48 - Halter
130 Multijet 2,3 D 4x4	96	06/11→	←	☐; Nutzlast leicht 17Q; Nutzlast [kg]: 1.700; Baumuster: 35; nicht für erhöhte Nutzlast		24.3521-1711.5 240755	BRE Ø1 52 Ø2 46 - Halter
			←	☐; Nutzlast leicht 17Q; Baumuster: 35; Nutzlast [kg]: 1.700; nicht für erhöhte Nutzlast		24.3521-1712.5 240756	BRE Ø1 52 Ø2 46 - Halter
			←	☐; Nutzlast schwer 17Q; Baumuster: 35; Nutzlast [kg]: 1.700; für erhöhte Nutzlast		24.3521-1713.5 240762	Ø1 52 Ø2 46 - Halter








	kw			 	! #			
<b>FIAT - DUCATO Bus (250_, 290_) 07/06→</b>								
<b>Bremssattel</b>								
130 Multijet 2,3 D 4x4	96	06/11→	←	☐; Nutzlast schwer 17Q; Baumuster: 35; Nutzlast [kg]: 1.700; für erhöhte Nutzlast	24.3521-1714.5	240763	Ø1 52 Ø2 46 - Halter	
			→	☐; Nutzlast 11Q/15Q/17Q; Nutzlast ab [kg] 1.100 Nutzlast bis [kg] 1.700; Baumuster: 30/33/35	24.3481-1811.5	240758	BOS Ø 48 - Halter	
			→	☐; Nutzlast 11Q/15Q/17Q; Nutzlast ab [kg] 1.100 Nutzlast bis [kg] 1.700; Baumuster: 30/33/35	24.3481-1812.5	240759	BOS Ø 48 - Halter	
140 Natural Power	100	04/09→	←	☐; Nutzlast leicht 17Q; → 02/11; Baumuster: 35; Nutzlast [kg]: 1.700; nicht für erhöhte Nutzlast	24.3521-1711.5	240755	BRE Ø1 52 Ø2 46 - Halter	
			←	☐; 03/11→; Nutzlast leicht 17Q; Baumuster: 35; Nutzlast [kg]: 1.700; nicht für erhöhte Nutzlast	24.3521-1711.5	240755	BRE Ø1 52 Ø2 46 - Halter	
			←	☐; Nutzlast leicht 17Q; → 02/11; Baumuster: 35; Nutzlast [kg]: 1.700; nicht für erhöhte Nutzlast	24.3521-1712.5	240756	BRE Ø1 52 Ø2 46 - Halter	
			←	☐; Nutzlast schwer 17Q; Nutzlast [kg]: 1.700; für erhöhte Nutzlast	24.3521-1713.5	240762	Ø1 52 Ø2 46 - Halter	
			←	☐; Nutzlast schwer 17Q; Nutzlast [kg]: 1.700; für erhöhte Nutzlast	24.3521-1714.5	240763	Ø1 52 Ø2 46 - Halter	
			→	☐; Nutzlast 11Q/15Q/17Q; Nutzlast ab [kg] 1.100 Nutzlast bis [kg] 1.700; Baumuster: 30/33/35	24.3481-1811.5	240758	BOS Ø 48 - Halter	
			→	☐; Nutzlast 11Q/15Q/17Q; Nutzlast ab [kg] 1.100 Nutzlast bis [kg] 1.700; Baumuster: 30/33/35	24.3481-1812.5	240759	BOS Ø 48 - Halter	
150 Multijet 2,3 D 150 Multijet 2,3 D 4x4	110 110	04/15→ 04/15→	←	☐; 12/15→; Nutzlast [kg]: 1.700; Nutzlast leicht 17Q; nicht für erhöhte Nutzlast; Baumuster: 35	24.3521-1711.5	240755	BRE Ø1 52 Ø2 46 - Halter	
			←	☐; 12/15→; Nutzlast schwer 17Q; Baumuster: 35; Nutzlast [kg]: 1.700; für erhöhte Nutzlast	24.3521-1713.5	240762	Ø1 52 Ø2 46 - Halter	
			←	☐; 12/15→; Nutzlast schwer 17Q; Baumuster: 35; Nutzlast [kg]: 1.700; für erhöhte Nutzlast	24.3521-1714.5	240763	Ø1 52 Ø2 46 - Halter	
			→	☐; 12/15→; Nutzlast 11Q/15Q/17Q; Nutzlast ab [kg] 1.100 Nutzlast bis [kg] 1.700; Baumuster: 30/33/35	24.3481-1811.5	240758	BOS Ø 48 - Halter	
			→	☐; 12/15→; Nutzlast 11Q/15Q/17Q; Nutzlast ab [kg] 1.100 Nutzlast bis [kg] 1.700; Baumuster: 30/33/35	24.3481-1812.5	240759	BOS Ø 48 - Halter	
150 Multijet 3,0 D	107	04/10→	←	☐; 03/11→; Nutzlast leicht 17Q; Nutzlast [kg]: 1.700; nicht für erhöhte Nutzlast	24.3521-1711.5	240755	BRE Ø1 52 Ø2 46 - Halter	
			←	☐; Nutzlast leicht 17Q; → 02/11; Baumuster: 35; Nutzlast [kg]: 1.700; nicht für erhöhte Nutzlast	24.3521-1711.5	240755	BRE Ø1 52 Ø2 46 - Halter	
			←	☐; Nutzlast leicht 17Q; → 02/11; Baumuster: 35; Nutzlast [kg]: 1.700; nicht für erhöhte Nutzlast	24.3521-1712.5	240756	BRE Ø1 52 Ø2 46 - Halter	
			←	☐; Nutzlast schwer 17Q; Baumuster: 35; Nutzlast [kg]: 1.700; für erhöhte Nutzlast	24.3521-1713.5	240762	Ø1 52 Ø2 46 - Halter	
			←	☐; Nutzlast schwer 17Q; Baumuster: 35; Nutzlast [kg]: 1.700; für erhöhte Nutzlast	24.3521-1714.5	240763	Ø1 52 Ø2 46 - Halter	
			→	☐; Nutzlast 11Q/15Q/17Q; Nutzlast ab [kg] 1.100 Nutzlast bis [kg] 1.700; Baumuster: 30/33/35	24.3481-1811.5	240758	BOS Ø 48 - Halter	
			→	☐; Nutzlast 11Q/15Q/17Q; Nutzlast ab [kg] 1.100 Nutzlast bis [kg] 1.700; Baumuster: 30/33/35	24.3481-1812.5	240759	BOS Ø 48 - Halter	
<b>Bremsschlauch</b>								
100 Multijet 2,2 D	74	07/06→05/11	←		2	24.5112-0492.3	331217	L= 492
110 Multijet 2,3 D	82	05/14→	→	kurzer Radstand	2	24.5112-0417.3	331298	L= 417
110 Multijet 2,3 D	83	10/11→	→	langer Radstand	2	83.7101-9489.3	330906	L= 488,5
115 Multijet 2,0 D	85	06/11→	→					
120 Multijet 2,2 D	88	07/06→07/14						
120 Multijet 2,3 D	88	07/06→						
130 Multijet 2,3 D	93	01/10→						
130 Multijet 2,3 D	96	06/11→						
130 Multijet 2,3 D 4x4	96	06/11→						
140 Multijet 3,0 D	103	07/06→07/14						
140 Natural Power	100	04/09→						
150 Multijet 2,3 D	109	06/11→						
150 Multijet 3,0 D	107	04/10→						












	kw			 	! #		
<b>FIAT - DUCATO Bus (250_, 290_) 07/06→</b>							
 <b>Bremsschlauch</b>							
160 Multijet 3,0 D	115	10/06→	←		2	24.5112-0492.3 331217	L= 492
160 Multijet 3,0 D	116	07/06→	→	kurzer Radstand	2	24.5112-0417.3 331298	L= 417
160 Multijet 3,0 D 4x4	116	07/06→	→				
180 Multijet 3,0 D	130	06/11→	→	langer Radstand	2	83.7101-9489.3 330906	L= 488,5
150 Multijet 2,3 D	110	04/15→	←	12/15→	2	24.5112-0492.3 331217	L= 492
150 Multijet 2,3 D 4x4	110	04/15→	→	12/15→; kurzer Radstand	2	24.5112-0417.3 331298	L= 417
			→	12/15→; langer Radstand	2	83.7101-9489.3 330906	L= 488,5
<b>FIAT - DUCATO Kasten (230_) 03/94→05/05</b>							
 <b>Bremssattel</b>							
1.9 D	50	04/98→04/02	←	☐; → 10/01; Nutzlast [kg]: 1.000; - ABS		24.3481-1719.5 240155	TRW Ø1 40 Ø2 48 - Halter
1.9 D	51	03/94→04/02	←	☐; → 10/01; Nutzlast [kg]: 1.000; - ABS		24.3481-1720.5 240156	TRW Ø1 40 Ø2 48 - Halter
1.9 TD	60	03/94→04/02	←	☐; → 10/01; Nutzlast [kg]: 1.000; - ABS		24.3481-1720.5 240156	TRW Ø1 40 Ø2 48 - Halter
1.9 TD	66	04/98→04/02	←	☐; 11/01→ 03/02; Nutzlast [kg]: 1.000; + ABS		24.3481-1795.5 240768	Ø1 48 Ø2 44 - Halter
1.9 TD CAT	59	08/94→04/02	←	☐; 11/01→ 03/02; Nutzlast [kg]: 1.000; + ABS		24.3481-1796.5 240769	Ø1 48 Ø2 44 - Halter
			→	☐; 11/01→ 03/02; Nutzlast [kg]: 1.000		24.3461-1701.5 240449	Ø 46 - Halter
			→	☐; 11/01→ 03/02; Nutzlast [kg]: 1.000		24.3461-1702.5 240450	Ø 46 - Halter
1.9 TD	59	05/98→11/01	←	☐; → 10/01; Nutzlast [kg]: 1.000; - ABS		24.3481-1719.5 240155	TRW Ø1 40 Ø2 48 - Halter
			←	☐; → 10/01; Nutzlast [kg]: 1.000; - ABS		24.3481-1720.5 240156	TRW Ø1 40 Ø2 48 - Halter
			←	☐; 11/01→; Nutzlast [kg]: 1.000; + ABS		24.3481-1795.5 240768	Ø1 48 Ø2 44 - Halter
			←	☐; 11/01→; Nutzlast [kg]: 1.000; + ABS		24.3481-1796.5 240769	Ø1 48 Ø2 44 - Halter
			→	☐; 11/01→; Nutzlast [kg]: 1.000		24.3461-1701.5 240449	Ø 46 - Halter
			→	☐; 11/01→; Nutzlast [kg]: 1.000		24.3461-1702.5 240450	Ø 46 - Halter
2.0	80	03/94→04/02	←	☐; → 10/01; Nutzlast ab [kg] 1.000 Nutzlast bis [kg] 1.400; - ABS		24.3481-1719.5 240155	TRW Ø1 40 Ø2 48 - Halter
2.0 4x4	80	11/94→04/02	←	☐; → 10/01; Nutzlast ab [kg] 1.000 Nutzlast bis [kg] 1.400; - ABS		24.3481-1720.5 240156	TRW Ø1 40 Ø2 48 - Halter
			←	☐; 11/01→ 03/02; Nutzlast ab [kg] 1.000 Nutzlast bis [kg] 1.400; + ABS		24.3481-1795.5 240768	Ø1 48 Ø2 44 - Halter
			←	☐; 11/01→ 03/02; Nutzlast ab [kg] 1.000 Nutzlast bis [kg] 1.400; + ABS		24.3481-1796.5 240769	Ø1 48 Ø2 44 - Halter
			←	☐; 11/01→ 03/02; Nutzlast [kg]: 1.800; + ABS		24.3521-1715.5 240770	Ø1 52 Ø2 46 - Halter
			←	☐; 11/01→ 03/02; Nutzlast [kg]: 1.800; + ABS		24.3521-1716.5 240771	Ø1 52 Ø2 46 - Halter
			→	☐; 11/01→ 03/02; Nutzlast ab [kg] 1.000 Nutzlast bis [kg] 1.800		24.3461-1701.5 240449	Ø 46 - Halter
			→	☐; 11/01→ 03/02; Nutzlast ab [kg] 1.000 Nutzlast bis [kg] 1.800		24.3461-1702.5 240450	Ø 46 - Halter
2.0 JTD	62	10/01→04/02	←	☐; → 03/02; Nutzlast [kg]: 1.400; + ABS		24.3481-1795.5 240768	Ø1 48 Ø2 44 - Halter
			←	☐; → 03/02; Nutzlast [kg]: 1.400; + ABS		24.3481-1796.5 240769	Ø1 48 Ø2 44 - Halter
			←	☐; → 03/02; Nutzlast [kg]: 1.800; + ABS		24.3521-1715.5 240770	Ø1 52 Ø2 46 - Halter
			←	☐; → 03/02; Nutzlast [kg]: 1.800; + ABS		24.3521-1716.5 240771	Ø1 52 Ø2 46 - Halter
			→	☐; → 03/02; Nutzlast ab [kg] 1.400 Nutzlast bis [kg] 1.800		24.3461-1701.5 240449	Ø 46 - Halter
			→	☐; → 03/02; Nutzlast ab [kg] 1.400 Nutzlast bis [kg] 1.800		24.3461-1702.5 240450	Ø 46 - Halter
2.5 D	62	03/94→04/02	←	☐; → 10/01; Nutzlast [kg]: 1.400; - ABS		24.3481-1719.5 240155	TRW Ø1 40 Ø2 48 - Halter
2.5 D 4x4	62	03/94→04/02	←	☐; → 10/01; Nutzlast [kg]: 1.400; - ABS		24.3481-1720.5 240156	TRW Ø1 40 Ø2 48 - Halter
2.8 D	64	05/98→04/02	←	☐; → 10/01; Nutzlast [kg]: 1.400; - ABS		24.3481-1720.5 240156	TRW Ø1 40 Ø2 48 - Halter
2.8 D 4x4	64	08/98→04/02	←	☐; 11/01→ 03/02; Nutzlast [kg]: 1.400; + ABS		24.3481-1795.5 240768	Ø1 48 Ø2 44 - Halter
			←	☐; 11/01→ 03/02; Nutzlast [kg]: 1.400; + ABS		24.3481-1796.5 240769	Ø1 48 Ø2 44 - Halter
			←	☐; 11/01→ 03/02; Nutzlast [kg]: 1.800; + ABS		24.3521-1715.5 240770	Ø1 52 Ø2 46 - Halter
			←	☐; 11/01→ 03/02; Nutzlast [kg]: 1.800; + ABS		24.3521-1716.5 240771	Ø1 52 Ø2 46 - Halter
			→	☐; 11/01→ 03/02; Nutzlast ab [kg] 1.400 Nutzlast bis [kg] 1.800		24.3461-1701.5 240449	Ø 46 - Halter
			→	☐; 11/01→ 03/02; Nutzlast ab [kg] 1.400 Nutzlast bis [kg] 1.800		24.3461-1702.5 240450	Ø 46 - Halter
2.5 TD	80	06/94→08/98	←	☐; - ABS; Nutzlast [kg]: 1.400		24.3481-1711.5 240129	TRW Ø1 40 Ø2 48 - Halter
2.5 TD 4x4	80	11/94→04/98	←	☐; - ABS; Nutzlast [kg]: 1.400		24.3481-1712.5 240130	TRW Ø1 40 Ø2 48 - Halter
2.5 TD 4x4	85	11/94→04/98	←	☐; - ABS; Nutzlast [kg]: 1.400		24.3481-1712.5 240130	TRW Ø1 40 Ø2 48 - Halter






















	kw					! #		
<b>FIAT - DUCATO Kasten (230_) 03/94→05/05</b>								
<b>Bremssattel</b>								
2.8 TD 4x4	90	05/98→09/01	←	☐; - ABS; Nutzlast [kg]: 1.400		24.3481-1711.5	240129	TRW Ø1 40 Ø2 48 - Halter
			←	☐; - ABS; Nutzlast [kg]: 1.400		24.3481-1712.5	240130	TRW Ø1 40 Ø2 48 - Halter
2.5 TDI	80	03/94→04/02	←	☐; → 10/01; Nutzlast [kg]: 1.400; - ABS		24.3481-1711.5	240129	TRW Ø1 40 Ø2 48 - Halter
2.5 TDI	85	03/94→04/02	←	☐; → 10/01; Nutzlast [kg]: 1.400; - ABS		24.3481-1712.5	240130	TRW Ø1 40 Ø2 48 - Halter
2.5 TDI 4x4	85	05/98→04/02	←	☐; → 10/01; Nutzlast [kg]: 1.400; - ABS		24.3481-1712.5	240130	TRW Ø1 40 Ø2 48 - Halter
2.8 JTD	94	11/00→04/02	←	☐; 11/01→ 03/02; Nutzlast [kg]: 1.400; + ABS		24.3481-1795.5	240768	Ø1 48 Ø2 44 - Halter
2.8 JTD 4x4	94	11/00→04/02	←	☐; 11/01→ 03/02; Nutzlast [kg]: 1.400; + ABS		24.3481-1795.5	240768	Ø1 48 Ø2 44 - Halter
2.8 TDI	90	10/97→04/02	←	☐; 11/01→ 03/02; Nutzlast [kg]: 1.400; + ABS		24.3481-1796.5	240769	Ø1 48 Ø2 44 - Halter
2.8 TDI 4x4	90	06/99→04/02	←	☐; 11/01→ 03/02; Nutzlast [kg]: 1.400; + ABS		24.3481-1796.5	240769	Ø1 48 Ø2 44 - Halter
			←	☐; 11/01→ 03/02; Nutzlast [kg]: 1.800; + ABS		24.3521-1715.5	240770	Ø1 52 Ø2 46 - Halter
			←	☐; 11/01→ 03/02; Nutzlast [kg]: 1.800; + ABS		24.3521-1716.5	240771	Ø1 52 Ø2 46 - Halter
			→	☐; 11/01→ 03/02; Nutzlast ab [kg] 1.400 Nutzlast bis [kg] 1.800		24.3461-1701.5	240449	Ø 46 - Halter
			→	☐; 11/01→ 03/02; Nutzlast ab [kg] 1.400 Nutzlast bis [kg] 1.800		24.3461-1702.5	240450	Ø 46 - Halter
<b>Zubehörsatz, Bremssattel</b>								
1.9 D	50	04/98→04/02	←	→ 10/01; Nutzlast [kg]: 1.000; + ABS		24.0101-4804.2	260050	TRW
1.9 D	51	03/94→04/02	←	→ 10/01; Nutzlast [kg]: 1.000; + ABS		24.0101-4804.2	260050	TRW
1.9 TD	59	05/98→11/01	←	→ 10/01; Nutzlast [kg]: 1.000; + ABS		24.0101-4804.2	260050	TRW
1.9 TD	60	03/94→04/02	←	→ 10/01; Nutzlast [kg]: 1.000; + ABS		24.0101-4804.2	260050	TRW
1.9 TD	66	04/98→04/02	←	→ 10/01; Nutzlast [kg]: 1.000; + ABS		24.0101-4804.2	260050	TRW
1.9 TD CAT	59	08/94→04/02	←	→ 10/01; Nutzlast [kg]: 1.000; + ABS		24.0101-4804.2	260050	TRW
2.0	80	03/94→04/02	←	→ 10/01; Nutzlast ab [kg] 1.000 Nutzlast bis [kg] 1.400; + ABS		24.0101-4804.2	260050	TRW
2.0 4x4	80	11/94→04/02	←	→ 10/01; Nutzlast ab [kg] 1.000 Nutzlast bis [kg] 1.400; + ABS		24.0101-4804.2	260050	TRW
2.5 D	62	03/94→04/02	←	→ 10/01; Nutzlast [kg]: 1.400; + ABS		24.0101-4804.2	260050	TRW
2.5 D 4x4	62	03/94→04/02	←	→ 10/01; Nutzlast [kg]: 1.400; + ABS		24.0101-4804.2	260050	TRW
2.8 D	64	05/98→04/02	←	→ 10/01; Nutzlast [kg]: 1.400; + ABS		24.0101-4804.2	260050	TRW
2.8 D 4x4	64	08/98→04/02	←	→ 10/01; Nutzlast [kg]: 1.400; + ABS		24.0101-4804.2	260050	TRW
<b>Bremsschlauch</b>								
1.9 D	50	04/98→04/02	←	02/00→ 10/01; Nutzlast [kg]: 1.000	2	24.5112-0461.3	330616	L= 460
1.9 D	51	03/94→04/02	←	02/00→ 10/01; Nutzlast [kg]: 1.000	2	24.5112-0466.3	330579	L= 462
1.9 TD	60	03/94→04/02	←	02/00→ 10/01; Nutzlast [kg]: 1.000	2	24.5112-0466.3	330579	L= 462
1.9 TD	66	04/98→04/02	←	→ 01/00; Nutzlast [kg]: 1.000	2	24.5112-0465.3	330526	L= 465
1.9 TD CAT	59	08/94→04/02	←	→ 01/00; Nutzlast [kg]: 1.000	2	24.5112-0466.3	330579	L= 462
			←	11/01→ 03/02; Nutzlast [kg]: 1.000	2	24.5112-0470.3	331460	L= 470
			←	11/01→ 03/02; Nutzlast [kg]: 1.000	2	24.5112-0477.3	331299	L= 477
			→	☐; → 10/01; Nutzlast [kg]: 1.000	1	24.5112-0340.3	330511	L= 340
			→	☐; 11/01→ 03/02; Nutzlast [kg]: 1.000	1	83.6401-0159.3	330746	L= 160
1.9 TD	59	05/98→11/01	←	02/00→ 10/01; Nutzlast [kg]: 1.000	2	24.5112-0461.3	330616	L= 460
			←	02/00→ 10/01; Nutzlast [kg]: 1.000	2	24.5112-0466.3	330579	L= 462
			←	→ 01/00; Nutzlast [kg]: 1.000	2	24.5112-0465.3	330526	L= 465
			←	→ 01/00; Nutzlast [kg]: 1.000	2	24.5112-0466.3	330579	L= 462
			←	11/01→; Nutzlast [kg]: 1.000	2	24.5112-0470.3	331460	L= 470
			←	11/01→; Nutzlast [kg]: 1.000	2	24.5112-0477.3	331299	L= 477
			→	☐; → 10/01; Nutzlast [kg]: 1.000	1	24.5112-0340.3	330511	L= 340
			→	☐; 11/01→; Nutzlast [kg]: 1.000	1	83.6401-0159.3	330746	L= 160
2.0	80	03/94→04/02	←	02/00→ 10/01; Nutzlast ab [kg] 1.000 Nutzlast bis [kg] 1.800	2	24.5112-0461.3	330616	L= 460
2.0 4x4	80	11/94→04/02	←	02/00→ 10/01; Nutzlast ab [kg] 1.000 Nutzlast bis [kg] 1.800	2	24.5112-0466.3	330579	L= 462
			←	→ 01/00; Nutzlast ab [kg] 1.000 Nutzlast bis [kg] 1.800	2	24.5112-0465.3	330526	L= 465
			←	→ 01/00; Nutzlast ab [kg] 1.000 Nutzlast bis [kg] 1.800	2	24.5112-0466.3	330579	L= 462
			←	11/01→ 03/02; Nutzlast ab [kg] 1.000 Nutzlast bis [kg] 1.800	2	24.5112-0470.3	331460	L= 470
			←	11/01→ 03/02; Nutzlast ab [kg] 1.000 Nutzlast bis [kg] 1.800	2	24.5112-0477.3	331299	L= 477
			→	☐; → 10/01; Nutzlast ab [kg] 1.000 Nutzlast bis [kg] 1.800	1	24.5112-0340.3	330511	L= 340
			→	☐; 11/01→ 03/02; Nutzlast ab [kg] 1.000 Nutzlast bis [kg] 1.800	1	83.6401-0159.3	330746	L= 160
2.0 JTD	62	10/01→04/02	←	→ 03/02; Nutzlast ab [kg] 1.400 Nutzlast bis [kg] 1.800	2	24.5112-0470.3	331460	L= 470
			←	→ 03/02; Nutzlast ab [kg] 1.400 Nutzlast bis [kg] 1.800	2	24.5112-0477.3	331299	L= 477
			→	☐; → 03/02; Nutzlast ab [kg] 1.400 Nutzlast bis [kg] 1.800	1	83.6401-0159.3	330746	L= 160
2.5 D	62	03/94→04/02	←	02/00→ 10/01; Nutzlast ab [kg] 1.400 Nutzlast bis [kg] 1.800	2	24.5112-0461.3	330616	L= 460
2.5 D 4x4	62	03/94→04/02	←	02/00→ 10/01; Nutzlast ab [kg] 1.400 Nutzlast bis [kg] 1.800	2	24.5112-0466.3	330579	L= 462
2.5 TDI	80	03/94→04/02	←	02/00→ 10/01; Nutzlast ab [kg] 1.400 Nutzlast bis [kg] 1.800	2	24.5112-0466.3	330579	L= 462
2.5 TDI	85	03/94→04/02	←	→ 01/00; Nutzlast ab [kg] 1.400 Nutzlast bis [kg] 1.800	2	24.5112-0465.3	330526	L= 465
2.5 TDI 4x4	85	05/98→04/02	←	→ 01/00; Nutzlast ab [kg] 1.400 Nutzlast bis [kg] 1.800	2	24.5112-0466.3	330579	L= 462
2.8 D	64	05/98→04/02	←	→ 01/00; Nutzlast ab [kg] 1.400 Nutzlast bis [kg] 1.800	2	24.5112-0466.3	330579	L= 462









	kW					! #		
<b>FIAT - DUCATO Kasten (230_) 03/94 → 05/05</b>								
 <b>Bremsschlauch</b>								
2.8 D 4x4	64	08/98 → 04/02	←	11/01 → 03/02; Nutzlast ab [kg] 1.400	2	24.5112-0470.3	331460	L= 470
2.8 TDI	90	10/97 → 04/02		Nutzlast bis [kg] 1.800		24.5112-0477.3	331299	L= 477
2.8 TDI 4x4	90	06/99 → 04/02	→	▣; → 10/01; Nutzlast ab [kg] 1.400 Nutzlast bis [kg] 1.800	1	24.5112-0340.3	330511	L= 340
			→	▣; 11/01 → 03/02; Nutzlast ab [kg] 1.400 Nutzlast bis [kg] 1.800	1	83.6401-0159.3	330746	L= 160
2.5 TD	80	06/94 → 08/98	←	Nutzlast ab [kg] 1.400 Nutzlast bis [kg] 1.800	2	24.5112-0465.3	330526	L= 465
2.5 TD 4x4	80	11/94 → 04/98				24.5112-0466.3	330579	L= 462
2.5 TD 4x4	85	11/94 → 04/98	→	▣; Nutzlast ab [kg] 1.400 Nutzlast bis [kg] 1.800	1	24.5112-0340.3	330511	L= 340
2.8 JTD	94	11/00 → 04/02	←	→ 10/01; Nutzlast ab [kg] 1.400 Nutzlast bis [kg] 1.800	2	24.5112-0461.3	330616	L= 460
2.8 JTD 4x4	94	11/00 → 04/02				24.5112-0466.3	330579	L= 462
			←	11/01 → 03/02; Nutzlast ab [kg] 1.400 Nutzlast bis [kg] 1.800	2	24.5112-0470.3	331460	L= 470
						24.5112-0477.3	331299	L= 477
			→	▣; → 10/01; Nutzlast ab [kg] 1.400 Nutzlast bis [kg] 1.800	1	24.5112-0340.3	330511	L= 340
			→	▣; 11/01 → 03/02; Nutzlast ab [kg] 1.400 Nutzlast bis [kg] 1.800	1	83.6401-0159.3	330746	L= 160
2.8 TD 4x4	90	05/98 → 09/01	←	02/00 →; Nutzlast ab [kg] 1.400 Nutzlast bis [kg] 1.800	2	24.5112-0461.3	330616	L= 460
						24.5112-0466.3	330579	L= 462
			←	→ 01/00; Nutzlast ab [kg] 1.400 Nutzlast bis [kg] 1.800	2	24.5112-0465.3	330526	L= 465
						24.5112-0466.3	330579	L= 462
			→	▣; Nutzlast ab [kg] 1.400 Nutzlast bis [kg] 1.800	1	24.5112-0340.3	330511	L= 340
<b>FIAT - DUCATO Kasten (244_) 04/02 →</b>								
 <b>Bremssattel</b>								
2.0	81	04/02 →	←	▣; → 07/06; Nutzlast ab [kg] 1.100 Nutzlast bis [kg] 1.500; + ABS; 1-Kreis-Bremse		24.3481-1795.5	240768	Ø1 48 Ø2 44 - Halter
2.0 Bipower	81	11/02 →						
2.0 JTD	62	04/02 →						
2.3 JTD	81	04/02 →	←	▣; → 07/06; Nutzlast ab [kg] 1.100 Nutzlast bis [kg] 1.500; + ABS; 1-Kreis-Bremse		24.3481-1796.5	240769	Ø1 48 Ø2 44 - Halter
2.8 JTD	94	04/02 →						
2.8 JTD 4x4	94	07/02 →						
2.8 JTD Power	107	05/04 →						
			←	▣; → 07/06; Nutzlast [kg]: 1.800; + ABS; 1-Kreis-Bremse		24.3521-1715.5	240770	Ø1 52 Ø2 46 - Halter
			←	▣; → 07/06; Nutzlast [kg]: 1.800; + ABS; 1 Kreis-Bremse		24.3521-1716.5	240771	Ø1 52 Ø2 46 - Halter
			→	▣; → 07/06; Nutzlast ab [kg] 1.100 Nutzlast bis [kg] 1.800		24.3461-1701.5	240449	Ø 46 - Halter
			→	▣; → 07/06; Nutzlast ab [kg] 1.100 Nutzlast bis [kg] 1.800		24.3461-1702.5	240450	Ø 46 - Halter
2.0 4x4	81	05/02 → 07/06	←	▣; Nutzlast ab [kg] 1.100 Nutzlast bis [kg] 1.500; + ABS; 1-Kreis-Bremse		24.3481-1795.5	240768	Ø1 48 Ø2 44 - Halter
			←	▣; Nutzlast ab [kg] 1.100 Nutzlast bis [kg] 1.500; + ABS; 1-Kreis-Bremse		24.3481-1796.5	240769	Ø1 48 Ø2 44 - Halter
2.8 TD	90	04/02 → 07/06	←	▣; Nutzlast ab [kg] 1.100 Nutzlast bis [kg] 1.500; + ABS; 1-Kreis-Bremse		24.3481-1795.5	240768	Ø1 48 Ø2 44 - Halter
			←	▣; Nutzlast ab [kg] 1.100 Nutzlast bis [kg] 1.500; + ABS; 1-Kreis-Bremse		24.3481-1796.5	240769	Ø1 48 Ø2 44 - Halter
			←	▣; Nutzlast [kg]: 1.800; + ABS; 1-Kreis-Bremse		24.3521-1715.5	240770	Ø1 52 Ø2 46 - Halter
			←	▣; Nutzlast [kg]: 1.800; + ABS; 1 Kreis-Bremse		24.3521-1716.5	240771	Ø1 52 Ø2 46 - Halter
			→	▣; Nutzlast ab [kg] 1.100 Nutzlast bis [kg] 1.800		24.3461-1701.5	240449	Ø 46 - Halter
			→	▣; Nutzlast ab [kg] 1.100 Nutzlast bis [kg] 1.800		24.3461-1702.5	240450	Ø 46 - Halter
<b>Bremsschlauch</b>								
2.0	81	04/02 →	←	→ 07/06; Nutzlast ab [kg] 1.100 Nutzlast bis [kg] 1.800	2	24.5112-0470.3	331460	L= 470
2.0 Bipower	81	11/02 →				24.5112-0477.3	331299	L= 477
2.0 JTD	62	04/02 →						
2.3 JTD	81	04/02 →	→	→ 07/06; Nutzlast ab [kg] 1.100 Nutzlast bis [kg] 1.800	2	83.6401-0159.3	330746	L= 160
2.8 JTD	94	04/02 →						
2.8 JTD 4x4	94	07/02 →						
2.8 JTD Power	107	05/04 →						
2.8 TD	90	04/02 → 07/06	←	Nutzlast ab [kg] 1.100 Nutzlast bis [kg] 1.800	2	24.5112-0470.3	331460	L= 470
						24.5112-0477.3	331299	L= 477
			→	Nutzlast ab [kg] 1.100 Nutzlast bis [kg] 1.800	2	83.6401-0159.3	330746	L= 160










	kw			 	! #		
<b>FIAT - DUCATO Kasten (250_, 290_) 07/06→</b>							
 <b>Bremssattel</b>							
100 Multijet 2,2 D 120 Multijet 2,3 D 120 Multijet 2,3 D 4x4 160 Multijet 3,0 D 160 Multijet 3,0 D 160 Multijet 3,0 D 4x4	74 88 88 115 116 116	07/06→ 07/06→ 03/10→ 07/06→12/11 07/06→ 07/06→	← ← ← ← ← ← → →	☐; 03/11→; Nutzlast leicht 17Q; Nutzlast [kg]: 1.700; Baumuster: 35; nicht für erhöhte Nutzlast ☐; Nutzlast leicht 17Q; → 02/11; Baumuster: 35; Nutzlast [kg]: 1.700; nicht für erhöhte Nutzlast ☐; Nutzlast leicht 17Q; → 02/11; Baumuster: 35; Nutzlast [kg]: 1.700; nicht für erhöhte Nutzlast ☐; Baumuster: 35; Nutzlast schwer 17Q; Nutzlast [kg]: 1.700; für erhöhte Nutzlast ☐; Baumuster: 35; Nutzlast schwer 17Q; Nutzlast [kg]: 1.700; für erhöhte Nutzlast ☐; Nutzlast 11Q/15Q/17Q; Nutzlast ab [kg] 1.100 Nutzlast bis [kg] 1.700; Baumuster: 30/33/35 ☐; Nutzlast 11Q/15Q/17Q; Nutzlast ab [kg] 1.100 Nutzlast bis [kg] 1.700; Baumuster: 30/33/35	24.3521-1711.5 24.3521-1711.5 24.3521-1712.5 24.3521-1713.5 24.3521-1714.5 24.3481-1811.5 24.3481-1812.5	240755 240755 240756 240762 240763 240758 240759	BRE Ø1 52 Ø2 46 - Halter BRE Ø1 52 Ø2 46 - Halter BRE Ø1 52 Ø2 46 - Halter Ø1 52 Ø2 46 - Halter Ø1 52 Ø2 46 - Halter BOS Ø 48 - Halter BOS Ø 48 - Halter
110 Multijet 2,3 D 130 Multijet 2,3 D 150 Multijet 2,3 D 150 Multijet 2,3 D 150 Multijet 2,3 D 4x4 180 Multijet 2,3 D	82 96 109 110 110 130	05/14→ 06/11→ 06/11→ 12/15→ 04/15→ 12/15→	← ← ← → →	☐; Nutzlast leicht 17Q; Nutzlast [kg]: 1.700; Baumuster: 35; nicht für erhöhte Nutzlast ☐; Baumuster: 35; Nutzlast schwer 17Q; Nutzlast [kg]: 1.700; für erhöhte Nutzlast ☐; Baumuster: 35; Nutzlast schwer 17Q; Nutzlast [kg]: 1.700; für erhöhte Nutzlast ☐; Nutzlast 11Q/15Q/17Q; Nutzlast ab [kg] 1.100 Nutzlast bis [kg] 1.700; Baumuster: 30/33/35 ☐; Nutzlast 11Q/15Q/17Q; Nutzlast ab [kg] 1.100 Nutzlast bis [kg] 1.700; Baumuster: 30/33/35	24.3521-1711.5 24.3521-1713.5 24.3521-1714.5 24.3481-1811.5 24.3481-1812.5	240755 240762 240763 240758 240759	BRE Ø1 52 Ø2 46 - Halter Ø1 52 Ø2 46 - Halter Ø1 52 Ø2 46 - Halter BOS Ø 48 - Halter BOS Ø 48 - Halter
110 Multijet 2,3 D 115 Multijet 2,0 D 180 Multijet 3,0 D	83 85 130	10/11→ 06/11→ 06/11→	← ← ← → →	☐; Nutzlast leicht 17Q; Nutzlast [kg]: 1.700; nicht für erhöhte Nutzlast ☐; Baumuster: 35; Nutzlast schwer 17Q; Nutzlast [kg]: 1.700; für erhöhte Nutzlast ☐; Baumuster: 35; Nutzlast schwer 17Q; Nutzlast [kg]: 1.700; für erhöhte Nutzlast ☐; Nutzlast 11Q/15Q/17Q; Nutzlast ab [kg] 1.100 Nutzlast bis [kg] 1.700; Baumuster: 30/33/35 ☐; Nutzlast 11Q/15Q/17Q; Nutzlast ab [kg] 1.100 Nutzlast bis [kg] 1.700; Baumuster: 30/33/35	24.3521-1711.5 24.3521-1713.5 24.3521-1714.5 24.3481-1811.5 24.3481-1812.5	240755 240762 240763 240758 240759	BRE Ø1 52 Ø2 46 - Halter Ø1 52 Ø2 46 - Halter Ø1 52 Ø2 46 - Halter BOS Ø 48 - Halter BOS Ø 48 - Halter
130 Multijet 2,3 D	93	08/06→	← ← ← ← ← → →	☐; 01/07→; Nutzlast leicht 17Q; → 02/11; Baumuster: 35; Nutzlast [kg]: 1.700; nicht für erhöhte Nutzlast ☐; 03/11→; Nutzlast leicht 17Q; Nutzlast [kg]: 1.700; Baumuster: 35; nicht für erhöhte Nutzlast ☐; 01/07→; Nutzlast leicht 17Q; → 02/11; Baumuster: 35; Nutzlast [kg]: 1.700; nicht für erhöhte Nutzlast ☐; 01/07→; Nutzlast schwer 17Q; Baumuster: 35; Nutzlast [kg]: 1.700; für erhöhte Nutzlast ☐; 01/07→; Nutzlast schwer 17Q; Baumuster: 35; Nutzlast [kg]: 1.700; für erhöhte Nutzlast ☐; 01/07→; Nutzlast 11Q/15Q/17Q; Nutzlast ab [kg] 1.100 Nutzlast bis [kg] 1.700; Baumuster: 30/33/35 ☐; 01/07→; Nutzlast 11Q/15Q/17Q; Nutzlast ab [kg] 1.100 Nutzlast bis [kg] 1.700; Baumuster: 30/33/35	24.3521-1711.5 24.3521-1711.5 24.3521-1712.5 24.3521-1713.5 24.3521-1714.5 24.3481-1811.5 24.3481-1812.5	240755 240755 240756 240762 240763 240758 240759	BRE Ø1 52 Ø2 46 - Halter BRE Ø1 52 Ø2 46 - Halter BRE Ø1 52 Ø2 46 - Halter Ø1 52 Ø2 46 - Halter Ø1 52 Ø2 46 - Halter BOS Ø 48 - Halter BOS Ø 48 - Halter
130 Multijet 2,3 D 4x4	96	06/11→	← ←	☐; Nutzlast leicht 17Q; Nutzlast [kg]: 1.700; Baumuster: 35; nicht für erhöhte Nutzlast ☐; Nutzlast leicht 17Q; Baumuster: 35; Nutzlast [kg]: 1.700; nicht für erhöhte Nutzlast	24.3521-1711.5 24.3521-1712.5	240755 240756	BRE Ø1 52 Ø2 46 - Halter BRE Ø1 52 Ø2 46 - Halter
↓							

	kw			 	! #			
<b>FIAT - DUCATO Kasten (250_, 290_) 07/06→</b>								
<b> Bremssattel</b>								
130 Multijet 2,3 D 4x4	96	06/11→	←	☐; Baumuster: 35; Nutzlast schwer 17Q; Nutzlast [kg]: 1.700; für erhöhte Nutzlast	24.3521-1713.5	240762	Ø1 52 Ø2 46 - Halter	
			←	☐; Baumuster: 35; Nutzlast schwer 17Q; Nutzlast [kg]: 1.700; für erhöhte Nutzlast	24.3521-1714.5	240763	Ø1 52 Ø2 46 - Halter	
			→	☐; Nutzlast 11Q/15Q/17Q; Nutzlast ab [kg] 1.100 Nutzlast bis [kg] 1.700; Baumuster: 30/33/35	24.3481-1811.5	240758	BOS Ø 48 - Halter	
			→	☐; Nutzlast 11Q/15Q/17Q; Nutzlast ab [kg] 1.100 Nutzlast bis [kg] 1.700; Baumuster: 30/33/35	24.3481-1812.5	240759	BOS Ø 48 - Halter	
140 Multijet 3,0 D 150 Multijet 3,0 D	103 107	07/06→07/14 04/10→	←	☐; 03/11→; Nutzlast leicht 17Q; Nutzlast [kg]: 1.700; nicht für erhöhte Nutzlast	24.3521-1711.5	240755	BRE Ø1 52 Ø2 46 - Halter	
			←	☐; Nutzlast leicht 17Q; → 02/11; Baumuster: 35; Nutzlast [kg]: 1.700; nicht für erhöhte Nutzlast	24.3521-1711.5	240755	BRE Ø1 52 Ø2 46 - Halter	
			←	☐; Nutzlast leicht 17Q; → 02/11; Baumuster: 35; Nutzlast [kg]: 1.700; nicht für erhöhte Nutzlast	24.3521-1712.5	240756	BRE Ø1 52 Ø2 46 - Halter	
			←	☐; Baumuster: 35; Nutzlast schwer 17Q; Nutzlast [kg]: 1.700; für erhöhte Nutzlast	24.3521-1713.5	240762	Ø1 52 Ø2 46 - Halter	
			←	☐; Baumuster: 35; Nutzlast schwer 17Q; Nutzlast [kg]: 1.700; für erhöhte Nutzlast	24.3521-1714.5	240763	Ø1 52 Ø2 46 - Halter	
			→	☐; Nutzlast 11Q/15Q/17Q; Nutzlast ab [kg] 1.100 Nutzlast bis [kg] 1.700; Baumuster: 30/33/35	24.3481-1811.5	240758	BOS Ø 48 - Halter	
			→	☐; Nutzlast 11Q/15Q/17Q; Nutzlast ab [kg] 1.100 Nutzlast bis [kg] 1.700; Baumuster: 30/33/35	24.3481-1812.5	240759	BOS Ø 48 - Halter	
140 Natural Power	100	04/09→	←	☐; 03/11→; Nutzlast leicht 17Q; Nutzlast [kg]: 1.700; Baumuster: 35; nicht für erhöhte Nutzlast	24.3521-1711.5	240755	BRE Ø1 52 Ø2 46 - Halter	
			←	☐; Nutzlast leicht 17Q; → 02/11; Baumuster: 35; Nutzlast [kg]: 1.700; nicht für erhöhte Nutzlast	24.3521-1711.5	240755	BRE Ø1 52 Ø2 46 - Halter	
			←	☐; Nutzlast leicht 17Q; → 02/11; Baumuster: 35; Nutzlast [kg]: 1.700; nicht für erhöhte Nutzlast	24.3521-1712.5	240756	BRE Ø1 52 Ø2 46 - Halter	
			←	☐; Nutzlast schwer 17Q; Nutzlast [kg]: 1.700; für erhöhte Nutzlast	24.3521-1713.5	240762	Ø1 52 Ø2 46 - Halter	
			←	☐; Nutzlast schwer 17Q; Nutzlast [kg]: 1.700; für erhöhte Nutzlast	24.3521-1714.5	240763	Ø1 52 Ø2 46 - Halter	
			→	☐; Nutzlast 11Q/15Q/17Q; Nutzlast ab [kg] 1.100 Nutzlast bis [kg] 1.700; Baumuster: 30/33/35	24.3481-1811.5	240758	BOS Ø 48 - Halter	
			→	☐; Nutzlast 11Q/15Q/17Q; Nutzlast ab [kg] 1.100 Nutzlast bis [kg] 1.700; Baumuster: 30/33/35	24.3481-1812.5	240759	BOS Ø 48 - Halter	
<b> Bremsschlauch</b>								
100 Multijet 2,2 D	74	07/06→	←		2	24.5112-0492.3	331217	L= 492
110 Multijet 2,3 D	82	05/14→	→	kurzer Radstand	2	24.5112-0417.3	331298	L= 417
110 Multijet 2,3 D	83	10/11→	→	langer Radstand	2	83.7101-9489.3	330906	L= 488,5
115 Multijet 2,0 D	85	06/11→						
120 Multijet 2,3 D	88	07/06→						
120 Multijet 2,3 D 4x4	88	03/10→						
130 Multijet 2,3 D	96	06/11→						
130 Multijet 2,3 D 4x4	96	06/11→						
140 Multijet 3,0 D	103	07/06→07/14						
140 Natural Power	100	04/09→						
150 Multijet 2,3 D	109	06/11→						
150 Multijet 2,3 D	110	12/15→						
150 Multijet 2,3 D 4x4	110	04/15→						
150 Multijet 3,0 D	107	04/10→						
160 Multijet 3,0 D	115	07/06→12/11						
160 Multijet 3,0 D	116	07/06→						
160 Multijet 3,0 D 4x4	116	07/06→						
180 Multijet 2,3 D	130	12/15→						
180 Multijet 3,0 D	130	06/11→						
130 Multijet 2,3 D	93	08/06→	←	01/07→	2	24.5112-0492.3	331217	L= 492
			→	01/07→; kurzer Radstand	2	24.5112-0417.3	331298	L= 417
			→	01/07→; langer Radstand	2	83.7101-9489.3	330906	L= 488,5






















	kw			 	! #		
<b>FIAT - DUCATO Pritsche/Fahrgestell (230_) 03/94→04/02</b>							
<b> Bremssattel</b>							
1.9 D	50	04/98→04/02	←	☐; → 10/01; Nutzlast [kg]: 1.000; - ABS	24.3481-1719.5	240155	TRW Ø1 40 Ø2 48 - Halter
1.9 D	51	03/94→04/02	←	☐; → 10/01; Nutzlast [kg]: 1.000; - ABS	24.3481-1720.5	240156	TRW Ø1 40 Ø2 48 - Halter
1.9 TD	60	03/94→04/02	←	☐; → 10/01; Nutzlast [kg]: 1.000; - ABS	24.3481-1720.5	240156	TRW Ø1 40 Ø2 48 - Halter
1.9 TD	66	04/98→04/02	←	☐; 11/01→ 03/02; Nutzlast [kg]: 1.000; + ABS	24.3481-1795.5	240768	Ø1 48 Ø2 44 - Halter
1.9 TD CAT	59	08/94→04/02	←	☐; 11/01→ 03/02; Nutzlast [kg]: 1.000; + ABS	24.3481-1796.5	240769	Ø1 48 Ø2 44 - Halter
			→	☐; 11/01→ 03/02; Nutzlast [kg]: 1.000	24.3461-1701.5	240449	Ø 46 - Halter
			→	☐; 11/01→ 03/02; Nutzlast [kg]: 1.000	24.3461-1702.5	240450	Ø 46 - Halter
1.9 TD	59	05/98→11/01	←	☐; → 10/01; Nutzlast [kg]: 1.000; - ABS	24.3481-1719.5	240155	TRW Ø1 40 Ø2 48 - Halter
			←	☐; → 10/01; Nutzlast [kg]: 1.000; - ABS	24.3481-1720.5	240156	TRW Ø1 40 Ø2 48 - Halter
			←	☐; 11/01→; Nutzlast [kg]: 1.000; + ABS	24.3481-1795.5	240768	Ø1 48 Ø2 44 - Halter
			←	☐; 11/01→; Nutzlast [kg]: 1.000; + ABS	24.3481-1796.5	240769	Ø1 48 Ø2 44 - Halter
			→	☐; 11/01→; Nutzlast [kg]: 1.000	24.3461-1701.5	240449	Ø 46 - Halter
			→	☐; 11/01→; Nutzlast [kg]: 1.000	24.3461-1702.5	240450	Ø 46 - Halter
2.0	80	03/94→04/02	←	☐; → 10/01; Nutzlast ab [kg] 1.000 Nutzlast bis [kg] 1.400; - ABS	24.3481-1719.5	240155	TRW Ø1 40 Ø2 48 - Halter
			←	☐; → 10/01; Nutzlast ab [kg] 1.000 Nutzlast bis [kg] 1.400; - ABS	24.3481-1720.5	240156	TRW Ø1 40 Ø2 48 - Halter
			←	☐; 11/01→ 03/02; Nutzlast ab [kg] 1.000 Nutzlast bis [kg] 1.400; + ABS	24.3481-1795.5	240768	Ø1 48 Ø2 44 - Halter
			←	☐; 11/01→ 03/02; Nutzlast ab [kg] 1.000 Nutzlast bis [kg] 1.400; + ABS	24.3481-1796.5	240769	Ø1 48 Ø2 44 - Halter
			←	☐; 11/01→ 03/02; Nutzlast [kg]: 1.800; + ABS	24.3521-1715.5	240770	Ø1 52 Ø2 46 - Halter
			←	☐; 11/01→ 03/02; Nutzlast [kg]: 1.800; + ABS	24.3521-1716.5	240771	Ø1 52 Ø2 46 - Halter
			→	☐; 11/01→ 03/02; Nutzlast ab [kg] 1.000 Nutzlast bis [kg] 1.800	24.3461-1701.5	240449	Ø 46 - Halter
			→	☐; 11/01→ 03/02; Nutzlast ab [kg] 1.000 Nutzlast bis [kg] 1.800	24.3461-1702.5	240450	Ø 46 - Halter
2.0 JTD	62	07/01→04/02	←	☐; 10/01→ 03/02; Nutzlast [kg]: 1.400; + ABS	24.3481-1795.5	240768	Ø1 48 Ø2 44 - Halter
			←	☐; 10/01→ 03/02; Nutzlast [kg]: 1.400; + ABS	24.3481-1796.5	240769	Ø1 48 Ø2 44 - Halter
			←	☐; 10/01→ 03/02; Nutzlast [kg]: 1.800; + ABS	24.3521-1715.5	240770	Ø1 52 Ø2 46 - Halter
			←	☐; 10/01→ 03/02; Nutzlast [kg]: 1.800; + ABS	24.3521-1716.5	240771	Ø1 52 Ø2 46 - Halter
			→	☐; 10/01→ 03/02; Nutzlast ab [kg] 1.400 Nutzlast bis [kg] 1.800	24.3461-1701.5	240449	Ø 46 - Halter
			→	☐; 10/01→ 03/02; Nutzlast ab [kg] 1.400 Nutzlast bis [kg] 1.800	24.3461-1702.5	240450	Ø 46 - Halter
2.5 D	62	03/94→04/02	←	☐; → 10/01; Nutzlast [kg]: 1.400; - ABS	24.3481-1719.5	240155	TRW Ø1 40 Ø2 48 - Halter
2.5 D 4x4	62	03/94→04/02	←	☐; → 10/01; Nutzlast [kg]: 1.400; - ABS	24.3481-1720.5	240156	TRW Ø1 40 Ø2 48 - Halter
2.8 D	64	02/98→04/02	←	☐; 11/01→ 03/02; Nutzlast [kg]: 1.400; + ABS	24.3481-1795.5	240768	Ø1 48 Ø2 44 - Halter
			←	☐; 11/01→ 03/02; Nutzlast [kg]: 1.400; + ABS	24.3481-1796.5	240769	Ø1 48 Ø2 44 - Halter
			←	☐; 11/01→ 03/02; Nutzlast [kg]: 1.800; + ABS	24.3521-1715.5	240770	Ø1 52 Ø2 46 - Halter
			←	☐; 11/01→ 03/02; Nutzlast [kg]: 1.800; + ABS	24.3521-1716.5	240771	Ø1 52 Ø2 46 - Halter
			→	☐; 11/01→ 03/02; Nutzlast ab [kg] 1.400 Nutzlast bis [kg] 1.800	24.3461-1701.5	240449	Ø 46 - Halter
			→	☐; 11/01→ 03/02; Nutzlast ab [kg] 1.400 Nutzlast bis [kg] 1.800	24.3461-1702.5	240450	Ø 46 - Halter
2.5 TD	80	06/94→08/98	←	☐; - ABS; Nutzlast [kg]: 1.400	24.3481-1711.5	240129	TRW Ø1 40 Ø2 48 - Halter
2.5 TD	85	06/94→04/98	←	☐; - ABS; Nutzlast [kg]: 1.400	24.3481-1712.5	240130	TRW Ø1 40 Ø2 48 - Halter
2.5 TD 4x4	85	11/94→04/98	←	☐; - ABS; Nutzlast [kg]: 1.400	24.3481-1712.5	240130	TRW Ø1 40 Ø2 48 - Halter
2.8 iDTD 4x4	90	05/98→09/01	←	☐; - ABS; Nutzlast [kg]: 1.400	24.3481-1712.5	240130	TRW Ø1 40 Ø2 48 - Halter
2.5 TDI	80	03/94→04/02	←	☐; → 10/01; Nutzlast [kg]: 1.400; - ABS	24.3481-1711.5	240129	TRW Ø1 40 Ø2 48 - Halter
2.5 TDI	85	03/94→04/02	←	☐; → 10/01; Nutzlast [kg]: 1.400; - ABS	24.3481-1712.5	240130	TRW Ø1 40 Ø2 48 - Halter
2.5 TDI 4x4	85	06/98→04/02	←	☐; → 10/01; Nutzlast [kg]: 1.400; - ABS	24.3481-1712.5	240130	TRW Ø1 40 Ø2 48 - Halter
2.8 JTD	94	11/00→04/02	←	☐; 11/01→ 03/02; Nutzlast [kg]: 1.400; + ABS	24.3481-1795.5	240768	Ø1 48 Ø2 44 - Halter
2.8 JTD	94	03/01→04/02	←	☐; 11/01→ 03/02; Nutzlast [kg]: 1.400; + ABS	24.3481-1795.5	240768	Ø1 48 Ø2 44 - Halter
2.8 JTD 4x4	94	10/01→04/02	←	☐; 11/01→ 03/02; Nutzlast [kg]: 1.400; + ABS	24.3481-1796.5	240769	Ø1 48 Ø2 44 - Halter
2.8 TDI	90	12/98→04/02	←	☐; 11/01→ 03/02; Nutzlast [kg]: 1.400; + ABS	24.3481-1796.5	240769	Ø1 48 Ø2 44 - Halter
↓							

























	kw			 	! #		
<b>FIAT - DUCATO Pritsche/Fahrgestell (230_) 03/94→04/02</b>							
<b>Bremssattel</b>							
2.5 TDI	80	03/94→04/02	←	☐; 11/01→ 03/02; Nutzlast [kg]: 1.800; + ABS		24.3521-1715.5 240770	Ø1 52 Ø2 46 - Halter
2.5 TDI	85	03/94→04/02					
2.5 TDI 4x4	85	06/98→04/02	←	☐; 11/01→ 03/02; Nutzlast [kg]: 1.800; + ABS		24.3521-1716.5 240771	Ø1 52 Ø2 46 - Halter
2.8 JTD	94	11/00→04/02					
2.8 JTD	94	03/01→04/02	→	☐; 11/01→ 03/02; Nutzlast ab [kg] 1.400 Nutzlast bis [kg] 1.800		24.3461-1701.5 240449	Ø 46 - Halter
2.8 JTD 4x4	94	10/01→04/02	→	☐; 11/01→ 03/02; Nutzlast ab [kg] 1.400 Nutzlast bis [kg] 1.800		24.3461-1702.5 240450	Ø 46 - Halter
2.8 TDI	90	12/98→04/02					
2.8 TD 4x4	64	05/98→11/01	←	☐; → 09/01; - ABS; Nutzlast [kg]: 1.400		24.3481-1711.5 240129	TRW Ø1 40 Ø2 48 - Halter
			←	☐; → 09/01; - ABS; Nutzlast [kg]: 1.400		24.3481-1712.5 240130	TRW Ø1 40 Ø2 48 - Halter
<b>Zubehörsatz, Bremssattel</b>							
1.9 D	50	04/98→04/02	←	→ 10/01; Nutzlast [kg]: 1.000; + ABS		24.0101-4804.2 260050	TRW
1.9 D	51	03/94→04/02					
1.9 TD	59	05/98→11/01					
1.9 TD	60	03/94→04/02					
1.9 TD	66	04/98→04/02					
1.9 TD CAT	59	08/94→04/02					
2.0	80	03/94→04/02	←	→ 10/01; Nutzlast ab [kg] 1.000 Nutzlast bis [kg] 1.400; + ABS		24.0101-4804.2 260050	TRW
2.5 D	62	03/94→04/02	←	→ 10/01; Nutzlast [kg]: 1.400; + ABS		24.0101-4804.2 260050	TRW
2.5 D 4x4	62	03/94→04/02					
2.8 D	64	02/98→04/02					
<b>Bremsschlauch</b>							
1.9 D	50	04/98→04/02	←	02/00→ 10/01; Nutzlast [kg]: 1.000	2	24.5112-0461.3 330616	L= 460
1.9 D	51	03/94→04/02				24.5112-0466.3 330579	L= 462
1.9 TD	60	03/94→04/02					
1.9 TD	66	04/98→04/02	←	→ 01/00; Nutzlast [kg]: 1.000	2	24.5112-0465.3 330526	L= 465
1.9 TD CAT	59	08/94→04/02				24.5112-0466.3 330579	L= 462
			←	11/01→ 03/02; Nutzlast [kg]: 1.000	2	24.5112-0470.3 331460	L= 470
						24.5112-0477.3 331299	L= 477
			→	☐; → 10/01; Nutzlast [kg]: 1.000	1	24.5112-0340.3 330511	L= 340
			→	☐; 11/01→ 03/02; Nutzlast [kg]: 1.000	1	83.6401-0159.3 330746	L= 160
1.9 TD	59	05/98→11/01	←	02/00→ 10/01; Nutzlast [kg]: 1.000	2	24.5112-0461.3 330616	L= 460
						24.5112-0466.3 330579	L= 462
			←	→ 01/00; Nutzlast [kg]: 1.000	2	24.5112-0465.3 330526	L= 465
						24.5112-0466.3 330579	L= 462
			←	11/01→; Nutzlast [kg]: 1.000	2	24.5112-0470.3 331460	L= 470
						24.5112-0477.3 331299	L= 477
			→	☐; → 10/01; Nutzlast [kg]: 1.000	1	24.5112-0340.3 330511	L= 340
			→	☐; 11/01→; Nutzlast [kg]: 1.000	1	83.6401-0159.3 330746	L= 160
2.0	80	03/94→04/02	←	02/00→ 10/01; Nutzlast ab [kg] 1.000 Nutzlast bis [kg] 1.800	2	24.5112-0461.3 330616	L= 460
						24.5112-0466.3 330579	L= 462
			←	→ 01/00; Nutzlast ab [kg] 1.000 Nutzlast bis [kg] 1.800	2	24.5112-0465.3 330526	L= 465
						24.5112-0466.3 330579	L= 462
			←	11/01→ 03/02; Nutzlast ab [kg] 1.000 Nutzlast bis [kg] 1.800	2	24.5112-0470.3 331460	L= 470
						24.5112-0477.3 331299	L= 477
			→	☐; → 10/01; Nutzlast ab [kg] 1.000 Nutzlast bis [kg] 1.800	1	24.5112-0340.3 330511	L= 340
			→	☐; 11/01→ 03/02; Nutzlast ab [kg] 1.000 Nutzlast bis [kg] 1.800	1	83.6401-0159.3 330746	L= 160
2.0 JTD	62	07/01→04/02	←	10/01→ 03/02; Nutzlast ab [kg] 1.400 Nutzlast bis [kg] 1.800	2	24.5112-0470.3 331460	L= 470
						24.5112-0477.3 331299	L= 477
			→	☐; 10/01→ 03/02; Nutzlast ab [kg] 1.400 Nutzlast bis [kg] 1.800	1	83.6401-0159.3 330746	L= 160
2.5 D	62	03/94→04/02	←	02/00→ 10/01; Nutzlast ab [kg] 1.400 Nutzlast bis [kg] 1.800	2	24.5112-0461.3 330616	L= 460
2.5 D 4x4	62	03/94→04/02				24.5112-0466.3 330579	L= 462
2.5 TDI	80	03/94→04/02					
2.5 TDI	85	03/94→04/02	←	→ 01/00; Nutzlast ab [kg] 1.400 Nutzlast bis [kg] 1.800	2	24.5112-0465.3 330526	L= 465
2.5 TDI 4x4	85	06/98→04/02				24.5112-0466.3 330579	L= 462
2.8 D	64	02/98→04/02	←	11/01→ 03/02; Nutzlast ab [kg] 1.400 Nutzlast bis [kg] 1.800	2	24.5112-0470.3 331460	L= 470
2.8 TDI	90	12/98→04/02				24.5112-0477.3 331299	L= 477
			→	☐; → 10/01; Nutzlast ab [kg] 1.400 Nutzlast bis [kg] 1.800	1	24.5112-0340.3 330511	L= 340
			→	☐; 11/01→ 03/02; Nutzlast ab [kg] 1.400 Nutzlast bis [kg] 1.800	1	83.6401-0159.3 330746	L= 160
↓							

































































































	kw					! #		
<b>FIAT - DUCATO Pritsche/Fahrgestell (230_) 03/94→04/02</b>								
 <b>Bremsschlauch</b>								
2.5 TD	80	06/94→08/98	←	Nutzlast ab [kg] 1.400 Nutzlast bis [kg] 1.800	2	24.5112-0465.3	330526	L= 465
2.5 TD	85	06/94→04/98				24.5112-0466.3	330579	L= 462
2.5 TD 4x4	85	11/94→04/98	→	■; Nutzlast ab [kg] 1.400 Nutzlast bis [kg] 1.800	1	24.5112-0340.3	330511	L= 340
2.8 iDTD 4x4	90	05/98→09/01	←	02/00→; Nutzlast ab [kg] 1.400 Nutzlast bis [kg] 1.800	2	24.5112-0461.3	330616	L= 460
						24.5112-0466.3	330579	L= 462
			←	→ 01/00; Nutzlast ab [kg] 1.400 Nutzlast bis [kg] 1.800	2	24.5112-0465.3	330526	L= 465
						24.5112-0466.3	330579	L= 462
			→	■; Nutzlast ab [kg] 1.400 Nutzlast bis [kg] 1.800	1	24.5112-0340.3	330511	L= 340
2.8 JTD	94	11/00→04/02	←	→ 10/01; Nutzlast ab [kg] 1.400 Nutzlast bis [kg] 1.800	2	24.5112-0461.3	330616	L= 460
						24.5112-0466.3	330579	L= 462
			←	11/01→ 03/02; Nutzlast ab [kg] 1.400 Nutzlast bis [kg] 1.800	2	24.5112-0470.3	331460	L= 470
						24.5112-0477.3	331299	L= 477
			→	■; → 10/01; Nutzlast ab [kg] 1.400 Nutzlast bis [kg] 1.800	1	24.5112-0340.3	330511	L= 340
			→	■; 11/01→ 03/02; Nutzlast ab [kg] 1.400 Nutzlast bis [kg] 1.800	1	83.6401-0159.3	330746	L= 160
2.8 TD 4x4	64	05/98→11/01	←	02/00→ 10/01; Nutzlast ab [kg] 1.400 Nutzlast bis [kg] 1.800	2	24.5112-0461.3	330616	L= 460
						24.5112-0466.3	330579	L= 462
			←	→ 01/00; Nutzlast ab [kg] 1.400 Nutzlast bis [kg] 1.800	2	24.5112-0465.3	330526	L= 465
						24.5112-0466.3	330579	L= 462
			→	■; → 09/01; Nutzlast ab [kg] 1.400 Nutzlast bis [kg] 1.800	1	24.5112-0340.3	330511	L= 340
<b>FIAT - DUCATO Pritsche/Fahrgestell (244_) 04/02→</b>								
 <b>Bremssattel</b>								
2.0	81	04/02→07/06	←	■; Nutzlast ab [kg] 1.100 Nutzlast bis [kg] 1.500; + ABS; 1-Kreis-Bremse		24.3481-1795.5	240768	Ø1 48 Ø2 44 - Halter
2.0 JTD	62	04/02→07/06						
2.3 JTD	81	04/02→07/06	←	■; Nutzlast ab [kg] 1.100 Nutzlast bis [kg] 1.500; + ABS; 1-Kreis-Bremse		24.3481-1796.5	240769	Ø1 48 Ø2 44 - Halter
2.8 JTD	90	11/03→07/06						
2.8 JTD	94	04/02→07/06	←	■; Nutzlast [kg]: 1.800; + ABS; 1-Kreis-Bremse		24.3521-1715.5	240770	Ø1 52 Ø2 46 - Halter
2.8 JTD 4x4	94	10/02→07/06						
2.8 JTD Power	107	05/04→07/06	←	■; Nutzlast [kg]: 1.800; + ABS; 1 Kreis-Bremse		24.3521-1716.5	240771	Ø1 52 Ø2 46 - Halter
			→	■; Nutzlast ab [kg] 1.100 Nutzlast bis [kg] 1.800		24.3461-1701.5	240449	Ø 46 - Halter
			→	■; Nutzlast ab [kg] 1.100 Nutzlast bis [kg] 1.800		24.3461-1702.5	240450	Ø 46 - Halter
 <b>Bremsschlauch</b>								
2.0	81	04/02→07/06	←	Nutzlast ab [kg] 1.100 Nutzlast bis [kg] 1.800	2	24.5112-0470.3	331460	L= 470
2.0 JTD	62	04/02→07/06				24.5112-0477.3	331299	L= 477
2.3 JTD	81	04/02→07/06						
2.8 JTD	90	11/03→07/06	→	Nutzlast ab [kg] 1.100 Nutzlast bis [kg] 1.800	2	83.6401-0159.3	330746	L= 160
2.8 JTD	94	04/02→07/06						
2.8 JTD 4x4	94	10/02→07/06						
2.8 JTD Power	107	05/04→07/06						
<b>FIAT - DUCATO Pritsche/Fahrgestell (250_, 290_) 07/06→</b>								
 <b>Bremssattel</b>								
100 Multijet 2,2 D	74	07/06→	←	■; 03/11→; Nutzlast leicht 17Q; Baumuster: 35; Nutzlast [kg]: 1.700; nicht für erhöhte Nutzlast		24.3521-1711.5	240755	BRE Ø1 52 Ø2 46 - Halter
120 Multijet 2,3 D	88	07/06→						
120 Multijet 2,3 D 4x4	88	03/10→						
140 Multijet 3,0 D	103	07/06→07/14	←	■; Nutzlast leicht 17Q; → 02/11; Baumuster: 35; Nutzlast [kg]: 1.700; nicht für erhöhte Nutzlast		24.3521-1711.5	240755	BRE Ø1 52 Ø2 46 - Halter
160 Multijet 3,0 D	115	07/06→12/11						
160 Multijet 3,0 D	116	07/06→	←	■; Nutzlast leicht 17Q; → 02/11; Baumuster: 35; Nutzlast [kg]: 1.700; nicht für erhöhte Nutzlast		24.3521-1712.5	240756	BRE Ø1 52 Ø2 46 - Halter
			←	■; Baumuster: 35; Nutzlast schwer 17Q; Nutzlast [kg]: 1.700; für erhöhte Nutzlast		24.3521-1713.5	240762	Ø1 52 Ø2 46 - Halter
			←	■; Baumuster: 35; Nutzlast schwer 17Q; Nutzlast [kg]: 1.700; für erhöhte Nutzlast		24.3521-1714.5	240763	Ø1 52 Ø2 46 - Halter
			→	■; Nutzlast 11Q/15Q/17Q; Nutzlast ab [kg] 1.100 Nutzlast bis [kg] 1.700; Baumuster: 30/33/35		24.3481-1811.5	240758	BOS Ø 48 - Halter
			→	■; Nutzlast 11Q/15Q/17Q; Nutzlast ab [kg] 1.100 Nutzlast bis [kg] 1.700; Baumuster: 30/33/35		24.3481-1812.5	240759	BOS Ø 48 - Halter
↓								

	kw			 	! #		
<b>FIAT - DUCATO Pritsche/Fahrgestell (250_, 290_) 07/06→</b>							
 <b>Bremssattel</b>							
110 Multijet 2,3 D 110 Multijet 2,3 D 115 Multijet 2,0 D 180 Multijet 3,0 D	82 83 85 130	08/06→ 10/11→ 06/11→ 06/11→	←	☐; Nutzlast leicht 17Q; Nutzlast [kg]: 1.700; nicht für erhöhte Nutzlast	24.3521-1711.5	240755	BRE Ø1 52 Ø2 46 - Halter
			←	☐; Baumuster: 35; Nutzlast schwer 17Q; Nutzlast [kg]: 1.700; für erhöhte Nutzlast	24.3521-1713.5	240762	Ø1 52 Ø2 46 - Halter
			←	☐; Baumuster: 35; Nutzlast schwer 17Q; Nutzlast [kg]: 1.700; für erhöhte Nutzlast	24.3521-1714.5	240763	Ø1 52 Ø2 46 - Halter
			→	☐; Nutzlast 11Q/15Q/17Q; Nutzlast ab [kg] 1.100 Nutzlast bis [kg] 1.700; Baumuster: 30/33/35	24.3481-1811.5	240758	BOS Ø 48 - Halter
			→	☐; Nutzlast 11Q/15Q/17Q; Nutzlast ab [kg] 1.100 Nutzlast bis [kg] 1.700; Baumuster: 30/33/35	24.3481-1812.5	240759	BOS Ø 48 - Halter
130 Multijet 2,3 D 130 Multijet 2,3 D	93 96	08/06→ 07/06→	←	☐; 01/07→; Nutzlast leicht 17Q; → 02/11; Baumuster: 35; Nutzlast [kg]: 1.700; nicht für erhöhte Nutzlast	24.3521-1711.5	240755	BRE Ø1 52 Ø2 46 - Halter
			←	☐; 03/11→; Nutzlast leicht 17Q; Baumuster: 35; Nutzlast [kg]: 1.700; nicht für erhöhte Nutzlast	24.3521-1711.5	240755	BRE Ø1 52 Ø2 46 - Halter
			←	☐; 01/07→; Nutzlast leicht 17Q; → 02/11; Baumuster: 35; Nutzlast [kg]: 1.700; nicht für erhöhte Nutzlast	24.3521-1712.5	240756	BRE Ø1 52 Ø2 46 - Halter
			←	☐; 01/07→; Nutzlast schwer 17Q; Baumuster: 35; Nutzlast [kg]: 1.700; für erhöhte Nutzlast	24.3521-1713.5	240762	Ø1 52 Ø2 46 - Halter
			←	☐; 01/07→; Nutzlast schwer 17Q; Baumuster: 35; Nutzlast [kg]: 1.700; für erhöhte Nutzlast	24.3521-1714.5	240763	Ø1 52 Ø2 46 - Halter
			→	☐; 01/07→; Nutzlast 11Q/15Q/17Q; Nutzlast ab [kg] 1.100 Nutzlast bis [kg] 1.700; Baumuster: 30/33/35	24.3481-1811.5	240758	BOS Ø 48 - Halter
			→	☐; 01/07→; Nutzlast 11Q/15Q/17Q; Nutzlast ab [kg] 1.100 Nutzlast bis [kg] 1.700; Baumuster: 30/33/35	24.3481-1812.5	240759	BOS Ø 48 - Halter
140 Natural Power	100	04/09→	←	☐; 03/11→; Nutzlast leicht 17Q; Baumuster: 35; Nutzlast [kg]: 1.700; nicht für erhöhte Nutzlast	24.3521-1711.5	240755	BRE Ø1 52 Ø2 46 - Halter
			←	☐; Nutzlast leicht 17Q; → 02/11; Baumuster: 35; Nutzlast [kg]: 1.700; nicht für erhöhte Nutzlast	24.3521-1711.5	240755	BRE Ø1 52 Ø2 46 - Halter
			←	☐; Nutzlast leicht 17Q; → 02/11; Baumuster: 35; Nutzlast [kg]: 1.700; nicht für erhöhte Nutzlast	24.3521-1712.5	240756	BRE Ø1 52 Ø2 46 - Halter
			←	☐; Nutzlast schwer 17Q; Nutzlast [kg]: 1.700; für erhöhte Nutzlast	24.3521-1713.5	240762	Ø1 52 Ø2 46 - Halter
			←	☐; Nutzlast schwer 17Q; Nutzlast [kg]: 1.700; für erhöhte Nutzlast	24.3521-1714.5	240763	Ø1 52 Ø2 46 - Halter
			→	☐; Nutzlast 11Q/15Q/17Q; Nutzlast ab [kg] 1.100 Nutzlast bis [kg] 1.700; Baumuster: 30/33/35	24.3481-1811.5	240758	BOS Ø 48 - Halter
			→	☐; Nutzlast 11Q/15Q/17Q; Nutzlast ab [kg] 1.100 Nutzlast bis [kg] 1.700; Baumuster: 30/33/35	24.3481-1812.5	240759	BOS Ø 48 - Halter
150 Multijet 2,3 D 150 Multijet 2,3 D 180 Multijet 2,3 D	109 110 130	06/11→ 12/15→ 12/15→	←	☐; Nutzlast leicht 17Q; Nutzlast [kg]: 1.700; Baumuster: 35; nicht für erhöhte Nutzlast	24.3521-1711.5	240755	BRE Ø1 52 Ø2 46 - Halter
			←	☐; Baumuster: 35; Nutzlast schwer 17Q; Nutzlast [kg]: 1.700; für erhöhte Nutzlast	24.3521-1713.5	240762	Ø1 52 Ø2 46 - Halter
			←	☐; Baumuster: 35; Nutzlast schwer 17Q; Nutzlast [kg]: 1.700; für erhöhte Nutzlast	24.3521-1714.5	240763	Ø1 52 Ø2 46 - Halter
			→	☐; Nutzlast 11Q/15Q/17Q; Nutzlast ab [kg] 1.100 Nutzlast bis [kg] 1.700; Baumuster: 30/33/35	24.3481-1811.5	240758	BOS Ø 48 - Halter
			→	☐; Nutzlast 11Q/15Q/17Q; Nutzlast ab [kg] 1.100 Nutzlast bis [kg] 1.700; Baumuster: 30/33/35	24.3481-1812.5	240759	BOS Ø 48 - Halter
150 Multijet 3,0 D	107	04/10→	←	☐; 03/11→; Nutzlast leicht 17Q; Nutzlast [kg]: 1.700; nicht für erhöhte Nutzlast	24.3521-1711.5	240755	BRE Ø1 52 Ø2 46 - Halter
			←	☐; Nutzlast leicht 17Q; → 02/11; Baumuster: 35; Nutzlast [kg]: 1.700; nicht für erhöhte Nutzlast	24.3521-1711.5	240755	BRE Ø1 52 Ø2 46 - Halter
↓							

	kw					! #		
<b>FIAT - DUCATO Pritsche/Fahrgestell (250_, 290_) 07/06→</b>								
 <b>Bremssattel</b>								
150 Multijet 3,0 D	107	04/10→	←	☐; Nutzlast leicht 17Q; → 02/11; Baumuster: 35; Nutzlast [kg]: 1.700; nicht für erhöhte Nutzlast		24.3521-1712.5	240756	BRE Ø1 52 Ø2 46 - Halter
			←	☐; Baumuster: 35; Nutzlast schwer 17Q; Nutzlast [kg]: 1.700; für erhöhte Nutzlast		24.3521-1713.5	240762	Ø1 52 Ø2 46 - Halter
			←	☐; Baumuster: 35; Nutzlast schwer 17Q; Nutzlast [kg]: 1.700; für erhöhte Nutzlast		24.3521-1714.5	240763	Ø1 52 Ø2 46 - Halter
			→	☐; Nutzlast 11Q/15Q/17Q; Nutzlast ab [kg] 1.100 Nutzlast bis [kg] 1.700; Baumuster: 30/33/35		24.3481-1811.5	240758	BOS Ø 48 - Halter
			→	☐; Nutzlast 11Q/15Q/17Q; Nutzlast ab [kg] 1.100 Nutzlast bis [kg] 1.700; Baumuster: 30/33/35		24.3481-1812.5	240759	BOS Ø 48 - Halter
 <b>Bremsschlauch</b>								
100 Multijet 2,2 D	74	07/06→	←		2	24.5112-0492.3	331217	L= 492
110 Multijet 2,3 D	82	08/06→	→	kurzer Radstand	2	24.5112-0417.3	331298	L= 417
110 Multijet 2,3 D	83	10/11→	→	langer Radstand	2	83.7101-9489.3	330906	L= 488,5
115 Multijet 2,0 D	85	06/11→						
120 Multijet 2,3 D	88	07/06→						
120 Multijet 2,3 D 4x4	88	03/10→						
140 Multijet 3,0 D	103	07/06→07/14						
140 Natural Power	100	04/09→						
150 Multijet 2,3 D	109	06/11→						
150 Multijet 2,3 D	110	12/15→						
150 Multijet 3,0 D	107	04/10→						
160 Multijet 3,0 D	115	07/06→12/11						
160 Multijet 3,0 D	116	07/06→						
180 Multijet 2,3 D	130	12/15→						
180 Multijet 3,0 D	130	06/11→						
130 Multijet 2,3 D	93	08/06→	←	01/07→	2	24.5112-0492.3	331217	L= 492
130 Multijet 2,3 D	96	07/06→	→	01/07→; kurzer Radstand	2	24.5112-0417.3	331298	L= 417
			→	01/07→; langer Radstand	2	83.7101-9489.3	330906	L= 488,5
<b>FIAT - FIORINO Kasten/Kombi (225_) 01/07→</b>								
 <b>Bremssattel</b>								
1.3 D Multijet	55	11/07→	←	☐; 09/08→		24.3541-1769.5	240601	BOS Ø 54 - Halter
1.4	54	11/07→	←	☐; 09/08→		24.3541-1770.5	240602	BOS Ø 54 - Halter
1.3 D Multijet	59	03/15→	←	☐		24.3541-1769.5	240601	BOS Ø 54 - Halter
1.4	57	10/09→	←	☐		24.3541-1770.5	240602	BOS Ø 54 - Halter
1.3 D Multijet	70	07/09→	←	☐; 07/10→		24.3541-1829.5	240721	BOS Ø 54 - Halter
			←	☐; 07/10→		24.3541-1830.5	240722	BOS Ø 54 - Halter
1.4 Natural Power	51	06/08→	←	☐; 10/09→		24.3541-1769.5	240601	BOS Ø 54 - Halter
1.4 Natural Power	57	06/08→	←	☐; 10/09→		24.3541-1770.5	240602	BOS Ø 54 - Halter
 <b>Bremsschlauch</b>								
1.3 D Multijet	55	11/07→	←	09/08→	2	24.5112-0402.3	331297	L= 402
1.4	54	11/07→	→	09/08→	2	24.5228-0181.3	331279	L= 180
1.3 D Multijet	59	03/15→	←		2	24.5112-0402.3	331297	L= 402
1.4	57	10/09→	→		2	24.5228-0181.3	331279	L= 180
1.3 D Multijet	70	07/09→	←	07/10→	2	24.5112-0402.3	331297	L= 402
			→	07/10→	2	24.5228-0181.3	331279	L= 180
1.4 Natural Power	51	06/08→	←	10/09→	2	24.5112-0402.3	331297	L= 402
1.4 Natural Power	57	06/08→	→	10/09→	2	24.5228-0181.3	331279	L= 180
<b>FIAT - FIORINO Kasten (146_) 01/88→</b>								
 <b>Bremsschlauch</b>								
1.4	52	11/92→10/96	←	09/93→	2	24.5112-0355.3	330758	L= 355
60 1.7 D	42	05/88→10/96						
60 1.7 D	44	05/88→05/00						
1.7 TD	46	11/96→05/00	←		2	24.5112-0355.3	330758	L= 355
65 1.7 TD	46	01/97→05/01	←	→ 03/01	2	24.5112-0355.3	330758	L= 355
70 i.e. 1.4	49	05/94→05/01						
75 i.e. 1.6	55	10/93→05/01						

	kW			 	! #		
<b>FIAT - FIORINO Pick up (146_) 01/88→05/01</b>							
 <b>Bremsschlauch</b>							
1.4 1.6 1.7 TD	49 55 46	05/94→05/01 01/94→05/01 01/97→05/01	←	→ 03/01	2	24.5112-0355.3 330758	L= 355
1.4 1.7 D	52 42	10/93→10/96 10/93→10/99	←		2	24.5112-0355.3 330758	L= 355
1.7 D	44	05/88→10/99	←	09/93→	2	24.5112-0355.3 330758	L= 355
<b>FIAT - GRANDE PUNTO (199_) 06/05→</b>							
 <b>Bremsattel</b>							
1.3 D Multijet 1.4 (199.AXB11, 199.AXB1A)	51 57	07/08→ 06/05→12/15	←	☐; → 01/11		24.3541-1769.5 240601	BOS Ø 54 - Halter
1.4 16V 1.4 16V 1.4 LPG 1.4 Natural Power	70 112 57 57	10/05→ 09/07→07/12 12/08→ 07/08→	←	☐; → 01/11		24.3541-1770.5 240602	BOS Ø 54 - Halter
1.3 D Multijet	55	10/05→	←	☐; 04/08→ 01/11		24.3541-1769.5 240601	BOS Ø 54 - Halter
			←	☐; 04/08→ 01/11		24.3541-1770.5 240602	BOS Ø 54 - Halter
1.3 D Multijet	56	06/09→	←	☐; → 01/11		24.3541-1769.5 240601	BOS Ø 54 - Halter
			←	☐; → 01/11		24.3541-1770.5 240602	BOS Ø 54 - Halter
			←	☐; 10/09→		24.3541-1829.5 240721	BOS Ø 54 - Halter
			←	☐; 10/09→		24.3541-1830.5 240722	BOS Ø 54 - Halter
1.3 D Multijet 1.3 D Multijet 1.4 T-Jet 1.6 D Multijet 1.9 D Multijet	62 66 88 88 88	04/10→ 10/05→ 09/07→ 07/08→ 10/05→	←	☐; → 01/11		24.3541-1829.5 240721	BOS Ø 54 - Halter
			←	☐; → 01/11		24.3541-1830.5 240722	BOS Ø 54 - Halter
1.4 (199AXB1A)	55	10/05→07/07	←	☐		24.3541-1769.5 240601	BOS Ø 54 - Halter
			←	☐		24.3541-1770.5 240602	BOS Ø 54 - Halter
1.9 D Multijet	85	06/06→12/09	←	☐		24.3541-1829.5 240721	BOS Ø 54 - Halter
			←	☐		24.3541-1830.5 240722	BOS Ø 54 - Halter
1.9 D Multijet	96	10/05→	←	☐; 02/06→ 01/11		24.3541-1829.5 240721	BOS Ø 54 - Halter
			←	☐; 02/06→ 01/11		24.3541-1830.5 240722	BOS Ø 54 - Halter
 <b>Bremsschlauch</b>							
1.2 1.2 1.3 D Multijet 1.3 D Multijet 1.3 D Multijet 1.4 (199.AXB11, 199.AXB1A)	48 51 51 62 66 57	10/05→ 09/10→ 07/08→ 04/10→ 10/05→ 06/05→12/15	←	→ 01/11	2	24.5112-0402.3 331297	L= 402
1.4 16V 1.4 16V 1.4 LPG 1.4 Natural Power 1.4 T-Jet 1.6 D Multijet 1.9 D Multijet	70 112 57 57 88 88 88	10/05→ 09/07→07/12 12/08→ 07/08→ 09/07→ 07/08→ 10/05→	→	am Bremsattel; → 01/11	2	24.5112-0142.3 331016	L= 142
1.2 LPG	51	07/08→	→	→ 01/11	2	24.5228-0216.3 330908	L= 215
			→	am Bremsattel; 09/10→ 01/11	2	24.5112-0142.3 331016	L= 142
			→	09/10→ 01/11	2	24.5228-0216.3 330908	L= 215
1.3 D Multijet	55	10/05→	←	04/08→ 01/11	2	24.5112-0402.3 331297	L= 402
			→	am Bremsattel; 04/08→ 01/11	2	24.5112-0142.3 331016	L= 142
			→	04/08→ 01/11	2	24.5228-0216.3 330908	L= 215
1.3 D Multijet	56	06/09→	←	→ 01/11	2	24.5112-0402.3 331297	L= 402
			←	10/09→	2	24.5112-0402.3 331297	L= 402
			→	am Bremsattel; 10/09→	2	24.5112-0142.3 331016	L= 142
			→	am Bremsattel; → 01/11	2	24.5112-0142.3 331016	L= 142
			→	→ 01/11	2	24.5228-0216.3 330908	L= 215
			→	10/09→	2	24.5228-0216.3 330908	L= 215
1.4 (199AXB1A) 1.9 D Multijet	55 85	10/05→07/07 06/06→12/09	←		2	24.5112-0402.3 331297	L= 402
			→	am Bremsattel	2	24.5112-0142.3 331016	L= 142
			→		2	24.5228-0216.3 330908	L= 215
↓							

	kw			 	! #		
<b>FIAT - GRANDE PUNTO (199_) 06/05→</b>							
 <b>Bremsschlauch</b>							
1.9 D Multijet	96	10/05→		02/06→ 01/11	2	24.5112-0402.3 331297	L= 402
				am Bremssattel; 02/06→ 01/11	2	24.5112-0142.3 331016	L= 142
				02/06→ 01/11	2	24.5228-0216.3 330908	L= 215
<b>FIAT - GRANDE PUNTO Van (199_) 10/05→06/13</b>							
 <b>Bremssattel</b>							
1.3 JTD Multijet	55	02/06→06/13		 ; → 01/11		24.3541-1829.5 240721	BOS Ø 54 - Halter
				 ; → 01/11		24.3541-1830.5 240722	BOS Ø 54 - Halter
 <b>Bremsschlauch</b>							
1.3 JTD Multijet	55	02/06→06/13		→ 01/11	2	24.5112-0402.3 331297	L= 402
				am Bremssattel; → 01/11	2	24.5112-0142.3 331016	L= 142
				→ 01/11	2	24.5228-0216.3 330908	L= 215
<b>FIAT - IDEA (350_) 12/03→</b>							
 <b>Bremssattel</b>							
1.2 16V	59	01/04→		 ; → 02/08		24.3541-1811.5 240429	BOS Ø 54 - Halter
1.3 D Multijet	51	01/04→		 ; → 02/08		24.3541-1812.5 240430	BOS Ø 54 - Halter
1.4 16V	70	01/04→		 ; → 02/08		24.3541-1812.5 240430	BOS Ø 54 - Halter
1.4	57	10/05→		 ; 11/05→ 02/08		24.3541-1811.5 240429	BOS Ø 54 - Halter
				 ; 11/05→ 02/08		24.3541-1812.5 240430	BOS Ø 54 - Halter
1.4	66	12/03→		 ; 01/04→ 02/08		24.3541-1811.5 240429	BOS Ø 54 - Halter
				 ; 01/04→ 02/08		24.3541-1812.5 240430	BOS Ø 54 - Halter
1.4 LPG	57	03/09→		 ; 06/09→ 07/12		24.3541-1811.5 240429	BOS Ø 54 - Halter
				 ; 06/09→ 07/12		24.3541-1812.5 240430	BOS Ø 54 - Halter
1.6 D Multijet	85	11/08→12/10				24.3347-1715.5 240719	TRW Ø 34 - Halter
						24.3347-1716.5 240720	TRW Ø 34 - Halter
1.6 D Multijet	88	05/08→		 ; → 07/12		24.3347-1715.5 240719	TRW Ø 34 - Halter
				 ; → 07/12		24.3347-1716.5 240720	TRW Ø 34 - Halter
1.8	81	01/08→07/10				24.3541-1811.5 240429	BOS Ø 54 - Halter
						24.3541-1812.5 240430	BOS Ø 54 - Halter
						24.3347-1715.5 240719	TRW Ø 34 - Halter
						24.3347-1716.5 240720	TRW Ø 34 - Halter
 <b>Bremsschlauch</b>							
1.2 16V	59	01/04→		 ; → 02/08	2	83.7201-9173.3 330868	L= 173
1.3 D Multijet	51	01/04→		→ 02/08	2	24.5112-0456.3 330875	L= 455
1.4 16V	70	01/04→		→ 02/08	2	24.5112-0456.3 330875	L= 455
1.9 JTD	74	01/04→		→ 02/08	2	24.5112-0456.3 330875	L= 455
1.3 D Multijet	66	10/05→		 ; 11/05→ 02/08	2	83.7201-9173.3 330868	L= 173
1.4	57	10/05→		11/05→ 02/08	2	24.5112-0456.3 330875	L= 455
1.3 D Multijet	70	05/08→12/12		 ; → 07/12	2	83.7201-9173.3 330868	L= 173
1.4 LPG	57	03/09→		→ 07/12	2	24.5112-0456.3 330875	L= 455
1.4	66	12/03→		 ; 01/04→ 02/08	2	83.7201-9173.3 330868	L= 173
				01/04→ 02/08	2	24.5112-0456.3 330875	L= 455
1.6 D Multijet	85	11/08→12/10			2	83.7201-9173.3 330868	L= 173
					2	24.5112-0456.3 330875	L= 455
					2	24.5112-0220.3 330613	L= 220
1.6 D Multijet	88	05/08→		 ; → 07/12	2	83.7201-9173.3 330868	L= 173
				→ 07/12	2	24.5112-0456.3 330875	L= 455
				 ; → 07/12	2	24.5112-0220.3 330613	L= 220
1.8	81	01/08→07/10			2	83.7201-9173.3 330868	L= 173
					2	24.5112-0456.3 330875	L= 455
<b>FIAT - LINEA (323_, 110_) 06/07→</b>							
 <b>Bremssattel</b>							
1.3 D Multijet	66	06/07→		 ; 07/07→ 05/11		24.3541-1769.5 240601	BOS Ø 54 - Halter
1.4	57	06/07→		 ; 07/07→ 05/11		24.3541-1770.5 240602	BOS Ø 54 - Halter
							

	kw			 	! #		
<b>FIAT - LINEA (323_, 110_) 06/07→</b>							
 <b>Bremssattel</b>							
1.3 D Multijet	70	09/09→	←	☐; → 05/11		24.3541-1769.5 240601	BOS Ø 54 - Halter
			←	☐; → 05/11		24.3541-1770.5 240602	BOS Ø 54 - Halter
1.4 T-Jet	88	09/07→	←	☐; → 05/11		24.3541-1829.5 240721	BOS Ø 54 - Halter
1.6 (323.AXD1A)	80	07/08→	←	☐; → 05/11		24.3541-1830.5 240722	BOS Ø 54 - Halter
1.6 D Multijet	77	06/09→	←	☐; → 05/11		24.3384-1741.5 240924	TRW Ø 38 - Halter
1.9 16V	94	07/08→	→	☐; → 05/11		24.3384-1742.5 240925	TRW Ø 38 - Halter
			→	☐; → 05/11			
 <b>Bremsschlauch</b>							
1.3 D Multijet	66	06/07→	←	07/07→ 05/11	2	24.5112-0402.3 331297	L= 402
1.4	57	06/07→	→	07/07→ 05/11	2	24.5228-0181.3 331279	L= 180
1.3 D Multijet	70	09/09→	←	→ 05/11	2	24.5112-0402.3 331297	L= 402
1.4 T-Jet	88	09/07→	←	→ 05/11	2	24.5228-0181.3 331279	L= 180
1.6 (323.AXD1A)	80	07/08→	→	→ 05/11	2	24.5228-0181.3 331279	L= 180
1.6 D Multijet	77	06/09→					
1.9 16V	94	07/08→					
<b>FIAT - MAREA (185_) 05/96→12/07</b>							
 <b>Bremssattel</b>							
1.2 16V	60	10/98→05/02	←	☐; 04/99→		24.3541-1787.5 240289	ATE Ø 54 - Halter
			←	☐; 04/99→		24.3541-1788.5 240290	ATE Ø 54 - Halter
1.4 80 12V	59	09/96→05/02	←	☐		24.3541-1787.5 240289	ATE Ø 54 - Halter
1.6	68	03/99→08/00	←	☐		24.3541-1788.5 240290	ATE Ø 54 - Halter
1.6	76	09/00→08/02	←	☐			
1.6 100 16V	76	09/96→05/02					
1.6 100 16V Bipower	76	04/99→05/02					
1.6 16V	75	04/97→02/99					
1.6 SX	72	09/00→08/02					
1.9 TD 75	55	09/96→05/02					
1.8 115 16V	83	09/96→05/02	←	☐		24.3541-1789.5 240291	ATE Ø 54 - Halter
1.9 JTD 105 (185AXN1A)	77	12/98→12/02	←	☐		24.3541-1790.5 240292	ATE Ø 54 - Halter
1.9 JTD 110 (185AXT1A)	81	09/00→08/02					
1.9 TD 100 (185AX_)	74	05/96→12/02					
1.9 JTD	79	01/01→12/07	←	☐; → 12/02		24.3541-1789.5 240291	ATE Ø 54 - Halter
			←	☐; → 12/02		24.3541-1790.5 240292	ATE Ø 54 - Halter
 <b>Bremsschlauch</b>							
1.2 16V	60	10/98→05/02	←	04/99→	2	24.5112-0407.3 331459	L= 410
			→	04/99→	2	24.5228-0223.3 330530	L= 223
1.4 80 12V	59	09/96→05/02	←		2	24.5112-0407.3 331459	L= 410
1.6	68	03/99→08/00	←		2	24.5228-0223.3 330530	L= 223
1.6	76	09/00→08/02	→		2		
1.6 100 16V	76	09/96→05/02					
1.6 100 16V Bipower	76	04/99→05/02					
1.6 16V	75	04/97→02/99					
1.6 SX	72	09/00→08/02					
1.8 115 16V	83	09/96→05/02					
1.9 JTD 105 (185AXN1A)	77	12/98→12/02					
1.9 JTD 110 (185AXT1A)	81	09/00→08/02					
1.9 TD 100 (185AX_)	74	05/96→12/02					
1.9 TD 75	55	09/96→05/02					
2.0 150 20V	108	09/96→04/99					
2.0 150 20V	110	01/01→05/02					
2.0 155 20V	113	04/99→01/01					
2.4 JTD 130	96	04/99→05/02					
2.4 TD 125	91	09/96→04/99					
1.9 JTD	79	01/01→12/07	←	→ 12/02	2	24.5112-0407.3 331459	L= 410
			→	→ 12/02	2	24.5228-0223.3 330530	L= 223
<b>FIAT - MAREA Weekend (185_) 09/96→12/07</b>							
 <b>Bremssattel</b>							
1.2 16V	60	10/98→05/02	←	☐; 04/99→		24.3541-1789.5 240291	ATE Ø 54 - Halter
			←	☐; 04/99→		24.3541-1790.5 240292	ATE Ø 54 - Halter
1.4 80 12V	59	09/96→05/02	←	☐		24.3541-1787.5 240289	ATE Ø 54 - Halter
1.9 TD 75	55	09/96→05/02	←	☐		24.3541-1788.5 240290	ATE Ø 54 - Halter
↓							



**FIAT - MAREA Weekend (185\_) 09/96→12/07**

**Bremssattel**

1.6	76	09/00→08/02	←	☐		24.3541-1789.5	240291	ATE Ø 54 - Halter
1.6 100 16V	76	09/96→05/02	←	☐		24.3541-1790.5	240292	ATE Ø 54 - Halter
1.8 115 16V	83	09/96→05/02						
1.9 JTD 105 (185BXN1A)	77	12/98→12/02						
1.9 JTD 110 (185BXT1A)	81	09/00→08/02						
1.9 TD 100 (185BX_)	74	09/96→06/03						
1.9 JTD	79	01/01→12/07	←	☐; → 12/02		24.3541-1789.5	240291	ATE Ø 54 - Halter
			←	☐; → 12/02		24.3541-1790.5	240292	ATE Ø 54 - Halter

**Bremsschlauch**

1.2 16V	60	10/98→05/02	←	04/99→	2	24.5112-0407.3	331459	L= 410
			→	04/99→	2	24.5228-0223.3	330530	L= 223
1.4 80 12V	59	09/96→05/02	←		2	24.5112-0407.3	331459	L= 410
1.6 1.6 100 16V 1.8 115 16V 1.9 JTD 105 (185BXN1A) 1.9 JTD 110 (185BXT1A) 1.9 TD 100 (185BX_)	76	09/00→08/02	→		2	24.5228-0223.3	330530	L= 223
	76	09/96→05/02						
	83	09/96→05/02						
	77	12/98→12/02						
	81	09/00→08/02						
	74	09/96→06/03						
	55	09/96→05/02						
	108	09/96→04/99						
	110	01/01→05/02						
	96	04/99→05/02						
91	09/96→04/99							
1.9 JTD	79	01/01→12/07	←	→ 12/02	2	24.5112-0407.3	331459	L= 410
2.0 155 20V	113	04/99→02/03	→	→ 12/02	2	24.5228-0223.3	330530	L= 223

**FIAT - MULTIPLA (186\_) 04/99→06/10**

**Bremsschlauch**

1.6	68	05/04→08/05	←		2	24.5112-0437.3	330886	L= 435
1.6	74	03/01→08/05	→		2	24.5228-0223.3	330530	L= 223
1.6	76	09/00→06/10						
1.6 100 16V (186AXA1A)	76	04/99→06/10						
1.6 16V (186AGB1A)	70	04/02→06/10						
1.6 16V Bipower (186AMB1A)	76	04/99→06/10						
1.6 16V Bipower (186AXC1A)	76	10/01→06/10						
1.6 16V Blupower (186AMA1A)	70	04/99→06/10						
1.6 16V GPL	76	10/01→06/10						
1.9 JTD (186AXE1A)	88	04/02→06/10						
1.9 JTD 105 (186AXB1A)	77	04/99→06/10						
1.9 JTD 110	81	03/01→07/02						
1.9 JTD 115	85	07/02→06/10						

**FIAT - PALIO (178\_) 04/96→**












**Bremsschlauch**














1.0	45	04/96→10/03	←		2	24.5112-0460.3	330599	L= 460
1.0	56	04/96→10/03	→		2	24.5112-0220.3	330613	L= 220
1.1	40	07/97→10/03						
1.2	50	06/99→10/00						
1.2	44	07/97→08/02	←	10/97→	2	24.5112-0460.3	330599	L= 460
			42	04/96→09/02	→	10/97→	2	24.5112-0220.3
1.2	54	06/98→	→	→ 12/06	2	24.5112-0220.3	330613	L= 220
1.2	59	09/01→						
1.5	62	06/04→						
1.7 TD	51	10/02→01/12						
1.7 TD	53	09/01→						











**FIAT - PALIO Weekend (178\_) 04/96→**

**Bremsschlauch**











1.2	44	07/97→10/04	←	10/97→	2	24.5112-0460.3	330599	L= 460
1.2	54	04/96→02/01	→	10/97→	2	24.5112-0220.3	330613	L= 220
1.6 16V	74	04/96→02/01						
1.7 TD	51	04/96→03/01						
1.2	50	06/99→10/02	←		2	24.5112-0460.3	330599	L= 460
1.4 ↓	51	07/97→08/01						











	kW			 	! #		
<b>FIAT - PALIO Weekend (178_) 04/96→</b>							
 <b>Bremsschlauch</b>							
1.2	50	06/99→10/02	→		2	24.5112-0220.3 330613	L= 220
1.4	51	07/97→08/01	→				
1.2	59	09/01→	←	→ 12/06	2	24.5112-0460.3 330599	L= 460
1.5	62	02/02→					
1.6	78	02/01→	→	→ 12/06	2	24.5112-0220.3 330613	L= 220
1.6 16V	76	02/01→					
1.9 D	46	03/01→					
1.9 JTD	59	09/01→					
<b>FIAT - PANDA (141_) 03/80→07/04</b>							
 <b>Bremsschlauch</b>							
1000 i.e. Cat	33	10/87→08/98	←		2	24.5112-0433.3 330522	L= 434
			←	→ 12/92	2	24.5112-0433.3 330522	L= 434
			→		2	24.5112-0185.3 330654	L= 185 + Halter
			→	→ 12/92	2	24.5112-0185.3 330654	L= 185 + Halter
1100	37	05/91→12/99	←		2	24.5112-0433.3 330522	L= 434
900	29	04/92→12/96	→		2	24.5112-0185.3 330654	L= 185 + Halter
1100	40	02/95→09/03	←	→ 12/02	2	24.5112-0433.3 330522	L= 434
1100 4x4	40	02/95→07/04	→	→ 12/02	2	24.5112-0185.3 330654	L= 185 + Halter
1100 Trekking 4x4	37	10/91→07/04	→	→ 12/02	2	24.5112-0185.3 330654	L= 185 + Halter
650	22	01/82→07/04	←	→ 08/82	2	24.5209-0280.3 330044	L= 280
750	25	01/86→10/03	←	→ 12/97	2	24.5112-0433.3 330522	L= 434
			→	→ 12/97	2	24.5112-0185.3 330654	L= 185 + Halter
<b>FIAT - PANDA (169_) 09/03→</b>							
 <b>Bremssattel</b>							
1.1	40	09/03→	←	☐; → 06/07		24.3481-1743.5 240305	BDX Ø 48 - Halter
1.2	44	09/03→	←	☐; 07/07→ 06/13		24.3481-1743.5 240305	BDX Ø 48 - Halter
			←	☐; 07/07→ 06/13		24.3481-1744.5 240306	BDX Ø 48 - Halter
			←	☐; → 06/07		24.3481-1744.5 240306	BDX Ø 48 - Halter
1.2	51	03/10→	←	☐; → 06/13		24.3481-1743.5 240305	BDX Ø 48 - Halter
			←	☐; → 06/13		24.3481-1744.5 240306	BDX Ø 48 - Halter
1.2 4x4	44	10/04→	→	☐; → 06/13		24.3347-1715.5 240719	TRW Ø 34 - Halter
			→	☐; → 06/13		24.3347-1716.5 240720	TRW Ø 34 - Halter
1.2 4x4	51	11/09→	→	☐; 10/10→ 06/13		24.3347-1715.5 240719	TRW Ø 34 - Halter
			→	☐; 10/10→ 06/13		24.3347-1716.5 240720	TRW Ø 34 - Halter
1.3 D Multijet 4x4	51	10/04→	←	☐; 04/06→ 08/11		24.3541-1769.5 240601	BOS Ø 54 - Halter
			←	☐; → 06/13		24.3541-1769.5 240601	BOS Ø 54 - Halter
			←	☐; → 06/13		24.3541-1770.5 240602	BOS Ø 54 - Halter
			←	☐; 04/06→ 08/11		24.3541-1770.5 240602	BOS Ø 54 - Halter
			→	☐; 04/06→ 08/11		24.3347-1715.5 240719	TRW Ø 34 - Halter
			→	☐; → 06/13		24.3347-1715.5 240719	TRW Ø 34 - Halter
			→	☐; 04/06→ 08/11		24.3347-1716.5 240720	TRW Ø 34 - Halter
			→	☐; → 06/13		24.3347-1716.5 240720	TRW Ø 34 - Halter
1.3 D Multijet 4x4	55	09/10→	←	☐; → 06/13		24.3541-1769.5 240601	BOS Ø 54 - Halter
			←	☐; → 06/13		24.3541-1770.5 240602	BOS Ø 54 - Halter
			→	☐; → 06/13		24.3347-1715.5 240719	TRW Ø 34 - Halter
			→	☐; → 06/13		24.3347-1716.5 240720	TRW Ø 34 - Halter
1.4 (169AXE1B)	74	10/06→	←	☐; 11/06→ 06/13		24.3541-1769.5 240601	BOS Ø 54 - Halter
			←	☐; 11/06→ 06/13		24.3541-1770.5 240602	BOS Ø 54 - Halter
			→	☐; 11/06→ 06/13		24.3347-1715.5 240719	TRW Ø 34 - Halter
			→	☐; 11/06→ 06/13		24.3347-1716.5 240720	TRW Ø 34 - Halter
 <b>Bremsschlauch</b>							
1.1	40	09/03→	←	→ 06/13	2	24.5112-0440.3 330887	L= 440
1.2	44	09/03→	→	→ 06/13	2	24.5228-0165.3 330879	L= 165
1.2	51	03/10→	→	→ 06/13			
1.2 LPG	44	04/09→					
1.2 LPG	51	11/10→					
1.3 D Multijet	51	09/03→					

	kW			 	! #		
<b>FIAT - PANDA (169_) 09/03→</b>							
 <b>Bremsschlauch</b>							
1.3 D Multijet	55	06/06→	←	→ 06/13	2	24.5112-0440.3 330887	L= 440
1.4 Natural Power	57	09/10→	→	→ 06/13	2	24.5228-0165.3 330879	L= 165
1.2 4x4	44	10/04→	←	→ 06/13	2	24.5119-0477.3 330991	L= 477
1.3 D Multijet 4x4	55	09/10→	→	→ 06/13	2	83.7101-9219.3 330903	L= 218,5
1.2 4x4	51	11/09→	←	10/10→ 06/13	2	24.5119-0477.3 330991	L= 477
			→	10/10→ 06/13	2	83.7101-9219.3 330903	L= 218,5
1.2 Natural Power	44	01/07→12/11	←		2	24.5112-0440.3 330887	L= 440
1.4 Natural Power	51	01/10→	→		2	24.5228-0165.3 330879	L= 165
1.3 D Multijet 4x4	51	10/04→	←	→ 06/13	2	24.5119-0477.3 330991	L= 477
			←	04/06→ 08/11	2	24.5119-0477.3 330991	L= 477
			→	→ 06/13	2	83.7101-9219.3 330903	L= 218,5
			→	04/06→ 08/11	2	83.7101-9219.3 330903	L= 218,5
1.4 (169AXE1B)	74	10/06→	←	11/06→ 06/13	2	24.5112-0440.3 330887	L= 440
			→	11/06→ 06/13	2	24.5228-0165.3 330879	L= 165
<b>FIAT - PANDA (312_, 319_) 02/12→</b>							
 <b>Bremssattel</b>							
0.9	44	12/13→	←			11.9541-9831.2 220953	ATE Ø 54 - Halter
0.9	48	02/12→	←			11.9541-9832.2 220954	ATE Ø 54 - Halter
1.2	51	02/12→	←				
1.2 LPG	51	06/12→					
<b>Feder, Bremssattel</b>							
0.9	44	12/13→	←		2	11.8116-0264.1 390594	ATE
0.9	48	02/12→					
0.9	57	02/12→					
0.9	59	12/13→					
0.9	63	02/12→					
0.9 4x4	63	09/12→					
0.9 4x4	66	06/14→					
0.9 Natural Power	59	01/15→					
0.9 Natural Power	63	07/12→					
1.2	51	02/12→					
1.2 LPG	51	06/12→					
1.3 D Multijet	55	02/12→					
1.3 D Multijet	70	04/15→					
1.3 D Multijet 4x4	55	06/12→					
1.3 D Multijet 4x4	59	06/14→					
1.3 D Multijet 4x4	70	04/15→					
<b>Führungsbolzen, Bremssattel</b>							
0.9	44	12/13→				11.8171-0008.1 990049	ATE
0.9	48	02/12→					
1.2	51	02/12→					
1.2 LPG	51	06/12→					
 <b>Bremsschlauch</b>							
0.9	44	12/13→	←		2	24.5112-0356.3 331129	L= 355
0.9	48	02/12→					
0.9	57	02/12→					
0.9	59	12/13→					
0.9	63	02/12→					
0.9 4x4	63	09/12→					
0.9 4x4	66	06/14→					
0.9 Natural Power	59	01/15→					
0.9 Natural Power	63	07/12→					
1.2	51	02/12→					
1.2 LPG	51	06/12→					
1.3 D Multijet	55	02/12→					
1.3 D Multijet	70	04/15→					
1.3 D Multijet 4x4	55	06/12→					
1.3 D Multijet 4x4	59	06/14→					
1.3 D Multijet 4x4	70	04/15→					
<b>FIAT - PANDA Van (141_) 01/86→02/04</b>							
 <b>Bremsschlauch</b>							
1.1	40	09/00→02/04	←	→ 12/02	2	24.5112-0433.3 330522	L= 434
1.1 4x4	40	09/00→02/04					
1000 i.e	33	08/92→02/04	→	→ 12/02	2	24.5112-0185.3 330654	L= 185 + Halter

	kw			 	! #		
<b>FIAT - PANDA Van (169_) 03/04→</b>							
 <b>Bremssattel</b>							
1.1 (169CXA1A) 1.2	40 44	09/04→ 09/04→	←	☐; → 06/07		24.3481-1743.5 240305	BDX Ø 48 - Halter
			←	☐; 07/07→ 06/13		24.3481-1743.5 240305	BDX Ø 48 - Halter
			←	☐; 07/07→ 06/13		24.3481-1744.5 240306	BDX Ø 48 - Halter
			←	☐; → 06/07		24.3481-1744.5 240306	BDX Ø 48 - Halter
1.2	51	09/10→	←	☐; → 06/13		24.3481-1743.5 240305	BDX Ø 48 - Halter
			←	☐; → 06/13		24.3481-1744.5 240306	BDX Ø 48 - Halter
1.2 4x4	44	09/04→	→	☐; 10/04→ 06/13		24.3347-1715.5 240719	TRW Ø 34 - Halter
			→	☐; 10/04→ 06/13		24.3347-1716.5 240720	TRW Ø 34 - Halter
1.2 4x4	51	09/10→	→	☐; 10/10→ 06/13		24.3347-1715.5 240719	TRW Ø 34 - Halter
			→	☐; 10/10→ 06/13		24.3347-1716.5 240720	TRW Ø 34 - Halter
1.3 D Multijet 4x4	51	10/04→12/06	←	☐		24.3541-1769.5 240601	BOS Ø 54 - Halter
			←	☐		24.3541-1770.5 240602	BOS Ø 54 - Halter
			→	☐		24.3347-1715.5 240719	TRW Ø 34 - Halter
			→	☐		24.3347-1716.5 240720	TRW Ø 34 - Halter
1.3 D Multijet 4x4	55	01/06→	←	☐; → 06/13		24.3541-1769.5 240601	BOS Ø 54 - Halter
			←	☐; → 06/13		24.3541-1770.5 240602	BOS Ø 54 - Halter
			→	☐; → 06/13		24.3347-1715.5 240719	TRW Ø 34 - Halter
			→	☐; → 06/13		24.3347-1716.5 240720	TRW Ø 34 - Halter
 <b>Bremsschlauch</b>							
1.1 (169CXA1A) 1.2	40 44	09/04→ 09/04→	←	→ 06/13	2	24.5112-0440.3 330887	L= 440
1.2	51	09/10→	→	→ 06/13	2	24.5228-0165.3 330879	L= 165
1.2 LPG	44	04/09→					
1.3 D Multijet	51	03/04→					
1.4 Natural Power	57	10/09→					
1.2 4x4	44	09/04→	←	10/04→ 06/13	2	24.5119-0477.3 330991	L= 477
			→	10/04→ 06/13	2	83.7101-9219.3 330903	L= 218,5
1.2 4x4	51	09/10→	←	10/10→ 06/13	2	24.5119-0477.3 330991	L= 477
			→	10/10→ 06/13	2	83.7101-9219.3 330903	L= 218,5
1.2 LPG	51	09/10→	←	11/10→ 06/13	2	24.5112-0440.3 330887	L= 440
			→	11/10→ 06/13	2	24.5228-0165.3 330879	L= 165
1.2 Natural Power	44	01/07→11/09	←		2	24.5112-0440.3 330887	L= 440
			→		2	24.5228-0165.3 330879	L= 165
1.3 D Multijet	55	01/06→	←	06/06→ 06/13	2	24.5112-0440.3 330887	L= 440
			→	06/06→ 06/13	2	24.5228-0165.3 330879	L= 165
1.3 D Multijet 4x4	51	10/04→12/06	←		2	24.5119-0477.3 330991	L= 477
			→		2	83.7101-9219.3 330903	L= 218,5
1.3 D Multijet 4x4	55	01/06→	←	→ 06/13	2	24.5119-0477.3 330991	L= 477
			→	→ 06/13	2	83.7101-9219.3 330903	L= 218,5
<b>FIAT - PANDA VAN (312_, 519_) 02/12→</b>							
 <b>Bremssattel</b>							
0.9 1.2	48 51	02/12→ 02/12→	←	☐		11.9541-9831.2 220953	ATE Ø 54 - Halter
1.2 LPG	51	06/12→	←	☐		11.9541-9832.2 220954	ATE Ø 54 - Halter
<b>Feder, Bremssattel</b>							
0.9 0.9 0.9 0.9 4x4 0.9 Natural Power 0.9 Natural Power 1.2 1.2 LPG 1.3 D Multijet 1.3 D Multijet 1.3 D Multijet 4x4 1.3 D Multijet 4x4 ↓	48 59 63 63 59 63 51 51 55 59 55 59	02/12→ 12/13→ 02/12→ 09/12→ 01/15→ 07/12→ 02/12→ 06/12→ 02/12→ 12/15→ 06/12→ 06/14→	←		2	11.8116-0264.1 390594	ATE



	kw					! #		
<b>FIAT - PANDA VAN (312_, 519_) 02/12→</b>								
<b>Führungsbolzen, Bremsattel</b>								
0.9	48	02/12→				11.8171-0008.1	990049	ATE
1.2	51	02/12→						
1.2 LPG	51	06/12→						
<b> Bremsschlauch</b>								
0.9	48	02/12→	←			2	24.5112-0356.3	331129 L= 355
0.9	59	12/13→						
0.9	63	02/12→						
0.9 4x4	63	09/12→						
0.9 Natural Power	59	01/15→						
0.9 Natural Power	63	07/12→						
1.2	51	02/12→						
1.2 LPG	51	06/12→						
1.3 D Multijet	55	02/12→						
1.3 D Multijet	59	12/15→						
1.3 D Multijet 4x4	55	06/12→						
1.3 D Multijet 4x4	59	06/14→						
<b>FIAT - PUNTO (176_) 09/93→09/99</b>								
<b> Bremsattel</b>								
1.2 16V	63	04/97→09/99	←	☐; 06/97→			24.3481-1751.5	240285 BDX Ø 48 - Halter
			←	☐; 06/97→			24.3481-1752.5	240286 BDX Ø 48 - Halter
1.6	65	01/94→04/97	←	☐; 03/94→			24.3481-1703.5	240051 TRW Ø 48 - Halter
			←	☐; 03/94→			24.3481-1704.5	240052 TRW Ø 48 - Halter
1.7 D	42	04/94→09/97	←	☐; 01/95→ 05/97			24.3481-1743.5	240305 BDX Ø 48 - Halter
			←	☐; 01/95→ 05/97			24.3481-1744.5	240306 BDX Ø 48 - Halter
1.7 TD	51	01/94→09/99	←	☐; → 05/97			24.3481-1703.5	240051 TRW Ø 48 - Halter
1.7 TD	52	01/94→09/99	←	☐; → 05/97			24.3481-1704.5	240052 TRW Ø 48 - Halter
1.7 TD (176AT)	46	09/96→09/99	←	☐; 06/97→			24.3481-1751.5	240285 BDX Ø 48 - Halter
			←	☐; 06/97→			24.3481-1752.5	240286 BDX Ø 48 - Halter
55 1.1	40	09/93→09/99	←	☐; 11/93→			24.3481-1743.5	240305 BDX Ø 48 - Halter
			←	☐; 11/93→			24.3481-1744.5	240306 BDX Ø 48 - Halter
60 1.2	43	01/94→09/99	←	☐			24.3481-1703.5	240051 TRW Ø 48 - Halter
			←	☐			24.3481-1743.5	240305 BDX Ø 48 - Halter
			←	☐			24.3481-1704.5	240052 TRW Ø 48 - Halter
			←	☐			24.3481-1744.5	240306 BDX Ø 48 - Halter
60 1.2 (176AP, 176AR, 176AQ, 176BB)	44	09/93→09/99	←	☐; 11/93→			24.3481-1703.5	240051 TRW Ø 48 - Halter
75 1.2	54	10/93→09/99	←	☐; 11/93→			24.3481-1743.5	240305 BDX Ø 48 - Halter
			←	☐; 11/93→			24.3481-1704.5	240052 TRW Ø 48 - Halter
			←	☐; 11/93→			24.3481-1744.5	240306 BDX Ø 48 - Halter
<b>Zubehörsatz, Bremsattel</b>								
1.6	65	01/94→04/97	←	03/94→			24.0101-4301.2	260047 TRW
1.7 TD	51	01/94→09/99	←	→ 05/97			24.0101-4301.2	260047 TRW
1.7 TD	52	01/94→09/99	←					
1.7 TD (176AT)	46	09/96→09/99	←					
60 1.2	43	01/94→09/99	←				24.0101-4301.2	260047 TRW
60 1.2 (176AP, 176AR, 176AQ, 176BB)	44	09/93→09/99	←	11/93→			24.0101-4301.2	260047 TRW
75 1.2	54	10/93→09/99	←					
<b> Bremsschlauch</b>								
1.2 16V	63	04/97→09/99	←	☐; 06/97→; Schaltgetriebe			24.5112-0370.3	330515 L= 372
			←	☐; 06/97→; Schaltgetriebe			24.5112-0376.3	330514 L= 362
			←	☐; 06/97→; Automatikgetriebe			24.5112-0395.3	330521 L= 395
			←	☐; 06/97→; Automatikgetriebe			24.5112-0396.3	330520 L= 397
1.4 GT Turbo (176AD_)	98	10/93→03/97	←	☐; Schaltgetriebe			24.5112-0370.3	330515 L= 372
1.4 GT Turbo (176AS_)	96	09/96→07/99	←	☐; Schaltgetriebe			24.5112-0376.3	330514 L= 362
1.7 TD	51	01/94→09/99	←	☐; Schaltgetriebe			24.5112-0376.3	330514 L= 362
1.7 TD	52	01/94→09/99	←	☐; Automatikgetriebe			24.5112-0395.3	330521 L= 395
1.7 TD (176AT)	46	09/96→09/99	←	☐; Automatikgetriebe			24.5112-0396.3	330520 L= 397
60 1.2	43	01/94→09/99	←	☐; Automatikgetriebe			24.5112-0396.3	330520 L= 397
1.6	65	01/94→04/97	←	☐; 03/94→; Schaltgetriebe			24.5112-0370.3	330515 L= 372
			←	☐; 03/94→; Schaltgetriebe			24.5112-0376.3	330514 L= 362
			←	☐; 03/94→; Automatikgetriebe			24.5112-0395.3	330521 L= 395
↓								

	kw			 	! #		
<b>FIAT - PUNTO (176_) 09/93—09/99</b>							
 <b>Bremsschlauch</b>							
1.6	65	01/94→04/97	←	☐; 03/94→; Automatikgetriebe		24.5112-0396.3 330520	L= 397
1.7 D	42	04/94→09/97	←	☐; 01/95→ 05/97; Schaltgetriebe		24.5112-0370.3 330515	L= 372
			←	☐; 01/95→ 05/97; Schaltgetriebe		24.5112-0376.3 330514	L= 362
			←	☐; 01/95→ 05/97; Automatikgetriebe		24.5112-0395.3 330521	L= 395
			←	☐; 01/95→ 05/97; Automatikgetriebe		24.5112-0396.3 330520	L= 397
55 1.1 60 1.2 (176AP, 176AR, 176AQ, 176BB) 75 1.2	40 44	09/93→09/99 09/93→09/99	←	☐; 11/93→; Schaltgetriebe		24.5112-0370.3 330515	L= 372
			←	☐; 11/93→; Schaltgetriebe		24.5112-0376.3 330514	L= 362
	54	10/93→09/99	←	☐; 11/93→; Automatikgetriebe		24.5112-0395.3 330521	L= 395
			←	☐; 11/93→; Automatikgetriebe		24.5112-0396.3 330520	L= 397
<b>FIAT - PUNTO (188_) 09/99—07/12</b>							
 <b>Bremssattel</b>							
1.2 16V 80 (188.233, .235, .253, .255, .333, .353, .639,...	59	09/99→12/06	←	☐; 10/99→ 06/03; Schaltgetriebe		24.3481-1751.5 240285	BDX Ø 48 - Halter
			←	☐; 07/03→ 11/05; Schaltgetriebe		24.3481-1751.5 240285	BDX Ø 48 - Halter
			←	☐; 07/03→ 11/05; Schaltgetriebe		24.3481-1752.5 240286	BDX Ø 48 - Halter
			←	☐; 10/99→ 06/03; Schaltgetriebe		24.3481-1752.5 240286	BDX Ø 48 - Halter
			←	☐; 10/99→ 06/03; Vollautomatik		24.3541-1787.5 240289	ATE Ø 54 - Halter
			←	☐; 07/03→ 11/05; Automatikgetriebe		24.3541-1787.5 240289	ATE Ø 54 - Halter
			←	☐; 10/99→ 06/03; Vollautomatik		24.3541-1788.5 240290	ATE Ø 54 - Halter
			←	☐; 07/03→ 11/05; Automatikgetriebe		24.3541-1788.5 240290	ATE Ø 54 - Halter
1.2 60 (188.030, .050, .130, .150, .230, .250)	44	09/99→12/10	←	☐; 10/99→ 06/03		24.3481-1743.5 240305	BDX Ø 48 - Halter
			←	☐; 07/03→ 11/05		24.3481-1743.5 240305	BDX Ø 48 - Halter
			←	☐; 10/99→ 06/03		24.3481-1744.5 240306	BDX Ø 48 - Halter
			←	☐; 07/03→ 11/05		24.3481-1744.5 240306	BDX Ø 48 - Halter
1.2 Bifuel	44	08/07→03/12	←	☐; 10/09→		24.3541-1769.5 240601	BOS Ø 54 - Halter
			←	☐; 10/09→		24.3541-1770.5 240602	BOS Ø 54 - Halter
1.2 Natural Power	44	09/03→03/12	←	☐; → 11/05		24.3481-1743.5 240305	BDX Ø 48 - Halter
			←	☐; → 11/05		24.3481-1744.5 240306	BDX Ø 48 - Halter
1.3 JTD 16V	51	06/03→03/12	←	☐; 07/03→ 11/05		24.3541-1789.5 240291	ATE Ø 54 - Halter
			←	☐; 07/03→ 11/05		24.3541-1790.5 240292	ATE Ø 54 - Halter
1.4 1.4	70 71	09/03→03/12 11/05→03/12	←	☐; → 11/05		24.3541-1789.5 240291	ATE Ø 54 - Halter
			←	☐; → 11/05		24.3541-1790.5 240292	ATE Ø 54 - Halter
1.8 130 HGT (188.738, .718)	96	09/99→03/12	→	☐; 07/03→ 11/05		24.3347-1715.5 240719	TRW Ø 34 - Halter
			→	☐; 10/99→ 06/03		24.3347-1715.5 240719	TRW Ø 34 - Halter
			→	☐; 10/99→ 06/03		24.3347-1716.5 240720	TRW Ø 34 - Halter
			→	☐; 07/03→ 11/05		24.3347-1716.5 240720	TRW Ø 34 - Halter
1.9 DS 60 (188.031, .051, .231, .251)	44	09/99→03/12	←	☐; 10/99→ 06/03		24.3541-1787.5 240289	ATE Ø 54 - Halter
			←	☐; 10/99→ 06/03		24.3541-1788.5 240290	ATE Ø 54 - Halter
1.9 JTD	63	10/01→03/12	←	☐; 07/03→ 11/05		24.3541-1789.5 240291	ATE Ø 54 - Halter
			←	☐; → 06/03		24.3541-1789.5 240291	ATE Ø 54 - Halter
			←	☐; → 06/03		24.3541-1790.5 240292	ATE Ø 54 - Halter
			←	☐; 07/03→ 11/05		24.3541-1790.5 240292	ATE Ø 54 - Halter
1.9 JTD	74	06/03→03/12	→	☐; 07/03→ 11/05		24.3347-1715.5 240719	TRW Ø 34 - Halter
			→	☐; 07/03→ 11/05		24.3347-1716.5 240720	TRW Ø 34 - Halter
1.9 JTD 80 (188.237, .257, .337, .357)	59	09/99→03/12	←	☐; 10/99→ 06/03		24.3541-1789.5 240291	ATE Ø 54 - Halter
			←	☐; 10/99→ 06/03		24.3541-1790.5 240292	ATE Ø 54 - Halter
 <b>Bremsschlauch</b>							
1.2 16V 80 (188.233, .235, .253, .255, .333, .353, .639,...	59	09/99→12/06	←	07/03→ 11/05	2	24.5112-0454.3 331360	L= 454
			←	10/99→ 06/03	2	24.5112-0454.3 331360	L= 454
1.2 60 (188.030, .050, .130, .150, .230, .250)	44	09/99→12/10	→	07/03→ 11/05	2	24.5112-0220.3 330613	L= 220
			→	10/99→ 06/03	2	83.7201-9173.3 330868	L= 173
1.8 130 HGT (188.738, .718)	96	09/99→03/12					
↓							



### FIAT - PUNTO (188\_) 09/99→07/12

#### Bremsschlauch

1.2 Bifuel	44	08/07→03/12	←	10/09→	2	24.5112-0402.3	331297	L= 402
			→	am Bremsattel; 10/09→	2	24.5112-0142.3	331016	L= 142
			→	10/09→	2	24.5228-0216.3	330908	L= 215
1.2 Natural Power	44	09/03→03/12	←	→ 11/05	2	24.5112-0454.3	331360	L= 454
			→	→ 11/05	2	24.5112-0220.3	330613	L= 220
1.4	70	09/03→03/12	←	→ 11/05	2	24.5112-0220.3	330613	L= 220
	71	11/05→03/12	→	→ 11/05	2	24.5112-0220.3	330613	L= 220
1.3 JTD 16V	51	06/03→03/12	←	07/03→ 11/05	2	24.5112-0454.3	331360	L= 454
			→	07/03→ 11/05	2	24.5112-0220.3	330613	L= 220
1.9 JTD	74	06/03→03/12	←	07/03→ 11/05	2	24.5112-0220.3	330613	L= 220
			→	07/03→ 11/05	2	24.5112-0220.3	330613	L= 220
1.9 DS 60 (188.031, .051, .231, .251)	44	09/99→03/12	←	10/99→ 06/03	2	24.5112-0454.3	331360	L= 454
			→	10/99→ 06/03	2	83.7201-9173.3	330868	L= 173
1.9 JTD 80 (188.237, .257, .337, .357)	59	09/99→03/12	←	10/99→ 06/03	2	83.7201-9173.3	330868	L= 173
			→	10/99→ 06/03	2	83.7201-9173.3	330868	L= 173
1.9 JTD	63	10/01→03/12	←	07/03→ 11/05	2	24.5112-0454.3	331360	L= 454
			←	→ 06/03	2	24.5112-0454.3	331360	L= 454
			→	07/03→ 11/05	2	24.5112-0220.3	330613	L= 220
			→	→ 06/03	2	83.7201-9173.3	330868	L= 173

### FIAT - PUNTO (199\_) 03/12→

#### Bremsattel

0.9	74	12/13→	←	☐		24.3541-1769.5	240601	BOS Ø 54 - Halter
			→					
0.9 Bifuel	77	07/13→	←	☐		24.3541-1770.5	240602	BOS Ø 54 - Halter
0.9 Twinair Turbo	63	03/12→	←	☐				
1.2	63	03/12→	←	☐				
1.2	49	02/14→	←	☐				
1.2	51	03/12→	←	☐				
1.3 D Multijet	55	03/12→	←	☐		24.3541-1829.5	240721	BOS Ø 54 - Halter
1.3 D Multijet	59	12/13→	←	☐				
1.3 D Multijet	62	03/12→	←	☐		24.3541-1830.5	240722	BOS Ø 54 - Halter
1.3 D Multijet	70	03/12→	←	☐				
1.3 JTD Multijet (199.AYR1A, 199.BYR1A)	66	05/18→	←	☐				
1.4	55	03/12→	←	☐				
1.4	57	03/12→	←	☐				
1.4 Bifuel	57	03/12→	←	☐				
1.4 Multi Air	77	03/12→	←	☐				
1.4 Natural Power	57	03/12→	←	☐				
1.4 Turbo Multi Air	99	03/12→	←	☐				














#### Bremsschlauch

0.9	74	12/13→	←		2	24.5112-0402.3	331297	L= 402
			→	am Bremsattel	2	24.5112-0142.3	331016	L= 142
			→		2	24.5228-0216.3	330908	L= 215
0.9 Bifuel	77	07/13→	←					
0.9 Twinair Turbo	63	03/12→	←					
1.2	63	03/12→	←					
1.2	49	02/14→	←					
1.2	51	03/12→	←					
1.3 D Multijet	55	03/12→	←					
1.3 D Multijet	59	12/13→	←					
1.3 D Multijet	62	03/12→	←					
1.3 D Multijet	70	03/12→	←					
1.3 JTD Multijet (199.AYR1A, 199.BYR1A)	66	05/18→	←					
1.4	55	03/12→	←					
1.4	57	03/12→	←					
1.4 Bifuel	57	03/12→	←					
1.4 Multi Air	77	03/12→	←					
1.4 Natural Power	57	03/12→	←					
1.4 Turbo Multi Air	99	03/12→	←					













### FIAT - PUNTO Cabriolet (176\_) 04/94→06/00














#### Bremsattel

60 1.2	43	04/94→06/00	←	☐		24.3481-1703.5	240051	TRW Ø 48 - Halter
			→					
60 1.2 (176AR_, 176BR_)	44	05/95→06/00	←	☐		24.3481-1743.5	240305	BDX Ø 48 - Halter
			←	☐		24.3481-1704.5	240052	TRW Ø 48 - Halter
85 16V 1.2	63	04/97→06/00	←	☐	☐; 06/97→	24.3481-1744.5	240306	BDX Ø 48 - Halter
			←	☐	☐; 06/97→	24.3481-1751.5	240285	BDX Ø 48 - Halter
90 1.6	65	04/94→04/97	←	☐		24.3481-1752.5	240286	BDX Ø 48 - Halter
			←	☐		24.3481-1703.5	240051	TRW Ø 48 - Halter
↓								

	kw					! #			
<b>FIAT - PUNTO Cabriolet (176_) 04/94→06/00</b>									
 <b>Bremssattel</b>									
90 1.6	65	04/94→04/97	←	<input type="checkbox"/>		24.3481-1704.5	240052	TRW Ø 48 - Halter	
<b>Zubehörsatz, Bremssattel</b>									
60 1.2	43	04/94→06/00	←			24.0101-4301.2	260047	TRW	
60 1.2 (176AR_, 176BR_)	44	05/95→06/00							
90 1.6	65	04/94→04/97							
 <b>Bremsschlauch</b>									
60 1.2	43	04/94→06/00	←	<input type="checkbox"/>	Schaltgetriebe	24.5112-0370.3	330515	L= 372	
60 1.2 (176AR_, 176BR_)	44	05/95→06/00	←	<input type="checkbox"/>	Schaltgetriebe	24.5112-0376.3	330514	L= 362	
90 1.6	65	04/94→04/97	←	<input type="checkbox"/>	Automatikgetriebe	24.5112-0395.3	330521	L= 395	
			←	<input type="checkbox"/>	Automatikgetriebe	24.5112-0396.3	330520	L= 397	
85 16V 1.2	63	04/97→06/00	←	<input type="checkbox"/>	06/97→; Schaltgetriebe	24.5112-0370.3	330515	L= 372	
			←	<input type="checkbox"/>	06/97→; Schaltgetriebe	24.5112-0376.3	330514	L= 362	
			←	<input type="checkbox"/>	06/97→; Automatikgetriebe	24.5112-0395.3	330521	L= 395	
			←	<input type="checkbox"/>	06/97→; Automatikgetriebe	24.5112-0396.3	330520	L= 397	
<b>FIAT - PUNTO EVO (199_) 07/08→</b>									
 <b>Bremssattel</b>									
1.2	48	10/09→02/12	←	<input type="checkbox"/>		24.3541-1769.5	240601	BOS Ø 54 - Halter	
1.2	51	10/09→02/12	←	<input type="checkbox"/>					
1.3 D Multijet	51	07/08→02/12	←	<input type="checkbox"/>		24.3541-1770.5	240602	BOS Ø 54 - Halter	
1.3 D Multijet	55	10/09→02/12	←	<input type="checkbox"/>		24.3541-1829.5	240721	BOS Ø 54 - Halter	
1.3 D Multijet	62	10/09→02/12	←	<input type="checkbox"/>					
1.3 D Multijet	66	10/09→02/12	←	<input type="checkbox"/>		24.3541-1830.5	240722	BOS Ø 54 - Halter	
1.3 D Multijet	70	10/09→02/12							
1.3 D Multijet (199BXC1A)	56	09/10→02/12							
1.4	57	10/09→02/12							
1.4 16V	77	10/09→02/12							
1.4 16V (199AXW1A)	99	10/09→02/12							
1.4 LPG	57	06/09→02/12							
1.4 Natural Power	57	10/09→02/12							
1.6 D Multijet	88	10/09→02/12							
1.4	55	07/09→02/12	←	<input type="checkbox"/>	10/09→	24.3541-1829.5	240721	BOS Ø 54 - Halter	
			←	<input type="checkbox"/>	10/09→	24.3541-1830.5	240722	BOS Ø 54 - Halter	
 <b>Bremsschlauch</b>									
1.2	48	10/09→02/12	←			2	24.5112-0402.3	331297	L= 402
1.2	51	10/09→02/12							
1.3 D Multijet	51	07/08→02/12	→		am Bremssattel	2	24.5112-0142.3	331016	L= 142
1.3 D Multijet	55	10/09→02/12	→			2	24.5228-0216.3	330908	L= 215
1.3 D Multijet	62	10/09→02/12							
1.3 D Multijet	66	10/09→02/12							
1.3 D Multijet	70	10/09→02/12							
1.3 D Multijet (199BXC1A)	56	09/10→02/12							
1.4	57	10/09→02/12							
1.4 16V	77	10/09→02/12							
1.4 16V (199AXW1A)	99	10/09→02/12							
1.4 LPG	57	06/09→02/12							
1.4 Natural Power	57	10/09→02/12							
1.6 D Multijet	88	10/09→02/12							
1.4	55	07/09→02/12	←		10/09→	2	24.5112-0402.3	331297	L= 402
			→		am Bremssattel; 10/09→	2	24.5112-0142.3	331016	L= 142
			→		10/09→	2	24.5228-0216.3	330908	L= 215
<b>FIAT - PUNTO EVO Van (199_) 03/09→02/12</b>									
 <b>Bremssattel</b>									
1.3 D Multijet (199.AXT1A, 199.AXC1A)	55	03/09→02/12	←	<input type="checkbox"/>		24.3541-1829.5	240721	BOS Ø 54 - Halter	
1.3 D Multijet (199.AXU1A)	70	03/09→02/12	←	<input type="checkbox"/>	10/09→	24.3541-1830.5	240722	BOS Ø 54 - Halter	
1.4 (199.AXB1A)	57	03/09→02/12							
 <b>Bremsschlauch</b>									
1.3 D Multijet (199.AXT1A, 199.AXC1A)	55	03/09→02/12	←			2	24.5112-0402.3	331297	L= 402
			→		am Bremssattel	2	24.5112-0142.3	331016	L= 142
↓									



	kw					! #		
<b>FIAT - PUNTO EVO Van (199_) 03/09→02/12</b>								
 <b>Bremsschlauch</b>								
1.3 D Multijet (199.AXU1A)	70	03/09→02/12	➔			2	24.5228-0216.3	330908 L= 215
1.4 (199.AXB1A)	57	03/09→02/12						
<b>FIAT - PUNTO Van (176_) 04/96→02/00</b>								
 <b>Bremssattel</b>								
1.1	40	04/96→02/00	←	☐; → 09/99			24.3481-1743.5	240305 BDX Ø 48 - Halter
			←	☐; → 09/99			24.3481-1744.5	240306 BDX Ø 48 - Halter
1.7 D	42	04/96→02/00	←	☐; → 05/97			24.3481-1743.5	240305 BDX Ø 48 - Halter
			←	☐; → 05/97			24.3481-1744.5	240306 BDX Ø 48 - Halter
1.7 TD	46	09/96→09/99	←	☐; → 05/97			24.3481-1703.5	240051 TRW Ø 48 - Halter
			←	☐; → 05/97			24.3481-1704.5	240052 TRW Ø 48 - Halter
			←	☐; 06/97→			24.3481-1751.5	240285 BDX Ø 48 - Halter
			←	☐; 06/97→			24.3481-1752.5	240286 BDX Ø 48 - Halter
1.7 TD	52	04/96→02/00	←	☐; → 05/97			24.3481-1703.5	240051 TRW Ø 48 - Halter
			←	☐; → 05/97			24.3481-1704.5	240052 TRW Ø 48 - Halter
			←	☐; 06/97→ 09/99			24.3481-1751.5	240285 BDX Ø 48 - Halter
			←	☐; 06/97→ 09/99			24.3481-1752.5	240286 BDX Ø 48 - Halter
<b>Zubehörsatz, Bremssattel</b>								
1.7 TD	46	09/96→09/99	←	→ 05/97			24.0101-4301.2	260047 TRW
1.7 TD	52	04/96→02/00						
 <b>Bremsschlauch</b>								
1.1	40	04/96→02/00	←	☐; → 09/99; Schaltgetriebe			24.5112-0370.3	330515 L= 372
1.7 TD	52	04/96→02/00	←	☐; → 09/99; Schaltgetriebe			24.5112-0376.3	330514 L= 362
			←	☐; → 09/99; Automatikgetriebe			24.5112-0395.3	330521 L= 395
			←	☐; → 09/99; Automatikgetriebe			24.5112-0396.3	330520 L= 397
1.7 D	42	04/96→02/00	←	☐; → 05/97; Schaltgetriebe			24.5112-0370.3	330515 L= 372
			←	☐; → 05/97; Schaltgetriebe			24.5112-0376.3	330514 L= 362
			←	☐; → 05/97; Automatikgetriebe			24.5112-0395.3	330521 L= 395
			←	☐; → 05/97; Automatikgetriebe			24.5112-0396.3	330520 L= 397
1.7 TD	46	09/96→09/99	←	☐; Schaltgetriebe			24.5112-0370.3	330515 L= 372
			←	☐; Schaltgetriebe			24.5112-0376.3	330514 L= 362
			←	☐; Automatikgetriebe			24.5112-0395.3	330521 L= 395
			←	☐; Automatikgetriebe			24.5112-0396.3	330520 L= 397
<b>FIAT - PUNTO Van (188_) 02/00→10/09</b>								
 <b>Bremssattel</b>								
1.2 60	44	02/00→10/09	←	☐; → 06/03			24.3481-1743.5	240305 BDX Ø 48 - Halter
			←	☐; → 06/03			24.3481-1744.5	240306 BDX Ø 48 - Halter
1.3 D Multijet	55	02/05→10/09	←	☐; → 11/05			24.3541-1789.5	240291 ATE Ø 54 - Halter
			←	☐; → 11/05			24.3541-1790.5	240292 ATE Ø 54 - Halter
1.3 JTD	51	06/03→10/05	←	☐; 07/03→			24.3541-1789.5	240291 ATE Ø 54 - Halter
			←	☐; 07/03→			24.3541-1790.5	240292 ATE Ø 54 - Halter
1.9 D 60	44	02/00→10/09	←	☐; → 06/03			24.3541-1787.5	240289 ATE Ø 54 - Halter
			←	☐; → 06/03			24.3541-1788.5	240290 ATE Ø 54 - Halter
1.9 JTD	63	02/00→10/09	←	☐; → 06/03			24.3541-1789.5	240291 ATE Ø 54 - Halter
			←	☐; → 06/03			24.3541-1790.5	240292 ATE Ø 54 - Halter
 <b>Bremsschlauch</b>								
1.2 60	44	02/00→10/09	←	→ 06/03		2	24.5112-0454.3	331360 L= 454
1.9 D 60	44	02/00→10/09	➔	→ 06/03		2	83.7201-9173.3	330868 L= 173
1.9 JTD	63	02/00→10/09						
1.3 D Multijet	55	02/05→10/09	←	→ 11/05		2	24.5112-0454.3	331360 L= 454
			➔	→ 11/05		2	24.5112-0220.3	330613 L= 220
1.3 JTD	51	06/03→10/05	←	07/03→		2	24.5112-0454.3	331360 L= 454
			➔	07/03→		2	24.5112-0220.3	330613 L= 220

	kw			 	! #		
<b>FIAT - PUNTO Van (199_) 02/06→</b>							
 <b>Bremssattel</b>							
0.9 Twinair Turbo	63	03/12→	←	☐		24.3541-1769.5 240601	BOS Ø 54 - Halter
			←	☐		24.3541-1770.5 240602	BOS Ø 54 - Halter
1.3 D Multijet	55	04/08→	←	☐; → 01/11		24.3541-1769.5 240601	BOS Ø 54 - Halter
			←	☐; → 01/11		24.3541-1770.5 240602	BOS Ø 54 - Halter
1.3 D Multijet	62	03/12→	←	☐		24.3541-1829.5 240721	BOS Ø 54 - Halter
1.3 D Multijet	66	01/10→02/12	←	☐		24.3541-1830.5 240722	BOS Ø 54 - Halter
1.3 D Multijet	70	03/09→	←	☐; 10/09→		24.3541-1829.5 240721	BOS Ø 54 - Halter
1.4 (199.BXB1A)	57	02/06→06/13	←	☐; 10/09→		24.3541-1830.5 240722	BOS Ø 54 - Halter
1.4 Natural Power	57	03/09→	←	☐; 10/09→		24.3541-1830.5 240722	BOS Ø 54 - Halter
1.4 LPG (199AXB1A)	57	03/09→	←	☐; 06/09→		24.3541-1829.5 240721	BOS Ø 54 - Halter
			←	☐; 06/09→		24.3541-1830.5 240722	BOS Ø 54 - Halter
 <b>Bremsschlauch</b>							
0.9 Twinair Turbo	63	03/12→	←		2	24.5112-0402.3 331297	L= 402
1.3 D Multijet	62	03/12→	→	am Bremssattel	2	24.5112-0142.3 331016	L= 142
1.3 D Multijet	66	01/10→02/12	→		2	24.5228-0216.3 330908	L= 215
1.3 D Multijet	55	04/08→	←	→ 01/11	2	24.5112-0402.3 331297	L= 402
			→	am Bremssattel; → 01/11	2	24.5112-0142.3 331016	L= 142
			→	→ 01/11	2	24.5228-0216.3 330908	L= 215
1.3 D Multijet	70	03/09→	←	10/09→	2	24.5112-0402.3 331297	L= 402
1.4 (199.BXB1A)	57	02/06→06/13	→	am Bremssattel; 10/09→	2	24.5112-0142.3 331016	L= 142
1.4 Natural Power	57	03/09→	→	10/09→	2	24.5228-0216.3 330908	L= 215
1.4 LPG (199AXB1A)	57	03/09→	←	06/09→	2	24.5112-0402.3 331297	L= 402
			→	am Bremssattel; 06/09→	2	24.5112-0142.3 331016	L= 142
			→	06/09→	2	24.5228-0216.3 330908	L= 215
<b>FIAT - QUBO (225_) 02/08→</b>							
 <b>Bremssattel</b>							
1.3 D Multijet	55	02/08→	←	☐; 09/08→		24.3541-1769.5 240601	BOS Ø 54 - Halter
1.4	54	02/08→	←	☐; 09/08→		24.3541-1770.5 240602	BOS Ø 54 - Halter
1.3 D Multijet	59	03/15→	←	☐		24.3541-1769.5 240601	BOS Ø 54 - Halter
1.4	57	10/09→	←	☐		24.3541-1770.5 240602	BOS Ø 54 - Halter
1.4 Natural Power	57	10/09→	←	☐		24.3541-1770.5 240602	BOS Ø 54 - Halter
1.3 D Multijet	70	07/10→	←	☐		24.3541-1829.5 240721	BOS Ø 54 - Halter
			←	☐		24.3541-1830.5 240722	BOS Ø 54 - Halter
 <b>Bremsschlauch</b>							
1.3 D Multijet	55	02/08→	←	09/08→	2	24.5112-0402.3 331297	L= 402
1.4	54	02/08→	→	09/08→	2	24.5228-0181.3 331279	L= 180
1.3 D Multijet	59	03/15→	←		2	24.5112-0402.3 331297	L= 402
1.3 D Multijet	70	07/10→	→		2	24.5228-0181.3 331279	L= 180
1.4	57	10/09→	→		2	24.5228-0181.3 331279	L= 180
1.4 Natural Power	57	10/09→	→		2	24.5228-0181.3 331279	L= 180
<b>FIAT - SCUDO (270_, 272_) 01/07→</b>							
 <b>Bremssattel</b>							
1.6 D Multijet	66	01/07→	←	☐; Trommelbremse		24.3451-1725.5 240619	TRW Ø1 45 Ø2 48 - Halter
1.6 D Multijet	66	02/11→	←	☐; Trommelbremse		24.3451-1726.5 240620	TRW Ø1 45 Ø2 48 - Halter
 <b>Bremsschlauch</b>							
1.6 D Multijet	66	01/07→	←		2	24.5144-0455.3 331201	L= 455
2.0 D Multijet	88	01/07→	→	06/07→; nicht für verlängerten Radstand	2	24.5239-0240.3 331170	L= 240
2.0 D Multijet	100	01/07→	→	06/07→; für verlängerten Radstand	2	24.5239-0355.3 331243	L= 355
1.6 D Multijet	66	02/11→	←		2	24.5144-0455.3 331201	L= 455
2.0 D Multijet	94	04/11→	→	nicht für verlängerten Radstand	2	24.5239-0240.3 331170	L= 240
2.0 D Multijet	120	07/10→	→	für verlängerten Radstand	2	24.5239-0355.3 331243	L= 355
2.0 D Multijet 4x4	94	04/11→	→	für verlängerten Radstand	2	24.5239-0355.3 331243	L= 355
2.0 D Multijet 4x4	88	01/07→	←	04/11→	2	24.5144-0455.3 331201	L= 455
2.0 D Multijet 4x4	100	01/07→	→	04/11→; nicht für verlängerten Radstand	2	24.5239-0240.3 331170	L= 240
			→	04/11→; für verlängerten Radstand	2	24.5239-0355.3 331243	L= 355

**FIAT - SCUDO Combinato (220\_) 02/96→12/06**

**Bremssattel**

1.6	58	02/96→12/06	←	☐; → 09/03		24.3571-1709.5	240153	TRW Ø 57 - Halter
1.9 D	51	04/98→12/06	←	☐; → 09/03		24.3571-1710.5	240154	TRW Ø 57 - Halter
1.9 TD	68	02/96→12/06	←	☐		24.3571-1711.5	240159	BDX Ø 57 - Halter
1.9 TD Eco	66	02/96→12/06	←	☐		24.3571-1712.5	240160	BDX Ø 57 - Halter
2.0 16V	100	06/00→12/06	←	☐; 10/03→		24.3601-1711.7	220607	TRW Ø 60 - Halter
2.0 JTD	80	12/99→12/06	←	☐; 10/03→		24.3601-1712.7	220608	TRW Ø 60 - Halter
1.9 D	51	02/96→04/98	←	☐		24.3571-1709.5	240153	TRW Ø 57 - Halter
			←	☐		24.3571-1710.5	240154	TRW Ø 57 - Halter
			←	☐		24.3571-1712.5	240160	BDX Ø 57 - Halter
2.0 JTD	69	01/04→12/06	←	☐		24.3571-1711.5	240159	BDX Ø 57 - Halter
			←	☐		24.3601-1711.7	220607	TRW Ø 60 - Halter
			←	☐		24.3571-1712.5	240160	BDX Ø 57 - Halter
			←	☐		24.3601-1712.7	220608	TRW Ø 60 - Halter
2.0 JTD 16V	80	05/99→12/06	←	☐; 12/99→ 09/03		24.3571-1709.5	240153	TRW Ø 57 - Halter
			←	☐; 12/99→ 09/03		24.3571-1710.5	240154	TRW Ø 57 - Halter
			←	☐; 12/99→		24.3571-1711.5	240159	BDX Ø 57 - Halter
			←	☐; 12/99→		24.3571-1712.5	240160	BDX Ø 57 - Halter
			←	☐; 10/03→		24.3601-1711.7	220607	TRW Ø 60 - Halter
			←	☐; 10/03→		24.3601-1712.7	220608	TRW Ø 60 - Halter

**Bremsschlauch**

1.6	58	02/96→12/06	←		2	24.5118-0471.3	330528	L= 473
1.9 D	51	02/96→04/98	→		2	24.5229-0251.3	330535	L= 250
1.9 D	51	04/98→12/06	→					
1.9 TD	68	02/96→12/06	←					
1.9 TD Eco	66	02/96→12/06	←					
2.0 16V	100	06/00→12/06	←					
2.0 JTD	69	01/04→12/06	←		2	24.5111-0462.3	330555	L= 460
2.0 JTD	80	12/99→12/06	→		2	24.5229-0251.3	330535	L= 250
2.0 JTD 16V	80	05/99→12/06	←	12/99→	2	24.5111-0462.3	330555	L= 460
			→	12/99→	2	24.5229-0251.3	330535	L= 250































**FIAT - SCUDO Kasten (220\_) 02/96→12/06**

**Bremssattel**

1.6	58	02/96→12/06	←	☐; → 09/03		24.3571-1709.5	240153	TRW Ø 57 - Halter
1.9 D	51	02/96→12/06	←	☐; → 09/03		24.3571-1710.5	240154	TRW Ø 57 - Halter
1.9 D	51	04/98→12/06	←	☐		24.3571-1711.5	240159	BDX Ø 57 - Halter
1.9 TD	66	02/96→12/06	←	☐		24.3571-1712.5	240160	BDX Ø 57 - Halter
1.9 TD	68	02/98→12/06	←	☐; 10/03→		24.3601-1711.7	220607	TRW Ø 60 - Halter
2.0 JTD	80	12/02→12/06	←	☐; 10/03→		24.3601-1712.7	220608	TRW Ø 60 - Halter
2.0	100	05/00→12/06	←	☐; 06/00→ 09/03		24.3571-1709.5	240153	TRW Ø 57 - Halter
			←	☐; 06/00→ 09/03		24.3571-1710.5	240154	TRW Ø 57 - Halter
			←	☐; 06/00→		24.3571-1711.5	240159	BDX Ø 57 - Halter
			←	☐; 06/00→		24.3571-1712.5	240160	BDX Ø 57 - Halter
			←	☐; 10/03→		24.3601-1711.7	220607	TRW Ø 60 - Halter
			←	☐; 10/03→		24.3601-1712.7	220608	TRW Ø 60 - Halter
2.0 JTD	69	10/99→12/06	←	☐; 12/99→ 09/03		24.3571-1709.5	240153	TRW Ø 57 - Halter
2.0 JTD 16V	80	05/99→12/06	←	☐; 12/99→ 09/03		24.3571-1710.5	240154	TRW Ø 57 - Halter
			←	☐; 12/99→		24.3571-1711.5	240159	BDX Ø 57 - Halter
			←	☐; 12/99→		24.3571-1712.5	240160	BDX Ø 57 - Halter
			←	☐; 10/03→		24.3601-1711.7	220607	TRW Ø 60 - Halter
			←	☐; 10/03→		24.3601-1712.7	220608	TRW Ø 60 - Halter

















**Bremsschlauch**














1.6	58	02/96→12/06	←		2	24.5118-0471.3	330528	L= 473
1.9 D	51	02/96→12/06	→		2	24.5229-0251.3	330535	L= 250
1.9 D	51	04/98→12/06	→					

	kw			 	! #		
<b>FIAT - SCUDO Kasten (220_) 02/96→12/06</b>							
 <b>Bremsschlauch</b>							
1.9 TD	66	02/96→12/06	←		2	24.5118-0471.3 330528	L= 473
1.9 TD	68	02/98→12/06	→		2	24.5229-0251.3 330535	L= 250
2.0	100	05/00→12/06	←	06/00→	2	24.5118-0471.3 330528	L= 473
			→	06/00→	2	24.5229-0251.3 330535	L= 250
2.0 JTD	69	10/99→12/06	←	12/99→	2	24.5111-0462.3 330555	L= 460
2.0 JTD 16V	80	05/99→12/06	→	12/99→	2	24.5229-0251.3 330535	L= 250
2.0 JTD	80	12/02→12/06	←		2	24.5111-0462.3 330555	L= 460
			→		2	24.5229-0251.3 330535	L= 250
<b>FIAT - SCUDO Kasten (270_, 272_) 01/07→</b>							
 <b>Bremsattel</b>							
1.6 D Multijet	66	01/07→	←	 ; Trommelbremse		24.3451-1725.5 240619	TRW Ø1 45 Ø2 48 - Halter
1.6 D Multijet	66	02/11→	←	 ; Trommelbremse		24.3451-1726.5 240620	TRW Ø1 45 Ø2 48 - Halter
 <b>Bremsschlauch</b>							
1.6 D Multijet	66	01/07→	←		2	24.5144-0455.3 331201	L= 455
2.0 D Multijet	88	01/07→	→	06/07→; nicht für verlängerten Radstand	2	24.5239-0240.3 331170	L= 240
2.0 D Multijet	100	01/07→	→	06/07→; für verlängerten Radstand	2	24.5239-0355.3 331243	L= 355
1.6 D Multijet	66	02/11→	←		2	24.5144-0455.3 331201	L= 455
2.0 D Multijet	94	05/11→	→	nicht für verlängerten Radstand	2	24.5239-0240.3 331170	L= 240
2.0 D Multijet	120	07/10→	→		2	24.5239-0355.3 331243	L= 355
2.0 D Multijet 4x4	94	05/11→	→	für verlängerten Radstand	2	24.5239-0355.3 331243	L= 355
2.0 D Multijet 4x4	88	01/07→	←	04/11→	2	24.5144-0455.3 331201	L= 455
2.0 D Multijet 4x4	100	01/07→	→	04/11→; nicht für verlängerten Radstand	2	24.5239-0240.3 331170	L= 240
			→	04/11→; für verlängerten Radstand	2	24.5239-0355.3 331243	L= 355
<b>FIAT - SCUDO Pritsche/Fahrgestell (220_) 09/96→12/06</b>							
 <b>Bremsattel</b>							
1.6	58	09/96→12/06	←	 ; → 09/03		24.3571-1709.5 240153	TRW Ø 57 - Halter
1.9 D	51	04/98→12/06	←	 ; → 09/03		24.3571-1710.5 240154	TRW Ø 57 - Halter
1.9 TD	68	09/96→12/06	←			24.3571-1711.5 240159	BDX Ø 57 - Halter
2.0 JTD	80	12/02→12/06	←			24.3571-1712.5 240160	BDX Ø 57 - Halter
			←	 ; 10/03→		24.3601-1711.7 220607	TRW Ø 60 - Halter
			←	 ; 10/03→		24.3601-1712.7 220608	TRW Ø 60 - Halter
2.0 JTD	69	10/99→12/06	←	 ; 12/99→ 09/03		24.3571-1709.5 240153	TRW Ø 57 - Halter
2.0 JTD 16V	80	05/99→12/06	←	 ; 12/99→ 09/03		24.3571-1710.5 240154	TRW Ø 57 - Halter
			←	 ; 12/99→		24.3571-1711.5 240159	BDX Ø 57 - Halter
			←	 ; 12/99→		24.3571-1712.5 240160	BDX Ø 57 - Halter
			←	 ; 10/03→		24.3601-1711.7 220607	TRW Ø 60 - Halter
			←	 ; 10/03→		24.3601-1712.7 220608	TRW Ø 60 - Halter
 <b>Bremsschlauch</b>							
1.6	58	09/96→12/06	←		2	24.5118-0471.3 330528	L= 473
1.9 D	51	04/98→12/06	→		2	24.5229-0251.3 330535	L= 250
1.9 TD	68	09/96→12/06	→		2	24.5229-0251.3 330535	L= 250
2.0 JTD	69	10/99→12/06	←	12/99→	2	24.5111-0462.3 330555	L= 460
2.0 JTD 16V	80	05/99→12/06	→	12/99→	2	24.5229-0251.3 330535	L= 250
2.0 JTD	80	12/02→12/06	←		2	24.5111-0462.3 330555	L= 460
			→		2	24.5229-0251.3 330535	L= 250
<b>FIAT - SCUDO Pritsche/Fahrgestell (270_, 272_) 01/07→</b>							
 <b>Bremsattel</b>							
1.6 D Multijet	66	01/07→	←	 ; Trommelbremse		24.3451-1725.5 240619	TRW Ø1 45 Ø2 48 - Halter
			←	 ; Trommelbremse		24.3451-1726.5 240620	TRW Ø1 45 Ø2 48 - Halter
 <b>Bremsschlauch</b>							
1.6 D Multijet	66	01/07→	←		2	24.5144-0455.3 331201	L= 455
2.0 D Multijet	88	01/07→					





	kw					! #		
<b>FIAT - SCUDO Pritsche/Fahrgestell (270_, 272_) 01/07→</b>								
 <b>Bremsschlauch</b>								
2.0 D Multijet	100	01/07→	➔	06/07→; nicht für verlängerten Radstand	2	24.5239-0240.3	331170	L= 240
			➔	06/07→; für verlängerten Radstand	2	24.5239-0355.3	331243	L= 355
2.0 D Multijet	94	05/11→	➔		2	24.5144-0455.3	331201	L= 455
2.0 D Multijet	120	07/10→	➔	nicht für verlängerten Radstand	2	24.5239-0240.3	331170	L= 240
			➔	für verlängerten Radstand	2	24.5239-0355.3	331243	L= 355
<b>FIAT - SEDICI (FY_) 06/06→10/14</b>								
 <b>Bremsschlauch</b>								
1.6 16V	79	06/06→10/14	➔		2	24.5273-0375.3	331147	L= 375
1.6 16V	88	06/06→10/14	➔		2	24.5279-0300.3	331135	L= 300
1.6 16V 4x4	79	06/06→10/14	➔		2	24.5279-0300.3	331135	L= 300
1.6 16V 4x4	88	06/06→10/14	➔		2	24.5279-0300.3	331135	L= 300
1.9 D Multijet	88	06/06→10/11	➔		2	24.5279-0300.3	331135	L= 300
1.9 D Multijet 4x4	88	06/06→10/11	➔		2	24.5279-0300.3	331135	L= 300
2.0 D Multijet	99	06/06→10/14	➔		2	24.5279-0300.3	331135	L= 300
2.0 D Multijet 4x4	99	06/06→10/14	➔		2	24.5279-0300.3	331135	L= 300
<b>FIAT - SEICENTO / 600 (187_) 11/97→01/10</b>								
 <b>Bremssattel</b>								
0.9 (187AXA, 187AXA1A)	29	11/97→12/08	➔	☐; 04/98→ 03/08		24.3481-1743.5	240305	BDX Ø 48 - Halter
1.1 (187AXB, 187AXB1A, 187AXB1A, 187AXC1A02)	40	01/98→01/10	➔	☐; 04/98→ 03/08		24.3481-1744.5	240306	BDX Ø 48 - Halter
 <b>Bremsschlauch</b>								
0.9 (187AXA, 187AXA1A)	29	11/97→12/08	➔	04/98→ 03/08	2	24.5112-0445.3	330564	L= 445
1.1 (187AXB, 187AXB1A, 187AXC1A02)	40	01/98→01/10	➔	04/98→ 03/08	2	24.5228-0275.3	330035	L= 275
Elektra (187AEA1A, 187BEA1A)	30	01/99→01/05	➔	03/00→	2	24.5228-0223.3	330530	L= 223
Elektrica	22	03/00→04/04	➔		2	24.5228-0223.3	330530	L= 223
<b>FIAT - SEICENTO / 600 Van (287_) 01/98→01/10</b>								
 <b>Bremssattel</b>								
0.9 (187AXA)	29	01/98→01/10	➔	☐; 04/98→ 03/08		24.3481-1743.5	240305	BDX Ø 48 - Halter
1.1 (187CXB/C)	40	01/98→01/10	➔	☐; 04/98→ 03/08		24.3481-1744.5	240306	BDX Ø 48 - Halter
 <b>Bremsschlauch</b>								
0.9 (187AXA)	29	01/98→01/10	➔	04/98→ 03/08	2	24.5112-0445.3	330564	L= 445
1.1 (187CXB/C)	40	01/98→01/10	➔	04/98→ 03/08	2	24.5228-0275.3	330035	L= 275
<b>FIAT - SIENA (178_, 172_) 04/96→10/13</b>								
 <b>Bremsschlauch</b>								
1.2	59	09/01→12/09	➔	→ 12/06	2	24.5112-0460.3	330599	L= 460
			➔	→ 12/06	2	24.5112-0220.3	330613	L= 220
<b>FIAT - STILO (192_) 10/01→11/10</b>								
 <b>Bremssattel</b>								
1.2 16V (192_XA1B)	59	02/02→11/06	➔	☐		24.3541-1811.5	240429	BOS Ø 54 - Halter
1.4 16V	66	03/05→11/06	➔	☐		24.3541-1812.5	240430	BOS Ø 54 - Halter
1.4 16V	70	01/04→11/06	➔	☐		24.3541-1812.5	240430	BOS Ø 54 - Halter
1.6 16V	77	05/05→11/06	➔	☐		24.3541-1812.5	240430	BOS Ø 54 - Halter
1.6 16V (192_XB1A)	76	10/01→11/06	➔	☐		24.3541-1812.5	240430	BOS Ø 54 - Halter
1.8 16V (192_XC1A)	98	10/01→11/06	➔	☐		24.3541-1809.5	240593	BOS Ø 54 - Halter
1.9 D Multijet	74	09/05→11/06	➔	☐		24.3541-1810.5	240594	BOS Ø 54 - Halter
1.9 D Multijet	88	09/05→11/06	➔	☐		24.3541-1810.5	240594	BOS Ø 54 - Halter
1.9 JTD	93	09/03→11/06	➔	☐		24.3541-1810.5	240594	BOS Ø 54 - Halter
1.9 JTD (192_XE1A)	85	10/01→11/06	➔	☐		24.3541-1810.5	240594	BOS Ø 54 - Halter
1.9 JTD (192_XF1A)	59	02/02→11/06	➔	☐		24.3541-1810.5	240594	BOS Ø 54 - Halter
1.9 JTD (192AXS1B, 192BXS1B)	66	09/04→11/06	➔	☐		24.3541-1810.5	240594	BOS Ø 54 - Halter
 <b>Bremsschlauch</b>								
1.2 16V (192_XA1B)	59	02/02→11/06	➔		2	24.5112-0407.3	331459	L= 410
1.4 16V	66	03/05→11/06	➔		2	24.5112-0185.3	330654	L= 185 + Halter
1.4 16V	70	01/04→11/06	➔	am Bremssattel	2	24.5112-0185.3	330654	L= 185 + Halter
↓								

	kW			 	! #		
<b>FIAT - STILO (192_) 10/01→11/10</b>							
 <b>Bremsschlauch</b>							
1.6	100	04/05→11/06	➔		2	83.6501-0282.3 330769	L= 287
1.6 16V	77	05/05→11/06					
1.6 16V (192_XB1A)	76	10/01→11/06					
1.8 16V (192_XC1A)	98	10/01→11/06					
1.9 D Multijet	74	09/05→11/06					
1.9 D Multijet	88	09/05→11/06					
1.9 D Multijet	110	09/05→11/06					
1.9 JTD	93	09/03→11/06					
1.9 JTD	100	04/04→11/06					
1.9 JTD	103	01/04→11/06					
1.9 JTD (192_XE1A)	85	10/01→11/06					
1.9 JTD (192_XF1A)	59	02/02→11/06					
1.9 JTD (192AXS1B, 192BXS1B)	66	09/04→11/06					
2.4 20V (192_XD1A, 192AXD12)	125	10/01→04/07					
<b>FIAT - STILO Multi Wagon (192_) 01/03→08/08</b>							
 <b>Bremssattel</b>							
1.4 16V	66	03/05→08/08	←	☐; → 03/08		24.3541-1811.5 240429	BOS Ø 54 - Halter
1.4 16V	70	01/04→08/08					
1.6 16V	76	01/03→08/08	←	☐; → 03/08		24.3541-1812.5 240430	BOS Ø 54 - Halter
1.6 16V	77	03/05→12/07	←	☐		24.3541-1811.5 240429	BOS Ø 54 - Halter
1.6 16V	77	03/05→12/07	←	☐		24.3541-1812.5 240430	BOS Ø 54 - Halter
1.8 16V	98	01/03→08/08	←	☐; → 03/08		24.3541-1809.5 240593	BOS Ø 54 - Halter
1.9 D	66	09/04→08/08					
1.9 D Multijet	74	09/05→08/08	←	☐; → 03/08		24.3541-1810.5 240594	BOS Ø 54 - Halter
1.9 D Multijet	88	09/05→08/08					
1.9 JTD	59	01/03→08/08					
1.9 JTD	85	01/03→08/08					
1.9 JTD	93	09/03→08/08					
 <b>Bremsschlauch</b>							
1.4 16V	66	03/05→08/08	←	→ 03/08	2	24.5112-0407.3 331459	L= 410
1.4 16V	70	01/04→08/08					
1.6 16V	76	01/03→08/08	➔	am Bremssattel; → 03/08	2	24.5112-0185.3 330654	L= 185 + Halter
1.8 16V	98	01/03→08/08	➔	→ 03/08	2	83.6501-0282.3 330769	L= 287
1.9 D	66	09/04→08/08					
1.9 D Multijet	74	09/05→08/08					
1.9 D Multijet	88	09/05→08/08					
1.9 D Multijet (192DXT1B)	110	09/05→08/08					
1.9 JTD	59	01/03→08/08					
1.9 JTD	85	01/03→08/08					
1.9 JTD	93	09/03→08/08					
1.9 JTD	100	04/04→08/08					
1.9 JTD	103	01/04→08/08					
1.6 16V	77	03/05→12/07	←		2	24.5112-0407.3 331459	L= 410
1.6 16V	77	03/05→12/07	➔	am Bremssattel	2	24.5112-0185.3 330654	L= 185 + Halter
1.6 16V	77	03/05→12/07	➔		2	83.6501-0282.3 330769	L= 287
<b>FIAT - STRADA Pick-up (178_) 02/98→</b>							
 <b>Bremsschlauch</b>							
1.2	44	04/03→	←	→ 12/11	2	24.5112-0475.3 330698	L= 475
1.2 Trekking	60	11/05→					
1.3 D Multijet	62	05/06→	➔	→ 12/11	2	24.5228-0375.3 330699	L= 375
1.9 D	46	12/00→					
1.9 JTD	59	04/03→					
1.2	54	06/99→12/06	←		2	24.5112-0475.3 330698	L= 475
1.7 TD	51	06/99→12/06	➔		2	24.5228-0375.3 330699	L= 375
<b>FIAT - STRADA Pick-up (278_) 01/09→</b>							
 <b>Bremsschlauch</b>							
1.3 D Multijet (278AYR1A)	70	10/10→	➔	01/11→	2	24.5228-0375.3 330699	L= 375
<b>FIAT - TEMPRA (159_) 03/90→12/98</b>							
 <b>Bremssattel</b>							
1.4 i.e. (159.AA)	57	03/91→08/96	←	☐; → 04/93; Vollautomatik		24.3481-1703.5 240051	TRW Ø 48 - Halter
1.4 i.e. (159.AC, 159.AX)	51	04/90→08/96	←	☐; → 04/93; Schaltgetriebe; + ABS		24.3481-1703.5 240051	TRW Ø 48 - Halter
1.6 i.e. (159.AS, 159.AT)	55	06/92→08/96	←	☐; → 04/93; Schaltgetriebe; + ABS		24.3481-1704.5 240052	TRW Ø 48 - Halter
			←	☐; → 04/93; Vollautomatik		24.3481-1704.5 240052	TRW Ø 48 - Halter

## FIAT - TEMPRA (159\_) 03/90→12/98

### **Bremssattel**












1.4 i.e. (159.AA)	57	03/91→08/96	➡	☐; 05/93→; + ABS	24.3344-1703.5	240117	TRW Ø 34 - Halter
1.4 i.e. (159.AC, 159.AX)	51	04/90→08/96	➡	☐; → 04/93; + ABS	24.3344-1703.5	240117	TRW Ø 34 - Halter
1.6 i.e. (159.AS, 159.AT)	55	06/92→08/96	➡	☐; 05/93→; + ABS	24.3344-1704.5	240118	TRW Ø 34 - Halter
			➡	☐; → 04/93; + ABS	24.3344-1704.5	240118	TRW Ø 34 - Halter
1.6 (159AS, 159AT)	51	04/90→07/96	⬅	☐; → 04/93; Vollautomatik	24.3481-1703.5	240051	TRW Ø 48 - Halter
			⬅	☐; → 04/93; Schaltgetriebe; + ABS	24.3481-1703.5	240051	TRW Ø 48 - Halter
			⬅	☐; → 04/93; Schaltgetriebe; + ABS	24.3481-1704.5	240052	TRW Ø 48 - Halter
			⬅	☐; → 04/93; Vollautomatik	24.3481-1704.5	240052	TRW Ø 48 - Halter
1.6 i.e. (159.AJ)	63	06/94→08/96	➡	☐; + ABS	24.3344-1703.5	240117	TRW Ø 34 - Halter
1.6 i.e. (159.AJ)	66	06/94→08/96	➡	☐; + ABS	24.3344-1704.5	240118	TRW Ø 34 - Halter
1.8 i.e. (159.AV)	76	09/93→08/96	➡	☐; + ABS			
1.8 i.e. (159.AZ)	66	09/93→08/96	➡				
1.8 i.e. (159.BY)	74	10/94→08/96	➡				
1.8 i.e. (159.AN)	77	03/92→08/96	⬅	☐; → 04/93	24.3481-1703.5	240051	TRW Ø 48 - Halter
1.8 i.e. (159.AN)	81	03/90→08/96	⬅	☐; → 04/93	24.3481-1704.5	240052	TRW Ø 48 - Halter
1.9 TD (159.AQ)	59	07/92→08/96	⬅	☐; → 04/93			
1.9 TD (159.CU, 159.AU, 159.AI, 159.BI)	66	05/90→08/96	➡	☐; 05/93→; + ABS	24.3344-1703.5	240117	TRW Ø 34 - Halter
			➡	☐; → 04/93; + ABS	24.3344-1703.5	240117	TRW Ø 34 - Halter
			➡	☐; → 04/93; + ABS	24.3344-1704.5	240118	TRW Ø 34 - Halter
			➡	☐; 05/93→; + ABS	24.3344-1704.5	240118	TRW Ø 34 - Halter
1.9 D (159.AG)	48	07/91→08/96	➡	☐; 05/93→; + ABS	24.3344-1703.5	240117	TRW Ø 34 - Halter
			➡	☐; 05/93→; + ABS	24.3344-1704.5	240118	TRW Ø 34 - Halter
2.0	81	05/94→12/98	➡	☐; → 09/96	24.3344-1703.5	240117	TRW Ø 34 - Halter
			➡	☐; → 09/96	24.3344-1704.5	240118	TRW Ø 34 - Halter
2.0 i.e. (159.AP)	83	10/90→08/96	➡	☐; 05/93→	24.3344-1703.5	240117	TRW Ø 34 - Halter
			➡	☐; → 04/93	24.3344-1703.5	240117	TRW Ø 34 - Halter
			➡	☐; → 04/93	24.3344-1704.5	240118	TRW Ø 34 - Halter
			➡	☐; 05/93→	24.3344-1704.5	240118	TRW Ø 34 - Halter








### **Zubehörsatz, Bremssattel**

1.4 i.e. (159.AA)	57	03/91→08/96		05/93→; + ABS	24.0101-3601.2	260044	TRW
1.4 i.e. (159.AC, 159.AX)	51	04/90→08/96	⬅	→ 04/93; Schaltgetriebe; - ABS	24.0101-3601.2	260044	TRW
1.6 i.e. (159.AS, 159.AT)	55	06/92→08/96	⬅	→ 04/93; Schaltgetriebe; + ABS	24.0101-4301.2	260047	TRW
			⬅	→ 04/93; Vollautomatik	24.0101-4301.2	260047	TRW
			➡	→ 04/93; + ABS	24.0101-3601.2	260044	TRW
1.6 (159AS, 159AT)	51	04/90→07/96	⬅	→ 04/93; Schaltgetriebe; - ABS	24.0101-3601.2	260044	TRW
			⬅	→ 04/93; Schaltgetriebe; + ABS	24.0101-4301.2	260047	TRW
			⬅	→ 04/93; Vollautomatik	24.0101-4301.2	260047	TRW
1.6 i.e. (159.AJ)	63	06/94→08/96		+ ABS	24.0101-3601.2	260044	TRW
1.6 i.e. (159.AJ)	66	06/94→08/96					
1.8 i.e. (159.AV)	76	09/93→08/96					
1.8 i.e. (159.AZ)	66	09/93→08/96					
1.8 i.e. (159.BY)	74	10/94→08/96					
1.8 i.e. (159.AN)	77	03/92→08/96		05/93→; + ABS	24.0101-3601.2	260044	TRW
1.8 i.e. (159.AN)	81	03/90→08/96	⬅	→ 04/93	24.0101-4301.2	260047	TRW
1.9 TD (159.AQ)	59	07/92→08/96	⬅				
1.9 TD (159.CU, 159.AU, 159.AI, 159.BI)	66	05/90→08/96	➡	→ 04/93; + ABS	24.0101-3601.2	260044	TRW
1.9 D (159.AG)	48	07/91→08/96		05/93→; + ABS	24.0101-3601.2	260044	TRW
2.0	81	05/94→12/98		→ 09/96	24.0101-3601.2	260044	TRW
2.0 i.e. (159.AP)	83	10/90→08/96		05/93→	24.0101-3601.2	260044	TRW
			➡	→ 04/93	24.0101-3601.2	260044	TRW







### **Bremsschlauch**

1.4 i.e. (159.AA)	57	03/91→08/96	⬅	→ 04/93	2	24.5112-0360.3	330513	L= 360
1.4 i.e. (159.AC, 159.AX)	51	04/90→08/96				24.5112-0384.3	330651	L= 387 + Halter
1.6 i.e. (159.AS, 159.AT)	55	06/92→08/96						
1.8 i.e. (159.AN)	77	03/92→08/96	➡	05/93→	2	24.5228-0223.3	330530	L= 223
1.8 i.e. (159.AN)	81	03/90→08/96						
2.0 i.e. (159.AP)	83	10/90→08/96						
1.8 i.e. (159.AV)	76	09/93→08/96	➡		2	24.5228-0223.3	330530	L= 223
1.8 i.e. (159.AZ)	66	09/93→08/96						
1.8 i.e. (159.BY)	74	10/94→08/96						











	kw			 	! #		
<b>FIAT - TEMPRA (159_) 03/90→12/98</b>							
 <b>Bremsschlauch</b>							
2.0	81	05/94→12/98	➔	→ 09/96	2	24.5228-0223.3 330530	L= 223
<b>FIAT - TEMPRA S.W. (159_) 03/90→10/97</b>							
 <b>Bremssattel</b>							
1.4 i.e. (159.AC, 159.AX)	51	10/92→08/96	←	☐; → 04/93		24.3481-1703.5 240051	TRW Ø 48 - Halter
1.4 i.e. (159.AC)	57	03/91→08/96	←	☐; → 04/93		24.3481-1704.5 240052	TRW Ø 48 - Halter
1.6 i.e. (159.AE)	57	10/90→08/96	←	☐; → 04/93		24.3481-1704.5 240052	TRW Ø 48 - Halter
1.6 i.e. (159.AS, 159.AT)	55	10/92→08/96	➔	☐; → 04/93; + ABS		24.3344-1703.5 240117	TRW Ø 34 - Halter
1.9 D (159.AG)	48	07/91→08/96	➔	☐; 05/93→; + ABS		24.3344-1703.5 240117	TRW Ø 34 - Halter
			➔	☐; → 04/93; + ABS		24.3344-1704.5 240118	TRW Ø 34 - Halter
			➔	☐; 05/93→; + ABS		24.3344-1704.5 240118	TRW Ø 34 - Halter
1.6 i.e. (159.AJ)	66	06/94→08/96	➔	☐; + ABS		24.3344-1703.5 240117	TRW Ø 34 - Halter
1.8 i.e. (159.AV)	76	09/93→08/96	➔	☐; + ABS		24.3344-1704.5 240118	TRW Ø 34 - Halter
1.8 i.e. (159.AZ)	66	09/93→08/96	➔	☐; + ABS		24.3344-1704.5 240118	TRW Ø 34 - Halter
1.8 i.e. (159.BY)	74	10/94→08/96	➔	☐; + ABS		24.3344-1704.5 240118	TRW Ø 34 - Halter
1.8 i.e. (159.AN)	81	03/90→08/96	➔	☐; → 04/93; + ABS		24.3344-1703.5 240117	TRW Ø 34 - Halter
1.9 TD (159.AI, 159.BI, 159.CU, 159.AU)	66	07/91→02/95	➔	☐; 05/93→; + ABS		24.3344-1703.5 240117	TRW Ø 34 - Halter
			➔	☐; 05/93→; + ABS		24.3344-1704.5 240118	TRW Ø 34 - Halter
			➔	☐; → 04/93; + ABS		24.3344-1704.5 240118	TRW Ø 34 - Halter
2.0 i.e. (159.AP)	83	01/91→03/95	➔	☐; 05/93→		24.3344-1703.5 240117	TRW Ø 34 - Halter
			➔	☐; → 04/93		24.3344-1703.5 240117	TRW Ø 34 - Halter
			➔	☐; 05/93→		24.3344-1704.5 240118	TRW Ø 34 - Halter
			➔	☐; → 04/93		24.3344-1704.5 240118	TRW Ø 34 - Halter
2.0 i.e. 4x4 (159.AP)	83	03/92→03/95	➔	☐; 05/93→		24.3344-1703.5 240117	TRW Ø 34 - Halter
			➔	☐; 05/93→		24.3344-1704.5 240118	TRW Ø 34 - Halter
<b>Zubehörsatz, Bremssattel</b>							
1.4 i.e. (159.AC, 159.AX)	51	10/92→08/96		05/93→; + ABS		24.0101-3601.2 260044	TRW
1.4 i.e. (159.AC)	57	03/91→08/96	←	→ 04/93		24.0101-4301.2 260047	TRW
1.6 i.e. (159.AE)	57	10/90→08/96	←	→ 04/93		24.0101-4301.2 260047	TRW
1.6 i.e. (159.AS, 159.AT)	55	10/92→08/96	➔	→ 04/93; + ABS		24.0101-3601.2 260044	TRW
1.9 D (159.AG)	48	07/91→08/96	➔	→ 04/93; + ABS		24.0101-3601.2 260044	TRW
1.6 i.e. (159.AJ)	66	06/94→08/96		+ ABS		24.0101-3601.2 260044	TRW
1.8 i.e. (159.AV)	76	09/93→08/96		+ ABS		24.0101-3601.2 260044	TRW
1.8 i.e. (159.AZ)	66	09/93→08/96		+ ABS		24.0101-3601.2 260044	TRW
1.8 i.e. (159.BY)	74	10/94→08/96		+ ABS		24.0101-3601.2 260044	TRW
1.8 i.e. (159.AN)	81	03/90→08/96		05/93→; + ABS		24.0101-3601.2 260044	TRW
1.9 TD (159.AI, 159.BI, 159.CU, 159.AU)	66	07/91→02/95	➔	→ 04/93; + ABS		24.0101-3601.2 260044	TRW
2.0 i.e. (159.AP)	83	01/91→03/95		05/93→		24.0101-3601.2 260044	TRW
			➔	→ 04/93		24.0101-3601.2 260044	TRW
2.0 i.e. 4x4 (159.AP)	83	03/92→03/95		05/93→		24.0101-3601.2 260044	TRW
 <b>Bremsschlauch</b>							
1.4 i.e. (159.AC, 159.AX)	51	10/92→08/96	←	→ 04/93	2	24.5112-0360.3 330513	L= 360
1.4 i.e. (159.AC)	57	03/91→08/96	←	→ 04/93		24.5112-0384.3 330651	L= 387 + Halter
1.6 i.e. (159.AE)	57	10/90→08/96	←	→ 04/93		24.5112-0384.3 330651	L= 387 + Halter
1.6 i.e. (159.AS, 159.AT)	55	10/92→08/96	➔	05/93→	2	24.5228-0223.3 330530	L= 223
1.8 i.e. (159.AN)	81	03/90→08/96	➔	05/93→	2	24.5228-0223.3 330530	L= 223
2.0 i.e. (159.AP)	83	01/91→03/95	➔	05/93→	2	24.5228-0223.3 330530	L= 223
2.0 i.e. 4x4 (159.AP)	83	03/92→03/95	➔	05/93→	2	24.5228-0223.3 330530	L= 223
1.8 i.e. (159.AV)	76	09/93→08/96	➔	05/93→	2	24.5228-0223.3 330530	L= 223
1.8 i.e. (159.AZ)	66	09/93→08/96	➔	05/93→	2	24.5228-0223.3 330530	L= 223
1.8 i.e. (159.BY)	74	10/94→08/96	➔	05/93→	2	24.5228-0223.3 330530	L= 223
<b>FIAT - TIPO (160_) 07/87→10/97</b>							
 <b>Bremssattel</b>							
1.4 i.e.	57	05/89→04/95	←	☐; → 04/93; + ABS		24.3481-1703.5 240051	TRW Ø 48 - Halter
			←	☐; → 04/93; + ABS		24.3481-1704.5 240052	TRW Ø 48 - Halter
			➔	☐; → 04/93; + ABS		24.3344-1703.5 240117	TRW Ø 34 - Halter
			➔	☐; → 04/93; + ABS		24.3344-1704.5 240118	TRW Ø 34 - Halter
1.4 i.e. (160.AP, 160.AD, 160.EA)	51	05/89→04/95	←	☐; → 04/93; + ABS		24.3481-1703.5 240051	TRW Ø 48 - Halter
1.9 D	48	07/91→08/95	←	☐; → 04/93; + ABS		24.3481-1704.5 240052	TRW Ø 48 - Halter
			➔	☐; 05/93→; + ABS		24.3344-1703.5 240117	TRW Ø 34 - Halter
			➔	☐; → 04/93; + ABS		24.3344-1703.5 240117	TRW Ø 34 - Halter

	kW			 	! #			
<b>FIAT - TIPO (160_) 07/87→10/97</b>								
<b>Bremssattel</b>								
1.4 i.e. (160.AP, 160.AD, 160.EA) 1.9 D	51	05/89→04/95	➡	☐; → 04/93; + ABS		24.3344-1704.5	240118	TRW Ø 34 - Halter
	48	07/91→08/95	➡	☐; 05/93→; + ABS		24.3344-1704.5	240118	TRW Ø 34 - Halter
1.6	56	03/93→10/95	➡	☐; 05/93→ 09/95; + ABS		24.3344-1703.5	240117	TRW Ø 34 - Halter
			➡	☐; 05/93→ 09/95; + ABS		24.3344-1704.5	240118	TRW Ø 34 - Halter
1.6 i.e. (160.A1, 160.EC, 160.EB)	55	10/92→04/95	➡	☐; 05/93→; + ABS		24.3344-1703.5	240117	TRW Ø 34 - Halter
			➡	☐; → 04/93; + ABS		24.3344-1703.5	240117	TRW Ø 34 - Halter
			➡	☐; 05/93→; + ABS		24.3344-1704.5	240118	TRW Ø 34 - Halter
			➡	☐; → 04/93; + ABS		24.3344-1704.5	240118	TRW Ø 34 - Halter
1.6 SX DGT	66	05/89→10/95	←	☐; → 12/91		24.3481-1703.5	240051	TRW Ø 48 - Halter
			←	☐; → 12/91		24.3481-1704.5	240052	TRW Ø 48 - Halter
			➡	☐; → 04/93; + ABS		24.3344-1703.5	240117	TRW Ø 34 - Halter
			➡	☐; → 04/93; + ABS		24.3344-1704.5	240118	TRW Ø 34 - Halter
1.7 D (160.AG)	45	01/88→10/95	←	☐; → 04/93; + ABS		24.3481-1703.5	240051	TRW Ø 48 - Halter
			←	☐; → 04/93; + ABS		24.3481-1704.5	240052	TRW Ø 48 - Halter
			➡	☐; → 04/93; + ABS		24.3344-1703.5	240117	TRW Ø 34 - Halter
			➡	☐; 05/93→ 09/95; + ABS		24.3344-1703.5	240117	TRW Ø 34 - Halter
			➡	☐; 05/93→ 09/95; + ABS		24.3344-1704.5	240118	TRW Ø 34 - Halter
			➡	☐; → 04/93; + ABS		24.3344-1704.5	240118	TRW Ø 34 - Halter
1.8 i.e. 1.8 i.e. (160.ED)	71	03/93→04/95	➡	☐; 05/93→; + ABS		24.3344-1703.5	240117	TRW Ø 34 - Halter
	76	04/93→04/95	➡	☐; 05/93→; + ABS		24.3344-1704.5	240118	TRW Ø 34 - Halter
1.8 i.e.	66	09/93→04/95	➡	☐; + ABS		24.3344-1703.5	240117	TRW Ø 34 - Halter
			➡	☐; + ABS		24.3344-1704.5	240118	TRW Ø 34 - Halter
1.8 i.e. (160.EQ, 160.AM)	74	10/94→10/95	➡	☐; → 09/95; + ABS		24.3344-1703.5	240117	TRW Ø 34 - Halter
			➡	☐; → 09/95; + ABS		24.3344-1704.5	240118	TRW Ø 34 - Halter
1.9 TD (160.EL, 160.GL, 160.AQ, 160.EI, 160.AR)	66	09/90→04/95	←	☐; → 04/93		24.3481-1703.5	240051	TRW Ø 48 - Halter
			←	☐; → 04/93		24.3481-1704.5	240052	TRW Ø 48 - Halter
			➡	☐; 05/93→; + ABS		24.3344-1703.5	240117	TRW Ø 34 - Halter
			➡	☐; → 04/93; + ABS		24.3344-1703.5	240117	TRW Ø 34 - Halter
			➡	☐; → 04/93; + ABS		24.3344-1704.5	240118	TRW Ø 34 - Halter
			➡	☐; 05/93→; + ABS		24.3344-1704.5	240118	TRW Ø 34 - Halter
2.0	104	03/93→04/95	➡	☐; 05/93→		24.3344-1703.5	240117	TRW Ø 34 - Halter
			➡	☐; 05/93→		24.3344-1704.5	240118	TRW Ø 34 - Halter
2.0 16V (160.AV)	107	07/91→04/95	➡	☐; → 04/93		24.3344-1703.5	240117	TRW Ø 34 - Halter
			➡	☐; → 04/93		24.3344-1704.5	240118	TRW Ø 34 - Halter
2.0 i.e. (160.AT, 160.AJ)	83	03/90→04/95	➡	☐; 09/90→ 04/93		24.3344-1703.5	240117	TRW Ø 34 - Halter
			➡	☐; 05/93→		24.3344-1703.5	240117	TRW Ø 34 - Halter
			➡	☐; 05/93→		24.3344-1704.5	240118	TRW Ø 34 - Halter
			➡	☐; 09/90→ 04/93		24.3344-1704.5	240118	TRW Ø 34 - Halter
2.0 i.e. 16V Sport (160.EF)	102	03/93→04/95	➡	☐; → 04/93		24.3344-1703.5	240117	TRW Ø 34 - Halter
			➡	☐; 05/93→		24.3344-1703.5	240117	TRW Ø 34 - Halter
			➡	☐; → 04/93		24.3344-1704.5	240118	TRW Ø 34 - Halter
			➡	☐; 05/93→		24.3344-1704.5	240118	TRW Ø 34 - Halter
<b>Zubehörsatz, Bremssattel</b>								
1.4 i.e.	57	05/89→04/95	←	→ 04/93; - ABS		24.0101-3601.2	260044	TRW
			←	→ 04/93; + ABS		24.0101-4301.2	260047	TRW
			➡	→ 04/93; + ABS		24.0101-3601.2	260044	TRW
1.4 i.e. (160.AP, 160.AD, 160.EA) 1.9 D	51	05/89→04/95		05/93→; + ABS		24.0101-3601.2	260044	TRW
	48	07/91→08/95	←	→ 04/93; - ABS		24.0101-3601.2	260044	TRW
			➡	→ 04/93; + ABS		24.0101-4301.2	260047	TRW
			➡	→ 04/93; + ABS		24.0101-3601.2	260044	TRW
1.6	56	03/93→10/95		05/93→ 09/95; + ABS		24.0101-3601.2	260044	TRW
1.6 i.e. (160.A1, 160.EC, 160.EB) ↓	55	10/92→04/95		05/93→; + ABS		24.0101-3601.2	260044	TRW



	kw				! #		
<b>FIAT - TIPO (160_) 07/87→10/97</b>							
<b>Zubehörsatz, Bremssattel</b>							
1.6 i.e. (160.A1, 160.EC, 160.EB)	55	10/92→04/95	➡	→ 04/93; + ABS		24.0101-3601.2 260044	TRW
1.6 SX DGT	66	05/89→10/95	←	→ 12/91		24.0101-4301.2 260047	TRW
			➡	→ 04/93; + ABS		24.0101-3601.2 260044	TRW
1.7 D (160.AG)	45	01/88→10/95		05/93→ 09/95; + ABS		24.0101-3601.2 260044	TRW
			←	→ 04/93; - ABS		24.0101-3601.2 260044	TRW
			←	→ 04/93; + ABS		24.0101-4301.2 260047	TRW
			➡	→ 04/93; + ABS		24.0101-3601.2 260044	TRW
1.8 i.e. (160.ED)	71	03/93→04/95		05/93→; + ABS		24.0101-3601.2 260044	TRW
1.8 i.e. (160.ED)	76	04/93→04/95					
1.8 i.e.	66	09/93→04/95		+ ABS		24.0101-3601.2 260044	TRW
1.8 i.e. (160.EQ, 160.AM)	74	10/94→10/95		→ 09/95; + ABS		24.0101-3601.2 260044	TRW
1.9 TD (160.EL, 160.GL, 160.AQ, 160.EI, 160.AR)	66	09/90→04/95		05/93→; + ABS		24.0101-3601.2 260044	TRW
			←	→ 04/93		24.0101-4301.2 260047	TRW
			➡	→ 04/93; + ABS		24.0101-3601.2 260044	TRW
2.0	104	03/93→04/95		05/93→		24.0101-3601.2 260044	TRW
2.0 16V (160.AV)	107	07/91→04/95	➡	→ 04/93		24.0101-3601.2 260044	TRW
2.0 i.e. (160.AT, 160.AJ)	83	03/90→04/95		05/93→		24.0101-3601.2 260044	TRW
			➡	09/90→ 04/93		24.0101-3601.2 260044	TRW
2.0 i.e. 16V Sport (160.EF)	102	03/93→04/95		05/93→		24.0101-3601.2 260044	TRW
			➡	→ 04/93		24.0101-3601.2 260044	TRW
<b>Bremsschlauch</b>							
1.4 i.e. (160.AP, 160.AD, 160.EA)	57	05/89→04/95	←	→ 04/93	2	24.5112-0360.3 330513	L= 360
			➡	→ 04/93	2	24.5228-0223.3 330530	L= 223
1.6 i.e. (160.A1, 160.EC, 160.EB)	66	05/89→10/95	←	→ 04/93	2	24.5112-0360.3 330513	L= 360 + Halter
			➡	→ 04/93	2	24.5228-0223.3 330530	L= 223
1.6	56	03/93→10/95	➡	05/93→ 09/95	2	83.6401-0159.3 330746	L= 160
			➡	05/93→	2	83.6401-0159.3 330746	L= 160
1.8 i.e. (160.ED)	71	03/93→04/95	➡	05/93→	2	83.6401-0159.3 330746	L= 160
			➡	05/93→	2	83.6401-0159.3 330746	L= 160
2.0 i.e. (160.AT, 160.AJ)	83	03/90→04/95	➡	05/93→	2	83.6401-0159.3 330746	L= 160
			➡	05/93→	2	83.6401-0159.3 330746	L= 160
1.8 i.e.	66	09/93→04/95	➡		2	83.6401-0159.3 330746	L= 160
1.8 i.e. (160.EQ, 160.AM)	74	10/94→10/95	➡	→ 09/95	2	83.6401-0159.3 330746	L= 160
1.9 TD (160.EL, 160.GL, 160.AQ, 160.EI, 160.AR)	48	07/91→08/95	←	→ 04/93	2	24.5112-0360.3 330513	L= 360
			➡	→ 04/93	2	24.5112-0360.3 330513	L= 360 + Halter
1.9 TD (160.EL, 160.GL, 160.AQ, 160.EI, 160.AR)	66	09/90→04/95	←	→ 04/93	2	24.5112-0360.3 330513	L= 360
			➡	05/93→	2	83.6401-0159.3 330746	L= 160
<b>FIAT - ULYSSE (179_) 08/02→06/11</b>							
<b>Bremssattel</b>							
2.0 D Multijet	100	08/02→06/11	←	☐; → 01/11		24.3601-1711.7 220607	TRW Ø 60 - Halter
			←	☐; → 01/11		24.3601-1712.7 220608	TRW Ø 60 - Halter
			➡	☐; → 01/11		24.3384-1761.5 240850	TRW Ø 38 - Halter
			➡	☐; → 01/11		24.3384-1762.5 240851	TRW Ø 38 - Halter
2.0 JTD	79	05/03→08/06	←	☐		24.3601-1711.7 220607	TRW Ø 60 - Halter
			←	☐		24.3601-1712.7 220608	TRW Ø 60 - Halter
			➡	☐		24.3384-1761.5 240850	TRW Ø 38 - Halter
			➡	☐		24.3384-1762.5 240851	TRW Ø 38 - Halter
2.2 D Multijet	125	03/08→06/11	←	☐; → 01/11		24.3451-1855.5 240659	TRW Ø1 40 Ø2 45 - Halter
			←	☐; → 01/11		24.3451-1856.5 240660	TRW Ø1 40 Ø2 45 - Halter
			➡	☐; → 01/11		24.3384-1761.5 240850	TRW Ø 38 - Halter
			➡	☐; → 01/11		24.3384-1762.5 240851	TRW Ø 38 - Halter
↓							



	kw			 	! #		
<b>FIAT - ULYSSE (179_) 08/02→06/11</b>							
 <b>Bremssattel</b>							
3.0	150	08/02→06/11	➔	☐; → 01/11		24.3384-1761.5 240850	TRW Ø 38 - Halter
			➔	☐; → 01/11		24.3384-1762.5 240851	TRW Ø 38 - Halter
 <b>Bremsschlauch</b>							
2.0	100	08/02→06/11	←	→ 01/11	2	24.5111-0462.3 330555	L= 460
2.0 D Multijet	88	05/06→06/11	➔	→ 01/11	2	24.5229-0251.3 330535	L= 250
2.0 D Multijet	100	05/06→06/11					
2.2 JTD	120	03/08→06/11					
3.0	150	08/02→06/11					
2.0 JTD	79	05/03→08/06	←		2	24.5111-0462.3 330555	L= 460
2.0 JTD	80	08/02→08/06	➔		2	24.5229-0251.3 330535	L= 250
2.2 JTD	94	08/02→08/06					
2.2 D Multijet	125	03/08→06/11					
			➔	→ 01/11	2	24.5229-0251.3 330535	L= 250
<b>FIAT - ULYSSE (220_) 06/94→08/02</b>							
 <b>Bremssattel</b>							
1.8 (220.BB5)	73	05/97→08/02	←	☐; → 07/02		24.3571-1711.5 240159	BDX Ø 57 - Halter
			←	☐; → 07/02		24.3571-1712.5 240160	BDX Ø 57 - Halter
			➔	☐; → 07/02; + ABS		24.3361-9975.5 240541	ATE Ø 36 - Halter
			➔	☐; → 07/02; + ABS		24.3361-9976.5 240542	ATE Ø 36 - Halter
1.9 TD	68	05/97→12/99	←	☐		24.3571-1709.5 240153	TRW Ø 57 - Halter
			←	☐		24.3571-1710.5 240154	TRW Ø 57 - Halter
			➔	☐; + ABS		24.3361-9975.5 240541	ATE Ø 36 - Halter
			➔	☐; + ABS		24.3361-9976.5 240542	ATE Ø 36 - Halter
1.9 TD (220AH5)	66	02/95→08/02	←	☐; → 07/02		24.3571-1709.5 240153	TRW Ø 57 - Halter
2.0 (220.AC5)	89	06/94→08/02	←	☐; → 07/02		24.3571-1710.5 240154	TRW Ø 57 - Halter
2.0 JTD	80	10/99→08/02					
			➔	☐; → 07/02; + ABS		24.3361-9975.5 240541	ATE Ø 36 - Halter
			➔	☐; → 07/02; + ABS		24.3361-9976.5 240542	ATE Ø 36 - Halter
2.0 16V	97	05/98→09/00	←	☐		24.3571-1709.5 240153	TRW Ø 57 - Halter
			←	☐		24.3571-1710.5 240154	TRW Ø 57 - Halter
			➔	☐		24.3361-9975.5 240541	ATE Ø 36 - Halter
			➔	☐		24.3361-9976.5 240542	ATE Ø 36 - Halter
2.0 16V	100	09/00→08/02	←	☐; → 07/02		24.3571-1709.5 240153	TRW Ø 57 - Halter
2.0 Turbo (220.AD5)	108	06/94→08/02	←	☐; → 07/02		24.3571-1710.5 240154	TRW Ø 57 - Halter
			➔	☐; → 07/02		24.3361-9975.5 240541	ATE Ø 36 - Halter
			➔	☐; → 07/02		24.3361-9976.5 240542	ATE Ø 36 - Halter
2.0 JTD 16V	80	05/99→08/02	←	☐; 10/99→ 07/02		24.3571-1709.5 240153	TRW Ø 57 - Halter
			←	☐; 10/99→ 07/02		24.3571-1710.5 240154	TRW Ø 57 - Halter
			➔	☐; 10/99→ 07/02; + ABS		24.3361-9975.5 240541	ATE Ø 36 - Halter
			➔	☐; 10/99→ 07/02; + ABS		24.3361-9976.5 240542	ATE Ø 36 - Halter
2.1 TD	80	03/96→10/99	←	☐; 06/96→		24.3571-1709.5 240153	TRW Ø 57 - Halter
			←	☐; 06/96→		24.3571-1710.5 240154	TRW Ø 57 - Halter
			➔	☐; 06/96→; + ABS		24.3361-9975.5 240541	ATE Ø 36 - Halter
			➔	☐; 06/96→; + ABS		24.3361-9976.5 240542	ATE Ø 36 - Halter
<b>Feder, Bremssattel</b>							
1.8 (220.BB5)	73	05/97→08/02	➔	→ 07/02; + ABS	2	11.8116-0073.1 390498	ATE
1.9 TD (220AH5)	66	02/95→08/02	➔		2	11.8116-0073.1 390498	ATE
2.0 (220.AC5)	89	06/94→08/02					
2.0 JTD	80	10/99→08/02					
1.9 TD	68	05/97→12/99					
			➔	+ ABS	2	11.8116-0073.1 390498	ATE
2.0 16V	97	05/98→09/00	➔		2	11.8116-0073.1 390498	ATE
2.0 16V	100	09/00→08/02	➔	→ 07/02	2	11.8116-0073.1 390498	ATE
2.0 Turbo (220.AD5)	108	06/94→08/02					
2.0 JTD 16V	80	05/99→08/02	➔	10/99→ 07/02; + ABS	2	11.8116-0073.1 390498	ATE
2.1 TD	80	03/96→10/99	➔	06/96→; + ABS	2	11.8116-0073.1 390498	ATE
<b>Führungshülzensatz, Bremssattel</b>							
1.8 (220.BB5)	73	05/97→08/02	➔	→ 07/02; + ABS		11.0101-5407.2 260011	ATE
1.9 TD (220AH5)	66	02/95→08/02	↓				

### FIAT - ULYSSE (220\_) 06/94→08/02

#### Führungshülzensatz, Bremssattel

2.0 (220.AC5)	89	06/94→08/02	➡	→ 07/02; + ABS		11.0101-5407.2	260011	ATE
2.0 JTD	80	10/99→08/02						
1.9 TD	68	05/97→12/99	➡	+ ABS		11.0101-5407.2	260011	ATE
2.0 16V	97	05/98→09/00	➡			11.0101-5407.2	260011	ATE
2.0 16V	100	09/00→08/02	➡	→ 07/02		11.0101-5407.2	260011	ATE
2.0 Turbo (220.AD5)	108	06/94→08/02						
2.0 JTD 16V	80	05/99→08/02	➡	10/99→ 07/02; + ABS		11.0101-5407.2	260011	ATE
2.1 TD	80	03/96→10/99	➡	06/96→; + ABS		11.0101-5407.2	260011	ATE

#### Führungsbolzen, Bremssattel

1.8 (220.BB5)	73	05/97→08/02		→ 07/02; + ABS		11.8171-0008.1	990049	ATE
1.9 TD (220AH5)	66	02/95→08/02						
2.0 (220.AC5)	89	06/94→08/02						
2.0 JTD	80	10/99→08/02						
1.9 TD	68	05/97→12/99	➡	+ ABS		11.8171-0008.1	990049	ATE
2.0 16V	97	05/98→09/00				11.8171-0008.1	990049	ATE
2.0 16V	100	09/00→08/02	➡	→ 07/02		11.8171-0008.1	990049	ATE
2.0 Turbo (220.AD5)	108	06/94→08/02						
2.0 JTD 16V	80	05/99→08/02	➡	10/99→ 07/02; + ABS		11.8171-0008.1	990049	ATE
2.1 TD	80	03/96→10/99	➡	06/96→; + ABS		11.8171-0008.1	990049	ATE

#### Dichtungssatz, Bremssattel

1.8 (220.BB5)	73	05/97→08/02	➡	→ 07/02; + ABS		11.0441-3602.2	250008	ATE
1.9 TD (220AH5)	66	02/95→08/02						
2.0 (220.AC5)	89	06/94→08/02						
2.0 JTD	80	10/99→08/02						
1.9 TD	68	05/97→12/99	➡	+ ABS		11.0441-3602.2	250008	ATE
2.0 16V	97	05/98→09/00	➡			11.0441-3602.2	250008	ATE
2.0 16V	100	09/00→08/02	➡	→ 07/02		11.0441-3602.2	250008	ATE
2.0 Turbo (220.AD5)	108	06/94→08/02						
2.0 JTD 16V	80	05/99→08/02	➡	10/99→ 07/02; + ABS		11.0441-3602.2	250008	ATE
2.1 TD	80	03/96→10/99	➡	06/96→; + ABS		11.0441-3602.2	250008	ATE













#### Bremsschlauch

1.8 (220.BB5)	73	05/97→08/02	←	→ 07/02	2	24.5118-0471.3	330528	L= 473
1.9 TD (220AH5)	66	02/95→08/02						
2.0 (220.AC5)	89	06/94→08/02	➡	→ 07/02	2	24.5111-0301.3	330499	L= 300
2.0 16V	100	09/00→08/02				24.5229-0251.3	330535	L= 250
2.0 JTD	80	10/99→08/02						
2.0 Turbo (220.AD5)	108	06/94→08/02						
1.9 TD	68	05/97→12/99	←		2	24.5118-0471.3	330528	L= 473
2.0 16V	97	05/98→09/00	➡		2	24.5111-0301.3	330499	L= 300
						24.5229-0251.3	330535	L= 250
2.0 JTD 16V	80	05/99→08/02	←	10/99→ 07/02	2	24.5118-0471.3	330528	L= 473
			➡	10/99→ 07/02	2	24.5111-0301.3	330499	L= 300
						24.5229-0251.3	330535	L= 250
2.1 TD	80	03/96→10/99	←	06/96→	2	24.5118-0471.3	330528	L= 473
			➡	06/96→	2	24.5111-0301.3	330499	L= 300
						24.5229-0251.3	330535	L= 250

### FIAT - UNO (146\_) 01/83→06/06

#### Bremsschlauch

1.0	42	05/93→06/01	←	→ 06/95	2	24.5112-0390.3	330517	L= 390
			➡	→ 06/95	2	24.5228-0200.3	330470	L= 200
1.1	41	04/86→06/06	←	10/89→ 06/95	2	24.5112-0390.3	330517	L= 390
			➡	10/89→ 06/95	2	24.5228-0200.3	330470	L= 200
1.6 R	66	12/92→12/95	←	→ 06/95	2	24.5112-0386.3	330516	L= 385
1.7 D	43	11/94→08/00	←	→ 06/95	2	24.5112-0386.3	330516	L= 385
			➡	→ 06/95	2	24.5228-0200.3	330470	L= 200
45 i.e. 1.0	33	04/84→10/95	←	10/89→ 06/95	2	24.5112-0390.3	330517	L= 390
			←	→ 09/89	2	24.5112-0410.3	330494	L= 410
			➡	→ 09/89	2	24.5228-0200.3	330470	L= 200
			➡	10/89→ 06/95	2	24.5228-0200.3	330470	L= 200
70 i.e. 1.4	51	09/89→07/96	←	10/89→ 06/95	2	24.5112-0386.3	330516	L= 385
↓								

	kw			 	! #		
<b>FIAT - UNO (146_) 01/83→06/06</b>							
 <b>Bremsschlauch</b>							
70 S 1.4	52	10/88→06/06	➔	10/89→ 06/95	2	24.5228-0200.3 330470	L= 200
<b>FIAT - UNO Kasten (146_) 02/88→07/96</b>							
 <b>Bremsschlauch</b>							
45 0.9	33	02/88→07/96	➔	10/89→ 06/95	2	24.5112-0390.3 330517	L= 390
			➔	10/89→ 06/95	2	24.5228-0200.3 330470	L= 200
<b>FORD - B-MAX (JK) 10/12→</b>							
 <b>Bremsschlauch</b>							
1.0 EcoBoost	74	10/12→	➔			83.7838-0376.3 331475	L= 372
1.0 EcoBoost	88	10/12→	➔			83.7838-0377.3 331476	L= 372
1.0 EcoBoost	92	10/12→	➔				
1.0 EcoBoost	103	02/16→	➔		2	24.5204-0260.3 331423	L= 260
1.4	66	10/12→	➔				
1.4 LPG	64	08/13→	➔				
1.4 LPG	66	08/13→	➔				
1.5 TDCi	55	10/12→	➔				
1.5 TDCi	70	04/15→	➔				
1.6 TDCi	70	10/12→	➔				
1.6 Ti	77	10/12→	➔				
<b>FORD - B-MAX Van 10/12→</b>							
 <b>Bremsschlauch</b>							
1.0 EcoBoost	74	10/12→	➔			83.7838-0376.3 331475	L= 372
1.0 EcoBoost	92	10/12→	➔			83.7838-0377.3 331476	L= 372
1.4	66	10/12→	➔				
1.5 TDCi	55	10/12→	➔		2	24.5204-0260.3 331423	L= 260
1.5 TDCi	70	04/15→	➔				
1.6 TDCi	70	10/12→	➔				
1.6 Ti	77	10/12→	➔				
<b>FORD - C-MAX (DM2) 02/07→09/10</b>							
 <b>Bremssattel</b>							
1.6	74	02/07→09/10	➔	☐; 03/07→		24.3571-9813.5 240557	ATE Ø 57 - Halter
1.6 TDCi	66	02/07→09/10	➔	☐; 03/07→		24.3571-9814.5 240558	ATE Ø 57 - Halter
1.6 TDCi	74	02/07→09/10	➔	☐; 03/07→			
1.6 TDCi	80	02/07→09/10	➔	☐; 03/07→		11.9387-7015.2 220627	ATE Ø 38 - Halter
1.8	90	02/07→09/10	➔	☐; 03/07→			
1.8	92	02/07→09/10	➔	☐; 03/07→		11.9387-7016.2 220628	ATE Ø 38 - Halter
1.8 Flexifuel	92	02/07→09/10	➔				
1.8 TDCi	85	02/07→09/10	➔				
2.0	107	02/07→09/10	➔				
2.0 TDCi	98	02/07→09/10	➔				
2.0 TDCi	100	02/07→09/10	➔				
1.6	85	04/07→09/10	➔	☐		24.3571-9813.5 240557	ATE Ø 57 - Halter
2.0 CNG	107	04/09→09/10	➔	☐		24.3571-9814.5 240558	ATE Ø 57 - Halter
2.0 LPG	107	06/08→09/10	➔	☐		11.9387-7015.2 220627	ATE Ø 38 - Halter
2.0 TDCi	81	02/08→09/10	➔	☐		11.9387-7016.2 220628	ATE Ø 38 - Halter
<b>Halter, Bremssattel</b>							
1.6	74	02/07→09/10	➔	03/07→		11.0230-0736.1 260132	ATE
1.6 TDCi	66	02/07→09/10	➔				
1.6 TDCi	74	02/07→09/10	➔				
1.6 TDCi	80	02/07→09/10	➔				
1.8	90	02/07→09/10	➔				
1.8	92	02/07→09/10	➔				
1.8 Flexifuel	92	02/07→09/10	➔				
1.6	85	04/07→09/10	➔			11.0230-0736.1 260132	ATE
1.8 TDCi	85	02/07→09/10	➔	03/07→		11.0230-0818.1 260135	ATE
2.0	107	02/07→09/10	➔				
2.0 TDCi	98	02/07→09/10	➔	03/07→		11.0230-0698.2 260091	ATE
2.0 TDCi	100	02/07→09/10	➔				
2.0 CNG	107	04/09→09/10	➔			11.0230-0818.1 260135	ATE
2.0 LPG	107	06/08→09/10	➔			11.0230-0698.2 260091	ATE
2.0 TDCi	81	02/08→09/10	➔				
<b>Feder, Bremssattel</b>							
1.6	74	02/07→09/10	➔	03/07→	2	11.8116-0356.1 390586	ATE
1.6 TDCi	66	02/07→09/10	➔				
1.6 TDCi	74	02/07→09/10	➔	03/07→	2	11.8116-0340.1 390595	ATE
1.6 TDCi	80	02/07→09/10	➔				
1.8	90	02/07→09/10	➔				
1.8	92	02/07→09/10	➔				
↓							

**FORD - C-MAX (DM2) 02/07→09/10**

**Feder, Bremsattel**

1.8 Flexifuel	92	02/07→09/10	←	03/07→	2	11.8116-0356.1	390586	ATE
1.8 TDCi	85	02/07→09/10	→	03/07→	2	11.8116-0340.1	390595	ATE
2.0	107	02/07→09/10						
2.0 TDCi	98	02/07→09/10						
2.0 TDCi	100	02/07→09/10						
1.6	85	04/07→09/10	←		2	11.8116-0356.1	390586	ATE
2.0 CNG	107	04/09→09/10	→		2	11.8116-0340.1	390595	ATE
2.0 LPG	107	06/08→09/10						
2.0 TDCi	81	02/08→09/10						

**Führungshülzensatz, Bremsattel**

1.6	74	02/07→09/10	←	03/07→		11.0101-5407.2	260011	ATE
1.6 TDCi	66	02/07→09/10	→	03/07→		11.0101-5407.2	260011	ATE
1.6 TDCi	74	02/07→09/10						
1.6 TDCi	80	02/07→09/10						
1.8	90	02/07→09/10						
1.8	92	02/07→09/10						
1.8 Flexifuel	92	02/07→09/10						
1.8 TDCi	85	02/07→09/10						
2.0	107	02/07→09/10						
2.0 TDCi	98	02/07→09/10						
2.0 TDCi	100	02/07→09/10						
1.6	85	04/07→09/10	←			11.0101-5407.2	260011	ATE
2.0 CNG	107	04/09→09/10	→			11.0101-5407.2	260011	ATE
2.0 LPG	107	06/08→09/10						
2.0 TDCi	81	02/08→09/10						

**Führungsbolzen, Bremsattel**

1.6	74	02/07→09/10	←	03/07→		11.8171-0008.1	990049	ATE
1.6 TDCi	66	02/07→09/10	→	03/07→		11.8171-0008.1	990049	ATE
1.6 TDCi	74	02/07→09/10						
1.6 TDCi	80	02/07→09/10						
1.8	90	02/07→09/10						
1.8	92	02/07→09/10						
1.8 Flexifuel	92	02/07→09/10						
1.6	85	04/07→09/10	←			11.8171-0008.1	990049	ATE
			→			11.8171-0008.1	990049	ATE
1.8 TDCi	85	02/07→09/10		03/07→		11.8171-0008.1	990049	ATE
2.0	107	02/07→09/10	←	03/07→		11.8171-0008.1	990049	ATE
2.0 TDCi	98	02/07→09/10						
2.0 TDCi	100	02/07→09/10						
2.0 CNG	107	04/09→09/10				11.8171-0008.1	990049	ATE
2.0 LPG	107	06/08→09/10	←			11.8171-0008.1	990049	ATE
2.0 TDCi	81	02/08→09/10						

**Bremsschlauch**








1.6	74	02/07→09/10	←	03/07→	2	83.7716-0397.3	330790	L= 395
1.6 TDCi	66	02/07→09/10	→	03/07→	2	24.5124-0420.3	331276	L= 420
1.6 TDCi	74	02/07→09/10						
1.6 TDCi	80	02/07→09/10						
1.8	90	02/07→09/10						
1.8	92	02/07→09/10						
1.8 Flexifuel	92	02/07→09/10						
1.8 TDCi	85	02/07→09/10						
2.0	107	02/07→09/10						
2.0 TDCi	98	02/07→09/10						
2.0 TDCi	100	02/07→09/10						
1.6	85	04/07→09/10	←		2	83.7716-0397.3	330790	L= 395
2.0 CNG	107	04/09→09/10	→		2	24.5124-0420.3	331276	L= 420
2.0 LPG	107	06/08→09/10						
2.0 TDCi	81	02/08→09/10						










**FORD - C-MAX II (DXA/CB7, DXA/CEU) 04/10→**

**Bremssattel**








1.0 EcoBoost	74	10/12→	←	☐		24.3571-9813.5	240557	ATE Ø 57 - Halter
1.0 EcoBoost	92	10/12→	←	☐		24.3571-9814.5	240558	ATE Ø 57 - Halter
1.5 EcoBoost	110	03/15→						
1.5 EcoBoost	134	03/15→	→	☐		11.9387-7099.2	221053	ATE Ø 38 - Halter
1.5 TDCi	70	03/15→	→	☐		11.9387-7100.2	221054	ATE Ø 38 - Halter
1.5 TDCi	88	03/15→						
1.5 TDCi ECONetic	77	03/15→						
1.6 CNG	86	01/13→						
1.6 EcoBoost	110	12/10→						
1.6 EcoBoost	134	12/10→						
1.6 Flexifuel	88	02/11→						
1.6 LPG	86	02/12→						
1.6 LPG	88	02/12→						
1.6 TDCi	70	12/10→						
1.6 TDCi	85	12/10→						










	kW			 	! #			
<b>FORD - C-MAX II (DXA/CB7, DXA/CEU) 04/10→</b>								
<b>Bremssattel</b>								
1.6 Ti	63	12/10→	←	☐		24.3571-9813.5	240557	ATE Ø 57 - Halter
1.6 Ti	77	12/10→	←	☐		24.3571-9814.5	240558	ATE Ø 57 - Halter
1.6 Ti	88	02/12→	←	☐				
1.6 Ti	92	12/10→	→	☐		11.9387-7099.2	221053	ATE Ø 38 - Halter
2.0 TDCi	85	02/11→	→	☐				
2.0 TDCi	100	02/11→	→	☐		11.9387-7100.2	221054	ATE Ø 38 - Halter
2.0 TDCi	110	03/15→						
2.0 TDCi	120	12/10→						
2.0 TDCi	125	03/15→						
2.0 TDCi	103	04/10→	←	☐		24.3571-9813.5	240557	ATE Ø 57 - Halter
			←	☐		24.3571-9814.5	240558	ATE Ø 57 - Halter
			→	☐		11.9387-7099.2	221053	ATE Ø 38 - Halter
			→	☐; 12/10→		11.9387-7100.2	221054	ATE Ø 38 - Halter
<b>Feder, Bremssattel</b>								
1.0 EcoBoost	74	10/12→			2	11.8116-0356.1	390586	ATE
1.0 EcoBoost	92	10/12→	→		2	11.8116-0340.1	390595	ATE
1.5 EcoBoost	110	03/15→						
1.5 EcoBoost	134	03/15→						
1.5 TDCi	70	03/15→						
1.5 TDCi	88	03/15→						
1.5 TDCi ECONetic	77	03/15→						
1.6 CNG	86	01/13→						
1.6 EcoBoost	110	12/10→						
1.6 EcoBoost	134	12/10→						
1.6 Flexifuel	88	02/11→						
1.6 LPG	86	02/12→						
1.6 LPG	88	02/12→						
1.6 TDCi	70	12/10→						
1.6 TDCi	85	12/10→						
1.6 Ti	63	12/10→						
1.6 Ti	77	12/10→						
1.6 Ti	88	02/12→						
1.6 Ti	92	12/10→						
2.0 TDCi	85	02/11→						
2.0 TDCi	100	02/11→						
2.0 TDCi	103	04/10→						
2.0 TDCi	110	03/15→						
2.0 TDCi	120	12/10→						
2.0 TDCi	125	03/15→						
<b>Führungshülzensatz, Bremssattel</b>								
1.0 EcoBoost	74	10/12→	←			11.0101-5407.2	260011	ATE
1.0 EcoBoost	92	10/12→						
1.5 EcoBoost	110	03/15→						
1.5 EcoBoost	134	03/15→						
1.5 TDCi	70	03/15→						
1.5 TDCi	88	03/15→						
1.5 TDCi ECONetic	77	03/15→						
1.6 CNG	86	01/13→						
1.6 EcoBoost	110	12/10→						
1.6 EcoBoost	134	12/10→						
1.6 Flexifuel	88	02/11→						
1.6 LPG	86	02/12→						
1.6 LPG	88	02/12→						
1.6 TDCi	70	12/10→						
1.6 TDCi	85	12/10→						
1.6 Ti	63	12/10→						
1.6 Ti	77	12/10→						
1.6 Ti	88	02/12→						
1.6 Ti	92	12/10→						
2.0 TDCi	85	02/11→						
2.0 TDCi	100	02/11→						
2.0 TDCi	103	04/10→						
2.0 TDCi	110	03/15→						
2.0 TDCi	120	12/10→						
2.0 TDCi	125	03/15→						
<b>Führungsbolzen, Bremssattel</b>								
1.0 EcoBoost	74	10/12→				11.8171-0008.1	990049	ATE
1.0 EcoBoost	92	10/12→						
1.5 EcoBoost	110	03/15→						
1.5 EcoBoost	134	03/15→						
1.5 TDCi	70	03/15→						
1.5 TDCi	88	03/15→						
1.5 TDCi ECONetic	77	03/15→						
1.6 CNG	86	01/13→						
1.6 EcoBoost	110	12/10→						
1.6 EcoBoost	134	12/10→						
1.6 Flexifuel	88	02/11→						
↓								











	kW			 	! #		
<b>FORD - C-MAX II (DXA/CB7, DXA/CEU) 04/10→</b>							
<b>Führungsbolzen, Bremsattel</b>							
1.6 LPG	86	02/12→				11.8171-0008.1	990049 ATE
1.6 LPG	88	02/12→					
1.6 TDCi	70	12/10→					
1.6 TDCi	85	12/10→					
1.6 Ti	63	12/10→					
1.6 Ti	77	12/10→					
1.6 Ti	88	02/12→					
1.6 Ti	92	12/10→					
2.0 TDCi	85	02/11→					
2.0 TDCi	100	02/11→					
2.0 TDCi	103	04/10→					
2.0 TDCi	110	03/15→					
2.0 TDCi	120	12/10→					
2.0 TDCi	125	03/15→					
<b> Bremserschlauch</b>							
1.0 EcoBoost	74	10/12→	←		2	83.7769-0398.3	331472 L= 400
1.0 EcoBoost	92	10/12→					
1.5 EcoBoost	110	03/15→	→		2	24.5140-0420.3	331503 L= 420
1.5 EcoBoost	134	03/15→					
1.5 TDCi	70	03/15→					
1.5 TDCi	88	03/15→					
1.5 TDCi ECONetic	77	03/15→					
1.6 CNG	86	01/13→					
1.6 EcoBoost	110	12/10→					
1.6 EcoBoost	134	12/10→					
1.6 Flexifuel	88	02/11→					
1.6 LPG	86	02/12→					
1.6 LPG	88	02/12→					
1.6 TDCi	70	12/10→					
1.6 TDCi	85	12/10→					
1.6 Ti	63	12/10→					
1.6 Ti	77	12/10→					
1.6 Ti	88	02/12→					
1.6 Ti	92	12/10→					
2.0 Energi	136	01/15→					
2.0 TDCi	85	02/11→					
2.0 TDCi	100	02/11→					
2.0 TDCi	110	03/15→					
2.0 TDCi	120	12/10→					
2.0 TDCi	125	03/15→					
2.0 TDCi	103	04/10→	←	12/10→	2	83.7769-0398.3	331472 L= 400
			→		2	24.5140-0420.3	331503 L= 420
<b>FORD - C-MAX II Van 12/10→</b>							
<b> Bremsattel</b>							
1.0 EcoBoost	74	10/12→	←	☐		24.3571-9813.5	240557 ATE Ø 57 - Halter
1.0 EcoBoost	92	10/12→					
1.5 EcoBoost	110	03/15→	←	☐		24.3571-9814.5	240558 ATE Ø 57 - Halter
1.5 EcoBoost	134	03/15→	→	☐		11.9387-7099.2	221053 ATE Ø 38 - Halter
1.5 TDCi	88	03/15→					
1.5 TDCi ECONetic	77	03/15→	→	☐		11.9387-7100.2	221054 ATE Ø 38 - Halter
1.6 EcoBoost	110	12/10→					
1.6 TDCi	70	12/10→					
1.6 TDCi	85	12/10→					
2.0 TDCi	85	02/11→					
2.0 TDCi	103	02/11→					
2.0 TDCi	110	03/15→					
2.0 TDCi	120	12/10→					
2.0 TDCi	125	03/15→					
<b>Feder, Bremsattel</b>							
1.0 EcoBoost	74	10/12→			2	11.8116-0356.1	390586 ATE
1.0 EcoBoost	92	10/12→					
1.5 EcoBoost	110	03/15→	→		2	11.8116-0340.1	390595 ATE
1.5 EcoBoost	134	03/15→					
1.5 TDCi	88	03/15→					
1.5 TDCi ECONetic	77	03/15→					
1.6 EcoBoost	110	12/10→					
1.6 TDCi	70	12/10→					
1.6 TDCi	85	12/10→					
2.0 TDCi	85	02/11→					
2.0 TDCi	103	02/11→					
2.0 TDCi	110	03/15→					
2.0 TDCi	120	12/10→					
2.0 TDCi	125	03/15→					
<b>Führungshülzensatz, Bremsattel</b>							
1.0 EcoBoost	74	10/12→	←			11.0101-5407.2	260011 ATE
1.0 EcoBoost	92	10/12→					
↓							


























	kW			 	! #		
<b>FORD - C-MAX II Van 12/10→</b>							
<b>Führungshülensatz, Bremsattel</b>							
1.5 EcoBoost	110	03/15→	←			11.0101-5407.2 260011	ATE
1.5 EcoBoost	134	03/15→					
1.5 TDCi	88	03/15→					
1.5 TDCi ECONetic	77	03/15→					
1.6 EcoBoost	110	12/10→					
1.6 TDCi	70	12/10→					
1.6 TDCi	85	12/10→					
2.0 TDCi	85	02/11→					
2.0 TDCi	103	02/11→					
2.0 TDCi	110	03/15→					
2.0 TDCi	120	12/10→					
2.0 TDCi	125	03/15→					
<b>Führungsbolzen, Bremsattel</b>							
1.0 EcoBoost	74	10/12→				11.8171-0008.1 990049	ATE
1.0 EcoBoost	92	10/12→					
1.5 EcoBoost	110	03/15→					
1.5 EcoBoost	134	03/15→					
1.5 TDCi	88	03/15→					
1.5 TDCi ECONetic	77	03/15→					
1.6 EcoBoost	110	12/10→					
1.6 TDCi	70	12/10→					
1.6 TDCi	85	12/10→					
2.0 TDCi	85	02/11→					
2.0 TDCi	103	02/11→					
2.0 TDCi	110	03/15→					
2.0 TDCi	120	12/10→					
2.0 TDCi	125	03/15→					
<b>Bremsschlauch</b>							
1.0 EcoBoost	74	10/12→	←		2	83.7769-0398.3 331472	L= 400
1.0 EcoBoost	92	10/12→					
1.5 EcoBoost	110	03/15→	→		2	24.5140-0420.3 331503	L= 420
1.5 EcoBoost	134	03/15→					
1.5 TDCi	88	03/15→					
1.5 TDCi ECONetic	77	03/15→					
1.6 EcoBoost	110	12/10→					
1.6 TDCi	70	12/10→					
1.6 TDCi	85	12/10→					
2.0 TDCi	85	02/11→					
2.0 TDCi	103	02/11→					
2.0 TDCi	110	03/15→					
2.0 TDCi	120	12/10→					
2.0 TDCi	125	03/15→					
<b>FORD - COUGAR (EC_) 08/98→12/01</b>							
<b>Bremssattel</b>							
2.0 16V	96	08/98→12/01	←	☐; 09/98→		24.3601-8527.5 240503	ATE Ø 60 - Halter
2.5 V6 24V	125	08/98→12/01	←	☐; 09/98→		24.3601-8528.5 240504	ATE Ø 60 - Halter
			→	☐; 09/98→		24.3364-1703.5 240309	BOS Ø 36 - Halter
			→	☐; 09/98→		24.3364-1704.5 240310	BOS Ø 36 - Halter
2.5 ST 200	151	01/00→12/01	←	☐		24.3601-8527.5 240503	ATE Ø 60 - Halter
			←	☐		24.3601-8528.5 240504	ATE Ø 60 - Halter
2.5 V6 24V	125	06/00→12/01	←	☐		24.3601-8527.5 240503	ATE Ø 60 - Halter
			←	☐		24.3601-8528.5 240504	ATE Ø 60 - Halter
			→	☐		24.3364-1703.5 240309	BOS Ø 36 - Halter
			→	☐		24.3364-1704.5 240310	BOS Ø 36 - Halter
<b>Feder, Bremsattel</b>							
2.0 16V	96	08/98→12/01	←	09/98→	2	11.8116-0301.1 390610	ATE
2.5 V6 24V	125	08/98→12/01					
2.5 ST 200	151	01/00→12/01	←		2	11.8116-0301.1 390610	ATE
2.5 V6 24V	125	06/00→12/01					
<b>Führungshülensatz, Bremsattel</b>							
2.0 16V	96	08/98→12/01	←	09/98→		11.0101-5407.2 260011	ATE
2.5 V6 24V	125	08/98→12/01					
2.5 ST 200	151	01/00→12/01	←			11.0101-5407.2 260011	ATE
2.5 V6 24V	125	06/00→12/01					
<b>Führungsbolzen, Bremsattel</b>							
2.0 16V	96	08/98→12/01	←	09/98→		11.8171-0008.1 990049	ATE
2.5 V6 24V	125	08/98→12/01					
2.5 ST 200	151	01/00→12/01	←			11.8171-0008.1 990049	ATE
↓							











	kw			 	! #		
<b>FORD - COUGAR (EC_) 08/98→12/01</b>							
<b>Führungsbolzen, Bremsattel</b>							
2.5 V6 24V	125	06/00→12/01	←			11.8171-0008.1 990049	ATE
<b>Dichtungssatz, Bremsattel</b>							
2.0 16V	96	08/98→12/01	←	09/98→		11.0441-6007.2 250146	ATE
2.5 V6 24V	125	08/98→12/01	←				
2.5 ST 200	151	01/00→12/01	←			11.0441-6007.2 250146	ATE
2.5 V6 24V	125	06/00→12/01	←				
<b>Bremsschlauch</b>							
2.0 16V	96	08/98→12/01	←	09/98→	2	83.7114-0376.3 330373	L= 370
2.5 V6 24V	125	08/98→12/01	←	09/98→	2	24.5309-0540.3 331368	L= 540
2.5 ST 200	151	01/00→12/01	←		2	83.7114-0376.3 330373	L= 370
2.5 V6 24V	125	06/00→12/01	←		2	24.5309-0540.3 331368	L= 540
<b>FORD - COURIER Kasten (F3L, F5L) 04/89→02/96</b>							
<b>Bremssattel</b>							
1.3	44	09/91→02/96	←	☐; 11/95→		11.3481-8513.2 220335	ATE Ø 48 - Halter
1.8 D	44	09/91→02/96	←	☐; 11/95→		11.3481-8514.2 220336	ATE Ø 48 - Halter
			←	☐; → 10/95		24.3481-8511.5 240760	Ø 48 - Halter
			←	☐; → 10/95		24.3481-8512.5 240761	Ø 48 - Halter
			←	☐; → 10/95; V		24.3541-1701.5 240005	ATE Ø 54 - Halter
			←	☐; 11/95→; V		24.3541-8529.5 240553	ATE Ø 54 - Halter
			←	☐; 11/95→; V		24.3541-8530.5 240554	ATE Ø 54 - Halter
<b>Halter, Bremsattel</b>							
1.3	44	09/91→02/96	←	11/95→		11.0230-0687.1 260106	ATE
1.8 D	44	09/91→02/96	←				
<b>Führungshülzensatz, Bremsattel</b>							
1.3	44	09/91→02/96	←	11/95→		11.0101-5407.2 260011	ATE
1.8 D	44	09/91→02/96	←	→ 10/95		11.0101-5407.2 260011	ATE
<b>Führungsbolzen, Bremsattel</b>							
1.3	44	09/91→02/96		11/95→		11.8171-0008.1 990049	ATE
1.8 D	44	09/91→02/96		→ 10/95		11.8171-0008.1 990049	ATE
<b>Dichtungssatz, Bremsattel</b>							
1.3	44	09/91→02/96	←	11/95→		11.0441-4805.2 250020	ATE
1.8 D	44	09/91→02/96	←	→ 10/95		11.0441-4805.2 250020	ATE
			←	→ 10/95; V		11.0441-5402.2 250028	ATE
			→	11/95→; V		11.0441-5402.2 250028	ATE
<b>Bremsschlauch</b>							
1.3	44	09/91→02/96	←		2	24.5303-0400.3 330404	L= 400
1.8 D	44	09/91→02/96	←		2	24.5304-0280.3 330589	L= 280
<b>FORD - COURIER Kasten (J5_, J3_) 02/96→</b>							
<b>Bremssattel</b>							
1.3	44	02/96→08/03	←	☐; 02/00→ 03/02; - ABS		24.3481-8515.5 240477	ATE Ø 48 - Halter
1.8 D	44	02/96→04/02	←	☐; 02/00→ 03/02; - ABS		24.3481-8516.5 240478	ATE Ø 48 - Halter
			←	☐; → 01/00		24.3541-8529.5 240553	ATE Ø 54 - Halter
			←	☐; → 01/00		24.3541-8530.5 240554	ATE Ø 54 - Halter
			←	☐; 02/00→ 03/02; + ABS		24.3541-8531.5 240679	ATE Ø 54 - Halter
			←	☐; 02/00→ 03/02; + ABS		24.3541-8532.5 240680	ATE Ø 54 - Halter
1.4 i	66	04/96→10/99	←	☐		24.3541-8529.5 240553	ATE Ø 54 - Halter
			←	☐		24.3541-8530.5 240554	ATE Ø 54 - Halter
1.8 DI	55	09/00→08/03	←	☐; → 03/02; - ABS		24.3481-8515.5 240477	ATE Ø 48 - Halter
			←	☐; → 03/02; - ABS		24.3481-8516.5 240478	ATE Ø 48 - Halter
			←	☐; → 03/02; + ABS		24.3541-8531.5 240679	ATE Ø 54 - Halter
			←	☐; → 03/02; + ABS		24.3541-8532.5 240680	ATE Ø 54 - Halter










	kw			 	! #		
<b>FORD - COURIER Kasten (J5_, J3_) 02/96→</b>							
<b>Feder, Bremssattel</b>							
1.3 1.8 D	44 44	02/96→08/03 02/96→04/02		→ 01/00	2	11.8116-0264.1 390594	ATE
				02/00→ 03/02	2	11.8116-0264.1 390594	ATE
1.4 i	66	04/96→10/99			2	11.8116-0264.1 390594	ATE
1.8 DI	55	09/00→08/03		→ 03/02; - ABS	2	11.8116-0264.1 390594	ATE
				→ 03/02; + ABS	2	11.8116-0264.1 390594	ATE
<b>Führungshülzensatz, Bremssattel</b>							
1.3 1.8 D	44 44	02/96→08/03 02/96→04/02	←	02/00→ 03/02		11.0101-5407.2 260011	ATE
			←	→ 01/00		11.0101-5407.2 260011	ATE
1.4 i	66	04/96→10/99	←			11.0101-5407.2 260011	ATE
1.8 DI	55	09/00→08/03	←	→ 03/02; - ABS		11.0101-5407.2 260011	ATE
			←	→ 03/02; + ABS		11.0101-5407.2 260011	ATE
<b>Führungsbolzen, Bremssattel</b>							
1.3 1.8 D	44 44	02/96→08/03 02/96→04/02	←	02/00→ 03/02		11.8171-0008.1 990049	ATE
			←	→ 01/00		11.8171-0008.1 990049	ATE
1.4 i	66	04/96→10/99	←			11.8171-0008.1 990049	ATE
1.8 DI	55	09/00→08/03	←	→ 03/02; - ABS		11.8171-0008.1 990049	ATE
			←	→ 03/02; + ABS		11.8171-0008.1 990049	ATE
<b>Dichtungssatz, Bremssattel</b>							
1.3 1.8 D	44 44	02/96→08/03 02/96→04/02	←	→ 01/00		11.0441-5402.2 250028	ATE
1.4 i	66	04/96→10/99	←			11.0441-5402.2 250028	ATE
<b> Bremsschlauch</b>							
1.3 1.8 D	44 44	02/96→08/03 02/96→04/02	←	☐; → 03/02		24.5312-0360.3 331572	L= 360
			←	☐; → 03/02		24.5312-0361.3 331573	L= 360
			→	→ 03/02	2	24.5304-0280.3 330589	L= 280
1.4 i	66	04/96→10/99	←	☐		24.5312-0360.3 331572	L= 360
			←	☐		24.5312-0361.3 331573	L= 360
			→		2	24.5305-0295.3 330657	L= 297
1.8 DI	55	09/00→08/03	←	☐; → 03/02		24.5312-0360.3 331572	L= 360
			←	☐; → 03/02		24.5312-0361.3 331573	L= 360
			→	→ 03/02	2	24.5305-0310.3 331326	L= 310
<b>FORD - ESCORT '95 Express (AVL) 01/95→06/01</b>							
<b> Bremssattel</b>							
1.4 1.8 D	54 44	01/95→08/00 01/95→08/00	←	☐; 02/95→ 02/99		24.3541-1707.5 240067	BDX Ø 54 - Halter
			←	☐; 02/95→ 02/99		24.3541-1708.5 240068	BDX Ø 54 - Halter
1.8 TD	66	01/95→08/00	←	☐; 02/95→ 07/00		24.3541-1707.5 240067	BDX Ø 54 - Halter
			←	☐; 02/95→ 07/00		24.3541-1708.5 240068	BDX Ø 54 - Halter
1.8 Turbo D	51	12/95→06/01	←	☐; → 02/99		24.3541-1707.5 240067	BDX Ø 54 - Halter
			←	☐; → 07/00		24.3541-1707.5 240067	BDX Ø 54 - Halter
			←	☐; → 02/99		24.3541-1708.5 240068	BDX Ø 54 - Halter
			←	☐; → 07/00		24.3541-1708.5 240068	BDX Ø 54 - Halter
<b>Zubehörsatz, Bremssattel</b>							
1.4 1.8 D	54 44	01/95→08/00 01/95→08/00	←	02/95→ 02/99		24.0101-5401.2 260059	BDX
1.8 TD	66	01/95→08/00	←	02/95→ 07/00		24.0101-5401.2 260059	BDX
1.8 Turbo D	51	12/95→06/01	←	→ 07/00		24.0101-5401.2 260059	BDX
			←	→ 02/99		24.0101-5401.2 260059	BDX
<b>FORD - ESCORT VI (GAL) 01/92→09/96</b>							
<b> Bremssattel</b>							
1.3	44	09/92→01/95	←	☐; + ABS		24.3541-1707.5 240067	BDX Ø 54 - Halter
			←	☐; + ABS		24.3541-1708.5 240068	BDX Ø 54 - Halter
↓							















	kW					! #			
<b>FORD - ESCORT VI (GAL) 01/92→09/96</b>									
 <b>Bremssattel</b>									
1.4	52	09/92→01/95	←	<input type="checkbox"/>			24.3541-1707.5	240067	BDX Ø 54 - Halter
1.4	55	01/94→01/95							
1.6 i 16V	65	01/94→01/95	←	<input type="checkbox"/>			24.3541-1708.5	240068	BDX Ø 54 - Halter
1.6 i 16V	66	09/92→01/95							
1.8 D	44	09/92→01/95							
1.8 i 16V	77	09/92→01/95							
1.8 TD	66	02/93→01/95							
1.8 XR3i 16V 4x4	77	08/93→01/95							
<b>Feder, Bremssattel</b>									
RS Cosworth 4x4	162	09/92→01/95				2	11.8116-0073.1	390498	ATE
<b>Führungshülensatz, Bremssattel</b>									
1.8 16V XR3i	96	09/92→01/95	←				11.0101-5407.2	260011	ATE
1.8 XR3i 16V 4x4	96	08/93→01/95							
RS 2000	110	09/92→01/95							
RS Cosworth 4x4	162	09/92→01/95							
<b>Führungsbolzen, Bremssattel</b>									
1.8 16V XR3i	96	09/92→01/95	←				11.8171-0008.1	990049	ATE
1.8 XR3i 16V 4x4	96	08/93→01/95							
RS 2000	110	09/92→01/95							
RS Cosworth 4x4	162	09/92→01/95							
<b>Dichtungssatz, Bremssattel</b>									
1.8 16V XR3i	96	09/92→01/95	←				11.0441-6007.2	250146	ATE
1.8 XR3i 16V 4x4	96	08/93→01/95							
RS 2000	110	09/92→01/95							
RS Cosworth 4x4	162	09/92→01/95							
<b>Zubehörsatz, Bremssattel</b>									
1.3	44	09/92→01/95	←		+ ABS		24.0101-5401.2	260059	BDX
1.4	52	09/92→01/95	←				24.0101-5401.2	260059	BDX
1.4	55	01/94→01/95							
1.6 i 16V	65	01/94→01/95							
1.6 i 16V	66	09/92→01/95							
1.8 D	44	09/92→01/95							
1.8 i 16V	77	09/92→01/95							
1.8 TD	66	02/93→01/95							
1.8 XR3i 16V 4x4	77	08/93→01/95							
 <b>Bremsschlauch</b>									
1.4	52	09/92→01/95	→			2	24.5303-0455.3	330588	L= 455
1.4	55	01/94→01/95							
1.6 i 16V	66	09/92→01/95	←	<input type="checkbox"/>			24.5129-0395.3	330582	L= 395
			←	<input type="checkbox"/>			24.5129-0396.3	330583	L= 395
			→			2	24.5303-0455.3	330588	L= 455
<b>FORD - ESCORT VI Cabriolet (ALL) 01/92→01/95</b>									
 <b>Bremssattel</b>									
1.4 i	55	07/93→01/95	←	<input type="checkbox"/>			24.3541-1707.5	240067	BDX Ø 54 - Halter
1.6 16V XR3i	66	12/92→01/95							
1.6 i 16V	65	02/94→01/95	←	<input type="checkbox"/>			24.3541-1708.5	240068	BDX Ø 54 - Halter
1.8 16V XR3i	77	12/92→01/95							
<b>Führungshülensatz, Bremssattel</b>									
1.8 16V XR3i	96	12/92→01/95	←				11.0101-5407.2	260011	ATE
<b>Führungsbolzen, Bremssattel</b>									
1.8 16V XR3i	96	12/92→01/95	←				11.8171-0008.1	990049	ATE
<b>Dichtungssatz, Bremssattel</b>									
1.8 16V XR3i	96	12/92→01/95	←				11.0441-6007.2	250146	ATE
<b>Zubehörsatz, Bremssattel</b>									
1.4 i	55	07/93→01/95	←				24.0101-5401.2	260059	BDX
1.6 16V XR3i	66	12/92→01/95							
1.6 i 16V	65	02/94→01/95							
1.8 16V XR3i	77	12/92→01/95							
 <b>Bremsschlauch</b>									
1.4 i	55	07/93→01/95	→			2	24.5303-0455.3	330588	L= 455








	kw					! #		
<b>FORD - ESCORT VI Stufenheck (GAL) 08/93→01/95</b>								
 <b>Bremssattel</b>								
1.3	44	08/93→01/95	←	☐; + ABS		24.3541-1707.5	240067	BDX Ø 54 - Halter
			←	☐; + ABS		24.3541-1708.5	240068	BDX Ø 54 - Halter
1.4	55	08/93→01/95	←	☐		24.3541-1707.5	240067	BDX Ø 54 - Halter
1.6 i 16V	65	01/94→01/95						
1.6 i 16V	66	08/93→01/95	←	☐		24.3541-1708.5	240068	BDX Ø 54 - Halter
1.8 D	44	08/93→01/95						
1.8 i 16V	77	08/93→01/95						
1.8 TD	66	08/93→01/95						
<b>Zubehörsatz, Bremssattel</b>								
1.3	44	08/93→01/95	←	+ ABS		24.0101-5401.2	260059	BDX
1.4	55	08/93→01/95	←			24.0101-5401.2	260059	BDX
1.6 i 16V	65	01/94→01/95						
1.6 i 16V	66	08/93→01/95						
1.8 D	44	08/93→01/95						
1.8 i 16V	77	08/93→01/95						
1.8 TD	66	08/93→01/95						
 <b>Bremsschlauch</b>								
1.4	55	08/93→01/95	→		2	24.5303-0455.3	330588	L= 455
<b>FORD - ESCORT VI Turnier (GAL) 09/92→01/95</b>								
 <b>Bremssattel</b>								
1.3	44	09/92→01/95	←	☐		24.3541-1707.5	240067	BDX Ø 54 - Halter
1.4	52	09/92→01/95						
1.4	55	01/94→01/95	←	☐		24.3541-1708.5	240068	BDX Ø 54 - Halter
1.6 i 16V	65	01/94→01/95						
1.6 i 16V	66	09/92→01/95						
1.8 D	44	09/92→01/95						
1.8 i 16V	77	01/93→01/95						
1.8 TD	66	02/93→01/95						
<b>Führungshülzensatz, Bremssattel</b>								
1.8 i 16V	96	02/93→01/95	←			11.0101-5407.2	260011	ATE
<b>Führungsbolzen, Bremssattel</b>								
1.8 i 16V	96	02/93→01/95	←			11.8171-0008.1	990049	ATE
<b>Dichtungssatz, Bremssattel</b>								
1.8 i 16V	96	02/93→01/95	←			11.0441-6007.2	250146	ATE
<b>Zubehörsatz, Bremssattel</b>								
1.3	44	09/92→01/95	←			24.0101-5401.2	260059	BDX
1.4	52	09/92→01/95						
1.4	55	01/94→01/95						
1.6 i 16V	65	01/94→01/95						
1.6 i 16V	66	09/92→01/95						
1.8 D	44	09/92→01/95						
1.8 i 16V	77	01/93→01/95						
1.8 TD	66	02/93→01/95						
 <b>Bremsschlauch</b>								
1.4	52	09/92→01/95	→		2	24.5303-0455.3	330588	L= 455
1.4	55	01/94→01/95						
<b>FORD - ESCORT VII (GAL, AAL, ABL) 01/95→10/02</b>								
 <b>Bremssattel</b>								
1.3	44	01/95→10/98	←	☐; 02/95→		24.3541-1707.5	240067	BDX Ø 54 - Halter
1.4	55	01/95→10/98						
1.6 16V	66	01/95→10/98	←	☐; 02/95→		24.3541-1708.5	240068	BDX Ø 54 - Halter
1.6 16V 4x4	66	01/95→10/98						
1.6 i 16V	65	01/95→08/95						
1.8 16V	77	01/95→08/95						
1.8 16V	85	01/95→10/98						
1.8 TD	66	01/95→10/98						
1.4	54	01/95→12/99	←	☐; 02/95→ 02/99		24.3541-1707.5	240067	BDX Ø 54 - Halter
			←	☐; 02/95→ 02/99		24.3541-1708.5	240068	BDX Ø 54 - Halter
1.8 D	44	01/95→12/96	←	☐; 02/95→		24.3541-1707.5	240067	BDX Ø 54 - Halter
			←	☐; → 01/95		24.3541-1707.5	240067	BDX Ø 54 - Halter
			←	☐; 02/95→		24.3541-1708.5	240068	BDX Ø 54 - Halter
			←	☐; → 01/95		24.3541-1708.5	240068	BDX Ø 54 - Halter
↓								




























	kW					! #		
<b>FORD - ESCORT VII (GAL, AAL, ABL) 01/95→10/02</b>								
 <b>Bremssattel</b>								
1.8 Turbo D	51	12/95→10/98	←	☐		24.3541-1707.5	240067	BDX Ø 54 - Halter
			←	☐		24.3541-1708.5	240068	BDX Ø 54 - Halter
<b>Feder, Bremssattel</b>								
RS 2000	110	02/95→02/98			→ 12/95	2	11.8116-0073.1	390498 ATE
RS Cosworth 4x4	162	02/95→10/98						
<b>Führungshülensatz, Bremssattel</b>								
RS 2000	110	02/95→02/98	←			11.0101-5407.2	260011	ATE
			←		→ 12/95	11.0101-5407.2	260011	ATE
RS 2000 4x4	110	02/95→10/98	←			11.0101-5407.2	260011	ATE
RS Cosworth 4x4	162	02/95→10/98	←		→ 12/95	11.0101-5407.2	260011	ATE
<b>Führungsbolzen, Bremssattel</b>								
RS 2000	110	02/95→02/98	←			11.8171-0008.1	990049	ATE
			←		→ 12/95	11.8171-0008.1	990049	ATE
RS 2000 4x4	110	02/95→10/98	←			11.8171-0008.1	990049	ATE
RS Cosworth 4x4	162	02/95→10/98	←		→ 12/95	11.8171-0008.1	990049	ATE
<b>Dichtungssatz, Bremssattel</b>								
RS 2000	110	02/95→02/98	←			11.0441-6007.2	250146	ATE
			←		→ 12/95	11.0441-6007.2	250146	ATE
RS 2000 4x4	110	02/95→10/98	←			11.0441-6007.2	250146	ATE
RS Cosworth 4x4	162	02/95→10/98	←		→ 12/95	11.0441-6007.2	250146	ATE
<b>Zubehörsatz, Bremssattel</b>								
1.3	44	01/95→10/98	←		02/95→	24.0101-5401.2	260059	BDX
1.4	55	01/95→10/98						
1.6 16V	66	01/95→10/98						
1.6 16V 4x4	66	01/95→10/98						
1.6 i 16V	65	01/95→08/95						
1.8 16V	77	01/95→08/95						
1.8 16V	85	01/95→10/98						
1.8 TD	66	01/95→10/98						
1.4	54	01/95→12/99	←		02/95→ 02/99	24.0101-5401.2	260059	BDX
1.8 D	44	01/95→12/96	←		02/95→	24.0101-5401.2	260059	BDX
			←		→ 01/95	24.0101-5401.2	260059	BDX
1.8 Turbo D	51	12/95→10/98	←			24.0101-5401.2	260059	BDX
 <b>Bremsschlauch</b>								
1.3	44	01/95→10/98	→		02/95→; - ABS	2	24.5305-0300.3	330658 L= 300
1.4	55	01/95→10/98	→					
1.6 16V	66	01/95→10/98	→		02/95→; + ABS	2	24.5305-0420.3	330661 L= 420
1.6 16V 4x4	66	01/95→10/98						
1.6 i 16V	65	01/95→08/95						
1.8 16V	77	01/95→08/95						
1.8 16V	85	01/95→10/98						
1.8 D	44	01/95→12/96						
1.8 TD	66	01/95→10/98						
1.8 Turbo D	51	12/95→10/98	→		- ABS	2	24.5305-0300.3	330658 L= 300
			→		+ ABS	2	24.5305-0420.3	330661 L= 420
RS 2000	110	02/95→02/98	→		→ 12/95	2	24.5305-0420.3	330661 L= 420
RS Cosworth 4x4	162	02/95→10/98						
<b>FORD - ESCORT VII Cabriolet (ALL) 02/95→08/00</b>								
 <b>Bremssattel</b>								
1.4	55	02/95→08/98	←	☐		24.3541-1707.5	240067	BDX Ø 54 - Halter
1.6 16V XR3i	65	02/95→12/96	←	☐		24.3541-1708.5	240068	BDX Ø 54 - Halter
1.6 16V XR3i	66	02/95→09/99	←	☐				
1.8 16V XR3i	77	02/95→08/98						
1.8 16V XR3i	85	10/95→08/98						
1.8 TD	66	09/95→08/98						
1.8 Turbo D	51	10/96→08/99						
<b>Führungshülensatz, Bremssattel</b>								
1.8 16V XR3i	96	02/95→08/00	←		→ 02/99	11.0101-5407.2	260011	ATE
↓								



















	kW					! #		
<b>FORD - ESCORT VII Cabriolet (ALL) 02/95→08/00</b>								
<b>Führungsbolzen, Bremsattel</b>								
1.8 16V XR3i	96	02/95→08/00	←	→ 02/99			11.8171-0008.1 990049	ATE
<b>Dichtungssatz, Bremsattel</b>								
1.8 16V XR3i	96	02/95→08/00	←	→ 02/99			11.0441-6007.2 250146	ATE
<b>Zubehörsatz, Bremsattel</b>								
1.4	55	02/95→08/98	←				24.0101-5401.2 260059	BDX
1.6 16V XR3i	65	02/95→12/96						
1.6 16V XR3i	66	02/95→09/99						
1.8 16V XR3i	77	02/95→08/98						
1.8 16V XR3i	85	10/95→08/98						
1.8 TD	66	09/95→08/98						
1.8 Turbo D	51	10/96→08/99						
<b>Bremsschlauch</b>								
1.4	55	02/95→08/98	→	- ABS	2	24.5305-0300.3 330658	L= 300	
1.6 16V XR3i	65	02/95→12/96	→	+ ABS	2	24.5305-0420.3 330661	L= 420	
1.8 16V XR3i	77	02/95→08/98						
1.8 16V XR3i	85	10/95→08/98						
1.8 TD	66	09/95→08/98						
1.6 16V XR3i	66	02/95→09/99	→	→ 02/99; - ABS	2	24.5305-0300.3 330658	L= 300	
1.8 16V XR3i	96	02/95→08/00	→	→ 02/99; + ABS	2	24.5305-0420.3 330661	L= 420	
<b>FORD - ESCORT VII Stufenheck (GAL, AFL) 01/95→08/02</b>								
<b>Bremssattel</b>								
1.3	44	01/95→02/99	←	☐; 02/95→		24.3541-1707.5 240067	BDX Ø 54 - Halter	
1.4	54	01/95→12/96						
1.4	55	01/95→02/99	←	☐; 02/95→		24.3541-1708.5 240068	BDX Ø 54 - Halter	
1.6 i 16V	65	01/95→08/95						
1.6 i 16V	66	01/95→02/99						
1.8 16V	77	01/95→08/95						
1.8 16V	85	01/95→02/99						
1.8 TD	66	01/95→02/99						
1.8 D	44	01/95→12/96	←	☐; → 01/95		24.3541-1707.5 240067	BDX Ø 54 - Halter	
			←	☐; 02/95→		24.3541-1707.5 240067	BDX Ø 54 - Halter	
			←	☐; → 01/95		24.3541-1708.5 240068	BDX Ø 54 - Halter	
			←	☐; 02/95→		24.3541-1708.5 240068	BDX Ø 54 - Halter	
1.8 Turbo D	51	12/95→02/99	←	☐		24.3541-1707.5 240067	BDX Ø 54 - Halter	
			←	☐		24.3541-1708.5 240068	BDX Ø 54 - Halter	
<b>Zubehörsatz, Bremsattel</b>								
1.3	44	01/95→02/99	←	02/95→		24.0101-5401.2 260059	BDX	
1.4	54	01/95→12/96						
1.4	55	01/95→02/99						
1.6 i 16V	65	01/95→08/95						
1.6 i 16V	66	01/95→02/99						
1.8 16V	77	01/95→08/95						
1.8 16V	85	01/95→02/99						
1.8 TD	66	01/95→02/99						
1.8 D	44	01/95→12/96	←	02/95→		24.0101-5401.2 260059	BDX	
			←	→ 01/95		24.0101-5401.2 260059	BDX	
1.8 Turbo D	51	12/95→02/99	←			24.0101-5401.2 260059	BDX	
<b>Bremsschlauch</b>								
1.3	44	01/95→02/99	→	02/95→; - ABS	2	24.5305-0300.3 330658	L= 300	
1.4	54	01/95→12/96	→	02/95→; + ABS	2	24.5305-0420.3 330661	L= 420	
1.4	55	01/95→02/99						
1.6 i 16V	65	01/95→08/95						
1.6 i 16V	66	01/95→02/99						
1.8 16V	77	01/95→08/95						
1.8 16V	85	01/95→02/99						
1.8 D	44	01/95→12/96						
1.8 TD	66	01/95→02/99						
<b>FORD - ESCORT VII Turnier (GAL, ANL) 01/95→10/02</b>								
<b>Bremssattel</b>								
1.3	44	01/95→01/99	←	☐; 02/95→		24.3541-1707.5 240067	BDX Ø 54 - Halter	
1.4	54	01/95→12/96						
1.4	55	01/95→02/99	←	☐; 02/95→		24.3541-1708.5 240068	BDX Ø 54 - Halter	
1.6 16V	66	01/95→02/99						
1.6 i 16V	65	01/95→08/95						
1.8 16V	77	01/95→08/95						

	kw					! #		
<b>FORD - ESCORT VII Turnier (GAL, ANL) 01/95→10/02</b>								
 <b>Bremssattel</b>								
1.8 16V	85	01/95→02/99	←	☐; 02/95→		24.3541-1707.5	240067	BDX Ø 54 - Halter
1.8 D	44	01/95→02/99	←	☐; 02/95→		24.3541-1708.5	240068	BDX Ø 54 - Halter
1.8 TD	66	01/95→02/99	←	☐; 02/95→		24.3541-1707.5	240067	BDX Ø 54 - Halter
1.8 Turbo D	51	12/95→02/99	←	☐		24.3541-1708.5	240068	BDX Ø 54 - Halter
			←	☐		24.3541-1708.5	240068	BDX Ø 54 - Halter
<b>Zubehörsatz, Bremssattel</b>								
1.3	44	01/95→01/99	←	02/95→		24.0101-5401.2	260059	BDX
1.4	54	01/95→12/96						
1.4	55	01/95→02/99						
1.6 16V	66	01/95→02/99						
1.6 i 16V	65	01/95→08/95						
1.8 16V	77	01/95→08/95						
1.8 16V	85	01/95→02/99						
1.8 D	44	01/95→02/99						
1.8 TD	66	01/95→02/99						
1.8 Turbo D	51	12/95→02/99	←			24.0101-5401.2	260059	BDX
 <b>Bremsschlauch</b>								
1.3	44	01/95→01/99	→	02/95→; - ABS	2	24.5305-0300.3	330658	L= 300
			→	02/95→; + ABS	2	24.5305-0420.3	330661	L= 420
1.4	54	01/95→12/96	→	08/95→	2	24.5305-0320.3	330764	L= 322
1.4	55	01/95→02/99						
1.6 16V	66	01/95→02/99						
1.6 i 16V	65	01/95→08/95						
1.8 16V	77	01/95→08/95						
1.8 16V	85	01/95→02/99						
1.8 D	44	01/95→02/99						
1.8 TD	66	01/95→02/99						
1.8 Turbo D	51	12/95→02/99	→		2	24.5305-0320.3	330764	L= 322
<b>FORD - ESCORT CLASSIC (AAL, ABL) 10/98→07/00</b>								
 <b>Bremssattel</b>								
1.6 16V	66	10/98→07/00	←	☐		24.3541-1707.5	240067	BDX Ø 54 - Halter
1.8 TD	66	10/98→07/00	←	☐		24.3541-1708.5	240068	BDX Ø 54 - Halter
<b>Zubehörsatz, Bremssattel</b>								
1.6 16V	66	10/98→07/00	←			24.0101-5401.2	260059	BDX
1.8 TD	66	10/98→07/00	←					
 <b>Bremsschlauch</b>								
1.6 16V	66	10/98→07/00	→	→ 02/99; - ABS	2	24.5305-0300.3	330658	L= 300
			→	→ 02/99; + ABS	2	24.5305-0420.3	330661	L= 420
<b>FORD - ESCORT CLASSIC Turnier (ANL) 02/99→07/00</b>								
 <b>Bremssattel</b>								
1.6 16V	66	02/99→07/00	←	☐		24.3541-1707.5	240067	BDX Ø 54 - Halter
1.8 TD	66	02/99→07/00	←	☐		24.3541-1708.5	240068	BDX Ø 54 - Halter
<b>Zubehörsatz, Bremssattel</b>								
1.6 16V	66	02/99→07/00	←			24.0101-5401.2	260059	BDX
1.8 TD	66	02/99→07/00	←					
 <b>Bremsschlauch</b>								
1.6 16V	66	02/99→07/00	→	→ 02/99	2	24.5305-0320.3	330764	L= 322
<b>FORD - FIESTA III (GFJ) 01/89→01/97</b>								
 <b>Bremssattel</b>								
1.0	33	03/89→12/95	←	☐; 11/95→		11.3481-8513.2	220335	ATE Ø 48 - Halter
1.3	44	03/89→12/95	←	☐; 11/95→		11.3481-8514.2	220336	ATE Ø 48 - Halter
1.4	52	03/89→12/95	←	☐; 11/95→				
1.4	54	03/89→12/95	←	☐; → 10/95		24.3481-8511.5	240760	Ø 48 - Halter
1.4 Cat	54	03/89→12/95	←	☐; → 10/95		24.3481-8512.5	240761	Ø 48 - Halter
1.6 i 16V	65	01/94→12/95	←	☐; → 10/95		24.3541-1701.5	240005	ATE Ø 54 - Halter
1.8 16V	77	02/92→12/95	←	☐; → 10/95; V		24.3541-8529.5	240553	ATE Ø 54 - Halter
1.8 TD	55	03/93→12/95	←	☐; 11/95→; V		24.3541-8530.5	240554	ATE Ø 54 - Halter
1.8 XR2i 16V	96	02/92→12/95	←	☐; 11/95→; V				
↓								

	kW			 	! #		
<b>FORD - FIESTA III (GFJ) 01/89→01/97</b>							
<b>Bremssattel</b>							
1.1	37	03/89→12/95	←	☐; 11/95→		11.3481-8513.2 220335	ATE Ø 48 - Halter
1.1	40	03/89→12/95	←	☐; 11/95→		11.3481-8514.2 220336	ATE Ø 48 - Halter
1.8 D	44	03/89→12/95	←	☐; 05/89→ 10/95		24.3481-8511.5 240760	Ø 48 - Halter
			←	☐; 05/89→ 10/95		24.3481-8512.5 240761	Ø 48 - Halter
			←	☐; 05/89→ 10/95; V		24.3541-1701.5 240005	ATE Ø 54 - Halter
			←	☐; 11/95→; V		24.3541-8529.5 240553	ATE Ø 54 - Halter
			←	☐; 11/95→; V		24.3541-8530.5 240554	ATE Ø 54 - Halter
1.3 Cat	44	05/91→01/97	←	☐; 11/95→ 11/96		11.3481-8513.2 220335	ATE Ø 48 - Halter
1.4	55	11/92→12/96	←	☐; 11/95→ 11/96		11.3481-8514.2 220336	ATE Ø 48 - Halter
			←	☐; → 10/95		24.3481-8511.5 240760	Ø 48 - Halter
			←	☐; → 10/95		24.3481-8512.5 240761	Ø 48 - Halter
			←	☐; → 10/95; V		24.3541-1701.5 240005	ATE Ø 54 - Halter
			←	☐; 11/95→ 11/96; V		24.3541-8529.5 240553	ATE Ø 54 - Halter
			←	☐; 11/95→ 11/96; V		24.3541-8530.5 240554	ATE Ø 54 - Halter
<b>Halter, Bremssattel</b>							
1.0	33	03/89→12/95	←	11/95→		11.0230-0687.1 260106	ATE
1.1	37	03/89→12/95					
1.1	40	03/89→12/95					
1.3	44	03/89→12/95					
1.4	52	03/89→12/95					
1.4	54	03/89→12/95					
1.4 Cat	54	03/89→12/95					
1.6 i 16V	65	01/94→12/95					
1.8 16V	77	02/92→12/95					
1.8 D	44	03/89→12/95					
1.8 TD	55	03/93→12/95					
1.8 XR2i 16V	96	02/92→12/95					
1.3 Cat	44	05/91→01/97	←	11/95→ 11/96		11.0230-0687.1 260106	ATE
1.4	55	11/92→12/96					
<b>Führungshülzensatz, Bremssattel</b>							
1.0	33	03/89→12/95	←	11/95→		11.0101-5407.2 260011	ATE
1.3	44	03/89→12/95					
1.4	52	03/89→12/95	←	→ 10/95		11.0101-5407.2 260011	ATE
1.4	54	03/89→12/95					
1.4 Cat	54	03/89→12/95					
1.6 i 16V	65	01/94→12/95					
1.8 16V	77	02/92→12/95					
1.8 TD	55	03/93→12/95					
1.8 XR2i 16V	96	02/92→12/95					
1.1	37	03/89→12/95	←	05/89→ 10/95		11.0101-5407.2 260011	ATE
1.1	40	03/89→12/95					
1.8 D	44	03/89→12/95	←	11/95→		11.0101-5407.2 260011	ATE
1.3 Cat	44	05/91→01/97	←	→ 10/95		11.0101-5407.2 260011	ATE
1.4	55	11/92→12/96	←	11/95→ 11/96		11.0101-5407.2 260011	ATE
<b>Führungsbolzen, Bremssattel</b>							
1.0	33	03/89→12/95		→ 10/95		11.8171-0008.1 990049	ATE
1.3	44	03/89→12/95					
1.4	52	03/89→12/95		11/95→		11.8171-0008.1 990049	ATE
1.4	54	03/89→12/95					
1.4 Cat	54	03/89→12/95					
1.6 i 16V	65	01/94→12/95					
1.8 16V	77	02/92→12/95					
1.8 TD	55	03/93→12/95					
1.8 XR2i 16V	96	02/92→12/95					
1.1	37	03/89→12/95		05/89→ 10/95		11.8171-0008.1 990049	ATE
1.1	40	03/89→12/95					
1.8 D	44	03/89→12/95		11/95→		11.8171-0008.1 990049	ATE
1.3 Cat	44	05/91→01/97		11/95→ 11/96		11.8171-0008.1 990049	ATE
1.4	55	11/92→12/96		→ 10/95		11.8171-0008.1 990049	ATE
<b>Dichtungssatz, Bremssattel</b>							
1.0	33	03/89→12/95	←	→ 10/95		11.0441-4805.2 250020	ATE
1.3	44	03/89→12/95					
1.4	52	03/89→12/95	←	11/95→		11.0441-4805.2 250020	ATE
1.4	54	03/89→12/95	←	→ 10/95; V		11.0441-5402.2 250028	ATE
1.4 Cat	54	03/89→12/95					
1.6 i 16V	65	01/94→12/95	→	11/95→; V		11.0441-5402.2 250028	ATE
1.8 16V	77	02/92→12/95					
1.8 TD	55	03/93→12/95					



















	kw			 	! #						
<b>FORD - FIESTA III (GFJ) 01/89→01/97</b>											
<b>Dichtungssatz, Bremssattel</b>											
1.8 XR2i 16V	96	02/92→12/95	←	→ 10/95		11.0441-4805.2	250020	ATE			
			←	11/95→		11.0441-4805.2	250020	ATE			
			←	→ 10/95; V		11.0441-5402.2	250028	ATE			
			→	11/95→; V		11.0441-5402.2	250028	ATE			
1.1 1.1 1.8 D	37 40 44	03/89→12/95 03/89→12/95 03/89→12/95	←	05/89→ 10/95		11.0441-4805.2	250020	ATE			
			←	11/95→		11.0441-4805.2	250020	ATE			
			←	05/89→ 10/95; V		11.0441-5402.2	250028	ATE			
			→	11/95→; V		11.0441-5402.2	250028	ATE			
1.3 Cat 1.4	44 55	05/91→01/97 11/92→12/96	←	11/95→ 11/96		11.0441-4805.2	250020	ATE			
			←	→ 10/95		11.0441-4805.2	250020	ATE			
			←	→ 10/95; V		11.0441-5402.2	250028	ATE			
			→	11/95→ 11/96; V		11.0441-5402.2	250028	ATE			
<b> Bremsschlauch</b>											
1.0 1.3 1.4 1.4 1.4 Cat 1.6 i 16V 1.8 16V 1.8 TD 1.8 XR2i 16V	33 44 52 54 54 65 77 55 96	03/89→12/95 03/89→12/95 03/89→12/95 03/89→12/95 03/89→12/95 01/94→12/95 02/92→12/95 03/93→12/95 02/92→12/95	←		2	24.5303-0400.3	330404	L= 400			
			→	- SCS	2	24.5306-0295.3	330662	L= 295			
			←	05/89→	2	24.5303-0400.3	330404	L= 400			
			→	05/89→; - SCS	2	24.5306-0295.3	330662	L= 295			
			←	→ 11/96	2	24.5303-0400.3	330404	L= 400			
			→	→ 11/96; - SCS	2	24.5306-0295.3	330662	L= 295			
			<b>FORD - FIESTA IV (JA_, JB_) 08/95→09/02</b>								
			<b> Bremssattel</b>								
			1.0 i	38	02/97→09/99	←			11.3481-8513.2	220335	ATE Ø 48 - Halter
						←			24.3541-8529.5	240553	ATE Ø 54 - Halter
1.0 i	48	09/99→01/02	←	 ; → 01/00		11.3481-8513.2	220335	ATE Ø 48 - Halter			
			←	 ; → 01/00		24.3541-8529.5	240553	ATE Ø 54 - Halter			
			←	 ; 02/00→; - ABS		11.3481-8514.2	220336	ATE Ø 48 - Halter			
			←	 ; 02/00→; - ABS		24.3541-8530.5	240554	ATE Ø 54 - Halter			
			←	 ; 02/00→; - ABS		24.3481-8515.5	240477	ATE Ø 48 - Halter			
			←	 ; 02/00→; - ABS		24.3481-8516.5	240478	ATE Ø 48 - Halter			
			←	 ; 02/00→; + ABS		24.3541-8531.5	240679	ATE Ø 54 - Halter			
			←	 ; 02/00→; + ABS		24.3541-8532.5	240680	ATE Ø 54 - Halter			
1.25 i 16V	55	08/95→01/02	←	 ; 01/96→ 01/00; Schaltgetriebe		11.3481-8513.2	220335	ATE Ø 48 - Halter			
			←	 ; 01/96→ 01/00; Schaltgetriebe		11.3481-8514.2	220336	ATE Ø 48 - Halter			
			←	 ; 02/00→; - ABS		24.3481-8515.5	240477	ATE Ø 48 - Halter			
			←	 ; 02/00→; - ABS		24.3481-8516.5	240478	ATE Ø 48 - Halter			
			←	 ; 01/96→ 01/00; Vollautomatik		24.3541-8529.5	240553	ATE Ø 54 - Halter			
			←	 ; 01/96→ 01/00; Vollautomatik		24.3541-8530.5	240554	ATE Ø 54 - Halter			
			←	 ; 02/00→; + ABS		24.3541-8531.5	240679	ATE Ø 54 - Halter			
			←	 ; 02/00→; + ABS		24.3541-8532.5	240680	ATE Ø 54 - Halter			
1.3 1.3 i	42 44	04/96→08/99 04/96→08/99	←			11.3481-8513.2	220335	ATE Ø 48 - Halter			
			←			11.3481-8514.2	220336	ATE Ø 48 - Halter			
1.3 i 1.3 i 1.8 D	37 44 44	08/95→01/02 08/95→01/02 08/95→04/00	←	; 01/96→ 01/00		11.3481-8513.2	220335	ATE Ø 48 - Halter			
			←	; 01/96→ 01/00		11.3481-8514.2	220336	ATE Ø 48 - Halter			
			←	; 02/00→; - ABS		24.3481-8515.5	240477	ATE Ø 48 - Halter			
			←	; 02/00→; - ABS		24.3481-8516.5	240478	ATE Ø 48 - Halter			
			←	; 02/00→; + ABS		24.3541-8531.5	240679	ATE Ø 54 - Halter			
			←	; 02/00→; + ABS		24.3541-8532.5	240680	ATE Ø 54 - Halter			
↓											

	kw			 	! #			
<b>FORD - FIESTA IV (JA_, JB_) 08/95→09/02</b>								
<b>Bremssattel</b>								
1.4 i 16V	66	04/96→01/02	←	☐; 02/00→; - ABS		24.3481-8515.5	240477	ATE Ø 48 - Halter
			←	☐; 02/00→; - ABS		24.3481-8516.5	240478	ATE Ø 48 - Halter
			←	☐; → 01/00		24.3541-8529.5	240553	ATE Ø 54 - Halter
			←	☐; → 01/00		24.3541-8530.5	240554	ATE Ø 54 - Halter
			←	☐; 02/00→; + ABS		24.3541-8531.5	240679	ATE Ø 54 - Halter
			←	☐; 02/00→; + ABS		24.3541-8532.5	240680	ATE Ø 54 - Halter
1.6 1.6 16V Sport 1.8 DI	65 76 55	02/00→01/02 02/00→01/02 04/00→01/02	←	☐; - ABS		24.3481-8515.5	240477	ATE Ø 48 - Halter
			←	☐; - ABS		24.3481-8516.5	240478	ATE Ø 48 - Halter
			←	☐; + ABS		24.3541-8531.5	240679	ATE Ø 54 - Halter
			←	☐; + ABS		24.3541-8532.5	240680	ATE Ø 54 - Halter
<b>Halter, Bremssattel</b>								
1.0 i	38	02/97→09/99	←		2	11.0230-0687.1	260106	ATE
1.3	42	04/96→08/99						
1.3 i	44	04/96→08/99						
1.0 i	48	09/99→01/02	←	→ 01/00	2	11.0230-0687.1	260106	ATE
1.25 i 16V	55	08/95→01/02	←	01/96→ 01/00; Schaltgetriebe	2	11.0230-0687.1	260106	ATE
1.3 i	37	08/95→01/02	←	01/96→ 01/00	2	11.0230-0687.1	260106	ATE
1.3 i	44	08/95→01/02						
1.8 D	44	08/95→04/00						
<b>Feder, Bremssattel</b>								
1.0 i	38	02/97→09/99			2	11.8116-0264.1	390594	ATE
1.3	42	04/96→08/99						
1.3 i	44	04/96→08/99						
1.6	65	02/00→01/02						
1.6 16V Sport	76	02/00→01/02						
1.0 i	48	09/99→01/02		→ 01/00	2	11.8116-0264.1	390594	ATE
1.4 i 16V	66	04/96→01/02		02/00→	2	11.8116-0264.1	390594	ATE
1.25 i 16V	55	08/95→01/02		01/96→ 01/00; Schaltgetriebe	2	11.8116-0264.1	390594	ATE
				02/00→	2	11.8116-0264.1	390594	ATE
				01/96→ 01/00; Vollautomatik	2	11.8116-0264.1	390594	ATE
1.3 i	37	08/95→01/02		01/96→ 01/00	2	11.8116-0264.1	390594	ATE
1.3 i	44	08/95→01/02			2	11.8116-0264.1	390594	ATE
1.8 D	44	08/95→04/00		02/00→	2	11.8116-0264.1	390594	ATE
1.8 DI	55	04/00→01/02		+ ABS	2	11.8116-0264.1	390594	ATE
				- ABS	2	11.8116-0264.1	390594	ATE
<b>Führungshülzensatz, Bremssattel</b>								
1.0 i	38	02/97→09/99	←			11.0101-5407.2	260011	ATE
1.3	42	04/96→08/99						
1.3 i	44	04/96→08/99						
1.6	65	02/00→01/02						
1.6 16V Sport	76	02/00→01/02						
1.0 i	48	09/99→01/02	←	02/00→		11.0101-5407.2	260011	ATE
1.4 i 16V	66	04/96→01/02	←	→ 01/00		11.0101-5407.2	260011	ATE
1.25 i 16V	55	08/95→01/02	←	01/96→ 01/00; Vollautomatik		11.0101-5407.2	260011	ATE
			←	01/96→ 01/00; Schaltgetriebe		11.0101-5407.2	260011	ATE
			←	02/00→		11.0101-5407.2	260011	ATE
1.3 i	37	08/95→01/02	←	01/96→ 01/00		11.0101-5407.2	260011	ATE
1.3 i	44	08/95→01/02	←			11.0101-5407.2	260011	ATE
1.8 D	44	08/95→04/00	←	02/00→		11.0101-5407.2	260011	ATE
1.8 DI	55	04/00→01/02	←	+ ABS		11.0101-5407.2	260011	ATE
			←	- ABS		11.0101-5407.2	260011	ATE
<b>Führungsbolzen, Bremssattel</b>								
1.0 i	38	02/97→09/99	←			11.8171-0008.1	990049	ATE
1.3	42	04/96→08/99						
1.3 i	44	04/96→08/99						
1.6	65	02/00→01/02						
1.6 16V Sport	76	02/00→01/02						
1.0 i	48	09/99→01/02	←	→ 01/00		11.8171-0008.1	990049	ATE
1.4 i 16V	66	04/96→01/02	←	02/00→		11.8171-0008.1	990049	ATE
1.25 i 16V	55	08/95→01/02	←	01/96→ 01/00; Vollautomatik		11.8171-0008.1	990049	ATE
			←	01/96→ 01/00; Schaltgetriebe		11.8171-0008.1	990049	ATE
↓								

	kW					! #			
<b>FORD - FIESTA IV (JA_, JB_) 08/95→09/02</b>									
<b>Führungsbolzen, Bremsattel</b>									
1.25 i 16V	55	08/95→01/02	←	02/00→			11.8171-0008.1 990049	ATE	
1.3 i	37	08/95→01/02	←	01/96→ 01/00			11.8171-0008.1 990049	ATE	
1.3 i	44	08/95→01/02	←	02/00→			11.8171-0008.1 990049	ATE	
1.8 D	44	08/95→04/00							
1.8 DI	55	04/00→01/02	←	+ ABS			11.8171-0008.1 990049	ATE	
			←	- ABS			11.8171-0008.1 990049	ATE	
<b>Dichtungssatz, Bremsattel</b>									
1.0 i	38	02/97→09/99	←				11.0441-4805.2 250020	ATE	
							11.0441-5402.2 250028	ATE	
1.0 i	48	09/99→01/02	←	→ 01/00			11.0441-4805.2 250020	ATE	
							11.0441-5402.2 250028	ATE	
1.25 i 16V	55	08/95→01/02	←	01/96→ 01/00; Schaltgetriebe			11.0441-4805.2 250020	ATE	
			←	01/96→ 01/00; Vollautomatik			11.0441-5402.2 250028	ATE	
1.3	42	04/96→08/99	←				11.0441-4805.2 250020	ATE	
1.3 i	44	04/96→08/99	←				11.0441-4805.2 250020	ATE	
1.3 i	37	08/95→01/02	←	01/96→ 01/00			11.0441-4805.2 250020	ATE	
1.3 i	44	08/95→01/02							
1.8 D	44	08/95→04/00							
1.4 i 16V	66	04/96→01/02	←	→ 01/00			11.0441-5402.2 250028	ATE	
<b> Bremsschlauch</b>									
1.0 i	38	02/97→09/99	←	☐			24.5312-0360.3 331572	L= 360	
	42	04/96→08/99	←	☐			24.5312-0361.3 331573	L= 360	
1.3			→		2		24.5305-0295.3 330657	L= 297	
1.0 i	48	09/99→01/02	←	☐			24.5312-0360.3 331572	L= 360	
	66	04/96→01/02	←	☐			24.5312-0361.3 331573	L= 360	
	1.4 i 16V	76	02/00→01/02	→	02/00	2		24.5305-0295.3 330657	L= 297
				→	03/00→	2		24.5305-0310.3 331326	L= 310
1.25 i 16V	55	08/95→01/02	←	☐; 01/96→			24.5312-0360.3 331572	L= 360	
	37	08/95→01/02	←	☐; 01/96→			24.5312-0361.3 331573	L= 360	
	44	08/95→01/02	→	01/96→ 02/00	2		24.5305-0295.3 330657	L= 297	
	44	08/95→04/00	→	03/00→	2		24.5305-0310.3 331326	L= 310	
1.3 i	44	04/96→08/99	→		2		24.5305-0295.3 330657	L= 297	
1.6	65	02/00→01/02	←	☐			24.5312-0360.3 331572	L= 360	
	55	04/00→01/02	←	☐			24.5312-0361.3 331573	L= 360	
1.8 DI			→		2		24.5305-0310.3 331326	L= 310	
<b>FORD - FIESTA V (JH_, JD_) 11/01→03/10</b>									
<b> Bremsattel</b>									
1.25 16V	51	03/03→06/08	←	☐			24.3541-8531.5 240679	ATE Ø 54 - Halter	
1.25 16V	55	05/02→06/08	←	☐			24.3541-8532.5 240680	ATE Ø 54 - Halter	
1.6 TDCi	66	11/04→06/08	←	☐			24.3541-8532.5 240680	ATE Ø 54 - Halter	
1.3	44	11/01→06/08	←	☐; 04/02→			24.3541-8531.5 240679	ATE Ø 54 - Halter	
1.3	51	11/01→06/08	←	☐; 04/02→			24.3541-8532.5 240680	ATE Ø 54 - Halter	
1.4 16V	59	11/01→06/08	←	☐; 04/02→			24.3541-8532.5 240680	ATE Ø 54 - Halter	
1.4 TDCi	50	11/01→06/08	←	☐; 04/02→			24.3541-8532.5 240680	ATE Ø 54 - Halter	
1.6 16V	74	11/01→06/08	←	☐; 04/02→			24.3541-8532.5 240680	ATE Ø 54 - Halter	
<b>Feder, Bremsattel</b>									
1.25 16V	51	03/03→06/08			2		11.8116-0264.1 390594	ATE	
1.25 16V	55	05/02→06/08					11.8116-0264.1 390594	ATE	
1.6 TDCi	66	11/04→06/08					11.8116-0264.1 390594	ATE	
1.3	44	11/01→06/08		04/02→	2		11.8116-0264.1 390594	ATE	
1.3	51	11/01→06/08					11.8116-0264.1 390594	ATE	
1.4 16V	59	11/01→06/08					11.8116-0264.1 390594	ATE	
1.4 TDCi	50	11/01→06/08					11.8116-0264.1 390594	ATE	
1.6 16V	74	11/01→06/08					11.8116-0264.1 390594	ATE	
ST150	110	03/05→06/08	←	→ 04/08	2		11.8116-0301.1 390610	ATE	
			←	05/08→	2		11.8116-0301.1 390610	ATE	
<b>Führungshülzensatz, Bremsattel</b>									
1.25 16V	51	03/03→06/08	←				11.0101-5407.2 260011	ATE	
1.25 16V	55	05/02→06/08	←				11.0101-5407.2 260011	ATE	
1.6 TDCi	66	11/04→06/08	←				11.0101-5407.2 260011	ATE	
↓									





	kW			 	! #		
<b>FORD - FIESTA V (JH_, JD_) 11/01→03/10</b>							
<b>Führungshülsensatz, Bremsattel</b>							
1.3	44	11/01→06/08	←	04/02→		11.0101-5407.2 260011	ATE
1.3	51	11/01→06/08					
1.4 16V	59	11/01→06/08					
1.4 TDCi	50	11/01→06/08					
1.6 16V	74	11/01→06/08					
<b>Führungsbolzen, Bremsattel</b>							
1.25 16V	51	03/03→06/08				11.8171-0008.1 990049	ATE
1.25 16V	55	05/02→06/08					
1.6 TDCi	66	11/04→06/08					
1.3	44	11/01→06/08		04/02→		11.8171-0008.1 990049	ATE
1.3	51	11/01→06/08					
1.4 16V	59	11/01→06/08					
1.4 TDCi	50	11/01→06/08					
1.6 16V	74	11/01→06/08					
<b> Bremsschlauch</b>							
1.25 16V	51	03/03→06/08	←		2	24.5141-0473.3 331303	L= 473
1.25 16V	55	05/02→06/08					
1.6 TDCi	66	11/04→06/08	→		2	83.7827-0300.3 330902	L= 300
1.3	44	11/01→06/08	←	04/02→	2	24.5141-0473.3 331303	L= 473
1.3	51	11/01→06/08					
1.4 16V	59	11/01→06/08	→	04/02→	2	83.7827-0300.3 330902	L= 300
1.4 TDCi	50	11/01→06/08					
1.6 16V	74	11/01→06/08					
ST150	110	03/05→06/08	←		2	24.5141-0473.3 331303	L= 473
<b>FORD - FIESTA V Van 10/03→12/10</b>							
<b> Bremsattel</b>							
1.3	51	10/03→07/05	←			24.3541-8531.5 240679	ATE Ø 54 - Halter
			←			24.3541-8532.5 240680	ATE Ø 54 - Halter
1.4 TDCi	50	10/03→12/10	←	 ; → 08/08		24.3541-8531.5 240679	ATE Ø 54 - Halter
1.6 TDCi	66	04/07→09/09	←	 ; → 08/08		24.3541-8532.5 240680	ATE Ø 54 - Halter
<b>Feder, Bremsattel</b>							
1.3	51	10/03→07/05			2	11.8116-0264.1 390594	ATE
1.4 TDCi	50	10/03→12/10		→ 08/08	2	11.8116-0264.1 390594	ATE
1.6 TDCi	66	04/07→09/09					
<b>Führungshülsensatz, Bremsattel</b>							
1.3	51	10/03→07/05	←			11.0101-5407.2 260011	ATE
1.4 TDCi	50	10/03→12/10	←	→ 08/08		11.0101-5407.2 260011	ATE
1.6 TDCi	66	04/07→09/09					
<b>Führungsbolzen, Bremsattel</b>							
1.3	51	10/03→07/05				11.8171-0008.1 990049	ATE
1.4 TDCi	50	10/03→12/10		→ 08/08		11.8171-0008.1 990049	ATE
1.6 TDCi	66	04/07→09/09					
<b> Bremsschlauch</b>							
1.3	51	10/03→07/05	←		2	24.5141-0473.3 331303	L= 473
			→		2	83.7827-0300.3 330902	L= 300
1.4 TDCi	50	10/03→12/10	←	→ 08/08	2	24.5141-0473.3 331303	L= 473
1.6 TDCi	66	04/07→09/09	→	→ 08/08	2	83.7827-0300.3 330902	L= 300
<b>FORD - FIESTA VI (CB1, CCN) 06/08→</b>							
<b> Bremsattel</b>							
1.0	48	01/13→	←	 ; für Fahrzeuge mit Trommelbremse an der Hinterachse		24.3541-1857.5 240733	TRW Ø 54 - Halter
1.0	59	10/12→					
1.0 EcoBoost	74	01/13→					
1.0 Sport	103	05/14→	←	 ; für Fahrzeuge mit Trommelbremse an der Hinterachse		24.3541-1858.5 240734	TRW Ø 54 - Halter
1.4 TDCi	50	01/09→					
1.4 TDCi	51	07/10→					
1.5 TDCi	70	05/15→					
1.6	62	03/15→					
1.6 TDCi	70	02/10→					
1.6 Ti	99	12/10→					
1.0 EcoBoost	92	09/12→	←	 ; 10/12→; für Fahrzeuge mit Trommelbremse an der Hinterachse		24.3541-1857.5 240733	TRW Ø 54 - Halter
1.5 TDCi	55	09/12→					
1.6 Ti	77	09/12→					
↓							

**FORD - FIESTA VI (CB1, CCN) 06/08→**

**Bremssattel**

1.0 EcoBoost 1.5 TDCi 1.6 Ti	92	09/12→	←	☐; 10/12→; für Fahrzeuge mit Trommelbremse an der Hinterachse	24.3541-1858.5	240734	TRW Ø 54 - Halter
	55	09/12→					
	77	09/12→					
1.25 1.25	44	06/08→	←	☐; 09/08→	24.3541-1857.5	240733	TRW Ø 54 - Halter
	60	06/08→	←	☐; 09/08→			
1.4 1.6 TDCi 1.6 TDCi 1.6 Ti	71	06/08→	←	☐; 09/08→; für Fahrzeuge mit Trommelbremse an der Hinterachse	24.3541-1857.5	240733	TRW Ø 54 - Halter
	55	06/08→					
	66	06/08→					
	88	06/08→	←	☐; 09/08→; für Fahrzeuge mit Trommelbremse an der Hinterachse			
1.4 LPG 1.4 LPG	68	01/09→	←	☐; 06/09→; für Fahrzeuge mit Trommelbremse an der Hinterachse	24.3541-1857.5	240733	TRW Ø 54 - Halter
	71	01/09→	←	☐; 06/09→; für Fahrzeuge mit Trommelbremse an der Hinterachse			

**Bremsschlauch**

1.0	48	01/13→	←	☐	83.7838-0376.3	331475	L= 372				
	59	10/12→									
1.0 EcoBoost 1.0 Sport 1.5 TDCi 1.6	74	01/13→	←	☐	24.5204-0260.3	331423	L= 260				
	103	05/14→	→								
	70	05/15→									
	62	03/15→									
1.0 EcoBoost 1.5 TDCi 1.6 Ti	92	09/12→	←	☐; 10/12→	83.7838-0376.3	331475	L= 372				
	55	09/12→	←	☐; 10/12→							
	77	09/12→	→	10/12→				2	24.5204-0260.3	331423	L= 260
1.25 1.25 1.4 1.6 TDCi 1.6 TDCi 1.6 Ti	44	06/08→	←	☐; 09/08→	83.7838-0370.3	331122	L= 366				
	60	06/08→	←	☐; 09/08→							
	71	06/08→	←	☐; 09/08→							
	55	06/08→	→	09/08→				2	24.5204-0260.3	331423	L= 260
	66	06/08→									
1.4 LPG 1.4 LPG	68	01/09→	←	☐; 06/09→	83.7838-0370.3	331122	L= 366				
	71	01/09→	←	☐; 06/09→							
			→	06/09→				2	24.5204-0260.3	331423	L= 260
1.4 TDCi 1.4 TDCi 1.6 TDCi 1.6 Ti	50	01/09→	←	☐	83.7838-0370.3	331122	L= 366				
	51	07/10→	←	☐							
	70	02/10→	←	☐							
	99	12/10→	→					2	24.5204-0260.3	331423	L= 260
1.6 ST 1.6 ST200	134	03/13→	←	☐	83.7838-0376.3	331475	L= 372				
	147	04/16→	←	☐							





























**FORD - FIESTA VI Van 01/09→**








**Bremssattel**

1.0	48	01/13→	←	☐	24.3541-1857.5	240733	TRW Ø 54 - Halter
	59	10/12→					
1.0 EcoBoost 1.0 EcoBoost 1.25 1.4 TDCi 1.4 TDCi 1.5 TDCi 1.5 TDCi 1.6 TDCi 1.6 TDCi	74	01/13→	←	☐	24.3541-1858.5	240734	TRW Ø 54 - Halter
	103	05/14→					
	60	01/09→					
	50	01/09→					
	51	07/10→					
	55	10/12→					
	70	05/15→					
	66	01/09→					
	70	02/10→					
	1.0 EcoBoost	92	09/12→	←			
←				☐; 10/12→	24.3541-1858.5	240734	TRW Ø 54 - Halter








**Bremsschlauch**








1.0	48	01/13→	←	☐	83.7838-0376.3	331475	L= 372			
	59	10/12→								
1.0 EcoBoost 1.0 EcoBoost 1.5 TDCi 1.5 TDCi	74	01/13→	←	☐	24.5204-0260.3	331423	L= 260			
	103	05/14→	→							
	55	10/12→								
	70	05/15→								
1.0 EcoBoost	92	09/12→	←	☐; 10/12→	83.7838-0376.3	331475	L= 372			
			←	☐; 10/12→				83.7838-0377.3	331476	L= 372
			→	10/12→				2	24.5204-0260.3	331423

	kw					! #			
<b>FORD - FIESTA VI Van 01/09→</b>									
 <b>Bremsschlauch</b>									
1.25	60	01/09→	←				83.7838-0370.3	331122	L= 366
1.4 TDCi	50	01/09→	←				83.7838-0371.3	331123	L= 366
1.4 TDCi	51	07/10→	←						
1.6 TDCi	66	01/09→	→			2	24.5204-0260.3	331423	L= 260
1.6 TDCi	70	02/10→	→						
1.6 ST	134	03/13→	←				83.7838-0376.3	331475	L= 372
			←				83.7838-0377.3	331476	L= 372
<b>FORD - FIESTA Kasten (FVD) 03/83→12/95</b>									
 <b>Bremssattel</b>									
1.8 D (FVJ)	43	03/89→12/95	←		; 11/95→		11.3481-8513.2	220335	ATE Ø 48 - Halter
			←		; 11/95→		11.3481-8514.2	220336	ATE Ø 48 - Halter
			←		; 09/91→ 10/95		24.3481-8511.5	240760	Ø 48 - Halter
			←		; 09/91→ 10/95		24.3481-8512.5	240761	Ø 48 - Halter
			←		; 09/91→ 10/95; V		24.3541-1701.5	240005	ATE Ø 54 - Halter
			←		; 11/95→; V		24.3541-8529.5	240553	ATE Ø 54 - Halter
			←		; 11/95→; V		24.3541-8530.5	240554	ATE Ø 54 - Halter
<b>Halter, Bremssattel</b>									
1.8 D (FVJ)	43	03/89→12/95	←		11/95→		11.0230-0687.1	260106	ATE
<b>Führungshülensatz, Bremssattel</b>									
1.8 D (FVJ)	43	03/89→12/95	←		09/91→ 10/95		11.0101-5407.2	260011	ATE
			←		11/95→		11.0101-5407.2	260011	ATE
<b>Führungsbolzen, Bremssattel</b>									
1.8 D (FVJ)	43	03/89→12/95			09/91→ 10/95		11.8171-0008.1	990049	ATE
					11/95→		11.8171-0008.1	990049	ATE
<b>Dichtungssatz, Bremssattel</b>									
1.8 D (FVJ)	43	03/89→12/95	←		09/91→ 10/95		11.0441-4805.2	250020	ATE
			←		11/95→		11.0441-4805.2	250020	ATE
			←		09/91→ 10/95; V		11.0441-5402.2	250028	ATE
			→		11/95→; V		11.0441-5402.2	250028	ATE
 <b>Bremsschlauch</b>									
1.8 D (FVJ)	43	03/89→12/95	←		09/91→	2	24.5303-0400.3	330404	L= 400
			→		09/91→	2	24.5304-0280.3	330589	L= 280
<b>FORD - FIESTA Kasten (JV_) 05/98→08/03</b>									
 <b>Bremssattel</b>									
D 1.8	44	05/98→04/02	←		; 02/00→ 03/02; - ABS		24.3481-8515.5	240477	ATE Ø 48 - Halter
			←		; 02/00→ 03/02; - ABS		24.3481-8516.5	240478	ATE Ø 48 - Halter
			←		; → 01/00		24.3541-8529.5	240553	ATE Ø 54 - Halter
			←		; → 01/00		24.3541-8530.5	240554	ATE Ø 54 - Halter
			←		; 02/00→ 03/02; + ABS		24.3541-8531.5	240679	ATE Ø 54 - Halter
			←		; 02/00→ 03/02; + ABS		24.3541-8532.5	240680	ATE Ø 54 - Halter
<b>Feder, Bremssattel</b>									
D 1.8	44	05/98→04/02			→ 01/00	2	11.8116-0264.1	390594	ATE
					02/00→ 03/02	2	11.8116-0264.1	390594	ATE
<b>Führungshülensatz, Bremssattel</b>									
D 1.8	44	05/98→04/02	←		02/00→ 03/02		11.0101-5407.2	260011	ATE
			←		→ 01/00		11.0101-5407.2	260011	ATE
<b>Führungsbolzen, Bremssattel</b>									
D 1.8	44	05/98→04/02	←		02/00→ 03/02		11.8171-0008.1	990049	ATE
			←		→ 01/00		11.8171-0008.1	990049	ATE
↓									

	kW			 	! #		
<b>FORD - FIESTA Kasten (JV_) 05/98→08/03</b>							
<b>Dichtungssatz, Bremssattel</b>							
D 1.8	44	05/98→04/02	←	→ 01/00		11.0441-5402.2 250028	ATE
<b>Bremsschlauch</b>							
D 1.8	44	05/98→04/02	←	☐; → 03/02		24.5312-0360.3 331572	L= 360
			←	☐; → 03/02		24.5312-0361.3 331573	L= 360
			→	→ 03/02	2	24.5304-0280.3 330589	L= 280
TD 1.8	55	03/00→08/03	→	→ 03/02	2	24.5304-0280.3 330589	L= 280
<b>FORD - FOCUS (DAW, DBW) 09/98→12/07</b>							
<b>Bremssattel</b>							
1.4 16V	55	10/98→09/99	←	☐		24.3541-8105.5 240485	ATE Ø 54 - Halter
			←	☐		24.3541-8106.5 240486	ATE Ø 54 - Halter
			→	☐		24.3344-1705.5 240273	TRW Ø 34 - Halter
			→	☐		24.3344-1706.5 240274	TRW Ø 34 - Halter
1.4 16V	55	10/98→11/04	←	☐; → 09/04		24.3541-8105.5 240485	ATE Ø 54 - Halter
1.6 16V	74	10/98→11/04	←	☐; → 09/04		24.3541-8106.5 240486	ATE Ø 54 - Halter
1.6 16V Flexifuel	75	01/02→11/04	←	☐; → 09/04		24.3541-8106.5 240486	ATE Ø 54 - Halter
1.8 16V	85	10/98→11/04	→	☐; → 09/04		24.3344-1705.5 240273	TRW Ø 34 - Halter
1.8 DI / TDDi	55	08/99→11/04	→	☐; → 09/04		24.3344-1705.5 240273	TRW Ø 34 - Halter
1.8 TDCi	74	08/02→11/04	→	☐; → 09/04		24.3344-1706.5 240274	TRW Ø 34 - Halter
1.8 TDCi	85	03/01→11/04	→	☐; → 09/04		24.3344-1706.5 240274	TRW Ø 34 - Halter
1.8 Turbo DI / TDDi	66	10/98→11/04	→	☐; → 09/04		24.3344-1705.5 240273	TRW Ø 34 - Halter
2.0 16V	96	10/98→11/04	→	☐; → 09/04		24.3344-1706.5 240274	TRW Ø 34 - Halter
RS	158	10/02→11/04	→	☐; → 09/04		24.3344-1705.5 240273	TRW Ø 34 - Halter
ST170	127	03/02→11/04	→	☐; → 09/04		24.3344-1706.5 240274	TRW Ø 34 - Halter
<b>Feder, Bremssattel</b>							
ST170	127	03/02→11/04	←	→ 09/04	2	11.8116-0301.1 390610	ATE
<b>Führungshülzensatz, Bremssattel</b>							
1.4 16V	55	10/98→09/99	←			11.0101-5407.2 260011	ATE
1.4 16V	55	10/98→11/04	←	→ 09/04		11.0101-5407.2 260011	ATE
1.6 16V	74	10/98→11/04	←	→ 09/04		11.0101-5407.2 260011	ATE
1.6 16V Flexifuel	75	01/02→11/04	←	→ 09/04		11.0101-5407.2 260011	ATE
1.8 16V	85	10/98→11/04	←	→ 09/04		11.0101-5407.2 260011	ATE
1.8 DI / TDDi	55	08/99→11/04	←	→ 09/04		11.0101-5407.2 260011	ATE
1.8 TDCi	74	08/02→11/04	←	→ 09/04		11.0101-5407.2 260011	ATE
1.8 TDCi	85	03/01→11/04	←	→ 09/04		11.0101-5407.2 260011	ATE
1.8 Turbo DI / TDDi	66	10/98→11/04	←	→ 09/04		11.0101-5407.2 260011	ATE
2.0 16V	96	10/98→11/04	←	→ 09/04		11.0101-5407.2 260011	ATE
<b>Führungsbolzen, Bremssattel</b>							
1.4 16V	55	10/98→09/99	←			11.8171-0008.1 990049	ATE
1.4 16V	55	10/98→11/04	←	→ 09/04		11.8171-0008.1 990049	ATE
1.6 16V	74	10/98→11/04	←	→ 09/04		11.8171-0008.1 990049	ATE
1.6 16V Flexifuel	75	01/02→11/04	←	→ 09/04		11.8171-0008.1 990049	ATE
1.8 16V	85	10/98→11/04	←	→ 09/04		11.8171-0008.1 990049	ATE
1.8 DI / TDDi	55	08/99→11/04	←	→ 09/04		11.8171-0008.1 990049	ATE
1.8 TDCi	74	08/02→11/04	←	→ 09/04		11.8171-0008.1 990049	ATE
1.8 TDCi	85	03/01→11/04	←	→ 09/04		11.8171-0008.1 990049	ATE
1.8 Turbo DI / TDDi	66	10/98→11/04	←	→ 09/04		11.8171-0008.1 990049	ATE
2.0 16V	96	10/98→11/04	←	→ 09/04		11.8171-0008.1 990049	ATE
<b>Bremsschlauch</b>							
1.4 16V	55	10/98→09/99	←		2	24.5112-0341.3 330655	L= 340
			→		2	24.5228-0196.3 330656	L= 195
1.4 16V	55	10/98→11/04	←	→ 09/04	2	24.5112-0341.3 330655	L= 340
1.6 16V	74	10/98→11/04	←	→ 09/04	2	24.5112-0341.3 330655	L= 340
1.8 16V	85	10/98→11/04	→	09/00→ 04/01	2	24.5124-0410.3 330760	L= 410
1.8 DI / TDDi	55	08/99→11/04	→	05/01→ 09/04	2	24.5124-0411.3 330774	L= 410
1.8 Turbo DI / TDDi	66	10/98→11/04	→	→ 08/00	2	24.5124-0411.3 330774	L= 410
2.0 16V	96	10/98→11/04	→	→ 08/00	2	24.5228-0196.3 330656	L= 195
1.6 16V Flexifuel	75	01/02→11/04	←	→ 09/04	2	24.5112-0341.3 330655	L= 340
1.8 TDCi	74	08/02→11/04	←	→ 09/04	2	24.5112-0341.3 330655	L= 340
1.8 TDCi	85	03/01→11/04	→	→ 09/04	2	24.5124-0411.3 330774	L= 410
ST170	127	03/02→11/04	→	→ 09/04	2	24.5124-0411.3 330774	L= 410
RS	158	10/02→11/04	→	→ 09/04	2	24.5124-0411.3 330774	L= 410



	kw			 	! #		
<b>FORD - FOCUS II (DA_, HCP, DP) 07/04→09/13</b>							
<b>Bremssattel</b>							
1.4	59	07/04→09/12	←	☐; 10/04→02/11		24.3571-9813.5 240557	ATE Ø 57 - Halter
1.6	74	07/04→09/12	←	☐; 10/04→02/11		24.3571-9814.5 240558	ATE Ø 57 - Halter
1.6 TDCi	74	07/04→09/12	←	☐; 10/04→02/11		24.3571-9814.5 240558	ATE Ø 57 - Halter
1.6 TDCi	80	07/04→09/12	→	☐; 10/04→02/11		11.9387-7015.2 220627	ATE Ø 38 - Halter
1.6 Ti	85	07/04→09/12	→	☐; 10/04→02/11		11.9387-7016.2 220628	ATE Ø 38 - Halter
2.0	107	07/04→09/12	→	☐; 10/04→02/11		11.9387-7016.2 220628	ATE Ø 38 - Halter
2.0 TDCi	100	07/04→09/12	→	☐; 10/04→02/11		11.9387-7016.2 220628	ATE Ø 38 - Halter
1.6 LPG	85	10/09→07/11	←	☐; →02/11		24.3571-9813.5 240557	ATE Ø 57 - Halter
1.6 TDCi	66	01/05→09/12	←	☐; →02/11		24.3571-9814.5 240558	ATE Ø 57 - Halter
1.8	92	03/06→09/12	←	☐; →02/11		24.3571-9814.5 240558	ATE Ø 57 - Halter
1.8 Flexifuel	92	01/06→09/12	→	☐; →02/11		11.9387-7015.2 220627	ATE Ø 38 - Halter
1.8 TDCi	85	01/05→09/12	→	☐; →02/11		11.9387-7016.2 220628	ATE Ø 38 - Halter
2.0	105	04/10→09/12	→	☐; →02/11		11.9387-7016.2 220628	ATE Ø 38 - Halter
2.0 CNG	107	04/09→07/11	→	☐; →02/11		11.9387-7016.2 220628	ATE Ø 38 - Halter
2.0 LPG	107	06/08→07/11	→	☐; →02/11		11.9387-7016.2 220628	ATE Ø 38 - Halter
2.0 TDCi	81	02/08→07/11	→	☐; →02/11		11.9387-7016.2 220628	ATE Ø 38 - Halter
2.0	104	06/05→09/08	←	☐		24.3571-9813.5 240557	ATE Ø 57 - Halter
2.0 Flex	107	10/08→03/10	←	☐		24.3571-9814.5 240558	ATE Ø 57 - Halter
			→	☐		11.9387-7015.2 220627	ATE Ø 38 - Halter
			→	☐		11.9387-7016.2 220628	ATE Ø 38 - Halter
2.0 TDCi	98	07/04→01/08	←	☐; 10/04→		24.3571-9813.5 240557	ATE Ø 57 - Halter
			←	☐; 10/04→		24.3571-9814.5 240558	ATE Ø 57 - Halter
			→	☐; 10/04→		11.9387-7015.2 220627	ATE Ø 38 - Halter
			→	☐; 10/04→		11.9387-7016.2 220628	ATE Ø 38 - Halter
2.5 RS	224	01/09→07/11	→	☐; →02/11		24.3384-1772.5 240606	TRW Ø 38 - Halter
2.5 RS 500	257	05/10→07/11	→	☐; →02/11		24.3384-1772.5 240606	TRW Ø 38 - Halter
2.5 ST	166	10/05→09/12	←	☐; →02/11		11.9576-9975.2 220649	ATE Ø 57 - Halter
			←	☐; →02/11		11.9576-9976.2 220650	ATE Ø 57 - Halter
			→	☐; →02/11		11.9387-7015.2 220627	ATE Ø 38 - Halter
			→	☐; →02/11		11.9387-7016.2 220628	ATE Ø 38 - Halter
<b>Halter, Bremssattel</b>							
1.4	59	07/04→09/12	←	10/04→02/11		11.0230-0736.1 260132	ATE
1.6	74	07/04→09/12	←	10/04→02/11		11.0230-0736.1 260132	ATE
1.6 TDCi	74	07/04→09/12	←	10/04→02/11		11.0230-0736.1 260132	ATE
1.6 TDCi	80	07/04→09/12	←	10/04→02/11		11.0230-0736.1 260132	ATE
1.6 Ti	85	07/04→09/12	←	10/04→02/11		11.0230-0736.1 260132	ATE
1.6 LPG	85	10/09→07/11	←	→02/11		11.0230-0736.1 260132	ATE
1.6 TDCi	66	01/05→09/12	←	→02/11		11.0230-0736.1 260132	ATE
1.8	92	03/06→09/12	←	→02/11		11.0230-0736.1 260132	ATE
1.8 Flexifuel	92	01/06→09/12	→	→02/11		11.0230-0736.1 260132	ATE
1.8 TDCi	85	01/05→09/12	←	→02/11		11.0230-0818.1 260135	ATE
2.0	105	04/10→09/12	→	→02/11		11.0230-0818.1 260135	ATE
2.0 CNG	107	04/09→07/11	→	→02/11		11.0230-0698.2 260091	ATE
2.0 LPG	107	06/08→07/11	→	→02/11		11.0230-0698.2 260091	ATE
2.0 TDCi	81	02/08→07/11	→	→02/11		11.0230-0698.2 260091	ATE
2.0	104	06/05→09/08	←	→02/11		11.0230-0818.1 260135	ATE
2.0 Flex	107	10/08→03/10	→	→02/11		11.0230-0698.2 260091	ATE
2.0	107	07/04→09/12	←	10/04→02/11		11.0230-0818.1 260135	ATE
2.0 TDCi	100	07/04→09/12	→	10/04→02/11		11.0230-0698.2 260091	ATE
2.0 TDCi	98	07/04→01/08	←	10/04→		11.0230-0818.1 260135	ATE
			→	10/04→		11.0230-0698.2 260091	ATE
2.5 ST	166	10/05→09/12	→	→02/11		11.0230-0698.2 260091	ATE
<b>Feder, Bremssattel</b>							
1.4	59	07/04→09/12	←	10/04→02/11	2	11.8116-0356.1 390586	ATE
1.6	74	07/04→09/12	→	10/04→02/11	2	11.8116-0340.1 390595	ATE
1.6 TDCi	74	07/04→09/12	→	10/04→02/11	2	11.8116-0340.1 390595	ATE
1.6 TDCi	80	07/04→09/12	→	10/04→02/11	2	11.8116-0340.1 390595	ATE
1.6 Ti	85	07/04→09/12	→	10/04→02/11	2	11.8116-0340.1 390595	ATE
2.0	107	07/04→09/12	→	10/04→02/11	2	11.8116-0340.1 390595	ATE
2.0 TDCi	100	07/04→09/12	→	10/04→02/11	2	11.8116-0340.1 390595	ATE
1.6 LPG	85	10/09→07/11	←	→02/11	2	11.8116-0356.1 390586	ATE
1.6 TDCi	66	01/05→09/12	→	→02/11	2	11.8116-0340.1 390595	ATE
1.8	92	03/06→09/12	→	→02/11	2	11.8116-0340.1 390595	ATE
1.8 Flexifuel	92	01/06→09/12	→	→02/11	2	11.8116-0340.1 390595	ATE
1.8 TDCi	85	01/05→09/12	→	→02/11	2	11.8116-0340.1 390595	ATE
2.0	105	04/10→09/12	→	→02/11	2	11.8116-0340.1 390595	ATE
2.0 CNG	107	04/09→07/11	→	→02/11	2	11.8116-0340.1 390595	ATE
2.0 LPG	107	06/08→07/11	→	→02/11	2	11.8116-0340.1 390595	ATE
2.0 TDCi	81	02/08→07/11	→	→02/11	2	11.8116-0340.1 390595	ATE
↓							

	kw			 	! #			
<b>FORD - FOCUS II (DA_, HCP, DP) 07/04→09/13</b>								
<b>Feder, Bremssattel</b>								
2.0 2.0 Flex	104 107	06/05→09/08 10/08→03/10	← →		2 2	11.8116-0356.1 11.8116-0340.1	390586 390595	ATE ATE
2.0 TDCi	98	07/04→01/08	← →	10/04→ 10/04→	2 2	11.8116-0356.1 11.8116-0340.1	390586 390595	ATE ATE
2.5 ST	166	10/05→09/12	← →	→ 02/11 → 02/11	2 2	11.8116-0345.2 11.8116-0340.1	390596 390595	ATE ATE
<b>Führungshülzensatz, Bremssattel</b>								
1.4 1.6 1.6 TDCi 1.6 TDCi 1.6 Ti 2.0 2.0 TDCi	59 74 74 80 85 107 100	07/04→09/12 07/04→09/12 07/04→09/12 07/04→09/12 07/04→09/12 07/04→09/12 07/04→09/12	← →	10/04→ 02/11 10/04→ 02/11		11.0101-5407.2	260011	ATE
1.6 LPG 1.6 TDCi 1.8 1.8 Flexifuel 1.8 TDCi 2.0 2.0 CNG 2.0 LPG 2.0 TDCi 2.5 ST	85 66 92 92 85 105 107 107 81 166	10/09→07/11 01/05→09/12 03/06→09/12 01/06→09/12 01/05→09/12 04/10→09/12 04/09→07/11 06/08→07/11 02/08→07/11 10/05→09/12	← →	→ 02/11 → 02/11		11.0101-5407.2	260011	ATE
2.0 2.0 Flex	104 107	06/05→09/08 10/08→03/10	← →			11.0101-5407.2	260011	ATE
2.0 TDCi	98	07/04→01/08	← →	10/04→ 10/04→		11.0101-5407.2	260011	ATE
<b>Führungsbolzen, Bremssattel</b>								
1.4 1.6 1.6 TDCi 1.6 TDCi 1.6 Ti 2.0 2.0 TDCi	59 74 74 80 85 107 100	07/04→09/12 07/04→09/12 07/04→09/12 07/04→09/12 07/04→09/12 07/04→09/12 07/04→09/12		10/04→ 02/11		11.8171-0008.1	990049	ATE
1.6 LPG 1.6 TDCi 1.8 1.8 Flexifuel 1.8 TDCi 2.0 2.0 CNG 2.0 LPG 2.0 TDCi 2.5 ST	85 66 92 92 85 105 107 107 81 166	10/09→07/11 01/05→09/12 03/06→09/12 01/06→09/12 01/05→09/12 04/10→09/12 04/09→07/11 06/08→07/11 02/08→07/11 10/05→09/12		→ 02/11		11.8171-0008.1	990049	ATE
2.0 2.0 Flex	104 107	06/05→09/08 10/08→03/10				11.8171-0008.1	990049	ATE
2.0 TDCi	98	07/04→01/08		10/04→		11.8171-0008.1	990049	ATE
<b>Bremsschlauch</b>								
1.4	59	07/04→09/12	← → → → →	10/04→ 02/11 10/04→ 02/11; Scheibenbremse; - eFSB 10/04→ 02/11; Scheibenbremse; + eFSB 10/04→ 02/11; Trommelbremse 10/04→ 02/11; Scheibenbremse; Kombi	2 2 2 2 2	83.7716-0397.3 24.5124-0420.3 83.7714-0391.3 83.7788-0382.3 83.7788-0409.3	330790 331276 330980 330971 330981	L= 395 L= 420 L= 390 L= 380 L= 410
1.6 1.6 TDCi 1.6 TDCi 1.6 Ti 2.0 2.0 TDCi	74 74 80 85 107 100	07/04→09/12 07/04→09/12 07/04→09/12 07/04→09/12 07/04→09/12 07/04→09/12	← → → →	10/04→ 02/11 10/04→ 02/11; - eFSB 10/04→ 02/11; + eFSB 10/04→ 02/11; Kombi	2 2 2 2	83.7716-0397.3 24.5124-0420.3 83.7714-0391.3 83.7788-0409.3	330790 331276 330980 330981	L= 395 L= 420 L= 390 L= 410
1.6 LPG 1.6 TDCi 1.8 1.8 Flexifuel 1.8 TDCi 2.0 2.0 CNG 2.0 LPG 2.0 TDCi	85 66 92 92 85 105 107 107 81	10/09→07/11 01/05→09/12 03/06→09/12 01/06→09/12 01/05→09/12 04/10→09/12 04/09→07/11 06/08→07/11 02/08→07/11	← → → →	→ 02/11 → 02/11; - eFSB → 02/11; + eFSB → 02/11; Kombi	2 2 2 2	83.7716-0397.3 24.5124-0420.3 83.7714-0391.3 83.7788-0409.3	330790 331276 330980 330981	L= 395 L= 420 L= 390 L= 410





**FORD - FOCUS II (DA\_, HCP, DP) 07/04→09/13**

**Bremsschlauch**

2.0 2.0 Flex	104 107	06/05→09/08 10/08→03/10	←		2	83.7716-0397.3	330790	L= 395
			→	- eFSB	2	24.5124-0420.3	331276	L= 420
			→	+ eFSB	2	83.7714-0391.3	330980	L= 390
			→	Kombi	2	83.7788-0409.3	330981	L= 410
2.0 TDCi	98	07/04→01/08	←	10/04→	2	83.7716-0397.3	330790	L= 395
			→	10/04→; - eFSB	2	24.5124-0420.3	331276	L= 420
			→	10/04→; + eFSB	2	83.7714-0391.3	330980	L= 390
			→	10/04→; Kombi	2	83.7788-0409.3	330981	L= 410
2.5 ST	166	10/05→09/12	→	→ 02/11; - eFSB	2	24.5124-0420.3	331276	L= 420
			→	→ 02/11; + eFSB	2	83.7714-0391.3	330980	L= 390
			→	→ 02/11; Kombi	2	83.7788-0409.3	330981	L= 410

**FORD - FOCUS II Cabriolet 10/06→09/10**

**Bremssattel**

1.6 2.0 2.0 TDCi	74 107 100	10/06→09/10 10/06→09/10 10/06→09/10	←	<input type="checkbox"/>		24.3571-9813.5	240557	ATE Ø 57 - Halter
			←	<input type="checkbox"/>		24.3571-9814.5	240558	ATE Ø 57 - Halter
			→	<input type="checkbox"/>		11.9387-7015.2	220627	ATE Ø 38 - Halter
			→	<input type="checkbox"/>		11.9387-7016.2	220628	ATE Ø 38 - Halter

**Halter, Bremssattel**

1.6	74	10/06→09/10	←			11.0230-0736.1	260132	ATE
2.0 2.0 TDCi	107 100	10/06→09/10 10/06→09/10	←			11.0230-0818.1	260135	ATE
			→			11.0230-0698.2	260091	ATE

**Feder, Bremssattel**

1.6 2.0 2.0 TDCi	74 107 100	10/06→09/10 10/06→09/10 10/06→09/10	←		2	11.8116-0356.1	390586	ATE
			→		2	11.8116-0340.1	390595	ATE

**Führungshülzensatz, Bremssattel**

1.6 2.0 2.0 TDCi	74 107 100	10/06→09/10 10/06→09/10 10/06→09/10	←			11.0101-5407.2	260011	ATE
			→			11.0101-5407.2	260011	ATE

**Führungsbolzen, Bremssattel**

1.6	74	10/06→09/10				11.8171-0008.1	990049	ATE
2.0	107	10/06→09/10						
2.0 TDCi	100	10/06→09/10						

**Bremsschlauch**








1.6 2.0 2.0 TDCi	74 107 100	10/06→09/10 10/06→09/10 10/06→09/10	←		2	83.7716-0397.3	330790	L= 395
			→	- eFSB	2	24.5124-0420.3	331276	L= 420
			→	+ eFSB	2	83.7714-0391.3	330980	L= 390
			→	Kombi	2	83.7788-0409.3	330981	L= 410







**FORD - FOCUS II Stufenheck (DB\_, FCH, DH) 04/05→**








**Bremssattel**

1.4	59	04/05→09/12	←	<input type="checkbox"/> ; → 02/11		24.3571-9813.5	240557	ATE Ø 57 - Halter
1.6	74	04/05→09/12	←	<input type="checkbox"/> ; → 02/11		24.3571-9814.5	240558	ATE Ø 57 - Halter
1.6 TDCi	66	04/05→09/12	←	<input type="checkbox"/> ; → 02/11		11.9387-7015.2	220627	ATE Ø 38 - Halter
1.6 TDCi	74	04/05→09/12	→	<input type="checkbox"/> ; → 02/11		11.9387-7015.2	220627	ATE Ø 38 - Halter
1.6 TDCi	80	04/05→09/12	→	<input type="checkbox"/> ; → 02/11		11.9387-7016.2	220628	ATE Ø 38 - Halter
1.6 Ti	85	04/05→09/12	→	<input type="checkbox"/> ; → 02/11				
1.8	92	03/06→09/12						
1.8 Flexifuel	92	06/06→07/11						
1.8 TDCi	85	04/05→09/12						
2.0	107	04/05→07/11						
2.0 TDCi	81	02/08→07/11						
2.0 TDCi	100	04/05→09/12						
1.8 Flexifuel	96	12/05→01/08	←	<input type="checkbox"/> ; 01/06→		24.3571-9813.5	240557	ATE Ø 57 - Halter
			←	<input type="checkbox"/> ; 01/06→		24.3571-9814.5	240558	ATE Ø 57 - Halter
			→	<input type="checkbox"/> ; 01/06→		11.9387-7015.2	220627	ATE Ø 38 - Halter
			→	<input type="checkbox"/> ; 01/06→		11.9387-7016.2	220628	ATE Ø 38 - Halter










↓








	kW			 	! #			
<b>FORD - FOCUS II Stufenheck (DB_, FCH, DH) 04/05→</b>								
<b>Halter, Bremssattel</b>								
1.4	59	04/05→09/12	←	→ 02/11		11.0230-0736.1	260132	ATE
1.6	74	04/05→09/12						
1.6 TDCi	66	04/05→09/12						
1.6 TDCi	74	04/05→09/12						
1.6 TDCi	80	04/05→09/12						
1.6 Ti	85	04/05→09/12						
1.8	92	03/06→09/12						
1.8 Flexifuel	92	06/06→07/11						
1.8 Flexifuel	96	12/05→01/08	←	01/06→		11.0230-0736.1	260132	ATE
1.8 TDCi	85	04/05→09/12	←	→ 02/11		11.0230-0818.1	260135	ATE
2.0	107	04/05→07/11						
2.0 TDCi	81	02/08→07/11	→	→ 02/11		11.0230-0698.2	260091	ATE
2.0 TDCi	100	04/05→09/12						
<b>Feder, Bremssattel</b>								
1.4	59	04/05→09/12	←	→ 02/11	2	11.8116-0356.1	390586	ATE
1.6	74	04/05→09/12						
1.6 TDCi	66	04/05→09/12	→	→ 02/11	2	11.8116-0340.1	390595	ATE
1.6 TDCi	74	04/05→09/12						
1.6 TDCi	80	04/05→09/12						
1.6 Ti	85	04/05→09/12						
1.8	92	03/06→09/12						
1.8 Flexifuel	92	06/06→07/11						
1.8 TDCi	85	04/05→09/12						
2.0	107	04/05→07/11						
2.0 TDCi	81	02/08→07/11						
2.0 TDCi	100	04/05→09/12						
1.8 Flexifuel	96	12/05→01/08	←	01/06→	2	11.8116-0356.1	390586	ATE
			→	01/06→	2	11.8116-0340.1	390595	ATE
<b>Führungshülzensatz, Bremssattel</b>								
1.4	59	04/05→09/12	←	→ 02/11		11.0101-5407.2	260011	ATE
1.6	74	04/05→09/12						
1.6 TDCi	66	04/05→09/12	→	→ 02/11		11.0101-5407.2	260011	ATE
1.6 TDCi	74	04/05→09/12						
1.6 TDCi	80	04/05→09/12						
1.6 Ti	85	04/05→09/12						
1.8	92	03/06→09/12						
1.8 Flexifuel	92	06/06→07/11						
1.8 TDCi	85	04/05→09/12						
2.0	107	04/05→07/11						
2.0 TDCi	81	02/08→07/11						
2.0 TDCi	100	04/05→09/12						
1.8 Flexifuel	96	12/05→01/08	←	01/06→		11.0101-5407.2	260011	ATE
			→	01/06→		11.0101-5407.2	260011	ATE
<b>Führungsbolzen, Bremssattel</b>								
1.4	59	04/05→09/12		→ 02/11		11.8171-0008.1	990049	ATE
1.6	74	04/05→09/12						
1.6 TDCi	66	04/05→09/12						
1.6 TDCi	74	04/05→09/12						
1.6 TDCi	80	04/05→09/12						
1.6 Ti	85	04/05→09/12						
1.8	92	03/06→09/12						
1.8 Flexifuel	92	06/06→07/11						
1.8 TDCi	85	04/05→09/12						
2.0	107	04/05→07/11						
2.0 TDCi	81	02/08→07/11						
2.0 TDCi	100	04/05→09/12						
1.8 Flexifuel	96	12/05→01/08		01/06→		11.8171-0008.1	990049	ATE
<b>Bremsschlauch</b>								
1.4	59	04/05→09/12	←	→ 02/11	2	83.7716-0397.3	330790	L= 395
			→	→ 02/11; Scheibenbremse; - eFSB	2	24.5124-0420.3	331276	L= 420
			→	→ 02/11; Scheibenbremse; + eFSB	2	83.7714-0391.3	330980	L= 390
			→	→ 02/11; Trommelbremse	2	83.7788-0382.3	330971	L= 380
			→	→ 02/11; Scheibenbremse; Kombi	2	83.7788-0409.3	330981	L= 410
1.6	74	04/05→09/12	←	→ 02/11	2	83.7716-0397.3	330790	L= 395
1.6 TDCi	66	04/05→09/12	→	→ 02/11; - eFSB	2	24.5124-0420.3	331276	L= 420
1.6 TDCi	74	04/05→09/12	→	→ 02/11; + eFSB	2	83.7714-0391.3	330980	L= 390
1.6 TDCi	80	04/05→09/12	→	→ 02/11; + eFSB	2	83.7714-0391.3	330980	L= 390
1.6 Ti	85	04/05→09/12	→	→ 02/11; Kombi	2	83.7788-0409.3	330981	L= 410
1.8	92	03/06→09/12	→	→ 02/11; Kombi	2	83.7788-0409.3	330981	L= 410
1.8 Flexifuel	92	06/06→07/11						
1.8 TDCi	85	04/05→09/12						
2.0	107	04/05→07/11						
↓								

	kw				! #		
<b>FORD - FOCUS II Stufenheck (DB_, FCH, DH) 04/05→</b>							
<b>Bremsschlauch</b>							
2.0 TDCi	81	02/08→07/11	←	→ 02/11	2	83.7716-0397.3 330790	L= 395
2.0 TDCi	100	04/05→09/12	→	→ 02/11; - eFSB	2	24.5124-0420.3 331276	L= 420
			→	→ 02/11; + eFSB	2	83.7714-0391.3 330980	L= 390
			→	→ 02/11; Kombi	2	83.7788-0409.3 330981	L= 410
1.8 Flexifuel	96	12/05→01/08	←	01/06→	2	83.7716-0397.3 330790	L= 395
			→	01/06→; - eFSB	2	24.5124-0420.3 331276	L= 420
			→	01/06→; + eFSB	2	83.7714-0391.3 330980	L= 390
			→	01/06→; Kombi	2	83.7788-0409.3 330981	L= 410
<b>FORD - FOCUS II Turnier (DA_, FFS, DS) 07/04→09/12</b>							
<b>Bremssattel</b>							
1.4	59	07/04→09/12	←	☐; 10/04→ 02/11		24.3571-9813.5 240557	ATE Ø 57 - Halter
1.6	74	07/04→07/11	←	☐; 10/04→ 02/11		24.3571-9814.5 240558	ATE Ø 57 - Halter
1.6 TDCi	74	07/04→09/12	←	☐; 10/04→ 02/11		24.3571-9814.5 240558	ATE Ø 57 - Halter
1.6 TDCi	80	07/04→09/12	→	☐; 10/04→ 02/11		11.9387-7015.2 220627	ATE Ø 38 - Halter
1.6 Ti	85	07/04→09/12	→	☐; 10/04→ 02/11		11.9387-7015.2 220627	ATE Ø 38 - Halter
2.0	107	07/04→09/12	→	☐; 10/04→ 02/11		11.9387-7016.2 220628	ATE Ø 38 - Halter
2.0 TDCi	100	07/04→09/12	→	☐; 10/04→ 02/11		11.9387-7016.2 220628	ATE Ø 38 - Halter
1.6 LPG	85	10/09→09/12	←	☐; → 02/11		24.3571-9813.5 240557	ATE Ø 57 - Halter
1.6 TDCi	81	12/07→09/12	←	☐; → 02/11		24.3571-9814.5 240558	ATE Ø 57 - Halter
1.8	92	03/06→09/12	←	☐; → 02/11		24.3571-9814.5 240558	ATE Ø 57 - Halter
1.8 Flexifuel	92	01/06→09/12	→	☐; → 02/11		11.9387-7015.2 220627	ATE Ø 38 - Halter
2.0 LPG	107	06/08→07/11	→	☐; → 02/11		11.9387-7015.2 220627	ATE Ø 38 - Halter
2.0 TDCi	81	02/08→07/11	→	☐; → 02/11		11.9387-7016.2 220628	ATE Ø 38 - Halter
1.6 TDCi	66	07/04→09/12	←	☐; 01/05→ 02/11		24.3571-9813.5 240557	ATE Ø 57 - Halter
1.8 TDCi	85	07/04→09/12	←	☐; 01/05→ 02/11		24.3571-9814.5 240558	ATE Ø 57 - Halter
			→	☐; 01/05→ 02/11		11.9387-7015.2 220627	ATE Ø 38 - Halter
			→	☐; 01/05→ 02/11		11.9387-7016.2 220628	ATE Ø 38 - Halter
2.0 TDCi	98	07/04→01/08	←	☐; 10/04→		24.3571-9813.5 240557	ATE Ø 57 - Halter
			←	☐; 10/04→		24.3571-9814.5 240558	ATE Ø 57 - Halter
			→	☐; 10/04→		11.9387-7015.2 220627	ATE Ø 38 - Halter
			→	☐; 10/04→		11.9387-7016.2 220628	ATE Ø 38 - Halter
<b>Halter, Bremssattel</b>							
1.4	59	07/04→09/12	←	10/04→ 02/11		11.0230-0736.1 260132	ATE
1.6	74	07/04→07/11	←	10/04→ 02/11		11.0230-0736.1 260132	ATE
1.6 TDCi	74	07/04→09/12	←	10/04→ 02/11		11.0230-0736.1 260132	ATE
1.6 TDCi	80	07/04→09/12	→	10/04→ 02/11		11.0230-0736.1 260132	ATE
1.6 Ti	85	07/04→09/12	→	10/04→ 02/11		11.0230-0736.1 260132	ATE
1.6 LPG	85	10/09→09/12	←	→ 02/11		11.0230-0736.1 260132	ATE
1.6 TDCi	81	12/07→09/12	←	→ 02/11		11.0230-0736.1 260132	ATE
1.8	92	03/06→09/12	←	→ 02/11		11.0230-0736.1 260132	ATE
1.8 Flexifuel	92	01/06→09/12	→	→ 02/11		11.0230-0736.1 260132	ATE
1.6 TDCi	66	07/04→09/12	←	01/05→ 02/11		11.0230-0736.1 260132	ATE
1.8 TDCi	85	07/04→09/12	←	01/05→ 02/11		11.0230-0818.1 260135	ATE
			→	01/05→ 02/11		11.0230-0698.2 260091	ATE
2.0	107	07/04→09/12	←	10/04→ 02/11		11.0230-0818.1 260135	ATE
2.0 TDCi	100	07/04→09/12	→	10/04→ 02/11		11.0230-0698.2 260091	ATE
2.0 LPG	107	06/08→07/11	←	→ 02/11		11.0230-0818.1 260135	ATE
2.0 TDCi	81	02/08→07/11	→	→ 02/11		11.0230-0698.2 260091	ATE
2.0 TDCi	98	07/04→01/08	←	10/04→		11.0230-0818.1 260135	ATE
			→	10/04→		11.0230-0698.2 260091	ATE
<b>Feder, Bremssattel</b>							
1.4	59	07/04→09/12	←	10/04→ 02/11	2	11.8116-0356.1 390586	ATE
1.6	74	07/04→07/11	→	10/04→ 02/11	2	11.8116-0340.1 390595	ATE
1.6 TDCi	74	07/04→09/12	→	10/04→ 02/11	2	11.8116-0340.1 390595	ATE
1.6 TDCi	80	07/04→09/12	→	10/04→ 02/11	2	11.8116-0340.1 390595	ATE
1.6 Ti	85	07/04→09/12	→	10/04→ 02/11	2	11.8116-0340.1 390595	ATE
2.0	107	07/04→09/12	→	10/04→ 02/11	2	11.8116-0340.1 390595	ATE
2.0 TDCi	100	07/04→09/12	→	10/04→ 02/11	2	11.8116-0340.1 390595	ATE
1.6 LPG	85	10/09→09/12	←	→ 02/11	2	11.8116-0356.1 390586	ATE
1.6 TDCi	81	12/07→09/12	→	→ 02/11	2	11.8116-0340.1 390595	ATE
1.8	92	03/06→09/12	→	→ 02/11	2	11.8116-0340.1 390595	ATE
1.8 Flexifuel	92	01/06→09/12	→	→ 02/11	2	11.8116-0340.1 390595	ATE
2.0 LPG	107	06/08→07/11	→	→ 02/11	2	11.8116-0340.1 390595	ATE
↓							

	kw			 	! #		
<b>FORD - FOCUS II Turnier (DA, FFS, DS) 07/04→09/12</b>							
<b>Feder, Bremsattel</b>							
2.0 TDCi	81	02/08→07/11	←	→ 02/11	2	11.8116-0356.1 390586	ATE
			→	→ 02/11	2	11.8116-0340.1 390595	ATE
1.6 TDCi	66	07/04→09/12	←	01/05→ 02/11	2	11.8116-0356.1 390586	ATE
1.8 TDCi	85	07/04→09/12	→	01/05→ 02/11	2	11.8116-0340.1 390595	ATE
2.0 TDCi	98	07/04→01/08	←	10/04→	2	11.8116-0356.1 390586	ATE
			→	10/04→	2	11.8116-0340.1 390595	ATE
<b>Führungshülzensatz, Bremsattel</b>							
1.4	59	07/04→09/12	←	10/04→ 02/11		11.0101-5407.2 260011	ATE
1.6	74	07/04→07/11	→	10/04→ 02/11		11.0101-5407.2 260011	ATE
1.6 TDCi	74	07/04→09/12					
1.6 TDCi	80	07/04→09/12					
1.6 Ti	85	07/04→09/12					
2.0	107	07/04→09/12					
2.0 TDCi	100	07/04→09/12					
1.6 LPG	85	10/09→09/12	←	→ 02/11		11.0101-5407.2 260011	ATE
1.6 TDCi	81	12/07→09/12	→	→ 02/11		11.0101-5407.2 260011	ATE
1.8	92	03/06→09/12					
1.8 Flexifuel	92	01/06→09/12					
2.0 LPG	107	06/08→07/11					
2.0 TDCi	81	02/08→07/11					
1.6 TDCi	66	07/04→09/12	←	01/05→ 02/11		11.0101-5407.2 260011	ATE
1.8 TDCi	85	07/04→09/12	→	01/05→ 02/11		11.0101-5407.2 260011	ATE
2.0 TDCi	98	07/04→01/08	←	10/04→		11.0101-5407.2 260011	ATE
			→	10/04→		11.0101-5407.2 260011	ATE
<b>Führungsbolzen, Bremsattel</b>							
1.4	59	07/04→09/12		10/04→ 02/11		11.8171-0008.1 990049	ATE
1.6	74	07/04→07/11					
1.6 TDCi	74	07/04→09/12					
1.6 TDCi	80	07/04→09/12					
1.6 Ti	85	07/04→09/12					
2.0	107	07/04→09/12					
2.0 TDCi	100	07/04→09/12					
1.6 LPG	85	10/09→09/12		→ 02/11		11.8171-0008.1 990049	ATE
1.6 TDCi	81	12/07→09/12					
1.8	92	03/06→09/12					
1.8 Flexifuel	92	01/06→09/12					
2.0 LPG	107	06/08→07/11					
2.0 TDCi	81	02/08→07/11					
1.6 TDCi	66	07/04→09/12		01/05→ 02/11		11.8171-0008.1 990049	ATE
1.8 TDCi	85	07/04→09/12					
2.0 TDCi	98	07/04→01/08		10/04→		11.8171-0008.1 990049	ATE
<b>Bremsschlauch</b>							
1.4	59	07/04→09/12	←	10/04→ 02/11	2	83.7716-0397.3 330790	L= 395
			→	10/04→ 02/11; Scheibenbremse; - eFSB	2	24.5124-0420.3 331276	L= 420
			→	10/04→ 02/11; Scheibenbremse; + eFSB	2	83.7714-0391.3 330980	L= 390
			→	10/04→ 02/11; Trommelbremse	2	83.7788-0382.3 330971	L= 380
			→	10/04→ 02/11; Scheibenbremse; Kombi	2	83.7788-0409.3 330981	L= 410
1.6	74	07/04→07/11	←	10/04→ 02/11	2	83.7716-0397.3 330790	L= 395
1.6 TDCi	74	07/04→09/12	→	10/04→ 02/11; - eFSB	2	24.5124-0420.3 331276	L= 420
1.6 TDCi	80	07/04→09/12	→	10/04→ 02/11; + eFSB	2	83.7714-0391.3 330980	L= 390
1.6 Ti	85	07/04→09/12	→	10/04→ 02/11; Kombi	2	83.7788-0409.3 330981	L= 410
2.0	107	07/04→09/12	→	10/04→ 02/11; Kombi	2	83.7788-0409.3 330981	L= 410
2.0 TDCi	100	07/04→09/12	→	10/04→ 02/11; Kombi	2	83.7788-0409.3 330981	L= 410
1.6 LPG	85	10/09→09/12	←	→ 02/11	2	83.7716-0397.3 330790	L= 395
1.6 TDCi	81	12/07→09/12	→	→ 02/11; - eFSB	2	24.5124-0420.3 331276	L= 420
1.8	92	03/06→09/12	→	→ 02/11; + eFSB	2	83.7714-0391.3 330980	L= 390
1.8 Flexifuel	92	01/06→09/12	→	→ 02/11; Kombi	2	83.7788-0409.3 330981	L= 410
2.0 LPG	107	06/08→07/11	→	→ 02/11; Kombi	2	83.7788-0409.3 330981	L= 410
2.0 TDCi	81	02/08→07/11	→	→ 02/11; Kombi	2	83.7788-0409.3 330981	L= 410
1.6 TDCi	66	07/04→09/12	←	01/05→ 02/11	2	83.7716-0397.3 330790	L= 395
1.8 TDCi	85	07/04→09/12	→	01/05→ 02/11; - eFSB	2	24.5124-0420.3 331276	L= 420
			→	01/05→ 02/11; + eFSB	2	83.7714-0391.3 330980	L= 390
			→	01/05→ 02/11; Kombi	2	83.7788-0409.3 330981	L= 410
2.0 TDCi	98	07/04→01/08	←	10/04→	2	83.7716-0397.3 330790	L= 395
			→	10/04→; - eFSB	2	24.5124-0420.3 331276	L= 420
↓							



	kw					! #		
<b>FORD - FOCUS II Turnier (DA_, FFS, DS) 07/04→09/12</b>								
 <b>Bremsschlauch</b>								
2.0 TDCi	98	07/04→01/08	➔	10/04→; + eFSB	2	83.7714-0391.3	330980	L= 390
			➔	10/04→; Kombi	2	83.7788-0409.3	330981	L= 410
<b>FORD - FOCUS III 07/10→</b>								
 <b>Bremssattel</b>								
1.0 EcoBoost	74	02/12→	←	☐		24.3571-9813.5	240557	ATE Ø 57 - Halter
1.0 EcoBoost	92	02/12→	←	☐		24.3571-9814.5	240558	ATE Ø 57 - Halter
1.5 EcoBoost	110	09/14→	←	☐		11.9387-7099.2	221053	ATE Ø 38 - Halter
1.5 EcoBoost	134	09/14→	➔	☐; → 05/17		11.9387-7099.2	221053	ATE Ø 38 - Halter
1.5 TDCi	70	09/14→	➔	☐; → 05/17		11.9387-7100.2	221054	ATE Ø 38 - Halter
1.5 TDCi	88	09/14→	➔	☐; → 05/17		11.9387-7100.2	221054	ATE Ø 38 - Halter
1.5 TDCi ECONetic	77	09/14→						
1.6 Flexifuel	110	07/13→						
1.6 TDCi ECONetic	77	05/12→						
2.0 TDCi	110	11/14→						
2.0 TDCi ST	136	11/14→						
2.0 Ti-GDi	125	08/11→						
1.0 EcoBoost	103	10/17→	←	☐		24.3571-9813.5	240557	ATE Ø 57 - Halter
			←	☐		24.3571-9814.5	240558	ATE Ø 57 - Halter
			➔	☐		11.9387-7099.2	221053	ATE Ø 38 - Halter
			➔	☐		11.9387-7100.2	221054	ATE Ø 38 - Halter
1.6 EcoBoost	110	07/10→	←	☐; 03/11→		24.3571-9813.5	240557	ATE Ø 57 - Halter
1.6 EcoBoost	134	07/10→	←	☐; 03/11→		24.3571-9814.5	240558	ATE Ø 57 - Halter
1.6 Flexifuel	88	07/10→	←	☐; 03/11→		11.9387-7099.2	221053	ATE Ø 38 - Halter
1.6 TDCi	70	07/10→	➔	☐; 03/11→ 05/17		11.9387-7099.2	221053	ATE Ø 38 - Halter
1.6 TDCi	85	07/10→	➔	☐; 03/11→ 05/17		11.9387-7100.2	221054	ATE Ø 38 - Halter
1.6 Ti	77	07/10→	➔	☐; 03/11→ 05/17		11.9387-7100.2	221054	ATE Ø 38 - Halter
1.6 Ti	92	07/10→						
2.0 TDCi	85	07/10→						
2.0 TDCi	100	07/10→						
2.0 TDCi	103	07/10→						
2.0 TDCi	120	07/10→						
1.6 LPG	86	02/12→	←	☐		24.3571-9813.5	240557	ATE Ø 57 - Halter
1.6 LPG	88	02/12→	←	☐		24.3571-9814.5	240558	ATE Ø 57 - Halter
1.6 Ti	63	08/11→	←	☐		11.9387-7099.2	221053	ATE Ø 38 - Halter
1.6 Ti	88	02/12→	➔	☐; → 05/17		11.9387-7099.2	221053	ATE Ø 38 - Halter
2.0	110	10/13→	➔	☐; → 05/17		11.9387-7100.2	221054	ATE Ø 38 - Halter
Electric	107	07/13→	➔	☐; → 05/17		11.9387-7100.2	221054	ATE Ø 38 - Halter
2.0 ST	184	07/12→	➔	☐; → 05/17		11.9387-7099.2	221053	ATE Ø 38 - Halter
2.3 RS AWD	257	07/15→	➔	☐; → 05/17		11.9387-7100.2	221054	ATE Ø 38 - Halter
<b>Feder, Bremssattel</b>								
1.0 EcoBoost	74	02/12→		→ 05/17	2	11.8116-0340.1	390595	ATE
1.0 EcoBoost	92	02/12→			2	11.8116-0356.1	390586	ATE
1.5 EcoBoost	110	09/14→						
1.5 EcoBoost	134	09/14→						
1.5 TDCi	70	09/14→						
1.5 TDCi	88	09/14→						
1.5 TDCi ECONetic	77	09/14→						
1.6 Flexifuel	110	07/13→						
1.6 LPG	86	02/12→						
1.6 LPG	88	02/12→						
1.6 TDCi ECONetic	77	05/12→						
1.6 Ti	63	08/11→						
1.6 Ti	88	02/12→						
2.0	110	10/13→						
2.0 TDCi	110	11/14→						
2.0 TDCi ST	136	11/14→						
2.0 Ti-GDi	125	08/11→						
Electric	107	07/13→						
1.0 EcoBoost	103	10/17→	←		2	11.8116-0356.1	390586	ATE
			➔		2	11.8116-0340.1	390595	ATE
1.6 EcoBoost	110	07/10→		03/11→ 05/17	2	11.8116-0340.1	390595	ATE
1.6 EcoBoost	134	07/10→		03/11→	2	11.8116-0356.1	390586	ATE
1.6 Flexifuel	88	07/10→						
1.6 TDCi	70	07/10→						
1.6 TDCi	85	07/10→						
1.6 Ti	77	07/10→						
1.6 Ti	92	07/10→						
2.0 TDCi	85	07/10→						
2.0 TDCi	100	07/10→						
2.0 TDCi	103	07/10→						
2.0 TDCi	120	07/10→						
2.0 ST	184	07/12→		→ 05/17	2	11.8116-0340.1	390595	ATE
2.3 RS AWD	257	07/15→						

	kW			 	! #		
<b>FORD - FOCUS III 07/10→</b>							
<b>Führungshülzensatz, Bremsattel</b>							
1.0 EcoBoost	74	02/12→	←			11.0101-5407.2 260011	ATE
1.0 EcoBoost	92	02/12→					
1.5 EcoBoost	110	09/14→	→	→ 05/17		11.0101-5407.2 260011	ATE
1.5 EcoBoost	134	09/14→					
1.5 TDCi	70	09/14→					
1.5 TDCi	88	09/14→					
1.5 TDCi ECONetic	77	09/14→					
1.6 Flexifuel	110	07/13→					
1.6 LPG	86	02/12→					
1.6 LPG	88	02/12→					
1.6 TDCi ECONetic	77	05/12→					
1.6 Ti	63	08/11→					
1.6 Ti	88	02/12→					
2.0	110	10/13→					
2.0 ST	184	07/12→					
2.0 TDCi	110	11/14→					
2.0 TDCi ST	136	11/14→					
2.0 Ti-GDi	125	08/11→					
Electric	107	07/13→					
1.0 EcoBoost	103	10/17→	←			11.0101-5407.2 260011	ATE
			→			11.0101-5407.2 260011	ATE
1.6 EcoBoost	110	07/10→	←	03/11→		11.0101-5407.2 260011	ATE
1.6 EcoBoost	134	07/10→					
1.6 Flexifuel	88	07/10→	→	03/11→ 05/17		11.0101-5407.2 260011	ATE
1.6 TDCi	70	07/10→					
1.6 TDCi	85	07/10→					
1.6 Ti	77	07/10→					
1.6 Ti	92	07/10→					
2.0 TDCi	85	07/10→					
2.0 TDCi	100	07/10→					
2.0 TDCi	103	07/10→					
2.0 TDCi	120	07/10→					
2.3 RS AWD	257	07/15→	→	→ 05/17		11.0101-5407.2 260011	ATE
<b>Führungsbolzen, Bremsattel</b>							
1.0 EcoBoost	74	02/12→		→ 05/17		11.8171-0008.1 990049	ATE
1.0 EcoBoost	92	02/12→					
1.5 EcoBoost	110	09/14→				11.8171-0008.1 990049	ATE
1.5 EcoBoost	134	09/14→					
1.5 TDCi	70	09/14→					
1.5 TDCi	88	09/14→					
1.5 TDCi ECONetic	77	09/14→					
1.6 Flexifuel	110	07/13→					
1.6 LPG	86	02/12→					
1.6 LPG	88	02/12→					
1.6 TDCi ECONetic	77	05/12→					
1.6 Ti	63	08/11→					
1.6 Ti	88	02/12→					
2.0	110	10/13→					
2.0 ST	184	07/12→					
2.0 TDCi	110	11/14→					
2.0 TDCi ST	136	11/14→					
2.0 Ti-GDi	125	08/11→					
Electric	107	07/13→					
1.0 EcoBoost	103	10/17→	←			11.8171-0008.1 990049	ATE
			→			11.8171-0008.1 990049	ATE
1.6 EcoBoost	110	07/10→		03/11→		11.8171-0008.1 990049	ATE
1.6 EcoBoost	134	07/10→					
1.6 Flexifuel	88	07/10→		03/11→ 05/17		11.8171-0008.1 990049	ATE
1.6 TDCi	70	07/10→					
1.6 TDCi	85	07/10→					
1.6 Ti	77	07/10→					
1.6 Ti	92	07/10→					
2.0 TDCi	85	07/10→					
2.0 TDCi	100	07/10→					
2.0 TDCi	103	07/10→					
2.0 TDCi	120	07/10→					
2.3 RS AWD	257	07/15→		→ 05/17		11.8171-0008.1 990049	ATE
<b>Bremsschlauch</b>							
1.0 EcoBoost	74	02/12→	←		2	83.7769-0398.3 331472	L= 400
1.0 EcoBoost	92	02/12→					
1.5 EcoBoost	110	09/14→	→	Scheibenbremse; + Limousine	2	24.5140-0420.3 331503	L= 420
1.5 EcoBoost	134	09/14→					
1.5 TDCi	70	09/14→					
1.5 TDCi	88	09/14→					
1.5 TDCi ECONetic	77	09/14→					
1.6 Flexifuel	110	07/13→					
1.6 LPG	86	02/12→					
↓							






**FORD - FOCUS III 07/10→**

 **Bremsschlauch**

1.6 LPG	88	02/12→	←		2	83.7769-0398.3	331472	L= 400						
1.6 TDCi ECONetic	77	05/12→	→	Scheibenbremse; + Limousine	2	24.5140-0420.3	331503	L= 420						
1.6 Ti	63	08/11→												
1.6 Ti	88	02/12→												
2.0	110	10/13→												
2.0 ST	184	07/12→												
2.0 TDCi	110	11/14→												
2.0 TDCi ST	136	11/14→												
2.0 Ti-GDi	125	08/11→												
Electric	107	07/13→												
1.0 EcoBoost	103	10/17→	←		2	83.7769-0398.3	331472	L= 400						
1.6 EcoBoost	110	07/10→	←	03/11→	2	83.7769-0398.3	331472	L= 400						
1.6 EcoBoost	134	07/10→	→	03/11→; Scheibenbremse; + Limousine	2	24.5140-0420.3	331503	L= 420						
1.6 Flexifuel	88	07/10→												
1.6 TDCi	70	07/10→												
1.6 TDCi	85	07/10→												
1.6 Ti	77	07/10→												
1.6 Ti	92	07/10→												
2.0 TDCi	85	07/10→												
2.0 TDCi	100	07/10→												
2.0 TDCi	103	07/10→												
2.0 TDCi	120	07/10→												
2.3 RS AWD	257	07/15→							→		2	24.5140-0420.3	331503	L= 420

**FORD - FOCUS III Kasten/Kombi 02/12→**

 **Bremssattel**

1.0 EcoBoost	74	02/12→	←	☐		24.3571-9813.5	240557	ATE Ø 57 - Halter
1.0 EcoBoost	92	02/12→	←	☐		24.3571-9814.5	240558	ATE Ø 57 - Halter
1.5 EcoBoost	110	09/14→						
1.5 EcoBoost	134	09/14→						
1.5 TDCi	70	09/14→						
1.5 TDCi	88	09/14→						
1.5 TDCi ECONetic	77	09/14→	→	☐; → 05/17		11.9387-7099.2	221053	ATE Ø 38 - Halter
2.0 TDCi	110	11/14→	→	☐; → 05/17		11.9387-7100.2	221054	ATE Ø 38 - Halter

**Feder, Bremssattel**

1.0 EcoBoost	74	02/12→		→ 05/17	2	11.8116-0340.1	390595	ATE
1.0 EcoBoost	92	02/12→			2	11.8116-0356.1	390586	ATE
1.5 EcoBoost	110	09/14→						
1.5 EcoBoost	134	09/14→						
1.5 TDCi	70	09/14→						
1.5 TDCi	88	09/14→						
1.5 TDCi ECONetic	77	09/14→						
2.0 TDCi	110	11/14→						

**Führungshülzensatz, Bremssattel**

1.0 EcoBoost	74	02/12→	←			11.0101-5407.2	260011	ATE
1.0 EcoBoost	92	02/12→	→	→ 05/17		11.0101-5407.2	260011	ATE
1.5 EcoBoost	110	09/14→						
1.5 EcoBoost	134	09/14→						
1.5 TDCi	70	09/14→						
1.5 TDCi	88	09/14→						
1.5 TDCi ECONetic	77	09/14→						
2.0 TDCi	110	11/14→						

**Führungsbolzen, Bremssattel**

1.0 EcoBoost	74	02/12→		→ 05/17		11.8171-0008.1	990049	ATE
1.0 EcoBoost	92	02/12→				11.8171-0008.1	990049	ATE
1.5 EcoBoost	110	09/14→						
1.5 EcoBoost	134	09/14→						
1.5 TDCi	70	09/14→						
1.5 TDCi	88	09/14→						
1.5 TDCi ECONetic	77	09/14→						
2.0 TDCi	110	11/14→						








 **Bremsschlauch**

1.0 EcoBoost	74	02/12→	←		2	83.7769-0398.3	331472	L= 400
1.0 EcoBoost	92	02/12→	→	Scheibenbremse; + Limousine	2	24.5140-0420.3	331503	L= 420
1.5 EcoBoost	110	09/14→						
1.5 EcoBoost	134	09/14→						
1.5 TDCi	70	09/14→						
1.5 TDCi	88	09/14→						
1.5 TDCi ECONetic	77	09/14→						
2.0 TDCi	110	11/14→						

**FORD - FOCUS III Kasten/Schrägheck 01/11→**

 **Bremssattel**

1.0 EcoBoost	74	02/12→	←	☐		24.3571-9813.5	240557	ATE Ø 57 - Halter
--------------	----	--------	---	---	--	----------------	--------	-------------------

	kw			 	! #			
<b>FORD - FOCUS III Kasten/Schrägheck 01/11→</b>								
<b>Bremssattel</b>								
1.0 EcoBoost	92	02/12→	←	☐		24.3571-9814.5	240558	ATE Ø 57 - Halter
1.5 EcoBoost	110	09/14→	→	☐; → 05/17		11.9387-7099.2	221053	ATE Ø 38 - Halter
1.5 EcoBoost	134	09/14→	→	☐; → 05/17		11.9387-7100.2	221054	ATE Ø 38 - Halter
1.5 TDCi	70	09/14→	→	☐; → 05/17		11.9387-7100.2	221054	ATE Ø 38 - Halter
1.5 TDCi	88	09/14→	→	☐; → 05/17		11.9387-7100.2	221054	ATE Ø 38 - Halter
1.5 TDCi ECONetic	77	09/14→	→	☐; → 05/17		11.9387-7100.2	221054	ATE Ø 38 - Halter
2.0 TDCi	110	11/14→	→	☐; → 05/17		11.9387-7100.2	221054	ATE Ø 38 - Halter
1.6 EcoBoost	110	11/11→06/14	←	☐		24.3571-9813.5	240557	ATE Ø 57 - Halter
1.6 EcoBoost	134	11/11→06/14	←	☐		24.3571-9814.5	240558	ATE Ø 57 - Halter
			→	☐		11.9387-7099.2	221053	ATE Ø 38 - Halter
			→	☐		11.9387-7100.2	221054	ATE Ø 38 - Halter
1.6 TDCi	85	02/12→	←	☐		24.3571-9813.5	240557	ATE Ø 57 - Halter
			←	☐		24.3571-9814.5	240558	ATE Ø 57 - Halter
			→	☐; → 05/17		11.9387-7099.2	221053	ATE Ø 38 - Halter
			→	☐; → 05/17		11.9387-7100.2	221054	ATE Ø 38 - Halter
1.6 Ti	77	01/11→	←	☐; 03/11→		24.3571-9813.5	240557	ATE Ø 57 - Halter
			←	☐; 03/11→		24.3571-9814.5	240558	ATE Ø 57 - Halter
			→	☐; 03/11→ 05/17		11.9387-7099.2	221053	ATE Ø 38 - Halter
			→	☐; 03/11→ 05/17		11.9387-7100.2	221054	ATE Ø 38 - Halter
2.0 TDCi	85	01/11→06/14	←	☐; 03/11→		24.3571-9813.5	240557	ATE Ø 57 - Halter
2.0 TDCi	103	01/11→06/14	←	☐; 03/11→		24.3571-9814.5	240558	ATE Ø 57 - Halter
			→	☐; 03/11→		11.9387-7099.2	221053	ATE Ø 38 - Halter
			→	☐; 03/11→		11.9387-7100.2	221054	ATE Ø 38 - Halter
<b>Feder, Bremssattel</b>								
1.0 EcoBoost	74	02/12→		→ 05/17	2	11.8116-0340.1	390595	ATE
1.0 EcoBoost	92	02/12→			2	11.8116-0356.1	390586	ATE
1.5 EcoBoost	110	09/14→						
1.5 EcoBoost	134	09/14→						
1.5 TDCi	70	09/14→						
1.5 TDCi	88	09/14→						
1.5 TDCi ECONetic	77	09/14→						
1.6 TDCi	85	02/12→						
2.0 TDCi	110	11/14→						
1.6 EcoBoost	110	11/11→06/14			2	11.8116-0340.1	390595	ATE
1.6 EcoBoost	134	11/11→06/14				11.8116-0356.1	390586	ATE
1.6 Ti	77	01/11→		03/11→ 05/17	2	11.8116-0340.1	390595	ATE
				03/11→	2	11.8116-0356.1	390586	ATE
2.0 TDCi	85	01/11→06/14		03/11→	2	11.8116-0340.1	390595	ATE
2.0 TDCi	103	01/11→06/14		03/11→		11.8116-0356.1	390586	ATE
<b>Führungshülzensatz, Bremssattel</b>								
1.0 EcoBoost	74	02/12→	←			11.0101-5407.2	260011	ATE
1.0 EcoBoost	92	02/12→	→	→ 05/17		11.0101-5407.2	260011	ATE
1.5 EcoBoost	110	09/14→	→					
1.5 EcoBoost	134	09/14→	→					
1.5 TDCi	70	09/14→	→					
1.5 TDCi	88	09/14→	→					
1.5 TDCi ECONetic	77	09/14→	→					
1.6 TDCi	85	02/12→	→					
2.0 TDCi	110	11/14→	→					
1.6 EcoBoost	110	11/11→06/14	←			11.0101-5407.2	260011	ATE
1.6 EcoBoost	134	11/11→06/14	→			11.0101-5407.2	260011	ATE
1.6 Ti	77	01/11→	←	03/11→		11.0101-5407.2	260011	ATE
			→	03/11→ 05/17		11.0101-5407.2	260011	ATE
2.0 TDCi	85	01/11→06/14	←	03/11→		11.0101-5407.2	260011	ATE
2.0 TDCi	103	01/11→06/14	→	03/11→		11.0101-5407.2	260011	ATE
<b>Führungsbolzen, Bremssattel</b>								
1.0 EcoBoost	74	02/12→		→ 05/17		11.8171-0008.1	990049	ATE
1.0 EcoBoost	92	02/12→				11.8171-0008.1	990049	ATE
1.5 EcoBoost	110	09/14→						
1.5 EcoBoost	134	09/14→						
1.5 TDCi	70	09/14→						
1.5 TDCi	88	09/14→						
1.5 TDCi ECONetic	77	09/14→						
1.6 TDCi	85	02/12→						
↓								



**FORD - FOCUS III Kasten/Schrägheck 01/11→**

**Führungsbolzen, Bremsattel**

2.0 TDCi	110	11/14→		→ 05/17		11.8171-0008.1	990049	ATE
						11.8171-0008.1	990049	ATE
1.6 EcoBoost	110	11/11→06/14				11.8171-0008.1	990049	ATE
1.6 EcoBoost	134	11/11→06/14				11.8171-0008.1	990049	ATE
1.6 Ti	77	01/11→		03/11→		11.8171-0008.1	990049	ATE
				03/11→ 05/17		11.8171-0008.1	990049	ATE
2.0 TDCi	85	01/11→06/14		03/11→		11.8171-0008.1	990049	ATE
2.0 TDCi	103	01/11→06/14				11.8171-0008.1	990049	ATE

**Bremsschlauch**

1.0 EcoBoost	74	02/12→	←		2	83.7769-0398.3	331472	L= 400
1.0 EcoBoost	92	02/12→						
1.5 EcoBoost	110	09/14→	→	Scheibenbremse; + Limousine	2	24.5140-0420.3	331503	L= 420
1.5 EcoBoost	134	09/14→						
1.5 TDCi	70	09/14→						
1.5 TDCi	88	09/14→						
1.5 TDCi ECONetic	77	09/14→						
1.6 EcoBoost	110	11/11→06/14						
1.6 EcoBoost	134	11/11→06/14						
1.6 TDCi	85	02/12→						
2.0 TDCi	110	11/14→						
1.6 Ti	77	01/11→	←	03/11→	2	83.7769-0398.3	331472	L= 400
2.0 TDCi	85	01/11→06/14						
2.0 TDCi	103	01/11→06/14	→	03/11→; Scheibenbremse; + Limousine	2	24.5140-0420.3	331503	L= 420








**FORD - FOCUS III Stufenheck 07/10→**










**Bremssattel**








1.0 EcoBoost	74	02/12→	←	☐		24.3571-9813.5	240557	ATE Ø 57 - Halter
1.0 EcoBoost	92	02/12→						
1.5 EcoBoost	110	11/14→	←	☐		24.3571-9814.5	240558	ATE Ø 57 - Halter
1.5 EcoBoost	134	11/14→	→	☐; → 05/17		11.9387-7099.2	221053	ATE Ø 38 - Halter
1.5 TDCi	70	11/14→						
1.5 TDCi	88	11/14→	→	☐; → 05/17		11.9387-7100.2	221054	ATE Ø 38 - Halter
1.5 TDCi ECONetic	77	11/14→						
1.6 Flexifuel	110	07/13→						
1.6 TDCi	77	05/12→						
2.0 GDi	125	08/11→						
2.0 TDCi	110	11/14→						
1.0 EcoBoost	103	10/17→	←	☐		24.3571-9813.5	240557	ATE Ø 57 - Halter
			←	☐		24.3571-9814.5	240558	ATE Ø 57 - Halter
			→	☐		11.9387-7099.2	221053	ATE Ø 38 - Halter
			→	☐		11.9387-7100.2	221054	ATE Ø 38 - Halter
1.6 EcoBoost	110	07/10→	←	☐; 03/11→		24.3571-9813.5	240557	ATE Ø 57 - Halter
1.6 EcoBoost	134	07/10→						
1.6 Flexifuel	88	07/10→	←	☐; 03/11→		24.3571-9814.5	240558	ATE Ø 57 - Halter
1.6 TDCi	70	07/10→	→	☐; 03/11→ 05/17		11.9387-7099.2	221053	ATE Ø 38 - Halter
1.6 TDCi	85	07/10→						
1.6 Ti	77	07/10→	→	☐; 03/11→ 05/17		11.9387-7100.2	221054	ATE Ø 38 - Halter
1.6 Ti	92	07/10→						
2.0 TDCi	85	07/10→						
2.0 TDCi	100	07/10→						
2.0 TDCi	103	07/10→						
2.0 TDCi	120	07/10→						
1.6 Ti	63	08/11→	←	☐		24.3571-9813.5	240557	ATE Ø 57 - Halter
2.0	110	10/13→	←	☐		24.3571-9814.5	240558	ATE Ø 57 - Halter
			→	☐; → 05/17		11.9387-7099.2	221053	ATE Ø 38 - Halter
			→	☐; → 05/17		11.9387-7100.2	221054	ATE Ø 38 - Halter

**Feder, Bremsattel**









1.0 EcoBoost	74	02/12→		→ 05/17	2	11.8116-0340.1	390595	ATE
1.0 EcoBoost	92	02/12→			2	11.8116-0356.1	390586	ATE
1.5 EcoBoost	110	11/14→						
1.5 EcoBoost	134	11/14→						
1.5 TDCi	70	11/14→						
1.5 TDCi	88	11/14→						
1.5 TDCi ECONetic	77	11/14→						
1.6 Flexifuel	110	07/13→						
1.6 TDCi	77	05/12→						
1.6 Ti	63	08/11→						
2.0	110	10/13→						
2.0 GDi	125	08/11→						
2.0 TDCi	110	11/14→						
1.0 EcoBoost	103	10/17→	←		2	11.8116-0356.1	390586	ATE
			→		2	11.8116-0340.1	390595	ATE


















	kW			 	! #		
<b>FORD - FOCUS III Stufenheck 07/10→</b>							
<b>Feder, Bremssattel</b>							
1.6 EcoBoost	110	07/10→		03/11→ 05/17	2	11.8116-0340.1 390595	ATE
1.6 EcoBoost	134	07/10→		03/11→	2	11.8116-0356.1 390586	ATE
1.6 Flexifuel	88	07/10→					
1.6 TDCi	70	07/10→					
1.6 TDCi	85	07/10→					
1.6 Ti	77	07/10→					
1.6 Ti	92	07/10→					
2.0 TDCi	85	07/10→					
2.0 TDCi	100	07/10→					
2.0 TDCi	103	07/10→					
2.0 TDCi	120	07/10→					
<b>Führungshülzensatz, Bremssattel</b>							
1.0 EcoBoost	74	02/12→	←			11.0101-5407.2 260011	ATE
1.0 EcoBoost	92	02/12→					
1.5 EcoBoost	110	11/14→	→	→ 05/17		11.0101-5407.2 260011	ATE
1.5 EcoBoost	134	11/14→					
1.5 TDCi	70	11/14→					
1.5 TDCi	88	11/14→					
1.5 TDCi ECONetic	77	11/14→					
1.6 Flexifuel	110	07/13→					
1.6 TDCi	77	05/12→					
1.6 Ti	63	08/11→					
2.0	110	10/13→					
2.0 GDi	125	08/11→					
2.0 TDCi	110	11/14→					
1.0 EcoBoost	103	10/17→	←			11.0101-5407.2 260011	ATE
			→			11.0101-5407.2 260011	ATE
1.6 EcoBoost	110	07/10→	←	03/11→		11.0101-5407.2 260011	ATE
1.6 EcoBoost	134	07/10→					
1.6 Flexifuel	88	07/10→	→	03/11→ 05/17		11.0101-5407.2 260011	ATE
1.6 TDCi	70	07/10→					
1.6 TDCi	85	07/10→					
1.6 Ti	77	07/10→					
1.6 Ti	92	07/10→					
2.0 TDCi	85	07/10→					
2.0 TDCi	100	07/10→					
2.0 TDCi	103	07/10→					
2.0 TDCi	120	07/10→					
<b>Führungsbolzen, Bremssattel</b>							
1.0 EcoBoost	74	02/12→		→ 05/17		11.8171-0008.1 990049	ATE
1.0 EcoBoost	92	02/12→					
1.5 EcoBoost	110	11/14→				11.8171-0008.1 990049	ATE
1.5 EcoBoost	134	11/14→					
1.5 TDCi	70	11/14→					
1.5 TDCi	88	11/14→					
1.5 TDCi ECONetic	77	11/14→					
1.6 Flexifuel	110	07/13→					
1.6 TDCi	77	05/12→					
1.6 Ti	63	08/11→					
2.0	110	10/13→					
2.0 GDi	125	08/11→					
2.0 TDCi	110	11/14→					
1.0 EcoBoost	103	10/17→	←			11.8171-0008.1 990049	ATE
			→			11.8171-0008.1 990049	ATE
1.6 EcoBoost	110	07/10→		03/11→		11.8171-0008.1 990049	ATE
1.6 EcoBoost	134	07/10→					
1.6 Flexifuel	88	07/10→		03/11→ 05/17		11.8171-0008.1 990049	ATE
1.6 TDCi	70	07/10→					
1.6 TDCi	85	07/10→					
1.6 Ti	77	07/10→					
1.6 Ti	92	07/10→					
2.0 TDCi	85	07/10→					
2.0 TDCi	100	07/10→					
2.0 TDCi	103	07/10→					
2.0 TDCi	120	07/10→					
<b>Bremsschlauch</b>							
1.0 EcoBoost	74	02/12→	←		2	83.7769-0398.3 331472	L= 400
1.0 EcoBoost	92	02/12→					
1.5 EcoBoost	110	11/14→	→	Scheibenbremse; + Limousine	2	24.5140-0420.3 331503	L= 420
1.5 EcoBoost	134	11/14→					
1.5 TDCi	70	11/14→					
1.5 TDCi	88	11/14→					
1.5 TDCi ECONetic	77	11/14→					
1.6 Flexifuel	110	07/13→					
1.6 TDCi	77	05/12→					
1.6 Ti	63	08/11→					
2.0	110	10/13→					
↓							








	kw			 	! #			
<b>FORD - FOCUS III Stufenheck 07/10→</b>								
 <b>Bremsschlauch</b>								
2.0 GDi	125	08/11→	←		2	83.7769-0398.3	331472	L= 400
2.0 TDCi	110	11/14→	→	Scheibenbremse; + Limousine	2	24.5140-0420.3	331503	L= 420
1.0 EcoBoost	103	10/17→	←		2	83.7769-0398.3	331472	L= 400
1.6 EcoBoost	110	07/10→	←	03/11→	2	83.7769-0398.3	331472	L= 400
1.6 EcoBoost	134	07/10→	←					
1.6 Flexifuel	88	07/10→	→	03/11→; Scheibenbremse; + Limousine	2	24.5140-0420.3	331503	L= 420
1.6 TDCi	70	07/10→						
1.6 TDCi	85	07/10→						
1.6 Ti	77	07/10→						
1.6 Ti	92	07/10→						
2.0 TDCi	85	07/10→						
2.0 TDCi	100	07/10→						
2.0 TDCi	103	07/10→						
2.0 TDCi	120	07/10→						
<b>FORD - FOCUS III Turnier 07/10→</b>								
 <b>Bremssattel</b>								
1.0 EcoBoost	74	02/12→	←	☐		24.3571-9813.5	240557	ATE Ø 57 - Halter
1.0 EcoBoost	92	02/12→	←	☐		24.3571-9814.5	240558	ATE Ø 57 - Halter
1.5 EcoBoost	110	09/14→	←	☐		11.9387-7099.2	221053	ATE Ø 38 - Halter
1.5 EcoBoost	134	09/14→	→	☐; → 05/17		11.9387-7099.2	221053	ATE Ø 38 - Halter
1.5 TDCi	70	09/14→	→	☐; → 05/17		11.9387-7100.2	221054	ATE Ø 38 - Halter
1.5 TDCi	88	09/14→	→	☐; → 05/17		11.9387-7100.2	221054	ATE Ø 38 - Halter
1.5 TDCi ECONetic	77	09/14→						
1.6 Flexifuel	110	07/13→						
1.6 TDCi ECONetic	77	05/12→						
2.0 TDCi	110	11/14→						
2.0 TDCi ST	136	11/14→						
1.0 EcoBoost	103	10/17→	←	☐		24.3571-9813.5	240557	ATE Ø 57 - Halter
			←	☐		24.3571-9814.5	240558	ATE Ø 57 - Halter
			→	☐		11.9387-7099.2	221053	ATE Ø 38 - Halter
			→	☐		11.9387-7100.2	221054	ATE Ø 38 - Halter
1.6 EcoBoost	110	07/10→	←	☐; 03/11→		24.3571-9813.5	240557	ATE Ø 57 - Halter
1.6 EcoBoost	134	07/10→	←	☐; 03/11→		24.3571-9814.5	240558	ATE Ø 57 - Halter
1.6 Flexifuel	88	07/10→	←	☐; 03/11→		24.3571-9814.5	240558	ATE Ø 57 - Halter
1.6 TDCi	70	07/10→	→	☐; 03/11→ 05/17		11.9387-7099.2	221053	ATE Ø 38 - Halter
1.6 TDCi	85	07/10→	→	☐; 03/11→ 05/17		11.9387-7099.2	221053	ATE Ø 38 - Halter
1.6 Ti	77	07/10→	→	☐; 03/11→ 05/17		11.9387-7100.2	221054	ATE Ø 38 - Halter
1.6 Ti	92	07/10→						
2.0 TDCi	85	07/10→						
2.0 TDCi	100	07/10→						
2.0 TDCi	103	07/10→						
2.0 TDCi	120	07/10→						
1.6 LPG	86	02/12→	←	☐		24.3571-9813.5	240557	ATE Ø 57 - Halter
1.6 LPG	88	02/12→	←	☐		24.3571-9814.5	240558	ATE Ø 57 - Halter
1.6 Ti	63	08/11→	←	☐		24.3571-9814.5	240558	ATE Ø 57 - Halter
1.6 Ti	88	02/12→	→	☐; → 05/17		11.9387-7099.2	221053	ATE Ø 38 - Halter
2.0	110	10/13→	→	☐; → 05/17		11.9387-7100.2	221054	ATE Ø 38 - Halter
			→	☐; → 05/17		11.9387-7100.2	221054	ATE Ø 38 - Halter
2.0 ST	184	07/12→	→	☐; → 05/17		11.9387-7099.2	221053	ATE Ø 38 - Halter
			→	☐; → 05/17		11.9387-7100.2	221054	ATE Ø 38 - Halter
2.0 Ti-GDi	125	07/10→	←	☐; 08/11→		24.3571-9813.5	240557	ATE Ø 57 - Halter
			←	☐; 08/11→		24.3571-9814.5	240558	ATE Ø 57 - Halter
			→	☐; 08/11→ 05/17		11.9387-7099.2	221053	ATE Ø 38 - Halter
			→	☐; 08/11→ 05/17		11.9387-7100.2	221054	ATE Ø 38 - Halter
<b>Feder, Bremssattel</b>								
1.0 EcoBoost	74	02/12→		→ 05/17	2	11.8116-0340.1	390595	ATE
1.0 EcoBoost	92	02/12→						
1.5 EcoBoost	110	09/14→			2	11.8116-0356.1	390586	ATE
1.5 EcoBoost	134	09/14→						
1.5 TDCi	70	09/14→						
1.5 TDCi	88	09/14→						
1.5 TDCi ECONetic	77	09/14→						
1.6 Flexifuel	110	07/13→						
1.6 LPG	86	02/12→						
1.6 LPG	88	02/12→						
1.6 TDCi ECONetic	77	05/12→						
1.6 Ti	63	08/11→						
1.6 Ti	88	02/12→						
2.0	110	10/13→						
2.0 TDCi	110	11/14→						
2.0 TDCi ST	136	11/14→						
↓								











	kw			 	! #		
<b>FORD - FOCUS III Turnier 07/10→</b>							
<b>Feder, Bremssattel</b>							
1.0 EcoBoost	103	10/17→	←		2	11.8116-0356.1 390586	ATE
			→		2	11.8116-0340.1 390595	ATE
1.6 EcoBoost	110	07/10→		03/11→ 05/17	2	11.8116-0340.1 390595	ATE
1.6 EcoBoost	134	07/10→		03/11→	2	11.8116-0356.1 390586	ATE
1.6 Flexifuel	88	07/10→					
1.6 TDCi	70	07/10→					
1.6 TDCi	85	07/10→					
1.6 Ti	77	07/10→					
1.6 Ti	92	07/10→					
2.0 TDCi	85	07/10→					
2.0 TDCi	100	07/10→					
2.0 TDCi	103	07/10→					
2.0 TDCi	120	07/10→					
2.0 ST	184	07/12→		→ 05/17	2	11.8116-0340.1 390595	ATE
2.0 Ti-GDi	125	07/10→		08/11→ 05/17	2	11.8116-0340.1 390595	ATE
				08/11→	2	11.8116-0356.1 390586	ATE
<b>Führungshülzensatz, Bremssattel</b>							
1.0 EcoBoost	74	02/12→	←			11.0101-5407.2 260011	ATE
1.0 EcoBoost	92	02/12→					
1.5 EcoBoost	110	09/14→	→	→ 05/17		11.0101-5407.2 260011	ATE
1.5 EcoBoost	134	09/14→					
1.5 TDCi	70	09/14→					
1.5 TDCi	88	09/14→					
1.5 TDCi ECONetic	77	09/14→					
1.6 Flexifuel	110	07/13→					
1.6 LPG	86	02/12→					
1.6 LPG	88	02/12→					
1.6 TDCi ECONetic	77	05/12→					
1.6 Ti	63	08/11→					
1.6 Ti	88	02/12→					
2.0	110	10/13→					
2.0 ST	184	07/12→					
2.0 TDCi	110	11/14→					
2.0 TDCi ST	136	11/14→					
1.0 EcoBoost	103	10/17→	←			11.0101-5407.2 260011	ATE
			→			11.0101-5407.2 260011	ATE
1.6 EcoBoost	110	07/10→	←	03/11→		11.0101-5407.2 260011	ATE
1.6 EcoBoost	134	07/10→					
1.6 Flexifuel	88	07/10→	→	03/11→ 05/17		11.0101-5407.2 260011	ATE
1.6 TDCi	70	07/10→					
1.6 TDCi	85	07/10→					
1.6 Ti	77	07/10→					
1.6 Ti	92	07/10→					
2.0 TDCi	85	07/10→					
2.0 TDCi	100	07/10→					
2.0 TDCi	103	07/10→					
2.0 TDCi	120	07/10→					
2.0 Ti-GDi	125	07/10→	←	08/11→		11.0101-5407.2 260011	ATE
			→	08/11→ 05/17		11.0101-5407.2 260011	ATE
<b>Führungsbolzen, Bremssattel</b>							
1.0 EcoBoost	74	02/12→		→ 05/17		11.8171-0008.1 990049	ATE
1.0 EcoBoost	92	02/12→				11.8171-0008.1 990049	ATE
1.5 EcoBoost	110	09/14→					
1.5 EcoBoost	134	09/14→					
1.5 TDCi	70	09/14→					
1.5 TDCi	88	09/14→					
1.5 TDCi ECONetic	77	09/14→					
1.6 Flexifuel	110	07/13→					
1.6 LPG	86	02/12→					
1.6 LPG	88	02/12→					
1.6 TDCi ECONetic	77	05/12→					
1.6 Ti	63	08/11→					
1.6 Ti	88	02/12→					
2.0	110	10/13→					
2.0 ST	184	07/12→					
2.0 TDCi	110	11/14→					
2.0 TDCi ST	136	11/14→					
1.0 EcoBoost	103	10/17→	←			11.8171-0008.1 990049	ATE
			→			11.8171-0008.1 990049	ATE
1.6 EcoBoost	110	07/10→		03/11→		11.8171-0008.1 990049	ATE
1.6 EcoBoost	134	07/10→		03/11→ 05/17		11.8171-0008.1 990049	ATE
1.6 Flexifuel	88	07/10→					
1.6 TDCi	70	07/10→					
1.6 TDCi	85	07/10→					
1.6 Ti	77	07/10→					
↓							










	kw			 	! #		
<b>FORD - FOCUS III Turnier 07/10→</b>							
<b>Führungsbolzen, Bremsattel</b>							
1.6 Ti	92	07/10→		03/11→		11.8171-0008.1	990049 ATE
2.0 TDCi	85	07/10→		03/11→ 05/17		11.8171-0008.1	990049 ATE
2.0 TDCi	100	07/10→					
2.0 TDCi	103	07/10→					
2.0 TDCi	120	07/10→					
2.0 Ti-GDi	125	07/10→		08/11→		11.8171-0008.1	990049 ATE
				08/11→ 05/17		11.8171-0008.1	990049 ATE
<b> Bremsschlauch</b>							
1.0 EcoBoost	74	02/12→	←		2	83.7769-0398.3	331472 L= 400
1.0 EcoBoost	92	02/12→					
1.5 EcoBoost	110	09/14→	→	Scheibenbremse; + Limousine	2	24.5140-0420.3	331503 L= 420
1.5 EcoBoost	134	09/14→					
1.5 TDCi	70	09/14→					
1.5 TDCi	88	09/14→					
1.5 TDCi ECONetic	77	09/14→					
1.6 Flexifuel	110	07/13→					
1.6 LPG	86	02/12→					
1.6 LPG	88	02/12→					
1.6 TDCi ECONetic	77	05/12→					
1.6 Ti	63	08/11→					
1.6 Ti	88	02/12→					
2.0	110	10/13→					
2.0 ST	184	07/12→					
2.0 TDCi	110	11/14→					
2.0 TDCi ST	136	11/14→					
1.0 EcoBoost	103	10/17→	←		2	83.7769-0398.3	331472 L= 400
1.6 EcoBoost	110	07/10→	←	03/11→	2	83.7769-0398.3	331472 L= 400
1.6 EcoBoost	134	07/10→					
1.6 Flexifuel	88	07/10→	→	03/11→; Scheibenbremse; + Limousine	2	24.5140-0420.3	331503 L= 420
1.6 TDCi	70	07/10→					
1.6 TDCi	85	07/10→					
1.6 Ti	77	07/10→					
1.6 Ti	92	07/10→					
2.0 TDCi	85	07/10→					
2.0 TDCi	100	07/10→					
2.0 TDCi	103	07/10→					
2.0 TDCi	120	07/10→					
2.0 Ti-GDi	125	07/10→	←	08/11→	2	83.7769-0398.3	331472 L= 400
			→	08/11→; Scheibenbremse; + Limousine	2	24.5140-0420.3	331503 L= 420
<b>FORD - FOCUS IV 01/18→</b>							
<b>Feder, Bremsattel</b>							
1.0 EcoBoost	63	05/18→	←		2	11.8116-0356.1	390586 ATE
1.0 EcoBoost	74	01/18→					
1.0 EcoBoost	92	01/18→					
1.5 EcoBlue	70	01/18→					
1.5 EcoBlue	88	01/18→					
2.0 EcoBlue	110	01/18→					
<b>Führungshülzensatz, Bremsattel</b>							
1.0 EcoBoost	63	05/18→	←			11.0101-5407.2	260011 ATE
1.0 EcoBoost	74	01/18→					
1.0 EcoBoost	92	01/18→	→	- eFSB		11.0101-5407.2	260011 ATE
1.5 EcoBlue	70	01/18→					
1.5 EcoBlue	88	01/18→					
2.0 EcoBlue	110	01/18→					
<b>Führungsbolzen, Bremsattel</b>							
1.0 EcoBoost	63	05/18→	←			11.8171-0008.1	990049 ATE
1.0 EcoBoost	74	01/18→					
1.0 EcoBoost	92	01/18→	→	- eFSB		11.8171-0008.1	990049 ATE
1.5 EcoBlue	70	01/18→					
1.5 EcoBlue	88	01/18→					
2.0 EcoBlue	110	01/18→					
<b>FORD - FOCUS IV Turnier 09/18→</b>							
<b>Feder, Bremsattel</b>							
1.0 EcoBoost	63	09/18→	←		2	11.8116-0356.1	390586 ATE
1.0 EcoBoost	74	09/18→					
1.0 EcoBoost	92	09/18→					
1.5 EcoBlue	70	09/18→					
1.5 EcoBlue	88	09/18→					
2.0 EcoBlue	110	09/18→					
<b>Führungshülzensatz, Bremsattel</b>							
1.0 EcoBoost	63	09/18→	←			11.0101-5407.2	260011 ATE
1.0 EcoBoost	74	09/18→					
↓							








	kw			 	! #		
<b>FORD - FOCUS IV Turnier 09/18→</b>							
<b>Führungshülensatz, Bremssattel</b>							
1.0 EcoBoost	92	09/18→	➔	- eFSB		11.0101-5407.2	260011 ATE
1.5 EcoBlue	70	09/18→					
1.5 EcoBlue	88	09/18→					
2.0 EcoBlue	110	09/18→					
<b>Führungsbolzen, Bremssattel</b>							
1.0 EcoBoost	63	09/18→	➔			11.8171-0008.1	990049 ATE
1.0 EcoBoost	74	09/18→					
1.0 EcoBoost	92	09/18→	➔	- eFSB		11.8171-0008.1	990049 ATE
1.5 EcoBlue	70	09/18→					
1.5 EcoBlue	88	09/18→					
2.0 EcoBlue	110	09/18→					
<b>FORD - FOCUS C-MAX 10/03→03/07</b>							
<b> Bremssattel</b>							
1.6	74	10/03→03/07	➔			24.3571-9813.5	240557 ATE Ø 57 - Halter
1.6 TDCi	66	02/05→03/07	➔			24.3571-9814.5	240558 ATE Ø 57 - Halter
1.6 TDCi	80	10/03→03/07	➔				
1.6 Ti	85	08/04→03/07	➔			11.9387-7015.2	220627 ATE Ø 38 - Halter
1.8	88	10/03→03/07	➔				
1.8	90	09/05→03/07	➔			11.9387-7016.2	220628 ATE Ø 38 - Halter
1.8	92	04/04→03/07	➔				
1.8 Flexifuel	92	01/06→03/07	➔				
1.8 TDCi	85	01/05→03/07	➔				
2.0 TDCi	98	10/03→03/07	➔				
2.0 TDCi	100	10/03→03/07	➔				
2.0	107	03/04→03/07	➔	 ; 04/04→		24.3571-9813.5	240557 ATE Ø 57 - Halter
			➔	 ; 04/04→		24.3571-9814.5	240558 ATE Ø 57 - Halter
			➔	 ; 04/04→		11.9387-7015.2	220627 ATE Ø 38 - Halter
			➔	 ; 04/04→		11.9387-7016.2	220628 ATE Ø 38 - Halter
<b>Halter, Bremssattel</b>							
1.6	74	10/03→03/07	➔			11.0230-0736.1	260132 ATE
1.6 Ti	85	08/04→03/07	➔				
1.8	88	10/03→03/07	➔				
1.8	90	09/05→03/07	➔				
1.8	92	04/04→03/07	➔				
1.8 Flexifuel	92	01/06→03/07	➔				
1.6 TDCi	66	02/05→03/07	➔			11.0230-0736.1	260132 ATE
1.6 TDCi	80	10/03→03/07	➔			11.0230-0698.2	260091 ATE
1.8 TDCi	85	01/05→03/07	➔			11.0230-0818.1	260135 ATE
2.0 TDCi	98	10/03→03/07	➔				
2.0 TDCi	100	10/03→03/07	➔			11.0230-0698.2	260091 ATE
2.0	107	03/04→03/07	➔	04/04→		11.0230-0818.1	260135 ATE
			➔	04/04→		11.0230-0698.2	260091 ATE
<b>Feder, Bremssattel</b>							
1.6	74	10/03→03/07	➔		2	11.8116-0356.1	390586 ATE
1.6 TDCi	66	02/05→03/07	➔		2	11.8116-0340.1	390595 ATE
1.6 TDCi	80	10/03→03/07	➔				
1.6 Ti	85	08/04→03/07	➔				
1.8	88	10/03→03/07	➔				
1.8	90	09/05→03/07	➔				
1.8	92	04/04→03/07	➔				
1.8 Flexifuel	92	01/06→03/07	➔				
1.8 TDCi	85	01/05→03/07	➔				
2.0 TDCi	98	10/03→03/07	➔				
2.0 TDCi	100	10/03→03/07	➔				
2.0	107	03/04→03/07	➔	04/04→	2	11.8116-0356.1	390586 ATE
			➔	04/04→	2	11.8116-0340.1	390595 ATE
<b>Führungshülensatz, Bremssattel</b>							
1.6	74	10/03→03/07	➔			11.0101-5407.2	260011 ATE
1.6 TDCi	66	02/05→03/07	➔				
1.6 TDCi	80	10/03→03/07	➔			11.0101-5407.2	260011 ATE
1.6 Ti	85	08/04→03/07	➔				
1.8	88	10/03→03/07	➔				
1.8	90	09/05→03/07	➔				
1.8	92	04/04→03/07	➔				
1.8 Flexifuel	92	01/06→03/07	➔				
1.8 TDCi	85	01/05→03/07	➔				
2.0 TDCi	98	10/03→03/07	➔				
2.0 TDCi	100	10/03→03/07	➔				
2.0	107	03/04→03/07	➔	04/04→		11.0101-5407.2	260011 ATE
↓							

	kW					! #		
<b>FORD - FOCUS C-MAX 10/03→03/07</b>								
<b>Führungshülzensatz, Bremsattel</b>								
2.0	107	03/04→03/07	➡	04/04→		11.0101-5407.2	260011	ATE
<b>Führungsbolzen, Bremsattel</b>								
1.6	74	10/03→03/07				11.8171-0008.1	990049	ATE
1.6 TDCi	66	02/05→03/07						
1.6 TDCi	80	10/03→03/07						
1.6 Ti	85	08/04→03/07						
1.8	88	10/03→03/07						
1.8	90	09/05→03/07						
1.8	92	04/04→03/07						
1.8 Flexifuel	92	01/06→03/07						
1.8 TDCi	85	01/05→03/07						
2.0 TDCi	98	10/03→03/07						
2.0 TDCi	100	10/03→03/07						
2.0	107	03/04→03/07		04/04→		11.8171-0008.1	990049	ATE
<b>Bremsschlauch</b>								
1.6	74	10/03→03/07	←		2	83.7716-0397.3	330790	L= 395
1.6 TDCi	66	02/05→03/07	→		2	24.5124-0420.3	331276	L= 420
1.6 TDCi	80	10/03→03/07	→					
1.6 Ti	85	08/04→03/07	→	+ eFSB	2	24.5167-0420.3	331278	L= 400
1.8	88	10/03→03/07				83.7714-0391.3	330980	L= 390
1.8	90	09/05→03/07						
1.8	92	04/04→03/07						
1.8 Flexifuel	92	01/06→03/07						
1.8 TDCi	85	01/05→03/07						
2.0 TDCi	98	10/03→03/07						
2.0 TDCi	100	10/03→03/07						
2.0	107	03/04→03/07	←	04/04→	2	83.7716-0397.3	330790	L= 395
			→	04/04→	2	24.5124-0420.3	331276	L= 420
			→	04/04→; + eFSB	2	24.5167-0420.3	331278	L= 400
						83.7714-0391.3	330980	L= 390
<b>FORD - FOCUS Stufenheck (DFW) 02/99→12/07</b>								
<b>Bremssattel</b>								
1.4 16V	55	02/99→11/04	←	☐; → 09/04		24.3541-8105.5	240485	ATE Ø 54 - Halter
1.6 16V	74	02/99→11/04	←	☐; → 09/04		24.3541-8106.5	240486	ATE Ø 54 - Halter
1.8 16V	85	02/99→11/04	←	☐; → 09/04				
1.8 TDCi	74	08/02→11/04	→	☐; → 09/04		24.3344-1705.5	240273	TRW Ø 34 - Halter
1.8 TDCi	85	03/01→11/04	→	☐; → 09/04		24.3344-1706.5	240274	TRW Ø 34 - Halter
1.8 Turbo DI / TDDi	55	08/01→03/05	→	☐; → 09/04				
1.8 Turbo DI / TDDi	66	02/99→11/04						
2.0 16V	96	02/99→11/04						
<b>Führungshülzensatz, Bremsattel</b>								
1.4 16V	55	02/99→11/04	←	→ 09/04		11.0101-5407.2	260011	ATE
1.6 16V	74	02/99→11/04						
1.8 16V	85	02/99→11/04						
1.8 TDCi	74	08/02→11/04						
1.8 TDCi	85	03/01→11/04						
1.8 Turbo DI / TDDi	55	08/01→03/05						
1.8 Turbo DI / TDDi	66	02/99→11/04						
2.0 16V	96	02/99→11/04						
<b>Führungsbolzen, Bremsattel</b>								
1.4 16V	55	02/99→11/04	←	→ 09/04		11.8171-0008.1	990049	ATE
1.6 16V	74	02/99→11/04						
1.8 16V	85	02/99→11/04						
1.8 TDCi	74	08/02→11/04						
1.8 TDCi	85	03/01→11/04						
1.8 Turbo DI / TDDi	55	08/01→03/05						
1.8 Turbo DI / TDDi	66	02/99→11/04						
2.0 16V	96	02/99→11/04						
<b>Bremsschlauch</b>								
1.4 16V	55	02/99→11/04	←	→ 09/04	2	24.5112-0341.3	330655	L= 340
1.6 16V	74	02/99→11/04	→		2	24.5124-0410.3	330760	L= 410
1.8 16V	85	02/99→11/04	→	09/00→ 04/01	2	24.5124-0411.3	330774	L= 410
1.8 Turbo DI / TDDi	66	02/99→11/04	→	05/01→ 09/04	2	24.5124-0411.3	330774	L= 410
2.0 16V	96	02/99→11/04	→	→ 08/00	2	24.5228-0196.3	330656	L= 195
1.8 TDCi	74	08/02→11/04	←	→ 09/04	2	24.5112-0341.3	330655	L= 340
1.8 TDCi	85	03/01→11/04	→		2	24.5124-0411.3	330774	L= 410
1.8 Turbo DI / TDDi	55	08/01→03/05	→	→ 09/04				

	kw			 	! #			
<b>FORD - FOCUS Turnier (DNW) 02/99→12/07</b>								
 <b>Bremssattel</b>								
1.4 16V	55	02/99→11/04	←	☐; → 09/04		24.3541-8105.5	240485	ATE Ø 54 - Halter
1.6 16V	74	02/99→11/04	←	☐; → 09/04		24.3541-8106.5	240486	ATE Ø 54 - Halter
1.6 16V Flexifuel	75	01/02→11/04	←	☐; → 09/04		24.3541-8106.5	240486	ATE Ø 54 - Halter
1.8 16V	85	02/99→11/04	→	☐; → 09/04		24.3344-1705.5	240273	TRW Ø 34 - Halter
1.8 DI / TDDi	55	08/99→11/04	→	☐; → 09/04		24.3344-1705.5	240273	TRW Ø 34 - Halter
1.8 TDCi	74	08/02→11/04	→	☐; → 09/04		24.3344-1706.5	240274	TRW Ø 34 - Halter
1.8 TDCi	85	03/01→11/04	→	☐; → 09/04		24.3344-1706.5	240274	TRW Ø 34 - Halter
1.8 Turbo DI / TDDi	66	02/99→11/04	→	☐; → 09/04		24.3344-1706.5	240274	TRW Ø 34 - Halter
2.0 16V	96	02/99→11/04	→	☐; → 09/04		24.3344-1706.5	240274	TRW Ø 34 - Halter
1.8 BiFuel	82	02/03→01/05	←	☐		24.3541-8105.5	240485	ATE Ø 54 - Halter
			←	☐		24.3541-8106.5	240486	ATE Ø 54 - Halter
			→	☐		24.3344-1705.5	240273	TRW Ø 34 - Halter
			→	☐		24.3344-1706.5	240274	TRW Ø 34 - Halter
ST170	127	08/02→11/04	→	☐; → 09/04		24.3344-1705.5	240273	TRW Ø 34 - Halter
			→	☐; → 09/04		24.3344-1706.5	240274	TRW Ø 34 - Halter
<b>Feder, Bremssattel</b>								
ST170	127	08/02→11/04	←	→ 09/04	2	11.8116-0301.1	390610	ATE
<b>Führungshülzensatz, Bremssattel</b>								
1.4 16V	55	02/99→11/04	←	→ 09/04		11.0101-5407.2	260011	ATE
1.6 16V	74	02/99→11/04	←	→ 09/04		11.0101-5407.2	260011	ATE
1.6 16V Flexifuel	75	01/02→11/04	←	→ 09/04		11.0101-5407.2	260011	ATE
1.8 16V	85	02/99→11/04	←	→ 09/04		11.0101-5407.2	260011	ATE
1.8 DI / TDDi	55	08/99→11/04	←	→ 09/04		11.0101-5407.2	260011	ATE
1.8 TDCi	74	08/02→11/04	←	→ 09/04		11.0101-5407.2	260011	ATE
1.8 TDCi	85	03/01→11/04	←	→ 09/04		11.0101-5407.2	260011	ATE
1.8 Turbo DI / TDDi	66	02/99→11/04	←	→ 09/04		11.0101-5407.2	260011	ATE
2.0 16V	96	02/99→11/04	←	→ 09/04		11.0101-5407.2	260011	ATE
1.8 BiFuel	82	02/03→01/05	←	→ 09/04		11.0101-5407.2	260011	ATE
<b>Führungsbolzen, Bremssattel</b>								
1.4 16V	55	02/99→11/04	←	→ 09/04		11.8171-0008.1	990049	ATE
1.6 16V	74	02/99→11/04	←	→ 09/04		11.8171-0008.1	990049	ATE
1.6 16V Flexifuel	75	01/02→11/04	←	→ 09/04		11.8171-0008.1	990049	ATE
1.8 16V	85	02/99→11/04	←	→ 09/04		11.8171-0008.1	990049	ATE
1.8 DI / TDDi	55	08/99→11/04	←	→ 09/04		11.8171-0008.1	990049	ATE
1.8 TDCi	74	08/02→11/04	←	→ 09/04		11.8171-0008.1	990049	ATE
1.8 TDCi	85	03/01→11/04	←	→ 09/04		11.8171-0008.1	990049	ATE
1.8 Turbo DI / TDDi	66	02/99→11/04	←	→ 09/04		11.8171-0008.1	990049	ATE
2.0 16V	96	02/99→11/04	←	→ 09/04		11.8171-0008.1	990049	ATE
1.8 BiFuel	82	02/03→01/05	←	→ 09/04		11.8171-0008.1	990049	ATE
 <b>Bremsschlauch</b>								
1.4 16V	55	02/99→11/04	←	→ 09/04	2	24.5112-0341.3	330655	L= 340
1.6 16V	74	02/99→11/04	←	→ 09/04	2	24.5112-0341.3	330655	L= 340
1.8 16V	85	02/99→11/04	→	09/00→ 04/01	2	24.5124-0410.3	330760	L= 410
1.8 DI / TDDi	55	08/99→11/04	→	05/01→ 09/04	2	24.5124-0411.3	330774	L= 410
1.8 Turbo DI / TDDi	66	02/99→11/04	→	→ 08/00	2	24.5228-0196.3	330656	L= 195
2.0 16V	96	02/99→11/04	→	→ 08/00	2	24.5228-0196.3	330656	L= 195
1.6 16V Flexifuel	75	01/02→11/04	←	→ 09/04	2	24.5112-0341.3	330655	L= 340
1.8 TDCi	74	08/02→11/04	←	→ 09/04	2	24.5112-0341.3	330655	L= 340
1.8 TDCi	85	03/01→11/04	→	→ 09/04	2	24.5124-0411.3	330774	L= 410
ST170	127	08/02→11/04	→	→ 09/04	2	24.5124-0411.3	330774	L= 410
1.8 BiFuel	82	02/03→01/05	←	→ 09/04	2	24.5112-0341.3	330655	L= 340
			→	→ 09/04	2	24.5124-0411.3	330774	L= 410
<b>FORD - FUSION (JU_) 08/02→12/12</b>								
 <b>Bremssattel</b>								
1.25	55	08/04→12/12	←	☐; → 09/12		24.3541-8531.5	240679	ATE Ø 54 - Halter
1.4	59	08/02→12/12	←	☐; → 09/12		24.3541-8532.5	240680	ATE Ø 54 - Halter
1.4 LPG	59	01/10→12/12	←	☐; → 09/12		24.3541-8532.5	240680	ATE Ø 54 - Halter
1.4 TDCi	50	08/02→12/12	←	☐; → 09/12		24.3541-8532.5	240680	ATE Ø 54 - Halter
1.6 TDCi	66	11/04→12/12	←	☐; → 09/12		24.3541-8532.5	240680	ATE Ø 54 - Halter
1.6	74	08/02→11/08	←	☐		24.3541-8531.5	240679	ATE Ø 54 - Halter
			←	☐		24.3541-8532.5	240680	ATE Ø 54 - Halter
<b>Feder, Bremssattel</b>								
1.25	55	08/04→12/12		→ 09/12	2	11.8116-0264.1	390594	ATE
1.4	59	08/02→12/12		→ 09/12	2	11.8116-0264.1	390594	ATE
1.4 LPG	59	01/10→12/12		→ 09/12	2	11.8116-0264.1	390594	ATE
1.4 TDCi	50	08/02→12/12		→ 09/12	2	11.8116-0264.1	390594	ATE
↓								



	kW					! #		
<b>FORD - FUSION (JU_) 08/02→12/12</b>								
<b>Feder, Bremssattel</b>								
1.6 TDCi	66	11/04→12/12		→ 09/12		2	11.8116-0264.1 390594	ATE
1.6	74	08/02→11/08				2	11.8116-0264.1 390594	ATE
<b>Führungshülzensatz, Bremssattel</b>								
1.25	55	08/04→12/12	←	→ 09/12			11.0101-5407.2 260011	ATE
1.4	59	08/02→12/12						
1.4 LPG	59	01/10→12/12						
1.4 TDCi	50	08/02→12/12						
1.6 TDCi	66	11/04→12/12						
1.6	74	08/02→11/08	←				11.0101-5407.2 260011	ATE
<b>Führungsbolzen, Bremssattel</b>								
1.25	55	08/04→12/12		→ 09/12			11.8171-0008.1 990049	ATE
1.4	59	08/02→12/12						
1.4 LPG	59	01/10→12/12						
1.4 TDCi	50	08/02→12/12						
1.6 TDCi	66	11/04→12/12						
1.6	74	08/02→11/08					11.8171-0008.1 990049	ATE
<b>Bremsschlauch</b>								
1.25	55	08/04→12/12	←	→ 09/12		2	83.7769-0493.3 330861	L= 491
1.4	59	08/02→12/12						
1.4 LPG	59	01/10→12/12	→	→ 09/12		2	83.7827-0321.3 330862	L= 320
1.4 TDCi	50	08/02→12/12						
1.6 TDCi	66	11/04→12/12						
1.6	74	08/02→11/08	←			2	83.7769-0493.3 330861	L= 491
			→			2	83.7827-0321.3 330862	L= 320
<b>FORD - GALAXY 01/15→</b>								
<b>Führungsbolzen, Bremssattel</b>								
1.5 EcoBoost	118	01/15→	←	04/15→; passend für Felgenreife [Zoll]: 17			11.8171-0096.1 250155	ATE
2.0 EcoBoost	176	01/15→						
2.0 TDCi	88	01/15→						
2.0 TDCi	110	01/15→						
2.0 TDCi	132	01/15→						
2.0 TDCi Bi-Turbo	154	01/15→						
2.0 TDCi 4x4	110	05/15→	←	passend für Felgenreife [Zoll]: 17			11.8171-0096.1 250155	ATE
2.0 TDCi 4x4	132	05/15→						
<b>FORD - GALAXY (WA6) 05/06→06/15</b>								
<b>Bremssattel</b>								
1.6 EcoBoost	118	11/10→06/15	←	☐; 02/11→			11.9601-9711.2 220873	ATE Ø 60 - Halter
			←	☐; 02/11→			11.9601-9712.2 220874	ATE Ø 60 - Halter
			→	☐; 02/11→; - eFSB			24.3384-1772.5 240606	TRW Ø 38 - Halter
			→	☐; 02/11→			24.6238-1709.7 221017	TRW Ø 38 - Halter + eFSB
			→	☐; 02/11→			24.6238-1710.7 221018	TRW Ø 38 - Halter + eFSB
1.6 TDCi	85	02/11→06/15	←	☐			11.9601-9711.2 220873	ATE Ø 60 - Halter
1.8 TDCi	74	05/06→06/15						
1.8 TDCi	92	05/06→06/15	←	☐			11.9601-9712.2 220874	ATE Ø 60 - Halter
2.0	107	05/06→06/15	→	☐; - eFSB			24.3384-1772.5 240606	TRW Ø 38 - Halter
2.0 Flexifuel	107	05/06→06/15	→	☐			24.6238-1709.7 221017	TRW Ø 38 - Halter + eFSB
2.0 TDCi	85	11/07→06/15	→	☐			24.6238-1710.7 221018	TRW Ø 38 - Halter + eFSB
2.0 TDCi	96	05/06→06/15	→	☐				
2.0 TDCi	100	05/06→06/15						
2.0 TDCi	103	05/06→06/15						
2.0 TDCi	120	03/10→06/15						
2.2 TDCi	147	11/10→06/15						
2.3	118	09/07→06/15						
2.0 EcoBoost	146	07/10→06/15	←	☐			11.9606-9949.2 220879	ATE Ø 60 - Halter
2.0 EcoBoost	149	03/10→06/15	←	☐			11.9606-9950.2 220880	ATE Ø 60 - Halter
			→	☐; - eFSB			24.3384-1772.5 240606	TRW Ø 38 - Halter
			→	☐			24.6238-1709.7 221017	TRW Ø 38 - Halter + eFSB
			→	☐			24.6238-1710.7 221018	TRW Ø 38 - Halter + eFSB
2.2 TDCi	129	03/08→12/12	←	☐; 11/08→			11.9601-9711.2 220873	ATE Ø 60 - Halter
			←	☐; 11/08→			11.9601-9712.2 220874	ATE Ø 60 - Halter
			←	☐; 04/08→ 10/08			11.9606-9949.2 220879	ATE Ø 60 - Halter
			←	☐; 04/08→ 10/08			11.9606-9950.2 220880	ATE Ø 60 - Halter
			→	☐; 04/08→; - eFSB			24.3384-1772.5 240606	TRW Ø 38 - Halter

	kw			 	! #		
<b>FORD - GALAXY (WA6) 05/06→06/15</b>							
<b>Bremssattel</b>							
2.2 TDCi	129	03/08→12/12	➔	☐; 04/08→		24.6238-1709.7 221017	TRW Ø 38 - Halter + eFSB
			➔	☐; 04/08→		24.6238-1710.7 221018	TRW Ø 38 - Halter + eFSB
<b>Halter, Bremssattel</b>							
1.6 EcoBoost	118	11/10→06/15	➔	02/11→		11.0230-0934.1 260128	ATE
1.6 TDCi	85	02/11→06/15	➔			11.0230-0934.1 260128	ATE
1.8 TDCi	74	05/06→06/15					
1.8 TDCi	92	05/06→06/15					
2.0	107	05/06→06/15					
2.0 Flexifuel	107	05/06→06/15					
2.0 TDCi	85	11/07→06/15					
2.0 TDCi	96	05/06→06/15					
2.0 TDCi	100	05/06→06/15					
2.0 TDCi	103	05/06→06/15					
2.0 TDCi	120	03/10→06/15					
2.2 TDCi	147	11/10→06/15					
2.3	118	09/07→06/15					
2.2 TDCi	129	03/08→12/12	➔	11/08→		11.0230-0934.1 260128	ATE
<b>Feder, Bremssattel</b>							
1.6 EcoBoost	118	11/10→06/15		02/11→	2	11.8116-0206.1 390593	ATE
1.6 TDCi	85	02/11→06/15			2	11.8116-0206.1 390593	ATE
1.8 TDCi	74	05/06→06/15					
1.8 TDCi	92	05/06→06/15					
2.0	107	05/06→06/15					
2.0 Flexifuel	107	05/06→06/15					
2.0 TDCi	85	11/07→06/15					
2.0 TDCi	96	05/06→06/15					
2.0 TDCi	100	05/06→06/15					
2.0 TDCi	103	05/06→06/15					
2.0 TDCi	120	03/10→06/15					
2.2 TDCi	147	11/10→06/15					
2.3	118	09/07→06/15					
2.0 EcoBoost	146	07/10→06/15			2	11.8116-0388.2 390588	ATE
2.0 EcoBoost	149	03/10→06/15					
2.2 TDCi	129	03/08→12/12		11/08→	2	11.8116-0206.1 390593	ATE
				04/08→ 10/08	2	11.8116-0388.2 390588	ATE
<b>Führungshülzensatz, Bremssattel</b>							
1.6 EcoBoost	118	11/10→06/15	➔	02/11→		11.0101-5704.2 260095	ATE
1.6 TDCi	85	02/11→06/15	➔			11.0101-5407.2 260011	ATE
1.8 TDCi	74	05/06→06/15					
1.8 TDCi	92	05/06→06/15					
2.0	107	05/06→06/15					
2.0 Flexifuel	107	05/06→06/15					
2.0 TDCi	85	11/07→06/15					
2.0 TDCi	96	05/06→06/15					
2.0 TDCi	100	05/06→06/15					
2.0 TDCi	103	05/06→06/15					
2.0 TDCi	120	03/10→06/15					
2.3	118	09/07→06/15					
2.0 EcoBoost	146	07/10→06/15	➔			11.0101-5704.2 260095	ATE
2.0 EcoBoost	149	03/10→06/15					
2.2 TDCi	147	11/10→06/15					
2.2 TDCi	129	03/08→12/12	➔	11/08→		11.0101-5704.2 260095	ATE
			➔	04/08→ 10/08		11.0101-5704.2 260095	ATE
<b>Führungsbolzen, Bremssattel</b>							
1.6 EcoBoost	118	11/10→06/15		02/11→		11.8171-0008.1 990049	ATE
1.6 TDCi	85	02/11→06/15				11.8171-0008.1 990049	ATE
1.8 TDCi	74	05/06→06/15					
1.8 TDCi	92	05/06→06/15					
2.0	107	05/06→06/15					
2.0 EcoBoost	146	07/10→06/15					
2.0 EcoBoost	149	03/10→06/15					
2.0 Flexifuel	107	05/06→06/15					
2.0 TDCi	85	11/07→06/15					
2.0 TDCi	96	05/06→06/15					
2.0 TDCi	100	05/06→06/15					
2.0 TDCi	103	05/06→06/15					
2.0 TDCi	120	03/10→06/15					
2.2 TDCi	147	11/10→06/15					
2.3	118	09/07→06/15					
2.2 TDCi	129	03/08→12/12		11/08→		11.8171-0008.1 990049	ATE
				04/08→ 10/08		11.8171-0008.1 990049	ATE
↓							





### FORD - GALAXY (WA6) 05/06→06/15

#### Dichtungssatz, Bremssattel

1.6 EcoBoost	118	11/10→06/15	←	02/11→		<b>11.0441-6008.2</b>	<b>250038</b>	ATE für Kolben-Ø [mm]: 60
1.6 TDCi	85	02/11→06/15	←			<b>11.0441-6008.2</b>	<b>250038</b>	ATE für Kolben-Ø [mm]: 60
1.8 TDCi	74	05/06→06/15						
1.8 TDCi	92	05/06→06/15						
2.0	107	05/06→06/15						
2.0 Flexifuel	107	05/06→06/15						
2.0 TDCi	85	11/07→06/15						
2.0 TDCi	96	05/06→06/15						
2.0 TDCi	100	05/06→06/15						
2.0 TDCi	103	05/06→06/15						
2.0 TDCi	120	03/10→06/15						
2.2 TDCi	147	11/10→06/15						
2.3	118	09/07→06/15						
2.2 TDCi	129	03/08→12/12	←	11/08→		<b>11.0441-6008.2</b>	<b>250038</b>	ATE für Kolben-Ø [mm]: 60

#### Bremsschlauch










1.6 EcoBoost	118	11/10→06/15	←	02/11→		<b>24.5162-0390.3</b>	<b>331199</b>	L= 390
			←	↑	02/11→; - eFSB	<b>24.5163-0155.3</b>	<b>331204</b>	L= 155
			→	↓	02/11→; + eFSB	<b>24.5133-0310.3</b>	<b>331197</b>	L= 330
1.6 TDCi	85	02/11→06/15	←			<b>24.5162-0390.3</b>	<b>331199</b>	L= 390
2.0 TDCi	120	03/10→06/15	←	↑	- eFSB	<b>24.5163-0155.3</b>	<b>331204</b>	L= 155
2.2 TDCi	147	11/10→06/15	→	↓	+ eFSB	<b>24.5133-0310.3</b>	<b>331197</b>	L= 330
1.8 TDCi	74	05/06→06/15	←			<b>24.5162-0390.3</b>	<b>331199</b>	L= 390
1.8 TDCi	92	05/06→06/15	←	↑	12/06→; - eFSB	<b>24.5163-0155.3</b>	<b>331204</b>	L= 155
2.0	107	05/06→06/15	→	↓	+ eFSB	<b>24.5133-0310.3</b>	<b>331197</b>	L= 330
2.0 Flexifuel	107	05/06→06/15	→	↓	+ eFSB	<b>24.5133-0310.3</b>	<b>331197</b>	L= 330
2.0 TDCi	96	05/06→06/15	→	↓	→ 06/09; + eFSB	<b>24.5133-0311.3</b>	<b>331198</b>	L= 310
2.0 TDCi	100	05/06→06/15	→	↓	→ 06/09; + eFSB	<b>24.5133-0311.3</b>	<b>331198</b>	L= 310
2.0 TDCi	103	05/06→06/15	→	↓	→ 06/09; + eFSB	<b>24.5133-0311.3</b>	<b>331198</b>	L= 310
2.0 EcoBoost	146	07/10→06/15	←	11/11→		<b>24.5162-0390.3</b>	<b>331199</b>	L= 390
2.0 EcoBoost	149	03/10→06/15	←	↑	- eFSB	<b>24.5163-0155.3</b>	<b>331204</b>	L= 155
			→	↓	+ eFSB	<b>24.5133-0310.3</b>	<b>331197</b>	L= 330
2.0 TDCi	85	11/07→06/15	←	↑	- eFSB	<b>24.5163-0155.3</b>	<b>331204</b>	L= 155
2.3	118	09/07→06/15	→	↓	+ eFSB	<b>24.5133-0310.3</b>	<b>331197</b>	L= 330
			→	↓	→ 06/09; + eFSB	<b>24.5133-0311.3</b>	<b>331198</b>	L= 310
2.2 TDCi	129	03/08→12/12	←	10/08→		<b>24.5162-0390.3</b>	<b>331199</b>	L= 390
			←	↑	04/08→; - eFSB	<b>24.5163-0155.3</b>	<b>331204</b>	L= 155
			→	↓	04/08→; + eFSB	<b>24.5133-0310.3</b>	<b>331197</b>	L= 330
			→	↓	04/08→ 06/09; + eFSB	<b>24.5133-0311.3</b>	<b>331198</b>	L= 310








### FORD - GALAXY (WGR) 03/95→05/06

#### Bremssattel

1.9 TDI	66	03/95→05/06	←	□; 05/01→ 04/06		<b>11.9571-9811.2</b>	<b>220485</b>	ATE Ø 57 - Halter
			←	□; 05/01→ 04/06		<b>11.9571-9812.2</b>	<b>220486</b>	ATE Ø 57 - Halter
			→	□; 01/96→ 04/06		<b>24.3384-1707.5</b>	<b>240171</b>	TRW Ø 38 - Halter
			→	□; 01/96→ 04/06		<b>24.3384-1708.5</b>	<b>240172</b>	TRW Ø 38 - Halter
1.9 TDI	81	08/97→04/00	→	□; 10/97→ 03/00		<b>24.3384-1707.5</b>	<b>240171</b>	TRW Ø 38 - Halter
			→	□; 10/97→ 03/00		<b>24.3384-1708.5</b>	<b>240172</b>	TRW Ø 38 - Halter
1.9 TDI	85	04/00→05/06	←	□; 05/01→ 04/06		<b>11.9571-9811.2</b>	<b>220485</b>	ATE Ø 57 - Halter
2.0 i	85	11/95→05/06	←	□; 05/01→ 04/06		<b>11.9571-9812.2</b>	<b>220486</b>	ATE Ø 57 - Halter
2.3 16V	107	01/97→05/06	→	□; → 04/06		<b>24.3384-1707.5</b>	<b>240171</b>	TRW Ø 38 - Halter
			→	□; → 04/06		<b>24.3384-1708.5</b>	<b>240172</b>	TRW Ø 38 - Halter
1.9 TDI	96	02/03→05/06	←	□; → 04/06		<b>11.9571-9811.2</b>	<b>220485</b>	ATE Ø 57 - Halter
2.3 16V	103	09/01→05/06	←	□; → 04/06		<b>11.9571-9812.2</b>	<b>220486</b>	ATE Ø 57 - Halter
			→	□; → 04/06		<b>24.3384-1707.5</b>	<b>240171</b>	TRW Ø 38 - Halter
			→	□; → 04/06		<b>24.3384-1708.5</b>	<b>240172</b>	TRW Ø 38 - Halter
1.9 TDI	110	05/05→05/06	←	□; → 04/06		<b>11.9571-9819.2</b>	<b>220469</b>	ATE Ø 57 - Halter
2.8 V6	150	04/00→05/06	←	□; → 04/06		<b>11.9571-9820.2</b>	<b>220470</b>	ATE Ø 57 - Halter
			→	□; → 04/06		<b>24.3384-1715.5</b>	<b>240265</b>	TRW Ø 38 - Halter

↓

	kw			 	! #		
<b>FORD - GALAXY (WGR) 03/95→05/06</b>							
<b> Bremssattel</b>							
1.9 TDI 2.8 V6	110 150	05/05→05/06 04/00→05/06	➔	☐; ➔ 04/06		24.3384-1716.5 240266	TRW Ø 38 - Halter
2.8 i V6 2.8 i V6 4x4	128 128	11/95→04/00 04/96→04/00	➔	☐		24.3384-1707.5 240171	TRW Ø 38 - Halter
			➔	☐		24.3384-1708.5 240172	TRW Ø 38 - Halter
<b>Feder, Bremssattel</b>							
1.9 TDI	66	03/95→05/06		01/96→ 04/01	2	11.8116-0143.1 390513	ATE
			➔	05/01→ 04/06	2	11.8116-0326.1 390471	ATE
1.9 TDI	81	08/97→04/00		10/97→	2	11.8116-0143.1 390513	ATE
1.9 TDI 2.0 i 2.3 16V	85 85 107	04/00→05/06 11/95→05/06 01/97→05/06		→ 04/01	2	11.8116-0143.1 390513	ATE
			➔	05/01→ 04/06	2	11.8116-0326.1 390471	ATE
1.9 TDI 2.3 16V	96 103	02/03→05/06 09/01→05/06	➔	→ 04/06	2	11.8116-0326.1 390471	ATE
1.9 TDI 2.8 V6 2.8 i V6 2.8 i V6 4x4	110 150 128 128	05/05→05/06 04/00→05/06 11/95→04/00 04/96→04/00	➔	→ 04/06	2	11.8116-0272.1 390598 11.8116-0143.1 390513	ATE ATE
<b>Führungshülzensatz, Bremssattel</b>							
1.9 TDI	66	03/95→05/06	➔	01/96→ 04/01		11.0101-5407.2 260011	ATE
			➔	05/01→ 04/06		11.0101-5407.2 260011	ATE
1.9 TDI	81	08/97→04/00	➔	10/97→		11.0101-5407.2 260011	ATE
1.9 TDI 2.0 i 2.3 16V	85 85 107	04/00→05/06 11/95→05/06 01/97→05/06	➔	05/01→ 04/06		11.0101-5407.2 260011	ATE
			➔	→ 04/01		11.0101-5407.2 260011	ATE
1.9 TDI 2.3 16V	96 103	02/03→05/06 09/01→05/06	➔	→ 04/06		11.0101-5407.2 260011	ATE
2.8 i V6 2.8 i V6 4x4	128 128	11/95→04/00 04/96→04/00	➔			11.0101-5407.2 260011	ATE
<b>Führungsbolzen, Bremssattel</b>							
1.9 TDI	66	03/95→05/06		01/96→ 04/01		11.8171-0008.1 990049	ATE
				05/01→ 04/06		11.8171-0008.1 990049	ATE
1.9 TDI	81	08/97→04/00		10/97→		11.8171-0008.1 990049	ATE
1.9 TDI 2.0 i 2.3 16V	85 85 107	04/00→05/06 11/95→05/06 01/97→05/06		→ 04/01		11.8171-0008.1 990049	ATE
				05/01→ 04/06		11.8171-0008.1 990049	ATE
1.9 TDI 2.3 16V	96 103	02/03→05/06 09/01→05/06		→ 04/06		11.8171-0008.1 990049	ATE
2.8 i V6 2.8 i V6 4x4	128 128	11/95→04/00 04/96→04/00				11.8171-0008.1 990049	ATE
<b>Dichtungssatz, Bremssattel</b>							
1.9 TDI	66	03/95→05/06	➔	01/96→ 04/01		11.0441-5704.2 250034	ATE
			➔	05/01→ 04/06		11.0441-5704.2 250034	ATE
1.9 TDI	81	08/97→04/00	➔	10/97→		11.0441-5704.2 250034	ATE
1.9 TDI 2.0 i 2.3 16V	85 85 107	04/00→05/06 11/95→05/06 01/97→05/06	➔	05/01→ 04/06		11.0441-5704.2 250034	ATE
			➔	→ 04/01		11.0441-5704.2 250034	ATE
1.9 TDI 1.9 TDI 2.3 16V 2.8 V6 2.8 i V6 2.8 i V6 4x4	96 110 103 150 128 128	02/03→05/06 05/05→05/06 09/01→05/06 04/00→05/06 11/95→04/00 04/96→04/00	➔	→ 04/06		11.0441-5704.2 250034	ATE
			➔			11.0441-5704.2 250034	ATE
<b> Bremsschlauch</b>							
1.9 TDI	66	03/95→05/06	➔	01/96→ 04/01	2	24.5166-0454.3 331306	L= 454
			➔	05/01→ 04/06	2	24.5205-0461.3 331431	L= 461
			➔	01/96→ 04/06	2	24.5225-0370.3 331379	L= 373
			➔	am Bremssattel; 01/96→ 04/06	2	83.6113-0140.3 330482	L= 140
1.9 TDI	81	08/97→04/00	➔	10/97→ 03/00	2	24.5166-0454.3 331306	L= 454
			➔	10/97→ 03/00	2	24.5225-0370.3 331379	L= 373
			➔	am Bremssattel; 10/97→ 03/00	2	83.6113-0140.3 330482	L= 140
1.9 TDI 2.8 V6	85 150	04/00→05/06 04/00→05/06	➔	05/01→ 04/06	2	24.5205-0461.3 331431	L= 461
			➔	→ 04/06	2	24.5225-0370.3 331379	L= 373
↓							

	kW			 	! #		
<b>FORD - GALAXY (WGR) 03/95→05/06</b>							
<b>Bremsschlauch</b>							
1.9 TDI 2.8 V6	85 150	04/00→05/06 04/00→05/06	➔	am Bremssattel; → 04/06	2	83.6113-0140.3 330482	L= 140
1.9 TDI 1.9 TDI 2.3 16V	96 110 103	02/03→05/06 05/05→05/06 09/01→05/06	➔ ➔ ➔	→ 04/06 → 04/06 am Bremssattel; → 04/06	2	24.5205-0461.3 331431 24.5225-0370.3 331379 83.6113-0140.3 330482	L= 461 L= 373 L= 140
2.0 i 2.3 16V	85 107	11/95→05/06 01/97→05/06	➔ ➔ ➔ ➔	→ 04/01 05/01→ 04/06 → 04/06 am Bremssattel; → 04/06	2	24.5166-0454.3 331306 24.5205-0461.3 331431 24.5225-0370.3 331379 83.6113-0140.3 330482	L= 454 L= 461 L= 373 L= 140
2.8 i V6 2.8 i V6 4x4	128 128	11/95→04/00 04/96→04/00	➔ ➔ ➔	→ 03/00 am Bremssattel; → 03/00	2	24.5166-0454.3 331306 24.5225-0370.3 331379 83.6113-0140.3 330482	L= 454 L= 373 L= 140
<b>FORD - GRAND C-MAX (DXA/CB7, DXA/CEU) 12/10→</b>							
<b>Bremssattel</b>							
1.0 EcoBoost 1.0 EcoBoost 1.5 EcoBoost 1.5 EcoBoost 1.5 TDCi 1.5 TDCi 1.6 EcoBoost 1.6 EcoBoost 1.6 TDCi 1.6 TDCi 1.6 Ti 1.6 Ti 2.0 TDCi 2.0 TDCi 2.0 TDCi 2.0 TDCi 2.0 TDCi	74 92 110 134 70 88 110 134 70 85 77 92 85 100 103 110 120 125	10/12→ 10/12→ 03/15→ 03/15→ 03/15→ 03/15→ 12/10→ 12/10→ 12/10→ 12/10→ 12/10→ 12/10→ 02/11→ 02/11→ 02/11→ 03/15→ 12/10→ 03/15→	➔ ➔ ➔ ➔ ➔ ➔ ➔ ➔ ➔ ➔ ➔ ➔ ➔ ➔ ➔ ➔ ➔ ➔	<input type="checkbox"/> <input type="checkbox"/> <input type="checkbox"/> <input type="checkbox"/> <input type="checkbox"/> <input type="checkbox"/> <input type="checkbox"/> <input type="checkbox"/> <input type="checkbox"/> <input type="checkbox"/> <input type="checkbox"/> <input type="checkbox"/> <input type="checkbox"/> <input type="checkbox"/> <input type="checkbox"/> <input type="checkbox"/> <input type="checkbox"/> <input type="checkbox"/>	2 2	24.3571-9813.5 240557 24.3571-9814.5 240558 11.9387-7099.2 221053 11.9387-7100.2 221054	ATE Ø 57 - Halter ATE Ø 57 - Halter ATE Ø 38 - Halter ATE Ø 38 - Halter
<b>Feder, Bremssattel</b>							
1.0 EcoBoost 1.0 EcoBoost 1.5 EcoBoost 1.5 EcoBoost 1.5 TDCi 1.5 TDCi 1.6 EcoBoost 1.6 EcoBoost 1.6 TDCi 1.6 TDCi 1.6 Ti 1.6 Ti 2.0 TDCi 2.0 TDCi 2.0 TDCi 2.0 TDCi 2.0 TDCi	74 92 110 134 70 88 110 134 70 85 77 92 85 100 103 110 120 125	10/12→ 10/12→ 03/15→ 03/15→ 03/15→ 03/15→ 12/10→ 12/10→ 12/10→ 12/10→ 12/10→ 12/10→ 02/11→ 02/11→ 02/11→ 03/15→ 12/10→ 03/15→	➔		2 2	11.8116-0356.1 390586 11.8116-0340.1 390595	ATE ATE
<b>Führungshülzensatz, Bremssattel</b>							
1.0 EcoBoost 1.0 EcoBoost 1.5 EcoBoost 1.5 EcoBoost 1.5 TDCi 1.5 TDCi 1.6 EcoBoost 1.6 EcoBoost 1.6 TDCi 1.6 TDCi 1.6 Ti 1.6 Ti 2.0 TDCi 2.0 TDCi 2.0 TDCi 2.0 TDCi 2.0 TDCi ↓	74 92 110 134 70 88 110 134 70 85 77 92 85 100 103 110 120 125	10/12→ 10/12→ 03/15→ 03/15→ 03/15→ 03/15→ 12/10→ 12/10→ 12/10→ 12/10→ 12/10→ 12/10→ 02/11→ 02/11→ 02/11→ 03/15→ 12/10→ 03/15→	➔			11.0101-5407.2 260011	ATE

**FORD - GRAND C-MAX (DXA/CB7, DXA/CEU) 12/10→**

**Führungsbolzen, Bremsattel**

1.0 EcoBoost	74	10/12→				11.8171-0008.1	990049	ATE
1.0 EcoBoost	92	10/12→						
1.5 EcoBoost	110	03/15→						
1.5 EcoBoost	134	03/15→						
1.5 TDCi	70	03/15→						
1.5 TDCi	88	03/15→						
1.6 EcoBoost	110	12/10→						
1.6 EcoBoost	134	12/10→						
1.6 TDCi	70	12/10→						
1.6 TDCi	85	12/10→						
1.6 Ti	77	12/10→						
1.6 Ti	92	12/10→						
2.0 TDCi	85	02/11→						
2.0 TDCi	100	02/11→						
2.0 TDCi	103	02/11→						
2.0 TDCi	110	03/15→						
2.0 TDCi	120	12/10→						
2.0 TDCi	125	03/15→						

**Bremsschlauch**

1.0 EcoBoost	74	10/12→	←		2	83.7769-0398.3	331472	L= 400
1.0 EcoBoost	92	10/12→						
1.5 EcoBoost	110	03/15→	→		2	24.5140-0420.3	331503	L= 420
1.5 EcoBoost	134	03/15→						
1.5 TDCi	70	03/15→						
1.5 TDCi	88	03/15→						
1.6 EcoBoost	110	12/10→						
1.6 EcoBoost	134	12/10→						
1.6 TDCi	70	12/10→						
1.6 TDCi	85	12/10→						
1.6 Ti	77	12/10→						
1.6 Ti	92	12/10→						
2.0 TDCi	85	02/11→						
2.0 TDCi	100	02/11→						
2.0 TDCi	103	02/11→						
2.0 TDCi	110	03/15→						
2.0 TDCi	120	12/10→						
2.0 TDCi	125	03/15→						

**FORD - GRAND C-MAX Van 12/10→**

**Bremssattel**








1.0 EcoBoost	74	10/12→	←	☐		24.3571-9813.5	240557	ATE Ø 57 - Halter
1.0 EcoBoost	92	10/12→						
1.5 EcoBoost	110	03/15→	←	☐		24.3571-9814.5	240558	ATE Ø 57 - Halter
1.5 TDCi	88	03/15→	→	☐		11.9387-7099.2	221053	ATE Ø 38 - Halter
1.6 EcoBoost	110	12/10→						
1.6 TDCi	70	12/10→	→	☐		11.9387-7100.2	221054	ATE Ø 38 - Halter
1.6 TDCi	85	12/10→						
2.0 TDCi	103	12/10→						
2.0 TDCi	110	03/15→						
2.0 TDCi	120	12/10→						
2.0 TDCi	125	03/15→						
2.0 TDCi	85	02/11→						











**Feder, Bremsattel**

1.0 EcoBoost	74	10/12→			2	11.8116-0356.1	390586	ATE
1.0 EcoBoost	92	10/12→						
1.5 EcoBoost	110	03/15→	→		2	11.8116-0340.1	390595	ATE
1.5 TDCi	88	03/15→						
1.6 EcoBoost	110	12/10→						
1.6 TDCi	70	12/10→						
1.6 TDCi	85	12/10→						
2.0 TDCi	103	12/10→						
2.0 TDCi	110	03/15→						
2.0 TDCi	120	12/10→						
2.0 TDCi	125	03/15→						
2.0 TDCi	85	02/11→						








**Führungshülzensatz, Bremsattel**







1.0 EcoBoost	74	10/12→	←			11.0101-5407.2	260011	ATE
1.0 EcoBoost	92	10/12→						
1.5 EcoBoost	110	03/15→						
1.5 TDCi	88	03/15→						
1.6 EcoBoost	110	12/10→						
1.6 TDCi	70	12/10→						
1.6 TDCi	85	12/10→						
2.0 TDCi	103	12/10→						
2.0 TDCi	110	03/15→						
2.0 TDCi	120	12/10→						
2.0 TDCi	125	03/15→						
2.0 TDCi	85	02/11→						








	kw			 	! #		
<b>FORD - GRAND C-MAX Van 12/10→</b>							
<b>Führungsbolzen, Bremsattel</b>							
1.0 EcoBoost	74	10/12→				11.8171-0008.1	990049 ATE
1.0 EcoBoost	92	10/12→					
1.5 EcoBoost	110	03/15→					
1.5 TDCi	88	03/15→					
1.6 EcoBoost	110	12/10→					
1.6 TDCi	70	12/10→					
1.6 TDCi	85	12/10→					
2.0 TDCi	103	12/10→					
2.0 TDCi	110	03/15→					
2.0 TDCi	120	12/10→					
2.0 TDCi	125	03/15→					
2.0 TDCi	85	02/11→					
<b>Bremsschlauch</b>							
1.0 EcoBoost	74	10/12→	←		2	83.7769-0398.3	331472 L= 400
1.0 EcoBoost	92	10/12→	→		2	24.5140-0420.3	331503 L= 420
1.5 EcoBoost	110	03/15→					
1.5 TDCi	88	03/15→					
1.6 EcoBoost	110	12/10→					
1.6 TDCi	70	12/10→					
1.6 TDCi	85	12/10→					
2.0 TDCi	103	12/10→					
2.0 TDCi	110	03/15→					
2.0 TDCi	120	12/10→					
2.0 TDCi	125	03/15→					
2.0 TDCi	85	02/11→					
<b>FORD - KA (RB_) 09/96→11/08</b>							
<b>Bremssattel</b>							
1.0 i	38	07/97→09/99	←	☐		11.3481-8513.2	220335 ATE Ø 48 - Halter
			←	☐		11.3481-8514.2	220336 ATE Ø 48 - Halter
1.0 i	48	09/99→11/08	←	☐; → 01/00		11.3481-8513.2	220335 ATE Ø 48 - Halter
1.3 i	36	06/98→11/08	←	☐; → 01/00		11.3481-8514.2	220336 ATE Ø 48 - Halter
			←	☐; 02/00→		24.3481-8515.5	240477 ATE Ø 48 - Halter
			←	☐; 02/00→		24.3481-8516.5	240478 ATE Ø 48 - Halter
1.3 i	37	09/96→10/02	←	☐; 11/96→ 01/00		11.3481-8513.2	220335 ATE Ø 48 - Halter
1.3 i	44	09/96→11/08	←	☐; 11/96→ 01/00		11.3481-8514.2	220336 ATE Ø 48 - Halter
			←	☐; 02/00→		24.3481-8515.5	240477 ATE Ø 48 - Halter
			←	☐; 02/00→		24.3481-8516.5	240478 ATE Ø 48 - Halter
1.3 i	51	08/02→11/08	←	☐		24.3481-8515.5	240477 ATE Ø 48 - Halter
			←	☐		24.3481-8516.5	240478 ATE Ø 48 - Halter
1.6	68	10/06→12/07	←	☐		24.3541-8531.5	240679 ATE Ø 54 - Halter
1.6 i	71	11/05→09/08	←	☐		24.3541-8532.5	240680 ATE Ø 54 - Halter
1.6 i	70	02/01→11/08	←	☐; 08/03→		24.3541-8531.5	240679 ATE Ø 54 - Halter
			←	☐; 08/03→		24.3541-8532.5	240680 ATE Ø 54 - Halter
<b>Halter, Bremsattel</b>							
1.0 i	38	07/97→09/99	←		2	11.0230-0687.1	260106 ATE
1.0 i	48	09/99→11/08	←	→ 01/00	2	11.0230-0687.1	260106 ATE
1.3 i	36	06/98→11/08	←				
1.3 i	37	09/96→10/02	←	11/96→ 01/00	2	11.0230-0687.1	260106 ATE
1.3 i	44	09/96→11/08	←				
<b>Feder, Bremsattel</b>							
1.0 i	38	07/97→09/99			2	11.8116-0264.1	390594 ATE
1.3 i	51	08/02→11/08					
1.6	68	10/06→12/07					
1.6 i	71	11/05→09/08					
1.0 i	48	09/99→11/08		02/00→	2	11.8116-0264.1	390594 ATE
1.3 i	36	06/98→11/08		→ 01/00	2	11.8116-0264.1	390594 ATE
1.3 i	37	09/96→10/02		02/00→	2	11.8116-0264.1	390594 ATE
1.3 i	44	09/96→11/08		11/96→ 01/00	2	11.8116-0264.1	390594 ATE
1.6 i	70	02/01→11/08		08/03→	2	11.8116-0264.1	390594 ATE
<b>Führungshülzensatz, Bremsattel</b>							
1.0 i	38	07/97→09/99	←			11.0101-5407.2	260011 ATE
1.3 i	51	08/02→11/08					
1.6	68	10/06→12/07					
1.6 i	71	11/05→09/08					
↓							







	kw			 	! #		
<b>FORD - KA (RB_) 09/96→11/08</b>							
<b>Führungshülzensatz, Bremssattel</b>							
1.0 i	48	09/99→11/08	←	02/00→		11.0101-5407.2 260011	ATE
1.3 i	36	06/98→11/08	←	→ 01/00		11.0101-5407.2 260011	ATE
1.3 i	37	09/96→10/02	←	11/96→ 01/00		11.0101-5407.2 260011	ATE
1.3 i	44	09/96→11/08	←	02/00→		11.0101-5407.2 260011	ATE
1.6 i	70	02/01→11/08	←	08/03→		11.0101-5407.2 260011	ATE
<b>Führungsbolzen, Bremssattel</b>							
1.0 i	38	07/97→09/99	←			11.8171-0008.1 990049	ATE
1.3 i	51	08/02→11/08	←			11.8171-0008.1 990049	ATE
1.0 i	48	09/99→11/08	←	02/00→		11.8171-0008.1 990049	ATE
1.3 i	36	06/98→11/08	←	→ 01/00		11.8171-0008.1 990049	ATE
1.3 i	37	09/96→10/02	←	11/96→ 01/00		11.8171-0008.1 990049	ATE
1.3 i	44	09/96→11/08	←	02/00→		11.8171-0008.1 990049	ATE
1.6	68	10/06→12/07				11.8171-0008.1 990049	ATE
1.6 i	71	11/05→09/08				11.8171-0008.1 990049	ATE
1.6 i	70	02/01→11/08		08/03→		11.8171-0008.1 990049	ATE
<b>Dichtungssatz, Bremssattel</b>							
1.0 i	38	07/97→09/99	←			11.0441-4805.2 250020	ATE
1.0 i	48	09/99→11/08	←	→ 01/00		11.0441-4805.2 250020	ATE
1.3 i	36	06/98→11/08	←			11.0441-4805.2 250020	ATE
1.3 i	37	09/96→10/02	←	11/96→ 01/00		11.0441-4805.2 250020	ATE
1.3 i	44	09/96→11/08				11.0441-4805.2 250020	ATE
<b> Bremsschlauch</b>							
1.0 i	38	07/97→09/99	←	☐		24.5308-0488.3 330776	L= 488
			←	☐		24.5308-0489.3 330777	L= 488
			→	10/98→	2	24.5305-0340.3 330659	L= 340
			→	→ 09/98	2	24.5305-0350.3 330660	L= 352
1.0 i	48	09/99→11/08	←	☐; → 01/01		24.5308-0488.3 330776	L= 488
			←	☐; → 01/01		24.5308-0489.3 330777	L= 488
			→	→ 01/00	2	24.5305-0340.3 330659	L= 340
			→	02/00→	2	24.5305-0351.3 330687	L= 350
1.3 i	36	06/98→11/08	←	☐; → 01/01		24.5308-0488.3 330776	L= 488
			←	☐; → 01/01		24.5308-0489.3 330777	L= 488
			→	10/98→ 01/00	2	24.5305-0340.3 330659	L= 340
			→	→ 09/98	2	24.5305-0350.3 330660	L= 352
			→	02/00→	2	24.5305-0351.3 330687	L= 350
1.3 i	37	09/96→10/02	←	☐; 11/96→ 01/01		24.5308-0488.3 330776	L= 488
1.3 i	44	09/96→11/08	←	☐; 11/96→ 01/01		24.5308-0489.3 330777	L= 488
			→	10/98→ 01/00	2	24.5305-0340.3 330659	L= 340
			→	11/96→ 09/98	2	24.5305-0350.3 330660	L= 352
			→	02/00→	2	24.5305-0351.3 330687	L= 350
1.3 i	51	08/02→11/08	→		2	24.5305-0351.3 330687	L= 350
<b>FORD - KA (RU8) 10/08→</b>							
<b> Bremsschlauch</b>							
1.2	51	10/08→	←		2	24.5112-0356.3 331129	L= 355
1.3 TDCi	55	10/08→	→		2	24.5228-0165.3 330879	L= 165
<b>FORD - KA Van (RB) 05/02→05/05</b>							
<b> Bremssattel</b>							
1.3	51	09/02→03/04	←	☐		24.3481-8515.5 240477	ATE Ø 48 - Halter
1.3 i	44	05/02→05/05	←	☐		24.3481-8516.5 240478	ATE Ø 48 - Halter
<b>Feder, Bremssattel</b>							
1.3	51	09/02→03/04			2	11.8116-0264.1 390594	ATE
1.3 i	44	05/02→05/05					
↓							





















	kw			 	! #		
<b>FORD - KA Van (RB) 05/02→05/05</b>							
<b>Führungshülzensatz, Bremsattel</b>							
1.3	51	09/02→03/04	←			11.0101-5407.2	260011 ATE
1.3 i	44	05/02→05/05	←				
<b>Führungsbolzen, Bremsattel</b>							
1.3	51	09/02→03/04	←			11.8171-0008.1	990049 ATE
1.3 i	44	05/02→05/05	←				
<b>Bremsschlauch</b>							
1.3	51	09/02→03/04	→		2	24.5305-0351.3	330687 L= 350
1.3 i	44	05/02→05/05	→				
<b>FORD - KUGA I 03/08→</b>							
<b>Bremssattel</b>							
2.0 TDCi	100	03/08→11/12	←	☐; 04/08→		24.3571-9813.5	240557 ATE Ø 57 - Halter
2.0 TDCi 4x4	100	03/08→11/12	←	☐; 04/08→		24.3571-9814.5	240558 ATE Ø 57 - Halter
			→	☐; 04/08→		24.3384-1772.5	240606 TRW Ø 38 - Halter
2.0 TDCi	103	03/10→11/12	←	☐		24.3571-9813.5	240557 ATE Ø 57 - Halter
2.0 TDCi 4x4	103	03/10→11/12	←	☐		24.3571-9814.5	240558 ATE Ø 57 - Halter
2.0 TDCi 4x4	120	03/10→11/12	←	☐		24.3571-9814.5	240558 ATE Ø 57 - Halter
2.5	147	03/09→11/12	→	☐		24.3384-1772.5	240606 TRW Ø 38 - Halter
2.5 4x4	147	03/09→	←	☐; → 12/12		24.3571-9813.5	240557 ATE Ø 57 - Halter
			←	☐; → 12/12		24.3571-9814.5	240558 ATE Ø 57 - Halter
			→	☐; → 12/12		24.3384-1772.5	240606 TRW Ø 38 - Halter
<b>Halter, Bremsattel</b>							
2.0 TDCi	100	03/08→11/12	←	04/08→		11.0230-0818.1	260135 ATE
2.0 TDCi 4x4	100	03/08→11/12	←				
2.0 TDCi	103	03/10→11/12	←			11.0230-0818.1	260135 ATE
2.0 TDCi 4x4	103	03/10→11/12	←				
2.0 TDCi 4x4	120	03/10→11/12	←				
2.5	147	03/09→11/12	←				
2.5 4x4	147	03/09→	←	→ 12/12		11.0230-0818.1	260135 ATE
<b>Feder, Bremsattel</b>							
2.0 TDCi	100	03/08→11/12	←	04/08→	2	11.8116-0356.1	390586 ATE
2.0 TDCi 4x4	100	03/08→11/12	←				
2.0 TDCi	103	03/10→11/12	←		2	11.8116-0356.1	390586 ATE
2.0 TDCi 4x4	103	03/10→11/12	←				
2.0 TDCi 4x4	120	03/10→11/12	←				
2.5	147	03/09→11/12	←				
2.5 4x4	147	03/09→	←	→ 12/12	2	11.8116-0356.1	390586 ATE
<b>Führungshülzensatz, Bremsattel</b>							
2.0 TDCi	100	03/08→11/12	←	04/08→		11.0101-5407.2	260011 ATE
2.0 TDCi 4x4	100	03/08→11/12	←				
2.0 TDCi	103	03/10→11/12	←			11.0101-5407.2	260011 ATE
2.0 TDCi 4x4	103	03/10→11/12	←				
2.0 TDCi 4x4	120	03/10→11/12	←				
2.5	147	03/09→11/12	←				
2.5 4x4	147	03/09→	←	→ 12/12		11.0101-5407.2	260011 ATE
<b>Führungsbolzen, Bremsattel</b>							
2.0 TDCi	100	03/08→11/12		04/08→		11.8171-0008.1	990049 ATE
2.0 TDCi 4x4	100	03/08→11/12					
2.0 TDCi	103	03/10→11/12				11.8171-0008.1	990049 ATE
2.0 TDCi 4x4	103	03/10→11/12					
2.0 TDCi 4x4	120	03/10→11/12					
2.5	147	03/09→11/12					
2.5 4x4	147	03/09→		→ 12/12		11.8171-0008.1	990049 ATE
<b>Bremsschlauch</b>							
2.0 TDCi	100	03/08→11/12	←	04/08→	2	83.7788-0435.3	331119 L= 435
2.0 TDCi 4x4	100	03/08→11/12	→	04/08→	2	83.7788-0472.3	331120 L= 472
2.0 TDCi	103	03/10→11/12	←		2	83.7788-0435.3	331119 L= 435
2.0 TDCi 4x4	103	03/10→11/12	←				
2.0 TDCi 4x4	120	03/10→11/12	→		2	83.7788-0472.3	331120 L= 472
2.5	147	03/09→11/12	→				
2.5 4x4	147	03/09→	←	→ 12/12	2	83.7788-0435.3	331119 L= 435
			→	→ 12/12	2	83.7788-0472.3	331120 L= 472

	kw				! #			
<b>FORD - KUGA II (DM2) 05/12→</b>								
<b>Bremssattel</b>								
1.5 EcoBoost	88	01/16→	←	☐		24.3571-9813.5	240557	ATE Ø 57 - Halter
1.5 EcoBoost	110	09/14→						
1.6 EcoBoost	110	03/13→	←	☐		24.3571-9814.5	240558	ATE Ø 57 - Halter
1.6 EcoBoost 4x4	110	03/13→	→	☐; - eFSB		11.9387-7099.2	221053	ATE Ø 38 - Halter
2.5	110	01/14→	→	☐; - eFSB		11.9387-7100.2	221054	ATE Ø 38 - Halter
1.5 EcoBoost 4x4	134	09/14→	→	☐; - eFSB		11.9387-7099.2	221053	ATE Ø 38 - Halter
1.5 TDCi	88	07/16→						
1.6 EcoBoost 4x4	132	10/12→04/15	→	☐; - eFSB		11.9387-7100.2	221054	ATE Ø 38 - Halter
1.6 EcoBoost 4x4	134	03/13→						
2.0 TDCi	85	03/13→						
2.0 TDCi	88	09/14→						
2.0 TDCi	100	03/13→						
2.0 TDCi	103	03/13→						
2.0 TDCi	110	09/14→						
2.0 TDCi 4x4	100	03/13→						
2.0 TDCi 4x4	103	03/13→						
2.0 TDCi 4x4	110	09/14→						
2.0 TDCi 4x4	120	03/13→						
2.0 TDCi 4x4	132	09/14→						
<b>Feder, Bremssattel</b>								
1.5 EcoBoost	88	01/16→		- eFSB	2	11.8116-0340.1	390595	ATE
1.5 EcoBoost	110	09/14→						
1.6 EcoBoost	110	03/13→	←		2	11.8116-0356.1	390586	ATE
1.6 EcoBoost 4x4	110	03/13→						
2.5	110	01/14→						
1.5 EcoBoost 4x4	134	09/14→		- eFSB	2	11.8116-0340.1	390595	ATE
1.5 TDCi	88	07/16→						
1.6 EcoBoost 4x4	132	10/12→04/15						
1.6 EcoBoost 4x4	134	03/13→						
2.0 TDCi	85	03/13→						
2.0 TDCi	88	09/14→						
2.0 TDCi	100	03/13→						
2.0 TDCi	103	03/13→						
2.0 TDCi	110	09/14→						
2.0 TDCi 4x4	100	03/13→						
2.0 TDCi 4x4	103	03/13→						
2.0 TDCi 4x4	110	09/14→						
2.0 TDCi 4x4	120	03/13→						
2.0 TDCi 4x4	132	09/14→						
<b>Führungshülzensatz, Bremssattel</b>								
1.5 EcoBoost	88	01/16→	←			11.0101-5407.2	260011	ATE
1.5 EcoBoost	110	09/14→						
1.5 EcoBoost 4x4	134	09/14→	→	- eFSB		11.0101-5407.2	260011	ATE
1.5 TDCi	88	07/16→						
1.6 EcoBoost	110	03/13→						
1.6 EcoBoost 4x4	110	03/13→						
1.6 EcoBoost 4x4	132	10/12→04/15						
1.6 EcoBoost 4x4	134	03/13→						
2.0 TDCi	85	03/13→						
2.0 TDCi	88	09/14→						
2.0 TDCi	100	03/13→						
2.0 TDCi	103	03/13→						
2.0 TDCi	110	09/14→						
2.0 TDCi 4x4	100	03/13→						
2.0 TDCi 4x4	103	03/13→						
2.0 TDCi 4x4	110	09/14→						
2.0 TDCi 4x4	120	03/13→						
2.0 TDCi 4x4	132	09/14→						
2.5	110	01/14→						
<b>Führungsbolzen, Bremssattel</b>								
1.5 EcoBoost	88	01/16→		- eFSB		11.8171-0008.1	990049	ATE
1.5 EcoBoost	110	09/14→						
1.5 EcoBoost 4x4	134	09/14→				11.8171-0008.1	990049	ATE
1.5 TDCi	88	07/16→						
1.6 EcoBoost	110	03/13→						
1.6 EcoBoost 4x4	110	03/13→						
1.6 EcoBoost 4x4	132	10/12→04/15						
1.6 EcoBoost 4x4	134	03/13→						
2.0 TDCi	85	03/13→						
2.0 TDCi	88	09/14→						
2.0 TDCi	100	03/13→						
2.0 TDCi	103	03/13→						
2.0 TDCi	110	09/14→						
2.0 TDCi 4x4	100	03/13→						
2.0 TDCi 4x4	103	03/13→						
2.0 TDCi 4x4	110	09/14→						
2.0 TDCi 4x4	120	03/13→						
2.0 TDCi 4x4	132	09/14→						










	kw					! #		
<b>FORD - KUGA II (DM2) 05/12→</b>								
<b>Führungsbolzen, Bremsattel</b>								
2.5	110	01/14→			- eFSB		11.8171-0008.1 990049	ATE
							11.8171-0008.1 990049	ATE
<b>Bremsschlauch</b>								
1.5 EcoBoost	88	01/16→	←			2	83.7769-0417.3 331474	L= 415
1.5 EcoBoost	110	09/14→						
1.5 EcoBoost 4x4	134	09/14→						
1.5 TDCi	88	07/16→						
1.6 EcoBoost	110	03/13→						
1.6 EcoBoost 4x4	110	03/13→						
1.6 EcoBoost 4x4	134	03/13→						
2.0 TDCi	85	03/13→						
2.0 TDCi	88	09/14→						
2.0 TDCi	100	03/13→						
2.0 TDCi	103	03/13→						
2.0 TDCi	110	09/14→						
2.0 TDCi 4x4	100	03/13→						
2.0 TDCi 4x4	103	03/13→						
2.0 TDCi 4x4	110	09/14→						
2.0 TDCi 4x4	120	03/13→						
2.0 TDCi 4x4	132	09/14→						
2.5	110	01/14→						
1.6 EcoBoost 4x4	132	10/12→04/15	←	01/13→		2	83.7769-0417.3 331474	L= 415
<b>FORD - KUGA II Van 05/12→</b>								
<b>Bremssattel</b>								
1.5 EcoBoost	110	09/14→	←	☐			24.3571-9813.5 240557	ATE Ø 57 - Halter
			←	☐			24.3571-9814.5 240558	ATE Ø 57 - Halter
			→	☐; - eFSB			11.9387-7099.2 221053	ATE Ø 38 - Halter
			→	☐; - eFSB			11.9387-7100.2 221054	ATE Ø 38 - Halter
1.5 EcoBoost 4x4	134	09/14→	→	☐; - eFSB			11.9387-7099.2 221053	ATE Ø 38 - Halter
2.0 TDCi	110	09/14→	→	☐; - eFSB			11.9387-7100.2 221054	ATE Ø 38 - Halter
2.0 TDCi 4x4	110	09/14→	→	☐; - eFSB				
2.0 TDCi 4x4	132	09/14→	→	☐; - eFSB				
<b>Feder, Bremsattel</b>								
1.5 EcoBoost	110	09/14→			- eFSB	2	11.8116-0340.1 390595	ATE
			←			2	11.8116-0356.1 390586	ATE
1.5 EcoBoost 4x4	134	09/14→			- eFSB	2	11.8116-0340.1 390595	ATE
2.0 TDCi	110	09/14→						
2.0 TDCi 4x4	110	09/14→						
2.0 TDCi 4x4	132	09/14→						
<b>Führungshülzensatz, Bremsattel</b>								
1.5 EcoBoost	110	09/14→	←				11.0101-5407.2 260011	ATE
1.5 EcoBoost 4x4	134	09/14→	←					
2.0 TDCi	110	09/14→	→		- eFSB		11.0101-5407.2 260011	ATE
2.0 TDCi 4x4	110	09/14→	→					
2.0 TDCi 4x4	132	09/14→	→					
<b>Führungsbolzen, Bremsattel</b>								
1.5 EcoBoost	110	09/14→			- eFSB		11.8171-0008.1 990049	ATE
1.5 EcoBoost 4x4	134	09/14→					11.8171-0008.1 990049	ATE
2.0 TDCi	110	09/14→						
2.0 TDCi 4x4	110	09/14→						
2.0 TDCi 4x4	132	09/14→						
<b>Bremsschlauch</b>								
1.5 EcoBoost	110	09/14→	←			2	83.7769-0417.3 331474	L= 415
1.5 EcoBoost 4x4	134	09/14→						
2.0 TDCi	110	09/14→						
2.0 TDCi 4x4	110	09/14→						
2.0 TDCi 4x4	132	09/14→						
<b>FORD - MONDEO I (GBP) 02/93→08/96</b>								
<b>Bremssattel</b>								
1.6 i 16V	65	07/94→08/96	←	☐			24.3601-8527.5 240503	ATE Ø 60 - Halter
1.6 i 16V	66	02/93→08/96	←	☐			24.3601-8528.5 240504	ATE Ø 60 - Halter
1.8 i 16V	82	07/94→08/96	←	☐				
1.8 i 16V	85	02/93→08/96	→	☐			24.3364-1703.5 240309	BOS Ø 36 - Halter
1.8 i 16V 4x4	85	02/93→08/96	→	☐			24.3364-1704.5 240310	BOS Ø 36 - Halter
1.8 TD	65	06/93→08/96	→	☐				
1.8 TD	66	10/95→08/96						
2.0 i 16V	97	12/94→08/96						
↓								










	kW				! #		
<b>FORD - MONDEO I (GBP) 02/93→08/96</b>							
<b>Bremssattel</b>							
2.0 i 16V	100	02/93→08/96	←	☐		24.3601-8527.5 240503	ATE Ø 60 - Halter
			←	☐		24.3601-8528.5 240504	ATE Ø 60 - Halter
			→	☐		24.3364-1703.5 240309	BOS Ø 36 - Halter
			→	☐		24.3364-1704.5 240310	BOS Ø 36 - Halter
2.5 i 24V	125	07/94→08/96	→	☐; 08/94→		24.3364-1703.5 240309	BOS Ø 36 - Halter
			→	☐; 08/94→		24.3364-1704.5 240310	BOS Ø 36 - Halter
<b>Feder, Bremssattel</b>							
1.6 i 16V	65	07/94→08/96	←		2	11.8116-0301.1 390610	ATE
1.6 i 16V	66	02/93→08/96					
1.8 i 16V	82	07/94→08/96					
1.8 i 16V	85	02/93→08/96					
1.8 i 16V 4x4	85	02/93→08/96					
1.8 TD	65	06/93→08/96					
1.8 TD	66	10/95→08/96					
2.0 i 16V	97	12/94→08/96					
2.0 i 16V	100	02/93→08/96					
2.0 i 16V 4x4	97	12/94→08/96	←		2	11.8116-0143.1 390513	ATE
2.0 i 16V 4x4	100	04/93→08/96					
2.5 i 24V	125	07/94→08/96	←	08/94→	2	11.8116-0143.1 390513	ATE
<b>Führungshülzensatz, Bremssattel</b>							
1.6 i 16V	65	07/94→08/96	←			11.0101-5407.2 260011	ATE
1.6 i 16V	66	02/93→08/96					
1.8 i 16V	82	07/94→08/96					
1.8 i 16V	85	02/93→08/96					
1.8 i 16V 4x4	85	02/93→08/96					
1.8 TD	65	06/93→08/96					
1.8 TD	66	10/95→08/96					
2.0 i 16V	97	12/94→08/96					
2.0 i 16V	100	02/93→08/96					
2.0 i 16V 4x4	97	12/94→08/96					
2.0 i 16V 4x4	100	04/93→08/96					
2.5 i 24V	125	07/94→08/96	←	08/94→		11.0101-5407.2 260011	ATE
<b>Führungsbolzen, Bremssattel</b>							
1.6 i 16V	65	07/94→08/96	←			11.8171-0008.1 990049	ATE
1.6 i 16V	66	02/93→08/96					
1.8 i 16V	82	07/94→08/96					
1.8 i 16V	85	02/93→08/96					
1.8 i 16V 4x4	85	02/93→08/96					
1.8 TD	65	06/93→08/96					
1.8 TD	66	10/95→08/96					
2.0 i 16V	97	12/94→08/96					
2.0 i 16V	100	02/93→08/96					
2.0 i 16V 4x4	97	12/94→08/96					
2.0 i 16V 4x4	100	04/93→08/96					
2.5 i 24V	125	07/94→08/96	←	08/94→		11.8171-0008.1 990049	ATE
<b>Dichtungssatz, Bremssattel</b>							
1.6 i 16V	65	07/94→08/96	←			11.0441-6007.2 250146	ATE
1.6 i 16V	66	02/93→08/96					
1.8 i 16V	82	07/94→08/96					
1.8 i 16V	85	02/93→08/96					
1.8 i 16V 4x4	85	02/93→08/96					
1.8 TD	65	06/93→08/96					
1.8 TD	66	10/95→08/96					
2.0 i 16V	97	12/94→08/96					
2.0 i 16V	100	02/93→08/96					
2.0 i 16V 4x4	97	12/94→08/96					
2.0 i 16V 4x4	100	04/93→08/96					
2.5 i 24V	125	07/94→08/96	←	08/94→		11.0441-6007.2 250146	ATE
<b>Bremsschlauch</b>							
1.6 i 16V	65	07/94→08/96	←		2	83.7114-0376.3 330373	L= 370
1.6 i 16V	66	02/93→08/96					
1.8 i 16V	82	07/94→08/96	→	01/96→;	2	24.5309-0540.3 331368	L= 540
1.8 i 16V	85	02/93→08/96		für Fahrzeuge mit Scheibenbremse an der Hinterachse			
1.8 i 16V 4x4	85	02/93→08/96					
1.8 TD	65	06/93→08/96	→	01/96→;	2	83.6118-0281.3 330483	L= 280
1.8 TD	66	10/95→08/96		für Fahrzeuge mit Trommelbremse an der Hinterachse			
2.0 i 16V	97	12/94→08/96					
2.0 i 16V	100	02/93→08/96					
2.0 i 16V 4x4	97	12/94→08/96	→	→ 12/95;	2	83.6227-0281.3 330424	L= 280
2.0 i 16V 4x4	97	12/94→08/96		für Fahrzeuge mit Trommelbremse an der Hinterachse			
2.0 i 16V 4x4	100	04/93→08/96					
↓							





























	kw			 	! #		
<b>FORD - MONDEO I (GBP) 02/93→08/96</b>							
 <b>Bremsschlauch</b>							
2.5 i 24V	125	07/94→08/96	←	08/94→	2	83.7114-0376.3 330373	L= 370
			→	01/96→; für Fahrzeuge mit Scheibenbremse an der Hinterachse	2	24.5309-0540.3 331368	L= 540
			→	01/96→; für Fahrzeuge mit Trommelbremse an der Hinterachse	2	83.6118-0281.3 330483	L= 280
			→	08/94→ 12/95; für Fahrzeuge mit Trommelbremse an der Hinterachse	2	83.6227-0281.3 330424	L= 280
<b>FORD - MONDEO I Stufenheck (GBP) 02/93→08/96</b>							
 <b>Bremssattel</b>							
1.6 i 16V	65	07/94→08/96	←	<input type="checkbox"/>		24.3601-8527.5 240503	ATE Ø 60 - Halter
1.6 i 16V	66	02/93→08/96	←	<input type="checkbox"/>		24.3601-8528.5 240504	ATE Ø 60 - Halter
1.8 i 16V	82	01/94→08/96	←	<input type="checkbox"/>		24.3364-1703.5 240309	BOS Ø 36 - Halter
1.8 i 16V	85	02/93→08/96	→	<input type="checkbox"/>		24.3364-1703.5 240309	BOS Ø 36 - Halter
1.8 TD	65	06/93→08/96	→	<input type="checkbox"/>		24.3364-1704.5 240310	BOS Ø 36 - Halter
1.8 TD	66	10/95→08/96	→	<input type="checkbox"/>		24.3364-1704.5 240310	BOS Ø 36 - Halter
1.8 4x4	85	02/93→08/96	←	<input type="checkbox"/>		24.3601-8527.5 240503	ATE Ø 60 - Halter
2.0 i 16V	100	02/93→08/96	←	<input type="checkbox"/>		24.3601-8528.5 240504	ATE Ø 60 - Halter
2.5 i 24V	125	07/94→08/96	→	<input type="checkbox"/> ; 08/94→		24.3364-1703.5 240309	BOS Ø 36 - Halter
			→	<input type="checkbox"/> ; 08/94→		24.3364-1704.5 240310	BOS Ø 36 - Halter
<b>Feder, Bremssattel</b>							
1.6 i 16V	65	07/94→08/96	←		2	11.8116-0301.1 390610	ATE
1.6 i 16V	66	02/93→08/96	←				
1.8 4x4	85	02/93→08/96	←				
1.8 i 16V	82	01/94→08/96	←				
1.8 i 16V	85	02/93→08/96	←				
1.8 TD	65	06/93→08/96	←				
1.8 TD	66	10/95→08/96	←				
2.0 i 16V	100	02/93→08/96	←				
2.0 i 16V 4x4	97	12/94→08/96	←		2	11.8116-0143.1 390513	ATE
2.0 i 16V 4x4	100	02/93→08/96	←	04/93→	2	11.8116-0143.1 390513	ATE
2.5 i 24V	125	07/94→08/96	←	08/94→	2	11.8116-0143.1 390513	ATE
<b>Führungshülzensatz, Bremssattel</b>							
1.6 i 16V	65	07/94→08/96	←			11.0101-5407.2 260011	ATE
1.6 i 16V	66	02/93→08/96	←				
1.8 4x4	85	02/93→08/96	←				
1.8 i 16V	82	01/94→08/96	←				
1.8 i 16V	85	02/93→08/96	←				
1.8 TD	65	06/93→08/96	←				
1.8 TD	66	10/95→08/96	←				
2.0 i 16V	100	02/93→08/96	←				
2.0 i 16V 4x4	97	12/94→08/96	←				
2.0 i 16V 4x4	100	02/93→08/96	←	04/93→		11.0101-5407.2 260011	ATE
2.5 i 24V	125	07/94→08/96	←	08/94→		11.0101-5407.2 260011	ATE
<b>Führungsbolzen, Bremssattel</b>							
1.6 i 16V	65	07/94→08/96	←			11.8171-0008.1 990049	ATE
1.6 i 16V	66	02/93→08/96	←				
1.8 4x4	85	02/93→08/96	←				
1.8 i 16V	82	01/94→08/96	←				
1.8 i 16V	85	02/93→08/96	←				
1.8 TD	65	06/93→08/96	←				
1.8 TD	66	10/95→08/96	←				
2.0 i 16V	100	02/93→08/96	←				
2.0 i 16V 4x4	97	12/94→08/96	←				
2.0 i 16V 4x4	100	02/93→08/96	←	04/93→		11.8171-0008.1 990049	ATE
2.5 i 24V	125	07/94→08/96	←	08/94→		11.8171-0008.1 990049	ATE
<b>Dichtungssatz, Bremssattel</b>							
1.6 i 16V	65	07/94→08/96	←			11.0441-6007.2 250146	ATE
1.6 i 16V	66	02/93→08/96	←				
1.8 4x4	85	02/93→08/96	←				
1.8 i 16V	82	01/94→08/96	←				
1.8 i 16V	85	02/93→08/96	←				
1.8 TD	65	06/93→08/96	←				
1.8 TD	66	10/95→08/96	←				
2.0 i 16V	100	02/93→08/96	←				
2.0 i 16V 4x4	97	12/94→08/96	←				
↓							










	kw					! #		
<b>FORD - MONDEO I Stufenheck (GBP) 02/93→08/96</b>								
<b>Dichtungssatz, Bremssattel</b>								
2.0 i 16V 4x4	100	02/93→08/96	←	04/93→		11.0441-6007.2	250146	ATE
2.5 i 24V	125	07/94→08/96	←	08/94→		11.0441-6007.2	250146	ATE
<b> Bremsschlauch</b>								
1.6 i 16V	65	07/94→08/96	←		2	83.7114-0376.3	330373	L= 370
1.6 i 16V	66	02/93→08/96	→	01/96→;	2	24.5309-0540.3	331368	L= 540
1.8 i 16V	82	01/94→08/96	→	für Fahrzeuge mit Scheibenbremse an der Hinterachse				
1.8 i 16V	85	02/93→08/96	→					
1.8 TD	65	06/93→08/96	→					
1.8 TD	66	10/95→08/96	→	01/96→;	2	83.6118-0281.3	330483	L= 280
2.0 i 16V 4x4	97	12/94→08/96	→	für Fahrzeuge mit Trommelbremse an der Hinterachse				
			→	→ 12/95;	2	83.6227-0281.3	330424	L= 280
			→	für Fahrzeuge mit Trommelbremse an der Hinterachse				
1.8 4x4	85	02/93→08/96	←		2	83.7114-0376.3	330373	L= 370
2.0 i 16V	100	02/93→08/96	←					
2.0 i 16V 4x4	100	02/93→08/96	←	04/93→	2	83.7114-0376.3	330373	L= 370
			→	01/96→;	2	24.5309-0540.3	331368	L= 540
			→	für Fahrzeuge mit Scheibenbremse an der Hinterachse				
			→	01/96→;	2	83.6118-0281.3	330483	L= 280
			→	für Fahrzeuge mit Trommelbremse an der Hinterachse				
			→	04/93→ 12/95;	2	83.6227-0281.3	330424	L= 280
			→	für Fahrzeuge mit Trommelbremse an der Hinterachse				
2.5 i 24V	125	07/94→08/96	←	08/94→	2	83.7114-0376.3	330373	L= 370
			→	01/96→;	2	24.5309-0540.3	331368	L= 540
			→	für Fahrzeuge mit Scheibenbremse an der Hinterachse				
			→	01/96→;	2	83.6118-0281.3	330483	L= 280
			→	für Fahrzeuge mit Trommelbremse an der Hinterachse				
			→	08/94→ 12/95;	2	83.6227-0281.3	330424	L= 280
			→	für Fahrzeuge mit Trommelbremse an der Hinterachse				
<b>FORD - MONDEO I Turnier (BNP) 01/93→08/96</b>								
<b> Bremssattel</b>								
1.6 i 16V	65	07/94→08/96	←	☐		24.3601-8527.5	240503	ATE Ø 60 - Halter
1.6 i 16V	66	04/93→08/96	←	☐		24.3601-8528.5	240504	ATE Ø 60 - Halter
1.8 i 16V	82	07/94→08/96	←	☐				
1.8 i 16V	85	04/93→08/96	→	☐		24.3364-1705.5	240311	BOS Ø 36 - Halter
1.8 i 16V 4x4	85	04/93→08/96	→	☐				
1.8 TD	65	06/93→08/96	→	☐		24.3364-1706.5	240312	BOS Ø 36 - Halter
1.8 TD	66	11/95→08/96	→					
2.0 i 16V	97	01/93→08/96	→					
2.0 i 16V	100	04/93→08/96	→					
2.5 i 24V	125	07/94→08/96	→	☐; 08/94→		24.3364-1705.5	240311	BOS Ø 36 - Halter
			→	☐; 08/94→		24.3364-1706.5	240312	BOS Ø 36 - Halter
<b>Feder, Bremssattel</b>								
1.6 i 16V	65	07/94→08/96	←		2	11.8116-0301.1	390610	ATE
1.6 i 16V	66	04/93→08/96	←					
1.8 i 16V	82	07/94→08/96	←					
1.8 i 16V	85	04/93→08/96	←					
1.8 i 16V 4x4	85	04/93→08/96	←					
1.8 TD	65	06/93→08/96	←					
1.8 TD	66	11/95→08/96	←					
2.0 i 16V	97	01/93→08/96	←					
2.0 i 16V	100	04/93→08/96	←					
2.0 i 16V 4x4	97	12/94→08/96	←		2	11.8116-0143.1	390513	ATE
2.0 i 16V 4x4	100	04/93→08/96	←					
2.5 i 24V	125	07/94→08/96	←	08/94→	2	11.8116-0143.1	390513	ATE
<b>Führungshülzensatz, Bremssattel</b>								
1.6 i 16V	65	07/94→08/96	←			11.0101-5407.2	260011	ATE
1.6 i 16V	66	04/93→08/96	←					
1.8 i 16V	82	07/94→08/96	←					
1.8 i 16V	85	04/93→08/96	←					
1.8 i 16V 4x4	85	04/93→08/96	←					
1.8 TD	65	06/93→08/96	←					
1.8 TD	66	11/95→08/96	←					
2.0 i 16V	97	01/93→08/96	←					
2.0 i 16V	100	04/93→08/96	←					




















	kw			 	! #		
<b>FORD - MONDEO I Turnier (BNP) 01/93→08/96</b>							
<b>Führungshülzensatz, Bremsattel</b>							
2.0 i 16V 4x4	97	12/94→08/96	←			11.0101-5407.2 260011	ATE
2.0 i 16V 4x4	100	04/93→08/96					
2.5 i 24V	125	07/94→08/96	←	08/94→		11.0101-5407.2 260011	ATE
<b>Führungsbolzen, Bremsattel</b>							
1.6 i 16V	65	07/94→08/96	←			11.8171-0008.1 990049	ATE
1.6 i 16V	66	04/93→08/96					
1.8 i 16V	82	07/94→08/96					
1.8 i 16V	85	04/93→08/96					
1.8 i 16V 4x4	85	04/93→08/96					
1.8 TD	65	06/93→08/96					
1.8 TD	66	11/95→08/96					
2.0 i 16V	97	01/93→08/96					
2.0 i 16V	100	04/93→08/96					
2.0 i 16V 4x4	97	12/94→08/96					
2.0 i 16V 4x4	100	04/93→08/96					
2.5 i 24V	125	07/94→08/96	←	08/94→		11.8171-0008.1 990049	ATE
<b>Dichtungssatz, Bremsattel</b>							
1.6 i 16V	65	07/94→08/96	←			11.0441-6007.2 250146	ATE
1.6 i 16V	66	04/93→08/96					
1.8 i 16V	82	07/94→08/96					
1.8 i 16V	85	04/93→08/96					
1.8 i 16V 4x4	85	04/93→08/96					
1.8 TD	65	06/93→08/96					
1.8 TD	66	11/95→08/96					
2.0 i 16V	97	01/93→08/96					
2.0 i 16V	100	04/93→08/96					
2.0 i 16V 4x4	97	12/94→08/96					
2.0 i 16V 4x4	100	04/93→08/96					
2.5 i 24V	125	07/94→08/96	←	08/94→		11.0441-6007.2 250146	ATE
<b> Bremschlauch</b>							
1.6 i 16V	65	07/94→08/96	←		2	83.7114-0376.3 330373	L= 370
1.6 i 16V	66	04/93→08/96					
1.8 i 16V	82	07/94→08/96	→	für Fahrzeuge mit Scheibenbremse an der Hinterachse	2	24.5164-0315.3 331209	L= 315
1.8 i 16V	85	04/93→08/96					
1.8 i 16V 4x4	85	04/93→08/96	→	für Fahrzeuge mit Trommelbremse an der Hinterachse	2	83.6114-0300.3 330258	L= 300
1.8 TD	65	06/93→08/96					
1.8 TD	66	11/95→08/96					
2.0 i 16V	97	01/93→08/96					
2.0 i 16V	100	04/93→08/96					
2.0 i 16V 4x4	97	12/94→08/96	←		2	83.7114-0376.3 330373	L= 370
2.0 i 16V 4x4	100	04/93→08/96	→	01/96→; für Fahrzeuge mit Scheibenbremse an der Hinterachse	2	24.5309-0540.3 331368	L= 540
			→	01/96→; für Fahrzeuge mit Trommelbremse an der Hinterachse	2	83.6118-0281.3 330483	L= 280
			→	→ 12/95; für Fahrzeuge mit Trommelbremse an der Hinterachse	2	83.6227-0281.3 330424	L= 280
2.5 i 24V	125	07/94→08/96	←	08/94→	2	83.7114-0376.3 330373	L= 370
			→	08/94→; für Fahrzeuge mit Scheibenbremse an der Hinterachse	2	24.5164-0315.3 331209	L= 315
			→	08/94→; für Fahrzeuge mit Trommelbremse an der Hinterachse	2	83.6114-0300.3 330258	L= 300
<b>FORD - MONDEO II (BAP) 08/96→09/00</b>							
<b> Bremsattel</b>							
1.6 i	66	08/96→09/00	←	☐; 10/96→		24.3601-8527.5 240503	ATE Ø 60 - Halter
1.8 i	85	08/96→09/00	←	☐; 10/96→		24.3601-8528.5 240504	ATE Ø 60 - Halter
1.8 TD	66	08/96→09/00	←	☐; 10/96→		24.3364-1703.5 240309	BOS Ø 36 - Halter
2.0 i	96	08/96→09/00	→	☐; 10/96→		24.3364-1704.5 240310	BOS Ø 36 - Halter
			→	☐; 10/96→			
1.6 i 16V	70	05/98→09/00	←	☐		24.3601-8527.5 240503	ATE Ø 60 - Halter
2.5 24V	125	06/00→09/00	←	☐		24.3601-8528.5 240504	ATE Ø 60 - Halter
			→	☐		24.3364-1703.5 240309	BOS Ø 36 - Halter
			→	☐		24.3364-1704.5 240310	BOS Ø 36 - Halter
2.5 24V	125	08/96→09/00	←	☐; 12/97→		24.3601-8527.5 240503	ATE Ø 60 - Halter
↓							

	kw			 	! #			
<b>FORD - MONDEO II (BAP) 08/96→09/00</b>								
<b> Bremssattel</b>								
2.5 24V	125	08/96→09/00	←	☐; 12/97→		24.3601-8528.5	240504	ATE Ø 60 - Halter
			→	☐; 10/96→		24.3364-1703.5	240309	BOS Ø 36 - Halter
			→	☐; 10/96→		24.3364-1704.5	240310	BOS Ø 36 - Halter
2.5 ST 200	151	05/99→09/00	←	☐		24.3601-8527.5	240503	ATE Ø 60 - Halter
			←	☐		24.3601-8528.5	240504	ATE Ø 60 - Halter
			→	☐; Limousine		24.3364-1703.5	240309	BOS Ø 36 - Halter
			→	☐; Limousine		24.3364-1704.5	240310	BOS Ø 36 - Halter
			→	☐; Kombi		24.3364-1705.5	240311	BOS Ø 36 - Halter
			→	☐; Kombi		24.3364-1706.5	240312	BOS Ø 36 - Halter
<b>Feder, Bremssattel</b>								
1.6 i	66	08/96→09/00	←	10/96→	2	11.8116-0301.1	390610	ATE
1.8 i	85	08/96→09/00						
1.8 TD	66	08/96→09/00						
2.0 i	96	08/96→09/00						
1.6 i 16V	70	05/98→09/00	←		2	11.8116-0301.1	390610	ATE
2.5 24V	125	06/00→09/00						
2.5 ST 200	151	05/99→09/00						
2.5 24V	125	08/96→09/00	←	10/96→ 11/97	2	11.8116-0143.1	390513	ATE
			←	12/97→	2	11.8116-0301.1	390610	ATE
<b>Führungshülzensatz, Bremssattel</b>								
1.6 i	66	08/96→09/00	←	10/96→		11.0101-5407.2	260011	ATE
1.8 i	85	08/96→09/00						
1.8 TD	66	08/96→09/00						
2.0 i	96	08/96→09/00						
1.6 i 16V	70	05/98→09/00	←			11.0101-5407.2	260011	ATE
2.5 24V	125	06/00→09/00						
2.5 ST 200	151	05/99→09/00						
2.5 24V	125	08/96→09/00	←	12/97→		11.0101-5407.2	260011	ATE
			←	10/96→ 11/97		11.0101-5407.2	260011	ATE
<b>Führungsbolzen, Bremssattel</b>								
1.6 i	66	08/96→09/00	←	10/96→		11.8171-0008.1	990049	ATE
1.8 i	85	08/96→09/00						
1.8 TD	66	08/96→09/00						
2.0 i	96	08/96→09/00						
1.6 i 16V	70	05/98→09/00	←			11.8171-0008.1	990049	ATE
2.5 24V	125	06/00→09/00						
2.5 ST 200	151	05/99→09/00						
2.5 24V	125	08/96→09/00	←	12/97→		11.8171-0008.1	990049	ATE
			←	10/96→ 11/97		11.8171-0008.1	990049	ATE
<b>Dichtungssatz, Bremssattel</b>								
1.6 i	66	08/96→09/00	←	10/96→		11.0441-6007.2	250146	ATE
1.8 i	85	08/96→09/00						
1.8 TD	66	08/96→09/00						
2.0 i	96	08/96→09/00						
1.6 i 16V	70	05/98→09/00	←			11.0441-6007.2	250146	ATE
2.5 24V	125	06/00→09/00						
2.5 ST 200	151	05/99→09/00						
2.5 24V	125	08/96→09/00	←	12/97→		11.0441-6007.2	250146	ATE
			←	10/96→ 11/97		11.0441-6007.2	250146	ATE
<b> Bremsschlauch</b>								
1.6 i	66	08/96→09/00	←	10/96→	2	83.7114-0376.3	330373	L= 370
1.8 i	85	08/96→09/00						
1.8 TD	66	08/96→09/00	→	10/96→;	2	24.5309-0540.3	331368	L= 540
2.0 i	96	08/96→09/00		für Fahrzeuge mit Scheibenbremse an				
2.5 24V	125	08/96→09/00	→	10/96→;	2	83.6118-0281.3	330483	L= 280
				für Fahrzeuge mit Trommelbremse an				
1.6 i 16V	70	05/98→09/00	←		2	83.7114-0376.3	330373	L= 370
2.5 24V	125	06/00→09/00						
			→	für Fahrzeuge mit Scheibenbremse an	2	24.5309-0540.3	331368	L= 540
			→	für Fahrzeuge mit Trommelbremse an	2	83.6118-0281.3	330483	L= 280
				der Hinterachse				

	kw			 	! #		
<b>FORD - MONDEO II (BAP) 08/96→09/00</b>							
<b>Bremsschlauch</b>							
2.5 ST 200	151	05/99→09/00	➔	 ; Kombi; für Fahrzeuge mit Scheibenbremse an der Hinterachse		24.5164-0316.3 331210	L= 315
			➔	 ; Kombi; für Fahrzeuge mit Scheibenbremse an der Hinterachse		24.5164-0317.3 331211	L= 315
			➔	Limousine; für Fahrzeuge mit Scheibenbremse an der Hinterachse	2	24.5309-0540.3 331368	L= 540
			➔	Kombi; für Fahrzeuge mit Trommelbremse an der Hinterachse	2	83.6114-0300.3 330258	L= 300
			➔	Limousine; für Fahrzeuge mit Trommelbremse an der Hinterachse	2	83.6118-0281.3 330483	L= 280
<b>FORD - MONDEO II Stufenheck (BFP) 08/96→09/00</b>							
<b>Bremssattel</b>							
1.6 i	66	08/96→09/00	←	 ; 10/96→		24.3601-8527.5 240503	ATE Ø 60 - Halter
1.8 i	85	08/96→09/00	←	 ; 10/96→		24.3601-8528.5 240504	ATE Ø 60 - Halter
1.8 TD	66	08/96→09/00	←	 ; 10/96→		24.3364-1703.5 240309	BOS Ø 36 - Halter
2.0 i	96	08/96→09/00	➔	 ; 10/96→		24.3364-1704.5 240310	BOS Ø 36 - Halter
			➔	 ; 10/96→		24.3364-1704.5 240310	BOS Ø 36 - Halter
1.6 i 16V	70	05/98→09/00	←			24.3601-8527.5 240503	ATE Ø 60 - Halter
2.5 24V	125	06/00→09/00	←			24.3601-8528.5 240504	ATE Ø 60 - Halter
			➔			24.3364-1703.5 240309	BOS Ø 36 - Halter
			➔			24.3364-1704.5 240310	BOS Ø 36 - Halter
2.5 24V	125	08/96→09/00	←	 ; 12/97→		24.3601-8527.5 240503	ATE Ø 60 - Halter
			←	 ; 12/97→		24.3601-8528.5 240504	ATE Ø 60 - Halter
			➔	 ; 10/96→		24.3364-1703.5 240309	BOS Ø 36 - Halter
			➔	 ; 10/96→		24.3364-1704.5 240310	BOS Ø 36 - Halter
2.5 ST 200	151	05/99→09/00	←			24.3601-8527.5 240503	ATE Ø 60 - Halter
			←			24.3601-8528.5 240504	ATE Ø 60 - Halter
			➔	 ; Limousine		24.3364-1703.5 240309	BOS Ø 36 - Halter
			➔	 ; Limousine		24.3364-1704.5 240310	BOS Ø 36 - Halter
			➔	 ; Kombi		24.3364-1705.5 240311	BOS Ø 36 - Halter
			➔	 ; Kombi		24.3364-1706.5 240312	BOS Ø 36 - Halter
<b>Feder, Bremssattel</b>							
1.6 i	66	08/96→09/00	←	10/96→	2	11.8116-0301.1 390610	ATE
1.8 i	85	08/96→09/00	←				
1.8 TD	66	08/96→09/00	←				
2.0 i	96	08/96→09/00	←				
1.6 i 16V	70	05/98→09/00	←		2	11.8116-0301.1 390610	ATE
2.5 24V	125	06/00→09/00	←				
2.5 ST 200	151	05/99→09/00	←				
2.5 24V	125	08/96→09/00	←	10/96→ 11/97	2	11.8116-0143.1 390513	ATE
			←	12/97→	2	11.8116-0301.1 390610	ATE
<b>Führungshülzensatz, Bremssattel</b>							
1.6 i	66	08/96→09/00	←	10/96→		11.0101-5407.2 260011	ATE
1.8 i	85	08/96→09/00	←				
1.8 TD	66	08/96→09/00	←				
2.0 i	96	08/96→09/00	←				
1.6 i 16V	70	05/98→09/00	←			11.0101-5407.2 260011	ATE
2.5 24V	125	06/00→09/00	←				
2.5 ST 200	151	05/99→09/00	←				
2.5 24V	125	08/96→09/00	←	12/97→		11.0101-5407.2 260011	ATE
			←	10/96→ 11/97		11.0101-5407.2 260011	ATE
<b>Führungsbolzen, Bremssattel</b>							
1.6 i	66	08/96→09/00	←	10/96→		11.8171-0008.1 990049	ATE
1.8 i	85	08/96→09/00	←				
1.8 TD	66	08/96→09/00	←				
2.0 i	96	08/96→09/00	←				
1.6 i 16V	70	05/98→09/00	←			11.8171-0008.1 990049	ATE
2.5 24V	125	06/00→09/00	←				
2.5 ST 200	151	05/99→09/00	←				
↓							

	kW			 	! #		
<b>FORD - MONDEO II Stufenheck (BFP) 08/96→09/00</b>							
<b>Führungsbolzen, Bremsattel</b>							
2.5 24V	125	08/96→09/00	←	12/97→		11.8171-0008.1 990049	ATE
			←	10/96→ 11/97		11.8171-0008.1 990049	ATE
<b>Dichtungssatz, Bremsattel</b>							
1.6 i	66	08/96→09/00	←	10/96→		11.0441-6007.2 250146	ATE
1.8 i	85	08/96→09/00					
1.8 TD	66	08/96→09/00					
2.0 i	96	08/96→09/00					
1.6 i 16V	70	05/98→09/00	←			11.0441-6007.2 250146	ATE
2.5 24V	125	06/00→09/00					
2.5 ST 200	151	05/99→09/00					
2.5 24V	125	08/96→09/00	←	12/97→		11.0441-6007.2 250146	ATE
			←	10/96→ 11/97		11.0441-6007.2 250146	ATE
<b> Bremsschlauch</b>							
1.6 i	66	08/96→09/00	←	10/96→	2	83.7114-0376.3 330373	L= 370
1.8 i	85	08/96→09/00					
1.8 TD	66	08/96→09/00	→	10/96→;	2	24.5309-0540.3 331368	L= 540
2.0 i	96	08/96→09/00		für Fahrzeuge mit Scheibenbremse an der Hinterachse			
2.5 24V	125	08/96→09/00	→	10/96→;	2	83.6118-0281.3 330483	L= 280
				für Fahrzeuge mit Trommelbremse an der Hinterachse			
1.6 i 16V	70	05/98→09/00	←		2	83.7114-0376.3 330373	L= 370
2.5 24V	125	06/00→09/00	→	für Fahrzeuge mit Scheibenbremse an der Hinterachse	2	24.5309-0540.3 331368	L= 540
			→	für Fahrzeuge mit Trommelbremse an der Hinterachse	2	83.6118-0281.3 330483	L= 280
2.5 ST 200	151	05/99→09/00	→	☐; Kombi;		24.5164-0316.3 331210	L= 315
				für Fahrzeuge mit Scheibenbremse an der Hinterachse			
			→	☐; Kombi;		24.5164-0317.3 331211	L= 315
				für Fahrzeuge mit Scheibenbremse an der Hinterachse			
			→	Limousine;	2	24.5309-0540.3 331368	L= 540
				für Fahrzeuge mit Scheibenbremse an der Hinterachse			
			→	Kombi;	2	83.6114-0300.3 330258	L= 300
				für Fahrzeuge mit Trommelbremse an der Hinterachse			
			→	Limousine;	2	83.6118-0281.3 330483	L= 280
				für Fahrzeuge mit Trommelbremse an der Hinterachse			
<b>FORD - MONDEO II Turnier (BNP) 08/96→09/00</b>							
<b> Bremssattel</b>							
1.6 i	66	08/96→09/00	←	☐; 10/96→		24.3601-8527.5 240503	ATE Ø 60 - Halter
1.8 i	85	08/96→09/00	←	☐; 10/96→		24.3601-8528.5 240504	ATE Ø 60 - Halter
1.8 TD	66	08/96→09/00					
2.0 i	96	08/96→09/00	→	☐; 10/96→		24.3364-1705.5 240311	BOS Ø 36 - Halter
			→	☐; 10/96→		24.3364-1706.5 240312	BOS Ø 36 - Halter
1.6 i 16V	70	05/98→09/00	←	☐		24.3601-8527.5 240503	ATE Ø 60 - Halter
2.5 24V	125	10/99→09/00	←	☐		24.3601-8528.5 240504	ATE Ø 60 - Halter
			→	☐		24.3364-1705.5 240311	BOS Ø 36 - Halter
			→	☐		24.3364-1706.5 240312	BOS Ø 36 - Halter
2.5 24V	125	08/96→09/00	←	☐; 12/97→		24.3601-8527.5 240503	ATE Ø 60 - Halter
			←	☐; 12/97→		24.3601-8528.5 240504	ATE Ø 60 - Halter
			→	☐; 10/96→		24.3364-1705.5 240311	BOS Ø 36 - Halter
			→	☐; 10/96→		24.3364-1706.5 240312	BOS Ø 36 - Halter
2.5 ST 200	151	05/99→09/00	←	☐		24.3601-8527.5 240503	ATE Ø 60 - Halter
			←	☐		24.3601-8528.5 240504	ATE Ø 60 - Halter
			→	☐; Limousine		24.3364-1703.5 240309	BOS Ø 36 - Halter
			→	☐; Limousine		24.3364-1704.5 240310	BOS Ø 36 - Halter
			→	☐; Kombi		24.3364-1705.5 240311	BOS Ø 36 - Halter
			→	☐; Kombi		24.3364-1706.5 240312	BOS Ø 36 - Halter

	kW			 	! #		
<b>FORD - MONDEO II Turnier (BNP) 08/96→09/00</b>							
<b>Feder, Bremssattel</b>							
1.6 i	66	08/96→09/00	←	10/96→	2	11.8116-0301.1 390610	ATE
1.8 i	85	08/96→09/00					
1.8 TD	66	08/96→09/00					
2.0 i	96	08/96→09/00					
1.6 i 16V	70	05/98→09/00	←		2	11.8116-0301.1 390610	ATE
2.5 24V	125	10/99→09/00					
2.5 ST 200	151	05/99→09/00					
2.5 24V	125	08/96→09/00	←	10/96→ 11/97	2	11.8116-0143.1 390513	ATE
			←	12/97→	2	11.8116-0301.1 390610	ATE
<b>Führungshülzensatz, Bremssattel</b>							
1.6 i	66	08/96→09/00	←	10/96→		11.0101-5407.2 260011	ATE
1.8 i	85	08/96→09/00					
1.8 TD	66	08/96→09/00					
2.0 i	96	08/96→09/00					
1.6 i 16V	70	05/98→09/00	←			11.0101-5407.2 260011	ATE
2.5 24V	125	10/99→09/00					
2.5 ST 200	151	05/99→09/00					
2.5 24V	125	08/96→09/00	←	12/97→		11.0101-5407.2 260011	ATE
			←	10/96→ 11/97		11.0101-5407.2 260011	ATE
<b>Führungsbolzen, Bremssattel</b>							
1.6 i	66	08/96→09/00	←	10/96→		11.8171-0008.1 990049	ATE
1.8 i	85	08/96→09/00					
1.8 TD	66	08/96→09/00					
2.0 i	96	08/96→09/00					
1.6 i 16V	70	05/98→09/00	←			11.8171-0008.1 990049	ATE
2.5 24V	125	10/99→09/00					
2.5 ST 200	151	05/99→09/00					
2.5 24V	125	08/96→09/00	←	12/97→		11.8171-0008.1 990049	ATE
			←	10/96→ 11/97		11.8171-0008.1 990049	ATE
<b>Dichtungssatz, Bremssattel</b>							
1.6 i	66	08/96→09/00	←	10/96→		11.0441-6007.2 250146	ATE
1.8 i	85	08/96→09/00					
1.8 TD	66	08/96→09/00					
2.0 i	96	08/96→09/00					
1.6 i 16V	70	05/98→09/00	←			11.0441-6007.2 250146	ATE
2.5 24V	125	10/99→09/00					
2.5 ST 200	151	05/99→09/00					
2.5 24V	125	08/96→09/00	←	12/97→		11.0441-6007.2 250146	ATE
			←	10/96→ 11/97		11.0441-6007.2 250146	ATE
<b>Bremsschlauch</b>							
1.6 i	66	08/96→09/00	←	10/96→	2	83.7114-0376.3 330373	L= 370
1.8 i	85	08/96→09/00					
1.8 TD	66	08/96→09/00	→	10/96→ 04/97; für Fahrzeuge mit Scheibenbremse an der Hinterachse	2	24.5164-0315.3 331209	L= 315
2.0 i	96	08/96→09/00					
2.5 24V	125	08/96→09/00	→	☐; 05/97→; für Fahrzeuge mit Scheibenbremse an der Hinterachse		24.5164-0316.3 331210	L= 315
			→	☐; 05/97→; für Fahrzeuge mit Scheibenbremse an der Hinterachse		24.5164-0317.3 331211	L= 315
			→	10/96→ 04/97; für Fahrzeuge mit Trommelbremse an der Hinterachse	2	83.6114-0300.3 330258	L= 300
			→	05/97→; für Fahrzeuge mit Trommelbremse an der Hinterachse	2	83.6114-0300.3 330258	L= 300
1.6 i 16V	70	05/98→09/00	←		2	83.7114-0376.3 330373	L= 370
2.5 24V	125	10/99→09/00					
			→	☐; für Fahrzeuge mit Scheibenbremse an der Hinterachse		24.5164-0316.3 331210	L= 315
			→	☐; für Fahrzeuge mit Scheibenbremse an der Hinterachse		24.5164-0317.3 331211	L= 315
			→	für Fahrzeuge mit Trommelbremse an der Hinterachse	2	83.6114-0300.3 330258	L= 300
2.5 ST 200	151	05/99→09/00	→	☐; Kombi; für Fahrzeuge mit Scheibenbremse an der Hinterachse		24.5164-0316.3 331210	L= 315
↓							

	kW					! #		
<b>FORD - MONDEO II Turnier (BNP) 08/96→09/00</b>								
 <b>Bremsschlauch</b>								
2.5 ST 200	151	05/99→09/00	➔	<input type="checkbox"/>	Kombi; für Fahrzeuge mit Scheibenbremse an der Hinterachse		24.5164-0317.3 331211	L= 315
			➔	<input type="checkbox"/>	Limousine; für Fahrzeuge mit Scheibenbremse an der Hinterachse	2	24.5309-0540.3 331368	L= 540
			➔	<input type="checkbox"/>	Kombi; für Fahrzeuge mit Trommelbremse an der Hinterachse	2	83.6114-0300.3 330258	L= 300
			➔	<input type="checkbox"/>	Limousine; für Fahrzeuge mit Trommelbremse an der Hinterachse	2	83.6118-0281.3 330483	L= 280
<b>FORD - MONDEO III (B5Y) 10/00→03/07</b>								
 <b>Bremssattel</b>								
1.8 16V	81	10/00→03/07	←	<input type="checkbox"/>			24.3571-1735.5 240385	BOS Ø 57 - Halter
1.8 16V	92	10/00→03/07	←	<input type="checkbox"/>			24.3571-1736.5 240386	BOS Ø 57 - Halter
1.8 SCi	96	06/03→03/07	←	<input type="checkbox"/>			24.3571-1736.5 240386	BOS Ø 57 - Halter
2.0 16V	107	10/00→03/07	➔	<input type="checkbox"/>	→ 08/04		24.3384-1713.5 240431	BOS Ø 38 - Halter
2.0 16V DI / TDDi / TDCi	66	10/00→03/07	➔	<input type="checkbox"/>	→ 08/04		24.3384-1714.5 240432	BOS Ø 38 - Halter
2.0 16V TDDi / TDCi	85	10/00→03/07	➔	<input type="checkbox"/>	→ 08/04		24.3384-1714.5 240432	BOS Ø 38 - Halter
2.0 TDCi	96	10/01→03/07	➔	<input type="checkbox"/>				
2.5 V6 24V	125	10/00→03/07						
ST220	166	04/02→03/07						
2.2 TDCi	110	09/04→03/07	←	<input type="checkbox"/>			24.3571-1735.5 240385	BOS Ø 57 - Halter
2.2 TDCi	114	09/04→03/07	←	<input type="checkbox"/>			24.3571-1736.5 240386	BOS Ø 57 - Halter
3.0 V6 24V	150	09/04→03/07	←	<input type="checkbox"/>			24.3571-1736.5 240386	BOS Ø 57 - Halter
<b>Bremsschlauch</b>								
1.8 16V	81	10/00→03/07	←			2	83.7188-0446.3 330664	L= 470
1.8 16V	92	10/00→03/07	←			2	24.5148-0280.3 331428	L= 280
1.8 SCi	96	06/03→03/07	➔					
2.0 16V	107	10/00→03/07	➔					
2.0 16V DI / TDDi / TDCi	66	10/00→03/07	➔					
2.0 16V TDDi / TDCi	85	10/00→03/07	➔					
2.0 TDCi	96	10/01→03/07	➔					
2.2 TDCi	110	09/04→03/07	➔					
2.2 TDCi	114	09/04→03/07	➔					
2.5 V6 24V	125	10/00→03/07	➔					
3.0 V6 24V	150	09/04→03/07	➔					
ST220	166	04/02→03/07	➔					
<b>FORD - MONDEO III Stufenheck (B4Y) 10/00→09/07</b>								
 <b>Bremssattel</b>								
1.8 16V	81	10/00→03/07	←	<input type="checkbox"/>			24.3571-1735.5 240385	BOS Ø 57 - Halter
1.8 16V	92	10/00→03/07	←	<input type="checkbox"/>			24.3571-1736.5 240386	BOS Ø 57 - Halter
1.8 SCi	96	06/03→03/07	←	<input type="checkbox"/>			24.3571-1736.5 240386	BOS Ø 57 - Halter
2.0 16V	107	10/00→03/07	➔	<input type="checkbox"/>	→ 08/04		24.3384-1713.5 240431	BOS Ø 38 - Halter
2.0 16V DI / TDDi / TDCi	66	10/00→03/07	➔	<input type="checkbox"/>	→ 08/04		24.3384-1714.5 240432	BOS Ø 38 - Halter
2.0 16V TDDi / TDCi	85	10/00→03/07	➔	<input type="checkbox"/>	→ 08/04		24.3384-1714.5 240432	BOS Ø 38 - Halter
2.0 TDCi	96	10/01→03/07	➔	<input type="checkbox"/>				
2.5 V6	125	10/00→03/07						
2.5 V6 24V	125	10/00→03/07						
ST220	166	04/02→03/07						
2.0 DI	92	10/00→03/07	←	<input type="checkbox"/>	10/01→		24.3571-1735.5 240385	BOS Ø 57 - Halter
			←	<input type="checkbox"/>	10/01→		24.3571-1736.5 240386	BOS Ø 57 - Halter
2.2 TDCi	110	09/04→03/07	←	<input type="checkbox"/>			24.3571-1735.5 240385	BOS Ø 57 - Halter
2.2 TDCi	114	09/04→03/07	←	<input type="checkbox"/>			24.3571-1736.5 240386	BOS Ø 57 - Halter
3.0 V6 24V	150	09/04→03/07	←	<input type="checkbox"/>			24.3571-1736.5 240386	BOS Ø 57 - Halter
<b>Bremsschlauch</b>								
1.8 16V	81	10/00→03/07	←			2	83.7188-0446.3 330664	L= 470
1.8 16V	92	10/00→03/07	←			2	24.5148-0280.3 331428	L= 280
1.8 SCi	96	06/03→03/07	➔					
2.0 16V	107	10/00→03/07	➔					
2.0 16V DI / TDDi / TDCi	66	10/00→03/07	➔					
2.0 16V TDDi / TDCi	85	10/00→03/07	➔					
2.0 TDCi	96	10/01→03/07	➔					
2.2 TDCi	110	09/04→03/07	➔					
2.2 TDCi	114	09/04→03/07	➔					
2.5 V6	125	10/00→03/07	➔					
2.5 V6 24V	125	10/00→03/07	➔					
3.0 V6 24V	150	09/04→03/07	➔					
ST220	166	04/02→03/07	➔					
2.0 DI	92	10/00→03/07	←		10/01→	2	83.7188-0446.3 330664	L= 470
			➔		10/01→	2	24.5148-0280.3 331428	L= 280



**FORD - MONDEO III Turnier (BWY) 10/00→03/07**

**Bremssattel**

1.8 16V	81	10/00→03/07	←	☐		24.3571-1735.5	240385	BOS Ø 57 - Halter
1.8 16V	92	10/00→03/07	←	☐		24.3571-1736.5	240386	BOS Ø 57 - Halter
1.8 SCi	96	06/03→03/07	←	☐				
2.0 16V	107	10/00→03/07	→	☐; → 08/04		24.3384-1757.5	240473	BOS Ø 38 - Halter
2.0 16V DI / TDDi / TDCi	66	10/00→03/07	→	☐; → 08/04		24.3384-1758.5	240474	BOS Ø 38 - Halter
2.0 16V TDDi / TDCi	85	10/00→03/07	→	☐; → 08/04				
2.0 TDCi	96	10/01→03/07	→	☐; → 08/04				
2.5 V6 24V	125	10/00→03/07	→	☐; → 08/04				
ST220	166	04/02→03/07	→	☐; → 08/04				
2.2 TDCi	110	09/04→03/07	←	☐		24.3571-1735.5	240385	BOS Ø 57 - Halter
2.2 TDCi	114	09/04→03/07	←	☐		24.3571-1736.5	240386	BOS Ø 57 - Halter
3.0 V6 24V	150	09/04→03/07	←	☐				

**Bremsschlauch**

1.8 16V	81	10/00→03/07	←		2	83.7188-0446.3	330664	L= 470
1.8 16V	92	10/00→03/07	←		2	24.5148-0280.3	331428	L= 280
1.8 SCi	96	06/03→03/07	→					
2.0 16V	107	10/00→03/07	→					
2.0 16V DI / TDDi / TDCi	66	10/00→03/07	→					
2.0 16V TDDi / TDCi	85	10/00→03/07	→					
2.0 TDCi	96	10/01→03/07	→					
2.2 TDCi	110	09/04→03/07	→					
2.2 TDCi	114	09/04→03/07	→					
2.5 V6 24V	125	10/00→03/07	→					
3.0 V6 24V	150	09/04→03/07	→					
ST220	166	04/02→03/07	→					

**FORD - MONDEO IV (BA7) 03/07→01/15**








**Bremssattel**

1.6 EcoBoost	118	02/11→01/15	←	☐; → 09/14		11.9601-9711.2	220873	ATE Ø 60 - Halter
1.6 TDCi	85	02/11→01/15	←	☐; → 09/14		11.9601-9712.2	220874	ATE Ø 60 - Halter
1.6 Ti	88	07/10→01/15	←	☐; → 09/14				
1.8 TDCi	92	06/07→01/15	→	☐; → 09/14		24.3384-1772.5	240606	TRW Ø 38 - Halter
2.0 EcoBoost	176	07/10→01/15	→	☐; → 09/14				
2.0 Flexifuel	107	03/09→01/15	→	☐; → 09/14				
2.0 LPG	107	07/09→01/15	→	☐; → 09/14				
2.0 SCTi	149	03/10→01/15	→	☐; → 09/14				
2.0 TDCi	85	11/07→01/15	→	☐; → 09/14				
2.0 TDCi	100	03/07→01/15	→	☐; → 09/14				
2.0 TDCi	120	03/10→01/15	→	☐; → 09/14				
2.3	118	07/07→01/15	→	☐; → 09/14				
1.6 Ti	81	03/07→01/15	←	☐; 04/07→ 09/14		11.9601-9711.2	220873	ATE Ø 60 - Halter
1.6 Ti	92	03/07→01/15	←	☐; 04/07→ 09/14		11.9601-9712.2	220874	ATE Ø 60 - Halter
1.8 TDCi	74	03/07→01/15	←	☐; 04/07→ 09/14				
2.0	107	03/07→01/15	→	☐; 04/07→ 09/14		24.3384-1772.5	240606	TRW Ø 38 - Halter
2.0 TDCi	96	03/07→01/15	→	☐; 04/07→ 09/14				
2.0 TDCi	103	03/07→01/15	→	☐; 04/07→ 09/14				
2.5	162	03/07→01/15	→	☐; 04/07→ 09/14				
2.2 TDCi	129	03/08→10/10	←	☐; 04/08→		11.9601-9711.2	220873	ATE Ø 60 - Halter
			←	☐; 04/08→		11.9601-9712.2	220874	ATE Ø 60 - Halter
			→	☐; 04/08→		24.3384-1772.5	240606	TRW Ø 38 - Halter
2.2 TDCi	147	07/10→01/15	←	☐; 11/10→ 09/14		11.9601-9711.2	220873	ATE Ø 60 - Halter
			←	☐; 11/10→ 09/14		11.9601-9712.2	220874	ATE Ø 60 - Halter
			→	☐; 11/10→ 09/14		24.3384-1772.5	240606	TRW Ø 38 - Halter

**Halter, Bremssattel**

1.6 EcoBoost	118	02/11→01/15	←	→ 09/14		11.0230-0934.1	260128	ATE
1.6 TDCi	85	02/11→01/15	←					
1.6 Ti	88	07/10→01/15	←					
1.8 TDCi	92	06/07→01/15	→					
2.0 EcoBoost	176	07/10→01/15	→					
2.0 Flexifuel	107	03/09→01/15	→					
2.0 LPG	107	07/09→01/15	→					
2.0 SCTi	149	03/10→01/15	→					
2.0 TDCi	85	11/07→01/15	→					
2.0 TDCi	100	03/07→01/15	→					
2.0 TDCi	120	03/10→01/15	→					
2.3	118	07/07→01/15	→					
1.6 Ti	81	03/07→01/15	←	04/07→ 09/14		11.0230-0934.1	260128	ATE
1.6 Ti	92	03/07→01/15	←					
1.8 TDCi	74	03/07→01/15	←					
2.0	107	03/07→01/15	→					
2.0 TDCi	96	03/07→01/15	→					
2.0 TDCi	103	03/07→01/15	→					
2.5	162	03/07→01/15	→					
2.2 TDCi	129	03/08→10/10	←	04/08→		11.0230-0934.1	260128	ATE

↓

	kw			 	! #		
<b>FORD - MONDEO IV (BA7) 03/07→01/15</b>							
<b>Halter, Bremssattel</b>							
2.2 TDCi	147	07/10→01/15	←	11/10→ 09/14		11.0230-0934.1 260128	ATE
<b>Feder, Bremssattel</b>							
1.6 EcoBoost	118	02/11→01/15	←	→ 09/14	2	11.8116-0206.1 390593	ATE
1.6 TDCi	85	02/11→01/15					
1.6 Ti	88	07/10→01/15					
1.8 TDCi	92	06/07→01/15					
2.0 EcoBoost	176	07/10→01/15					
2.0 Flexifuel	107	03/09→01/15					
2.0 LPG	107	07/09→01/15					
2.0 SCTi	149	03/10→01/15					
2.0 TDCi	85	11/07→01/15					
2.0 TDCi	100	03/07→01/15					
2.0 TDCi	120	03/10→01/15					
2.3	118	07/07→01/15					
1.6 Ti	81	03/07→01/15	←	04/07→ 09/14	2	11.8116-0206.1 390593	ATE
1.6 Ti	92	03/07→01/15					
1.8 TDCi	74	03/07→01/15					
2.0	107	03/07→01/15					
2.0 TDCi	96	03/07→01/15					
2.0 TDCi	103	03/07→01/15					
2.5	162	03/07→01/15					
2.2 TDCi	129	03/08→10/10	←	04/08→	2	11.8116-0206.1 390593	ATE
2.2 TDCi	147	07/10→01/15	←	11/10→ 09/14	2	11.8116-0206.1 390593	ATE
<b>Führungshülzensatz, Bremssattel</b>							
1.6 EcoBoost	118	02/11→01/15	←	→ 09/14		11.0101-5704.2 260095	ATE
2.0 EcoBoost	176	07/10→01/15					
1.6 TDCi	85	02/11→01/15	←	→ 09/14		11.0101-5407.2 260011	ATE
1.6 Ti	88	07/10→01/15					
1.8 TDCi	92	06/07→01/15					
2.0 Flexifuel	107	03/09→01/15					
2.0 LPG	107	07/09→01/15					
2.0 SCTi	149	03/10→01/15					
2.0 TDCi	85	11/07→01/15					
2.0 TDCi	100	03/07→01/15					
2.0 TDCi	120	03/10→01/15					
2.3	118	07/07→01/15					
1.6 Ti	81	03/07→01/15	←	04/07→ 09/14		11.0101-5407.2 260011	ATE
1.6 Ti	92	03/07→01/15					
1.8 TDCi	74	03/07→01/15					
2.0	107	03/07→01/15					
2.0 TDCi	96	03/07→01/15					
2.0 TDCi	103	03/07→01/15					
2.2 TDCi	129	03/08→10/10	←	04/08→		11.0101-5704.2 260095	ATE
2.2 TDCi	147	07/10→01/15	←	11/10→ 09/14		11.0101-5704.2 260095	ATE
2.5	162	03/07→01/15	←	04/07→ 09/14		11.0101-5704.2 260095	ATE
<b>Führungsbolzen, Bremssattel</b>							
1.6 EcoBoost	118	02/11→01/15		→ 09/14		11.8171-0008.1 990049	ATE
1.6 TDCi	85	02/11→01/15					
1.6 Ti	88	07/10→01/15					
1.8 TDCi	92	06/07→01/15					
2.0 EcoBoost	176	07/10→01/15					
2.0 Flexifuel	107	03/09→01/15					
2.0 LPG	107	07/09→01/15					
2.0 SCTi	149	03/10→01/15					
2.0 TDCi	85	11/07→01/15					
2.0 TDCi	100	03/07→01/15					
2.0 TDCi	120	03/10→01/15					
2.3	118	07/07→01/15					
1.6 Ti	81	03/07→01/15		04/07→ 09/14		11.8171-0008.1 990049	ATE
1.6 Ti	92	03/07→01/15					
1.8 TDCi	74	03/07→01/15					
2.0	107	03/07→01/15					
2.0 TDCi	96	03/07→01/15					
2.0 TDCi	103	03/07→01/15					
2.5	162	03/07→01/15					
2.2 TDCi	129	03/08→10/10		04/08→		11.8171-0008.1 990049	ATE
2.2 TDCi	147	07/10→01/15		11/10→ 09/14		11.8171-0008.1 990049	ATE
<b>Dichtungssatz, Bremssattel</b>							
1.6 EcoBoost	118	02/11→01/15	←	→ 09/14		11.0441-6008.2 250038	ATE für Kolben-Ø [mm]: 60
1.6 TDCi	85	02/11→01/15					
1.6 Ti	88	07/10→01/15					
1.8 TDCi	92	06/07→01/15					
2.0 EcoBoost	176	07/10→01/15					
2.0 Flexifuel	107	03/09→01/15					
↓							

**FORD - MONDEO IV (BA7) 03/07→01/15**

**Dichtungssatz, Bremsattel**

2.0 LPG	107	07/09→01/15	←	→ 09/14		11.0441-6008.2	250038	ATE für Kolben-Ø [mm]: 60
2.0 SCTi	149	03/10→01/15						
2.0 TDCi	85	11/07→01/15						
2.0 TDCi	100	03/07→01/15						
2.0 TDCi	120	03/10→01/15						
2.3	118	07/07→01/15						
1.6 Ti	81	03/07→01/15	←	04/07→ 09/14		11.0441-6008.2	250038	ATE für Kolben-Ø [mm]: 60
1.6 Ti	92	03/07→01/15						
1.8 TDCi	74	03/07→01/15						
2.0	107	03/07→01/15						
2.0 TDCi	96	03/07→01/15						
2.0 TDCi	103	03/07→01/15						
2.5	162	03/07→01/15						
2.2 TDCi	129	03/08→10/10	←	04/08→		11.0441-6008.2	250038	ATE für Kolben-Ø [mm]: 60
2.2 TDCi	147	07/10→01/15	←	11/10→ 09/14		11.0441-6008.2	250038	ATE für Kolben-Ø [mm]: 60








**Bremsschlauch**








1.6 EcoBoost	118	02/11→01/15	←	→ 09/14	2	24.5162-0390.3	331199	L= 390
1.6 TDCi	85	02/11→01/15						
1.6 Ti	88	07/10→01/15	→	☐; → 09/14; + eFSB		24.1294-0010.3	331253	L= 185 mit Rohrleitung
1.8 TDCi	92	06/07→01/15	→	☐; → 09/14; + eFSB		24.1294-0011.3	331254	L= 180 mit Rohrleitung
2.0 EcoBoost	176	07/10→01/15						
2.0 Flexifuel	107	03/09→01/15	→	→ 09/14; - eFSB	2	24.5163-0155.3	331204	L= 155
2.0 LPG	107	07/09→01/15						
2.0 SCTi	149	03/10→01/15						
2.0 TDCi	85	11/07→01/15						
2.0 TDCi	100	03/07→01/15						
2.0 TDCi	120	03/10→01/15						
2.3	118	07/07→01/15						
1.6 Ti	81	03/07→01/15	←	04/07→ 09/14	2	24.5162-0390.3	331199	L= 390
1.6 Ti	92	03/07→01/15						
1.8 TDCi	74	03/07→01/15	→	☐; 04/07→ 09/14; + eFSB		24.1294-0010.3	331253	L= 185 mit Rohrleitung
2.0	107	03/07→01/15	→	☐; 04/07→ 09/14; + eFSB		24.1294-0011.3	331254	L= 180 mit Rohrleitung
2.0 TDCi	96	03/07→01/15	→	☐; 04/07→ 09/14; + eFSB		24.1294-0011.3	331254	L= 180 mit Rohrleitung
2.0 TDCi	103	03/07→01/15	→	04/07→ 09/14; - eFSB	2	24.5163-0155.3	331204	L= 155
2.5	162	03/07→01/15						
2.2 TDCi	129	03/08→10/10	←	04/08→	2	24.5162-0390.3	331199	L= 390
			→	☐; 04/08→; + eFSB		24.1294-0010.3	331253	L= 185 mit Rohrleitung
			→	☐; 04/08→; + eFSB		24.1294-0011.3	331254	L= 180 mit Rohrleitung
			→	04/08→; - eFSB	2	24.5163-0155.3	331204	L= 155
2.2 TDCi	147	07/10→01/15	←	11/10→ 09/14	2	24.5162-0390.3	331199	L= 390
			→	☐; 11/10→ 09/14; + eFSB		24.1294-0010.3	331253	L= 185 mit Rohrleitung
			→	☐; 11/10→ 09/14; + eFSB		24.1294-0011.3	331254	L= 180 mit Rohrleitung
			→	11/10→ 09/14; - eFSB	2	24.5163-0155.3	331204	L= 155








**FORD - MONDEO IV Stufenheck (BA7) 03/07→01/15**

**Bremsattel**








1.6 EcoBoost	118	11/10→01/15	←	☐; 02/11→ 09/14		11.9601-9711.2	220873	ATE Ø 60 - Halter
1.6 TDCi	85	12/10→01/15	←	☐; 02/11→ 09/14		11.9601-9712.2	220874	ATE Ø 60 - Halter
			→	☐; 02/11→ 09/14		24.3384-1772.5	240606	TRW Ø 38 - Halter
1.6 Ti	81	03/07→01/15	←	☐; 04/07→ 09/14		11.9601-9711.2	220873	ATE Ø 60 - Halter
1.6 Ti	92	03/07→01/15						
1.8 TDCi	74	03/07→01/15	←	☐; 04/07→ 09/14		11.9601-9712.2	220874	ATE Ø 60 - Halter
2.0	107	03/07→01/15	→	☐; 04/07→ 09/14		24.3384-1772.5	240606	TRW Ø 38 - Halter
2.0 TDCi	96	03/07→01/15						
2.0 TDCi	103	03/07→01/15						
2.5	162	03/07→01/15						
1.6 Ti	88	03/10→01/15	←	☐; → 09/14		11.9601-9711.2	220873	ATE Ø 60 - Halter
1.8 TDCi	92	06/07→01/15						
2.0 Flexifuel	107	03/09→01/15	←	☐; → 09/14		11.9601-9712.2	220874	ATE Ø 60 - Halter
2.0 LPG	107	07/09→01/15	→	☐; → 09/14		24.3384-1772.5	240606	TRW Ø 38 - Halter
2.0 SCTi	149	03/10→01/15						
2.0 TDCi	85	11/07→01/15						
2.0 TDCi	120	03/10→01/15						
2.3	118	07/07→01/15						
2.0 EcoBoost	176	03/10→09/14	←	☐		11.9601-9711.2	220873	ATE Ø 60 - Halter
2.0 TDCi	100	08/08→01/15	←	☐		11.9601-9712.2	220874	ATE Ø 60 - Halter
			→	☐		24.3384-1772.5	240606	TRW Ø 38 - Halter
2.2 TDCi	129	03/08→10/10	←	☐; 04/08→		11.9601-9711.2	220873	ATE Ø 60 - Halter
			←	☐; 04/08→		11.9601-9712.2	220874	ATE Ø 60 - Halter








	kW			 	! #		
<b>FORD - MONDEO IV Stufenheck (BA7) 03/07→01/15</b>							
<b>Bremssattel</b>							
2.2 TDCi	129	03/08→10/10	➔	☐; 04/08→		24.3384-1772.5 240606	TRW Ø 38 - Halter
2.2 TDCi	147	10/10→01/15	➔	☐; 11/10→ 09/14		11.9601-9711.2 220873	ATE Ø 60 - Halter
			➔	☐; 11/10→ 09/14		11.9601-9712.2 220874	ATE Ø 60 - Halter
			➔	☐; 11/10→ 09/14		24.3384-1772.5 240606	TRW Ø 38 - Halter
<b>Halter, Bremssattel</b>							
1.6 EcoBoost	118	11/10→01/15	➔	02/11→ 09/14		11.0230-0934.1 260128	ATE
1.6 TDCi	85	12/10→01/15	➔				
1.6 Ti	81	03/07→01/15	➔	04/07→ 09/14		11.0230-0934.1 260128	ATE
1.6 Ti	92	03/07→01/15	➔				
1.8 TDCi	74	03/07→01/15	➔				
2.0	107	03/07→01/15	➔				
2.0 TDCi	96	03/07→01/15	➔				
2.0 TDCi	103	03/07→01/15	➔				
2.5	162	03/07→01/15	➔				
1.6 Ti	88	03/10→01/15	➔	→ 09/14		11.0230-0934.1 260128	ATE
1.8 TDCi	92	06/07→01/15	➔				
2.0 Flexifuel	107	03/09→01/15	➔				
2.0 LPG	107	07/09→01/15	➔				
2.0 SCTI	149	03/10→01/15	➔				
2.0 TDCi	85	11/07→01/15	➔				
2.0 TDCi	120	03/10→01/15	➔				
2.3	118	07/07→01/15	➔				
2.0 EcoBoost	176	03/10→09/14	➔			11.0230-0934.1 260128	ATE
2.0 TDCi	100	08/08→01/15	➔				
2.2 TDCi	129	03/08→10/10	➔	04/08→		11.0230-0934.1 260128	ATE
2.2 TDCi	147	10/10→01/15	➔	11/10→ 09/14		11.0230-0934.1 260128	ATE
<b>Feder, Bremssattel</b>							
1.6 EcoBoost	118	11/10→01/15	➔	02/11→ 09/14	2	11.8116-0206.1 390593	ATE
1.6 TDCi	85	12/10→01/15	➔				
1.6 Ti	81	03/07→01/15	➔	04/07→ 09/14	2	11.8116-0206.1 390593	ATE
1.6 Ti	92	03/07→01/15	➔				
1.8 TDCi	74	03/07→01/15	➔				
2.0	107	03/07→01/15	➔				
2.0 TDCi	96	03/07→01/15	➔				
2.0 TDCi	103	03/07→01/15	➔				
2.5	162	03/07→01/15	➔				
1.6 Ti	88	03/10→01/15	➔	→ 09/14	2	11.8116-0206.1 390593	ATE
1.8 TDCi	92	06/07→01/15	➔				
2.0 Flexifuel	107	03/09→01/15	➔				
2.0 LPG	107	07/09→01/15	➔				
2.0 SCTI	149	03/10→01/15	➔				
2.0 TDCi	85	11/07→01/15	➔				
2.0 TDCi	120	03/10→01/15	➔				
2.3	118	07/07→01/15	➔				
2.0 EcoBoost	176	03/10→09/14	➔		2	11.8116-0206.1 390593	ATE
2.0 TDCi	100	08/08→01/15	➔				
2.2 TDCi	129	03/08→10/10	➔	04/08→	2	11.8116-0206.1 390593	ATE
2.2 TDCi	147	10/10→01/15	➔	11/10→ 09/14	2	11.8116-0206.1 390593	ATE
<b>Führungshülzensatz, Bremssattel</b>							
1.6 EcoBoost	118	11/10→01/15	➔	02/11→ 09/14		11.0101-5704.2 260095	ATE
1.6 TDCi	85	12/10→01/15	➔	02/11→ 09/14		11.0101-5407.2 260011	ATE
1.6 Ti	81	03/07→01/15	➔	04/07→ 09/14		11.0101-5407.2 260011	ATE
1.6 Ti	92	03/07→01/15	➔				
1.8 TDCi	74	03/07→01/15	➔				
2.0	107	03/07→01/15	➔				
2.0 TDCi	96	03/07→01/15	➔				
2.0 TDCi	103	03/07→01/15	➔				
1.6 Ti	88	03/10→01/15	➔	→ 09/14		11.0101-5407.2 260011	ATE
1.8 TDCi	92	06/07→01/15	➔				
2.0 Flexifuel	107	03/09→01/15	➔				
2.0 LPG	107	07/09→01/15	➔				
2.0 SCTI	149	03/10→01/15	➔				
2.0 TDCi	85	11/07→01/15	➔				
2.0 TDCi	120	03/10→01/15	➔				
2.3	118	07/07→01/15	➔				
2.0 EcoBoost	176	03/10→09/14	➔			11.0101-5704.2 260095	ATE
2.0 TDCi	100	08/08→01/15	➔			11.0101-5407.2 260011	ATE
2.2 TDCi	129	03/08→10/10	➔	04/08→		11.0101-5704.2 260095	ATE
2.2 TDCi	147	10/10→01/15	➔	11/10→ 09/14		11.0101-5704.2 260095	ATE
2.5	162	03/07→01/15	➔	04/07→ 09/14		11.0101-5704.2 260095	ATE
↓							









	kw			 	! #		
<b>FORD - MONDEO IV Stufenheck (BA7) 03/07→01/15</b>							
<b>Führungsbolzen, Bremsattel</b>							
1.6 EcoBoost 1.6 TDCi	118 85	11/10→01/15 12/10→01/15		02/11→ 09/14		11.8171-0008.1 990049	ATE
1.6 Ti 1.6 Ti 1.8 TDCi 2.0 2.0 TDCi 2.0 TDCi 2.5	81 92 74 107 96 103 162	03/07→01/15 03/07→01/15 03/07→01/15 03/07→01/15 03/07→01/15 03/07→01/15 03/07→01/15		04/07→ 09/14		11.8171-0008.1 990049	ATE
1.6 Ti 1.8 TDCi 2.0 Flexifuel 2.0 LPG 2.0 SCTI 2.0 TDCi 2.0 TDCi 2.3	88 92 107 107 149 85 120 118	03/10→01/15 06/07→01/15 03/09→01/15 07/09→01/15 03/10→01/15 11/07→01/15 03/10→01/15 07/07→01/15		→ 09/14		11.8171-0008.1 990049	ATE
2.0 EcoBoost 2.0 TDCi	176 100	03/10→09/14 08/08→01/15				11.8171-0008.1 990049	ATE
2.2 TDCi 2.2 TDCi	129 147	03/08→10/10 10/10→01/15		04/08→ 11/10→ 09/14		11.8171-0008.1 990049	ATE
<b>Dichtungssatz, Bremsattel</b>							
1.6 EcoBoost 1.6 TDCi	118 85	11/10→01/15 12/10→01/15	←	02/11→ 09/14		11.0441-6008.2 250038	ATE für Kolben-Ø [mm]: 60
1.6 Ti 1.6 Ti 1.8 TDCi 2.0 2.0 TDCi 2.0 TDCi 2.5	81 92 74 107 96 103 162	03/07→01/15 03/07→01/15 03/07→01/15 03/07→01/15 03/07→01/15 03/07→01/15 03/07→01/15	←	04/07→ 09/14		11.0441-6008.2 250038	ATE für Kolben-Ø [mm]: 60
1.6 Ti 1.8 TDCi 2.0 Flexifuel 2.0 LPG 2.0 SCTI 2.0 TDCi 2.0 TDCi 2.3	88 92 107 107 149 85 120 118	03/10→01/15 06/07→01/15 03/09→01/15 07/09→01/15 03/10→01/15 11/07→01/15 03/10→01/15 07/07→01/15	←	→ 09/14		11.0441-6008.2 250038	ATE für Kolben-Ø [mm]: 60
2.0 EcoBoost 2.0 TDCi	176 100	03/10→09/14 08/08→01/15	←			11.0441-6008.2 250038	ATE für Kolben-Ø [mm]: 60
2.2 TDCi 2.2 TDCi	129 147	03/08→10/10 10/10→01/15	←	04/08→ 11/10→ 09/14		11.0441-6008.2 250038	ATE für Kolben-Ø [mm]: 60
<b>Bremsschlauch</b>							
1.6 EcoBoost 1.6 TDCi	118 85	11/10→01/15 12/10→01/15	←	02/11→ 09/14	2	24.5162-0390.3 331199	L= 390
			→	☐; 02/11→ 09/14; + eFSB		24.1294-0010.3 331253	L= 185 mit Rohrleitung
			→	☐; 02/11→ 09/14; + eFSB		24.1294-0011.3 331254	L= 180 mit Rohrleitung
			→	02/11→ 09/14; - eFSB	2	24.5163-0155.3 331204	L= 155
1.6 Ti 1.6 Ti 1.8 TDCi 2.0 2.0 TDCi 2.0 TDCi 2.5	81 92 74 107 96 103 162	03/07→01/15 03/07→01/15 03/07→01/15 03/07→01/15 03/07→01/15 03/07→01/15 03/07→01/15	←	04/07→ 09/14	2	24.5162-0390.3 331199	L= 390
			→	☐; 04/07→ 09/14; + eFSB		24.1294-0010.3 331253	L= 185 mit Rohrleitung
			→	☐; 04/07→ 09/14; + eFSB		24.1294-0011.3 331254	L= 180 mit Rohrleitung
			→	04/07→ 09/14; - eFSB	2	24.5163-0155.3 331204	L= 155
1.6 Ti 1.8 TDCi 2.0 Flexifuel 2.0 LPG 2.0 SCTI 2.0 TDCi 2.0 TDCi 2.3	88 92 107 107 149 85 120 118	03/10→01/15 06/07→01/15 03/09→01/15 07/09→01/15 03/10→01/15 11/07→01/15 03/10→01/15 07/07→01/15	←	→ 09/14	2	24.5162-0390.3 331199	L= 390
			→	☐; → 09/14; + eFSB		24.1294-0010.3 331253	L= 185 mit Rohrleitung
			→	☐; → 09/14; + eFSB		24.1294-0011.3 331254	L= 180 mit Rohrleitung
			→	→ 09/14; - eFSB	2	24.5163-0155.3 331204	L= 155
2.0 EcoBoost 2.0 TDCi	176 100	03/10→09/14 08/08→01/15	←		2	24.5162-0390.3 331199	L= 390
			→	☐; + eFSB		24.1294-0010.3 331253	L= 185 mit Rohrleitung
			→	☐; + eFSB		24.1294-0011.3 331254	L= 180 mit Rohrleitung
			→	- eFSB	2	24.5163-0155.3 331204	L= 155
2.2 TDCi	129	03/08→10/10	←	04/08→	2	24.5162-0390.3 331199	L= 390
			→	☐; 04/08→; + eFSB		24.1294-0010.3 331253	L= 185 mit Rohrleitung
			→	☐; 04/08→; + eFSB		24.1294-0011.3 331254	L= 180 mit Rohrleitung
			→	04/08→; - eFSB	2	24.5163-0155.3 331204	L= 155
↓							








	kw			 	! #		
<b>FORD - MONDEO IV Stufenheck (BA7) 03/07→01/15</b>							
<b>Bremsschlauch</b>							
2.2 TDCi	147	10/10→01/15	←	11/10→ 09/14	2	24.5162-0390.3 331199	L= 390
			→	☐; 11/10→ 09/14; + eFSB		24.1294-0010.3 331253	L= 185 mit Rohrleitung
			→	☐; 11/10→ 09/14; + eFSB		24.1294-0011.3 331254	L= 180 mit Rohrleitung
			→	11/10→ 09/14; - eFSB	2	24.5163-0155.3 331204	L= 155
<b>FORD - MONDEO IV Turnier (BA7) 03/07→01/15</b>							
<b>Bremssattel</b>							
1.6 EcoBoost	118	02/11→01/15	←	☐; → 09/14		11.9601-9711.2 220873	ATE Ø 60 - Halter
1.6 TDCi	85	02/11→01/15					
1.6 Ti	88	07/10→01/15	←	☐; → 09/14		11.9601-9712.2 220874	ATE Ø 60 - Halter
2.0 EcoBoost	176	07/10→01/15	→	☐; → 09/14		24.3384-1772.5 240606	TRW Ø 38 - Halter
2.0 Flexifuel	107	03/09→01/15					
2.0 LPG	107	07/09→01/15					
2.0 SCTi	149	03/10→01/15					
2.0 TDCi	85	11/07→01/15					
2.0 TDCi	100	03/07→01/15					
2.0 TDCi	120	03/10→01/15					
2.3	118	07/07→01/15					
1.6 Ti	81	03/07→12/12	←	☐; 04/07→		11.9601-9711.2 220873	ATE Ø 60 - Halter
1.6 Ti	92	03/07→12/10					
1.8 TDCi	74	03/07→12/12	←	☐; 04/07→		11.9601-9712.2 220874	ATE Ø 60 - Halter
2.0 TDCi	96	03/07→12/12	→	☐; 04/07→		24.3384-1772.5 240606	TRW Ø 38 - Halter
2.5	162	03/07→12/12					
1.8 TDCi	92	06/07→12/12	←	☐		11.9601-9711.2 220873	ATE Ø 60 - Halter
			←	☐		11.9601-9712.2 220874	ATE Ø 60 - Halter
			→	☐		24.3384-1772.5 240606	TRW Ø 38 - Halter
2.0	107	03/07→01/15	←	☐; 04/07→ 09/14		11.9601-9711.2 220873	ATE Ø 60 - Halter
2.0 TDCi	103	03/07→01/15	←	☐; 04/07→ 09/14		11.9601-9712.2 220874	ATE Ø 60 - Halter
			→	☐; 04/07→ 09/14		24.3384-1772.5 240606	TRW Ø 38 - Halter
2.2 TDCi	129	03/08→10/10	←	☐; 04/08→		11.9601-9711.2 220873	ATE Ø 60 - Halter
			←	☐; 04/08→		11.9601-9712.2 220874	ATE Ø 60 - Halter
			→	☐; 04/08→		24.3384-1772.5 240606	TRW Ø 38 - Halter
2.2 TDCi	147	07/10→01/15	←	☐; 11/10→ 09/14		11.9601-9711.2 220873	ATE Ø 60 - Halter
			←	☐; 11/10→ 09/14		11.9601-9712.2 220874	ATE Ø 60 - Halter
			→	☐; 11/10→ 09/14		24.3384-1772.5 240606	TRW Ø 38 - Halter
<b>Halter, Bremssattel</b>							
1.6 EcoBoost	118	02/11→01/15	←	→ 09/14		11.0230-0934.1 260128	ATE
1.6 TDCi	85	02/11→01/15					
1.6 Ti	88	07/10→01/15					
2.0 EcoBoost	176	07/10→01/15					
2.0 Flexifuel	107	03/09→01/15					
2.0 LPG	107	07/09→01/15					
2.0 SCTi	149	03/10→01/15					
2.0 TDCi	85	11/07→01/15					
2.0 TDCi	100	03/07→01/15					
2.0 TDCi	120	03/10→01/15					
2.3	118	07/07→01/15					
1.6 Ti	81	03/07→12/12	←	04/07→		11.0230-0934.1 260128	ATE
1.6 Ti	92	03/07→12/10					
1.8 TDCi	74	03/07→12/12					
2.0 TDCi	96	03/07→12/12					
2.5	162	03/07→12/12					
1.8 TDCi	92	06/07→12/12	←			11.0230-0934.1 260128	ATE
2.0	107	03/07→01/15	←	04/07→ 09/14		11.0230-0934.1 260128	ATE
2.0 TDCi	103	03/07→01/15					
2.2 TDCi	129	03/08→10/10	←	04/08→		11.0230-0934.1 260128	ATE
2.2 TDCi	147	07/10→01/15	←	11/10→ 09/14		11.0230-0934.1 260128	ATE
<b>Feder, Bremssattel</b>							
1.6 EcoBoost	118	02/11→01/15	←	→ 09/14	2	11.8116-0206.1 390593	ATE
1.6 TDCi	85	02/11→01/15					
1.6 Ti	88	07/10→01/15					
2.0 EcoBoost	176	07/10→01/15					
2.0 Flexifuel	107	03/09→01/15					
2.0 LPG	107	07/09→01/15					
2.0 SCTi	149	03/10→01/15					
2.0 TDCi	85	11/07→01/15					
2.0 TDCi	100	03/07→01/15					
2.0 TDCi	120	03/10→01/15					
↓							
















	kW			 	! #		
<b>FORD - MONDEO IV Turnier (BA7) 03/07→01/15</b>							
<b>Feder, Bremssattel</b>							
2.3	118	07/07→01/15	←	→ 09/14	2	11.8116-0206.1 390593	ATE
1.6 Ti	81	03/07→12/12	←	04/07→	2	11.8116-0206.1 390593	ATE
1.6 Ti	92	03/07→12/10					
1.8 TDCi	74	03/07→12/12					
2.0 TDCi	96	03/07→12/12					
2.5	162	03/07→12/12					
1.8 TDCi	92	06/07→12/12	←		2	11.8116-0206.1 390593	ATE
2.0	107	03/07→01/15	←	04/07→ 09/14	2	11.8116-0206.1 390593	ATE
2.0 TDCi	103	03/07→01/15					
2.2 TDCi	129	03/08→10/10	←	04/08→	2	11.8116-0206.1 390593	ATE
2.2 TDCi	147	07/10→01/15	←	11/10→ 09/14	2	11.8116-0206.1 390593	ATE
<b>Führungshülzensatz, Bremssattel</b>							
1.6 EcoBoost	118	02/11→01/15	←	→ 09/14		11.0101-5704.2 260095	ATE
2.0 EcoBoost	176	07/10→01/15					
1.6 TDCi	85	02/11→01/15	←	→ 09/14		11.0101-5407.2 260011	ATE
1.6 Ti	88	07/10→01/15					
2.0 Flexifuel	107	03/09→01/15					
2.0 LPG	107	07/09→01/15					
2.0 SCTi	149	03/10→01/15					
2.0 TDCi	85	11/07→01/15					
2.0 TDCi	100	03/07→01/15					
2.0 TDCi	120	03/10→01/15					
2.3	118	07/07→01/15					
1.6 Ti	81	03/07→12/12	←	04/07→		11.0101-5407.2 260011	ATE
1.6 Ti	92	03/07→12/10					
1.8 TDCi	74	03/07→12/12					
2.0 TDCi	96	03/07→12/12					
1.8 TDCi	92	06/07→12/12	←			11.0101-5407.2 260011	ATE
2.0	107	03/07→01/15	←	04/07→ 09/14		11.0101-5407.2 260011	ATE
2.0 TDCi	103	03/07→01/15					
2.2 TDCi	129	03/08→10/10	←	04/08→		11.0101-5704.2 260095	ATE
2.2 TDCi	147	07/10→01/15	←	11/10→ 09/14		11.0101-5704.2 260095	ATE
2.5	162	03/07→12/12	←	04/07→		11.0101-5704.2 260095	ATE
<b>Führungsbolzen, Bremssattel</b>							
1.6 EcoBoost	118	02/11→01/15		→ 09/14		11.8171-0008.1 990049	ATE
1.6 TDCi	85	02/11→01/15					
1.6 Ti	88	07/10→01/15					
2.0 EcoBoost	176	07/10→01/15					
2.0 Flexifuel	107	03/09→01/15					
2.0 LPG	107	07/09→01/15					
2.0 SCTi	149	03/10→01/15					
2.0 TDCi	85	11/07→01/15					
2.0 TDCi	100	03/07→01/15					
2.0 TDCi	120	03/10→01/15					
2.3	118	07/07→01/15					
1.6 Ti	81	03/07→12/12		04/07→		11.8171-0008.1 990049	ATE
1.6 Ti	92	03/07→12/10					
1.8 TDCi	74	03/07→12/12					
2.0 TDCi	96	03/07→12/12					
2.5	162	03/07→12/12					
1.8 TDCi	92	06/07→12/12				11.8171-0008.1 990049	ATE
2.0	107	03/07→01/15		04/07→ 09/14		11.8171-0008.1 990049	ATE
2.0 TDCi	103	03/07→01/15					
2.2 TDCi	129	03/08→10/10		04/08→		11.8171-0008.1 990049	ATE
2.2 TDCi	147	07/10→01/15		11/10→ 09/14		11.8171-0008.1 990049	ATE
<b>Dichtungssatz, Bremssattel</b>							
1.6 EcoBoost	118	02/11→01/15	←	→ 09/14		11.0441-6008.2 250038	ATE für Kolben-Ø [mm]: 60
1.6 TDCi	85	02/11→01/15					
1.6 Ti	88	07/10→01/15					
2.0 EcoBoost	176	07/10→01/15					
2.0 Flexifuel	107	03/09→01/15					
2.0 LPG	107	07/09→01/15					
2.0 SCTi	149	03/10→01/15					
2.0 TDCi	85	11/07→01/15					
2.0 TDCi	100	03/07→01/15					
2.0 TDCi	120	03/10→01/15					
2.3	118	07/07→01/15					
1.6 Ti	81	03/07→12/12	←	04/07→		11.0441-6008.2 250038	ATE für Kolben-Ø [mm]: 60
1.6 Ti	92	03/07→12/10					
1.8 TDCi	74	03/07→12/12					
2.0 TDCi	96	03/07→12/12					
2.5	162	03/07→12/12					
↓							

	kw			 	! #		
<b>FORD - MONDEO IV Turnier (BA7) 03/07→01/15</b>							
<b>Dichtungssatz, Bremsattel</b>							
1.8 TDCi	92	06/07→12/12	←			11.0441-6008.2 250038	ATE für Kolben-Ø [mm]: 60
2.0	107	03/07→01/15	←	04/07→ 09/14		11.0441-6008.2 250038	ATE für Kolben-Ø [mm]: 60
2.0 TDCi	103	03/07→01/15					
2.2 TDCi	129	03/08→10/10	←	04/08→		11.0441-6008.2 250038	ATE für Kolben-Ø [mm]: 60
2.2 TDCi	147	07/10→01/15	←	11/10→ 09/14		11.0441-6008.2 250038	ATE für Kolben-Ø [mm]: 60
<b>Bremsschlauch</b>							
1.6 EcoBoost	118	02/11→01/15	←	→ 09/14	2	24.5162-0390.3 331199	L= 390
1.6 TDCi	85	02/11→01/15					
1.6 Ti	88	07/10→01/15	→	☐; → 09/14; + eFSB		24.1294-0010.3 331253	L= 185 mit Rohrleitung
2.0 EcoBoost	176	07/10→01/15	→	☐; → 09/14; + eFSB		24.1294-0011.3 331254	L= 180 mit Rohrleitung
2.0 Flexifuel	107	03/09→01/15					
2.0 LPG	107	07/09→01/15	→	→ 09/14; - eFSB	2	24.5163-0155.3 331204	L= 155
2.0 SCTi	149	03/10→01/15					
2.0 TDCi	85	11/07→01/15					
2.0 TDCi	100	03/07→01/15					
2.0 TDCi	120	03/10→01/15					
2.3	118	07/07→01/15					
1.6 Ti	81	03/07→12/12	←	04/07→	2	24.5162-0390.3 331199	L= 390
1.6 Ti	92	03/07→12/10					
1.8 TDCi	74	03/07→12/12	→	☐; 04/07→; + eFSB		24.1294-0010.3 331253	L= 185 mit Rohrleitung
2.0 TDCi	96	03/07→12/12	→	☐; 04/07→; + eFSB		24.1294-0011.3 331254	L= 180 mit Rohrleitung
2.5	162	03/07→12/12	→	04/07→; - eFSB	2	24.5163-0155.3 331204	L= 155
1.8 TDCi	92	06/07→12/12	←		2	24.5162-0390.3 331199	L= 390
			→	☐; + eFSB		24.1294-0010.3 331253	L= 185 mit Rohrleitung
			→	☐; + eFSB		24.1294-0011.3 331254	L= 180 mit Rohrleitung
			→	- eFSB	2	24.5163-0155.3 331204	L= 155
2.0	107	03/07→01/15	←	04/07→ 09/14	2	24.5162-0390.3 331199	L= 390
2.0 TDCi	103	03/07→01/15	→	☐; 04/07→ 09/14; + eFSB		24.1294-0010.3 331253	L= 185 mit Rohrleitung
			→	☐; 04/07→ 09/14; + eFSB		24.1294-0011.3 331254	L= 180 mit Rohrleitung
			→	04/07→ 09/14; - eFSB	2	24.5163-0155.3 331204	L= 155
2.2 TDCi	129	03/08→10/10	←	04/08→	2	24.5162-0390.3 331199	L= 390
			→	☐; 04/08→; + eFSB		24.1294-0010.3 331253	L= 185 mit Rohrleitung
			→	☐; 04/08→; + eFSB		24.1294-0011.3 331254	L= 180 mit Rohrleitung
			→	04/08→; - eFSB	2	24.5163-0155.3 331204	L= 155
2.2 TDCi	147	07/10→01/15	←	11/10→ 09/14	2	24.5162-0390.3 331199	L= 390
			→	☐; 11/10→ 09/14; + eFSB		24.1294-0010.3 331253	L= 185 mit Rohrleitung
			→	☐; 11/10→ 09/14; + eFSB		24.1294-0011.3 331254	L= 180 mit Rohrleitung
			→	11/10→ 09/14; - eFSB	2	24.5163-0155.3 331204	L= 155
<b>FORD - PUMA (EC_) 03/97→06/02</b>							
<b>Bremssattel</b>							
1.4 16V	66	11/97→10/00	←	☐; 02/98→ 01/00		24.3541-8529.5 240553	ATE Ø 54 - Halter
			←	☐; 02/98→ 01/00		24.3541-8530.5 240554	ATE Ø 54 - Halter
			←	☐; 02/00→		24.3541-8531.5 240679	ATE Ø 54 - Halter
			←	☐; 02/00→		24.3541-8532.5 240680	ATE Ø 54 - Halter
1.6 16V	76	08/00→06/02	←	☐; → 12/01		24.3541-8531.5 240679	ATE Ø 54 - Halter
			←	☐; → 12/01		24.3541-8532.5 240680	ATE Ø 54 - Halter
1.7 16V	92	03/97→06/02	←	☐; 06/97→ 01/00		24.3541-8529.5 240553	ATE Ø 54 - Halter
			←	☐; 06/97→ 01/00		24.3541-8530.5 240554	ATE Ø 54 - Halter
			←	☐; 02/00→ 12/01		24.3541-8531.5 240679	ATE Ø 54 - Halter
			←	☐; 02/00→ 12/01		24.3541-8532.5 240680	ATE Ø 54 - Halter
Racing ST 160	114	06/99→06/02	←	☐; → 01/00		24.3541-8529.5 240553	ATE Ø 54 - Halter
			←	☐; → 01/00		24.3541-8530.5 240554	ATE Ø 54 - Halter
			←	☐; 02/00→ 12/01		24.3541-8531.5 240679	ATE Ø 54 - Halter
			←	☐; 02/00→ 12/01		24.3541-8532.5 240680	ATE Ø 54 - Halter
<b>Feder, Bremsattel</b>							
1.4 16V	66	11/97→10/00		02/00→	2	11.8116-0264.1 390594	ATE
				02/98→ 01/00	2	11.8116-0264.1 390594	ATE
↓							












	kw				! #		
<b>FORD - PUMA (EC_) 03/97→06/02</b>							
<b>Feder, Bremssattel</b>							
1.6 16V	76	08/00→06/02		→ 12/01	2	11.8116-0264.1 390594	ATE
1.7 16V	92	03/97→06/02		06/97→ 01/00	2	11.8116-0264.1 390594	ATE
				02/00→ 12/01	2	11.8116-0264.1 390594	ATE
Racing ST 160	114	06/99→06/02		→ 01/00	2	11.8116-0264.1 390594	ATE
				02/00→ 12/01	2	11.8116-0264.1 390594	ATE
<b>Führungshülzensatz, Bremssattel</b>							
1.4 16V	66	11/97→10/00	←	02/98→ 01/00		11.0101-5407.2 260011	ATE
			←	02/00→		11.0101-5407.2 260011	ATE
1.6 16V	76	08/00→06/02	←	→ 12/01		11.0101-5407.2 260011	ATE
1.7 16V	92	03/97→06/02	←	02/00→ 12/01		11.0101-5407.2 260011	ATE
			←	06/97→ 01/00		11.0101-5407.2 260011	ATE
Racing ST 160	114	06/99→06/02	←	02/00→ 12/01		11.0101-5407.2 260011	ATE
			←	→ 01/00		11.0101-5407.2 260011	ATE
<b>Führungsbolzen, Bremssattel</b>							
1.4 16V	66	11/97→10/00	←	02/98→ 01/00		11.8171-0008.1 990049	ATE
			←	02/00→		11.8171-0008.1 990049	ATE
1.6 16V	76	08/00→06/02	←	→ 12/01		11.8171-0008.1 990049	ATE
1.7 16V	92	03/97→06/02	←	02/00→ 12/01		11.8171-0008.1 990049	ATE
			←	06/97→ 01/00		11.8171-0008.1 990049	ATE
Racing ST 160	114	06/99→06/02	←	02/00→ 12/01		11.8171-0008.1 990049	ATE
			←	→ 01/00		11.8171-0008.1 990049	ATE
<b>Dichtungssatz, Bremssattel</b>							
1.4 16V	66	11/97→10/00	←	02/98→ 01/00		11.0441-5402.2 250028	ATE
1.7 16V	92	03/97→06/02	←	06/97→ 01/00		11.0441-5402.2 250028	ATE
Racing ST 160	114	06/99→06/02	←	→ 01/00		11.0441-5402.2 250028	ATE
<b> Bremsschlauch</b>							
1.4 16V	66	11/97→10/00	←	☐; 02/98→		24.5312-0360.3 331572	L= 360
			←	☐; 02/98→		24.5312-0361.3 331573	L= 360
			→	02/98→ 12/99	2	24.5305-0295.3 330657	L= 297
			→	01/00→	2	24.5305-0355.3 330688	L= 355
1.6 16V	76	08/00→06/02	←	☐; → 12/01		24.5312-0360.3 331572	L= 360
			←	☐; → 12/01		24.5312-0361.3 331573	L= 360
			→	→ 12/01	2	24.5305-0355.3 330688	L= 355
1.7 16V	92	03/97→06/02	←	☐; 06/97→ 12/01		24.5312-0360.3 331572	L= 360
			←	☐; 06/97→ 12/01		24.5312-0361.3 331573	L= 360
			→	02/98→ 12/99	2	24.5305-0295.3 330657	L= 297
			→	06/97→ 01/98	2	24.5305-0350.3 330660	L= 352
			→	01/00→ 12/01	2	24.5305-0355.3 330688	L= 355
<b>FORD - SCORPIO II (GFR, GGR) 10/94→08/98</b>							
<b> Bremssattel</b>							
2.0 i	85	10/94→08/98	←	☐		24.3601-8527.5 240503	ATE Ø 60 - Halter
2.0 i 16V	100	10/94→08/98	←	☐		24.3601-8528.5 240504	ATE Ø 60 - Halter
2.3 i 16V	108	06/96→08/98	←	☐		24.3434-1601.5 240019	TRW Ø 43 - Halter
2.5 TD	85	10/94→08/98	→	☐		24.3434-1602.5 240020	TRW Ø 43 - Halter
2.9 i	110	02/95→08/98	→	☐		24.3434-1602.5 240020	TRW Ø 43 - Halter
2.5 TD	92	09/96→08/98	→	☐		24.3434-1601.5 240019	TRW Ø 43 - Halter
			→	☐		24.3434-1602.5 240020	TRW Ø 43 - Halter
<b>Feder, Bremssattel</b>							
2.0 i	85	10/94→08/98	←		2	11.8116-0301.1 390610	ATE
2.0 i 16V	100	10/94→08/98	←				
2.3 i 16V	108	06/96→08/98	←				
2.5 TD	85	10/94→08/98	←				
2.9 i	110	02/95→08/98	←				
↓							

	kW			 	! #		
<b>FORD - SCORPIO II (GFR, GGR) 10/94→08/98</b>							
<b>Feder, Bremssattel</b>							
2.9 i 24V	152	10/94→08/98	←		2	11.8116-0143.1 390513	ATE
<b>Führungshülsensatz, Bremssattel</b>							
2.0 i	85	10/94→08/98	←			11.0101-5407.2 260011	ATE
2.0 i 16V	100	10/94→08/98					
2.3 i 16V	108	06/96→08/98					
2.5 TD	85	10/94→08/98					
2.9 i	110	02/95→08/98					
2.9 i 24V	152	10/94→08/98					
<b>Führungsbolzen, Bremssattel</b>							
2.0 i	85	10/94→08/98	←			11.8171-0008.1 990049	ATE
2.0 i 16V	100	10/94→08/98					
2.3 i 16V	108	06/96→08/98					
2.5 TD	85	10/94→08/98					
2.9 i	110	02/95→08/98					
2.9 i 24V	152	10/94→08/98					
<b>Dichtungssatz, Bremssattel</b>							
2.0 i	85	10/94→08/98	←			11.0441-6007.2 250146	ATE
2.0 i 16V	100	10/94→08/98					
2.3 i 16V	108	06/96→08/98					
2.5 TD	85	10/94→08/98					
2.9 i	110	02/95→08/98					
2.9 i 24V	152	10/94→08/98					
<b>Zubehörsatz, Bremssattel</b>							
2.0 i	85	10/94→08/98	→			24.0101-4301.2 260047	TRW
2.0 i 16V	100	10/94→08/98					
2.3 i 16V	108	06/96→08/98					
2.5 TD	85	10/94→08/98					
2.5 TD	92	09/96→08/98					
2.9 i	110	02/95→08/98					
<b>Bremsschlauch</b>							
2.0 i	85	10/94→08/98	←		2	83.6188-0311.3 330291	L= 310
2.0 i 16V	100	10/94→08/98					
2.3 i 16V	108	06/96→08/98	→	am Bremssattel	2	83.6327-0180.3 330740	L= 180
2.5 TD	85	10/94→08/98					
2.9 i	110	02/95→08/98					
2.9 i 24V	152	10/94→08/98					
<b>FORD - SCORPIO II Turnier (GNR, GGR) 10/94→08/98</b>							
<b>Bremssattel</b>							
2.0 i	85	10/94→08/98	←	<input type="checkbox"/>		24.3601-8527.5 240503	ATE Ø 60 - Halter
2.0 i 16V	100	10/94→08/98					
2.3 i 16V	108	06/96→08/98	←	<input type="checkbox"/>		24.3601-8528.5 240504	ATE Ø 60 - Halter
2.5 TD	85	10/94→08/98					
2.9 i	110	02/95→08/98					
<b>Feder, Bremssattel</b>							
2.0 i	85	10/94→08/98	←		2	11.8116-0301.1 390610	ATE
2.0 i 16V	100	10/94→08/98					
2.3 i 16V	108	06/96→08/98					
2.5 TD	85	10/94→08/98					
2.9 i	110	02/95→08/98					
2.9 i 24V	152	10/94→08/98	←		2	11.8116-0143.1 390513	ATE
<b>Führungshülsensatz, Bremssattel</b>							
2.0 i	85	10/94→08/98	←			11.0101-5407.2 260011	ATE
2.0 i 16V	100	10/94→08/98					
2.3 i 16V	108	06/96→08/98					
2.5 TD	85	10/94→08/98					
2.9 i	110	02/95→08/98					
2.9 i 24V	152	10/94→08/98					
<b>Führungsbolzen, Bremssattel</b>							
2.0 i	85	10/94→08/98	←			11.8171-0008.1 990049	ATE
2.0 i 16V	100	10/94→08/98					
2.3 i 16V	108	06/96→08/98					
2.5 TD	85	10/94→08/98					
2.9 i	110	02/95→08/98					
2.9 i 24V	152	10/94→08/98					
<b>Dichtungssatz, Bremssattel</b>							
2.0 i	85	10/94→08/98	←			11.0441-6007.2 250146	ATE
2.0 i 16V	100	10/94→08/98					
2.3 i 16V	108	06/96→08/98					
↓							

	kw				! #		
<b>FORD - SCORPIO II Turnier (GNR, GGR) 10/94→08/98</b>							
<b>Dichtungssatz, Bremsattel</b>							
2.5 TD	85	10/94→08/98	←			11.0441-6007.2	250146 ATE
2.9 i	110	02/95→08/98					
2.9 i 24V	152	10/94→08/98					
<b>Bremsschlauch</b>							
2.0 i	85	10/94→08/98	←		2	83.6188-0311.3	330291 L= 310
2.0 i 16V	100	10/94→08/98					
2.3 i 16V	108	06/96→08/98	→	am Bremsattel	2	83.6327-0180.3	330740 L= 180
2.5 TD	85	10/94→08/98					
2.9 i	110	02/95→08/98					
2.9 i 24V	152	10/94→08/98					
<b>FORD - S-MAX 01/15→</b>							
<b>Führungsbolzen, Bremsattel</b>							
1.5 EcoBoost	118	01/15→	←	02/15→; passend für Felgengröße [Zoll]: 17		11.8171-0096.1	250155 ATE
2.0 EcoBoost	176	01/15→					
2.0 TDCi	88	01/15→					
2.0 TDCi	110	01/15→					
2.0 TDCi	132	01/15→					
2.0 TDCi 4x4	110	01/15→					
2.0 TDCi 4x4	132	01/15→					
2.0 TDCi BI-Turbo	154	01/15→					
<b>FORD - S-MAX (WA6) 05/06→12/14</b>							
<b>Bremsattel</b>							
1.6 EcoBoost	118	02/11→12/14	←	☐		11.9601-9711.2	220873 ATE Ø 60 - Halter
1.6 TDCi	85	02/11→12/14	←	☐		11.9601-9712.2	220874 ATE Ø 60 - Halter
1.8 TDCi	74	01/07→12/10	←	☐			
1.8 TDCi	92	05/06→12/14	→	☐; - eFSB		24.3384-1772.5	240606 TRW Ø 38 - Halter
2.0	107	05/06→12/14	→	☐			
2.0 Flexifuel	107	05/06→12/14	→	☐		24.6238-1709.7	221017 TRW Ø 38 - Halter + eFSB
2.0 TDCi	85	11/07→12/14	→	☐			
2.0 TDCi	96	05/06→12/14	→	☐		24.6238-1710.7	221018 TRW Ø 38 - Halter + eFSB
2.0 TDCi	100	05/06→12/14					
2.0 TDCi	103	05/06→12/14					
2.0 TDCi	120	03/10→12/14					
2.2 TDCi	147	07/10→12/14					
2.3	118	07/07→12/14					
2.0 EcoBoost	146	07/10→12/14	←	☐		11.9606-9949.2	220879 ATE Ø 60 - Halter
2.0 EcoBoost	149	03/10→12/14	←	☐		11.9606-9950.2	220880 ATE Ø 60 - Halter
2.0 EcoBoost	176	07/10→12/14	←	☐			
2.5 ST	162	05/06→12/14	→	☐; - eFSB		24.3384-1772.5	240606 TRW Ø 38 - Halter
			→	☐		24.6238-1709.7	221017 TRW Ø 38 - Halter + eFSB
			→	☐		24.6238-1710.7	221018 TRW Ø 38 - Halter + eFSB
2.2 TDCi	129	03/08→12/12	←	☐; 11/08→		11.9601-9711.2	220873 ATE Ø 60 - Halter
			←	☐; 11/08→		11.9601-9712.2	220874 ATE Ø 60 - Halter
			←	☐; 04/08→ 10/08		11.9606-9949.2	220879 ATE Ø 60 - Halter
			←	☐; 04/08→ 10/08		11.9606-9950.2	220880 ATE Ø 60 - Halter
			→	☐; 04/08→; - eFSB		24.3384-1772.5	240606 TRW Ø 38 - Halter
			→	☐; 04/08→		24.6238-1709.7	221017 TRW Ø 38 - Halter + eFSB
			→	☐; 04/08→		24.6238-1710.7	221018 TRW Ø 38 - Halter + eFSB
<b>Halter, Bremsattel</b>							
1.6 EcoBoost	118	02/11→12/14	←			11.0230-0934.1	260128 ATE
1.6 TDCi	85	02/11→12/14					
1.8 TDCi	74	01/07→12/10					
1.8 TDCi	92	05/06→12/14					
2.0	107	05/06→12/14					
2.0 Flexifuel	107	05/06→12/14					
2.0 TDCi	85	11/07→12/14					
2.0 TDCi	96	05/06→12/14					
2.0 TDCi	100	05/06→12/14					
2.0 TDCi	103	05/06→12/14					
2.0 TDCi	120	03/10→12/14					
2.2 TDCi	147	07/10→12/14					
2.3	118	07/07→12/14					
2.2 TDCi	129	03/08→12/12	←	11/08→		11.0230-0934.1	260128 ATE
<b>Feder, Bremsattel</b>							
1.6 EcoBoost	118	02/11→12/14			2	11.8116-0206.1	390593 ATE
1.6 TDCi	85	02/11→12/14					
1.8 TDCi	74	01/07→12/10					
1.8 TDCi	92	05/06→12/14					
2.0	107	05/06→12/14					
↓							

	kW			 	! #		
<b>FORD - S-MAX (WA6) 05/06→12/14</b>							
<b>Feder, Bremssattel</b>							
2.0 Flexifuel	107	05/06→12/14			2	11.8116-0206.1 390593	ATE
2.0 TDCi	85	11/07→12/14					
2.0 TDCi	96	05/06→12/14					
2.0 TDCi	100	05/06→12/14					
2.0 TDCi	103	05/06→12/14					
2.0 TDCi	120	03/10→12/14					
2.2 TDCi	147	07/10→12/14					
2.3	118	07/07→12/14					
2.0 EcoBoost	146	07/10→12/14			2	11.8116-0388.2 390588	ATE
2.0 EcoBoost	149	03/10→12/14					
2.0 EcoBoost	176	07/10→12/14					
2.5 ST	162	05/06→12/14					
2.2 TDCi	129	03/08→12/12		11/08→	2	11.8116-0206.1 390593	ATE
				04/08→ 10/08	2	11.8116-0388.2 390588	ATE
<b>Führungshülzensatz, Bremssattel</b>							
1.6 EcoBoost	118	02/11→12/14	←			11.0101-5704.2 260095	ATE
2.0 EcoBoost	146	07/10→12/14					
2.0 EcoBoost	149	03/10→12/14					
2.0 EcoBoost	176	07/10→12/14					
2.2 TDCi	147	07/10→12/14					
2.5 ST	162	05/06→12/14					
1.6 TDCi	85	02/11→12/14	←			11.0101-5407.2 260011	ATE
1.8 TDCi	74	01/07→12/10					
1.8 TDCi	92	05/06→12/14					
2.0	107	05/06→12/14					
2.0 Flexifuel	107	05/06→12/14					
2.0 TDCi	85	11/07→12/14					
2.0 TDCi	96	05/06→12/14					
2.0 TDCi	100	05/06→12/14					
2.0 TDCi	103	05/06→12/14					
2.0 TDCi	120	03/10→12/14					
2.0 TDCi	118	07/07→12/14					
2.2 TDCi	129	03/08→12/12	←	11/08→		11.0101-5704.2 260095	ATE
			←	04/08→ 10/08		11.0101-5704.2 260095	ATE
<b>Führungsbolzen, Bremssattel</b>							
1.6 EcoBoost	118	02/11→12/14				11.8171-0008.1 990049	ATE
1.6 TDCi	85	02/11→12/14					
1.8 TDCi	74	01/07→12/10					
1.8 TDCi	92	05/06→12/14					
2.0	107	05/06→12/14					
2.0 Flexifuel	107	05/06→12/14					
2.0 TDCi	85	11/07→12/14					
2.0 TDCi	96	05/06→12/14					
2.0 TDCi	100	05/06→12/14					
2.0 TDCi	103	05/06→12/14					
2.0 TDCi	120	03/10→12/14					
2.2 TDCi	147	07/10→12/14					
2.3	118	07/07→12/14					
2.2 TDCi	129	03/08→12/12		11/08→		11.8171-0008.1 990049	ATE
<b>Dichtungssatz, Bremssattel</b>							
1.6 EcoBoost	118	02/11→12/14	←			11.0441-6008.2 250038	ATE für Kolben-Ø [mm]: 60
1.6 TDCi	85	02/11→12/14					
1.8 TDCi	74	01/07→12/10					
1.8 TDCi	92	05/06→12/14					
2.0	107	05/06→12/14					
2.0 Flexifuel	107	05/06→12/14					
2.0 TDCi	85	11/07→12/14					
2.0 TDCi	96	05/06→12/14					
2.0 TDCi	100	05/06→12/14					
2.0 TDCi	103	05/06→12/14					
2.0 TDCi	120	03/10→12/14					
2.2 TDCi	147	07/10→12/14					
2.3	118	07/07→12/14					
2.0 EcoBoost	146	07/10→12/14				11.0441-6008.2 250038	ATE für Kolben-Ø [mm]: 60
2.0 EcoBoost	149	03/10→12/14					
2.0 EcoBoost	176	07/10→12/14					
2.5 ST	162	05/06→12/14					
2.2 TDCi	129	03/08→12/12		04/08→ 10/08		11.0441-6008.2 250038	ATE für Kolben-Ø [mm]: 60
			←	11/08→		11.0441-6008.2 250038	ATE für Kolben-Ø [mm]: 60
<b>Bremsschlauch</b>							
1.6 EcoBoost	118	02/11→12/14	←		2	24.5162-0390.3 331199	L= 390
1.6 TDCi	85	02/11→12/14					
2.0 TDCi	120	03/10→12/14	→	+ eFSB	2	24.5133-0310.3 331197	L= 330
2.2 TDCi	147	07/10→12/14	→	- eFSB	2	24.5163-0155.3 331204	L= 155
↓							



	kw			 	! #		
<b>FORD - S-MAX (WA6) 05/06→12/14</b>							
 <b>Bremsschlauch</b>							
1.8 TDCi	74	01/07→12/10	←		2	24.5162-0390.3 331199	L= 390
2.0 TDCi	85	11/07→12/14	→	+ eFSB	2	24.5133-0310.3 331197	L= 330
2.3	118	07/07→12/14	→	→ 06/09; + eFSB	2	24.5133-0311.3 331198	L= 310
			→	- eFSB	2	24.5163-0155.3 331204	L= 155
1.8 TDCi	92	05/06→12/14	←		2	24.5162-0390.3 331199	L= 390
2.0	107	05/06→12/14	→	+ eFSB	2	24.5133-0310.3 331197	L= 330
2.0 Flexifuel	107	05/06→12/14	→	→ 06/09; + eFSB	2	24.5133-0311.3 331198	L= 310
2.0 TDCi	96	05/06→12/14	→	12/06→; - eFSB	2	24.5163-0155.3 331204	L= 155
2.0 TDCi	100	05/06→12/14	→				
2.0 TDCi	103	05/06→12/14	→				
2.0 EcoBoost	146	07/10→12/14	→	+ eFSB	2	24.5133-0310.3 331197	L= 330
2.0 EcoBoost	149	03/10→12/14	→	- eFSB	2	24.5163-0155.3 331204	L= 155
2.0 EcoBoost	176	07/10→12/14	→				
2.2 TDCi	129	03/08→12/12	←	04/08→	2	24.5162-0390.3 331199	L= 390
			→	04/08→; + eFSB	2	24.5133-0310.3 331197	L= 330
			→	04/08→ 06/09; + eFSB	2	24.5133-0311.3 331198	L= 310
			→	04/08→; - eFSB	2	24.5163-0155.3 331204	L= 155
2.5 ST	162	05/06→12/14	→	+ eFSB	2	24.5133-0310.3 331197	L= 330
			→	→ 06/09; + eFSB	2	24.5133-0311.3 331198	L= 310
			→	12/06→; - eFSB	2	24.5163-0155.3 331204	L= 155
<b>FORD - STREET KA (RL2) 03/03→07/05</b>							
 <b>Bremssattel</b>							
1.6	70	05/03→07/05	←	<input type="checkbox"/>		24.3541-8531.5 240679	ATE Ø 54 - Halter
			←	<input type="checkbox"/>		24.3541-8532.5 240680	ATE Ø 54 - Halter
<b>Feder, Bremssattel</b>							
1.6	70	05/03→07/05	←		2	11.8116-0264.1 390594	ATE
<b>Führungshülzensatz, Bremssattel</b>							
1.6	70	05/03→07/05	←			11.0101-5407.2 260011	ATE
<b>Führungsbolzen, Bremssattel</b>							
1.6	70	05/03→07/05				11.8171-0008.1 990049	ATE
<b>FORD - TOURNEO CONNECT 06/02→12/13</b>							
 <b>Bremssattel</b>							
1.8 16V	85	06/02→12/13	→	<input type="checkbox"/> ; → 08/13		11.9367-7001.2 220733	ATE Ø 36 - Halter
1.8 TDCi	66	06/02→12/13	→	<input type="checkbox"/> ; → 08/13		11.9367-7002.2 220734	ATE Ø 36 - Halter
1.8 TDCi	81	08/06→12/13					
1.8 TDCi /TDDi /DI	55	06/02→12/13					
<b>Feder, Bremssattel</b>							
1.8 16V	85	06/02→12/13	→	→ 08/13	2	11.8116-0340.1 390595	ATE
1.8 TDCi	66	06/02→12/13					
1.8 TDCi	81	08/06→12/13					
1.8 TDCi /TDDi /DI	55	06/02→12/13					
<b>Führungshülzensatz, Bremssattel</b>							
1.8 16V	85	06/02→12/13	→	→ 08/13		11.0101-5407.2 260011	ATE
1.8 TDCi	66	06/02→12/13					
1.8 TDCi	81	08/06→12/13					
1.8 TDCi /TDDi /DI	55	06/02→12/13					
<b>Führungsbolzen, Bremssattel</b>							
1.8 16V	85	06/02→12/13		→ 08/13		11.8171-0008.1 990049	ATE
1.8 TDCi	66	06/02→12/13					
1.8 TDCi	81	08/06→12/13					
1.8 TDCi /TDDi /DI	55	06/02→12/13					
 <b>Bremsschlauch</b>							
1.8 16V	85	06/02→12/13	←	→ 08/13	2	24.5134-0320.3 331567	L= 320
1.8 TDCi	66	06/02→12/13	→	→ 08/13; Scheibenbremse	2	24.5148-0319.3 331421	L= 319
1.8 TDCi	81	08/06→12/13	→	→ 08/13; Trommelbremse	2	24.5148-0354.3 330992	L= 354
1.8 TDCi /TDDi /DI	55	06/02→12/13	→				

**FORD - TOURNEO CONNECT / GRAND TOURNEO CONNECT Kombi 09/13→**

**Bremssattel**

1.0 EcoBoost	74	11/13→	←	☐; nicht für erhöhte Nutzlast	24.3571-9813.5	240557	ATE Ø 57 - Halter
1.5 TDCi	55	05/15→	←	☐; nicht für erhöhte Nutzlast	24.3571-9814.5	240558	ATE Ø 57 - Halter
1.5 TDCi	74	05/15→	→	☐	11.9387-7099.2	221053	ATE Ø 38 - Halter
1.5 TDCi	88	05/15→	→	☐	11.9387-7100.2	221054	ATE Ø 38 - Halter
1.6 EcoBoost	110	11/13→					
1.6 TDCi	55	09/13→					
1.6 TDCi	70	09/13→					
1.6 TDCi	85	09/13→					

**Halter, Bremssattel**

1.0 EcoBoost	74	11/13→	→		11.0230-0698.2	260091	ATE
1.5 TDCi	55	05/15→					
1.5 TDCi	74	05/15→					
1.5 TDCi	88	05/15→					
1.6 EcoBoost	110	11/13→					
1.6 TDCi	55	09/13→					
1.6 TDCi	70	09/13→					
1.6 TDCi	85	09/13→					

**Feder, Bremssattel**

1.0 EcoBoost	74	11/13→			2	11.8116-0340.1	390595	ATE
1.5 TDCi	55	05/15→						
1.5 TDCi	74	05/15→		nicht für erhöhte Nutzlast	2	11.8116-0356.1	390586	ATE
1.5 TDCi	88	05/15→						
1.6 EcoBoost	110	11/13→						
1.6 TDCi	55	09/13→						
1.6 TDCi	70	09/13→						
1.6 TDCi	85	09/13→						

**Führungshülzensatz, Bremssattel**

1.0 EcoBoost	74	11/13→	←	nicht für erhöhte Nutzlast		11.0101-5407.2	260011	ATE
1.5 TDCi	55	05/15→	→			11.0101-5407.2	260011	ATE
1.5 TDCi	74	05/15→						
1.5 TDCi	88	05/15→						
1.6 EcoBoost	110	11/13→						
1.6 TDCi	55	09/13→						
1.6 TDCi	70	09/13→						
1.6 TDCi	85	09/13→						

**Führungsbolzen, Bremssattel**

1.0 EcoBoost	74	11/13→		nicht für erhöhte Nutzlast		11.8171-0008.1	990049	ATE
1.5 TDCi	55	05/15→				11.8171-0008.1	990049	ATE
1.5 TDCi	74	05/15→						
1.5 TDCi	88	05/15→						
1.6 EcoBoost	110	11/13→						
1.6 TDCi	55	09/13→						
1.6 TDCi	70	09/13→						
1.6 TDCi	85	09/13→						

**Bremsschlauch**

1.0 EcoBoost	74	11/13→	←		2	83.7769-0417.3	331474	L= 415
1.5 TDCi	55	05/15→						
1.5 TDCi	74	05/15→						
1.5 TDCi	88	05/15→						
1.6 EcoBoost	110	11/13→						
1.6 TDCi	55	09/13→						
1.6 TDCi	70	09/13→						
1.6 TDCi	85	09/13→						

**FORD - TRANSIT Bus (E\_ ) 06/94→07/00**

**Bremssattel**

2.0 (EBL, EBS, ECL, EDS, EDL, EGL, ESS, ESL, EUS)	84	09/95→03/00	←	☐; passend für Felgenreöße [Zoll]: 15	24.3421-1709.5	240697	TRW Ø 42 - Halter
2.5 DI (EBL, ECL, EDS, EDL)	56	07/94→03/00	←	☐; passend für Felgenreöße [Zoll]: 15	24.3421-1710.5	240698	TRW Ø 42 - Halter
2.5 DI (EBL, EDL, EDS, ESL, ESS)	85	08/97→03/00					
2.5 DI (EBL, EDS, ESL, ESS, EUS)	51	08/94→03/00					
2.5 TD (EBL, EDL, EDS, EGL, ESL, ESS, EUS)	63	01/95→03/00					
2.5 TD (ECL, EDL, EDS, ESL, ESS, EUS)	74	07/94→03/00					
2.0 CNG	84	06/94→03/00	←	☐; passend für Felgenreöße [Zoll]: 15	24.3421-1709.5	240697	TRW Ø 42 - Halter
			←	☐; 07/94→; passend für Felgenreöße [Zoll]: 15	24.3421-1709.5	240697	TRW Ø 42 - Halter
			←	☐; passend für Felgenreöße [Zoll]: 15	24.3421-1710.5	240698	TRW Ø 42 - Halter

↓

**FORD - TRANSIT Bus (E\_) 06/94→07/00**

**Bremssattel**

2.0 CNG	84	06/94→03/00	←	☐; 07/94→; passend für Felgenreöße [Zoll]: 15	24.3421-1710.5	240698	TRW Ø 42 - Halter
2.5 TD (EB_, ED_, ES_)	55	08/94→06/00	←	☐; → 03/00; passend für Felgenreöße [Zoll]: 15	24.3421-1709.5	240697	TRW Ø 42 - Halter
			←	☐; → 03/00; passend für Felgenreöße [Zoll]: 15	24.3421-1710.5	240698	TRW Ø 42 - Halter

**Bremsschlauch**

2.0 (EBL, EBS, ECL, EDS, EDL, EGL, ESS, ESL, EUS)	84	09/95→03/00	←	☐	24.5236-0429.3	330586	L= 429	
			←	☐	24.5236-0430.3	330587	L= 429	
2.0 CNG	84	06/94→03/00	→	X-Bremskreisaufteilung (Diagonale Aufteilung)	2	24.5245-0398.3	331188	L= 398
2.5 DI (EBL, ECL, EDS, EDL)	56	07/94→03/00	→					
2.5 DI (EBL, EDL, EDS, ESL, ESS)	85	08/97→03/00	→	HH-Bremskreisaufteilung (VA+HA/VA+HA)	2	24.5245-0405.3	330686	L= 405
2.5 DI (EBL, EDS, ESL, ESS, EUS)	51	08/94→03/00	→					
2.5 TD (EBL, EDL, EDS, EGL, ESL, ESS, EUS)	63	01/95→03/00	→					
2.5 TD (ECL, EDL, EDS, ESL, ESS, EUS)	74	07/94→03/00	→					
2.5 TD (EB_, ED_, ES_)	55	08/94→06/00	←	☐; → 03/00	24.5236-0429.3	330586	L= 429	
			←	☐; → 03/00	24.5236-0430.3	330587	L= 429	
			→	→ 03/00; X-Bremskreisaufteilung (Diagonale Aufteilung)	2	24.5245-0398.3	331188	L= 398
			→	→ 03/00; HH-Bremskreisaufteilung (VA+HA/VA+HA)	2	24.5245-0405.3	330686	L= 405













**FORD - TRANSIT Bus (FD\_, FB\_, FS\_, FZ\_, FC\_) 01/00→05/06**

**Bremssattel**

2.0 DI (F_E_, F_F_, F_G_)	55	08/00→05/06	←	☐; → 04/06	24.3481-1783.5	240591	Ø 48 - Halter
2.0 DI (F_E_, F_F_, F_G_)	63	08/00→05/06	←	☐; → 04/06	24.3481-1784.5	240592	Ø 48 - Halter
2.0 DI (F_E_, F_F_, F_G_)	74	08/00→05/06	→				
2.0 TDCi (F_F_, F_E_, F_G_)	92	08/02→05/06	→				
2.3 16V RWD (F_B_, F_C_, F_A_)	107	08/00→05/06	→				
2.4 DI (F_B_, F_C_, F_A_)	66	01/00→05/06	→				
2.4 DI RWD (F_B_, F_C_, F_A_)	88	01/00→05/06	→				
2.4 DI RWD (F_B_, F_C_)	55	01/00→05/06	→				
2.4 TDCi	101	03/04→05/06	→				
2.4 TDE	85	03/04→05/06	→				
2.3	107	08/00→03/06	←	☐	24.3481-1783.5	240591	Ø 48 - Halter
			←	☐	24.3481-1784.5	240592	Ø 48 - Halter
2.4 TDE (F_C_, F_B_, F_A_)	92	07/01→05/06	←	☐; 11/01→ 04/06	24.3481-1783.5	240591	Ø 48 - Halter
			←	☐; 11/01→ 04/06	24.3481-1784.5	240592	Ø 48 - Halter

**Bremsschlauch**

2.0 DI (F_E_, F_F_, F_G_)	55	08/00→05/06	←	☐; → 04/06	24.5299-0449.3	331039	L= 449
2.0 DI (F_E_, F_F_, F_G_)	63	08/00→05/06	←	☐; → 04/06	24.5299-0452.3	331040	L= 452
			→	→ 04/06	2	24.5294-0463.3	331032
2.0 DI (F_E_, F_F_, F_G_)	74	08/00→05/06	→				
2.0 TDCi (F_F_, F_E_, F_G_)	92	08/02→05/06	→				
2.3 16V RWD (F_B_, F_C_, F_A_)	107	08/00→05/06	→				
2.4 DI (F_B_, F_C_, F_A_)	66	01/00→05/06	→				
2.4 DI RWD (F_B_, F_C_, F_A_)	88	01/00→05/06	→				
2.4 DI RWD (F_B_, F_C_)	55	01/00→05/06	→				
2.4 TDCi	101	03/04→05/06	→				
2.4 TDE	85	03/04→05/06	→				
2.3	107	08/00→03/06	←	☐	24.5299-0449.3	331039	L= 449

	kW					! #			
<b>FORD - TRANSIT Bus (FD_, FB_, FS_, FZ_, FC_) 01/00→05/06</b>									
 <b>Bremsschlauch</b>									
2.3	107	08/00→03/06	←	☐			24.5299-0452.3	331040	L= 452
			→			2	24.5294-0463.3	331032	L= 463
2.4 TDE (F_C_, F_B_, F_A_)	92	07/01→05/06	←	☐; 11/01→ 04/06			24.5299-0449.3	331039	L= 449
			←	☐; 11/01→ 04/06			24.5299-0452.3	331040	L= 452
			→	11/01→ 04/06		2	24.5294-0463.3	331032	L= 463
<b>FORD - TRANSIT Bus (FD_, FB_, FS_, FZ_, FC_) 04/06→</b>									
 <b>Bremsschlauch</b>									
2.2 TDCi	63	04/06→08/14	←	05/06→ 04/14		2	24.5141-0320.3	330949	L= 320
2.2 TDCi	81	04/06→08/14	→	05/06→ 04/14; für Einfachbereifung		2	24.5124-0252.3	331218	L= 252
2.2 TDCi	96	04/06→08/14	→	05/06→ 04/14; für Doppelbereifung		2	24.5140-0222.3	331410	L= 222
2.4 TDCi	74	04/06→08/14	→	05/06→ 04/14; für Doppelbereifung		2	24.5140-0222.3	331410	L= 222
2.4 TDCi	85	04/06→08/14	→	05/06→ 04/14; für Doppelbereifung		2	24.5140-0222.3	331410	L= 222
2.4 TDCi	103	04/06→08/14	→	05/06→ 04/14; für Doppelbereifung		2	24.5140-0222.3	331410	L= 222
2.2 TDCi	74	10/11→08/14	←	→ 04/14		2	24.5141-0320.3	330949	L= 320
2.2 TDCi	85	10/08→08/14	→	→ 04/14; für Einfachbereifung		2	24.5124-0252.3	331218	L= 252
2.2 TDCi	92	10/11→08/14	→	→ 04/14; für Einfachbereifung		2	24.5124-0252.3	331218	L= 252
2.2 TDCi	103	10/07→08/14	→	→ 04/14; für Doppelbereifung		2	24.5140-0222.3	331410	L= 222
2.2 TDCi RWD	74	10/11→08/14	→	→ 04/14; für Doppelbereifung		2	24.5140-0222.3	331410	L= 222
2.2 TDCi RWD	92	10/11→08/14	→	→ 04/14; für Doppelbereifung		2	24.5140-0222.3	331410	L= 222
2.4 TDCi 4x4	103	11/06→08/14	→	→ 04/14; für Doppelbereifung		2	24.5140-0222.3	331410	L= 222
3.2 TDCi	147	02/08→08/14	→	→ 04/14; für Doppelbereifung		2	24.5140-0222.3	331410	L= 222
2.2 TDCi RWD	100	09/11→08/14	←	10/11→ 04/14		2	24.5141-0320.3	330949	L= 320
			→	10/11→ 04/14; für Einfachbereifung		2	24.5124-0252.3	331218	L= 252
			→	10/11→ 04/14; für Doppelbereifung		2	24.5140-0222.3	331410	L= 222
<b>FORD - TRANSIT CONNECT (P65_, P70_, P80_) 06/02→</b>									
 <b>Bremssattel</b>									
1.8 16V	85	06/02→12/13	→	☐; → 08/13			11.9367-7001.2	220733	ATE Ø 36 - Halter
1.8 16V LPG	85	06/02→12/13	→	☐; → 08/13			11.9367-7002.2	220734	ATE Ø 36 - Halter
1.8 Di	55	06/02→12/13	→	☐; → 08/13			11.9367-7002.2	220734	ATE Ø 36 - Halter
1.8 TDCi	66	06/02→12/13	→	☐; → 08/13			11.9367-7002.2	220734	ATE Ø 36 - Halter
1.8 TDCi	81	08/06→12/13	→	☐; → 08/13			11.9367-7002.2	220734	ATE Ø 36 - Halter
<b>Feder, Bremssattel</b>									
1.8 16V	85	06/02→12/13	→	→ 08/13		2	11.8116-0340.1	390595	ATE
1.8 16V LPG	85	06/02→12/13	→	→ 08/13		2	11.8116-0340.1	390595	ATE
1.8 Di	55	06/02→12/13	→	→ 08/13		2	11.8116-0340.1	390595	ATE
1.8 TDCi	66	06/02→12/13	→	→ 08/13		2	11.8116-0340.1	390595	ATE
1.8 TDCi	81	08/06→12/13	→	→ 08/13		2	11.8116-0340.1	390595	ATE
<b>Führungshülzensatz, Bremssattel</b>									
1.8 16V	85	06/02→12/13	→	→ 08/13			11.0101-5407.2	260011	ATE
1.8 16V LPG	85	06/02→12/13	→	→ 08/13			11.0101-5407.2	260011	ATE
1.8 Di	55	06/02→12/13	→	→ 08/13			11.0101-5407.2	260011	ATE
1.8 TDCi	66	06/02→12/13	→	→ 08/13			11.0101-5407.2	260011	ATE
1.8 TDCi	81	08/06→12/13	→	→ 08/13			11.0101-5407.2	260011	ATE
<b>Führungsbolzen, Bremssattel</b>									
1.8 16V	85	06/02→12/13	→	→ 08/13			11.8171-0008.1	990049	ATE
1.8 16V LPG	85	06/02→12/13	→	→ 08/13			11.8171-0008.1	990049	ATE
1.8 Di	55	06/02→12/13	→	→ 08/13			11.8171-0008.1	990049	ATE
1.8 TDCi	66	06/02→12/13	→	→ 08/13			11.8171-0008.1	990049	ATE
1.8 TDCi	81	08/06→12/13	→	→ 08/13			11.8171-0008.1	990049	ATE
 <b>Bremsschlauch</b>									
1.8 16V	85	06/02→12/13	←	→ 08/13		2	24.5134-0320.3	331567	L= 320
1.8 16V LPG	85	06/02→12/13	→	→ 08/13; Scheibenbremse		2	24.5148-0319.3	331421	L= 319
1.8 Di	55	06/02→12/13	→	→ 08/13; Scheibenbremse		2	24.5148-0319.3	331421	L= 319
1.8 TDCi	66	06/02→12/13	→	→ 08/13; Trommelbremse		2	24.5148-0354.3	330992	L= 354
1.8 TDCi	81	08/06→12/13	→	→ 08/13; Trommelbremse		2	24.5148-0354.3	330992	L= 354
<b>FORD - TRANSIT CONNECT Kasten 02/13→</b>									
 <b>Bremssattel</b>									
1.0 EcoBoost	74	02/13→	←	☐; 09/13→; nicht für erhöhte Nutzlast			24.3571-9813.5	240557	ATE Ø 57 - Halter
1.6 TDCi	55	02/13→	←	☐; 09/13→; nicht für erhöhte Nutzlast			24.3571-9814.5	240558	ATE Ø 57 - Halter
1.6 TDCi	70	02/13→	←	☐; 09/13→; nicht für erhöhte Nutzlast			24.3571-9814.5	240558	ATE Ø 57 - Halter
1.6 TDCi	85	02/13→	→	☐; 09/13→			11.9387-7099.2	221053	ATE Ø 38 - Halter
			→	☐; 09/13→			11.9387-7100.2	221054	ATE Ø 38 - Halter
1.5 TDCi	55	08/15→	←	☐; nicht für erhöhte Nutzlast			24.3571-9813.5	240557	ATE Ø 57 - Halter
1.5 TDCi	74	05/15→	←	☐; nicht für erhöhte Nutzlast			24.3571-9813.5	240557	ATE Ø 57 - Halter
1.5 TDCi	88	05/15→	←	☐; nicht für erhöhte Nutzlast			24.3571-9814.5	240558	ATE Ø 57 - Halter
↓									

**FORD - TRANSIT CONNECT Kasten 02/13→**

**Bremssattel**

1.6 EcoBoost	110	11/13→	➔	☐	11.9387-7099.2	221053	ATE Ø 38 - Halter
			➔	☐	11.9387-7100.2	221054	ATE Ø 38 - Halter

**Halter, Bremssattel**

1.0 EcoBoost	74	02/13→	➔	09/13→	11.0230-0698.2	260091	ATE
1.6 TDCi	55	02/13→					
1.6 TDCi	70	02/13→					
1.6 TDCi	85	02/13→					
1.5 TDCi	55	08/15→	➔		11.0230-0698.2	260091	ATE
1.5 TDCi	74	05/15→					
1.5 TDCi	88	05/15→					
1.6 EcoBoost	110	11/13→					

**Feder, Bremssattel**

1.0 EcoBoost	74	02/13→		09/13→	2	11.8116-0340.1	390595	ATE
1.6 TDCi	55	02/13→		09/13→; nicht für erhöhte Nutzlast	2	11.8116-0356.1	390586	ATE
1.6 TDCi	70	02/13→						
1.6 TDCi	85	02/13→						
1.5 TDCi	55	08/15→			2	11.8116-0340.1	390595	ATE
1.5 TDCi	74	05/15→		nicht für erhöhte Nutzlast	2	11.8116-0356.1	390586	ATE
1.5 TDCi	88	05/15→						
1.6 EcoBoost	110	11/13→						

**Führungshülzensatz, Bremssattel**

1.0 EcoBoost	74	02/13→	←	09/13→; nicht für erhöhte Nutzlast	11.0101-5407.2	260011	ATE
1.6 TDCi	55	02/13→					
1.6 TDCi	70	02/13→	➔	09/13→	11.0101-5407.2	260011	ATE
1.6 TDCi	85	02/13→					
1.5 TDCi	55	08/15→	←	nicht für erhöhte Nutzlast	11.0101-5407.2	260011	ATE
1.5 TDCi	74	05/15→					
1.5 TDCi	88	05/15→	➔		11.0101-5407.2	260011	ATE
1.6 EcoBoost	110	11/13→					

**Führungsbolzen, Bremssattel**

1.0 EcoBoost	74	02/13→		09/13→	11.8171-0008.1	990049	ATE
1.6 TDCi	55	02/13→		09/13→; nicht für erhöhte Nutzlast	11.8171-0008.1	990049	ATE
1.6 TDCi	70	02/13→					
1.6 TDCi	85	02/13→					
1.5 TDCi	55	08/15→		nicht für erhöhte Nutzlast	11.8171-0008.1	990049	ATE
1.5 TDCi	74	05/15→					
1.5 TDCi	88	05/15→			11.8171-0008.1	990049	ATE
1.6 EcoBoost	110	11/13→					

**Bremsschlauch**

1.0 EcoBoost	74	02/13→	←	09/13→	2	83.7769-0417.3	331474	L= 415
1.6 TDCi	55	02/13→						
1.6 TDCi	70	02/13→						
1.6 TDCi	85	02/13→						
1.5 TDCi	55	08/15→	←		2	83.7769-0417.3	331474	L= 415
1.5 TDCi	74	05/15→						
1.5 TDCi	88	05/15→						
1.6 EcoBoost	110	11/13→						








**FORD - TRANSIT CONNECT Kombi 02/13→**

**Bremssattel**












1.5 TDCi 1.5 TDCi 1.5 TDCi	55 74 88	08/15→ 05/15→ 05/15→	←	☐; nicht für erhöhte Nutzlast	24.3571-9813.5	240557	ATE Ø 57 - Halter
			←	☐; nicht für erhöhte Nutzlast	24.3571-9814.5	240558	ATE Ø 57 - Halter
			➔	☐	11.9387-7099.2	221053	ATE Ø 38 - Halter
			➔	☐	11.9387-7100.2	221054	ATE Ø 38 - Halter
1.6 TDCi 1.6 TDCi 1.6 TDCi	55 70 85	02/13→ 02/13→ 02/13→	←	☐; 09/13→; nicht für erhöhte Nutzlast	24.3571-9813.5	240557	ATE Ø 57 - Halter
			←	☐; 09/13→; nicht für erhöhte Nutzlast	24.3571-9814.5	240558	ATE Ø 57 - Halter
			➔	☐; 09/13→	11.9387-7099.2	221053	ATE Ø 38 - Halter
			➔	☐; 09/13→	11.9387-7100.2	221054	ATE Ø 38 - Halter












**Halter, Bremssattel**














1.5 TDCi	55	08/15→	➔		11.0230-0698.2	260091	ATE
1.5 TDCi	74	05/15→					
1.5 TDCi	88	05/15→					
1.6 TDCi	55	02/13→	➔	09/13→	11.0230-0698.2	260091	ATE
1.6 TDCi	70	02/13→					
1.6 TDCi	85	02/13→					















	kw			 	! #		
<b>FORD - TRANSIT CONNECT Kombi 02/13→</b>							
<b>Feder, Bremssattel</b>							
1.5 TDCi	55	08/15→			2	11.8116-0340.1 390595	ATE
1.5 TDCi	74	05/15→		nicht für erhöhte Nutzlast	2	11.8116-0356.1 390586	ATE
1.5 TDCi	88	05/15→					
1.6 TDCi	55	02/13→		09/13→	2	11.8116-0340.1 390595	ATE
1.6 TDCi	70	02/13→		09/13→; nicht für erhöhte Nutzlast	2	11.8116-0356.1 390586	ATE
1.6 TDCi	85	02/13→					
<b>Führungshülzensatz, Bremssattel</b>							
1.5 TDCi	55	08/15→	←	nicht für erhöhte Nutzlast		11.0101-5407.2 260011	ATE
1.5 TDCi	74	05/15→				11.0101-5407.2 260011	ATE
1.5 TDCi	88	05/15→	→				
1.6 TDCi	55	02/13→	←	09/13→; nicht für erhöhte Nutzlast		11.0101-5407.2 260011	ATE
1.6 TDCi	70	02/13→				11.0101-5407.2 260011	ATE
1.6 TDCi	85	02/13→	→	09/13→			
<b>Führungsbolzen, Bremssattel</b>							
1.5 TDCi	55	08/15→		nicht für erhöhte Nutzlast		11.8171-0008.1 990049	ATE
1.5 TDCi	74	05/15→				11.8171-0008.1 990049	ATE
1.5 TDCi	88	05/15→					
1.6 TDCi	55	02/13→		09/13→		11.8171-0008.1 990049	ATE
1.6 TDCi	70	02/13→		09/13→; nicht für erhöhte Nutzlast		11.8171-0008.1 990049	ATE
1.6 TDCi	85	02/13→					
<b>Bremsschlauch</b>							
1.5 TDCi	55	08/15→	←		2	83.7769-0417.3 331474	L= 415
1.5 TDCi	74	05/15→					
1.5 TDCi	88	05/15→					
1.6 TDCi	55	02/13→	←	09/13→	2	83.7769-0417.3 331474	L= 415
1.6 TDCi	70	02/13→					
1.6 TDCi	85	02/13→					
<b>FORD - TRANSIT Kasten (E_ ) 06/94→07/00</b>							
<b>Bremssattel</b>							
2.0 (EAL, EAS)	84	06/94→03/00	←	☐; passend für Felgenreöße [Zoll]: 15		24.3421-1709.5 240697	TRW Ø 42 - Halter
2.5 DI (EAL, EAS)	51	06/94→03/00					
2.5 DI (EAL, EAS)	56	06/94→03/00	←	☐; passend für Felgenreöße [Zoll]: 15		24.3421-1710.5 240698	TRW Ø 42 - Halter
2.5 DI (EAL, EAS)	85	05/99→03/00					
2.5 TD (EAL, EAS)	63	06/94→03/00					
2.5 TD (EAS)	56	10/98→03/00					
2.5 TDI (EAL, EAS)	74	06/94→03/00					
<b>Bremsschlauch</b>							
2.0 (EAL, EAS)	84	06/94→03/00	←	☐		24.5236-0429.3 330586	L= 429
2.5 DI (EAL, EAS)	51	06/94→03/00					
2.5 DI (EAL, EAS)	56	06/94→03/00	←	☐		24.5236-0430.3 330587	L= 429
2.5 DI (EAL, EAS)	85	05/99→03/00	→	X-Bremskreisaufteilung (Diagonale Aufteilung)	2	24.5245-0398.3 331188	L= 398
2.5 TD (EAL, EAS)	63	06/94→03/00					
2.5 TD (EAS)	56	10/98→03/00					
2.5 TDI (EAL, EAS)	74	06/94→03/00	→	HH-Bremskreisaufteilung (VA+HA/VA+HA)	2	24.5245-0405.3 330686	L= 405
<b>FORD - TRANSIT Kasten (FA_ ) 04/06→</b>							
<b>Bremsschlauch</b>							
2.2 TDCi	63	04/06→08/14	←	05/06→ 04/14	2	24.5141-0320.3 330949	L= 320
2.2 TDCi	81	04/06→08/14					
2.2 TDCi	96	04/06→08/14	→	05/06→ 04/14; für Einfachbereifung	2	24.5124-0252.3 331218	L= 252
2.4 TDCi RWD	74	04/06→08/14	→	05/06→ 04/14; für Doppelbereifung	2	24.5140-0222.3 331410	L= 222
2.4 TDCi RWD	85	04/06→08/14					
2.4 TDCi RWD	103	04/06→08/14					
2.2 TDCi	74	10/11→08/14	←	→ 04/14	2	24.5141-0320.3 330949	L= 320
2.2 TDCi	85	10/08→08/14					
2.2 TDCi	92	10/11→08/14	→	→ 04/14; für Einfachbereifung	2	24.5124-0252.3 331218	L= 252
2.2 TDCi	103	10/07→08/14	→	→ 04/14; für Doppelbereifung	2	24.5140-0222.3 331410	L= 222
2.2 TDCi 4x4	92	10/11→08/14					
2.2 TDCi RWD	74	10/11→08/14					
2.2 TDCi RWD	92	10/11→08/14					
2.2 TDCi RWD	100	10/11→08/14					
2.2 TDCi RWD	114	10/11→08/14					
2.4 TDCi 4x4	103	11/06→08/14					
3.2 TDCi RWD	147	09/07→08/14					
2.3 16V CNG RWD	100	04/06→08/14	←	05/06→ 04/14	2	24.5141-0320.3 330949	L= 320
2.3 16V LPG RWD	107	04/06→08/14	→	05/06→; - Hinterachse C; → 04/14; für Einfachbereifung	2	24.5124-0252.3 331218	L= 252
2.3 16V RWD	107	04/06→08/14	→	05/06→; - Hinterachse C; → 04/14; für Doppelbereifung	2	24.5140-0222.3 331410	L= 222
































	kw			 	! #		
<b>FORD - TRANSIT Kasten (FA_ ) 01/00→05/06</b>							
 <b>Bremssattel</b>							
2.0 DI (FAE_, FAF_, FAG_)	55	08/00→05/06	←	☐; → 04/06		24.3481-1783.5 240591	Ø 48 - Halter
2.0 DI (FAE_, FAF_, FAG_)	63	08/00→05/06	←	☐; → 04/06		24.3481-1784.5 240592	Ø 48 - Halter
2.0 DI (FAE_, FAF_, FAG_)	74	08/00→05/06					
2.0 TDCi	92	08/02→05/06					
2.3 16V RWD (FAA_, FAB_, FAC_)	107	04/01→05/06					
2.4 DI (FAA_, FAB_, FAC_, FAD_)	66	01/00→05/06					
2.4 DI RWD (FAA_, FAB_, FAC_, FAD_)	55	01/00→05/06					
2.4 DI RWD (FAA_, FAB_, FAC_, FAD_)	88	01/00→05/06					
2.4 TDCi	101	03/04→05/06					
2.4 TDE	85	03/04→05/06					
2.3	105	03/01→03/06	←	☐; 04/01→		24.3481-1783.5 240591	Ø 48 - Halter
2.3	107	03/01→03/06					
2.3 BiFuel	105	03/01→03/06	←	☐; 04/01→		24.3481-1784.5 240592	Ø 48 - Halter
2.4 TDE	92	07/01→05/06	←	☐; 11/01→ 04/06		24.3481-1783.5 240591	Ø 48 - Halter
			←	☐; 11/01→ 04/06		24.3481-1784.5 240592	Ø 48 - Halter
 <b>Bremsschlauch</b>							
2.0 DI (FAE_, FAF_, FAG_)	55	08/00→05/06	←	☐; → 04/06		24.5299-0449.3 331039	L= 449
2.0 DI (FAE_, FAF_, FAG_)	63	08/00→05/06	←	☐; → 04/06		24.5299-0452.3 331040	L= 452
2.0 DI (FAE_, FAF_, FAG_)	74	08/00→05/06	→	→ 04/06	2	24.5294-0463.3 331032	L= 463
2.0 TDCi	92	08/02→05/06					
2.3 16V RWD (FAA_, FAB_, FAC_)	107	04/01→05/06					
2.4 DI (FAA_, FAB_, FAC_, FAD_)	66	01/00→05/06					
2.4 DI RWD (FAA_, FAB_, FAC_, FAD_)	55	01/00→05/06					
2.4 DI RWD (FAA_, FAB_, FAC_, FAD_)	88	01/00→05/06					
2.4 TDCi	101	03/04→05/06					
2.4 TDE	85	03/04→05/06					
2.3	105	03/01→03/06	←	☐; 04/01→		24.5299-0449.3 331039	L= 449
2.3	107	03/01→03/06					
2.3 BiFuel	105	03/01→03/06	←	☐; 04/01→		24.5299-0452.3 331040	L= 452
			→	04/01→	2	24.5294-0463.3 331032	L= 463
2.4 TDE	92	07/01→05/06	←	☐; 11/01→ 04/06		24.5299-0449.3 331039	L= 449
			←	☐; 11/01→ 04/06		24.5299-0452.3 331040	L= 452
			→	11/01→ 04/06	2	24.5294-0463.3 331032	L= 463
<b>FORD - TRANSIT Pritsche/Fahrgestell (E_ ) 08/94→07/00</b>							
 <b>Bremssattel</b>							
2.0 (EME/L/S, ENE/L/S)	84	08/94→03/00	←	☐; passend für Felgenreöße [Zoll]: 15		24.3421-1709.5 240697	TRW Ø 42 - Halter
2.5 DI (EME/L/S, ENE/L/S)	56	08/94→03/00	←	☐; passend für Felgenreöße [Zoll]: 15		24.3421-1710.5 240698	TRW Ø 42 - Halter
2.5 DI (EML, ENE/L)	85	05/99→03/00					
2.5 DI (EML/S, ENL/S)	51	08/94→03/00					
2.5 TD (EME/L/S, ENE/L/S)	63	08/94→03/00					
2.5 TD (EME/L/S, ENE/L/S)	74	08/94→03/00					
2.5 TD (EME/L/S, ENE/L/S)	55	10/98→07/00	←	☐; → 03/00; passend für Felgenreöße [Zoll]: 15		24.3421-1709.5 240697	TRW Ø 42 - Halter
			←	☐; → 03/00; passend für Felgenreöße [Zoll]: 15		24.3421-1710.5 240698	TRW Ø 42 - Halter
 <b>Bremsschlauch</b>							
2.0 (EME/L/S, ENE/L/S)	84	08/94→03/00	←	☐		24.5236-0429.3 330586	L= 429
2.5 DI (EME/L/S, ENE/L/S)	56	08/94→03/00	←	☐		24.5236-0430.3 330587	L= 429
2.5 DI (EML, ENE/L)	85	05/99→03/00	→	X-Bremskreisaufteilung (Diagonale Aufteilung)	2	24.5245-0398.3 331188	L= 398
2.5 DI (EML/S, ENL/S)	51	08/94→03/00	→	HH-Bremskreisaufteilung (VA+HA/VA+HA)	2	24.5245-0405.3 330686	L= 405
2.5 TD (EME/L/S, ENE/L/S)	63	08/94→03/00					
2.5 TD (EME/L/S, ENE/L/S)	74	08/94→03/00					
↓							

	kw					! #			
<b>FORD - TRANSIT Pritsche/Fahrgestell (E_ _) 08/94→07/00</b>									
 <b>Bremsschlauch</b>									
2.5 TD (EME/L/S, ENE/L/S)	55	10/98→07/00	←	☐; → 03/00			24.5236-0429.3	330586	L= 429
			←	☐; → 03/00			24.5236-0430.3	330587	L= 429
			→	→ 03/00; X-Bremskreisaufteilung (Diagonale Aufteilung)	2	24.5245-0398.3	331188	L= 398	
			→	→ 03/00; HH-Bremskreisaufteilung (VA+HA/VA+HA)	2	24.5245-0405.3	330686	L= 405	
<b>FORD - TRANSIT Pritsche/Fahrgestell (FM_ _, FN_ _) 04/06→08/14</b>									
 <b>Bremsschlauch</b>									
2.2 TDCi	63	04/06→08/14	←	05/06→ 04/14	2	24.5141-0320.3	330949	L= 320	
2.2 TDCi	81	04/06→08/14	→	05/06→ 04/14; für Einfachbereifung	2	24.5124-0252.3	331218	L= 252	
2.2 TDCi	96	04/06→08/14	→	05/06→ 04/14; für Doppelbereifung	2	24.5140-0222.3	331410	L= 222	
2.4 TDCi RWD	74	04/06→08/14	→	05/06→ 04/14; für Doppelbereifung	2	24.5140-0222.3	331410	L= 222	
2.4 TDCi RWD	85	04/06→08/14	→	05/06→ 04/14; für Doppelbereifung	2	24.5140-0222.3	331410	L= 222	
2.4 TDCi RWD	103	04/06→08/14	→	05/06→ 04/14; für Doppelbereifung	2	24.5140-0222.3	331410	L= 222	
2.2 TDCi	74	10/11→08/14	←	→ 04/14	2	24.5141-0320.3	330949	L= 320	
2.2 TDCi	85	10/08→08/14	→	→ 04/14; für Einfachbereifung	2	24.5124-0252.3	331218	L= 252	
2.2 TDCi	92	10/11→08/14	→	→ 04/14; für Einfachbereifung	2	24.5124-0252.3	331218	L= 252	
2.2 TDCi 4x4	92	10/11→08/14	→	→ 04/14; für Doppelbereifung	2	24.5140-0222.3	331410	L= 222	
2.2 TDCi RWD	74	10/11→08/14	→	→ 04/14; für Doppelbereifung	2	24.5140-0222.3	331410	L= 222	
2.2 TDCi RWD	92	10/11→08/14	→	→ 04/14; für Doppelbereifung	2	24.5140-0222.3	331410	L= 222	
2.2 TDCi RWD	114	10/11→08/14	→	→ 04/14; für Doppelbereifung	2	24.5140-0222.3	331410	L= 222	
2.4 TDCi 4x4	103	11/06→08/14	→	→ 04/14; für Doppelbereifung	2	24.5140-0222.3	331410	L= 222	
3.2 TDCi RWD	147	09/07→08/14	→	→ 04/14; für Doppelbereifung	2	24.5140-0222.3	331410	L= 222	
2.2 TDCi	103	10/07→09/11	←		2	24.5141-0320.3	330949	L= 320	
			→	für Einfachbereifung	2	24.5124-0252.3	331218	L= 252	
			→	für Doppelbereifung	2	24.5140-0222.3	331410	L= 222	
2.3 16V CNG RWD	100	04/06→08/14	←	05/06→ 04/14	2	24.5141-0320.3	330949	L= 320	
2.3 16V LPG RWD	107	04/06→08/14	→	05/06→; - Hinterachse C; → 04/14; für Einfachbereifung	2	24.5124-0252.3	331218	L= 252	
2.3 16V RWD	107	04/06→08/14	→	05/06→; - Hinterachse C; → 04/14; für Doppelbereifung	2	24.5140-0222.3	331410	L= 222	
<b>FORD - TRANSIT Pritsche/Fahrgestell (FM_ _, FN_ _) 01/00→05/06</b>									
 <b>Bremssattel</b>									
2.0 DI (F_E_, F_F_)	55	08/00→05/06	←	☐; → 04/06		24.3481-1783.5	240591	Ø 48 - Halter	
2.0 DI (F_E_, F_F_)	63	08/00→05/06	←	☐; → 04/06		24.3481-1784.5	240592	Ø 48 - Halter	
2.0 DI (F_E_, F_F_)	74	08/00→05/06	←	☐; → 04/06		24.3481-1784.5	240592	Ø 48 - Halter	
2.0 TDCi (F_E_, F_F_)	92	08/02→05/06	→	→ 04/06	2	24.5294-0463.3	331032	L= 463	
2.3 16V (F_A_, F_B_, F_C_, F_D_)	107	04/01→05/06	→	→ 04/06	2	24.5294-0463.3	331032	L= 463	
2.4 DI (F_A_, F_B_, F_C_, F_D_)	55	01/00→05/06	→	→ 04/06	2	24.5294-0463.3	331032	L= 463	
2.4 DI (F_A_, F_B_, F_C_, F_D_)	66	01/00→05/06	→	→ 04/06	2	24.5294-0463.3	331032	L= 463	
2.4 DI (F_A_, F_B_, F_C_, F_D_)	88	01/00→05/06	→	→ 04/06	2	24.5294-0463.3	331032	L= 463	
2.4 TDCi	101	03/04→05/06	→	→ 04/06	2	24.5294-0463.3	331032	L= 463	
2.4 TDE	85	03/04→05/06	→	→ 04/06	2	24.5294-0463.3	331032	L= 463	
2.3 BiFuel	105	03/01→03/06	←	☐		24.3481-1783.5	240591	Ø 48 - Halter	
			←	☐		24.3481-1784.5	240592	Ø 48 - Halter	
2.4 TDE	92	07/01→05/06	←	☐; 11/01→ 04/06		24.3481-1783.5	240591	Ø 48 - Halter	
			←	☐; 11/01→ 04/06		24.3481-1784.5	240592	Ø 48 - Halter	
 <b>Bremsschlauch</b>									
2.0 DI (F_E_, F_F_)	55	08/00→05/06	←	☐; → 04/06		24.5299-0449.3	331039	L= 449	
2.0 DI (F_E_, F_F_)	63	08/00→05/06	←	☐; → 04/06		24.5299-0452.3	331040	L= 452	
2.0 DI (F_E_, F_F_)	74	08/00→05/06	←	☐; → 04/06		24.5299-0452.3	331040	L= 452	
2.0 TDCi (F_E_, F_F_)	92	08/02→05/06	→	→ 04/06	2	24.5294-0463.3	331032	L= 463	
2.3 16V (F_A_, F_B_, F_C_, F_D_)	107	04/01→05/06	→	→ 04/06	2	24.5294-0463.3	331032	L= 463	
2.4 DI (F_A_, F_B_, F_C_, F_D_)	55	01/00→05/06	→	→ 04/06	2	24.5294-0463.3	331032	L= 463	
2.4 DI (F_A_, F_B_, F_C_, F_D_)	66	01/00→05/06	→	→ 04/06	2	24.5294-0463.3	331032	L= 463	
2.4 DI (F_A_, F_B_, F_C_, F_D_)	88	01/00→05/06	→	→ 04/06	2	24.5294-0463.3	331032	L= 463	
2.4 TDCi	101	03/04→05/06	→	→ 04/06	2	24.5294-0463.3	331032	L= 463	
2.4 TDE	85	03/04→05/06	→	→ 04/06	2	24.5294-0463.3	331032	L= 463	
2.3 BiFuel	105	03/01→03/06	←	☐		24.5299-0449.3	331039	L= 449	
			←	☐		24.5299-0452.3	331040	L= 452	











	kw					! #		
<b>FORD - TRANSIT Pritsche/Fahrgestell (FM_ , FN_ ) 01/00→05/06</b>								
 <b>Bremsschlauch</b>								
2.3 BiFuel	105	03/01→03/06	→			2	24.5294-0463.3 331032	L= 463
2.4 TDE	92	07/01→05/06	←	☐; 11/01→ 04/06			24.5299-0449.3 331039	L= 449
			←	☐; 11/01→ 04/06			24.5299-0452.3 331040	L= 452
			→	11/01→ 04/06	2	24.5294-0463.3 331032	L= 463	
<b>FORD - TRANSIT TOURNEO 08/94→12/00</b>								
 <b>Bremssattel</b>								
2.0	84	11/94→12/00	←	☐; 09/95→ 03/00; passend für Felgengröße [Zoll]: 15			24.3421-1709.5 240697	TRW Ø 42 - Halter
			←	☐; 09/95→ 03/00; passend für Felgengröße [Zoll]: 15			24.3421-1710.5 240698	TRW Ø 42 - Halter
2.4 D	55	08/94→06/00	←	☐; → 03/00; passend für Felgengröße [Zoll]: 15			24.3421-1709.5 240697	TRW Ø 42 - Halter
2.5 DI	51	11/94→12/00	←	☐; → 03/00; passend für Felgengröße [Zoll]: 15			24.3421-1710.5 240698	TRW Ø 42 - Halter
2.5 DI	56	11/94→12/00						
2.5 TD	74	04/98→12/00						
2.5 TD	63	11/94→12/00	←	☐; 01/95→ 03/00; passend für Felgengröße [Zoll]: 15			24.3421-1709.5 240697	TRW Ø 42 - Halter
			←	☐; 01/95→ 03/00; passend für Felgengröße [Zoll]: 15			24.3421-1710.5 240698	TRW Ø 42 - Halter
 <b>Bremsschlauch</b>								
2.0	84	11/94→12/00	←	☐; 09/95→ 03/00			24.5236-0429.3 330586	L= 429
			←	☐; 09/95→ 03/00			24.5236-0430.3 330587	L= 429
			→	09/95→ 03/00; X-Bremskreisaufteilung (Diagonale Aufteilung)	2	24.5245-0398.3 331188	L= 398	
			→	09/95→ 03/00; HH-Bremskreisaufteilung (VA+HA/VA +HA)	2	24.5245-0405.3 330686	L= 405	
2.5 DI	51	11/94→12/00	←	☐; → 03/00			24.5236-0429.3 330586	L= 429
2.5 DI	56	11/94→12/00						
2.5 TD	74	04/98→12/00						
2.5 TD	63	11/94→12/00	→	→ 03/00; HH-Bremskreisaufteilung (VA+HA/VA +HA)	2	24.5245-0405.3 330686	L= 405	
			←	☐; 01/95→ 03/00			24.5236-0429.3 330586	L= 429
2.5 TD	63	11/94→12/00	←	☐; 01/95→ 03/00			24.5236-0430.3 330587	L= 429
			→	01/95→ 03/00; X-Bremskreisaufteilung (Diagonale Aufteilung)	2	24.5245-0398.3 331188	L= 398	
			→	01/95→ 03/00; HH-Bremskreisaufteilung (VA+HA/VA +HA)	2	24.5245-0405.3 330686	L= 405	
			←	☐; 01/95→ 03/00			24.5236-0430.3 330587	L= 429
<b>FORD - TRANSIT TOURNEO 07/06→08/14</b>								
 <b>Bremsschlauch</b>								
2.2 TDCi	81	07/06→08/14	←	→ 04/14		2	24.5141-0320.3 330949	L= 320
2.2 TDCi	85	10/08→08/14	→	→ 04/14; für Einfachbereifung		2	24.5124-0252.3 331218	L= 252
2.2 TDCi	96	07/06→08/14						
2.2 TDCi	103	10/07→08/14						
<b>HONDA - ACCORD V (CC, CD) 06/92→12/97</b>								
 <b>Bremssattel</b>								
2.0 i	85	03/93→01/96	←	☐; → 12/95; Vollautomatik			24.3571-1785.5 240764	Ø 57 - Halter
2.0 i S	96	03/93→01/96	←	☐; → 12/95; Vollautomatik			24.3571-1786.5 240765	Ø 57 - Halter
2.3 i SR	116	03/93→01/96	←	☐; → 12/95			24.3571-1785.5 240764	Ø 57 - Halter
			←	☐; → 12/95			24.3571-1786.5 240765	Ø 57 - Halter
<b>HONDA - ACCORD V (CE, CF_) 09/95→10/98</b>								
 <b>Bremssattel</b>								
1.9 i (CE7)	85	02/96→10/98	←	☐; → 09/98; Vollautomatik			24.3571-1785.5 240764	Ø 57 - Halter
2.0 i LS (CE8)	96	02/96→10/98	←	☐; → 09/98; Vollautomatik			24.3571-1786.5 240765	Ø 57 - Halter
2.2 i VTEC (CE9)	110	02/96→10/98	←	☐; → 09/98			24.3571-1785.5 240764	Ø 57 - Halter
↓								



















































	kw					! #		
<b>HONDA - ACCORD V (CE, CF_) 09/95→10/98</b>								
 <b>Bremssattel</b>								
2.2 i VTEC (CE9)	110	02/96→10/98	←	☐; → 09/98		24.3571-1786.5	240765	Ø 57 - Halter
<b>HONDA - ACCORD VI (CK, CG, CH, CF8) 03/97→12/03</b>								
 <b>Bremssattel</b>								
1.8 i (CG8)	100	10/98→12/02	→	☐		24.3384-1749.5	240345	TRW Ø 38 - Halter
2.0 i (CG9)	108	10/98→01/01						
2.2 Type-R (CH1)	156	02/99→12/02	→	☐		24.3384-1750.5	240346	TRW Ø 38 - Halter
2.0 Turbo DI (CH2)	77	02/99→12/02	→	☐; → 10/00		24.3384-1749.5	240345	TRW Ø 38 - Halter
			→	☐; → 10/00		24.3384-1750.5	240346	TRW Ø 38 - Halter
2.3 (CL3)	113	01/01→06/03	→	☐; → 12/02		24.3384-1749.5	240345	TRW Ø 38 - Halter
			→	☐; → 12/02		24.3384-1750.5	240346	TRW Ø 38 - Halter
 <b>Bremsschlauch</b>								
1.6 i (CG7)	85	10/98→12/02	←	☐		24.5287-0451.3	331010	L= 451 + Halter
1.6 LS (CG7)	79	10/98→12/02						
1.8 i (CG8)	100	10/98→12/02	←	☐		24.5287-0452.3	331011	L= 451 + Halter
2.0 i (CG9)	108	10/98→01/01						
2.2 Type-R (CH1)	156	02/99→12/02						
2.0 Turbo DI (CH2)	77	02/99→12/02	←	☐; → 10/00		24.5287-0451.3	331010	L= 451 + Halter
			←	☐; → 10/00		24.5287-0452.3	331011	L= 451 + Halter
2.3 (CL3)	113	01/01→06/03	←	☐; → 12/02		24.5287-0451.3	331010	L= 451 + Halter
			←	☐; → 12/02		24.5287-0452.3	331011	L= 451 + Halter
<b>HONDA - ACCORD VI Hatchback (CH, CL) 12/99→12/02</b>								
 <b>Bremssattel</b>								
1.8 i (CH6)	100	12/99→12/02	→	☐		24.3384-1749.5	240345	TRW Ø 38 - Halter
2.0 TDi (CH8)	77	12/99→10/00	→	☐		24.3384-1750.5	240346	TRW Ø 38 - Halter
2.0 (CH7)	108	12/99→12/02	→	☐; → 01/01		24.3384-1749.5	240345	TRW Ø 38 - Halter
			→	☐; → 01/01		24.3384-1750.5	240346	TRW Ø 38 - Halter
2.3 (CL4)	113	11/00→12/02	→	☐; 01/01→		24.3384-1749.5	240345	TRW Ø 38 - Halter
			→	☐; 01/01→		24.3384-1750.5	240346	TRW Ø 38 - Halter
 <b>Bremsschlauch</b>								
1.6 (CH5)	85	12/99→12/02	←	☐		24.5287-0451.3	331010	L= 451 + Halter
1.8 i (CH6)	100	12/99→12/02						
2.0 TDi (CH8)	77	12/99→10/00	←	☐		24.5287-0452.3	331011	L= 451 + Halter
2.0 (CH7)	108	12/99→12/02	←	☐; → 01/01		24.5287-0451.3	331010	L= 451 + Halter
			←	☐; → 01/01		24.5287-0452.3	331011	L= 451 + Halter
2.3 (CL4)	113	11/00→12/02	←	☐; 01/01→		24.5287-0451.3	331010	L= 451 + Halter
			←	☐; 01/01→		24.5287-0452.3	331011	L= 451 + Halter
<b>HONDA - ACCORD VII (CL, CN) 01/03→09/12</b>								
 <b>Bremssattel</b>								
2.0 (CL7)	114	02/03→05/08	→	☐		24.3384-1749.5	240345	TRW Ø 38 - Halter
2.0 Allrad (CL8)	114	02/03→05/08						
2.2 i-CTDi (CN1)	103	01/04→05/08	→	☐		24.3384-1750.5	240346	TRW Ø 38 - Halter
2.4 (CL9)	140	02/03→05/08						
<b>Feder, Bremssattel</b>								
2.0 (CL7)	114	02/03→05/08			2	11.8116-0356.1	390586	ATE
2.0 Allrad (CL8)	114	02/03→05/08						
2.4 (CL9)	140	02/03→05/08						
<b>Führungshülzensatz, Bremssattel</b>								
2.0 (CL7)	114	02/03→05/08	←			11.0101-5407.2	260011	ATE
2.0 Allrad (CL8)	114	02/03→05/08						
2.4 (CL9)	140	02/03→05/08						
<b>Führungsbolzen, Bremssattel</b>								
2.0 (CL7)	114	02/03→05/08				11.8171-0008.1	990049	ATE
2.0 Allrad (CL8)	114	02/03→05/08						
2.4 (CL9)	140	02/03→05/08						
 <b>Bremsschlauch</b>								
2.0 (CL7)	114	02/03→05/08	←	☐		24.5270-0456.3	330996	L= 456 + Halter
2.0 Allrad (CL8)	114	02/03→05/08						














	kw			 	! #		
<b>HONDA - ACCORD VII (CL, CN) 01/03→09/12</b>							
 <b>Bremsschlauch</b>							
2.2 i-CTDi (CN1) 2.4 (CL9)	103 140	01/04→05/08 02/03→05/08	←	<input type="checkbox"/>		24.5270-0457.3 330997	L= 456 + Halter
			→	<input type="checkbox"/>		24.5270-0461.3 330998	L= 461
			→	<input type="checkbox"/>		24.5270-0462.3 330999	L= 461
<b>HONDA - ACCORD VII (CM) 09/02→05/08</b>							
 <b>Bremssattel</b>							
2.4 Vtec E (CM5)	118	09/02→12/05	→	<input type="checkbox"/>	02/03→ 09/05	24.3384-1749.5 240345	TRW Ø 38 - Halter
			→	<input type="checkbox"/>	02/03→ 09/05	24.3384-1750.5 240346	TRW Ø 38 - Halter
<b>Feder, Bremssattel</b>							
2.4 Vtec E (CM5)	118	09/02→12/05			02/03→ 09/05	2 11.8116-0356.1 390586	ATE
<b>Führungshülzensatz, Bremssattel</b>							
2.4 Vtec E (CM5)	118	09/02→12/05	←		02/03→ 09/05	11.0101-5407.2 260011	ATE
<b>Führungsbolzen, Bremssattel</b>							
2.4 Vtec E (CM5)	118	09/02→12/05			02/03→ 09/05	11.8171-0008.1 990049	ATE
 <b>Bremsschlauch</b>							
2.4 Vtec E (CM5)	118	09/02→12/05	←	<input type="checkbox"/>	02/03→ 09/05	24.5270-0456.3 330996	L= 456 + Halter
			←	<input type="checkbox"/>	02/03→ 09/05	24.5270-0457.3 330997	L= 456 + Halter
			→	<input type="checkbox"/>	02/03→ 09/05	24.5270-0461.3 330998	L= 461
			→	<input type="checkbox"/>	02/03→ 09/05	24.5270-0462.3 330999	L= 461
<b>HONDA - ACCORD VII Tourer (CM, CN) 04/03→05/08</b>							
 <b>Bremssattel</b>							
2.0 (CM1) 2.2 i-CTDi (CN2) 2.4 (CM2) 2.4 Vtec T	114 103 140 147	04/03→05/08 01/04→05/08 04/03→05/08 09/03→05/08	→	<input type="checkbox"/>		24.3384-1749.5 240345	TRW Ø 38 - Halter
			→	<input type="checkbox"/>		24.3384-1750.5 240346	TRW Ø 38 - Halter
<b>Feder, Bremssattel</b>							
2.0 (CM1) 2.2 i-CTDi (CN2) 2.4 (CM2) 2.4 Vtec T	114 103 140 147	04/03→05/08 01/04→05/08 04/03→05/08 09/03→05/08				2 11.8116-0356.1 390586	ATE
<b>Führungshülzensatz, Bremssattel</b>							
2.0 (CM1) 2.2 i-CTDi (CN2) 2.4 (CM2) 2.4 Vtec T	114 103 140 147	04/03→05/08 01/04→05/08 04/03→05/08 09/03→05/08	←			11.0101-5407.2 260011	ATE
<b>Führungsbolzen, Bremssattel</b>							
2.0 (CM1) 2.2 i-CTDi (CN2) 2.4 (CM2) 2.4 Vtec T	114 103 140 147	04/03→05/08 01/04→05/08 04/03→05/08 09/03→05/08				11.8171-0008.1 990049	ATE
 <b>Bremsschlauch</b>							
2.0 (CM1) 2.2 i-CTDi (CN2) 2.4 (CM2) 2.4 Vtec T	114 103 140 147	04/03→05/08 01/04→05/08 04/03→05/08 09/03→05/08	←	<input type="checkbox"/>		24.5270-0456.3 330996	L= 456 + Halter
			←	<input type="checkbox"/>		24.5270-0457.3 330997	L= 456 + Halter
			→	<input type="checkbox"/>		24.5270-0461.3 330998	L= 461
			→	<input type="checkbox"/>		24.5270-0462.3 330999	L= 461
<b>HONDA - ACCORD VIII (CU) 04/08→</b>							
 <b>Bremssattel</b>							
2.0 i (CU1)	115	06/08→06/15	→	<input type="checkbox"/>	07/08→; Vollautomatik	24.3381-1707.7 220831	NIS Ø 38 + Halter
			→	<input type="checkbox"/>	07/08→; Vollautomatik	24.3381-1708.7 220832	NIS Ø 38 + Halter
2.4 i (CU2)	148	07/08→06/15	→	<input type="checkbox"/>	Vollautomatik	24.3381-1707.7 220831	NIS Ø 38 + Halter
			→	<input type="checkbox"/>	Vollautomatik	24.3381-1708.7 220832	NIS Ø 38 + Halter
 <b>Bremsschlauch</b>							
2.0 i (CU1)	115	06/08→06/15	←	<input type="checkbox"/>	07/08→	24.5270-0496.3 331469	L= 496 + Zub
			←	<input type="checkbox"/>	07/08→	24.5270-0497.3 331470	L= 496 + Zub













	kw			 	! #		
<b>HONDA - ACCORD VIII (CU) 04/08→</b>							
 <b>Bremsschlauch</b>							
2.0 i (CU1)	115	06/08→06/15	→	☐; 07/08→	24.5270-0475.3	331467	L= 476 + Zub
			→	☐; 07/08→	24.5270-0476.3	331468	L= 476 + Zub
2.2 i-DTEC (CU3)	110	07/08→06/15	←	☐	24.5270-0496.3	331469	L= 496 + Zub
2.2 i-DTEC (CU3)	132	07/08→06/15	←	☐	24.5270-0497.3	331470	L= 496 + Zub
2.4 i (CU2)	148	07/08→06/15	→	☐	24.5270-0475.3	331467	L= 476 + Zub
			→	☐	24.5270-0476.3	331468	L= 476 + Zub
<b>HONDA - ACCORD VIII TOURER (CW) 07/08→</b>							
 <b>Bremssattel</b>							
2.0 i (CW1)	115	07/08→	→	☐; → 06/15; Vollautomatik	24.3381-1707.7	220831	NIS Ø 38 + Halter
2.2 i-DTEC (CW3)	110	07/08→	→	☐; → 06/15; Vollautomatik	24.3381-1708.7	220832	NIS Ø 38 + Halter
 <b>Bremsschlauch</b>							
2.0 i	110	07/08→	←	☐; → 06/15	24.5270-0496.3	331469	L= 496 + Zub
2.0 i (CW1)	115	07/08→	←	☐; → 06/15	24.5270-0497.3	331470	L= 496 + Zub
2.2 i-DTEC (CW3)	110	07/08→	←	☐; → 06/15	24.5270-0497.3	331470	L= 496 + Zub
2.2 i-DTEC (CW3)	132	07/08→	→	☐; → 06/15	24.5270-0475.3	331467	L= 476 + Zub
2.4 i (CW2)	148	07/08→	→	☐; → 06/15	24.5270-0476.3	331468	L= 476 + Zub
<b>HONDA - ACCORD IX Stufenheck (CR) 09/12→</b>							
 <b>Bremssattel</b>							
2.4	129	11/13→	→	☐	24.3381-1707.7	220831	NIS Ø 38 + Halter
2.4	132	07/14→	→	☐	24.3381-1708.7	220832	NIS Ø 38 + Halter
2.4	141	09/12→	→	☐	24.3381-1708.7	220832	NIS Ø 38 + Halter
 <b>Bremsschlauch</b>							
2.4	129	11/13→	←	☐	24.5270-0496.3	331469	L= 496 + Zub
2.4	132	07/14→	←	☐	24.5270-0497.3	331470	L= 496 + Zub
2.4	141	09/12→	→	☐	24.5270-0475.3	331467	L= 476 + Zub
			→	☐	24.5270-0476.3	331468	L= 476 + Zub
<b>HONDA - CITY Stufenheck (GM2, GM3) 09/08→</b>							
 <b>Bremssattel</b>							
1.4 i-V TEC	73	09/08→	←	☐; → 11/13	24.3511-1717.7	220887	Ø 51 - Halter
			←	☐; → 11/13	24.3511-1718.7	220888	Ø 51 - Halter
			→	☐; → 11/13	24.3304-1713.7	220885	Ø 30 - Halter
			→	☐; → 11/13	24.3304-1714.7	220886	Ø 30 - Halter
 <b>Bremsschlauch</b>							
1.4 i-V TEC	73	09/08→	←	☐; → 11/13	24.5268-0495.3	330933	L= 495
			←	☐; → 11/13	24.5268-0496.3	330934	L= 495
			→	☐; → 11/13	24.5297-0272.3	331036	L= 272,5
			→	☐; → 11/13	24.5297-0332.3	331037	L= 332,5
<b>HONDA - CIVIC VI Aerodeck (MB, MC) 04/98→02/01</b>							
 <b>Bremssattel</b>							
1.4 16V (MB8)	55	04/98→02/01	←	☐	24.3541-1813.5	240381	TRW Ø 54 - Halter
1.4 16V (MB8)	66	04/98→02/01	←	☐	24.3541-1814.5	240382	TRW Ø 54 - Halter
			→	☐; + ABS	24.3304-1701.5	240113	TRW Ø 30 - Halter
			→	☐; + ABS	24.3304-1702.5	240114	TRW Ø 30 - Halter
1.5 16V (MB9)	84	04/98→02/01	←	☐	24.3541-1813.5	240381	TRW Ø 54 - Halter
1.6 16V (MC1)	85	04/98→02/01	←	☐	24.3541-1814.5	240382	TRW Ø 54 - Halter
1.6 16V (MC1)	92	04/98→02/01	←	☐	24.3541-1814.5	240382	TRW Ø 54 - Halter
1.8 16V (MC2)	124	04/98→02/01	←	☐	24.3571-1785.5	240764	Ø 57 - Halter
			←	☐	24.3571-1786.5	240765	Ø 57 - Halter
2.0 i D (MC3)	74	04/98→02/01	←	☐	24.3541-1813.5	240381	TRW Ø 54 - Halter
2.0 i D (MC3)	77	04/98→02/01	←	☐	24.3541-1814.5	240382	TRW Ø 54 - Halter
			→	☐	24.3304-1701.5	240113	TRW Ø 30 - Halter
			→	☐	24.3304-1702.5	240114	TRW Ø 30 - Halter




























	kw			 	! #		
<b>HONDA - CIVIC VI Coupe (EJ, EM1) 03/96→12/00</b>							
 <b>Bremssattel</b>							
1.6 1.6 i	79 77	05/96→04/99 03/96→03/00	←	☐		24.3511-1709.5 240333	Ø 51 - Halter
			←	☐		24.3511-1710.5 240334	Ø 51 - Halter
1.6 i Vtec	118	04/99→12/00	←	☐		24.3541-1805.5 240323	Ø 54 - Halter
			←	☐		24.3541-1806.5 240324	Ø 54 - Halter
			→	☐		24.3304-1711.5 240395	Ø 30 - Halter
			→	☐		24.3304-1712.5 240396	Ø 30 - Halter
1.6 i Vtec (EM1)	92	03/96→03/00	←	☐		24.3541-1805.5 240323	Ø 54 - Halter
			←	☐		24.3541-1806.5 240324	Ø 54 - Halter
<b>HONDA - CIVIC VI Fastback (MA, MB) 09/94→02/01</b>							
 <b>Bremssattel</b>							
1.4 i (MA8, MB2)	55	09/95→02/01	←	☐; 01/97→		24.3541-1813.5 240381	TRW Ø 54 - Halter
			←	☐; 01/97→		24.3541-1814.5 240382	TRW Ø 54 - Halter
			→	☐; 01/97→		24.3304-1701.5 240113	TRW Ø 30 - Halter
			→	☐; 01/97→		24.3304-1702.5 240114	TRW Ø 30 - Halter
1.4 i (MA8, MB2) 1.5 i Vtec-E (MA9)	66 66	06/95→02/01 09/94→01/97	←	☐; → 12/96		24.3541-1813.5 240381	TRW Ø 54 - Halter
			←	☐; → 12/96		24.3541-1814.5 240382	TRW Ø 54 - Halter
			→	☐; → 12/96; + ABS		24.3304-1701.5 240113	TRW Ø 30 - Halter
			→	☐; → 12/96; + ABS		24.3304-1702.5 240114	TRW Ø 30 - Halter
1.5 16V (MB3) 1.6 16V (MB4) 1.6 VTi	84 85 118	01/97→02/01 01/97→02/01 01/97→02/01	←	☐		24.3541-1813.5 240381	TRW Ø 54 - Halter
			←	☐		24.3541-1814.5 240382	TRW Ø 54 - Halter
2.0 i TD (MB7) 2.0 TDiC (MB7) 2.0 TDiC (MB7)	63 74 77	01/97→02/01 11/98→10/00 11/98→10/00	→	☐		24.3304-1701.5 240113	TRW Ø 30 - Halter
			→	☐		24.3304-1702.5 240114	TRW Ø 30 - Halter
1.6	92	11/98→10/00	←	☐		24.3541-1813.5 240381	TRW Ø 54 - Halter
			←	☐		24.3541-1814.5 240382	TRW Ø 54 - Halter
1.6 i (MB1) 1.6 i Vtec (MB1)	83 93	09/94→01/97 09/94→01/97	←	☐; → 12/96		24.3541-1813.5 240381	TRW Ø 54 - Halter
			←	☐; → 12/96		24.3541-1814.5 240382	TRW Ø 54 - Halter
			→	☐; → 12/96		24.3304-1701.5 240113	TRW Ø 30 - Halter
			→	☐; → 12/96		24.3304-1702.5 240114	TRW Ø 30 - Halter
1.8 16V (MB6)	124	01/97→02/01	←	☐		24.3571-1785.5 240764	Ø 57 - Halter
			←	☐		24.3571-1786.5 240765	Ø 57 - Halter
<b>Zubehörsatz, Bremssattel</b>							
1.4 i (MA8, MB2) 1.5 i Vtec-E (MA9)	66 66	06/95→02/01 09/94→01/97	→	→ 12/96; + ABS		24.0101-3004.2 260042	TRW
1.6 i (MB1) 1.6 i Vtec (MB1)	83 93	09/94→01/97 09/94→01/97	→	→ 12/96		24.0101-3004.2 260042	TRW
<b>HONDA - CIVIC VI Hatchback (EJ, EK) 10/95→02/01</b>							
 <b>Bremssattel</b>							
1.4 i (EJ9)	55	11/95→02/01	←	☐; → 01/01; - ABS		24.3511-1709.5 240333	Ø 51 - Halter
			←	☐; → 01/01; - ABS		24.3511-1710.5 240334	Ø 51 - Halter
			←	☐; → 01/01; + ABS		24.3541-1805.5 240323	Ø 54 - Halter
			←	☐; → 01/01; + ABS		24.3541-1806.5 240324	Ø 54 - Halter
			→	☐; → 10/98; + ABS		24.3304-1701.5 240113	TRW Ø 30 - Halter
			→	☐; → 10/98; + ABS		24.3304-1702.5 240114	TRW Ø 30 - Halter
1.4 i S (EJ9) 1.4 LPG	66 66	11/95→02/01 01/97→02/01	←	☐; → 01/01; - ABS		24.3511-1709.5 240333	Ø 51 - Halter
			←	☐; → 01/01; - ABS		24.3511-1710.5 240334	Ø 51 - Halter
			←	☐; → 01/01; + ABS		24.3541-1805.5 240323	Ø 54 - Halter
			←	☐; → 01/01; + ABS		24.3541-1806.5 240324	Ø 54 - Halter
1.5 1.6	66 92	11/95→12/96 11/98→10/00	←	☐		24.3541-1805.5 240323	Ø 54 - Halter
			←	☐		24.3541-1806.5 240324	Ø 54 - Halter
			→	☐		24.3304-1711.5 240395	Ø 30 - Halter
			→	☐		24.3304-1712.5 240396	Ø 30 - Halter
1.5 i (EK3) 1.6 i (EK1) ↓	84 84	11/95→02/01 11/95→02/01	←	☐; → 01/01		24.3541-1805.5 240323	Ø 54 - Halter

	kw			 	! #			
<b>HONDA - CIVIC VI Hatchback (EJ, EK) 10/95→02/01</b>								
 <b>Bremssattel</b>								
1.6 VTi (EK4)	118	11/95→02/01	←	 ; → 01/01	24.3541-1806.5	240324	Ø 54 - Halter	
			→	 ; → 01/01	24.3304-1711.5	240395	Ø 30 - Halter	
			→	 ; → 01/01	24.3304-1712.5	240396	Ø 30 - Halter	
1.6	93	10/95→09/00	←	 ; 01/96→	24.3541-1805.5	240323	Ø 54 - Halter	
			←	 ; 01/96→	24.3541-1806.5	240324	Ø 54 - Halter	
2.0 TDiC	77	11/98→10/00	←		24.3541-1813.5	240381	TRW Ø 54 - Halter	
			←		24.3541-1814.5	240382	TRW Ø 54 - Halter	
			→		24.3304-1701.5	240113	TRW Ø 30 - Halter	
			→		24.3304-1702.5	240114	TRW Ø 30 - Halter	
<b>HONDA - CIVIC VI Stufenheck (EJ, EK) 06/95→03/01</b>								
 <b>Bremssattel</b>								
1.4	55	11/95→10/98	←	 ; - ABS	24.3511-1709.5	240333	Ø 51 - Halter	
			←	 ; - ABS	24.3511-1710.5	240334	Ø 51 - Halter	
			←	 ; + ABS	24.3541-1805.5	240323	Ø 54 - Halter	
			←	 ; + ABS	24.3541-1806.5	240324	Ø 54 - Halter	
			→	 ; + ABS	24.3304-1701.5	240113	TRW Ø 30 - Halter	
			→	 ; + ABS	24.3304-1702.5	240114	TRW Ø 30 - Halter	
1.4 i (EJ9)	66	11/95→02/01	←	 ; → 01/01; - ABS	24.3511-1709.5	240333	Ø 51 - Halter	
			←	 ; → 01/01; - ABS	24.3511-1710.5	240334	Ø 51 - Halter	
			←	 ; → 01/01; + ABS	24.3541-1805.5	240323	Ø 54 - Halter	
			←	 ; → 01/01; + ABS	24.3541-1806.5	240324	Ø 54 - Halter	
1.5 i (EK3) 1.6 i Vtec 1.6 VTi (EK4)	84	11/95→02/01	←	 ; → 01/01	24.3541-1805.5	240323	Ø 54 - Halter	
	92	11/95→02/01	←	 ; → 01/01	24.3541-1806.5	240324	Ø 54 - Halter	
	118	11/95→02/01	→	 ; → 01/01	24.3304-1711.5	240395	Ø 30 - Halter	
			→	 ; → 01/01	24.3304-1712.5	240396	Ø 30 - Halter	
<b>HONDA - CIVIC VII Coupe (EM2) 02/01→12/05</b>								
 <b>Bremssattel</b>								
1.6 i	81	02/01→12/05	←	 ; → 10/04	24.3541-1733.7	220705	NIS Ø 54 - Halter	
			←	 ; → 10/04	24.3541-1734.7	220706	NIS Ø 54 - Halter	
			←		24.3541-1825.7	220721	TRW Ø 54 - Halter	
			←		24.3541-1826.7	220722	TRW Ø 54 - Halter	
1.7 i 1.7 i VTEC	88	05/01→12/05	←	 ; → 10/04	24.3541-1733.7	220705	NIS Ø 54 - Halter	
	92	05/01→12/05	←	 ; → 10/04	24.3541-1734.7	220706	NIS Ø 54 - Halter	
 <b>Bremsschlauch</b>								
1.6 i	81	02/01→12/05	→		2	24.5289-0277.3	331013	L= 277,5
<b>HONDA - CIVIC VII Hatchback (EU, EP, EV) 03/99→02/06</b>								
 <b>Bremssattel</b>								
1.4 i 1.6 i	55	02/01→09/05	←		24.3541-1733.7	220705	NIS Ø 54 - Halter	
	81	02/01→09/05	←		24.3541-1734.7	220706	NIS Ø 54 - Halter	
1.4 iS (EP1)	66	02/01→09/05	←		24.3541-1825.7	220721	TRW Ø 54 - Halter	
			←		24.3541-1826.7	220722	TRW Ø 54 - Halter	
1.7 CTDi	74	01/02→09/05	←		24.3541-1733.7	220705	NIS Ø 54 - Halter	
			←		24.3541-1825.7	220721	TRW Ø 54 - Halter	
			←		24.3541-1734.7	220706	NIS Ø 54 - Halter	
			←		24.3541-1826.7	220722	TRW Ø 54 - Halter	
 <b>Bremsschlauch</b>								
1.4 i 1.4 iS (EP1) 1.6 i	55 66 81	02/01→09/05 02/01→09/05 02/01→09/05	→		2	24.5289-0277.3	331013	L= 277,5
















	kw					! #		
<b>HONDA - CIVIC VII Stufenheck (ES, ET) 10/00→04/06</b>								
 <b>Bremssattel</b>								
1.3 IMA (ED9, ES9)	61	10/03→09/05	←	☐; 01/04→		24.3541-1733.7	220705	NIS Ø 54 - Halter
			←	☐; 01/04→		24.3541-1734.7	220706	NIS Ø 54 - Halter
1.4 (ES4)	66	12/00→09/05	←	☐; 02/01→		24.3541-1733.7	220705	NIS Ø 54 - Halter
			←	☐; 02/01→		24.3541-1734.7	220706	NIS Ø 54 - Halter
1.6	81	02/01→09/05	←	☐		24.3541-1733.7	220705	NIS Ø 54 - Halter
			←	☐		24.3541-1734.7	220706	NIS Ø 54 - Halter
 <b>Bremsschlauch</b>								
1.4 (ES4)	66	12/00→09/05	→	02/01→	2	24.5289-0277.3	331013	L= 277,5
1.6	81	02/01→09/05	→		2	24.5289-0277.3	331013	L= 277,5
<b>HONDA - CIVIC VIII Hatchback (FN, FK) 09/05→</b>								
 <b>Bremsschlauch</b>								
1.4 (FK1, FN4)	73	10/08→	←	☐; → 12/12		24.5270-0515.3	331145	L= 515
1.4 (FK1)	61	09/05→	←	☐; 01/06→ 01/12		24.5268-0510.3	331143	L= 510
			←	☐; 01/06→ 01/12		24.5268-0511.3	331144	L= 510
			→	☐; 01/06→ 01/12		24.5270-0200.3	331247	L= 200 L2= 290
			→	☐; 01/06→ 01/12		24.5270-0201.3	331248	L= 200 L2= 230
1.8 (FN1, FK2)	103	09/05→	←	☐; 01/06→ 12/12		24.5268-0510.3	331143	L= 510
			←	☐; 01/06→ 12/12		24.5268-0511.3	331144	L= 510
			→	☐; 01/06→ 12/12		24.5270-0200.3	331247	L= 200 L2= 290
			→	☐; 01/06→ 12/12		24.5270-0201.3	331248	L= 200 L2= 230
2.0 i-VTEC Type R (FN2)	177	03/10→12/10	←	☐		24.5268-0560.3	331345	L= 560
			←	☐		24.5268-0561.3	331346	L= 560
			→	☐		24.5270-0200.3	331247	L= 200 L2= 290
			→	☐		24.5270-0201.3	331248	L= 200 L2= 230
2.2 CTDi (FK3)	103	09/05→	←	☐; 01/06→ 12/12		24.5268-0560.3	331345	L= 560
			←	☐; 01/06→ 12/12		24.5268-0561.3	331346	L= 560
			→	☐; 01/06→ 12/12		24.5270-0200.3	331247	L= 200 L2= 290
			→	☐; 01/06→ 12/12		24.5270-0201.3	331248	L= 200 L2= 230
Type R (FN2)	148	09/06→	←	☐; → 12/12		24.5268-0560.3	331345	L= 560
			←	☐; → 12/12		24.5268-0561.3	331346	L= 560
			→	☐; → 12/12		24.5270-0200.3	331247	L= 200 L2= 290
			→	☐; → 12/12		24.5270-0201.3	331248	L= 200 L2= 230
<b>HONDA - CIVIC VIII Stufenheck (FD, FA) 09/05→</b>								
 <b>Bremssattel</b>								
1.3 Hybrid (FA3, FD3)	70	01/06→	←	☐; → 02/12		24.3541-1733.7	220705	NIS Ø 54 - Halter
			←	☐; → 02/12		24.3541-1734.7	220706	NIS Ø 54 - Halter
 <b>Bremsschlauch</b>								
1.3 Hybrid (FA3, FD3)	70	01/06→	→	→ 02/12	2	24.5289-0277.3	331013	L= 277,5
1.3 Hybrid (FD3)	85	01/10→02/12	←	☐		24.5270-0515.3	331145	L= 515
1.8 (FD1, FD7)	103	09/05→02/12						
1.6	84	09/05→	←	☐; → 12/12		24.5270-0515.3	331145	L= 515
1.6	92	09/05→						
1.8 EXS Flex	103	11/06→						
<b>HONDA - CONCERTO (HW, MA) 08/89→10/96</b>								
 <b>Bremssattel</b>								
1.5 i 16V	66	08/89→03/95	←	☐; 01/90→ 01/95		24.3541-1813.5	240381	TRW Ø 54 - Halter
			←	☐; 01/90→ 01/95		24.3541-1814.5	240382	TRW Ø 54 - Halter
1.6 16V	78	08/89→03/95	←	☐; 01/90→ 01/95		24.3541-1813.5	240381	TRW Ø 54 - Halter
1.6 i 16V	82	08/89→03/95	←	☐; 01/90→ 01/95		24.3541-1814.5	240382	TRW Ø 54 - Halter
1.6 i 16V	90	08/89→03/95	←	☐; 01/90→ 01/95		24.3541-1814.5	240382	TRW Ø 54 - Halter
			→	☐; 01/90→ 01/95		24.3304-1701.5	240113	TRW Ø 30 - Halter
			→	☐; 01/90→ 01/95		24.3304-1702.5	240114	TRW Ø 30 - Halter
↓								










	kw			 	! #		
<b>HONDA - CONCERTO (HW, MA) 08/89→10/96</b>							
<b>Zubehörsatz, Bremssattel</b>							
1.6 16V 1.6 i 16V 1.6 i 16V	78 82 90	08/89→03/95 08/89→03/95 08/89→03/95	➡	01/90→ 01/95		24.0101-3004.2 260042	TRW
<b>HONDA - CONCERTO Stufenheck (HWW) 08/89→05/95</b>							
 <b>Bremssattel</b>							
1.5 i 16V	66	08/89→05/95	←	☐; 01/90→ 01/95		24.3541-1813.5 240381	TRW Ø 54 - Halter
			←	☐; 01/90→ 01/95		24.3541-1814.5 240382	TRW Ø 54 - Halter
1.6 16V 1.6 i 16V 1.6 i 16V	78 82 90	08/89→03/95 08/89→03/95 08/89→03/95	←	☐; 01/90→ 01/95		24.3541-1813.5 240381	TRW Ø 54 - Halter
			←	☐; 01/90→ 01/95		24.3541-1814.5 240382	TRW Ø 54 - Halter
			➡	☐; 01/90→ 01/95		24.3304-1701.5 240113	TRW Ø 30 - Halter
			➡	☐; 01/90→ 01/95		24.3304-1702.5 240114	TRW Ø 30 - Halter
<b>Zubehörsatz, Bremssattel</b>							
1.6 16V 1.6 i 16V 1.6 i 16V	78 82 90	08/89→03/95 08/89→03/95 08/89→03/95	➡	01/90→ 01/95		24.0101-3004.2 260042	TRW
<b>HONDA - CR-V I (RD) 10/95→02/02</b>							
 <b>Bremsschlauch</b>							
2.0 (RD1)	98	04/99→02/02	←	☐		24.5287-0441.3 331008	L= 441 + Halter
			←	☐		24.5287-0442.3 331009	L= 441 + Halter
2.0 16V 4WD (RD1, RD3)	94	10/95→12/01	←	☐; 01/97→ 04/99		24.5287-0441.3 331008	L= 441 + Halter
			←	☐; 01/97→ 04/99		24.5287-0442.3 331009	L= 441 + Halter
2.0 16V 4WD (RD1, RD3)	108	01/99→02/02	←	☐; 04/99→		24.5287-0441.3 331008	L= 441 + Halter
			←	☐; 04/99→		24.5287-0442.3 331009	L= 441 + Halter
<b>HONDA - CR-V II (RD_) 09/01→03/07</b>							
 <b>Bremssattel</b>							
2.0 (RD4)	110	09/01→03/07	➡	☐; 07/02→ 12/04		24.3381-1707.7 220831	NIS Ø 38 + Halter
			➡	☐; 07/02→ 12/04		24.3381-1708.7 220832	NIS Ø 38 + Halter
2.4 Vtec 4WD (RD7)	118	09/01→09/06	➡	☐; 03/02→ 12/04		24.3381-1707.7 220831	NIS Ø 38 + Halter
			➡	☐; 03/02→ 12/04		24.3381-1708.7 220832	NIS Ø 38 + Halter
 <b>Bremsschlauch</b>							
2.0 (RD4)	110	09/01→03/07	←	☐; 07/02→ 09/06		24.5270-0581.3 331000	L= 581
			←	☐; 07/02→ 09/06		24.5270-0582.3 331001	L= 581
			➡	07/02→ 12/04	2	24.5270-0435.3 331134	L= 435
			➡	01/05→ 09/06	2	24.5270-0490.3 331079	L= 490
2.2 CTDi (RD9)	103	02/05→09/06	←	☐		24.5270-0581.3 331000	L= 581
			←	☐		24.5270-0582.3 331001	L= 581
			➡		2	24.5270-0490.3 331079	L= 490
2.4 Vtec 4WD (RD7)	118	09/01→09/06	←	☐; 03/02→		24.5270-0581.3 331000	L= 581
			←	☐; 03/02→		24.5270-0582.3 331001	L= 581
			➡	03/02→ 12/04	2	24.5270-0435.3 331134	L= 435
			➡	01/05→	2	24.5270-0450.3 331183	L= 450
<b>HONDA - CR-V III (RE_) 06/06→</b>							
 <b>Bremsschlauch</b>							
2.0 i 2.0 i 4WD (RE5) 2.2 i-CTDi 4WD (RE6) 2.2 i-DTEC 4WD (RE6) 2.4 2.4 i-Vtec 4WD 2.4 i-VTEC 4WD (RE7)	110 110 103 110 125 125 122	01/07→ 01/07→ 01/07→ 01/07→ 04/07→ 04/07→ 09/09→	←	☐; → 09/12		24.5270-0410.3 331181	L= 410
			←	☐; → 09/12		24.5270-0411.3 331182	L= 410
			➡	→ 09/12	2	24.5270-0450.3 331183	L= 450
2.4 4WD (RE4)	124	09/06→	←	☐; 09/07→ 09/12		24.5270-0410.3 331181	L= 410
			←	☐; 09/07→ 09/12		24.5270-0411.3 331182	L= 410
			➡	09/07→ 09/12	2	24.5270-0450.3 331183	L= 450
2.4 i-VTEC 4WD (RE4) ↓	118	10/06→	←	☐; 01/07→ 09/12		24.5270-0410.3 331181	L= 410













	kw			 	! #		
<b>HONDA - CR-V III (RE_) 06/06→</b>							
 <b>Bremsschlauch</b>							
2.4 i-VTEC 4WD (RE4)	118	10/06→	←	☐; 01/07→ 09/12		24.5270-0411.3 331182	L= 410
			→	01/07→ 09/12	2	24.5270-0450.3 331183	L= 450
<b>HONDA - CRX III (EH, EG) 03/92→12/98</b>							
 <b>Bremsattel</b>							
1.6 ESi (EH6)	92	03/92→12/98	←	☐		24.3541-1805.5 240323	Ø 54 - Halter
			←	☐		24.3541-1806.5 240324	Ø 54 - Halter
			→	☐; + ABS		24.3304-1711.5 240395	Ø 30 - Halter
			→	☐; + ABS		24.3304-1712.5 240396	Ø 30 - Halter
1.6 i VTi (EG2)	118	03/92→12/98	←	☐		24.3541-1805.5 240323	Ø 54 - Halter
			←	☐		24.3541-1806.5 240324	Ø 54 - Halter
			→	☐		24.3304-1711.5 240395	Ø 30 - Halter
			→	☐		24.3304-1712.5 240396	Ø 30 - Halter
<b>HONDA - INSIGHT (ZE_) 04/09→</b>							
 <b>Bremsschlauch</b>							
1.3 Hybrid (ZE2)	73	04/09→	←	☐; → 09/13		24.5175-0527.3 331390	L= 535
1.3 Hybrid (ZE28, ZE2)	65	04/09→	←	☐; → 09/13		24.5175-0528.3 331391	L= 535
<b>HONDA - JAZZ II (GD_, GE3, GE2) 06/01→12/08</b>							
 <b>Bremsattel</b>							
1.2 i-DSi (GD5, GE2)	57	03/02→07/08	←	☐; 01/04→		24.3511-1717.7 220887	Ø 51 - Halter
1.3 (GD1)	61	03/02→07/08	←	☐; 01/04→		24.3511-1718.7 220888	Ø 51 - Halter
			←	☐; → 12/03		24.3511-1719.7 220937	TRW Ø 51 - Halter
			←	☐; → 12/03		24.3511-1720.7 220938	TRW Ø 51 - Halter
			→	☐; 01/04→; + ABS		24.3304-1713.7 220885	Ø 30 - Halter
			→	☐; 01/04→; + ABS		24.3304-1714.7 220886	Ø 30 - Halter
1.3 iDSi	63	03/02→09/07	←	☐; 10/05→		24.3511-1717.7 220887	Ø 51 - Halter
			←	☐; 10/05→		24.3511-1718.7 220888	Ø 51 - Halter
			→	☐; 10/05→		24.3304-1713.7 220885	Ø 30 - Halter
			→	☐; 10/05→		24.3304-1714.7 220886	Ø 30 - Halter
1.4	59	12/06→10/08	←	☐		24.3511-1717.7 220887	Ø 51 - Halter
1.4 iDSi (GE3)	61	12/06→10/08	←	☐		24.3511-1718.7 220888	Ø 51 - Halter
			→	☐; + ABS		24.3304-1713.7 220885	Ø 30 - Halter
			→	☐; + ABS		24.3304-1714.7 220886	Ø 30 - Halter
 <b>Bremsschlauch</b>							
1.2 i-DSi (GD5, GE2)	57	03/02→07/08	←	☐		24.5268-0495.3 330933	L= 495
1.3 (GD1)	61	03/02→07/08	←	☐		24.5268-0496.3 330934	L= 495
1.4	59	12/06→10/08	→	☐		24.5297-0272.3 331036	L= 272,5
1.4 iDSi (GE3)	61	12/06→10/08	→	☐		24.5297-0332.3 331037	L= 332,5
1.3 iDSi	63	03/02→09/07	←	☐; 10/05→		24.5268-0495.3 330933	L= 495
			←	☐; 10/05→		24.5268-0496.3 330934	L= 495
			→	☐; 10/05→		24.5297-0272.3 331036	L= 272,5
			→	☐; 10/05→		24.5297-0332.3 331037	L= 332,5
<b>HONDA - JAZZ III (GE_, GG_, GP_) 10/07→</b>							
 <b>Bremsattel</b>							
1.2	66	07/08→	←	☐; → 12/08		24.3511-1717.7 220887	Ø 51 - Halter
1.5 i-VTEC	88	07/08→	←	☐; → 12/08		24.3511-1718.7 220888	Ø 51 - Halter
			→	☐; → 12/08		24.3304-1713.7 220885	Ø 30 - Halter
			→	☐; → 12/08		24.3304-1714.7 220886	Ø 30 - Halter
1.3 i	73	07/08→	←	☐; → 12/08		24.3511-1717.7 220887	Ø 51 - Halter
↓			←	☐; → 12/08		24.3511-1718.7 220888	Ø 51 - Halter


























































	kw			 	! #		
<b>HONDA - JAZZ III (GE_, GG_, GP_) 10/07→</b>							
 <b>Bremsschlauch</b>							
1.2	66	07/08→	←	☐; 01/09→ 12/15		24.5175-0527.3 331390	L= 535
			←	☐; 01/09→ 12/15		24.5175-0528.3 331391	L= 535
			←	☐; → 12/08		24.5268-0495.3 330933	L= 495
			←	☐; → 12/08		24.5268-0496.3 330934	L= 495
			→	01/09→ 12/15	2	24.5270-0236.3 331466	L= 436 + Zub
			→	☐ / innen; 01/09→ 12/15		24.5278-0254.3 331471	L= 254 + Zub
			→	☐; → 12/08		24.5297-0272.3 331036	L= 272,5
			→	☐; → 12/08		24.5297-0332.3 331037	L= 332,5
1.3 HYBRID (GP1)	65	04/11→	←	☐; → 12/15		24.5175-0527.3 331390	L= 535
1.4	74	11/08→	←	☐; → 12/15		24.5175-0528.3 331391	L= 535
			→	☐ / innen; → 12/15		24.5278-0254.3 331471	L= 254 + Zub
1.3 i	73	07/08→	←	☐; → 12/15		24.5175-0527.3 331390	L= 535
			←	☐; → 12/15		24.5175-0528.3 331391	L= 535
			→	☐ / innen; 01/09→ 12/15		24.5278-0254.3 331471	L= 254 + Zub
			→	☐; → 12/08		24.5297-0272.3 331036	L= 272,5
			→	☐; → 12/08		24.5297-0332.3 331037	L= 332,5
1.5 i-VTEC	88	07/08→	←	☐; 01/09→ 12/15		24.5175-0527.3 331390	L= 535
			←	☐; 01/09→ 12/15		24.5175-0528.3 331391	L= 535
			←	☐; → 12/08		24.5268-0495.3 330933	L= 495
			←	☐; → 12/08		24.5268-0496.3 330934	L= 495
			→	☐ / innen; 01/09→ 12/15		24.5278-0254.3 331471	L= 254 + Zub
			→	☐; → 12/08		24.5297-0272.3 331036	L= 272,5
			→	☐; → 12/08		24.5297-0332.3 331037	L= 332,5
<b>HONDA - JAZZ Stufenheck (GD_) 12/02→</b>							
 <b>Bremssattel</b>							
1.3 (GD6)	63	05/03→07/08	←	☐		24.3511-1717.7 220887	Ø 51 - Halter
			←	☐		24.3511-1718.7 220888	Ø 51 - Halter
			→	☐		24.3304-1713.7 220885	Ø 30 - Halter
			→	☐		24.3304-1714.7 220886	Ø 30 - Halter
 <b>Bremsschlauch</b>							
1.3 (GD6)	63	05/03→07/08	←	☐		24.5268-0495.3 330933	L= 495
			←	☐		24.5268-0496.3 330934	L= 495
			→	☐		24.5297-0272.3 331036	L= 272,5
			→	☐		24.5297-0332.3 331037	L= 332,5
<b>HONDA - LOGO (GA) 03/99→03/02</b>							
 <b>Bremssattel</b>							
1.3 (GA3)	48	03/99→03/02	←	☐		24.3511-1709.5 240333	Ø 51 - Halter
			←	☐		24.3511-1710.5 240334	Ø 51 - Halter
<b>HYUNDAI - ACCENT II (LC) 09/99→12/06</b>							
 <b>Bremssattel</b>							
1.3	55	01/00→11/05	←	☐; → 09/05		24.3541-1807.5 240335	AKE Ø 54 - Halter
1.3	61	01/00→11/05					
1.3	62	08/02→11/05	←	☐; → 09/05		24.3541-1808.5 240336	AKE Ø 54 - Halter
1.3	63	01/00→11/05					
1.5	66	01/00→11/05					
1.5	75	09/00→11/05					
1.5 CRDi	60	04/02→11/05					
1.6	77	12/02→11/05					
1.5	65	09/99→10/02	←	☐; 01/00→		24.3541-1807.5 240335	AKE Ø 54 - Halter
			←	☐; 01/00→		24.3541-1808.5 240336	AKE Ø 54 - Halter
1.5	68	01/00→10/02	←	☐		24.3541-1807.5 240335	AKE Ø 54 - Halter
			←	☐		24.3541-1808.5 240336	AKE Ø 54 - Halter
1.5	77	09/99→10/02	←	☐; 01/00→ 08/02		24.3541-1807.5 240335	AKE Ø 54 - Halter
↓							





























	kw			 	! #		
<b>HYUNDAI - ACCENT II (LC) 09/99→12/06</b>							
 <b>Bremssattel</b>							
1.5	77	09/99→10/02	←	☐; 01/00→08/02		24.3541-1808.5 240336	AKE Ø 54 - Halter
 <b>Bremsschlauch</b>							
1.3	55	01/00→11/05	→	→ 09/05	2	24.5261-0256.3 331246	L= 255
1.3	61	01/00→11/05					
1.3	62	08/02→11/05					
1.3	63	01/00→11/05					
1.5	66	01/00→11/05					
1.5	75	09/00→11/05					
1.5 CRDi	60	04/02→11/05					
1.6	77	12/02→11/05					
1.5	65	09/99→10/02	→	01/00→	2	24.5261-0256.3 331246	L= 255
1.5	68	01/00→10/02	→		2	24.5261-0256.3 331246	L= 255
1.5	77	09/99→10/02	→	01/00→08/02	2	24.5261-0256.3 331246	L= 255
<b>HYUNDAI - ACCENT II Stufenheck (LC) 09/99→12/06</b>							
 <b>Bremssattel</b>							
1.3	55	01/00→11/05	←	☐; → 09/05		24.3541-1807.5 240335	AKE Ø 54 - Halter
1.3	63	01/00→11/05	←				
1.5	66	01/00→11/05	←	☐; → 09/05		24.3541-1808.5 240336	AKE Ø 54 - Halter
1.5	69	01/00→12/06					
1.6	77	12/02→11/05					
1.5	73	09/99→10/02	←	☐; 09/00→		24.3541-1807.5 240335	AKE Ø 54 - Halter
1.5	75	09/99→10/02	←	☐; 09/00→		24.3541-1808.5 240336	AKE Ø 54 - Halter
1.5 CRDi	60	01/02→11/05	←	☐; 04/02→09/05		24.3541-1807.5 240335	AKE Ø 54 - Halter
			←	☐; 04/02→09/05		24.3541-1808.5 240336	AKE Ø 54 - Halter
 <b>Bremsschlauch</b>							
1.3	55	01/00→11/05	→	→ 09/05	2	24.5261-0256.3 331246	L= 255
1.3	63	01/00→11/05					
1.5	66	01/00→11/05					
1.5	69	01/00→12/06					
1.6	77	12/02→11/05					
1.5	73	09/99→10/02	→	09/00→	2	24.5261-0256.3 331246	L= 255
1.5	75	09/99→10/02					
1.5 CRDi	60	01/02→11/05	→	04/02→09/05	2	24.5261-0256.3 331246	L= 255
<b>HYUNDAI - ATOS (MX) 01/97→</b>							
 <b>Bremsschlauch</b>							
1.0 i	40	02/98→12/00	←	☐		24.5286-0340.3 330977	L= 340
1.0 i	41	02/98→03/02					
1.0 i	43	03/01→07/03	←	☐		24.5286-0341.3 330989	L= 340
<b>HYUNDAI - COUPE (RD) 06/96→04/02</b>							
 <b>Bremssattel</b>							
1.6 16V	85	03/98→04/02	→	☐; + ABS		24.3344-1727.5 240776	Ø 34 - Halter
1.6 i 16V	79	08/00→01/02					
1.6 i 16V	84	12/96→04/02	→	☐; + ABS		24.3344-1728.5 240777	Ø 34 - Halter
2.0	101	08/99→01/02	→	☐		24.3344-1727.5 240776	Ø 34 - Halter
2.0 16V	99	03/01→04/02					
2.0 16V	102	08/96→04/02	→	☐		24.3344-1728.5 240777	Ø 34 - Halter
F2 Evolution	115	01/99→12/01					
<b>HYUNDAI - GALLOPER II (JK-01) 02/97→12/03</b>							
 <b>Bremssattel</b>							
2.5 TCi D	77	08/98→12/03	←	☐		24.3431-1705.5 240365	Ø 43 - Halter
2.5 TD	65	08/98→12/03					
2.5 TD intercooler	73	08/98→12/03	←	☐		24.3431-1706.5 240366	Ø 43 - Halter
3.0 V6	104	08/98→12/03					
 <b>Bremsschlauch</b>							
2.5 TCi D	77	08/98→12/03	←	☐		24.5290-0439.3 331176	L= 439
2.5 TD	65	08/98→12/03					
2.5 TD intercooler	73	08/98→12/03	←	☐		24.5290-0440.3 331177	L= 439
3.0 V6	104	08/98→12/03					
2.6 TD Allrad	63	08/98→06/03	←	am Bremssattel / außen	2	24.5260-0155.3 331156	L= 155

	kw			 	! #			
<b>HYUNDAI - GETZ (TB) 08/02→12/10</b>								
<b> Bremssattel</b>								
1.1 1.5 CRDi GLS	46 75 77	09/02→09/05 07/04→08/05 09/02→09/05	← ← ←	☐; → 07/05 ☐; → 07/05 ☐; → 07/05		24.3541-1807.5 24.3541-1808.5	240335 240336	AKE Ø 54 - Halter
1.1 1.4 i 1.5 CRDi 1.5 CRDi GLS	49 71 65 81	09/05→06/09 08/05→12/10 08/05→06/09 08/05→06/09	← ← ← ←	☐; → 02/09 ☐; → 02/09 ☐; → 02/09 ☐; → 02/09		24.3541-1807.5 24.3541-1808.5	240335 240336	AKE Ø 54 - Halter
1.3 1.3 1.5 CRDi	61 63 60	09/04→06/09 09/03→09/05 03/03→09/05	← ← ←	☐; → 04/05 ☐; → 04/05 ☐; → 04/05		24.3541-1807.5 24.3541-1808.5	240335 240336	AKE Ø 54 - Halter
1.3 i	60	09/02→03/04	← ←	☐ ☐		24.3541-1807.5 24.3541-1808.5	240335 240336	AKE Ø 54 - Halter
1.6	78	06/05→12/06	← ←	☐; 08/05→ ☐; 08/05→		24.3541-1807.5 24.3541-1808.5	240335 240336	AKE Ø 54 - Halter
<b> Bremsschlauch</b>								
1.1	46	09/02→09/05	← ← → →	☐; → 07/05 ☐; → 07/05 ☐; → 07/05 ☐; → 07/05		24.5248-0466.3 24.5248-0467.3 24.5272-0205.3 24.5272-0258.3	330920 330921 330975 330939	L= 466 L= 466 L= 205 L= 258
1.1	49	09/05→06/09	← ← → →	☐; → 02/09 ☐; → 02/09 ☐; → 02/09 ☐; → 02/09		24.5248-0466.3 24.5248-0467.3 24.5272-0205.3 24.5272-0258.3	330920 330921 330975 330939	L= 466 L= 466 L= 205 L= 258
1.3 1.5 CRDi	61 60	09/04→06/09 03/03→09/05	← ← → →	☐; → 04/05 ☐; → 04/05 ☐; → 04/05 ☐; → 04/05		24.5248-0466.3 24.5248-0467.3 24.5298-0469.3 24.5298-0470.3	330920 330921 331191 331192	L= 466 L= 466 L= 469 L= 469
1.3	63	09/03→09/05	← ← → →	☐; → 04/05 ☐; → 04/05 ☐ ☐		24.5248-0466.3 24.5248-0467.3 24.5272-0205.3 24.5272-0258.3	330920 330921 330975 330939	L= 466 L= 466 L= 205 L= 258
1.3 i	60	09/02→03/04	← ← → →	☐ ☐ ☐ ☐		24.5248-0466.3 24.5248-0467.3 24.5298-0469.3 24.5298-0470.3	330920 330921 331191 331192	L= 466 L= 466 L= 469 L= 469
1.4 i 1.5 CRDi	71 65	08/05→12/10 08/05→06/09	← ← → → → →	☐; → 02/09 ☐; → 02/09 ☐; → 02/09; - ABS ☐; → 02/09; - ABS ☐; → 02/09; + ABS ☐; → 02/09; + ABS		24.5248-0466.3 24.5248-0467.3 24.5272-0205.3 24.5272-0258.3 24.5298-0469.3 24.5298-0470.3	330920 330921 330975 330939 331191 331192	L= 466 L= 466 L= 205 L= 258 L= 469 L= 469
1.5 CRDi GLS	75	07/04→08/05	← ← → →	☐; → 07/05 ☐; → 07/05 ☐; → 07/05 ☐; → 07/05		24.5248-0466.3 24.5248-0467.3 24.5298-0469.3 24.5298-0470.3	330920 330921 331191 331192	L= 466 L= 466 L= 469 L= 469
1.5 CRDi GLS	81	08/05→06/09	← ← → →	☐; → 02/09 ☐; → 02/09 ☐; → 02/09 ☐; → 02/09		24.5248-0466.3 24.5248-0467.3 24.5298-0469.3 24.5298-0470.3	330920 330921 331191 331192	L= 466 L= 466 L= 469 L= 469
1.6	77	09/02→09/05	← ← → → →	☐; → 07/05 ☐; → 07/05 ☐; → 07/05; - ABS ☐; → 07/05; - ABS ☐; → 07/05; + ABS ☐; → 07/05; + ABS		24.5248-0466.3 24.5248-0467.3 24.5272-0205.3 24.5272-0258.3 24.5298-0469.3 24.5298-0470.3	330920 330921 330975 330939 331191 331192	L= 466 L= 466 L= 205 L= 258 L= 469 L= 469
↓								
































	kw			 	! #		
<b>HYUNDAI - GETZ (TB) 08/02→12/10</b>							
 <b>Bremsschlauch</b>							
1.6	78	06/05→12/06	←	☐; 08/05→		24.5248-0466.3 330920	L= 466
			←	☐; 08/05→		24.5248-0467.3 330921	L= 466
			→	☐; 08/05→; - ABS		24.5272-0205.3 330975	L= 205
			→	☐; 08/05→; - ABS		24.5272-0258.3 330939	L= 258
			→	☐; 08/05→; + ABS		24.5298-0469.3 331191	L= 469
			→	☐; 08/05→; + ABS		24.5298-0470.3 331192	L= 469
<b>HYUNDAI - HIGHWAY VAN 03/00→03/04</b>							
 <b>Bremssattel</b>							
2.0 16V	100	03/00→03/04	←	☐		24.3431-1709.5 240729	Ø 43 - Halter
2.0 CRDi	83	03/01→03/04	←	☐		24.3431-1710.5 240730	Ø 43 - Halter
2.0 CVVT	104	11/03→03/04	←	☐			
2.7 V6 24V	125	03/00→03/04	←	☐			
<b>HYUNDAI - i10 (BA, IA) 08/13→</b>							
 <b>Bremsschlauch</b>							
1.0	49	08/13→	←	→ 11/13	2	24.5286-0265.3 331046	L= 265
			→	☐; → 11/13; Trommelbremse		24.5261-0245.3 331561	L= 245
			→	☐; → 11/13; Trommelbremse		24.5261-0246.3 331562	L= 245
<b>HYUNDAI - i10 (PA) 10/07→02/16</b>							
 <b>Bremsschlauch</b>							
1.0	51	01/11→12/17	←	→ 11/13	2	24.5286-0265.3 331046	L= 265
			→	☐; → 11/13; Trommelbremse		24.5261-0245.3 331561	L= 245
			→	☐; → 11/13; Trommelbremse		24.5261-0246.3 331562	L= 245
1.1	48	12/07→12/13	←	01/08→ 11/13	2	24.5286-0265.3 331046	L= 265
			→	☐; 01/08→ 11/13; Trommelbremse		24.5261-0245.3 331561	L= 245
			→	☐; 01/08→ 11/13; Trommelbremse		24.5261-0246.3 331562	L= 245
			→	☐; 01/08→ 11/13; Scheibenbremse		24.5286-0400.3 331375	L= 410
			→	☐; 01/08→ 11/13; Scheibenbremse		24.5286-0401.3 331376	L= 410
1.1	49	01/08→12/13	←	→ 11/13	2	24.5286-0265.3 331046	L= 265
1.1	50	11/08→12/13	→	☐; → 11/13; Trommelbremse		24.5261-0245.3 331561	L= 245
1.1	51	04/11→12/13	→	☐; → 11/13; Trommelbremse		24.5261-0246.3 331562	L= 245
1.1 LPG	51	04/11→12/13	→	☐; → 11/13; Trommelbremse		24.5261-0246.3 331562	L= 245
1.2	63	04/11→12/13	→	☐; → 11/13; Scheibenbremse		24.5286-0400.3 331375	L= 410
			→	☐; → 11/13; Scheibenbremse		24.5286-0401.3 331376	L= 410
1.1 CRDi	55	01/08→12/11	←		2	24.5286-0265.3 331046	L= 265
1.2	57	11/08→12/11	→	☐; Trommelbremse		24.5261-0245.3 331561	L= 245
			→	☐; Trommelbremse		24.5261-0246.3 331562	L= 245
			→	☐; Scheibenbremse		24.5286-0400.3 331375	L= 410
			→	☐; Scheibenbremse		24.5286-0401.3 331376	L= 410
<b>HYUNDAI - i30 (FD) 10/07→05/12</b>							
 <b>Bremsschlauch</b>							
1.4	77	10/07→11/11	←	☐; → 10/11		24.5286-0524.3 331223	L= 535
1.4	80	10/07→11/11	←	☐; → 10/11		24.5286-0525.3 331224	L= 535
1.6	85	10/07→11/11	←	☐; → 10/11		24.5286-0525.3 331224	L= 535
1.6	90	10/07→11/11	→	☐; → 10/11		24.5294-0293.3 331515	L= 294
1.6	93	02/08→11/11	→	☐; → 10/11		24.5294-0293.3 331515	L= 294
1.6 CRDi	66	10/07→11/11	→	☐; → 10/11		24.5294-0294.3 331516	L= 294
1.6 CRDi	85	10/07→11/11	→				
1.6 CRDi	94	01/10→11/11	→				
2.0	105	10/07→11/11	→				
2.0 CRDi	103	10/07→11/11	→				
2.0 CRDi	100	10/07→11/11	←	☐; 02/08→ 10/11		24.5286-0524.3 331223	L= 535
			←	☐; 02/08→ 10/11		24.5286-0525.3 331224	L= 535
			→	☐; 02/08→ 10/11		24.5294-0293.3 331515	L= 294
			→	☐; 02/08→ 10/11		24.5294-0294.3 331516	L= 294








	kw			 	! #		
<b>HYUNDAI - i30 Kombi (FD) 10/07→06/12</b>							
 <b>Bremsschlauch</b>							
1.4	77	10/07→06/12	←	 ; 02/08→	24.5286-0524.3	331223	L= 535
			←	 ; 02/08→	24.5286-0525.3	331224	L= 535
			→	 ; 02/08→	24.5294-0293.3	331515	L= 294
			→	 ; 02/08→	24.5294-0294.3	331516	L= 294
1.4 1.6 1.6 1.6 1.6 CRDi 1.6 CRDi 1.6 CRDi 2.0 2.0 CRDi	80 85 90 93 66 85 94 105 103	11/09→06/12 02/08→06/12 02/08→06/12 02/08→06/12 02/08→06/12 01/10→06/12 02/08→06/12 02/08→06/12	←		24.5286-0524.3	331223	L= 535
			←		24.5286-0525.3	331224	L= 535
			→		24.5294-0293.3	331515	L= 294
			→		24.5294-0294.3	331516	L= 294
			←	 ; 01/10→	24.5286-0524.3	331223	L= 535
			←	 ; 01/10→	24.5286-0525.3	331224	L= 535
			→	 ; 01/10→	24.5294-0293.3	331515	L= 294
			→	 ; 01/10→	24.5294-0294.3	331516	L= 294
<b>HYUNDAI - i30 Kombi (GD) 06/12→</b>							
 <b>Bremsschlauch</b>							
1.6	88	06/12→	←	 ; → 06/12	24.5286-0524.3	331223	L= 535
			←	 ; → 06/12	24.5286-0525.3	331224	L= 535
			→	 ; → 06/12	24.5294-0293.3	331515	L= 294
			→	 ; → 06/12	24.5294-0294.3	331516	L= 294
<b>HYUNDAI - LANTRA I (J-1) 10/90→11/95</b>							
 <b>Bremssattel</b>							
1.5 i.e.	63	10/90→11/95	←	 ; 12/90→ 04/95	24.3541-1807.5	240335	AKE Ø 54 - Halter
			←	 ; 12/90→ 04/95	24.3541-1808.5	240336	AKE Ø 54 - Halter
<b>HYUNDAI - LANTRA II (J-2) 06/95→12/00</b>							
 <b>Bremssattel</b>							
1.5 12V	65	12/96→09/00	→	 ; → 05/00; + ABS	24.3344-1727.5	240776	Ø 34 - Halter
			→	 ; → 05/00; + ABS	24.3344-1728.5	240777	Ø 34 - Halter
1.5 16V	76	11/95→10/00	→		24.3344-1727.5	240776	Ø 34 - Halter
1.6 16V	76	11/95→10/00	→		24.3344-1728.5	240777	Ø 34 - Halter
1.9 D	50	03/98→09/00	→		24.3344-1728.5	240777	Ø 34 - Halter
2.0	100	04/97→05/00	→		24.3344-1727.5	240776	Ø 34 - Halter
1.6 16V	84	11/95→09/00	→	 ; → 05/00	24.3344-1727.5	240776	Ø 34 - Halter
1.6 i	66	11/95→09/00	→		24.3344-1728.5	240777	Ø 34 - Halter
1.8 16V	94	11/95→09/00	→	 ; → 05/00	24.3344-1728.5	240777	Ø 34 - Halter
2.0 16V	102	08/96→09/00	→		24.3344-1727.5	240776	Ø 34 - Halter
<b>HYUNDAI - LANTRA II Kombi (J-2) 06/95→10/00</b>							
 <b>Bremssattel</b>							
1.5 12V	65	04/97→10/00	→	 ; → 05/00; + ABS	24.3344-1727.5	240776	Ø 34 - Halter
			→	 ; → 05/00; + ABS	24.3344-1728.5	240777	Ø 34 - Halter
1.6 16V	84	02/96→10/00	→	 ; → 05/00	24.3344-1727.5	240776	Ø 34 - Halter
1.6 i	66	02/96→10/00	→		24.3344-1728.5	240777	Ø 34 - Halter
1.8 16V	94	02/96→10/00	→	 ; → 05/00	24.3344-1728.5	240777	Ø 34 - Halter
2.0 16V	102	11/95→10/00	→		24.3344-1727.5	240776	Ø 34 - Halter
1.9 D	50	03/98→10/00	→	 ; → 09/00	24.3344-1727.5	240776	Ø 34 - Halter
			→	 ; → 09/00	24.3344-1728.5	240777	Ø 34 - Halter
2.0	100	04/97→05/00	→		24.3344-1727.5	240776	Ø 34 - Halter
			→		24.3344-1728.5	240777	Ø 34 - Halter
<b>HYUNDAI - MATRIX (FC) 06/01→08/10</b>							
 <b>Bremssattel</b>							
1.5	75	06/01→08/10	→	 ; + ABS	24.3341-1701.5	240435	Ø 34 - Halter
1.5 CRDi	60	10/01→08/10	→		24.3341-1702.5	240436	Ø 34 - Halter
1.5 CRDi	75	12/04→08/10	→	 ; + ABS	24.3341-1702.5	240436	Ø 34 - Halter
1.5 CRDi VGT	81	08/05→08/10	→				
1.6	66	01/02→12/05	→				
1.6	76	06/01→08/10	→				
↓							












	kw					! #		
<b>HYUNDAI - MATRIX (FC) 06/01→08/10</b>								
 <b>Bremssattel</b>								
1.8	90	06/01→08/10	→	<input type="checkbox"/>		24.3341-1701.5	240435	Ø 34 - Halter
			→	<input type="checkbox"/>		24.3341-1702.5	240436	Ø 34 - Halter
 <b>Bremsschlauch</b>								
1.5	75	06/01→08/10	←	<input type="checkbox"/>		24.5298-0514.3	331088	L= 514
1.5 CRDi	60	10/01→08/10						
1.5 CRDi	75	12/04→08/10	←	<input type="checkbox"/>		24.5298-0515.3	331166	L= 514
1.5 CRDi VGT	81	08/05→08/10						
1.6	66	01/02→12/05						
1.6	76	06/01→08/10						
1.8	90	06/01→08/10						
<b>HYUNDAI - PONY (X-2) 10/89→01/95</b>								
 <b>Bremssattel</b>								
1.3	43	10/89→01/95	←	<input type="checkbox"/> ; → 06/94		24.3541-1807.5	240335	AKE Ø 54 - Halter
1.3	49	10/89→01/95						
1.5	53	10/89→01/95	←	<input type="checkbox"/> ; → 06/94		24.3541-1808.5	240336	AKE Ø 54 - Halter
1.5 i	61	10/89→01/95						
1.5 i	62	10/89→01/95						
<b>HYUNDAI - S COUPE (SLC) 02/90→05/96</b>								
 <b>Bremssattel</b>								
1.5 i	62	02/90→05/96	←	<input type="checkbox"/> ; 03/90→ 05/92		24.3541-1807.5	240335	AKE Ø 54 - Halter
			←	<input type="checkbox"/> ; 03/90→ 05/92		24.3541-1808.5	240336	AKE Ø 54 - Halter
1.5 i	65	04/92→05/96	←	<input type="checkbox"/> ; 06/92→ 04/96		24.3541-1807.5	240335	AKE Ø 54 - Halter
			←	<input type="checkbox"/> ; 06/92→ 04/96		24.3541-1808.5	240336	AKE Ø 54 - Halter
1.5 i Turbo	85	04/91→05/96	←	<input type="checkbox"/>		24.3541-1807.5	240335	AKE Ø 54 - Halter
			←	<input type="checkbox"/>		24.3541-1808.5	240336	AKE Ø 54 - Halter
<b>HYUNDAI - TRAJET (FO) 03/00→07/08</b>								
 <b>Bremssattel</b>								
2.0	100	03/00→07/08	←	<input type="checkbox"/> ; → 10/03		24.3431-1709.5	240729	Ø 43 - Halter
			←	<input type="checkbox"/> ; → 10/03		24.3431-1710.5	240730	Ø 43 - Halter
2.0	103	03/01→10/03	←	<input type="checkbox"/>		24.3431-1709.5	240729	Ø 43 - Halter
2.0	103	01/04→07/08						
2.0	104	11/03→07/08	←	<input type="checkbox"/>		24.3431-1710.5	240730	Ø 43 - Halter
2.0 CRDi	83	04/01→07/08						
2.0 CRDi	92	08/05→07/08						
2.7 V6	127	09/00→07/08						
<b>HYUNDAI - TUCSON (JM) 08/04→11/10</b>								
 <b>Bremsschlauch</b>								
2.0	104	08/04→03/10	←	<input type="checkbox"/> ; → 03/10		24.5286-0405.3	331061	L= 405
2.0	105	01/07→01/12						
2.0 Allrad	105	07/05→11/10						
2.7 Allrad	129	08/04→03/10						
2.0 Allrad	104	08/04→03/10	←	<input type="checkbox"/>		24.5286-0405.3	331061	L= 405
2.0 CRDi	83	08/04→03/10						
2.0 CRDi	88	01/07→03/10						
2.0 CRDi	100	01/06→03/10						
2.0 CRDi	103	01/06→03/10						
2.0 CRDi	110	01/09→03/10						
2.0 CRDi Allrad	83	08/04→03/10						
2.0 CRDi Allrad	88	01/07→03/10						
2.0 CRDi Allrad	100	01/06→03/10						
2.0 CRDi Allrad	103	01/06→03/10						
2.0 CRDi Allrad	110	01/09→03/10						
2.7	129	08/04→12/09						
<b>ISUZU - D-MAX I (TFR, TFS) 05/02→10/12</b>								
 <b>Bremssattel</b>								
2.5 DiTD (TFR86_)	74	10/02→06/12	←	<input type="checkbox"/> ; → 05/03		24.3601-1716.5	240390	AKE Ø 60 - Halter
2.5 DiTD 4x4 (TFS86_)	74	05/02→06/12						
3.0 DiTD 4x4 (TFS85_)	96	05/02→06/12						
<b>JAGUAR - F-TYPE Cabriolet (X152) 10/12→</b>								
 <b>Bremssattel</b>								
2.0 i4	221	07/17→	←	<input type="checkbox"/> ; passend für Felgengröße [Zoll]: 18;		11.9606-9001.2	220961	ATE Ø 60 - Halter
3.0	250	10/12→		Bremssattelfarbe: rot				
3.0 S	280	10/12→						
↓								
















	kw			 	! #		
<b>JAGUAR - F-TYPE Cabriolet (X152) 10/12→</b>							
 <b>Bremssattel</b>							
3.0 S AWD 400	280 294	12/14→ 11/16→	←	☐; passend für Felgengröße [Zoll]: 18; Bremssattelfarbe: silber	11.9606-9001.2	220961	ATE Ø 60 - Halter
400 AWD	294	11/16→	←	☐; passend für Felgengröße [Zoll]: 18; Bremssattelfarbe: rot	11.9606-9002.2	220962	ATE Ø 60 - Halter
5.0 R	405	10/13→	←	☐; passend für Felgengröße [Zoll]: 18; Bremssattelfarbe: rot	11.9606-9002.2	220962	ATE Ø 60 - Halter
5.0 R AWD	405	12/14→	←	☐; passend für Felgengröße [Zoll]: 18; Bremssattelfarbe: silber	11.9606-9002.2	220962	ATE Ø 60 - Halter
5.0 S	364	10/12→	←	☐; passend für Felgengröße [Zoll]: 18; Bremssattelfarbe: silber	11.9606-9002.2	220962	ATE Ø 60 - Halter
5.0 SVR	423	12/15→	←	☐; passend für Felgengröße [Zoll]: 18; Bremssattelfarbe: silber	11.9606-9002.2	220962	ATE Ø 60 - Halter
<b>JAGUAR - F-TYPE Coupe (X152) 10/13→</b>							
 <b>Bremssattel</b>							
2.0 i4	221	07/17→	←	☐; passend für Felgengröße [Zoll]: 18; Bremssattelfarbe: rot	11.9606-9001.2	220961	ATE Ø 60 - Halter
3.0	250	10/13→	←	☐; passend für Felgengröße [Zoll]: 18; Bremssattelfarbe: rot	11.9606-9001.2	220961	ATE Ø 60 - Halter
3.0 S	280	10/13→	←	☐; passend für Felgengröße [Zoll]: 18; Bremssattelfarbe: silber	11.9606-9001.2	220961	ATE Ø 60 - Halter
3.0 S AWD	280	12/14→	←	☐; passend für Felgengröße [Zoll]: 18; Bremssattelfarbe: silber	11.9606-9001.2	220961	ATE Ø 60 - Halter
400	294	11/16→	←	☐; passend für Felgengröße [Zoll]: 18; Bremssattelfarbe: rot	11.9606-9002.2	220962	ATE Ø 60 - Halter
400 AWD	294	11/16→	←	☐; passend für Felgengröße [Zoll]: 18; Bremssattelfarbe: rot	11.9606-9002.2	220962	ATE Ø 60 - Halter
5.0 R	405	10/13→	←	☐; passend für Felgengröße [Zoll]: 18; Bremssattelfarbe: rot	11.9606-9002.2	220962	ATE Ø 60 - Halter
5.0 R AWD	405	12/14→	←	☐; passend für Felgengröße [Zoll]: 18; Bremssattelfarbe: silber	11.9606-9002.2	220962	ATE Ø 60 - Halter
5.0 SVR	423	12/15→	←	☐; passend für Felgengröße [Zoll]: 18; Bremssattelfarbe: silber	11.9606-9002.2	220962	ATE Ø 60 - Halter
<b>JAGUAR - S-TYPE (X200) 10/98→12/08</b>							
 <b>Bremssattel</b>							
2.7 D	152	06/04→10/07	→	☐; N52048→	11.9457-7021.2	221051	ATE Ø 45 - Halter
			→	☐; N52048→	11.9457-7022.2	221052	ATE Ø 45 - Halter
<b>JAGUAR - XE (X760) 03/15→</b>							
<b>Führungsbolzen, Bremssattel</b>							
2.0	147	03/15→	←	passend für Felgengröße [Zoll]: 17 / 18	11.8171-0096.1	250155	ATE
2.0	177	03/15→	←	passend für Felgengröße [Zoll]: 17 / 18	11.8171-0096.1	250155	ATE
2.0 D	120	03/15→	←	passend für Felgengröße [Zoll]: 17 / 18	11.8171-0096.1	250155	ATE
2.0 D	132	03/15→	←	passend für Felgengröße [Zoll]: 17 / 18	11.8171-0096.1	250155	ATE
2.0 D AWD	132	10/15→	←	passend für Felgengröße [Zoll]: 17 / 18	11.8171-0096.1	250155	ATE
			←	für Fahrzeuge mit Sportpaket; passend für Felgengröße [Zoll]: 18	11.8171-0096.1	250155	ATE
3.0 S	250	03/15→	←	passend für Felgengröße [Zoll]: 18	11.8171-0096.1	250155	ATE
3.0 S	280	02/17→	←	passend für Felgengröße [Zoll]: 18	11.8171-0096.1	250155	ATE
<b>JAGUAR - XF (X250) 03/08→04/15</b>							
 <b>Bremssattel</b>							
2.0	177	06/12→04/15	←	☐	11.9601-9747.2	220965	ATE Ø 60 - Halter
2.2 D	120	04/11→04/15	←	☐	11.9601-9748.2	220966	ATE Ø 60 - Halter
2.2 D	140	05/11→04/15	←	☐	11.9601-9748.2	220966	ATE Ø 60 - Halter
2.2 D	147	03/12→04/15	→	☐; Bremssattelfarbe: silber	11.9457-7021.2	221051	ATE Ø 45 - Halter
2.7 D	152	03/08→04/15	→	☐; Bremssattelfarbe: silber	11.9457-7021.2	221051	ATE Ø 45 - Halter
3.0	175	03/08→04/15	→	☐; Bremssattelfarbe: silber	11.9457-7022.2	221052	ATE Ø 45 - Halter
4.2	219	03/08→04/15	→	☐; Bremssattelfarbe: silber	11.9457-7022.2	221052	ATE Ø 45 - Halter
3.0	250	03/12→04/15	←	☐	11.9606-9001.2	220961	ATE Ø 60 - Halter
3.0 AWD	250	10/12→04/15	←	☐	11.9606-9002.2	220962	ATE Ø 60 - Halter
5.0	283	03/09→04/15	←	☐	11.9606-9002.2	220962	ATE Ø 60 - Halter
			→	☐; Bremssattelfarbe: silber	11.9457-7021.2	221051	ATE Ø 45 - Halter
			→	☐; Bremssattelfarbe: silber	11.9457-7022.2	221052	ATE Ø 45 - Halter
3.0 D	155	03/09→04/15	←	☐; für Bremsscheibendurchmesser [mm]: 326	11.9601-9747.2	220965	ATE Ø 60 - Halter
3.0 D	177	03/09→04/15	←	☐; für Bremsscheibendurchmesser [mm]: 326	11.9601-9748.2	220966	ATE Ø 60 - Halter
3.0 D	202	03/09→04/15	←	☐; für Bremsscheibendurchmesser [mm]: 326	11.9601-9748.2	220966	ATE Ø 60 - Halter
			←	☐; für Bremsscheibendurchmesser [mm]: 355	11.9606-9001.2	220961	ATE Ø 60 - Halter
			←	☐; für Bremsscheibendurchmesser [mm]: 355	11.9606-9002.2	220962	ATE Ø 60 - Halter
			→	☐; Bremssattelfarbe: silber	11.9457-7021.2	221051	ATE Ø 45 - Halter
			→	☐; Bremssattelfarbe: silber	11.9457-7022.2	221052	ATE Ø 45 - Halter
4.2 Kompressor	306	03/08→04/15	→	☐; Bremssattelfarbe: silber	11.9457-7021.2	221051	ATE Ø 45 - Halter
			→	☐; Bremssattelfarbe: silber	11.9457-7022.2	221052	ATE Ø 45 - Halter
<b>Halter, Bremssattel</b>							
2.0	177	06/12→04/15	→		11.0230-0840.1	260136	ATE
2.2 D	120	04/11→04/15	→		11.0230-0840.1	260136	ATE
2.2 D	140	05/11→04/15	→		11.0230-0840.1	260136	ATE
↓							



























	kw			 	! #		
<b>JAGUAR - XF (X250) 03/08→04/15</b>							
<b>Halter, Bremssattel</b>							
2.2 D	147	03/12→04/15	➔			11.0230-0840.1	260136 ATE
2.7 D	152	03/08→04/15					
3.0	175	03/08→04/15					
3.0	250	03/12→04/15					
3.0 AWD	250	10/12→04/15					
3.0 D	155	03/09→04/15					
3.0 D	177	03/09→04/15					
3.0 D	202	03/09→04/15					
4.2	219	03/08→04/15					
4.2 Kompressor	306	03/08→04/15					
5.0	283	03/09→04/15					
<b>JAGUAR - XF (X260) 05/15→</b>							
<b>Führungsbolzen, Bremssattel</b>							
2.0	177	05/15→	➔			11.8171-0096.1	250155 ATE
2.0 D	120	05/15→					
2.0 D	132	05/15→					
2.0 D AWD	132	03/16→					
3.0	250	05/15→					
3.0	280	05/15→					
3.0 AWD	250	07/15→					
3.0 AWD	280	07/15→					
3.0 D	221	05/15→					
<b>JAGUAR - XF SPORTBRAKE (X250) 09/12→12/15</b>							
 <b>Bremssattel</b>							
2.2 D	120	09/12→04/14	➔			11.9601-9747.2	220965 ATE Ø 60 - Halter
2.2 D	147	09/12→04/14	➔			11.9601-9748.2	220966 ATE Ø 60 - Halter
			➔	 ; Bremssattelfarbe: silber		11.9457-7021.2	221051 ATE Ø 45 - Halter
			➔	 ; Bremssattelfarbe: silber		11.9457-7022.2	221052 ATE Ø 45 - Halter
3.0 D	177	09/12→04/14	➔	 ; für Bremsscheibendurchmesser [mm]: 326		11.9601-9747.2	220965 ATE Ø 60 - Halter
3.0 D	202	09/12→04/14	➔	 ; für Bremsscheibendurchmesser [mm]: 326		11.9601-9748.2	220966 ATE Ø 60 - Halter
			➔	 ; für Bremsscheibendurchmesser [mm]: 355		11.9606-9001.2	220961 ATE Ø 60 - Halter
			➔	 ; für Bremsscheibendurchmesser [mm]: 355		11.9606-9002.2	220962 ATE Ø 60 - Halter
			➔	 ; Bremssattelfarbe: silber		11.9457-7021.2	221051 ATE Ø 45 - Halter
			➔	 ; Bremssattelfarbe: silber		11.9457-7022.2	221052 ATE Ø 45 - Halter
<b>Halter, Bremssattel</b>							
2.2 D	120	09/12→04/14	➔			11.0230-0840.1	260136 ATE
2.2 D	147	09/12→04/14					
3.0 D	177	09/12→04/14					
3.0 D	202	09/12→04/14					
<b>JAGUAR - XJ (X300, X330) 09/94→12/98</b>							
 <b>Bremssattel</b>							
12 6.0	229	09/94→09/97	➔	 ; 11/94→ 07/97		11.9601-9781.2	220991 ATE Ø 60 - Halter
			➔	 ; 11/94→ 07/97		11.9601-9782.2	220992 ATE Ø 60 - Halter
			➔	 ; 11/94→ 07/97		24.3481-9871.5	240677 ATE Ø 48 - Halter
			➔	 ; 11/94→ 07/97		24.3481-9872.5	240678 ATE Ø 48 - Halter
6 3.2 R Super Charged 4.0	155	11/94→07/97	➔			11.9601-9781.2	220991 ATE Ø 60 - Halter
	235	11/94→07/97	➔			11.9601-9782.2	220992 ATE Ø 60 - Halter
			➔	 ; 11/94→		24.3481-9871.5	240677 ATE Ø 48 - Halter
			➔	 ; 11/94→		24.3481-9872.5	240678 ATE Ø 48 - Halter
6 Sovereign 4.0	177	09/94→07/97	➔	 ; 11/94→		11.9601-9781.2	220991 ATE Ø 60 - Halter
			➔	 ; 11/94→		11.9601-9782.2	220992 ATE Ø 60 - Halter
			➔	 ; 11/94→		24.3481-9871.5	240677 ATE Ø 48 - Halter
			➔	 ; 11/94→		24.3481-9872.5	240678 ATE Ø 48 - Halter
<b>Feder, Bremssattel</b>							
12 6.0	229	09/94→09/97		11/94→ 07/97	2	11.8116-0073.1	390498 ATE
↓							

	kw					! #		
<b>JAGUAR - XJ (X300, X330) 09/94→12/98</b>								
<b>Feder, Bremsattel</b>								
6 3.2 R Super Charged 4.0	155 235	11/94→07/97 11/94→07/97				2	11.8116-0073.1 390498	ATE
6 Sovereign 4.0	177	09/94→07/97		11/94→		2	11.8116-0073.1 390498	ATE
<b>Führungshülzensatz, Bremsattel</b>								
12 6.0	229	09/94→09/97	←	11/94→ 07/97			11.0101-5407.2 260011	ATE
6 3.2 R Super Charged 4.0	155 235	11/94→07/97 11/94→07/97	←				11.0101-5407.2 260011	ATE
6 Sovereign 4.0	177	09/94→07/97	←	11/94→			11.0101-5407.2 260011	ATE
<b>Führungsbolzen, Bremsattel</b>								
12 6.0	229	09/94→09/97		11/94→ 07/97			11.8171-0008.1 990049	ATE
6 3.2 R Super Charged 4.0	155 235	11/94→07/97 11/94→07/97					11.8171-0008.1 990049	ATE
6 Sovereign 4.0	177	09/94→07/97		11/94→			11.8171-0008.1 990049	ATE
<b>Dichtungssatz, Bremsattel</b>								
12 6.0	229	09/94→09/97	←	11/94→ 07/97			11.0441-6003.2 250037	
6 3.2 R Super Charged 4.0	155 235	11/94→07/97 11/94→07/97	←				11.0441-6003.2 250037	
6 Sovereign 4.0	177	09/94→07/97	←	11/94→			11.0441-6003.2 250037	
<b>Bremsschlauch</b>								
6 3.2 R Super Charged 4.0	155 235	11/94→07/97 11/94→07/97				1	83.7835-0412.3 331275	L= 410
			←			2	83.6314-0375.3 330558	L= 375
6 Sovereign 4.0	177	09/94→07/97		□; 11/94→		1	83.7835-0412.3 331275	L= 410
			←	11/94→		2	83.6314-0375.3 330558	L= 375
<b>JAGUAR - XJ (X308) 09/96→05/03</b>								
<b>Bremssattel</b>								
3.2	174	07/97→05/03	←	□; für Fahrzeuge ohne Sportpaket			11.9601-9781.2 220991	ATE Ø 60 - Halter
			←	□; für Fahrzeuge ohne Sportpaket			11.9601-9782.2 220992	ATE Ø 60 - Halter
4.0	209	07/97→05/03	←	□			11.9601-9781.2 220991	ATE Ø 60 - Halter
4.0	216	10/97→04/03	←	□			11.9601-9782.2 220992	ATE Ø 60 - Halter
<b>Feder, Bremsattel</b>								
3.2	174	07/97→05/03	→	für Fahrzeuge ohne Sportpaket		2	11.8116-0073.1 390498	ATE
							11.8116-0129.1 390591	ATE
4.0	209	07/97→05/03	→			2	11.8116-0073.1 390498	ATE
4.0	216	10/97→04/03	→				11.8116-0129.1 390591	ATE
<b>JAGUAR - XJ (X350) 03/03→03/09</b>								
<b>Bremssattel</b>								
D 2.7	152	10/05→03/09	←	□; → H32732			11.9601-9747.2 220965	ATE Ø 60 - Halter
			←	□; → H32732			11.9601-9748.2 220966	ATE Ø 60 - Halter
			→	□; G49701→; Bremsattelfarbe: silber			11.9457-7021.2 221051	ATE Ø 45 - Halter
			→	□; G49701→; Bremsattelfarbe: silber			11.9457-7022.2 221052	ATE Ø 45 - Halter
<b>Halter, Bremsattel</b>								
D 2.7	152	10/05→03/09	→	G49701→			11.0230-0840.1 260136	ATE
<b>Feder, Bremsattel</b>								
D 2.7	152	10/05→03/09	→	→ H32732		2	11.8116-0206.1 390593	ATE
<b>JAGUAR - XJ (X351) 10/09→</b>								
<b>Bremssattel</b>								
2.0	177	05/12→	←	□			11.9606-9001.2 220961	ATE Ø 60 - Halter
3.0	175	01/11→	←	□			11.9606-9002.2 220962	ATE Ø 60 - Halter
3.0	250	03/12→	←	□			11.9606-9002.2 220962	ATE Ø 60 - Halter
3.0 AWD	250	10/12→	→	□; Bremsattelfarbe: silber			11.9457-7021.2 221051	ATE Ø 45 - Halter
3.0 D	202	10/09→12/15	→	□; Bremsattelfarbe: silber			11.9457-7022.2 221052	ATE Ø 45 - Halter
5.0 V 8	283	10/09→	→	□; Bremsattelfarbe: silber			11.9457-7022.2 221052	ATE Ø 45 - Halter
3.0 D	221	04/15→	←	□			11.9606-9001.2 220961	ATE Ø 60 - Halter
			←	□			11.9606-9002.2 220962	ATE Ø 60 - Halter
↓								















	kw			 	! #		
<b>JAGUAR - XJ (X351) 10/09→</b>							
 <b>Bremssattel</b>							
3.0 D	221	04/15→	➔	☐; → V90865; Bremssattelfarbe: silber	11.9457-7021.2	221051	ATE Ø 45 - Halter
			➔	☐; → V90865; Bremssattelfarbe: silber	11.9457-7022.2	221052	ATE Ø 45 - Halter
<b>Halter, Bremssattel</b>							
2.0	177	05/12→	➔		11.0230-0840.1	260136	ATE
3.0	175	01/11→					
3.0	250	03/12→					
3.0 AWD	250	10/12→					
3.0 D	202	10/09→12/15					
5.0 V 8	283	10/09→					
3.0 D	221	04/15→	➔	→ V90865	11.0230-0840.1	260136	ATE
<b>JAGUAR - XK 8 Convertible (X100) 03/96→12/06</b>							
<b>Feder, Bremssattel</b>							
4.0	209	03/96→12/02	➔		2	11.8116-0129.1	390591 ATE
4.0	267	02/98→07/05	➔	→ 05/01	2	11.8116-0143.1	390513 ATE
4.0 XKR	276	05/98→07/05	➔	06/01→	2	11.8116-0143.1	390513 ATE
4.0	216	05/96→07/99	➔	für Fahrzeuge ohne Sportpaket	2	11.8116-0129.1	390591 ATE
						11.8116-0143.1	390513 ATE
 <b>Bremsschlauch</b>							
4.0	209	03/96→12/02		☐	1	83.7835-0412.3	331275 L= 410
4.0 XKR	276	05/98→07/05					
4.0	216	05/96→07/99		☐; für Fahrzeuge ohne Sportpaket	1	83.7835-0412.3	331275 L= 410
4.0	267	02/98→07/05		☐; 08/99→	1	83.7835-0412.3	331275 L= 410
4.2	219	08/02→12/06					
R 4,2	291	08/02→12/06		☐; → 07/05	1	83.7835-0412.3	331275 L= 410
<b>JAGUAR - XK 8 Coupe (X100) 03/96→12/06</b>							
<b>Feder, Bremssattel</b>							
4.0	209	03/96→07/05	➔		2	11.8116-0129.1	390591 ATE
4.0	267	02/98→07/05	➔	06/01→	2	11.8116-0143.1	390513 ATE
4.0 XKR	276	05/98→07/05	➔				
4.0	216	05/96→07/05	➔	→ 07/99; für Fahrzeuge ohne Sportpaket	2	11.8116-0129.1	390591 ATE
 <b>Bremsschlauch</b>							
4.0	209	03/96→07/05		☐	1	83.7835-0412.3	331275 L= 410
4.0 XKR	276	05/98→07/05					
4.2	219	08/02→07/05					
R 4,2	291	08/02→07/05					
4.0	216	05/96→07/05		☐; → 07/99; für Fahrzeuge ohne Sportpaket	1	83.7835-0412.3	331275 L= 410
4.0	267	02/98→07/05		☐; 08/99→	1	83.7835-0412.3	331275 L= 410
<b>JAGUAR - XK Cabriolet (X150) 03/06→07/14</b>							
<b>Feder, Bremssattel</b>							
5.0 XKR	375	01/09→07/14	➔	Bremssattelfarbe: rot	2	11.8116-0340.1	390595 ATE
5.0 XKR-S	405	01/11→07/14	➔	Bremssattelfarbe: grau	2	11.8116-0340.1	390595 ATE
<b>JAGUAR - XK Coupe (X150) 03/06→07/14</b>							
<b>Feder, Bremssattel</b>							
5.0 XKR	375	01/09→07/14	➔	Bremssattelfarbe: rot	2	11.8116-0340.1	390595 ATE
5.0 XKR	390	09/10→07/14	➔				
5.0 XKR-S	405	01/11→07/14	➔	Bremssattelfarbe: grau	2	11.8116-0340.1	390595 ATE
<b>JAGUAR - X-TYPE (X400) 03/01→11/09</b>							
 <b>Bremssattel</b>							
2.0 D	96	07/03→11/09	←	☐; J04731→	24.3571-1735.5	240385	BOS Ø 57 - Halter
2.2 D	107	01/07→11/09	←				
2.2 D	110	10/05→11/09	←	☐; → J04730	24.3571-1735.5	240385	BOS Ø 57 - Halter
2.2 D	114	10/05→11/09	←	☐; → J04730	24.3571-1736.5	240386	BOS Ø 57 - Halter
			←	☐; J04731→	24.3571-1736.5	240386	BOS Ø 57 - Halter
2.1 V6	115	03/02→11/09	←	☐; → 10/05	24.3571-1735.5	240385	BOS Ø 57 - Halter
			←	☐; → 10/05	24.3571-1736.5	240386	BOS Ø 57 - Halter
2.5 V6 Allrad	144	06/01→11/09	←	☐	24.3571-1735.5	240385	BOS Ø 57 - Halter
			←	☐	24.3571-1736.5	240386	BOS Ø 57 - Halter
↓							












	kw			 	! #		
<b>JAGUAR - X-TYPE (X400) 03/01→11/09</b>							
 <b>Bremssattel</b>							
3.0 V6 Allrad	169	06/01→12/08	←	☐; → 11/07		24.3571-1735.5 240385	BOS Ø 57 - Halter
			←	☐; → 11/07		24.3571-1736.5 240386	BOS Ø 57 - Halter
 <b>Bremsschlauch</b>							
2.0 D	96	07/03→11/09	←		2	83.7188-0446.3 330664	L= 470
2.2 D	107	01/07→11/09	→				
2.2 D	110	10/05→11/09	→		2	83.7856-0369.3 331237	L= 368
2.2 D	114	10/05→11/09	→				
2.5 V6 Allrad	144	06/01→11/09	→				
2.1 V6	115	03/02→11/09	←	→ 10/05	2	83.7188-0446.3 330664	L= 470
			→	→ 10/05	2	83.7856-0369.3 331237	L= 368
3.0 V6 Allrad	169	06/01→12/08	←	→ 11/07	2	83.7188-0446.3 330664	L= 470
			→	→ 11/07	2	83.7856-0369.3 331237	L= 368
<b>JAGUAR - X-TYPE Kombi (X400) 09/03→12/09</b>							
 <b>Bremssattel</b>							
2.0 D	96	02/04→12/09	←	☐; J04731→		24.3571-1735.5 240385	BOS Ø 57 - Halter
2.2 D	107	01/07→12/09	←	☐; → J04730		24.3571-1735.5 240385	BOS Ø 57 - Halter
2.2 D	110	10/05→12/09	←	☐; → J04730		24.3571-1735.5 240385	BOS Ø 57 - Halter
2.2 D	114	10/05→12/09	←	☐; J04731→		24.3571-1736.5 240386	BOS Ø 57 - Halter
			←	☐; → J04730		24.3571-1736.5 240386	BOS Ø 57 - Halter
2.1 V6	115	11/03→03/09	←	☐		24.3571-1735.5 240385	BOS Ø 57 - Halter
2.5	144	02/04→12/09	←	☐		24.3571-1735.5 240385	BOS Ø 57 - Halter
3.0	169	02/04→12/09	←	☐		24.3571-1736.5 240386	BOS Ø 57 - Halter
 <b>Bremsschlauch</b>							
2.0 D	96	02/04→12/09	←		2	83.7188-0446.3 330664	L= 470
2.1 V6	115	11/03→03/09	→				
2.2 D	107	01/07→12/09	→		2	83.7856-0369.3 331237	L= 368
2.2 D	110	10/05→12/09	→				
2.2 D	114	10/05→12/09	→				
2.5	144	02/04→12/09	→				
3.0	169	02/04→12/09	→				
<b>JEEP - RENEGADE Geländewagen geschlossen (BU, B1) 07/14→</b>							
 <b>Bremssattel</b>							
1.6 CRD	88	07/14→	←	☐		11.9571-9969.2 220955	ATE Ø 57 - Halter
2.0 CRD 4x4	88	07/14→	←	☐		11.9571-9970.2 220956	ATE Ø 57 - Halter
<b>Feder, Bremssattel</b>							
1.6 CRD	88	07/14→	←		2	11.8116-0340.1 390595	ATE
2.0 CRD 4x4	88	07/14→	←				
<b>Führungsbolzen, Bremssattel</b>							
1.6 CRD	88	07/14→				11.8171-0008.1 990049	ATE
2.0 CRD 4x4	88	07/14→					
 <b>Bremsschlauch</b>							
1.4	103	07/14→	←		2	24.5112-0406.3 331496	L= 405
1.4 4x4	125	07/14→					
1.6	81	07/14→					
1.6 CRD	88	07/14→					
2.0 CRD 4x4	88	07/14→					
2.0 CRD 4x4	103	07/14→					
2.0 CRD 4x4	125	07/14→					
<b>KIA - CARENS I (FC) 06/99→10/02</b>							
 <b>Bremsschlauch</b>							
1.8 i	81	11/00→07/02	→	→ 06/02	2	24.5285-0240.3 330976	L= 240
1.8 i 16V	81	03/00→05/02	→	11/00→	2	24.5285-0240.3 330976	L= 240
<b>KIA - CARENS II Großraumlimousine (FJ) 07/02→</b>							
 <b>Bremsschlauch</b>							
1.6	77	07/02→	→	→ 04/06; - ABS	2	24.5285-0240.3 330976	L= 240
1.8	93	07/02→					
2.0 CRDi	83	07/02→					
2.0 CRDi	103	11/05→					
2.0 CVVT	102	08/04→					













	kw			 	! #		
<b>KIA - CARENS III Großraumlimousine (UN) 09/06→</b>							
 <b>Bremsschlauch</b>							
1.6 CRDi 110	85	10/10→	←	☐; → 02/13		24.5281-0469.3 331455	L= 469
1.6 CRDi 128	94	10/10→	←	☐; → 02/13		24.5281-0470.3 331456	L= 469
1.6 CVVT	93	10/10→					
1.6 CVVT	97	08/09→					
2.0 CRDi 115	85	05/07→					
2.0 CRDi 135	100	08/09→					
2.0 CRDi 140	103	09/06→					
2.0 CVVT	106	09/06→					
2.0 LPI	100	09/06→12/08	←	☐		24.5281-0469.3 331455	L= 469
			←	☐		24.5281-0470.3 331456	L= 469
<b>KIA - CEE'D Schrägheck (ED) 12/06→12/12</b>							
 <b>Bremsschlauch</b>							
1.4	77	12/06→12/12	←	☐; → 09/12		24.5286-0524.3 331223	L= 535
1.4	80	12/06→12/12	←	☐; → 09/12		24.5286-0525.3 331224	L= 535
1.6	85	09/07→12/12	←	☐; → 09/12		24.5286-0525.3 331224	L= 535
1.6	90	12/06→12/12	→	☐; → 09/12		24.5298-0270.3 331086	L= 270
1.6	93	02/08→12/12	→	☐; → 09/12		24.5298-0271.3 331087	L= 270
1.6 CRDi 115	85	12/06→12/12	→	☐; → 09/12		24.5298-0271.3 331087	L= 270
1.6 CRDi 128	94	10/10→12/12					
1.6 CRDi 90	66	12/06→12/12					
1.6 CVVT	92	10/10→12/12					
2.0	105	12/06→12/12					
2.0 CRDi 140	103	09/07→12/12					
1.4 CVVT	66	08/09→12/12	←	☐; 06/10→ 09/12		24.5286-0524.3 331223	L= 535
			←	☐; 06/10→ 09/12		24.5286-0525.3 331224	L= 535
			→	☐; 06/10→ 09/12		24.5298-0270.3 331086	L= 270
			→	☐; 06/10→ 09/12		24.5298-0271.3 331087	L= 270
2.0 CRDi	100	06/07→12/12	←	☐; 09/07→ 09/12		24.5286-0524.3 331223	L= 535
			←	☐; 09/07→ 09/12		24.5286-0525.3 331224	L= 535
			→	☐; 09/07→ 09/12		24.5298-0270.3 331086	L= 270
			→	☐; 09/07→ 09/12		24.5298-0271.3 331087	L= 270
<b>KIA - CEE'D SW (ED) 09/07→12/12</b>							
 <b>Bremsschlauch</b>							
1.4	77	10/10→12/12	←	☐		24.5286-0524.3 331223	L= 535
1.4	80	09/07→12/12	←	☐		24.5286-0525.3 331224	L= 535
1.6	85	09/07→11/12	←	☐		24.5286-0525.3 331224	L= 535
1.6	90	09/07→12/12	→	☐		24.5298-0270.3 331086	L= 270
1.6	93	09/07→12/12	→	☐		24.5298-0271.3 331087	L= 270
1.6 CRDi 115	85	09/07→12/12	→	☐		24.5298-0271.3 331087	L= 270
1.6 CRDi 128	94	10/10→12/12					
1.6 CRDi 90	66	09/07→12/12					
1.6 CVVT	92	06/09→12/12					
2.0	105	09/07→12/12					
2.0 CRDi 140	103	09/07→12/12					
1.4 CVVT	66	07/09→12/12	←	☐; 10/10→		24.5286-0524.3 331223	L= 535
			←	☐; 10/10→		24.5286-0525.3 331224	L= 535
			→	☐; 10/10→		24.5298-0270.3 331086	L= 270
			→	☐; 10/10→		24.5298-0271.3 331087	L= 270
1.6 LPG	91	01/08→09/12	←	☐; → 12/11		24.5286-0524.3 331223	L= 535
			←	☐; → 12/11		24.5286-0525.3 331224	L= 535
			→	☐; → 12/11		24.5298-0270.3 331086	L= 270
			→	☐; → 12/11		24.5298-0271.3 331087	L= 270
<b>KIA - CERATO Schrägheck (LD) 03/04→</b>							
 <b>Bremssattel</b>							
1.5 CRDi	66	07/05→	→	☐		24.3344-1727.5 240776	Ø 34 - Halter
			→	☐		24.3344-1728.5 240777	Ø 34 - Halter
1.5 CRDi	75	07/05→	→	☐; → 06/09		24.3344-1727.5 240776	Ø 34 - Halter
1.6	77	07/04→	→	☐; → 06/09		24.3344-1728.5 240777	Ø 34 - Halter
1.6	90	05/06→	→	☐; → 06/09		24.3344-1728.5 240777	Ø 34 - Halter
1.6 CRDi	85	06/05→					
2.0	105	04/04→					
2.0 CRDi	83	04/04→					














	kw			 	! #		
<b>KIA - CERATO Stufenheck 01/01→12/04</b>							
 <b>Bremsschlauch</b>							
1.8	85	10/01→07/04	➔		2	24.5285-0240.3 330976	L= 240
<b>KIA - CERATO Stufenheck (LD) 04/04→12/09</b>							
 <b>Bremsattel</b>							
1.5 CRDi	66	07/05→12/09	➔	☐; → 08/06		24.3344-1727.5 240776	Ø 34 - Halter
			➔	☐; → 08/06		24.3344-1728.5 240777	Ø 34 - Halter
1.5 CRDi	75	07/05→	➔	☐; → 06/09		24.3344-1727.5 240776	Ø 34 - Halter
1.6	77	04/04→	➔				
1.6	90	05/06→	➔	☐; → 06/09		24.3344-1728.5 240777	Ø 34 - Halter
1.6 CRDi	85	06/05→					
2.0	105	04/04→					
2.0 CRDi	83	04/04→					
1.6	90	04/04→	➔	☐		24.3344-1727.5 240776	Ø 34 - Halter
			➔	☐		24.3344-1728.5 240777	Ø 34 - Halter
 <b>Bremsschlauch</b>							
1.6	75	04/04→12/09	➔		2	24.5285-0240.3 330976	L= 240
<b>KIA - PICANTO (SA) 04/04→</b>							
 <b>Bremsattel</b>							
1.0	45	04/04→	←	☐; 05/04→ 04/11		24.3511-1715.5 240599	Ø 51 - Halter
			←	☐; 05/04→ 04/11		24.3511-1716.5 240600	Ø 51 - Halter
			➔	☐; 05/04→ 04/11; + ABS		24.3344-1729.5 240972	Ø 34 - Halter
			➔	☐; 05/04→ 04/11; + ABS		24.3344-1730.5 240973	Ø 34 - Halter
1.0	46	09/07→	←	☐; 11/09→ 04/11		24.3511-1715.5 240599	Ø 51 - Halter
			←	☐; 11/09→ 04/11		24.3511-1716.5 240600	Ø 51 - Halter
			➔	☐; 11/09→ 04/11; + ABS		24.3344-1729.5 240972	Ø 34 - Halter
			➔	☐; 11/09→ 04/11; + ABS		24.3344-1730.5 240973	Ø 34 - Halter
1.0	53	04/04→04/11	←	☐		24.3511-1715.5 240599	Ø 51 - Halter
			←	☐		24.3511-1716.5 240600	Ø 51 - Halter
			➔	☐; + ABS		24.3344-1729.5 240972	Ø 34 - Halter
			➔	☐; + ABS		24.3344-1730.5 240973	Ø 34 - Halter
1.1	48	04/04→	←	☐; → 04/11		24.3511-1715.5 240599	Ø 51 - Halter
1.1 CRDi	55	11/05→	←	☐; → 04/11		24.3511-1716.5 240600	Ø 51 - Halter
			➔	☐; → 04/11; + ABS		24.3344-1729.5 240972	Ø 34 - Halter
			➔	☐; → 04/11; + ABS		24.3344-1730.5 240973	Ø 34 - Halter
 <b>Bremsschlauch</b>							
1.0	45	04/04→	←	05/04→ 04/11	2	24.5286-0265.3 331046	L= 265
			➔	☐; 05/04→ 04/11; + ABS		24.5298-0464.3 331358	L= 464
			➔	☐; 05/04→ 04/11; + ABS		24.5298-0465.3 331359	L= 464
1.0	46	09/07→	←	11/09→ 04/11	2	24.5286-0265.3 331046	L= 265
			➔	☐; 11/09→ 04/11; + ABS		24.5298-0464.3 331358	L= 464
			➔	☐; 11/09→ 04/11; + ABS		24.5298-0465.3 331359	L= 464
1.0	53	04/04→04/11	←		2	24.5286-0265.3 331046	L= 265
			➔	☐; + ABS		24.5298-0464.3 331358	L= 464
			➔	☐; + ABS		24.5298-0465.3 331359	L= 464
1.1	48	04/04→	←	→ 04/11	2	24.5286-0265.3 331046	L= 265
1.1 CRDi	55	11/05→	➔	☐; → 04/11; + ABS		24.5298-0464.3 331358	L= 464
			➔	☐; → 04/11; + ABS		24.5298-0465.3 331359	L= 464
<b>KIA - PRO CEE'D (ED) 02/08→02/13</b>							
 <b>Bremsschlauch</b>							
1.4	77	02/08→09/12	←	☐		24.5286-0524.3 331223	L= 535
1.4	80	02/08→09/12	←	☐		24.5286-0525.3 331224	L= 535
1.4 CVVT	66	06/10→09/12	←	☐			
1.6	90	02/08→09/12	➔	☐		24.5298-0270.3 331086	L= 270
1.6	93	02/08→09/12	➔	☐			
1.6 CRDi 115	85	02/08→09/12	➔	☐		24.5298-0271.3 331087	L= 270
↓							

























	kw			 	! #		
<b>KIA - PRO CEE'D (ED) 02/08→02/13</b>							
 <b>Bremsschlauch</b>							
1.6 CRDi 128	94	10/10→09/12	←	☐		24.5286-0524.3 331223	L= 535
1.6 CRDi 90	66	02/08→09/12	←	☐		24.5286-0525.3 331224	L= 535
1.6 CVVT	92	10/10→02/13	←	☐		24.5286-0525.3 331224	L= 535
2.0	105	02/08→09/12	→	☐		24.5298-0270.3 331086	L= 270
2.0 CRDi 140	103	02/08→09/12	→	☐		24.5298-0270.3 331086	L= 270
2.0 LPG	105	01/09→12/09	→	☐		24.5298-0271.3 331087	L= 270
<b>KIA - SEPHIA (FA) 01/95→10/97</b>							
<b>Führungshülzensatz, Bremssattel</b>							
1.5 i	59	02/96→10/97	←			11.0101-5407.2 260011	ATE
1.8 i 16V	82	01/95→10/97	←			11.0101-5407.2 260011	ATE
1.6 i	59	01/95→10/97	←	→ 06/96		11.0101-5407.2 260011	ATE
<b>Führungsbolzen, Bremssattel</b>							
1.5 i	59	02/96→10/97	←			11.8171-0008.1 990049	ATE
1.8 i 16V	82	01/95→10/97	←			11.8171-0008.1 990049	ATE
1.6 i	59	01/95→10/97	←	→ 06/96		11.8171-0008.1 990049	ATE
<b>KIA - SEPHIA Stufenheck (FA) 01/92→09/01</b>							
<b>Führungshülzensatz, Bremssattel</b>							
1.5 i	59	02/96→10/97	←			11.0101-5407.2 260011	ATE
1.8 i 16V	82	01/95→10/97	←			11.0101-5407.2 260011	ATE
1.6 i	59	09/93→10/97	←	10/93→ 06/96		11.0101-5407.2 260011	ATE
<b>Führungsbolzen, Bremssattel</b>							
1.5 i	59	02/96→10/97	←			11.8171-0008.1 990049	ATE
1.8 i 16V	82	01/95→10/97	←			11.8171-0008.1 990049	ATE
1.6 i	59	09/93→10/97	←	10/93→ 06/96		11.8171-0008.1 990049	ATE
<b>KIA - SHUMA (FB) 09/96→12/01</b>							
 <b>Bremsschlauch</b>							
1.5 i 16V	65	10/97→03/01	→	- ABS	2	24.5285-0240.3 330976	L= 240
1.8 i 16V	81	10/97→03/01	→	- ABS	2	24.5285-0240.3 330976	L= 240
1.6	75	01/01→12/01	→	05/01→	2	24.5285-0240.3 330976	L= 240
<b>KIA - SHUMA II (FB) 05/01→08/04</b>							
 <b>Bremsschlauch</b>							
1.6	75	05/01→08/04	→		2	24.5285-0240.3 330976	L= 240
1.8	84	04/03→08/04	→		2	24.5285-0240.3 330976	L= 240
1.8	81	05/01→06/04	→	04/03→	2	24.5285-0240.3 330976	L= 240
<b>KIA - SHUMA II Stufenheck (FB) 05/01→05/04</b>							
 <b>Bremsschlauch</b>							
1.6	75	05/01→05/04	→		2	24.5285-0240.3 330976	L= 240
<b>KIA - SHUMA Stufenheck (FB) 03/96→10/01</b>							
 <b>Bremsschlauch</b>							
1.5	59	03/96→12/98	→	10/97→; - ABS	2	24.5285-0240.3 330976	L= 240
<b>KIA - SPORTAGE (JE_, KM_) 09/04→</b>							
 <b>Bremsschlauch</b>							
2.0	122	01/09→05/10	←	☐		24.5286-0405.3 331061	L= 405
2.0 16V 4WD	104	09/04→	←	☐; → 05/10		24.5286-0405.3 331061	L= 405
2.0 CRDi	83	02/05→	←				
2.0 CRDi	100	01/06→	←				
2.0 CRDi	103	01/06→	←				
2.0 CRDi	110	09/07→	←				
2.0 CRDi 4WD	83	09/04→	←				
2.0 CRDi 4WD	100	01/06→	←				
2.0 CRDi 4WD	103	01/06→	←				
2.0 CRDi 4WD	110	09/08→	←				
2.0 i 16V	104	09/04→	←				
2.7 V6 4WD	129	09/04→	←				
<b>LADA - SAMARA (2108, 2109, 2115, 2113, 2114) 01/86→12/13</b>							
 <b>Bremsschlauch</b>							
1.5	56	04/96→12/13	←	→ 12/99	2	24.5127-0305.3 330578	L= 305
1500	52	02/95→12/06	←				
↓							

	kw			 	! #		
<b>LADA - SAMARA (2108, 2109, 2115, 2113, 2114) 01/86→12/13</b>							
 <b>Bremsschlauch</b>							
1100	43	02/96→08/99	←		2	24.5127-0305.3 330578	L= 305
1300	45	09/91→08/99					
1300	46	06/87→12/96					
1300	50	02/96→12/96					
1500	50	09/91→12/96					
1500	53	09/87→12/96					
<b>LADA - SAMARA FORMA Stufenheck (21099, 2115) 09/87→12/12</b>							
 <b>Bremsschlauch</b>							
1100	39	07/91→08/99	←	→ 12/95	2	24.5127-0305.3 330578	L= 305
1300	45	07/91→08/99					
1300	46	05/90→08/99					
1300	48	05/89→07/97					
1500	50	07/91→12/96					
1500	52	11/94→12/06					
1500	53	09/91→12/96					
<b>LANCIA - DEDRA (835_) 01/89→07/99</b>							
 <b>Bremssattel</b>							
1.6 i.e. (835AN)	55	04/93→07/99	→	☐; → 10/93; + ABS		24.3344-1703.5 240117	TRW Ø 34 - Halter
			→	☐; → 10/93; + ABS		24.3344-1704.5 240118	TRW Ø 34 - Halter
1.8 16V LE (835FG)	83	03/96→07/99	→	☐		24.3344-1703.5 240117	TRW Ø 34 - Halter
1.8 GT 16V (835EH)	96	03/96→07/99	→	☐		24.3344-1704.5 240118	TRW Ø 34 - Halter
1.8 i.e. (835FA)	74	07/94→07/99	→	☐			
2.0 16V (835ED)	102	07/94→07/99	→	☐			
1.8 i.e. (835AT)	66	08/93→07/99	→	☐; → 10/93		24.3344-1703.5 240117	TRW Ø 34 - Halter
			→	☐; 11/93→		24.3344-1703.5 240117	TRW Ø 34 - Halter
			→	☐; → 10/93		24.3344-1704.5 240118	TRW Ø 34 - Halter
			→	☐; 11/93→		24.3344-1704.5 240118	TRW Ø 34 - Halter
1.8 i.e. (835BD, 835AD)	77	09/89→07/99	→	☐; 11/93→		24.3344-1703.5 240117	TRW Ø 34 - Halter
1.9 TDS (835EE, 835EF)	66	04/89→07/99	→	☐; 01/90→ 10/93		24.3344-1703.5 240117	TRW Ø 34 - Halter
2.0 i.e. (835AL)	83	09/89→07/99	→	☐; 11/93→		24.3344-1704.5 240118	TRW Ø 34 - Halter
			→	☐; 01/90→ 10/93		24.3344-1704.5 240118	TRW Ø 34 - Halter
2.0 i.e. Turbo (835AR)	119	04/91→07/99	→	☐; 11/93→		24.3344-1703.5 240117	TRW Ø 34 - Halter
			→	☐; 05/91→ 10/93		24.3344-1703.5 240117	TRW Ø 34 - Halter
			→	☐; 11/93→		24.3344-1704.5 240118	TRW Ø 34 - Halter
			→	☐; 05/91→ 10/93		24.3344-1704.5 240118	TRW Ø 34 - Halter
<b>Zubehörsatz, Bremssattel</b>							
1.6 i.e. (835AN)	55	04/93→07/99	→	→ 10/93; + ABS		24.0101-3601.2 260044	TRW
1.8 16V LE (835FG)	83	03/96→07/99	→			24.0101-3601.2 260044	TRW
1.8 GT 16V (835EH)	96	03/96→07/99	→				
1.8 i.e. (835FA)	74	07/94→07/99	→				
2.0 16V (835ED)	102	07/94→07/99	→				
1.8 i.e. (835AT)	66	08/93→07/99	→	→ 10/93		24.0101-3601.2 260044	TRW
			→	11/93→		24.0101-3601.2 260044	TRW
1.8 i.e. (835BD, 835AD)	77	09/89→07/99	→	11/93→		24.0101-3601.2 260044	TRW
1.9 TDS (835EE, 835EF)	66	04/89→07/99	→	01/90→ 10/93		24.0101-3601.2 260044	TRW
2.0 i.e. (835AL)	83	09/89→07/99	→				
2.0 i.e. Turbo (835AR)	119	04/91→07/99	→	05/91→ 10/93		24.0101-3601.2 260044	TRW
			→	11/93→		24.0101-3601.2 260044	TRW
<b>LANCIA - DEDRA SW (835_) 07/94→07/99</b>							
 <b>Bremssattel</b>							
1.8 16V LE (835FG)	83	03/96→07/99	→	☐		24.3344-1703.5 240117	TRW Ø 34 - Halter
1.8 GT 16V (835EH)	96	03/96→07/99	→	☐		24.3344-1704.5 240118	TRW Ø 34 - Halter
1.8 i.e. (835FA)	74	07/94→07/99	→				
1.9 TDS (835EE, 835EF)	66	07/94→07/99	→				
2.0 16V (835ED)	102	07/94→07/99	→				
2.0 Integrale (835ED)	102	07/94→07/99	→				
<b>Zubehörsatz, Bremssattel</b>							
1.8 16V LE (835FG)	83	03/96→07/99	→			24.0101-3601.2 260044	TRW
1.8 GT 16V (835EH)	96	03/96→07/99	→				
1.8 i.e. (835FA)	74	07/94→07/99	→				
1.9 TDS (835EE, 835EF)	66	07/94→07/99	→				
2.0 16V (835ED)	102	07/94→07/99	→				
2.0 Integrale (835ED)	102	07/94→07/99	→				











	kw			 	! #			
<b>LANCIA - DELTA II (836_) 06/93→09/99</b>								
 <b>Bremssattel</b>								
1.8 i.e. (836AE)	76	06/93→08/99	➔	☐; 11/93→		24.3344-1703.5	240117	TRW Ø 34 - Halter
2.0 16V (836AA, 836CA)	102	06/93→08/99	➔	☐; 11/93→		24.3344-1704.5	240118	TRW Ø 34 - Halter
2.0 16V Turbo (836AB)	137	06/93→08/99	➔					
1.8 i.e. (836AG, 836AL)	66	07/94→08/99	➔	☐		24.3344-1703.5	240117	TRW Ø 34 - Halter
1.8 i.e. 16V (836AQ)	83	03/96→08/99	➔	☐		24.3344-1704.5	240118	TRW Ø 34 - Halter
1.8 i.e. 16V GT (836AR)	96	03/96→08/99	➔					
1.9 TD (836AM, 836AN)	66	10/94→08/99						
2.0 16V Turbo (836AS)	142	07/96→08/99						
<b>Zubehörsatz, Bremssattel</b>								
1.8 i.e. (836AE)	76	06/93→08/99	➔	11/93→		24.0101-3601.2	260044	TRW
2.0 16V (836AA, 836CA)	102	06/93→08/99						
2.0 16V Turbo (836AB)	137	06/93→08/99						
1.8 i.e. (836AG, 836AL)	66	07/94→08/99	➔			24.0101-3601.2	260044	TRW
1.8 i.e. 16V (836AQ)	83	03/96→08/99						
1.8 i.e. 16V GT (836AR)	96	03/96→08/99						
1.9 TD (836AM, 836AN)	66	10/94→08/99						
2.0 16V Turbo (836AS)	142	07/96→08/99						
 <b>Bremsschlauch</b>								
1.4 i.e. (836AF, 836AH)	51	10/94→08/99	➔		2	83.6401-0159.3	330746	L= 160
1.6 i.e. (836AP)	66	03/96→08/99						
1.6 i.e. 16V (836AO)	76	01/96→08/99						
1.8 i.e. (836AG, 836AL)	66	07/94→08/99						
1.8 i.e. 16V (836AQ)	83	03/96→08/99						
1.8 i.e. 16V GT (836AR)	96	03/96→08/99						
1.9 TD (836AM, 836AN)	66	10/94→08/99						
2.0 16V Turbo (836AS)	142	07/96→08/99						
1.6 i.e. (836AD)	55	06/93→08/99	➔	11/93→	2	83.6401-0159.3	330746	L= 160
1.8 i.e. (836AE)	76	06/93→08/99						
2.0 16V (836AA, 836CA)	102	06/93→08/99						
2.0 16V Turbo (836AB)	137	06/93→08/99						
<b>LANCIA - DELTA III (844_) 08/08→08/14</b>								
 <b>Bremssattel</b>								
1.4	88	09/08→08/14	←	☐; → 10/09		24.3541-1809.5	240593	BOS Ø 54 - Halter
1.6 D Multijet	85	08/08→08/14	←	☐; → 10/09		24.3541-1810.5	240594	BOS Ø 54 - Halter
1.6 D Multijet	88	09/08→08/14	←					
1.8	147	01/09→08/14	←	☐		11.9571-9953.2	220871	ATE Ø 57 - Halter
1.9 D Multijet	140	01/09→08/14	←			11.9571-9954.2	220872	ATE Ø 57 - Halter
2.0 D Multijet	120	09/08→08/14	←					
2.0 D Multijet	121	09/08→08/14	←					
<b>Führungsbolzen, Bremssattel</b>								
1.8	147	01/09→08/14				11.8171-0008.1	990049	ATE
1.9 D Multijet	140	01/09→08/14						
2.0 D Multijet	120	09/08→08/14						
2.0 D Multijet	121	09/08→08/14						
 <b>Bremsschlauch</b>								
1.4	88	09/08→08/14	←		2	24.5112-0407.3	331459	L= 410
1.4	110	09/08→08/14	←					
1.4 16V	103	07/10→08/14	➔		2	24.5112-0187.3	331150	L= 187
1.4 Bifuel	88	07/11→08/14						
1.6 D Multijet	77	04/11→08/14						
1.6 D Multijet	85	08/08→08/14						
1.6 D Multijet	88	09/08→08/14						
1.8	147	01/09→08/14						
1.9 D Multijet	140	01/09→08/14						
2.0 D Multijet	120	09/08→08/14						
2.0 D Multijet	121	09/08→08/14						
<b>LANCIA - LYBRA (839_) 07/99→10/05</b>								
 <b>Bremssattel</b>								
1.6	76	10/00→10/05	➔	☐		24.3384-1741.5	240924	TRW Ø 38 - Halter
1.9 JTD	85	05/01→10/05	➔	☐		24.3384-1742.5	240925	TRW Ø 38 - Halter
1.9 JTD (839AX1A)	81	09/00→05/01	➔					
2.0 20V (839AXH1A)	110	09/00→10/05						
2.4 20V	125	10/01→10/05						
2.4 JTD	110	05/02→10/05						
2.4 JTD (839AXL1A)	103	09/00→05/02						
1.6 16V (839AXA1A)	76	07/99→10/05	➔	☐; 10/99→		24.3384-1741.5	240924	TRW Ø 38 - Halter
1.8 16V (839AXB1A, 839AXG1A)	96	07/99→10/05	➔	☐; 10/99→		24.3384-1742.5	240925	TRW Ø 38 - Halter
1.9 JTD (839AXD1A)	77	07/99→09/00						
2.0 20V (839AXC11, 839AXC1A)	113	07/99→09/00						
2.4 JTD (839AXE1A)	99	07/99→02/01						
↓								
















	kw			 	! #		
<b>LANCIA - LYBRA (839_) 07/99→10/05</b>							
 <b>Bremsschlauch</b>							
1.6	76	10/00→10/05	←		2	24.5112-0407.3 331459	L= 410
1.9 JTD	85	05/01→10/05					
1.9 JTD (839AX1A)	81	09/00→05/01					
2.0 20V (839AXH1A)	110	09/00→10/05					
2.4 20V	125	10/01→10/05					
2.4 JTD	110	05/02→10/05					
2.4 JTD (839AXL1A)	103	09/00→05/02					
1.6 16V (839AXA1A)	76	07/99→10/05	←	10/99→	2	24.5112-0407.3 331459	L= 410
1.8 16V (839AXB1A, 839AXG1A)	96	07/99→10/05					
1.9 JTD (839AXD1A)	77	07/99→09/00					
2.0 20V (839AXC11, 839AXC1A)	113	07/99→09/00					
2.4 JTD (839AXE1A)	99	07/99→02/01					
<b>LANCIA - LYBRA SW (839_) 07/99→10/05</b>							
 <b>Bremssattel</b>							
1.6	76	10/00→10/05	→			24.3384-1741.5 240924	TRW Ø 38 - Halter
1.9 JTD	85	05/01→10/05	→				
1.9 JTD (839BX1A)	81	09/00→05/01	→			24.3384-1742.5 240925	TRW Ø 38 - Halter
2.0 20V (839BXH1A)	110	09/00→10/05					
2.4 JTD	110	05/02→10/05					
2.4 JTD (839BXE1A)	99	10/99→09/00					
2.4 JTD (839BXL1A)	103	09/00→10/05					
1.6 16V (839BXA1A)	76	07/99→10/05	→	□; 10/99→		24.3384-1741.5 240924	TRW Ø 38 - Halter
1.8 16V (839BXB1A, 839BXG1A)	96	07/99→10/05	→	□; 10/99→		24.3384-1742.5 240925	TRW Ø 38 - Halter
1.9 JTD (839BXD1A)	77	07/99→09/01					
2.0 20V (839BXC11, 839BXC1A)	113	07/99→09/00					
 <b>Bremsschlauch</b>							
1.6	76	10/00→10/05	←		2	24.5112-0407.3 331459	L= 410
1.9 JTD	85	05/01→10/05					
1.9 JTD (839BX1A)	81	09/00→05/01					
2.0 20V (839BXH1A)	110	09/00→10/05					
2.4 JTD	110	05/02→10/05					
2.4 JTD (839BXE1A)	99	10/99→09/00					
2.4 JTD (839BXL1A)	103	09/00→10/05					
1.6 16V (839BXA1A)	76	07/99→10/05	←	10/99→	2	24.5112-0407.3 331459	L= 410
1.8 16V (839BXB1A, 839BXG1A)	96	07/99→10/05					
1.9 JTD (839BXD1A)	77	07/99→09/01					
2.0 20V (839BXC11, 839BXC1A)	113	07/99→09/00					
<b>LANCIA - MUSA (350_) 10/04→09/12</b>							
 <b>Bremssattel</b>							
1.3 D Multijet	51	10/04→09/12	←	□		24.3541-1811.5 240429	BOS Ø 54 - Halter
1.4	57	09/05→09/12	←	□			
1.4	66	10/07→09/12	←	□		24.3541-1812.5 240430	BOS Ø 54 - Halter
1.4	70	10/04→09/12					
1.4 LPG	57	11/10→09/12					
1.6 D Multijet	85	07/08→09/12	→	□		24.3347-1715.5 240719	TRW Ø 34 - Halter
1.6 D Multijet	88	07/08→09/12	→	□		24.3347-1716.5 240720	TRW Ø 34 - Halter
 <b>Bremsschlauch</b>							
1.3 D Multijet	51	10/04→09/12	←		2	24.5112-0456.3 330875	L= 455
1.3 D Multijet	66	09/06→09/12					
1.4	57	09/05→09/12	→		2	83.7201-9173.3 330868	L= 173
1.4	66	10/07→09/12					
1.4	70	10/04→09/12					
1.4 LPG	57	11/10→09/12					
1.6 D Multijet	85	07/08→09/12					
1.6 D Multijet	88	07/08→09/12					
1.9 D Multijet	74	10/04→09/12					
1.3 D Multijet	70	03/09→09/12	←	08/09→	2	24.5112-0456.3 330875	L= 455
			→	08/09→	2	83.7201-9173.3 330868	L= 173
<b>LANCIA - PHEDRA (179_) 09/02→11/10</b>							
 <b>Bremssattel</b>							
2.0 (179AXA11)	100	09/02→11/10	←	□; → 09/10		24.3601-1711.7 220607	TRW Ø 60 - Halter
2.0 D Multijet	100	07/06→11/10	←	□; → 09/10		24.3601-1712.7 220608	TRW Ø 60 - Halter
2.0 JTD	79	07/03→11/10	←				
2.0 JTD	88	06/06→11/10	→	□; → 09/10		24.3384-1761.5 240850	TRW Ø 38 - Halter
2.0 JTD (179AXB1A)	80	09/02→11/10					
↓							
















	kw			 	! #		
<b>LANCIA - PHEDRA (179_) 09/02→11/10</b>							
 <b>Bremssattel</b>							
2.2 JTD (179AXC1A)	94	09/02→11/10	➡	☐; → 09/10		24.3384-1762.5 240851	TRW Ø 38 - Halter
2.2 D Multijet 2.2 JTD	125 120	03/08→11/10 04/06→11/10	⬅	☐; → 09/10		24.3451-1855.5 240659	TRW Ø1 40 Ø2 45 - Halter
			⬅	☐; → 09/10		24.3451-1856.5 240660	TRW Ø1 40 Ø2 45 - Halter
			➡	☐; → 09/10		24.3384-1761.5 240850	TRW Ø 38 - Halter
			➡	☐; → 09/10		24.3384-1762.5 240851	TRW Ø 38 - Halter
3.0 V6	150	09/02→11/10	➡	☐; → 09/10		24.3384-1761.5 240850	TRW Ø 38 - Halter
			➡	☐; → 09/10		24.3384-1762.5 240851	TRW Ø 38 - Halter
 <b>Bremsschlauch</b>							
2.0 (179AXA11)	100	09/02→11/10	⬅	→ 09/10	2	24.5111-0462.3 330555	L= 460
2.0 D Multijet	100	07/06→11/10	⬅	→ 09/10			
2.0 JTD	79	07/03→11/10	➡	→ 09/10	2	24.5229-0251.3 330535	L= 250
2.0 JTD	88	06/06→11/10					
2.0 JTD (179AXB1A)	80	09/02→11/10					
2.2 JTD (179AXC1A)	94	09/02→11/10					
3.0 V6	150	09/02→11/10					
2.2 D Multijet	125	03/08→11/10	➡	→ 09/10	2	24.5229-0251.3 330535	L= 250
2.2 JTD	120	04/06→11/10					
<b>LANCIA - Y (840_) 11/95→09/03</b>							
 <b>Bremssattel</b>							
1.1 (840AE)	40	11/95→09/03	⬅	☐; 05/97→ 12/98		24.3481-1743.5 240305	BDX Ø 48 - Halter
			⬅	☐; 05/97→ 12/98		24.3481-1744.5 240306	BDX Ø 48 - Halter
1.2 (840AA, 840AF1A)	44	03/96→09/03	⬅	☐; 10/00→ 07/03; - ABS		24.3481-1743.5 240305	BDX Ø 48 - Halter
			⬅	☐; → 09/00		24.3481-1743.5 240305	BDX Ø 48 - Halter
			⬅	☐; → 09/00		24.3481-1744.5 240306	BDX Ø 48 - Halter
			⬅	☐; 10/00→ 07/03; - ABS		24.3481-1744.5 240306	BDX Ø 48 - Halter
			⬅	☐; 10/00→ 07/03; + ABS		24.3481-1751.5 240285	BDX Ø 48 - Halter
			⬅	☐; 10/00→ 07/03; + ABS		24.3481-1752.5 240286	BDX Ø 48 - Halter
1.2 16V (840AD)	63	04/97→09/03	⬅	☐; 05/97→ 09/00		24.3481-1751.5 240285	BDX Ø 48 - Halter
			⬅	☐; 05/97→ 09/00		24.3481-1752.5 240286	BDX Ø 48 - Halter
1.2 16V (840AG1A)	59	10/00→09/03	⬅	☐; → 07/03		24.3481-1751.5 240285	BDX Ø 48 - Halter
			⬅	☐; → 07/03		24.3481-1752.5 240286	BDX Ø 48 - Halter
1.4 12V (840AB)	59	10/96→09/03	⬅	☐; → 12/98		24.3481-1703.5 240051	TRW Ø 48 - Halter
1.4 12V (840AC)	55	03/96→09/03	⬅	☐; → 12/98		24.3481-1704.5 240052	TRW Ø 48 - Halter
			⬅	☐; 01/99→ 07/03		24.3481-1751.5 240285	BDX Ø 48 - Halter
			⬅	☐; 01/99→ 07/03		24.3481-1752.5 240286	BDX Ø 48 - Halter
<b>Zubehörsatz, Bremssattel</b>							
1.4 12V (840AB)	59	10/96→09/03	⬅	→ 12/98		24.0101-4301.2 260047	TRW
1.4 12V (840AC)	55	03/96→09/03					
 <b>Bremsschlauch</b>							
1.1 (840AE)	40	11/95→09/03	⬅	☐; 05/97→ 12/98		24.5112-0370.3 330515	L= 372
			⬅	☐; 05/97→ 12/98		24.5112-0376.3 330514	L= 362
1.2 (840AA, 840AF1A)	44	03/96→09/03	⬅	☐; 10/00→ 07/03; - ABS		24.5112-0370.3 330515	L= 372
			⬅	☐; → 09/00		24.5112-0370.3 330515	L= 372
			⬅	☐; 10/00→ 07/03; - ABS		24.5112-0376.3 330514	L= 362
			⬅	☐; → 09/00		24.5112-0376.3 330514	L= 362
			⬅	☐; 10/00→ 07/03; + ABS		24.5112-0395.3 330521	L= 395
			⬅	☐; 10/00→ 07/03; + ABS		24.5112-0396.3 330520	L= 397
1.2 16V (840AD)	63	04/97→09/03	⬅	☐; 05/97→ 09/00		24.5112-0395.3 330521	L= 395
			⬅	☐; 05/97→ 09/00		24.5112-0396.3 330520	L= 397
1.2 16V (840AG1A)	59	10/00→09/03	⬅	☐; → 07/03		24.5112-0395.3 330521	L= 395
			⬅	☐; → 07/03		24.5112-0396.3 330520	L= 397
1.4 12V (840AB)	59	10/96→09/03	⬅	☐; → 12/98		24.5112-0395.3 330521	L= 395
1.4 12V (840AC)	55	03/96→09/03	⬅	☐; → 12/98		24.5112-0396.3 330520	L= 397
			⬅	☐; → 12/98			

































	kw			 	! #		
<b>LANCIA - YPSILON (312_) 05/11→</b>							
 <b>Bremssattel</b>							
1.2	51	05/11→	←	☐		11.9541-9831.2 220953	ATE Ø 54 - Halter
1.2 Bifuel	49	05/11→	←	☐		11.9541-9832.2 220954	ATE Ø 54 - Halter
1.2 Bifuel	51	05/11→	←	☐; 04/15→		11.9541-9831.2 220953	ATE Ø 54 - Halter
			←	☐; 04/15→		11.9541-9832.2 220954	ATE Ø 54 - Halter
<b>Feder, Bremssattel</b>							
1.2	51	05/11→			2	11.8116-0264.1 390594	ATE
1.2 Bifuel	49	05/11→					
1.2 Bifuel	51	05/11→		04/15→	2	11.8116-0264.1 390594	ATE
<b>Führungsbolzen, Bremssattel</b>							
0.9 CNG	59	01/14→				11.8171-0008.1 990049	ATE
0.9 CNG	63	05/11→					
0.9 TwinAir	59	12/13→					
0.9 TwinAir	63	05/11→					
1.2	51	05/11→					
1.2 Bifuel	49	05/11→					
1.3 D Multijet	57	06/16→					
1.3 D Multijet	70	05/11→					
1.2 Bifuel	51	05/11→		04/15→		11.8171-0008.1 990049	ATE
 <b>Bremsschlauch</b>							
0.9 CNG	59	01/14→	←		2	24.5112-0356.3 331129	L= 355
0.9 CNG	63	05/11→					
0.9 TwinAir	59	12/13→					
0.9 TwinAir	63	05/11→					
1.2	51	05/11→					
1.2 Bifuel	49	05/11→					
1.3 D Multijet	57	06/16→					
1.3 D Multijet	70	05/11→					
1.2 Bifuel	51	05/11→	←	04/15→	2	24.5112-0356.3 331129	L= 355
<b>LANCIA - YPSILON (843_) 10/03→12/11</b>							
 <b>Bremssattel</b>							
1.2	44	10/03→12/11	←	☐; → 06/11		24.3481-1805.7 220765	TRW Ø 48 - Halter
1.4	57	02/06→12/11	←	☐; → 06/11		24.3481-1806.7 220766	TRW Ø 48 - Halter
			→	☐; MOMODesign; Scheibenbremse		24.3347-1715.5 240719	TRW Ø 34 - Halter
			→	☐; MOMODesign; Scheibenbremse		24.3347-1716.5 240720	TRW Ø 34 - Halter
1.2	51	08/10→12/11	←	☐; → 06/11		24.3541-1833.5 240403	TRW Ø 54 - Halter
1.2	59	10/03→12/11					
1.3 JTD	51	10/03→12/11	←	☐; → 06/11		24.3541-1834.5 240404	TRW Ø 54 - Halter
1.4 16V	70	10/03→12/11					
1.3 D Multijet	55	09/06→12/11	←	☐; 10/06→ 06/11		24.3541-1833.5 240403	TRW Ø 54 - Halter
1.3 D Multijet	66	09/06→12/11	←	☐; 10/06→ 06/11		24.3541-1834.5 240404	TRW Ø 54 - Halter
1.3 D Multijet	77	05/07→12/11	←	☐; 07/07→ 06/11		24.3541-1833.5 240403	TRW Ø 54 - Halter
			←	☐; 07/07→ 06/11		24.3541-1834.5 240404	TRW Ø 54 - Halter
1.4 LPG	57	11/10→12/11	←	☐; → 06/11		24.3481-1805.7 220765	TRW Ø 48 - Halter
			←	☐; → 06/11		24.3481-1806.7 220766	TRW Ø 48 - Halter
<b>Zubehörsatz, Bremssattel</b>							
1.2	44	10/03→12/11				24.0101-3802.2 260100	TRW
1.4	57	02/06→12/11					
1.4 LPG	57	11/10→12/11					
 <b>Bremsschlauch</b>							
1.2	44	10/03→12/11			2	83.7201-9173.3 330868	L= 173
1.2	51	08/10→12/11					
1.2	59	10/03→12/11	←		2	24.5119-0447.3 330990	L= 447
1.3 JTD	51	10/03→12/11					
1.4	57	02/06→12/11					
1.4 16V	70	10/03→12/11					
1.4 LPG	57	11/10→12/11					
1.3 D Multijet	55	09/06→12/11		10/06→ 06/11	2	83.7201-9173.3 330868	L= 173
1.3 D Multijet	66	09/06→12/11	←	10/06→ 06/11	2	24.5119-0447.3 330990	L= 447
1.3 D Multijet	77	05/07→12/11		07/07→ 06/11	2	83.7201-9173.3 330868	L= 173
			←	07/07→ 06/11	2	24.5119-0447.3 330990	L= 447




















	kw			 	! #			
<b>LANCIA - ZETA (22_) 05/95→09/02</b>								
 <b>Bremssattel</b>								
2.0 16V (220AL5)	97	05/98→07/00	←	☐		24.3571-1709.5	240153	TRW Ø 57 - Halter
2.0 16V (220AQ5)	100	07/00→09/02	←	☐		24.3571-1710.5	240154	TRW Ø 57 - Halter
2.0 JTD	80	04/00→09/02	→	☐; + ABS		24.3361-9975.5	240541	ATE Ø 36 - Halter
2.0 JTD 16V (220AN5)	80	09/99→09/02	→	☐; + ABS		24.3361-9976.5	240542	ATE Ø 36 - Halter
2.0 Turbo (220AD5, 220CD5)	108	05/95→09/02	←	☐		24.3571-1709.5	240153	TRW Ø 57 - Halter
			←	☐		24.3571-1710.5	240154	TRW Ø 57 - Halter
			→	☐		24.3361-9975.5	240541	ATE Ø 36 - Halter
			→	☐		24.3361-9976.5	240542	ATE Ø 36 - Halter
2.1 TD (220AJ5)	80	05/96→09/99	←	☐; 06/96→		24.3571-1709.5	240153	TRW Ø 57 - Halter
			←	☐; 06/96→		24.3571-1710.5	240154	TRW Ø 57 - Halter
			→	☐; 06/96→		24.3361-9975.5	240541	ATE Ø 36 - Halter
			→	☐; 06/96→		24.3361-9976.5	240542	ATE Ø 36 - Halter
<b>Feder, Bremssattel</b>								
2.0 16V (220AL5)	97	05/98→07/00	→	+ ABS	2	11.8116-0073.1	390498	ATE
2.0 16V (220AQ5)	100	07/00→09/02						
2.0 JTD	80	04/00→09/02						
2.0 JTD 16V (220AN5)	80	09/99→09/02						
2.0 Turbo (220AD5, 220CD5)	108	05/95→09/02	→		2	11.8116-0073.1	390498	ATE
2.1 TD (220AJ5)	80	05/96→09/99	→	06/96→	2	11.8116-0073.1	390498	ATE
<b>Führungshülzensatz, Bremssattel</b>								
2.0 16V (220AL5)	97	05/98→07/00	→	+ ABS		11.0101-5407.2	260011	ATE
2.0 16V (220AQ5)	100	07/00→09/02						
2.0 JTD	80	04/00→09/02						
2.0 JTD 16V (220AN5)	80	09/99→09/02						
2.0 Turbo (220AD5, 220CD5)	108	05/95→09/02	→			11.0101-5407.2	260011	ATE
2.1 TD (220AJ5)	80	05/96→09/99	→	06/96→		11.0101-5407.2	260011	ATE
<b>Führungsbolzen, Bremssattel</b>								
2.0 16V (220AL5)	97	05/98→07/00		+ ABS		11.8171-0008.1	990049	ATE
2.0 16V (220AQ5)	100	07/00→09/02						
2.0 JTD	80	04/00→09/02						
2.0 JTD 16V (220AN5)	80	09/99→09/02						
2.0 Turbo (220AD5, 220CD5)	108	05/95→09/02				11.8171-0008.1	990049	ATE
2.1 TD (220AJ5)	80	05/96→09/99		06/96→		11.8171-0008.1	990049	ATE
<b>Dichtungssatz, Bremssattel</b>								
2.0 16V (220AL5)	97	05/98→07/00	→	+ ABS		11.0441-3602.2	250008	ATE
2.0 16V (220AQ5)	100	07/00→09/02						
2.0 JTD	80	04/00→09/02						
2.0 JTD 16V (220AN5)	80	09/99→09/02						
2.0 Turbo (220AD5, 220CD5)	108	05/95→09/02	→			11.0441-3602.2	250008	ATE
2.1 TD (220AJ5)	80	05/96→09/99	→	06/96→		11.0441-3602.2	250008	ATE
 <b>Bremsschlauch</b>								
2.0 16V (220AL5)	97	05/98→07/00	←		2	24.5118-0471.3	330528	L= 473
2.0 16V (220AQ5)	100	07/00→09/02						
2.0 JTD	80	04/00→09/02	→		2	24.5111-0301.3	330499	L= 300
2.0 JTD 16V (220AN5)	80	09/99→09/02				24.5229-0251.3	330535	L= 250
2.0 Turbo (220AD5, 220CD5)	108	05/95→09/02						
2.1 TD (220AJ5)	80	05/96→09/99	←	06/96→	2	24.5118-0471.3	330528	L= 473
			→	06/96→	2	24.5111-0301.3	330499	L= 300
						24.5229-0251.3	330535	L= 250
<b>LAND ROVER - DISCOVERY I (LJ) 06/89→12/98</b>								
 <b>Bremsschlauch</b>								
2.0 16 V 4x4	99	06/89→10/98	←	KA034314→	2	24.5297-0385.3	331047	L= 385
2.5 D 4x4	90	06/93→10/98						
2.5 TDI 4x4	83	10/89→10/98						
4.0 4x4	134	09/93→10/98	←	☐		24.5226-0485.3	331048	L= 485
			←	☐; 07/94→		24.5226-0485.3	331048	L= 485
↓								

	kw					! #		
<b>LAND ROVER - DISCOVERY I (LJ) 06/89→12/98</b>								
 <b>Bremsschlauch</b>								
4.0 4x4	134	09/93→10/98	←	☐; 07/94→		24.5226-0489.3	331049	L= 489
			←	☐		24.5226-0489.3	331049	L= 489
<b>LAND ROVER - DISCOVERY II (L318) 10/98→08/04</b>								
 <b>Bremsschlauch</b>								
2.5 Td5 4x4	100	11/98→06/04	←	☐; 01/99→		24.5226-0485.3	331048	L= 485
			←	☐; 01/99→		24.5226-0489.3	331049	L= 489
2.5 Td5 4x4	102	11/98→06/04	←	☐		24.5226-0485.3	331048	L= 485
4.0 V8 4x4	136	11/98→06/04	←	☐		24.5226-0489.3	331049	L= 489
<b>LAND ROVER - DISCOVERY III (L319) 07/04→09/09</b>								
 <b>Bremssattel</b>								
2.7 TD 4x4	140	07/04→09/09	←	☐; → 08/09; nicht für gepanzerte Fahrzeuge		24.3481-1787.5	240621	TRW Ø 48 - Halter
4.0 4x4	160	02/05→09/09	←					
4.0 V6 4x4	160	10/04→09/09	←	☐; → 08/09; nicht für gepanzerte Fahrzeuge		24.3481-1788.5	240622	TRW Ø 48 - Halter
4.4 4x4	220	07/04→09/09	←					
<b>LAND ROVER - DISCOVERY IV (L319) 09/09→</b>								
 <b>Bremssattel</b>								
2.7 TD 4x4	140	09/09→	←	☐		24.3481-1787.5	240621	TRW Ø 48 - Halter
			←	☐		24.3481-1788.5	240622	TRW Ø 48 - Halter
<b>LAND ROVER - DISCOVERY SPORT (L550) 09/14→</b>								
 <b>Bremssattel</b>								
2.0 D	110	08/15→	←	☐		11.9601-9711.2	220873	ATE Ø 60 - Halter
			←	☐		11.9601-9712.2	220874	ATE Ø 60 - Halter
<b>Führungsbolzen, Bremssattel</b>								
2.0 4x4	177	11/14→	←			11.8171-0096.1	250155	ATE
2.0 D 4x4	110	12/14→						
2.0 D 4x4	132	06/15→						
2.2 D 4x4	110	09/14→						
2.2 D 4x4	140	09/14→						
<b>Dichtungssatz, Bremssattel</b>								
2.0 D	110	08/15→	←			11.0441-6008.2	250038	ATE für Kolben-Ø [mm]: 60
<b>LAND ROVER - FREELANDER (L314) 02/98→10/06</b>								
 <b>Bremssattel</b>								
1.8 16V 4x4	86	11/00→10/06	←	☐; 1A000001→		24.3571-1753.5	240936	TRW Ø 57 - Halter
2.0 Td4 4x4	80	03/01→10/06	←					
2.0 Td4 4x4	82	11/00→10/06	←	☐; 1A000001→		24.3571-1754.7	220790	TRW Ø 57 - Halter
2.5 V6 4x4	130	11/00→10/06						
 <b>Bremsschlauch</b>								
1.8 16V 4x4	86	11/00→10/06	←	2A393451→	2	24.5149-0431.3	330993	L= 431
2.0 Td4 4x4	80	03/01→10/06						
2.0 Td4 4x4	82	11/00→10/06						
2.5 V6 4x4	130	11/00→10/06						
1.8 i 16V 4x4	88	02/98→11/00	←		2	24.5149-0431.3	330993	L= 431
2.0 DI 4x4	72	02/98→11/00						
<b>LAND ROVER - FREELANDER 2 (L359) 10/06→10/14</b>								
 <b>Bremssattel</b>								
2.0 Si4 4x4	177	10/11→10/14	←	☐		11.9601-9711.2	220873	ATE Ø 60 - Halter
2.2 eD4	110	08/10→10/14	←	☐		11.9601-9712.2	220874	ATE Ø 60 - Halter
2.2 SD4 4x4	140	08/10→10/14						
2.2 TD4 4x4	110	10/06→10/14						
2.2 TD4 4x4	112	01/07→10/14						
2.2 TD4 4x4	115	10/06→10/14						
2.2 TD4 4x4	118	10/06→10/14						
3.2 4x4	171	10/06→10/14						
<b>Halter, Bremssattel</b>								
2.0 Si4 4x4	177	10/11→10/14	←			11.0230-0934.1	260128	ATE
2.2 eD4	110	08/10→10/14						
2.2 SD4 4x4	140	08/10→10/14						
2.2 TD4 4x4	110	10/06→10/14						
↓								











	kw					! #			
<b>LAND ROVER - FREELANDER 2 (L359) 10/06→10/14</b>									
<b>Halter, Bremsattel</b>									
2.2 TD4 4x4	112	01/07→10/14	←				11.0230-0934.1	260128	ATE
2.2 TD4 4x4	115	10/06→10/14							
2.2 TD4 4x4	118	10/06→10/14							
<b>Feder, Bremsattel</b>									
2.0 Si4 4x4	177	10/11→10/14			2		11.8116-0206.1	390593	ATE
2.2 eD4	110	08/10→10/14							
2.2 SD4 4x4	140	08/10→10/14							
2.2 TD4 4x4	110	10/06→10/14							
2.2 TD4 4x4	112	01/07→10/14							
2.2 TD4 4x4	115	10/06→10/14							
2.2 TD4 4x4	118	10/06→10/14							
3.2 4x4	171	10/06→10/14							
<b>Führungshülzensatz, Bremsattel</b>									
2.0 Si4 4x4	177	10/11→10/14	←				11.0101-5407.2	260011	ATE
2.2 eD4	110	08/10→10/14							
2.2 SD4 4x4	140	08/10→10/14							
2.2 TD4 4x4	110	10/06→10/14							
2.2 TD4 4x4	112	01/07→10/14							
2.2 TD4 4x4	115	10/06→10/14							
2.2 TD4 4x4	118	10/06→10/14							
3.2 4x4	171	10/06→10/14							
<b>Führungsbolzen, Bremsattel</b>									
2.0 Si4 4x4	177	10/11→10/14					11.8171-0008.1	990049	ATE
2.2 eD4	110	08/10→10/14							
2.2 SD4 4x4	140	08/10→10/14							
2.2 TD4 4x4	110	10/06→10/14							
2.2 TD4 4x4	112	01/07→10/14							
2.2 TD4 4x4	115	10/06→10/14							
2.2 TD4 4x4	118	10/06→10/14							
3.2 4x4	171	10/06→10/14							
<b>Dichtungssatz, Bremsattel</b>									
2.0 Si4 4x4	177	10/11→10/14	←				11.0441-6008.2	250038	ATE für Kolben-Ø [mm]: 60
2.2 eD4	110	08/10→10/14							
2.2 SD4 4x4	140	08/10→10/14							
2.2 TD4 4x4	110	10/06→10/14							
2.2 TD4 4x4	112	01/07→10/14							
2.2 TD4 4x4	115	10/06→10/14							
2.2 TD4 4x4	118	10/06→10/14							
3.2 4x4	171	10/06→10/14							
<b>LAND ROVER - FREELANDER Soft Top (L314) 02/98→10/06</b>									
 <b>Bremsattel</b>									
1.8 4x4	86	10/00→10/06	←	 ; 1A000001→			24.3571-1753.5	240936	TRW Ø 57 - Halter
2.0 TD4 4x4	82	10/00→10/06	←	 ; 1A000001→			24.3571-1754.7	220790	TRW Ø 57 - Halter
 <b>Bremsschlauch</b>									
1.8 4x4	86	10/00→10/06	←	2A393451→	2		24.5149-0431.3	330993	L= 431
2.0 TD4 4x4	82	10/00→10/06							
1.8 i 16V 4x4	88	02/98→10/06	←	→ 11/00	2		24.5149-0431.3	330993	L= 431
2.0 DI 4x4	72	02/98→10/06							
<b>LAND ROVER - RANGE ROVER III (L322) 03/02→12/12</b>									
 <b>Bremsattel</b>									
3.0 D 4x4	130	03/02→08/12	←	 ; 6A000001→;			24.3481-1787.5	240621	TRW Ø 48 - Halter
4.4 4x4	210	03/02→08/05		nicht für gepanzerte Fahrzeuge					
4.4 4x4	220	08/04→08/12	←	 ; 6A000001→;			24.3481-1788.5	240622	TRW Ø 48 - Halter
4.4 4x4	225	05/05→08/12		nicht für gepanzerte Fahrzeuge					
<b>Feder, Bremsattel</b>									
3.0 D 4x4	130	03/02→08/12		→ 5A999999;	2		11.8116-0283.2	390609	ATE
3.6 D 4x4	200	04/06→08/12		nicht für gepanzerte Fahrzeuge					
4.2 4x4	291	05/05→08/12	→	→ 5A999999;	2		11.8116-0296.1	390445	ATE
4.4 4x4	210	03/02→08/05		nicht für gepanzerte Fahrzeuge					
4.4 4x4	220	08/04→08/12							
4.4 4x4	225	05/05→08/12							
 <b>Bremsschlauch</b>									
3.0 D 4x4	130	03/02→08/12	→	→ 5A999999	2		83.1094-0070.3	331228	L= 765 mit Rohrleitung
3.6 D 4x4	200	04/06→08/12							
4.2 4x4	291	05/05→08/12							
4.4 4x4	220	08/04→08/12							
4.4 4x4	225	05/05→08/12							
↓									











	kW					! #		
<b>LAND ROVER - RANGE ROVER III (L322) 03/02→12/12</b>								
 <b>Bremsschlauch</b>								
4.4 4x4	210	03/02→08/05	←			2	83.7750-0482.3 331270	L= 480
			→			2	83.1094-0070.3 331228	L= 765 mit Rohrleitung
<b>LAND ROVER - RANGE ROVER EVOQUE (L538) 06/11→</b>								
 <b>Bremsattel</b>								
2.0 4x4	177	06/11→	←				11.9601-9711.2 220873	ATE Ø 60 - Halter
2.2 D	110	06/11→	←				11.9601-9712.2 220874	ATE Ø 60 - Halter
2.2 D 4x4	110	06/11→	←					
2.2 D 4x4	140	06/11→	←					
2.0 D	110	06/15→	←		Felgenreöße [Zoll]: 16		11.9601-9711.2 220873	ATE Ø 60 - Halter
2.0 D 4x4	110	06/15→	←		Felgenreöße [Zoll]: 16		11.9601-9712.2 220874	ATE Ø 60 - Halter
2.0 D 4x4	132	05/15→	←		Felgenreöße [Zoll]: 16			
<b>Feder, Bremsattel</b>								
2.0 4x4	177	06/11→	→			2	11.8116-0206.1 390593	ATE
2.2 D	110	06/11→	→					
2.2 D 4x4	110	06/11→	→					
2.2 D 4x4	140	06/11→	→					
2.0 D	110	06/15→	→		Felgenreöße [Zoll]: 16	2	11.8116-0206.1 390593	ATE
2.0 D 4x4	110	06/15→	→					
2.0 D 4x4	132	05/15→	→					
<b>Führungsbolzen, Bremsattel</b>								
2.0 D	110	06/15→	←		Felgenreöße [Zoll]: 17		11.8171-0096.1 250155	ATE
2.0 D 4x4	110	06/15→	←					
2.0 D 4x4	132	05/15→	←					
<b>Dichtungssatz, Bremsattel</b>								
2.0 4x4	177	06/11→	←				11.0441-6008.2 250038	ATE für Kolben-Ø [mm]: 60
2.2 D	110	06/11→	←					
2.2 D 4x4	110	06/11→	←					
2.2 D 4x4	140	06/11→	←					
2.0 D	110	06/15→	←		Felgenreöße [Zoll]: 16		11.0441-6008.2 250038	ATE für Kolben-Ø [mm]: 60
2.0 D 4x4	110	06/15→	←					
2.0 D 4x4	132	05/15→	←					
<b>LAND ROVER - RANGE ROVER EVOQUE Cabriolet (L538) 11/15→</b>								
 <b>Bremsattel</b>								
2.0 4x4	177	11/15→	←				11.9601-9711.2 220873	ATE Ø 60 - Halter
2.0 D 4x4	110	11/15→	←		für Bremsscheibendurchmesser [mm]: 300			
2.0 D 4x4	132	11/15→	←		für Bremsscheibendurchmesser [mm]: 300		11.9601-9712.2 220874	ATE Ø 60 - Halter
<b>LEXUS - ES (_V4_) 03/06→06/12</b>								
 <b>Bremsschlauch</b>								
3.5 (GSV40_)	204	05/06→06/12	→		01/07→		24.5296-0562.3 331482	L= 562
			→		01/07→		24.5296-0563.3 331483	L= 562
<b>LEXUS - ES (_V6_) 06/12→</b>								
 <b>Bremsschlauch</b>								
350 (GSV60_)	204	06/12→	→		→ 06/12		24.5296-0562.3 331482	L= 562
			→		→ 06/12		24.5296-0563.3 331483	L= 562
<b>MAZDA - 2 (DE_, DH_3) 07/07→06/15</b>								
 <b>Bremsschlauch</b>								
1.3	55	10/07→06/15	←		→ 12/14		24.5265-0365.3 331159	L= 365
1.3	63	10/07→06/15	←		→ 12/14		24.5265-0366.3 331160	L= 365
1.3 MZR	62	01/10→06/15	←		→ 12/14			
1.4 MZR-CD	50	01/08→06/15	→		→ 12/14	2	24.5285-0265.3 331184	L= 265
1.5	76	10/07→06/15	→					
1.5 MZR	75	06/11→06/15	→					
1.6 MZ-CD	66	10/08→06/15	→					
1.6 MZ-CD	70	06/11→06/15	→					
1.3 BiFuel	55	05/11→11/14	←				24.5265-0365.3 331159	L= 365
1.3 BiFuel	62	05/11→11/14	←				24.5265-0366.3 331160	L= 365
			→			2	24.5285-0265.3 331184	L= 265












	kW			 	! #			
<b>MAZDA - 2 (DY) 02/03→06/07</b>								
 <b>Bremssattel</b>								
1.2	55	02/03→06/07	←	☐		24.3541-8531.5	240679	ATE Ø 54 - Halter
1.25	55	04/03→06/07						
1.3 L	67	04/03→06/07	←	☐		24.3541-8532.5	240680	ATE Ø 54 - Halter
1.4	59	02/03→06/07						
1.4	59	04/03→06/07						
1.4 CD	50	04/03→06/07						
1.6	74	02/03→06/07						
1.6	74	04/03→06/07						
<b>Feder, Bremssattel</b>								
1.2	55	02/03→06/07	←		2	11.8116-0356.1	390586	ATE
1.25	55	04/03→06/07						
1.3 L	67	04/03→06/07						
1.4	59	02/03→06/07						
1.4	59	04/03→06/07						
1.4 CD	50	04/03→06/07						
1.6	74	02/03→06/07						
1.6	74	04/03→06/07						
<b>Führungshülsensatz, Bremssattel</b>								
1.2	55	02/03→06/07	←			11.0101-5407.2	260011	ATE
1.25	55	04/03→06/07						
1.3 L	67	04/03→06/07						
1.4	59	02/03→06/07						
1.4	59	04/03→06/07						
1.4 CD	50	04/03→06/07						
1.6	74	02/03→06/07						
1.6	74	04/03→06/07						
<b>Führungsbolzen, Bremssattel</b>								
1.2	55	02/03→06/07				11.8171-0008.1	990049	ATE
1.25	55	04/03→06/07						
1.3 L	67	04/03→06/07						
1.4	59	02/03→06/07						
1.4	59	04/03→06/07						
1.4 CD	50	04/03→06/07						
1.6	74	02/03→06/07						
1.6	74	04/03→06/07						
 <b>Bremsschlauch</b>								
1.2	55	02/03→06/07	←		2	24.5141-0473.3	331303	L= 473
1.25	55	04/03→06/07						
1.3 L	67	04/03→06/07	→		2	83.7827-0300.3	330902	L= 300
1.4	59	02/03→06/07						
1.4	59	04/03→06/07						
1.4 CD	50	04/03→06/07						
1.6	74	02/03→06/07						
1.6	74	04/03→06/07						
<b>MAZDA - 3 (BK) 10/03→12/09</b>								
 <b>Bremssattel</b>								
1.4	59	02/04→06/09	←	☐; → 05/09		11.9571-9785.2	220595	ATE Ø 57 - Halter
1.6	77	10/03→06/09						
1.6 DI Turbo	80	06/04→06/09	←	☐; → 05/09		11.9571-9786.2	220596	ATE Ø 57 - Halter
1.6 MZ-CD	66	06/06→12/09	→	☐; → 05/09		11.9387-7015.2	220627	ATE Ø 38 - Halter
2.0	110	10/03→12/09						
2.0 MZR-CD	105	12/06→06/09	→	☐; → 05/09		11.9387-7016.2	220628	ATE Ø 38 - Halter
2.3 MPS Turbo	191	12/06→06/09						
1.4	62	10/03→06/09	←	☐; → 03/06		11.9571-9785.2	220595	ATE Ø 57 - Halter
			←	☐; → 03/06		11.9571-9786.2	220596	ATE Ø 57 - Halter
			→	☐; → 03/06		11.9387-7015.2	220627	ATE Ø 38 - Halter
			→	☐; → 03/06		11.9387-7016.2	220628	ATE Ø 38 - Halter
2.3 DiSi Turbo MPS	184	06/06→06/09	←	☐		11.9571-9785.2	220595	ATE Ø 57 - Halter
2.3 MZR	115	03/04→03/09	←	☐		11.9571-9786.2	220596	ATE Ø 57 - Halter
			→	☐		11.9387-7015.2	220627	ATE Ø 38 - Halter
			→	☐		11.9387-7016.2	220628	ATE Ø 38 - Halter
<b>Halter, Bremssattel</b>								
2.0	110	10/03→12/09	→	→ 05/09	2	11.0230-0698.2	260091	ATE
2.0 MZR-CD	105	12/06→06/09						
2.3 MPS Turbo	191	12/06→06/09						
2.3 DiSi Turbo MPS	184	06/06→06/09	→		2	11.0230-0698.2	260091	ATE
2.3 MZR	115	03/04→03/09						
↓								














	kw			 	! #		
<b>MAZDA - 3 (BK) 10/03→12/09</b>							
<b>Feder, Bremsattel</b>							
1.4	59	02/04→06/09	←	→ 05/09	2	11.8116-0356.1 390586	ATE
1.6	77	10/03→06/09	→	→ 05/09	2	11.8116-0340.1 390595	ATE
1.6 DI Turbo	80	06/04→06/09					
1.6 MZ-CD	66	06/06→12/09					
2.0	110	10/03→12/09					
2.0 MZR-CD	105	12/06→06/09					
2.3 MPS Turbo	191	12/06→06/09					
1.4	62	10/03→06/09	←	→ 03/06	2	11.8116-0356.1 390586	ATE
			→	→ 03/06	2	11.8116-0340.1 390595	ATE
2.3 DiSi Turbo MPS	184	06/06→06/09	←		2	11.8116-0356.1 390586	ATE
2.3 MZR	115	03/04→03/09	→		2	11.8116-0340.1 390595	ATE
<b>Führungshülzensatz, Bremsattel</b>							
1.4	59	02/04→06/09	←	→ 05/09		11.0101-5407.2 260011	ATE
1.6	77	10/03→06/09	→	→ 05/09		11.0101-5407.2 260011	ATE
1.6 DI Turbo	80	06/04→06/09					
1.6 MZ-CD	66	06/06→12/09					
2.0	110	10/03→12/09					
2.0 MZR-CD	105	12/06→06/09					
2.3 MPS Turbo	191	12/06→06/09					
1.4	62	10/03→06/09	←	→ 03/06		11.0101-5407.2 260011	ATE
			→	→ 03/06		11.0101-5407.2 260011	ATE
2.3 DiSi Turbo MPS	184	06/06→06/09	←			11.0101-5407.2 260011	ATE
2.3 MZR	115	03/04→03/09	→			11.0101-5407.2 260011	ATE
<b>Führungsbolzen, Bremsattel</b>							
1.4	59	02/04→06/09		→ 05/09		11.8171-0008.1 990049	ATE
1.6	77	10/03→06/09					
1.6 DI Turbo	80	06/04→06/09					
1.6 MZ-CD	66	06/06→12/09					
2.0	110	10/03→12/09					
2.0 MZR-CD	105	12/06→06/09					
2.3 MPS Turbo	191	12/06→06/09					
1.4	62	10/03→06/09		→ 03/06		11.8171-0008.1 990049	ATE
2.3 DiSi Turbo MPS	184	06/06→06/09				11.8171-0008.1 990049	ATE
2.3 MZR	115	03/04→03/09					
<b>Bremsschlauch</b>							
1.4	59	02/04→06/09	→	→ 05/09	2	83.7788-0383.3 330972	L= 382
1.6	77	10/03→06/09					
1.6 DI Turbo	80	06/04→06/09					
1.6 MZ-CD	66	06/06→12/09					
2.0	110	10/03→12/09					
2.0 MZR-CD	105	12/06→06/09					
2.3 MPS Turbo	191	12/06→06/09					
1.4	62	10/03→06/09	→	→ 03/06	2	83.7788-0383.3 330972	L= 382
2.3 DiSi Turbo MPS	184	06/06→06/09	→		2	83.7788-0383.3 330972	L= 382
2.3 MZR	115	03/04→03/09					
<b>MAZDA - 3 (BL) 12/08→09/14</b>							
<b>Bremssattel</b>							
1.6 MZR	77	12/08→09/14	←	☐; 06/09→ 11/13		11.9571-9785.2 220595	ATE Ø 57 - Halter
2.0 MZR	110	01/09→09/14	←	☐; 06/09→ 11/13		11.9571-9786.2 220596	ATE Ø 57 - Halter
2.5	122	03/09→09/14	→	☐; 06/09→ 11/13		11.9387-7099.2 221053	ATE Ø 38 - Halter
			→	☐; 06/09→ 11/13		11.9387-7100.2 221054	ATE Ø 38 - Halter
1.6 MZR	79	01/10→12/13	←	☐; → 11/13		11.9571-9785.2 220595	ATE Ø 57 - Halter
2.0 MZR	108	06/10→09/14	←	☐; → 11/13		11.9571-9786.2 220596	ATE Ø 57 - Halter
			→	☐; → 11/13		11.9387-7099.2 221053	ATE Ø 38 - Halter
			→	☐; → 11/13		11.9387-7100.2 221054	ATE Ø 38 - Halter
1.6 MZR CD	80	12/08→05/13	←	☐; 06/09→		11.9571-9785.2 220595	ATE Ø 57 - Halter
2.0 DISI (BLEFP)	110	05/09→02/12	←	☐; 06/09→		11.9571-9786.2 220596	ATE Ø 57 - Halter
2.0 MZR DISI	111	12/08→05/13	→	☐; 06/09→		11.9387-7099.2 221053	ATE Ø 38 - Halter
2.2 MZR CD	110	01/09→05/13	→	☐; 06/09→		11.9387-7100.2 221054	ATE Ø 38 - Halter
2.2 MZR CD	136	01/09→05/13	→	☐; 06/09→		11.9387-7100.2 221054	ATE Ø 38 - Halter
1.6 MZR CD	85	09/10→05/13	←	☐; 11/10→		11.9571-9785.2 220595	ATE Ø 57 - Halter
			←	☐; 11/10→		11.9571-9786.2 220596	ATE Ø 57 - Halter
			→	☐; 11/10→		11.9387-7099.2 221053	ATE Ø 38 - Halter
↓							


























	kw			 	! #		
<b>MAZDA - 3 (BL) 12/08→09/14</b>							
 <b>Bremssattel</b>							
1.6 MZR CD	85	09/10→05/13	➡	☐; 11/10→		11.9387-7100.2 221054	ATE Ø 38 - Halter
2.3 MPS Turbo	191	06/09→09/14	←	☐; → 11/13		11.9576-9975.2 220649	ATE Ø 57 - Halter
			←	☐; → 11/13		11.9576-9976.2 220650	ATE Ø 57 - Halter
			➡	☐; → 11/13		11.9387-7099.2 221053	ATE Ø 38 - Halter
			➡	☐; → 11/13		11.9387-7100.2 221054	ATE Ø 38 - Halter
<b>Feder, Bremssattel</b>							
1.6 MZR 2.0 MZR 2.5	77 110 122	12/08→09/14 01/09→09/14 03/09→09/14	➡	06/09→ 11/13	2	11.8116-0340.1 390595 11.8116-0356.1 390586	ATE ATE
1.6 MZR 2.0 MZR	79 108	01/10→12/13 06/10→09/14	➡	→ 11/13	2	11.8116-0340.1 390595 11.8116-0356.1 390586	ATE ATE
1.6 MZR CD 2.0 DISI (BLEFP) 2.0 MZR DISI 2.2 MZR CD 2.2 MZR CD	80 110 111 110 136	12/08→05/13 05/09→02/12 12/08→05/13 01/09→05/13 01/09→05/13	➡	06/09→	2	11.8116-0340.1 390595 11.8116-0356.1 390586	ATE ATE
1.6 MZR CD	85	09/10→05/13	➡	11/10→	2	11.8116-0340.1 390595 11.8116-0356.1 390586	ATE ATE
2.3 MPS Turbo	191	06/09→09/14	➡	→ 11/13	2	11.8116-0340.1 390595	ATE
 <b>Bremsschlauch</b>							
1.6 MZR 2.0 MZR 2.5	77 110 122	12/08→09/14 01/09→09/14 03/09→09/14	➡	06/09→ 11/13	2	83.7788-0383.3 330972	L= 382
1.6 MZR 2.0 MZR 2.3 MPS Turbo	79 108 191	01/10→12/13 06/10→09/14 06/09→09/14	➡	→ 11/13	2	83.7788-0383.3 330972	L= 382
1.6 MZR CD 2.0 DISI (BLEFP) 2.0 MZR DISI 2.2 MZR CD 2.2 MZR CD	80 110 111 110 136	12/08→05/13 05/09→02/12 12/08→05/13 01/09→05/13 01/09→05/13	➡	06/09→	2	83.7788-0383.3 330972	L= 382
1.6 MZR CD	85	09/10→05/13	➡	11/10→	2	83.7788-0383.3 330972	L= 382
<b>MAZDA - 3 Stufenheck (BK) 09/99→12/09</b>							
 <b>Bremssattel</b>							
1.6 1.6 DI Turbo 2.0 2.0 MZR-CD	77 80 110 105	02/04→06/09 06/04→06/09 10/03→12/09 12/06→06/09	←	☐; → 05/09		11.9571-9785.2 220595 11.9571-9786.2 220596 11.9387-7015.2 220627 11.9387-7016.2 220628	ATE Ø 57 - Halter ATE Ø 57 - Halter ATE Ø 38 - Halter ATE Ø 38 - Halter
2.0 2.0	104 108	04/04→06/06 09/03→06/06	←	☐		11.9571-9785.2 220595	ATE Ø 57 - Halter
			←	☐		11.9571-9786.2 220596	ATE Ø 57 - Halter
			➡	☐		11.9387-7015.2 220627	ATE Ø 38 - Halter
			➡	☐		11.9387-7016.2 220628	ATE Ø 38 - Halter
2.3	118	03/04→03/09	←	☐; → 09/04		11.9571-9785.2 220595	ATE Ø 57 - Halter
			←	☐; → 09/04		11.9571-9786.2 220596	ATE Ø 57 - Halter
			➡	☐; → 09/04		11.9387-7015.2 220627	ATE Ø 38 - Halter
			➡	☐; → 09/04		11.9387-7016.2 220628	ATE Ø 38 - Halter
<b>Halter, Bremssattel</b>							
2.0 2.0	104 108	04/04→06/06 09/03→06/06	➡		2	11.0230-0698.2 260091	ATE
2.0 2.0 MZR-CD	110 105	10/03→12/09 12/06→06/09	➡	→ 05/09	2	11.0230-0698.2 260091	ATE
2.3	118	03/04→03/09	➡	→ 09/04	2	11.0230-0698.2 260091	ATE
<b>Feder, Bremssattel</b>							
1.6 1.6 DI Turbo 2.0 2.0 MZR-CD	77 80 110 105	02/04→06/09 06/04→06/09 10/03→12/09 12/06→06/09	←	→ 05/09	2	11.8116-0356.1 390586 11.8116-0340.1 390595	ATE ATE
2.0 2.0	104 108	04/04→06/06 09/03→06/06	←		2	11.8116-0356.1 390586	ATE
			➡		2	11.8116-0340.1 390595	ATE
2.3	118	03/04→03/09	←	→ 09/04	2	11.8116-0356.1 390586	ATE
↓							

	kw			 	! #		
<b>MAZDA - 3 Stufenheck (BK) 09/99→12/09</b>							
<b>Feder, Bremssattel</b>							
2.3	118	03/04→03/09	➡	→ 09/04	2	11.8116-0340.1 390595	ATE
<b>Führungshülzensatz, Bremssattel</b>							
1.6	77	02/04→06/09	←	→ 05/09		11.0101-5407.2 260011	ATE
1.6 DI Turbo	80	06/04→06/09					
2.0	110	10/03→12/09	➡	→ 05/09		11.0101-5407.2 260011	ATE
2.0 MZR-CD	105	12/06→06/09					
2.0	104	04/04→06/06	←			11.0101-5407.2 260011	ATE
2.0	108	09/03→06/06	➡			11.0101-5407.2 260011	ATE
2.3	118	03/04→03/09	←	→ 09/04		11.0101-5407.2 260011	ATE
			➡	→ 09/04		11.0101-5407.2 260011	ATE
<b>Führungsbolzen, Bremssattel</b>							
1.6	77	02/04→06/09		→ 05/09		11.8171-0008.1 990049	ATE
1.6 DI Turbo	80	06/04→06/09					
2.0	110	10/03→12/09					
2.0 MZR-CD	105	12/06→06/09					
2.0	104	04/04→06/06				11.8171-0008.1 990049	ATE
2.0	108	09/03→06/06					
2.3	118	03/04→03/09		→ 09/04		11.8171-0008.1 990049	ATE
<b> Bremsschlauch</b>							
1.6	77	02/04→06/09	➡	→ 05/09	2	83.7788-0383.3 330972	L= 382
1.6 DI Turbo	80	06/04→06/09					
2.0	110	10/03→12/09					
2.0 MZR-CD	105	12/06→06/09					
2.0	104	04/04→06/06	➡		2	83.7788-0383.3 330972	L= 382
2.0	108	09/03→06/06					
2.3	118	03/04→03/09	➡	→ 09/04	2	83.7788-0383.3 330972	L= 382
<b>MAZDA - 3 Stufenheck (BL) 12/08→</b>							
<b> Bremssattel</b>							
1.6 MZR	77	02/09→09/14	←	☐; 06/09→ 11/13		11.9571-9785.2 220595	ATE Ø 57 - Halter
2.0 MZR	110	03/09→09/14	←	☐; 06/09→ 11/13		11.9571-9786.2 220596	ATE Ø 57 - Halter
2.2 MZR CD	110	01/09→09/14	➡	☐; 06/09→ 11/13		11.9387-7099.2 221053	ATE Ø 38 - Halter
			➡	☐; 06/09→ 11/13		11.9387-7100.2 221054	ATE Ø 38 - Halter
1.6 MZR CD	85	09/10→05/13	←	☐; 11/10→		11.9571-9785.2 220595	ATE Ø 57 - Halter
			←	☐; 11/10→		11.9571-9786.2 220596	ATE Ø 57 - Halter
			➡	☐; 11/10→		11.9387-7099.2 221053	ATE Ø 38 - Halter
			➡	☐; 11/10→		11.9387-7100.2 221054	ATE Ø 38 - Halter
1.6 MZR CD (BL12)	80	12/08→05/13	←	☐; 06/09→		11.9571-9785.2 220595	ATE Ø 57 - Halter
2.0 MZR DISI	111	02/09→05/13	←	☐; 06/09→		11.9571-9786.2 220596	ATE Ø 57 - Halter
			➡	☐; 06/09→		11.9387-7099.2 221053	ATE Ø 38 - Halter
			➡	☐; 06/09→		11.9387-7100.2 221054	ATE Ø 38 - Halter
2.0	113	09/11→09/14	←	☐		11.9571-9785.2 220595	ATE Ø 57 - Halter
2.2 MZR CD	136	06/09→05/13	←	☐		11.9571-9786.2 220596	ATE Ø 57 - Halter
			➡	☐		11.9387-7099.2 221053	ATE Ø 38 - Halter
			➡	☐		11.9387-7100.2 221054	ATE Ø 38 - Halter
<b>Feder, Bremssattel</b>							
1.6 MZR	77	02/09→09/14	➡	06/09→ 11/13	2	11.8116-0340.1 390595	ATE
2.0 MZR	110	03/09→09/14				11.8116-0356.1 390586	ATE
2.2 MZR CD	110	01/09→09/14					
1.6 MZR CD	85	09/10→05/13	➡	11/10→	2	11.8116-0340.1 390595	ATE
						11.8116-0356.1 390586	ATE
1.6 MZR CD (BL12)	80	12/08→05/13	➡	06/09→	2	11.8116-0340.1 390595	ATE
2.0 MZR DISI	111	02/09→05/13				11.8116-0356.1 390586	ATE
2.0	113	09/11→09/14	➡		2	11.8116-0340.1 390595	ATE
2.2 MZR CD	136	06/09→05/13				11.8116-0356.1 390586	ATE
<b> Bremsschlauch</b>							
1.6 MZR	77	02/09→09/14	➡	06/09→ 11/13	2	83.7788-0383.3 330972	L= 382
2.0 MZR	110	03/09→09/14					
2.2 MZR CD	110	01/09→09/14					
↓							








	kw			 	! #		
<b>MAZDA - 3 Stufenheck (BL) 12/08→</b>							
 <b>Bremsschlauch</b>							
1.6 MZR CD	85	09/10→05/13	➔	11/10→	2	83.7788-0383.3 330972	L= 382
1.6 MZR CD (BL12)	80	12/08→05/13	➔	06/09→	2	83.7788-0383.3 330972	L= 382
2.0 MZR DISI	111	02/09→05/13					
2.0	113	09/11→09/14	➔		2	83.7788-0383.3 330972	L= 382
2.2 MZR CD	136	06/09→05/13					
<b>MAZDA - 5 (CR19) 02/05→12/10</b>							
 <b>Bremssattel</b>							
1.8	85	02/05→05/10	←	☐; 03/05→ 11/06		11.9571-9785.2 220595	ATE Ø 57 - Halter
2.0	107	02/05→05/10	←	☐; 12/06→		11.9571-9785.2 220595	ATE Ø 57 - Halter
2.0 CD	81	02/05→05/10	←	☐; 12/06→		11.9571-9786.2 220596	ATE Ø 57 - Halter
			←	☐; 03/05→ 11/06		11.9571-9786.2 220596	ATE Ø 57 - Halter
2.0 CD	105	02/05→05/10	←	☐; 12/06→		11.9571-9785.2 220595	ATE Ø 57 - Halter
			←	☐; 06/05→ 11/06		11.9571-9785.2 220595	ATE Ø 57 - Halter
			←	☐; 12/06→		11.9571-9786.2 220596	ATE Ø 57 - Halter
			←	☐; 06/05→ 11/06		11.9571-9786.2 220596	ATE Ø 57 - Halter
2.3	122	02/05→09/08	←	☐; 06/05→ 11/06		11.9571-9785.2 220595	ATE Ø 57 - Halter
			←	☐; 12/06→		11.9571-9786.2 220596	ATE Ø 57 - Halter
<b>Halter, Bremssattel</b>							
1.8	85	02/05→05/10	➔	03/05→; 15"	2	11.0230-0698.2 260091	ATE
2.0	107	02/05→05/10					
2.0 CD	81	02/05→05/10					
2.0 CD	105	02/05→05/10	➔	06/05→; 15"	2	11.0230-0698.2 260091	ATE
2.3	122	02/05→09/08					
<b>Feder, Bremssattel</b>							
1.8	85	02/05→05/10	←	03/05→ 11/06	2	11.8116-0356.1 390586	ATE
2.0	107	02/05→05/10	←	12/06→	2	11.8116-0356.1 390586	ATE
2.0 CD	81	02/05→05/10	➔	03/05→	2	11.8116-0340.1 390595	ATE
2.0 CD	105	02/05→05/10	←	12/06→	2	11.8116-0356.1 390586	ATE
2.3	122	02/05→09/08	←	06/05→ 11/06	2	11.8116-0356.1 390586	ATE
			➔	06/05→	2	11.8116-0340.1 390595	ATE
<b>Führungshülzensatz, Bremssattel</b>							
1.8	85	02/05→05/10	←	03/05→ 11/06		11.0101-5407.2 260011	ATE
2.0	107	02/05→05/10	←	12/06→		11.0101-5407.2 260011	ATE
2.0 CD	81	02/05→05/10	➔	03/05→		11.0101-5407.2 260011	ATE
2.0 CD	105	02/05→05/10	←	12/06→		11.0101-5407.2 260011	ATE
2.3	122	02/05→09/08	←	06/05→ 11/06		11.0101-5407.2 260011	ATE
			➔	06/05→		11.0101-5407.2 260011	ATE
<b>Führungsbolzen, Bremssattel</b>							
1.8	85	02/05→05/10		12/06→		11.8171-0008.1 990049	ATE
2.0	107	02/05→05/10		03/05→		11.8171-0008.1 990049	ATE
2.0 CD	81	02/05→05/10		03/05→ 11/06		11.8171-0008.1 990049	ATE
2.0 CD	105	02/05→05/10		12/06→		11.8171-0008.1 990049	ATE
2.3	122	02/05→09/08		06/05→		11.8171-0008.1 990049	ATE
				06/05→ 11/06		11.8171-0008.1 990049	ATE
 <b>Bremsschlauch</b>							
1.8	85	02/05→05/10	←	03/05→	2	83.7788-0383.3 330972	L= 382
2.0	107	02/05→05/10	➔	03/05→	2	83.7788-0383.3 330972	L= 382
2.0 CD	81	02/05→05/10					
2.0 CD	105	02/05→05/10	←	06/05→	2	83.7788-0383.3 330972	L= 382
2.3	122	02/05→09/08	➔	06/05→	2	83.7788-0383.3 330972	L= 382
<b>MAZDA - 5 (CW) 09/10→</b>							
 <b>Bremssattel</b>							
1.6 CD	85	09/10→	←	☐		11.9571-9785.2 220595	ATE Ø 57 - Halter
1.8 MZR	85	09/10→	←	☐		11.9571-9786.2 220596	ATE Ø 57 - Halter
2.0	106	01/11→					
↓							














	kw			 	! #			
<b>MAZDA - 5 (CW) 09/10→</b>								
 <b>Bremssattel</b>								
2.0	108	01/11→	←	<input type="checkbox"/>		11.9571-9785.2	220595	ATE Ø 57 - Halter
2.0	110	09/10→	←	<input type="checkbox"/>		11.9571-9786.2	220596	ATE Ø 57 - Halter
<b>Feder, Bremssattel</b>								
1.6 CD	85	09/10→			2	11.8116-0356.1	390586	ATE
1.8 MZR	85	09/10→	→		2	11.8116-0340.1	390595	ATE
2.0	106	01/11→						
2.0	108	01/11→						
2.0	110	09/10→						
<b>Führungshülzensatz, Bremssattel</b>								
1.6 CD	85	09/10→	←			11.0101-5407.2	260011	ATE
1.8 MZR	85	09/10→						
2.0	106	01/11→						
2.0	108	01/11→						
2.0	110	09/10→						
<b>Führungsbolzen, Bremssattel</b>								
1.6 CD	85	09/10→				11.8171-0008.1	990049	ATE
1.8 MZR	85	09/10→						
2.0	106	01/11→						
2.0	108	01/11→						
2.0	110	09/10→						
 <b>Bremsschlauch</b>								
1.6 CD	85	09/10→	→		2	83.7788-0383.3	330972	L= 382
1.8 MZR	85	09/10→						
2.0	106	01/11→						
2.0	108	01/11→						
2.0	110	09/10→						
<b>MAZDA - 6 Hatchback (GG) 08/02→12/08</b>								
 <b>Bremssattel</b>								
1.8	88	08/02→08/07	→	<input type="checkbox"/> ; → 07/07		24.3354-1703.5	240603	AKE Ø 35 - Halter
2.0	104	08/02→08/07	→	<input type="checkbox"/> ; → 07/07		24.3354-1704.5	240604	AKE Ø 35 - Halter
2.0	108	03/05→08/07						
2.0 DI	89	08/02→08/07						
2.0 DI	100	08/02→08/07						
2.0 DI	105	06/05→08/07						
2.3	122	08/02→08/07						
 <b>Bremsschlauch</b>								
1.8	88	08/02→08/07	→	→ 07/07	2	24.5288-0270.3	331227	L= 270
2.0	104	08/02→08/07						
2.0	108	03/05→08/07						
2.0 DI	89	08/02→08/07						
2.0 DI	100	08/02→08/07						
2.0 DI	105	06/05→08/07						
2.3	122	08/02→08/07						
<b>MAZDA - 6 Sport (GH) 08/07→07/13</b>								
 <b>Bremssattel</b>								
1.8 MZR	88	08/07→07/13	→	<input type="checkbox"/> ; → 12/12		24.3354-1703.5	240603	AKE Ø 35 - Halter
2.0 MZR	108	08/07→07/13	→	<input type="checkbox"/> ; → 12/12		24.3354-1704.5	240604	AKE Ø 35 - Halter
2.5 MZR	125	08/07→03/13						
2.0 MZR	114	01/10→12/12	→	<input type="checkbox"/>		24.3354-1703.5	240603	AKE Ø 35 - Halter
2.0 MZR-CD	103	08/07→10/09	→	<input type="checkbox"/>		24.3354-1704.5	240604	AKE Ø 35 - Halter
2.2 D	95	01/10→12/12	→	<input type="checkbox"/>				
2.2 MZR-CD	92	01/09→12/12						
2.2 MZR-CD	120	01/09→12/12						
2.2 MZR-CD	132	01/10→12/12						
2.2 MZR-CD	136	01/09→12/12						
 <b>Bremsschlauch</b>								
1.8 MZR	88	08/07→07/13	→	→ 12/12	2	24.5288-0295.3	331185	L= 295
2.0 MZR	108	08/07→07/13						
2.5 MZR	125	08/07→03/13						
2.0 MZR	114	01/10→12/12	→		2	24.5288-0295.3	331185	L= 295
2.0 MZR-CD	103	08/07→10/09						
2.2 D	95	01/10→12/12						
2.2 MZR-CD	92	01/09→12/12						
2.2 MZR-CD	120	01/09→12/12						
2.2 MZR-CD	132	01/10→12/12						
2.2 MZR-CD	136	01/09→12/12						














	kw			 	! #		
<b>MAZDA - 6 Sport Kombi (GH) 12/07→07/13</b>							
 <b>Bremssattel</b>							
1.8 MZR	88	02/08→07/13	➡	☐; → 12/12		24.3354-1703.5 240603	AKE Ø 35 - Halter
2.0 MZR	108	12/07→07/13	➡	☐; → 12/12		24.3354-1704.5 240604	AKE Ø 35 - Halter
2.0 MZR	114	01/10→07/13	➡				
2.2 D	95	01/10→07/13	➡				
2.2 MZR-CD	132	01/10→07/13	➡				
2.5 MZR	125	02/08→07/13	➡				
2.0 MZR-CD	103	12/07→12/10	➡	☐		24.3354-1703.5 240603	AKE Ø 35 - Halter
2.2 MZR-CD	92	01/09→12/10	➡	☐		24.3354-1704.5 240604	AKE Ø 35 - Halter
2.2 MZR-CD	120	08/08→07/13	➡	☐; 01/09→ 12/12		24.3354-1703.5 240603	AKE Ø 35 - Halter
			➡	☐; 01/09→ 12/12		24.3354-1704.5 240604	AKE Ø 35 - Halter
2.2 MZR-CD	136	08/08→12/11	➡	☐; 01/09→		24.3354-1703.5 240603	AKE Ø 35 - Halter
			➡	☐; 01/09→		24.3354-1704.5 240604	AKE Ø 35 - Halter
 <b>Bremsschlauch</b>							
1.8 MZR	88	02/08→07/13	➡	→ 12/12	2	24.5288-0295.3 331185	L= 295
2.0 MZR	108	12/07→07/13	➡				
2.0 MZR	114	01/10→07/13	➡				
2.2 D	95	01/10→07/13	➡				
2.2 MZR-CD	132	01/10→07/13	➡				
2.5 MZR	125	02/08→07/13	➡				
2.0 MZR-CD	103	12/07→12/10	➡		2	24.5288-0295.3 331185	L= 295
2.2 MZR-CD	92	01/09→12/10	➡				
2.2 MZR-CD	120	08/08→07/13	➡	01/09→ 12/12	2	24.5288-0295.3 331185	L= 295
2.2 MZR-CD	136	08/08→12/11	➡	01/09→	2	24.5288-0295.3 331185	L= 295
<b>MAZDA - 6 Station Wagon (GY) 01/02→02/08</b>							
 <b>Bremssattel</b>							
1.8	88	08/02→08/07	➡	☐; → 07/07		24.3354-1703.5 240603	AKE Ø 35 - Halter
2.0	104	08/02→08/07	➡				
2.0	108	03/05→08/07	➡	☐; → 07/07		24.3354-1704.5 240604	AKE Ø 35 - Halter
2.0 DI	89	08/02→08/07	➡				
2.0 DI	105	06/05→08/07	➡				
2.3 AWD	119	11/02→08/07	➡				
2.0 DI	100	08/02→02/05	➡	☐		24.3354-1703.5 240603	AKE Ø 35 - Halter
			➡	☐		24.3354-1704.5 240604	AKE Ø 35 - Halter
2.3	122	01/02→02/08	➡	☐; 08/02→ 07/07		24.3354-1703.5 240603	AKE Ø 35 - Halter
			➡	☐; 08/02→ 07/07		24.3354-1704.5 240604	AKE Ø 35 - Halter
 <b>Bremsschlauch</b>							
1.8	88	08/02→08/07	➡	→ 07/07	2	24.5288-0270.3 331227	L= 270
2.0	104	08/02→08/07	➡				
2.0	108	03/05→08/07	➡				
2.0 DI	89	08/02→08/07	➡				
2.0 DI	105	06/05→08/07	➡				
2.3	122	01/02→02/08	➡				
2.3 AWD	119	11/02→08/07	➡				
2.0 DI	100	08/02→02/05	➡		2	24.5288-0270.3 331227	L= 270
<b>MAZDA - 6 Stufenheck (GG) 06/02→12/08</b>							
 <b>Bremssattel</b>							
1.8	88	08/02→08/07	➡	☐; → 07/07		24.3354-1703.5 240603	AKE Ø 35 - Halter
2.0	104	06/02→08/07	➡				
2.0	108	03/05→08/07	➡	☐; → 07/07		24.3354-1704.5 240604	AKE Ø 35 - Halter
2.0 DI	89	08/02→08/07	➡				
2.0 DI	100	06/02→08/07	➡				
2.0 DI	105	06/05→08/07	➡				
2.3	122	06/02→08/07	➡				
2.3	120	03/05→07/07	➡	☐		24.3354-1703.5 240603	AKE Ø 35 - Halter
			➡	☐		24.3354-1704.5 240604	AKE Ø 35 - Halter
 <b>Bremsschlauch</b>							
1.8	88	08/02→08/07	➡	→ 07/07	2	24.5288-0270.3 331227	L= 270
2.0	104	06/02→08/07	➡				
2.0	108	03/05→08/07	➡				
2.0 DI	89	08/02→08/07	➡				
2.0 DI	100	06/02→08/07	➡				
2.0 DI	105	06/05→08/07	➡				
2.3	122	06/02→08/07	➡				
2.3	120	03/05→07/07	➡		2	24.5288-0270.3 331227	L= 270















	kw					! #		
<b>MAZDA - 6 Stufenheck (GH) 08/07→12/13</b>								
 <b>Bremssattel</b>								
1.8 MZR	88	08/07→07/13	➔	☐; → 12/12		24.3354-1703.5	240603	AKE Ø 35 - Halter
2.2 D	132	01/10→07/13	➔	☐; → 12/12		24.3354-1704.5	240604	AKE Ø 35 - Halter
2.5 MZR	125	08/07→07/13	➔	☐; → 12/12		24.3354-1703.5	240603	AKE Ø 35 - Halter
2.0 MZR	108	08/07→12/12	➔	☐		24.3354-1703.5	240603	AKE Ø 35 - Halter
2.0 MZR	114	01/10→12/12	➔	☐		24.3354-1704.5	240604	AKE Ø 35 - Halter
2.0 MZR-CD	103	08/07→10/10	➔	☐		24.3354-1704.5	240604	AKE Ø 35 - Halter
2.2 D	95	01/10→12/12	➔	☐				
2.2 MZR-CD	92	01/09→12/12	➔	☐				
2.2 MZR-CD	120	01/09→12/12	➔	☐				
2.2 MZR-CD	136	01/09→12/12	➔	☐				
 <b>Bremsschlauch</b>								
1.8 MZR	88	08/07→07/13	➔	→ 12/12	2	24.5288-0295.3	331185	L= 295
2.2 D	132	01/10→07/13	➔					
2.5 MZR	125	08/07→07/13	➔					
2.0 MZR	108	08/07→12/12	➔		2	24.5288-0295.3	331185	L= 295
2.0 MZR	114	01/10→12/12	➔					
2.0 MZR-CD	103	08/07→10/10	➔					
2.2 D	95	01/10→12/12	➔					
2.2 MZR-CD	92	01/09→12/12	➔					
2.2 MZR-CD	120	01/09→12/12	➔					
2.2 MZR-CD	136	01/09→12/12	➔					
<b>MAZDA - 121 III (JASM, JBSM) 03/96→04/03</b>								
 <b>Bremssattel</b>								
1.25	55	03/96→04/03	←	☐; Schaltgetriebe; → 01/00		11.3481-8513.2	220335	ATE Ø 48 - Halter
			←	☐; Schaltgetriebe; → 01/00		11.3481-8514.2	220336	ATE Ø 48 - Halter
			←	☐; 02/00→ 03/03; - ABS		24.3481-8515.5	240477	ATE Ø 48 - Halter
			←	☐; 02/00→ 03/03; - ABS		24.3481-8516.5	240478	ATE Ø 48 - Halter
			←	☐; 02/00→ 03/03; + ABS		24.3541-8531.5	240679	ATE Ø 54 - Halter
			←	☐; 02/00→ 03/03; + ABS		24.3541-8532.5	240680	ATE Ø 54 - Halter
1.3	37	03/96→04/03	←	☐; → 01/00		11.3481-8513.2	220335	ATE Ø 48 - Halter
1.3	44	03/96→04/03	←	☐; → 01/00		11.3481-8514.2	220336	ATE Ø 48 - Halter
1.8 D	44	03/96→04/03	←	☐; → 01/00		11.3481-8514.2	220336	ATE Ø 48 - Halter
			←	☐; 02/00→ 03/03; - ABS		24.3481-8515.5	240477	ATE Ø 48 - Halter
			←	☐; 02/00→ 03/03; - ABS		24.3481-8516.5	240478	ATE Ø 48 - Halter
			←	☐; 02/00→ 03/03; + ABS		24.3541-8531.5	240679	ATE Ø 54 - Halter
			←	☐; 02/00→ 03/03; + ABS		24.3541-8532.5	240680	ATE Ø 54 - Halter
<b>Halter, Bremssattel</b>								
1.25	55	03/96→04/03	←	Schaltgetriebe; → 01/00	2	11.0230-0687.1	260106	ATE
1.3	37	03/96→04/03	←	→ 01/00	2	11.0230-0687.1	260106	ATE
1.3	44	03/96→04/03	←					
1.8 D	44	03/96→04/03	←					
<b>Feder, Bremssattel</b>								
1.25	55	03/96→04/03	←	Schaltgetriebe; → 01/00	2	11.8116-0264.1	390594	ATE
			←	→ 01/00; Vollautomatik	2	11.8116-0264.1	390594	ATE
			←	02/00→ 03/03	2	11.8116-0264.1	390594	ATE
1.3	37	03/96→04/03	←	→ 01/00	2	11.8116-0264.1	390594	ATE
1.3	44	03/96→04/03	←					
1.8 D	44	03/96→04/03	←	02/00→ 03/03	2	11.8116-0264.1	390594	ATE
<b>Führungshülzensatz, Bremssattel</b>								
1.25	55	03/96→04/03	←	→ 01/00; Vollautomatik		11.0101-5407.2	260011	ATE
			←	02/00→ 03/03		11.0101-5407.2	260011	ATE
			←	Schaltgetriebe; → 01/00		11.0101-5407.2	260011	ATE
1.3	37	03/96→04/03	←	02/00→ 03/03		11.0101-5407.2	260011	ATE
1.3	44	03/96→04/03	←					
1.8 D	44	03/96→04/03	←	→ 01/00		11.0101-5407.2	260011	ATE
<b>Führungsbolzen, Bremssattel</b>								
1.25	55	03/96→04/03		→ 01/00; Vollautomatik		11.8171-0008.1	990049	ATE
			←	Schaltgetriebe; → 01/00		11.8171-0008.1	990049	ATE
			←	02/00→ 03/03		11.8171-0008.1	990049	ATE
1.3	37	03/96→04/03	←	02/00→ 03/03		11.8171-0008.1	990049	ATE
1.3	44	03/96→04/03	←					
1.8 D	44	03/96→04/03	←	→ 01/00		11.8171-0008.1	990049	ATE
↓								














































	kW					! #		
<b>MAZDA - 121 III (JASM, JBSM) 03/96→04/03</b>								
<b>Dichtungssatz, Bremssattel</b>								
1.25	55	03/96→04/03	←	Schaltgetriebe; → 01/00		11.0441-4805.2	250020	ATE
			←	→ 01/00; Vollautomatik		11.0441-5402.2	250028	ATE
1.3	37	03/96→04/03	←	→ 01/00		11.0441-4805.2	250020	ATE
1.3	44	03/96→04/03						
1.8 D	44	03/96→04/03						
<b>Bremsschlauch</b>								
1.25	55	03/96→04/03	←	☐; → 09/99		24.5312-0360.3	331572	L= 360
1.3	37	03/96→04/03	←	☐; → 09/99		24.5312-0361.3	331573	L= 360
1.3	44	03/96→04/03						
1.8 D	44	03/96→04/03						
<b>MAZDA - 323 III Station Wagon (BW) 01/86→10/98</b>								
<b>Zubehörsatz, Bremssattel</b>								
1.6	63	09/86→10/95	←	→ 12/94		24.0101-5102.2	260056	SUM
<b>MAZDA - 323 C V (BA) 08/94→01/01</b>								
<b>Zubehörsatz, Bremssattel</b>								
1.3 16V	54	08/94→09/98	←	→ 08/98		24.0101-5102.2	260056	SUM
<b>MAZDA - 323 F VI (BJ) 09/98→05/04</b>								
<b>Bremssattel</b>								
1.6	70	01/01→05/04	←	☐; → 10/03		24.3571-1703.5	240099	AKE Ø 57 - Halter
1.6	72	01/01→05/04	←	☐; → 10/03		24.3571-1704.5	240100	AKE Ø 57 - Halter
2.0	96	01/01→05/04	←	☐; → 10/03		24.3354-1701.5	240347	AKE Ø 35 - Halter
2.0 TD	74	01/01→05/04	→	☐; → 10/03		24.3354-1702.5	240348	AKE Ø 35 - Halter
			→	☐; → 10/03		24.3354-1702.5	240348	AKE Ø 35 - Halter
1.9 16V (BJ14)	84	09/98→01/01	←	☐; → 12/00		24.3571-1703.5	240099	AKE Ø 57 - Halter
2.0 D	52	09/98→05/04	←	☐; → 12/00		24.3571-1704.5	240100	AKE Ø 57 - Halter
2.0 TD	66	09/98→12/01	←	☐; → 12/00		24.3354-1701.5	240347	AKE Ø 35 - Halter
			→	☐; → 12/00		24.3354-1702.5	240348	AKE Ø 35 - Halter
			→	☐; → 12/00		24.3354-1702.5	240348	AKE Ø 35 - Halter
<b>Bremsschlauch</b>								
1.4	53	01/01→05/04	←	→ 10/03	2	24.5288-0375.3	331012	L= 375,5
1.6	70	01/01→05/04						
1.6	72	01/01→05/04						
2.0	96	01/01→05/04						
2.0 TD	74	01/01→05/04						
1.4 16V	54	09/98→01/01	←	→ 12/00	2	24.5288-0375.3	331012	L= 375,5
1.5 16V	65	09/98→01/01						
1.9 16V (BJ14)	84	09/98→01/01						
2.0 D	52	09/98→05/04						
2.0 TD	66	09/98→12/01						
<b>MAZDA - 323 P V (BA) 10/96→09/98</b>								
<b>Zubehörsatz, Bremssattel</b>								
1.3 16V	54	10/96→09/98	←	→ 08/98		24.0101-5102.2	260056	SUM
<b>MAZDA - 323 S V (BA) 09/92→12/03</b>								
<b>Zubehörsatz, Bremssattel</b>								
1.3 16V	54	08/94→09/98	←	→ 08/98		24.0101-5102.2	260056	SUM
<b>MAZDA - 323 S VI (BJ) 05/98→05/04</b>								
<b>Bremssattel</b>								
1.6	70	01/01→05/04	←	☐; → 10/03		24.3571-1703.5	240099	AKE Ø 57 - Halter
1.6	72	01/01→05/04	←	☐; → 10/03		24.3571-1704.5	240100	AKE Ø 57 - Halter
2.0	96	01/01→05/04	←	☐; → 10/03		24.3354-1701.5	240347	AKE Ø 35 - Halter
			→	☐; → 10/03		24.3354-1702.5	240348	AKE Ø 35 - Halter
			→	☐; → 10/03		24.3354-1702.5	240348	AKE Ø 35 - Halter
1.6	80	09/98→02/01	←	☐; 01/01→		24.3571-1703.5	240099	AKE Ø 57 - Halter
2.0 DiTD	74	10/00→10/02	←	☐; 01/01→		24.3571-1704.5	240100	AKE Ø 57 - Halter
			→	☐; 01/01→		24.3354-1701.5	240347	AKE Ø 35 - Halter
			→	☐; 01/01→		24.3354-1702.5	240348	AKE Ø 35 - Halter
1.9 16V	84	09/98→05/04	←	☐; → 12/00		24.3571-1703.5	240099	AKE Ø 57 - Halter
2.0 D (BJ1_)	52	09/98→05/04	←	☐; → 12/00		24.3571-1704.5	240100	AKE Ø 57 - Halter
2.0 TD	66	09/98→05/04	←	☐; → 12/00		24.3571-1704.5	240100	AKE Ø 57 - Halter
↓								

	kw					! #		
<b>MAZDA - 323 S VI (BJ) 05/98→05/04</b>								
 <b>Bremssattel</b>								
1.9 16V	84	09/98→05/04	➔	☐; → 12/00		24.3354-1701.5	240347	AKE Ø 35 - Halter
2.0 D (BJ1_)	52	09/98→05/04	➔	☐; → 12/00		24.3354-1702.5	240348	AKE Ø 35 - Halter
2.0 TD	66	09/98→05/04	➔					
2.0 (SP20)	98	02/00→05/04	➔	☐; 01/01→ 10/03		24.3571-1703.5	240099	AKE Ø 57 - Halter
			➔	☐; 01/01→ 10/03		24.3571-1704.5	240100	AKE Ø 57 - Halter
			➔	☐; 01/01→ 10/03		24.3354-1701.5	240347	AKE Ø 35 - Halter
			➔	☐; 01/01→ 10/03		24.3354-1702.5	240348	AKE Ø 35 - Halter
 <b>Bremsschlauch</b>								
1.4	53	01/01→05/04	➔	→ 10/03	2	24.5288-0375.3	331012	L= 375,5
1.6	70	01/01→05/04	➔					
1.6	72	01/01→05/04	➔					
2.0	96	01/01→05/04	➔					
1.4 16V	54	09/98→01/01	➔	→ 12/00	2	24.5288-0375.3	331012	L= 375,5
1.5 16V	65	09/98→01/01	➔					
1.9 16V	84	09/98→05/04	➔					
2.0 D (BJ1_)	52	09/98→05/04	➔					
2.0 TD	66	09/98→05/04	➔					
1.6	80	09/98→02/01	➔	01/01→	2	24.5288-0375.3	331012	L= 375,5
2.0 DiTD	74	10/00→10/02	➔					
2.0 (SP20)	98	02/00→05/04	➔	01/01→ 10/03	2	24.5288-0375.3	331012	L= 375,5
<b>MAZDA - 626 IV (GE) 08/91→08/98</b>								
 <b>Bremssattel</b>								
1.8 i	77	01/92→04/97	➔	☐; → 04/94		24.3571-1703.5	240099	AKE Ø 57 - Halter
2.0 D GLX Complex	55	10/92→04/97	➔					
2.0 i	85	01/92→04/97	➔	☐; → 04/94		24.3571-1704.5	240100	AKE Ø 57 - Halter
2.0 i 4WD	85	04/92→04/97	➔					
2.5 24V	121	01/92→04/97	➔					
<b>Zubehörsatz, Bremssattel</b>								
1.8 i	77	01/92→04/97	➔	→ 04/94		24.0101-5701.2	260065	AKE
2.0 D GLX Complex	55	10/92→04/97	➔					
2.0 i	85	01/92→04/97	➔	→ 04/94		24.0101-3001.2	260039	AKE
2.5 24V	121	01/92→04/97	➔					
2.0 i 4WD	85	04/92→04/97	➔	→ 04/94		24.0101-5701.2	260065	AKE
<b>MAZDA - 626 IV Hatchback (GE) 08/91→08/98</b>								
 <b>Bremssattel</b>								
1.8	77	08/91→04/97	➔	☐; → 04/94		24.3571-1703.5	240099	AKE Ø 57 - Halter
2.0 D GLX Complex	55	01/93→04/97	➔					
2.0 i	85	08/91→04/97	➔	☐; → 04/94		24.3571-1704.5	240100	AKE Ø 57 - Halter
2.5 24V	121	01/92→04/97	➔					
<b>Zubehörsatz, Bremssattel</b>								
1.8	77	08/91→04/97	➔	→ 04/94		24.0101-5701.2	260065	AKE
2.0 D GLX Complex	55	01/93→04/97	➔					
2.0 i	85	08/91→04/97	➔	→ 04/94		24.0101-3001.2	260039	AKE
2.5 24V	121	01/92→04/97	➔					
<b>MAZDA - 626 V (GF) 05/97→12/02</b>								
 <b>Bremssattel</b>								
1.8	66	05/97→12/99	➔	☐; → 11/99		24.3571-1703.5	240099	AKE Ø 57 - Halter
			➔	☐; → 11/99		24.3571-1704.5	240100	AKE Ø 57 - Halter
1.8	74	12/99→10/02	➔	☐		24.3571-1703.5	240099	AKE Ø 57 - Halter
			➔	☐		24.3571-1704.5	240100	AKE Ø 57 - Halter
2.0	85	05/97→10/02	➔	☐		24.3571-1703.5	240099	AKE Ø 57 - Halter
2.0	100	04/98→10/02	➔	☐		24.3571-1704.5	240100	AKE Ø 57 - Halter
2.0 DI TD	66	04/98→10/02	➔	☐		24.3354-1701.5	240347	AKE Ø 35 - Halter
2.0 TD	81	10/00→10/02	➔	☐		24.3354-1701.5	240347	AKE Ø 35 - Halter
2.0 Turbo DI	74	04/98→10/02	➔	☐		24.3354-1702.5	240348	AKE Ø 35 - Halter
<b>MAZDA - 626 V Hatchback (GF) 05/97→12/02</b>								
 <b>Bremssattel</b>								
1.8	66	05/97→12/99	➔	☐; → 11/99		24.3571-1703.5	240099	AKE Ø 57 - Halter
			➔	☐; → 11/99		24.3571-1704.5	240100	AKE Ø 57 - Halter
1.8	74	12/99→10/02	➔	☐		24.3571-1703.5	240099	AKE Ø 57 - Halter
			➔	☐		24.3571-1704.5	240100	AKE Ø 57 - Halter
↓								











	kw			 	! #			
<b>MAZDA - 626 V Hatchback (GF) 05/97→12/02</b>								
 <b>Bremssattel</b>								
2.0	85	05/97→10/02	←	☐		24.3571-1703.5	240099	AKE Ø 57 - Halter
2.0 DITD	66	04/98→10/02	←	☐		24.3571-1704.5	240100	AKE Ø 57 - Halter
2.0 H.P.	100	02/98→10/02	←	☐		24.3571-1704.5	240100	AKE Ø 57 - Halter
2.0 TD	81	10/00→10/02	→	☐		24.3354-1701.5	240347	AKE Ø 35 - Halter
2.0 Turbo DI	74	04/98→10/02	→	☐		24.3354-1702.5	240348	AKE Ø 35 - Halter
<b>MAZDA - 626 V Station Wagon (GW) 01/98→12/02</b>								
 <b>Bremssattel</b>								
1.8	66	02/98→01/00	→	☐; → 12/99		24.3354-1701.5	240347	AKE Ø 35 - Halter
			→	☐; → 12/99		24.3354-1702.5	240348	AKE Ø 35 - Halter
1.8	74	01/00→10/02	→	☐		24.3354-1701.5	240347	AKE Ø 35 - Halter
2.0 DITD	66	09/99→10/02	→	☐		24.3354-1701.5	240347	AKE Ø 35 - Halter
2.0 TD	81	10/00→10/02	→	☐		24.3354-1702.5	240348	AKE Ø 35 - Halter
2.0 Turbo DI	74	04/98→10/02	→	☐		24.3354-1702.5	240348	AKE Ø 35 - Halter
2.0	85	02/98→10/02	→	☐; 10/99→		24.3354-1701.5	240347	AKE Ø 35 - Halter
2.0 H.P.	100	02/98→10/02	→	☐; 10/99→		24.3354-1702.5	240348	AKE Ø 35 - Halter
<b>MAZDA - DEMIO (DW) 01/96→07/03</b>								
 <b>Bremsschlauch</b>								
1.3 16V	46	08/98→07/03	→	☐; → 10/02		24.5285-0269.3	331137	L= 269
1.5 16V	55	04/00→07/03	→	☐; → 10/02		24.5285-0269.3	331137	L= 269
1.3 i 16V	53	08/98→04/00	→	☐; → 03/00		24.5285-0269.3	331137	L= 269
<b>MAZDA - MX-5 II (NB) 01/98→10/05</b>								
 <b>Bremsschlauch</b>								
1.6 16V	81	05/98→10/05	←	☐; → 07/00		24.5265-0335.3	331070	L= 335
			←	☐; 08/00→; Sport		24.5265-0345.3	331091	L= 345
			←	☐; 08/00→; Sport		24.5265-0346.3	331092	L= 345
			→	☐		24.5265-0275.3	331069	L= 275
			→	☐		24.5268-0270.3	331072	L= 270
1.8	103	01/98→07/02	←	☐; 05/98→ 07/00		24.5265-0335.3	331070	L= 335
			→	☐; 05/98→ 07/00		24.5265-0275.3	331069	L= 275
			→	☐; 05/98→ 07/00		24.5268-0270.3	331072	L= 270
1.8 16V	102	11/00→10/05	←	☐; - ABS		24.5265-0335.3	331070	L= 335
1.8 16V	107	11/00→10/05	←	☐; + ABS		24.5265-0345.3	331091	L= 345
1.8 i Turbo	136	04/02→10/05	←	☐; + ABS		24.5265-0346.3	331092	L= 345
			→	☐		24.5265-0275.3	331069	L= 275
			→	☐		24.5268-0270.3	331072	L= 270
1.8 16V	103	05/98→10/05	←	☐		24.5265-0335.3	331070	L= 335
			←	☐; + ABS		24.5265-0345.3	331091	L= 345
			←	☐; + ABS		24.5265-0346.3	331092	L= 345
			→	☐; → 07/00		24.5265-0275.3	331069	L= 275
			→	☐; → 07/00		24.5268-0270.3	331072	L= 270
<b>MAZDA - MX-6 (GE) 07/91→09/97</b>								
 <b>Bremssattel</b>								
2.0	85	02/92→02/97	←	☐		24.3571-1703.5	240099	AKE Ø 57 - Halter
2.5 24V	121	02/92→09/97	←	☐		24.3571-1704.5	240100	AKE Ø 57 - Halter
2.5 24V	123	02/93→11/95	←	☐		24.3571-1704.5	240100	AKE Ø 57 - Halter
2.5 i 24V	120	08/94→02/97	←	☐		24.3571-1704.5	240100	AKE Ø 57 - Halter
<b>Zubehörsatz, Bremssattel</b>								
2.0	85	02/92→02/97	←			24.0101-5701.2	260065	AKE
2.5 24V	121	02/92→09/97	←			24.0101-3001.2	260039	AKE
2.5 24V	123	02/93→11/95	→			24.0101-3001.2	260039	AKE
2.5 i 24V	120	08/94→02/97	→			24.0101-3001.2	260039	AKE
<b>MAZDA - PREMACY (CP) 07/99→03/05</b>								
 <b>Bremssattel</b>								
1.9	74	07/99→03/05	→	☐; + ABS		24.3354-1701.5	240347	AKE Ø 35 - Halter
2.0 TD	74	07/00→03/05	→	☐; + ABS		24.3354-1702.5	240348	AKE Ø 35 - Halter
↓								









	kw			 	! #		
<b>MAZDA - PREMACY (CP) 07/99→03/05</b>							
 <b>Bremssattel</b>							
1.9	84	07/99→03/05	→	☐		24.3354-1701.5	240347 AKE Ø 35 - Halter
2.0	96	11/01→03/05	→	☐		24.3354-1702.5	240348 AKE Ø 35 - Halter
2.0	107	02/05→03/05	←	☐; 03/05→		11.9571-9785.2	220595 ATE Ø 57 - Halter
			←	☐; 03/05→		11.9571-9786.2	220596 ATE Ø 57 - Halter
2.0 TD	66	10/99→07/00	→	☐; → 06/00		24.3354-1701.5	240347 AKE Ø 35 - Halter
			→	☐; → 06/00		24.3354-1702.5	240348 AKE Ø 35 - Halter
<b>Halter, Bremssattel</b>							
2.0	107	02/05→03/05	→	03/05→; 15"	2	11.0230-0698.2	260091 ATE
<b>Feder, Bremssattel</b>							
2.0	107	02/05→03/05		03/05→	2	11.8116-0340.1	390595 ATE
			←	03/05→	2	11.8116-0356.1	390586 ATE
<b>Führungshülsensatz, Bremssattel</b>							
2.0	107	02/05→03/05	←	03/05→		11.0101-5407.2	260011 ATE
			→	03/05→		11.0101-5407.2	260011 ATE
<b>Führungsbolzen, Bremssattel</b>							
2.0	107	02/05→03/05		03/05→		11.8171-0008.1	990049 ATE
 <b>Bremsschlauch</b>							
1.9	74	07/99→03/05	←		2	24.5288-0375.3	331012 L= 375,5
1.9	84	07/99→03/05					
2.0	96	11/01→03/05					
2.0 TD	74	07/00→03/05					
2.0	107	02/05→03/05	→	03/05→	2	83.7788-0383.3	330972 L= 382
2.0 TD	66	10/99→07/00	←	→ 06/00	2	24.5288-0375.3	331012 L= 375,5
<b>MAZDA - XEDOS 6 (CA) 01/92→10/99</b>							
 <b>Bremssattel</b>							
1.6 16V	79	06/94→10/99	←	☐; → 09/99		24.3571-1703.5	240099 AKE Ø 57 - Halter
			←	☐; → 09/99		24.3571-1704.5	240100 AKE Ø 57 - Halter
2.0 V6	103	06/94→10/99	←	☐		24.3571-1703.5	240099 AKE Ø 57 - Halter
			←	☐		24.3571-1704.5	240100 AKE Ø 57 - Halter
<b>Zubehörsatz, Bremssattel</b>							
1.6 16V	79	06/94→10/99	←	→ 09/99		24.0101-5701.2	260065 AKE
			→	→ 09/99		24.0101-3001.2	260039 AKE
2.0 V6	103	06/94→10/99	←			24.0101-5701.2	260065 AKE
			→			24.0101-3001.2	260039 AKE
<b>MERCEDES-BENZ - 100 Bus (631) 02/88→04/96</b>							
 <b>Bremssattel</b>							
2.0 D	45	09/93→04/96	←	→ 02/96	2	24.3481-1759.5	240339 BDX Ø 48 - Halter
D (631.333, 631.343, 631.334, 631.344)	55	12/90→02/96	←		2	24.3481-1759.5	240339 BDX Ø 48 - Halter
 <b>Bremsschlauch</b>							
2.0 D	45	09/93→04/96	←	→ 02/96	4	24.5232-0388.3	330580 L= 360
D (631.333, 631.343, 631.334, 631.344)	55	12/90→02/96	←		4	24.5232-0388.3	330580 L= 360
<b>MERCEDES-BENZ - 100 Kasten (631) 02/88→04/96</b>							
 <b>Bremssattel</b>							
2.0 D	45	09/93→04/96	←	→ 02/96	2	24.3481-1759.5	240339 BDX Ø 48 - Halter
D (631.332, 631.342)	55	12/90→02/96	←		2	24.3481-1759.5	240339 BDX Ø 48 - Halter
 <b>Bremsschlauch</b>							
2.0 D	45	09/93→04/96	←	→ 02/96	4	24.5232-0388.3	330580 L= 360
D (631.332, 631.342)	55	12/90→02/96	←		4	24.5232-0388.3	330580 L= 360








	kw			 	! #			
<b>MERCEDES-BENZ - A-KLASSE (W168) 07/97→08/05</b>								
<b> Bremssattel</b>								
A 140 (168.031, 168.131)	60	07/97→08/04	←	 ; 09/97→; langer Radstand; Baumuster: 168.131	24.3541-1753.7	220479	TRW Ø 54 - Halter	
			←	 ; 09/97→; langer Radstand; Baumuster: 168.131	24.3541-1754.7	220480	TRW Ø 54 - Halter	
			←	 ; 09/97→; kurzer Radstand; Baumuster: 168.031	24.3541-1759.7	220491	TRW Ø 54 - Halter	
			←	 ; 09/97→; kurzer Radstand; Baumuster: 168.031	24.3541-1760.7	220492	TRW Ø 54 - Halter	
A 140 (168.031, 168.131)	60	01/01→08/04	←	 ; langer Radstand; Baumuster: 168.131	24.3541-1753.7	220479	TRW Ø 54 - Halter	
			←	 ; langer Radstand; Baumuster: 168.131	24.3541-1754.7	220480	TRW Ø 54 - Halter	
			←	 ; kurzer Radstand; Baumuster: 168.031	24.3541-1759.7	220491	TRW Ø 54 - Halter	
			←	 ; kurzer Radstand; Baumuster: 168.031	24.3541-1760.7	220492	TRW Ø 54 - Halter	
A 160 (168.033, 168.133)	75	07/97→08/04	←	 ; 09/97→	24.3541-1753.7	220479	TRW Ø 54 - Halter	
			←	 ; 09/97→	24.3541-1754.7	220480	TRW Ø 54 - Halter	
			→	 ; 09/97→; langer Radstand; Baumuster: 168.133	24.3281-1701.5	240433	TRW Ø 28 - Halter	
			→	 ; 09/97→; langer Radstand; Baumuster: 168.133	24.3281-1702.5	240434	TRW Ø 28 - Halter	
A 160 CDI (168.006)	55	02/01→08/04	←		24.3541-1759.7	220491	TRW Ø 54 - Halter	
			←		24.3541-1760.7	220492	TRW Ø 54 - Halter	
A 160 CDI (168.007)	44	07/98→02/01	←	 ; 08/98→ 01/01	24.3541-1759.7	220491	TRW Ø 54 - Halter	
			←	 ; 08/98→ 01/01	24.3541-1760.7	220492	TRW Ø 54 - Halter	
A 170 CDI (168.008)	66	07/98→02/01	←	 ; → 01/01	24.3541-1753.7	220479	TRW Ø 54 - Halter	
			←	 ; → 01/01	24.3541-1754.7	220480	TRW Ø 54 - Halter	
A 170 CDI (168.009, 168.109)	70	02/01→08/04	←		24.3541-1753.7	220479	TRW Ø 54 - Halter	
			←		24.3541-1754.7	220480	TRW Ø 54 - Halter	
			→	 ; langer Radstand; Baumuster: 168.109	24.3281-1701.5	240433	TRW Ø 28 - Halter	
			→	 ; langer Radstand; Baumuster: 168.109	24.3281-1702.5	240434	TRW Ø 28 - Halter	
A 190 (168.032, 168.132)	92	03/99→08/04	→	 ; 05/99→	24.3281-1701.5	240433	TRW Ø 28 - Halter	
			→	 ; 05/99→	24.3281-1702.5	240434	TRW Ø 28 - Halter	
<b> Bremsschlauch</b>								
A 140 (168.031, 168.131)	60	07/97→08/04	←	09/97→	2	24.5123-0281.3	330877	L= 280
			→	09/97→; Trommelbremse	2	24.5237-0342.3	331404	L= 342
A 140 (168.031, 168.131)	60	01/01→08/04	←		2	24.5123-0281.3	330877	L= 280
			→	Trommelbremse	2	24.5237-0342.3	331404	L= 342
A 160 (168.033, 168.133)	75	07/97→08/04	←	09/97→	2	24.5123-0281.3	330877	L= 280
			→	09/97→; Trommelbremse	2	24.5237-0342.3	331404	L= 342
			→	09/97→; Scheibenbremse	2	24.5237-0342.3	331404	L= 342
			→	am Bremssattel; 09/97→; Scheibenbremse	2	24.5238-0230.3	330673	L= 230
A 160 CDI (168.006)	55	02/01→08/04	←		2	24.5123-0281.3	330877	L= 280
			→		2	24.5237-0342.3	331404	L= 342
A 160 CDI (168.007)	44	07/98→02/01	←	08/98→ 01/01	2	24.5123-0281.3	330877	L= 280
			→	08/98→ 01/01	2	24.5237-0342.3	331404	L= 342
A 170 CDI (168.008)	66	07/98→02/01	←	→ 01/01	2	24.5123-0281.3	330877	L= 280
			→	→ 01/01	2	24.5237-0342.3	331404	L= 342
A 170 CDI (168.009, 168.109)	70	02/01→08/04	←		2	24.5123-0281.3	330877	L= 280
			→	Scheibenbremse	2	24.5237-0342.3	331404	L= 342
			→	Trommelbremse	2	24.5237-0342.3	331404	L= 342
			→	am Bremssattel; Scheibenbremse	2	24.5238-0230.3	330673	L= 230
A 190 (168.032, 168.132)	92	03/99→08/04	←	05/99→	2	24.5123-0281.3	330877	L= 280
			→	05/99→	2	24.5237-0342.3	331404	L= 342
			→	am Bremssattel; 05/99→	2	24.5238-0230.3	330673	L= 230
↓								








	kw					! #		
<b>MERCEDES-BENZ - A-KLASSE (W168) 07/97→08/05</b>								
 <b>Bremsschlauch</b>								
A 210 (168.035, 168.135)	103	12/01→08/04	←			2	24.5123-0281.3 330877	L= 280
			→			2	24.5237-0342.3 331404	L= 342
			→	am Bremsattel		2	24.5238-0230.3 330673	L= 230
<b>MERCEDES-BENZ - A-KLASSE (W169) 09/04→06/12</b>								
 <b>Bremsattel</b>								
A 150 (169.031, 169.331) A 160 (169.031, 169.331)	70	09/04→06/12	←	☐; J 215301→; → 05/12			24.3571-1749.5 240609	TRW Ø 57 - Halter
			←	☐; J 215301→; → 05/12			24.3571-1750.5 240610	TRW Ø 57 - Halter
			←	☐; → J 215300			24.3571-1751.5 240960	TRW Ø 57 - Halter
			←	☐; → J 215300			24.3571-1752.5 240961	TRW Ø 57 - Halter
			→	☐; → 05/12			24.3301-1703.5 240860	TRW Ø 30 - Halter
			→	☐; → 05/12			24.3301-1704.5 240861	TRW Ø 30 - Halter
A 160 CDI (169.006, 169.306)	60	09/04→06/12	←	☐; J 215301→; → 05/12; nicht für erhöhte Nutzlast			24.3571-1749.5 240609	TRW Ø 57 - Halter
			←	☐; → 05/12; für erhöhte Nutzlast			24.3571-1749.5 240609	TRW Ø 57 - Halter
			←	☐; J 215301→; → 05/12; nicht für erhöhte Nutzlast			24.3571-1750.5 240610	TRW Ø 57 - Halter
			←	☐; → 05/12; für erhöhte Nutzlast			24.3571-1750.5 240610	TRW Ø 57 - Halter
			←	☐; → J 215300; nicht für erhöhte Nutzlast			24.3571-1751.5 240960	TRW Ø 57 - Halter
			←	☐; → J 215300; nicht für erhöhte Nutzlast			24.3571-1752.5 240961	TRW Ø 57 - Halter
			→	☐; → 05/12			24.3301-1703.5 240860	TRW Ø 30 - Halter
			→	☐; → 05/12			24.3301-1704.5 240861	TRW Ø 30 - Halter
A 170 (169.032, 169.332) A 180 (169.032, 169.332)	85	09/04→06/12	←	☐; → J 474114			24.3571-1749.5 240609	TRW Ø 57 - Halter
			←	☐; J 474115→; → 05/12			24.3571-1749.5 240609	TRW Ø 57 - Halter
A 180 CDI (169.007, 169.307) A 200 (169.033, 169.333)	80	09/04→06/12	←	☐; J 474115→; → 05/12			24.3571-1750.5 240610	TRW Ø 57 - Halter
			←	☐; → J 474114			24.3571-1750.5 240610	TRW Ø 57 - Halter
A 200 CDI (169.008, 169.308) A 200 CDI (169.308, 169.008)	103	09/04→06/12	←	☐; → J 474114			24.3571-1747.5 240946	TRW Ø 57 - Halter
			←	☐; → J 474114			24.3571-1748.5 240947	TRW Ø 57 - Halter
A 200 TURBO (169.034, 169.334)	142	09/05→06/12	→	☐; → 05/12			24.3301-1703.5 240860	TRW Ø 30 - Halter
			→	☐; → 05/12			24.3301-1704.5 240861	TRW Ø 30 - Halter
<b>Zubehörsatz, Bremsattel</b>								
A 150 (169.031, 169.331) A 160 (169.031, 169.331)	70	09/04→06/12		→ 05/12			24.0101-3802.2 260100	TRW
				J 215301→; → 05/12			24.0101-3802.2 260100	TRW
A 160 CDI (169.006, 169.306)	60	09/04→06/12	←	→ J 215300			24.0101-3802.2 260100	TRW
				J 215301→; → 05/12; nicht für erhöhte Nutzlast			24.0101-3802.2 260100	TRW
				→ 05/12			24.0101-3802.2 260100	TRW
			←	→ J 215300; nicht für erhöhte Nutzlast			24.0101-3802.2 260100	TRW
A 170 (169.032, 169.332) A 180 (169.032, 169.332)	85	09/04→06/12		→ 05/12			24.0101-3802.2 260100	TRW
				J 474115→; → 05/12			24.0101-3802.2 260100	TRW
A 180 CDI (169.007, 169.307) A 200 (169.033, 169.333)	80	09/04→06/12	←	→ J 474114			24.0101-3802.2 260100	TRW
				→ 05/12			24.0101-3802.2 260100	TRW
A 200 CDI (169.008, 169.308) A 200 CDI (169.308, 169.008)	103	09/04→06/12		→ J 474114			24.0101-3802.2 260100	TRW
				→ 05/12			24.0101-3802.2 260100	TRW
A 200 TURBO (169.034, 169.334)	142	09/05→06/12		→ 05/12			24.0101-3802.2 260100	TRW
				→ 05/12			24.0101-3802.2 260100	TRW
 <b>Bremsschlauch</b>								
A 150 (169.031, 169.331)	70	09/04→06/12	←	→ 05/12		2	24.5126-0474.3 331017	L= 474,7
			→	→ 05/12		2	24.5238-0230.3 330673	L= 230
↓								












	kw			 	! #		
<b>MERCEDES-BENZ - A-KLASSE (W169) 09/04→06/12</b>							
 <b>Bremsschlauch</b>							
A 160 (169.031, 169.331)	70	04/09→06/12	←	→ 05/12	2	24.5126-0474.3 331017	L= 474,7
A 160 CDI (169.006, 169.306)	60	09/04→06/12	→	→ 05/12	2	24.5238-0230.3 330673	L= 230
A 170 (169.032, 169.332)	85	09/04→06/12					
A 180 (169.032, 169.332)	85	04/09→06/12					
A 180 CDI (169.007, 169.307)	80	09/04→06/12					
A 200 (169.033, 169.333)	100	09/04→06/12					
A 200 CDI (169.008, 169.308)	103	09/04→06/12					
A 200 CDI (169.308, 169.008)	100	09/04→06/12					
A 200 TURBO (169.034, 169.334)	142	09/05→06/12					
E-CELL (169.090)	50	12/10→06/12					
<b>MERCEDES-BENZ - B-KLASSE (W245) 03/05→11/11</b>							
 <b>Bremssattel</b>							
B 150 (245.231)	70	03/05→11/11	←	☐; → 04/11		24.3571-1749.5 240609	TRW Ø 57 - Halter
B 160 (245.231)	70	04/09→11/11	←	☐; → 04/11		24.3571-1750.5 240610	TRW Ø 57 - Halter
B 170 (245.232)	85	03/05→11/11					
B 180 (245.232)	85	04/09→11/11	→	☐; → 04/11		24.3301-1703.5 240860	TRW Ø 30 - Halter
			→	☐; → 04/11		24.3301-1704.5 240861	TRW Ø 30 - Halter
B 170 NGT (245.233)	85	04/08→11/11	←	☐; → 04/09		24.3571-1747.5 240946	TRW Ø 57 - Halter
			←	☐; → 04/09		24.3571-1748.5 240947	TRW Ø 57 - Halter
			→	☐; → 04/09		24.3301-1703.5 240860	TRW Ø 30 - Halter
			→	☐; → 04/09		24.3301-1704.5 240861	TRW Ø 30 - Halter
B 180 CDI (245.207)	80	03/05→11/11	←	☐; → 04/11		24.3571-1747.5 240946	TRW Ø 57 - Halter
B 200 (245.233)	100	03/05→11/11					
B 200 CDI (245.208)	100	03/05→11/11	←	☐; → 04/11		24.3571-1748.5 240947	TRW Ø 57 - Halter
B 200 CDI (245.208)	103	03/05→11/11	→	☐; → 04/11		24.3301-1703.5 240860	TRW Ø 30 - Halter
B 200 TURBO (245.234)	142	03/05→11/11	→	☐; → 04/11		24.3301-1704.5 240861	TRW Ø 30 - Halter
B 180 NGT (245.233)	85	04/08→11/11	←	☐; 04/09→ 04/11		24.3571-1747.5 240946	TRW Ø 57 - Halter
			←	☐; 04/09→ 04/11		24.3571-1748.5 240947	TRW Ø 57 - Halter
			→	☐; 04/09→ 04/11		24.3301-1703.5 240860	TRW Ø 30 - Halter
			→	☐; 04/09→ 04/11		24.3301-1704.5 240861	TRW Ø 30 - Halter
<b>Zubehörsatz, Bremssattel</b>							
B 150 (245.231)	70	03/05→11/11		→ 04/11		24.0101-3802.2 260100	TRW
B 160 (245.231)	70	04/09→11/11					
B 170 (245.232)	85	03/05→11/11	←	→ 04/11		24.0101-3802.2 260100	TRW
B 180 (245.232)	85	04/09→11/11					
B 180 CDI (245.207)	80	03/05→11/11					
B 200 (245.233)	100	03/05→11/11					
B 200 CDI (245.208)	100	03/05→11/11					
B 200 CDI (245.208)	103	03/05→11/11					
B 200 TURBO (245.234)	142	03/05→11/11					
B 170 NGT (245.233)	85	04/08→11/11		→ 04/09		24.0101-3802.2 260100	TRW
			←	→ 04/09		24.0101-3802.2 260100	TRW
B 180 NGT (245.233)	85	04/08→11/11		04/09→ 04/11		24.0101-3802.2 260100	TRW
			←	04/09→ 04/11		24.0101-3802.2 260100	TRW
 <b>Bremsschlauch</b>							
B 150 (245.231)	70	03/05→11/11	←	→ 04/11	2	24.5126-0474.3 331017	L= 474,7
B 160 (245.231)	70	04/09→11/11					
B 170 (245.232)	85	03/05→11/11	→	→ 04/11	2	24.5238-0230.3 330673	L= 230
B 180 (245.232)	85	04/09→11/11					
B 180 CDI (245.207)	80	03/05→11/11					
B 200 (245.233)	100	03/05→11/11					
B 200 CDI (245.208)	100	03/05→11/11					
B 200 CDI (245.208)	103	03/05→11/11					
B 200 TURBO (245.234)	142	03/05→11/11					
B 170 NGT (245.233)	85	04/08→11/11	←	→ 04/09	2	24.5126-0474.3 331017	L= 474,7
			→	→ 04/09	2	24.5238-0230.3 330673	L= 230
B 180 NGT (245.233)	85	04/08→11/11	←	04/09→ 04/11	2	24.5126-0474.3 331017	L= 474,7
			→	04/09→ 04/11	2	24.5238-0230.3 330673	L= 230









	kw			 	! #			
<b>MERCEDES-BENZ - C-KLASSE (W202) 03/93→05/00</b>								
 <b>Bremssattel</b>								
C 180 (202.018)	89	11/94→05/00	←	☐; A344661 / F331441→		24.3541-1755.7	220481	TRW Ø 54 - Halter
C 180 (202.018)	90	03/93→05/00	←	☐; A344661 / F331441→		24.3541-1756.7	220482	TRW Ø 54 - Halter
C 220 D (202.021)	55	07/96→05/00	→	☐; A419829 / F443893→		13.2351-8019.2	210139	ATE Ø 35
C 220 D (202.121)	70	08/93→05/00	→	☐; A419829 / F443893→		13.2351-8020.2	210140	ATE Ø 35
			→	☐; → A419828 / F443892		24.9235-8005.5	230023	ATE Ø 35
			→	☐; → A419828 / F443892		24.9235-8006.5	230024	ATE Ø 35
C 200 (202.020)	100	01/94→05/00	←	☐; A344661 / F331441→		24.3541-1751.5	240956	TRW Ø 54 - Halter
			←	☐; A344661 / F331441→		24.3541-1752.5	240957	TRW Ø 54 - Halter
			→	☐; A419829 / F443893→		13.2351-8019.2	210139	ATE Ø 35
			→	☐; A419829 / F443893→		13.2351-8020.2	210140	ATE Ø 35
			→	☐; → A419828 / F443892		24.9235-8005.5	230023	ATE Ø 35
			→	☐; → A419828 / F443892		24.9235-8006.5	230024	ATE Ø 35
C 200 CDI (202.134)	75	03/98→05/00	←	☐		24.3541-1751.5	240956	TRW Ø 54 - Halter
C 220 CDI (202.133)	92	09/97→05/00	←	☐		24.3541-1752.5	240957	TRW Ø 54 - Halter
			→	☐		13.2351-8019.2	210139	ATE Ø 35
			→	☐		13.2351-8020.2	210140	ATE Ø 35
C 200 D (202.120)	55	03/93→05/00	→	☐; A419829 / F443893→		13.2351-8019.2	210139	ATE Ø 35
C 200 D (202.122)	65	10/96→05/00	→	☐; A419829 / F443893→		13.2351-8020.2	210140	ATE Ø 35
			→	☐; → A419828 / F443892		24.9235-8005.5	230023	ATE Ø 35
			→	☐; → A419828 / F443892		24.9235-8006.5	230024	ATE Ø 35
C 200 Kompressor (202.025)	132	10/95→05/00	←	☐		11.3571-8512.2	220316	ATE Ø 57 - Halter
C 200 Kompressor (202.025)	141	11/96→05/00	←	☐		24.3571-8512.5	240492	ATE Ø 57 - Halter
C 230 Kompressor (202.024)	142	10/95→05/00	→	☐; A487048 / F576241→		13.2361-8003.2	210220	ATE Ø 36
C 240 (202.026)	125	06/97→05/00	→	☐; A487048 / F576241→		13.2361-8004.2	210221	ATE Ø 36
C 250 Turbo-D (202.128)	110	10/95→05/00	→	☐; → A487047 / F576240		24.9238-8035.5	230025	ATE Ø 38
			→	☐; → A487047 / F576240		24.9238-8036.5	230026	ATE Ø 38
C 220 (202.022)	110	03/93→05/00	←	☐; → 08/96; A344661 / F331441→		24.3541-1751.5	240956	TRW Ø 54 - Halter
			←	☐; → 08/96; A344661 / F331441→		24.3541-1752.5	240957	TRW Ø 54 - Halter
			→	☐; → 08/96; A419829 / F443893→		13.2351-8019.2	210139	ATE Ø 35
			→	☐; → 08/96; A419829 / F443893→		13.2351-8020.2	210140	ATE Ø 35
			→	☐; → A419828 / F443892		24.9235-8005.5	230023	ATE Ø 35
			→	☐; → A419828 / F443892		24.9235-8006.5	230024	ATE Ø 35
C 230 (202.023)	110	06/96→06/97	←	☐; 07/96→; → A545905 / F647650		24.3541-1751.5	240956	TRW Ø 54 - Halter
			←	☐; 07/96→; → A545905 / F647650		24.3541-1752.5	240957	TRW Ø 54 - Halter
			←	☐; A545906 / F647651→		24.3541-1755.7	220481	TRW Ø 54 - Halter
			←	☐; A545906 / F647651→		24.3541-1756.7	220482	TRW Ø 54 - Halter
			→	☐; 07/96→		13.2351-8019.2	210139	ATE Ø 35
			→	☐; 07/96→		13.2351-8020.2	210140	ATE Ø 35
C 250 D (202.125)	83	05/93→05/00	←	☐; → 08/95; A344661 / F331441→		24.3541-1755.7	220481	TRW Ø 54 - Halter
			←	☐; → 08/95; A344661 / F331441→		24.3541-1756.7	220482	TRW Ø 54 - Halter
			→	☐; → 08/95; A419829 / F443893→		13.2351-8019.2	210139	ATE Ø 35
			→	☐; → 08/95; A419829 / F443893→		13.2351-8020.2	210140	ATE Ø 35
			→	☐; 06/93→; → A419828 / F443892		24.9235-8005.5	230023	ATE Ø 35
			→	☐; 06/93→; → A419828 / F443892		24.9235-8006.5	230024	ATE Ø 35
C 280 (202.028)	142	05/93→05/00	←	☐; A344661 / F331441→		11.3571-8512.2	220316	ATE Ø 57 - Halter
			←	☐; A344661 / F331441→		24.3571-8512.5	240492	ATE Ø 57 - Halter
			→	☐; 06/93→; → A344660 / F331440; - ASR		13.2351-8019.2	210139	ATE Ø 35
			→	☐; 06/93→; → A344660 / F331440; - ASR		13.2351-8020.2	210140	ATE Ø 35
			→	☐; → 05/97; A344661 / F331441→; - ASR		24.9238-8035.5	230025	ATE Ø 38

	kw					! #			
<b>MERCEDES-BENZ - C-KLASSE (W202) 03/93→05/00</b>									
<b>Bremssattel</b>									
C 280 (202.028)	142	05/93→05/00	➔	☐; → 05/97; A344661 / F331441→; - ASR			<b>24.9238-8036.5</b>	<b>230026</b>	ATE Ø 38
C 280 (202.029)	145	06/97→05/00	➔	☐; A344661 / F331441→			<b>11.3571-8512.2</b>	<b>220316</b>	ATE Ø 57 - Halter
			➔	☐; A344661 / F331441→			<b>24.3571-8512.5</b>	<b>240492</b>	ATE Ø 57 - Halter
			➔	☐; A344661 / F331441→			<b>24.3571-8511.5</b>	<b>240491</b>	ATE Ø 57 - Halter
			➔	☐; A487048 / F576241→			<b>13.2361-8003.2</b>	<b>210220</b>	ATE Ø 36
			➔	☐; A487048 / F576241→			<b>13.2361-8004.2</b>	<b>210221</b>	ATE Ø 36
			➔	☐; → A487047 / F576240			<b>24.9238-8035.5</b>	<b>230025</b>	ATE Ø 38
C 36 AMG (202.028)	206	05/94→05/00	➔	☐; → A487047 / F576240			<b>24.9238-8036.5</b>	<b>230026</b>	ATE Ø 38
			➔	☐; → 08/97; A344661 / F331441→			<b>13.4421-8010.2</b>	<b>210229</b>	ATE Ø1 42 Ø2 38
			➔	☐; → 08/97; A344661 / F331441→			<b>24.9236-8001.5</b>	<b>230007</b>	ATE Ø 36
			➔	☐; → 08/97; A344661 / F331441→			<b>24.9236-8002.5</b>	<b>230008</b>	ATE Ø 36
C 43 AMG (202.033)	225	08/97→05/00	➔	☐; → A344660 / F331440			<b>24.9238-8033.5</b>	<b>230015</b>	ATE Ø 38
			➔	☐; → A344660 / F331440			<b>24.9238-8034.5</b>	<b>230016</b>	ATE Ø 38
<b>Halter, Bremssattel</b>									
C 200 Kompressor (202.025)	132	10/95→05/00	➔			2	<b>11.8170-0401.1</b>	<b>260103</b>	ATE
C 200 Kompressor (202.025)	141	11/96→05/00							
C 230 Kompressor (202.024)	142	10/95→05/00							
C 240 (202.026)	125	06/97→05/00							
C 250 Turbo-D (202.128)	110	10/95→05/00							
C 280 (202.028)	142	05/93→05/00	➔	A344661 / F331441→		2	<b>11.8170-0401.1</b>	<b>260103</b>	ATE
C 280 (202.029)	145	06/97→05/00							
<b>Feder, Bremssattel</b>									
C 200 Kompressor (202.025)	132	10/95→05/00	➔			2	<b>11.8116-0253.1</b>	<b>390512</b>	ATE
C 200 Kompressor (202.025)	141	11/96→05/00							
C 230 Kompressor (202.024)	142	10/95→05/00							
C 240 (202.026)	125	06/97→05/00							
C 250 Turbo-D (202.128)	110	10/95→05/00							
C 280 (202.028)	142	05/93→05/00	➔	A344661 / F331441→		2	<b>11.8116-0253.1</b>	<b>390512</b>	ATE
C 280 (202.029)	145	06/97→05/00							
C 43 AMG (202.033)	225	08/97→05/00		09/97→		2	<b>11.8116-0133.1</b>	<b>390511</b>	ATE
<b>Führungshülzensatz, Bremssattel</b>									
C 200 Kompressor (202.025)	132	10/95→05/00	➔				<b>11.0101-5407.2</b>	<b>260011</b>	ATE
C 200 Kompressor (202.025)	141	11/96→05/00							
C 230 Kompressor (202.024)	142	10/95→05/00							
C 240 (202.026)	125	06/97→05/00							
C 250 Turbo-D (202.128)	110	10/95→05/00							
C 280 (202.028)	142	05/93→05/00	➔	A344661 / F331441→			<b>11.0101-5407.2</b>	<b>260011</b>	ATE
C 280 (202.029)	145	06/97→05/00							
<b>Führungsbolzen, Bremssattel</b>									
C 200 Kompressor (202.025)	132	10/95→05/00					<b>11.8171-0008.1</b>	<b>990049</b>	ATE
C 200 Kompressor (202.025)	141	11/96→05/00							
C 230 Kompressor (202.024)	142	10/95→05/00							
C 240 (202.026)	125	06/97→05/00							
C 250 Turbo-D (202.128)	110	10/95→05/00							
C 280 (202.028)	142	05/93→05/00		A344661 / F331441→			<b>11.8171-0008.1</b>	<b>990049</b>	ATE
C 280 (202.029)	145	06/97→05/00							
<b>Dichtungssatz, Bremssattel</b>									
C 180 (202.018)	89	11/94→05/00	➔	→ A419828 / F443892			<b>13.0441-3505.2</b>	<b>250051</b>	ATE
C 180 (202.018)	90	03/93→05/00							
C 200 (202.020)	100	01/94→05/00	➔	A419829 / F443893→			<b>13.0441-3507.2</b>	<b>250053</b>	ATE
C 200 D (202.120)	55	03/93→05/00							
C 200 D (202.122)	65	10/96→05/00							
C 220 D (202.021)	55	07/96→05/00							








	kw					! #		
<b>MERCEDES-BENZ - C-KLASSE (W202) 03/93→05/00</b>								
<b>Dichtungssatz, Bremssattel</b>								
C 220 D (202.121)	70	08/93→05/00	➔	→ A419828 / F443892			13.0441-3505.2 250051	ATE
			➔	A419829 / F443893→			13.0441-3507.2 250053	ATE
C 200 CDI (202.134)	75	03/98→05/00	➔				13.0441-3507.2 250053	ATE
C 220 CDI (202.133)	92	09/97→05/00						
C 200 Kompressor (202.025)	132	10/95→05/00	➔				11.0441-5703.2 250145	ATE
C 200 Kompressor (202.025)	141	11/96→05/00	➔	A487048 / F576241→			13.0441-3609.2 250057	ATE
C 230 Kompressor (202.024)	142	10/95→05/00	➔	→ A487047 / F576240			13.0441-3817.2 250071	ATE
C 240 (202.026)	125	06/97→05/00						
C 250 Turbo-D (202.128)	110	10/95→05/00						
C 220 (202.022)	110	03/93→05/00	➔	→ A419828 / F443892			13.0441-3505.2 250051	ATE
			➔	→ 08/96; A419829 / F443893→			13.0441-3507.2 250053	ATE
C 230 (202.023)	110	06/96→06/97	➔	07/96→			13.0441-3507.2 250053	ATE
C 250 D (202.125)	83	05/93→05/00	➔	06/93→; → A419828 / F443892			13.0441-3505.2 250051	ATE
			➔	→ 08/95; A419829 / F443893→			13.0441-3507.2 250053	ATE
C 280 (202.028)	142	05/93→05/00	➔	A344661 / F331441→			11.0441-5703.2 250145	ATE
			➔	06/93→; → A344660 / F331440; - ASR			13.0441-3507.2 250053	ATE
			➔	06/93→ 05/97; + ASR			13.0441-3817.2 250071	ATE
			➔	→ 05/97; A344661 / F331441→; - ASR			13.0441-3817.2 250071	ATE
C 280 (202.029)	145	06/97→05/00	➔	A344661 / F331441→			11.0441-5703.2 250145	ATE
			➔	A487048 / F576241→			13.0441-3609.2 250057	ATE
			➔	→ A487047 / F576240			13.0441-3817.2 250071	ATE
C 36 AMG (202.028)	206	05/94→05/00	➔	→ A344660 / F331440			13.0441-4214.2 250091	ATE
			➔	→ 08/97; A344661 / F331441→			13.0441-4214.2 250091	ATE
			➔	→ 08/97; A344661 / F331441→			13.0441-3606.2 250147	ATE
			➔	→ A344660 / F331440			13.0441-3817.2 250071	ATE
C 43 AMG (202.033)	225	08/97→05/00	➔	09/97→			13.0441-3606.2 250147	ATE
<b>Schraube, Bremssattel</b>								
C 180 (202.018)	89	11/94→05/00	➔		4		13.8190-0330.1 990134	M12x1,5
C 180 (202.018)	90	03/93→05/00						
C 200 (202.020)	100	01/94→05/00						
C 200 CDI (202.134)	75	03/98→05/00						
C 200 D (202.120)	55	03/93→05/00						
C 200 D (202.122)	65	10/96→05/00						
C 200 Kompressor (202.025)	132	10/95→05/00						
C 200 Kompressor (202.025)	141	11/96→05/00						
C 220 CDI (202.133)	92	09/97→05/00						
C 220 D (202.021)	55	07/96→05/00						
C 220 D (202.121)	70	08/93→05/00						
C 230 Kompressor (202.024)	142	10/95→05/00						
C 240 (202.026)	125	06/97→05/00						
C 250 Turbo-D (202.128)	110	10/95→05/00						
C 220 (202.022)	110	03/93→05/00	➔	→ 08/96	4		13.8190-0330.1 990134	M12x1,5
C 230 (202.023)	110	06/96→06/97	➔	A545906 / F647651→	4		13.8190-0330.1 990134	M12x1,5
			➔	07/96→; → A545905 / F647650	4		13.8190-0330.1 990134	M12x1,5
C 250 D (202.125)	83	05/93→05/00	➔	06/93→ 08/95	4		13.8190-0330.1 990134	M12x1,5
C 280 (202.028)	142	05/93→05/00	➔	06/93→; → A344660 / F331440	4		13.8190-0330.1 990134	M12x1,5
			➔	A344661 / F331441→	4		13.8190-0330.1 990134	M12x1,5
C 280 (202.029)	145	06/97→05/00	➔	A344661 / F331441→	4		13.8190-0330.1 990134	M12x1,5
			➔	→ A344660 / F331440	4		13.8190-0330.1 990134	M12x1,5
C 36 AMG (202.028)	206	05/94→05/00	➔	→ 08/97; A344661 / F331441→	4		13.8190-0330.1 990134	M12x1,5
			➔	→ A344660 / F331440	4		13.8190-0330.1 990134	M12x1,5
C 43 AMG (202.033)	225	08/97→05/00	➔	09/97→	4		13.8190-0330.1 990134	M12x1,5
<b>Bremsschlauch</b>								
C 180 (202.018)	89	11/94→05/00	➔	→ A344660 / F331440	2		24.5113-0483.3 331397	L= 483
C 180 (202.018)	90	03/93→05/00						
C 200 (202.020)	100	01/94→05/00	➔	A344661 / F331441→	2		83.7705-0386.3 330828	L= 385
C 200 D (202.120)	55	03/93→05/00						










	kw			 	! #		
<b>MERCEDES-BENZ - C-KLASSE (W202) 03/93→05/00</b>							
 <b>Bremsschlauch</b>							
C 220 D (202.121)	70	08/93→05/00	➔	09/95→	2	24.5123-0281.3 330877	L= 280
			➔	→ 08/95	2	83.7704-0281.3 330804	L= 280
C 200 CDI (202.134)	75	03/98→05/00	➔		2	83.7705-0386.3 330828	L= 385
C 200 Kompressor (202.025)	132	10/95→05/00	➔		2	24.5123-0281.3 330877	L= 280
C 200 Kompressor (202.025)	141	11/96→05/00					
C 220 CDI (202.133)	92	09/97→05/00					
C 230 Kompressor (202.024)	142	10/95→05/00					
C 240 (202.026)	125	06/97→05/00					
C 250 Turbo-D (202.128)	110	10/95→05/00					
C 200 D (202.122)	65	10/96→05/00	➔	→ A344660 / F331440	2	24.5113-0483.3 331397	L= 483
C 220 D (202.021)	55	07/96→05/00	➔	A344661 / F331441→	2	83.7705-0386.3 330828	L= 385
C 280 (202.029)	145	06/97→05/00	➔		2	24.5123-0281.3 330877	L= 280
C 220 (202.022)	110	03/93→05/00	➔	→ A344660 / F331440	2	24.5113-0483.3 331397	L= 483
			➔	→ 08/96; A344661 / F331441→	2	83.7705-0386.3 330828	L= 385
			➔	09/95→ 08/96	2	24.5123-0281.3 330877	L= 280
			➔	→ 08/95	2	83.7704-0281.3 330804	L= 280
C 230 (202.023)	110	06/96→06/97	➔	07/96→	2	83.7705-0386.3 330828	L= 385
			➔	07/96→	2	24.5123-0281.3 330877	L= 280
C 250 D (202.125)	83	05/93→05/00	➔	06/93→; → A344660 / F331440	2	24.5113-0483.3 331397	L= 483
			➔	→ 08/95; A344661 / F331441→	2	83.7705-0386.3 330828	L= 385
			➔	06/93→ 08/95	2	83.7704-0281.3 330804	L= 280
C 280 (202.028)	142	05/93→05/00	➔	06/93→; → A344660 / F331440	2	24.5113-0483.3 331397	L= 483
			➔	A344661 / F331441→	2	83.7705-0386.3 330828	L= 385
			➔	09/95→	2	24.5123-0281.3 330877	L= 280
			➔	06/93→ 08/95	2	83.7704-0281.3 330804	L= 280
C 36 AMG (202.028)	206	05/94→05/00	➔	→ A344660 / F331440	2	24.5113-0483.3 331397	L= 483
			➔	→ 08/97; A344661 / F331441→	2	83.7705-0386.3 330828	L= 385
			➔	→ 08/97	2	24.5123-0281.3 330877	L= 280
C 43 AMG (202.033)	225	08/97→05/00	➔	09/97→	2	83.7705-0386.3 330828	L= 385
			➔	09/97→	2	24.5123-0281.3 330877	L= 280
<b>MERCEDES-BENZ - C-KLASSE (W203) 05/00→12/07</b>							
 <b>Bremssattel</b>							
C 180 (203.035)	95	10/00→05/02	➔	☐		24.3571-1739.5 240944	TRW Ø 57 - Halter
			➔	☐		24.3571-1740.5 240945	TRW Ø 57 - Halter
			➔	☐		13.9361-0023.2 210241	ATE Ø 36
			➔	☐		13.9361-0024.2 210242	ATE Ø 36
C 180 Kompressor (203.046)	105	05/02→02/07	➔	☐; für Fahrzeuge ohne Sportpaket / für Fahrzeuge ohne AMG-Sportpaket		24.3571-1739.5 240944	TRW Ø 57 - Halter
C 200 CDI (203.004)	75	02/01→02/07					
C 200 CDI (203.004)	85	09/00→02/07	➔	☐; für Fahrzeuge ohne Sportpaket / für Fahrzeuge ohne AMG-Sportpaket		24.3571-1740.5 240945	TRW Ø 57 - Halter
C 200 CDI (203.007)	90	04/03→02/07					
C 200 CGI Kompressor (203.043)	125	07/03→02/07					
C 200 Kompressor (203.042)	120	05/02→02/07	➔	☐; für Fahrzeuge ohne Sportpaket / für Fahrzeuge ohne AMG-Sportpaket		13.9361-0023.2 210241	ATE Ø 36
C 220 CDI (203.006)	100	05/00→02/07					
C 220 CDI (203.006)	105	05/00→02/07	➔	☐; für Fahrzeuge ohne Sportpaket / für Fahrzeuge ohne AMG-Sportpaket		13.9361-0024.2 210242	ATE Ø 36
			➔	☐; für Fahrzeuge mit Sportpaket / für Fahrzeuge mit AMG-Sportpaket		13.9361-0035.2 210253	ATE Ø 36
			➔	☐; für Fahrzeuge mit Sportpaket / für Fahrzeuge mit AMG-Sportpaket		13.9361-0036.2 210254	ATE Ø 36
C 200 Kompressor (203.045)	120	05/00→06/02	➔	☐; → 05/02		24.3571-1739.5 240944	TRW Ø 57 - Halter
			➔	☐; → 05/02		24.3571-1740.5 240945	TRW Ø 57 - Halter
			➔	☐; → 05/02		13.9361-0023.2 210241	ATE Ø 36
			➔	☐; → 05/02		13.9361-0024.2 210242	ATE Ø 36
↓							



















	kw			 	! #				
<b>MERCEDES-BENZ - C-KLASSE (W203) 05/00→12/07</b>									
<b> Bremssattel</b>									
C 220 CDI (203.008)	110	02/03→02/07	←	☐; 02/04→; für Fahrzeuge ohne Sportpaket / für Fahrzeuge ohne AMG-Sportpaket	24.3571-1739.5	240944	TRW Ø 57 - Halter		
			←	☐; 02/04→; für Fahrzeuge ohne Sportpaket / für Fahrzeuge ohne AMG-Sportpaket	24.3571-1740.5	240945	TRW Ø 57 - Halter		
			→	☐; 02/04→; für Fahrzeuge ohne Sportpaket / für Fahrzeuge ohne AMG-Sportpaket	13.9361-0023.2	210241	ATE Ø 36		
			→	☐; 02/04→; für Fahrzeuge ohne Sportpaket / für Fahrzeuge ohne AMG-Sportpaket	13.9361-0024.2	210242	ATE Ø 36		
			→	☐; 02/04→; für Fahrzeuge mit Sportpaket / für Fahr- zeuge mit AMG-Sportpaket	13.9361-0035.2	210253	ATE Ø 36		
			→	☐; 02/04→; für Fahrzeuge mit Sportpaket / für Fahr- zeuge mit AMG-Sportpaket	13.9361-0036.2	210254	ATE Ø 36		
C 230 (203.052) C 280 (203.054)	150 170	01/05→02/07 01/05→02/07	←	☐; 06/05→; für Fahrzeuge ohne Sportpaket / für Fahrzeuge ohne AMG-Sportpaket	24.3571-1721.5	240910	TRW Ø 57 - Halter		
			←	☐; 06/05→; für Fahrzeuge ohne Sportpaket / für Fahrzeuge ohne AMG-Sportpaket	24.3571-1722.7	220556	TRW Ø 57 - Halter		
			→	☐; 06/05→	13.9361-0035.2	210253	ATE Ø 36		
			→	☐; 06/05→	13.9361-0036.2	210254	ATE Ø 36		
C 230 Kompressor (203.040) C 240 (203.061) C 270 CDI (203.016) C 270 CDI (203.016) C 320 (203.064)	141 125 120 125 160	02/04→02/07 05/00→02/07 12/00→02/07 12/00→02/07 05/00→02/07	←	☐; für Fahrzeuge ohne Sportpaket / für Fahrzeuge ohne AMG-Sportpaket	24.3571-1721.5	240910	TRW Ø 57 - Halter		
			←	☐; für Fahrzeuge ohne Sportpaket / für Fahrzeuge ohne AMG-Sportpaket	24.3571-1722.7	220556	TRW Ø 57 - Halter		
			→	☐	13.9361-0035.2	210253	ATE Ø 36		
			→	☐	13.9361-0036.2	210254	ATE Ø 36		
C 240 4-matic (203.081) C 320 4-matic (203.084)	125 160	07/02→02/07 07/02→02/07	→	☐	13.9361-0035.2	210253	ATE Ø 36		
			→	☐	13.9361-0036.2	210254	ATE Ø 36		
C 280 4-matic (203.092) C 350 (203.056)	170 200	01/05→02/07 01/05→02/07	→	☐; 06/05→	13.9361-0035.2	210253	ATE Ø 36		
	C 350 4-matic (203.087)	200	01/05→02/07	→	☐; 06/05→	13.9361-0036.2	210254	ATE Ø 36	
C 320 CDI (203.020)	165	01/05→02/07	→	☐; 02/05→	13.9361-0035.2	210253	ATE Ø 36		
			→	☐; 02/05→	13.9361-0036.2	210254	ATE Ø 36		
<b>Dichtungssatz, Bremssattel</b>									
C 180 (203.035) C 230 Kompressor (203.040) C 240 (203.061) C 240 4-matic (203.081) C 270 CDI (203.016) C 270 CDI (203.016) C 320 (203.064) C 320 4-matic (203.084)	95 141 125 125 120 125 160 160	10/00→05/02 02/04→02/07 05/00→02/07 07/02→02/07 12/00→02/07 12/00→02/07 05/00→02/07 07/02→02/07	→		13.0441-3609.2	250057	ATE		
	C 180 Kompressor (203.046) C 200 CDI (203.004) C 200 CDI (203.004) C 200 CDI (203.007) C 200 CGI Kompressor (203.043) C 200 Kompressor (203.042)	105 75 85 90 125	05/02→02/07 02/01→02/07 09/00→02/07 04/03→02/07 07/03→02/07	→	für Fahrzeuge mit Sportpaket / für Fahr- zeuge mit AMG-Sportpaket	13.0441-3609.2	250057	ATE	
		C 220 CDI (203.006) C 220 CDI (203.006)	100 105	05/00→02/07 05/00→02/07	→	für Fahrzeuge ohne Sportpaket / für Fahrzeuge ohne AMG-Sportpaket	13.0441-3609.2	250057	ATE
			C 200 Kompressor (203.045)	120	05/00→06/02	→	→ 05/02	13.0441-3609.2	250057
		C 220 CDI (203.008)	110	02/03→02/07	→	02/04→; für Fahrzeuge ohne Sportpaket / für Fahrzeuge ohne AMG-Sportpaket	13.0441-3609.2	250057	ATE
	→				02/04→; für Fahrzeuge mit Sportpaket / für Fahr- zeuge mit AMG-Sportpaket	13.0441-3609.2	250057	ATE	
	C 230 (203.052) C 280 (203.054) C 280 4-matic (203.092) ↓	150 170 170	01/05→02/07 01/05→02/07 01/05→02/07	→	06/05→	13.0441-3609.2	250057	ATE	












































	kW					! #		
<b>MERCEDES-BENZ - C-KLASSE (W203) 05/00→12/07</b>								
<b>Dichtungssatz, Bremssattel</b>								
C 350 (203.056)	200	01/05→02/07	➡	06/05→			13.0441-3609.2 250057	ATE
C 350 4-matic (203.087)	200	01/05→02/07						
C 30 CDI AMG (203.018)	170	01/03→02/07	➡				13.0441-4216.2 250093	ATE
C 55 AMG (203.076)	270	02/04→02/07						
C 320 CDI (203.020)	165	01/05→02/07	➡	02/05→			13.0441-3609.2 250057	ATE
C 32 AMG Kompressor (203.065)	260	02/01→02/07	➡	03/01→			13.0441-4216.2 250093	ATE
<b>Zubehörsatz, Bremssattel</b>								
C 180 (203.035)	95	10/00→05/02					24.0101-3803.2 260101	TRW
C 240 4-matic (203.081)	125	07/02→02/07						
C 320 4-matic (203.084)	160	07/02→02/07						
C 180 Kompressor (203.046)	105	05/02→02/07		A 660227 / F 565689→;			24.0101-3803.2 260101	TRW
C 200 CDI (203.007)	90	04/03→02/07		für Fahrzeuge mit Sportpaket / für Fahrzeuge mit AMG-Sportpaket				
C 200 CGI Kompressor (203.043)	125	07/03→02/07		→ A 660226 / F 565688;			24.0101-3803.2 260101	TRW
C 200 Kompressor (203.042)	120	05/02→02/07		für Fahrzeuge mit Sportpaket / für Fahrzeuge mit AMG-Sportpaket				
C 230 Kompressor (203.040)	141	02/04→02/07		für Fahrzeuge ohne Sportpaket / für Fahrzeuge ohne AMG-Sportpaket			24.0101-3803.2 260101	TRW
C 240 (203.061)	125	05/00→02/07						
C 270 CDI (203.016)	120	12/00→02/07						
C 270 CDI (203.016)	125	12/00→02/07						
C 320 (203.064)	160	05/00→02/07						
C 200 CDI (203.004)	75	02/01→02/07		für Fahrzeuge mit Sportpaket / für Fahrzeuge mit AMG-Sportpaket			24.0101-3803.2 260101	TRW
C 200 CDI (203.004)	85	09/00→02/07						
C 220 CDI (203.006)	100	05/00→02/07		für Fahrzeuge ohne Sportpaket / für Fahrzeuge ohne AMG-Sportpaket			24.0101-3803.2 260101	TRW
C 220 CDI (203.006)	105	05/00→02/07						
C 200 Kompressor (203.045)	120	05/00→06/02		→ 05/02			24.0101-3803.2 260101	TRW
C 220 CDI (203.008)	110	02/03→02/07		02/04→; → A 660226 / F 565688;			24.0101-3803.2 260101	TRW
				für Fahrzeuge mit Sportpaket / für Fahrzeuge mit AMG-Sportpaket				
				A 660227 / F 565689→;			24.0101-3803.2 260101	TRW
				für Fahrzeuge mit Sportpaket / für Fahrzeuge mit AMG-Sportpaket				
				02/04→;			24.0101-3803.2 260101	TRW
				für Fahrzeuge ohne Sportpaket / für Fahrzeuge ohne AMG-Sportpaket				
C 230 (203.052)	150	01/05→02/07		06/05→;			24.0101-3803.2 260101	TRW
C 280 (203.054)	170	01/05→02/07		für Fahrzeuge ohne Sportpaket / für Fahrzeuge ohne AMG-Sportpaket				
C 280 4-matic (203.092)	170	01/05→02/07						
				06/05→;			24.0101-3803.2 260101	TRW
				für Fahrzeuge mit Sportpaket / für Fahrzeuge mit AMG-Sportpaket				
C 320 CDI (203.020)	165	01/05→02/07		02/05→;			24.0101-3803.2 260101	TRW
				für Fahrzeuge ohne Sportpaket / für Fahrzeuge ohne AMG-Sportpaket				
C 350 (203.056)	200	01/05→02/07		06/05→;			24.0101-3803.2 260101	TRW
				für Fahrzeuge ohne Sportpaket / für Fahrzeuge ohne AMG-Sportpaket				
<b>Schraube, Bremssattel</b>								
C 240 4-matic (203.081)	125	07/02→02/07			2	13.8190-0330.1 990134	M12x1,5	
C 320 4-matic (203.084)	160	07/02→02/07						
C 280 4-matic (203.092)	170	01/05→02/07		06/05→;	2	13.8190-0330.1 990134	M12x1,5	
C 350 4-matic (203.087)	200	01/05→02/07		für Fahrzeuge ohne Sportpaket / für Fahrzeuge ohne AMG-Sportpaket				
<b>Bremsschlauch</b>								
C 180 (203.035)	95	10/00→05/02	←		2	83.7705-0386.3 330828	L= 385	
C 180 Kompressor (203.046)	105	05/02→02/07	➡		2	24.5123-0281.3 330877	L= 280	
C 200 CDI (203.004)	75	02/01→02/07						
C 200 CDI (203.004)	85	09/00→02/07						
C 200 CDI (203.007)	90	04/03→02/07						
C 200 CGI Kompressor (203.043)	125	07/03→02/07						
C 200 Kompressor (203.042)	120	05/02→02/07						
C 220 CDI (203.006)	100	05/00→02/07						
C 220 CDI (203.006)	105	05/00→02/07						
C 230 Kompressor (203.040)	141	02/04→02/07						
C 240 (203.061)	125	05/00→02/07						
C 270 CDI (203.016)	120	12/00→02/07						
C 270 CDI (203.016)	125	12/00→02/07						
↓								









	kw			 	! #		
<b>MERCEDES-BENZ - C-KLASSE (W203) 05/00→12/07</b>							
 <b>Bremsschlauch</b>							
C 30 CDI AMG (203.018)	170	01/03→02/07	←		2	83.7705-0386.3 330828	L= 385
C 320 (203.064)	160	05/00→02/07	→		2	24.5123-0281.3 330877	L= 280
C 55 AMG (203.076)	270	02/04→02/07					
C 200 Kompressor (203.045)	120	05/00→06/02	←	→ 05/02	2	83.7705-0386.3 330828	L= 385
			→	→ 05/02	2	24.5123-0281.3 330877	L= 280
C 220 CDI (203.008)	110	02/03→02/07	←	02/04→	2	83.7705-0386.3 330828	L= 385
			→	02/04→	2	24.5123-0281.3 330877	L= 280
C 230 (203.052)	150	01/05→02/07	←	06/05→	2	83.7705-0386.3 330828	L= 385
C 280 (203.054)	170	01/05→02/07	→	06/05→	2	24.5123-0281.3 330877	L= 280
C 350 (203.056)	200	01/05→02/07					
C 240 4-matic (203.081)	125	07/02→02/07	→		2	24.5123-0281.3 330877	L= 280
C 320 4-matic (203.084)	160	07/02→02/07					
C 280 4-matic (203.092)	170	01/05→02/07	→	06/05→	2	24.5123-0281.3 330877	L= 280
C 350 4-matic (203.087)	200	01/05→02/07					
C 320 CDI (203.020)	165	01/05→02/07	←	02/05→	2	83.7705-0386.3 330828	L= 385
			→	02/05→	2	24.5123-0281.3 330877	L= 280
C 32 AMG Kompressor (203.065)	260	02/01→02/07	←	03/01→	2	83.7705-0386.3 330828	L= 385
			→	03/01→	2	24.5123-0281.3 330877	L= 280
<b>MERCEDES-BENZ - C-KLASSE (W204) 01/07→01/14</b>							
 <b>Bremssattel</b>							
C 180 CDI (204.000)	88	01/11→01/14	←	☐; für Fahrzeuge mit Sportpaket / für Fahrzeuge mit AMG-Sportpaket		24.3606-1703.5 240587	TRW Ø 60 - Halter
C 200 CDI (204.001)	100	01/11→01/14	←	☐; für Fahrzeuge mit Sportpaket / für Fahrzeuge mit AMG-Sportpaket		24.3606-1704.5 240588	TRW Ø 60 - Halter
			←	☐; für Fahrzeuge ohne Sportpaket / für Fahrzeuge ohne AMG-Sportpaket		24.3606-1705.7 220993	TRW Ø 60 - Halter
			←	☐; für Fahrzeuge ohne Sportpaket / für Fahrzeuge ohne AMG-Sportpaket		24.3606-1706.7 220994	TRW Ø 60 - Halter
			→	☐; für Fahrzeuge ohne Sportpaket / für Fahrzeuge ohne AMG-Sportpaket; GG		11.9381-9954.2 220926	ATE Ø 38 - Halter
			→	☐; für Fahrzeuge ohne Sportpaket / für Fahrzeuge ohne AMG-Sportpaket; ALU		11.9386-9991.2 220949	ATE Ø 38 - Halter
			→	☐; für Fahrzeuge mit Sportpaket / für Fahrzeuge mit AMG-Sportpaket		11.9386-9991.2 220949	ATE Ø 38 - Halter
			→	☐; für Fahrzeuge ohne Sportpaket / für Fahrzeuge ohne AMG-Sportpaket; ALU		11.9386-9992.2 220950	ATE Ø 38 - Halter
			→	☐; für Fahrzeuge mit Sportpaket / für Fahrzeuge mit AMG-Sportpaket		11.9386-9992.2 220950	ATE Ø 38 - Halter
C 180 CGI (204.031)	115	01/08→01/14	←	☐; 04/09→; für Fahrzeuge mit Sportpaket / für Fahrzeuge mit AMG-Sportpaket		24.3606-1703.5 240587	TRW Ø 60 - Halter
C 180 CGI (204.049)	115	01/07→01/14	←	☐; 04/09→; für Fahrzeuge mit Sportpaket / für Fahrzeuge mit AMG-Sportpaket		24.3606-1704.5 240588	TRW Ø 60 - Halter
			←	☐; 04/09→; für Fahrzeuge ohne Sportpaket / für Fahrzeuge ohne AMG-Sportpaket		24.3606-1705.7 220993	TRW Ø 60 - Halter
			←	☐; 04/09→; für Fahrzeuge ohne Sportpaket / für Fahrzeuge ohne AMG-Sportpaket		24.3606-1706.7 220994	TRW Ø 60 - Halter
			→	☐; 04/09→; GG		11.9381-9954.2 220926	ATE Ø 38 - Halter
			→	☐; 04/09→; ALU		11.9386-9991.2 220949	ATE Ø 38 - Halter
			→	☐; 04/09→; ALU		11.9386-9992.2 220950	ATE Ø 38 - Halter
C 180 Kompressor (204.044, 204.045)	115	01/08→01/14	←	☐; für Fahrzeuge mit Sportpaket / für Fahrzeuge mit AMG-Sportpaket		24.3606-1703.5 240587	TRW Ø 60 - Halter
			←	☐; für Fahrzeuge mit Sportpaket / für Fahrzeuge mit AMG-Sportpaket		24.3606-1704.5 240588	TRW Ø 60 - Halter

	kw			 	! #							
<b>MERCEDES-BENZ - C-KLASSE (W204) 01/07→01/14</b>												
 <b>Bremssattel</b>												
C 180 Kompressor (204.044, 204.045)	115	01/08→01/14	←	☐; für Fahrzeuge ohne Sportpaket / für Fahrzeuge ohne AMG-Sportpaket		24.3606-1705.7	220993	TRW Ø 60 - Halter				
			←	☐; für Fahrzeuge ohne Sportpaket / für Fahrzeuge ohne AMG-Sportpaket		24.3606-1706.7	220994	TRW Ø 60 - Halter				
			→	☐; GG		11.9381-9954.2	220926	ATE Ø 38 - Halter				
			→	☐; ALU		11.9386-9991.2	220949	ATE Ø 38 - Halter				
			→	☐; ALU		11.9386-9992.2	220950	ATE Ø 38 - Halter				
C 180 Kompressor (204.046) C 200 CDI (204.007, 204.006)	115	01/07→01/14	←	☐; 03/07→; für Fahrzeuge mit Sportpaket / für Fahrzeuge mit AMG-Sportpaket		24.3606-1703.5	240587	TRW Ø 60 - Halter				
			100	01/07→12/10	←	☐; 03/07→; für Fahrzeuge mit Sportpaket / für Fahrzeuge mit AMG-Sportpaket		24.3606-1704.5	240588	TRW Ø 60 - Halter		
					←	☐; 03/07→; für Fahrzeuge ohne Sportpaket / für Fahrzeuge ohne AMG-Sportpaket		24.3606-1705.7	220993	TRW Ø 60 - Halter		
					←	☐; 03/07→; für Fahrzeuge ohne Sportpaket / für Fahrzeuge ohne AMG-Sportpaket		24.3606-1706.7	220994	TRW Ø 60 - Halter		
	→	☐; 03/07→; GG				11.9381-9954.2	220926	ATE Ø 38 - Halter				
	→	☐; 03/07→; ALU		11.9386-9991.2	220949	ATE Ø 38 - Halter						
	→	☐; 03/07→; ALU		11.9386-9992.2	220950	ATE Ø 38 - Halter						
	C 200 (204.048) C 220 CDI (204.002) C 220 CDI (204.002) C 250 CGI (204.047)	137	05/11→01/14	←	☐; für Fahrzeuge mit Sportpaket / für Fahrzeuge mit AMG-Sportpaket		24.3606-1703.5	240587	TRW Ø 60 - Halter			
120				10/08→01/14	←	☐; für Fahrzeuge mit Sportpaket / für Fahrzeuge mit AMG-Sportpaket		24.3606-1704.5	240588	TRW Ø 60 - Halter		
					125	12/08→01/14	←	☐; für Fahrzeuge ohne Sportpaket / für Fahrzeuge ohne AMG-Sportpaket		24.3606-1707.7	221011	TRW Ø 60 - Halter
							150	07/09→01/14	←	☐; für Fahrzeuge ohne Sportpaket / für Fahrzeuge ohne AMG-Sportpaket		24.3606-1708.7
		→	☐; GG							11.9381-9954.2	220926	ATE Ø 38 - Halter
→		☐; ALU		11.9386-9991.2					220949	ATE Ø 38 - Halter		
→		☐; ALU		11.9386-9992.2	220950	ATE Ø 38 - Halter						
C 200 CGI (204.048)		135	01/07→01/14	←	☐; 04/09→; für Fahrzeuge mit Sportpaket / für Fahrzeuge mit AMG-Sportpaket		24.3606-1703.5	240587	TRW Ø 60 - Halter			
	←			☐; 04/09→; für Fahrzeuge mit Sportpaket / für Fahrzeuge mit AMG-Sportpaket		24.3606-1704.5	240588	TRW Ø 60 - Halter				
	←			☐; 04/09→; für Fahrzeuge ohne Sportpaket / für Fahrzeuge ohne AMG-Sportpaket		24.3606-1707.7	221011	TRW Ø 60 - Halter				
	←			☐; 04/09→; für Fahrzeuge ohne Sportpaket / für Fahrzeuge ohne AMG-Sportpaket		24.3606-1708.7	221012	TRW Ø 60 - Halter				
	→	☐; 04/09→; GG		11.9381-9954.2	220926	ATE Ø 38 - Halter						
	→	☐; 04/09→; ALU		11.9386-9991.2	220949	ATE Ø 38 - Halter						
	→	☐; 04/09→; ALU		11.9386-9992.2	220950	ATE Ø 38 - Halter						
	C 200 Kompressor (204.041) C 220 CDI (204.008) C 220 CDI (204.008) C 230 (204.052)	135	01/07→01/14	←	☐; 03/07→; für Fahrzeuge mit Sportpaket / für Fahrzeuge mit AMG-Sportpaket		24.3606-1703.5	240587	TRW Ø 60 - Halter			
120				01/07→11/08	←	☐; 03/07→; für Fahrzeuge mit Sportpaket / für Fahrzeuge mit AMG-Sportpaket		24.3606-1704.5	240588	TRW Ø 60 - Halter		
					125	01/07→11/08	←	☐; 03/07→; für Fahrzeuge ohne Sportpaket / für Fahrzeuge ohne AMG-Sportpaket		24.3606-1707.7	221011	TRW Ø 60 - Halter
							150	01/07→01/14	←	☐; 03/07→; für Fahrzeuge ohne Sportpaket / für Fahrzeuge ohne AMG-Sportpaket		24.3606-1708.7
		→	☐; 03/07→; GG							11.9381-9954.2	220926	ATE Ø 38 - Halter
→		☐; 03/07→; ALU		11.9386-9991.2					220949	ATE Ø 38 - Halter		
→		☐; 03/07→; ALU		11.9386-9992.2	220950	ATE Ø 38 - Halter						
↓												








	kw			 	! #		
<b>MERCEDES-BENZ - C-KLASSE (W204) 01/07→01/14</b>							
 <b>Bremssattel</b>							
C 220 CDI 4-matic (204.084) C 230 4-matic (204.085)	125	02/13→01/14	←	☐; für Fahrzeuge ohne Sportpaket / für Fahrzeuge ohne AMG-Sportpaket		24.3606-1709.7 221045	TRW Ø 60 - Halter
	150	07/07→01/14	←	☐; für Fahrzeuge ohne Sportpaket / für Fahrzeuge ohne AMG-Sportpaket		24.3606-1710.7 221046	TRW Ø 60 - Halter
			→	☐; GG		11.9381-9954.2 220926	ATE Ø 38 - Halter
			→	☐; ALU		11.9386-9991.2 220949	ATE Ø 38 - Halter
			→	☐; ALU		11.9386-9992.2 220950	ATE Ø 38 - Halter
C 250 CDI (204.003)	150	08/08→01/14	←	☐; für Fahrzeuge mit Sportpaket / für Fahrzeuge mit AMG-Sportpaket		24.3606-1703.5 240587	TRW Ø 60 - Halter
			←	☐; für Fahrzeuge mit Sportpaket / für Fahrzeuge mit AMG-Sportpaket		24.3606-1704.5 240588	TRW Ø 60 - Halter
			←	☐; für Fahrzeuge ohne Sportpaket / für Fahrzeuge ohne AMG-Sportpaket		24.3606-1707.7 221011	TRW Ø 60 - Halter
			←	☐; für Fahrzeuge ohne Sportpaket / für Fahrzeuge ohne AMG-Sportpaket		24.3606-1708.7 221012	TRW Ø 60 - Halter
			→	☐; ALU		11.9406-9961.2 220951	ATE Ø 40 - Halter
			→	☐; ALU		11.9406-9962.2 220952	ATE Ø 40 - Halter
			C 250 CDI 4-matic (204.082)	150	01/11→01/14	←	☐; für Fahrzeuge mit Sportpaket / für Fahrzeuge mit AMG-Sportpaket
←	☐; für Fahrzeuge mit Sportpaket / für Fahrzeuge mit AMG-Sportpaket					24.3601-1722.5 240630	TRW Ø 60 - Halter
←	☐; für Fahrzeuge ohne Sportpaket / für Fahrzeuge ohne AMG-Sportpaket					24.3606-1709.7 221045	TRW Ø 60 - Halter
←	☐; für Fahrzeuge ohne Sportpaket / für Fahrzeuge ohne AMG-Sportpaket					24.3606-1710.7 221046	TRW Ø 60 - Halter
→	☐; für Fahrzeuge mit Sportpaket / für Fahrzeuge mit AMG-Sportpaket; GG					11.9381-9954.2 220926	ATE Ø 38 - Halter
→	☐; für Fahrzeuge mit Sportpaket / für Fahrzeuge mit AMG-Sportpaket; ALU					11.9386-9991.2 220949	ATE Ø 38 - Halter
→	☐; für Fahrzeuge mit Sportpaket / für Fahrzeuge mit AMG-Sportpaket; ALU					11.9386-9992.2 220950	ATE Ø 38 - Halter
→	☐; für Fahrzeuge ohne Sportpaket / für Fahrzeuge ohne AMG-Sportpaket; ALU					11.9406-9961.2 220951	ATE Ø 40 - Halter
→	☐; für Fahrzeuge ohne Sportpaket / für Fahrzeuge ohne AMG-Sportpaket; ALU					11.9406-9962.2 220952	ATE Ø 40 - Halter
C 280 (204.054)	170	01/07→01/14				←	☐; 03/07→; für Fahrzeuge ohne Sportpaket / für Fahrzeuge ohne AMG-Sportpaket
			←	☐; 03/07→; für Fahrzeuge ohne Sportpaket / für Fahrzeuge ohne AMG-Sportpaket		24.3606-1708.7 221012	TRW Ø 60 - Halter
			←	☐; 03/07→; für Fahrzeuge mit Sportpaket / für Fahrzeuge mit AMG-Sportpaket		24.3606-1711.5 240780	TRW Ø 60 - Halter
			←	☐; 03/07→; für Fahrzeuge mit Sportpaket / für Fahrzeuge mit AMG-Sportpaket		24.3606-1712.5 240781	TRW Ø 60 - Halter
			→	☐; 03/07→; GG		11.9381-9954.2 220926	ATE Ø 38 - Halter
			→	☐; 03/07→; ALU		11.9386-9991.2 220949	ATE Ø 38 - Halter
C 280 4-matic (204.081)	170	07/07→01/14	←	☐; für Fahrzeuge mit Sportpaket / für Fahrzeuge mit AMG-Sportpaket		24.3601-1721.5 240629	TRW Ø 60 - Halter
			←	☐; für Fahrzeuge mit Sportpaket / für Fahrzeuge mit AMG-Sportpaket		24.3601-1722.5 240630	TRW Ø 60 - Halter
↓							








	kw			 	! #			
<b>MERCEDES-BENZ - C-KLASSE (W204) 01/07→01/14</b>								
 <b>Bremssattel</b>								
C 280 4-matic (204.081)	170	07/07→01/14	←	 ; für Fahrzeuge ohne Sportpaket / für Fahrzeuge ohne AMG-Sportpaket		24.3606-1709.7	221045	TRW Ø 60 - Halter
			←	 ; für Fahrzeuge ohne Sportpaket / für Fahrzeuge ohne AMG-Sportpaket		24.3606-1710.7	221046	TRW Ø 60 - Halter
			→	 ; GG		11.9381-9954.2	220926	ATE Ø 38 - Halter
			→	 ; ALU		11.9386-9991.2	220949	ATE Ø 38 - Halter
			→	 ; ALU		11.9386-9992.2	220950	ATE Ø 38 - Halter
C 300 (204.054)	170	07/09→01/14	←	 ; für Fahrzeuge ohne Sportpaket / für Fahrzeuge ohne AMG-Sportpaket		24.3606-1707.7	221011	TRW Ø 60 - Halter
			←	 ; für Fahrzeuge ohne Sportpaket / für Fahrzeuge ohne AMG-Sportpaket		24.3606-1708.7	221012	TRW Ø 60 - Halter
			←	 ; für Fahrzeuge mit Sportpaket / für Fahrzeuge mit AMG-Sportpaket		24.3606-1711.5	240780	TRW Ø 60 - Halter
			←	 ; für Fahrzeuge mit Sportpaket / für Fahrzeuge mit AMG-Sportpaket		24.3606-1712.5	240781	TRW Ø 60 - Halter
			→	 ; GG		11.9381-9954.2	220926	ATE Ø 38 - Halter
			→	 ; ALU		11.9386-9991.2	220949	ATE Ø 38 - Halter
			→	 ; ALU		11.9386-9992.2	220950	ATE Ø 38 - Halter
C 300 (204.055) C 350 (204.057)	185 225	02/11→01/14 01/11→01/14	←	 ; für Fahrzeuge mit Sportpaket / für Fahrzeuge mit AMG-Sportpaket		24.3606-1711.5	240780	TRW Ø 60 - Halter
			←	 ; für Fahrzeuge mit Sportpaket / für Fahrzeuge mit AMG-Sportpaket		24.3606-1712.5	240781	TRW Ø 60 - Halter
			→			11.9406-9961.2	220951	ATE Ø 40 - Halter
			→			11.9406-9962.2	220952	ATE Ø 40 - Halter
C 300 4-matic (204.080) C 350 4-matic (204.088)	185 225	02/11→01/14 01/11→01/14	←	 ; für Fahrzeuge mit Sportpaket / für Fahrzeuge mit AMG-Sportpaket		24.3601-1721.5	240629	TRW Ø 60 - Halter
			←	 ; für Fahrzeuge mit Sportpaket / für Fahrzeuge mit AMG-Sportpaket		24.3601-1722.5	240630	TRW Ø 60 - Halter
			←	 ; für Fahrzeuge ohne Sportpaket / für Fahrzeuge ohne AMG-Sportpaket		24.3601-1723.5	240631	TRW Ø 60 - Halter
			←	 ; für Fahrzeuge ohne Sportpaket / für Fahrzeuge ohne AMG-Sportpaket		24.3601-1724.5	240632	TRW Ø 60 - Halter
			→			11.9406-9961.2	220951	ATE Ø 40 - Halter
			→			11.9406-9962.2	220952	ATE Ø 40 - Halter
C 300 4-matic (204.081)	170	07/07→01/14	←	 ; 04/09→; für Fahrzeuge mit Sportpaket / für Fahrzeuge mit AMG-Sportpaket		24.3601-1721.5	240629	TRW Ø 60 - Halter
			←	 ; 04/09→; für Fahrzeuge mit Sportpaket / für Fahrzeuge mit AMG-Sportpaket		24.3601-1722.5	240630	TRW Ø 60 - Halter
			←	 ; 04/09→; für Fahrzeuge ohne Sportpaket / für Fahrzeuge ohne AMG-Sportpaket		24.3606-1709.7	221045	TRW Ø 60 - Halter
			←	 ; 04/09→; für Fahrzeuge ohne Sportpaket / für Fahrzeuge ohne AMG-Sportpaket		24.3606-1710.7	221046	TRW Ø 60 - Halter
			→	 ; 04/09→; GG		11.9381-9954.2	220926	ATE Ø 38 - Halter
			→	 ; 04/09→; ALU		11.9386-9991.2	220949	ATE Ø 38 - Halter
			→	 ; 04/09→; ALU		11.9386-9992.2	220950	ATE Ø 38 - Halter
C 300 CDI 4-matic (204.092)	170	01/11→01/14	←	 ; für Fahrzeuge mit Sportpaket / für Fahrzeuge mit AMG-Sportpaket		24.3601-1721.5	240629	TRW Ø 60 - Halter
C 320 CDI 4-matic (204.089)	165	07/07→01/14	←	 ; für Fahrzeuge mit Sportpaket / für Fahrzeuge mit AMG-Sportpaket		24.3601-1722.5	240630	TRW Ø 60 - Halter
C 350 4-matic (204.087) C 350 CDI 4-matic (204.089)	200 165	07/07→01/14 07/09→01/14	←	 ; für Fahrzeuge mit Sportpaket / für Fahrzeuge mit AMG-Sportpaket		24.3601-1723.5	240631	TRW Ø 60 - Halter
C 350 CDI 4-matic (204.092)	170	10/09→01/14	←	 ; für Fahrzeuge ohne Sportpaket / für Fahrzeuge ohne AMG-Sportpaket				
































































	kW			 	! #		
<b>MERCEDES-BENZ - C-KLASSE (W204) 01/07→01/14</b>							
<b> Bremssattel</b>							
C 300 CDI 4-matic (204.092)	170	01/11→01/14	←	☐; für Fahrzeuge ohne Sportpaket / für Fahrzeuge ohne AMG-Sportpaket		24.3601-1724.5 240632	TRW Ø 60 - Halter
C 320 CDI 4-matic (204.089)	165	07/07→01/14	→	☐; ALU		11.9406-9961.2 220951	ATE Ø 40 - Halter
C 350 4-matic (204.087)	200	07/07→01/14	→	☐; ALU		11.9406-9962.2 220952	ATE Ø 40 - Halter
C 350 CDI 4-matic (204.089)	165	07/09→01/14	→	☐; ALU		11.9406-9962.2 220952	ATE Ø 40 - Halter
C 350 CDI 4-matic (204.092)	170	10/09→01/14					
C 320 CDI (204.022)	165	01/07→01/14	←	☐; 03/07→; für Fahrzeuge mit Sportpaket / für Fahrzeuge mit AMG-Sportpaket		24.3606-1711.5 240780	TRW Ø 60 - Halter
C 350 (204.056)	200	01/07→01/14	←	☐; 03/07→; für Fahrzeuge mit Sportpaket / für Fahrzeuge mit AMG-Sportpaket		24.3606-1712.5 240781	TRW Ø 60 - Halter
			→	☐; 03/07→; ALU		11.9406-9961.2 220951	ATE Ø 40 - Halter
			→	☐; 03/07→; ALU		11.9406-9962.2 220952	ATE Ø 40 - Halter
C 350 CDI (204.022)	165	07/09→01/14	→	☐; ALU		11.9406-9961.2 220951	ATE Ø 40 - Halter
C 350 CDI (204.023)	195	06/11→01/14	→	☐; ALU		11.9406-9962.2 220952	ATE Ø 40 - Halter
C 350 CDI (204.025)	170	10/09→01/14	←	☐; für Fahrzeuge mit Sportpaket / für Fahrzeuge mit AMG-Sportpaket		24.3606-1711.5 240780	TRW Ø 60 - Halter
C 350 CGI (204.065)	215	09/08→01/14	←	☐; für Fahrzeuge mit Sportpaket / für Fahrzeuge mit AMG-Sportpaket		24.3606-1712.5 240781	TRW Ø 60 - Halter
			→	☐; ALU		11.9406-9961.2 220951	ATE Ø 40 - Halter
			→	☐; ALU		11.9406-9962.2 220952	ATE Ø 40 - Halter
<b>Feder, Bremssattel</b>							
C 180 CDI (204.000)	88	01/11→01/14		für Fahrzeuge mit Sportpaket / für Fahrzeuge mit AMG-Sportpaket	2	11.8116-0340.1 390595	ATE
C 200 CDI (204.001)	100	01/11→01/14		für Fahrzeuge ohne Sportpaket / für Fahrzeuge ohne AMG-Sportpaket	2	11.8116-0340.1 390595	ATE
C 250 CDI 4-matic (204.082)	150	01/11→01/14					
C 180 CGI (204.031)	115	01/08→01/14		04/09→	2	11.8116-0340.1 390595	ATE
C 180 CGI (204.049)	115	01/07→01/14					
C 200 CGI (204.048)	135	01/07→01/14					
C 300 4-matic (204.081)	170	07/07→01/14					
C 180 Kompressor (204.044, 204.045)	115	01/08→01/14			2	11.8116-0340.1 390595	ATE
C 200 (204.048)	137	05/11→01/14					
C 220 CDI (204.002)	120	10/08→01/14					
C 220 CDI (204.002)	125	12/08→01/14					
C 220 CDI 4-matic (204.084)	125	02/13→01/14					
C 230 4-matic (204.085)	150	07/07→01/14					
C 250 CDI (204.003)	150	08/08→01/14					
C 250 CGI (204.047)	150	07/09→01/14					
C 280 4-matic (204.081)	170	07/07→01/14					
C 300 (204.054)	170	07/09→01/14					
C 300 (204.055)	185	02/11→01/14					
C 300 4-matic (204.080)	185	02/11→01/14					
C 300 CDI 4-matic (204.092)	170	01/11→01/14					
C 320 CDI 4-matic (204.089)	165	07/07→01/14					
C 350 (204.057)	225	01/11→01/14					
C 350 4-matic (204.087)	200	07/07→01/14					
C 350 4-matic (204.088)	225	01/11→01/14					
C 350 CDI (204.022)	165	07/09→01/14					
C 350 CDI (204.023)	195	06/11→01/14					
C 350 CDI (204.025)	170	10/09→01/14					
C 350 CDI 4-matic (204.089)	165	07/09→01/14					
C 350 CDI 4-matic (204.092)	170	10/09→01/14					
C 350 CGI (204.065)	215	09/08→01/14					
C 180 Kompressor (204.046)	115	01/07→01/14		03/07→	2	11.8116-0340.1 390595	ATE
C 200 CDI (204.007, 204.006)	100	01/07→12/10					
C 200 Kompressor (204.041)	135	01/07→01/14					
C 220 CDI (204.008)	120	01/07→11/08					
C 220 CDI (204.008)	125	01/07→11/08					
C 230 (204.052)	150	01/07→01/14					
C 280 (204.054)	170	01/07→01/14					
C 320 CDI (204.022)	165	01/07→01/14					
C 350 (204.056)	200	01/07→01/14					
↓							


































	kW			 	! #		
<b>MERCEDES-BENZ - C-KLASSE (W204) 01/07→01/14</b>							
<b>Führungshülzensatz, Bremssattel</b>							
C 180 CDI (204.000)	88	01/11→01/14	➔	für Fahrzeuge mit Sportpaket / für Fahrzeuge mit AMG-Sportpaket		11.0101-5407.2 260011	ATE
C 200 CDI (204.001)	100	01/11→01/14					
C 250 CDI 4-matic (204.082)	150	01/11→01/14	➔	für Fahrzeuge ohne Sportpaket / für Fahrzeuge ohne AMG-Sportpaket		11.0101-5407.2 260011	ATE
C 180 CGI (204.031)	115	01/08→01/14	➔	04/09→		11.0101-5407.2 260011	ATE
C 180 CGI (204.049)	115	01/07→01/14					
C 200 CGI (204.048)	135	01/07→01/14					
C 300 4-matic (204.081)	170	07/07→01/14					
C 180 Kompressor (204.044, 204.045)	115	01/08→01/14	➔			11.0101-5407.2 260011	ATE
C 200 (204.048)	137	05/11→01/14					
C 220 CDI (204.002)	120	10/08→01/14					
C 220 CDI (204.002)	125	12/08→01/14					
C 220 CDI 4-matic (204.084)	125	02/13→01/14					
C 230 4-matic (204.085)	150	07/07→01/14					
C 250 CDI (204.003)	150	08/08→01/14					
C 250 CGI (204.047)	150	07/09→01/14					
C 280 4-matic (204.081)	170	07/07→01/14					
C 300 (204.054)	170	07/09→01/14					
C 300 (204.055)	185	02/11→01/14					
C 300 4-matic (204.080)	185	02/11→01/14					
C 300 CDI 4-matic (204.092)	170	01/11→01/14					
C 320 CDI 4-matic (204.089)	165	07/07→01/14					
C 350 (204.057)	225	01/11→01/14					
C 350 4-matic (204.087)	200	07/07→01/14					
C 350 4-matic (204.088)	225	01/11→01/14					
C 350 CDI (204.022)	165	07/09→01/14					
C 350 CDI (204.023)	195	06/11→01/14					
C 350 CDI (204.025)	170	10/09→01/14					
C 350 CDI 4-matic (204.089)	165	07/09→01/14					
C 350 CDI 4-matic (204.092)	170	10/09→01/14					
C 350 CGI (204.065)	215	09/08→01/14					
C 180 Kompressor (204.046)	115	01/07→01/14	➔	03/07→		11.0101-5407.2 260011	ATE
C 200 CDI (204.007, 204.006)	100	01/07→12/10					
C 200 Kompressor (204.041)	135	01/07→01/14					
C 220 CDI (204.008)	120	01/07→11/08					
C 220 CDI (204.008)	125	01/07→11/08					
C 230 (204.052)	150	01/07→01/14					
C 280 (204.054)	170	01/07→01/14					
C 320 CDI (204.022)	165	01/07→01/14					
C 350 (204.056)	200	01/07→01/14					
<b>Führungsbolzen, Bremssattel</b>							
C 180 CDI (204.000)	88	01/11→01/14		für Fahrzeuge mit Sportpaket / für Fahrzeuge mit AMG-Sportpaket		11.8171-0008.1 990049	ATE
C 200 CDI (204.001)	100	01/11→01/14					
C 250 CDI 4-matic (204.082)	150	01/11→01/14		für Fahrzeuge ohne Sportpaket / für Fahrzeuge ohne AMG-Sportpaket		11.8171-0008.1 990049	ATE
C 180 CGI (204.031)	115	01/08→01/14		04/09→		11.8171-0008.1 990049	ATE
C 180 CGI (204.049)	115	01/07→01/14					
C 200 CGI (204.048)	135	01/07→01/14					
C 300 4-matic (204.081)	170	07/07→01/14					
C 180 Kompressor (204.044, 204.045)	115	01/08→01/14				11.8171-0008.1 990049	ATE
C 200 (204.048)	137	05/11→01/14					
C 220 CDI (204.002)	120	10/08→01/14					
C 220 CDI (204.002)	125	12/08→01/14					
C 220 CDI 4-matic (204.084)	125	02/13→01/14					
C 230 4-matic (204.085)	150	07/07→01/14					
C 250 CDI (204.003)	150	08/08→01/14					
C 250 CGI (204.047)	150	07/09→01/14					
C 280 4-matic (204.081)	170	07/07→01/14					
C 300 (204.054)	170	07/09→01/14					
C 300 (204.055)	185	02/11→01/14					
C 300 4-matic (204.080)	185	02/11→01/14					
C 300 CDI 4-matic (204.092)	170	01/11→01/14					
C 320 CDI 4-matic (204.089)	165	07/07→01/14					
C 350 (204.057)	225	01/11→01/14					
C 350 4-matic (204.087)	200	07/07→01/14					
C 350 4-matic (204.088)	225	01/11→01/14					
C 350 CDI (204.022)	165	07/09→01/14					
C 350 CDI (204.023)	195	06/11→01/14					
↓							

	kW			 	! #		
<b>MERCEDES-BENZ - C-KLASSE (W204) 01/07→01/14</b>							
<b>Führungsbolzen, Bremsattel</b>							
C 350 CDI (204.025)	170	10/09→01/14				11.8171-0008.1 990049	ATE
C 350 CDI 4-matic (204.089)	165	07/09→01/14					
C 350 CDI 4-matic (204.092)	170	10/09→01/14					
C 350 CGI (204.065)	215	09/08→01/14					
C 180 Kompressor (204.046)	115	01/07→01/14		03/07→		11.8171-0008.1 990049	ATE
C 200 CDI (204.007, 204.006)	100	01/07→12/10					
C 200 Kompressor (204.041)	135	01/07→01/14					
C 220 CDI (204.008)	120	01/07→11/08					
C 220 CDI (204.008)	125	01/07→11/08					
C 230 (204.052)	150	01/07→01/14					
C 280 (204.054)	170	01/07→01/14					
C 320 CDI (204.022)	165	01/07→01/14					
C 350 (204.056)	200	01/07→01/14					
<b>Bremsschlauch</b>							
C 180 CDI (204.000)	88	01/11→01/14	←		2	83.7705-0386.3 330828	L= 385
C 180 Kompressor (204.044, 204.045)	115	01/08→01/14	→		2	24.5172-0305.3 331312	L= 305
C 200 (204.048)	137	05/11→01/14					
C 200 CDI (204.001)	100	01/11→01/14					
C 220 CDI (204.002)	120	10/08→01/14					
C 220 CDI (204.002)	125	12/08→01/14					
C 250 CGI (204.047)	150	07/09→01/14					
C 300 (204.054)	170	07/09→01/14					
C 300 (204.055)	185	02/11→01/14					
C 350 (204.057)	225	01/11→01/14					
C 350 CDI (204.022)	165	07/09→01/14					
C 350 CDI (204.023)	195	06/11→01/14					
C 350 CDI (204.025)	170	10/09→01/14					
C 350 CGI (204.065)	215	09/08→01/14					
C 180 CGI (204.031)	115	01/08→01/14	←	04/09→	2	83.7705-0386.3 330828	L= 385
C 180 CGI (204.049)	115	01/07→01/14	→	04/09→	2	24.5172-0305.3 331312	L= 305
C 200 CGI (204.048)	135	01/07→01/14					
C 180 Kompressor (204.046)	115	01/07→01/14	←	03/07→	2	83.7705-0386.3 330828	L= 385
C 200 CDI (204.007, 204.006)	100	01/07→12/10	→	03/07→	2	24.5172-0305.3 331312	L= 305
C 200 Kompressor (204.041)	135	01/07→01/14					
C 220 CDI (204.008)	120	01/07→11/08					
C 220 CDI (204.008)	125	01/07→11/08					
C 230 (204.052)	150	01/07→01/14					
C 280 (204.054)	170	01/07→01/14					
C 320 CDI (204.022)	165	01/07→01/14					
C 350 (204.056)	200	01/07→01/14					
C 220 CDI 4-matic (204.084)	125	02/13→01/14	→		2	24.5172-0305.3 331312	L= 305
C 230 4-matic (204.085)	150	07/07→01/14					
C 250 CDI 4-matic (204.082)	150	01/11→01/14					
C 280 4-matic (204.081)	170	07/07→01/14					
C 300 4-matic (204.080)	185	02/11→01/14					
C 300 CDI 4-matic (204.092)	170	01/11→01/14					
C 320 CDI 4-matic (204.089)	165	07/07→01/14					
C 350 4-matic (204.087)	200	07/07→01/14					
C 350 4-matic (204.088)	225	01/11→01/14					
C 350 CDI 4-matic (204.089)	165	07/09→01/14					
C 350 CDI 4-matic (204.092)	170	10/09→01/14					
C 63 AMG (204.077)	336	02/08→01/14					
C 63 AMG (204.077)	358	02/08→01/14					
C 63 AMG (204.077)	373	02/08→01/14					
C 63 AMG DR 520	383	07/10→01/14					
C 250 CDI (204.003)	150	08/08→01/14	←	10/08→	2	83.7705-0386.3 330828	L= 385
			→	10/08→	2	24.5172-0305.3 331312	L= 305
C 300 4-matic (204.081)	170	07/07→01/14	→	04/09→	2	24.5172-0305.3 331312	L= 305
<b>MERCEDES-BENZ - C-KLASSE (W205) 07/13→</b>							
<b>Führungshülzensatz, Bremsattel</b>							
AMG C 43 4-matic (205.064) ↓	270	04/16→	→			11.0101-5407.2 260011	ATE










	kW			 	! #		
<b>MERCEDES-BENZ - C-KLASSE (W205) 07/13→</b>							
<b>Führungshülensatz, Bremsattel</b>							
AMG C 43 4-matic (205.064)	287	04/18→	➔			11.0101-5407.2 260011	ATE
C 180 d (205.000)	90	05/18→					
C 200 d (205.001)	118	05/18→					
C 200 d (205.011)	110	05/18→					
C 200 EQ Boost (205.077)	135	04/18→					
C 200 EQ Boost 4-matic (205.078)	135	04/18→					
C 220 d (205.014)	143	04/18→					
C 220 d 4-matic (205.015)	143	05/18→					
C 300 (205.083)	190	05/18→					
C 300 d (205.018)	180	06/18→					
C 300 d 4-matic (205.019)	180	06/18→					
C 450 AMG 4-matic (205.064)	270	04/15→04/16					
<b>Führungsbolzen, Bremsattel</b>							
AMG C 43 4-matic (205.064)	270	04/16→	➔			11.8171-0008.1 990049	ATE
AMG C 43 4-matic (205.064)	287	04/18→					
C 180 d (205.000)	90	05/18→					
C 200 d (205.001)	118	05/18→					
C 200 d (205.011)	110	05/18→					
C 200 EQ Boost (205.077)	135	04/18→					
C 200 EQ Boost 4-matic (205.078)	135	04/18→					
C 220 d (205.014)	143	04/18→					
C 220 d 4-matic (205.015)	143	05/18→					
C 300 (205.083)	190	05/18→					
C 300 d (205.018)	180	06/18→					
C 300 d 4-matic (205.019)	180	06/18→					
C 450 AMG 4-matic (205.064)	270	04/15→04/16					
<b>MERCEDES-BENZ - C-KLASSE Cabriolet (A205) 06/16→</b>							
<b>Führungshülensatz, Bremsattel</b>							
AMG C 43 4-matic (205.464)	270	10/16→	➔			11.0101-5407.2 260011	ATE
AMG C 43 4-matic (205.464)	287	04/18→					
C 200 d (205.401)	118	07/18→					
C 200 EQ Boost (205.477)	135	05/18→					
C 200 EQ Boost 4-matic (205.478)	135	05/18→					
C 220 d (205.414)	143	04/18→					
C 220 d 4-matic (205.415)	143	06/18→					
C 300 (205.483)	190	05/18→					
C 300 d (205.418)	180	07/18→					
AMG C 63 (205.486)	350	10/16→	➔	für Fahrzeuge ohne Keramikbremse;		11.0101-5407.2 260011	ATE
AMG C 63 S (205.487)	375	10/16→		nicht für Bremssattelfarbe: silber / rot			
<b>Führungsbolzen, Bremsattel</b>							
AMG C 43 4-matic (205.464)	270	10/16→	➔			11.8171-0008.1 990049	ATE
AMG C 43 4-matic (205.464)	287	04/18→					
C 200 d (205.401)	118	07/18→					
C 200 EQ Boost (205.477)	135	05/18→					
C 200 EQ Boost 4-matic (205.478)	135	05/18→					
C 220 d (205.414)	143	04/18→					
C 220 d 4-matic (205.415)	143	06/18→					
C 300 (205.483)	190	05/18→					
C 300 d (205.418)	180	07/18→					
AMG C 63 (205.486)	350	10/16→	➔	für Fahrzeuge ohne Keramikbremse;		11.8171-0008.1 990049	ATE
AMG C 63 S (205.487)	375	10/16→		Bremssattelfarbe: rot / silber			








	kw			 	! #		
<b>MERCEDES-BENZ - C-KLASSE Coupe (C204) 01/11→</b>							
 <b>Bremssattel</b>							
C 180 (204.331) C 180 (204.349)	115 115	01/13→ 06/11→	←   ; für Fahrzeuge mit Sportpaket / für Fahr- zeuge mit AMG-Sportpaket	24.3606-1703.5	240587	TRW Ø 60 - Halter	
			←   ; für Fahrzeuge mit Sportpaket / für Fahr- zeuge mit AMG-Sportpaket	24.3606-1704.5	240588	TRW Ø 60 - Halter	
			←   ; für Fahrzeuge ohne Sportpaket / für Fahrzeuge ohne AMG-Sportpaket	24.3606-1705.7	220993	TRW Ø 60 - Halter	
			←   ; für Fahrzeuge ohne Sportpaket / für Fahrzeuge ohne AMG-Sportpaket	24.3606-1706.7	220994	TRW Ø 60 - Halter	
			→   ; für Fahrzeuge mit Sportpaket / für Fahr- zeuge mit AMG-Sportpaket	11.9386-9991.2	220949	ATE Ø 38 - Halter	
			→   ; für Fahrzeuge ohne Sportpaket / für Fahrzeuge ohne AMG-Sportpaket	11.9386-9991.2	220949	ATE Ø 38 - Halter	
			→   ; für Fahrzeuge mit Sportpaket / für Fahr- zeuge mit AMG-Sportpaket	11.9386-9992.2	220950	ATE Ø 38 - Halter	
			→   ; für Fahrzeuge ohne Sportpaket / für Fahrzeuge ohne AMG-Sportpaket	11.9386-9992.2	220950	ATE Ø 38 - Halter	
C 200 CGI (204.348) C 250 (204.347)	135 150	06/11→ 06/11→	←   ; für Fahrzeuge mit Sportpaket / für Fahr- zeuge mit AMG-Sportpaket; nicht für Ausstattungsvariante: Sport Edition [P84]	24.3606-1703.5	240587	TRW Ø 60 - Halter	
			←   ; für Fahrzeuge mit Sportpaket / für Fahr- zeuge mit AMG-Sportpaket; nicht für Ausstattungsvariante: Sport Edition [P84]	24.3606-1704.5	240588	TRW Ø 60 - Halter	
			←   ; für Fahrzeuge ohne Sportpaket / für Fahrzeuge ohne AMG-Sportpaket; nicht für Ausstattungsvariante: Sport Edition [P84]	24.3606-1707.7	221011	TRW Ø 60 - Halter	
			←   ; für Fahrzeuge ohne Sportpaket / für Fahrzeuge ohne AMG-Sportpaket; nicht für Ausstattungsvariante: Sport Edition [P84]	24.3606-1708.7	221012	TRW Ø 60 - Halter	
			→  	11.9386-9991.2	220949	ATE Ø 38 - Halter	
			→  	11.9386-9992.2	220950	ATE Ø 38 - Halter	
C 220 CDI (204.302) C 220 CDI (204.302)	120 125	06/11→ 06/11→	←   ; für Fahrzeuge mit Sportpaket / für Fahr- zeuge mit AMG-Sportpaket	24.3606-1703.5	240587	TRW Ø 60 - Halter	
			←   ; für Fahrzeuge mit Sportpaket / für Fahr- zeuge mit AMG-Sportpaket	24.3606-1704.5	240588	TRW Ø 60 - Halter	
			←   ; für Fahrzeuge ohne Sportpaket / für Fahrzeuge ohne AMG-Sportpaket	24.3606-1707.7	221011	TRW Ø 60 - Halter	
			←   ; für Fahrzeuge ohne Sportpaket / für Fahrzeuge ohne AMG-Sportpaket	24.3606-1708.7	221012	TRW Ø 60 - Halter	
			→  	11.9386-9991.2	220949	ATE Ø 38 - Halter	
			→  	11.9386-9992.2	220950	ATE Ø 38 - Halter	
C 250 CDI (204.303)	150	06/11→	←   ; für Fahrzeuge mit Sportpaket / für Fahr- zeuge mit AMG-Sportpaket; nicht für Ausstattungsvariante: Sport Edition [P84]	24.3606-1703.5	240587	TRW Ø 60 - Halter	
			←   ; für Fahrzeuge mit Sportpaket / für Fahr- zeuge mit AMG-Sportpaket; nicht für Ausstattungsvariante: Sport Edition [P84]	24.3606-1704.5	240588	TRW Ø 60 - Halter	
			←   ; für Fahrzeuge ohne Sportpaket / für Fahrzeuge ohne AMG-Sportpaket; nicht für Ausstattungsvariante: Sport Edition [P84]	24.3606-1707.7	221011	TRW Ø 60 - Halter	
↓							








	kw			 	! #						
<b>MERCEDES-BENZ - C-KLASSE Coupe (C204) 01/11→</b>											
<b> Bremssattel</b>											
C 250 CDI (204.303)	150	06/11→	←	 ; für Fahrzeuge ohne Sportpaket / für Fahrzeuge ohne AMG-Sportpaket; nicht für Ausstattungsvariante: Sport Edition [P84]	2	24.3606-1708.7	221012	TRW Ø 60 - Halter			
			→						11.9406-9961.2	220951	ATE Ø 40 - Halter
			→						11.9406-9962.2	220952	ATE Ø 40 - Halter
C 350 (204.357)	225	06/11→	←	 ; für Fahrzeuge mit Sportpaket / für Fahrzeuge mit AMG-Sportpaket	2	24.3606-1711.5	240780	TRW Ø 60 - Halter			
			←	 ; für Fahrzeuge mit Sportpaket / für Fahrzeuge mit AMG-Sportpaket					24.3606-1712.5	240781	TRW Ø 60 - Halter
			→						11.9406-9961.2	220951	ATE Ø 40 - Halter
			→						11.9406-9962.2	220952	ATE Ø 40 - Halter
C 350 4-matic	225	09/13→	←	 ; für Fahrzeuge mit Sportpaket / für Fahrzeuge mit AMG-Sportpaket	2	24.3601-1721.5	240629	TRW Ø 60 - Halter			
			←	 ; für Fahrzeuge mit Sportpaket / für Fahrzeuge mit AMG-Sportpaket					24.3601-1722.5	240630	TRW Ø 60 - Halter
			←	 ; für Fahrzeuge ohne AMG-Sportpaket / für Fahrzeuge ohne Sportpaket					24.3601-1723.5	240631	TRW Ø 60 - Halter
			←	 ; für Fahrzeuge ohne Sportpaket / für Fahrzeuge ohne AMG-Sportpaket					24.3601-1724.5	240632	TRW Ø 60 - Halter
			→						11.9406-9961.2	220951	ATE Ø 40 - Halter
			→						11.9406-9962.2	220952	ATE Ø 40 - Halter
<b>Feder, Bremssattel</b>											
C 180 (204.331)	115	01/13→		für Fahrzeuge mit Sportpaket / für Fahrzeuge mit AMG-Sportpaket	2	11.8116-0340.1	390595	ATE			
C 180 (204.349)	115	06/11→		für Fahrzeuge ohne Sportpaket / für Fahrzeuge ohne AMG-Sportpaket	2	11.8116-0340.1	390595	ATE			
C 200 CGI (204.348)	135	06/11→			2	11.8116-0340.1	390595	ATE			
C 220 CDI (204.302)	120	06/11→									
C 220 CDI (204.302)	125	06/11→									
C 250 (204.347)	150	06/11→									
C 250 CDI (204.303)	150	06/11→									
C 350 (204.357)	225	06/11→									
C 350 4-matic	225	09/13→									
<b>Führungshülzensatz, Bremssattel</b>											
C 180 (204.331)	115	01/13→	→	für Fahrzeuge mit Sportpaket / für Fahrzeuge mit AMG-Sportpaket		11.0101-5407.2	260011	ATE			
C 180 (204.349)	115	06/11→	→	für Fahrzeuge ohne Sportpaket / für Fahrzeuge ohne AMG-Sportpaket		11.0101-5407.2	260011	ATE			
C 200 CGI (204.348)	135	06/11→	→			11.0101-5407.2	260011	ATE			
C 220 CDI (204.302)	120	06/11→									
C 220 CDI (204.302)	125	06/11→									
C 250 (204.347)	150	06/11→									
C 250 CDI (204.303)	150	06/11→									
C 350 (204.357)	225	06/11→									
C 350 4-matic	225	09/13→									
<b>Führungsbolzen, Bremssattel</b>											
C 180 (204.331)	115	01/13→		für Fahrzeuge mit Sportpaket / für Fahrzeuge mit AMG-Sportpaket		11.8171-0008.1	990049	ATE			
C 180 (204.349)	115	06/11→		für Fahrzeuge ohne Sportpaket / für Fahrzeuge ohne AMG-Sportpaket		11.8171-0008.1	990049	ATE			
C 200 CGI (204.348)	135	06/11→				11.8171-0008.1	990049	ATE			
C 220 CDI (204.302)	120	06/11→									
C 220 CDI (204.302)	125	06/11→									
C 250 (204.347)	150	06/11→									
C 250 CDI (204.303)	150	06/11→									
C 350 (204.357)	225	06/11→									
C 350 4-matic	225	09/13→									
<b> Bremsschlauch</b>											
C 180 (204.331)	115	01/13→	←		2	83.7705-0386.3	330828	L= 385			
C 180 (204.349)	115	06/11→	→		2	24.5172-0305.3	331312	L= 305			
C 200 CGI (204.348)	135	06/11→									
C 220 CDI (204.302)	120	06/11→									
C 220 CDI (204.302)	125	06/11→									
↓											









	kW					! #			
<b>MERCEDES-BENZ - C-KLASSE Coupe (C204) 01/11→</b>									
 <b>Bremsschlauch</b>									
C 250 (204.347)	150	06/11→	←			2	83.7705-0386.3	330828	L= 385
C 250 CDI (204.303)	150	06/11→							
C 350 (204.357)	225	06/11→	→			2	24.5172-0305.3	331312	L= 305
C 350 4-matic	225	09/13→	→						
C 63 AMG (204.377)	336	06/11→							
C 63 AMG (204.377)	358	01/12→							
C 63 AMG (204.377)	373	11/12→							
<b>MERCEDES-BENZ - C-KLASSE Coupe (C205) 10/15→</b>									
<b>Führungshülzensatz, Bremssattel</b>									
AMG C 43 4-matic (205.364)	287	04/18→	→				11.0101-5407.2	260011	ATE
C 200 d (205.301)	118	07/18→							
C 200 EQ Boost (205.377)	135	05/18→							
C 200 EQ Boost 4-matic (205.378)	135	05/18→							
C 220 d (205.314)	143	04/18→							
C 220 d 4-matic (205.315)	143	06/18→							
C 300 (205.383)	190	05/18→							
C 300 d (205.318)	180	07/18→							
C 300 d 4-matic (205.319)	180	07/18→							
<b>Führungsbolzen, Bremssattel</b>									
AMG C 43 4-matic (205.364)	287	04/18→	→				11.8171-0008.1	990049	ATE
C 200 d (205.301)	118	07/18→							
C 200 EQ Boost (205.377)	135	05/18→							
C 200 EQ Boost 4-matic (205.378)	135	05/18→							
C 220 d (205.314)	143	04/18→							
C 220 d 4-matic (205.315)	143	06/18→							
C 300 (205.383)	190	05/18→							
C 300 d (205.318)	180	07/18→							
C 300 d 4-matic (205.319)	180	07/18→							
<b>MERCEDES-BENZ - C-KLASSE Sportcoupe (CL203) 03/01→06/11</b>									
 <b>Bremssattel</b>									
C 160 Kompressor (203.730)	90	05/02→05/08	←	☐; 04/05→			24.3571-1739.5	240944	TRW Ø 57 - Halter
			←	☐; 04/05→			24.3571-1740.5	240945	TRW Ø 57 - Halter
			→	☐; 04/05→			13.9361-0023.2	210241	ATE Ø 36
			→	☐; 04/05→			13.9361-0024.2	210242	ATE Ø 36
C 180 (203.735)	95	03/01→05/02	←	☐			24.3571-1739.5	240944	TRW Ø 57 - Halter
			←	☐			24.3571-1740.5	240945	TRW Ø 57 - Halter
C 200 Kompressor (203.742)	120	05/02→05/08	→	☐			13.9361-0023.2	210241	ATE Ø 36
			→	☐			13.9361-0024.2	210242	ATE Ø 36
C 220	120	05/02→05/08							
C 220 CDI	100	03/01→01/04							
C 220 CDI (203.706)	105	03/01→01/04							
C 220 CDI (203.708)	110	02/04→05/08							
C 200 CDI (203.707)	90	03/03→05/08	←	☐; 07/03→			24.3571-1739.5	240944	TRW Ø 57 - Halter
			←	☐; 07/03→			24.3571-1740.5	240945	TRW Ø 57 - Halter
			→	☐; 07/03→			13.9361-0023.2	210241	ATE Ø 36
			→	☐; 07/03→			13.9361-0024.2	210242	ATE Ø 36
C 230 (203.752)	150	01/05→05/08	←	☐; 06/05→			24.3571-1721.5	240910	TRW Ø 57 - Halter
			←	☐; 06/05→			24.3571-1722.7	220556	TRW Ø 57 - Halter
			→	☐; 06/05→			13.9361-0035.2	210253	ATE Ø 36
			→	☐; 06/05→			13.9361-0036.2	210254	ATE Ø 36
C 230 Kompressor (203.740)	141	05/02→05/08	←	☐			24.3571-1721.5	240910	TRW Ø 57 - Halter
			←	☐			24.3571-1722.7	220556	TRW Ø 57 - Halter
C 230 Kompressor (203.747)	145	03/01→05/02	←	☐; + USA / + J / + AUS			24.3571-1739.5	240944	TRW Ø 57 - Halter
			←	☐; + USA / + J / + AUS			24.3571-1740.5	240945	TRW Ø 57 - Halter
			→	☐; + (AUS) (J) (USA)			13.9361-0023.2	210241	ATE Ø 36
↓									











	kW			 	! #		
<b>MERCEDES-BENZ - C-KLASSE Sportcoupe (CL203) 03/01→06/11</b>							
<b> Bremssattel</b>							
C 230 Kompressor (203.740)	141	05/02→05/08	➔	☐; + (AUS) (J) (USA)		13.9361-0024.2 210242	ATE Ø 36
C 230 Kompressor (203.747)	145	03/01→05/02	➔	☐		13.9361-0035.2 210253	ATE Ø 36
			➔	☐		13.9361-0036.2 210254	ATE Ø 36
C 30 CDI AMG (203.718)	170	09/02→05/08	➔	☐; → A 556572		13.9361-0035.2 210253	ATE Ø 36
			➔	☐; → A 556572		13.9361-0036.2 210254	ATE Ø 36
C 320 (203.764)	160	09/02→05/08	➔	☐		24.3571-1721.5 240910	TRW Ø 57 - Halter
			➔	☐		24.3571-1722.7 220556	TRW Ø 57 - Halter
			➔	☐		13.9361-0035.2 210253	ATE Ø 36
			➔	☐		13.9361-0036.2 210254	ATE Ø 36
C 350 (203.756)	200	01/05→05/08	➔	☐; 06/05→		13.9361-0035.2 210253	ATE Ø 36
			➔	☐; 06/05→		13.9361-0036.2 210254	ATE Ø 36
<b>Dichtungssatz, Bremssattel</b>							
C 160 Kompressor (203.730)	90	05/02→05/08	➔	04/05→		13.0441-3609.2 250057	ATE
C 180 (203.735)	95	03/01→05/02	➔			13.0441-3609.2 250057	ATE
C 180 Kompressor (203.746)	105	05/02→05/08					
C 200 Kompressor (203.742)	120	05/02→05/08					
C 200 Kompressor (203.745)	120	03/01→05/02					
C 220	120	05/02→05/08					
C 220 CDI	100	03/01→01/04					
C 220 CDI (203.706)	105	03/01→01/04					
C 220 CDI (203.708)	110	02/04→05/08					
C 230 Kompressor (203.740)	141	05/02→05/08					
C 230 Kompressor (203.747)	145	03/01→05/02					
C 320 (203.764)	160	09/02→05/08					
C 200 CDI (203.707)	90	03/03→05/08	➔	07/03→		13.0441-3609.2 250057	ATE
C 200 CGI Kompressor (203.743)	125	03/03→05/08					
C 230 (203.752)	150	01/05→05/08	➔	06/05→		13.0441-3609.2 250057	ATE
C 350 (203.756)	200	01/05→05/08					
C 30 CDI AMG (203.718)	170	09/02→05/08	➔	→ A 556572		13.0441-3609.2 250057	ATE
			➔	A 556573→		13.0441-4216.2 250093	ATE
<b>Zubehörsatz, Bremssattel</b>							
C 160 Kompressor (203.730)	90	05/02→05/08		04/05→		24.0101-3803.2 260101	TRW
C 180 (203.735)	95	03/01→05/02				24.0101-3803.2 260101	TRW
C 180 Kompressor (203.746)	105	05/02→05/08					
C 200 Kompressor (203.742)	120	05/02→05/08					
C 200 Kompressor (203.745)	120	03/01→05/02					
C 220	120	05/02→05/08					
C 220 CDI	100	03/01→01/04					
C 220 CDI (203.706)	105	03/01→01/04					
C 220 CDI (203.708)	110	02/04→05/08					
C 320 (203.764)	160	09/02→05/08					
C 200 CDI (203.707)	90	03/03→05/08		07/03→		24.0101-3803.2 260101	TRW
C 200 CGI Kompressor (203.743)	125	03/03→05/08					
C 230 (203.752)	150	01/05→05/08		06/05→		24.0101-3803.2 260101	TRW
C 230 Kompressor (203.740)	141	05/02→05/08	➔			24.0101-3803.2 260101	TRW
C 230 Kompressor (203.747)	145	03/01→05/02					
<b> Bremsschlauch</b>							
C 160 Kompressor (203.730)	90	05/02→05/08	➔	04/05→	2	83.7705-0386.3 330828	L= 385
			➔	04/05→	2	24.5123-0281.3 330877	L= 280
C 180 (203.735)	95	03/01→05/02	➔		2	83.7705-0386.3 330828	L= 385
C 180 Kompressor (203.746)	105	05/02→05/08	➔		2	24.5123-0281.3 330877	L= 280
C 200 Kompressor (203.742)	120	05/02→05/08					
↓							








	kw			 	! #		
<b>MERCEDES-BENZ - C-KLASSE Sportcoupe (CL203) 03/01→06/11</b>							
<b>Bremsschlauch</b>							
C 200 Kompressor (203.745)	120	03/01→05/02	←		2	83.7705-0386.3 330828	L= 385
C 220	120	05/02→05/08	→		2	24.5123-0281.3 330877	L= 280
C 220 CDI	100	03/01→01/04					
C 220 CDI (203.706)	105	03/01→01/04					
C 220 CDI (203.708)	110	02/04→05/08					
C 230 Kompressor (203.740)	141	05/02→05/08					
C 230 Kompressor (203.747)	145	03/01→05/02					
C 30 CDI AMG (203.718)	170	09/02→05/08					
C 320 (203.764)	160	09/02→05/08					
C 200 CDI (203.707)	90	03/03→05/08	←	07/03→	2	83.7705-0386.3 330828	L= 385
C 200 CGI Kompressor (203.743)	125	03/03→05/08	→	07/03→	2	24.5123-0281.3 330877	L= 280
C 230 (203.752)	150	01/05→05/08	←	06/05→	2	83.7705-0386.3 330828	L= 385
C 350 (203.756)	200	01/05→05/08	→	06/05→	2	24.5123-0281.3 330877	L= 280
<b>MERCEDES-BENZ - C-KLASSE T-Model (S202) 06/96→03/01</b>							
<b>Bremssattel</b>							
C 180 T (202.078)	90	06/96→09/00	←	☐		24.3541-1751.5 240956	TRW Ø 54 - Halter
C 180 T (202.081)	95	09/00→03/01	←	☐		24.3541-1752.5 240957	TRW Ø 54 - Halter
C 200 T CDI (202.194)	75	03/98→03/01	←	☐		24.3541-1752.5 240957	TRW Ø 54 - Halter
C 200 T D (202.180)	65	10/96→03/01	→	☐; F576241→		13.2361-8003.2 210220	ATE Ø 36
C 220 T CDI (202.193)	92	09/97→03/01	→	☐; F576241→		13.2361-8004.2 210221	ATE Ø 36
C 220 T D (202.182)	55	06/96→03/01	→	☐; F576241→		13.2361-8004.2 210221	ATE Ø 36
C 220 T D (202.182)	70	06/96→09/98	→	☐; → F576240		24.9238-8035.5 230025	ATE Ø 38
			→	☐; → F576240		24.9238-8036.5 230026	ATE Ø 38
C 200 T (202.080)	100	06/96→03/01	←	☐		11.3571-8512.2 220316	ATE Ø 57 - Halter
C 200 T Kompressor (202.082)	141	11/96→03/01	←	☐		24.3541-1752.5 240957	TRW Ø 54 - Halter
			←	☐		24.3571-8512.5 240492	ATE Ø 57 - Halter
			←	☐		24.3541-1751.5 240956	TRW Ø 54 - Halter
			←	☐		24.3571-8511.5 240491	ATE Ø 57 - Halter
			→	☐; F576241→		13.2361-8003.2 210220	ATE Ø 36
			→	☐; F576241→		13.2361-8004.2 210221	ATE Ø 36
			→	☐; → F576240		24.9238-8035.5 230025	ATE Ø 38
			→	☐; → F576240		24.9238-8036.5 230026	ATE Ø 38
C 200 T Kompressor (202.087)	120	09/00→03/01	←	☐		11.3571-8512.2 220316	ATE Ø 57 - Halter
C 250 T Turbo-D (202.188)	110	06/96→03/01	←	☐		24.3571-8512.5 240492	ATE Ø 57 - Halter
			→	☐; F576241→		13.2361-8003.2 210220	ATE Ø 36
			→	☐; F576241→		13.2361-8004.2 210221	ATE Ø 36
			→	☐; → F576240		24.9238-8035.5 230025	ATE Ø 38
			→	☐; → F576240		24.9238-8036.5 230026	ATE Ø 38
C 230 T (202.083)	110	06/96→06/98	←	☐; → 06/97		24.3541-1751.5 240956	TRW Ø 54 - Halter
			←	☐; → 06/97		24.3541-1752.5 240957	TRW Ø 54 - Halter
			→	☐; F576241→; → 06/97		13.2361-8003.2 210220	ATE Ø 36
			→	☐; F576241→; → 06/97		13.2361-8004.2 210221	ATE Ø 36
			→	☐; → F576240		24.9238-8035.5 230025	ATE Ø 38
			→	☐; → F576240		24.9238-8036.5 230026	ATE Ø 38
C 230 T Kompressor (202.085)	142	06/97→09/00	←	☐		11.3571-8512.2 220316	ATE Ø 57 - Halter
C 240 T (202.086)	125	06/97→09/00	←	☐		24.3571-8512.5 240492	ATE Ø 57 - Halter
C 240 T (202.088)	125	09/00→03/01	←	☐		24.3571-8511.5 240491	ATE Ø 57 - Halter
C 280 T (202.089)	145	06/97→03/01	→	☐		13.2361-8003.2 210220	ATE Ø 36
			→	☐		13.2361-8004.2 210221	ATE Ø 36
C 43 AMG (202.093)	225	08/97→03/01	→	☐; 09/97→		13.2421-8025.2 210061	ATE Ø 42
			→	☐; 09/97→		13.2421-8026.2 210062	ATE Ø 42
<b>Halter, Bremssattel</b>							
C 200 T (202.080)	100	06/96→03/01	←		2	11.8170-0401.1 260103	ATE
C 200 T Kompressor (202.082)	141	11/96→03/01	←				
↓							

	kW			 	! #		
<b>MERCEDES-BENZ - C-KLASSE T-Model (S202) 06/96→03/01</b>							
<b>Halter, Bremssattel</b>							
C 200 T Kompressor (202.087)	120	09/00→03/01	←		2	11.8170-0401.1 260103	ATE
C 230 T Kompressor (202.085)	142	06/97→09/00					
C 240 T (202.086)	125	06/97→09/00					
C 240 T (202.088)	125	09/00→03/01					
C 250 T Turbo-D (202.188)	110	06/96→03/01					
C 280 T (202.089)	145	06/97→03/01					
<b>Feder, Bremssattel</b>							
C 200 T (202.080)	100	06/96→03/01	←		2	11.8116-0253.1 390512	ATE
C 200 T Kompressor (202.082)	141	11/96→03/01					
C 200 T Kompressor (202.087)	120	09/00→03/01					
C 230 T Kompressor (202.085)	142	06/97→09/00					
C 240 T (202.086)	125	06/97→09/00					
C 240 T (202.088)	125	09/00→03/01					
C 250 T Turbo-D (202.188)	110	06/96→03/01					
C 280 T (202.089)	145	06/97→03/01					
C 43 AMG (202.093)	225	08/97→03/01		09/97→	2	11.8116-0133.1 390511	ATE
<b>Führungshülzensatz, Bremssattel</b>							
C 200 T (202.080)	100	06/96→03/01	←			11.0101-5407.2 260011	ATE
C 200 T Kompressor (202.082)	141	11/96→03/01					
C 200 T Kompressor (202.087)	120	09/00→03/01					
C 230 T Kompressor (202.085)	142	06/97→09/00					
C 240 T (202.086)	125	06/97→09/00					
C 240 T (202.088)	125	09/00→03/01					
C 250 T Turbo-D (202.188)	110	06/96→03/01					
C 280 T (202.089)	145	06/97→03/01					
<b>Führungsbolzen, Bremssattel</b>							
C 200 T (202.080)	100	06/96→03/01				11.8171-0008.1 990049	ATE
C 200 T Kompressor (202.082)	141	11/96→03/01					
C 200 T Kompressor (202.087)	120	09/00→03/01					
C 230 T Kompressor (202.085)	142	06/97→09/00					
C 240 T (202.086)	125	06/97→09/00					
C 240 T (202.088)	125	09/00→03/01					
C 250 T Turbo-D (202.188)	110	06/96→03/01					
C 280 T (202.089)	145	06/97→03/01					
<b>Dichtungssatz, Bremssattel</b>							
C 180 T (202.078)	90	06/96→09/00	⇒	F576241→		13.0441-3609.2 250057	ATE
C 180 T (202.081)	95	09/00→03/01	⇒				
C 200 T CDI (202.194)	75	03/98→03/01	⇒	→ F576240		13.0441-3817.2 250071	ATE
C 200 T D (202.180)	65	10/96→03/01					
C 220 T CDI (202.193)	92	09/97→03/01					
C 220 T D (202.182)	55	06/96→03/01					
C 220 T D (202.182)	70	06/96→09/98					
C 200 T (202.080)	100	06/96→03/01	←			11.0441-5703.2 250145	ATE
C 200 T Kompressor (202.082)	141	11/96→03/01	⇒	F576241→		13.0441-3609.2 250057	ATE
C 200 T Kompressor (202.087)	120	09/00→03/01	⇒	→ F576240		13.0441-3817.2 250071	ATE
C 250 T Turbo-D (202.188)	110	06/96→03/01					
C 230 T (202.083)	110	06/96→06/98	⇒	F576241→; → 06/97		13.0441-3609.2 250057	ATE
			⇒	→ F576240		13.0441-3817.2 250071	ATE
C 230 T Kompressor (202.085)	142	06/97→09/00	←			11.0441-5703.2 250145	ATE
C 240 T (202.086)	125	06/97→09/00	⇒			13.0441-3609.2 250057	ATE
C 240 T (202.088)	125	09/00→03/01					
C 280 T (202.089)	145	06/97→03/01					
C 43 AMG (202.093)	225	08/97→03/01	⇒	09/97→		13.0441-3606.2 250147	ATE
<b>Schraube, Bremssattel</b>							
C 180 T (202.078)	90	06/96→09/00	←		4	13.8190-0330.1 990134	M12x1,5
C 180 T (202.081)	95	09/00→03/01	↓				

	kW				! #		
<b>MERCEDES-BENZ - C-KLASSE T-Model (S202) 06/96→03/01</b>							
<b>Schraube, Bremssattel</b>							
C 200 T (202.080)	100	06/96→03/01	←		4	13.8190-0330.1 990134	M12x1,5
C 200 T CDI (202.194)	75	03/98→03/01					
C 200 T D (202.180)	65	10/96→03/01					
C 200 T Kompressor (202.082)	141	11/96→03/01					
C 200 T Kompressor (202.087)	120	09/00→03/01					
C 220 T CDI (202.193)	92	09/97→03/01					
C 220 T D (202.182)	55	06/96→03/01					
C 220 T D (202.182)	70	06/96→09/98					
C 230 T Kompressor (202.085)	142	06/97→09/00					
C 240 T (202.086)	125	06/97→09/00					
C 240 T (202.088)	125	09/00→03/01					
C 250 T Turbo-D (202.188)	110	06/96→03/01					
C 280 T (202.089)	145	06/97→03/01					
C 230 T (202.083)	110	06/96→06/98	←	→ 06/97	4	13.8190-0330.1 990134	M12x1,5
C 43 AMG (202.093)	225	08/97→03/01	←	09/97→	4	13.8190-0330.1 990134	M12x1,5
<b> Bremsschlauch</b>							
C 180 T (202.078)	90	06/96→09/00	←		2	83.7705-0386.3 330828	L= 385
C 180 T (202.081)	95	09/00→03/01					
C 200 T (202.080)	100	06/96→03/01	→		2	24.5123-0281.3 330877	L= 280
C 200 T CDI (202.194)	75	03/98→03/01					
C 200 T D (202.180)	65	10/96→03/01					
C 200 T Kompressor (202.082)	141	11/96→03/01					
C 200 T Kompressor (202.087)	120	09/00→03/01					
C 220 T CDI (202.193)	92	09/97→03/01					
C 220 T D (202.182)	55	06/96→03/01					
C 220 T D (202.182)	70	06/96→09/98					
C 230 T Kompressor (202.085)	142	06/97→09/00					
C 240 T (202.086)	125	06/97→09/00					
C 240 T (202.088)	125	09/00→03/01					
C 250 T Turbo-D (202.188)	110	06/96→03/01					
C 280 T (202.089)	145	06/97→03/01					
C 230 T (202.083)	110	06/96→06/98	←	→ 06/97	2	83.7705-0386.3 330828	L= 385
			→	→ 06/97	2	24.5123-0281.3 330877	L= 280
C 43 AMG (202.093)	225	08/97→03/01	←	09/97→	2	83.7705-0386.3 330828	L= 385
			→	09/97→	2	24.5123-0281.3 330877	L= 280
<b>MERCEDES-BENZ - C-KLASSE T-Model (S203) 03/01→08/07</b>							
<b> Bremssattel</b>							
C 180 (203.235)	95	03/01→05/02	←	☐		24.3571-1739.5 240944	TRW Ø 57 - Halter
			←	☐		24.3571-1740.5 240945	TRW Ø 57 - Halter
			→	☐		13.9361-0035.2 210253	ATE Ø 36
			→	☐		13.9361-0036.2 210254	ATE Ø 36
C 180 Kompressor (203.246)	105	05/02→08/07	←	☐; für Fahrzeuge ohne Sportpaket / für Fahrzeuge ohne AMG-Sportpaket		24.3571-1739.5 240944	TRW Ø 57 - Halter
C 200 CDI (203.204, 203.207)	75	03/01→08/07					
C 200 CDI (203.204)	85	03/01→08/07	←	☐; für Fahrzeuge ohne Sportpaket / für Fahrzeuge ohne AMG-Sportpaket		24.3571-1740.5 240945	TRW Ø 57 - Halter
C 200 CDI (203.207)	90	04/03→08/07					
C 200 CGI Kompressor (203.243)	125	07/03→08/07	→	☐		13.9361-0035.2 210253	ATE Ø 36
C 200 Kompressor (203.242)	120	05/02→08/07	→	☐		13.9361-0036.2 210254	ATE Ø 36
C 220 CDI (203.206)	105	03/01→08/07					
C 220 CDI (203.208)	100	08/06→08/07					
C 220 CDI (203.208)	110	02/04→08/07					
C 200 Kompressor (203.245)	120	03/01→05/02	←	☐; → 04/02		24.3571-1739.5 240944	TRW Ø 57 - Halter
			←	☐; → 04/02		24.3571-1740.5 240945	TRW Ø 57 - Halter
			→	☐; → 04/02		13.9361-0035.2 210253	ATE Ø 36
			→	☐; → 04/02		13.9361-0036.2 210254	ATE Ø 36
C 230 (203.252)	150	01/05→08/07	←	☐; 06/05→; für Fahrzeuge ohne Sportpaket / für Fahrzeuge ohne AMG-Sportpaket		24.3571-1721.5 240910	TRW Ø 57 - Halter
C 280 (203.254)	170	01/05→08/07					
↓							









	kw			 	! #		
<b>MERCEDES-BENZ - C-KLASSE T-Model (S203) 03/01→08/07</b>							
<b> Bremssattel</b>							
C 230 (203.252) C 280 (203.254)	150 170	01/05→08/07 01/05→08/07	←	☐; 06/05→; für Fahrzeuge ohne Sportpaket / für Fahrzeuge ohne AMG-Sportpaket		24.3571-1722.7 220556	TRW Ø 57 - Halter
			→	☐; 06/05→		13.9361-0035.2 210253	ATE Ø 36
			→	☐; 06/05→		13.9361-0036.2 210254	ATE Ø 36
C 230 Kompressor (203.240) C 240 (203.261) C 270 CDI (203.216) C 270 CDI (203.216) C 320 (203.264)	141 125 120 125 160	02/04→08/07 03/01→08/07 03/01→08/07 03/01→08/07 03/01→08/07	←	☐; für Fahrzeuge ohne Sportpaket / für Fahrzeuge ohne AMG-Sportpaket		24.3571-1721.5 240910	TRW Ø 57 - Halter
			←	☐; für Fahrzeuge ohne Sportpaket / für Fahrzeuge ohne AMG-Sportpaket		24.3571-1722.7 220556	TRW Ø 57 - Halter
			→	☐		13.9361-0035.2 210253	ATE Ø 36
			→	☐		13.9361-0036.2 210254	ATE Ø 36
C 240 4-matic (203.281) C 320 4-matic (203.284) C 320 CDI (203.220)	125 160 165	07/02→08/07 07/02→08/07 06/05→08/07	→	☐		13.9361-0035.2 210253	ATE Ø 36
			→	☐		13.9361-0036.2 210254	ATE Ø 36
C 280 4-matic (203.292) C 350 (203.256)	170 200	01/05→08/07 01/05→08/07	→	☐; 06/05→		13.9361-0035.2 210253	ATE Ø 36
			→	☐; 06/05→		13.9361-0036.2 210254	ATE Ø 36
C 350 4-matic (203.287)	200	01/05→08/07	→	☐; 06/05→; für Fahrzeuge ohne Sportpaket / für Fahrzeuge ohne AMG-Sportpaket		13.2421-8025.2 210061	ATE Ø 42
			→	☐; 06/05→; für Fahrzeuge ohne Sportpaket / für Fahrzeuge ohne AMG-Sportpaket		13.2421-8026.2 210062	ATE Ø 42
			→	☐; 06/05→; für Fahrzeuge mit Sportpaket / für Fahr- zeuge mit AMG-Sportpaket		13.9361-0035.2 210253	ATE Ø 36
			→	☐; 06/05→; für Fahrzeuge mit Sportpaket / für Fahr- zeuge mit AMG-Sportpaket		13.9361-0036.2 210254	ATE Ø 36
<b>Dichtungssatz, Bremssattel</b>							
C 180 (203.235) C 180 Kompressor (203.246) C 200 CDI (203.204, 203.207) C 200 CDI (203.204) C 200 CDI (203.207) C 200 CGI Kompressor (203.243) C 200 Kompressor (203.242) C 220 CDI (203.206) C 220 CDI (203.208) C 220 CDI (203.208) C 230 Kompressor (203.240) C 240 (203.261) C 240 4-matic (203.281) C 270 CDI (203.216) C 270 CDI (203.216) C 320 (203.264) C 320 4-matic (203.284) C 320 CDI (203.220)	95 105 75 85 90 125 120 105 100 110 141 125 120 120 125 160 160 165	03/01→05/02 05/02→08/07 03/01→08/07 03/01→08/07 04/03→08/07 07/03→08/07 05/02→08/07 03/01→08/07 08/06→08/07 02/04→08/07 02/04→08/07 03/01→08/07 07/02→08/07 03/01→08/07 03/01→08/07 03/01→08/07 07/02→08/07 06/05→08/07	→			13.0441-3609.2 250057	ATE
C 200 Kompressor (203.245)	120	03/01→05/02	→	→ 04/02		13.0441-3609.2 250057	ATE
C 230 (203.252) C 280 (203.254) C 280 4-matic (203.292) C 350 (203.256)	150 170 170 200	01/05→08/07 01/05→08/07 01/05→08/07 01/05→08/07	→	06/05→		13.0441-3609.2 250057	ATE
C 30 CDI AMG (203.218) C 32 AMG Kompressor (203.265) C 55 AMG (203.276)	170 260 270	01/03→08/07 03/01→08/07 02/04→08/07	→			13.0441-4216.2 250093	ATE
C 350 4-matic (203.287)	200	01/05→08/07	→	06/05→; für Fahrzeuge mit Sportpaket / für Fahr- zeuge mit AMG-Sportpaket		13.0441-3609.2 250057	ATE
			→	06/05→; für Fahrzeuge ohne Sportpaket / für Fahrzeuge ohne AMG-Sportpaket		13.0441-4216.2 250093	ATE
<b>Zubehörsatz, Bremssattel</b>							
C 180 (203.235) C 240 4-matic (203.281) ↓	95 125	03/01→05/02 07/02→08/07	←			24.0101-3803.2 260101	TRW











	kW					! #		
<b>MERCEDES-BENZ - C-KLASSE T-Model (S203) 03/01→08/07</b>								
<b>Zubehörsatz, Bremssattel</b>								
C 320 4-matic (203.284)	160	07/02→08/07	←				24.0101-3803.2 260101	TRW
C 180 Kompressor (203.246)	105	05/02→08/07	←	A 660227 / F 565689→;			24.0101-3803.2 260101	TRW
C 200 CDI (203.207)	90	04/03→08/07		für Fahrzeuge mit Sportpaket / für Fahr-				
C 200 CGI Kompressor (203.243)	125	07/03→08/07	←	zeuge mit AMG-Sportpaket				
C 200 Kompressor (203.242)	120	05/02→08/07		→ A 660226 / F 565688;			24.0101-3803.2 260101	TRW
C 220 CDI (203.208)	110	02/04→08/07	←	für Fahrzeuge mit Sportpaket / für Fahr-				
C 230 Kompressor (203.240)	141	02/04→08/07		zeuge mit AMG-Sportpaket				
C 240 (203.261)	125	03/01→08/07		für Fahrzeuge ohne Sportpaket / für			24.0101-3803.2 260101	TRW
C 270 CDI (203.216)	120	03/01→08/07		Fahrzeuge ohne AMG-Sportpaket				
C 270 CDI (203.216)	125	03/01→08/07						
C 320 (203.264)	160	03/01→08/07						
C 200 CDI (203.204, 203.207)	75	03/01→08/07	←	für Fahrzeuge mit Sportpaket / für Fahr-			24.0101-3803.2 260101	TRW
C 200 CDI (203.204)	85	03/01→08/07		zeuge mit AMG-Sportpaket				
C 220 CDI (203.206)	105	03/01→08/07	←	für Fahrzeuge ohne Sportpaket / für			24.0101-3803.2 260101	TRW
C 220 CDI (203.208)	100	08/06→08/07		Fahrzeuge ohne AMG-Sportpaket				
C 200 Kompressor (203.245)	120	03/01→05/02	←	→ 04/02			24.0101-3803.2 260101	TRW
C 230 (203.252)	150	01/05→08/07	←	06/05→;			24.0101-3803.2 260101	TRW
C 280 (203.254)	170	01/05→08/07		für Fahrzeuge ohne Sportpaket / für				
C 280 4-matic (203.292)	170	01/05→08/07		Fahrzeuge ohne AMG-Sportpaket				
			←	06/05→;			24.0101-3803.2 260101	TRW
				für Fahrzeuge mit Sportpaket / für Fahr-				
				zeuge mit AMG-Sportpaket				
C 320 CDI (203.220)	165	06/05→08/07	←	für Fahrzeuge ohne Sportpaket / für			24.0101-3803.2 260101	TRW
				Fahrzeuge ohne AMG-Sportpaket				
C 350 (203.256)	200	01/05→08/07	←	06/05→;			24.0101-3803.2 260101	TRW
				für Fahrzeuge ohne Sportpaket / für				
				Fahrzeuge ohne AMG-Sportpaket				
<b>Schraube, Bremssattel</b>								
C 240 4-matic (203.281)	125	07/02→08/07				2	13.8190-0330.1 990134	M12x1,5
C 320 4-matic (203.284)	160	07/02→08/07						
C 280 4-matic (203.292)	170	01/05→08/07		06/05→;		2	13.8190-0330.1 990134	M12x1,5
				für Fahrzeuge ohne Sportpaket / für				
				Fahrzeuge ohne AMG-Sportpaket				
<b>Bremsschlauch</b>								
C 180 (203.235)	95	03/01→05/02	←			2	83.7705-0386.3 330828	L= 385
C 180 Kompressor (203.246)	105	05/02→08/07	→			2	24.5123-0281.3 330877	L= 280
C 200 CDI (203.204, 203.207)	75	03/01→08/07						
C 200 CDI (203.204)	85	03/01→08/07						
C 200 CDI (203.207)	90	04/03→08/07						
C 200 CGI Kompressor (203.243)	125	07/03→08/07						
C 200 Kompressor (203.242)	120	05/02→08/07						
C 220 CDI (203.206)	105	03/01→08/07						
C 220 CDI (203.208)	100	08/06→08/07						
C 220 CDI (203.208)	110	02/04→08/07						
C 230 Kompressor (203.240)	141	02/04→08/07						
C 240 (203.261)	125	03/01→08/07						
C 270 CDI (203.216)	120	03/01→08/07						
C 270 CDI (203.216)	125	03/01→08/07						
C 30 CDI AMG (203.218)	170	01/03→08/07						
C 320 (203.264)	160	03/01→08/07						
C 320 CDI (203.220)	165	06/05→08/07						
C 32 AMG Kompressor (203.265)	260	03/01→08/07						
C 55 AMG (203.276)	270	02/04→08/07						
C 200 Kompressor (203.245)	120	03/01→05/02	←	→ 04/02		2	83.7705-0386.3 330828	L= 385
			→	→ 04/02		2	24.5123-0281.3 330877	L= 280
C 230 (203.252)	150	01/05→08/07	←	06/05→		2	83.7705-0386.3 330828	L= 385
C 280 (203.254)	170	01/05→08/07						
C 350 (203.256)	200	01/05→08/07	→	06/05→		2	24.5123-0281.3 330877	L= 280
C 240 4-matic (203.281)	125	07/02→08/07	→			2	24.5123-0281.3 330877	L= 280
C 320 4-matic (203.284)	160	07/02→08/07						
C 280 4-matic (203.292)	170	01/05→08/07	→	06/05→		2	24.5123-0281.3 330877	L= 280
C 350 4-matic (203.287)	200	01/05→08/07						





















	kw			 	! #		
<b>MERCEDES-BENZ - C-KLASSE T-Model (S204) 08/07→08/14</b>							
 <b>Bremssattel</b>							
C 180 (204.231)	115	02/12→08/14	←	☐; für Fahrzeuge mit Sportpaket / für Fahrzeuge mit AMG-Sportpaket		24.3606-1703.5 240587	TRW Ø 60 - Halter
C 180 CGI (204.249)	115	11/09→08/14	←	☐; für Fahrzeuge mit Sportpaket / für Fahrzeuge mit AMG-Sportpaket		24.3606-1704.5 240588	TRW Ø 60 - Halter
C 180 Kompressor (204.245)	115	01/08→08/14	←	☐; für Fahrzeuge mit Sportpaket / für Fahrzeuge mit AMG-Sportpaket		24.3606-1705.7 220993	TRW Ø 60 - Halter
C 200 CDI (204.201)	100	08/10→08/14	←	☐; für Fahrzeuge ohne Sportpaket / für Fahrzeuge ohne AMG-Sportpaket		24.3606-1706.7 220994	TRW Ø 60 - Halter
			→	☐; für Fahrzeuge ohne Sportpaket / für Fahrzeuge ohne AMG-Sportpaket		11.9381-9954.2 220926	ATE Ø 38 - Halter
			→	☐; für Fahrzeuge mit Sportpaket / für Fahrzeuge mit AMG-Sportpaket		11.9386-9991.2 220949	ATE Ø 38 - Halter
			→	☐; für Fahrzeuge mit Sportpaket / für Fahrzeuge mit AMG-Sportpaket		11.9386-9992.2 220950	ATE Ø 38 - Halter
C 180 CDI (204.200)	88	01/11→08/14	←	☐; für Fahrzeuge mit Sportpaket / für Fahrzeuge mit AMG-Sportpaket		24.3606-1703.5 240587	TRW Ø 60 - Halter
			←	☐; für Fahrzeuge mit Sportpaket / für Fahrzeuge mit AMG-Sportpaket		24.3606-1704.5 240588	TRW Ø 60 - Halter
			←	☐; für Fahrzeuge ohne AMG-Sportpaket / für Fahrzeuge ohne Sportpaket		24.3606-1705.7 220993	TRW Ø 60 - Halter
			←	☐; für Fahrzeuge ohne AMG-Sportpaket / für Fahrzeuge ohne Sportpaket		24.3606-1706.7 220994	TRW Ø 60 - Halter
			→	☐; für Fahrzeuge ohne Sportpaket / für Fahrzeuge ohne AMG-Sportpaket		11.9381-9954.2 220926	ATE Ø 38 - Halter
			→	☐; für Fahrzeuge mit Sportpaket / für Fahrzeuge mit AMG-Sportpaket		11.9386-9991.2 220949	ATE Ø 38 - Halter
			→	☐; für Fahrzeuge mit Sportpaket / für Fahrzeuge mit AMG-Sportpaket		11.9386-9992.2 220950	ATE Ø 38 - Halter
C 180 Kompressor (204.246)	115	08/07→08/14	←	☐; 09/07→; für Fahrzeuge mit Sportpaket / für Fahrzeuge mit AMG-Sportpaket		24.3606-1703.5 240587	TRW Ø 60 - Halter
C 200 CDI (204.207)	100	08/07→12/11	←	☐; 09/07→; für Fahrzeuge mit Sportpaket / für Fahrzeuge mit AMG-Sportpaket		24.3606-1704.5 240588	TRW Ø 60 - Halter
			←	☐; 09/07→; für Fahrzeuge ohne Sportpaket / für Fahrzeuge ohne AMG-Sportpaket		24.3606-1705.7 220993	TRW Ø 60 - Halter
			←	☐; 09/07→; für Fahrzeuge ohne Sportpaket / für Fahrzeuge ohne AMG-Sportpaket		24.3606-1706.7 220994	TRW Ø 60 - Halter
			→	☐; 09/07→; für Fahrzeuge ohne Sportpaket / für Fahrzeuge ohne AMG-Sportpaket		11.9381-9954.2 220926	ATE Ø 38 - Halter
			→	☐; 09/07→; für Fahrzeuge mit Sportpaket / für Fahrzeuge mit AMG-Sportpaket		11.9386-9991.2 220949	ATE Ø 38 - Halter
			→	☐; 09/07→; für Fahrzeuge mit Sportpaket / für Fahrzeuge mit AMG-Sportpaket		11.9386-9992.2 220950	ATE Ø 38 - Halter
C 200 CGI (204.248)	135	08/07→08/14	←	☐; 04/09→; für Fahrzeuge mit Sportpaket / für Fahrzeuge mit AMG-Sportpaket		24.3606-1703.5 240587	TRW Ø 60 - Halter
			←	☐; 04/09→; für Fahrzeuge mit Sportpaket / für Fahrzeuge mit AMG-Sportpaket		24.3606-1704.5 240588	TRW Ø 60 - Halter
			←	☐; 04/09→; für Fahrzeuge ohne Sportpaket / für Fahrzeuge ohne AMG-Sportpaket		24.3606-1707.7 221011	TRW Ø 60 - Halter
			←	☐; 04/09→; für Fahrzeuge ohne Sportpaket / für Fahrzeuge ohne AMG-Sportpaket		24.3606-1708.7 221012	TRW Ø 60 - Halter








↓

	kw			 	! #		
<b>MERCEDES-BENZ - C-KLASSE T-Model (S204) 08/07→08/14</b>							
 <b>Bremssattel</b>							
C 200 CGI (204.248)	135	08/07→08/14	➔	☐; 04/09→; GG	11.9381-9954.2	220926	ATE Ø 38 - Halter
			➔	☐; 04/09→; ALU	11.9386-9991.2	220949	ATE Ø 38 - Halter
			➔	☐; 04/09→; ALU	11.9386-9992.2	220950	ATE Ø 38 - Halter
C 200 Kompressor (204.241) C 220 CDI (204.208) C 230 (204.252)	135	08/07→08/14	←	☐; 09/07→; für Fahrzeuge mit Sportpaket / für Fahrzeuge mit AMG-Sportpaket	24.3606-1703.5	240587	TRW Ø 60 - Halter
	125	08/07→11/08	←	☐; 09/07→; für Fahrzeuge mit Sportpaket / für Fahrzeuge mit AMG-Sportpaket	24.3606-1704.5	240588	TRW Ø 60 - Halter
	150	08/07→08/14		☐; 09/07→; für Fahrzeuge ohne Sportpaket / für Fahrzeuge ohne AMG-Sportpaket	24.3606-1707.7	221011	TRW Ø 60 - Halter
				☐; 09/07→; für Fahrzeuge ohne Sportpaket / für Fahrzeuge ohne AMG-Sportpaket	24.3606-1708.7	221012	TRW Ø 60 - Halter
				☐; 09/07→; GG	11.9381-9954.2	220926	ATE Ø 38 - Halter
				☐; 09/07→; ALU	11.9386-9991.2	220949	ATE Ø 38 - Halter
				☐; 09/07→; ALU	11.9386-9992.2	220950	ATE Ø 38 - Halter
				☐; 09/07→; GG	11.9381-9954.2	220926	ATE Ø 38 - Halter
				☐; 09/07→; ALU	11.9386-9991.2	220949	ATE Ø 38 - Halter
		☐; 09/07→; ALU		11.9386-9992.2	220950	ATE Ø 38 - Halter	
C 220 CDI (204.202) C 220 CDI (204.202) C 250 CGI (204.247)	120	12/08→08/14	←	☐; für Fahrzeuge mit Sportpaket / für Fahrzeuge mit AMG-Sportpaket	24.3606-1703.5	240587	TRW Ø 60 - Halter
	125	12/08→08/14		☐; für Fahrzeuge mit Sportpaket / für Fahrzeuge mit AMG-Sportpaket	24.3606-1704.5	240588	TRW Ø 60 - Halter
	150	07/09→08/14		☐; für Fahrzeuge ohne Sportpaket / für Fahrzeuge ohne AMG-Sportpaket	24.3606-1707.7	221011	TRW Ø 60 - Halter
				☐; für Fahrzeuge ohne Sportpaket / für Fahrzeuge ohne AMG-Sportpaket	24.3606-1708.7	221012	TRW Ø 60 - Halter
				☐; GG	11.9381-9954.2	220926	ATE Ø 38 - Halter
				☐; ALU	11.9386-9991.2	220949	ATE Ø 38 - Halter
				☐; ALU	11.9386-9992.2	220950	ATE Ø 38 - Halter
				☐; ALU	11.9386-9992.2	220950	ATE Ø 38 - Halter
C 220 CDI (204.208)	120	08/07→11/08	←	☐; 09/07→; für Fahrzeuge mit Sportpaket / für Fahrzeuge mit AMG-Sportpaket	24.3606-1703.5	240587	TRW Ø 60 - Halter
			←	☐; für Fahrzeuge mit Sportpaket / für Fahrzeuge mit AMG-Sportpaket	24.3606-1703.5	240587	TRW Ø 60 - Halter
			←	☐; 09/07→; für Fahrzeuge mit Sportpaket / für Fahrzeuge mit AMG-Sportpaket	24.3606-1704.5	240588	TRW Ø 60 - Halter
			←	☐; für Fahrzeuge mit Sportpaket / für Fahrzeuge mit AMG-Sportpaket	24.3606-1704.5	240588	TRW Ø 60 - Halter
			←	☐; 09/07→; für Fahrzeuge ohne Sportpaket / für Fahrzeuge ohne AMG-Sportpaket	24.3606-1707.7	221011	TRW Ø 60 - Halter
			←	☐; für Fahrzeuge ohne Sportpaket / für Fahrzeuge ohne AMG-Sportpaket	24.3606-1707.7	221011	TRW Ø 60 - Halter
			←	☐; 09/07→; für Fahrzeuge ohne Sportpaket / für Fahrzeuge ohne AMG-Sportpaket	24.3606-1708.7	221012	TRW Ø 60 - Halter
			←	☐; für Fahrzeuge ohne Sportpaket / für Fahrzeuge ohne AMG-Sportpaket	24.3606-1708.7	221012	TRW Ø 60 - Halter
			➔	☐; GG	11.9381-9954.2	220926	ATE Ø 38 - Halter
			➔	☐; 09/07→; GG	11.9381-9954.2	220926	ATE Ø 38 - Halter
			➔	☐; 09/07→; ALU	11.9386-9991.2	220949	ATE Ø 38 - Halter
			➔	☐; ALU	11.9386-9991.2	220949	ATE Ø 38 - Halter
			➔	☐; ALU	11.9386-9992.2	220950	ATE Ø 38 - Halter
			➔	☐; 09/07→; ALU	11.9386-9992.2	220950	ATE Ø 38 - Halter
			C 220 CDI 4-matic (204.284)	125	02/13→08/14	←	☐; für Fahrzeuge ohne Sportpaket / für Fahrzeuge ohne AMG-Sportpaket
←	☐; für Fahrzeuge ohne Sportpaket / für Fahrzeuge ohne AMG-Sportpaket	24.3606-1710.7				221046	TRW Ø 60 - Halter










	kw			 	! #		
<b>MERCEDES-BENZ - C-KLASSE T-Model (S204) 08/07→08/14</b>							
 <b>Bremssattel</b>							
C 220 CDI 4-matic (204.284)	125	02/13→08/14	➔	☐; GG	11.9381-9954.2	220926	ATE Ø 38 - Halter
			➔	☐; ALU	11.9386-9991.2	220949	ATE Ø 38 - Halter
			➔	☐; ALU	11.9386-9992.2	220950	ATE Ø 38 - Halter
C 250 CDI (204.203)	150	01/09→08/14	←	☐; 04/09→; für Fahrzeuge mit Sportpaket / für Fahr- zeuge mit AMG-Sportpaket	24.3606-1703.5	240587	TRW Ø 60 - Halter
			←	☐; 04/09→; für Fahrzeuge mit Sportpaket / für Fahr- zeuge mit AMG-Sportpaket	24.3606-1704.5	240588	TRW Ø 60 - Halter
			←	☐; 04/09→; für Fahrzeuge ohne Sportpaket / für Fahr- zeuge ohne AMG-Sportpaket	24.3606-1707.7	221011	TRW Ø 60 - Halter
			←	☐; 04/09→; für Fahrzeuge ohne Sportpaket / für Fahr- zeuge ohne AMG-Sportpaket	24.3606-1708.7	221012	TRW Ø 60 - Halter
			➔	☐; 04/09→; ALU	11.9406-9961.2	220951	ATE Ø 40 - Halter
			➔	☐; 04/09→; ALU	11.9406-9962.2	220952	ATE Ø 40 - Halter
C 250 CDI 4-matic (204.282)	150	04/10→08/14	←	☐; für Fahrzeuge ohne Sportpaket / für Fahr- zeuge ohne AMG-Sportpaket	24.3606-1709.7	221045	TRW Ø 60 - Halter
			←	☐; für Fahrzeuge ohne Sportpaket / für Fahr- zeuge ohne AMG-Sportpaket	24.3606-1710.7	221046	TRW Ø 60 - Halter
			➔	☐; für Fahrzeuge mit Sportpaket / für Fahr- zeuge mit AMG-Sportpaket; GG	11.9381-9954.2	220926	ATE Ø 38 - Halter
			➔	☐; für Fahrzeuge mit Sportpaket / für Fahr- zeuge mit AMG-Sportpaket; ALU	11.9386-9991.2	220949	ATE Ø 38 - Halter
			➔	☐; für Fahrzeuge mit Sportpaket / für Fahr- zeuge mit AMG-Sportpaket; ALU	11.9386-9992.2	220950	ATE Ø 38 - Halter
			➔	☐; für Fahrzeuge ohne Sportpaket / für Fahr- zeuge ohne AMG-Sportpaket; ALU	11.9406-9961.2	220951	ATE Ø 40 - Halter
			➔	☐; für Fahrzeuge ohne Sportpaket / für Fahr- zeuge ohne AMG-Sportpaket; ALU	11.9406-9962.2	220952	ATE Ø 40 - Halter
C 280 (204.254)	170	08/07→08/14	←	☐; 09/07→; für Fahrzeuge ohne Sportpaket / für Fahr- zeuge ohne AMG-Sportpaket	24.3606-1707.7	221011	TRW Ø 60 - Halter
			←	☐; 09/07→; für Fahrzeuge ohne Sportpaket / für Fahr- zeuge ohne AMG-Sportpaket	24.3606-1708.7	221012	TRW Ø 60 - Halter
			←	☐; 09/07→; für Fahrzeuge mit Sportpaket / für Fahr- zeuge mit AMG-Sportpaket	24.3606-1711.5	240780	TRW Ø 60 - Halter
			←	☐; 09/07→; für Fahrzeuge mit Sportpaket / für Fahr- zeuge mit AMG-Sportpaket	24.3606-1712.5	240781	TRW Ø 60 - Halter
			➔	☐; 09/07→; GG	11.9381-9954.2	220926	ATE Ø 38 - Halter
			➔	☐; 09/07→; ALU	11.9386-9991.2	220949	ATE Ø 38 - Halter
C 300 (204.254)	170	08/07→08/14	←	☐; für Fahrzeuge ohne Sportpaket / für Fahr- zeuge ohne AMG-Sportpaket	24.3606-1707.7	221011	TRW Ø 60 - Halter
			←	☐; für Fahrzeuge ohne Sportpaket / für Fahr- zeuge ohne AMG-Sportpaket	24.3606-1708.7	221012	TRW Ø 60 - Halter
			←	☐; für Fahrzeuge mit Sportpaket / für Fahr- zeuge mit AMG-Sportpaket	24.3606-1711.5	240780	TRW Ø 60 - Halter
			←	☐; für Fahrzeuge mit Sportpaket / für Fahr- zeuge mit AMG-Sportpaket	24.3606-1712.5	240781	TRW Ø 60 - Halter
C 320 CDI (204.222) C 350 (204.256)	165 200	08/07→08/14 08/07→08/14	←	☐; 09/07→; für Fahrzeuge mit Sportpaket / für Fahr- zeuge mit AMG-Sportpaket	24.3606-1711.5	240780	TRW Ø 60 - Halter
			➔	☐; GG	11.9381-9954.2	220926	ATE Ø 38 - Halter
			➔	☐; ALU	11.9386-9991.2	220949	ATE Ø 38 - Halter
↓							

	kw			 	! #			
<b>MERCEDES-BENZ - C-KLASSE T-Model (S204) 08/07→08/14</b>								
<b> Bremssattel</b>								
C 320 CDI (204.222) C 350 (204.256)	165 200	08/07→08/14 08/07→08/14	←	☐; 09/07→; für Fahrzeuge mit Sportpaket / für Fahr- zeuge mit AMG-Sportpaket	24.3606-1712.5	240781	TRW Ø 60 - Halter	
			→	☐; 09/07→; ALU	11.9406-9961.2	220951	ATE Ø 40 - Halter	
			→	☐; 09/07→; ALU	11.9406-9962.2	220952	ATE Ø 40 - Halter	
C 320 CDI 4-matic (204.289)	165	08/07→08/14	←	☐; 09/07→; für Fahrzeuge mit Sportpaket / für Fahr- zeuge mit AMG-Sportpaket	24.3601-1721.5	240629	TRW Ø 60 - Halter	
			←	☐; 09/07→; für Fahrzeuge mit Sportpaket / für Fahr- zeuge mit AMG-Sportpaket	24.3601-1722.5	240630	TRW Ø 60 - Halter	
			←	☐; 09/07→; für Fahrzeuge ohne Sportpaket / für Fahrzeuge ohne AMG-Sportpaket	24.3601-1723.5	240631	TRW Ø 60 - Halter	
			←	☐; 09/07→; für Fahrzeuge ohne Sportpaket / für Fahrzeuge ohne AMG-Sportpaket	24.3601-1724.5	240632	TRW Ø 60 - Halter	
			→	☐; 09/07→; ALU	11.9406-9961.2	220951	ATE Ø 40 - Halter	
			→	☐; 09/07→; ALU	11.9406-9962.2	220952	ATE Ø 40 - Halter	
C 350 CDI C 350 CDI (204.223) C 350 CDI (204.225)	165 195 170	08/07→08/14 06/11→08/14 10/09→08/14	←	☐; für Fahrzeuge mit Sportpaket / für Fahr- zeuge mit AMG-Sportpaket	24.3606-1711.5	240780	TRW Ø 60 - Halter	
			←	☐; für Fahrzeuge mit Sportpaket / für Fahr- zeuge mit AMG-Sportpaket	24.3606-1712.5	240781	TRW Ø 60 - Halter	
			→	☐; ALU	11.9406-9961.2	220951	ATE Ø 40 - Halter	
			→	☐; ALU	11.9406-9962.2	220952	ATE Ø 40 - Halter	
C 350 CDI 4-matic (204.292)	170	10/09→08/14	←	☐; für Fahrzeuge mit Sportpaket / für Fahr- zeuge mit AMG-Sportpaket	24.3601-1721.5	240629	TRW Ø 60 - Halter	
			←	☐; für Fahrzeuge mit Sportpaket / für Fahr- zeuge mit AMG-Sportpaket	24.3601-1722.5	240630	TRW Ø 60 - Halter	
			←	☐; für Fahrzeuge ohne Sportpaket / für Fahrzeuge ohne AMG-Sportpaket	24.3601-1723.5	240631	TRW Ø 60 - Halter	
			←	☐; für Fahrzeuge ohne Sportpaket / für Fahrzeuge ohne AMG-Sportpaket	24.3601-1724.5	240632	TRW Ø 60 - Halter	
			→	☐; ALU	11.9406-9961.2	220951	ATE Ø 40 - Halter	
			→	☐; ALU	11.9406-9962.2	220952	ATE Ø 40 - Halter	
C 350 CGI (204.257)	225	06/11→08/14	←	☐; für Fahrzeuge mit Sportpaket / für Fahr- zeuge mit AMG-Sportpaket	24.3606-1711.5	240780	TRW Ø 60 - Halter	
			←	☐; für Fahrzeuge mit Sportpaket / für Fahr- zeuge mit AMG-Sportpaket	24.3606-1712.5	240781	TRW Ø 60 - Halter	
			→	☐	11.9406-9961.2	220951	ATE Ø 40 - Halter	
			→	☐	11.9406-9962.2	220952	ATE Ø 40 - Halter	
<b>Feder, Bremssattel</b>								
C 180 (204.231)	115	02/12→08/14		für Fahrzeuge mit Sportpaket / für Fahr- zeuge mit AMG-Sportpaket	2	11.8116-0340.1	390595	ATE
C 180 CDI (204.200)	88	01/11→08/14						
C 180 CGI (204.249)	115	11/09→08/14		für Fahrzeuge ohne Sportpaket / für Fahrzeuge ohne AMG-Sportpaket	2	11.8116-0340.1	390595	ATE
C 180 Kompressor (204.245)	115	01/08→08/14						
C 200 CDI (204.201)	100	08/10→08/14						
C 250 CDI 4-matic (204.282)	150	04/10→08/14						
C 180 Kompressor (204.246)	115	08/07→08/14		09/07→; für Fahrzeuge mit Sportpaket / für Fahr- zeuge mit AMG-Sportpaket	2	11.8116-0340.1	390595	ATE
C 200 CDI (204.207)	100	08/07→12/11		09/07→; für Fahrzeuge ohne Sportpaket / für Fahrzeuge ohne AMG-Sportpaket	2	11.8116-0340.1	390595	ATE
C 200 CGI (204.248)	135	08/07→08/14		04/09→	2	11.8116-0340.1	390595	ATE
C 250 CDI (204.203)	150	01/09→08/14						
C 200 Kompressor (204.241)	135	08/07→08/14		09/07→	2	11.8116-0340.1	390595	ATE
C 220 CDI (204.208)	125	08/07→11/08						
C 230 (204.252)	150	08/07→08/14						
C 280 (204.254)	170	08/07→08/14						
C 320 CDI (204.222)	165	08/07→08/14						









	kW			 	! #		
<b>MERCEDES-BENZ - C-KLASSE T-Model (S204) 08/07→08/14</b>							
<b>Feder, Bremssattel</b>							
C 320 CDI 4-matic (204.289)	165	08/07→08/14		09/07→	2	11.8116-0340.1 390595	ATE
C 350 (204.256)	200	08/07→08/14					
C 220 CDI (204.202)	120	12/08→08/14			2	11.8116-0340.1 390595	ATE
C 220 CDI (204.202)	125	12/08→08/14					
C 220 CDI 4-matic (204.284)	125	02/13→08/14					
C 250 CGI (204.247)	150	07/09→08/14					
C 300 (204.254)	170	08/07→08/14					
C 350 CDI	165	08/07→08/14					
C 350 CDI (204.223)	195	06/11→08/14					
C 350 CDI (204.225)	170	10/09→08/14					
C 350 CDI 4-matic (204.292)	170	10/09→08/14					
C 350 CGI (204.257)	225	06/11→08/14					
C 220 CDI (204.208)	120	08/07→11/08		09/07→	2	11.8116-0340.1 390595	ATE
					2	11.8116-0340.1 390595	ATE
<b>Führungshülzensatz, Bremssattel</b>							
C 180 (204.231)	115	02/12→08/14	➡	für Fahrzeuge mit Sportpaket / für Fahrzeuge mit AMG-Sportpaket		11.0101-5407.2 260011	ATE
C 180 CDI (204.200)	88	01/11→08/14					
C 180 CGI (204.249)	115	11/09→08/14					
C 180 Kompressor (204.245)	115	01/08→08/14	➡	für Fahrzeuge ohne Sportpaket / für Fahrzeuge ohne AMG-Sportpaket		11.0101-5407.2 260011	ATE
C 200 CDI (204.201)	100	08/10→08/14					
C 250 CDI 4-matic (204.282)	150	04/10→08/14					
C 180 Kompressor (204.246)	115	08/07→08/14	➡	09/07→; für Fahrzeuge mit Sportpaket / für Fahrzeuge mit AMG-Sportpaket		11.0101-5407.2 260011	ATE
C 200 CDI (204.207)	100	08/07→12/11	➡	09/07→; für Fahrzeuge ohne Sportpaket / für Fahrzeuge ohne AMG-Sportpaket		11.0101-5407.2 260011	ATE
C 200 CGI (204.248)	135	08/07→08/14	➡	04/09→		11.0101-5407.2 260011	ATE
C 250 CDI (204.203)	150	01/09→08/14					
C 200 Kompressor (204.241)	135	08/07→08/14	➡	09/07→		11.0101-5407.2 260011	ATE
C 220 CDI (204.208)	125	08/07→11/08					
C 230 (204.252)	150	08/07→08/14					
C 280 (204.254)	170	08/07→08/14					
C 320 CDI (204.222)	165	08/07→08/14					
C 320 CDI 4-matic (204.289)	165	08/07→08/14					
C 350 (204.256)	200	08/07→08/14					
C 220 CDI (204.202)	120	12/08→08/14	➡			11.0101-5407.2 260011	ATE
C 220 CDI (204.202)	125	12/08→08/14					
C 220 CDI 4-matic (204.284)	125	02/13→08/14					
C 250 CGI (204.247)	150	07/09→08/14					
C 300 (204.254)	170	08/07→08/14					
C 350 CDI	165	08/07→08/14					
C 350 CDI (204.223)	195	06/11→08/14					
C 350 CDI (204.225)	170	10/09→08/14					
C 350 CDI 4-matic (204.292)	170	10/09→08/14					
C 350 CGI (204.257)	225	06/11→08/14					
C 220 CDI (204.208)	120	08/07→11/08	➡			11.0101-5407.2 260011	ATE
			➡	09/07→		11.0101-5407.2 260011	ATE
<b>Führungsbolzen, Bremssattel</b>							
C 180 (204.231)	115	02/12→08/14		für Fahrzeuge mit Sportpaket / für Fahrzeuge mit AMG-Sportpaket		11.8171-0008.1 990049	ATE
C 180 CDI (204.200)	88	01/11→08/14					
C 180 CGI (204.249)	115	11/09→08/14					
C 180 Kompressor (204.245)	115	01/08→08/14		für Fahrzeuge ohne Sportpaket / für Fahrzeuge ohne AMG-Sportpaket		11.8171-0008.1 990049	ATE
C 200 CDI (204.201)	100	08/10→08/14					
C 250 CDI 4-matic (204.282)	150	04/10→08/14					
C 180 Kompressor (204.246)	115	08/07→08/14		09/07→; für Fahrzeuge ohne Sportpaket / für Fahrzeuge ohne AMG-Sportpaket		11.8171-0008.1 990049	ATE
C 200 CDI (204.207)	100	08/07→12/11		09/07→; für Fahrzeuge mit Sportpaket / für Fahrzeuge mit AMG-Sportpaket		11.8171-0008.1 990049	ATE
C 200 CGI (204.248)	135	08/07→08/14		04/09→		11.8171-0008.1 990049	ATE
C 250 CDI (204.203)	150	01/09→08/14					
C 200 Kompressor (204.241)	135	08/07→08/14		09/07→		11.8171-0008.1 990049	ATE
C 220 CDI (204.208)	125	08/07→11/08					










	kW					! #		
<b>MERCEDES-BENZ - C-KLASSE T-Model (S204) 08/07→08/14</b>								
<b>Führungsbolzen, Bremsattel</b>								
C 230 (204.252)	150	08/07→08/14		09/07→			11.8171-0008.1 990049	ATE
C 280 (204.254)	170	08/07→08/14						
C 320 CDI (204.222)	165	08/07→08/14						
C 320 CDI 4-matic (204.289)	165	08/07→08/14						
C 350 (204.256)	200	08/07→08/14						
C 220 CDI (204.202)	120	12/08→08/14					11.8171-0008.1 990049	ATE
C 220 CDI (204.202)	125	12/08→08/14						
C 220 CDI 4-matic (204.284)	125	02/13→08/14						
C 250 CGI (204.247)	150	07/09→08/14						
C 300 (204.254)	170	08/07→08/14						
C 350 CDI	165	08/07→08/14						
C 350 CDI (204.223)	195	06/11→08/14						
C 350 CDI (204.225)	170	10/09→08/14						
C 350 CDI 4-matic (204.292)	170	10/09→08/14						
C 350 CGI (204.257)	225	06/11→08/14						
C 220 CDI (204.208)	120	08/07→11/08		09/07→			11.8171-0008.1 990049	ATE
							11.8171-0008.1 990049	ATE
<b>Bremsschlauch</b>								
C 180 (204.231)	115	02/12→08/14	←			2	83.7705-0386.3 330828	L= 385
C 180 CDI (204.200)	88	01/11→08/14						
C 180 CGI (204.249)	115	11/09→08/14	→			2	24.5172-0305.3 331312	L= 305
C 180 Kompressor (204.245)	115	01/08→08/14						
C 200 CDI (204.201)	100	08/10→08/14						
C 220 CDI (204.202)	120	12/08→08/14						
C 220 CDI (204.202)	125	12/08→08/14						
C 250 CGI (204.247)	150	07/09→08/14						
C 300 (204.254)	170	08/07→08/14						
C 350 CDI	165	08/07→08/14						
C 350 CDI (204.223)	195	06/11→08/14						
C 350 CDI (204.225)	170	10/09→08/14						
C 350 CGI (204.257)	225	06/11→08/14						
C 180 Kompressor (204.246)	115	08/07→08/14	←	09/07→		2	83.7705-0386.3 330828	L= 385
C 200 CDI (204.207)	100	08/07→12/11	→	09/07→		2	24.5172-0305.3 331312	L= 305
C 200 Kompressor (204.241)	135	08/07→08/14						
C 220 CDI (204.208)	125	08/07→11/08						
C 230 (204.252)	150	08/07→08/14						
C 280 (204.254)	170	08/07→08/14						
C 320 CDI (204.222)	165	08/07→08/14						
C 350 (204.256)	200	08/07→08/14						
C 200 CGI (204.248)	135	08/07→08/14	←	04/09→		2	83.7705-0386.3 330828	L= 385
C 250 CDI (204.203)	150	01/09→08/14	→	04/09→		2	24.5172-0305.3 331312	L= 305
C 220 CDI (204.208)	120	08/07→11/08	←	09/07→		2	83.7705-0386.3 330828	L= 385
			←			2	83.7705-0386.3 330828	L= 385
			→	09/07→		2	24.5172-0305.3 331312	L= 305
			→			2	24.5172-0305.3 331312	L= 305
C 220 CDI 4-matic (204.284)	125	02/13→08/14	→			2	24.5172-0305.3 331312	L= 305
C 250 CDI 4-matic (204.282)	150	04/10→08/14						
C 350 CDI 4-matic (204.292)	170	10/09→08/14						
C 63 AMG	373	06/13→08/14						
C 63 AMG	382	07/10→08/14						
C 63 AMG (204.277)	336	02/08→08/14						
C 63 AMG (204.277)	358	01/12→08/14						
C 320 CDI 4-matic (204.289)	165	08/07→08/14	→	09/07→		2	24.5172-0305.3 331312	L= 305
<b>MERCEDES-BENZ - C-KLASSE T-Model (S205) 09/14→</b>								
<b>Führungshülzensatz, Bremsattel</b>								
AMG C 43 4-matic (205.264)	270	04/16→	→				11.0101-5407.2 260011	ATE
AMG C 43 4-matic (205.264)	287	04/18→						
C 180 d (205.200)	90	05/18→						
C 200 d (205.201)	118	05/18→						
C 200 d (205.211)	110	05/18→						
C 200 EQ Boost (205.277)	135	04/18→						
↓								


















































	kW				! #		
<b>MERCEDES-BENZ - C-KLASSE T-Model (S205) 09/14→</b>							
<b>Führungshülzensatz, Bremssattel</b>							
C 200 EQ Boost 4-matic (205.278)	135	04/18→	➔			11.0101-5407.2 260011	ATE
C 220 d (205.214)	143	04/18→					
C 220 d 4-matic (205.215)	143	05/18→					
C 300 (205.283)	190	05/18→					
C 300 d (205.218)	180	06/18→					
C 300 d 4-matic (205.219)	180	06/18→					
<b>Führungsbolzen, Bremssattel</b>							
AMG C 43 4-matic (205.264)	270	04/16→	➔			11.8171-0008.1 990049	ATE
AMG C 43 4-matic (205.264)	287	04/18→					
C 180 d (205.200)	90	05/18→					
C 200 d (205.201)	118	05/18→					
C 200 d (205.211)	110	05/18→					
C 200 EQ Boost (205.277)	135	04/18→					
C 200 EQ Boost 4-matic (205.278)	135	04/18→					
C 220 d (205.214)	143	04/18→					
C 220 d 4-matic (205.215)	143	05/18→					
C 300 (205.283)	190	05/18→					
C 300 d (205.218)	180	06/18→					
C 300 d 4-matic (205.219)	180	06/18→					
<b>MERCEDES-BENZ - CLC-KLASSE (CL203) 05/08→06/11</b>							
<b> Bremssattel</b>							
CLC 160 (203.731)	95	02/09→06/11	➔	☐; → 10/10		13.9361-0023.2 210241	ATE Ø 36
			➔	☐; → 10/10		13.9361-0024.2 210242	ATE Ø 36
CLC 180 Kompressor (203.746)	105	05/08→06/11	➔	☐; → 10/10		24.3571-1739.5 240944	TRW Ø 57 - Halter
CLC 200 CDI (203.707)	90	05/08→06/11	➔	☐; → 10/10		24.3571-1740.5 240945	TRW Ø 57 - Halter
CLC 220 CDI (203.708)	110	05/08→06/11	➔	☐; → 10/10		13.9361-0023.2 210241	ATE Ø 36
			➔	☐; → 10/10		13.9361-0024.2 210242	ATE Ø 36
CLC 200 Kompressor (203.741)	135	05/08→06/11	➔	☐; → 10/10		13.9361-0035.2 210253	ATE Ø 36
CLC 350 (203.756)	200	05/08→06/11	➔	☐; → 10/10		13.9361-0036.2 210254	ATE Ø 36
CLC 230 (203.752)	150	05/08→06/11	➔	☐; → 10/10		24.3571-1721.5 240910	TRW Ø 57 - Halter
			➔	☐; → 10/10		24.3571-1722.7 220556	TRW Ø 57 - Halter
			➔	☐; → 10/10		13.9361-0035.2 210253	ATE Ø 36
			➔	☐; → 10/10		13.9361-0036.2 210254	ATE Ø 36
<b>Dichtungssatz, Bremssattel</b>							
CLC 160 (203.731)	95	02/09→06/11	➔	→ 10/10		13.0441-3609.2 250057	ATE
CLC 180 Kompressor (203.746)	105	05/08→06/11					
CLC 200 CDI (203.707)	90	05/08→06/11					
CLC 200 Kompressor (203.741)	135	05/08→06/11					
CLC 220 CDI (203.708)	110	05/08→06/11					
CLC 230 (203.752)	150	05/08→06/11					
CLC 350 (203.756)	200	05/08→06/11					
<b>Zubehörsatz, Bremssattel</b>							
CLC 160 (203.731)	95	02/09→06/11		→ 10/10		24.0101-3803.2 260101	TRW
CLC 230 (203.752)	150	05/08→06/11					
CLC 180 Kompressor (203.746)	105	05/08→06/11	➔	→ 10/10		24.0101-3803.2 260101	TRW
CLC 200 CDI (203.707)	90	05/08→06/11					
CLC 200 Kompressor (203.741)	135	05/08→06/11					
CLC 220 CDI (203.708)	110	05/08→06/11					
<b> Bremsschlauch</b>							
CLC 160 (203.731)	95	02/09→06/11	➔	→ 10/10	2	83.7705-0386.3 330828	L= 385
CLC 180 Kompressor (203.746)	105	05/08→06/11	➔	→ 10/10	2	24.5123-0281.3 330877	L= 280
CLC 200 CDI (203.707)	90	05/08→06/11					
CLC 200 Kompressor (203.741)	135	05/08→06/11					
CLC 220 CDI (203.708)	110	05/08→06/11					
↓							

	kW			 	! #		
<b>MERCEDES-BENZ - CLC-KLASSE (CL203) 05/08→06/11</b>							
<b>Bremsschlauch</b>							
CLC 230 (203.752)	150	05/08→06/11	←	→ 10/10	2	83.7705-0386.3	330828 L= 385
CLC 350 (203.756)	200	05/08→06/11	→	→ 10/10	2	24.5123-0281.3	330877 L= 280
<b>MERCEDES-BENZ - CLK (C208) 06/97→12/03</b>							
<b>Bremssattel</b>							
200 (208.335)	100	06/97→06/02	←	☐		11.3571-8512.2	220316 ATE Ø 57 - Halter
200 Kompressor (208.344)	120	06/00→06/02				24.3571-8512.5	240492 ATE Ø 57 - Halter
200 Kompressor (208.345)	141	06/97→06/00	←	☐		24.3571-8511.5	240491 ATE Ø 57 - Halter
230 Kompressor (208.347)	142	06/97→06/00	→	☐; F 000851 / T 000001→		13.2361-8003.2	210220 ATE Ø 36
230 Kompressor (208.348)	145	06/00→06/02	→	☐; F 000851 / T 000001→		13.2361-8004.2	210221 ATE Ø 36
			→	☐; → F 000850		24.9238-8035.5	230025 ATE Ø 38
			→	☐; → F 000850		24.9238-8036.5	230026 ATE Ø 38
320 (208.365)	160	06/97→06/02	←	☐		11.3571-8509.2	220313 ATE Ø 57 - Halter
			←	☐		11.3571-8510.2	220314 ATE Ø 57 - Halter
			→	☐; F 196684 / T 098096→		13.9361-0035.2	210253 ATE Ø 36
			→	☐; F 196684 / T 098096→		13.9361-0036.2	210254 ATE Ø 36
			→	☐; → F 196683 / T 098095		24.9236-8001.5	230007 ATE Ø 36
			→	☐; → F 196683 / T 098095		24.9236-8002.5	230008 ATE Ø 36
430 (208.370)	205	07/98→06/02	←	☐		11.3571-8509.2	220313 ATE Ø 57 - Halter
			←	☐		11.3571-8510.2	220314 ATE Ø 57 - Halter
			←	☐; F129679→		11.9441-9971.2	220839 ATE Ø 44 - Halter
			←	☐; F129679→		11.9441-9972.2	220840 ATE Ø 44 - Halter
			←	☐; → F129678		13.4421-8010.2	210229 ATE Ø1 42 Ø2 38
			→	☐; F126679→		13.2421-8025.2	210061 ATE Ø 42
			→	☐; F126679→		13.2421-8026.2	210062 ATE Ø 42
			→	☐; → F 129678		24.9236-8001.5	230007 ATE Ø 36
			→	☐; → F 129678		24.9236-8002.5	230008 ATE Ø 36
55 AMG (208.374)	255	08/99→06/02	→	☐		13.2421-8025.2	210061 ATE Ø 42
			→	☐		13.2421-8026.2	210062 ATE Ø 42
<b>Halter, Bremssattel</b>							
200 (208.335)	100	06/97→06/02	←		2	11.8170-0401.1	260103 ATE
200 Kompressor (208.344)	120	06/00→06/02					
200 Kompressor (208.345)	141	06/97→06/00					
230 Kompressor (208.347)	142	06/97→06/00					
230 Kompressor (208.348)	145	06/00→06/02					
<b>Feder, Bremssattel</b>							
200 (208.335)	100	06/97→06/02	←		2	11.8116-0253.1	390512 ATE
200 Kompressor (208.344)	120	06/00→06/02					
200 Kompressor (208.345)	141	06/97→06/00					
230 Kompressor (208.347)	142	06/97→06/00					
230 Kompressor (208.348)	145	06/00→06/02					
320 (208.365)	160	06/97→06/02					
430 (208.370)	205	07/98→06/02		F129679→	2	11.8116-0133.1	390511 ATE
			←		2	11.8116-0253.1	390512 ATE
55 AMG (208.374)	255	08/99→06/02			2	11.8116-0133.1	390511 ATE
<b>Führungshülzensatz, Bremssattel</b>							
200 (208.335)	100	06/97→06/02	←			11.0101-5407.2	260011 ATE
200 Kompressor (208.344)	120	06/00→06/02					
200 Kompressor (208.345)	141	06/97→06/00					
230 Kompressor (208.347)	142	06/97→06/00					
↓							



	kW			 	! #		
<b>MERCEDES-BENZ - CLK (C208) 06/97→12/03</b>							
<b>Führungshülzensatz, Bremssattel</b>							
230 Kompressor (208.348)	145	06/00→06/02	←			11.0101-5407.2 260011	ATE
320 (208.365)	160	06/97→06/02					
430 (208.370)	205	07/98→06/02	←			11.0101-5407.2 260011	ATE
			←	F129679→		11.0101-7003.2 260124	ATE
<b>Führungsbolzen, Bremssattel</b>							
200 (208.335)	100	06/97→06/02	←			11.8171-0008.1 990049	ATE
200 Kompressor (208.344)	120	06/00→06/02					
200 Kompressor (208.345)	141	06/97→06/00					
230 Kompressor (208.347)	142	06/97→06/00					
230 Kompressor (208.348)	145	06/00→06/02					
320 (208.365)	160	06/97→06/02					
430 (208.370)	205	07/98→06/02		→ F129678		11.8171-0096.1 250155	ATE
				F129679→		11.8171-0096.1 250155	ATE
			←			11.8171-0008.1 990049	ATE
<b>Dichtungssatz, Bremssattel</b>							
200 (208.335)	100	06/97→06/02	←			11.0441-5703.2 250145	ATE
200 Kompressor (208.344)	120	06/00→06/02	→	F 000851 / T 000001→		13.0441-3609.2 250057	ATE
200 Kompressor (208.345)	141	06/97→06/00	→	→ F 000850		13.0441-3817.2 250071	ATE
230 Kompressor (208.347)	142	06/97→06/00					
230 Kompressor (208.348)	145	06/00→06/02					
320 (208.365)	160	06/97→06/02	←			11.0441-5703.2 250145	ATE
			→	→ F 196683 / T 098095		13.0441-3606.2 250147	ATE
			→	F 196684 / T 098096→		13.0441-3609.2 250057	ATE
430 (208.370)	205	07/98→06/02	←			11.0441-5703.2 250145	ATE
			←	→ F129678		13.0441-4214.2 250091	ATE
			→	→ F 129678		13.0441-3606.2 250147	ATE
			→	F126679→		13.0441-4216.2 250093	ATE
55 AMG (208.374)	255	08/99→06/02	→			13.0441-4216.2 250093	ATE
<b>Schraube, Bremssattel</b>							
200 (208.335)	100	06/97→06/02	←		4	13.8190-0330.1 990134	M12x1,5
200 Kompressor (208.344)	120	06/00→06/02					
200 Kompressor (208.345)	141	06/97→06/00					
230 Kompressor (208.347)	142	06/97→06/00					
230 Kompressor (208.348)	145	06/00→06/02					
320 (208.365)	160	06/97→06/02					
55 AMG (208.374)	255	08/99→06/02					
430 (208.370)	205	07/98→06/02	←	→ F129678	4	13.8190-0330.1 990134	M12x1,5
			←	F129679→	4	13.8190-0330.1 990134	M12x1,5
			←	für Australien	4	13.8190-0330.1 990134	M12x1,5
<b>Bremsschlauch</b>							
200 (208.335)	100	06/97→06/02	←		2	83.7705-0386.3 330828	L= 385
200 Kompressor (208.344)	120	06/00→06/02	→		2	24.5123-0281.3 330877	L= 280
200 Kompressor (208.345)	141	06/97→06/00					
230 Kompressor (208.347)	142	06/97→06/00					
230 Kompressor (208.348)	145	06/00→06/02					
320 (208.365)	160	06/97→06/02					
430 (208.370)	205	07/98→06/02					
55 AMG (208.374)	255	08/99→06/02					

	kw			 	! #		
<b>MERCEDES-BENZ - CLK (C209) 06/02→05/09</b>							
<b> Bremssattel</b>							
200 CGI (209.343) 200 Kompressor (209.342)	125	07/03→05/09 09/02→05/09	←	 ; → 04/09; für Fahrzeuge ohne Sportpaket / für Fahrzeuge ohne AMG-Sportpaket	24.3571-1739.5	240944	TRW Ø 57 - Halter
	120		←	 ; → 04/09; für Fahrzeuge ohne Sportpaket / für Fahrzeuge ohne AMG-Sportpaket	24.3571-1740.5	240945	TRW Ø 57 - Halter
			→	 ; → 04/09; für Fahrzeuge ohne Sportpaket / für Fahrzeuge ohne AMG-Sportpaket	13.9361-0023.2	210241	ATE Ø 36
			→	 ; → 04/09; für Fahrzeuge ohne Sportpaket / für Fahrzeuge ohne AMG-Sportpaket	13.9361-0024.2	210242	ATE Ø 36
			→	 ; → 04/09; für Fahrzeuge mit Sportpaket / für Fahr- zeuge mit AMG-Sportpaket	13.9361-0035.2	210253	ATE Ø 36
			→	 ; → 04/09; für Fahrzeuge mit Sportpaket / für Fahr- zeuge mit AMG-Sportpaket	13.9361-0036.2	210254	ATE Ø 36
200 Kompressor (209.341) 270 CDI (209.316)	135	10/06→05/09	←	 ; → 04/09; für Fahrzeuge ohne Sportpaket / für Fahrzeuge ohne AMG-Sportpaket	24.3571-1721.5	240910	TRW Ø 57 - Halter
	125	10/02→05/09	←	 ; → 04/09; für Fahrzeuge ohne Sportpaket / für Fahrzeuge ohne AMG-Sportpaket	24.3571-1722.7	220556	TRW Ø 57 - Halter
			→	 ; → 04/09	13.9361-0035.2	210253	ATE Ø 36
			→	 ; → 04/09	13.9361-0036.2	210254	ATE Ø 36
220 CDI (209.308) 220 CDI (209.308)	100	01/05→05/09 01/05→05/09	←	 ; 05/05→ 04/09; für Fahrzeuge ohne Sportpaket / für Fahrzeuge ohne AMG-Sportpaket	24.3571-1739.5	240944	TRW Ø 57 - Halter
	110		←	 ; 05/05→ 04/09; für Fahrzeuge ohne Sportpaket / für Fahrzeuge ohne AMG-Sportpaket	24.3571-1740.5	240945	TRW Ø 57 - Halter
			→	 ; 05/05→ 04/09; für Fahrzeuge ohne Sportpaket / für Fahrzeuge ohne AMG-Sportpaket	13.9361-0023.2	210241	ATE Ø 36
			→	 ; 05/05→ 04/09; für Fahrzeuge ohne Sportpaket / für Fahrzeuge ohne AMG-Sportpaket	13.9361-0024.2	210242	ATE Ø 36
			→	 ; 05/05→ 04/09; für Fahrzeuge mit Sportpaket / für Fahr- zeuge mit AMG-Sportpaket	13.9361-0035.2	210253	ATE Ø 36
			→	 ; 05/05→ 04/09; für Fahrzeuge mit Sportpaket / für Fahr- zeuge mit AMG-Sportpaket	13.9361-0036.2	210254	ATE Ø 36
240 (209.361) 240 (209.361) 320 (209.365)	120	06/02→05/09	←	 ; → 04/09	24.3571-1721.5	240910	TRW Ø 57 - Halter
	125	06/02→05/09	←	 ; → 04/09	24.3571-1722.7	220556	TRW Ø 57 - Halter
	160	06/02→05/09	→	 ; → 04/09	13.9361-0035.2	210253	ATE Ø 36
			→	 ; → 04/09	13.9361-0036.2	210254	ATE Ø 36
270 CDI (209.316)	120	02/03→06/05	←	 ; für Fahrzeuge ohne Sportpaket / für Fahrzeuge ohne AMG-Sportpaket	24.3571-1721.5	240910	TRW Ø 57 - Halter
			←	 ; für Fahrzeuge ohne Sportpaket / für Fahrzeuge ohne AMG-Sportpaket	24.3571-1722.7	220556	TRW Ø 57 - Halter
			→		13.9361-0035.2	210253	ATE Ø 36
			→		13.9361-0036.2	210254	ATE Ø 36
280 (209.354)	170	01/05→05/09	←	 ; 05/05→ 04/09; für Fahrzeuge ohne Sportpaket / für Fahrzeuge ohne AMG-Sportpaket	24.3571-1721.5	240910	TRW Ø 57 - Halter
			←	 ; 05/05→ 04/09; für Fahrzeuge ohne Sportpaket / für Fahrzeuge ohne AMG-Sportpaket	24.3571-1722.7	220556	TRW Ø 57 - Halter
			→	 ; 05/05→ 04/09	13.9361-0035.2	210253	ATE Ø 36
			→	 ; 05/05→ 04/09	13.9361-0036.2	210254	ATE Ø 36
320 CDI (209.320) 350 (209.356)	165	01/05→05/09	→	 ; 05/05→ 04/09	13.9361-0035.2	210253	ATE Ø 36
	200	01/05→05/09	→	 ; 05/05→ 04/09	13.9361-0036.2	210254	ATE Ø 36
<b>Dichtungssatz, Bremssattel</b>							
200 CGI (209.343) 200 Kompressor (209.341) ↓	125 135	07/03→05/09 10/06→05/09	→	→ 04/09	13.0441-3609.2	250057	ATE


**MERCEDES-BENZ - CLK (C209) 06/02→05/09**

**Dichtungssatz, Bremssattel**

200 Kompressor (209.342)	120	09/02→05/09	➔	→ 04/09		13.0441-3609.2	250057	ATE
240 (209.361)	120	06/02→05/09						
240 (209.361)	125	06/02→05/09						
270 CDI (209.316)	125	10/02→05/09						
320 (209.365)	160	06/02→05/09						
220 CDI (209.308)	100	01/05→05/09	➔	05/05→ 04/09		13.0441-3609.2	250057	ATE
220 CDI (209.308)	110	01/05→05/09						
280 (209.354)	170	01/05→05/09						
320 CDI (209.320)	165	01/05→05/09						
350 (209.356)	200	01/05→05/09						
270 CDI (209.316)	120	02/03→06/05	➔			13.0441-3609.2	250057	ATE
500 (209.372)	285	06/06→05/09	➔	→ 04/09		13.0441-4216.2	250093	ATE
500 (209.375)	225	06/02→05/09						
55 AMG (209.376)	270	09/02→05/09	➔	→ F 123374		13.0441-4216.2	250093	ATE


**Zubehörsatz, Bremssattel**

200 CGI (209.343)	125	07/03→05/09	➔	→ 04/09		24.0101-3803.2	260101	TRW
200 Kompressor (209.342)	120	09/02→05/09						
220 CDI (209.308)	100	01/05→05/09	➔	05/05→ 04/09		24.0101-3803.2	260101	TRW
220 CDI (209.308)	110	01/05→05/09						

 **Bremsschlauch**








200 CGI (209.343)	125	07/03→05/09	➔	→ 04/09	2	83.7705-0386.3	330828	L= 385
200 Kompressor (209.341)	135	10/06→05/09	➔	→ 04/09	2	24.5123-0281.3	330877	L= 280
200 Kompressor (209.342)	120	09/02→05/09						
240 (209.361)	120	06/02→05/09						
240 (209.361)	125	06/02→05/09						
270 CDI (209.316)	125	10/02→05/09						
320 (209.365)	160	06/02→05/09						
500 (209.372)	285	06/06→05/09						
500 (209.375)	225	06/02→05/09						
55 AMG (209.376)	270	09/02→05/09						
63 AMG (209.377)	354	04/06→05/09						
63 AMG (209.377)	373	05/07→05/09						
220 CDI (209.308)	100	01/05→05/09	➔	05/05→ 04/09	2	83.7705-0386.3	330828	L= 385
220 CDI (209.308)	110	01/05→05/09	➔	05/05→ 04/09	2	24.5123-0281.3	330877	L= 280
280 (209.354)	170	01/05→05/09						
320 CDI (209.320)	165	01/05→05/09						
350 (209.356)	200	01/05→05/09						
270 CDI (209.316)	120	02/03→06/05	➔		2	83.7705-0386.3	330828	L= 385
			➔		2	24.5123-0281.3	330877	L= 280

**MERCEDES-BENZ - CLK Cabriolet (A208) 03/98→03/02**








 **Bremssattel**








200 (208.435)	100	03/98→03/02	➔	☐; 06/98→		11.3571-8512.2	220316	ATE Ø 57 - Halter
			➔	☐; 06/98→		24.3571-8512.5	240492	ATE Ø 57 - Halter
			➔	☐; 06/98→		24.3571-8511.5	240491	ATE Ø 57 - Halter
			➔	☐; 06/98→		13.2361-8003.2	210220	ATE Ø 36
200 Kompressor (208.444)	120	06/00→03/02	➔	☐		11.3571-8509.2	220313	ATE Ø 57 - Halter
			➔	☐		11.3571-8510.2	220314	ATE Ø 57 - Halter
			➔	☐; F 196684 / T 098096→		13.9361-0035.2	210253	ATE Ø 36
			➔	☐; F 196684 / T 098096→		13.9361-0036.2	210254	ATE Ø 36
			➔	☐; → F 196683 / T 098095		24.9236-8001.5	230007	ATE Ø 36
			➔	☐; → F 196683 / T 098095		24.9236-8002.5	230008	ATE Ø 36
200 Kompressor (208.445)	141	03/98→06/00	➔	☐; 06/98→		11.3571-8509.2	220313	ATE Ø 57 - Halter
			➔	☐; 06/98→		11.3571-8510.2	220314	ATE Ø 57 - Halter
230 Kompressor (208.447)	142	03/98→06/00	➔	☐; F 196684 / T 098096→		13.9361-0035.2	210253	ATE Ø 36
			➔	☐; F 196684 / T 098096→		13.9361-0036.2	210254	ATE Ø 36
			➔	☐; 06/98→; → F 196683 / T 098095		24.9236-8001.5	230007	ATE Ø 36
			➔	☐; 06/98→; → F 196683 / T 098095		24.9236-8002.5	230008	ATE Ø 36
320 (208.465)	160	03/98→03/02	➔	☐; 06/99→		11.9441-9971.2	220839	ATE Ø 44 - Halter
			➔	☐; 06/99→		11.9441-9972.2	220840	ATE Ø 44 - Halter
			➔	☐; 06/99→		13.2421-8025.2	210061	ATE Ø 42








↓










	kW					! #		
<b>MERCEDES-BENZ - CLK Cabriolet (A208) 03/98→03/02</b>								
<b>Bremssattel</b>								
430 (208.470)	205	09/98→03/02	➔	☐; 06/99→			13.2421-8026.2 210062	ATE Ø 42
55 AMG (208.474)	255	01/00→03/02	➔	☐			13.2421-8025.2 210061	ATE Ø 42
			➔	☐			13.2421-8026.2 210062	ATE Ø 42
<b>Halter, Bremssattel</b>								
200 (208.435)	100	03/98→03/02	➔	06/98→	2	11.8170-0401.1 260103		ATE
<b>Feder, Bremssattel</b>								
200 (208.435)	100	03/98→03/02	➔	06/98→	2	11.8116-0253.1 390512		ATE
200 Kompressor (208.445)	141	03/98→06/00	➔					
230 Kompressor (208.447)	142	03/98→06/00	➔					
320 (208.465)	160	03/98→03/02	➔					
200 Kompressor (208.444)	120	06/00→03/02	➔		2	11.8116-0253.1 390512		ATE
230 Kompressor (208.448)	145	06/00→03/02	➔					
430 (208.470)	205	09/98→03/02		06/99→	2	11.8116-0133.1 390511		ATE
55 AMG (208.474)	255	01/00→03/02			2	11.8116-0133.1 390511		ATE
<b>Führungshülzensatz, Bremssattel</b>								
200 (208.435)	100	03/98→03/02	➔	06/98→		11.0101-5407.2 260011		ATE
200 Kompressor (208.445)	141	03/98→06/00	➔					
230 Kompressor (208.447)	142	03/98→06/00	➔					
320 (208.465)	160	03/98→03/02	➔					
200 Kompressor (208.444)	120	06/00→03/02	➔			11.0101-5407.2 260011		ATE
230 Kompressor (208.448)	145	06/00→03/02	➔					
430 (208.470)	205	09/98→03/02	➔	06/99→		11.0101-7003.2 260124		ATE
<b>Führungsbolzen, Bremssattel</b>								
200 (208.435)	100	03/98→03/02		06/98→		11.8171-0008.1 990049		ATE
200 Kompressor (208.445)	141	03/98→06/00						
230 Kompressor (208.447)	142	03/98→06/00						
320 (208.465)	160	03/98→03/02						
200 Kompressor (208.444)	120	06/00→03/02				11.8171-0008.1 990049		ATE
230 Kompressor (208.448)	145	06/00→03/02						
430 (208.470)	205	09/98→03/02		06/99→		11.8171-0008.1 990049		ATE
<b>Dichtungssatz, Bremssattel</b>								
200 (208.435)	100	03/98→03/02	➔	06/98→		11.0441-5703.2 250145		ATE
			➔	06/98→		13.0441-3609.2 250057		ATE
200 Kompressor (208.444)	120	06/00→03/02	➔			11.0441-5703.2 250145		ATE
			➔	→ F 196683 / T 098095		13.0441-3606.2 250147		ATE
230 Kompressor (208.448)	145	06/00→03/02	➔	F 196684 / T 098096→		13.0441-3609.2 250057		ATE
200 Kompressor (208.445)	141	03/98→06/00	➔	06/98→		11.0441-5703.2 250145		ATE
230 Kompressor (208.447)	142	03/98→06/00	➔	06/98→; → F 196683 / T 098095		13.0441-3606.2 250147		ATE
320 (208.465)	160	03/98→03/02	➔	F 196684 / T 098096→		13.0441-3609.2 250057		ATE
430 (208.470)	205	09/98→03/02	➔	06/99→		13.0441-4216.2 250093		ATE
55 AMG (208.474)	255	01/00→03/02	➔			13.0441-4216.2 250093		ATE
<b>Schraube, Bremssattel</b>								
200 (208.435)	100	03/98→03/02	➔	06/98→	4	13.8190-0330.1 990134		M12x1,5
200 Kompressor (208.444)	120	06/00→03/02			4	13.8190-0330.1 990134		M12x1,5
230 Kompressor (208.448)	145	06/00→03/02						
200 Kompressor (208.445)	141	03/98→06/00		06/98→	4	13.8190-0330.1 990134		M12x1,5
230 Kompressor (208.447)	142	03/98→06/00						
320 (208.465)	160	03/98→03/02						
↓								



















	kw					! #		
<b>MERCEDES-BENZ - CLK Cabriolet (A208) 03/98→03/02</b>								
<b>Schraube, Bremssattel</b>								
430 (208.470)	205	09/98→03/02	←	06/99→		4	13.8190-0330.1 990134	M12x1,5
55 AMG (208.474)	255	01/00→03/02	←			4	13.8190-0330.1 990134	M12x1,5
<b>Bremsschlauch</b>								
200 (208.435)	100	03/98→03/02	←	06/98→		2	83.7705-0386.3 330828	L= 385
200 Kompressor (208.445)	141	03/98→06/00	→	06/98→		2	24.5123-0281.3 330877	L= 280
230 Kompressor (208.447)	142	03/98→06/00						
320 (208.465)	160	03/98→03/02						
200 Kompressor (208.444)	120	06/00→03/02	←			2	83.7705-0386.3 330828	L= 385
230 Kompressor (208.448)	145	06/00→03/02	→			2	24.5123-0281.3 330877	L= 280
55 AMG (208.474)	255	01/00→03/02						
430 (208.470)	205	09/98→03/02	←	06/99→		2	83.7705-0386.3 330828	L= 385
			→	06/99→		2	24.5123-0281.3 330877	L= 280
<b>MERCEDES-BENZ - CLK Cabriolet (A209) 02/03→03/10</b>								
<b>Bremssattel</b>								
CLK 200 CGI (209.343)	125	07/03→03/10	←	☐; → 12/09			24.3571-1739.5 240944	TRW Ø 57 - Halter
			←	☐; → 12/09			24.3571-1740.5 240945	TRW Ø 57 - Halter
			→	☐; → 12/09			13.9361-0023.2 210241	ATE Ø 36
			→	☐; → 12/09			13.9361-0024.2 210242	ATE Ø 36
CLK 200 Kompressor (209.441)	135	10/06→03/10	←	☐; → 12/09; für Fahrzeuge ohne Sportpaket / für Fahrzeuge ohne AMG-Sportpaket			24.3571-1721.5 240910	TRW Ø 57 - Halter
			←	☐; → 12/09; für Fahrzeuge ohne Sportpaket / für Fahrzeuge ohne AMG-Sportpaket			24.3571-1722.7 220556	TRW Ø 57 - Halter
			→	☐; → 12/09			13.9361-0035.2 210253	ATE Ø 36
			→	☐; → 12/09			13.9361-0036.2 210254	ATE Ø 36
CLK 200 Kompressor (209.442)	120	02/03→03/10	←	☐; 05/03→ 12/09; für Fahrzeuge ohne Sportpaket / für Fahrzeuge ohne AMG-Sportpaket			24.3571-1721.5 240910	TRW Ø 57 - Halter
			←	☐; 05/03→ 12/09; für Fahrzeuge ohne Sportpaket / für Fahrzeuge ohne AMG-Sportpaket			24.3571-1722.7 220556	TRW Ø 57 - Halter
			→	☐; 05/03→ 12/09			13.9361-0035.2 210253	ATE Ø 36
			→	☐; 05/03→ 12/09			13.9361-0036.2 210254	ATE Ø 36
CLK 240 (209.461) CLK 320 (209.465)	125 160	02/03→03/10 02/03→03/10	←	☐; 05/03→ 12/09			24.3571-1721.5 240910	TRW Ø 57 - Halter
			←	☐; 05/03→ 12/09			24.3571-1722.7 220556	TRW Ø 57 - Halter
			→	☐; 05/03→ 12/09			13.9361-0035.2 210253	ATE Ø 36
			→	☐; 05/03→ 12/09			13.9361-0036.2 210254	ATE Ø 36
CLK 280 (209.454)	170	01/05→03/10	←	☐; 05/05→ 12/09; für Fahrzeuge ohne Sportpaket / für Fahrzeuge ohne AMG-Sportpaket			24.3571-1721.5 240910	TRW Ø 57 - Halter
			←	☐; 05/05→ 12/09; für Fahrzeuge ohne Sportpaket / für Fahrzeuge ohne AMG-Sportpaket			24.3571-1722.7 220556	TRW Ø 57 - Halter
			→	☐; 05/05→ 12/09			13.9361-0035.2 210253	ATE Ø 36
			→	☐; 05/05→ 12/09			13.9361-0036.2 210254	ATE Ø 36
CLK 320 CDI (209.420) CLK 350 (209.456)	165 200	03/05→03/10 01/05→03/10	→	☐; 05/05→ 12/09			13.9361-0035.2 210253	ATE Ø 36
			→	☐; 05/05→ 12/09			13.9361-0036.2 210254	ATE Ø 36
<b>Dichtungssatz, Bremssattel</b>								
CLK 200 CGI (209.343) CLK 200 Kompressor (209.441)	125 135	07/03→03/10 10/06→03/10	→	→ 12/09			13.0441-3609.2 250057	ATE
CLK 200 Kompressor (209.442) CLK 240 (209.461) CLK 320 (209.465)	120 125 160	02/03→03/10 02/03→03/10 02/03→03/10	→	05/03→ 12/09			13.0441-3609.2 250057	ATE
CLK 280 (209.454) CLK 320 CDI (209.420) CLK 350 (209.456)	170 165 200	01/05→03/10 03/05→03/10 01/05→03/10	→	05/05→ 12/09			13.0441-3609.2 250057	ATE
CLK 500 (209.472)	285	06/06→03/10	→	→ 12/09			13.0441-4216.2 250093	ATE
↓								

	kW			 	! #		
<b>MERCEDES-BENZ - CLK Cabriolet (A209) 02/03→03/10</b>							
<b>Dichtungssatz, Bremssattel</b>							
CLK 500 (209.475)	225	02/03→03/10	➡	05/03→ 12/09		13.0441-4216.2 250093	ATE
CLK 55 AMG (209.476)	270	02/03→03/10	➡	05/03→; → T 033979 / F 123374		13.0441-4216.2 250093	ATE
<b>Zubehörsatz, Bremssattel</b>							
CLK 200 CGI (209.343)	125	07/03→03/10	⬅	→ 12/09		24.0101-3803.2 260101	TRW
<b>Bremsschlauch</b>							
CLK 200 CGI (209.343)	125	07/03→03/10	⬅	→ 12/09	2	83.7705-0386.3 330828	L= 385
CLK 200 Kompressor (209.441)	135	10/06→03/10	➡	→ 12/09	2	24.5123-0281.3 330877	L= 280
CLK 500 (209.472)	285	06/06→03/10					
CLK 63 AMG (209.477)	354	04/06→03/10					
CLK 200 Kompressor (209.442)	120	02/03→03/10	⬅	05/03→ 12/09	2	83.7705-0386.3 330828	L= 385
CLK 240 (209.461)	125	02/03→03/10	➡	05/03→ 12/09	2	24.5123-0281.3 330877	L= 280
CLK 320 (209.465)	160	02/03→03/10					
CLK 500 (209.475)	225	02/03→03/10					
CLK 55 AMG (209.476)	270	02/03→03/10					
CLK 280 (209.454)	170	01/05→03/10	⬅	05/05→ 12/09	2	83.7705-0386.3 330828	L= 385
CLK 320 CDI (209.420)	165	03/05→03/10					
CLK 350 (209.456)	200	01/05→03/10	➡	05/05→ 12/09	2	24.5123-0281.3 330877	L= 280
<b>MERCEDES-BENZ - CLS (C218) 10/10→</b>							
<b>Bremssattel</b>							
CLS 220 BlueTEC / d (218.301)	120	05/14→	⬅	☐		24.3606-1711.5 240780	TRW Ø 60 - Halter
CLS 220 BlueTEC / d (218.301)	125	05/14→	⬅	☐		24.3606-1712.5 240781	TRW Ø 60 - Halter
CLS 220 BlueTEC / d (218.301)	130	05/14→	➡	☐		24.3426-9989.5 240647	ATE Ø 42 - Halter
CLS 250 CDI / BlueTEC / d (218.303, 218.304)	150	04/11→	➡	☐		24.3426-9990.5 240648	ATE Ø 42 - Halter
CLS 250 BlueTEC / d 4-matic (218.397)	150	05/14→	⬅	☐		24.3601-1721.5 240629	TRW Ø 60 - Halter
			⬅	☐		24.3601-1722.5 240630	TRW Ø 60 - Halter
			➡	☐		24.3426-9989.5 240647	ATE Ø 42 - Halter
			➡	☐		24.3426-9990.5 240648	ATE Ø 42 - Halter
CLS 350 (218.359)	225	01/11→	⬅	☐		24.3606-1711.5 240780	TRW Ø 60 - Halter
CLS 350 BlueTEC / d (218.326)	190	06/14→	⬅	☐		24.3606-1712.5 240781	TRW Ø 60 - Halter
CLS 350 CDI / d (218.323)	195	01/11→	➡	☐		24.3426-9991.5 240954	ATE Ø 42 - Halter
CLS 350 BlueTEC / d (218.326)	185	11/12→	⬅	☐; 01/13→		24.3606-1711.5 240780	TRW Ø 60 - Halter
			⬅	☐; 01/13→		24.3606-1712.5 240781	TRW Ø 60 - Halter
			➡	☐; 01/13→		24.3426-9991.5 240954	ATE Ø 42 - Halter
CLS 350 BlueTEC / d 4-matic (218.394)	185	11/12→	⬅	☐; 01/13→		24.3601-1721.5 240629	TRW Ø 60 - Halter
			⬅	☐; 01/13→		24.3601-1722.5 240630	TRW Ø 60 - Halter
			➡	☐; 01/13→		24.3426-9991.5 240954	ATE Ø 42 - Halter
CLS 350 CDI / d 4-matic (218.393)	195	09/11→	⬅	☐		24.3601-1721.5 240629	TRW Ø 60 - Halter
CLS 350 d 4-matic (218.394)	190	04/15→	⬅	☐		24.3601-1722.5 240630	TRW Ø 60 - Halter
			➡	☐		24.3426-9991.5 240954	ATE Ø 42 - Halter
CLS 400 (218.361)	245	07/14→	➡	☐		24.3426-9991.5 240954	ATE Ø 42 - Halter
CLS 400 (218.365)	245	05/14→					
CLS 400 4-matic (218.367)	245	05/14→					
CLS 400 4-matic (218.368)	245	07/14→					
CLS 500 (218.373)	300	02/11→	➡	☐		11.9426-9959.2 220801	ATE Ø 42 - Halter
CLS 500 4-matic (218.391)	300	09/11→	➡	☐		11.9426-9960.2 220802	ATE Ø 42 - Halter
<b>Feder, Bremssattel</b>							
CLS 220 BlueTEC / d (218.301)	120	05/14→			2	11.8116-0087.2 390607	ATE
CLS 220 BlueTEC / d (218.301)	125	05/14→					
CLS 220 BlueTEC / d (218.301)	130	05/14→					
CLS 250 BlueTEC / d 4-matic (218.397)	150	05/14→					
↓							

	kW			 	! #		
<b>MERCEDES-BENZ - CLS (C218) 10/10→</b>							
<b>Feder, Bremssattel</b>							
CLS 250 CDI / BlueTEC / d (218.303, 218.304)	150	04/11→			2	11.8116-0087.2 390607	ATE
CLS 350 (218.359)	225	01/11→					
CLS 350 BlueTEC / d (218.326)	190	06/14→					
CLS 350 CDI / d (218.323)	195	01/11→					
CLS 350 CDI / d 4-matic (218.393)	195	09/11→					
CLS 350 d 4-matic (218.394)	190	04/15→					
CLS 400 (218.361)	245	07/14→					
CLS 400 (218.365)	245	05/14→					
CLS 400 4-matic (218.367)	245	05/14→					
CLS 400 4-matic (218.368)	245	07/14→					
CLS 500 (218.373)	300	02/11→					
CLS 500 4-matic (218.391)	300	09/11→					
CLS 350 BlueTEC / d (218.326)	185	11/12→		01/13→	2	11.8116-0087.2 390607	ATE
CLS 350 BlueTEC / d 4-matic (218.394)	185	11/12→					
<b>Führungshülzensatz, Bremssattel</b>							
CLS 350 (218.359)	225	01/11→	➔			11.0101-5407.2 260011	ATE
CLS 350 BlueTEC / d (218.326)	190	06/14→					
CLS 350 CDI / d (218.323)	195	01/11→					
CLS 350 CDI / d 4-matic (218.393)	195	09/11→					
CLS 350 d 4-matic (218.394)	190	04/15→					
CLS 400 (218.361)	245	07/14→					
CLS 400 (218.365)	245	05/14→					
CLS 400 4-matic (218.367)	245	05/14→					
CLS 400 4-matic (218.368)	245	07/14→					
CLS 500 (218.373)	300	02/11→					
CLS 500 4-matic (218.391)	300	09/11→					
CLS 350 BlueTEC / d (218.326)	185	11/12→	➔	01/13→		11.0101-5407.2 260011	ATE
CLS 350 BlueTEC / d 4-matic (218.394)	185	11/12→					
<b>Führungsbolzen, Bremssattel</b>							
CLS 350 (218.359)	225	01/11→				11.8171-0008.1 990049	ATE
CLS 350 BlueTEC / d (218.326)	190	06/14→					
CLS 350 CDI / d (218.323)	195	01/11→					
CLS 350 CDI / d 4-matic (218.393)	195	09/11→					
CLS 350 d 4-matic (218.394)	190	04/15→					
CLS 400 (218.361)	245	07/14→					
CLS 400 (218.365)	245	05/14→					
CLS 400 4-matic (218.367)	245	05/14→					
CLS 400 4-matic (218.368)	245	07/14→					
CLS 500 (218.373)	300	02/11→					
CLS 500 4-matic (218.391)	300	09/11→					
CLS 350 BlueTEC / d (218.326)	185	11/12→		01/13→		11.8171-0008.1 990049	ATE
CLS 350 BlueTEC / d 4-matic (218.394)	185	11/12→					
<b>Bremsschlauch</b>							
CLS 220 BlueTEC / d (218.301)	120	05/14→	←		2	24.5148-0406.3 331478	L= 402
CLS 220 BlueTEC / d (218.301)	125	05/14→					
CLS 220 BlueTEC / d (218.301)	130	05/14→					
↓							

	kW			 	! #		
<b>MERCEDES-BENZ - CLS (C218) 10/10→</b>							
 <b>Bremsschlauch</b>							
CLS 250 CDI / BlueTEC / d (218.303, 218.304)	150	04/11→	←		2	24.5148-0406.3 331478	L= 402
CLS 350 (218.359)	225	01/11→					
CLS 350 BlueTEC / d (218.326)	190	06/14→					
CLS 350 CDI / d (218.323)	195	01/11→					
CLS 400 (218.361)	245	07/14→					
CLS 400 (218.365)	245	05/14→					
CLS 500 (218.373)	300	02/11→					
CLS 500 4-matic (218.391)	300	09/11→					
CLS 250 BlueTEC / d 4-matic (218.397)	150	05/14→	←		2	83.7713-0487.3 331342	L= 488
CLS 350 CDI / d 4-matic (218.393)	195	09/11→					
CLS 350 d 4-matic (218.394)	190	04/15→					
CLS 400 4-matic (218.367)	245	05/14→					
CLS 400 4-matic (218.368)	245	07/14→					
CLS 350 BlueTEC / d (218.326)	185	11/12→	←	01/13→	2	24.5148-0406.3 331478	L= 402
CLS 350 BlueTEC / d 4-matic (218.394)	185	11/12→	←	01/13→	2	83.7713-0487.3 331342	L= 488
<b>MERCEDES-BENZ - CLS (C219) 10/04→02/11</b>							
 <b>Bremssattel</b>							
CLS 280 (219.354)	170	07/08→12/10	→	☐; → 10/10		24.3426-9991.5 240954	ATE Ø 42 - Halter
CLS 300 (219.354)	170	04/09→12/10					
CLS 350 (219.356)	200	10/04→12/10					
CLS 350 (219.357)	215	04/06→12/10					
CLS 350 CDI	200	04/09→12/10					
CLS 350 CDI (219.322)	165	04/09→12/10					
CLS 500 (219.375)	225	10/04→12/10					
CLS 320 CDI	155	01/05→12/10	→	☐; 05/05→ 10/10		24.3426-9991.5 240954	ATE Ø 42 - Halter
CLS 320 CDI (219.322)	165	01/05→12/10					
CLS 500 (219.372)	285	04/06→12/10	→	☐; → 10/10		11.9426-9959.2 220801	ATE Ø 42 - Halter
			→	☐; → 10/10		11.9426-9960.2 220802	ATE Ø 42 - Halter
<b>Halter, Bremssattel</b>							
CLS 280 (219.354)	170	07/08→12/10	→	→ 10/10		11.8170-0611.1 260116	ATE
CLS 300 (219.354)	170	04/09→12/10					
CLS 350 (219.356)	200	10/04→12/10					
CLS 350 (219.357)	215	04/06→12/10					
CLS 350 CDI	200	04/09→12/10					
CLS 350 CDI (219.322)	165	04/09→12/10					
CLS 500 (219.375)	225	10/04→12/10					
CLS 320 CDI	155	01/05→12/10	→	05/05→ 10/10		11.8170-0611.1 260116	ATE
CLS 320 CDI (219.322)	165	01/05→12/10					
<b>Feder, Bremssattel</b>							
CLS 280 (219.354)	170	07/08→12/10		→ 10/10	2	11.8116-0323.1 390459	ATE
CLS 300 (219.354)	170	04/09→12/10					
CLS 350 (219.356)	200	10/04→12/10					
CLS 350 (219.357)	215	04/06→12/10					
CLS 350 CDI	200	04/09→12/10					
CLS 350 CDI (219.322)	165	04/09→12/10					
CLS 500 (219.375)	225	10/04→12/10					
CLS 320 CDI	155	01/05→12/10		05/05→ 10/10	2	11.8116-0323.1 390459	ATE
CLS 320 CDI (219.322)	165	01/05→12/10					
CLS 500 (219.372)	285	04/06→12/10		→ 10/10	2	11.8116-0086.2 390606	ATE
<b>Führungshülzensatz, Bremssattel</b>							
CLS 280 (219.354)	170	07/08→12/10	→	→ 10/10		11.0101-4202.2 260094	ATE
CLS 300 (219.354)	170	04/09→12/10					
CLS 350 CDI	200	04/09→12/10					
CLS 350 CDI (219.322)	165	04/09→12/10					
CLS 320 CDI	155	01/05→12/10	→	05/05→ 10/10		11.0101-4202.2 260094	ATE
CLS 320 CDI (219.322)	165	01/05→12/10					
CLS 350 (219.356)	200	10/04→12/10	→	→ 10/10		11.0101-5407.2 260011	ATE
CLS 350 (219.357)	215	04/06→12/10					
CLS 500 (219.372)	285	04/06→12/10					
CLS 500 (219.375)	225	10/04→12/10					
↓							

	kW			 	! #		
<b>MERCEDES-BENZ - CLS (C219) 10/04→02/11</b>							
<b>Führungsbolzen, Bremsattel</b>							
CLS 350 (219.356)	200	10/04→12/10	←	→ 10/10		11.8171-0008.1	990049 ATE
CLS 350 (219.357)	215	04/06→12/10					
CLS 500 (219.375)	225	10/04→12/10					
CLS 500 (219.372)	285	04/06→12/10		→ 10/10		11.8171-0008.1	990049 ATE
<b>Dichtungssatz, Bremsattel</b>							
CLS 280 (219.354)	170	07/08→12/10	←	→ 10/10		11.0441-4203.2	250013 ATE
CLS 300 (219.354)	170	04/09→12/10					
CLS 350 CDI	200	04/09→12/10					
CLS 350 CDI (219.322)	165	04/09→12/10					
CLS 320 CDI	155	01/05→12/10	←	05/05→ 10/10		11.0441-4203.2	250013 ATE
CLS 320 CDI (219.322)	165	01/05→12/10					
<b>Schraube, Bremsattel</b>							
CLS 280 (219.354)	170	07/08→12/10		→ 10/10	4	13.8190-0330.1	990134 M12x1,5
CLS 300 (219.354)	170	04/09→12/10					
CLS 350 (219.356)	200	10/04→12/10					
CLS 350 (219.357)	215	04/06→12/10					
CLS 350 CDI	200	04/09→12/10					
CLS 350 CDI (219.322)	165	04/09→12/10					
CLS 500 (219.375)	225	10/04→12/10					
CLS 55 AMG (219.376)	350	01/05→12/10					
CLS 320 CDI	155	01/05→12/10		05/05→ 10/10	4	13.8190-0330.1	990134 M12x1,5
CLS 320 CDI (219.322)	165	01/05→12/10					
<b> Bremschlauch</b>							
CLS 280 (219.354)	170	07/08→12/10	←	→ 10/10	2	24.5123-0380.3	331256 L= 380
CLS 300 (219.354)	170	04/09→12/10					
CLS 350 (219.356)	200	10/04→12/10	→	→ 10/10	2	24.5238-0255.3	330674 L= 255
CLS 350 (219.357)	215	04/06→12/10					
CLS 350 CDI	200	04/09→12/10					
CLS 350 CDI (219.322)	165	04/09→12/10					
CLS 500 (219.372)	285	04/06→12/10					
CLS 500 (219.375)	225	10/04→12/10					
CLS 55 AMG (219.376)	350	01/05→12/10					
CLS 63 AMG (219.377)	378	04/06→12/10					
CLS 320 CDI	155	01/05→12/10	←	05/05→ 10/10	2	24.5123-0380.3	331256 L= 380
CLS 320 CDI (219.322)	165	01/05→12/10	→	05/05→ 10/10	2	24.5238-0255.3	330674 L= 255
<b>MERCEDES-BENZ - CLS Shooting Brake (X218) 10/12→</b>							
<b> Bremsattel</b>							
CLS 220 BlueTEC / d (218.901)	120	05/14→	←	☐		24.3606-1711.5	240780 TRW Ø 60 - Halter
CLS 220 BlueTEC / d (218.901)	125	05/14→	←	☐		24.3606-1712.5	240781 TRW Ø 60 - Halter
CLS 220 BlueTEC / d (218.901)	130	05/14→	→	☐		24.3426-9989.5	240647 ATE Ø 42 - Halter
CLS 250 CDI / BlueTEC / d (218.903, 218.904)	150	10/12→	→	☐		24.3426-9990.5	240648 ATE Ø 42 - Halter
CLS 250 BlueTEC / d 4-matic (218.997)	150	05/14→	←	☐		24.3601-1721.5	240629 TRW Ø 60 - Halter
			←	☐		24.3601-1722.5	240630 TRW Ø 60 - Halter
			→	☐		24.3426-9989.5	240647 ATE Ø 42 - Halter
			→	☐		24.3426-9990.5	240648 ATE Ø 42 - Halter
CLS 350 (218.959)	225	10/12→	←	☐; für Fahrzeuge ohne Sportpaket		24.3606-1711.5	240780 TRW Ø 60 - Halter
CLS 350 BlueTEC / d (218.926)	190	05/14→	←	☐; für Fahrzeuge ohne Sportpaket		24.3606-1712.5	240781 TRW Ø 60 - Halter
CLS 350 CDI / d (218.923)	195	10/12→	→	☐		24.3426-9991.5	240954 ATE Ø 42 - Halter
CLS 350 BlueTEC / d 4-matic (218.994)	185	05/14→	←	☐; für Fahrzeuge ohne Sportpaket		24.3601-1721.5	240629 TRW Ø 60 - Halter
CLS 350 CDI / d 4-matic (218.993)	195	10/12→	←	☐; für Fahrzeuge ohne Sportpaket		24.3601-1722.5	240630 TRW Ø 60 - Halter
CLS 350 d 4-matic (218.994)	190	04/15→	→	☐		24.3426-9991.5	240954 ATE Ø 42 - Halter
CLS 400 (218.961)	245	07/14→	→	☐		24.3426-9991.5	240954 ATE Ø 42 - Halter
CLS 400 (218.965)	245	05/14→					
CLS 400 4-matic (218.967)	245	05/14→					
CLS 400 4-matic (218.968)	245	07/14→					
CLS 500 (218.973)	300	10/12→	→	☐		11.9426-9959.2	220801 ATE Ø 42 - Halter
CLS 500 4-matic (218.991)	300	10/12→	→	☐		11.9426-9960.2	220802 ATE Ø 42 - Halter
↓							

	kW			 	! #		
<b>MERCEDES-BENZ - CLS Shooting Brake (X218) 10/12 →</b>							
<b>Feder, Bremssattel</b>							
CLS 220 BlueTEC / d (218.901)	120	05/14 →			2	11.8116-0087.2	390607 ATE
CLS 220 BlueTEC / d (218.901)	125	05/14 →					
CLS 220 BlueTEC / d (218.901)	130	05/14 →					
CLS 250 BlueTEC / d 4-matic (218.997)	150	05/14 →					
CLS 250 CDI / BlueTEC / d (218.903, 218.904)	150	10/12 →					
CLS 350 (218.959)	225	10/12 →					
CLS 350 BlueTEC / d (218.926)	190	05/14 →					
CLS 350 BlueTEC / d 4-matic (218.994)	185	05/14 →					
CLS 350 CDI / d (218.923)	195	10/12 →					
CLS 350 CDI / d 4-matic (218.993)	195	10/12 →					
CLS 350 d 4-matic (218.994)	190	04/15 →					
CLS 400 (218.961)	245	07/14 →					
CLS 400 (218.965)	245	05/14 →					
CLS 400 4-matic (218.967)	245	05/14 →					
CLS 400 4-matic (218.968)	245	07/14 →					
CLS 500 (218.973)	300	10/12 →					
CLS 500 4-matic (218.991)	300	10/12 →					
<b>Führungshülzensatz, Bremssattel</b>							
CLS 220 BlueTEC / d (218.901)	120	05/14 →	➔			11.0101-5407.2	260011 ATE
CLS 220 BlueTEC / d (218.901)	125	05/14 →					
CLS 220 BlueTEC / d (218.901)	130	05/14 →					
CLS 250 BlueTEC / d 4-matic (218.997)	150	05/14 →					
CLS 250 CDI / BlueTEC / d (218.903, 218.904)	150	10/12 →					
CLS 350 (218.959)	225	10/12 →					
CLS 350 BlueTEC / d (218.926)	190	05/14 →					
CLS 350 BlueTEC / d 4-matic (218.994)	185	05/14 →					
CLS 350 CDI / d (218.923)	195	10/12 →					
CLS 350 CDI / d 4-matic (218.993)	195	10/12 →					
CLS 350 d 4-matic (218.994)	190	04/15 →					
CLS 400 (218.961)	245	07/14 →					
CLS 400 (218.965)	245	05/14 →					
CLS 400 4-matic (218.967)	245	05/14 →					
CLS 400 4-matic (218.968)	245	07/14 →					
CLS 500 (218.973)	300	10/12 →					
CLS 500 4-matic (218.991)	300	10/12 →					
<b>Führungsbolzen, Bremssattel</b>							
CLS 220 BlueTEC / d (218.901)	120	05/14 →				11.8171-0008.1	990049 ATE
CLS 220 BlueTEC / d (218.901)	125	05/14 →					
CLS 220 BlueTEC / d (218.901)	130	05/14 →					
CLS 250 BlueTEC / d 4-matic (218.997)	150	05/14 →					
CLS 250 CDI / BlueTEC / d (218.903, 218.904)	150	10/12 →					
CLS 350 (218.959)	225	10/12 →					
CLS 350 BlueTEC / d (218.926)	190	05/14 →					
CLS 350 BlueTEC / d 4-matic (218.994)	185	05/14 →					
↓							





**MERCEDES-BENZ - CLS Shooting Brake (X218) 10/12→**

**Führungsbolzen, Bremsattel**

CLS 350 CDI / d (218.923)	195	10/12→				11.8171-0008.1	990049	ATE
CLS 350 CDI / d 4-matic (218.993)	195	10/12→						
CLS 350 d 4-matic (218.994)	190	04/15→						
CLS 400 (218.961)	245	07/14→						
CLS 400 (218.965)	245	05/14→						
CLS 400 4-matic (218.967)	245	05/14→						
CLS 400 4-matic (218.968)	245	07/14→						
CLS 500 (218.973)	300	10/12→						
CLS 500 4-matic (218.991)	300	10/12→						








**Bremsschlauch**

CLS 220 BlueTEC / d (218.901)	120	05/14→	←		2	24.5148-0406.3	331478	L= 402
CLS 220 BlueTEC / d (218.901)	125	05/14→						
CLS 220 BlueTEC / d (218.901)	130	05/14→						
CLS 250 CDI / BlueTEC / d (218.903, 218.904)	150	10/12→						
CLS 350 (218.959)	225	10/12→						
CLS 350 BlueTEC / d (218.926)	190	05/14→						
CLS 350 CDI / d (218.923)	195	10/12→						
CLS 400 (218.961)	245	07/14→						
CLS 400 (218.965)	245	05/14→						
CLS 500 (218.973)	300	10/12→						
CLS 250 BlueTEC / d 4-matic (218.997)	150	05/14→	←		2	83.7713-0487.3	331342	L= 488
CLS 350 BlueTEC / d 4-matic (218.994)	185	05/14→						
CLS 350 CDI / d 4-matic (218.993)	195	10/12→						
CLS 350 d 4-matic (218.994)	190	04/15→						
CLS 400 4-matic (218.967)	245	05/14→						
CLS 400 4-matic (218.968)	245	07/14→						
CLS 500 4-matic (218.991)	300	10/12→						

**MERCEDES-BENZ - E-KLASSE (W124) 02/93→06/96**

**Bremssattel**

E 200 (124.019)	100	06/93→06/95	←	☐		24.3541-1603.5	240037	TRW Ø 54 - Halter
E 220 (124.022)	110	06/93→06/95	←	☐		24.3541-1604.5	240038	TRW Ø 54 - Halter
E 250 Turbo-D (124.128)	93	06/93→06/95	←	☐		24.9235-8005.5	230023	ATE Ø 35
E 300 D (124.131)	100	07/93→06/95	→	☐		24.9235-8006.5	230024	ATE Ø 35
E 300 Turbo-D (124.133)	108	06/93→06/95	→	☐		24.9235-8005.5	230023	ATE Ø 35
E 200 D (124.120)	55	06/93→06/95	←	☐		24.3541-1725.5	240003	TRW Ø 54 - Halter
E 250 D (124.126, 124.129)	83	07/93→06/95	←	☐		24.3541-1726.5	240004	TRW Ø 54 - Halter
			→	☐		24.9235-8005.5	230023	ATE Ø 35
			→	☐		24.9235-8006.5	230024	ATE Ø 35
E 280 (124.028)	145	06/93→06/95	←	☐		24.3541-1603.5	240037	TRW Ø 54 - Halter
			←	☐		24.3541-1604.5	240038	TRW Ø 54 - Halter
			→	☐; - ASR		24.9235-8005.5	230023	ATE Ø 35
			→	☐; - ASR		24.9235-8006.5	230024	ATE Ø 35
E 300 4-matic (124.230)	132	06/93→06/95	→	☐		24.9235-8005.5	230023	ATE Ø 35
E 300 Turbo-D 4-matic (124.333)	108	06/93→06/95	→	☐		24.9235-8006.5	230024	ATE Ø 35
E 320 (124.032)	162	06/93→06/95	→	☐		24.9238-8035.5	230025	ATE Ø 38
E 36 AMG	200	07/94→01/95	→	☐		24.9238-8036.5	230026	ATE Ø 38
E 420 (124.034)	205	06/93→06/95	→	☐		24.9238-8033.5	230015	ATE Ø 38
			→	☐		24.9238-8034.5	230016	ATE Ø 38
E 500 (124.036)	235	06/93→06/95	←	☐; → B 927760		24.9442-8003.5	230053	ATE Ø1 42 Ø2 38
↓								

	kw			 	! #			
<b>MERCEDES-BENZ - E-KLASSE (W124) 02/93→06/96</b>								
<b>Bremssattel</b>								
E 500 (124.036)	235	06/93→06/95	←	☐; → B 927760		24.9442-8004.5	230054	ATE Ø1 42 Ø2 38
			→	☐; B 927761→		13.2421-8025.2	210061	ATE Ø 42
			→	☐; B 927761→		13.2421-8026.2	210062	ATE Ø 42
			→	☐; → B 927760		24.9238-8033.5	230015	ATE Ø 38
			→	☐; → B 927760		24.9238-8034.5	230016	ATE Ø 38
E 60 AMG (124.036)	280	05/94→06/95	→	☐; B 927761→		13.2421-8025.2	210061	ATE Ø 42
			→	☐; B 927761→		13.2421-8026.2	210062	ATE Ø 42
			→	☐; → B 927760		24.9238-8033.5	230015	ATE Ø 38
			→	☐; → B 927760		24.9238-8034.5	230016	ATE Ø 38
<b>Führungshülsensatz, Bremssattel</b>								
E 200 (124.019)	100	06/93→06/95	←			11.0101-5403.2	260010	TRW
E 200 D (124.120)	55	06/93→06/95						
E 220 (124.022)	110	06/93→06/95						
E 250 D (124.126, 124.129)	83	07/93→06/95						
E 250 Turbo-D (124.128)	93	06/93→06/95						
E 280 (124.028)	145	06/93→06/95						
E 300 4-matic (124.230)	132	06/93→06/95						
E 300 D (124.131)	100	07/93→06/95						
E 300 Turbo-D (124.133)	108	06/93→06/95						
E 300 Turbo-D 4-matic (124.333)	108	06/93→06/95						
<b>Dichtungssatz, Bremssattel</b>								
E 200 (124.019)	100	06/93→06/95	→			13.0441-3505.2	250051	ATE
E 220 (124.022)	110	06/93→06/95						
E 250 Turbo-D (124.128)	93	06/93→06/95						
E 280 (124.028)	145	06/93→06/95						
E 300 D (124.131)	100	07/93→06/95						
E 300 Turbo-D (124.133)	108	06/93→06/95						
E 200 D (124.120)	55	06/93→06/95	←			11.0441-5404.2	250029	Lucas
E 250 D (124.126, 124.129)	83	07/93→06/95	→			13.0441-3505.2	250051	ATE
E 300 4-matic (124.230)	132	06/93→06/95						
E 300 Turbo-D 4-matic (124.333)	108	06/93→06/95						
E 280 (124.029)	142	06/93→06/95	←	B 864308→		13.0441-4214.2	250091	ATE
			←	→ B 864307		13.0441-4214.2	250091	ATE
E 320 (124.032)	162	06/93→06/95	←	B 864308→		13.0441-4214.2	250091	ATE
			←	→ B 864307		13.0441-4214.2	250091	ATE
			→			13.0441-3817.2	250071	ATE
E 36 AMG	200	07/94→01/95	←			13.0441-4214.2	250091	ATE
			→			13.0441-3817.2	250071	ATE
E 420 (124.034)	205	06/93→06/95	←	→ B 938568		13.0441-4214.2	250091	ATE
			←	B 938569→		13.0441-4214.2	250091	ATE
			→			13.0441-3817.2	250071	ATE
E 500 (124.036)	235	06/93→06/95	←	B 927761→		13.0441-4214.2	250091	ATE
			→	→ B 927760		13.0441-3817.2	250071	ATE
			→	B 927761→		13.0441-4216.2	250093	ATE
E 60 AMG (124.036)	280	05/94→06/95	←			13.0441-4214.2	250091	ATE
			→	→ B 927760		13.0441-3817.2	250071	ATE
			→	B 927761→		13.0441-4216.2	250093	ATE
<b>Zubehörsatz, Bremssattel</b>								
E 200 (124.019)	100	06/93→06/95				24.0101-3601.2	260044	TRW
E 220 (124.022)	110	06/93→06/95						
E 250 Turbo-D (124.128)	93	06/93→06/95						
E 280 (124.028)	145	06/93→06/95						
E 300 D (124.131)	100	07/93→06/95						
E 300 Turbo-D (124.133)	108	06/93→06/95						
<b>Schraube, Bremssattel</b>								
E 200 (124.019)	100	06/93→06/95			4	13.8190-0242.1	990124	M12x1,5
E 220 (124.022)	110	06/93→06/95						
E 250 Turbo-D (124.128)	93	06/93→06/95						
E 280 (124.028)	145	06/93→06/95						
↓								

**MERCEDES-BENZ - E-KLASSE (W124) 02/93→06/96**

**Schraube, Bremssattel**

E 300 D (124.131)	100	07/93→06/95			4	13.8190-0242.1	990124	M12x1,5
E 300 Turbo-D (124.133)	108	06/93→06/95						
E 280 (124.029)	142	06/93→06/95		B 864308→	4	13.8190-0242.1	990124	M12x1,5
E 320 (124.032)	162	06/93→06/95	←	→ B 864307	4	13.8190-0242.1	990124	M12x1,5
E 300 4-matic (124.230)	132	06/93→06/95			4	13.8190-0330.1	990134	M12x1,5
E 300 Turbo-D 4-matic (124.333)	108	06/93→06/95						
E 420 (124.034)	205	06/93→06/95		→ B 938568	4	13.8190-0242.1	990124	M12x1,5

**Bremsschlauch**









E 200 (124.019)	100	06/93→06/95	←		2	24.5101-0346.3	331406	L= 346
E 200 D (124.120)	55	06/93→06/95						
E 220 (124.022)	110	06/93→06/95	→		2	83.7704-0281.3	330804	L= 280
E 250 D (124.126, 124.129)	83	07/93→06/95						
E 250 Turbo-D (124.128)	93	06/93→06/95						
E 280 (124.028)	145	06/93→06/95						
E 280 (124.029)	142	06/93→06/95						
E 300 D (124.131)	100	07/93→06/95						
E 300 Turbo-D (124.133)	108	06/93→06/95						
E 320 (124.032)	162	06/93→06/95						
E 36 AMG	200	07/94→01/95						
E 420 (124.034)	205	06/93→06/95						
E 500 (124.036)	235	06/93→06/95						
E 60 AMG (124.036)	280	05/94→06/95						
E 300 4-matic (124.230)	132	06/93→06/95	←		2	83.6154-0526.3	330285	L= 525
E 300 Turbo-D 4-matic (124.333)	108	06/93→06/95	→		2	83.7704-0281.3	330804	L= 280









**MERCEDES-BENZ - E-KLASSE (W210) 06/95→08/03**

**Bremssattel**








E 200 (210.035)	100	06/95→08/00	←	☐		11.3571-8512.2	220316	ATE Ø 57 - Halter
E 230 (210.037)	110	06/95→06/97				24.3571-8512.5	240492	ATE Ø 57 - Halter
E 240 (210.062)	125	08/00→03/02						
E 290 Turbo-D (210.017)	95	03/96→07/99	←	☐		24.3571-8511.5	240491	ATE Ø 57 - Halter
E 300 D (210.020)	100	06/95→06/97	→	☐; A379347→		13.2361-8003.2	210220	ATE Ø 36
			→	☐; A379347→		13.2361-8004.2	210221	ATE Ø 36
			→	☐; → A379346		24.9238-8035.5	230025	ATE Ø 38
			→	☐; → A379346		24.9238-8036.5	230026	ATE Ø 38
E 200 CDI (210.007)	75	06/98→03/02	←	☐; 07/98→		11.3571-8512.2	220316	ATE Ø 57 - Halter
E 220 CDI (210.006)	92	06/98→07/99				24.3571-8512.5	240492	ATE Ø 57 - Halter
			←	☐; 07/98→		24.3571-8511.5	240491	ATE Ø 57 - Halter
			→	☐; 07/98→		13.2361-8003.2	210220	ATE Ø 36
			→	☐; 07/98→		13.2361-8004.2	210221	ATE Ø 36
E 200 CDI (210.007)	85	07/99→03/02	←	☐		11.3571-8512.2	220316	ATE Ø 57 - Halter
E 200 Kompressor (210.048)	120	08/00→03/02				24.3571-8512.5	240492	ATE Ø 57 - Halter
E 220 CDI (210.006)	100	07/99→03/02	←	☐		24.3571-8511.5	240491	ATE Ø 57 - Halter
E 220 CDI (210.006)	105	07/99→03/02	→	☐		13.2361-8003.2	210220	ATE Ø 36
			→	☐		13.2361-8004.2	210221	ATE Ø 36
E 200 D (210.003)	65	01/96→03/02	←	☐; 10/96→		11.3571-8512.2	220316	ATE Ø 57 - Halter
						24.3571-8512.5	240492	ATE Ø 57 - Halter
			←	☐; 10/96→		24.3571-8511.5	240491	ATE Ø 57 - Halter
			→	☐; A379347→		13.2361-8003.2	210220	ATE Ø 36
			→	☐; A379347→		13.2361-8004.2	210221	ATE Ø 36
			→	☐; 10/96→; → A379346		24.9238-8035.5	230025	ATE Ø 38
			→	☐; 10/96→; → A379346		24.9238-8036.5	230026	ATE Ø 38
E 200 Kompressor (210.045)	137	06/97→03/02	←	☐; 09/97→		11.3571-8509.2	220313	ATE Ø 57 - Halter
			←	☐; 09/97→		11.3571-8510.2	220314	ATE Ø 57 - Halter
			→	☐; 09/97→		13.2361-8005.2	210237	ATE Ø 36
			→	☐; 09/97→		13.2361-8006.2	210238	ATE Ø 36
E 220 D	55	05/96→03/02	←	☐; → 06/98		11.3571-8512.2	220316	ATE Ø 57 - Halter
E 220 D (210.004)	70	06/95→07/99				24.3571-8512.5	240492	ATE Ø 57 - Halter
			←	☐; → 06/98		24.3571-8511.5	240491	ATE Ø 57 - Halter
			→	☐; → 06/98; A379347→		13.2361-8003.2	210220	ATE Ø 36

↓








	kw			 	! #		
<b>MERCEDES-BENZ - E-KLASSE (W210) 06/95→08/03</b>							
 <b>Bremssattel</b>							
E 220 D E 220 D (210.004)	55 70	05/96→03/02 06/95→07/99	➔	☐; → 06/98; A379347→	13.2361-8004.2	210221	ATE Ø 36
			➔	☐; → A379346	24.9238-8035.5	230025	ATE Ø 38
			➔	☐; → A379346	24.9238-8036.5	230026	ATE Ø 38
E 240 (210.061)	125	06/97→08/00	←	☐; 09/97→	11.3571-8512.2	220316	ATE Ø 57 - Halter
			←	☐; 09/97→	24.3571-8512.5	240492	ATE Ø 57 - Halter
			←	☐; 09/97→	24.3571-8511.5	240491	ATE Ø 57 - Halter
			➔	☐; A379347→	13.2361-8003.2	210220	ATE Ø 36
			➔	☐; A379347→	13.2361-8004.2	210221	ATE Ø 36
			➔	☐; 09/97→; → A379346	24.9238-8035.5	230025	ATE Ø 38
			➔	☐; 09/97→; → A379346	24.9238-8036.5	230026	ATE Ø 38
E 250 D (210.010)	83	06/95→07/99	←	☐; für Rechtslenker	11.3571-8512.2	220316	ATE Ø 57 - Halter
			←	☐	24.3571-8512.5	240492	ATE Ø 57 - Halter
			←	☐; für Rechtslenker	11.3571-8512.2	220316	ATE Ø 57 - Halter
			←	☐	24.3571-8512.5	240492	ATE Ø 57 - Halter
			←	☐; für Rechtslenker	24.3571-8511.5	240491	ATE Ø 57 - Halter
			←	☐	24.3571-8511.5	240491	ATE Ø 57 - Halter
			➔	☐; A379347→; für Rechtslenker	13.2361-8003.2	210220	ATE Ø 36
			➔	☐; A379347→	13.2361-8003.2	210220	ATE Ø 36
			➔	☐; A379347→; für Rechtslenker	13.2361-8004.2	210221	ATE Ø 36
			➔	☐; A379347→	13.2361-8004.2	210221	ATE Ø 36
			➔	☐; → A379346	24.9238-8035.5	230025	ATE Ø 38
			➔	☐; → A379346; für Rechtslenker	24.9238-8035.5	230025	ATE Ø 38
			➔	☐; → A379346; für Rechtslenker	24.9238-8036.5	230026	ATE Ø 38
➔	☐; → A379346	24.9238-8036.5	230026	ATE Ø 38			
E 250 Turbo-D (210.015)	110	06/97→07/99	←	☐; 09/97→	11.3571-8512.2	220316	ATE Ø 57 - Halter
			←	☐; 09/97→	24.3571-8512.5	240492	ATE Ø 57 - Halter
			←	☐; 09/97→	24.3571-8511.5	240491	ATE Ø 57 - Halter
			➔	☐; 09/97→	13.2361-8003.2	210220	ATE Ø 36
E 270 CDI (210.016) E 270 CDI (210.016)	120 125	07/99→03/02 07/99→03/02	←	☐	13.2361-8004.2	210221	ATE Ø 36
			←	☐	11.3571-8509.2	220313	ATE Ø 57 - Halter
			←	☐	11.3571-8510.2	220314	ATE Ø 57 - Halter
			➔	☐	13.2361-8005.2	210237	ATE Ø 36
			➔	☐	13.2361-8006.2	210238	ATE Ø 36
			➔	☐	13.9421-7009.2	210269	ATE Ø 42
E 280 (210.053) E 280 (210.063) E 320 (210.055) E 320 (210.065)	142 150 162 165	01/96→06/97 12/96→03/02 06/95→06/97 06/97→03/02	←	☐	13.9421-7010.2	210270	ATE Ø 42
			←	☐	11.3571-8509.2	220313	ATE Ø 57 - Halter
			←	☐	11.3571-8510.2	220314	ATE Ø 57 - Halter
			➔	☐; A379347→	13.2361-8005.2	210237	ATE Ø 36
			➔	☐; A379347→	13.2361-8006.2	210238	ATE Ø 36
			➔	☐	13.9421-7009.2	210269	ATE Ø 42
			➔	☐	13.9421-7010.2	210270	ATE Ø 42
			➔	☐; → A379346	24.9236-8001.5	230007	ATE Ø 36
➔	☐; → A379346	24.9236-8002.5	230008	ATE Ø 36			
E 280 4-matic (210.081) E 300 Turbo-D (210.025) E 320 4-matic (210.082)	150 130 165	12/96→03/02 12/96→07/99 06/97→03/02	←	☐	11.3571-8509.2	220313	ATE Ø 57 - Halter
			←	☐	11.3571-8510.2	220314	ATE Ø 57 - Halter
			➔	☐; A379347→	13.2361-8005.2	210237	ATE Ø 36
			➔	☐; A379347→	13.2361-8006.2	210238	ATE Ø 36
			➔	☐; → A379346	24.9236-8001.5	230007	ATE Ø 36
			➔	☐; → A379346	24.9236-8002.5	230008	ATE Ø 36
E 320 CDI (210.026)	145	07/99→03/02	←	☐	11.3571-8509.2	220313	ATE Ø 57 - Halter
			←	☐	11.3571-8510.2	220314	ATE Ø 57 - Halter
			➔	☐	13.2361-8005.2	210237	ATE Ø 36
			➔	☐	13.2361-8006.2	210238	ATE Ø 36
E 420 (210.072)	205	01/96→06/97	←	☐; A 962232 / X 027614→	11.9441-9971.2	220839	ATE Ø 44 - Halter








	kW			 	! #			
<b>MERCEDES-BENZ - E-KLASSE (W210) 06/95→08/03</b>								
<b> Bremssattel</b>								
E 420 (210.072)	205	01/96→06/97	←	☐; A 962232 / X 027614→		11.9441-9972.2	220840	ATE Ø 44 - Halter
			←	☐; → A 962231 / X 027613		13.4421-8010.2	210229	ATE Ø1 42 Ø2 38
			→	☐; A379347→		13.2361-8005.2	210237	ATE Ø 36
			→	☐; A379347→		13.2361-8006.2	210238	ATE Ø 36
			→	☐		13.9421-7009.2	210269	ATE Ø 42
			→	☐		13.9421-7010.2	210270	ATE Ø 42
			→	☐; → A379346		24.9236-8001.5	230007	ATE Ø 36
			→	☐; → A379346		24.9236-8002.5	230008	ATE Ø 36
E 430 (210.070)	205	06/97→03/02	←	☐; A 962232 / X 027614→		11.9441-9971.2	220839	ATE Ø 44 - Halter
			←	☐; A 962232 / X 027614→		11.9441-9972.2	220840	ATE Ø 44 - Halter
			←	☐; 09/97→; → A 962231 / X 027613		13.4421-8010.2	210229	ATE Ø1 42 Ø2 38
			→	☐; A379347→		13.2361-8005.2	210237	ATE Ø 36
			→	☐; A379347→		13.2361-8006.2	210238	ATE Ø 36
			→	☐; 09/97→		13.9421-7009.2	210269	ATE Ø 42
			→	☐; 09/97→		13.9421-7010.2	210270	ATE Ø 42
			→	☐; 09/97→; → A379346		24.9236-8001.5	230007	ATE Ø 36
E 430 4-matic (210.083)	205	05/99→03/02	←	☐		11.9441-9971.2	220839	ATE Ø 44 - Halter
			←	☐		11.9441-9972.2	220840	ATE Ø 44 - Halter
			→	☐		13.2421-8025.2	210061	ATE Ø 42
			→	☐		13.2421-8026.2	210062	ATE Ø 42
E 50 AMG (210.072)	255	02/96→08/97	→	☐		13.2421-8025.2	210061	ATE Ø 42
E 55 AMG 4-matic (210.074)	260	03/01→03/02	→	☐		13.2421-8026.2	210062	ATE Ø 42
E 55 AMG (210.074)	260	08/97→03/02	→	☐; 09/97→		13.2421-8025.2	210061	ATE Ø 42
			→	☐; 09/97→		13.2421-8026.2	210062	ATE Ø 42
<b>Halter, Bremssattel</b>								
E 200 (210.035)	100	06/95→08/00	←		2	11.8170-0401.1	260103	ATE
E 200 CDI (210.007)	85	07/99→03/02						
E 200 Kompressor (210.048)	120	08/00→03/02						
E 220 CDI (210.006)	100	07/99→03/02						
E 220 CDI (210.006)	105	07/99→03/02						
E 230 (210.037)	110	06/95→06/97						
E 240 (210.062)	125	08/00→03/02						
E 290 Turbo-D (210.017)	95	03/96→07/99						
E 300 D (210.020)	100	06/95→06/97						
E 200 CDI (210.007)	75	06/98→03/02	←	07/98→	2	11.8170-0401.1	260103	ATE
E 220 CDI (210.006)	92	06/98→07/99						
E 200 D (210.003)	65	01/96→03/02	←	10/96→	2	11.8170-0401.1	260103	ATE
E 220 D	55	05/96→03/02	←	→ 06/98	2	11.8170-0401.1	260103	ATE
E 220 D (210.004)	70	06/95→07/99						
E 240 (210.061)	125	06/97→08/00	←	09/97→	2	11.8170-0401.1	260103	ATE
E 250 Turbo-D (210.015)	110	06/97→07/99						
E 250 D (210.010)	83	06/95→07/99	←	für Rechtslenker	2	11.8170-0401.1	260103	ATE
			←		2	11.8170-0401.1	260103	ATE
<b>Feder, Bremssattel</b>								
E 200 (210.035)	100	06/95→08/00	←		2	11.8116-0253.1	390512	ATE
E 200 CDI (210.007)	85	07/99→03/02						
E 200 Kompressor (210.048)	120	08/00→03/02						
E 220 CDI (210.006)	100	07/99→03/02						
E 220 CDI (210.006)	105	07/99→03/02						
E 230 (210.037)	110	06/95→06/97						
E 240 (210.062)	125	08/00→03/02						
E 270 CDI (210.016)	120	07/99→03/02						
E 270 CDI (210.016)	125	07/99→03/02						
E 280 (210.053)	142	01/96→06/97						
E 280 (210.063)	150	12/96→03/02						
E 280 4-matic (210.081)	150	12/96→03/02						
E 290 Turbo-D (210.017)	95	03/96→07/99						
E 300 D (210.020)	100	06/95→06/97						
E 300 Turbo-D (210.025)	130	12/96→07/99						
E 320 (210.055)	162	06/95→06/97						
E 320 (210.065)	165	06/97→03/02						
↓								












	kW					! #			
<b>MERCEDES-BENZ - E-KLASSE (W210) 06/95→08/03</b>									
<b>Feder, Bremssattel</b>									
E 320 4-matic (210.082)	165	06/97→03/02	←			2	11.8116-0253.1	390512	ATE
E 320 CDI (210.026)	145	07/99→03/02							
E 200 CDI (210.007)	75	06/98→03/02	←	07/98→		2	11.8116-0253.1	390512	ATE
E 220 CDI (210.006)	92	06/98→07/99							
E 200 D (210.003)	65	01/96→03/02	←	10/96→		2	11.8116-0253.1	390512	ATE
E 200 Kompressor (210.045)	137	06/97→03/02	←	09/97→		2	11.8116-0253.1	390512	ATE
E 240 (210.061)	125	06/97→08/00							
E 250 Turbo-D (210.015)	110	06/97→07/99							
E 220 D	55	05/96→03/02	←	→ 06/98		2	11.8116-0253.1	390512	ATE
E 220 D (210.004)	70	06/95→07/99							
E 250 D (210.010)	83	06/95→07/99	←	für Rechtslenker		2	11.8116-0253.1	390512	ATE
			←			2	11.8116-0253.1	390512	ATE
E 420 (210.072)	205	01/96→06/97		A 962232 / X 027614→		2	11.8116-0133.1	390511	ATE
E 430 (210.070)	205	06/97→03/02							
E 430 4-matic (210.083)	205	05/99→03/02				2	11.8116-0133.1	390511	ATE
E 50 AMG (210.072)	255	02/96→08/97							
E 55 AMG 4-matic (210.074)	260	03/01→03/02							
E 55 AMG (210.074)	260	08/97→03/02		09/97→		2	11.8116-0133.1	390511	ATE
<b>Führungshülzensatz, Bremssattel</b>									
E 200 (210.035)	100	06/95→08/00	←				11.0101-5407.2	260011	ATE
E 200 CDI (210.007)	85	07/99→03/02							
E 200 Kompressor (210.048)	120	08/00→03/02							
E 220 CDI (210.006)	100	07/99→03/02							
E 220 CDI (210.006)	105	07/99→03/02							
E 230 (210.037)	110	06/95→06/97							
E 240 (210.062)	125	08/00→03/02							
E 270 CDI (210.016)	120	07/99→03/02							
E 270 CDI (210.016)	125	07/99→03/02							
E 280 (210.053)	142	01/96→06/97							
E 280 (210.063)	150	12/96→03/02							
E 280 4-matic (210.081)	150	12/96→03/02							
E 290 Turbo-D (210.017)	95	03/96→07/99							
E 300 D (210.020)	100	06/95→06/97							
E 300 Turbo-D (210.025)	130	12/96→07/99							
E 320 (210.055)	162	06/95→06/97							
E 320 (210.065)	165	06/97→03/02							
E 320 4-matic (210.082)	165	06/97→03/02							
E 320 CDI (210.026)	145	07/99→03/02							
E 200 CDI (210.007)	75	06/98→03/02	←	07/98→			11.0101-5407.2	260011	ATE
E 220 CDI (210.006)	92	06/98→07/99							
E 200 D (210.003)	65	01/96→03/02	←	10/96→			11.0101-5407.2	260011	ATE
E 200 Kompressor (210.045)	137	06/97→03/02	←	09/97→			11.0101-5407.2	260011	ATE
E 240 (210.061)	125	06/97→08/00							
E 250 Turbo-D (210.015)	110	06/97→07/99							
E 220 D	55	05/96→03/02	←	→ 06/98			11.0101-5407.2	260011	ATE
E 220 D (210.004)	70	06/95→07/99							
E 250 D (210.010)	83	06/95→07/99	←				11.0101-5407.2	260011	ATE
			←	für Rechtslenker			11.0101-5407.2	260011	ATE
E 420 (210.072)	205	01/96→06/97	←	A 962232 / X 027614→			11.0101-7003.2	260124	ATE
E 430 (210.070)	205	06/97→03/02							
E 430 4-matic (210.083)	205	05/99→03/02	←				11.0101-7003.2	260124	ATE
<b>Führungsbolzen, Bremssattel</b>									
E 200 (210.035)	100	06/95→08/00	←				11.8171-0008.1	990049	ATE
E 200 CDI (210.007)	85	07/99→03/02							
E 200 Kompressor (210.048)	120	08/00→03/02							
E 220 CDI (210.006)	100	07/99→03/02							
E 220 CDI (210.006)	105	07/99→03/02							
E 230 (210.037)	110	06/95→06/97							
E 240 (210.062)	125	08/00→03/02							
E 270 CDI (210.016)	120	07/99→03/02							
E 270 CDI (210.016)	125	07/99→03/02							
E 280 (210.053)	142	01/96→06/97							
E 280 (210.063)	150	12/96→03/02							
E 280 4-matic (210.081)	150	12/96→03/02							
E 290 Turbo-D (210.017)	95	03/96→07/99							
E 300 D (210.020)	100	06/95→06/97							
E 300 Turbo-D (210.025)	130	12/96→07/99							
E 320 (210.055)	162	06/95→06/97							
E 320 (210.065)	165	06/97→03/02							
E 320 4-matic (210.082)	165	06/97→03/02							
↓									


















	kw			 	! #		
<b>MERCEDES-BENZ - E-KLASSE (W210) 06/95→08/03</b>							
<b>Führungsbolzen, Bremsattel</b>							
E 320 CDI (210.026)	145	07/99→03/02	←			11.8171-0008.1 990049	ATE
E 200 CDI (210.007)	75	06/98→03/02	←	07/98→		11.8171-0008.1 990049	ATE
E 220 CDI (210.006)	92	06/98→07/99					
E 200 D (210.003)	65	01/96→03/02	←	10/96→		11.8171-0008.1 990049	ATE
E 200 Kompressor (210.045)	137	06/97→03/02	←	09/97→		11.8171-0008.1 990049	ATE
E 240 (210.061)	125	06/97→08/00					
E 250 Turbo-D (210.015)	110	06/97→07/99					
E 220 D	55	05/96→03/02	←	→ 06/98		11.8171-0008.1 990049	ATE
E 220 D (210.004)	70	06/95→07/99					
E 250 D (210.010)	83	06/95→07/99	←			11.8171-0008.1 990049	ATE
			←	für Rechtslenker		11.8171-0008.1 990049	ATE
E 420 (210.072)	205	01/96→06/97		A 962232 / X 027614→		11.8171-0096.1 250155	ATE
E 430 (210.070)	205	06/97→03/02					
E 430 4-matic (210.083)	205	05/99→03/02				11.8171-0096.1 250155	ATE
<b>Dichtungssatz, Bremsattel</b>							
E 200 (210.035)	100	06/95→08/00	←			11.0441-5703.2 250145	ATE
E 230 (210.037)	110	06/95→06/97					
E 240 (210.062)	125	08/00→03/02	→	A379347→		13.0441-3609.2 250057	ATE
E 290 Turbo-D (210.017)	95	03/96→07/99	→	→ A379346		13.0441-3817.2 250071	ATE
E 300 D (210.020)	100	06/95→06/97					
E 200 CDI (210.007)	75	06/98→03/02	←	07/98→		11.0441-5703.2 250145	ATE
E 220 CDI (210.006)	92	06/98→07/99	→	07/98→		13.0441-3609.2 250057	ATE
E 200 CDI (210.007)	85	07/99→03/02	←			11.0441-5703.2 250145	ATE
E 200 Kompressor (210.048)	120	08/00→03/02	→			13.0441-3609.2 250057	ATE
E 220 CDI (210.006)	100	07/99→03/02					
E 220 CDI (210.006)	105	07/99→03/02					
E 320 CDI (210.026)	145	07/99→03/02					
E 200 D (210.003)	65	01/96→03/02	←	10/96→		11.0441-5703.2 250145	ATE
			→	A379347→		13.0441-3609.2 250057	ATE
			→	10/96→; → A379346		13.0441-3817.2 250071	ATE
E 200 Kompressor (210.045)	137	06/97→03/02	←	09/97→		11.0441-5703.2 250145	ATE
E 250 Turbo-D (210.015)	110	06/97→07/99	→	09/97→		13.0441-3609.2 250057	ATE
E 220 D	55	05/96→03/02	←	→ 06/98		11.0441-5703.2 250145	ATE
E 220 D (210.004)	70	06/95→07/99	→	→ 06/98; A379347→		13.0441-3609.2 250057	ATE
			→	→ A379346		13.0441-3817.2 250071	ATE
E 240 (210.061)	125	06/97→08/00	←	09/97→		11.0441-5703.2 250145	ATE
			→	A379347→		13.0441-3609.2 250057	ATE
			→	09/97→; → A379346		13.0441-3817.2 250071	ATE
E 250 D (210.010)	83	06/95→07/99	←	für Rechtslenker		11.0441-5703.2 250145	ATE
			←			11.0441-5703.2 250145	ATE
			→	A379347→; für Rechtslenker		13.0441-3609.2 250057	ATE
			→	A379347→		13.0441-3609.2 250057	ATE
			→	→ A379346		13.0441-3817.2 250071	ATE
			→	→ A379346; für Rechtslenker		13.0441-3817.2 250071	ATE
E 270 CDI (210.016)	120	07/99→03/02	←			11.0441-5703.2 250145	ATE
E 270 CDI (210.016)	125	07/99→03/02	→			13.0441-3609.2 250057	ATE
						13.0441-4216.2 250093	ATE
E 280 (210.053)	142	01/96→06/97	←			11.0441-5703.2 250145	ATE
E 280 (210.063)	150	12/96→03/02	→	→ A379346		13.0441-3606.2 250147	ATE
E 320 (210.055)	162	06/95→06/97	→	A379347→		13.0441-3609.2 250057	ATE
E 320 (210.065)	165	06/97→03/02	→			13.0441-4216.2 250093	ATE
E 280 4-matic (210.081)	150	12/96→03/02	←			11.0441-5703.2 250145	ATE
E 300 Turbo-D (210.025)	130	12/96→07/99	→	→ A379346		13.0441-3606.2 250147	ATE
E 320 4-matic (210.082)	165	06/97→03/02	→	A379347→		13.0441-3609.2 250057	ATE
E 420 (210.072)	205	01/96→06/97	←	→ A 962231 / X 027613		13.0441-4214.2 250091	ATE
			→	→ A379346		13.0441-3606.2 250147	ATE
			→	A379347→		13.0441-3609.2 250057	ATE
			→			13.0441-4216.2 250093	ATE
↓							

	kW					! #		
<b>MERCEDES-BENZ - E-KLASSE (W210) 06/95→08/03</b>								
<b>Dichtungssatz, Bremssattel</b>								
E 430 (210.070)	205	06/97→03/02	←	09/97→; → A 962231 / X 027613			13.0441-4214.2 250091	ATE
			→	09/97→; → A379346			13.0441-3606.2 250147	ATE
			→	A379347→			13.0441-3609.2 250057	ATE
			→	09/97→			13.0441-4216.2 250093	ATE
E 430 4-matic (210.083)	205	05/99→03/02	→				13.0441-4216.2 250093	ATE
E 50 AMG (210.072)	255	02/96→08/97						
E 55 AMG 4-matic (210.074)	260	03/01→03/02						
E 55 AMG (210.074)	260	08/97→03/02	→	09/97→			13.0441-4216.2 250093	ATE
<b>Schraube, Bremssattel</b>								
E 200 (210.035)	100	06/95→08/00	←		4		13.8190-0330.1 990134	M12x1,5
E 200 CDI (210.007)	85	07/99→03/02						
E 200 Kompressor (210.048)	120	08/00→03/02						
E 220 CDI (210.006)	100	07/99→03/02						
E 220 CDI (210.006)	105	07/99→03/02						
E 230 (210.037)	110	06/95→06/97						
E 240 (210.062)	125	08/00→03/02						
E 270 CDI (210.016)	120	07/99→03/02						
E 270 CDI (210.016)	125	07/99→03/02						
E 280 (210.053)	142	01/96→06/97						
E 280 (210.063)	150	12/96→03/02						
E 280 4-matic (210.081)	150	12/96→03/02						
E 290 Turbo-D (210.017)	95	03/96→07/99						
E 300 D (210.020)	100	06/95→06/97						
E 300 Turbo-D (210.025)	130	12/96→07/99						
E 320 (210.055)	162	06/95→06/97						
E 320 (210.065)	165	06/97→03/02						
E 320 4-matic (210.082)	165	06/97→03/02						
E 320 CDI (210.026)	145	07/99→03/02						
E 50 AMG (210.072)	255	02/96→08/97						
E 55 AMG 4-matic (210.074)	260	03/01→03/02						
E 200 CDI (210.007)	75	06/98→03/02	←	07/98→	4		13.8190-0330.1 990134	M12x1,5
E 220 CDI (210.006)	92	06/98→07/99						
E 200 D (210.003)	65	01/96→03/02	←	10/96→; für Portugal	4		13.8190-0330.1 990134	M12x1,5
E 200 Kompressor (210.045)	137	06/97→03/02	←	09/97→	4		13.8190-0330.1 990134	M12x1,5
E 240 (210.061)	125	06/97→08/00						
E 250 Turbo-D (210.015)	110	06/97→07/99						
E 55 AMG (210.074)	260	08/97→03/02						
E 220 D	55	05/96→03/02	←	→ 06/98	4		13.8190-0330.1 990134	M12x1,5
E 220 D (210.004)	70	06/95→07/99						
E 250 D (210.010)	83	06/95→07/99	←	für Rechtslenker	4		13.8190-0330.1 990134	M12x1,5
			←	für Italien	4		13.8190-0330.1 990134	M12x1,5
E 420 (210.072)	205	01/96→06/97		A 962232 / X 027614→	4		13.8190-0330.1 990134	M12x1,5
			←	→ A 962231 / X 027613	4		13.8190-0330.1 990134	M12x1,5
E 430 (210.070)	205	06/97→03/02		A 962232 / X 027614→	4		13.8190-0330.1 990134	M12x1,5
			←	09/97→; → A 962231 / X 027613	4		13.8190-0330.1 990134	M12x1,5
E 430 4-matic (210.083)	205	05/99→03/02			4		13.8190-0330.1 990134	M12x1,5
<b>Bremsschlauch</b>								
E 200 (210.035)	100	06/95→08/00	←		2		83.7705-0386.3 330828	L= 385
E 200 CDI (210.007)	85	07/99→03/02						
E 200 Kompressor (210.048)	120	08/00→03/02	→		2		24.5123-0281.3 330877	L= 280
E 220 CDI (210.006)	100	07/99→03/02						
E 220 CDI (210.006)	105	07/99→03/02						
E 230 (210.037)	110	06/95→06/97						
E 240 (210.062)	125	08/00→03/02						
E 270 CDI (210.016)	120	07/99→03/02						
E 270 CDI (210.016)	125	07/99→03/02						
E 280 (210.053)	142	01/96→06/97						
E 280 (210.063)	150	12/96→03/02						
E 290 Turbo-D (210.017)	95	03/96→07/99						
E 300 D (210.020)	100	06/95→06/97						
E 300 Turbo-D (210.025)	130	12/96→07/99						
E 320 (210.055)	162	06/95→06/97						
E 320 (210.065)	165	06/97→03/02						
E 320 CDI (210.026)	145	07/99→03/02						
E 420 (210.072)	205	01/96→06/97						
E 50 AMG (210.072)	255	02/96→08/97						
E 55 AMG 4-matic (210.074)	260	03/01→03/02						
↓								








	kw					! #		
<b>MERCEDES-BENZ - E-KLASSE (W210) 06/95→08/03</b>								
 <b>Bremsschlauch</b>								
E 200 CDI (210.007)	75	06/98→03/02	←	07/98→	2	83.7705-0386.3	330828	L= 385
E 220 CDI (210.006)	92	06/98→07/99	→	07/98→	2	24.5123-0281.3	330877	L= 280
E 200 D (210.003)	65	01/96→03/02	←	10/96→	2	83.7705-0386.3	330828	L= 385
			→	10/96→	2	24.5123-0281.3	330877	L= 280
E 200 Kompressor (210.045)	137	06/97→03/02	←	09/97→	2	83.7705-0386.3	330828	L= 385
E 240 (210.061)	125	06/97→08/00	→	09/97→	2	24.5123-0281.3	330877	L= 280
E 250 Turbo-D (210.015)	110	06/97→07/99						
E 430 (210.070)	205	06/97→03/02						
E 55 AMG (210.074)	260	08/97→03/02						
E 220 D	55	05/96→03/02	←	→ 06/98	2	83.7705-0386.3	330828	L= 385
E 220 D (210.004)	70	06/95→07/99	→	→ 06/98	2	24.5123-0281.3	330877	L= 280
E 250 D (210.010)	83	06/95→07/99	←	für Rechtslenker	2	83.7705-0386.3	330828	L= 385
			←		2	83.7705-0386.3	330828	L= 385
			→	für Rechtslenker	2	24.5123-0281.3	330877	L= 280
			→		2	24.5123-0281.3	330877	L= 280
E 280 4-matic (210.081)	150	12/96→03/02	←		2	24.5123-0281.3	330877	L= 280
E 320 4-matic (210.082)	165	06/97→03/02						
E 430 4-matic (210.083)	205	05/99→03/02	→		2	24.5123-0281.3	330877	L= 280
<b>MERCEDES-BENZ - E-KLASSE (W211) 03/02→03/09</b>								
 <b>Bremssattel</b>								
E 200 CDI (211.004)	75	07/02→12/08	→	☐; nicht für Taxifahrzeuge; für Fahrzeuge ohne Sportpaket / für Fahrzeuge ohne AMG-Sportpaket		24.3426-9989.5	240647	ATE Ø 42 - Halter
E 200 CDI (211.004)	90	07/02→12/08						
E 200 CDI (211.007)	100	04/06→12/08						
E 200 Kompressor (211.041)	135	04/06→12/08	→	☐; nicht für Taxifahrzeuge; für Fahrzeuge ohne Sportpaket / für Fahrzeuge ohne AMG-Sportpaket		24.3426-9990.5	240648	ATE Ø 42 - Halter
E 200 Kompressor (211.042)	120	11/02→12/08						
E 200 NGT (211.042)	120	03/04→12/08	→	☐; für Taxifahrzeuge		24.3426-9991.5	240954	ATE Ø 42 - Halter
E 220 CDI	120	03/03→12/08	→	☐; nicht für Taxifahrzeuge; für Fahrzeuge mit Sportpaket / für Fahr- zeuge mit AMG-Sportpaket		24.3426-9991.5	240954	ATE Ø 42 - Halter
E 220 CDI (211.006)	100	03/02→12/08						
E 220 CDI (211.006)	110	03/02→12/08						
E 220 CDI (211.008)	125	04/06→12/08						
E 230 (211.052)	150	09/07→12/08	→	☐; für Fahrzeuge ohne Sportpaket / für Fahrzeuge ohne AMG-Sportpaket		24.3426-9989.5	240647	ATE Ø 42 - Halter
E 280 CDI (211.020)	140	03/05→12/08						
			→	☐; für Fahrzeuge ohne Sportpaket / für Fahrzeuge ohne AMG-Sportpaket		24.3426-9990.5	240648	ATE Ø 42 - Halter
			→	☐; für Fahrzeuge mit Sportpaket / für Fahr- zeuge mit AMG-Sportpaket		24.3426-9991.5	240954	ATE Ø 42 - Halter
E 240 (211.061)	130	03/02→12/08	→	☐; nicht für Taxifahrzeuge		24.3426-9989.5	240647	ATE Ø 42 - Halter
E 270 CDI (211.016)	120	03/02→12/08	→	☐; nicht für Taxifahrzeuge		24.3426-9990.5	240648	ATE Ø 42 - Halter
E 270 CDI (211.016)	130	03/02→12/08	→	☐; für Taxifahrzeuge		24.3426-9991.5	240954	ATE Ø 42 - Halter
E 240 4-matic (211.080)	130	03/03→12/08	←	☐		24.3601-9769.5	240695	ATE Ø 60 - Halter
			←	☐		24.3601-9770.5	240696	ATE Ø 60 - Halter
			→	☐		24.3426-9989.5	240647	ATE Ø 42 - Halter
			→	☐		24.3426-9990.5	240648	ATE Ø 42 - Halter
E 280 (211.054)	170	03/05→12/08	→	☐; 05/05→		24.3426-9991.5	240954	ATE Ø 42 - Halter
E 280 4-matic (211.092)	170	01/06→12/08	←	☐; A 870951→; für Fahrzeuge mit Sportpaket / für Fahr- zeuge mit AMG-Sportpaket		11.9441-9955.2	220805	ATE Ø 44 - Halter
E 280 CDI 4-matic (211.084)	140	03/05→12/08	←	☐; A 870951→; für Fahrzeuge mit Sportpaket / für Fahr- zeuge mit AMG-Sportpaket		11.9441-9956.2	220806	ATE Ø 44 - Halter
			←	☐; → A 870950; für Fahrzeuge mit Sportpaket / für Fahr- zeuge mit AMG-Sportpaket		11.9441-9971.2	220839	ATE Ø 44 - Halter
			←	☐; → A 870950; für Fahrzeuge mit Sportpaket / für Fahr- zeuge mit AMG-Sportpaket		11.9441-9972.2	220840	ATE Ø 44 - Halter
			←	☐; für Fahrzeuge ohne Sportpaket / für Fahrzeuge ohne AMG-Sportpaket		24.3601-9769.5	240695	ATE Ø 60 - Halter
			←	☐; für Fahrzeuge ohne Sportpaket / für Fahrzeuge ohne AMG-Sportpaket		24.3601-9770.5	240696	ATE Ø 60 - Halter










	kw			 	! #		
<b>MERCEDES-BENZ - E-KLASSE (W211) 03/02→03/09</b>							
<b> Bremssattel</b>							
E 280 4-matic (211.092) E 280 CDI 4-matic (211.084)	170 140	01/06→12/08 03/05→12/08	➔	☐; für Fahrzeuge ohne Sportpaket / für Fahrzeuge ohne AMG-Sportpaket		24.3426-9989.5 240647	ATE Ø 42 - Halter
			➔	☐; für Fahrzeuge ohne Sportpaket / für Fahrzeuge ohne AMG-Sportpaket		24.3426-9990.5 240648	ATE Ø 42 - Halter
			➔	☐; für Fahrzeuge mit Sportpaket / für Fahrzeuge mit AMG-Sportpaket		24.3426-9991.5 240954	ATE Ø 42 - Halter
E 280 CDI (211.023) E 300 BlueTEC (211.024) E 320 CDI (211.022) E 350 (211.056) E 350 CGI (211.057) E 500 (211.070)	130 155 165 200 215 225	05/04→12/08 09/07→12/08 03/05→12/08 03/05→12/08 09/07→12/08 03/02→12/08	➔	☐		24.3426-9991.5 240954	ATE Ø 42 - Halter
E 320 (211.065)	165	03/02→12/08	➔	☐; → A 400547; nicht für Taxifahrzeuge		24.3426-9989.5 240647	ATE Ø 42 - Halter
			➔	☐; → A 400547; nicht für Taxifahrzeuge		24.3426-9990.5 240648	ATE Ø 42 - Halter
			➔	☐; A 500548→; nicht für Taxifahrzeuge		24.3426-9991.5 240954	ATE Ø 42 - Halter
			➔	☐; für Taxifahrzeuge		24.3426-9991.5 240954	ATE Ø 42 - Halter
E 320 4-matic (211.082)	165	03/03→12/08	➔	☐		24.3601-9769.5 240695	ATE Ø 60 - Halter
			➔	☐		24.3601-9770.5 240696	ATE Ø 60 - Halter
			➔	☐; X 122526→		24.3426-9989.5 240647	ATE Ø 42 - Halter
			➔	☐; X 122526→		24.3426-9990.5 240648	ATE Ø 42 - Halter
			➔	☐; → X 122525		24.3426-9991.5 240954	ATE Ø 42 - Halter
E 320 CDI (211.026)	150	11/02→12/08	➔	☐; → A 400547		24.3426-9989.5 240647	ATE Ø 42 - Halter
			➔	☐; → A 400547		24.3426-9990.5 240648	ATE Ø 42 - Halter
			➔	☐; A 400548→; nicht für Taxifahrzeuge		24.3426-9991.5 240954	ATE Ø 42 - Halter
			➔	☐; für Taxifahrzeuge		24.3426-9991.5 240954	ATE Ø 42 - Halter
E 320 CDI 4-matic (211.089) E 350 4-matic (211.087)	165 200	03/05→12/08 03/05→12/08	➔	☐; A 870951→; für Fahrzeuge mit Sportpaket / für Fahrzeuge mit AMG-Sportpaket		11.9441-9955.2 228005	ATE Ø 44 - Halter
			➔	☐; A 870951→; für Fahrzeuge mit Sportpaket / für Fahrzeuge mit AMG-Sportpaket		11.9441-9956.2 228006	ATE Ø 44 - Halter
			➔	☐; → A 870950; für Fahrzeuge mit Sportpaket / für Fahrzeuge mit AMG-Sportpaket		11.9441-9971.2 228039	ATE Ø 44 - Halter
			➔	☐; → A 870950; für Fahrzeuge mit Sportpaket / für Fahrzeuge mit AMG-Sportpaket		11.9441-9972.2 228040	ATE Ø 44 - Halter
			➔	☐; für Fahrzeuge ohne Sportpaket / für Fahrzeuge ohne AMG-Sportpaket		24.3601-9769.5 240695	ATE Ø 60 - Halter
			➔	☐; für Fahrzeuge ohne Sportpaket / für Fahrzeuge ohne AMG-Sportpaket		24.3601-9770.5 240696	ATE Ø 60 - Halter
			➔	☐		24.3426-9991.5 240954	ATE Ø 42 - Halter
E 400 CDI (211.028)	191	02/03→12/08	➔	☐; 03/03→		24.3426-9991.5 240954	ATE Ø 42 - Halter
E 420 CDI (211.029)	231	01/06→12/08	➔	☐; für Fahrzeuge ohne Sportpaket / für Fahrzeuge ohne AMG-Sportpaket		11.9426-9959.2 228001	ATE Ø 42 - Halter
			➔	☐; für Fahrzeuge ohne Sportpaket / für Fahrzeuge ohne AMG-Sportpaket		11.9426-9960.2 228002	ATE Ø 42 - Halter
			➔	☐; für Fahrzeuge mit Sportpaket / für Fahrzeuge mit AMG-Sportpaket		24.3426-9991.5 240954	ATE Ø 42 - Halter
E 500 (211.072)	285	04/06→12/08	➔	☐		11.9426-9959.2 228001	ATE Ø 42 - Halter
			➔	☐		11.9426-9960.2 228002	ATE Ø 42 - Halter
E 500 4-matic (211.083)	225	10/03→12/08	➔	☐; A 870951→		11.9441-9955.2 228005	ATE Ø 44 - Halter
			➔	☐; A 870951→		11.9441-9956.2 228006	ATE Ø 44 - Halter
			➔	☐; → A 870950		11.9441-9971.2 228039	ATE Ø 44 - Halter
			➔	☐; → A 870950		11.9441-9972.2 228040	ATE Ø 44 - Halter
			➔	☐		24.3426-9991.5 240954	ATE Ø 42 - Halter
E 500 4-matic (211.090) ↓	285	04/06→12/08	➔	☐		11.9441-9955.2 228005	ATE Ø 44 - Halter








	kW					! #			
<b>MERCEDES-BENZ - E-KLASSE (W211) 03/02→03/09</b>									
<b>Bremssattel</b>									
E 500 4-matic (211.090)	285	04/06→12/08	←	☐			<b>11.9441-9956.2</b>	<b>220806</b>	ATE Ø 44 - Halter
			→	☐			<b>24.3426-9991.5</b>	<b>240954</b>	ATE Ø 42 - Halter
<b>Halter, Bremssattel</b>									
E 200 CDI (211.004)	75	07/02→12/08	→		nicht für Taxifahrzeuge;		<b>11.8170-0611.1</b>	<b>260116</b>	ATE
E 200 CDI (211.004)	90	07/02→12/08			für Fahrzeuge mit Sportpaket / für Fahr-				
E 200 CDI (211.007)	100	04/06→12/08			zeuge mit AMG-Sportpaket				
E 200 Kompressor (211.041)	135	04/06→12/08	→		für Taxifahrzeuge		<b>11.8170-0611.1</b>	<b>260116</b>	ATE
E 200 Kompressor (211.042)	120	11/02→12/08							
E 200 NGT (211.042)	120	03/04→12/08							
E 220 CDI	120	03/03→12/08							
E 220 CDI (211.006)	100	03/02→12/08							
E 220 CDI (211.006)	110	03/02→12/08							
E 220 CDI (211.008)	125	04/06→12/08							
E 230 (211.052)	150	09/07→12/08	→		für Fahrzeuge mit Sportpaket / für Fahr-		<b>11.8170-0611.1</b>	<b>260116</b>	ATE
E 280 4-matic (211.092)	170	01/06→12/08			zeuge mit AMG-Sportpaket				
E 280 CDI (211.020)	140	03/05→12/08							
E 280 CDI 4-matic (211.084)	140	03/05→12/08							
E 420 CDI (211.029)	231	01/06→12/08							
E 240 (211.061)	130	03/02→12/08	→		für Taxifahrzeuge		<b>11.8170-0611.1</b>	<b>260116</b>	ATE
E 270 CDI (211.016)	120	03/02→12/08							
E 270 CDI (211.016)	130	03/02→12/08							
E 280 (211.054)	170	03/05→12/08	→		05/05→		<b>11.8170-0611.1</b>	<b>260116</b>	ATE
E 280 CDI (211.023)	130	05/04→12/08	→				<b>11.8170-0611.1</b>	<b>260116</b>	ATE
E 300 BlueTEC (211.024)	155	09/07→12/08							
E 320 CDI (211.022)	165	03/05→12/08							
E 320 CDI 4-matic (211.089)	165	03/05→12/08							
E 350 (211.056)	200	03/05→12/08							
E 350 4-matic (211.087)	200	03/05→12/08							
E 350 CGI (211.057)	215	09/07→12/08							
E 500 (211.070)	225	03/02→12/08							
E 500 4-matic (211.083)	225	10/03→12/08							
E 500 4-matic (211.090)	285	04/06→12/08							
E 320 (211.065)	165	03/02→12/08	→		für Taxifahrzeuge		<b>11.8170-0611.1</b>	<b>260116</b>	ATE
			→		A 500548→; nicht für Taxifahrzeuge		<b>11.8170-0611.1</b>	<b>260116</b>	ATE
E 320 4-matic (211.082)	165	03/03→12/08	→		→ X 122525		<b>11.8170-0611.1</b>	<b>260116</b>	ATE
E 320 CDI (211.026)	150	11/02→12/08	→		A 400548→; nicht für Taxifahrzeuge		<b>11.8170-0611.1</b>	<b>260116</b>	ATE
			→		für Taxifahrzeuge		<b>11.8170-0611.1</b>	<b>260116</b>	ATE
E 400 CDI (211.028)	191	02/03→12/08	→		03/03→		<b>11.8170-0611.1</b>	<b>260116</b>	ATE
<b>Feder, Bremssattel</b>									
E 200 CDI (211.004)	75	07/02→12/08			für Taxifahrzeuge	2	<b>11.8116-0323.1</b>	<b>390459</b>	ATE
E 200 CDI (211.004)	90	07/02→12/08							
E 200 CDI (211.007)	100	04/06→12/08			nicht für Taxifahrzeuge;	2	<b>11.8116-0323.1</b>	<b>390459</b>	ATE
E 200 Kompressor (211.041)	135	04/06→12/08			für Fahrzeuge ohne Sportpaket / für				
E 200 Kompressor (211.042)	120	11/02→12/08			Fahrzeuge ohne AMG-Sportpaket				
E 200 NGT (211.042)	120	03/04→12/08			nicht für Taxifahrzeuge;	2	<b>11.8116-0323.1</b>	<b>390459</b>	ATE
E 220 CDI	120	03/03→12/08			für Fahrzeuge mit Sportpaket / für Fahr-				
E 220 CDI (211.006)	100	03/02→12/08			zeuge mit AMG-Sportpaket				
E 220 CDI (211.006)	110	03/02→12/08							
E 220 CDI (211.008)	125	04/06→12/08							
E 230 (211.052)	150	09/07→12/08			für Fahrzeuge mit Sportpaket / für Fahr-	2	<b>11.8116-0323.1</b>	<b>390459</b>	ATE
E 280 CDI (211.020)	140	03/05→12/08			zeuge mit AMG-Sportpaket				
					für Fahrzeuge ohne Sportpaket / für	2	<b>11.8116-0323.1</b>	<b>390459</b>	ATE
					Fahrzeuge ohne AMG-Sportpaket				
E 240 (211.061)	130	03/02→12/08				2	<b>11.8116-0323.1</b>	<b>390459</b>	ATE
E 270 CDI (211.016)	120	03/02→12/08							
E 270 CDI (211.016)	130	03/02→12/08							
E 280 CDI (211.023)	130	05/04→12/08							
E 300 BlueTEC (211.024)	155	09/07→12/08							
E 320 CDI (211.022)	165	03/05→12/08							
E 350 (211.056)	200	03/05→12/08							
E 350 CGI (211.057)	215	09/07→12/08							
E 500 (211.070)	225	03/02→12/08							
E 240 4-matic (211.080)	130	03/03→12/08				2	<b>11.8116-0253.1</b>	<b>390512</b>	ATE
							<b>11.8116-0323.1</b>	<b>390459</b>	ATE
E 280 (211.054)	170	03/05→12/08			05/05→	2	<b>11.8116-0323.1</b>	<b>390459</b>	ATE
↓									










	kw			 	! #		
<b>MERCEDES-BENZ - E-KLASSE (W211) 03/02→03/09</b>							
<b>Feder, Bremssattel</b>							
E 280 4-matic (211.092) E 280 CDI 4-matic (211.084)	170 140	01/06→12/08 03/05→12/08		→ A 870950; für Fahrzeuge mit Sportpaket / für Fahrzeuge mit AMG-Sportpaket	2	11.8116-0133.1 390511	ATE
				A 870951→; für Fahrzeuge mit Sportpaket / für Fahrzeuge mit AMG-Sportpaket	2	11.8116-0133.1 390511	ATE
				für Fahrzeuge ohne Sportpaket / für Fahrzeuge ohne AMG-Sportpaket	2	11.8116-0253.1 390512 11.8116-0323.1 390459	ATE ATE
				für Fahrzeuge mit Sportpaket / für Fahrzeuge mit AMG-Sportpaket	2	11.8116-0323.1 390459	ATE
E 320 (211.065)	165	03/02→12/08		für Taxifahrzeuge	2	11.8116-0323.1 390459	ATE
				A 500548→; nicht für Taxifahrzeuge	2	11.8116-0323.1 390459	ATE
				→ A 400547; nicht für Taxifahrzeuge	2	11.8116-0323.1 390459	ATE
E 320 4-matic (211.082)	165	03/03→12/08			2	11.8116-0253.1 390512	ATE
				X 122526→	2	11.8116-0323.1 390459	ATE
				→ X 122525	2	11.8116-0323.1 390459	ATE
E 320 CDI (211.026)	150	11/02→12/08		→ A 400547	2	11.8116-0323.1 390459	ATE
				für Taxifahrzeuge	2	11.8116-0323.1 390459	ATE
				A 400548→; nicht für Taxifahrzeuge	2	11.8116-0323.1 390459	ATE
E 320 CDI 4-matic (211.089) E 350 4-matic (211.087)	165 200	03/05→12/08 03/05→12/08		A 870951→; für Fahrzeuge mit Sportpaket / für Fahrzeuge mit AMG-Sportpaket	2	11.8116-0133.1 390511	ATE
				→ A 870950; für Fahrzeuge mit Sportpaket / für Fahrzeuge mit AMG-Sportpaket	2	11.8116-0133.1 390511	ATE
				für Fahrzeuge ohne Sportpaket / für Fahrzeuge ohne AMG-Sportpaket	2	11.8116-0253.1 390512	ATE
					2	11.8116-0323.1 390459	ATE
E 400 CDI (211.028)	191	02/03→12/08		03/03→	2	11.8116-0323.1 390459	ATE
E 420 CDI (211.029)	231	01/06→12/08		für Fahrzeuge ohne Sportpaket / für Fahrzeuge ohne AMG-Sportpaket	2	11.8116-0086.2 390606	ATE
				für Fahrzeuge mit Sportpaket / für Fahrzeuge mit AMG-Sportpaket	2	11.8116-0323.1 390459	ATE
E 500 (211.072)	285	04/06→12/08			2	11.8116-0086.2 390606	ATE
E 500 4-matic (211.083)	225	10/03→12/08		→ A 870950	2	11.8116-0133.1 390511	ATE
				A 870951→	2	11.8116-0133.1 390511	ATE
					2	11.8116-0323.1 390459	ATE
E 500 4-matic (211.090)	285	04/06→12/08			2	11.8116-0133.1 390511 11.8116-0323.1 390459	ATE ATE
<b>Führungshülzensatz, Bremssattel</b>							
E 200 CDI (211.004) E 200 CDI (211.004) E 200 CDI (211.007) E 200 Kompressor (211.041) E 200 Kompressor (211.042) E 200 NGT (211.042) E 220 CDI E 220 CDI (211.006) E 220 CDI (211.006) E 220 CDI (211.008)	75 90 100 135 120 120 100 110 125	07/02→12/08 07/02→12/08 04/06→12/08 04/06→12/08 11/02→12/08 03/04→12/08 03/03→12/08 03/02→12/08 03/02→12/08 04/06→12/08	➡ ➡ ➡ ➡ ➡ ➡ ➡ ➡ ➡ ➡	nicht für Taxifahrzeuge; für Fahrzeuge mit Sportpaket / für Fahrzeuge mit AMG-Sportpaket für Taxifahrzeuge nicht für Taxifahrzeuge; für Fahrzeuge ohne Sportpaket / für Fahrzeuge ohne AMG-Sportpaket		11.0101-4202.2 260094	ATE ATE ATE ATE ATE ATE ATE ATE ATE ATE
E 230 (211.052) E 280 CDI (211.020)	150 140	09/07→12/08 03/05→12/08	➡ ➡	für Fahrzeuge mit Sportpaket / für Fahrzeuge mit AMG-Sportpaket für Fahrzeuge ohne Sportpaket / für Fahrzeuge ohne AMG-Sportpaket		11.0101-4202.2 260094	ATE ATE
E 240 (211.061) E 270 CDI (211.016) E 270 CDI (211.016) E 280 CDI (211.023) E 300 BlueTEC (211.024) E 320 CDI (211.022) E 350 (211.056) E 350 CGI (211.057) E 500 (211.070)	130 120 130 130 155 165 200 215 225	03/02→12/08 03/02→12/08 03/02→12/08 05/04→12/08 09/07→12/08 03/05→12/08 03/05→12/08 09/07→12/08 03/02→12/08	➡ ➡ ➡ ➡ ➡ ➡ ➡ ➡ ➡			11.0101-4202.2 260094	ATE ATE ATE ATE ATE ATE ATE ATE ATE
E 240 4-matic (211.080)	130	03/03→12/08	➡ ➡			11.0101-5704.2 260095 11.0101-4202.2 260094	ATE ATE
E 280 (211.054)	170	03/05→12/08	➡	05/05→		11.0101-4202.2 260094	ATE
↓							



	kw			 	! #		
<b>MERCEDES-BENZ - E-KLASSE (W211) 03/02→03/09</b>							
<b>Führungshülzensatz, Bremsattel</b>							
E 280 4-matic (211.092) E 280 CDI 4-matic (211.084)	170 140	01/06→12/08 03/05→12/08	←	→ A 870950; für Fahrzeuge mit Sportpaket / für Fahrzeuge mit AMG-Sportpaket		11.0101-5704.2 260095	ATE
			←	für Fahrzeuge ohne Sportpaket / für Fahrzeuge ohne AMG-Sportpaket		11.0101-5704.2 260095	ATE
			←	A 870951→; für Fahrzeuge mit Sportpaket / für Fahrzeuge mit AMG-Sportpaket		11.0101-7003.2 260124	ATE
			→	für Fahrzeuge ohne Sportpaket / für Fahrzeuge ohne AMG-Sportpaket		11.0101-4202.2 260094	ATE
			→	für Fahrzeuge mit Sportpaket / für Fahrzeuge mit AMG-Sportpaket		11.0101-4202.2 260094	ATE
E 320 (211.065)	165	03/02→12/08	→	→ A 400547; nicht für Taxifahrzeuge		11.0101-4202.2 260094	ATE
			→	für Taxifahrzeuge		11.0101-4202.2 260094	ATE
			→	A 500548→; nicht für Taxifahrzeuge		11.0101-4202.2 260094	ATE
E 320 4-matic (211.082)	165	03/03→12/08	←			11.0101-5704.2 260095	ATE
			→	X 122526→		11.0101-4202.2 260094	ATE
			→	→ X 122525		11.0101-4202.2 260094	ATE
E 320 CDI (211.026)	150	11/02→12/08	→	→ A 400547		11.0101-4202.2 260094	ATE
			→	A 400548→; nicht für Taxifahrzeuge		11.0101-4202.2 260094	ATE
			→	für Taxifahrzeuge		11.0101-4202.2 260094	ATE
E 320 CDI 4-matic (211.089) E 350 4-matic (211.087)	165 200	03/05→12/08 03/05→12/08	←	→ A 870950; für Fahrzeuge mit Sportpaket / für Fahrzeuge mit AMG-Sportpaket		11.0101-5704.2 260095	ATE
			←	für Fahrzeuge ohne Sportpaket / für Fahrzeuge ohne AMG-Sportpaket		11.0101-5704.2 260095	ATE
			←	A 870951→; für Fahrzeuge mit Sportpaket / für Fahrzeuge mit AMG-Sportpaket		11.0101-7003.2 260124	ATE
			→			11.0101-4202.2 260094	ATE
E 400 CDI (211.028)	191	02/03→12/08	→	03/03→		11.0101-4202.2 260094	ATE
E 420 CDI (211.029)	231	01/06→12/08	→	für Fahrzeuge mit Sportpaket / für Fahrzeuge mit AMG-Sportpaket		11.0101-4202.2 260094	ATE
			→	für Fahrzeuge ohne Sportpaket / für Fahrzeuge ohne AMG-Sportpaket		11.0101-5407.2 260011	ATE
E 500 (211.072)	285	04/06→12/08	→			11.0101-5407.2 260011	ATE
E 500 4-matic (211.083)	225	10/03→12/08	←	→ A 870950		11.0101-5704.2 260095	ATE
			←	A 870951→		11.0101-7003.2 260124	ATE
			→			11.0101-4202.2 260094	ATE
E 500 4-matic (211.090)	285	04/06→12/08	←			11.0101-7003.2 260124	ATE
			→			11.0101-4202.2 260094	ATE
<b>Führungsbolzen, Bremsattel</b>							
E 200 CDI (211.004)	75	07/02→12/08		für Taxifahrzeuge		11.8171-0072.1 250154	ATE
E 200 CDI (211.004)	90	07/02→12/08				11.8171-0072.1 250154	ATE
E 200 CDI (211.007)	100	04/06→12/08		nicht für Taxifahrzeuge;		11.8171-0072.1 250154	ATE
E 200 Kompressor (211.041)	135	04/06→12/08		für Fahrzeuge ohne Sportpaket / für Fahrzeuge ohne AMG-Sportpaket		11.8171-0072.1 250154	ATE
E 200 Kompressor (211.042)	120	11/02→12/08		nicht für Taxifahrzeuge;		11.8171-0072.1 250154	ATE
E 200 NGT (211.042)	120	03/04→12/08		für Fahrzeuge mit Sportpaket / für Fahrzeuge mit AMG-Sportpaket		11.8171-0072.1 250154	ATE
E 220 CDI	120	03/03→12/08				11.8171-0072.1 250154	ATE
E 220 CDI (211.006)	100	03/02→12/08				11.8171-0072.1 250154	ATE
E 220 CDI (211.006)	110	03/02→12/08				11.8171-0072.1 250154	ATE
E 220 CDI (211.008)	125	04/06→12/08				11.8171-0072.1 250154	ATE
E 230 (211.052)	150	09/07→12/08		für Fahrzeuge mit Sportpaket / für Fahrzeuge mit AMG-Sportpaket		11.8171-0072.1 250154	ATE
E 280 CDI (211.020)	140	03/05→12/08		für Fahrzeuge ohne Sportpaket / für Fahrzeuge ohne AMG-Sportpaket		11.8171-0072.1 250154	ATE
E 240 (211.061)	130	03/02→12/08				11.8171-0072.1 250154	ATE
E 270 CDI (211.016)	120	03/02→12/08				11.8171-0072.1 250154	ATE
E 270 CDI (211.016)	130	03/02→12/08				11.8171-0072.1 250154	ATE
E 280 CDI (211.023)	130	05/04→12/08				11.8171-0072.1 250154	ATE
E 300 BlueTEC (211.024)	155	09/07→12/08				11.8171-0072.1 250154	ATE
E 320 CDI (211.022)	165	03/05→12/08				11.8171-0072.1 250154	ATE
E 350 (211.056)	200	03/05→12/08				11.8171-0072.1 250154	ATE
E 350 CGI (211.057)	215	09/07→12/08				11.8171-0072.1 250154	ATE
E 500 (211.070)	225	03/02→12/08				11.8171-0072.1 250154	ATE
E 240 4-matic (211.080)	130	03/03→12/08				11.8171-0008.1 990049	ATE
↓							

	kw			 	! #		
<b>MERCEDES-BENZ - E-KLASSE (W211) 03/02→03/09</b>							
<b>Führungsbolzen, Bremsattel</b>							
E 240 4-matic (211.080)	130	03/03→12/08				11.8171-0072.1 250154	ATE
E 280 (211.054)	170	03/05→12/08		05/05→		11.8171-0072.1 250154	ATE
E 280 4-matic (211.092)	170	01/06→12/08		für Fahrzeuge ohne Sportpaket / für Fahrzeuge ohne AMG-Sportpaket		11.8171-0008.1 990049	ATE
E 280 CDI 4-matic (211.084)	140	03/05→12/08				11.8171-0072.1 250154	ATE
				für Fahrzeuge mit Sportpaket / für Fahrzeuge mit AMG-Sportpaket		11.8171-0072.1 250154	ATE
				A 870951→; für Fahrzeuge mit Sportpaket / für Fahrzeuge mit AMG-Sportpaket		11.8171-0096.1 250155	ATE
E 320 (211.065)	165	03/02→12/08		A 500548→; nicht für Taxifahrzeuge		11.8171-0072.1 250154	ATE
				für Taxifahrzeuge		11.8171-0072.1 250154	ATE
				→ A 400547; nicht für Taxifahrzeuge		11.8171-0072.1 250154	ATE
E 320 4-matic (211.082)	165	03/03→12/08				11.8171-0008.1 990049	ATE
				X 122526→		11.8171-0072.1 250154	ATE
				→ X 122525		11.8171-0072.1 250154	ATE
E 320 CDI (211.026)	150	11/02→12/08		→ A 400547		11.8171-0072.1 250154	ATE
				für Taxifahrzeuge		11.8171-0072.1 250154	ATE
				A 400548→; nicht für Taxifahrzeuge		11.8171-0072.1 250154	ATE
E 320 CDI 4-matic (211.089)	165	03/05→12/08		für Fahrzeuge ohne Sportpaket / für Fahrzeuge ohne AMG-Sportpaket		11.8171-0008.1 990049	ATE
E 350 4-matic (211.087)	200	03/05→12/08				11.8171-0072.1 250154	ATE
				A 870951→; für Fahrzeuge mit Sportpaket / für Fahrzeuge mit AMG-Sportpaket		11.8171-0096.1 250155	ATE
E 400 CDI (211.028)	191	02/03→12/08		03/03→		11.8171-0072.1 250154	ATE
E 420 CDI (211.029)	231	01/06→12/08		für Fahrzeuge ohne Sportpaket / für Fahrzeuge ohne AMG-Sportpaket		11.8171-0008.1 990049	ATE
				für Fahrzeuge mit Sportpaket / für Fahrzeuge mit AMG-Sportpaket		11.8171-0072.1 250154	ATE
E 500 (211.072)	285	04/06→12/08				11.8171-0008.1 990049	ATE
E 500 4-matic (211.083)	225	10/03→12/08				11.8171-0072.1 250154	ATE
				A 870951→		11.8171-0096.1 250155	ATE
E 500 4-matic (211.090)	285	04/06→12/08				11.8171-0072.1 250154	ATE
						11.8171-0096.1 250155	ATE
<b>Dichtungssatz, Bremsattel</b>							
E 200 CDI (211.004)	75	07/02→12/08	➔	nicht für Taxifahrzeuge;		11.0441-4203.2 250013	ATE
E 200 CDI (211.004)	90	07/02→12/08		für Fahrzeuge mit Sportpaket / für Fahrzeuge mit AMG-Sportpaket			
E 200 CDI (211.007)	100	04/06→12/08					
E 200 Kompressor (211.041)	135	04/06→12/08	➔	für Taxifahrzeuge		11.0441-4203.2 250013	ATE
E 200 Kompressor (211.042)	120	11/02→12/08	➔	nicht für Taxifahrzeuge;		11.0441-4203.2 250013	ATE
E 200 NGT (211.042)	120	03/04→12/08		für Fahrzeuge ohne Sportpaket / für Fahrzeuge ohne AMG-Sportpaket			
E 220 CDI	120	03/03→12/08					
E 220 CDI (211.006)	100	03/02→12/08					
E 220 CDI (211.006)	110	03/02→12/08					
E 220 CDI (211.008)	125	04/06→12/08					
E 230 (211.052)	150	09/07→12/08	➔	für Fahrzeuge mit Sportpaket / für Fahrzeuge mit AMG-Sportpaket		11.0441-4203.2 250013	ATE
E 280 4-matic (211.092)	170	01/06→12/08					
E 280 CDI (211.020)	140	03/05→12/08	➔	für Fahrzeuge ohne Sportpaket / für Fahrzeuge ohne AMG-Sportpaket		11.0441-4203.2 250013	ATE
E 280 CDI 4-matic (211.084)	140	03/05→12/08					
E 420 CDI (211.029)	231	01/06→12/08					
E 240 (211.061)	130	03/02→12/08	➔			11.0441-4203.2 250013	ATE
E 240 4-matic (211.080)	130	03/03→12/08					
E 270 CDI (211.016)	120	03/02→12/08					
E 270 CDI (211.016)	130	03/02→12/08					
E 280 CDI (211.023)	130	05/04→12/08					
E 300 BlueTEC (211.024)	155	09/07→12/08					
E 320 CDI (211.022)	165	03/05→12/08					
E 320 CDI 4-matic (211.089)	165	03/05→12/08					
E 350 (211.056)	200	03/05→12/08					
E 350 4-matic (211.087)	200	03/05→12/08					
E 350 CGI (211.057)	215	09/07→12/08					
E 500 (211.070)	225	03/02→12/08					
E 500 (211.072)	285	04/06→12/08					
E 500 4-matic (211.083)	225	10/03→12/08					
E 500 4-matic (211.090)	285	04/06→12/08					
E 280 (211.054)	170	03/05→12/08	➔	05/05→		11.0441-4203.2 250013	ATE
E 320 (211.065)	165	03/02→12/08	➔	→ A 400547; nicht für Taxifahrzeuge		11.0441-4203.2 250013	ATE
↓							

	kW					! #		
<b>MERCEDES-BENZ - E-KLASSE (W211) 03/02→03/09</b>								
<b>Dichtungssatz, Bremssattel</b>								
E 320 (211.065)	165	03/02→12/08	➡	für Taxifahrzeuge		11.0441-4203.2	250013	ATE
			➡	A 500548→; nicht für Taxifahrzeuge		11.0441-4203.2	250013	ATE
E 320 4-matic (211.082)	165	03/03→12/08	➡	X 122526→		11.0441-4203.2	250013	ATE
			➡	→ X 122525		11.0441-4203.2	250013	ATE
E 320 CDI (211.026)	150	11/02→12/08	➡	A 400548→; nicht für Taxifahrzeuge		11.0441-4203.2	250013	ATE
			➡	→ A 400547		11.0441-4203.2	250013	ATE
			➡	für Taxifahrzeuge		11.0441-4203.2	250013	ATE
E 400 CDI (211.028)	191	02/03→12/08	➡	03/03→		11.0441-4203.2	250013	ATE
<b>Schraube, Bremssattel</b>								
E 200 CDI (211.004)	75	07/02→12/08		für Taxifahrzeuge	4	13.8190-0330.1	990134	M12x1,5
E 200 CDI (211.004)	90	07/02→12/08		nicht für Taxifahrzeuge;	4	13.8190-0330.1	990134	M12x1,5
E 200 CDI (211.007)	100	04/06→12/08		für Fahrzeuge mit Sportpaket / für Fahr-				
E 200 Kompressor (211.041)	135	04/06→12/08		zeuge mit AMG-Sportpaket				
E 200 Kompressor (211.042)	120	11/02→12/08		nicht für Taxifahrzeuge;	4	13.8190-0330.1	990134	M12x1,5
E 200 NGT (211.042)	120	03/04→12/08		für Fahrzeuge ohne Sportpaket / für				
E 220 CDI	120	03/03→12/08		Fahrzeuge ohne AMG-Sportpaket				
E 220 CDI (211.006)	100	03/02→12/08						
E 220 CDI (211.006)	110	03/02→12/08						
E 220 CDI (211.008)	125	04/06→12/08						
E 230 (211.052)	150	09/07→12/08		für Fahrzeuge mit Sportpaket / für Fahr-	4	13.8190-0330.1	990134	M12x1,5
E 280 4-matic (211.092)	170	01/06→12/08		zeuge mit AMG-Sportpaket				
E 280 CDI (211.020)	140	03/05→12/08		für Fahrzeuge ohne Sportpaket / für	4	13.8190-0330.1	990134	M12x1,5
E 280 CDI 4-matic (211.084)	140	03/05→12/08		Fahrzeuge ohne AMG-Sportpaket				
E 240 (211.061)	130	03/02→12/08			4	13.8190-0330.1	990134	M12x1,5
E 240 4-matic (211.080)	130	03/03→12/08						
E 270 CDI (211.016)	120	03/02→12/08						
E 270 CDI (211.016)	130	03/02→12/08						
E 280 CDI (211.023)	130	05/04→12/08						
E 300 BlueTEC (211.024)	155	09/07→12/08						
E 320 CDI (211.022)	165	03/05→12/08						
E 320 CDI 4-matic (211.089)	165	03/05→12/08						
E 350 (211.056)	200	03/05→12/08						
E 350 4-matic (211.087)	200	03/05→12/08						
E 350 CGI (211.057)	215	09/07→12/08						
E 500 (211.070)	225	03/02→12/08						
E 500 4-matic (211.083)	225	10/03→12/08						
E 500 4-matic (211.090)	285	04/06→12/08						
E 280 (211.054)	170	03/05→12/08		05/05→	4	13.8190-0330.1	990134	M12x1,5
E 320 (211.065)	165	03/02→12/08		für Taxifahrzeuge	4	13.8190-0330.1	990134	M12x1,5
				A 500548→; nicht für Taxifahrzeuge	4	13.8190-0330.1	990134	M12x1,5
				→ A 400547; nicht für Taxifahrzeuge	4	13.8190-0330.1	990134	M12x1,5
E 320 4-matic (211.082)	165	03/03→12/08		→ X 122525	4	13.8190-0330.1	990134	M12x1,5
				X 122526→	4	13.8190-0330.1	990134	M12x1,5
E 320 CDI (211.026)	150	11/02→12/08		für Taxifahrzeuge	4	13.8190-0330.1	990134	M12x1,5
				→ A 400547	4	13.8190-0330.1	990134	M12x1,5
				A 400548→; nicht für Taxifahrzeuge	4	13.8190-0330.1	990134	M12x1,5
E 400 CDI (211.028)	191	02/03→12/08		03/03→	4	13.8190-0330.1	990134	M12x1,5
E 420 CDI (211.029)	231	01/06→12/08		für Fahrzeuge mit Sportpaket / für Fahr-	4	13.8190-0330.1	990134	M12x1,5
				zeuge mit AMG-Sportpaket				
<b>Bremsschlauch</b>								
E 200 CDI (211.004)	75	07/02→12/08	←		2	24.5123-0380.3	331256	L= 380
E 200 CDI (211.004)	90	07/02→12/08						
E 200 CDI (211.007)	100	04/06→12/08	➡		2	24.5238-0255.3	330674	L= 255
E 200 Kompressor (211.041)	135	04/06→12/08						
E 200 Kompressor (211.042)	120	11/02→12/08						
E 200 NGT (211.042)	120	03/04→12/08						
E 220 CDI	120	03/03→12/08						
E 220 CDI (211.006)	100	03/02→12/08						
E 220 CDI (211.006)	110	03/02→12/08						
E 220 CDI (211.008)	125	04/06→12/08						
E 230 (211.052)	150	09/07→12/08						
E 240 (211.061)	130	03/02→12/08						
E 270 CDI (211.016)	120	03/02→12/08						
E 270 CDI (211.016)	130	03/02→12/08						
E 280 CDI (211.020)	140	03/05→12/08						

**MERCEDES-BENZ - E-KLASSE (W211) 03/02→03/09**









**Bremsschlauch**

E 280 CDI (211.023)	130	05/04→12/08	←		2	24.5123-0380.3	331256	L= 380
E 300 BlueTEC (211.024)	155	09/07→12/08	→		2	24.5238-0255.3	330674	L= 255
E 320 (211.065)	165	03/02→12/08						
E 320 CDI (211.022)	165	03/05→12/08						
E 320 CDI (211.026)	150	11/02→12/08						
E 350 (211.056)	200	03/05→12/08						
E 350 CGI (211.057)	215	09/07→12/08						
E 420 CDI (211.029)	231	01/06→12/08						
E 500 (211.070)	225	03/02→12/08						
E 500 (211.072)	285	04/06→12/08						
E 55 AMG Kompressor (211.076)	350	10/02→12/08						
E 63 AMG (211.077)	378	03/06→12/08						
E 240 4-matic (211.080)	130	03/03→12/08	→		2	24.5238-0255.3	330674	L= 255
E 280 4-matic (211.092)	170	01/06→12/08						
E 280 CDI 4-matic (211.084)	140	03/05→12/08						
E 320 4-matic (211.082)	165	03/03→12/08						
E 320 CDI 4-matic (211.089)	165	03/05→12/08						
E 350 4-matic (211.087)	200	03/05→12/08						
E 500 4-matic (211.083)	225	10/03→12/08						
E 500 4-matic (211.090)	285	04/06→12/08						
E 280 (211.054)	170	03/05→12/08	←	05/05→	2	24.5123-0380.3	331256	L= 380
			→	05/05→	2	24.5238-0255.3	330674	L= 255
E 400 CDI (211.028)	191	02/03→12/08	←	03/03→	2	24.5123-0380.3	331256	L= 380
			→	03/03→	2	24.5238-0255.3	330674	L= 255





































**MERCEDES-BENZ - E-KLASSE (W212) 01/09→**

**Bremssattel**

E 200 (212.034)	135	01/13→	←	<input type="checkbox"/> ;		24.3606-1707.7	221011	TRW Ø 60 - Halter
E 200 CGI (212.048, 212.148)	135	08/09→		für Fahrzeuge ohne Sportpaket / für Fahrzeuge ohne AMG-Sportpaket				
E 200 NGT (212.035)	115	07/13→	←	<input type="checkbox"/> ;		24.3606-1708.7	221012	TRW Ø 60 - Halter
E 200 NGT (212.041)	120	03/11→		für Fahrzeuge ohne Sportpaket / für Fahrzeuge ohne AMG-Sportpaket				
E 220 BlueTEC (212.001)	130	05/14→	←	<input type="checkbox"/> ;		24.3606-1711.5	240780	TRW Ø 60 - Halter
				für Fahrzeuge mit Sportpaket / für Fahrzeuge mit AMG-Sportpaket				
			←	<input type="checkbox"/> ;		24.3606-1712.5	240781	TRW Ø 60 - Halter
				für Fahrzeuge mit Sportpaket / für Fahrzeuge mit AMG-Sportpaket				
			→	<input type="checkbox"/>		24.3426-9989.5	240647	ATE Ø 42 - Halter
			→	<input type="checkbox"/>		24.3426-9990.5	240648	ATE Ø 42 - Halter
E 200 CDI / BlueTEC (212.005, 212.006)	100	01/09→	←	<input type="checkbox"/> ; 03/09→;		24.3606-1707.7	221011	TRW Ø 60 - Halter
				für Fahrzeuge ohne Sportpaket / für Fahrzeuge ohne AMG-Sportpaket				
			←	<input type="checkbox"/> ; 03/09→;		24.3606-1708.7	221012	TRW Ø 60 - Halter
				für Fahrzeuge ohne Sportpaket / für Fahrzeuge ohne AMG-Sportpaket				
			←	<input type="checkbox"/> ; 03/09→;		24.3606-1711.5	240780	TRW Ø 60 - Halter
				für Fahrzeuge mit Sportpaket / für Fahrzeuge mit AMG-Sportpaket				
			←	<input type="checkbox"/> ; 03/09→;		24.3606-1712.5	240781	TRW Ø 60 - Halter
				für Fahrzeuge mit Sportpaket / für Fahrzeuge mit AMG-Sportpaket				
			→	<input type="checkbox"/> ; 03/09→		24.3426-9989.5	240647	ATE Ø 42 - Halter
			→	<input type="checkbox"/> ; 03/09→		24.3426-9990.5	240648	ATE Ø 42 - Halter
E 220 BlueTEC 4-matic (212.011)	125	01/15→	←	<input type="checkbox"/> ;		24.3601-1721.5	240629	TRW Ø 60 - Halter
				für Fahrzeuge mit Sportpaket / für Fahrzeuge mit AMG-Sportpaket				
			←	<input type="checkbox"/> ;		24.3601-1722.5	240630	TRW Ø 60 - Halter
				für Fahrzeuge mit Sportpaket / für Fahrzeuge mit AMG-Sportpaket				
			←	<input type="checkbox"/> ;		24.3601-1723.5	240631	TRW Ø 60 - Halter
				für Fahrzeuge ohne Sportpaket / für Fahrzeuge ohne AMG-Sportpaket				
			←	<input type="checkbox"/> ;		24.3601-1724.5	240632	TRW Ø 60 - Halter
				für Fahrzeuge ohne Sportpaket / für Fahrzeuge ohne AMG-Sportpaket				
			→	<input type="checkbox"/>		24.3426-9989.5	240647	ATE Ø 42 - Halter
			→	<input type="checkbox"/>		24.3426-9990.5	240648	ATE Ø 42 - Halter

	kw			 	! #			
<b>MERCEDES-BENZ - E-KLASSE (W212) 01/09→</b>								
<b> Bremssattel</b>								
E 220 CDI E 220 CDI / BlueTEC (212.001, 212.002)	120	01/09→	←	☐; 03/09→; für Fahrzeuge ohne Sportpaket / für Fahrzeuge ohne AMG-Sportpaket		24.3606-1707.7	221011	TRW Ø 60 - Halter
	125	01/09→	←	☐; 03/09→; für Fahrzeuge ohne Sportpaket / für Fahrzeuge ohne AMG-Sportpaket		24.3606-1708.7	221012	TRW Ø 60 - Halter
			←	☐; 03/09→; für Fahrzeuge mit Sportpaket / für Fahr- zeuge mit AMG-Sportpaket		24.3606-1711.5	240780	TRW Ø 60 - Halter
			←	☐; 03/09→; für Fahrzeuge mit Sportpaket / für Fahr- zeuge mit AMG-Sportpaket		24.3606-1712.5	240781	TRW Ø 60 - Halter
			→	☐; A 007599→		24.3426-9989.5	240647	ATE Ø 42 - Halter
			→	☐; 03/09→		24.3426-9989.5	240647	ATE Ø 42 - Halter
			→	☐; A 007599→		24.3426-9990.5	240648	ATE Ø 42 - Halter
			→	☐; 03/09→		24.3426-9990.5	240648	ATE Ø 42 - Halter
E 250 (212.036) E 250 CGI (212.047, 212.147)	155	01/13→	←	☐; für Fahrzeuge mit Sportpaket / für Fahr- zeuge mit AMG-Sportpaket		24.3606-1711.5	240780	TRW Ø 60 - Halter
	150	01/09→	←	☐; für Fahrzeuge mit Sportpaket / für Fahr- zeuge mit AMG-Sportpaket		24.3606-1712.5	240781	TRW Ø 60 - Halter
			→	☐		24.3426-9989.5	240647	ATE Ø 42 - Halter
			→	☐		24.3426-9990.5	240648	ATE Ø 42 - Halter
E 250 CDI / BlueTEC (212.003, 212.004)	150	01/09→	←	☐; 03/09→; für Fahrzeuge ohne Sportpaket / für Fahrzeuge ohne AMG-Sportpaket; → A 001284		24.3606-1707.7	221011	TRW Ø 60 - Halter
			←	☐; 03/09→; für Fahrzeuge ohne Sportpaket / für Fahrzeuge ohne AMG-Sportpaket; → A 001284		24.3606-1708.7	221012	TRW Ø 60 - Halter
			←	☐; 03/09→; für Fahrzeuge mit Sportpaket / für Fahr- zeuge mit AMG-Sportpaket		24.3606-1711.5	240780	TRW Ø 60 - Halter
			←	☐; 03/09→; für Fahrzeuge mit Sportpaket / für Fahr- zeuge mit AMG-Sportpaket		24.3606-1712.5	240781	TRW Ø 60 - Halter
			→	☐; 03/09→; → A 007598		24.3426-9991.5	240954	ATE Ø 42 - Halter
E 250 CDI / BlueTEC 4- matic (212.082, 212.097)	150	01/09→	←	☐; 03/09→; für Fahrzeuge mit Sportpaket / für Fahr- zeuge mit AMG-Sportpaket		24.3601-1721.5	240629	TRW Ø 60 - Halter
			←	☐; 03/09→; für Fahrzeuge mit Sportpaket / für Fahr- zeuge mit AMG-Sportpaket		24.3601-1722.5	240630	TRW Ø 60 - Halter
			←	☐; 03/09→; für Fahrzeuge ohne Sportpaket / für Fahrzeuge ohne AMG-Sportpaket		24.3601-1723.5	240631	TRW Ø 60 - Halter
			←	☐; 03/09→; für Fahrzeuge ohne Sportpaket / für Fahrzeuge ohne AMG-Sportpaket		24.3601-1724.5	240632	TRW Ø 60 - Halter
			→	☐; 03/09→		24.3426-9989.5	240647	ATE Ø 42 - Halter
			→	☐; 03/09→		24.3426-9990.5	240648	ATE Ø 42 - Halter
			E 300 (212.054) E 350 (212.056) E 350 BlueTEC (212.024) E 350 CDI (212.025) E 350 CGI (212.057)	170	01/09→	←	☐; 03/09→; für Fahrzeuge mit Sportpaket / für Fahr- zeuge mit AMG-Sportpaket	
200	01/09→	←		☐; 03/09→; für Fahrzeuge mit Sportpaket / für Fahr- zeuge mit AMG-Sportpaket		24.3606-1712.5	240781	TRW Ø 60 - Halter
155	01/09→	→		☐; 03/09→		24.3426-9991.5	240954	ATE Ø 42 - Halter
170	01/09→	→		☐; 03/09→		24.3426-9990.5	240648	ATE Ø 42 - Halter
215	01/09→08/11	→		☐; 03/09→		24.3426-9991.5	240954	ATE Ø 42 - Halter
E 300 (212.055) E 350 (212.059) E 350 BlueTEC (212.026) E 350 CDI (212.023)	185	07/11→	←	☐; für Fahrzeuge mit Sportpaket / für Fahr- zeuge mit AMG-Sportpaket		24.3606-1711.5	240780	TRW Ø 60 - Halter
	225	09/11→	←	☐; für Fahrzeuge mit Sportpaket / für Fahr- zeuge mit AMG-Sportpaket		24.3606-1712.5	240781	TRW Ø 60 - Halter
	190	05/14→	→	☐		24.3426-9991.5	240954	ATE Ø 42 - Halter
	195	03/11→	→	☐		24.3426-9991.5	240954	ATE Ø 42 - Halter
E 300 4-matic (212.080) E 350 4-matic (212.088) E 350 CDI 4-matic (212.089) ↓	185	07/11→	←	☐; für Fahrzeuge mit Sportpaket / für Fahr- zeuge mit AMG-Sportpaket		24.3601-1721.5	240629	TRW Ø 60 - Halter
	225	09/11→	←	☐; für Fahrzeuge mit Sportpaket / für Fahr- zeuge mit AMG-Sportpaket		24.3601-1721.5	240629	TRW Ø 60 - Halter
	170	09/09→	←	☐; für Fahrzeuge mit Sportpaket / für Fahr- zeuge mit AMG-Sportpaket		24.3601-1721.5	240629	TRW Ø 60 - Halter



	kw			 	! #					
<b>MERCEDES-BENZ - E-KLASSE (W212) 01/09→</b>										
<b>Bremssattel</b>										
E 350 CDI 4-matic (212.093)	195	03/11→	←	 ; für Fahrzeuge mit Sportpaket / für Fahrzeuge mit AMG-Sportpaket	24.3601-1722.5	240630	TRW Ø 60 - Halter			
			←	 ; für Fahrzeuge ohne Sportpaket / für Fahrzeuge ohne AMG-Sportpaket	24.3601-1723.5	240631	TRW Ø 60 - Halter			
			←	 ; für Fahrzeuge ohne Sportpaket / für Fahrzeuge ohne AMG-Sportpaket	24.3601-1724.5	240632	TRW Ø 60 - Halter			
			→		24.3426-9991.5	240954	ATE Ø 42 - Halter			
E 300 CDI / BlueTEC (212.020, 212.021, 212.027)	170	03/11→	←	 ; 04/11→; für Fahrzeuge mit Sportpaket / für Fahrzeuge mit AMG-Sportpaket	24.3606-1711.5	240780	TRW Ø 60 - Halter			
			←	 ; 04/11→; für Fahrzeuge mit Sportpaket / für Fahrzeuge mit AMG-Sportpaket	24.3606-1712.5	240781	TRW Ø 60 - Halter			
			→	 ; 04/11→	24.3426-9991.5	240954	ATE Ø 42 - Halter			
E 300 CDI (212.020) E 400 (212.061) E 400 (212.065) E 400 4-matic (212.067) E 400 4-matic (212.099)	150 245 245 245 245	12/09→12/10 07/14→ 01/13→ 01/13→ 07/14→	→		24.3426-9991.5	240954	ATE Ø 42 - Halter			
			E 300 Hybrid / BlueTEC Hybrid (212.098)	150	12/11→	←	 ; 06/12→; für Fahrzeuge mit Sportpaket / für Fahrzeuge mit AMG-Sportpaket	24.3606-1711.5	240780	TRW Ø 60 - Halter
						←	 ; 06/12→; für Fahrzeuge mit Sportpaket / für Fahrzeuge mit AMG-Sportpaket	24.3606-1712.5	240781	TRW Ø 60 - Halter
						→	 ; 06/12→	24.3426-9991.5	240954	ATE Ø 42 - Halter
E 350 4-matic (212.087)	200	01/09→08/11	←	 ; 03/09→; für Fahrzeuge mit Sportpaket / für Fahrzeuge mit AMG-Sportpaket	24.3601-1721.5	240629	TRW Ø 60 - Halter			
			←	 ; 03/09→; für Fahrzeuge mit Sportpaket / für Fahrzeuge mit AMG-Sportpaket	24.3601-1722.5	240630	TRW Ø 60 - Halter			
			←	 ; 03/09→; für Fahrzeuge ohne Sportpaket / für Fahrzeuge ohne AMG-Sportpaket	24.3601-1723.5	240631	TRW Ø 60 - Halter			
			←	 ; 03/09→; für Fahrzeuge ohne Sportpaket / für Fahrzeuge ohne AMG-Sportpaket	24.3601-1724.5	240632	TRW Ø 60 - Halter			
			→	 ; 03/09→	24.3426-9991.5	240954	ATE Ø 42 - Halter			
E 350 BlueTEC	185	11/12→	←	 ; 01/13→; für Fahrzeuge mit Sportpaket / für Fahrzeuge mit AMG-Sportpaket	24.3606-1711.5	240780	TRW Ø 60 - Halter			
			←	 ; 01/13→; für Fahrzeuge mit Sportpaket / für Fahrzeuge mit AMG-Sportpaket	24.3606-1712.5	240781	TRW Ø 60 - Halter			
			→	 ; 01/13→	24.3426-9991.5	240954	ATE Ø 42 - Halter			
E 350 BlueTEC 4-matic (212.094)	185	11/12→	←	 ; 01/13→; für Fahrzeuge ohne Sportpaket / für Fahrzeuge ohne AMG-Sportpaket	24.3601-1723.5	240631	TRW Ø 60 - Halter			
			←	 ; 01/13→; für Fahrzeuge ohne Sportpaket / für Fahrzeuge ohne AMG-Sportpaket	24.3601-1724.5	240632	TRW Ø 60 - Halter			
			→	 ; 01/13→	24.3426-9991.5	240954	ATE Ø 42 - Halter			
E 350 BlueTEC 4-matic (212.094)	190	05/14→	←	 ; für Fahrzeuge ohne Sportpaket / für Fahrzeuge ohne AMG-Sportpaket	24.3601-1723.5	240631	TRW Ø 60 - Halter			
			←	 ; für Fahrzeuge ohne Sportpaket / für Fahrzeuge ohne AMG-Sportpaket	24.3601-1724.5	240632	TRW Ø 60 - Halter			
			→		24.3426-9991.5	240954	ATE Ø 42 - Halter			
E 500 (212.072) E 500 4-matic (212.090)	285 285	01/09→ 01/09→	→	 ; 03/09→	11.9426-9959.2	220801	ATE Ø 42 - Halter			
			→	 ; 03/09→	11.9426-9960.2	220802	ATE Ø 42 - Halter			
E 500 (212.073) E 500 4-matic (212.091)	300 300	09/11→ 09/11→	→		11.9426-9959.2	220801	ATE Ø 42 - Halter			
			→		11.9426-9960.2	220802	ATE Ø 42 - Halter			
<b>Feder, Bremssattel</b>										
E 200 (212.034) ↓	135	01/13→			2	11.8116-0087.2	390607	ATE		





kW



! #








**MERCEDES-BENZ - E-KLASSE (W212) 01/09→****Feder, Bremssattel**

E 200 CGI (212.048, 212.148)	135	08/09→			2	11.8116-0087.2	390607	ATE
E 200 NGT (212.035)	115	07/13→						
E 200 NGT (212.041)	120	03/11→						
E 220 BlueTEC (212.001)	130	05/14→						
E 220 BlueTEC 4-matic (212.011)	125	01/15→						
E 250 (212.036)	155	01/13→						
E 250 CGI (212.047, 212.147)	150	01/09→						
E 300 (212.055)	185	07/11→						
E 300 4-matic (212.080)	185	07/11→						
E 350 (212.059)	225	09/11→						
E 350 4-matic (212.088)	225	09/11→						
E 350 BlueTEC (212.026)	190	05/14→						
E 350 BlueTEC 4-matic (212.094)	190	05/14→						
E 350 CDI (212.023)	195	03/11→						
E 350 CDI 4-matic (212.089)	170	09/09→						
E 350 CDI 4-matic (212.093)	195	03/11→						
E 400 (212.061)	245	07/14→						
E 400 (212.065)	245	01/13→						
E 400 4-matic (212.067)	245	01/13→						
E 400 4-matic (212.099)	245	07/14→						
E 500 (212.073)	300	09/11→						
E 500 4-matic (212.091)	300	09/11→						
E 200 CDI / BlueTEC (212.005, 212.006)	100	01/09→		03/09→	2	11.8116-0087.2	390607	ATE
E 250 CDI / BlueTEC 4-matic (212.082, 212.097)	150	01/09→						
E 300 (212.054)	170	01/09→						
E 350 (212.056)	200	01/09→						
E 350 4-matic (212.087)	200	01/09→08/11						
E 350 BlueTEC (212.024)	155	01/09→						
E 350 CDI (212.025)	170	01/09→						
E 350 CGI (212.057)	215	01/09→08/11						
E 500 (212.072)	285	01/09→						
E 500 4-matic (212.090)	285	01/09→						
E 220 CDI	120	01/09→		A 007599→	2	11.8116-0087.2	390607	ATE
E 220 CDI / BlueTEC (212.001, 212.002)	125	01/09→		03/09→	2	11.8116-0087.2	390607	ATE
E 250 CDI / BlueTEC (212.003, 212.004)	150	01/09→		03/09→; → A 007598	2	11.8116-0087.2	390607	ATE
E 300 CDI / BlueTEC (212.020, 212.021, 212.027)	170	03/11→		04/11→	2	11.8116-0087.2	390607	ATE
E 300 Hybrid / BlueTEC Hybrid (212.098)	150	12/11→		06/12→	2	11.8116-0087.2	390607	ATE
E 350 BlueTEC	185	11/12→		01/13→	2	11.8116-0087.2	390607	ATE
E 350 BlueTEC 4-matic (212.094)	185	11/12→						










**Führungshülzensatz, Bremssattel**











E 200 (212.034)	135	01/13→	➔			11.0101-5407.2	260011	ATE
E 200 CGI (212.048, 212.148)	135	08/09→						
E 200 NGT (212.035)	115	07/13→						
E 200 NGT (212.041)	120	03/11→						
E 220 BlueTEC (212.001)	130	05/14→						
E 220 BlueTEC 4-matic (212.011)	125	01/15→						
E 250 (212.036)	155	01/13→						
E 250 CGI (212.047, 212.147)	150	01/09→						
E 300 (212.055)	185	07/11→						
E 300 4-matic (212.080)	185	07/11→						
E 350 (212.059)	225	09/11→						
E 350 4-matic (212.088)	225	09/11→						
E 350 BlueTEC (212.026)	190	05/14→						
E 350 BlueTEC 4-matic (212.094)	190	05/14→						
E 350 CDI (212.023)	195	03/11→						
E 350 CDI 4-matic (212.089)	170	09/09→						
E 350 CDI 4-matic (212.093)	195	03/11→						












































	kW			 	! #		
<b>MERCEDES-BENZ - E-KLASSE (W212) 01/09→</b>							
<b>Führungshülzensatz, Bremssattel</b>							
E 400 (212.061)	245	07/14→	➔			11.0101-5407.2 260011	ATE
E 400 (212.065)	245	01/13→					
E 400 4-matic (212.067)	245	01/13→					
E 400 4-matic (212.099)	245	07/14→					
E 500 (212.073)	300	09/11→					
E 500 4-matic (212.091)	300	09/11→					
E 200 CDI / BlueTEC (212.005, 212.006)	100	01/09→	➔	03/09→		11.0101-5407.2 260011	ATE
E 250 CDI / BlueTEC 4-matic (212.082, 212.097)	150	01/09→					
E 300 (212.054)	170	01/09→					
E 350 (212.056)	200	01/09→					
E 350 4-matic (212.087)	200	01/09→08/11					
E 350 BlueTEC (212.024)	155	01/09→					
E 350 CDI (212.025)	170	01/09→					
E 350 CGI (212.057)	215	01/09→08/11					
E 500 (212.072)	285	01/09→					
E 500 4-matic (212.090)	285	01/09→					
E 220 CDI	120	01/09→	➔	A 007599→		11.0101-5407.2 260011	ATE
E 220 CDI / BlueTEC (212.001, 212.002)	125	01/09→	➔	03/09→		11.0101-5407.2 260011	ATE
E 250 CDI / BlueTEC (212.003, 212.004)	150	01/09→	➔	03/09→; → A 007598		11.0101-5407.2 260011	ATE
E 300 CDI / BlueTEC (212.020, 212.021, 212.027)	170	03/11→	➔	04/11→		11.0101-5407.2 260011	ATE
E 300 Hybrid / BlueTEC Hybrid (212.098)	150	12/11→	➔	06/12→		11.0101-5407.2 260011	ATE
E 350 BlueTEC	185	11/12→	➔	01/13→		11.0101-5407.2 260011	ATE
E 350 BlueTEC 4-matic (212.094)	185	11/12→					
<b>Führungsbolzen, Bremssattel</b>							
E 200 (212.034)	135	01/13→				11.8171-0008.1 990049	ATE
E 200 CGI (212.048, 212.148)	135	08/09→					
E 200 NGT (212.035)	115	07/13→					
E 200 NGT (212.041)	120	03/11→					
E 220 BlueTEC (212.001)	130	05/14→					
E 220 BlueTEC 4-matic (212.011)	125	01/15→					
E 250 (212.036)	155	01/13→					
E 250 CGI (212.047, 212.147)	150	01/09→					
E 300 (212.055)	185	07/11→					
E 300 4-matic (212.080)	185	07/11→					
E 350 (212.059)	225	09/11→					
E 350 4-matic (212.088)	225	09/11→					
E 350 BlueTEC (212.026)	190	05/14→					
E 350 BlueTEC 4-matic (212.094)	190	05/14→					
E 350 CDI (212.023)	195	03/11→					
E 350 CDI 4-matic (212.089)	170	09/09→					
E 350 CDI 4-matic (212.093)	195	03/11→					
E 400 (212.061)	245	07/14→					
E 400 (212.065)	245	01/13→					
E 400 4-matic (212.067)	245	01/13→					
E 400 4-matic (212.099)	245	07/14→					
E 500 (212.073)	300	09/11→					
E 500 4-matic (212.091)	300	09/11→					
E 200 CDI / BlueTEC (212.005, 212.006)	100	01/09→		03/09→		11.8171-0008.1 990049	ATE
E 250 CDI / BlueTEC 4-matic (212.082, 212.097)	150	01/09→					
E 300 (212.054)	170	01/09→					
E 350 (212.056)	200	01/09→					
E 350 4-matic (212.087)	200	01/09→08/11					
E 350 BlueTEC (212.024)	155	01/09→					
E 350 CDI (212.025)	170	01/09→					
E 350 CGI (212.057)	215	01/09→08/11					
E 500 (212.072)	285	01/09→					
E 500 4-matic (212.090)	285	01/09→					
E 220 CDI	120	01/09→		A 007599→		11.8171-0008.1 990049	ATE
E 220 CDI / BlueTEC (212.001, 212.002)	125	01/09→		03/09→		11.8171-0008.1 990049	ATE
↓							



	kW			 	! #		
<b>MERCEDES-BENZ - E-KLASSE (W212) 01/09→</b>							
<b>Führungsbolzen, Bremsattel</b>							
E 250 CDI / BlueTEC (212.003, 212.004)	150	01/09→		03/09→; → A 007598		11.8171-0008.1 990049	ATE
E 300 CDI / BlueTEC (212.020, 212.021, 212.027)	170	03/11→		04/11→		11.8171-0008.1 990049	ATE
E 300 Hybrid / BlueTEC Hybrid (212.098)	150	12/11→		06/12→		11.8171-0008.1 990049	ATE
E 350 BlueTEC	185	11/12→		01/13→		11.8171-0008.1 990049	ATE
E 350 BlueTEC 4-matic (212.094)	185	11/12→					
<b> Bremsschlauch</b>							
E 200 (212.034)	135	01/13→	←		2	24.5148-0406.3 331478	L= 402
E 200 CGI (212.048, 212.148)	135	08/09→					
E 200 NGT (212.035)	115	07/13→					
E 200 NGT (212.041)	120	03/11→					
E 220 BlueTEC (212.001)	130	05/14→					
E 250 (212.036)	155	01/13→					
E 250 CGI (212.047, 212.147)	150	01/09→					
E 300 (212.055)	185	07/11→					
E 350 (212.059)	225	09/11→					
E 350 BlueTEC (212.026)	190	05/14→					
E 350 CDI (212.023)	195	03/11→					
E 400 (212.061)	245	07/14→					
E 400 (212.065)	245	01/13→					
E 500 (212.073)	300	09/11→					
E 200 CDI / BlueTEC (212.005, 212.006)	100	01/09→	←	03/09→	2	24.5148-0406.3 331478	L= 402
E 220 CDI	120	01/09→					
E 220 CDI / BlueTEC (212.001, 212.002)	125	01/09→					
E 250 CDI / BlueTEC (212.003, 212.004)	150	01/09→					
E 300 (212.054)	170	01/09→					
E 350 (212.056)	200	01/09→					
E 350 BlueTEC (212.024)	155	01/09→					
E 350 CDI (212.025)	170	01/09→					
E 350 CGI (212.057)	215	01/09→08/11					
E 500 (212.072)	285	01/09→					
E 220 BlueTEC 4-matic (212.011)	125	01/15→	←		2	83.7713-0487.3 331342	L= 488
E 300 4-matic (212.080)	185	07/11→					
E 350 4-matic (212.088)	225	09/11→					
E 350 BlueTEC 4-matic (212.094)	190	05/14→					
E 350 CDI 4-matic (212.089)	170	09/09→					
E 350 CDI 4-matic (212.093)	195	03/11→					
E 400 4-matic (212.067)	245	01/13→					
E 400 4-matic (212.099)	245	07/14→					
E 500 4-matic (212.091)	300	09/11→					
E 250 CDI / BlueTEC 4-matic (212.082, 212.097)	150	01/09→	←	03/09→	2	83.7713-0487.3 331342	L= 488
E 350 4-matic (212.087)	200	01/09→08/11					
E 500 4-matic (212.090)	285	01/09→					
E 300 CDI / BlueTEC (212.020, 212.021, 212.027)	170	03/11→	←	04/11→	2	24.5148-0406.3 331478	L= 402
E 300 Hybrid / BlueTEC Hybrid (212.098)	150	12/11→	←	06/12→	2	24.5148-0406.3 331478	L= 402
E 350 BlueTEC	185	11/12→	←	01/13→	2	24.5148-0406.3 331478	L= 402
E 350 BlueTEC 4-matic (212.094)	185	11/12→	←	01/13→	2	83.7713-0487.3 331342	L= 488
<b>MERCEDES-BENZ - E-KLASSE Cabriolet (A124) 05/93→03/98</b>							
<b> Bremssattel</b>							
E 200 (124.060)	100	06/93→03/98	←			24.3541-1603.5 240037	TRW Ø 54 - Halter
E 220 (124.062)	110	06/93→03/98	←			24.3541-1604.5 240038	TRW Ø 54 - Halter
			→			24.9238-8035.5 230025	ATE Ø 38
			→			24.9238-8036.5 230026	ATE Ø 38
E 320 (124.066)	162	06/93→03/98	→			24.9238-8035.5 230025	ATE Ø 38
E 36 AMG (124.066)	200	05/94→03/98					

	kw					! #			
<b>MERCEDES-BENZ - E-KLASSE Cabriolet (A124) 05/93→03/98</b>									
 <b>Bremssattel</b>									
E 320 (124.066)	162	06/93→03/98	➔	<input type="checkbox"/>			24.9238-8036.5	230026	ATE Ø 38
E 36 AMG (124.066)	200	05/94→03/98							
<b>Dichtungssatz, Bremssattel</b>									
E 200 (124.060)	100	06/93→03/98	➔				13.0441-3817.2	250071	ATE
E 220 (124.062)	110	06/93→03/98							
E 320 (124.066)	162	06/93→03/98			B 862122→		13.0441-4214.2	250091	ATE
					→ B 862121		13.0441-4214.2	250091	ATE
			➔				13.0441-3817.2	250071	ATE
E 36 AMG (124.066)	200	05/94→03/98	➔				13.0441-4214.2	250091	ATE
			➔				13.0441-3817.2	250071	ATE
<b>Zubehörsatz, Bremssattel</b>									
E 200 (124.060)	100	06/93→03/98					24.0101-3601.2	260044	TRW
E 220 (124.062)	110	06/93→03/98							
<b>Schraube, Bremssattel</b>									
E 200 (124.060)	100	06/93→03/98				4	13.8190-0242.1	990124	M12x1,5
E 220 (124.062)	110	06/93→03/98							
E 36 AMG (124.066)	200	05/94→03/98							
E 320 (124.066)	162	06/93→03/98			B 862122→	4	13.8190-0242.1	990124	M12x1,5
					→ B 862121	4	13.8190-0242.1	990124	M12x1,5
 <b>Bremsschlauch</b>									
E 200 (124.060)	100	06/93→03/98	➔			2	24.5101-0346.3	331406	L= 346
E 220 (124.062)	110	06/93→03/98							
E 320 (124.066)	162	06/93→03/98	➔			2	83.7704-0281.3	330804	L= 280
E 36 AMG (124.066)	200	05/94→03/98							
<b>MERCEDES-BENZ - E-KLASSE Cabriolet (A207) 01/10→</b>									
 <b>Bremssattel</b>									
E 200 (207.434)	135	03/13→	➔	<input type="checkbox"/>	für Fahrzeuge ohne Sportpaket / für Fahrzeuge ohne AMG-Sportpaket		24.3606-1707.7	221011	TRW Ø 60 - Halter
			➔	<input type="checkbox"/>	für Fahrzeuge ohne Sportpaket / für Fahrzeuge ohne AMG-Sportpaket		24.3606-1708.7	221012	TRW Ø 60 - Halter
			➔	<input type="checkbox"/>	für Fahrzeuge mit Sportpaket / für Fahrzeuge mit AMG-Sportpaket		24.3606-1711.5	240780	TRW Ø 60 - Halter
			➔	<input type="checkbox"/>	für Fahrzeuge mit Sportpaket / für Fahrzeuge mit AMG-Sportpaket		24.3606-1712.5	240781	TRW Ø 60 - Halter
			➔	<input type="checkbox"/>			11.9386-9991.2	220949	ATE Ø 38 - Halter
			➔	<input type="checkbox"/>			11.9386-9992.2	220950	ATE Ø 38 - Halter
E 200 CGI (207.448)	135	01/10→	➔	<input type="checkbox"/>	03/10→; für Fahrzeuge ohne Sportpaket / für Fahrzeuge ohne AMG-Sportpaket		24.3606-1707.7	221011	TRW Ø 60 - Halter
E 220 CDI / BlueTEC / d (207.402, 207.401)	125	01/10→							
E 220 CDI (207.402)	120	02/10→	➔	<input type="checkbox"/>	03/10→; für Fahrzeuge ohne Sportpaket / für Fahrzeuge ohne AMG-Sportpaket		24.3606-1708.7	221012	TRW Ø 60 - Halter
E 250 CDI / BlueTEC / d (207.403, 207.404)	150	01/10→	➔	<input type="checkbox"/>	03/10→; für Fahrzeuge mit Sportpaket / für Fahrzeuge mit AMG-Sportpaket		24.3606-1711.5	240780	TRW Ø 60 - Halter
			➔	<input type="checkbox"/>	03/10→; für Fahrzeuge mit Sportpaket / für Fahrzeuge mit AMG-Sportpaket		24.3606-1712.5	240781	TRW Ø 60 - Halter
			➔	<input type="checkbox"/>	03/10→; GG		11.9381-9954.2	220926	ATE Ø 38 - Halter
			➔	<input type="checkbox"/>	03/10→; ALU		11.9386-9991.2	220949	ATE Ø 38 - Halter
			➔	<input type="checkbox"/>	03/10→; ALU		11.9386-9992.2	220950	ATE Ø 38 - Halter
E 220 BlueTEC (207.401)	130	05/14→	➔	<input type="checkbox"/>	für Fahrzeuge ohne Sportpaket / für Fahrzeuge ohne AMG-Sportpaket		24.3606-1707.7	221011	TRW Ø 60 - Halter
			➔	<input type="checkbox"/>	für Fahrzeuge ohne Sportpaket / für Fahrzeuge ohne AMG-Sportpaket		24.3606-1708.7	221012	TRW Ø 60 - Halter
			➔	<input type="checkbox"/>	für Fahrzeuge mit Sportpaket / für Fahrzeuge mit AMG-Sportpaket		24.3606-1711.5	240780	TRW Ø 60 - Halter

	kw			 	! #			
<b>MERCEDES-BENZ - E-KLASSE Cabriolet (A207) 01/10→</b>								
<b>Bremssattel</b>								
E 220 BlueTEC (207.401)	130	05/14→	←	 ; für Fahrzeuge mit Sportpaket / für Fahrzeuge mit AMG-Sportpaket	24.3606-1712.5	240781	TRW Ø 60 - Halter	
			→	 ; GG	11.9381-9954.2	220926	ATE Ø 38 - Halter	
			→	 ; ALU	11.9386-9991.2	220949	ATE Ø 38 - Halter	
			→	 ; ALU	11.9386-9992.2	220950	ATE Ø 38 - Halter	
E 250 (207.436)	155	06/13→	←	 ; für Fahrzeuge mit Sportpaket / für Fahrzeuge mit AMG-Sportpaket	24.3606-1711.5	240780	TRW Ø 60 - Halter	
			←	 ; für Fahrzeuge mit Sportpaket / für Fahrzeuge mit AMG-Sportpaket	24.3606-1712.5	240781	TRW Ø 60 - Halter	
			→		11.9386-9991.2	220949	ATE Ø 38 - Halter	
			→		11.9386-9992.2	220950	ATE Ø 38 - Halter	
E 250 CGI (207.447)	150	01/10→	←	 ; 03/10→; für Fahrzeuge mit Sportpaket / für Fahrzeuge mit AMG-Sportpaket	24.3606-1711.5	240780	TRW Ø 60 - Halter	
			←	 ; 03/10→; für Fahrzeuge mit Sportpaket / für Fahrzeuge mit AMG-Sportpaket	24.3606-1712.5	240781	TRW Ø 60 - Halter	
			→	 ; 03/10→; GG	11.9381-9954.2	220926	ATE Ø 38 - Halter	
			→	 ; 03/10→; ALU	11.9386-9991.2	220949	ATE Ø 38 - Halter	
			→	 ; 03/10→; ALU	11.9386-9992.2	220950	ATE Ø 38 - Halter	
E 300 (207.455) E 320 (207.462) E 350 (207.459) E 350 BlueTEC/ d (207.426) E 350 BlueTEC (207.426) E 350 CDI	185 200 225	04/11→ 07/14→ 04/11→	←	 ; für Fahrzeuge mit Sportpaket / für Fahrzeuge mit AMG-Sportpaket	24.3606-1711.5	240780	TRW Ø 60 - Halter	
			←	 ; für Fahrzeuge mit Sportpaket / für Fahrzeuge mit AMG-Sportpaket	24.3606-1712.5	240781	TRW Ø 60 - Halter	
	185 195	06/13→ 04/11→	→	 ; ALU	11.9406-9961.2	220951	ATE Ø 40 - Halter	
			→	 ; ALU	11.9406-9962.2	220952	ATE Ø 40 - Halter	
E 350 CDI (207.422) E 350 CGI (207.457)	170 215	01/10→ 01/10→	←	 ; 03/10→; für Fahrzeuge mit Sportpaket / für Fahrzeuge mit AMG-Sportpaket	24.3606-1711.5	240780	TRW Ø 60 - Halter	
			←	 ; 03/10→; für Fahrzeuge mit Sportpaket / für Fahrzeuge mit AMG-Sportpaket	24.3606-1712.5	240781	TRW Ø 60 - Halter	
	→	 ; 03/10→; ALU	11.9406-9961.2	220951	ATE Ø 40 - Halter			
	→	 ; 03/10→; ALU	11.9406-9962.2	220952	ATE Ø 40 - Halter			
E 400 (207.461) E 400 (207.465) E 500 (207.473) E 550	245 245 300 299	07/14→ 06/13→ 09/11→ 09/11→	→	 ; ALU	11.9406-9961.2	220951	ATE Ø 40 - Halter	
			→	 ; ALU	11.9406-9962.2	220952	ATE Ø 40 - Halter	
			→	 ; 03/10→; ALU	11.9406-9961.2	220951	ATE Ø 40 - Halter	
E 500 (207.472)	285	01/10→	→	 ; 03/10→; ALU	11.9406-9962.2	220952	ATE Ø 40 - Halter	
<b>Feder, Bremssattel</b>								
E 200 (207.434) E 250 (207.436) E 300 (207.455) E 320 (207.462) E 350 (207.459) E 350 BlueTEC/ d (207.426) E 350 BlueTEC (207.426) E 350 CDI E 400 (207.461) E 400 (207.465) E 500 (207.473) E 550	135 155 185 200 225 190 185 195 245 245 300 299	03/13→ 06/13→ 04/11→ 07/14→ 04/11→ 05/14→ 06/13→ 04/11→ 07/14→ 06/13→ 09/11→ 09/11→			2	11.8116-0340.1	390595	ATE
			→	03/10→	2	11.8116-0340.1	390595	ATE
			→		2	11.8116-0340.1	390595	ATE
			→		2	11.8116-0340.1	390595	ATE
			→		2	11.8116-0340.1	390595	ATE
			→		2	11.8116-0340.1	390595	ATE
			→		2	11.8116-0340.1	390595	ATE
			→		2	11.8116-0340.1	390595	ATE
			→		2	11.8116-0340.1	390595	ATE
			→		2	11.8116-0340.1	390595	ATE
			→		2	11.8116-0340.1	390595	ATE
			→		2	11.8116-0340.1	390595	ATE

	kW					! #		
<b>MERCEDES-BENZ - E-KLASSE Cabriolet (A207) 01/10→</b>								
<b>Feder, Bremssattel</b>								
E 500 (207.472)	285	01/10→			03/10→	2	11.8116-0340.1 390595	ATE
<b>Führungshülzensatz, Bremssattel</b>								
E 200 (207.434)	135	03/13→	→				11.0101-5407.2 260011	ATE
E 250 (207.436)	155	06/13→						
E 300 (207.455)	185	04/11→						
E 320 (207.462)	200	07/14→						
E 350 (207.459)	225	04/11→						
E 350 BlueTEC/ d (207.426)	190	05/14→						
E 350 BlueTEC (207.426)	185	06/13→						
E 350 CDI	195	04/11→						
E 400 (207.461)	245	07/14→						
E 400 (207.465)	245	06/13→						
E 350 CDI (207.422)	170	01/10→	→		03/10→		11.0101-5407.2 260011	ATE
E 350 CGI (207.457)	215	01/10→						
E 500 (207.472)	285	01/10→						
E 500 (207.473)	300	09/11→	←				11.0101-7001.2 260139	ATE
E 550	299	09/11→	→				11.0101-5407.2 260011	ATE
<b>Führungsbolzen, Bremssattel</b>								
E 300 (207.455)	185	04/11→					11.8171-0008.1 990049	ATE
E 320 (207.462)	200	07/14→						
E 350 (207.459)	225	04/11→						
E 350 BlueTEC/ d (207.426)	190	05/14→						
E 350 BlueTEC (207.426)	185	06/13→						
E 350 CDI	195	04/11→						
E 400 (207.461)	245	07/14→						
E 400 (207.465)	245	06/13→						
E 350 CDI (207.422)	170	01/10→			03/10→		11.8171-0008.1 990049	ATE
E 350 CGI (207.457)	215	01/10→						
E 500 (207.472)	285	01/10→						
E 500 (207.473)	300	09/11→					11.8171-0008.1 990049	ATE
E 550	299	09/11→					11.8171-0096.1 250155	ATE
<b> Bremsschlauch</b>								
E 200 (207.434)	135	03/13→	←			2	83.7705-0386.3 330828	L= 385
E 220 BlueTEC (207.401)	130	05/14→	→			2	24.5172-0305.3 331312	L= 305
E 250 (207.436)	155	06/13→						
E 300 (207.455)	185	04/11→						
E 320 (207.462)	200	07/14→						
E 350 (207.459)	225	04/11→						
E 350 BlueTEC/ d (207.426)	190	05/14→						
E 350 BlueTEC (207.426)	185	06/13→						
E 350 CDI	195	04/11→						
E 400 (207.461)	245	07/14→						
E 400 (207.465)	245	06/13→						
E 500 (207.473)	300	09/11→						
E 550	299	09/11→						
E 200 CGI (207.448)	135	01/10→	←		03/10→	2	83.7705-0386.3 330828	L= 385
E 220 CDI / BlueTEC / d (207.402, 207.401)	125	01/10→	→		03/10→	2	24.5172-0305.3 331312	L= 305
E 220 CDI (207.402)	120	02/10→						
E 250 CDI / BlueTEC / d (207.403, 207.404)	150	01/10→						
E 250 CGI (207.447)	150	01/10→						
E 350 CDI (207.422)	170	01/10→						
E 350 CGI (207.457)	215	01/10→						
E 500 (207.472)	285	01/10→						
<b>MERCEDES-BENZ - E-KLASSE Coupe (C124) 06/93→06/97</b>								
<b> Bremssattel</b>								
E 200 (124.040)	100	06/93→06/97	←	☐			24.3541-1603.5 240037	TRW Ø 54 - Halter
			←	☐; → 06/93			24.3541-1603.5 240037	TRW Ø 54 - Halter
			←	☐			24.3541-1604.5 240038	TRW Ø 54 - Halter
			←	☐; → 06/93			24.3541-1604.5 240038	TRW Ø 54 - Halter
			→	☐; → 06/93			24.9235-8005.5 230023	ATE Ø 35
			→	☐			24.9235-8005.5 230023	ATE Ø 35
			→	☐			24.9235-8006.5 230024	ATE Ø 35
↓								



**MERCEDES-BENZ - E-KLASSE Coupe (C124) 06/93→06/97**

**Bremssattel**

E 200 (124.040)	100	06/93→06/97	➔	☐; → 06/93		24.9235-8006.5	230024	ATE Ø 35
E 220 (124.042)	110	06/93→06/97	➔	☐		24.3541-1603.5	240037	TRW Ø 54 - Halter
			➔	☐		24.3541-1604.5	240038	TRW Ø 54 - Halter
			➔	☐		24.9235-8005.5	230023	ATE Ø 35
			➔	☐		24.9235-8006.5	230024	ATE Ø 35
E 320 (124.052)	162	06/93→06/97	➔	☐		24.9238-8035.5	230025	ATE Ø 38
E 36 AMG (124.052)	195	06/93→04/95	➔	☐		24.9238-8036.5	230026	ATE Ø 38
E 36 AMG (124.052)	200	05/94→06/97	➔	☐				

**Dichtungssatz, Bremssattel**

E 200 (124.040)	100	06/93→06/97	➔			13.0441-3505.2	250051	ATE
			➔	→ 06/93		13.0441-3505.2	250051	ATE
E 220 (124.042)	110	06/93→06/97	➔			13.0441-3505.2	250051	ATE
E 320 (124.052)	162	06/93→06/97		→ B 862121		13.0441-4214.2	250091	ATE
				B 862122→		13.0441-4214.2	250091	ATE
			➔			13.0441-3817.2	250071	ATE
E 36 AMG (124.052)	195	06/93→04/95	➔			13.0441-3817.2	250071	ATE
E 36 AMG (124.052)	200	05/94→06/97	➔					

**Zubehörsatz, Bremssattel**

E 200 (124.040)	100	06/93→06/97				24.0101-3601.2	260044	TRW
			➔	☐; → 06/93		24.0101-3601.2	260044	TRW
E 220 (124.042)	110	06/93→06/97				24.0101-3601.2	260044	TRW

**Schraube, Bremssattel**

E 200 (124.040)	100	06/93→06/97	➔	→ 06/93	4	13.8190-0242.1	990124	M12x1,5
E 36 AMG (124.052)	195	06/93→04/95			4	13.8190-0242.1	990124	M12x1,5
E 36 AMG (124.052)	200	05/94→06/97						

**Bremsschlauch**











































E 200 (124.040)	100	06/93→06/97	➔	→ 06/93	2	24.5101-0346.3	331406	L= 346
			➔		2	24.5101-0346.3	331406	L= 346
			➔	→ 06/93	2	83.7704-0281.3	330804	L= 280
			➔		2	83.7704-0281.3	330804	L= 280
E 220 (124.042)	110	06/93→06/97	➔		2	24.5101-0346.3	331406	L= 346
E 320 (124.052)	162	06/93→06/97						
E 36 AMG (124.052)	195	06/93→04/95	➔		2	83.7704-0281.3	330804	L= 280
E 36 AMG (124.052)	200	05/94→06/97						








**MERCEDES-BENZ - E-KLASSE Coupe (C207) 01/09→**










**Bremssattel**

E 200 (207.334)	135	06/13→	➔	☐; für Fahrzeuge ohne Sportpaket / für Fahrzeuge ohne AMG-Sportpaket		24.3606-1707.7	221011	TRW Ø 60 - Halter
			➔	☐; für Fahrzeuge ohne Sportpaket / für Fahrzeuge ohne AMG-Sportpaket		24.3606-1708.7	221012	TRW Ø 60 - Halter
			➔	☐; für Fahrzeuge mit Sportpaket / für Fahr- zeuge mit AMG-Sportpaket		24.3606-1711.5	240780	TRW Ø 60 - Halter
			➔	☐; für Fahrzeuge mit Sportpaket / für Fahr- zeuge mit AMG-Sportpaket		24.3606-1712.5	240781	TRW Ø 60 - Halter
			➔	☐		11.9386-9991.2	220949	ATE Ø 38 - Halter
			➔	☐		11.9386-9992.2	220950	ATE Ø 38 - Halter
E 200 CGI (207.348) E 220 CDI E 220 CDI / d (207.302, 207.301)	135 120 125	01/10→ 07/14→ 01/10→	➔	☐; für Fahrzeuge ohne Sportpaket / für Fahrzeuge ohne AMG-Sportpaket		24.3606-1707.7	221011	TRW Ø 60 - Halter
			➔	☐; für Fahrzeuge ohne Sportpaket / für Fahrzeuge ohne AMG-Sportpaket		24.3606-1708.7	221012	TRW Ø 60 - Halter
			➔	☐; für Fahrzeuge mit Sportpaket / für Fahr- zeuge mit AMG-Sportpaket		24.3606-1711.5	240780	TRW Ø 60 - Halter
			➔	☐; für Fahrzeuge mit Sportpaket / für Fahr- zeuge mit AMG-Sportpaket		24.3606-1712.5	240781	TRW Ø 60 - Halter



	kw			 	! #		
<b>MERCEDES-BENZ - E-KLASSE Coupe (C207) 01/09 →</b>							
<b> Bremssattel</b>							
E 200 CGI (207.348) E 220 CDI E 220 CDI / d (207.302, 207.301)	135 120 125	01/10 → 07/14 → 01/10 →	→	 ; GG	11.9381-9954.2	220926	ATE Ø 38 - Halter
			→	 ; ALU	11.9386-9991.2	220949	ATE Ø 38 - Halter
			→	 ; ALU	11.9386-9992.2	220950	ATE Ø 38 - Halter
E 220 BlueTEC (207.301)	130	05/14 →	←	 ; für Fahrzeuge ohne Sportpaket / für Fahrzeuge ohne AMG-Sportpaket	24.3606-1707.7	221011	TRW Ø 60 - Halter
			←	 ; für Fahrzeuge ohne Sportpaket / für Fahrzeuge ohne AMG-Sportpaket	24.3606-1708.7	221012	TRW Ø 60 - Halter
			→	 ; GG	11.9381-9954.2	220926	ATE Ø 38 - Halter
			→	 ; ALU	11.9386-9991.2	220949	ATE Ø 38 - Halter
			→	 ; ALU	11.9386-9992.2	220950	ATE Ø 38 - Halter
E 250 (207.336)	155	06/13 →	←	 ; für Fahrzeuge mit Sportpaket / für Fahrzeuge mit AMG-Sportpaket	24.3606-1711.5	240780	TRW Ø 60 - Halter
			←	 ; für Fahrzeuge mit Sportpaket / für Fahrzeuge mit AMG-Sportpaket	24.3606-1712.5	240781	TRW Ø 60 - Halter
			→		11.9386-9991.2	220949	ATE Ø 38 - Halter
			→		11.9386-9992.2	220950	ATE Ø 38 - Halter
E 250 CDI / BlueTEC / d (207.303, 207.304)	150	01/09 →	←	 ; 05/09 →; für Fahrzeuge mit Sportpaket / für Fahrzeuge mit AMG-Sportpaket	24.3606-1711.5	240780	TRW Ø 60 - Halter
			←	 ; 05/09 →; für Fahrzeuge mit Sportpaket / für Fahrzeuge mit AMG-Sportpaket	24.3606-1712.5	240781	TRW Ø 60 - Halter
			→	 ; 05/09 →; GG	11.9381-9954.2	220926	ATE Ø 38 - Halter
			→	 ; 05/09 →; ALU	11.9386-9991.2	220949	ATE Ø 38 - Halter
			→	 ; 05/09 →; ALU	11.9386-9992.2	220950	ATE Ø 38 - Halter
E 250 CGI (207.347)	150	01/09 →	←	 ; 05/09 →; für Fahrzeuge ohne Sportpaket / für Fahrzeuge ohne AMG-Sportpaket	24.3606-1707.7	221011	TRW Ø 60 - Halter
			←	 ; 05/09 →; für Fahrzeuge ohne Sportpaket / für Fahrzeuge ohne AMG-Sportpaket	24.3606-1708.7	221012	TRW Ø 60 - Halter
			←	 ; 05/09 →; für Fahrzeuge mit Sportpaket / für Fahrzeuge mit AMG-Sportpaket	24.3606-1711.5	240780	TRW Ø 60 - Halter
			←	 ; 05/09 →; für Fahrzeuge mit Sportpaket / für Fahrzeuge mit AMG-Sportpaket	24.3606-1712.5	240781	TRW Ø 60 - Halter
			→	 ; 05/09 →; GG	11.9381-9954.2	220926	ATE Ø 38 - Halter
			→	 ; 05/09 →; ALU	11.9386-9991.2	220949	ATE Ø 38 - Halter
			→	 ; 05/09 →; ALU	11.9386-9992.2	220950	ATE Ø 38 - Halter
E 300 (207.355) E 350 (207.359) E 350 BlueTEC E 350 BlueTEC / d (207.326) E 350 CDI	185 225 185 190 195	04/11 → 04/11 → 03/13 → 05/14 → 04/11 →	←	 ; für Fahrzeuge mit Sportpaket / für Fahrzeuge mit AMG-Sportpaket	24.3606-1711.5	240780	TRW Ø 60 - Halter
			←	 ; für Fahrzeuge mit Sportpaket / für Fahrzeuge mit AMG-Sportpaket	24.3606-1712.5	240781	TRW Ø 60 - Halter
			→	 ; ALU	11.9406-9961.2	220951	ATE Ø 40 - Halter
			→	 ; ALU	11.9406-9962.2	220952	ATE Ø 40 - Halter
E 320 (207.362) E 350 (207.356)	200 200	07/14 → 05/11 →	←	 ; für Fahrzeuge mit Sportpaket / für Fahrzeuge mit AMG-Sportpaket	24.3606-1711.5	240780	TRW Ø 60 - Halter
			←	 ; für Fahrzeuge mit Sportpaket / für Fahrzeuge mit AMG-Sportpaket	24.3606-1712.5	240781	TRW Ø 60 - Halter
			→		11.9406-9961.2	220951	ATE Ø 40 - Halter
			→		11.9406-9962.2	220952	ATE Ø 40 - Halter
E 350 4-matic (207.388)	225	02/13 →	←	 ; für Fahrzeuge mit Sportpaket / für Fahrzeuge mit AMG-Sportpaket	24.3601-1721.5	240629	TRW Ø 60 - Halter
			←	 ; für Fahrzeuge mit Sportpaket / für Fahrzeuge mit AMG-Sportpaket	24.3601-1722.5	240630	TRW Ø 60 - Halter
↓							

	kw			 	! #			
<b>MERCEDES-BENZ - E-KLASSE Coupe (C207) 01/09→</b>								
<b>Bremssattel</b>								
E 350 4-matic (207.388)	225	02/13→	←	☐; für Fahrzeuge ohne Sportpaket / für Fahrzeuge ohne AMG-Sportpaket		24.3601-1723.5	240631	TRW Ø 60 - Halter
			←	☐; für Fahrzeuge ohne Sportpaket / für Fahrzeuge ohne AMG-Sportpaket		24.3601-1724.5	240632	TRW Ø 60 - Halter
			→	☐		11.9406-9961.2	220951	ATE Ø 40 - Halter
			→	☐		11.9406-9962.2	220952	ATE Ø 40 - Halter
E 350 CDI (207.322) E 350 CGI (207.357)	170 215	01/09→ 01/09→	←	☐; 05/09→; für Fahrzeuge mit Sportpaket / für Fahrzeuge mit AMG-Sportpaket		24.3606-1711.5	240780	TRW Ø 60 - Halter
			←	☐; 05/09→; für Fahrzeuge mit Sportpaket / für Fahrzeuge mit AMG-Sportpaket		24.3606-1712.5	240781	TRW Ø 60 - Halter
			→	☐; 05/09→; ALU		11.9406-9961.2	220951	ATE Ø 40 - Halter
			→	☐; 05/09→; ALU		11.9406-9962.2	220952	ATE Ø 40 - Halter
E 400 E 400 (207.361)	245 245	06/13→ 07/14→	→	☐		11.9406-9961.2	220951	ATE Ø 40 - Halter
			→	☐		11.9406-9962.2	220952	ATE Ø 40 - Halter
E 500 (207.372)	285	01/09→	→	☐; 05/09→; ALU		11.9406-9961.2	220951	ATE Ø 40 - Halter
			→	☐; 05/09→; ALU		11.9406-9962.2	220952	ATE Ø 40 - Halter
E 500 (207.373)	300	09/11→	→	☐; ALU		11.9406-9961.2	220951	ATE Ø 40 - Halter
			→	☐; ALU		11.9406-9962.2	220952	ATE Ø 40 - Halter
<b>Feder, Bremssattel</b>								
E 200 (207.334)	135	06/13→			2	11.8116-0340.1	390595	ATE
E 200 CGI (207.348)	135	01/10→						
E 220 BlueTEC (207.301)	130	05/14→						
E 220 CDI	120	07/14→						
E 220 CDI / d (207.302, 207.301)	125	01/10→						
E 250 (207.336)	155	06/13→						
E 250 CDI / BlueTEC / d (207.303, 207.304)	150	01/09→		05/09→	2	11.8116-0340.1	390595	ATE
E 250 CGI (207.347)	150	01/09→						
E 300 (207.355)	185	04/11→	→		2	11.8116-0340.1	390595	ATE
E 320 (207.362)	200	07/14→						
E 350 (207.356)	200	05/11→						
E 350 (207.359)	225	04/11→						
E 350 4-matic (207.388)	225	02/13→						
E 350 BlueTEC	185	03/13→						
E 350 BlueTEC / d (207.326)	190	05/14→						
E 350 CDI	195	04/11→						
E 400	245	06/13→						
E 400 (207.361)	245	07/14→						
E 500 (207.373)	300	09/11→						
E 350 CDI (207.322)	170	01/09→	→	05/09→	2	11.8116-0340.1	390595	ATE
E 350 CGI (207.357)	215	01/09→						
E 500 (207.372)	285	01/09→						
<b>Führungshülzensatz, Bremssattel</b>								
E 200 (207.334)	135	06/13→	→			11.0101-5407.2	260011	ATE
E 250 (207.336)	155	06/13→						
E 300 (207.355)	185	04/11→						
E 320 (207.362)	200	07/14→						
E 350 (207.356)	200	05/11→						
E 350 (207.359)	225	04/11→						
E 350 4-matic (207.388)	225	02/13→						
E 350 BlueTEC	185	03/13→						
E 350 BlueTEC / d (207.326)	190	05/14→						
E 350 CDI	195	04/11→						
E 400	245	06/13→						
E 400 (207.361)	245	07/14→						
E 350 CDI (207.322)	170	01/09→	→	05/09→		11.0101-5407.2	260011	ATE
E 350 CGI (207.357)	215	01/09→						
E 500 (207.372)	285	01/09→						
E 500 (207.373)	300	09/11→	←			11.0101-7001.2	260139	ATE
			→			11.0101-5407.2	260011	ATE
<b>Führungsbolzen, Bremssattel</b>								
E 300 (207.355)	185	04/11→				11.8171-0008.1	990049	ATE
E 320 (207.362)	200	07/14→						
↓								

	kW					! #			
<b>MERCEDES-BENZ - E-KLASSE Coupe (C207) 01/09→</b>									
<b>Führungsbolzen, Bremsattel</b>									
E 350 (207.356)	200	05/11→				11.8171-0008.1	990049	ATE	
E 350 (207.359)	225	04/11→							
E 350 4-matic (207.388)	225	02/13→							
E 350 BlueTEC	185	03/13→							
E 350 BlueTEC / d (207.326)	190	05/14→							
E 350 CDI	195	04/11→							
E 400	245	06/13→							
E 400 (207.361)	245	07/14→							
E 350 CDI (207.322)	170	01/09→		05/09→		11.8171-0008.1	990049	ATE	
E 350 CGI (207.357)	215	01/09→							
E 500 (207.372)	285	01/09→							
E 500 (207.373)	300	09/11→				11.8171-0008.1	990049	ATE	
						11.8171-0096.1	250155	ATE	
<b> Bremserschlauch</b>									
E 200 (207.334)	135	06/13→	←			2	83.7705-0386.3	330828	L= 385
E 200 CGI (207.348)	135	01/10→							
E 220 BlueTEC (207.301)	130	05/14→	→			2	24.5172-0305.3	331312	L= 305
E 220 CDI	120	07/14→							
E 220 CDI / d (207.302, 207.301)	125	01/10→							
E 250 (207.336)	155	06/13→							
E 300 (207.355)	185	04/11→							
E 320 (207.362)	200	07/14→							
E 350 (207.356)	200	05/11→							
E 350 (207.359)	225	04/11→							
E 350 BlueTEC	185	03/13→							
E 350 BlueTEC / d (207.326)	190	05/14→							
E 350 CDI	195	04/11→							
E 400	245	06/13→							
E 400 (207.361)	245	07/14→							
E 500 (207.373)	300	09/11→							
E 250 CDI / BlueTEC / d (207.303, 207.304)	150	01/09→	←	05/09→		2	83.7705-0386.3	330828	L= 385
E 250 CGI (207.347)	150	01/09→	→	05/09→		2	24.5172-0305.3	331312	L= 305
E 350 CDI (207.322)	170	01/09→							
E 350 CGI (207.357)	215	01/09→							
E 500 (207.372)	285	01/09→							
E 350 4-matic (207.388)	225	02/13→	→			2	24.5172-0305.3	331312	L= 305
<b>MERCEDES-BENZ - E-KLASSE T-Model (S124) 06/93→06/96</b>									
<b> Bremsattel</b>									
E 200 T (124.079)	100	06/93→06/96	←	<input type="checkbox"/>			24.3541-1603.5	240037	TRW Ø 54 - Halter
E 220 T (124.082)	110	06/93→06/96		<input type="checkbox"/>					
E 250 Turbo D	93	06/93→06/96	←	<input type="checkbox"/>			24.3541-1604.5	240038	TRW Ø 54 - Halter
E 280 T (124.088)	142	06/93→06/96	→	<input type="checkbox"/>			24.9238-8035.5	230025	ATE Ø 38
E 280 T (124.088)	145	06/93→06/96		<input type="checkbox"/>					
E 300 TD (124.191)	100	06/93→06/96	→	<input type="checkbox"/>			24.9238-8036.5	230026	ATE Ø 38
E 300 T Turbo-D (124.193)	108	06/93→06/96		<input type="checkbox"/>					
E 250 TD (124.186)	83	06/93→06/96	←	<input type="checkbox"/>			24.3541-1725.5	240003	TRW Ø 54 - Halter
			←	<input type="checkbox"/>			24.3541-1726.5	240004	TRW Ø 54 - Halter
			→	<input type="checkbox"/>			24.9238-8035.5	230025	ATE Ø 38
			→	<input type="checkbox"/>			24.9238-8036.5	230026	ATE Ø 38
E 300 T 4-matic (124.290)	132	06/93→06/96	→	<input type="checkbox"/>			24.9238-8035.5	230025	ATE Ø 38
E 300 T Turbo-D 4-matic (124.393)	108	06/93→06/96	→	<input type="checkbox"/>			24.9238-8036.5	230026	ATE Ø 38
<b>Führungshülzensatz, Bremsattel</b>									
E 250 TD (124.186)	83	06/93→06/96	←				11.0101-5403.2	260010	TRW
<b>Dichtungssatz, Bremsattel</b>									
E 200 T (124.079)	100	06/93→06/96	→				13.0441-3817.2	250071	ATE
E 220 T (124.082)	110	06/93→06/96							
E 250 Turbo D	93	06/93→06/96							
E 280 T (124.088)	142	06/93→06/96							
E 280 T (124.088)	145	06/93→06/96							
E 300 T 4-matic (124.290)	132	06/93→06/96							
E 300 TD (124.191)	100	06/93→06/96							
E 300 T Turbo-D (124.193)	108	06/93→06/96							
↓									

**MERCEDES-BENZ - E-KLASSE T-Model (S124) 06/93→06/96**

**Dichtungssatz, Bremssattel**


E 300 T Turbo-D 4-matic (124.393)	108	06/93→06/96	➔			13.0441-3817.2	250071	ATE
E 250 TD (124.186)	83	06/93→06/96	➔			11.0441-5404.2	250029	Lucas
			➔			13.0441-3817.2	250071	ATE
E 320 T (124.092)	162	06/93→06/96	➔	→ F 242721		13.0441-4214.2	250091	ATE
			➔	F 242722→		13.0441-4214.2	250091	ATE
			➔	F 323056→		13.0441-3606.2	250147	ATE
E 36 T AMG (124.092)	200	05/94→06/96	➔	F 323056→		13.0441-3606.2	250147	ATE

**Zubehörsatz, Bremssattel**

E 200 T (124.079)	100	06/93→06/96				24.0101-3601.2	260044	TRW
E 220 T (124.082)	110	06/93→06/96						
E 250 Turbo D	93	06/93→06/96						
E 280 T (124.088)	142	06/93→06/96						
E 280 T (124.088)	145	06/93→06/96						
E 300 TD (124.191)	100	06/93→06/96						
E 300 T Turbo-D (124.193)	108	06/93→06/96						


**Schraube, Bremssattel**

E 200 T (124.079)	100	06/93→06/96			4	13.8190-0242.1	990124	M12x1,5
E 220 T (124.082)	110	06/93→06/96						
E 250 TD (124.186)	83	06/93→06/96						
E 250 Turbo D	93	06/93→06/96						
E 280 T (124.088)	142	06/93→06/96						
E 280 T (124.088)	145	06/93→06/96						
E 300 TD (124.191)	100	06/93→06/96						
E 300 T Turbo-D (124.193)	108	06/93→06/96						
E 36 T AMG (124.092)	200	05/94→06/96						
E 300 T 4-matic (124.290)	132	06/93→06/96			4	13.8190-0330.1	990134	M12x1,5
E 300 T Turbo-D 4-matic (124.393)	108	06/93→06/96						
E 320 T (124.092)	162	06/93→06/96		F 242722→	4	13.8190-0242.1	990124	M12x1,5

 **Bremsschlauch**









E 200 T (124.079)	100	06/93→06/96	➔		2	24.5101-0346.3	331406	L= 346
E 220 T (124.082)	110	06/93→06/96						
E 250 TD (124.186)	83	06/93→06/96	➔		2	83.7704-0281.3	330804	L= 280
E 250 Turbo D	93	06/93→06/96						
E 280 T (124.088)	142	06/93→06/96						
E 280 T (124.088)	145	06/93→06/96						
E 300 TD (124.191)	100	06/93→06/96						
E 300 T Turbo-D (124.193)	108	06/93→06/96						
E 320 T (124.092)	162	06/93→06/96						
E 36 T AMG (124.092)	200	05/94→06/96						
E 300 T 4-matic (124.290)	132	06/93→06/96	➔		2	83.6154-0526.3	330285	L= 525
E 300 T Turbo-D 4-matic (124.393)	108	06/93→06/96	➔		2	83.7704-0281.3	330804	L= 280

**MERCEDES-BENZ - E-KLASSE T-Model (S210) 06/96→03/03**









 **Bremssattel**








E 200 T (210.235)	100	06/96→08/00	➔	☐		11.3571-8512.2	220316	ATE Ø 57 - Halter
	120	08/00→03/03				24.3571-8512.5	240492	ATE Ø 57 - Halter
E 230 T (210.237)	110	06/96→06/97	➔	☐		24.3571-8511.5	240491	ATE Ø 57 - Halter
			➔	☐		24.9240-8013.5	230019	ATE Ø 40
E 240 T (210.262)	125	08/00→03/03	➔	☐		24.9240-8014.5	230020	ATE Ø 40
			➔	☐				
E 200 T Kompressor (210.245)	137	06/97→03/03	➔	☐; 09/97→		11.3571-8509.2	220313	ATE Ø 57 - Halter
			➔	☐; 09/97→		11.3571-8510.2	220314	ATE Ø 57 - Halter
			➔	☐; 09/97→		24.9240-8013.5	230019	ATE Ø 40
			➔	☐; 09/97→		24.9240-8014.5	230020	ATE Ø 40
E 220 T CDI (210.206)	100	05/99→03/03	➔	☐; Radstand [mm]: 3.570		11.3571-8509.2	220313	ATE Ø 57 - Halter
			➔	☐; Radstand [mm]: 3.570		11.3571-8510.2	220314	ATE Ø 57 - Halter
			➔	☐; Radstand [mm]: 2.833		11.3571-8512.2	220316	ATE Ø 57 - Halter
			➔	☐; Radstand [mm]: 2.833		24.3571-8512.5	240492	ATE Ø 57 - Halter
E 220 T CDI (210.206)	105	07/99→03/03	➔	☐; Radstand [mm]: 2.833		24.3571-8511.5	240491	ATE Ø 57 - Halter
			➔					
E 290 T Turbo-D (210.217)	95	06/96→07/99	➔	☐; Radstand [mm]: 2.833		11.3571-8512.2	220316	ATE Ø 57 - Halter
			➔	☐; Radstand [mm]: 2.833		24.3571-8512.5	240492	ATE Ø 57 - Halter








↓








	kw			 	! #		
<b>MERCEDES-BENZ - E-KLASSE T-Model (S210) 06/96→03/03</b>							
 <b>Bremssattel</b>							
E 220 T CDI (210.206)	100	05/99→03/03	→	☐		24.9240-8013.5	230019 ATE Ø 40
E 220 T CDI (210.206)	105	07/99→03/03	→	☐		24.9240-8014.5	230020 ATE Ø 40
E 290 T Turbo-D (210.217)	95	06/96→07/99	→	☐			
E 220 T CDI (210.206)	92	06/98→07/99	←	☐; 07/98→; Radstand [mm]: 3.570		11.3571-8509.2	220313 ATE Ø 57 - Halter
			←	☐; 07/98→; Radstand [mm]: 3.570		11.3571-8510.2	220314 ATE Ø 57 - Halter
			←	☐; 07/98→; Radstand [mm]: 2.833		11.3571-8512.2	220316 ATE Ø 57 - Halter
						24.3571-8512.5	240492 ATE Ø 57 - Halter
			←	☐; 07/98→; Radstand [mm]: 2.833		24.3571-8511.5	240491 ATE Ø 57 - Halter
			→	☐; 07/98→		24.9240-8013.5	230019 ATE Ø 40
			→	☐; 07/98→		24.9240-8014.5	230020 ATE Ø 40
E 240 T (210.261)	125	06/97→03/03	←	☐; 09/97→		11.3571-8512.2	220316 ATE Ø 57 - Halter
E 250 T Turbo-D (210.215)	110	06/97→07/99				24.3571-8512.5	240492 ATE Ø 57 - Halter
			←	☐; 09/97→		24.3571-8511.5	240491 ATE Ø 57 - Halter
			→	☐; 09/97→		24.9240-8013.5	230019 ATE Ø 40
			→	☐; 09/97→		24.9240-8014.5	230020 ATE Ø 40
E 250 T D (210.210)	83	06/96→07/99	←	☐; Radstand [mm]: 3.570		11.3571-8509.2	220313 ATE Ø 57 - Halter
			←	☐; Radstand [mm]: 3.570		11.3571-8510.2	220314 ATE Ø 57 - Halter
			←	☐; für Rechtslenker; Radstand [mm]: 2.833		11.3571-8512.2	220316 ATE Ø 57 - Halter
						24.3571-8512.5	240492 ATE Ø 57 - Halter
			←	☐; Radstand [mm]: 2.833		11.3571-8512.2	220316 ATE Ø 57 - Halter
						24.3571-8512.5	240492 ATE Ø 57 - Halter
			←	☐; Radstand [mm]: 2.833		24.3571-8511.5	240491 ATE Ø 57 - Halter
			←	☐; für Rechtslenker; Radstand [mm]: 2.833		24.3571-8511.5	240491 ATE Ø 57 - Halter
			→	☐; Radstand [mm]: 3.570		24.9240-8013.5	230019 ATE Ø 40
			→	☐; für Rechtslenker; Radstand [mm]: 2.833		24.9240-8013.5	230019 ATE Ø 40
			→	☐; Radstand [mm]: 2.833		24.9240-8013.5	230019 ATE Ø 40
			→	☐; Radstand [mm]: 2.833		24.9240-8014.5	230020 ATE Ø 40
			→	☐; Radstand [mm]: 3.570		24.9240-8014.5	230020 ATE Ø 40
			→	☐; für Rechtslenker; Radstand [mm]: 2.833		24.9240-8014.5	230020 ATE Ø 40
E 270 T CDI	120	02/00→03/03	←	☐		11.3571-8509.2	220313 ATE Ø 57 - Halter
E 270 T CDI (210.216)	125	07/99→03/03	←	☐		11.3571-8510.2	220314 ATE Ø 57 - Halter
			→	☐		13.9421-7009.2	210269 ATE Ø 42
						24.9240-8013.5	230019 ATE Ø 40
			→	☐		13.9421-7010.2	210270 ATE Ø 42
						24.9240-8014.5	230020 ATE Ø 40
E 280 T (210.263)	150	12/96→03/03	←	☐; Radstand [mm]: 3.570		11.3571-8509.2	220313 ATE Ø 57 - Halter
			←	☐; Radstand [mm]: 3.570		11.3571-8510.2	220314 ATE Ø 57 - Halter
			→	☐		13.9421-7009.2	210269 ATE Ø 42
			→	☐		13.9421-7010.2	210270 ATE Ø 42
			→	☐; Radstand [mm]: 3.570		24.9240-8013.5	230019 ATE Ø 40
			→	☐; Radstand [mm]: 3.570		24.9240-8014.5	230020 ATE Ø 40
E 280 T 4-matic (210.281)	150	12/96→03/03	←	☐		11.3571-8509.2	220313 ATE Ø 57 - Halter
E 300 T Turbo-D (210.225)	130	12/96→07/99	←	☐		11.3571-8510.2	220314 ATE Ø 57 - Halter
E 320 T (210.265)	165	12/96→03/03	→	☐		24.9240-8013.5	230019 ATE Ø 40
E 320 T CDI (210.226)	145	07/99→03/03	→	☐		24.9240-8014.5	230020 ATE Ø 40
E 320 T 4-matic (210.282)	165	12/96→03/03	←	☐; 06/97→		11.3571-8509.2	220313 ATE Ø 57 - Halter
			←	☐; 06/97→		11.3571-8510.2	220314 ATE Ø 57 - Halter
			→	☐; 06/97→		24.9240-8013.5	230019 ATE Ø 40
			→	☐; 06/97→		24.9240-8014.5	230020 ATE Ø 40
E 420 T (210.272)	205	06/96→06/97	←	☐; A 962232 / X 027614→		11.9441-9971.2	220839 ATE Ø 44 - Halter
			←	☐; A 962232 / X 027614→		11.9441-9972.2	220840 ATE Ø 44 - Halter
			←	☐; → A 962231 / X 027613		13.4421-8010.2	210229 ATE Ø1 42 Ø2 38
			→	☐		24.9240-8013.5	230019 ATE Ø 40












	kw			 	! #		
<b>MERCEDES-BENZ - E-KLASSE T-Model (S210) 06/96→03/03</b>							
<b> Bremssattel</b>							
E 420 T (210.272)	205	06/96→06/97	➔	☐		24.9240-8014.5 230020	ATE Ø 40
E 430 T (210.270)	205	06/97→03/03	➔	☐; A 962232 / X 027614→		11.9441-9971.2 220839	ATE Ø 44 - Halter
			➔	☐; A 962232 / X 027614→		11.9441-9972.2 220840	ATE Ø 44 - Halter
			➔	☐; 09/97→; → A 962231 / X 027613		13.4421-8010.2 210229	ATE Ø1 42 Ø2 38
			➔	☐; 05/99→		13.9421-7009.2 210269	ATE Ø 42
			➔	☐; 05/99→		13.9421-7010.2 210270	ATE Ø 42
			➔	☐; 09/97→		24.9240-8013.5 230019	ATE Ø 40
			➔	☐; 09/97→		24.9240-8014.5 230020	ATE Ø 40
E 430 T 4-matic (210.283)	205	05/99→03/03	➔	☐		11.9441-9971.2 220839	ATE Ø 44 - Halter
			➔	☐		11.9441-9972.2 220840	ATE Ø 44 - Halter
			➔	☐		13.9421-7009.2 210269	ATE Ø 42
			➔	☐		24.9246-8001.5 230021	ATE Ø 46
			➔	☐		13.9421-7010.2 210270	ATE Ø 42
E 55 T AMG (210.274)	260	08/97→03/03	➔	☐; 09/97→		24.9246-8001.5 230021	ATE Ø 46
			➔	☐; 09/97→		24.9246-8002.5 230022	ATE Ø 46
E 55 T AMG 4-matic (210.274)	260	03/01→03/03	➔	☐		24.9246-8001.5 230021	ATE Ø 46
			➔	☐		24.9246-8002.5 230022	ATE Ø 46
<b>Halter, Bremssattel</b>							
E 200 T (210.235)	100	06/96→08/00	➔		2	11.8170-0401.1 260103	ATE
E 200 T Kompressor (210.248)	120	08/00→03/03	➔				
E 230 T (210.237)	110	06/96→06/97	➔				
E 240 T (210.262)	125	08/00→03/03	➔				
E 220 T CDI (210.206)	100	05/99→03/03	➔	Radstand [mm]: 2.833	2	11.8170-0401.1 260103	ATE
E 220 T CDI (210.206)	105	07/99→03/03	➔				
E 290 T Turbo-D (210.217)	95	06/96→07/99	➔				
E 220 T CDI (210.206)	92	06/98→07/99	➔	07/98→; Radstand [mm]: 2.833	2	11.8170-0401.1 260103	ATE
E 240 T (210.261)	125	06/97→03/03	➔	09/97→	2	11.8170-0401.1 260103	ATE
E 250 T Turbo-D (210.215)	110	06/97→07/99	➔				
E 250 T D (210.210)	83	06/96→07/99	➔	für Rechtslenker; Radstand [mm]: 2.833	2	11.8170-0401.1 260103	ATE
			➔	Radstand [mm]: 2.833	2	11.8170-0401.1 260103	ATE
<b>Feder, Bremssattel</b>							
E 200 T (210.235)	100	06/96→08/00	➔		2	11.8116-0253.1 390512	ATE
E 200 T Kompressor (210.248)	120	08/00→03/03	➔				
E 230 T (210.237)	110	06/96→06/97	➔				
E 240 T (210.262)	125	08/00→03/03	➔				
E 270 T CDI	120	02/00→03/03	➔				
E 270 T CDI (210.216)	125	07/99→03/03	➔				
E 280 T 4-matic (210.281)	150	12/96→03/03	➔				
E 300 T Turbo-D (210.225)	130	12/96→07/99	➔				
E 320 T (210.265)	165	12/96→03/03	➔				
E 320 T CDI (210.226)	145	07/99→03/03	➔				
E 200 T Kompressor (210.245)	137	06/97→03/03	➔	09/97→	2	11.8116-0253.1 390512	ATE
E 240 T (210.261)	125	06/97→03/03	➔				
E 250 T Turbo-D (210.215)	110	06/97→07/99	➔				
E 220 T CDI (210.206)	100	05/99→03/03	➔	Radstand [mm]: 3.570	2	11.8116-0253.1 390512	ATE
E 220 T CDI (210.206)	105	07/99→03/03	➔				
E 290 T Turbo-D (210.217)	95	06/96→07/99	➔	Radstand [mm]: 2.833	2	11.8116-0253.1 390512	ATE
E 220 T CDI (210.206)	92	06/98→07/99	➔	07/98→; Radstand [mm]: 3.570	2	11.8116-0253.1 390512	ATE
			➔	07/98→; Radstand [mm]: 2.833	2	11.8116-0253.1 390512	ATE
E 250 T D (210.210)	83	06/96→07/99	➔	für Rechtslenker; Radstand [mm]: 2.833	2	11.8116-0253.1 390512	ATE
			➔	Radstand [mm]: 3.570	2	11.8116-0253.1 390512	ATE
			➔	Radstand [mm]: 2.833	2	11.8116-0253.1 390512	ATE
E 280 T (210.263)	150	12/96→03/03	➔	Radstand [mm]: 3.570	2	11.8116-0253.1 390512	ATE
E 320 T 4-matic (210.282)	165	12/96→03/03	➔	06/97→	2	11.8116-0253.1 390512	ATE
↓							








	kW			 	! #		
<b>MERCEDES-BENZ - E-KLASSE T-Model (S210) 06/96→03/03</b>							
<b>Feder, Bremssattel</b>							
E 420 T (210.272)	205	06/96→06/97	←	A 962232 / X 027614→	2	11.8116-0133.1	390511 ATE
E 430 T (210.270)	205	06/97→03/03					
E 430 T 4-matic (210.283)	205	05/99→03/03	←		2	11.8116-0133.1	390511 ATE
E 55 T AMG (210.274)	260	08/97→03/03		09/97→	2	11.8116-0133.1	390511 ATE
E 55 T AMG 4-matic (210.274)	260	03/01→03/03			2	11.8116-0133.1	390511 ATE
<b>Führungshülzensatz, Bremssattel</b>							
E 200 T (210.235)	100	06/96→08/00	←			11.0101-5407.2	260011 ATE
E 200 T Kompressor (210.248)	120	08/00→03/03					
E 230 T (210.237)	110	06/96→06/97					
E 240 T (210.262)	125	08/00→03/03					
E 270 T CDI	120	02/00→03/03					
E 270 T CDI (210.216)	125	07/99→03/03					
E 280 T 4-matic (210.281)	150	12/96→03/03					
E 300 T Turbo-D (210.225)	130	12/96→07/99					
E 320 T (210.265)	165	12/96→03/03					
E 320 T CDI (210.226)	145	07/99→03/03					
E 200 T Kompressor (210.245)	137	06/97→03/03	←	09/97→		11.0101-5407.2	260011 ATE
E 240 T (210.261)	125	06/97→03/03					
E 250 T Turbo-D (210.215)	110	06/97→07/99					
E 220 T CDI (210.206)	100	05/99→03/03	←	Radstand [mm]: 2.833		11.0101-5407.2	260011 ATE
E 220 T CDI (210.206)	105	07/99→03/03					
E 290 T Turbo-D (210.217)	95	06/96→07/99	←	Radstand [mm]: 3.570		11.0101-5407.2	260011 ATE
E 220 T CDI (210.206)	92	06/98→07/99	←	07/98→; Radstand [mm]: 3.570		11.0101-5407.2	260011 ATE
			←	07/98→; Radstand [mm]: 2.833		11.0101-5407.2	260011 ATE
E 250 T D (210.210)	83	06/96→07/99	←	Radstand [mm]: 2.833		11.0101-5407.2	260011 ATE
			←	für Rechtslenker; Radstand [mm]: 2.833		11.0101-5407.2	260011 ATE
			←	Radstand [mm]: 3.570		11.0101-5407.2	260011 ATE
E 280 T (210.263)	150	12/96→03/03	←	Radstand [mm]: 3.570		11.0101-5407.2	260011 ATE
E 320 T 4-matic (210.282)	165	12/96→03/03	←	06/97→		11.0101-5407.2	260011 ATE
E 420 T (210.272)	205	06/96→06/97	←	A 962232 / X 027614→		11.0101-7003.2	260124 ATE
E 430 T (210.270)	205	06/97→03/03					
E 430 T 4-matic (210.283)	205	05/99→03/03	←			11.0101-7003.2	260124 ATE
<b>Führungsbolzen, Bremssattel</b>							
E 200 T (210.235)	100	06/96→08/00	←			11.8171-0008.1	990049 ATE
E 200 T Kompressor (210.248)	120	08/00→03/03					
E 230 T (210.237)	110	06/96→06/97					
E 240 T (210.262)	125	08/00→03/03					
E 270 T CDI	120	02/00→03/03					
E 270 T CDI (210.216)	125	07/99→03/03					
E 280 T 4-matic (210.281)	150	12/96→03/03					
E 300 T Turbo-D (210.225)	130	12/96→07/99					
E 320 T (210.265)	165	12/96→03/03					
E 320 T CDI (210.226)	145	07/99→03/03					
E 200 T Kompressor (210.245)	137	06/97→03/03	←	09/97→		11.8171-0008.1	990049 ATE
E 240 T (210.261)	125	06/97→03/03					
E 250 T Turbo-D (210.215)	110	06/97→07/99					
E 220 T CDI (210.206)	100	05/99→03/03	←	Radstand [mm]: 2.833		11.8171-0008.1	990049 ATE
E 220 T CDI (210.206)	105	07/99→03/03					
E 290 T Turbo-D (210.217)	95	06/96→07/99	←	Radstand [mm]: 3.570		11.8171-0008.1	990049 ATE
E 220 T CDI (210.206)	92	06/98→07/99	←	07/98→; Radstand [mm]: 3.570		11.8171-0008.1	990049 ATE
			←	07/98→; Radstand [mm]: 2.833		11.8171-0008.1	990049 ATE
E 250 T D (210.210)	83	06/96→07/99	←	Radstand [mm]: 2.833		11.8171-0008.1	990049 ATE
			←	für Rechtslenker; Radstand [mm]: 2.833		11.8171-0008.1	990049 ATE
			←	Radstand [mm]: 3.570		11.8171-0008.1	990049 ATE
E 280 T (210.263)	150	12/96→03/03	←	Radstand [mm]: 3.570		11.8171-0008.1	990049 ATE
↓							

	kw			 	! #		
<b>MERCEDES-BENZ - E-KLASSE T-Model (S210) 06/96→03/03</b>							
<b>Führungsbolzen, Bremsattel</b>							
E 320 T 4-matic (210.282)	165	12/96→03/03	←	06/97→		11.8171-0008.1	990049 ATE
E 420 T (210.272)	205	06/96→06/97		A 962232 / X 027614→		11.8171-0096.1	250155 ATE
E 430 T (210.270)	205	06/97→03/03					
E 430 T 4-matic (210.283)	205	05/99→03/03				11.8171-0096.1	250155 ATE
<b>Dichtungssatz, Bremsattel</b>							
E 200 T (210.235)	100	06/96→08/00	←			11.0441-5703.2	250145 ATE
E 200 T Kompressor (210.248)	120	08/00→03/03	→			13.0441-4020.2	250084 ATE
E 230 T (210.237)	110	06/96→06/97					
E 240 T (210.262)	125	08/00→03/03					
E 280 T 4-matic (210.281)	150	12/96→03/03					
E 300 T Turbo-D (210.225)	130	12/96→07/99					
E 320 T (210.265)	165	12/96→03/03					
E 320 T CDI (210.226)	145	07/99→03/03					
E 200 T Kompressor (210.245)	137	06/97→03/03	←	09/97→		11.0441-5703.2	250145 ATE
E 240 T (210.261)	125	06/97→03/03	→	09/97→		13.0441-4020.2	250084 ATE
E 250 T Turbo-D (210.215)	110	06/97→07/99					
E 220 T CDI (210.206)	100	05/99→03/03	←	Radstand [mm]: 2.833		11.0441-5703.2	250145 ATE
E 220 T CDI (210.206)	105	07/99→03/03	←	Radstand [mm]: 3.570		11.0441-5703.2	250145 ATE
E 290 T Turbo-D (210.217)	95	06/96→07/99	→			13.0441-4020.2	250084 ATE
E 220 T CDI (210.206)	92	06/98→07/99	←	07/98→; Radstand [mm]: 3.570		11.0441-5703.2	250145 ATE
			←	07/98→; Radstand [mm]: 2.833		11.0441-5703.2	250145 ATE
			→	07/98→		13.0441-4020.2	250084 ATE
E 250 T D (210.210)	83	06/96→07/99	←	für Rechtslenker; Radstand [mm]: 2.833		11.0441-5703.2	250145 ATE
			←	Radstand [mm]: 2.833		11.0441-5703.2	250145 ATE
			←	Radstand [mm]: 3.570		11.0441-5703.2	250145 ATE
			→	für Rechtslenker; Radstand [mm]: 2.833		13.0441-4020.2	250084 ATE
			→	Radstand [mm]: 2.833		13.0441-4020.2	250084 ATE
			→	Radstand [mm]: 3.570		13.0441-4020.2	250084 ATE
E 270 T CDI	120	02/00→03/03	←			11.0441-5703.2	250145 ATE
E 270 T CDI (210.216)	125	07/99→03/03	→			13.0441-4020.2	250084 ATE
						13.0441-4216.2	250093 ATE
E 280 T (210.263)	150	12/96→03/03	←	Radstand [mm]: 3.570		11.0441-5703.2	250145 ATE
			→	Radstand [mm]: 3.570		13.0441-4020.2	250084 ATE
			→			13.0441-4216.2	250093 ATE
E 320 T 4-matic (210.282)	165	12/96→03/03	←	06/97→		11.0441-5703.2	250145 ATE
			→	06/97→		13.0441-4020.2	250084 ATE
E 420 T (210.272)	205	06/96→06/97	←	→ A 962231 / X 027613		13.0441-4214.2	250091 ATE
			→			13.0441-4020.2	250084 ATE
E 430 T (210.270)	205	06/97→03/03	←	09/97→; → A 962231 / X 027613		13.0441-4214.2	250091 ATE
			→	09/97→		13.0441-4020.2	250084 ATE
			→	05/99→		13.0441-4216.2	250093 ATE
E 430 T 4-matic (210.283)	205	05/99→03/03	→			13.0441-4216.2	250093 ATE
						13.0441-4601.2	250099 ATE
E 55 T AMG (210.274)	260	08/97→03/03	→	09/97→		13.0441-4601.2	250099 ATE
E 55 T AMG 4-matic (210.274)	260	03/01→03/03	→			13.0441-4601.2	250099 ATE
<b>Schraube, Bremsattel</b>							
E 200 T (210.235)	100	06/96→08/00	←		4	13.8190-0330.1	990134 M12x1,5
E 200 T Kompressor (210.248)	120	08/00→03/03					
E 230 T (210.237)	110	06/96→06/97					
E 240 T (210.262)	125	08/00→03/03					
E 270 T CDI	120	02/00→03/03					
E 270 T CDI (210.216)	125	07/99→03/03					
E 280 T 4-matic (210.281)	150	12/96→03/03					
E 300 T Turbo-D (210.225)	130	12/96→07/99					
↓							








	kw			 	! #		
<b>MERCEDES-BENZ - E-KLASSE T-Model (S210) 06/96→03/03</b>							
<b>Schraube, Bremssattel</b>							
E 320 T (210.265)	165	12/96→03/03	←		4	13.8190-0330.1 990134	M12x1,5
E 320 T CDI (210.226)	145	07/99→03/03					
E 55 T AMG 4-matic (210.274)	260	03/01→03/03					
E 200 T Kompressor (210.245)	137	06/97→03/03	←	09/97→	4	13.8190-0330.1 990134	M12x1,5
E 240 T (210.261)	125	06/97→03/03					
E 250 T Turbo-D (210.215)	110	06/97→07/99					
E 55 T AMG (210.274)	260	08/97→03/03					
E 220 T CDI (210.206)	100	05/99→03/03	←	Radstand [mm]: 2.833	4	13.8190-0330.1 990134	M12x1,5
E 220 T CDI (210.206)	105	07/99→03/03					
E 290 T Turbo-D (210.217)	95	06/96→07/99	←	Radstand [mm]: 3.570	4	13.8190-0330.1 990134	M12x1,5
E 220 T CDI (210.206)	92	06/98→07/99	←	07/98→; Radstand [mm]: 2.833	4	13.8190-0330.1 990134	M12x1,5
			←	07/98→; Radstand [mm]: 3.570	4	13.8190-0330.1 990134	M12x1,5
E 250 T D (210.210)	83	06/96→07/99	←	Radstand [mm]: 2.833; für Italien	4	13.8190-0330.1 990134	M12x1,5
			←	für Rechtslenker; Radstand [mm]: 2.833	4	13.8190-0330.1 990134	M12x1,5
			←	Radstand [mm]: 3.570	4	13.8190-0330.1 990134	M12x1,5
E 280 T (210.263)	150	12/96→03/03	←	Radstand [mm]: 3.570	4	13.8190-0330.1 990134	M12x1,5
E 320 T 4-matic (210.282)	165	12/96→03/03	←	06/97→	4	13.8190-0330.1 990134	M12x1,5
E 420 T (210.272)	205	06/96→06/97		A 962232 / X 027614→	4	13.8190-0330.1 990134	M12x1,5
			←	→ A 962231 / X 027613	4	13.8190-0330.1 990134	M12x1,5
E 430 T (210.270)	205	06/97→03/03		A 962232 / X 027614→	4	13.8190-0330.1 990134	M12x1,5
			←	09/97→; → A 962231 / X 027613	4	13.8190-0330.1 990134	M12x1,5
E 430 T 4-matic (210.283)	205	05/99→03/03			4	13.8190-0330.1 990134	M12x1,5
<b>Bremsschlauch</b>							
E 200 T (210.235)	100	06/96→08/00	←		2	83.7705-0386.3 330828	L= 385
E 200 T Kompressor (210.248)	120	08/00→03/03	→		2	24.5123-0281.3 330877	L= 280
E 220 T CDI (210.206)	100	05/99→03/03					
E 220 T CDI (210.206)	105	07/99→03/03					
E 230 T (210.237)	110	06/96→06/97					
E 240 T (210.262)	125	08/00→03/03					
E 270 T CDI	120	02/00→03/03					
E 270 T CDI (210.216)	125	07/99→03/03					
E 290 T Turbo-D (210.217)	95	06/96→07/99					
E 300 T Turbo-D (210.225)	130	12/96→07/99					
E 320 T (210.265)	165	12/96→03/03					
E 320 T CDI (210.226)	145	07/99→03/03					
E 420 T (210.272)	205	06/96→06/97					
E 55 T AMG 4-matic (210.274)	260	03/01→03/03					
E 200 T Kompressor (210.245)	137	06/97→03/03	←	09/97→	2	83.7705-0386.3 330828	L= 385
E 240 T (210.261)	125	06/97→03/03	→	09/97→	2	24.5123-0281.3 330877	L= 280
E 250 T Turbo-D (210.215)	110	06/97→07/99					
E 430 T (210.270)	205	06/97→03/03					
E 55 T AMG (210.274)	260	08/97→03/03					
E 220 T CDI (210.206)	92	06/98→07/99	←	07/98→	2	83.7705-0386.3 330828	L= 385
			→	07/98→	2	24.5123-0281.3 330877	L= 280
E 250 T D (210.210)	83	06/96→07/99	←	Radstand [mm]: 3.570	2	83.7705-0386.3 330828	L= 385
			←	für Rechtslenker; Radstand [mm]: 2.833	2	83.7705-0386.3 330828	L= 385
			←	Radstand [mm]: 2.833	2	83.7705-0386.3 330828	L= 385
			→	Radstand [mm]: 3.570	2	24.5123-0281.3 330877	L= 280
			→	für Rechtslenker; Radstand [mm]: 2.833	2	24.5123-0281.3 330877	L= 280
			→	Radstand [mm]: 2.833	2	24.5123-0281.3 330877	L= 280
E 280 T (210.263)	150	12/96→03/03	←	Radstand [mm]: 3.570	2	83.7705-0386.3 330828	L= 385
			→	Radstand [mm]: 3.570	2	24.5123-0281.3 330877	L= 280
E 280 T 4-matic (210.281)	150	12/96→03/03	←		2	24.5123-0281.3 330877	L= 280
E 430 T 4-matic (210.283)	205	05/99→03/03	→		2	24.5123-0281.3 330877	L= 280
E 320 T 4-matic (210.282)	165	12/96→03/03	←	06/97→	2	24.5123-0281.3 330877	L= 280
↓							








	kw			 	! #		
<b>MERCEDES-BENZ - E-KLASSE T-Model (S210) 06/96→03/03</b>							
 <b>Bremsschlauch</b>							
E 320 T 4-matic (210.282)	165	12/96→03/03	➔	06/97→	2	24.5123-0281.3 330877	L= 280
<b>MERCEDES-BENZ - E-KLASSE T-Model (S211) 02/03→07/09</b>							
 <b>Bremssattel</b>							
350 CGI (211.257)	215	05/06→07/09	➔			24.3426-9991.5 240954	ATE Ø 42 - Halter
E 230 T (211.252)	150	05/07→07/09	➔				
E 270 T CDI (211.216)	120	03/03→07/09					
E 270 T CDI (211.216)	130	03/03→07/09					
E 280 T CDI (211.220)	140	03/05→07/09					
E 280 T CDI (211.223)	130	05/04→07/09					
E 320 T (211.265)	165	03/03→07/09					
E 320 T CDI (211.222)	155	11/07→07/09					
E 320 T CDI (211.222)	165	03/05→07/09					
E 320 T CDI (211.226)	150	03/03→07/09					
E 350 T (211.256)	200	03/05→07/09					
E 500 T (211.270)	225	10/03→07/09					
E 200 CDI (211.207)	100	04/06→07/09	➔	☐; nicht für Taxifahrzeuge		24.3426-9989.5 240647	ATE Ø 42 - Halter
E 200 T Kompressor (211.242)	120	03/03→07/09	➔	☐; nicht für Taxifahrzeuge		24.3426-9990.5 240648	ATE Ø 42 - Halter
			➔	☐; nicht für Taxifahrzeuge; für Fahrzeuge mit Sportpaket / für Fahrzeuge mit AMG-Sportpaket		24.3426-9991.5 240954	ATE Ø 42 - Halter
			➔	☐; für Taxifahrzeuge		24.3426-9991.5 240954	ATE Ø 42 - Halter
E 200 Kompressor (211.241)	135	04/06→07/09	➔	☐; nicht für Taxifahrzeuge; für Fahrzeuge ohne Sportpaket / für Fahrzeuge ohne AMG-Sportpaket		24.3426-9989.5 240647	ATE Ø 42 - Halter
			➔	☐; nicht für Taxifahrzeuge; für Fahrzeuge ohne Sportpaket / für Fahrzeuge ohne AMG-Sportpaket		24.3426-9990.5 240648	ATE Ø 42 - Halter
			➔	☐; für Taxifahrzeuge; für Fahrzeuge mit Sportpaket / für Fahrzeuge mit AMG-Sportpaket		24.3426-9991.5 240954	ATE Ø 42 - Halter
E 220 CDI (211.206)	100	03/03→07/09	➔	☐; nicht für Taxifahrzeuge; für Fahrzeuge ohne Sportpaket / für Fahrzeuge ohne AMG-Sportpaket		24.3426-9989.5 240647	ATE Ø 42 - Halter
E 220 T CDI	120	03/03→07/09					
E 220 T CDI (211.206)	110	03/03→07/09					
E 220 T CDI (211.208)	125	04/06→07/09	➔	☐; nicht für Taxifahrzeuge; für Fahrzeuge ohne Sportpaket / für Fahrzeuge ohne AMG-Sportpaket		24.3426-9990.5 240648	ATE Ø 42 - Halter
			➔	☐; für Taxifahrzeuge		24.3426-9991.5 240954	ATE Ø 42 - Halter
			➔	☐; nicht für Taxifahrzeuge; für Fahrzeuge mit Sportpaket / für Fahrzeuge mit AMG-Sportpaket		24.3426-9991.5 240954	ATE Ø 42 - Halter
E 240 T (211.261)	130	03/03→07/09	➔	☐; nicht für Taxifahrzeuge		24.3426-9989.5 240647	ATE Ø 42 - Halter
			➔	☐; nicht für Taxifahrzeuge		24.3426-9990.5 240648	ATE Ø 42 - Halter
			➔	☐; für Taxifahrzeuge		24.3426-9991.5 240954	ATE Ø 42 - Halter
E 240 T 4-matic (211.280)	130	07/03→07/09	➔	☐		24.3601-9769.5 240695	ATE Ø 60 - Halter
			➔	☐		24.3601-9770.5 240696	ATE Ø 60 - Halter
			➔	☐		24.3426-9989.5 240647	ATE Ø 42 - Halter
			➔	☐		24.3426-9990.5 240648	ATE Ø 42 - Halter
E 280 T (211.254)	170	03/05→07/09	➔	☐; 05/05→		24.3426-9991.5 240954	ATE Ø 42 - Halter
E 280 T 4-matic (211.292)	170	03/05→07/09	➔	☐; A 870951→; für Fahrzeuge mit Sportpaket / für Fahrzeuge mit AMG-Sportpaket		11.9441-9955.2 220805	ATE Ø 44 - Halter
E 280 T CDI 4-matic (211.284)	140	03/05→07/09					
E 320 T CDI 4-matic (211.289)	165	03/05→07/09	➔	☐; A 870951→; für Fahrzeuge mit Sportpaket / für Fahrzeuge mit AMG-Sportpaket		11.9441-9956.2 220806	ATE Ø 44 - Halter
			➔	☐; 05/05→; → A 870950; für Fahrzeuge mit Sportpaket / für Fahrzeuge mit AMG-Sportpaket		11.9441-9971.2 220839	ATE Ø 44 - Halter
			➔	☐; 05/05→; → A 870950; für Fahrzeuge mit Sportpaket / für Fahrzeuge mit AMG-Sportpaket		11.9441-9972.2 220840	ATE Ø 44 - Halter
			➔	☐; 05/05→; für Fahrzeuge ohne Sportpaket / für Fahrzeuge ohne AMG-Sportpaket		24.3601-9769.5 240695	ATE Ø 60 - Halter
			➔	☐; 05/05→; für Fahrzeuge ohne Sportpaket / für Fahrzeuge ohne AMG-Sportpaket		24.3601-9770.5 240696	ATE Ø 60 - Halter
			➔	☐; 05/05→		24.3426-9991.5 240954	ATE Ø 42 - Halter
↓							










	kW			 	! #			
<b>MERCEDES-BENZ - E-KLASSE T-Model (S211) 02/03→07/09</b>								
<b>Bremssattel</b>								
E 320 T 4-matic (211.282)	165	07/03→07/09	←	☐		24.3601-9769.5	240695	ATE Ø 60 - Halter
			←	☐		24.3601-9770.5	240696	ATE Ø 60 - Halter
			→	☐		24.3426-9991.5	240954	ATE Ø 42 - Halter
E 350 T 4-matic (211.287)	200	03/05→07/09	←	☐; A 870951→; für Fahrzeuge mit Sportpaket / für Fahr- zeuge mit AMG-Sportpaket		11.9441-9955.2	220805	ATE Ø 44 - Halter
			←	☐; A 870951→; für Fahrzeuge mit Sportpaket / für Fahr- zeuge mit AMG-Sportpaket		11.9441-9956.2	220806	ATE Ø 44 - Halter
			←	☐; → A 870950; für Fahrzeuge mit Sportpaket / für Fahr- zeuge mit AMG-Sportpaket		11.9441-9971.2	220839	ATE Ø 44 - Halter
			←	☐; → A 870950; für Fahrzeuge mit Sportpaket / für Fahr- zeuge mit AMG-Sportpaket		11.9441-9972.2	220840	ATE Ø 44 - Halter
			←	☐; für Fahrzeuge ohne Sportpaket / für Fahrzeuge ohne AMG-Sportpaket		24.3601-9769.5	240695	ATE Ø 60 - Halter
			←	☐; für Fahrzeuge ohne Sportpaket / für Fahrzeuge ohne AMG-Sportpaket		24.3601-9770.5	240696	ATE Ø 60 - Halter
			→	☐		24.3426-9991.5	240954	ATE Ø 42 - Halter
E 500 T (211.272)	285	04/06→07/09	→	☐		11.9426-9959.2	220801	ATE Ø 42 - Halter
			→	☐		11.9426-9960.2	220802	ATE Ø 42 - Halter
E 500 T 4-matic (211.283)	225	10/03→07/09	←	☐; A 870951→		11.9441-9955.2	220805	ATE Ø 44 - Halter
			←	☐; A 870951→		11.9441-9956.2	220806	ATE Ø 44 - Halter
			←	☐; → A 870950		11.9441-9971.2	220839	ATE Ø 44 - Halter
			←	☐; → A 870950		11.9441-9972.2	220840	ATE Ø 44 - Halter
			→	☐		24.3426-9991.5	240954	ATE Ø 42 - Halter
E 500 T 4-matic (211.290)	285	04/06→07/09	←	☐		11.9441-9955.2	220805	ATE Ø 44 - Halter
			←	☐		11.9441-9956.2	220806	ATE Ø 44 - Halter
			→	☐		24.3426-9991.5	240954	ATE Ø 42 - Halter
<b>Halter, Bremssattel</b>								
350 CGI (211.257)	215	05/06→07/09	→			11.8170-0611.1	260116	ATE
E 230 T (211.252)	150	05/07→07/09						
E 270 T CDI (211.216)	120	03/03→07/09						
E 270 T CDI (211.216)	130	03/03→07/09						
E 280 T CDI (211.220)	140	03/05→07/09						
E 280 T CDI (211.223)	130	05/04→07/09						
E 320 T (211.265)	165	03/03→07/09						
E 320 T 4-matic (211.282)	165	07/03→07/09						
E 320 T CDI (211.222)	155	11/07→07/09						
E 320 T CDI (211.222)	165	03/05→07/09						
E 320 T CDI (211.226)	150	03/03→07/09						
E 350 T (211.256)	200	03/05→07/09						
E 350 T 4-matic (211.287)	200	03/05→07/09						
E 500 T (211.270)	225	10/03→07/09						
E 500 T 4-matic (211.283)	225	10/03→07/09						
E 500 T 4-matic (211.290)	285	04/06→07/09						
E 200 CDI (211.207)	100	04/06→07/09	→	nicht für Taxifahrzeuge; für Fahrzeuge mit Sportpaket / für Fahr- zeuge mit AMG-Sportpaket		11.8170-0611.1	260116	ATE
E 200 T Kompressor (211.242)	120	03/03→07/09						
E 220 CDI (211.206)	100	03/03→07/09	→	für Taxifahrzeuge		11.8170-0611.1	260116	ATE
E 220 T CDI	120	03/03→07/09						
E 220 T CDI (211.206)	110	03/03→07/09						
E 220 T CDI (211.208)	125	04/06→07/09						
E 200 Kompressor (211.241)	135	04/06→07/09	→	nicht für Taxifahrzeuge; für Fahrzeuge ohne Sportpaket / für Fahrzeuge ohne AMG-Sportpaket		11.8170-0611.1	260116	ATE
			→	für Taxifahrzeuge; für Fahrzeuge mit Sportpaket / für Fahr- zeuge mit AMG-Sportpaket		11.8170-0611.1	260116	ATE
E 240 T (211.261)	130	03/03→07/09	→	für Taxifahrzeuge		11.8170-0611.1	260116	ATE
E 280 T (211.254)	170	03/05→07/09	→	05/05→		11.8170-0611.1	260116	ATE
E 280 T 4-matic (211.292)	170	03/05→07/09						
↓								



	kw			 	! #		
<b>MERCEDES-BENZ - E-KLASSE T-Model (S211) 02/03→07/09</b>							
<b>Halter, Bremssattel</b>							
E 280 T CDI 4-matic (211.284)	140	03/05→07/09	➔	05/05→		11.8170-0611.1 260116	ATE
E 320 T CDI 4-matic (211.289)	165	03/05→07/09					
<b>Feder, Bremssattel</b>							
350 CGI (211.257)	215	05/06→07/09			2	11.8116-0323.1 390459	ATE
E 230 T (211.252)	150	05/07→07/09					
E 240 T (211.261)	130	03/03→07/09					
E 270 T CDI (211.216)	120	03/03→07/09					
E 270 T CDI (211.216)	130	03/03→07/09					
E 280 T CDI (211.220)	140	03/05→07/09					
E 280 T CDI (211.223)	130	05/04→07/09					
E 320 T (211.265)	165	03/03→07/09					
E 320 T CDI (211.222)	155	11/07→07/09					
E 320 T CDI (211.222)	165	03/05→07/09					
E 320 T CDI (211.226)	150	03/03→07/09					
E 350 T (211.256)	200	03/05→07/09					
E 500 T (211.270)	225	10/03→07/09					
E 200 CDI (211.207)	100	04/06→07/09		nicht für Taxifahrzeuge; für Fahrzeuge mit Sportpaket / für Fahr- zeuge mit AMG-Sportpaket	2	11.8116-0323.1 390459	ATE
E 200 T Kompressor (211.242)	120	03/03→07/09			2	11.8116-0323.1 390459	ATE
E 200 Kompressor (211.241)	135	04/06→07/09		nicht für Taxifahrzeuge; für Fahrzeuge ohne Sportpaket / für Fahrzeuge ohne AMG-Sportpaket	2	11.8116-0323.1 390459	ATE
				für Taxifahrzeuge; für Fahrzeuge mit Sportpaket / für Fahr- zeuge mit AMG-Sportpaket	2	11.8116-0323.1 390459	ATE
E 220 CDI (211.206)	100	03/03→07/09		für Taxifahrzeuge	2	11.8116-0323.1 390459	ATE
E 220 T CDI	120	03/03→07/09		nicht für Taxifahrzeuge; für Fahrzeuge ohne Sportpaket / für Fahrzeuge ohne AMG-Sportpaket	2	11.8116-0323.1 390459	ATE
E 220 T CDI (211.206)	110	03/03→07/09					
E 220 T CDI (211.208)	125	04/06→07/09		nicht für Taxifahrzeuge; für Fahrzeuge mit Sportpaket / für Fahr- zeuge mit AMG-Sportpaket	2	11.8116-0323.1 390459	ATE
E 240 T 4-matic (211.280)	130	07/03→07/09			2	11.8116-0253.1 390512	ATE
E 320 T 4-matic (211.282)	165	07/03→07/09				11.8116-0323.1 390459	ATE
E 280 T (211.254)	170	03/05→07/09		05/05→	2	11.8116-0323.1 390459	ATE
E 280 T 4-matic (211.292)	170	03/05→07/09		05/05→; für Fahrzeuge ohne Sportpaket / für Fahrzeuge ohne AMG-Sportpaket	2	11.8116-0253.1 390512	ATE
E 280 T CDI 4-matic (211.284)	140	03/05→07/09		05/05→	2	11.8116-0323.1 390459	ATE
E 320 T CDI 4-matic (211.289)	165	03/05→07/09	➔	A 870951→; für Fahrzeuge mit Sportpaket / für Fahr- zeuge mit AMG-Sportpaket	2	11.8116-0133.1 390511	ATE
			➔	05/05→; → A 870950; für Fahrzeuge mit Sportpaket / für Fahr- zeuge mit AMG-Sportpaket	2	11.8116-0133.1 390511	ATE
E 350 T 4-matic (211.287)	200	03/05→07/09		für Fahrzeuge ohne Sportpaket / für Fahrzeuge ohne AMG-Sportpaket	2	11.8116-0253.1 390512	ATE
					2	11.8116-0323.1 390459	ATE
			➔	A 870951→; für Fahrzeuge mit Sportpaket / für Fahr- zeuge mit AMG-Sportpaket	2	11.8116-0133.1 390511	ATE
			➔	→ A 870950; für Fahrzeuge mit Sportpaket / für Fahr- zeuge mit AMG-Sportpaket	2	11.8116-0133.1 390511	ATE
E 500 T (211.272)	285	04/06→07/09			2	11.8116-0086.2 390606	ATE
E 500 T 4-matic (211.283)	225	10/03→07/09			2	11.8116-0323.1 390459	ATE
			➔	→ A 870950	2	11.8116-0133.1 390511	ATE
			➔	A 870951→	2	11.8116-0133.1 390511	ATE
E 500 T 4-matic (211.290)	285	04/06→07/09			2	11.8116-0323.1 390459	ATE
			➔		2	11.8116-0133.1 390511	ATE
<b>Führungshülzensatz, Bremssattel</b>							
350 CGI (211.257)	215	05/06→07/09	➔			11.0101-4202.2 260094	ATE
E 230 T (211.252)	150	05/07→07/09					
E 240 T (211.261)	130	03/03→07/09					
E 270 T CDI (211.216)	120	03/03→07/09					
E 270 T CDI (211.216)	130	03/03→07/09					
E 280 T CDI (211.220)	140	03/05→07/09					
E 280 T CDI (211.223)	130	05/04→07/09					
E 320 T (211.265)	165	03/03→07/09					
↓							

	kW			 	! #		
<b>MERCEDES-BENZ - E-KLASSE T-Model (S211) 02/03→07/09</b>							
<b>Führungshülzensatz, Bremssattel</b>							
E 320 T CDI (211.222)	155	11/07→07/09	➔			11.0101-4202.2 260094	ATE
E 320 T CDI (211.222)	165	03/05→07/09					
E 320 T CDI (211.226)	150	03/03→07/09					
E 350 T (211.256)	200	03/05→07/09					
E 500 T (211.270)	225	10/03→07/09					
E 200 CDI (211.207)	100	04/06→07/09	➔	nicht für Taxifahrzeuge; für Fahrzeuge mit Sportpaket / für Fahr- zeuge ohne AMG-Sportpaket		11.0101-4202.2 260094	ATE
E 200 T Kompressor (211.242)	120	03/03→07/09	➔			11.0101-4202.2 260094	ATE
E 200 Kompressor (211.241)	135	04/06→07/09	➔	nicht für Taxifahrzeuge; für Fahrzeuge ohne Sportpaket / für Fahrzeuge ohne AMG-Sportpaket		11.0101-4202.2 260094	ATE
			➔	für Taxifahrzeuge; für Fahrzeuge mit Sportpaket / für Fahr- zeuge mit AMG-Sportpaket		11.0101-4202.2 260094	ATE
E 220 CDI (211.206)	100	03/03→07/09	➔	nicht für Taxifahrzeuge; für Fahrzeuge mit Sportpaket / für Fahr- zeuge mit AMG-Sportpaket		11.0101-4202.2 260094	ATE
E 220 T CDI	120	03/03→07/09					
E 220 T CDI (211.206)	110	03/03→07/09					
E 220 T CDI (211.208)	125	04/06→07/09	➔	für Taxifahrzeuge		11.0101-4202.2 260094	ATE
			➔	nicht für Taxifahrzeuge; für Fahrzeuge ohne Sportpaket / für Fahrzeuge ohne AMG-Sportpaket		11.0101-4202.2 260094	ATE
E 240 T 4-matic (211.280)	130	07/03→07/09	➔			11.0101-5704.2 260095	ATE
E 320 T 4-matic (211.282)	165	07/03→07/09	➔			11.0101-4202.2 260094	ATE
E 280 T (211.254)	170	03/05→07/09	➔	05/05→		11.0101-4202.2 260094	ATE
E 280 T 4-matic (211.292)	170	03/05→07/09	➔	05/05→; für Fahrzeuge ohne Sportpaket / für Fahrzeuge ohne AMG-Sportpaket		11.0101-5704.2 260095	ATE
E 280 T CDI 4-matic (211.284)	140	03/05→07/09					
E 320 T CDI 4-matic (211.289)	165	03/05→07/09	➔	05/05→; → A 870950; für Fahrzeuge mit Sportpaket / für Fahr- zeuge mit AMG-Sportpaket		11.0101-5704.2 260095	ATE
			➔	A 870951→; für Fahrzeuge mit Sportpaket / für Fahr- zeuge mit AMG-Sportpaket		11.0101-7003.2 260124	ATE
			➔	05/05→		11.0101-4202.2 260094	ATE
E 350 T 4-matic (211.287)	200	03/05→07/09	➔	→ A 870950; für Fahrzeuge mit Sportpaket / für Fahr- zeuge mit AMG-Sportpaket		11.0101-5704.2 260095	ATE
			➔	für Fahrzeuge ohne Sportpaket / für Fahrzeuge ohne AMG-Sportpaket		11.0101-5704.2 260095	ATE
			➔	A 870951→; für Fahrzeuge mit Sportpaket / für Fahr- zeuge mit AMG-Sportpaket		11.0101-7003.2 260124	ATE
			➔			11.0101-4202.2 260094	ATE
E 500 T (211.272)	285	04/06→07/09	➔			11.0101-5407.2 260011	ATE
E 500 T 4-matic (211.283)	225	10/03→07/09	➔	→ A 870950		11.0101-5704.2 260095	ATE
			➔	A 870951→		11.0101-7003.2 260124	ATE
			➔			11.0101-4202.2 260094	ATE
E 500 T 4-matic (211.290)	285	04/06→07/09	➔			11.0101-7003.2 260124	ATE
			➔			11.0101-4202.2 260094	ATE
<b>Führungsbolzen, Bremssattel</b>							
350 CGI (211.257)	215	05/06→07/09				11.8171-0072.1 250154	ATE
E 230 T (211.252)	150	05/07→07/09					
E 240 T (211.261)	130	03/03→07/09					
E 270 T CDI (211.216)	120	03/03→07/09					
E 270 T CDI (211.216)	130	03/03→07/09					
E 280 T CDI (211.220)	140	03/05→07/09					
E 280 T CDI (211.223)	130	05/04→07/09					
E 320 T (211.265)	165	03/03→07/09					
E 320 T CDI (211.222)	155	11/07→07/09					
E 320 T CDI (211.222)	165	03/05→07/09					
E 320 T CDI (211.226)	150	03/03→07/09					
E 350 T (211.256)	200	03/05→07/09					
E 500 T (211.270)	225	10/03→07/09					
E 500 T 4-matic (211.283)	225	10/03→07/09					
E 500 T 4-matic (211.290)	285	04/06→07/09					
E 200 CDI (211.207)	100	04/06→07/09		nicht für Taxifahrzeuge; für Fahrzeuge mit Sportpaket / für Fahr- zeuge mit AMG-Sportpaket		11.8171-0072.1 250154	ATE
E 200 T Kompressor (211.242)	120	03/03→07/09					
↓							

	kw			 	! #			
<b>MERCEDES-BENZ - E-KLASSE T-Model (S211) 02/03→07/09</b>								
<b>Führungsbolzen, Bremsattel</b>								
E 200 CDI (211.207)	100	04/06→07/09				11.8171-0072.1	250154	ATE
E 200 T Kompressor (211.242)	120	03/03→07/09						
E 200 Kompressor (211.241)	135	04/06→07/09		nicht für Taxifahrzeuge; für Fahrzeuge ohne Sportpaket / für Fahrzeuge ohne AMG-Sportpaket		11.8171-0072.1	250154	ATE
				für Taxifahrzeuge; für Fahrzeuge mit Sportpaket / für Fahrzeuge mit AMG-Sportpaket		11.8171-0072.1	250154	ATE
E 220 CDI (211.206)	100	03/03→07/09		für Taxifahrzeuge		11.8171-0072.1	250154	ATE
E 220 T CDI	120	03/03→07/09						
E 220 T CDI (211.206)	110	03/03→07/09		nicht für Taxifahrzeuge; für Fahrzeuge ohne Sportpaket / für Fahrzeuge ohne AMG-Sportpaket		11.8171-0072.1	250154	ATE
E 220 T CDI (211.208)	125	04/06→07/09						
				nicht für Taxifahrzeuge; für Fahrzeuge mit Sportpaket / für Fahrzeuge mit AMG-Sportpaket		11.8171-0072.1	250154	ATE
E 240 T 4-matic (211.280)	130	07/03→07/09				11.8171-0008.1	990049	ATE
E 320 T 4-matic (211.282)	165	07/03→07/09				11.8171-0072.1	250154	ATE
E 280 T (211.254)	170	03/05→07/09		05/05→		11.8171-0072.1	250154	ATE
E 280 T 4-matic (211.292)	170	03/05→07/09		05/05→;		11.8171-0008.1	990049	ATE
E 280 T CDI 4-matic (211.284)	140	03/05→07/09		für Fahrzeuge ohne Sportpaket / für Fahrzeuge ohne AMG-Sportpaket				
E 320 T CDI 4-matic (211.289)	165	03/05→07/09				11.8171-0072.1	250154	ATE
E 350 T 4-matic (211.287)	200	03/05→07/09		für Fahrzeuge ohne Sportpaket / für Fahrzeuge ohne AMG-Sportpaket		11.8171-0008.1	990049	ATE
						11.8171-0072.1	250154	ATE
E 500 T (211.272)	285	04/06→07/09				11.8171-0008.1	990049	ATE
<b>Dichtungssatz, Bremsattel</b>								
350 CGI (211.257)	215	05/06→07/09	➔			11.0441-4203.2	250013	ATE
E 230 T (211.252)	150	05/07→07/09						
E 240 T (211.261)	130	03/03→07/09						
E 270 T CDI (211.216)	120	03/03→07/09						
E 270 T CDI (211.216)	130	03/03→07/09						
E 280 T CDI (211.220)	140	03/05→07/09						
E 280 T CDI (211.223)	130	05/04→07/09						
E 320 T (211.265)	165	03/03→07/09						
E 320 T CDI (211.222)	155	11/07→07/09						
E 320 T CDI (211.222)	165	03/05→07/09						
E 320 T CDI (211.226)	150	03/03→07/09						
E 350 T (211.256)	200	03/05→07/09						
E 500 T (211.270)	225	10/03→07/09						
E 500 T (211.272)	285	04/06→07/09						
E 500 T 4-matic (211.283)	225	10/03→07/09						
E 500 T 4-matic (211.290)	285	04/06→07/09						
E 200 CDI (211.207)	100	04/06→07/09	➔			11.0441-4203.2	250013	ATE
			➔	nicht für Taxifahrzeuge; für Fahrzeuge mit Sportpaket / für Fahrzeuge mit AMG-Sportpaket		11.0441-4203.2	250013	ATE
E 200 T Kompressor (211.242)	120	03/03→07/09						
E 200 Kompressor (211.241)	135	04/06→07/09	➔	nicht für Taxifahrzeuge; für Fahrzeuge ohne Sportpaket / für Fahrzeuge ohne AMG-Sportpaket		11.0441-4203.2	250013	ATE
			➔	für Taxifahrzeuge; für Fahrzeuge mit Sportpaket / für Fahrzeuge mit AMG-Sportpaket		11.0441-4203.2	250013	ATE
E 220 CDI (211.206)	100	03/03→07/09	➔	nicht für Taxifahrzeuge; für Fahrzeuge mit Sportpaket / für Fahrzeuge mit AMG-Sportpaket		11.0441-4203.2	250013	ATE
E 220 T CDI	120	03/03→07/09						
E 220 T CDI (211.206)	110	03/03→07/09						
E 220 T CDI (211.208)	125	04/06→07/09	➔	für Taxifahrzeuge		11.0441-4203.2	250013	ATE
			➔	nicht für Taxifahrzeuge; für Fahrzeuge ohne Sportpaket / für Fahrzeuge ohne AMG-Sportpaket		11.0441-4203.2	250013	ATE
E 240 T 4-matic (211.280)	130	07/03→07/09	➔			11.0441-6007.2	250146	ATE
E 320 T 4-matic (211.282)	165	07/03→07/09	➔			11.0441-4203.2	250013	ATE
E 280 T (211.254)	170	03/05→07/09	➔	05/05→		11.0441-4203.2	250013	ATE
E 280 T 4-matic (211.292)	170	03/05→07/09	➔	05/05→;		11.0441-6007.2	250146	ATE
E 280 T CDI 4-matic (211.284)	140	03/05→07/09	➔	für Fahrzeuge ohne Sportpaket / für Fahrzeuge ohne AMG-Sportpaket				
			➔	05/05→		11.0441-4203.2	250013	ATE
↓								

**MERCEDES-BENZ - E-KLASSE T-Model (S211) 02/03→07/09**

**Dichtungssatz, Bremsattel**

E 320 T CDI 4-matic (211.289)	165	03/05→07/09	←	05/05→; für Fahrzeuge ohne Sportpaket / für Fahrzeuge ohne AMG-Sportpaket	11.0441-6007.2	250146	ATE
			→	05/05→	11.0441-4203.2	250013	ATE
E 350 T 4-matic (211.287)	200	03/05→07/09	←	für Fahrzeuge ohne Sportpaket / für Fahrzeuge ohne AMG-Sportpaket	11.0441-6007.2	250146	ATE
			→		11.0441-4203.2	250013	ATE






































**Bremsschlauch**

E 350 CGI (211.257)	215	05/06→07/09	←		2	24.5123-0380.3	331256	L= 380
E 200 CDI (211.207)	100	04/06→07/09	→		2	24.5238-0255.3	330674	L= 255
E 200 Kompressor (211.241)	135	04/06→07/09	→		2	24.5238-0255.3	330674	L= 255
E 200 T Kompressor (211.242)	120	03/03→07/09	→					
E 220 CDI (211.206)	100	03/03→07/09	→					
E 220 T CDI	120	03/03→07/09	→					
E 220 T CDI (211.206)	110	03/03→07/09	→					
E 220 T CDI (211.208)	125	04/06→07/09	→					
E 230 T (211.252)	150	05/07→07/09	→					
E 240 T (211.261)	130	03/03→07/09	→					
E 270 T CDI (211.216)	120	03/03→07/09	→					
E 270 T CDI (211.216)	130	03/03→07/09	→					
E 280 T CDI (211.220)	140	03/05→07/09	→					
E 280 T CDI (211.223)	130	05/04→07/09	→					
E 320 T (211.265)	165	03/03→07/09	→					
E 320 T CDI (211.222)	155	11/07→07/09	→					
E 320 T CDI (211.222)	165	03/05→07/09	→					
E 320 T CDI (211.226)	150	03/03→07/09	→					
E 350 T (211.256)	200	03/05→07/09	→					
E 500 T (211.270)	225	10/03→07/09	→					
E 500 T (211.272)	285	04/06→07/09	→					
E 55 T AMG Kompressor (211.276)	350	07/03→07/09	→					
E 63 AMG (211.277)	378	03/06→07/09	→					
E 240 T 4-matic (211.280)	130	07/03→07/09	→		2	24.5238-0255.3	330674	L= 255
E 320 T 4-matic (211.282)	165	07/03→07/09	→					
E 350 T 4-matic (211.287)	200	03/05→07/09	→					
E 500 T 4-matic (211.283)	225	10/03→07/09	→					
E 500 T 4-matic (211.290)	285	04/06→07/09	→					
E 280 T (211.254)	170	03/05→07/09	←	05/05→	2	24.5123-0380.3	331256	L= 380
			→	05/05→	2	24.5238-0255.3	330674	L= 255
E 280 T 4-matic (211.292)	170	03/05→07/09	→	05/05→	2	24.5238-0255.3	330674	L= 255
E 280 T CDI 4-matic (211.284)	140	03/05→07/09	→					
E 320 T CDI 4-matic (211.289)	165	03/05→07/09	→					









**MERCEDES-BENZ - E-KLASSE T-Model (S212) 08/09→**

**Bremssattel**








E 200 (212.234)	135	11/12→	←	<input type="checkbox"/> ; 03/13→; für Fahrzeuge ohne Sportpaket / für Fahrzeuge ohne AMG-Sportpaket	24.3606-1707.7	221011	TRW Ø 60 - Halter
			←	<input type="checkbox"/> ; 03/13→; für Fahrzeuge ohne Sportpaket / für Fahrzeuge ohne AMG-Sportpaket	24.3606-1708.7	221012	TRW Ø 60 - Halter
			←	<input type="checkbox"/> ; 03/13→; für Fahrzeuge mit Sportpaket / für Fahr- zeuge mit AMG-Sportpaket	24.3606-1711.5	240780	TRW Ø 60 - Halter
			←	<input type="checkbox"/> ; 03/13→; für Fahrzeuge mit Sportpaket / für Fahr- zeuge mit AMG-Sportpaket	24.3606-1712.5	240781	TRW Ø 60 - Halter
			→	<input type="checkbox"/> ; 03/13→	24.3426-9989.5	240647	ATE Ø 42 - Halter
			→	<input type="checkbox"/> ; 03/13→	24.3426-9990.5	240648	ATE Ø 42 - Halter
E 200 CDI / BlueTEC (212.205, 212.206)	100	11/09→	←	<input type="checkbox"/> ; für Fahrzeuge ohne Sportpaket / für Fahrzeuge ohne AMG-Sportpaket	24.3606-1707.7	221011	TRW Ø 60 - Halter
E 200 CGI (212.248)	135	11/09→	←	<input type="checkbox"/> ; für Fahrzeuge ohne Sportpaket / für Fahrzeuge ohne AMG-Sportpaket	24.3606-1707.7	221011	TRW Ø 60 - Halter
E 220 BlueTEC	130	05/15→	←	<input type="checkbox"/> ; für Fahrzeuge ohne Sportpaket / für Fahrzeuge ohne AMG-Sportpaket	24.3606-1708.7	221012	TRW Ø 60 - Halter
E 220 CDI / BlueTEC (212.202, 212.201)	125	11/09→	←	<input type="checkbox"/> ; für Fahrzeuge ohne Sportpaket / für Fahrzeuge ohne AMG-Sportpaket	24.3606-1708.7	221012	TRW Ø 60 - Halter









	kw			 	! #		
<b>MERCEDES-BENZ - E-KLASSE T-Model (S212) 08/09 →</b>							
<b> Bremsattel</b>							
E 200 CDI / BlueTEC (212.205, 212.206) E 200 CGI (212.248) E 220 BlueTEC E 220 CDI / BlueTEC (212.202, 212.201)	100	11/09 →	←	 ; für Fahrzeuge mit Sportpaket / für Fahrzeuge mit AMG-Sportpaket		24.3606-1711.5 240780	TRW Ø 60 - Halter
	135	11/09 →	←	 ; für Fahrzeuge mit Sportpaket / für Fahrzeuge mit AMG-Sportpaket		24.3606-1712.5 240781	TRW Ø 60 - Halter
	130	05/15 →	→			24.3426-9989.5 240647	ATE Ø 42 - Halter
	125	11/09 →	→			24.3426-9990.5 240648	ATE Ø 42 - Halter
E 220 BlueTEC 4-matic (212.211) E 250 CDI / BlueTEC 4-matic (212.282, 212.297)	125	12/14 →	←	 ; für Fahrzeuge mit Sportpaket / für Fahrzeuge mit AMG-Sportpaket		24.3601-1721.5 240629	TRW Ø 60 - Halter
	150	07/10 →	←	 ; für Fahrzeuge mit Sportpaket / für Fahrzeuge mit AMG-Sportpaket		24.3601-1722.5 240630	TRW Ø 60 - Halter
			←	 ; für Fahrzeuge ohne Sportpaket / für Fahrzeuge ohne AMG-Sportpaket		24.3601-1723.5 240631	TRW Ø 60 - Halter
			←	 ; für Fahrzeuge ohne Sportpaket / für Fahrzeuge ohne AMG-Sportpaket		24.3601-1724.5 240632	TRW Ø 60 - Halter
			→			24.3426-9989.5 240647	ATE Ø 42 - Halter
			→			24.3426-9990.5 240648	ATE Ø 42 - Halter
E 220 CDI (212.202)	120	08/09 →	←	 ; 11/09 →; für Fahrzeuge ohne Sportpaket / für Fahrzeuge ohne AMG-Sportpaket		24.3606-1707.7 221011	TRW Ø 60 - Halter
			←	 ; 11/09 →; für Fahrzeuge ohne Sportpaket / für Fahrzeuge ohne AMG-Sportpaket		24.3606-1708.7 221012	TRW Ø 60 - Halter
			←	 ; 11/09 →; für Fahrzeuge mit Sportpaket / für Fahrzeuge mit AMG-Sportpaket		24.3606-1711.5 240780	TRW Ø 60 - Halter
			←	 ; 11/09 →; für Fahrzeuge mit Sportpaket / für Fahrzeuge mit AMG-Sportpaket		24.3606-1712.5 240781	TRW Ø 60 - Halter
			→	 ; 11/09 →		24.3426-9989.5 240647	ATE Ø 42 - Halter
			→	 ; 11/09 →		24.3426-9990.5 240648	ATE Ø 42 - Halter
E 250 (212.236)	155	11/12 →	←	 ; 03/13 →; für Fahrzeuge mit Sportpaket / für Fahrzeuge mit AMG-Sportpaket		24.3606-1711.5 240780	TRW Ø 60 - Halter
			←	 ; 03/13 →; für Fahrzeuge mit Sportpaket / für Fahrzeuge mit AMG-Sportpaket		24.3606-1712.5 240781	TRW Ø 60 - Halter
			→	 ; 03/13 →		24.3426-9989.5 240647	ATE Ø 42 - Halter
			→	 ; 03/13 →		24.3426-9990.5 240648	ATE Ø 42 - Halter
E 250 CDI / BlueTEC (212.203, 212.204) E 250 CGI (212.247)	150	11/09 →	←	 ; für Fahrzeuge mit Sportpaket / für Fahrzeuge mit AMG-Sportpaket		24.3606-1711.5 240780	TRW Ø 60 - Halter
	150	11/09 →	←	 ; für Fahrzeuge mit Sportpaket / für Fahrzeuge mit AMG-Sportpaket		24.3606-1712.5 240781	TRW Ø 60 - Halter
			→			24.3426-9989.5 240647	ATE Ø 42 - Halter
			→			24.3426-9990.5 240648	ATE Ø 42 - Halter
E 300 (212.254) E 300 (212.255) E 300 CDI / BlueTEC (212.227, 212.221) E 350 (212.259) E 350 BlueTEC (212.224) E 350 BlueTEC (212.226) E 350 CDI (212.223) E 350 CDI (212.225) E 350 CGI (212.257)	170	11/09 →	←	 ; für Fahrzeuge mit Sportpaket / für Fahrzeuge mit AMG-Sportpaket		24.3606-1711.5 240780	TRW Ø 60 - Halter
	185	07/11 →					
	170	11/09 →	←	 ; für Fahrzeuge mit Sportpaket / für Fahrzeuge mit AMG-Sportpaket		24.3606-1712.5 240781	TRW Ø 60 - Halter
	225	09/11 →					
	155	11/09 →	→			24.3426-9991.5 240954	ATE Ø 42 - Halter
	190	07/14 →					
	215	11/09 →					
E 300 4-matic (212.280) E 350 4-matic (212.287) E 350 4-matic (212.288, 212.287) E 350 CDI 4-matic (212.289) E 350 CDI 4-matic (212.293) ↓	185	07/11 →	←	 ; für Fahrzeuge mit Sportpaket / für Fahrzeuge mit AMG-Sportpaket		24.3601-1721.5 240629	TRW Ø 60 - Halter
	200	11/09 →					
	225	09/11 →	←	 ; für Fahrzeuge mit Sportpaket / für Fahrzeuge mit AMG-Sportpaket		24.3601-1722.5 240630	TRW Ø 60 - Halter
	170	11/09 →					
	195	07/11 →					























	kw			 	! #		
<b>MERCEDES-BENZ - E-KLASSE T-Model (S212) 08/09 →</b>							
<b> Bremssattel</b>							
E 300 4-matic (212.280)	185	07/11 →	←	☐; für Fahrzeuge ohne Sportpaket / für Fahrzeuge ohne AMG-Sportpaket		24.3601-1723.5 240631	TRW Ø 60 - Halter
E 350 4-matic (212.287)	200	11/09 →					
E 350 4-matic (212.288, 212.287)	225	09/11 →					
E 350 CDI 4-matic (212.289)	170	11/09 →	←	☐; für Fahrzeuge ohne Sportpaket / für Fahrzeuge ohne AMG-Sportpaket		24.3601-1724.5 240632	TRW Ø 60 - Halter
E 350 CDI 4-matic (212.293)	195	07/11 →	→	☐		24.3426-9991.5 240954	ATE Ø 42 - Halter
E 300 CDI (212.220)	150	12/09 → 12/10	→	☐		24.3426-9991.5 240954	ATE Ø 42 - Halter
E 400	245	01/13 →					
E 400 (212.261)	245	07/14 →					
E 400 4-matic	245	01/13 →					
E 400 4-matic (212.299)	245	07/14 →					
E 300 Hybrid / BlueTEC Hybrid (212.298)	150	12/11 →	←	☐; 06/12 →; für Fahrzeuge mit Sportpaket / für Fahrzeuge mit AMG-Sportpaket		24.3606-1711.5 240780	TRW Ø 60 - Halter
			←	☐; 06/12 →; für Fahrzeuge mit Sportpaket / für Fahrzeuge mit AMG-Sportpaket		24.3606-1712.5 240781	TRW Ø 60 - Halter
			→	☐; 06/12 →		24.3426-9991.5 240954	ATE Ø 42 - Halter
E 350 (212.256)	200	08/09 →	←	☐; 11/09 →; für Fahrzeuge mit Sportpaket / für Fahrzeuge mit AMG-Sportpaket		24.3606-1711.5 240780	TRW Ø 60 - Halter
			←	☐; 11/09 →; für Fahrzeuge mit Sportpaket / für Fahrzeuge mit AMG-Sportpaket		24.3606-1712.5 240781	TRW Ø 60 - Halter
			→	☐; 11/09 →		24.3426-9991.5 240954	ATE Ø 42 - Halter
E 350 BlueTEC	185	11/12 →	←	☐; 01/13 →; für Fahrzeuge mit Sportpaket / für Fahrzeuge mit AMG-Sportpaket		24.3606-1711.5 240780	TRW Ø 60 - Halter
			←	☐; 01/13 →; für Fahrzeuge mit Sportpaket / für Fahrzeuge mit AMG-Sportpaket		24.3606-1712.5 240781	TRW Ø 60 - Halter
			→	☐; 01/13 →		24.3426-9991.5 240954	ATE Ø 42 - Halter
E 350 BlueTEC 4-matic	185	11/12 →	←	☐; 01/13 →; für Fahrzeuge ohne Sportpaket / für Fahrzeuge ohne AMG-Sportpaket		24.3601-1723.5 240631	TRW Ø 60 - Halter
			←	☐; 01/13 →; für Fahrzeuge ohne Sportpaket / für Fahrzeuge ohne AMG-Sportpaket		24.3601-1724.5 240632	TRW Ø 60 - Halter
			→	☐; 01/13 →		24.3426-9991.5 240954	ATE Ø 42 - Halter
E 350 BlueTEC 4-matic (212.294)	190	07/14 →	←	☐; für Fahrzeuge ohne Sportpaket / für Fahrzeuge ohne AMG-Sportpaket		24.3601-1723.5 240631	TRW Ø 60 - Halter
			←	☐; für Fahrzeuge ohne Sportpaket / für Fahrzeuge ohne AMG-Sportpaket		24.3601-1724.5 240632	TRW Ø 60 - Halter
			→	☐		24.3426-9991.5 240954	ATE Ø 42 - Halter
E 500 (212.272)	285	11/09 →	→	☐		11.9426-9959.2 220801	ATE Ø 42 - Halter
E 500 (212.273)	300	09/11 →					
E 500 4-matic (212.291)	300	09/11 →	→	☐		11.9426-9960.2 220802	ATE Ø 42 - Halter
<b>Feder, Bremssattel</b>							
E 200 (212.234)	135	11/12 →		03/13 →	2	11.8116-0087.2 390607	ATE
E 250 (212.236)	155	11/12 →					
E 200 CDI / BlueTEC (212.205, 212.206)	100	11/09 →			2	11.8116-0087.2 390607	ATE
E 200 CGI (212.248)	135	11/09 →					
E 220 BlueTEC	130	05/15 →					
E 220 BlueTEC 4-matic (212.211)	125	12/14 →					
E 220 CDI / BlueTEC (212.202, 212.201)	125	11/09 →					
E 250 CDI / BlueTEC (212.203, 212.204)	150	11/09 →					
E 250 CDI / BlueTEC 4-matic (212.282, 212.297)	150	07/10 →					
E 250 CGI (212.247)	150	11/09 →					
E 300 (212.254)	170	11/09 →					
E 300 (212.255)	185	07/11 →					
E 300 4-matic (212.280)	185	07/11 →					
E 300 CDI / BlueTEC (212.227, 212.221)	170	11/09 →					
E 350 (212.259)	225	09/11 →					
E 350 4-matic (212.287)	200	11/09 →					
E 350 4-matic (212.288, 212.287)	225	09/11 →					
↓							























	kW					! #		
<b>MERCEDES-BENZ - E-KLASSE T-Model (S212) 08/09→</b>								
<b>Feder, Bremssattel</b>								
E 350 BlueTEC (212.224)	155	11/09→				2	11.8116-0087.2 390607	ATE
E 350 BlueTEC (212.226)	190	07/14→						
E 350 BlueTEC 4-matic (212.294)	190	07/14→						
E 350 CDI (212.223)	195	07/11→						
E 350 CDI (212.225)	170	11/09→						
E 350 CDI 4-matic (212.289)	170	11/09→						
E 350 CDI 4-matic (212.293)	195	07/11→						
E 350 CGI (212.257)	215	11/09→						
E 400	245	01/13→						
E 400 (212.261)	245	07/14→						
E 400 4-matic	245	01/13→						
E 400 4-matic (212.299)	245	07/14→						
E 500 (212.272)	285	11/09→						
E 500 (212.273)	300	09/11→						
E 500 4-matic (212.291)	300	09/11→						
E 220 CDI (212.202)	120	08/09→		11/09→		2	11.8116-0087.2 390607	ATE
E 350 (212.256)	200	08/09→						
E 300 Hybrid / BlueTEC Hybrid (212.298)	150	12/11→		06/12→		2	11.8116-0087.2 390607	ATE
E 350 BlueTEC	185	11/12→		01/13→		2	11.8116-0087.2 390607	ATE
E 350 BlueTEC 4-matic	185	11/12→						
<b>Führungshülzensatz, Bremssattel</b>								
E 200 (212.234)	135	11/12→	➔	03/13→			11.0101-5407.2 260011	ATE
E 250 (212.236)	155	11/12→						
E 200 CDI / BlueTEC (212.205, 212.206)	100	11/09→	➔				11.0101-5407.2 260011	ATE
E 200 CGI (212.248)	135	11/09→						
E 220 BlueTEC	130	05/15→						
E 220 BlueTEC 4-matic (212.211)	125	12/14→						
E 220 CDI / BlueTEC (212.202, 212.201)	125	11/09→						
E 250 CDI / BlueTEC (212.203, 212.204)	150	11/09→						
E 250 CDI / BlueTEC 4-matic (212.282, 212.297)	150	07/10→						
E 250 CGI (212.247)	150	11/09→						
E 300 (212.254)	170	11/09→						
E 300 (212.255)	185	07/11→						
E 300 4-matic (212.280)	185	07/11→						
E 300 CDI / BlueTEC (212.227, 212.221)	170	11/09→						
E 350 (212.259)	225	09/11→						
E 350 4-matic (212.287)	200	11/09→						
E 350 4-matic (212.288, 212.287)	225	09/11→						
E 350 BlueTEC (212.224)	155	11/09→						
E 350 BlueTEC (212.226)	190	07/14→						
E 350 BlueTEC 4-matic (212.294)	190	07/14→						
E 350 CDI (212.223)	195	07/11→						
E 350 CDI (212.225)	170	11/09→						
E 350 CDI 4-matic (212.289)	170	11/09→						
E 350 CDI 4-matic (212.293)	195	07/11→						
E 350 CGI (212.257)	215	11/09→						
E 400	245	01/13→						
E 400 (212.261)	245	07/14→						
E 400 4-matic	245	01/13→						
E 400 4-matic (212.299)	245	07/14→						
E 500 (212.272)	285	11/09→						
E 500 (212.273)	300	09/11→						
E 500 4-matic (212.291)	300	09/11→						
E 220 CDI (212.202)	120	08/09→	➔	11/09→			11.0101-5407.2 260011	ATE
E 350 (212.256)	200	08/09→						
E 300 Hybrid / BlueTEC Hybrid (212.298)	150	12/11→	➔	06/12→			11.0101-5407.2 260011	ATE
E 350 BlueTEC	185	11/12→	➔	01/13→			11.0101-5407.2 260011	ATE
E 350 BlueTEC 4-matic	185	11/12→						
<b>Führungsbolzen, Bremssattel</b>								
E 300 (212.254)	170	11/09→					11.8171-0008.1 990049	ATE
E 300 (212.255)	185	07/11→						
↓								

	kW			 	! #		
<b>MERCEDES-BENZ - E-KLASSE T-Model (S212) 08/09 →</b>							
<b>Führungsbolzen, Bremsattel</b>							
E 300 4-matic (212.280)	185	07/11→				11.8171-0008.1	990049 ATE
E 300 CDI / BlueTEC (212.227, 212.221)	170	11/09→					
E 350 (212.259)	225	09/11→					
E 350 4-matic (212.287)	200	11/09→					
E 350 4-matic (212.288, 212.287)	225	09/11→					
E 350 BlueTEC (212.224)	155	11/09→					
E 350 BlueTEC (212.226)	190	07/14→					
E 350 BlueTEC 4-matic (212.294)	190	07/14→					
E 350 CDI (212.223)	195	07/11→					
E 350 CDI (212.225)	170	11/09→					
E 350 CDI 4-matic (212.289)	170	11/09→					
E 350 CDI 4-matic (212.293)	195	07/11→					
E 350 CGI (212.257)	215	11/09→					
E 400 (212.261)	245	01/13→					
E 400 4-matic (212.299)	245	07/14→					
E 400 4-matic (212.299)	245	01/13→					
E 400 4-matic (212.299)	245	07/14→					
E 500 (212.272)	285	11/09→					
E 500 (212.273)	300	09/11→					
E 500 4-matic (212.291)	300	09/11→					
E 300 Hybrid / BlueTEC Hybrid (212.298)	150	12/11→		06/12→		11.8171-0008.1	990049 ATE
E 350 (212.256)	200	08/09→		11/09→		11.8171-0008.1	990049 ATE
E 350 BlueTEC	185	11/12→		01/13→		11.8171-0008.1	990049 ATE
E 350 BlueTEC 4-matic	185	11/12→					
<b> Bremsschlauch</b>							
E 200 (212.234)	135	11/12→	←	03/13→	2	24.5148-0406.3	331478 L= 402
E 250 (212.236)	155	11/12→					
E 200 CDI / BlueTEC (212.205, 212.206)	100	11/09→	←		2	24.5148-0406.3	331478 L= 402
E 200 CGI (212.248)	135	11/09→					
E 220 BlueTEC	130	05/15→					
E 220 CDI / BlueTEC (212.202, 212.201)	125	11/09→					
E 250 CDI / BlueTEC (212.203, 212.204)	150	11/09→					
E 250 CGI (212.247)	150	11/09→					
E 300 (212.254)	170	11/09→					
E 300 (212.255)	185	07/11→					
E 300 CDI / BlueTEC (212.227, 212.221)	170	11/09→					
E 350 (212.259)	225	09/11→					
E 350 BlueTEC (212.224)	155	11/09→					
E 350 BlueTEC (212.226)	190	07/14→					
E 350 CDI (212.223)	195	07/11→					
E 350 CDI (212.225)	170	11/09→					
E 350 CGI (212.257)	215	11/09→					
E 400 (212.261)	245	01/13→					
E 400 4-matic (212.299)	245	07/14→					
E 500 (212.272)	285	11/09→					
E 500 (212.273)	300	09/11→					
E 220 BlueTEC 4-matic (212.211)	125	12/14→	←		2	83.7713-0487.3	331342 L= 488
E 250 CDI / BlueTEC 4-matic (212.282, 212.297)	150	07/10→					
E 300 4-matic (212.280)	185	07/11→					
E 350 4-matic (212.287)	200	11/09→					
E 350 4-matic (212.288, 212.287)	225	09/11→					
E 350 BlueTEC 4-matic (212.294)	190	07/14→					
E 350 CDI 4-matic (212.289)	170	11/09→					
E 350 CDI 4-matic (212.293)	195	07/11→					
E 400 4-matic (212.299)	245	01/13→					
E 400 4-matic (212.299)	245	07/14→					
E 500 4-matic (212.291)	300	09/11→					
E 220 CDI (212.202)	120	08/09→	←	11/09→	2	24.5148-0406.3	331478 L= 402
E 350 (212.256)	200	08/09→					
E 300 Hybrid / BlueTEC Hybrid (212.298)	150	12/11→	←	06/12→	2	24.5148-0406.3	331478 L= 402
↓							













	kW					! #		
<b>MERCEDES-BENZ - E-KLASSE T-Model (S212) 08/09→</b>								
 <b>Bremsschlauch</b>								
E 350 BlueTEC	185	11/12→	←	01/13→	2	24.5148-0406.3	331478	L= 402
E 350 BlueTEC 4-matic	185	11/12→	←	01/13→	2	83.7713-0487.3	331342	L= 488
<b>MERCEDES-BENZ - G-KLASSE (W461) 09/89→</b>								
 <b>Bremssattel</b>								
230 GE (461.238, 461.239)	90	09/89→07/96	←	☐; 02/93→		13.9441-0041.2	210279	ATE Ø 44
			←	☐; 02/93→		13.9441-0042.2	210280	ATE Ø 44
230 GE (461)	92	06/93→07/00	←	☐		13.9441-0041.2	210279	ATE Ø 44
290 GD/G 290 D (461.337, 461.338)	70	06/93→07/00	←	☐		13.9441-0042.2	210280	ATE Ø 44
G 270 CDI	115	01/03→						
G 290 TD (461.335, 461.336)	88	07/97→						
<b>Dichtungssatz, Bremssattel</b>								
230 GE (461.238, 461.239)	90	09/89→07/96	←	02/93→		13.0441-4408.2	250096	ATE
230 GE (461)	92	06/93→07/00	←			13.0441-4408.2	250096	ATE
290 GD/G 290 D (461.337, 461.338)	70	06/93→07/00						
G 270 CDI	115	01/03→						
G 290 TD (461.335, 461.336)	88	07/97→						
 <b>Bremsschlauch</b>								
230 GE (461.238, 461.239)	90	09/89→07/96	←	02/93→	2	24.5224-0460.3	331264	L= 460
			→	02/93→	2	83.6104-0220.3	330474	L= 220
230 GE (461)	92	06/93→07/00	←		2	24.5224-0460.3	331264	L= 460
290 GD/G 290 D (461.337, 461.338)	70	06/93→07/00	→		2	83.6104-0220.3	330474	L= 220
G 290 TD (461.335, 461.336)	88	07/97→						
G 270 CDI	115	01/03→	→		2	83.6104-0220.3	330474	L= 220
G 280 CDI (461.304, 461.346, 461.370, 461.334, 461.339,...)	135	04/09→						
G 300 CDI	135	04/10→						
<b>MERCEDES-BENZ - G-KLASSE (W463) 09/89→</b>								
 <b>Bremssattel</b>								
300 GE (463.227, 463.228)	128	06/90→08/97	←	☐		13.9441-0041.2	210279	ATE Ø 44
350 Turbo GD (463.320, 463.321)	100	09/91→08/96	←	☐		13.9441-0042.2	210280	ATE Ø 44
G 270 CDI (463.322, 463.323)	115	10/01→						
G 300 TD (463.330, 463.331)	130	08/96→07/00						
G 320 (463.230, 463.231)	155	09/94→12/97						
G 320 (463.232, 463.233, 463.244, 463.245)	158	07/97→						
G 350 CDI	155	07/11→						
G 36 AMG (463.230)	200	01/95→07/98						
G 400 CDI (463.332, 463.333)	184	12/00→						
G 500 (463.247, 463.248, 463.249, 463.240, 463.241)	218	04/98→						
G 55 AMG (463.243, 463.246)	260	04/99→	←	☐; Achsnummer: 730.331		11.9441-9955.2	220805	ATE Ø 44 - Halter
G 55 AMG (463.270, 463.271)	350	06/04→	←	☐; Achsnummer: 730.331		11.9441-9956.2	220806	ATE Ø 44 - Halter
G 55 AMG (463.270, 463.271)	368	08/06→	←	☐; Achsnummer: 730.306		13.9441-0041.2	210279	ATE Ø 44
G 55 AMG (463.270, 463.271)	373	08/08→	←	☐; Achsnummer: 730.306		13.9441-0042.2	210280	ATE Ø 44
G 63 AMG (463.273)	400	05/12→	→	☐; 06/12→		24.3421-9965.5	240645	ATE Ø 42 - Halter
			→	☐; 06/12→		24.3421-9966.5	240646	ATE Ø 42 - Halter
G 65 AMG	450	05/12→	←	☐; 06/12→		11.9441-9955.2	220805	ATE Ø 44 - Halter
↓			←	☐; 06/12→		11.9441-9956.2	220806	ATE Ø 44 - Halter










	kW			 	! #		
<b>MERCEDES-BENZ - G-KLASSE (W463) 09/89→</b>							
<b>Dichtungssatz, Bremssattel</b>							
300 GE (463.227, 463.228)	128	06/90→08/97	←			13.0441-4408.2 250096	ATE
350 Turbo GD (463.320, 463.321)	100	09/91→08/96					
G 270 CDI (463.322, 463.323)	115	10/01→					
G 300 TD (463.330, 463.331)	130	08/96→07/00					
G 320 (463.230, 463.231)	155	09/94→12/97					
G 320 (463.232, 463.233, 463.244, 463.245)	158	07/97→					
G 350 CDI	155	07/11→					
G 36 AMG (463.230)	200	01/95→07/98					
G 400 CDI (463.332, 463.333)	184	12/00→					
G 500 (463.247, 463.248, 463.249, 463.240, 463.241)	218	04/98→					
G 55 AMG (463.243, 463.246)	260	04/99→	←	Achsnummer: 730.306		13.0441-4408.2 250096	ATE
G 55 AMG (463.270, 463.271)	350	06/04→					
G 55 AMG (463.270, 463.271)	368	08/06→					
G 55 AMG (463.270, 463.271)	373	08/08→					
<b> Bremsschlauch</b>							
300 GE (463.227, 463.228)	128	06/90→08/97	←		2	24.5224-0460.3 331264	L= 460
350 Turbo GD (463.320, 463.321)	100	09/91→08/96	→		2	24.5165-0450.3 331259	L= 450
G 270 CDI (463.322, 463.323)	115	10/01→					
G 300 TD (463.330, 463.331)	130	08/96→07/00					
G 320 (463.230, 463.231)	155	09/94→12/97					
G 320 (463.232, 463.233, 463.244, 463.245)	158	07/97→					
G 36 AMG (463.230)	200	01/95→07/98					
G 400 CDI (463.332, 463.333)	184	12/00→					
G 500 (463.247, 463.248, 463.249, 463.240, 463.241)	218	04/98→					
G 320 CDI (463.340, 463.341, 463.343)	165	09/06→	→		2	83.6104-0220.3 330474	L= 220
G 350 CDI	155	07/11→					
G 350 d (463.348)	180	06/15→					
G 500 (463.222, 463.236, 463.237, 463.342)	285	05/08→					
<b>MERCEDES-BENZ - G-KLASSE Cabrio (W463) 09/89→</b>							
<b> Bremssattel</b>							
300 GD (463.307)	83	12/90→09/97	←	<input type="checkbox"/>		13.9441-0041.2 210279	ATE Ø 44
300 GE (463.207)	125	09/89→09/97					
320 GE (463.208)	155	09/94→11/97	←	<input type="checkbox"/>		13.9441-0042.2 210280	ATE Ø 44
350 G Turbo-D (463.300)	100	09/91→09/97					
G 300 TD (463.308)	130	09/96→07/00					
G 320 (463.209)	158	11/97→					
G 400 CDI (463.309)	184	12/00→					
G 500 (463.202)	285	12/09→					
G 500 (463)	218	04/98→					
<b>Dichtungssatz, Bremssattel</b>							
300 GD (463.307)	83	12/90→09/97	←			13.0441-4408.2 250096	ATE
300 GE (463.207)	125	09/89→09/97					
320 GE (463.208)	155	09/94→11/97					
350 G Turbo-D (463.300)	100	09/91→09/97					
G 300 TD (463.308)	130	09/96→07/00					
G 320 (463.209)	158	11/97→					
G 400 CDI (463.309)	184	12/00→					
G 500 (463.202)	285	12/09→					
G 500 (463)	218	04/98→					
↓							








	kW					! #								
<b>MERCEDES-BENZ - G-KLASSE Cabrio (W463) 09/89→</b>														
 <b>Bremsschlauch</b>														
300 GD (463.307)	83	12/90→09/97	←			2	24.5224-0460.3	331264	L= 460					
300 GE (463.207)	125	09/89→09/97	→			2	24.5165-0450.3	331259	L= 450					
320 GE (463.208)	155	09/94→11/97												
350 G Turbo-D (463.300)	100	09/91→09/97												
G 300 TD (463.308)	130	09/96→07/00												
G 320 (463.209)	158	11/97→												
G 400 CDI (463.309)	184	12/00→												
G 500 (463.202)	285	12/09→												
G 500 (463)	218	04/98→												
G 320 CDI (463.303)	165	09/06→	→			2	83.6104-0220.3	330474	L= 220					
G 350 CDI	155	07/11→												
<b>MERCEDES-BENZ - GLE (W166) 04/15→</b>														
 <b>Bremsschlauch</b>														
250 d (166.006)	150	04/15→	←			2	24.5140-0256.3	331445	L= 660					
250 d 4-matic (166.004)	150	04/15→	→			2	24.5140-0256.3	331445	L= 660					
320 4-matic (166.062)	200	10/15→												
350 d 4-matic (166.024)	190	04/15→												
400 4-matic (166.056)	245	04/15→												
450 AMG 4-matic (166.064)	270	10/15→04/16												
500 4-matic (166.073)	320	04/15→												
500 e 4-matic (166.063)	245	04/15→												
500 e 4-matic (166.063)	325	04/15→												
AMG 43 4-matic (166.064)	270	05/16→												
AMG 63 4-matic (166.074)	386	04/15→05/17												
AMG 63 4-matic (166.074)	410	04/15→												
AMG 63 S 4-matic (166.075)	430	04/15→												
<b>MERCEDES-BENZ - GLE Coupe (C292) 03/15→</b>														
 <b>Bremsschlauch</b>														
350 d 4-matic (292.323, 292.324)	190	03/15→		←							2	24.5140-0256.3	331445	L= 660
400 4-matic (292.356)	245	03/15→		→							2	24.5140-0256.3	331445	L= 660
450 AMG 4-matic (292.364)	270	03/15→04/16												
500 4-matic (292.373)	335	10/15→												
AMG 43 4-matic (292.364)	270	05/16→												
AMG 63 4-matic (292.374)	410	03/15→												
AMG 63 S 4-matic (292.375)	430	03/15→												
<b>MERCEDES-BENZ - GLK-KLASSE (X204) 06/08→</b>														
 <b>Bremsschlauch</b>														
200 (204.934)	135	08/13→06/15	←			2	24.5140-0493.3	331559	L= 490					
200 CDI (204.901)	100	12/13→06/15	→			2	24.5172-0305.3	331312	L= 305					
200 CDI (204.901)	105	07/10→06/15												
250 (204.936)	155	08/13→06/15												
250 4-matic (204.937)	155	08/13→06/15												
250 CDI 4-matic (204.982, 204.904)	150	09/09→06/15												
300 4-matic	185	09/09→06/15												
300 4-matic (204.981)	170	07/09→04/11												
350 (204.956)	200	04/09→06/15												
350 CDI 4-matic (204.992)	165	07/09→01/10												
350 CDI 4-matic (204.992)	170	02/10→05/10												
350 CDI 4-matic (204.993)	195	07/12→06/15												
220 CDI (204.902)	120	12/08→06/15		←	04/09→						2	24.5140-0493.3	331559	L= 490
220 CDI (204.902)	125	12/08→06/15		→	04/09→						2	24.5172-0305.3	331312	L= 305
220 CDI 4-matic (204.984, 204.997)	125	12/08→06/15												
220 CDI 4-matic (204.984)	120	12/08→06/15												
280 4-matic (204.981)	170	06/08→06/09			←					09/08→				
320 CDI 4-matic (204.983)	165	06/08→06/15		→	09/08→						2	24.5172-0305.3	331312	L= 305
350 4-matic (204.987)	200	06/08→04/11												
350 4-matic (204.988)	225	06/08→06/15												











	kW			 	! #			
<b>MERCEDES-BENZ - GL-KLASSE (X164) 09/06→</b>								
<b> Bremssattel</b>								
GL 320 CDI / 350 BlueTEC 4-matic (164.824, 164.825)	155	12/09→	→	☐; → 06/12		24.3421-9965.5	240645	ATE Ø 42 - Halter
GL 350 CDI 4-matic (164.822)	165	05/09→	→	☐; → 06/12		24.3421-9966.5	240646	ATE Ø 42 - Halter
GL 350 CDI 4-matic (164.823)	195	10/10→						
GL 450 4-matic (164.871)	250	09/06→						
GL 450 CDI 4-matic (164.828)	225	05/09→						
GL 500 4-matic (164.886)	285	09/06→						
GL 320 CDI 4-matic (164.822)	165	09/06→05/09	→	☐		24.3421-9965.5	240645	ATE Ø 42 - Halter
GL 420 CDI 4-matic (164.828)	225	09/06→05/09	→	☐		24.3421-9966.5	240646	ATE Ø 42 - Halter
<b>Feder, Bremssattel</b>								
GL 320 CDI / 350 BlueTEC 4-matic (164.824, 164.825)	155	12/09→		→ 06/12	2	11.8116-0133.1	390511	ATE
GL 350 CDI 4-matic (164.822)	165	05/09→	→	→ 06/12	2	11.8116-0323.1	390459	ATE
GL 350 CDI 4-matic (164.823)	195	10/10→						
GL 450 4-matic (164.871)	250	09/06→						
GL 450 CDI 4-matic (164.828)	225	05/09→						
GL 500 4-matic (164.886)	285	09/06→						
GL 320 CDI 4-matic (164.822)	165	09/06→05/09			2	11.8116-0133.1	390511	ATE
GL 420 CDI 4-matic (164.828)	225	09/06→05/09	→		2	11.8116-0323.1	390459	ATE
<b>Führungshülzensatz, Bremssattel</b>								
GL 320 CDI / 350 BlueTEC 4-matic (164.824, 164.825)	155	12/09→	←	→ 06/12		11.0101-7003.2	260124	ATE
GL 350 CDI 4-matic (164.822)	165	05/09→	→	→ 06/12		11.0101-5407.2	260011	ATE
GL 350 CDI 4-matic (164.823)	195	10/10→						
GL 450 4-matic (164.871)	250	09/06→						
GL 450 CDI 4-matic (164.828)	225	05/09→						
GL 500 4-matic (164.886)	285	09/06→						
GL 320 CDI 4-matic (164.822)	165	09/06→05/09	←			11.0101-7003.2	260124	ATE
GL 420 CDI 4-matic (164.828)	225	09/06→05/09	→			11.0101-5407.2	260011	ATE
<b>Führungsbolzen, Bremssattel</b>								
GL 320 CDI / 350 BlueTEC 4-matic (164.824, 164.825)	155	12/09→		→ 06/12		11.8171-0008.1	990049	ATE
GL 350 CDI 4-matic (164.822)	165	05/09→				11.8171-0096.1	250155	ATE
GL 350 CDI 4-matic (164.823)	195	10/10→						
GL 450 4-matic (164.871)	250	09/06→						
GL 450 CDI 4-matic (164.828)	225	05/09→						
GL 500 4-matic (164.886)	285	09/06→						
GL 320 CDI 4-matic (164.822)	165	09/06→05/09				11.8171-0008.1	990049	ATE
GL 420 CDI 4-matic (164.828)	225	09/06→05/09				11.8171-0096.1	250155	ATE
<b> Bremsschlauch</b>								
GL 320 CDI / 350 BlueTEC 4-matic (164.824, 164.825)	155	12/09→	←	→ 06/12	2	24.5123-0545.3	331240	L= 545
GL 350 CDI 4-matic (164.822)	165	05/09→	→	→ 06/12	2	24.5123-0610.3	331241	L= 610
↓								


















	kW			 	! #		
<b>MERCEDES-BENZ - GL-KLASSE (X164) 09/06→</b>							
 <b>Bremsschlauch</b>							
GL 350 CDI 4-matic (164.823)	195	10/10→	←	→ 06/12	2	24.5123-0545.3 331240	L= 545
GL 450 4-matic (164.871)	250	09/06→	→	→ 06/12	2	24.5123-0610.3 331241	L= 610
GL 450 CDI 4-matic (164.828)	225	05/09→					
GL 500 4-matic (164.886)	285	09/06→					
GL 320 CDI 4-matic (164.822)	165	09/06→05/09	←		2	24.5123-0545.3 331240	L= 545
GL 420 CDI 4-matic (164.828)	225	09/06→05/09	→		2	24.5123-0610.3 331241	L= 610
<b>MERCEDES-BENZ - GL-KLASSE (X166) 07/12→</b>							
 <b>Bremsschlauch</b>							
GL 350 CDI / BlueTec 4-matic (166.823, 166.824)	190	07/12→	←		2	24.5140-0256.3 331445	L= 660
GL 400 4-matic (166.856)	245	08/13→					
GL 500 4-matic (166.873, 166.874)	320	07/12→					
GL 63 AMG 4-matic (166.874)	410	07/12→					
<b>MERCEDES-BENZ - GLS (X166) 11/15→</b>							
 <b>Bremsschlauch</b>							
350 d 4-matic (166.824)	190	11/15→	←		2	24.5140-0256.3 331445	L= 660
400 4-matic (166.856)	245	11/15→					
500 4-matic (166.873)	335	11/15→					
AMG 63 4-matic (166.875, 166.874)	430	11/15→					
<b>MERCEDES-BENZ - M-KLASSE (W163) 02/98→06/05</b>							
 <b>Bremssattel</b>							
ML 230 (163.136)	110	02/98→06/05	←	☐; 03/98→		24.3601-1725.5 240784	TRW Ø 60 - Halter
			←	☐; 03/98→		24.3601-1726.5 240785	TRW Ø 60 - Halter
ML 270 CDI (163.113)	120	12/99→06/05	←	☐; → X754619		24.3601-1725.5 240784	TRW Ø 60 - Halter
			←	☐; → A289559		24.3601-1725.5 240784	TRW Ø 60 - Halter
			←	☐; → X754619		24.3601-1726.5 240785	TRW Ø 60 - Halter
			←	☐; → A289559		24.3601-1726.5 240785	TRW Ø 60 - Halter
ML 320 (163.154)	160	02/98→08/02	←	☐; 03/98→; → X754619		24.3601-1725.5 240784	TRW Ø 60 - Halter
			←	☐; 03/98→; → A289559		24.3601-1725.5 240784	TRW Ø 60 - Halter
			←	☐; 03/98→; → X754619		24.3601-1726.5 240785	TRW Ø 60 - Halter
			←	☐; 03/98→; → A289559		24.3601-1726.5 240785	TRW Ø 60 - Halter
ML 430 (163.172)	200	02/98→06/05	←	☐; 09/98→; → X707755		24.3601-1725.5 240784	TRW Ø 60 - Halter
			←	☐; 09/98→; → A145272		24.3601-1725.5 240784	TRW Ø 60 - Halter
			←	☐; 09/98→; → A145272		24.3601-1726.5 240785	TRW Ø 60 - Halter
			←	☐; 09/98→; → X707755		24.3601-1726.5 240785	TRW Ø 60 - Halter
 <b>Bremsschlauch</b>							
ML 230 (163.136)	110	02/98→06/05	←	☐; 03/98→ 08/00		24.5143-0534.3 331490	L= 525
ML 320 (163.154)	160	02/98→08/02	←	☐; 03/98→ 08/00		24.5143-0535.3 331491	L= 525
			←	☐; 09/00→		83.6211-0535.3 330627	L= 525
			←	☐; 09/00→		83.6211-0536.3 330628	L= 525
			→	03/98→	2	83.6105-0300.3 330537	L= 300
ML 270 CDI (163.113)	120	12/99→06/05	←	☐; → 08/00		24.5143-0534.3 331490	L= 525
ML 55 AMG (163.174)	255	02/00→06/05	←	☐; → 08/00		24.5143-0535.3 331491	L= 525
			←	☐; 09/00→		83.6211-0535.3 330627	L= 525
			←	☐; 09/00→		83.6211-0536.3 330628	L= 525
			→		2	83.6105-0300.3 330537	L= 300
ML 350	173	02/03→06/05	←	☐		83.6211-0535.3 330627	L= 525
ML 400 CDI (163.128)	184	09/01→06/05	←	☐		83.6211-0536.3 330628	L= 525
ML 500 (163.175)	215	09/01→06/05	→		2	83.6105-0300.3 330537	L= 300
↓							

	kW			 	! #		
<b>MERCEDES-BENZ - M-KLASSE (W163) 02/98→06/05</b>							
 <b>Bremsschlauch</b>							
ML 350 (163.157)	180	08/02→06/05	←	☐; 09/02→		83.6211-0535.3 330627	L= 525
			←	☐; 09/02→		83.6211-0536.3 330628	L= 525
			→	09/02→	2	83.6105-0300.3 330537	L= 300
ML 430 (163.172)	200	02/98→06/05	←	☐; 09/98→ 08/00		24.5143-0534.3 331490	L= 525
			←	☐; 09/98→ 08/00		24.5143-0535.3 331491	L= 525
			←	☐; 09/00→		83.6211-0535.3 330627	L= 525
			←	☐; 09/00→		83.6211-0536.3 330628	L= 525
			→	09/98→	2	83.6105-0300.3 330537	L= 300
<b>MERCEDES-BENZ - M-KLASSE (W164) 02/05→12/12</b>							
 <b>Bremssattel</b>							
ML 280 CDI 4-matic (164.120)	140	07/05→07/09	→	☐; passend für Felgengröße [Zoll]: 18		24.3421-9965.5 240645	ATE Ø 42 - Halter
ML 320 CDI 4-matic (164.122)	155	07/05→07/11	→	☐; passend für Felgengröße [Zoll]: 18		24.3421-9966.5 240646	ATE Ø 42 - Halter
ML 320 CDI 4-matic (164.122)	165	07/05→07/09					
ML 300 4-matic (164.182)	170	03/10→	→	☐; → 05/11; passend für Felgengröße [Zoll]: 18		24.3421-9965.5 240645	ATE Ø 42 - Halter
ML 300 CDI 4-matic (164.120)	140	07/09→12/11	→	☐; → 05/11; passend für Felgengröße [Zoll]: 18		24.3421-9966.5 240646	ATE Ø 42 - Halter
ML 300 CDI 4-matic (164.121)	150	02/10→12/11					
ML 350 4-matic (164.186)	200	02/05→12/11					
ML 350 CDI 4-matic (164.122)	165	07/09→12/11					
ML 350 CDI 4-matic (164.125)	155	09/09→12/11					
ML 350 CDI 4-matic (164.125)	170	02/10→12/11					
ML 500 4-matic (164.172)	285	12/07→12/11					
ML 500 4-matic (164.175)	225	07/05→12/11					
ML 420 CDI 4-matic (164.128)	225	02/06→09/09	→	☐; 04/06→		24.3421-9965.5 240645	ATE Ø 42 - Halter
			→	☐; 04/06→		24.3421-9966.5 240646	ATE Ø 42 - Halter
ML 450 CDI 4-matic (164.128)	225	09/09→12/11	→	☐; → 05/11		24.3421-9965.5 240645	ATE Ø 42 - Halter
			→	☐; → 05/11		24.3421-9966.5 240646	ATE Ø 42 - Halter
<b>Feder, Bremssattel</b>							
ML 280 CDI 4-matic (164.120)	140	07/05→07/09			2	11.8116-0133.1 390511	ATE
ML 320 CDI 4-matic (164.122)	155	07/05→07/11				11.8116-0323.1 390459	ATE
ML 320 CDI 4-matic (164.122)	165	07/05→07/09					
ML 300 4-matic (164.182)	170	03/10→		→ 05/11	2	11.8116-0133.1 390511	ATE
ML 300 CDI 4-matic (164.120)	140	07/09→12/11				11.8116-0323.1 390459	ATE
ML 300 CDI 4-matic (164.121)	150	02/10→12/11					
ML 350 4-matic (164.186)	200	02/05→12/11					
ML 350 CDI 4-matic (164.122)	165	07/09→12/11					
ML 350 CDI 4-matic (164.125)	155	09/09→12/11					
ML 350 CDI 4-matic (164.125)	170	02/10→12/11					
ML 450 CDI 4-matic (164.128)	225	09/09→12/11					
ML 500 4-matic (164.172)	285	12/07→12/11					
ML 500 4-matic (164.175)	225	07/05→12/11					
ML 420 CDI 4-matic (164.128)	225	02/06→09/09		04/06→	2	11.8116-0133.1 390511	ATE
						11.8116-0323.1 390459	ATE
ML 63 AMG 4-matic (164.177)	375	01/06→12/11		→ 05/11	2	11.8116-0353.2 390585	ATE

	kW					! #		
<b>MERCEDES-BENZ - M-KLASSE (W164) 02/05→12/12</b>								
<b>Führungshülzensatz, Bremsattel</b>								
ML 280 CDI 4-matic (164.120)	140	07/05→07/09	←				11.0101-7003.2 260124	ATE
ML 320 CDI 4-matic (164.122)	155	07/05→07/11	→				11.0101-5407.2 260011	ATE
ML 320 CDI 4-matic (164.122)	165	07/05→07/09						
ML 300 4-matic (164.182)	170	03/10→	←	→ 05/11			11.0101-7003.2 260124	ATE
ML 300 CDI 4-matic (164.120)	140	07/09→12/11	→	→ 05/11			11.0101-5407.2 260011	ATE
ML 300 CDI 4-matic (164.121)	150	02/10→12/11						
ML 350 4-matic (164.186)	200	02/05→12/11						
ML 350 CDI 4-matic (164.122)	165	07/09→12/11						
ML 350 CDI 4-matic (164.125)	155	09/09→12/11						
ML 350 CDI 4-matic (164.125)	170	02/10→12/11						
ML 450 CDI 4-matic (164.128)	225	09/09→12/11						
ML 500 4-matic (164.172)	285	12/07→12/11						
ML 500 4-matic (164.175)	225	07/05→12/11						
ML 420 CDI 4-matic (164.128)	225	02/06→09/09	←	04/06→			11.0101-7003.2 260124	ATE
			→	04/06→			11.0101-5407.2 260011	ATE
ML 63 AMG 4-matic (164.177)	375	01/06→12/11	←	→ 05/11			11.0101-5706.2 260097	ATE
<b>Führungsbolzen, Bremsattel</b>								
ML 280 CDI 4-matic (164.120)	140	07/05→07/09					11.8171-0008.1 990049	ATE
ML 320 CDI 4-matic (164.122)	155	07/05→07/11					11.8171-0096.1 250155	ATE
ML 320 CDI 4-matic (164.122)	165	07/05→07/09						
ML 300 4-matic (164.182)	170	03/10→		→ 05/11			11.8171-0008.1 990049	ATE
ML 300 CDI 4-matic (164.120)	140	07/09→12/11					11.8171-0096.1 250155	ATE
ML 300 CDI 4-matic (164.121)	150	02/10→12/11						
ML 350 4-matic (164.186)	200	02/05→12/11						
ML 350 CDI 4-matic (164.122)	165	07/09→12/11						
ML 350 CDI 4-matic (164.125)	155	09/09→12/11						
ML 350 CDI 4-matic (164.125)	170	02/10→12/11						
ML 450 CDI 4-matic (164.128)	225	09/09→12/11						
ML 500 4-matic (164.172)	285	12/07→12/11						
ML 500 4-matic (164.175)	225	07/05→12/11						
ML 420 CDI 4-matic (164.128)	225	02/06→09/09		04/06→			11.8171-0008.1 990049	ATE
							11.8171-0096.1 250155	ATE
ML 63 AMG 4-matic (164.177)	375	01/06→12/11		→ 05/11			11.8171-0067.1 250153	ATE
<b>Bremsschlauch</b>								
ML 280 CDI 4-matic (164.120)	140	07/05→07/09	←		2	24.5123-0545.3 331240	L= 545	
ML 320 CDI 4-matic (164.122)	155	07/05→07/11	→		2	24.5123-0610.3 331241	L= 610	
ML 320 CDI 4-matic (164.122)	165	07/05→07/09						
ML 300 4-matic (164.182)	170	03/10→	←	→ 05/11	2	24.5123-0545.3 331240	L= 545	
ML 300 CDI 4-matic (164.120)	140	07/09→12/11	→	→ 05/11	2	24.5123-0610.3 331241	L= 610	
ML 300 CDI 4-matic (164.121)	150	02/10→12/11						
ML 350 4-matic (164.186)	200	02/05→12/11						
ML 350 CDI 4-matic (164.122)	165	07/09→12/11						
↓								

	kW					! #		
<b>MERCEDES-BENZ - M-KLASSE (W164) 02/05→12/12</b>								
 <b>Bremsschlauch</b>								
ML 350 CDI 4-matic (164.125)	155	09/09→12/11	←	→ 05/11		2	24.5123-0545.3 331240	L= 545
ML 350 CDI 4-matic (164.125)	170	02/10→12/11	→	→ 05/11		2	24.5123-0610.3 331241	L= 610
ML 450 CDI 4-matic (164.128)	225	09/09→12/11						
ML 500 4-matic (164.172)	285	12/07→12/11						
ML 500 4-matic (164.175)	225	07/05→12/11						
ML 63 AMG 4-matic (164.177)	375	01/06→12/11						
ML 420 CDI 4-matic (164.128)	225	02/06→09/09	←	04/06→		2	24.5123-0545.3 331240	L= 545
			→	04/06→		2	24.5123-0610.3 331241	L= 610
<b>MERCEDES-BENZ - M-KLASSE (W166) 06/11→12/15</b>								
 <b>Bremsschlauch</b>								
ML 250 CDI / BlueTEC 4-matic (166.004, 166.003)	150	06/11→12/15	←			2	24.5140-0256.3 331445	L= 660
ML 350 4-matic (166.057)	225	06/11→12/15						
ML 350 BlueTEC 4-matic (166.024)	190	06/11→02/15						
ML 400 4-matic (166.056)	245	08/13→02/15						
ML 500 4-matic (166.073)	300	02/12→02/15						
ML 300 4-matic (166.055)	183	08/12→02/15	←	04/14→		2	24.5140-0256.3 331445	L= 660
ML 300 4-matic (166.055)	185	08/12→02/15						
ML 63 AMG 4-matic (166.074)	386	11/11→02/15	←	04/12→		2	24.5140-0256.3 331445	L= 660
ML 63 AMG 4-matic (166.074)	410	11/11→02/15						
<b>MERCEDES-BENZ - R-KLASSE (W251, V251) 01/05→</b>								
 <b>Bremssattel</b>								
R 280 (251.054, 251.154)	170	01/07→	→	☐; passend für Felgengröße [Zoll]: 18		2	24.3421-9965.5 240645	ATE Ø 42 - Halter
R 280 CDI 4-matic (251.020)	140	05/06→	→	☐; passend für Felgengröße [Zoll]: 18		2	24.3421-9966.5 240646	ATE Ø 42 - Halter
R 300 (251.054, 251.154)	170	07/09→						
R 300 CDI (251.021, 251.121, 251.026, 251.126)	140	07/09→						
R 300 CDI 4-matic (251.020)	140	07/09→						
R 320 CDI 4-matic (251.022, 251.122)	165	01/06→						
R 320 CDI 4-matic (251.125)	155	01/06→						
R 350 (251.056, 251.156)	200	01/07→						
R 350 CDI 4-matic (251.022, 251.122)	165	07/09→						
R 350 CDI 4-matic (251.023, 251.123)	195	08/10→						
R 350 CGI 4-matic (251.057, 251.157)	225	01/06→						
R 500 4-matic (251.072, 251.172)	285	01/07→						
R 500 4-matic (251.075, 251.175)	225	01/06→						
R 280 4-matic (251.062)	170	05/07→	→	☐; für Fahrzeuge mit 3. Sitzreihe		2	24.3421-9965.5 240645	ATE Ø 42 - Halter
R 280 CDI (251.121, 251.026, 251.126)	140	05/06→	→	☐; für Fahrzeuge mit 3. Sitzreihe		2	24.3421-9966.5 240646	ATE Ø 42 - Halter
R 350 4-matic (251.065, 251.165)	200	01/06→						
R 350 CDI 4-matic (251.124, 251.125)	155	01/06→	→	☐; 05/09→; passend für Felgengröße [Zoll]: 18		2	24.3421-9965.5 240645	ATE Ø 42 - Halter
			→	☐; 05/09→; passend für Felgengröße [Zoll]: 18		2	24.3421-9966.5 240646	ATE Ø 42 - Halter
<b>Feder, Bremssattel</b>								
R 280 (251.054, 251.154)	170	01/07→				2	11.8116-0323.1 390459	ATE

	kW			 	! #			
<b>MERCEDES-BENZ - R-KLASSE (W251, V251) 01/05→</b>								
<b>Feder, Bremssattel</b>								
R 280 4-matic (251.062)	170	05/07→			2	11.8116-0323.1	390459	ATE
R 280 CDI (251.121, 251.026, 251.126)	140	05/06→						
R 300 (251.054, 251.154)	170	07/09→						
R 300 CDI (251.021, 251.121, 251.026, 251.126)	140	07/09→						
R 320 CDI 4-matic (251.125)	155	01/06→						
R 350 (251.056, 251.156)	200	01/07→						
R 350 4-matic (251.065, 251.165)	200	01/06→						
R 350 CDI 4-matic (251.023, 251.123)	195	08/10→						
R 350 CGI 4-matic (251.057, 251.157)	225	01/06→						
R 500 4-matic (251.072, 251.172)	285	01/07→						
R 500 4-matic (251.075, 251.175)	225	01/06→						
R 280 CDI 4-matic (251.020)	140	05/06→			2	11.8116-0323.1	390459	ATE
R 300 CDI 4-matic (251.020)	140	07/09→	←	für Fahrzeuge ohne Sportpaket	2	11.8116-0133.1	390511	ATE
R 320 CDI 4-matic (251.022, 251.122)	165	01/06→						
R 350 CDI 4-matic (251.022, 251.122)	165	07/09→						
R 350 CDI 4-matic (251.124, 251.125)	155	01/06→		05/09→	2	11.8116-0323.1	390459	ATE
R 63 AMG 4-matic (251.077, 251.177)	375	02/06→			2	11.8116-0353.2	390585	ATE
<b>Führungshülzensatz, Bremssattel</b>								
R 280 (251.054, 251.154)	170	01/07→	←			11.0101-7003.2	260124	ATE
R 280 4-matic (251.062)	170	05/07→	→			11.0101-5407.2	260011	ATE
R 280 CDI (251.121, 251.026, 251.126)	140	05/06→						
R 280 CDI 4-matic (251.020)	140	05/06→						
R 300 (251.054, 251.154)	170	07/09→						
R 300 CDI (251.021, 251.121, 251.026, 251.126)	140	07/09→						
R 300 CDI 4-matic (251.020)	140	07/09→						
R 320 CDI 4-matic (251.022, 251.122)	165	01/06→						
R 320 CDI 4-matic (251.125)	155	01/06→						
R 350 (251.056, 251.156)	200	01/07→						
R 350 4-matic (251.065, 251.165)	200	01/06→						
R 350 CDI 4-matic (251.022, 251.122)	165	07/09→						
R 350 CDI 4-matic (251.023, 251.123)	195	08/10→						
R 350 CGI 4-matic (251.057, 251.157)	225	01/06→						
R 500 4-matic (251.072, 251.172)	285	01/07→						
R 500 4-matic (251.075, 251.175)	225	01/06→						
R 350 CDI 4-matic (251.124, 251.125)	155	01/06→	←	05/09→		11.0101-7003.2	260124	ATE
			→	05/09→		11.0101-5407.2	260011	ATE
R 63 AMG 4-matic (251.077, 251.177)	375	02/06→	←			11.0101-5706.2	260097	ATE
<b>Führungsbolzen, Bremssattel</b>								
R 280 (251.054, 251.154)	170	01/07→				11.8171-0008.1	990049	ATE
R 280 4-matic (251.062)	170	05/07→				11.8171-0096.1	250155	ATE
R 280 CDI (251.121, 251.026, 251.126)	140	05/06→						
R 280 CDI 4-matic (251.020)	140	05/06→						
↓								


	kW			 	! #		
<b>MERCEDES-BENZ - R-KLASSE (W251, V251) 01/05→</b>							
<b>Führungsbolzen, Bremsattel</b>							
R 300 (251.054, 251.154)	170	07/09→				11.8171-0008.1 990049	ATE
R 300 CDI (251.021, 251.121, 251.026, 251.126)	140	07/09→				11.8171-0096.1 250155	ATE
R 300 CDI 4-matic (251.020)	140	07/09→					
R 320 CDI 4-matic (251.022, 251.122)	165	01/06→					
R 320 CDI 4-matic (251.125)	155	01/06→					
R 350 (251.056, 251.156)	200	01/07→					
R 350 4-matic (251.065, 251.165)	200	01/06→					
R 350 CDI 4-matic (251.022, 251.122)	165	07/09→					
R 350 CDI 4-matic (251.023, 251.123)	195	08/10→					
R 350 CGI 4-matic (251.057, 251.157)	225	01/06→					
R 500 4-matic (251.072, 251.172)	285	01/07→					
R 500 4-matic (251.075, 251.175)	225	01/06→					
R 350 CDI 4-matic (251.124, 251.125)	155	01/06→		05/09→		11.8171-0008.1 990049	ATE
						11.8171-0096.1 250155	ATE
R 63 AMG 4-matic (251.077, 251.177)	375	02/06→				11.8171-0067.1 250153	ATE
<b>MERCEDES-BENZ - S-KLASSE (W140) 02/91→10/98</b>							
<b> Bremsattel</b>							
300 SE, SEL/S320 (140.032, 140.033)	170	03/91→10/98	←	☐; 04/91→; → A050547; mit Leichtmetallfelge	24.9571-7005.5	230061	∅ 57
			←	☐; 04/91→; → A023718; ohne Leichtmetallfelge	24.9571-7005.5	230061	∅ 57
			←	☐; 04/91→; → A023718; ohne Leichtmetallfelge	24.9571-7006.5	230062	∅ 57
			←	☐; 04/91→; → A050547; mit Leichtmetallfelge	24.9571-7006.5	230062	∅ 57
			→	☐; 04/91→ 06/93	24.9240-8013.5	230019	ATE ∅ 40
			→	☐; 07/93→	24.9240-8013.5	230019	ATE ∅ 40
			→	☐; 07/93→	24.9240-8014.5	230020	ATE ∅ 40
			→	☐; 04/91→ 06/93	24.9240-8014.5	230020	ATE ∅ 40
300 SE 2.8 (140.028) S 280 (140.028)	145 142	01/93→10/98 02/93→10/98	→	☐; → 06/93	24.9240-8013.5	230019	ATE ∅ 40
			→	☐; 07/93→	24.9240-8013.5	230019	ATE ∅ 40
			→	☐; 07/93→	24.9240-8014.5	230020	ATE ∅ 40
			→	☐; → 06/93	24.9240-8014.5	230020	ATE ∅ 40
400 SE, SEL/S420 (140.042, 140.043) 500 SE, SEL (140.050, 140.051)	210 240	02/91→10/98 02/91→10/98	→	☐; 07/93→	24.9246-8001.5	230021	ATE ∅ 46
			→	☐; 04/91→ 06/93	24.9246-8001.5	230021	ATE ∅ 46
			→	☐; 07/93→	24.9246-8002.5	230022	ATE ∅ 46
			→	☐; 04/91→ 06/93	24.9246-8002.5	230022	ATE ∅ 46
S 300 Turbo-D (140.135)	130	05/96→10/98	→	☐	24.9240-8013.5	230019	ATE ∅ 40
			→	☐	24.9240-8014.5	230020	ATE ∅ 40
S 350 Turbo-D (140.134)	110	01/93→10/98	→	☐; 07/93→ 06/96	24.9240-8013.5	230019	ATE ∅ 40
			→	☐; 03/93→ 06/93	24.9240-8013.5	230019	ATE ∅ 40
			→	☐; 07/93→ 06/96	24.9240-8014.5	230020	ATE ∅ 40
			→	☐; 03/93→ 06/93	24.9240-8014.5	230020	ATE ∅ 40
S 420 (140.042) S 500 (140.050, 140.051) S 600 (140.056, 140.057)	205 235 290	01/93→10/98 01/93→10/98	→	☐; 07/93→	24.9246-8001.5	230021	ATE ∅ 46
			→	☐; 07/93→	24.9246-8002.5	230022	ATE ∅ 46
<b>Dichtungssatz, Bremsattel</b>							
300 SE, SEL/S320 (140.032, 140.033)	170	03/91→10/98	→	04/91→ 06/93	13.0441-4020.2	250084	ATE
			→	07/93→	13.0441-4020.2	250084	ATE
300 SE 2.8 (140.028)	145	01/93→10/98	→	07/93→	13.0441-4020.2	250084	ATE
↓							



**MERCEDES-BENZ - S-KLASSE (W140) 02/91→10/98**

**Dichtungssatz, Bremssattel**

S 280 (140.028)	142	02/93→10/98	➡	→ 06/93		13.0441-4020.2	250084	ATE
400 SE, SEL/S420 (140.042, 140.043) 500 SE, SEL (140.050, 140.051)	210	02/91→10/98	➡	04/91→ 06/93		13.0441-4601.2	250099	ATE
	240	02/91→10/98	➡	07/93→		13.0441-4601.2	250099	ATE
S 300 Turbo-D (140.135)	130	05/96→10/98	➡			13.0441-4020.2	250084	ATE
S 350 Turbo-D (140.134)	110	01/93→10/98	➡	07/93→ 06/96		13.0441-4020.2	250084	ATE
			➡	03/93→ 06/93		13.0441-4020.2	250084	ATE
S 420 (140.042)	205	01/93→10/98	➡	07/93→		13.0441-4601.2	250099	ATE
S 500 (140.050, 140.051)	235	01/93→10/98						
S 600 (140.056, 140.057)	290	01/93→10/98						








 **Bremsschlauch**








300 SE, SEL/S320 (140.032, 140.033) 400 SE, SEL/S420 (140.042, 140.043) 500 SE, SEL (140.050, 140.051)	170	03/91→10/98	←	A290167→	2	24.5113-0483.3	331397	L= 483
	210	02/91→10/98	←	04/91→ 06/93	2	24.5113-0540.3	331301	L= 540
	240	02/91→10/98	←	07/93→; → A290166	2	24.5113-0540.3	331301	L= 540
			➡	07/93→	2	83.7704-0281.3	330804	L= 280
			➡	04/91→ 06/93	2	83.7704-0281.3	330804	L= 280
300 SE 2.8 (140.028) S 280 (140.028)	145	01/93→10/98	←	A290167→	2	24.5113-0483.3	331397	L= 483
	142	02/93→10/98	←	→ 06/93	2	24.5113-0540.3	331301	L= 540
			←	07/93→; → A290166	2	24.5113-0540.3	331301	L= 540
			➡	07/93→	2	83.7704-0281.3	330804	L= 280
S 300 Turbo-D (140.135)	130	05/96→10/98	←		2	24.5113-0483.3	331397	L= 483
			➡		2	83.7704-0281.3	330804	L= 280
S 350 Turbo-D (140.134)	110	01/93→10/98	←	→ 06/96; A290167→	2	24.5113-0483.3	331397	L= 483
			←	03/93→ 06/93	2	24.5113-0540.3	331301	L= 540
			←	07/93→; → A290166	2	24.5113-0540.3	331301	L= 540
			➡	07/93→ 06/96	2	83.7704-0281.3	330804	L= 280
			➡	03/93→ 06/93	2	83.7704-0281.3	330804	L= 280
S 420 (140.042) S 500 (140.050, 140.051) S 600 (140.056, 140.057)	205	01/93→10/98	←	A290167→	2	24.5113-0483.3	331397	L= 483
	235	01/93→10/98	←	07/93→; → A290166	2	24.5113-0540.3	331301	L= 540
	290	01/93→10/98	➡	07/93→	2	83.7704-0281.3	330804	L= 280










**MERCEDES-BENZ - S-KLASSE (W220) 10/98→08/05**








 **Bremssattel**

S 280 (220.063, 220.163)	150	10/98→08/05	➡	☐; 11/98→		13.9426-7001.2	210255	ATE Ø 42
S 320 (220.065, 220.165)	165	10/98→08/05	➡	☐; 11/98→		13.9426-7002.2	210256	ATE Ø 42
S 320 CDI (220.025, 220.125)	150	09/02→08/05	➡	☐		13.9426-7001.2	210255	ATE Ø 42
S 320 CDI (220.026, 220.126)	145	08/99→09/02	➡	☐		13.9426-7002.2	210256	ATE Ø 42
S 350 (220.067, 220.167)	180	09/02→08/05	➡	☐		24.3426-9979.5	240579	ATE Ø 42 - Halter
			➡	☐		24.3426-9980.5	240580	ATE Ø 42 - Halter
S 350 4-matic (220.087, 220.187)	180	06/03→08/05	←	☐		24.3601-9769.5	240695	ATE Ø 60 - Halter
			←	☐		24.3601-9770.5	240696	ATE Ø 60 - Halter
			➡	☐; → A265053		24.3426-9979.5	240579	ATE Ø 42 - Halter
			➡	☐; → A265053		24.3426-9980.5	240580	ATE Ø 42 - Halter
S 400 CDI (220.028, 220.128)	184	06/00→08/05	➡	☐; 08/00→		13.9426-7005.2	210273	ATE Ø 42
			➡	☐; 08/00→		13.9426-7006.2	210274	ATE Ø 42
S 400 CDI (220.028, 220.128)	191	06/03→08/05	➡	☐		13.9426-7005.2	210273	ATE Ø 42
			➡	☐		13.9426-7006.2	210274	ATE Ø 42
S 430 (220.070, 220.170)	205	10/98→08/05	➡	☐; 11/98→; → A265053		13.9426-7005.2	210273	ATE Ø 42
			➡	☐; 11/98→; → A265053		13.9426-7006.2	210274	ATE Ø 42
S 430 4-matic (220.083, 220.183) ↓	205	09/02→08/05	←	☐		11.9441-9971.2	220839	ATE Ø 44 - Halter








	kW			 	! #			
<b>MERCEDES-BENZ - S-KLASSE (W220) 10/98→08/05</b>								
<b>Bremssattel</b>								
S 500 4-matic (220.084, 220.184)	225	09/02→08/05	←	☐		11.9441-9972.2	220840	ATE Ø 44 - Halter
			→	☐; → A265053		13.9426-7005.2	210273	ATE Ø 42
			→	☐; → A265053		13.9426-7006.2	210274	ATE Ø 42
S 500 (220.075, 220.175, 220.875) S 500 (220.075, 220.175, 220.875)	220	10/98→12/03	→	☐; 11/98→; nicht für gepanzerte Fahrzeuge		13.9426-7005.2	210273	ATE Ø 42
			225	10/98→08/05	→	☐; 11/98→; nicht für gepanzerte Fahrzeuge		13.9426-7006.2
	→	☐; 11/98→; für gepanzerte Fahrzeuge				24.9246-8001.5	230021	ATE Ø 46
	→	☐; 11/98→; für gepanzerte Fahrzeuge		24.9246-8002.5	230022	ATE Ø 46		
S 55 AMG (220.073, 220.173)	265	04/99→08/05	→	☐		13.9426-7003.2	210271	ATE Ø 42
			→	☐		13.9426-7004.2	210272	ATE Ø 42
S 600 (220.176) S 600 (220.878, 220.178)	368	09/02→08/05	→	☐; nicht für gepanzerte Fahrzeuge		13.9426-7003.2	210271	ATE Ø 42
			270	01/00→08/05	→	☐; nicht für gepanzerte Fahrzeuge		13.9426-7004.2
	→	☐; für gepanzerte Fahrzeuge				24.9246-8001.5	230021	ATE Ø 46
	→	☐; für gepanzerte Fahrzeuge		24.9246-8002.5	230022	ATE Ø 46		
<b>Feder, Bremssattel</b>								
S 350 (220.067, 220.167)	180	09/02→08/05			2	11.8116-0323.1	390459	ATE
S 350 4-matic (220.087, 220.187)	180	06/03→08/05			2	11.8116-0253.1	390512	ATE
				→ A265053	2	11.8116-0323.1	390459	ATE
			→	A265054→	2	11.8116-0323.1	390459	ATE
S 430 (220.070, 220.170)	205	10/98→08/05	→	A265054→	2	11.8116-0323.1	390459	ATE
S 430 4-matic (220.083, 220.183) S 500 4-matic (220.084, 220.184)	205	09/02→08/05			2	11.8116-0133.1	390511	ATE
			225	09/02→08/05	→	A265054→	2	11.8116-0323.1
<b>Führungshülzensatz, Bremssattel</b>								
S 280 (220.063, 220.163)	150	10/98→08/05	→	11/98→		11.0101-4202.2	260094	ATE
S 320 (220.065, 220.165)	165	10/98→08/05						
S 320 CDI (220.025, 220.125) S 320 CDI (220.026, 220.126) S 350 (220.067, 220.167) S 400 CDI (220.028, 220.128)	150	09/02→08/05	→			11.0101-4202.2	260094	ATE
			145	08/99→09/02				
	180	09/02→08/05						
			191	06/03→08/05				
S 350 4-matic (220.087, 220.187)	180	06/03→08/05	←			11.0101-5704.2	260095	ATE
			→	A265054→		11.0101-4202.2	260094	ATE
			→	→ A265053		11.0101-4202.2	260094	ATE
S 400 CDI (220.028, 220.128)	184	06/00→08/05	→	08/00→		11.0101-4202.2	260094	ATE
S 430 (220.070, 220.170)	205	10/98→08/05	→	11/98→; → A265053		11.0101-4202.2	260094	ATE
			→	A265054→		11.0101-4202.2	260094	ATE
S 430 4-matic (220.083, 220.183) S 500 4-matic (220.084, 220.184)	205	09/02→08/05	←			11.0101-7003.2	260124	ATE
			225	09/02→08/05	→	A265054→		11.0101-4202.2
	→	→ A265053				11.0101-4202.2	260094	ATE
S 500 (220.075, 220.175, 220.875) S 500 (220.075, 220.175, 220.875)	220	10/98→12/03	→	11/98→; nicht für gepanzerte Fahrzeuge		11.0101-4202.2	260094	ATE
			225	10/98→08/05				
<b>Führungsbolzen, Bremssattel</b>								
S 350 (220.067, 220.167)	180	09/02→08/05				11.8171-0072.1	250154	ATE
S 350 4-matic (220.087, 220.187)	180	06/03→08/05				11.8171-0008.1	990049	ATE
				→ A265053		11.8171-0072.1	250154	ATE
S 430 4-matic (220.083, 220.183) S 500 4-matic (220.084, 220.184) ↓	205	09/02→08/05				11.8171-0096.1	250155	ATE
			225	09/02→08/05				

	kW			 	! #		
<b>MERCEDES-BENZ - S-KLASSE (W220) 10/98→08/05</b>							
<b>Dichtungssatz, Bremssattel</b>							
S 350 (220.067, 220.167)	180	09/02→08/05	➔			11.0441-4203.2 250013	ATE
S 350 4-matic (220.087, 220.187)	180	06/03→08/05	➔			11.0441-6007.2 250146	ATE
			➔	→ A265053		11.0441-4203.2 250013	ATE
S 500 (220.075, 220.175, 220.875)	220	10/98→12/03	➔	11/98→; für gepanzerte Fahrzeuge		13.0441-4601.2 250099	ATE
S 500 (220.075, 220.175, 220.875)	225	10/98→08/05					
S 600 (220.176)	368	09/02→08/05	➔	für gepanzerte Fahrzeuge		13.0441-4601.2 250099	ATE
S 600 (220.878, 220.178)	270	01/00→08/05					
<b>Schraube, Bremssattel</b>							
S 280 (220.063, 220.163)	150	10/98→08/05	➔	11/98→	4	13.8190-0330.1 990134	M12x1,5
S 320 (220.065, 220.165)	165	10/98→08/05					
S 430 (220.070, 220.170)	205	10/98→08/05					
S 320 CDI (220.025, 220.125)	150	09/02→08/05	➔		4	13.8190-0330.1 990134	M12x1,5
S 320 CDI (220.026, 220.126)	145	08/99→09/02					
S 350 (220.067, 220.167)	180	09/02→08/05					
S 350 4-matic (220.087, 220.187)	180	06/03→08/05					
S 400 CDI (220.028, 220.128)	191	06/03→08/05					
S 430 4-matic (220.083, 220.183)	205	09/02→08/05					
S 500 4-matic (220.084, 220.184)	225	09/02→08/05					
S 55 AMG (220.073, 220.173)	265	04/99→08/05					
S 400 CDI (220.028, 220.128)	184	06/00→08/05	➔	08/00→	4	13.8190-0330.1 990134	M12x1,5
S 500 (220.075, 220.175, 220.875)	220	10/98→12/03	➔	11/98→; nicht für gepanzerte Fahrzeuge	4	13.8190-0330.1 990134	M12x1,5
S 500 (220.075, 220.175, 220.875)	225	10/98→08/05					
S 600 (220.176)	368	09/02→08/05	➔	nicht für gepanzerte Fahrzeuge	4	13.8190-0330.1 990134	M12x1,5
S 600 (220.878, 220.178)	270	01/00→08/05					
<b>Bremsschlauch</b>							
S 280 (220.063, 220.163)	150	10/98→08/05	➔	11/98→	2	24.5123-0380.3 331256	L= 380
S 320 (220.065, 220.165)	165	10/98→08/05	➔	A043587→ A297723	2	24.5123-0240.3 330759	L= 240
S 430 (220.070, 220.170)	205	10/98→08/05	➔	11/98→; → A043586	2	24.5123-0281.3 330877	L= 280
S 500 (220.075, 220.175, 220.875)	220	10/98→12/03	➔	A297724→	2	24.5238-0255.3 330674	L= 255
S 500 (220.075, 220.175, 220.875)	225	10/98→08/05					
S 320 CDI (220.025, 220.125)	150	09/02→08/05	➔		2	24.5123-0380.3 331256	L= 380
S 350 (220.067, 220.167)	180	09/02→08/05	➔		2	24.5238-0255.3 330674	L= 255
S 320 CDI (220.026, 220.126)	145	08/99→09/02	➔		2	24.5123-0380.3 331256	L= 380
S 400 CDI (220.028, 220.128)	191	06/03→08/05	➔	→ A297723	2	24.5123-0240.3 330759	L= 240
S 55 AMG (220.073, 220.173)	265	04/99→08/05	➔	A297724→	2	24.5238-0255.3 330674	L= 255
S 350 4-matic (220.087, 220.187)	180	06/03→08/05	➔		2	24.5238-0255.3 330674	L= 255
S 430 4-matic (220.083, 220.183)	205	09/02→08/05					
S 500 4-matic (220.084, 220.184)	225	09/02→08/05					
S 400 CDI (220.028, 220.128)	184	06/00→08/05	➔	08/00→	2	24.5123-0380.3 331256	L= 380
			➔	08/00→; → A297723	2	24.5123-0240.3 330759	L= 240
			➔	A297724→	2	24.5238-0255.3 330674	L= 255
S 55 AMG Kompressor (220.074, 220.174)	368	06/02→08/05	➔		2	24.5123-0380.3 331256	L= 380
S 600 (220.176)	368	09/02→08/05	➔		2	24.5123-0240.3 330759	L= 240
↓							

	kw			 	! #		
<b>MERCEDES-BENZ - S-KLASSE (W220) 10/98→08/05</b>							
 <b>Bremsschlauch</b>							
S 600 (220.878, 220.178)	270	01/00→08/05	←		2	24.5123-0380.3 331256	L= 380
			→		2	24.5123-0240.3 330759	L= 240
S 63 AMG S 65 AMG (220.179)	326 450	09/01→08/05 03/04→08/05	←		2	24.5123-0380.3 331256	L= 380
			→	2	2	24.5172-0305.3 331312	L= 305
<b>MERCEDES-BENZ - S-KLASSE (W221) 09/05→12/13</b>							
 <b>Bremssattel</b>							
S 250 CDI (221.003, 221.103)	150	01/11→12/13	→	☐; → 05/13; für Fahrzeuge mit AMG-Sportpaket		11.9426-9959.2 220801	ATE Ø 42 - Halter
			→	☐; → 05/13; für Fahrzeuge mit AMG-Sportpaket		11.9426-9960.2 220802	ATE Ø 42 - Halter
			→	☐; → 05/13; für Fahrzeuge ohne AMG-Sportpaket		24.3426-9989.5 240647	ATE Ø 42 - Halter
			→	☐; → 05/13; für Fahrzeuge ohne AMG-Sportpaket		24.3426-9990.5 240648	ATE Ø 42 - Halter
S 280 (221.054) S 300 (221.054, 221.154) S 320 CDI 4-matic (221.080, 221.180) S 350 4-matic (221.087, 221.187) S 350 CDI	170 170 173 200 173	08/06→12/13 08/06→12/13 10/06→12/13 02/08→12/13 06/09→12/13	→	☐; → A 265575; für Fahrzeuge mit Sportpaket		11.9426-9959.2 220801	ATE Ø 42 - Halter
			→	☐; A 265576→; → 05/13; für Fahrzeuge mit Sportpaket		11.9426-9959.2 220801	ATE Ø 42 - Halter
			→	☐; → A 265575; für Fahrzeuge mit Sportpaket		11.9426-9960.2 220802	ATE Ø 42 - Halter
			→	☐; A 265576→; → 05/13; für Fahrzeuge mit Sportpaket		11.9426-9960.2 220802	ATE Ø 42 - Halter
			→	☐; → A 265575; für Fahrzeuge ohne Sportpaket		24.3426-9989.5 240647	ATE Ø 42 - Halter
			→	☐; → A 265575; für Fahrzeuge ohne Sportpaket		24.3426-9990.5 240648	ATE Ø 42 - Halter
			→	☐; A 265576→; → 05/13; für Fahrzeuge ohne Sportpaket		24.3426-9991.5 240954	ATE Ø 42 - Halter
S 320 CDI (221.022, 221.122) S 320 CDI 4-matic (221.080, 221.180) S 350 CDI 4-matic (221.080, 221.081)	173 155 155	12/05→06/09 10/05→12/13 01/09→12/10	→	☐; → A 265575; für Fahrzeuge mit Sportpaket		11.9426-9959.2 220801	ATE Ø 42 - Halter
			→	☐; A 265576→; für Fahrzeuge mit Sportpaket		11.9426-9959.2 220801	ATE Ø 42 - Halter
			→	☐; → A 265575; für Fahrzeuge mit Sportpaket		11.9426-9960.2 220802	ATE Ø 42 - Halter
			→	☐; A 265576→; für Fahrzeuge mit Sportpaket		11.9426-9960.2 220802	ATE Ø 42 - Halter
			→	☐; → A 265575; für Fahrzeuge ohne Sportpaket		24.3426-9989.5 240647	ATE Ø 42 - Halter
			→	☐; → A 265575; für Fahrzeuge ohne Sportpaket		24.3426-9990.5 240648	ATE Ø 42 - Halter
			→	☐; A 265576→; für Fahrzeuge ohne Sportpaket		24.3426-9991.5 240954	ATE Ø 42 - Halter
S 350 BlueTec (221.026, 221.126) S 350 BlueTEC 4-matic (221.083, 221.183) S 350 CGI (221.057, 221.157) S 350 CGI 4-matic (221.082, 221.182)	190 190 225 225	04/11→12/13 04/11→12/13 04/11→12/13 04/11→12/13	→	☐; → 05/13; für Fahrzeuge mit Sportpaket		11.9426-9959.2 220801	ATE Ø 42 - Halter
			→	☐; → 05/13; für Fahrzeuge mit Sportpaket		11.9426-9960.2 220802	ATE Ø 42 - Halter
			→	☐; → 05/13; für Fahrzeuge ohne Sportpaket		24.3426-9991.5 240954	ATE Ø 42 - Halter
			→	☐; → 05/13; für Fahrzeuge ohne Sportpaket			
S 400 Hybrid (221.095, 221.195)	205	01/09→12/13	→	☐; 06/09→; → A 265575; für Fahrzeuge mit Sportpaket		11.9426-9959.2 220801	ATE Ø 42 - Halter
			→	☐; A 265576→; → 05/13; für Fahrzeuge mit Sportpaket		11.9426-9959.2 220801	ATE Ø 42 - Halter
			→	☐; A 265576→; → 05/13; für Fahrzeuge mit Sportpaket		11.9426-9960.2 220802	ATE Ø 42 - Halter
			→				








	kw			 	! #			
<b>MERCEDES-BENZ - S-KLASSE (W221) 09/05→12/13</b>								
<b>Bremssattel</b>								
S 400 Hybrid (221.095, 221.195)	205	01/09→12/13	➡	☐; 06/09→; → A 265575; für Fahrzeuge mit Sportpaket	11.9426-9960.2	220802	ATE Ø 42 - Halter	
			➡	☐; 06/09→; → A 265575; für Fahrzeuge ohne Sportpaket	24.3426-9989.5	240647	ATE Ø 42 - Halter	
			➡	☐; 06/09→; → A 265575; für Fahrzeuge ohne Sportpaket	24.3426-9990.5	240648	ATE Ø 42 - Halter	
			➡	☐; A 265576→; → 05/13; für Fahrzeuge ohne Sportpaket	24.3426-9991.5	240954	ATE Ø 42 - Halter	
S 420 CDI (221.028, 221.128)	235	10/06→12/09	➡	☐; für Fahrzeuge mit Sportpaket	11.9426-9959.2	220801	ATE Ø 42 - Halter	
S 450 CDI (221.028, 221.128)	235	01/09→12/13	➡	☐; für Fahrzeuge mit Sportpaket	11.9426-9960.2	220802	ATE Ø 42 - Halter	
			➡	☐; für Fahrzeuge ohne Sportpaket	24.3426-9989.5	240647	ATE Ø 42 - Halter	
			➡	☐; für Fahrzeuge ohne Sportpaket	24.3426-9990.5	240648	ATE Ø 42 - Halter	
S 450 (221.070, 221.170)	250	12/05→12/13	➡	☐; 04/06→ 05/13	11.9426-9959.2	220801	ATE Ø 42 - Halter	
			S 500 4-matic (221.086, 221.186)	285	10/05→12/13	➡	☐; 04/06→ 05/13	11.9426-9960.2
S 450 4-matic (221.084, 221.184)	250	12/05→12/13	➡	☐; 04/06→ 05/13	11.9426-9959.2	220801	ATE Ø 42 - Halter	
			➡	☐; 04/06→ 05/13; für Fahrzeuge mit Sportpaket	11.9426-9959.2	220801	ATE Ø 42 - Halter	
			➡	☐; 04/06→ 05/13; für Fahrzeuge mit Sportpaket	11.9426-9960.2	220802	ATE Ø 42 - Halter	
			➡	☐; 04/06→ 05/13	11.9426-9960.2	220802	ATE Ø 42 - Halter	
			➡	☐; 04/06→ 05/13; für Fahrzeuge ohne Sportpaket	24.3426-9989.5	240647	ATE Ø 42 - Halter	
			➡	☐; 04/06→ 05/13; für Fahrzeuge ohne Sportpaket	24.3426-9990.5	240648	ATE Ø 42 - Halter	
S 500 (221.071, 221.171)	285	10/05→12/13	➡	☐; 12/05→ 05/13	11.9426-9959.2	220801	ATE Ø 42 - Halter	
			➡	☐; 12/05→ 05/13	11.9426-9960.2	220802	ATE Ø 42 - Halter	
S 500 CGI (221.073, 221.173)	320	04/11→12/13	➡	☐; → 05/13	11.9426-9959.2	220801	ATE Ø 42 - Halter	
S 500 CGI 4-matic (221.094, 221.194)	320	03/11→12/13	➡	☐; → 05/13	11.9426-9960.2	220802	ATE Ø 42 - Halter	
<b>Halter, Bremssattel</b>								
S 280 (221.054)	170	08/06→12/13	➡	A 265576→; → 05/13; für Fahrzeuge ohne Sportpaket	11.8170-0611.1	260116	ATE	
S 300 (221.054, 221.154)	170	08/06→12/13	➡	→ A 265575; für Fahrzeuge ohne Sportpaket	11.8170-0611.1	260116	ATE	
S 320 CDI 4-matic (221.080, 221.180)	173	10/06→12/13	➡	→ A 265575; für Fahrzeuge ohne Sportpaket	11.8170-0611.1	260116	ATE	
S 350 4-matic (221.087, 221.187)	200	02/08→12/13	➡					
S 350 CDI	173	06/09→12/13	➡					
S 320 CDI	155	10/05→12/13	➡	A 265576→; → 05/13; für Fahrzeuge ohne Sportpaket	11.8170-0611.1	260116	ATE	
S 350 (221.056, 221.156)	200	10/05→12/13	➡	12/05→; → A 265575; für Fahrzeuge ohne Sportpaket	11.8170-0611.1	260116	ATE	
S 320 CDI (221.022, 221.122)	173	12/05→06/09	➡	→ A 265575; für Fahrzeuge ohne Sportpaket	11.8170-0611.1	260116	ATE	
S 320 CDI 4-matic (221.080, 221.180)	155	10/05→12/13	➡	A 265576→; für Fahrzeuge ohne Sportpaket	11.8170-0611.1	260116	ATE	
S 350 CDI 4-matic (221.080, 221.081)	155	01/09→12/10	➡					
S 350 BlueTec (221.026, 221.126)	190	04/11→12/13	➡	→ 05/13; für Fahrzeuge ohne Sportpaket	11.8170-0611.1	260116	ATE	
S 350 BlueTEC 4-matic (221.083, 221.183)	190	04/11→12/13	➡					
S 350 CGI (221.057, 221.157)	225	04/11→12/13	➡					
S 350 CGI 4-matic (221.082, 221.182)	225	04/11→12/13	➡					
S 400 Hybrid (221.095, 221.195)	205	01/09→12/13	➡	A 265576→; → 05/13; für Fahrzeuge ohne Sportpaket	11.8170-0611.1	260116	ATE	
			➡	06/09→; → A 265575; für Fahrzeuge ohne Sportpaket	11.8170-0611.1	260116	ATE	
S 420 CDI (221.028, 221.128)	235	10/06→12/09	➡	für Fahrzeuge ohne Sportpaket	11.8170-0611.1	260116	ATE	
S 450 CDI (221.028, 221.128)	235	01/09→12/13	➡					
S 450 4-matic (221.084, 221.184)	250	12/05→12/13	➡	04/06→ 05/13; für Fahrzeuge ohne Sportpaket	11.8170-0611.1	260116	ATE	
<b>Feder, Bremssattel</b>								
S 250 CDI (221.003, 221.103)	150	01/11→12/13		→ 05/13	2	11.8116-0086.2	390606	ATE



	kw			 	! #		
<b>MERCEDES-BENZ - S-KLASSE (W221) 09/05→12/13</b>							
<b>Feder, Bremssattel</b>							
S 350 BlueTec (221.026, 221.126)	190	04/11→12/13		→ 05/13	2	11.8116-0086.2 390606	ATE
S 350 BlueTEC 4-matic (221.083, 221.183)	190	04/11→12/13					
S 350 CGI (221.057, 221.157)	225	04/11→12/13					
S 350 CGI 4-matic (221.082, 221.182)	225	04/11→12/13					
S 500 CGI (221.073, 221.173)	320	04/11→12/13					
S 500 CGI 4-matic (221.094, 221.194)	320	03/11→12/13					
S 280 (221.054)	170	08/06→12/13		A 265576→; → 05/13	2	11.8116-0086.2 390606	ATE
S 300 (221.054, 221.154)	170	08/06→12/13		→ A 265575	2	11.8116-0086.2 390606	ATE
S 320 CDI 4-matic (221.080, 221.180)	173	10/06→12/13					
S 350 4-matic (221.087, 221.187)	200	02/08→12/13					
S 350 CDI	173	06/09→12/13					
S 320 CDI	155	10/05→12/13		A 265576→; → 05/13	2	11.8116-0086.2 390606	ATE
S 350 (221.056, 221.156)	200	10/05→12/13		12/05→; → A 265575	2	11.8116-0086.2 390606	ATE
S 320 CDI (221.022, 221.122)	173	12/05→06/09		→ A 265575	2	11.8116-0086.2 390606	ATE
S 320 CDI 4-matic (221.080, 221.180)	155	10/05→12/13		A 265576→	2	11.8116-0086.2 390606	ATE
S 350 CDI 4-matic (221.080, 221.081)	155	01/09→12/10					
S 400 Hybrid (221.095, 221.195)	205	01/09→12/13		06/09→; → A 265575	2	11.8116-0086.2 390606	ATE
				A 265576→; → 05/13	2	11.8116-0086.2 390606	ATE
S 420 CDI (221.028, 221.128)	235	10/06→12/09			2	11.8116-0086.2 390606	ATE
S 450 CDI (221.028, 221.128)	235	01/09→12/13					
S 450 (221.070, 221.170)	250	12/05→12/13		04/06→ 05/13	2	11.8116-0086.2 390606	ATE
S 450 4-matic (221.084, 221.184)	250	12/05→12/13					
S 500 4-matic (221.086, 221.186)	285	10/05→12/13					
S 500 (221.071, 221.171)	285	10/05→12/13		12/05→ 05/13	2	11.8116-0086.2 390606	ATE
<b>Führungshülzensatz, Bremssattel</b>							
S 250 CDI (221.003, 221.103)	150	01/11→12/13	➡	→ 05/13		11.0101-5407.2 260011	ATE
S 350 BlueTec (221.026, 221.126)	190	04/11→12/13					
S 350 BlueTEC 4-matic (221.083, 221.183)	190	04/11→12/13					
S 350 CGI (221.057, 221.157)	225	04/11→12/13					
S 350 CGI 4-matic (221.082, 221.182)	225	04/11→12/13					
S 500 CGI (221.073, 221.173)	320	04/11→12/13					
S 500 CGI 4-matic (221.094, 221.194)	320	03/11→12/13					
S 280 (221.054)	170	08/06→12/13	➡	→ A 265575		11.0101-5407.2 260011	ATE
S 300 (221.054, 221.154)	170	08/06→12/13	➡	A 265576→; → 05/13		11.0101-5407.2 260011	ATE
S 320 CDI 4-matic (221.080, 221.180)	173	10/06→12/13					
S 350 4-matic (221.087, 221.187)	200	02/08→12/13					
S 350 CDI	173	06/09→12/13					
S 320 CDI	155	10/05→12/13	➡	12/05→; → A 265575		11.0101-5407.2 260011	ATE
S 350 (221.056, 221.156)	200	10/05→12/13	➡	A 265576→; → 05/13		11.0101-5407.2 260011	ATE
S 320 CDI (221.022, 221.122)	173	12/05→06/09	➡	→ A 265575		11.0101-5407.2 260011	ATE
S 320 CDI 4-matic (221.080, 221.180)	155	10/05→12/13	➡	A 265576→		11.0101-5407.2 260011	ATE
S 350 CDI 4-matic (221.080, 221.081)	155	01/09→12/10					
S 400 Hybrid (221.095, 221.195)	205	01/09→12/13	➡	A 265576→; → 05/13		11.0101-5407.2 260011	ATE
			➡	06/09→; → A 265575		11.0101-5407.2 260011	ATE
S 420 CDI (221.028, 221.128)	235	10/06→12/09	➡			11.0101-5407.2 260011	ATE
↓							





	kW					! #		
<b>MERCEDES-BENZ - S-KLASSE (W221) 09/05→12/13</b>								
<b>Führungshülzensatz, Bremsattel</b>								
S 450 CDI (221.028, 221.128)	235	01/09→12/13	➔				11.0101-5407.2 260011	ATE
S 450 (221.070, 221.170)	250	12/05→12/13	➔	04/06→05/13			11.0101-5407.2 260011	ATE
S 450 4-matic (221.084, 221.184)	250	12/05→12/13						
S 500 4-matic (221.086, 221.186)	285	10/05→12/13						
S 500 (221.071, 221.171)	285	10/05→12/13	➔	12/05→05/13			11.0101-5407.2 260011	ATE
<b>Führungsbolzen, Bremsattel</b>								
S 250 CDI (221.003, 221.103)	150	01/11→12/13		→ 05/13			11.8171-0008.1 990049	ATE
S 350 BlueTec (221.026, 221.126)	190	04/11→12/13						
S 350 BlueTEC 4-matic (221.083, 221.183)	190	04/11→12/13						
S 350 CGI (221.057, 221.157)	225	04/11→12/13						
S 350 CGI 4-matic (221.082, 221.182)	225	04/11→12/13						
S 500 CGI (221.073, 221.173)	320	04/11→12/13						
S 500 CGI 4-matic (221.094, 221.194)	320	03/11→12/13						
S 280 (221.054)	170	08/06→12/13		→ A 265575			11.8171-0008.1 990049	ATE
S 300 (221.054, 221.154)	170	08/06→12/13		A 265576→; → 05/13			11.8171-0008.1 990049	ATE
S 320 CDI 4-matic (221.080, 221.180)	173	10/06→12/13						
S 350 4-matic (221.087, 221.187)	200	02/08→12/13						
S 350 CDI	173	06/09→12/13						
S 320 CDI	155	10/05→12/13		12/05→; → A 265575			11.8171-0008.1 990049	ATE
S 350 (221.056, 221.156)	200	10/05→12/13		A 265576→; → 05/13			11.8171-0008.1 990049	ATE
S 320 CDI (221.022, 221.122)	173	12/05→06/09		A 265576→			11.8171-0008.1 990049	ATE
S 320 CDI 4-matic (221.080, 221.180)	155	10/05→12/13		→ A 265575			11.8171-0008.1 990049	ATE
S 350 CDI 4-matic (221.080, 221.081)	155	01/09→12/10						
S 400 Hybrid (221.095, 221.195)	205	01/09→12/13		A 265576→; → 05/13			11.8171-0008.1 990049	ATE
				06/09→; → A 265575			11.8171-0008.1 990049	ATE
S 420 CDI (221.028, 221.128)	235	10/06→12/09					11.8171-0008.1 990049	ATE
S 450 CDI (221.028, 221.128)	235	01/09→12/13						
S 450 (221.070, 221.170)	250	12/05→12/13		04/06→05/13			11.8171-0008.1 990049	ATE
S 450 4-matic (221.084, 221.184)	250	12/05→12/13						
S 500 4-matic (221.086, 221.186)	285	10/05→12/13						
S 500 (221.071, 221.171)	285	10/05→12/13		12/05→05/13			11.8171-0008.1 990049	ATE
<b>Bremsschlauch</b>								
S 250 CDI (221.003, 221.103)	150	01/11→12/13	➔	→ 05/13	2	24.5123-0350.3 330963	L= 350	
S 280 (221.054)	170	08/06→12/13						
S 300 (221.054, 221.154)	170	08/06→12/13						
S 320 CDI 4-matic (221.080, 221.180)	173	10/06→12/13						
S 350 4-matic (221.087, 221.187)	200	02/08→12/13						
S 350 BlueTec (221.026, 221.126)	190	04/11→12/13						
S 350 BlueTEC 4-matic (221.083, 221.183)	190	04/11→12/13						
S 350 CDI	173	06/09→12/13						
S 350 CGI (221.057, 221.157)	225	04/11→12/13						
S 350 CGI 4-matic (221.082, 221.182)	225	04/11→12/13						
S 500 CGI (221.073, 221.173)	320	04/11→12/13						
S 500 CGI 4-matic (221.094, 221.194)	320	03/11→12/13						
↓								

**MERCEDES-BENZ - S-KLASSE (W221) 09/05→12/13**












 **Bremsschlauch**












S 600 (221.176)	380	12/05→12/13	➔	→ 05/13	2	<b>24.5123-0350.3</b>	<b>330963</b>	L= 350
S 63 AMG (221.074, 221.174)	400	03/11→12/13						
S 63 AMG (221.074, 221.174)	420	02/12→12/13						
S 65 AMG (221.179)	463	04/11→12/13						
S 320 CDI	155	10/05→12/13	➔	12/05→ 05/13	2	<b>24.5123-0350.3</b>	<b>330963</b>	L= 350
S 350 (221.056, 221.156)	200	10/05→12/13						
S 500 (221.071, 221.171)	285	10/05→12/13						
S 320 CDI (221.022, 221.122)	173	12/05→06/09	➔		2	<b>24.5123-0350.3</b>	<b>330963</b>	L= 350
S 320 CDI 4-matic (221.080, 221.180)	155	10/05→12/13						
S 350 CDI 4-matic (221.080, 221.081)	155	01/09→12/10						
S 420 CDI (221.028, 221.128)	235	10/06→12/09						
S 450 CDI (221.028, 221.128)	235	01/09→12/13						
S 400 Hybrid (221.095, 221.195)	205	01/09→12/13	➔	06/09→ 05/13	2	<b>24.5123-0350.3</b>	<b>330963</b>	L= 350
S 450 (221.070, 221.170)	250	12/05→12/13	➔	04/06→ 05/13	2	<b>24.5123-0350.3</b>	<b>330963</b>	L= 350
S 450 4-matic (221.084, 221.184)	250	12/05→12/13						
S 500 4-matic (221.086, 221.186)	285	10/05→12/13						
S 65 AMG (221.179)	450	12/05→12/13						
S 63 AMG (221.077, 221.177)	386	10/06→12/13	➔	01/07→ 05/13	2	<b>24.5123-0350.3</b>	<b>330963</b>	L= 350











**MERCEDES-BENZ - S-KLASSE (W222, V222, X222) 05/13→**









 **Bremsschlauch**

AMG S 63 4-matic+ (222.188)	450	05/17→	➔		2	<b>24.5123-0350.3</b>	<b>330963</b>	L= 350
S 300 BlueTEC Hybrid / h (222.004, 222.104)	150	02/14→						
S 300 BlueTEC Hybrid / h (222.104)	170	02/14→						
S 320 (222.162)	200	05/14→						
S 350 BlueTEC / d (222.132, 222.032, 222.123)	190	05/13→						
S 350 BlueTEC / d 4-matic (222.033, 222.133)	190	02/14→						
S 350 BlueTEC 4-matic (222.133)	185	02/14→						
S 350 d (222.020, 222.120)	210	07/17→						
S 350 d 4-matic (222.021, 222.121)	210	05/17→						
S 400 (222.165)	245	03/14→						
S 400 4-matic (222.067)	245	11/14→						
S 400 d (222.034, 222.134)	250	07/17→						
S 400 d 4-matic (222.035, 222.135)	250	05/17→						
S 400 Hybrid / h (222.057, 222.157)	225	05/13→						
S 450 (222.066, 222.166)	270	02/17→						
S 450 4-matic (222.064, 222.164)	270	02/17→						
S 500 (222.082, 222.182)	320	09/13→						
S 500 (222.082, 222.182)	335	05/13→						
S 500 Hybrid / e (222.163)	245	07/14→						
S 500 Maybach 4-matic (222.985)	335	04/15→						
S 560 (222.083, 222.183)	345	07/17→						
S 560 4-matic (222.086, 222.186)	345	05/17→						
S 560 Maybach (222.983)	345	07/17→						
S 500 4-matic (222.085, 222.185)	335	05/13→	➔	09/13→	2	<b>24.5123-0350.3</b>	<b>330963</b>	L= 350
↓								








	kw			 	! #		
<b>MERCEDES-BENZ - S-KLASSE (W222, V222, X222) 05/13→</b>							
 <b>Bremsschlauch</b>							
S 63 AMG (222.077, 222.177)	430	05/13→	➔	09/13→	2	24.5123-0350.3 330963	L= 350
S 63 AMG 4-matic (222.178)	430	05/13→					
S 500 Maybach (222.982)	335	12/14→	➔	nicht für gepanzerte Fahrzeuge	2	24.5123-0350.3 330963	L= 350
S 600 Maybach (222.976)	390	12/14→					
S 600 (222.176)	390	02/14→	➔	04/14→	2	24.5123-0350.3 330963	L= 350
S 65 AMG (222.179)	463	02/14→	➔	03/14→	2	24.5123-0350.3 330963	L= 350
<b>MERCEDES-BENZ - S-KLASSE Cabriolet (A217) 12/15→</b>							
 <b>Bremsschlauch</b>							
AMG S 63 4-matic (217.478)	430	12/15→	➔		2	24.5123-0350.3 330963	L= 350
AMG S 65 (217.479)	463	04/16→					
S 500 (217.482)	335	12/15→					
<b>MERCEDES-BENZ - S-KLASSE Coupe (C140) 07/92→02/99</b>							
 <b>Bremssattel</b>							
CL 500	225	09/96→12/97	➔	☐		24.9246-8001.5 230021	ATE Ø 46
			➔	☐		24.9246-8002.5 230022	ATE Ø 46
SEC/CL 420 (140.063)	205	10/94→02/99	➔	☐; → 05/96		24.9246-8001.5 230021	ATE Ø 46
			➔	☐; 06/96→		24.9246-8001.5 230021	ATE Ø 46
			➔	☐; → 05/96		24.9246-8002.5 230022	ATE Ø 46
			➔	☐; 06/96→		24.9246-8002.5 230022	ATE Ø 46
SEC/CL 500 (140.070)	235	10/92→02/99	➔	☐; → 06/93		24.9246-8001.5 230021	ATE Ø 46
SEC/CL 600 (140.076)	290	09/92→02/99	➔	☐; 06/96→		24.9246-8001.5 230021	ATE Ø 46
			➔	☐; 07/93→ 05/96		24.9246-8001.5 230021	ATE Ø 46
			➔	☐; → 06/93		24.9246-8002.5 230022	ATE Ø 46
			➔	☐; 06/96→		24.9246-8002.5 230022	ATE Ø 46
			➔	☐; 07/93→ 05/96		24.9246-8002.5 230022	ATE Ø 46
<b>Dichtungssatz, Bremssattel</b>							
CL 500	225	09/96→12/97	➔			13.0441-4601.2 250099	ATE
SEC/CL 420 (140.063)	205	10/94→02/99	➔	→ 05/96		13.0441-4601.2 250099	ATE
			➔	06/96→		13.0441-4601.2 250099	ATE
SEC/CL 500 (140.070)	235	10/92→02/99	➔	06/96→		13.0441-4601.2 250099	ATE
SEC/CL 600 (140.076)	290	09/92→02/99	➔	07/93→ 05/96		13.0441-4601.2 250099	ATE
			➔	→ 06/93		13.0441-4601.2 250099	ATE
 <b>Bremsschlauch</b>							
CL 500	225	09/96→12/97	←		2	24.5113-0483.3 331397	L= 483
			➔		2	24.5123-0281.3 330877	L= 280
SEC/CL 420 (140.063)	205	10/94→02/99	←	06/96→	2	24.5113-0483.3 331397	L= 483
			←	09/95→ 05/96	2	24.5113-0483.3 331397	L= 483
			←	→ 08/95	2	24.5113-0540.3 331301	L= 540
			➔	06/96→	2	24.5123-0281.3 330877	L= 280
			➔	→ 05/96	2	83.7704-0281.3 330804	L= 280
SEC/CL 500 (140.070)	235	10/92→02/99	←	06/96→	2	24.5113-0483.3 331397	L= 483
SEC/CL 600 (140.076)	290	09/92→02/99	←	09/95→ 05/96	2	24.5113-0483.3 331397	L= 483
			←	→ 06/93	2	24.5113-0540.3 331301	L= 540
			←	07/93→ 08/95	2	24.5113-0540.3 331301	L= 540
			➔	06/96→	2	24.5123-0281.3 330877	L= 280
			➔	→ 06/93	2	83.7704-0281.3 330804	L= 280
			➔	07/93→ 05/96	2	83.7704-0281.3 330804	L= 280










	kw					! #		
<b>MERCEDES-BENZ - S-KLASSE Coupe (C215) 03/99→12/06</b>								
 <b>Bremssattel</b>								
CL 500 (215.375)	225	03/99→03/06	➔	☐			13.9426-7005.2 210273	ATE Ø 42
			➔	☐			13.9426-7006.2 210274	ATE Ø 42
CL 55 AMG (215.373)	265	10/99→03/06	➔	☐			13.9426-7003.2 210271	ATE Ø 42
CL 600 (215.376)	368	09/02→03/06	➔	☐			13.9426-7004.2 210272	ATE Ø 42
CL 600 (215.378)	270	03/99→03/06	➔	☐				
<b>Führungshülzensatz, Bremssattel</b>								
CL 500 (215.375)	225	03/99→03/06	➔				11.0101-4202.2 260094	ATE
<b>Schraube, Bremssattel</b>								
CL 500 (215.375)	225	03/99→03/06	←		4	13.8190-0330.1 990134		M12x1,5
CL 55 AMG (215.373)	265	10/99→03/06						
CL 600 (215.376)	368	09/02→03/06						
CL 600 (215.378)	270	03/99→03/06						
 <b>Bremsschlauch</b>								
CL 500 (215.375)	225	03/99→03/06	←		2	83.6105-0360.3 330635		L= 360
CL 55 AMG (215.373)	265	10/99→03/06						
CL 55 AMG Kompressor (215.374)	368	06/02→03/06	➔		2	24.5123-0240.3 330759		L= 240
CL 600 (215.376)	368	09/02→03/06						
CL 600 (215.378)	270	03/99→03/06						
CL 65 AMG (215.379)	450	09/03→03/06	←		2	83.6105-0360.3 330635		L= 360
			➔		2	24.5172-0305.3 331312		L= 305
<b>MERCEDES-BENZ - S-KLASSE Coupe (C216) 05/06→12/13</b>								
 <b>Bremssattel</b>								
CL 500 (216.371)	285	06/06→12/13	➔	☐; 07/06→			11.9426-9959.2 220801	ATE Ø 42 - Halter
			➔	☐; 02/11→			11.9426-9959.2 220801	ATE Ø 42 - Halter
			➔	☐; 02/11→			11.9426-9960.2 220802	ATE Ø 42 - Halter
			➔	☐; 07/06→			11.9426-9960.2 220802	ATE Ø 42 - Halter
CL 500 (216.373)	320	02/11→12/13	➔	☐			11.9426-9959.2 220801	ATE Ø 42 - Halter
CL 500 4-matic (216.394)	320	02/11→12/13	➔	☐			11.9426-9960.2 220802	ATE Ø 42 - Halter
CL 500 4-matic (216.386)	285	02/08→12/13	➔	☐; 03/08→			11.9426-9959.2 220801	ATE Ø 42 - Halter
			➔	☐; 03/08→			11.9426-9960.2 220802	ATE Ø 42 - Halter
<b>Feder, Bremssattel</b>								
CL 500 (216.371)	285	06/06→12/13		07/06→	2	11.8116-0086.2 390606		ATE
				02/11→	2	11.8116-0086.2 390606		ATE
CL 500 (216.373)	320	02/11→12/13			2	11.8116-0086.2 390606		ATE
CL 500 4-matic (216.394)	320	02/11→12/13						
CL 500 4-matic (216.386)	285	02/08→12/13		03/08→	2	11.8116-0086.2 390606		ATE
<b>Führungshülzensatz, Bremssattel</b>								
CL 500 (216.371)	285	06/06→12/13	➔	02/11→			11.0101-5407.2 260011	ATE
			➔	07/06→			11.0101-5407.2 260011	ATE
CL 500 (216.373)	320	02/11→12/13	➔				11.0101-5407.2 260011	ATE
CL 500 4-matic (216.394)	320	02/11→12/13						
CL 500 4-matic (216.386)	285	02/08→12/13	➔	03/08→			11.0101-5407.2 260011	ATE
<b>Führungsbolzen, Bremssattel</b>								
CL 500 (216.371)	285	06/06→12/13		07/06→	2	11.8171-0008.1 990049		ATE
				02/11→		11.8171-0008.1 990049		ATE
CL 500 (216.373)	320	02/11→12/13			2	11.8171-0008.1 990049		ATE
CL 500 4-matic (216.386)	285	02/08→12/13		03/08→	2	11.8171-0008.1 990049		ATE
CL 500 4-matic (216.394)	320	02/11→12/13				11.8171-0008.1 990049		ATE
 <b>Bremsschlauch</b>								
CL 500 (216.371)	285	06/06→12/13	➔	07/06→	2	24.5123-0350.3 330963		L= 350
CL 600 (216.376)	380	05/06→12/13						
CL 500 (216.373)	320	02/11→12/13	➔		2	24.5123-0350.3 330963		L= 350
↓								











	kw					! #		
<b>MERCEDES-BENZ - S-KLASSE Coupe (C216) 05/06→12/13</b>								
 <b>Bremsschlauch</b>								
CL 500 4-matic (216.394)	320	02/11→12/13	➔			2	24.5123-0350.3 330963	L= 350
CL 63 AMG (216.374)	400	02/11→12/13						
CL 63 AMG (216.374)	420	01/10→12/13						
CL 65 AMG (216.379)	463	02/11→12/13						
CL 500 4-matic (216.386)	285	02/08→12/13	➔	03/08→		2	24.5123-0350.3 330963	L= 350
CL 63 AMG (216.377)	386	10/06→12/13	➔	01/07→		2	24.5123-0350.3 330963	L= 350
CL 65 AMG (216.379)	450	10/06→12/10						
<b>MERCEDES-BENZ - S-KLASSE Coupe (C217) 04/14→</b>								
 <b>Bremsschlauch</b>								
S 400 4-matic (217.364)	270	10/15→	➔			2	24.5123-0350.3 330963	L= 350
S 500 (217.382)	335	11/14→						
S 500 4-matic (217.385)	335	04/14→						
S 63 AMG (217.377)	430	07/14→						
S 63 AMG 4-matic (217.378)	430	04/14→						
S 65 AMG (217.379)	463	07/14→						
<b>MERCEDES-BENZ - SL (R129) 03/89→12/01</b>								
 <b>Bremssattel</b>								
280 (129.058)	142	08/93→10/01	←	☐; F 155735→; → 09/01	24.9442-8003.5	230053	ATE Ø1 42 Ø2 38	
			←	☐; F 155735→; → 09/01	24.9442-8004.5	230054	ATE Ø1 42 Ø2 38	
			➔	☐; F 125158→; → 09/01	24.9236-8001.5	230007	ATE Ø 36	
			➔	☐; F 125158→; → 09/01	24.9236-8002.5	230008	ATE Ø 36	
			➔	☐; → F 125157	24.9238-8035.5	230025	ATE Ø 38	
			➔	☐; → F 125157	24.9238-8036.5	230026	ATE Ø 38	
280 (129.059)	150	05/98→10/01	←	☐; → F 187941; - ESP	24.9442-8003.5	230053	ATE Ø1 42 Ø2 38	
			←	☐; → F 187941; - ESP	24.9442-8004.5	230054	ATE Ø1 42 Ø2 38	
			➔	☐; → F 187941; + ESP	13.2421-8025.2	210061	ATE Ø 42	
			➔	☐; F 187942→; → 09/01; - SL Edition	13.2421-8025.2	210061	ATE Ø 42	
			➔	☐; → F 187941; + ESP	13.2421-8026.2	210062	ATE Ø 42	
			➔	☐; F 187942→; → 09/01; - SL Edition	13.2421-8026.2	210062	ATE Ø 42	
			➔	☐; F 187941→; → 09/01; - ESP	24.9236-8001.5	230007	ATE Ø 36	
			➔	☐; F 187941→; → 09/01; - ESP	24.9236-8002.5	230008	ATE Ø 36	
			➔	☐; F 187942→; → 09/01; + SL Edition	24.9238-8035.5	230025	ATE Ø 38	
➔	☐; F 187942→; → 09/01; + SL Edition	24.9238-8036.5	230026	ATE Ø 38				
320 (129.063)	170	09/93→10/01	←	☐; → F 187941; - ESP	24.9442-8003.5	230053	ATE Ø1 42 Ø2 38	
			←	☐; → F 187941; - ESP	24.9442-8004.5	230054	ATE Ø1 42 Ø2 38	
			➔	☐; F 125158→; → 09/01	24.9236-8001.5	230007	ATE Ø 36	
			➔	☐; F 125158→; → 09/01	24.9236-8002.5	230008	ATE Ø 36	
			➔	☐; → F 125157	24.9238-8035.5	230025	ATE Ø 38	
			➔	☐; → F 125157	24.9238-8036.5	230026	ATE Ø 38	
320 (129.064)	165	05/98→10/01	←	☐; → F 187941; - ESP	24.9442-8003.5	230053	ATE Ø1 42 Ø2 38	
			←	☐; → F 187941; - ESP	24.9442-8004.5	230054	ATE Ø1 42 Ø2 38	
			➔	☐; → F 187941; + ESP	13.2421-8025.2	210061	ATE Ø 42	
			➔	☐; F 187942→; → 09/01; - SL Edition	13.2421-8025.2	210061	ATE Ø 42	
			➔	☐; → F 187941; + ESP	13.2421-8026.2	210062	ATE Ø 42	
			➔	☐; F 187942→; → 09/01; - SL Edition	13.2421-8026.2	210062	ATE Ø 42	
			➔	☐; → F 187941; - ESP	24.9236-8001.5	230007	ATE Ø 36	
			➔	☐; → F 187941; - ESP	24.9236-8002.5	230008	ATE Ø 36	
			➔	☐; F 187942→; → 09/01; + SL Edition	24.9238-8035.5	230025	ATE Ø 38	
➔	☐; F 187942→; → 09/01; + SL Edition	24.9238-8036.5	230026	ATE Ø 38				
500 (129.067)	235	09/92→10/01	←	☐; 08/93→; → F103936; - AMG Technikpaket	24.9442-8003.5	230053	ATE Ø1 42 Ø2 38	
			←	☐; 08/93→; → F103936; - AMG Technikpaket	24.9442-8004.5	230054	ATE Ø1 42 Ø2 38	
			➔	☐; F 125158→; → 09/01; + ESP	13.2421-8025.2	210061	ATE Ø 42	
			➔	☐; F 125158→; → 09/01; + ESP	13.2421-8026.2	210062	ATE Ø 42	








	kw			 	! #		
<b>MERCEDES-BENZ - SL (R129) 03/89→12/01</b>							
<b> Bremssattel</b>							
500 (129.067)	235	09/92→10/01	➡	☐; F 125158→; → 09/01; - ESP	24.9236-8001.5	230007	ATE Ø 36
			➡	☐; F 125158→; → 09/01; - ESP	24.9236-8002.5	230008	ATE Ø 36
			➡	☐; F 103937→ F 125157	24.9238-8033.5	230015	ATE Ø 38
			➡	☐; F 103937→ F 125157	24.9238-8034.5	230016	ATE Ø 38
			➡	☐; 08/93→; → F 103936	24.9238-8035.5	230025	ATE Ø 38
			➡	☐; 08/93→; → F 103936	24.9238-8036.5	230026	ATE Ø 38
500 (129.068) 55 AMG	225 260	05/98→10/01 03/00→10/01	➡	☐; → 09/01; - SL Edition	13.2421-8025.2	210061	ATE Ø 42
			➡	☐; → 09/01; - SL Edition	13.2421-8026.2	210062	ATE Ø 42
			➡	☐; → 09/01; + SL Edition	24.9238-8035.5	230025	ATE Ø 38
			➡	☐; → 09/01; + SL Edition	24.9238-8036.5	230026	ATE Ø 38
600 (129.076)	290	07/92→10/01	➡	☐; 08/93→ 09/01	13.2421-8025.2	210061	ATE Ø 42
			➡	☐; → 07/93	13.2421-8025.2	210061	ATE Ø 42
			➡	☐; 08/93→ 09/01	13.2421-8026.2	210062	ATE Ø 42
			➡	☐; → 07/93	13.2421-8026.2	210062	ATE Ø 42
60 AMG (129.067)	280	05/97→10/01	←	☐; → F103936	24.9442-8003.5	230053	ATE Ø1 42 Ø2 38
			←	☐; → F103936	24.9442-8004.5	230054	ATE Ø1 42 Ø2 38
			➡	☐; F 125158→; → 09/01; + ESP	13.2421-8025.2	210061	ATE Ø 42
			➡	☐; F 125158→; → 09/01; + ESP	13.2421-8026.2	210062	ATE Ø 42
			➡	☐; F 125158→; → 09/01; - ESP	24.9236-8001.5	230007	ATE Ø 36
			➡	☐; F 125158→; → 09/01; - ESP	24.9236-8002.5	230008	ATE Ø 36
			➡	☐; F 103937→ F 125157	24.9238-8033.5	230015	ATE Ø 38
			➡	☐; F 103937→ F 125157	24.9238-8034.5	230016	ATE Ø 38
			➡	☐; → F 103936	24.9238-8035.5	230025	ATE Ø 38
			➡	☐; → F 103936	24.9238-8036.5	230026	ATE Ø 38
SL 73 AMG (129.076)	386	01/99→12/01	➡	☐; → 09/01	13.2421-8025.2	210061	ATE Ø 42
			➡	☐; → 09/01	13.2421-8026.2	210062	ATE Ø 42
<b>Dichtungssatz, Bremssattel</b>							
280 (129.058)	142	08/93→10/01	←	→ F 155734	13.0441-4214.2	250091	ATE
			←	F 155735→; → 09/01	13.0441-4214.2	250091	ATE
			➡	F 125158→; → 09/01	13.0441-3606.2	250147	ATE
			➡	→ F 125157	13.0441-3817.2	250071	ATE
280 (129.059)	150	05/98→10/01	←	→ F 187941; - ESP	13.0441-4214.2	250091	ATE
			➡	F 187941→; → 09/01; - ESP	13.0441-3606.2	250147	ATE
			➡	→ F 187941; + ESP	13.0441-4216.2	250093	ATE
			➡	F 187942→; → 09/01	13.0441-4216.2	250093	ATE
320 (129.063)	170	09/93→10/01	←	→ F 187941; - ESP	13.0441-4214.2	250091	ATE
			➡	F 125158→; → 09/01	13.0441-3606.2	250147	ATE
			➡	→ F 125157	13.0441-3817.2	250071	ATE
320 (129.064)	165	05/98→10/01	←	→ F 187941; - ESP	13.0441-4214.2	250091	ATE
			➡	→ F 187941; - ESP	13.0441-3606.2	250147	ATE
			➡	→ F 187941; + ESP	13.0441-4216.2	250093	ATE
			➡	F 187942→; → 09/01	13.0441-4216.2	250093	ATE
500 (129.067)	235	09/92→10/01	←	08/93→; → F103936; - AMG Technikpaket	13.0441-4214.2	250091	ATE
			←	F103937→; → 09/01; - AMG Technikpaket	13.0441-4214.2	250091	ATE
			←	F103937→; → 09/01; - ESP	13.0441-4214.2	250091	ATE
			←	08/93→ 09/01; + AMG Technikpaket	13.0441-4214.2	250091	ATE
			➡	F 125158→; → 09/01; - ESP	13.0441-3606.2	250147	ATE
			➡	F 103937→ F 125157	13.0441-3817.2	250071	ATE
			➡	08/93→; → F 103936	13.0441-3817.2	250071	ATE
500 (129.068) 55 AMG	225 260	05/98→10/01 03/00→10/01	➡	→ 09/01	13.0441-4216.2	250093	ATE
			↓				













	kw					! #		
<b>MERCEDES-BENZ - SL (R129) 03/89→12/01</b>								
<b>Dichtungssatz, Bremssattel</b>								
600 (129.076)	290	07/92→10/01	←	→ 07/93			13.0441-4214.2 250091	ATE
			←	08/93→ 09/01; - ESP			13.0441-4214.2 250091	ATE
			→	→ 07/93			13.0441-4216.2 250093	ATE
			→	08/93→ 09/01			13.0441-4216.2 250093	ATE
60 AMG (129.067)	280	05/97→10/01	←	→ F103936			13.0441-4214.2 250091	ATE
			←	F103937→; → 09/01; - ESP			13.0441-4214.2 250091	ATE
			→	F 125158→; → 09/01; - ESP			13.0441-3606.2 250147	ATE
			→	→ F 103936			13.0441-3817.2 250071	ATE
			→	F 103937→ F 125157			13.0441-3817.2 250071	ATE
SL 73 AMG (129.076)	386	01/99→12/01	←	→ 09/01; - ESP			13.0441-4214.2 250091	ATE
			→	→ 09/01			13.0441-4216.2 250093	ATE
<b>Schraube, Bremssattel</b>								
500 (129.067)	235	09/92→10/01	←	08/93→ 09/01; + AMG Technikpaket	4		13.8190-0242.1 990124	M12x1,5
			←	08/93→; → F103936; - AMG Technikpaket	4		13.8190-0242.1 990124	M12x1,5
			←	F103937→; → 09/01; - AMG Technikpaket	4		13.8190-0242.1 990124	M12x1,5
600 (129.076)	290	07/92→10/01	←	→ 07/93	4		13.8190-0242.1 990124	M12x1,5
			←	08/93→ 09/01	4		13.8190-0242.1 990124	M12x1,5
60 AMG (129.067)	280	05/97→10/01	←	→ F103936	4		13.8190-0242.1 990124	M12x1,5
			←	F103937→; → 09/01	4		13.8190-0242.1 990124	M12x1,5
SL 73 AMG (129.076)	386	01/99→12/01	←	→ 09/01	4		13.8190-0242.1 990124	M12x1,5
<b>Bremsschlauch</b>								
280 (129.058)	142	08/93→10/01	←	→ F125157	2		24.5101-0346.3 331406	L= 346
320 (129.063)	170	09/93→10/01	←	F125158→; → 09/01	2		83.7705-0342.3 331273	L= 340
60 AMG (129.067)	280	05/97→10/01	→	F 125158→; → 09/01	2		24.5123-0281.3 330877	L= 280
SL 73 AMG (129.076)	386	01/99→12/01	→	→ F 125157	2		83.7704-0281.3 330804	L= 280
280 (129.059)	150	05/98→10/01	←	→ 09/01	2		83.7705-0342.3 331273	L= 340
320 (129.064)	165	05/98→10/01	→	→ 09/01	2		24.5123-0281.3 330877	L= 280
500 (129.068)	225	05/98→10/01	→	→ 09/01	2		24.5123-0281.3 330877	L= 280
55 AMG	260	03/00→10/01	→	→ 09/01	2		24.5123-0281.3 330877	L= 280
500 (129.067)	235	09/92→10/01	←	08/93→; → F125157	2		24.5101-0346.3 331406	L= 346
			←	F125158→; → 09/01	2		83.7705-0342.3 331273	L= 340
			→	F 125158→; → 09/01	2		24.5123-0281.3 330877	L= 280
			→	08/93→; → F 125157	2		83.7704-0281.3 330804	L= 280
600 (129.076)	290	07/92→10/01	←	08/93→; → F125157	2		24.5101-0346.3 331406	L= 346
			←	→ 07/93	2		24.5101-0346.3 331406	L= 346
			←	F125158→; → 09/01	2		83.7705-0342.3 331273	L= 340
			→	F 125158→; → 09/01	2		24.5123-0281.3 330877	L= 280
			→	→ 07/93	2		83.7704-0281.3 330804	L= 280
→	08/93→; → F 125157	2		83.7704-0281.3 330804	L= 280			
<b>MERCEDES-BENZ - SL (R230) 10/01→01/12</b>								
<b>Bremssattel</b>								
280 (230.454)	170	03/08→01/12	→	☐; → 11/11; für Fahrzeuge mit Sportpaket			11.9426-9959.2 220801	ATE Ø 42 - Halter
300 (230.454)	170	04/09→01/12	→	☐; → 11/11; für Fahrzeuge mit Sportpaket			11.9426-9960.2 220802	ATE Ø 42 - Halter
350 (230.456)	200	03/06→01/12	→	☐; → 11/11; für Fahrzeuge ohne Sportpaket			24.3426-9989.5 240647	ATE Ø 42 - Halter
			→	☐; → 11/11; für Fahrzeuge ohne Sportpaket			24.3426-9990.5 240648	ATE Ø 42 - Halter
350 (230.458)	232	04/08→01/12	→	☐; → 11/11; für Fahrzeuge mit Sportpaket			11.9426-9959.2 220801	ATE Ø 42 - Halter
			→	☐; → 11/11; für Fahrzeuge mit Sportpaket			11.9426-9960.2 220802	ATE Ø 42 - Halter
↓								








	kw					! #		
<b>MERCEDES-BENZ - SL (R230) 10/01→01/12</b>								
 <b>Bremssattel</b>								
350 (230.458)	232	04/08→01/12	➡	☐; → 11/11; für Fahrzeuge ohne Sportpaket		24.3426-9991.5	240954	ATE Ø 42 - Halter
350 (230.467)	180	03/03→01/12	➡	☐; → 11/11		24.3426-9989.5	240647	ATE Ø 42 - Halter
			➡	☐; → 11/11		24.3426-9990.5	240648	ATE Ø 42 - Halter
500 (230.471)	285	03/06→01/12	➡	☐; → 11/11		11.9426-9959.2	220801	ATE Ø 42 - Halter
			➡	☐; → 11/11		11.9426-9960.2	220802	ATE Ø 42 - Halter
500 (230.475)	225	10/01→01/12	➡	☐; → 11/11		24.3426-9991.5	240954	ATE Ø 42 - Halter
<b>Halter, Bremssattel</b>								
350 (230.458)	232	04/08→01/12	➡	→ 11/11; für Fahrzeuge ohne Sportpaket		11.8170-0611.1	260116	ATE
500 (230.475)	225	10/01→01/12	➡	→ 11/11		11.8170-0611.1	260116	ATE
<b>Feder, Bremssattel</b>								
280 (230.454)	170	03/08→01/12		→ 11/11	2	11.8116-0086.2	390606	ATE
300 (230.454)	170	04/09→01/12						
350 (230.456)	200	03/06→01/12						
500 (230.471)	285	03/06→01/12						
350 (230.458)	232	04/08→01/12		→ 11/11; für Fahrzeuge mit Sportpaket	2	11.8116-0086.2	390606	ATE
				→ 11/11; für Fahrzeuge ohne Sportpaket	2	11.8116-0323.1	390459	ATE
350 (230.467)	180	03/03→01/12		→ 11/11	2	11.8116-0323.1	390459	ATE
500 (230.475)	225	10/01→01/12						
<b>Führungshülzensatz, Bremssattel</b>								
280 (230.454)	170	03/08→01/12	➡	→ 11/11		11.0101-5407.2	260011	ATE
300 (230.454)	170	04/09→01/12						
350 (230.456)	200	03/06→01/12						
350 (230.458)	232	04/08→01/12						
350 (230.467)	180	03/03→01/12						
500 (230.471)	285	03/06→01/12						
500 (230.475)	225	10/01→01/12						
<b>Führungsbolzen, Bremssattel</b>								
280 (230.454)	170	03/08→01/12		→ 11/11		11.8171-0008.1	990049	ATE
300 (230.454)	170	04/09→01/12						
350 (230.456)	200	03/06→01/12						
350 (230.458)	232	04/08→01/12						
500 (230.471)	285	03/06→01/12						
500 (230.475)	225	10/01→01/12						
350 (230.467)	180	03/03→01/12		→ 11/11		11.8171-0072.1	250154	ATE
<b>Dichtungssatz, Bremssattel</b>								
350 (230.458)	232	04/08→01/12	➡	→ 11/11; für Fahrzeuge ohne Sportpaket		11.0441-4203.2	250013	ATE
350 (230.467)	180	03/03→01/12	➡	→ 11/11		11.0441-4203.2	250013	ATE
500 (230.475)	225	10/01→01/12						
<b>Schraube, Bremssattel</b>								
280 (230.454)	170	03/08→01/12	⬅	→ 11/11; für Fahrzeuge ohne Sportpaket	4	13.8190-0330.1	990134	M12x1,5
300 (230.454)	170	04/09→01/12						
350 (230.456)	200	03/06→01/12						
350 (230.458)	232	04/08→01/12						
350 (230.467)	180	03/03→01/12	⬅	→ 11/11	4	13.8190-0330.1	990134	M12x1,5
500 (230.475)	225	10/01→01/12						
 <b>Bremsschlauch</b>								
280 (230.454)	170	03/08→01/12	⬅	→ 11/11	2	83.7715-0380.3	331269	L= 380
300 (230.454)	170	04/09→01/12						
350 (230.456)	200	03/06→01/12	➡	→ 11/11	2	24.5172-0305.3	331312	L= 305
350 (230.458)	232	04/08→01/12						
350 (230.467)	180	03/03→01/12						
500 (230.471)	285	03/06→01/12						
500 (230.475)	225	10/01→01/12						
55 AMG (230.472)	380	03/06→01/12						
55 AMG Kompressor (230.474)	368	06/02→01/12						
600 (230.476)	368	04/03→01/12						
600 (230.477)	380	03/06→01/12						
63 AMG (230.470)	386	03/08→01/12						
65 AMG (230.479)	450	03/04→01/12						
55 AMG (230.474)	350	10/01→06/02	⬅		2	83.7715-0380.3	331269	L= 380
			➡		2	24.5172-0305.3	331312	L= 305
65 AMG Black Series (230.479)	493	07/08→01/12	➡	→ 11/11	2	24.5238-0255.3	330674	L= 255

	kw					! #		
<b>MERCEDES-BENZ - SLC (R172) 01/16→</b>								
 <b>Bremssattel</b>								
180 (172.431)	115	01/16→	←	☐; für Fahrzeuge ohne Sportpaket		24.3606-1707.7	221011	TRW Ø 60 - Halter
			←	☐; für Fahrzeuge ohne Sportpaket		24.3606-1708.7	221012	TRW Ø 60 - Halter
 <b>Bremsschlauch</b>								
180 (172.431)	115	01/16→	←		2	83.7705-0386.3	330828	L= 385
200 (172.434)	135	01/16→	→		2	83.7713-0294.3	331518	L= 295
250 d (172.404)	150	01/16→10/17						
300 (172.438)	180	01/16→						
AMG SLC 43 (172.466)	270	01/16→						
<b>MERCEDES-BENZ - SLK (R170) 04/96→04/04</b>								
 <b>Bremssattel</b>								
200 (170.435)	100	09/96→03/00	←	☐		11.3571-8512.2	220316	ATE Ø 57 - Halter
200 Kompressor (170.445)	141	10/96→03/00				24.3571-8512.5	240492	ATE Ø 57 - Halter
230 Kompressor (170.447)	142	09/96→03/00	←	☐		24.3571-8511.5	240491	ATE Ø 57 - Halter
			→	☐; F017688→		13.2361-8003.2	210220	ATE Ø 36
			→	☐; F017688→		13.2361-8004.2	210221	ATE Ø 36
			→	☐; → F017687		24.9238-8035.5	230025	ATE Ø 38
			→	☐; → F017687		24.9238-8036.5	230026	ATE Ø 38
200 Kompressor (170.444)	120	03/00→04/04	←	☐; → 03/04		11.3571-8512.2	220316	ATE Ø 57 - Halter
230 Kompressor (170.449)	145	03/00→04/04	←	☐; → 03/04		24.3571-8511.5	240491	ATE Ø 57 - Halter
			→	☐; → 03/04		13.2361-8003.2	210220	ATE Ø 36
			→	☐; → 03/04		13.2361-8004.2	210221	ATE Ø 36
320 (170.465)	160	03/00→04/04	←	☐; 04/00→ 03/04		11.3571-8509.2	220313	ATE Ø 57 - Halter
			←	☐; 04/00→ 03/04		11.3571-8510.2	220314	ATE Ø 57 - Halter
			→	☐; 04/00→ 03/04		13.2361-8003.2	210220	ATE Ø 36
			→	☐; 04/00→ 03/04		13.2361-8004.2	210221	ATE Ø 36
32 AMG Kompressor (170.466)	260	03/01→04/04	←	☐; → 03/04		11.9441-9971.2	220839	ATE Ø 44 - Halter
			←	☐; → 03/04		11.9441-9972.2	220840	ATE Ø 44 - Halter
			→	☐; → 03/04		13.2421-8025.2	210061	ATE Ø 42
			→	☐; → 03/04		13.2421-8026.2	210062	ATE Ø 42
<b>Halter, Bremssattel</b>								
200 (170.435)	100	09/96→03/00	←		2	11.8170-0401.1	260103	ATE
200 Kompressor (170.445)	141	10/96→03/00						
230 Kompressor (170.447)	142	09/96→03/00						
200 Kompressor (170.444)	120	03/00→04/04	←	→ 03/04	2	11.8170-0401.1	260103	ATE
230 Kompressor (170.449)	145	03/00→04/04						
<b>Feder, Bremssattel</b>								
200 (170.435)	100	09/96→03/00	←		2	11.8116-0253.1	390512	ATE
200 Kompressor (170.445)	141	10/96→03/00						
230 Kompressor (170.447)	142	09/96→03/00						
200 Kompressor (170.444)	120	03/00→04/04	←	→ 03/04	2	11.8116-0253.1	390512	ATE
230 Kompressor (170.449)	145	03/00→04/04						
320 (170.465)	160	03/00→04/04	←	04/00→ 03/04	2	11.8116-0253.1	390512	ATE
32 AMG Kompressor (170.466)	260	03/01→04/04		→ 03/04	2	11.8116-0133.1	390511	ATE
<b>Führungshülzensatz, Bremssattel</b>								
200 (170.435)	100	09/96→03/00	←			11.0101-5407.2	260011	ATE
200 Kompressor (170.445)	141	10/96→03/00						
230 Kompressor (170.447)	142	09/96→03/00						
200 Kompressor (170.444)	120	03/00→04/04	←	→ 03/04		11.0101-5407.2	260011	ATE
230 Kompressor (170.449)	145	03/00→04/04						










	kW					! #		
<b>MERCEDES-BENZ - SLK (R170) 04/96→04/04</b>								
<b>Führungshülzensatz, Bremssattel</b>								
320 (170.465)	160	03/00→04/04	←	04/00→ 03/04			11.0101-5407.2 260011	ATE
32 AMG Kompressor (170.466)	260	03/01→04/04	←	→ 03/04			11.0101-5704.2 260095	ATE
<b>Führungsbolzen, Bremssattel</b>								
200 (170.435)	100	09/96→03/00	←				11.8171-0008.1 990049	ATE
200 Kompressor (170.445)	141	10/96→03/00						
230 Kompressor (170.447)	142	09/96→03/00						
200 Kompressor (170.444)	120	03/00→04/04	←	→ 03/04			11.8171-0008.1 990049	ATE
230 Kompressor (170.449)	145	03/00→04/04						
320 (170.465)	160	03/00→04/04	←	04/00→ 03/04			11.8171-0008.1 990049	ATE
32 AMG Kompressor (170.466)	260	03/01→04/04		→ 03/04			11.8171-0096.1 250155	ATE
<b>Dichtungssatz, Bremssattel</b>								
200 (170.435)	100	09/96→03/00	←				11.0441-5703.2 250145	ATE
200 Kompressor (170.445)	141	10/96→03/00	→	F017688→			13.0441-3609.2 250057	ATE
230 Kompressor (170.447)	142	09/96→03/00	→	→ F017687			13.0441-3817.2 250071	ATE
200 Kompressor (170.444)	120	03/00→04/04	←	→ 03/04			11.0441-5703.2 250145	ATE
230 Kompressor (170.449)	145	03/00→04/04	→	→ 03/04			13.0441-3609.2 250057	ATE
320 (170.465)	160	03/00→04/04	←	04/00→ 03/04			11.0441-5703.2 250145	ATE
			→	04/00→ 03/04			13.0441-3609.2 250057	ATE
32 AMG Kompressor (170.466)	260	03/01→04/04	→	→ 03/04			13.0441-4216.2 250093	ATE
<b>Schraube, Bremssattel</b>								
200 (170.435)	100	09/96→03/00	←		4	13.8190-0330.1 990134	M12x1,5	
200 Kompressor (170.445)	141	10/96→03/00						
230 Kompressor (170.447)	142	09/96→03/00						
200 Kompressor (170.444)	120	03/00→04/04	←	→ 03/04	4	13.8190-0330.1 990134	M12x1,5	
230 Kompressor (170.449)	145	03/00→04/04						
320 (170.465)	160	03/00→04/04	←	04/00→ 03/04	4	13.8190-0330.1 990134	M12x1,5	
<b>Bremsschlauch</b>								
200 (170.435)	100	09/96→03/00	←		2	83.7705-0386.3 330828	L= 385	
200 Kompressor (170.445)	141	10/96→03/00	→		2	24.5123-0281.3 330877	L= 280	
230 Kompressor (170.447)	142	09/96→03/00						
200 Kompressor (170.444)	120	03/00→04/04	←	→ 03/04	2	83.7705-0386.3 330828	L= 385	
230 Kompressor (170.449)	145	03/00→04/04	→	→ 03/04	2	24.5123-0281.3 330877	L= 280	
32 AMG Kompressor (170.466)	260	03/01→04/04						
320 (170.465)	160	03/00→04/04	←	04/00→ 03/04	2	83.7705-0386.3 330828	L= 385	
			→	04/00→ 03/04	2	24.5123-0281.3 330877	L= 280	
<b>MERCEDES-BENZ - SLK (R171) 03/04→12/11</b>								
<b>Bremssattel</b>								
200 Kompressor (171.442)	120	03/04→02/11	←	☐; → F 197201; für Fahrzeuge ohne Sportpaket		24.3571-1739.5 240944	TRW Ø 57 - Halter	
			←	☐; → F 197201; für Fahrzeuge ohne Sportpaket		24.3571-1740.5 240945	TRW Ø 57 - Halter	
			→	☐; → 01/11; für Fahrzeuge ohne Sportpaket		13.9361-0023.2 210241	ATE Ø 36	
			→	☐; → 01/11; für Fahrzeuge ohne Sportpaket		13.9361-0024.2 210242	ATE Ø 36	
200 Kompressor (171.445)	135	01/08→02/11	←	☐; → F 197201; für Fahrzeuge ohne Sportpaket		24.3571-1739.5 240944	TRW Ø 57 - Halter	
			←	☐; → F 197201; für Fahrzeuge ohne Sportpaket		24.3571-1740.5 240945	TRW Ø 57 - Halter	
↓								










	kw			 	! #		
<b>MERCEDES-BENZ - SLK (R171) 03/04→12/11</b>							
 <b>Bremssattel</b>							
200 Kompressor (171.445)	135	01/08→02/11	➡	☐; → 01/11; für Fahrzeuge ohne Sportpaket	13.9361-0023.2	210241	ATE Ø 36
			➡	☐; → 01/11; für Fahrzeuge ohne Sportpaket	13.9361-0024.2	210242	ATE Ø 36
			➡	☐; → 01/11; für Fahrzeuge mit Sportpaket	13.9361-0035.2	210253	ATE Ø 36
			➡	☐; → 01/11; für Fahrzeuge mit Sportpaket	13.9361-0036.2	210254	ATE Ø 36
280 (171.454)	170	01/05→02/11	←	☐; 04/05→ 01/11; für Fahrzeuge ohne Sportpaket	24.3571-1721.5	240910	TRW Ø 57 - Halter
			←	☐; 04/05→ 01/11; für Fahrzeuge ohne Sportpaket	24.3571-1722.7	220556	TRW Ø 57 - Halter
			➡	☐; 04/05→ 01/11; für Fahrzeuge ohne Sportpaket	13.9361-0023.2	210241	ATE Ø 36
			➡	☐; 04/05→ 01/11; für Fahrzeuge ohne Sportpaket	13.9361-0024.2	210242	ATE Ø 36
			➡	☐; 04/05→ 01/11; für Fahrzeuge mit Sportpaket	13.9361-0035.2	210253	ATE Ø 36
			➡	☐; 04/05→ 01/11; für Fahrzeuge mit Sportpaket	13.9361-0036.2	210254	ATE Ø 36
300 (171.454)	170	04/09→02/11	←	☐; → 01/11; für Fahrzeuge ohne Sportpaket	24.3571-1721.5	240910	TRW Ø 57 - Halter
			←	☐; → 01/11; für Fahrzeuge ohne Sportpaket	24.3571-1722.7	220556	TRW Ø 57 - Halter
			➡	☐; → 01/11; für Fahrzeuge ohne Sportpaket	13.9361-0023.2	210241	ATE Ø 36
			➡	☐; → 01/11; für Fahrzeuge ohne Sportpaket	13.9361-0024.2	210242	ATE Ø 36
			➡	☐; → 01/11; für Fahrzeuge mit Sportpaket	13.9361-0035.2	210253	ATE Ø 36
			➡	☐; → 01/11; für Fahrzeuge mit Sportpaket	13.9361-0036.2	210254	ATE Ø 36
350 (171.456) 350 (171.458)	200 224	06/04→02/11 01/08→02/11	➡	☐; → 01/11	13.9361-0035.2	210253	ATE Ø 36
			➡	☐; → 01/11	13.9361-0036.2	210254	ATE Ø 36
<b>Dichtungssatz, Bremssattel</b>							
200 Kompressor (171.442)	120	03/04→02/11	➡	→ 01/11; für Fahrzeuge ohne Sportpaket	13.0441-3609.2	250057	ATE
200 Kompressor (171.445)	135	01/08→02/11	➡	→ 01/11	13.0441-3609.2	250057	ATE
300 (171.454) 350 (171.456) 350 (171.458)	170 200 224	04/09→02/11 06/04→02/11 01/08→02/11					
280 (171.454)	170	01/05→02/11	➡	04/05→ 01/11	13.0441-3609.2	250057	ATE
<b>Zubehörsatz, Bremssattel</b>							
200 Kompressor (171.442)	120	03/04→02/11	←	→ F 197201; für Fahrzeuge ohne Sportpaket	24.0101-3803.2	260101	TRW
200 Kompressor (171.445)	135	01/08→02/11					
<b>Schraube, Bremssattel</b>							
55 AMG (171.473) 55 AMG (171.473)	265 294	06/04→02/11 06/06→02/11		→ F 194373; - AMG Black Series	13.8190-0330.1	990134	M12x1,5
 <b>Bremsschlauch</b>							
200 Kompressor (171.442)	120	03/04→02/11	←	→ 01/11	2	83.7705-0386.3	330828 L= 385
200 Kompressor (171.445)	135	01/08→02/11	➡	→ 01/11	2	24.5123-0281.3	330877 L= 280
300 (171.454) 350 (171.456) 350 (171.458)	170 200 224	04/09→02/11 06/04→02/11 01/08→02/11					
55 AMG (171.473) 55 AMG (171.473)	265 294	06/04→02/11 06/06→02/11					
280 (171.454)	170	01/05→02/11	←	04/05→ 01/11	2	83.7705-0386.3	330828 L= 385
			➡	04/05→ 01/11	2	24.5123-0281.3	330877 L= 280
<b>MERCEDES-BENZ - SLK (R172) 01/11→</b>							
 <b>Bremssattel</b>							
200 (172.448)	135	02/11→	←	☐; für Fahrzeuge ohne Sportpaket	24.3606-1707.7	221011	TRW Ø 60 - Halter
			←	☐; für Fahrzeuge ohne Sportpaket	24.3606-1708.7	221012	TRW Ø 60 - Halter
↓							








	kW			 	! #			
<b>MERCEDES-BENZ - SLK (R172) 01/11→</b>								
<b>Bremsschlauch</b>								
200 (172.434)	135	04/15→	←		2	83.7705-0386.3	330828	L= 385
200 (172.448)	135	02/11→						
250 (172.447)	150	02/11→	→		2	83.7713-0294.3	331518	L= 295
250 CDI / d (172.403)	150	01/12→						
300 (172.438)	180	07/15→						
350 (172.457)	225	02/11→						
55 AMG (172.475)	310	01/12→						
<b>MERCEDES-BENZ - SPRINTER 2-t Bus (901, 902) 01/95→05/06</b>								
<b>Bremssattel</b>								
208 CDI	60	04/00→05/06	←	<input type="checkbox"/>		24.3441-1701.5	240331	PER Ø 44 - Halter
208 D	58	02/95→04/00				24.3601-8513.5	240687	ATE Ø 60 - Halter
210 D	75	03/97→04/00	→					
211 CDI	80	04/00→05/06	←	<input type="checkbox"/>		24.3441-1702.5	240332	PER Ø 44 - Halter
212 D	90	02/95→04/00				24.3601-8514.5	240688	ATE Ø 60 - Halter
213 CDI	95	04/00→05/06						
214 (902.071, 902.072, 902.671, 902.672)	105	02/95→05/06	→	<input type="checkbox"/>		11.3451-8501.2	220389	ATE Ø 45 - Halter
214 NGT	95	02/95→05/06				11.3521-8501.2	220391	ATE Ø 52 - Halter
216 CDI	115	04/00→05/06	→	<input type="checkbox"/>		24.3521-1707.5	240471	BOS Ø 52 - Halter
						11.3451-8502.2	220390	ATE Ø 45 - Halter
						11.3521-8502.2	220392	ATE Ø 52 - Halter
						24.3521-1708.5	240472	BOS Ø 52 - Halter
<b>Halter, Bremssattel</b>								
208 CDI	60	04/00→05/06	←			11.8170-0510.1	260111	ATE
208 D	58	02/95→04/00						
210 D	75	03/97→04/00	→			11.8170-0407.1	260114	ATE
211 CDI	80	04/00→05/06						
212 D	90	02/95→04/00						
213 CDI	95	04/00→05/06						
214 (902.071, 902.072, 902.671, 902.672)	105	02/95→05/06						
214 NGT	95	02/95→05/06						
216 CDI	115	04/00→05/06						
<b>Feder, Bremssattel</b>								
208 CDI	60	04/00→05/06	←		2	11.8116-0200.1	390505	ATE
208 D	58	02/95→04/00						
210 D	75	03/97→04/00	→		2	11.8116-0172.1	390500	ATE
211 CDI	80	04/00→05/06				11.8116-0191.1	390522	ATE
212 D	90	02/95→04/00						
213 CDI	95	04/00→05/06						
214 (902.071, 902.072, 902.671, 902.672)	105	02/95→05/06						
214 NGT	95	02/95→05/06						
216 CDI	115	04/00→05/06						
<b>Führungshülzensatz, Bremssattel</b>								
208 CDI	60	04/00→05/06	←			11.0101-5704.2	260095	ATE
208 D	58	02/95→04/00						
210 D	75	03/97→04/00	→			11.0101-5407.2	260011	ATE
211 CDI	80	04/00→05/06						
212 D	90	02/95→04/00						
213 CDI	95	04/00→05/06						
214 (902.071, 902.072, 902.671, 902.672)	105	02/95→05/06						
214 NGT	95	02/95→05/06						
216 CDI	115	04/00→05/06						
<b>Führungsbolzen, Bremssattel</b>								
208 CDI	60	04/00→05/06	←			11.8171-0008.1	990049	ATE
208 D	58	02/95→04/00						
210 D	75	03/97→04/00	→			11.8171-0008.1	990049	ATE
211 CDI	80	04/00→05/06						
212 D	90	02/95→04/00						
213 CDI	95	04/00→05/06						
214 (902.071, 902.072, 902.671, 902.672)	105	02/95→05/06						
214 NGT	95	02/95→05/06						
216 CDI	115	04/00→05/06						
<b>Dichtungssatz, Bremssattel</b>								
208 CDI	60	04/00→05/06	←			11.0441-6007.2	250146	ATE
208 D	58	02/95→04/00						
210 D	75	03/97→04/00	→			11.0441-4502.2	250143	ATE
211 CDI	80	04/00→05/06				11.0441-5203.2	250144	ATE
212 D	90	02/95→04/00						
213 CDI	95	04/00→05/06						
↓								




	kW					! #		
<b>MERCEDES-BENZ - SPRINTER 2-t Bus (901, 902) 01/95→05/06</b>								
<b>Dichtungssatz, Bremsattel</b>								
214 (902.071, 902.072, 902.671, 902.672)	105	02/95→05/06	←				11.0441-6007.2 250146	ATE
214 NGT	95	02/95→05/06	→				11.0441-4502.2 250143	ATE
216 CDI	115	04/00→05/06					11.0441-5203.2 250144	ATE
<b> Bremsschlauch</b>								
208 CDI	60	04/00→05/06	←		2	83.7716-0363.3 330829	L= 363	
208 D	58	02/95→04/00						
210 D	75	03/97→04/00	→		2	83.7716-0363.3 330829	L= 363	
211 CDI	80	04/00→05/06						
212 D	90	02/95→04/00						
213 CDI	95	04/00→05/06						
214 (902.071, 902.072, 902.671, 902.672)	105	02/95→05/06						
214 NGT	95	02/95→05/06						
216 CDI	115	04/00→05/06						
<b>MERCEDES-BENZ - SPRINTER 2-t Kasten (901, 902) 01/95→05/06</b>								
<b> Bremsattel</b>								
208 CDI	60	04/00→05/06	←	☐			24.3441-1701.5 240331	PER Ø 44 - Halter
208 D	58	02/95→04/00					24.3601-8513.5 240687	ATE Ø 60 - Halter
208 D	60	10/96→04/00	→					
210 D	75	01/97→04/00	←	☐			24.3441-1702.5 240332	PER Ø 44 - Halter
211 CDI	80	04/00→05/06					24.3601-8514.5 240688	ATE Ø 60 - Halter
212 D	90	02/95→04/00	→	☐			11.3451-8501.2 220389	ATE Ø 45 - Halter
213 CDI	95	04/00→05/06					11.3521-8501.2 220391	ATE Ø 52 - Halter
214	105	02/95→05/06					24.3521-1707.5 240471	BOS Ø 52 - Halter
214 NGT	95	02/95→05/06						
216 CDI	115	04/00→05/06	→	☐			11.3451-8502.2 220390	ATE Ø 45 - Halter
							11.3521-8502.2 220392	ATE Ø 52 - Halter
							24.3521-1708.5 240472	BOS Ø 52 - Halter
<b>Halter, Bremsattel</b>								
208 CDI	60	04/00→05/06	←				11.8170-0510.1 260111	ATE
208 D	58	02/95→04/00						
208 D	60	10/96→04/00	→				11.8170-0407.1 260114	ATE
210 D	75	01/97→04/00						
211 CDI	80	04/00→05/06						
212 D	90	02/95→04/00						
213 CDI	95	04/00→05/06						
214	105	02/95→05/06						
214 NGT	95	02/95→05/06						
216 CDI	115	04/00→05/06						
<b>Feder, Bremsattel</b>								
208 CDI	60	04/00→05/06	←		2	11.8116-0200.1 390505	ATE	
208 D	58	02/95→04/00						
208 D	60	10/96→04/00	→		2	11.8116-0172.1 390500	ATE	
210 D	75	01/97→04/00				11.8116-0191.1 390522	ATE	
211 CDI	80	04/00→05/06						
212 D	90	02/95→04/00						
213 CDI	95	04/00→05/06						
214	105	02/95→05/06						
214 NGT	95	02/95→05/06						
216 CDI	115	04/00→05/06						
<b>Führungshülzensatz, Bremsattel</b>								
208 CDI	60	04/00→05/06	←				11.0101-5704.2 260095	ATE
208 D	58	02/95→04/00						
208 D	60	10/96→04/00	→				11.0101-5407.2 260011	ATE
210 D	75	01/97→04/00						
211 CDI	80	04/00→05/06						
212 D	90	02/95→04/00						
213 CDI	95	04/00→05/06						
214	105	02/95→05/06						
214 NGT	95	02/95→05/06						
216 CDI	115	04/00→05/06						
<b>Führungsbolzen, Bremsattel</b>								
208 CDI	60	04/00→05/06	←				11.8171-0008.1 990049	ATE
208 D	58	02/95→04/00						
208 D	60	10/96→04/00	→				11.8171-0008.1 990049	ATE
210 D	75	01/97→04/00						
211 CDI	80	04/00→05/06						
212 D	90	02/95→04/00						
213 CDI	95	04/00→05/06						
214	105	02/95→05/06						
214 NGT	95	02/95→05/06						
216 CDI	115	04/00→05/06						

	kW					! #		
<b>MERCEDES-BENZ - SPRINTER 2-t Kasten (901, 902) 01/95→05/06</b>								
<b>Dichtungssatz, Bremsattel</b>								
208 CDI	60	04/00→05/06	←				11.0441-6007.2 250146	ATE
208 D	58	02/95→04/00	→				11.0441-4502.2 250143	ATE
208 D	60	10/96→04/00					11.0441-5203.2 250144	ATE
210 D	75	01/97→04/00						
211 CDI	80	04/00→05/06						
212 D	90	02/95→04/00						
213 CDI	95	04/00→05/06						
214	105	02/95→05/06						
214 NGT	95	02/95→05/06						
216 CDI	115	04/00→05/06						
<b>Bremsschlauch</b>								
208 CDI	60	04/00→05/06	←		2	83.7716-0363.3 330829	L= 363	
208 D	58	02/95→04/00	→		2	83.7716-0363.3 330829	L= 363	
208 D	60	10/96→04/00						
210 D	75	01/97→04/00						
211 CDI	80	04/00→05/06						
212 D	90	02/95→04/00						
213 CDI	95	04/00→05/06						
214	105	02/95→05/06						
214 NGT	95	02/95→05/06						
216 CDI	115	04/00→05/06						
<b>MERCEDES-BENZ - SPRINTER 2-t Pritsche/Fahrgestell (901, 902) 01/95→05/06</b>								
<b>Bremssattel</b>								
208 CDI	60	04/00→05/06	←	<input type="checkbox"/>		24.3441-1701.5 240331	PER Ø 44 - Halter	
208 D	60	09/96→04/00	→			24.3601-8513.5 240687	ATE Ø 60 - Halter	
210 D	75	01/97→04/00					24.3441-1702.5 240332	PER Ø 44 - Halter
211 CDI	80	04/00→05/06	←	<input type="checkbox"/>		24.3601-8514.5 240688	ATE Ø 60 - Halter	
213 CDI	95	04/00→05/06	→	<input type="checkbox"/>		11.3451-8501.2 220389	ATE Ø 45 - Halter	
214 (902.011, 902.012, 902.611, 902.612)	105	02/95→05/06					11.3521-8501.2 220391	ATE Ø 52 - Halter
214 NGT	95	02/95→05/06	→	<input type="checkbox"/>		24.3521-1707.5 240471	BOS Ø 52 - Halter	
216 CDI	115	04/00→05/06					11.3451-8502.2 220390	ATE Ø 45 - Halter
						11.3521-8502.2 220392	ATE Ø 52 - Halter	
						24.3521-1708.5 240472	BOS Ø 52 - Halter	
208 D	58	01/95→04/00	←	<input type="checkbox"/> ; 02/95→		24.3441-1701.5 240331	PER Ø 44 - Halter	
				<input type="checkbox"/> ; 02/95→		24.3601-8513.5 240687	ATE Ø 60 - Halter	
			←	<input type="checkbox"/> ; 02/95→		24.3441-1702.5 240332	PER Ø 44 - Halter	
				<input type="checkbox"/> ; 02/95→		24.3601-8514.5 240688	ATE Ø 60 - Halter	
			→	<input type="checkbox"/> ; 02/95→		11.3451-8501.2 220389	ATE Ø 45 - Halter	
						11.3521-8501.2 220391	ATE Ø 52 - Halter	
						24.3521-1707.5 240471	BOS Ø 52 - Halter	
			→	<input type="checkbox"/> ; 02/95→		11.3451-8502.2 220390	ATE Ø 45 - Halter	
						11.3521-8502.2 220392	ATE Ø 52 - Halter	
						24.3521-1708.5 240472	BOS Ø 52 - Halter	
212 D	90	02/95→04/00	←	<input type="checkbox"/>		24.3441-1701.5 240331	PER Ø 44 - Halter	
				<input type="checkbox"/>		24.3601-8513.5 240687	ATE Ø 60 - Halter	
			←	<input type="checkbox"/>		24.3441-1702.5 240332	PER Ø 44 - Halter	
				<input type="checkbox"/>		24.3601-8514.5 240688	ATE Ø 60 - Halter	
			→	<input type="checkbox"/>		11.3451-8501.2 220389	ATE Ø 45 - Halter	
			→	<input type="checkbox"/>		11.3451-8502.2 220390	ATE Ø 45 - Halter	
<b>Halter, Bremsattel</b>								
208 CDI	60	04/00→05/06	←			11.8170-0510.1 260111	ATE	
208 D	60	09/96→04/00	→			11.8170-0407.1 260114	ATE	
210 D	75	01/97→04/00						
211 CDI	80	04/00→05/06						
213 CDI	95	04/00→05/06						
214 (902.011, 902.012, 902.611, 902.612)	105	02/95→05/06						
214 NGT	95	02/95→05/06						
216 CDI	115	04/00→05/06						
208 D	58	01/95→04/00	←	02/95→		11.8170-0510.1 260111	ATE	
			→	02/95→		11.8170-0407.1 260114	ATE	
212 D	90	02/95→04/00	←			11.8170-0510.1 260111	ATE	
<b>Feder, Bremsattel</b>								
208 CDI	60	04/00→05/06	←		2	11.8116-0200.1 390505	ATE	
208 D	60	09/96→04/00	→		2	11.8116-0172.1 390500	ATE	
210 D	75	01/97→04/00						




	kW			 	! #		
<b>MERCEDES-BENZ - SPRINTER 2-t Pritsche/Fahrgestell (901, 902) 01/95—05/06</b>							
<b>Feder, Bremssattel</b>							
211 CDI	80	04/00→05/06	➔			11.8116-0191.1	390522 ATE
213 CDI	95	04/00→05/06					
214 (902.011, 902.012, 902.611, 902.612)	105	02/95→05/06					
214 NGT	95	02/95→05/06					
216 CDI	115	04/00→05/06					
208 D	58	01/95→04/00	➔	02/95→	2	11.8116-0200.1	390505 ATE
			➔	02/95→	2	11.8116-0172.1	390500 ATE
						11.8116-0191.1	390522 ATE
212 D	90	02/95→04/00	➔		2	11.8116-0200.1	390505 ATE
			➔		2	11.8116-0172.1	390500 ATE
<b>Führungshülzensatz, Bremssattel</b>							
208 CDI	60	04/00→05/06	➔			11.0101-5704.2	260095 ATE
208 D	60	09/96→04/00					
210 D	75	01/97→04/00	➔			11.0101-5407.2	260011 ATE
211 CDI	80	04/00→05/06					
212 D	90	02/95→04/00					
213 CDI	95	04/00→05/06					
214 (902.011, 902.012, 902.611, 902.612)	105	02/95→05/06					
214 NGT	95	02/95→05/06					
216 CDI	115	04/00→05/06					
208 D	58	01/95→04/00	➔	02/95→		11.0101-5704.2	260095 ATE
			➔	02/95→		11.0101-5407.2	260011 ATE
<b>Führungsbolzen, Bremssattel</b>							
208 CDI	60	04/00→05/06	➔			11.8171-0008.1	990049 ATE
208 D	60	09/96→04/00					
210 D	75	01/97→04/00	➔			11.8171-0008.1	990049 ATE
211 CDI	80	04/00→05/06					
212 D	90	02/95→04/00					
213 CDI	95	04/00→05/06					
214 (902.011, 902.012, 902.611, 902.612)	105	02/95→05/06					
214 NGT	95	02/95→05/06					
216 CDI	115	04/00→05/06					
208 D	58	01/95→04/00	➔	02/95→		11.8171-0008.1	990049 ATE
			➔	02/95→		11.8171-0008.1	990049 ATE
<b>Dichtungssatz, Bremssattel</b>							
208 CDI	60	04/00→05/06	➔			11.0441-6007.2	250146 ATE
208 D	60	09/96→04/00					
210 D	75	01/97→04/00	➔			11.0441-4502.2	250143 ATE
211 CDI	80	04/00→05/06				11.0441-5203.2	250144 ATE
213 CDI	95	04/00→05/06					
214 (902.011, 902.012, 902.611, 902.612)	105	02/95→05/06					
214 NGT	95	02/95→05/06					
216 CDI	115	04/00→05/06					
208 D	58	01/95→04/00	➔	02/95→		11.0441-6007.2	250146 ATE
			➔	02/95→		11.0441-4502.2	250143 ATE
						11.0441-5203.2	250144 ATE
212 D	90	02/95→04/00	➔			11.0441-6007.2	250146 ATE
			➔			11.0441-4502.2	250143 ATE
<b>Bremsschlauch</b>							
208 CDI	60	04/00→05/06	➔		2	83.7716-0363.3	330829 L= 363
208 D	60	09/96→04/00					
210 D	75	01/97→04/00	➔		2	83.7716-0363.3	330829 L= 363
211 CDI	80	04/00→05/06					
212 D	90	02/95→04/00					
213 CDI	95	04/00→05/06					
214 (902.011, 902.012, 902.611, 902.612)	105	02/95→05/06					
214 NGT	95	02/95→05/06					
216 CDI	115	04/00→05/06					
208 D	58	01/95→04/00	➔	02/95→	2	83.7716-0363.3	330829 L= 363
			➔	02/95→	2	83.7716-0363.3	330829 L= 363

**MERCEDES-BENZ - SPRINTER 3,5-t Bus (906) 06/06→**


 **Bremssattel**

310 CDI (906.731, 906.733, 906.735)	70	03/09→12/13	←	☐		<b>24.3481-1789.5</b>	<b>240753</b>	BRE Ø 48 - Halter
311 CDI (906.731, 906.733, 906.735)	80	06/06→12/09	←	☐		<b>24.3481-1790.5</b>	<b>240754</b>	BRE Ø 48 - Halter
311 CDI (906.731, 906.733, 906.735)	84	05/16→	→	☐		<b>24.3511-1721.5</b>	<b>240920</b>	BOS Ø 51 - Halter
311 CDI 4x4 (906.731, 906.733, 906.735)	80	02/08→12/09						
313 CDI (906.731, 906.733, 906.735)	95	08/11→05/16						
313 CDI 4x4 (906.731, 906.733, 906.735)	95	08/11→05/16						
314 CDI (906.731, 906.733, 906.735)	105	05/16→						
314 CDI 4x4 (906.731, 906.733, 906.735)	105	05/16→						
315 CDI (906.731, 906.733, 906.735)	110	06/06→12/09						
315 CDI 4x4 (906.731, 906.733, 906.735)	110	02/08→12/09						
316 (906.733, 906.735)	115	09/08→						
316 CDI (906.731, 906.733, 906.735)	120	08/11→						
316 CDI 4x4 (906.731, 906.733, 906.735)	120	08/11→						
316 LGT	115	09/08→						
316 NGT (906.733, 906.735)	115	09/08→						
318 CDI (906.731, 906.733, 906.735)	135	02/08→12/09						
318 CDI 4x4 (906.731, 906.733, 906.735)	135	02/08→12/09						
319 CDI / BlueTEC (906.731, 906.733, 906.735)	140	03/09→						
319 CDI / BlueTEC 4x4 (906.731, 906.733, 906.735)	140	03/09→						
324 (906.733, 906.735)	190	06/06→12/13						


 **Bremsschlauch**

310 CDI (906.731, 906.733, 906.735)	70	03/09→12/13	←			<b>2</b>	<b>24.5137-0385.3</b>	<b>331089</b>	L= 385
311 CDI (906.731, 906.733, 906.735)	80	06/06→12/09	→			<b>2</b>	<b>24.5137-0490.3</b>	<b>330964</b>	L= 490
311 CDI (906.731, 906.733, 906.735)	84	05/16→							
313 CDI (906.731, 906.733, 906.735)	95	08/11→05/16							
314 CDI (906.731, 906.733, 906.735)	105	05/16→							
315 CDI (906.731, 906.733, 906.735)	110	06/06→12/09							
316 (906.733, 906.735)	115	09/08→							
316 CDI (906.731, 906.733, 906.735)	120	08/11→							
316 LGT	115	09/08→							
316 NGT (906.733, 906.735)	115	09/08→							
318 CDI (906.731, 906.733, 906.735)	135	02/08→12/09							
319 CDI / BlueTEC (906.731, 906.733, 906.735)	140	03/09→							
324 (906.733, 906.735)	190	06/06→12/13							
311 CDI 4x4 (906.731, 906.733, 906.735)	80	02/08→12/09	←			<b>2</b>	<b>24.5137-0455.3</b>	<b>331131</b>	L= 455
313 CDI 4x4 (906.731, 906.733, 906.735)	95	08/11→05/16	→			<b>2</b>	<b>24.5137-0495.3</b>	<b>331132</b>	L= 495
314 CDI 4x4 (906.731, 906.733, 906.735)	105	05/16→							
315 CDI 4x4 (906.731, 906.733, 906.735)	110	02/08→12/09							
316 CDI 4x4 (906.731, 906.733, 906.735)	120	08/11→							
318 CDI 4x4 (906.731, 906.733, 906.735)	135	02/08→12/09							
319 CDI / BlueTEC 4x4 (906.731, 906.733, 906.735)	140	03/09→							










**MERCEDES-BENZ - SPRINTER 3,5-t Kasten (906) 06/06→**

 **Bremssattel**










309 CDI (906.631, 906.633, 906.635, 906.637)	65	06/06→12/09	←	☐		<b>24.3481-1789.5</b>	<b>240753</b>	BRE Ø 48 - Halter
			←	☐		<b>24.3481-1790.5</b>	<b>240754</b>	BRE Ø 48 - Halter
310 CDI (906.631, 906.633, 906.635, 906.637)	70	03/09→	→	☐		<b>24.3511-1721.5</b>	<b>240920</b>	BOS Ø 51 - Halter
311 CDI (906.631, 906.633, 906.635, 906.637)	80	06/06→12/09						
311 CDI (906.631, 906.633, 906.635, 906.637)	84	05/16→						
311 CDI 4x4 (906.631, 906.633, 906.635, 906.637)	80	02/08→12/09						
313 CDI (906.631, 906.633, 906.635, 906.637)	95	06/06→						
313 CDI (906.631, 906.633, 906.635, 906.637)	95	05/09→						
313 CDI 4x4 (906.631, 906.633, 906.635, 906.637)	95	05/09→						
314 CDI (906.631, 906.633, 906.635, 906.637)	105	05/16→						
314 CDI 4x4 (906.631, 906.633, 906.635, 906.637)	105	05/16→						
315 CDI (906.631, 906.633, 906.635, 906.637)	110	06/06→12/09						
315 CDI 4x4 (906.631, 906.633, 906.635, 906.637)	110	02/08→12/09						
316 (906.635, 906.633)	115	09/08→						
316 CDI (906.631, 906.633, 906.635, 906.637)	120	03/09→						
316 CDI 4x4 (906.631, 906.633, 906.635, 906.637)	120	03/09→						
316 LGT (906.633, 906.635)	115	09/08→						
316 NGT (906.633, 906.635)	115	09/08→						
318 CDI (906.631, 906.633, 906.635, 906.637)	135	06/06→12/09						
318 CDI 4x4 (906.631, 906.633, 906.635, 906.637)	135	02/08→12/09						
319 CDI / BlueTEC (906.631, 906.633, 906.635, 906.637)	140	03/09→						
319 CDI / BlueTEC 4x4 (906.631, 906.633, 906.635, ...)	140	03/09→						
324 (906.633, 906.635, 906.637)	190	06/06→12/13						








 **Bremsschlauch**








309 CDI (906.631, 906.633, 906.635, 906.637)	65	06/06→12/09	←		2	<b>24.5137-0385.3</b>	<b>331089</b>	L= 385
			→		2	<b>24.5137-0490.3</b>	<b>330964</b>	L= 490
310 CDI (906.631, 906.633, 906.635, 906.637)	70	03/09→						
311 CDI (906.631, 906.633, 906.635, 906.637)	80	06/06→12/09						
311 CDI (906.631, 906.633, 906.635, 906.637)	84	05/16→						
313 CDI (906.631, 906.633, 906.635, 906.637)	95	06/06→						
313 CDI (906.631, 906.633, 906.635, 906.637)	95	05/09→						
↓								











	kW			 	! #			
<b>MERCEDES-BENZ - SPRINTER 3,5-t Kasten (906) 06/06→</b>								
 <b>Bremsschlauch</b>								
314 CDI (906.631, 906.633, 906.635, 906.637)	105	05/16→	←		2	<b>24.5137-0385.3</b>	<b>331089</b>	L= 385
			→		2	<b>24.5137-0490.3</b>	<b>330964</b>	L= 490
315 CDI (906.631, 906.633, 906.635, 906.637)	110	06/06→12/09						
316 (906.635, 906.633)	115	09/08→						
316 CDI (906.631, 906.633, 906.635, 906.637)	120	03/09→						
316 LGT (906.633, 906.635)	115	09/08→						
316 NGT (906.633, 906.635)	115	09/08→						
318 CDI (906.631, 906.633, 906.635, 906.637)	135	06/06→12/09						
319 CDI / BlueTEC (906.631, 906.633, 906.635, 906.637)	140	03/09→						
324 (906.633, 906.635, 906.637)	190	06/06→12/13						
311 CDI 4x4 (906.631, 906.633, 906.635, 906.637)	80	02/08→12/09	←		2	<b>24.5137-0455.3</b>	<b>331131</b>	L= 455
			→		2	<b>24.5137-0495.3</b>	<b>331132</b>	L= 495
313 CDI 4x4 (906.631, 906.633, 906.635, 906.637)	95	05/09→						
314 CDI 4x4 (906.631, 906.633, 906.635, 906.637)	105	05/16→						
315 CDI 4x4 (906.631, 906.633, 906.635, 906.637)	110	02/08→12/09						
316 CDI 4x4 (906.631, 906.633, 906.635, 906.637)	120	03/09→						
318 CDI 4x4 (906.631, 906.633, 906.635, 906.637)	135	02/08→12/09						
319 CDI / BlueTEC 4x4 (906.631, 906.633, 906.635, ...)	140	03/09→						
<b>MERCEDES-BENZ - SPRINTER 3,5-t Pritsche/Fahrgestell (906) 06/06→</b>								
 <b>Bremssattel</b>								
309 CDI (906.131, 906.133, 906.135, 906.231, 906.233, ...)	65	06/06→12/09	←	<input type="checkbox"/>		<b>24.3481-1789.5</b>	<b>240753</b>	BRE Ø 48 - Halter
			←	<input type="checkbox"/>		<b>24.3481-1790.5</b>	<b>240754</b>	BRE Ø 48 - Halter
310 CDI (906.131, 906.133, 906.135, 906.231, 906.233, ...)	70	03/09→05/16	→	<input type="checkbox"/>		<b>24.3511-1721.5</b>	<b>240920</b>	BOS Ø 51 - Halter
311 CDI (906.131, 906.133, 906.135, 906.231, 906.233, ...)	80	06/06→12/09						
311 CDI (906.131, 906.133, 906.135, 906.231, 906.233, ...)	84	05/16→						
311 CDI 4x4 (906.131, 906.133, 906.135, 906.231, 906.233, ...)	80	02/08→12/09						
313 CDI (906.131, 906.133, 906.135, 906.231, 906.233, ...)	95	06/06→05/16						
313 CDI 4x4 (906.131, 906.133, 906.135, 906.231, 906.233, ...)	95	06/06→05/16						
314 CDI (906.131, 906.133, 906.135, 906.231, 906.233, ...)	105	05/16→						
314 CDI 4x4 (906.131, 906.133, 906.135, 906.231, 906.233, ...)	105	05/16→						
315 CDI (906.131, 906.133, 906.135, 906.231, 906.233, ...)	110	06/06→12/09						
315 CDI 4x4 (906.131, 906.133, 906.135, 906.231, 906.233, ...)	110	02/08→12/09						
316 (906.133, 906.135, 906.233, 906.235)	115	09/08→						
↓								










	kW					! #			
<b>MERCEDES-BENZ - SPRINTER 3,5-t Pritsche/Fahrgestell (906) 06/06→</b>									
<b> Bremssattel</b>									
316 CDI (906.131, 906.133, 906.135, 906.231, 906.233,...	120	03/09→	←	☐			<b>24.3481-1789.5</b>	<b>240753</b>	BRE Ø 48 - Halter
			←	☐			<b>24.3481-1790.5</b>	<b>240754</b>	BRE Ø 48 - Halter
316 CDI 4x4 (906.131, 906.133, 906.135, 906.231, 906.233,...	120	03/09→	→	☐			<b>24.3511-1721.5</b>	<b>240920</b>	BOS Ø 51 - Halter
316 LGT (906.133, 906.135, 906.233, 906.235)	115	09/08→							
316 NGT (906.133, 906.135, 906.233, 906.235)	115	09/08→							
318 CDI (906.131, 906.133, 906.135, 906.231, 906.233,...	135	06/06→12/09							
318 CDI 4x4 (906.131, 906.133, 906.135, 906.231, 906.233,...	135	02/08→12/09							
319 CDI / BlueTEC (906.131, 906.133, 906.135, 906.231,...	140	03/09→							
319 CDI / BlueTEC 4x4 (906.131, 906.133, 906.135,...	140	05/11→							
324 (906.133, 906.135, 906.233, 906.235)	190	06/06→12/13							
<b> Bremsschlauch</b>									
309 CDI (906.131, 906.133, 906.135, 906.231, 906.233,...	65	06/06→12/09	←			2	<b>24.5137-0385.3</b>	<b>331089</b>	L= 385
			→			2	<b>24.5137-0490.3</b>	<b>330964</b>	L= 490
310 CDI (906.131, 906.133, 906.135, 906.231, 906.233,...	70	03/09→05/16							
311 CDI (906.131, 906.133, 906.135, 906.231, 906.233,...	80	06/06→12/09							
311 CDI (906.131, 906.133, 906.135, 906.231, 906.233,...	84	05/16→							
313 CDI (906.131, 906.133, 906.135, 906.231, 906.233,...	95	06/06→05/16							
314 CDI (906.131, 906.133, 906.135, 906.231, 906.233,...	105	05/16→							
315 CDI (906.131, 906.133, 906.135, 906.231, 906.233,...	110	06/06→12/09							
316 (906.133, 906.135, 906.233, 906.235)	115	09/08→							
316 CDI (906.131, 906.133, 906.135, 906.231, 906.233,...	120	03/09→							
316 LGT (906.133, 906.135, 906.233, 906.235)	115	09/08→							
316 NGT (906.133, 906.135, 906.233, 906.235)	115	09/08→							
318 CDI (906.131, 906.133, 906.135, 906.231, 906.233,...	135	06/06→12/09							
319 CDI / BlueTEC (906.131, 906.133, 906.135, 906.231,...	140	03/09→							
324 (906.133, 906.135, 906.233, 906.235)	190	06/06→12/13							
311 CDI 4x4 (906.131, 906.133, 906.135, 906.231, 906.233,...	80	02/08→12/09	←			2	<b>24.5137-0455.3</b>	<b>331131</b>	L= 455
			→			2	<b>24.5137-0495.3</b>	<b>331132</b>	L= 495
313 CDI 4x4 (906.131, 906.133, 906.135, 906.231, 906.233,...	95	06/06→05/16							
314 CDI 4x4 (906.131, 906.133, 906.135, 906.231, 906.233,...	105	05/16→							
315 CDI 4x4 (906.131, 906.133, 906.135, 906.231, 906.233,...	110	02/08→12/09							
316 CDI 4x4 (906.131, 906.133, 906.135, 906.231, 906.233,...	120	03/09→							
↓									

	kW			 	! #			
<b>MERCEDES-BENZ - SPRINTER 3,5-t Pritsche/Fahrgestell (906) 06/06→</b>								
<b>Bremsschlauch</b>								
318 CDI 4x4 (906.131, 906.133, 906.135, 906.231, 906.233... 319 CDI / BlueTEC 4x4 (906.131, 906.133, 906.135,...	135	02/08→12/09	←		2	24.5137-0455.3	331131	L= 455
			→		2	24.5137-0495.3	331132	L= 495
<b>MERCEDES-BENZ - SPRINTER 3-t Bus (903) 01/95→05/06</b>								
<b>Bremssattel</b>								
308 CDI	60	04/00→05/06	←	<input type="checkbox"/>		24.3441-1701.5	240331	PER Ø 44 - Halter
308 D	58	02/95→04/00				24.3601-8513.5	240687	ATE Ø 60 - Halter
308 D (903.371, 903.372, 903.373)	60	03/97→04/00	←	<input type="checkbox"/>		24.3441-1702.5	240332	PER Ø 44 - Halter
310 D (903.371, 903.372, 903.373)	75	01/97→12/99				24.3601-8514.5	240688	ATE Ø 60 - Halter
310 D 4x4	75	05/97→08/02	→	<input type="checkbox"/>		11.3521-8501.2	220391	ATE Ø 52 - Halter
311 CDI	80	04/00→05/06				24.3521-1707.5	240471	BOS Ø 52 - Halter
311 CDI 4x4	80	08/02→05/06	→	<input type="checkbox"/>		11.3521-8502.2	220392	ATE Ø 52 - Halter
312 D 2.9	90	02/95→04/00				24.3521-1708.5	240472	BOS Ø 52 - Halter
312 D 2.9 4x4	90	05/97→08/02						
313 CDI	95	04/00→05/06						
313 CDI 4x4	95	08/02→05/06						
314 (903.071, 903.072, 903.073, 903.671, 903.672,...	105	02/95→05/06						
314 4x4	105	08/02→05/06						
314 NGT	95	02/95→05/06						
316 CDI	115	04/00→05/06						
316 CDI 4x4	115	08/02→05/06						
<b>Halter, Bremssattel</b>								
308 CDI	60	04/00→05/06	←			11.8170-0510.1	260111	ATE
308 D	58	02/95→04/00						
308 D (903.371, 903.372, 903.373)	60	03/97→04/00	→			11.8170-0407.1	260114	ATE
310 D (903.371, 903.372, 903.373)	75	01/97→12/99						
310 D 4x4	75	05/97→08/02						
311 CDI	80	04/00→05/06						
311 CDI 4x4	80	08/02→05/06						
312 D 2.9	90	02/95→04/00						
312 D 2.9 4x4	90	05/97→08/02						
313 CDI	95	04/00→05/06						
313 CDI 4x4	95	08/02→05/06						
314 (903.071, 903.072, 903.073, 903.671, 903.672,...	105	02/95→05/06						
314 4x4	105	08/02→05/06						
314 NGT	95	02/95→05/06						
316 CDI	115	04/00→05/06						
316 CDI 4x4	115	08/02→05/06						
<b>Feder, Bremssattel</b>								
308 CDI	60	04/00→05/06	←		2	11.8116-0200.1	390505	ATE
308 D	58	02/95→04/00						
308 D (903.371, 903.372, 903.373)	60	03/97→04/00	→		2	11.8116-0191.1	390522	ATE
310 D (903.371, 903.372, 903.373)	75	01/97→12/99						
310 D 4x4	75	05/97→08/02						
311 CDI	80	04/00→05/06						
311 CDI 4x4	80	08/02→05/06						
312 D 2.9	90	02/95→04/00						
312 D 2.9 4x4	90	05/97→08/02						
313 CDI	95	04/00→05/06						
313 CDI 4x4	95	08/02→05/06						
314 (903.071, 903.072, 903.073, 903.671, 903.672,...	105	02/95→05/06						
314 4x4	105	08/02→05/06						
314 NGT	95	02/95→05/06						
316 CDI	115	04/00→05/06						
316 CDI 4x4	115	08/02→05/06						
<b>Führungshülzensatz, Bremssattel</b>								
308 CDI	60	04/00→05/06	←			11.0101-5704.2	260095	ATE
308 D	58	02/95→04/00						
308 D (903.371, 903.372, 903.373)	60	03/97→04/00	→			11.0101-5407.2	260011	ATE
310 D (903.371, 903.372, 903.373)	75	01/97→12/99						
↓								

	kW			 	! #		
<b>MERCEDES-BENZ - SPRINTER 3-t Bus (903) 01/95→05/06</b>							
<b>Führungshülzensatz, Bremssattel</b>							
310 D 4x4	75	05/97→08/02	←			11.0101-5704.2 260095	ATE
311 CDI	80	04/00→05/06					
311 CDI 4x4	80	08/02→05/06	→			11.0101-5407.2 260011	ATE
312 D 2.9	90	02/95→04/00					
312 D 2.9 4x4	90	05/97→08/02					
313 CDI	95	04/00→05/06					
313 CDI 4x4	95	08/02→05/06					
314 (903.071, 903.072, 903.073, 903.671, 903.672,....	105	02/95→05/06					
314 4x4	105	08/02→05/06					
314 NGT	95	02/95→05/06					
316 CDI	115	04/00→05/06					
316 CDI 4x4	115	08/02→05/06					
<b>Führungsbolzen, Bremssattel</b>							
308 CDI	60	04/00→05/06	←			11.8171-0008.1 990049	ATE
308 D	58	02/95→04/00					
308 D (903.371, 903.372, 903.373)	60	03/97→04/00	→			11.8171-0008.1 990049	ATE
310 D (903.371, 903.372, 903.373)	75	01/97→12/99					
310 D 4x4	75	05/97→08/02					
311 CDI	80	04/00→05/06					
311 CDI 4x4	80	08/02→05/06					
312 D 2.9	90	02/95→04/00					
312 D 2.9 4x4	90	05/97→08/02					
313 CDI	95	04/00→05/06					
313 CDI 4x4	95	08/02→05/06					
314 (903.071, 903.072, 903.073, 903.671, 903.672,....	105	02/95→05/06					
314 4x4	105	08/02→05/06					
314 NGT	95	02/95→05/06					
316 CDI	115	04/00→05/06					
316 CDI 4x4	115	08/02→05/06					
<b>Dichtungssatz, Bremssattel</b>							
308 CDI	60	04/00→05/06	←			11.0441-6007.2 250146	ATE
308 D	58	02/95→04/00					
308 D (903.371, 903.372, 903.373)	60	03/97→04/00	→			11.0441-5203.2 250144	ATE
310 D (903.371, 903.372, 903.373)	75	01/97→12/99					
310 D 4x4	75	05/97→08/02					
311 CDI	80	04/00→05/06					
311 CDI 4x4	80	08/02→05/06					
312 D 2.9	90	02/95→04/00					
312 D 2.9 4x4	90	05/97→08/02					
313 CDI	95	04/00→05/06					
313 CDI 4x4	95	08/02→05/06					
314 (903.071, 903.072, 903.073, 903.671, 903.672,....	105	02/95→05/06					
314 4x4	105	08/02→05/06					
314 NGT	95	02/95→05/06					
316 CDI	115	04/00→05/06					
316 CDI 4x4	115	08/02→05/06					
<b>Bremsschlauch</b>							
308 CDI	60	04/00→05/06	←		2	24.5237-0490.3 330672	L= 490
308 D	58	02/95→04/00				83.7716-0363.3 330829	L= 363
308 D (903.371, 903.372, 903.373)	60	03/97→04/00	→	am Bremssattel	2	24.5237-0235.3 330781	L= 235
310 D (903.371, 903.372, 903.373)	75	01/97→12/99	→		2	83.6105-0510.3 330622	L= 510
310 D 4x4	75	05/97→08/02				83.7716-0363.3 330829	L= 363
311 CDI	80	04/00→05/06					
311 CDI 4x4	80	08/02→05/06					
312 D 2.9	90	02/95→04/00					
312 D 2.9 4x4	90	05/97→08/02					
313 CDI	95	04/00→05/06					
313 CDI 4x4	95	08/02→05/06					
314 (903.071, 903.072, 903.073, 903.671, 903.672,....	105	02/95→05/06					
314 4x4	105	08/02→05/06					
314 NGT	95	02/95→05/06					
316 CDI	115	04/00→05/06					
316 CDI 4x4	115	08/02→05/06					

	kW					! #			
<b>MERCEDES-BENZ - SPRINTER 3-t Bus (906) 06/06→</b>									
 <b>Bremssattel</b>									
210 CDI (906.711, 906.713)	70	03/09→12/13	←	<input type="checkbox"/>			24.3481-1789.5	240753	BRE Ø 48 - Halter
211 CDI (906.711, 906.713)	80	06/06→12/09	←	<input type="checkbox"/>			24.3481-1790.5	240754	BRE Ø 48 - Halter
211 CDI (906.711, 906.713)	84	04/16→	→	<input type="checkbox"/>			24.3511-1721.5	240920	BOS Ø 51 - Halter
213 CDI (906.711, 906.713)	95	06/06→05/16							
214 CDI (906.711, 906.713)	105	04/16→							
215 CDI (906.711, 906.713)	110	06/06→12/09							
216 (906.713)	115	09/08→							
224 (906.713)	190	06/06→12/13							
216 CDI (906.711, 906.713)	120	06/06→	←	<input type="checkbox"/>	03/09→		24.3481-1789.5	240753	BRE Ø 48 - Halter
			←	<input type="checkbox"/>	03/09→		24.3481-1790.5	240754	BRE Ø 48 - Halter
			→	<input type="checkbox"/>	03/09→		24.3511-1721.5	240920	BOS Ø 51 - Halter
 <b>Bremsschlauch</b>									
210 CDI (906.711, 906.713)	70	03/09→12/13	←			2	24.5137-0385.3	331089	L= 385
211 CDI (906.711, 906.713)	80	06/06→12/09	→			2	24.5137-0490.3	330964	L= 490
211 CDI (906.711, 906.713)	84	04/16→							
213 CDI (906.711, 906.713)	95	06/06→05/16							
214 CDI (906.711, 906.713)	105	04/16→							
215 CDI (906.711, 906.713)	110	06/06→12/09							
216 (906.713)	115	09/08→							
224 (906.713)	190	06/06→12/13							
216 CDI (906.711, 906.713)	120	06/06→	←		03/09→	2	24.5137-0385.3	331089	L= 385
			→		03/09→	2	24.5137-0490.3	330964	L= 490
<b>MERCEDES-BENZ - SPRINTER 3-t Kasten (903) 01/95→05/06</b>									
 <b>Bremssattel</b>									
308 CDI	60	04/00→05/06	←	<input type="checkbox"/>			24.3441-1701.5	240331	PER Ø 44 - Halter
308 D 2.3	58	02/95→04/00					24.3601-8513.5	240687	ATE Ø 60 - Halter
308 D 2.3	60	02/95→04/00							
310 D 2.9	75	02/95→04/00	←	<input type="checkbox"/>			24.3441-1702.5	240332	PER Ø 44 - Halter
311 CDI	80	04/00→05/06					24.3601-8514.5	240688	ATE Ø 60 - Halter
311 CDI 4x4	80	08/02→05/06							
312 D 2.9	90	02/95→04/00	→	<input type="checkbox"/>			11.3521-8501.2	220391	ATE Ø 52 - Halter
312 D 2.9 4x4	90	05/97→08/02					24.3521-1707.5	240471	BOS Ø 52 - Halter
313 CDI	95	04/00→05/06	→	<input type="checkbox"/>			11.3521-8502.2	220392	ATE Ø 52 - Halter
313 CDI 4x4	95	08/02→05/06							
314	105	02/95→05/06					24.3521-1708.5	240472	BOS Ø 52 - Halter
314 4x4	105	08/02→05/06							
314 NGT (903.661)	95	02/95→05/06							
316 CDI	115	04/00→05/06							
316 CDI 4x4	115	08/02→05/06							
<b>Halter, Bremssattel</b>									
308 CDI	60	04/00→05/06	←				11.8170-0510.1	260111	ATE
308 D 2.3	58	02/95→04/00							
308 D 2.3	60	02/95→04/00	→				11.8170-0407.1	260114	ATE
310 D 2.9	75	02/95→04/00							
311 CDI	80	04/00→05/06							
311 CDI 4x4	80	08/02→05/06							
312 D 2.9	90	02/95→04/00							
312 D 2.9 4x4	90	05/97→08/02							
313 CDI	95	04/00→05/06							
313 CDI 4x4	95	08/02→05/06							
314	105	02/95→05/06							
314 4x4	105	08/02→05/06							
314 NGT (903.661)	95	02/95→05/06							
316 CDI	115	04/00→05/06							
316 CDI 4x4	115	08/02→05/06							
<b>Feder, Bremssattel</b>									
308 CDI	60	04/00→05/06	←			2	11.8116-0200.1	390505	ATE
308 D 2.3	58	02/95→04/00							
308 D 2.3	60	02/95→04/00	→			2	11.8116-0191.1	390522	ATE
310 D 2.9	75	02/95→04/00							
311 CDI	80	04/00→05/06							
311 CDI 4x4	80	08/02→05/06							



	kW			 	! #		
<b>MERCEDES-BENZ - SPRINTER 3-t Kasten (903) 01/95→05/06</b>							
<b>Feder, Bremssattel</b>							
312 D 2.9	90	02/95→04/00	←		2	11.8116-0200.1 390505	ATE
312 D 2.9 4x4	90	05/97→08/02					
313 CDI	95	04/00→05/06	→		2	11.8116-0191.1 390522	ATE
313 CDI 4x4	95	08/02→05/06					
314	105	02/95→05/06					
314 4x4	105	08/02→05/06					
314 NGT (903.661)	95	02/95→05/06					
316 CDI	115	04/00→05/06					
316 CDI 4x4	115	08/02→05/06					
<b>Führungshülzensatz, Bremssattel</b>							
308 CDI	60	04/00→05/06	←			11.0101-5704.2 260095	ATE
308 D 2.3	58	02/95→04/00					
308 D 2.3	60	02/95→04/00	→			11.0101-5407.2 260011	ATE
310 D 2.9	75	02/95→04/00					
311 CDI	80	04/00→05/06					
311 CDI 4x4	80	08/02→05/06					
312 D 2.9	90	02/95→04/00					
312 D 2.9 4x4	90	05/97→08/02					
313 CDI	95	04/00→05/06					
313 CDI 4x4	95	08/02→05/06					
314	105	02/95→05/06					
314 4x4	105	08/02→05/06					
314 NGT (903.661)	95	02/95→05/06					
316 CDI	115	04/00→05/06					
316 CDI 4x4	115	08/02→05/06					
<b>Führungsbolzen, Bremssattel</b>							
308 CDI	60	04/00→05/06	←			11.8171-0008.1 990049	ATE
308 D 2.3	58	02/95→04/00					
308 D 2.3	60	02/95→04/00	→			11.8171-0008.1 990049	ATE
310 D 2.9	75	02/95→04/00					
311 CDI	80	04/00→05/06					
311 CDI 4x4	80	08/02→05/06					
312 D 2.9	90	02/95→04/00					
312 D 2.9 4x4	90	05/97→08/02					
313 CDI	95	04/00→05/06					
313 CDI 4x4	95	08/02→05/06					
314	105	02/95→05/06					
314 4x4	105	08/02→05/06					
314 NGT (903.661)	95	02/95→05/06					
316 CDI	115	04/00→05/06					
316 CDI 4x4	115	08/02→05/06					
<b>Dichtungssatz, Bremssattel</b>							
308 CDI	60	04/00→05/06	←			11.0441-6007.2 250146	ATE
308 D 2.3	58	02/95→04/00					
308 D 2.3	60	02/95→04/00	→			11.0441-5203.2 250144	ATE
310 D 2.9	75	02/95→04/00					
311 CDI	80	04/00→05/06					
311 CDI 4x4	80	08/02→05/06					
312 D 2.9	90	02/95→04/00					
312 D 2.9 4x4	90	05/97→08/02					
313 CDI	95	04/00→05/06					
313 CDI 4x4	95	08/02→05/06					
314	105	02/95→05/06					
314 4x4	105	08/02→05/06					
314 NGT (903.661)	95	02/95→05/06					
316 CDI	115	04/00→05/06					
316 CDI 4x4	115	08/02→05/06					
<b>Bremsschlauch</b>							
308 CDI	60	04/00→05/06	←		2	24.5237-0490.3 330672	L= 490
308 D 2.3	58	02/95→04/00				83.7716-0363.3 330829	L= 363
308 D 2.3	60	02/95→04/00					
310 D 2.9	75	02/95→04/00	→	am Bremssattel	2	24.5237-0235.3 330781	L= 235
311 CDI	80	04/00→05/06					
311 CDI 4x4	80	08/02→05/06	→		2	83.6105-0510.3 330622	L= 510
312 D 2.9	90	02/95→04/00				83.7716-0363.3 330829	L= 363
312 D 2.9 4x4	90	05/97→08/02					
313 CDI	95	04/00→05/06					
313 CDI 4x4	95	08/02→05/06					
314	105	02/95→05/06					
314 4x4	105	08/02→05/06					
314 NGT (903.661)	95	02/95→05/06					
316 CDI	115	04/00→05/06					
316 CDI 4x4	115	08/02→05/06					

**MERCEDES-BENZ - SPRINTER 3-t Kasten (906) 06/06→**

**Bremssattel**

209 CDI (906.611, 906.613)	65	06/06→12/09	←	☐		<b>24.3481-1789.5</b>	<b>240753</b>	BRE Ø 48 - Halter
210 CDI (906.611, 906.613)	70	03/09→	←	☐		<b>24.3481-1790.5</b>	<b>240754</b>	BRE Ø 48 - Halter
211 CDI (906.611, 906.613)	80	06/06→12/09	→	☐		<b>24.3511-1721.5</b>	<b>240920</b>	BOS Ø 51 - Halter
211 CDI (906.611, 906.613)	84	04/16→						
213 CDI (906.611, 906.613)	95	06/06→						
213 CDI (906.611, 906.613)	95	06/06→12/09						
214 CDI (906.611, 906.613)	105	04/16→						
215 CDI (906.611, 906.613)	110	06/06→12/09						
216 (906.613)	115	09/08→						
216 CDI (906.611, 906.613)	120	03/09→						
218 CDI (906.611, 906.613)	135	06/06→12/09						
219 CDI / BlueTEC (906.611, 906.613)	140	03/09→						
224 (906.613)	190	06/06→						

**Bremsschlauch**

209 CDI (906.611, 906.613)	65	06/06→12/09	←		2	<b>24.5137-0385.3</b>	<b>331089</b>	L= 385
210 CDI (906.611, 906.613)	70	03/09→	→		2	<b>24.5137-0490.3</b>	<b>330964</b>	L= 490
211 CDI (906.611, 906.613)	80	06/06→12/09						
211 CDI (906.611, 906.613)	84	04/16→						
213 CDI (906.611, 906.613)	95	06/06→						
213 CDI (906.611, 906.613)	95	06/06→12/09						
214 CDI (906.611, 906.613)	105	04/16→						
215 CDI (906.611, 906.613)	110	06/06→12/09						
216 (906.613)	115	09/08→						
216 CDI (906.611, 906.613)	120	03/09→						
218 CDI (906.611, 906.613)	135	06/06→12/09						
219 CDI / BlueTEC (906.611, 906.613)	140	03/09→						
224 (906.613)	190	06/06→						

**MERCEDES-BENZ - SPRINTER 3-t Pritsche/Fahrgestell (903) 01/95→05/06**








**Bremssattel**

308 CDI	60	04/00→05/06	←	☐		<b>24.3441-1701.5</b>	<b>240331</b>	PER Ø 44 - Halter
308 D 2.3	58	02/95→04/00				<b>24.3601-8513.5</b>	<b>240687</b>	ATE Ø 60 - Halter
308 D 2.3	60	11/96→04/00						
310 D 2.9	75	01/97→04/00	←	☐		<b>24.3441-1702.5</b>	<b>240332</b>	PER Ø 44 - Halter
311 CDI	80	04/00→05/06				<b>24.3601-8514.5</b>	<b>240688</b>	ATE Ø 60 - Halter
311 CDI 4x4	80	08/02→05/06						
312 D 2.9	90	02/95→04/00	→	☐		<b>11.3521-8501.2</b>	<b>220391</b>	ATE Ø 52 - Halter
312 D 2.9 (903.411, 903.412, 903.413, 903.421, 903.422,....)	85	12/98→09/01				<b>24.3521-1707.5</b>	<b>240471</b>	BOS Ø 52 - Halter
313 CDI	95	04/00→05/06	→	☐		<b>11.3521-8502.2</b>	<b>220392</b>	ATE Ø 52 - Halter
313 CDI 4x4	95	08/02→05/06				<b>24.3521-1708.5</b>	<b>240472</b>	BOS Ø 52 - Halter
314 (903.011, 903.012, 903.013, 903.022, 903.611,....)	105	02/95→05/06						
314 4x4	105	08/02→05/06						
314 NGT (903.611, 903.612)	95	02/95→05/06						
316 CDI	115	04/00→05/06						
316 CDI 4x4	115	08/02→05/06						

**Halter, Bremssattel**

308 CDI	60	04/00→05/06	←		11.8170-0510.1	260111	ATE
308 D 2.3	58	02/95→04/00					
308 D 2.3	60	11/96→04/00	→		11.8170-0407.1	260114	ATE
310 D 2.9	75	01/97→04/00					
311 CDI	80	04/00→05/06					
311 CDI 4x4	80	08/02→05/06					
↓							




	kW			 	! #		
<b>MERCEDES-BENZ - SPRINTER 3-t Pritsche/Fahrgestell (903) 01/95→05/06</b>							
<b>Halter, Bremssattel</b>							
312 D 2.9	90	02/95→04/00	←			11.8170-0510.1 260111	ATE
312 D 2.9 (903.411, 903.412, 903.413, 903.421, 903.422,...)	85	12/98→09/01	→			11.8170-0407.1 260114	ATE
313 CDI	95	04/00→05/06					
313 CDI 4x4	95	08/02→05/06					
314 (903.011, 903.012, 903.013, 903.022, 903.611,...)	105	02/95→05/06					
314 4x4	105	08/02→05/06					
314 NGT (903.611, 903.612)	95	02/95→05/06					
316 CDI	115	04/00→05/06					
316 CDI 4x4	115	08/02→05/06					
<b>Feder, Bremssattel</b>							
308 CDI	60	04/00→05/06	←		2	11.8116-0200.1 390505	ATE
308 D 2.3	58	02/95→04/00	→		2	11.8116-0191.1 390522	ATE
308 D 2.3	60	11/96→04/00					
310 D 2.9	75	01/97→04/00					
311 CDI	80	04/00→05/06					
311 CDI 4x4	80	08/02→05/06					
312 D 2.9	90	02/95→04/00					
312 D 2.9 (903.411, 903.412, 903.413, 903.421, 903.422,...)	85	12/98→09/01					
313 CDI	95	04/00→05/06					
313 CDI 4x4	95	08/02→05/06					
314 (903.011, 903.012, 903.013, 903.022, 903.611,...)	105	02/95→05/06					
314 4x4	105	08/02→05/06					
314 NGT (903.611, 903.612)	95	02/95→05/06					
316 CDI	115	04/00→05/06					
316 CDI 4x4	115	08/02→05/06					
<b>Führungshülzensatz, Bremssattel</b>							
308 CDI	60	04/00→05/06	←			11.0101-5704.2 260095	ATE
308 D 2.3	58	02/95→04/00	→			11.0101-5407.2 260011	ATE
308 D 2.3	60	11/96→04/00					
310 D 2.9	75	01/97→04/00					
311 CDI	80	04/00→05/06					
311 CDI 4x4	80	08/02→05/06					
312 D 2.9	90	02/95→04/00					
312 D 2.9 (903.411, 903.412, 903.413, 903.421, 903.422,...)	85	12/98→09/01					
313 CDI	95	04/00→05/06					
313 CDI 4x4	95	08/02→05/06					
314 (903.011, 903.012, 903.013, 903.022, 903.611,...)	105	02/95→05/06					
314 4x4	105	08/02→05/06					
314 NGT (903.611, 903.612)	95	02/95→05/06					
316 CDI	115	04/00→05/06					
316 CDI 4x4	115	08/02→05/06					
<b>Führungsbolzen, Bremssattel</b>							
308 CDI	60	04/00→05/06	←			11.8171-0008.1 990049	ATE
308 D 2.3	58	02/95→04/00	→			11.8171-0008.1 990049	ATE
308 D 2.3	60	11/96→04/00					
310 D 2.9	75	01/97→04/00					
311 CDI	80	04/00→05/06					
311 CDI 4x4	80	08/02→05/06					
312 D 2.9	90	02/95→04/00					
312 D 2.9 (903.411, 903.412, 903.413, 903.421, 903.422,...)	85	12/98→09/01					
313 CDI	95	04/00→05/06					
313 CDI 4x4	95	08/02→05/06					
314 (903.011, 903.012, 903.013, 903.022, 903.611,...)	105	02/95→05/06					
314 4x4	105	08/02→05/06					
314 NGT (903.611, 903.612)	95	02/95→05/06					
316 CDI	115	04/00→05/06					
316 CDI 4x4	115	08/02→05/06					
↓							

**MERCEDES-BENZ - SPRINTER 3-t Pritsche/Fahrgestell (903) 01/95→05/06**

**Dichtungssatz, Bremssattel**

308 CDI	60	04/00→05/06	←					ATE
308 D 2.3	58	02/95→04/00						
308 D 2.3	60	11/96→04/00	→					ATE
310 D 2.9	75	01/97→04/00						
311 CDI	80	04/00→05/06						
311 CDI 4x4	80	08/02→05/06						
312 D 2.9	90	02/95→04/00						
312 D 2.9 (903.411, 903.412, 903.413, 903.421, 903.422,....	85	12/98→09/01						
313 CDI	95	04/00→05/06						
313 CDI 4x4	95	08/02→05/06						
314 (903.011, 903.012, 903.013, 903.022, 903.611,....	105	02/95→05/06						
314 4x4	105	08/02→05/06						
314 NGT (903.611, 903.612)	95	02/95→05/06						
316 CDI	115	04/00→05/06						
316 CDI 4x4	115	08/02→05/06						













 **Bremsschlauch**











308 CDI	60	04/00→05/06	←					
308 D 2.3	58	02/95→04/00			2	24.5237-0490.3	330672	L= 490
308 D 2.3	60	11/96→04/00				83.7716-0363.3	330829	L= 363
310 D 2.9	75	01/97→04/00	→	am Bremssattel	2	24.5237-0235.3	330781	L= 235
311 CDI	80	04/00→05/06						
311 CDI 4x4	80	08/02→05/06	→		2	83.6105-0510.3	330622	L= 510
312 D 2.9	90	02/95→04/00				83.7716-0363.3	330829	L= 363
312 D 2.9 (903.411, 903.412, 903.413, 903.421, 903.422,....	85	12/98→09/01						
313 CDI	95	04/00→05/06						
313 CDI 4x4	95	08/02→05/06						
314 (903.011, 903.012, 903.013, 903.022, 903.611,....	105	02/95→05/06						
314 4x4	105	08/02→05/06						
314 NGT (903.611, 903.612)	95	02/95→05/06						
316 CDI	115	04/00→05/06						
316 CDI 4x4	115	08/02→05/06						








**MERCEDES-BENZ - SPRINTER 3-t Pritsche/Fahrgestell (906) 06/06→**

 **Bremssattel**

209 CDI (906.111, 906.113, 906.211, 906.213)	65	06/06→12/09	←					BRE Ø 48 - Halter
			←					BRE Ø 48 - Halter
210 CDI (906.111, 906.113, 906.211, 906.213)	70	03/09→05/16	→					BOS Ø 51 - Halter
211 CDI (906.111, 906.113, 906.211, 906.213)	80	06/06→12/09						
211 CDI (906.111, 906.113, 906.211, 906.213)	84	04/16→						
213 CDI (906.111, 906.113, 906.211, 906.213)	95	06/06→12/09						
213 CDI (906.111, 906.113, 906.211, 906.213)	95	03/09→05/16						
214 CDI (906.111, 906.113, 906.211, 906.213)	105	04/16→						
215 CDI (906.111, 906.113, 906.211, 906.213)	110	06/06→12/09						
216 (906.113, 906.213)	115	09/08→05/16						
216 CDI (906.111, 906.113, 906.211, 906.213)	120	03/09→						
218 CDI (906.111, 906.113, 906.211, 906.213)	135	06/06→12/09						
219 CDI / BlueTEC (906.111, 906.113, 906.211, 906.213)	140	03/09→05/16						
224 (906.113, 906.213)	190	06/06→12/13						

	kW			 	! #		
<b>MERCEDES-BENZ - SPRINTER 3-t Pritsche/Fahrgestell (906) 06/06→</b>							
 <b>Bremsschlauch</b>							
209 CDI (906.111, 906.113, 906.211, 906.213)	65	06/06→12/09	←		2	24.5137-0385.3 331089	L= 385
			→		2	24.5137-0490.3 330964	L= 490
210 CDI (906.111, 906.113, 906.211, 906.213)	70	03/09→05/16					
211 CDI (906.111, 906.113, 906.211, 906.213)	80	06/06→12/09					
211 CDI (906.111, 906.113, 906.211, 906.213)	84	04/16→					
213 CDI (906.111, 906.113, 906.211, 906.213)	95	06/06→12/09					
213 CDI (906.111, 906.113, 906.211, 906.213)	95	03/09→05/16					
214 CDI (906.111, 906.113, 906.211, 906.213)	105	04/16→					
215 CDI (906.111, 906.113, 906.211, 906.213)	110	06/06→12/09					
216 (906.113, 906.213)	115	09/08→05/16					
216 CDI (906.111, 906.113, 906.211, 906.213)	120	03/09→					
218 CDI (906.111, 906.113, 906.211, 906.213)	135	06/06→12/09					
219 CDI / BlueTEC (906.111, 906.113, 906.211, 906.213)	140	03/09→05/16					
224 (906.113, 906.213)	190	06/06→12/13					
<b>MERCEDES-BENZ - SPRINTER 4,6-t Kasten (906) 06/06→</b>							
 <b>Bremsschlauch</b>							
411 CDI (906.653, 906.655, 906.657)	80	06/09→12/09	←		2	24.5137-0385.3 331089	L= 385
413 CDI (906.653, 906.655, 906.657)	95	06/06→05/16	→	nicht für Reifenabmessung: 285/65	2	24.5131-0415.3 331238	L= 415
414 CDI	105	05/16→	→	für Reifenabmessung: 285/65	2	24.5137-0470.3 331090	L= 470
415 CDI (906.653, 906.655, 906.657)	110	06/09→12/09					
416 CDI (906.653, 906.655, 906.657)	120	03/09→					
418 CDI (906.653, 906.655, 906.657)	135	06/09→05/16					
419 CDI (906.653, 906.655, 906.657)	140	03/09→					
424 (906.655, 906.657, 906.653)	190	06/06→12/13					
<b>MERCEDES-BENZ - SPRINTER 4,6-t Pritsche/Fahrgestell (906) 06/06→</b>							
 <b>Bremsschlauch</b>							
411 CDI (906.153, 906.155, 906.253, 906.255)	80	06/09→12/09	←		2	24.5137-0385.3 331089	L= 385
			→	nicht für Reifenabmessung: 285/65	2	24.5131-0415.3 331238	L= 415
413 CDI	95	03/09→	→	für Reifenabmessung: 285/65	2	24.5137-0470.3 331090	L= 470
414 CDI	105	05/16→					
415 CDI (906.153, 906.155, 906.253, 906.255)	110	06/06→12/09					
416 CDI (906.153, 906.155, 906.253, 906.255)	120	03/09→					
418 CDI (906.153, 906.155, 906.253, 906.255)	135	06/06→12/09					
419 CDI (906.153, 906.155, 906.253, 906.255)	140	03/09→					
424 (906.153, 906.155, 906.253, 906.255)	190	06/06→12/13					
<b>MERCEDES-BENZ - SPRINTER 4-t Bus (904) 02/96→05/06</b>							
 <b>Bremssattel</b>							
408 CDI	60	04/00→05/06	←			24.3441-1701.5 240331	PER Ø 44 - Halter
411 CDI	80	04/00→05/06					
↓							

	kW					! #		
<b>MERCEDES-BENZ - SPRINTER 4-t Bus (904) 02/96→05/06</b>								
 <b>Bremssattel</b>								
413 CDI	95	04/00→05/06	←	<input type="checkbox"/>			24.3601-8513.5 240687	ATE Ø 60 - Halter
414	105	02/96→05/06	←	<input type="checkbox"/>			24.3441-1702.5 240332	PER Ø 44 - Halter
416 CDI	115	04/00→05/06	←	<input type="checkbox"/>			24.3601-8514.5 240688	ATE Ø 60 - Halter
			→	<input type="checkbox"/>			24.3441-1701.5 240331	PER Ø 44 - Halter
			→	<input type="checkbox"/>			24.3441-1702.5 240332	PER Ø 44 - Halter
<b>Halter, Bremssattel</b>								
408 CDI	60	04/00→05/06	←				11.8170-0510.1 260111	ATE
411 CDI	80	04/00→05/06						
413 CDI	95	04/00→05/06						
414	105	02/96→05/06						
416 CDI	115	04/00→05/06						
<b>Feder, Bremssattel</b>								
408 CDI	60	04/00→05/06	←		2		11.8116-0200.1 390505	ATE
411 CDI	80	04/00→05/06						
413 CDI	95	04/00→05/06						
414	105	02/96→05/06						
416 CDI	115	04/00→05/06						
<b>Führungshülzensatz, Bremssattel</b>								
408 CDI	60	04/00→05/06	←				11.0101-5704.2 260095	ATE
411 CDI	80	04/00→05/06						
413 CDI	95	04/00→05/06						
414	105	02/96→05/06						
416 CDI	115	04/00→05/06						
<b>Führungsbolzen, Bremssattel</b>								
408 CDI	60	04/00→05/06	←				11.8171-0008.1 990049	ATE
411 CDI	80	04/00→05/06						
413 CDI	95	04/00→05/06						
414	105	02/96→05/06						
416 CDI	115	04/00→05/06						
<b>Dichtungssatz, Bremssattel</b>								
408 CDI	60	04/00→05/06	←				11.0441-6007.2 250146	ATE
411 CDI	80	04/00→05/06						
413 CDI	95	04/00→05/06						
414	105	02/96→05/06						
416 CDI	115	04/00→05/06						
 <b>Bremsschlauch</b>								
408 CDI	60	04/00→05/06	←		2		24.5237-0490.3 330672	L= 490
411 CDI	80	04/00→05/06					83.7716-0363.3 330829	L= 363
413 CDI	95	04/00→05/06						
414	105	02/96→05/06	→		2	am Bremssattel	24.5237-0235.3 330781	L= 235
416 CDI	115	04/00→05/06	→		2		83.6105-0510.3 330622	L= 510
							83.7716-0363.3 330829	L= 363
<b>MERCEDES-BENZ - SPRINTER 4-t Kasten (904) 02/96→05/06</b>								
 <b>Bremssattel</b>								
408 CDI	60	04/00→05/06	←	<input type="checkbox"/>			24.3441-1701.5 240331	PER Ø 44 - Halter
408 D	58	02/96→05/06					24.3601-8513.5 240687	ATE Ø 60 - Halter
410 D 4x4	75	05/97→05/06						
411 CDI	80	04/00→05/06	←	<input type="checkbox"/>			24.3441-1702.5 240332	PER Ø 44 - Halter
411 CDI 4x4	80	04/00→05/06					24.3601-8514.5 240688	ATE Ø 60 - Halter
412 D	85	02/96→05/06						
412 D	90	02/96→05/06	→	<input type="checkbox"/>			24.3441-1701.5 240331	PER Ø 44 - Halter
412 D 4x4	85	05/97→05/06					24.3441-1702.5 240332	PER Ø 44 - Halter
412 D 4x4	90	05/97→05/06	→	<input type="checkbox"/>				
413 CDI	95	04/00→05/06						
413 CDI 4x4	95	04/00→05/06						
414 (904.062, 904.063, 904.662, 904.663)	105	02/96→05/06						
414 4x4 (904.062, 904.063, 904.662, 904.663)	105	05/97→05/06						
416 CDI	115	04/00→05/06						
416 CDI 4x4	115	04/00→05/06						
410 D	75	02/96→05/06	←	<input type="checkbox"/>		09/96→	24.3441-1701.5 240331	PER Ø 44 - Halter
							24.3601-8513.5 240687	ATE Ø 60 - Halter
			←	<input type="checkbox"/>		09/96→	24.3441-1702.5 240332	PER Ø 44 - Halter
							24.3601-8514.5 240688	ATE Ø 60 - Halter
			→	<input type="checkbox"/>		09/96→	24.3441-1701.5 240331	PER Ø 44 - Halter
↓								

	kW					! #		
<b>MERCEDES-BENZ - SPRINTER 4-t Kasten (904) 02/96→05/06</b>								
<b>Bremssattel</b>								
410 D	75	02/96→05/06	➔	☐; 09/96→		24.3441-1702.5	240332	PER Ø 44 - Halter
<b>Halter, Bremssattel</b>								
408 CDI	60	04/00→05/06	←			11.8170-0510.1	260111	ATE
408 D	58	02/96→05/06						
410 D 4x4	75	05/97→05/06						
411 CDI	80	04/00→05/06						
411 CDI 4x4	80	04/00→05/06						
412 D	85	02/96→05/06						
412 D	90	02/96→05/06						
412 D 4x4	85	05/97→05/06						
412 D 4x4	90	05/97→05/06						
413 CDI	95	04/00→05/06						
413 CDI 4x4	95	04/00→05/06						
414 (904.062, 904.063, 904.662, 904.663)	105	02/96→05/06						
414 4x4 (904.062, 904.063, 904.662, 904.663)	105	05/97→05/06						
416 CDI	115	04/00→05/06						
416 CDI 4x4	115	04/00→05/06						
410 D	75	02/96→05/06	←	09/96→		11.8170-0510.1	260111	ATE
<b>Feder, Bremssattel</b>								
408 CDI	60	04/00→05/06	←		2	11.8116-0200.1	390505	ATE
408 D	58	02/96→05/06						
410 D 4x4	75	05/97→05/06						
411 CDI	80	04/00→05/06						
411 CDI 4x4	80	04/00→05/06						
412 D	85	02/96→05/06						
412 D	90	02/96→05/06						
412 D 4x4	85	05/97→05/06						
412 D 4x4	90	05/97→05/06						
413 CDI	95	04/00→05/06						
413 CDI 4x4	95	04/00→05/06						
414 (904.062, 904.063, 904.662, 904.663)	105	02/96→05/06						
414 4x4 (904.062, 904.063, 904.662, 904.663)	105	05/97→05/06						
416 CDI	115	04/00→05/06						
416 CDI 4x4	115	04/00→05/06						
410 D	75	02/96→05/06	←	09/96→	2	11.8116-0200.1	390505	ATE
<b>Führungshülzensatz, Bremssattel</b>								
408 CDI	60	04/00→05/06	←			11.0101-5704.2	260095	ATE
408 D	58	02/96→05/06						
410 D 4x4	75	05/97→05/06						
411 CDI	80	04/00→05/06						
411 CDI 4x4	80	04/00→05/06						
412 D	85	02/96→05/06						
412 D	90	02/96→05/06						
412 D 4x4	85	05/97→05/06						
412 D 4x4	90	05/97→05/06						
413 CDI	95	04/00→05/06						
413 CDI 4x4	95	04/00→05/06						
414 (904.062, 904.063, 904.662, 904.663)	105	02/96→05/06						
414 4x4 (904.062, 904.063, 904.662, 904.663)	105	05/97→05/06						
416 CDI	115	04/00→05/06						
416 CDI 4x4	115	04/00→05/06						
410 D	75	02/96→05/06	←	09/96→		11.0101-5704.2	260095	ATE
<b>Führungsbolzen, Bremssattel</b>								
408 CDI	60	04/00→05/06	←			11.8171-0008.1	990049	ATE
408 D	58	02/96→05/06						
410 D 4x4	75	05/97→05/06						
411 CDI	80	04/00→05/06						
411 CDI 4x4	80	04/00→05/06						
412 D	85	02/96→05/06						
412 D	90	02/96→05/06						
412 D 4x4	85	05/97→05/06						
412 D 4x4	90	05/97→05/06						
413 CDI	95	04/00→05/06						
413 CDI 4x4	95	04/00→05/06						
414 (904.062, 904.063, 904.662, 904.663)	105	02/96→05/06						
↓								

**MERCEDES-BENZ - SPRINTER 4-t Kasten (904) 02/96→05/06**

**Führungsbolzen, Bremsattel**

414 4x4 (904.062, 904.063, 904.662, 904.663) 416 CDI 416 CDI 4x4	105 115 115	05/97→05/06 04/00→05/06 04/00→05/06	←						
410 D	75	02/96→05/06	←	09/96→			11.8171-0008.1	990049	ATE

**Dichtungssatz, Bremsattel**

408 CDI 408 D 410 D 4x4 411 CDI 411 CDI 4x4 412 D 412 D 412 D 4x4 412 D 4x4 413 CDI 413 CDI 4x4 414 (904.062, 904.063, 904.662, 904.663) 414 4x4 (904.062, 904.063, 904.662, 904.663) 416 CDI 416 CDI 4x4	60 58 75 80 80 85 90 85 90 95 95 105 105 115 115	04/00→05/06 02/96→05/06 05/97→05/06 04/00→05/06 04/00→05/06 02/96→05/06 02/96→05/06 05/97→05/06 05/97→05/06 04/00→05/06 04/00→05/06 02/96→05/06 05/97→05/06 04/00→05/06 04/00→05/06	←						
410 D	75	02/96→05/06	←	09/96→			11.0441-6007.2	250146	ATE

**Bremsschlauch**








408 CDI 408 D 410 D 4x4 411 CDI 411 CDI 4x4 412 D 412 D 412 D 4x4 412 D 4x4 413 CDI 413 CDI 4x4 414 (904.062, 904.063, 904.662, 904.663) 414 4x4 (904.062, 904.063, 904.662, 904.663) 416 CDI 416 CDI 4x4	60 58 75 80 80 85 90 85 90 95 95 105 105 115 115	04/00→05/06 02/96→05/06 05/97→05/06 04/00→05/06 04/00→05/06 02/96→05/06 02/96→05/06 05/97→05/06 05/97→05/06 04/00→05/06 04/00→05/06 02/96→05/06 05/97→05/06 04/00→05/06 04/00→05/06	←		2				
			→	am Bremsattel	2	24.5237-0490.3	330672	L= 490	
			→		2	83.7716-0363.3	330829	L= 363	
			→		2	24.5237-0235.3	330781	L= 235	
			→		2	83.6105-0510.3	330622	L= 510	
			→		2	83.7716-0363.3	330829	L= 363	
410 D	75	02/96→05/06	←	09/96→	2	24.5237-0490.3	330672	L= 490	
			→		2	83.7716-0363.3	330829	L= 363	
			→	am Bremsattel; 09/96→	2	24.5237-0235.3	330781	L= 235	
			→	09/96→	2	83.6105-0510.3	330622	L= 510	
			→		2	83.7716-0363.3	330829	L= 363	








**MERCEDES-BENZ - SPRINTER 4-t Pritsche/Fahrgestell (904) 02/96→05/06**

**Bremsattel**

408 CDI 408 D 410 D 4x4 411 CDI 411 CDI 4x4 412 D 412 D 412 D 4x4 412 D 4x4 413 CDI 413 CDI 4x4 414 (904.012, 904.013, 904.612, 904.613) 414 4x4 (904.012, 904.013, 904.612, 904.613) 416 CDI 416 CDI 4x4	60 58 75 80 80 85 90 85 90 95 95 105 105 115 115	04/00→05/06 02/96→05/06 05/97→05/06 04/00→05/06 04/00→05/06 02/96→05/06 02/96→05/06 05/97→05/06 05/97→05/06 04/00→05/06 04/00→05/06 02/95→05/06 05/97→05/06 04/00→05/06 04/00→05/06	←		☐				
			←		☐	24.3441-1701.5	240331	PER Ø 44 - Halter	
			←		☐	24.3601-8513.5	240687	ATE Ø 60 - Halter	
			←		☐	24.3441-1702.5	240332	PER Ø 44 - Halter	
			←		☐	24.3601-8514.5	240688	ATE Ø 60 - Halter	
			→		☐	24.3441-1701.5	240331	PER Ø 44 - Halter	
			→		☐	24.3441-1702.5	240332	PER Ø 44 - Halter	
410 D	75	02/96→05/06	←	☐; 09/96→	☐	24.3441-1701.5	240331	PER Ø 44 - Halter	
			←		☐	24.3601-8513.5	240687	ATE Ø 60 - Halter	
			←	☐; 09/96→	☐	24.3441-1702.5	240332	PER Ø 44 - Halter	
			←		☐	24.3601-8514.5	240688	ATE Ø 60 - Halter	



	kW					! #		
<b>MERCEDES-BENZ - SPRINTER 4-t Pritsche/Fahrgestell (904) 02/96→05/06</b>								
<b>Bremssattel</b>								
410 D	75	02/96→05/06	➔	☐; 09/96→		24.3441-1701.5	240331	PER Ø 44 - Halter
			➔	☐; 09/96→		24.3441-1702.5	240332	PER Ø 44 - Halter
<b>Halter, Bremssattel</b>								
408 CDI	60	04/00→05/06	←			11.8170-0510.1	260111	ATE
408 D	58	02/96→05/06						
410 D 4x4	75	05/97→05/06						
411 CDI	80	04/00→05/06						
411 CDI 4x4	80	04/00→05/06						
412 D	85	02/96→05/06						
412 D	90	02/96→05/06						
412 D 4x4	85	05/97→05/06						
412 D 4x4	90	05/97→05/06						
413 CDI	95	04/00→05/06						
413 CDI 4x4	95	04/00→05/06						
414 (904.012, 904.013, 904.612, 904.613)	105	02/95→05/06						
414 4x4 (904.012, 904.013, 904.612, 904.613)	105	05/97→05/06						
416 CDI	115	04/00→05/06						
416 CDI 4x4	115	04/00→05/06						
410 D	75	02/96→05/06	←	09/96→		11.8170-0510.1	260111	ATE
<b>Feder, Bremssattel</b>								
408 CDI	60	04/00→05/06	←		2	11.8116-0200.1	390505	ATE
408 D	58	02/96→05/06						
410 D 4x4	75	05/97→05/06						
411 CDI	80	04/00→05/06						
411 CDI 4x4	80	04/00→05/06						
412 D	85	02/96→05/06						
412 D	90	02/96→05/06						
412 D 4x4	85	05/97→05/06						
412 D 4x4	90	05/97→05/06						
413 CDI	95	04/00→05/06						
413 CDI 4x4	95	04/00→05/06						
414 (904.012, 904.013, 904.612, 904.613)	105	02/95→05/06						
414 4x4 (904.012, 904.013, 904.612, 904.613)	105	05/97→05/06						
416 CDI	115	04/00→05/06						
416 CDI 4x4	115	04/00→05/06						
410 D	75	02/96→05/06	←	09/96→	2	11.8116-0200.1	390505	ATE
<b>Führungshülzensatz, Bremssattel</b>								
408 CDI	60	04/00→05/06	←			11.0101-5704.2	260095	ATE
408 D	58	02/96→05/06						
410 D 4x4	75	05/97→05/06						
411 CDI	80	04/00→05/06						
411 CDI 4x4	80	04/00→05/06						
412 D	85	02/96→05/06						
412 D	90	02/96→05/06						
412 D 4x4	85	05/97→05/06						
412 D 4x4	90	05/97→05/06						
413 CDI	95	04/00→05/06						
413 CDI 4x4	95	04/00→05/06						
414 (904.012, 904.013, 904.612, 904.613)	105	02/95→05/06						
414 4x4 (904.012, 904.013, 904.612, 904.613)	105	05/97→05/06						
416 CDI	115	04/00→05/06						
416 CDI 4x4	115	04/00→05/06						
410 D	75	02/96→05/06	←	09/96→		11.0101-5704.2	260095	ATE
<b>Führungsbolzen, Bremssattel</b>								
408 CDI	60	04/00→05/06	←			11.8171-0008.1	990049	ATE
408 D	58	02/96→05/06						
410 D 4x4	75	05/97→05/06						
411 CDI	80	04/00→05/06						
411 CDI 4x4	80	04/00→05/06						
412 D	85	02/96→05/06						
412 D	90	02/96→05/06						
412 D 4x4	85	05/97→05/06						
412 D 4x4	90	05/97→05/06						
413 CDI	95	04/00→05/06						
413 CDI 4x4	95	04/00→05/06						
↓								

	kW			 	! #		
<b>MERCEDES-BENZ - SPRINTER 4-t Pritsche/Fahrgestell (904) 02/96→05/06</b>							
<b>Führungsbolzen, Bremsattel</b>							
414 (904.012, 904.013, 904.612, 904.613)	105	02/95→05/06	←			11.8171-0008.1 990049	ATE
414 4x4 (904.012, 904.013, 904.612, 904.613)	105	05/97→05/06					
416 CDI	115	04/00→05/06					
416 CDI 4x4	115	04/00→05/06					
410 D	75	02/96→05/06	←	09/96→		11.8171-0008.1 990049	ATE
<b>Dichtungssatz, Bremsattel</b>							
408 CDI	60	04/00→05/06	←			11.0441-6007.2 250146	ATE
408 D	58	02/96→05/06					
410 D 4x4	75	05/97→05/06					
411 CDI	80	04/00→05/06					
411 CDI 4x4	80	04/00→05/06					
412 D	85	02/96→05/06					
412 D	90	02/96→05/06					
412 D 4x4	85	05/97→05/06					
412 D 4x4	90	05/97→05/06					
413 CDI	95	04/00→05/06					
413 CDI 4x4	95	04/00→05/06					
414 (904.012, 904.013, 904.612, 904.613)	105	02/95→05/06					
414 4x4 (904.012, 904.013, 904.612, 904.613)	105	05/97→05/06					
416 CDI	115	04/00→05/06					
416 CDI 4x4	115	04/00→05/06					
410 D	75	02/96→05/06	←	09/96→		11.0441-6007.2 250146	ATE
<b>Bremsschlauch</b>							
408 CDI	60	04/00→05/06	←		2	24.5237-0490.3 330672	L= 490
408 D	58	02/96→05/06				83.7716-0363.3 330829	L= 363
410 D 4x4	75	05/97→05/06					
411 CDI	80	04/00→05/06	→	am Bremsattel	2	24.5237-0235.3 330781	L= 235
411 CDI 4x4	80	04/00→05/06	→				
412 D	85	02/96→05/06	→		2	83.6105-0510.3 330622	L= 510
412 D	90	02/96→05/06				83.7716-0363.3 330829	L= 363
412 D 4x4	85	05/97→05/06					
412 D 4x4	90	05/97→05/06					
413 CDI	95	04/00→05/06					
413 CDI 4x4	95	04/00→05/06					
414 (904.012, 904.013, 904.612, 904.613)	105	02/95→05/06					
414 4x4 (904.012, 904.013, 904.612, 904.613)	105	05/97→05/06					
416 CDI	115	04/00→05/06					
416 CDI 4x4	115	04/00→05/06					
410 D	75	02/96→05/06	←	09/96→	2	24.5237-0490.3 330672	L= 490
						83.7716-0363.3 330829	L= 363
			→	am Bremsattel; 09/96→	2	24.5237-0235.3 330781	L= 235
			→	09/96→	2	83.6105-0510.3 330622	L= 510
						83.7716-0363.3 330829	L= 363
<b>MERCEDES-BENZ - SPRINTER 5-t Bus 06/06→</b>							
<b>Bremsschlauch</b>							
513 CDI (906.653, 906.655, 906.657)	95	06/06→	←	03/09→	2	24.5137-0385.3 331089	L= 385
			→	03/09→; nicht für Reifenabmessung: 285/65	2	24.5131-0415.3 331238	L= 415
			→	03/09→; für Reifenabmessung: 285/65	2	24.5137-0470.3 331090	L= 470
516 CDI	120	03/09→	←		2	24.5137-0385.3 331089	L= 385
519 CDI / BlueTEC	140	03/09→	→	nicht für Reifenabmessung: 285/65	2	24.5131-0415.3 331238	L= 415
			→	für Reifenabmessung: 285/65	2	24.5137-0470.3 331090	L= 470
<b>MERCEDES-BENZ - SPRINTER 5-t Kasten (906) 06/06→</b>							
<b>Bremsschlauch</b>							
509 CDI (906.653, 906.655, 906.657)	65	06/06→12/09	←		2	24.5137-0385.3 331089	L= 385
510 CDI (906.653, 906.655, 906.657)	70	03/09→05/16	→	nicht für Reifenabmessung: 285/65	2	24.5131-0415.3 331238	L= 415
511 CDI (906.653, 906.655, 906.657)	80	06/06→12/09	→	für Reifenabmessung: 285/65	2	24.5137-0470.3 331090	L= 470
↓							

**MERCEDES-BENZ - SPRINTER 5-t Kasten (906) 06/06→**

**Bremsschlauch**

511 CDI (906.653, 906.655, 906.657)	84	05/16→	←		2	24.5137-0385.3	331089	L= 385
514 CDI (906.653, 906.655, 906.657)	105	05/16→	→	nicht für Reifenabmessung: 285/65	2	24.5131-0415.3	331238	L= 415
515 CDI (906.653, 906.655, 906.657)	110	06/06→12/09	→	für Reifenabmessung: 285/65	2	24.5137-0470.3	331090	L= 470
516 CDI (906.653, 906.655, 906.657)	120	03/09→						
518 CDI (906.653, 906.655, 906.657)	135	06/06→12/09						
519 CDI / BlueTEC (906.653, 906.655, 906.657)	140	03/09→						
524 (906.653, 906.655, 906.657)	190	06/06→12/13						
511 CDI 4x4 (906.653, 906.655, 906.657)	80	06/06→12/09	←		2	24.5137-0455.3	331131	L= 455
513 CDI 4x4 (906.653, 906.655, 906.657)	95	06/06→	→	nicht für Reifenabmessung: 285/65	2	24.5131-0415.3	331238	L= 415
514 CDI 4x4 (906.653, 906.655, 906.657)	105	05/16→	→	für Reifenabmessung: 285/65	2	24.5137-0470.3	331090	L= 470
515 CDI 4x4 (906.653, 906.655, 906.657)	110	06/06→12/09						
516 CDI 4x4 (906.653, 906.655, 906.657)	120	06/06→						
518 CDI 4x4 (906.653, 906.655, 906.657)	135	06/06→12/09						
519 CDI / BlueTEC 4x4 (906.653, 906.655, 906.657)	140	03/09→						
513 CDI (906.653, 906.655, 906.657)	95	06/06→	←	03/09→	2	24.5137-0385.3	331089	L= 385
			→	03/09→; nicht für Reifenabmessung: 285/65	2	24.5131-0415.3	331238	L= 415
			→	03/09→; für Reifenabmessung: 285/65	2	24.5137-0470.3	331090	L= 470

**MERCEDES-BENZ - SPRINTER 5-t Pritsche/Fahrgestell (905) 04/01→05/06**

**Bremssattel**

616 CDI (905.612, 905.613, 905.622, 905.623)	115	04/01→05/06	←			24.3441-1701.5	240331	PER Ø 44 - Halter
			←			24.3441-1702.5	240332	PER Ø 44 - Halter


























**Bremsschlauch**








616 CDI (905.612, 905.613, 905.622, 905.623)	115	04/01→05/06	←		2	24.5137-0365.3	331130	L= 355
			→		2	24.5237-0235.3	330781	L= 235














**MERCEDES-BENZ - SPRINTER 5-t Pritsche/Fahrgestell (906) 06/06→**

**Bremsschlauch**








509 CDI (906.153, 906.155, 906.253, 906.255)	65	06/06→12/09	←		2	24.5137-0385.3	331089	L= 385
			→	nicht für Reifenabmessung: 285/65	2	24.5131-0415.3	331238	L= 415
510 CDI (906.153, 906.155, 906.253, 906.255)	70	03/09→	→	für Reifenabmessung: 285/65	2	24.5137-0470.3	331090	L= 470
511 CDI (906.153, 906.155, 906.253, 906.255)	80	06/06→12/09						
511 CDI (906.153, 906.155, 906.253, 906.255)	84	05/16→						
514 CDI (906.153, 906.155, 906.253, 906.255)	105	05/16→						
515 CDI (906.153, 906.155, 906.253, 906.255)	110	06/06→12/09						
516 (906.153, 906.155, 906.253, 906.255)	115	09/08→						
516 CDI (906.153, 906.155, 906.253, 906.255)	120	03/09→						
516 NGT (906.153, 906.155, 906.253, 906.255)	115	09/08→						
518 CDI (906.153, 906.155, 906.253, 906.255)	135	06/06→12/09						












	kW					! #		
<b>MERCEDES-BENZ - SPRINTER 5-t Pritsche/Fahrgestell (906) 06/06 →</b>								
 <b>Bremsschlauch</b>								
519 CDI / BlueTEC (906.153, 906.155, 906.253, 906.255)	140	03/09 →	←		2	24.5137-0385.3	331089	L= 385
			→	nicht für Reifenabmessung: 285/65	2	24.5131-0415.3	331238	L= 415
524 (906.153, 906.155, 906.253, 906.255)	190	06/06 → 12/13	→	für Reifenabmessung: 285/65	2	24.5137-0470.3	331090	L= 470
511 CDI 4x4 (906.155, 906.253, 906.255)	80	06/06 → 12/09	←		2	24.5137-0455.3	331131	L= 455
513 CDI 4x4 (906.155, 906.253, 906.255)	95	05/11 → 05/16	→	nicht für Reifenabmessung: 285/65	2	24.5131-0415.3	331238	L= 415
514 CDI 4x4 (906.153, 906.155, 906.253, 906.255)	105	05/16 →	→	für Reifenabmessung: 285/65	2	24.5137-0470.3	331090	L= 470
515 CDI 4x4 (906.153, 906.155, 906.253, 906.255)	110	06/06 → 12/09						
516 CDI 4x4 (906.153, 906.155, 906.255)	120	05/11 →						
518 CDI 4x4 (906.153, 906.155, 906.253, 906.255)	135	06/06 → 12/09						
519 CDI / BlueTEC 4x4 (906.153, 906.155, 906.253, ...)	140	03/09 →						
513 CDI (906.155, 906.253, 906.255)	95	06/06 → 05/16	←	03/09 →	2	24.5137-0385.3	331089	L= 385
			→	03/09 →; nicht für Reifenabmessung: 285/65	2	24.5131-0415.3	331238	L= 415
			→	03/09 →; für Reifenabmessung: 285/65	2	24.5137-0470.3	331090	L= 470
<b>MERCEDES-BENZ - SPRINTER CLASSIC 3,5-t Kasten (909) 09/13 →</b>								
 <b>Bremssattel</b>								
311 CDI (909.632, 909.633)	80	09/13 →	←			24.3481-1789.5	240753	BRE Ø 48 - Halter
			←			24.3481-1790.5	240754	BRE Ø 48 - Halter
			→			24.3511-1721.5	240920	BOS Ø 51 - Halter
 <b>Bremsschlauch</b>								
311 CDI (909.632, 909.633)	80	09/13 →	←		2	24.5137-0385.3	331089	L= 385
			→		2	24.5137-0490.3	330964	L= 490
<b>MERCEDES-BENZ - SPRINTER CLASSIC 4,6-t Bus (909) 09/13 →</b>								
 <b>Bremsschlauch</b>								
411 CDI (909.843)	80	09/13 →	←		2	24.5137-0385.3	331089	L= 385
			→	nicht für Reifenabmessung: 285/65	2	24.5131-0415.3	331238	L= 415
			→	für Reifenabmessung: 285/65	2	24.5137-0470.3	331090	L= 470
<b>MERCEDES-BENZ - SPRINTER Kipper (905) 04/01 →</b>								
 <b>Bremssattel</b>								
616 CDI (905.612, 905.622, 905.623)	115	04/01 →	←	 → 05/06		24.3441-1701.5	240331	PER Ø 44 - Halter
			←	 → 05/06		24.3441-1702.5	240332	PER Ø 44 - Halter
 <b>Bremsschlauch</b>								
616 CDI (905.612, 905.622, 905.623)	115	04/01 →	←	→ 05/06	2	24.5137-0365.3	331130	L= 355
			→	→ 05/06	2	24.5237-0235.3	330781	L= 235
<b>MERCEDES-BENZ - T1/TN Kasten/Kombi 07/81 → 06/95</b>								
 <b>Bremssattel</b>								
408 D (611.367, 611.368)	58	11/88 → 06/95	←	 → VA:A025460		13.4441-8013.2	210261	ATE Ø 44
408 D (611.367, 611.368)	60	11/88 → 06/95	←	 → VA:A025460		13.4441-8014.2	210262	ATE Ø 44
410 (611.067, 611.068)	70	08/82 → 06/95	←	 → VA:A025460		13.4441-8015.2	210263	ATE Ø 44
410 (611.067, 611.068)	77	08/82 → 06/95	←	 → VA:A025460		13.4441-8016.2	210264	ATE Ø 44
410 D (611.467, 611.468)	70	11/88 → 06/95	←	 VA:A025461 →		13.4441-8017.2	210265	ATE Ø 44
410 D (611.467, 611.468)	72	11/88 → 06/95	←	 VA:A025461 →		13.4441-8018.2	210266	ATE Ø 44
<b>Dichtungssatz, Bremssattel</b>								
408 D (611.367, 611.368)	58	11/88 → 06/95	←	→ VA:A025460		13.0441-4408.2	250096	ATE
↓								











	kw			 	! #		
<b>MERCEDES-BENZ - T1/TN Kasten/Kombi 07/81→06/95</b>							
<b>Dichtungssatz, Bremssattel</b>							
408 D (611.367, 611.368)	60	11/88→06/95	←	VA:A025461→		13.0441-4408.2 250096	ATE
410 (611.067, 611.068)	70	08/82→06/95	←	→ VA:A025460		13.0441-4408.2 250096	ATE
410 (611.067, 611.068)	77	08/82→06/95					
410 D (611.467, 611.468)	70	11/88→06/95					
410 D (611.467, 611.468)	72	11/88→06/95					
<b>Bremsschlauch</b>							
408 D (611.367, 611.368)	58	11/88→06/95	←		2	24.5201-0474.3 331434	L= 474
408 D (611.367, 611.368)	60	11/88→06/95	→		2	24.5170-0426.3 331452	L= 426
410 D (611.467, 611.468)	70	11/88→06/95					
410 D (611.467, 611.468)	72	11/88→06/95					
410 (611.067, 611.068)	70	08/82→06/95		→ 556499; für Linkslenker		83.6104-0470.3 330253	L= 470
410 (611.067, 611.068)	77	08/82→06/95	←		2	24.5201-0474.3 331434	L= 474
			→		2	24.5170-0426.3 331452	L= 426
<b>MERCEDES-BENZ - T1/TN Pritsche/Fahrgestell 07/81→06/95</b>							
<b>Bremssattel</b>							
408 D (611.317, 611.318)	58	11/88→06/95	←	☐; → VA:A025460		13.4441-8013.2 210261	ATE Ø 44
408 D (611.317, 611.318)	60	11/88→06/95	←	☐; → VA:A025460		13.4441-8014.2 210262	ATE Ø 44
410 (611.017, 611.018)	70	08/82→06/95	←	☐; → VA:A025460		13.4441-8015.2 210263	ATE Ø 44
410 (611.017, 611.018)	77	08/82→06/95	←	☐; → VA:A025460		13.4441-8016.2 210264	ATE Ø 44
410 D (611.417, 611.418)	70	11/88→06/95	←	☐; VA:A025461→		13.4441-8017.2 210265	ATE Ø 44
410 D (611.417, 611.418)	72	11/88→06/95	←	☐; VA:A025461→		13.4441-8018.2 210266	ATE Ø 44
<b>Dichtungssatz, Bremssattel</b>							
408 D (611.317, 611.318)	58	11/88→06/95	←	→ VA:A025460		13.0441-4408.2 250096	ATE
408 D (611.317, 611.318)	60	11/88→06/95	←	VA:A025461→		13.0441-4408.2 250096	ATE
410 (611.017, 611.018)	70	08/82→06/95	←	→ VA:A025460		13.0441-4408.2 250096	ATE
410 (611.017, 611.018)	77	08/82→06/95					
410 D (611.417, 611.418)	70	11/88→06/95					
410 D (611.417, 611.418)	72	11/88→06/95					
<b>Bremsschlauch</b>							
408 D (611.317, 611.318)	58	11/88→06/95	←		2	24.5201-0474.3 331434	L= 474
408 D (611.317, 611.318)	60	11/88→06/95	→		2	24.5170-0426.3 331452	L= 426
410 D (611.417, 611.418)	70	11/88→06/95					
410 D (611.417, 611.418)	72	11/88→06/95					
410 (611.017, 611.018)	70	08/82→06/95		→ 556499; für Linkslenker		83.6104-0470.3 330253	L= 470
410 (611.017, 611.018)	77	08/82→06/95	←		2	24.5201-0474.3 331434	L= 474
			→		2	24.5170-0426.3 331452	L= 426
<b>MERCEDES-BENZ - T1 Bus (601) 05/77→02/96</b>							
<b>Bremssattel</b>							
208 D 2.3	60	10/88→02/96	←	☐		13.4441-8013.2 210261	ATE Ø 44
208 D 2.3 (601.371, 601.372, 601.376, 601.377)	58	10/88→02/96	←	☐		13.4441-8014.2 210262	ATE Ø 44
210 2.3	77	05/89→02/96	←	☐		13.4441-8015.2 210263	ATE Ø 44
210 D 2.8	70	11/88→02/96	←	☐		13.4441-8016.2 210264	ATE Ø 44
210 D 2.8	72	11/88→02/96					
<b>Dichtungssatz, Bremssattel</b>							
208 D 2.3	60	10/88→02/96	←			13.0441-4408.2 250096	ATE
208 D 2.3 (601.371, 601.372, 601.376, 601.377)	58	10/88→02/96	←			13.0441-4408.2 250096	ATE
210 2.3	77	05/89→02/96					
↓							










	kw			 	! #		
<b>MERCEDES-BENZ - T1 Bus (601) 05/77→02/96</b>							
<b>Dichtungssatz, Bremssattel</b>							
210 D 2.8	70	11/88→02/96	←			13.0441-4408.2 250096	ATE
210 D 2.8	72	11/88→02/96	←			13.0441-4408.2 250096	ATE
<b> Bremsschlauch</b>							
208 D 2.3	60	10/88→02/96	←		2	24.5201-0474.3 331434	L= 474
208 D 2.3 (601.371, 601.372, 601.376, 601.377)	58	10/88→02/96	→		2	24.5170-0426.3 331452	L= 426
210 2.3	77	05/89→02/96					
210 D 2.8	70	11/88→02/96					
210 D 2.8	72	11/88→02/96					
<b>MERCEDES-BENZ - T1 Bus (602) 04/77→02/96</b>							
<b> Bremssattel</b>							
308 D 2.3	58	05/90→02/96	←	☐; → VA:A025460		13.4441-8013.2 210261	ATE Ø 44
308 D 2.3	60	06/89→02/96	←	☐; → VA:A025460		13.4441-8014.2 210262	ATE Ø 44
310 D 2.9	70	06/89→02/96	←	☐; → VA:A025460		13.4441-8015.2 210263	ATE Ø 44
310 D 2.9	72	06/90→02/96	←	☐; → VA:A025460		13.4441-8016.2 210264	ATE Ø 44
			←	☐; VA:A025461→		13.4441-8017.2 210265	ATE Ø 44
			←	☐; VA:A025461→		13.4441-8018.2 210266	ATE Ø 44
<b>Dichtungssatz, Bremssattel</b>							
308 D 2.3	58	05/90→02/96	←	→ VA:A025460		13.0441-4408.2 250096	ATE
308 D 2.3	60	06/89→02/96	←	VA:A025461→		13.0441-4408.2 250096	ATE
310 D 2.9	70	06/89→02/96	←	→ VA:A025460		13.0441-4408.2 250096	ATE
310 D 2.9	72	06/90→02/96	←	→ VA:A025460		13.0441-4408.2 250096	ATE
<b> Bremsschlauch</b>							
308 D 2.3	58	05/90→02/96	←		2	24.5201-0474.3 331434	L= 474
308 D 2.3	60	06/89→02/96	→		2	24.5170-0426.3 331452	L= 426
310 D 2.9	70	06/89→02/96					
310 D 2.9	72	06/90→02/96					
<b>MERCEDES-BENZ - T1 Kasten (601, 611) 05/77→02/96</b>							
<b> Bremssattel</b>							
208 D 2.3	58	11/88→02/96	←	☐		13.4441-8013.2 210261	ATE Ø 44
208 D 2.3	60	10/88→02/96	←	☐		13.4441-8014.2 210262	ATE Ø 44
210 2.3	70	07/82→02/96	←	☐		13.4441-8015.2 210263	ATE Ø 44
210 2.3	77	05/89→02/96	←	☐		13.4441-8016.2 210264	ATE Ø 44
210 D 2.8	70	10/88→02/96	←	☐		13.4441-8017.2 210265	ATE Ø 44
210 D 2.8	72	10/88→02/96	←	☐		13.4441-8018.2 210266	ATE Ø 44
<b>Dichtungssatz, Bremssattel</b>							
208 D 2.3	58	11/88→02/96	←			13.0441-4408.2 250096	ATE
208 D 2.3	60	10/88→02/96	←			13.0441-4408.2 250096	ATE
210 2.3	70	07/82→02/96	←			13.0441-4408.2 250096	ATE
210 2.3	77	05/89→02/96	←			13.0441-4408.2 250096	ATE
210 D 2.8	70	10/88→02/96	←			13.0441-4408.2 250096	ATE
210 D 2.8	72	10/88→02/96	←			13.0441-4408.2 250096	ATE
<b> Bremsschlauch</b>							
208 D 2.3	58	11/88→02/96	←		2	24.5201-0474.3 331434	L= 474
208 D 2.3	60	10/88→02/96	→		2	24.5170-0426.3 331452	L= 426
210 2.3	70	07/82→02/96					
210 2.3	77	05/89→02/96					
210 D 2.8	70	10/88→02/96					
210 D 2.8	72	10/88→02/96					
<b>MERCEDES-BENZ - T1 Kasten (602) 10/82→02/96</b>							
<b> Bremssattel</b>							
308 D 2.3	58	11/88→02/96	←	☐; → VA:A025460		13.4441-8013.2 210261	ATE Ø 44
308 D 2.3	60	06/89→02/96	←	☐; → VA:A025460		13.4441-8014.2 210262	ATE Ø 44
310 2.3	70	06/89→02/96	←	☐; → VA:A025460		13.4441-8015.2 210263	ATE Ø 44
310 2.3	77	01/89→12/95	←	☐; → VA:A025460		13.4441-8016.2 210264	ATE Ø 44
310 D 2.9	70	06/89→02/96	←	☐; → VA:A025460		13.4441-8017.2 210265	ATE Ø 44
310 D 2.9	72	06/89→02/96	←	☐; → VA:A025460		13.4441-8018.2 210266	ATE Ø 44
			←	☐; VA:A025461→		13.4441-8017.2 210265	ATE Ø 44
			←	☐; VA:A025461→		13.4441-8018.2 210266	ATE Ø 44
↓							






















	kw					! #		
<b>MERCEDES-BENZ - T1 Kasten (602) 10/82→02/96</b>								
<b>Dichtungssatz, Bremsattel</b>								
308 D 2.3	58	11/88→02/96	←	→ VA:A025460			13.0441-4408.2 250096	ATE
308 D 2.3	60	06/89→02/96	←	VA:A025461→			13.0441-4408.2 250096	ATE
310 D 2.3	70	06/89→02/96	←	→ VA:A025460			13.0441-4408.2 250096	ATE
310 D 2.9	70	06/89→02/96	←	→ VA:A025460			13.0441-4408.2 250096	ATE
310 D 2.9	72	06/89→02/96	←	→ VA:A025460			13.0441-4408.2 250096	ATE
<b>Bremsschlauch</b>								
308 D 2.3	58	11/88→02/96	←		2	24.5201-0474.3	331434	L= 474
308 D 2.3	60	06/89→02/96	→		2	24.5170-0426.3	331452	L= 426
310 D 2.3	70	06/89→02/96	→					
310 D 2.3	77	01/89→12/95	→					
310 D 2.9	70	06/89→02/96	→					
310 D 2.9	72	06/89→02/96	→					
<b>MERCEDES-BENZ - T1 Pritsche/Fahrgestell (601) 01/77→02/96</b>								
<b>Bremssattel</b>								
208 D 2.3	58	11/88→02/96	←	☐			13.4441-8013.2 210261	ATE Ø 44
208 D 2.3	60	06/89→02/96	←	☐			13.4441-8014.2 210262	ATE Ø 44
210 D 2.8	72	11/88→02/96	←	☐			13.4441-8015.2 210263	ATE Ø 44
210 D 2.9	70	11/88→02/96	←	☐			13.4441-8016.2 210264	ATE Ø 44
<b>Dichtungssatz, Bremsattel</b>								
208 D 2.3	58	11/88→02/96	←				13.0441-4408.2 250096	ATE
208 D 2.3	60	06/89→02/96	←				13.0441-4408.2 250096	ATE
210 D 2.8	72	11/88→02/96	←				13.0441-4408.2 250096	ATE
210 D 2.9	70	11/88→02/96	←				13.0441-4408.2 250096	ATE
<b>Bremsschlauch</b>								
208 D 2.3	58	11/88→02/96	←		2	24.5201-0474.3	331434	L= 474
208 D 2.3	60	06/89→02/96	→		2	24.5170-0426.3	331452	L= 426
210 D 2.8	72	11/88→02/96	→					
210 D 2.9	70	11/88→02/96	→					
<b>MERCEDES-BENZ - T1 Pritsche/Fahrgestell (602) 01/77→02/96</b>								
<b>Bremssattel</b>								
308 D 2.3	58	06/89→02/96	←	☐; → VA:A025460			13.4441-8013.2 210261	ATE Ø 44
308 D 2.3	60	06/89→02/96	←	☐; → VA:A025460			13.4441-8014.2 210262	ATE Ø 44
310 D 2.9	70	06/89→02/96	←	☐; → VA:A025460			13.4441-8015.2 210263	ATE Ø 44
310 D 2.9	72	06/89→02/96	←	☐; → VA:A025460			13.4441-8016.2 210264	ATE Ø 44
			←	☐; → VA:A025461→			13.4441-8017.2 210265	ATE Ø 44
			←	☐; VA:A025461→			13.4441-8018.2 210266	ATE Ø 44
<b>Dichtungssatz, Bremsattel</b>								
308 D 2.3	58	06/89→02/96	←	→ VA:A025460			13.0441-4408.2 250096	ATE
308 D 2.3	60	06/89→02/96	←	VA:A025461→			13.0441-4408.2 250096	ATE
310 D 2.9	70	06/89→02/96	←	→ VA:A025460			13.0441-4408.2 250096	ATE
310 D 2.9	72	06/89→02/96	←	→ VA:A025460			13.0441-4408.2 250096	ATE
<b>Bremsschlauch</b>								
308 D 2.3	58	06/89→02/96	←		2	24.5201-0474.3	331434	L= 474
308 D 2.3	60	06/89→02/96	→		2	24.5170-0426.3	331452	L= 426
310 D 2.9	70	06/89→02/96	→					
310 D 2.9	72	06/89→02/96	→					
<b>MERCEDES-BENZ - Vaneo (414) 02/02→07/05</b>								
<b>Bremssattel</b>								
1.6 (414.700)	60	02/02→07/05	←	☐			24.3571-1743.5 240790	TRW Ø 57 - Halter
1.6 (414.700)	75	02/02→07/05	←	☐			24.3571-1744.5 240791	TRW Ø 57 - Halter
1.7 CDI (414.700)	55	02/02→07/05	←	☐			24.3301-1701.5 240858	TRW Ø 30 - Halter
1.7 CDI (414.700)	67	02/02→07/05	→	☐			24.3301-1702.5 240859	TRW Ø 30 - Halter
1.9 (414.700)	92	02/02→07/05	→	☐			24.3301-1702.5 240859	TRW Ø 30 - Halter
<b>Zubehörsatz, Bremsattel</b>								
1.6 (414.700)	60	02/02→07/05	←				24.0101-3803.2 260101	TRW
1.6 (414.700)	75	02/02→07/05	←				24.0101-3803.2 260101	TRW
1.7 CDI (414.700)	55	02/02→07/05	←				24.0101-3803.2 260101	TRW
1.7 CDI (414.700)	67	02/02→07/05	←				24.0101-3803.2 260101	TRW
1.9 (414.700)	92	02/02→07/05	←				24.0101-3803.2 260101	TRW
↓								

	kW			 	! #		
<b>MERCEDES-BENZ - Vaneo (414) 02/02→07/05</b>							
 <b>Bremsschlauch</b>							
1.6 (414.700)	60	02/02→07/05	←		2	24.5123-0295.3 330820	L= 295
1.6 (414.700)	75	02/02→07/05	→		2	24.5238-0230.3 330673	L= 230
1.7 CDI (414.700)	55	02/02→07/05					
1.7 CDI (414.700)	67	02/02→07/05					
1.9 (414.700)	92	02/02→07/05					
<b>MERCEDES-BENZ - Vario Bus 09/96→</b>							
 <b>Bremssattel</b>							
O 810 (670.373, 670.374)	75	09/96→12/10	→	☐; Achsnummer: 741.130/741.131		24.3441-1701.5 240331	PER Ø 44 - Halter
O 812 (670.373, 670.674)	90	09/96→12/10	→	☐; Achsnummer: 741.130/741.131		24.3441-1702.5 240332	PER Ø 44 - Halter
O 814 (670.373, 670.374)	100	09/96→12/10					
O 815 (670.373, 670.374)	112	09/96→12/10					
O 813 (670.373, 670.374)	95	01/06→	→	☐; → 12/13; Achsnummer: 741.130/741.131		24.3441-1701.5 240331	PER Ø 44 - Halter
O 816 D (670.373, 670.374)	115	01/06→	→	☐; → 12/13; Achsnummer: 741.130/741.131		24.3441-1702.5 240332	PER Ø 44 - Halter
O 818 D (670.373, 670.374)	130	09/06→					
<b>MERCEDES-BENZ - Vario Kasten/Kombi 09/96→</b>							
 <b>Bremssattel</b>							
512 D (667.351, 667.352, 667.353)	90	09/96→12/10	→	☐; Achsnummer: 741.130/741.131		24.3441-1701.5 240331	PER Ø 44 - Halter
612 D (668.351, 668.352, 668.353)	90	09/96→12/10	→	☐; Achsnummer: 741.130/741.131		24.3441-1702.5 240332	PER Ø 44 - Halter
613 D, 614 D (668.351, 668.352, 668.353)	95	09/96→12/13					
613 D, 614 D (668.351, 668.352, 668.353)	100	09/96→12/11					
812 D (670.351, 670.352, 670.353)	90	09/96→12/10					
813 D, 814 D (670.351, 670.352, 670.353)	95	09/96→12/13					
813 D, 814 D (670.351, 670.352, 670.353)	100	09/96→12/13					
813 DA, 814 DA 4x4 (669.599, 670.451, 670.452, 670.453)	95	09/96→12/13					
815 D, 816 D (670.351, 670.352, 670.353)	112	09/96→12/10					
815 D, 816 D (670.351, 670.352, 670.353)	115	09/96→12/13					
815 DA, 816 DA 4x4 (669.599, 670.451, 670.452, 670.453)	112	09/96→12/10					
815 DA, 816 DA 4x4 (669.599, 670.451, 670.452, 670.453)	115	09/96→12/13					
615 D, 616 D (668.351, 668.352, 668.353)	112	09/98→	→	☐; → 12/13; Achsnummer: 741.130/741.131		24.3441-1701.5 240331	PER Ø 44 - Halter
615 D, 616 D (668.351, 668.352, 668.353)	115	09/98→	→	☐; → 12/13; Achsnummer: 741.130/741.131		24.3441-1702.5 240332	PER Ø 44 - Halter
618 D	130	09/06→					
813 DA, 814 DA 4x4 (669.599, 670.451, 670.452, 670.453)	100	09/96→					
818 D (670.351, 670.352, 670.353)	130	09/06→					
<b>MERCEDES-BENZ - Vario Kipper 09/96→</b>							
 <b>Bremssattel</b>							
612 D (668.331, 668.332)	90	09/96→12/10	→	☐; Achsnummer: 741.130/741.131		24.3441-1701.5 240331	PER Ø 44 - Halter
613 D, 614 D (668.331, 668.332)	95	09/96→12/13	→	☐; Achsnummer: 741.130/741.131		24.3441-1702.5 240332	PER Ø 44 - Halter
613 D, 614 D (668.331, 668.332)	100	09/96→11/12					
812 D (670.331, 670.332)	90	09/96→12/10					
813 D, 814 D (670.331, 670.332)	95	09/96→12/13					
813 D, 814 D (670.331, 670.332)	100	09/96→12/13					
813 DA, 814 DA 4x4 (670.431, 670.432)	95	09/96→12/13					
↓							

	kw			 	! #		
<b>MERCEDES-BENZ - VARIO Kipper 09/96→</b>							
 <b>Bremssattel</b>							
813 DA, 814 DA 4x4 (670.431, 670.432)	100	09/96→12/13	➡	☐; Achsnummer: 741.130/741.131		<b>24.3441-1701.5 240331</b>	PER Ø 44 - Halter
815 D, 816 D (670.331, 670.332)	115	09/96→12/13	➡	☐; Achsnummer: 741.130/741.131		<b>24.3441-1702.5 240332</b>	PER Ø 44 - Halter
815 DA, 816 DA 4x4 (670.431, 670.432)	112	09/96→12/10					
815 DA, 816 DA 4x4 (670.431, 670.432)	115	09/96→12/13					
615 D, 616 D (668.331, 668.332)	112	09/98→	➡	☐; → 12/13; Achsnummer: 741.130/741.131		<b>24.3441-1701.5 240331</b>	PER Ø 44 - Halter
615 D, 616 D (668.331, 668.332)	115	09/98→	➡	☐; → 12/13; Achsnummer: 741.130/741.131		<b>24.3441-1702.5 240332</b>	PER Ø 44 - Halter
618 D	130	09/06→					
815 D, 816 D (670.331, 670.332)	112	09/96→					
818 D (670.321, 670.322)	130	09/06→					
818 DA 4x4	130	09/06→					
<b>MERCEDES-BENZ - VARIO Pritsche/Fahrgestell 09/96→</b>							
 <b>Bremssattel</b>							
512 D (667.321, 667.322, 667.323)	90	09/96→12/10	➡	☐; Achsnummer: 741.130/741.131		<b>24.3441-1701.5 240331</b>	PER Ø 44 - Halter
612 D (668.321, 668.322, 668.323)	90	09/96→12/10	➡	☐; Achsnummer: 741.130/741.131		<b>24.3441-1702.5 240332</b>	PER Ø 44 - Halter
613 D, 614 D (668.321, 668.322, 668.323)	100	09/96→12/11					
812 D (670.321, 670.322, 670.323, 670.324)	90	09/96→12/10					
813 D, 814 D (670.321, 670.322, 670.323, 670.324)	95	09/96→12/13					
813 D, 814 D (670.321, 670.322, 670.323, 670.324)	100	09/96→12/13					
813 DA, 814 DA 4x4 (670.421, 670.422, 670.423)	95	09/96→12/13					
813 DA, 814 DA 4x4 (670.421, 670.422, 670.423)	100	09/96→12/13					
815 D, 816 D (670.321, 670.322, 670.323, 670.324)	112	09/96→12/10					
815 D, 816 D (670.321, 670.322, 670.323, 670.324)	115	09/96→12/13					
815 DA, 816 DA 4x4 (670.421, 670.422, 670.423)	112	09/96→12/10					
815 DA, 816 DA 4x4 (670.421, 670.422, 670.423)	115	09/96→12/13					
613 D, 614 D (668.321, 668.322, 668.323)	95	09/96→	➡	☐; → 12/13; Achsnummer: 741.130/741.131		<b>24.3441-1701.5 240331</b>	PER Ø 44 - Halter
615 D, 616 D (668.321, 668.322, 668.323)	112	09/98→	➡	☐; → 12/13; Achsnummer: 741.130/741.131		<b>24.3441-1702.5 240332</b>	PER Ø 44 - Halter
615 D, 616 D (668.321, 668.322, 668.323)	115	09/98→					
618 D (668.321, 668.322, 668.323)	130	09/06→					
818 D (670.321, 670.322, 670.323, 670.324)	130	09/06→					
818 DA 4x4	130	09/06→					
<b>MERCEDES-BENZ - VARIO Triebkopf 09/96→</b>							
 <b>Bremssattel</b>							
613 D, 614 D (669.599, 669.899)	95	01/06→	➡	☐; → 12/13; Achsnummer: 741.130/741.131		<b>24.3441-1701.5 240331</b>	PER Ø 44 - Halter
615 D, 616 D (669.599, 669.899)	115	01/06→	➡	☐; → 12/13; Achsnummer: 741.130/741.131		<b>24.3441-1702.5 240332</b>	PER Ø 44 - Halter
618 D (669.599, 669.899)	130	09/06→					
814 DT (670.398)	100	09/96→					
816 DT (670.398)	112	09/96→					
810 DT (670.398)	75	09/96→12/10	➡	☐; Achsnummer: 741.130/741.131		<b>24.3441-1701.5 240331</b>	PER Ø 44 - Halter
812 DT	90	09/96→12/10	➡	☐; Achsnummer: 741.130/741.131		<b>24.3441-1702.5 240332</b>	PER Ø 44 - Halter

	kW			 	! #		
<b>MERCEDES-BENZ - VIANO (W639) 09/03→</b>							
 <b>Bremsschlauch</b>							
3,0 (639.711, 639.811)	140	09/03→	←	→ 02/14	2	<b>24.5140-0498.3 330912</b>	L= 498
3,2 (639.713, 639.813, 639.815)	160	09/03→	→	→ 02/14	2	<b>24.5123-0328.3 330910</b>	L= 328
3,5 (639.811, 639.813, 639.815)	190	09/07→					
3,7 (639.815)	170	06/04→					
CDI 2.0 (639.711, 639.713, 639.811, 639.813, 639.815)	80	09/03→					
CDI 2.0 (639.711, 639.713, 639.811, 639.813, 639.815)	85	08/05→					
CDI 2.0 (639.811, 639.813, 639.815)	100	07/10→					
CDI 2.0 4-matic (639.811, 639.813, 639.815)	100	07/10→					
CDI 2.2 (639.711, 639.713, 639.811, 639.813, 639.815)	110	09/03→					
CDI 2.2 (639.811, 639.813, 639.815)	120	07/10→					
CDI 2.2 4-matic (639.811, 639.813, 639.815)	120	07/10→					
CDI 3.0 (639.811, 639.813, 639.815)	150	03/06→					
CDI 3.0 (639.811, 639.813, 639.815)	165	07/10→					
CDI 2.0 4-matic (639.713)	80	07/05→	←	07/10→ 02/14	2	<b>24.5140-0498.3 330912</b>	L= 498
CDI 2.2 4-matic (639.711, 639.713, 639.811, 639.813, ...)	110	07/05→	→	07/10→ 02/14	2	<b>24.5123-0328.3 330910</b>	L= 328
<b>MERCEDES-BENZ - VITO / MIXTO Kasten (W639) 09/03→</b>							
 <b>Bremsschlauch</b>							
109 CDI (639.601, 639.603, 639.605)	65	09/03→	←	→ 02/14	2	<b>24.5140-0498.3 330912</b>	L= 498
109 CDI (639.601, 639.603, 639.605)	70	08/06→	→	→ 02/14	2	<b>24.5123-0328.3 330910</b>	L= 328
110 CDI (639.601, 639.603, 639.605)	70	09/10→					
111 CDI (639.601, 639.603, 639.605)	80	09/03→					
111 CDI (639.601, 639.603)	85	09/07→					
113 CDI (639.601, 639.603, 639.605)	100	09/10→					
115 CDI (639.601, 639.603, 639.605)	110	09/03→					
116 CDI (639.601, 639.603, 639.605)	120	09/10→					
119 (639.601, 639.603, 639.605)	140	09/03→					
122 (639.601, 639.603, 639.605)	160	09/03→					
122 CDI (639.601, 639.603, 639.605)	165	09/10→					
126 (639.601, 639.603, 639.605)	190	09/07→					
E-CELL (639.601, 639.603, 639.605)	60	03/12→					
111 CDI 4x4 (639.601, 639.603, 639.605)	80	09/07→	→	→ 02/14	2	<b>24.5123-0328.3 330910</b>	L= 328
113 CDI 4x4 (639.601, 639.603, 639.605)	100	09/10→					
116 CDI 4x4 (639.601, 639.603, 639.605)	120	09/10→					
115 CDI 4x4 (639.601, 639.603, 639.605)	110	07/06→	→	09/07→ 02/14	2	<b>24.5123-0328.3 330910</b>	L= 328
120 CDI (639.601, 639.603, 639.605)	150	07/06→	←	09/07→ 02/14	2	<b>24.5140-0498.3 330912</b>	L= 498
			→	09/07→ 02/14	2	<b>24.5123-0328.3 330910</b>	L= 328
123 (639.601, 639.603, 639.605)	165	06/04→07/08	←		2	<b>24.5140-0498.3 330912</b>	L= 498
123 (639.601)	170	06/04→07/08	→		2	<b>24.5123-0328.3 330910</b>	L= 328

	kw					! #			
<b>MERCEDES-BENZ - VITO Bus (638) 02/96→07/03</b>									
<b> Bremssattel</b>									
108 CDI 2.2 (638.194)	60	03/99→07/03	←	☐			24.3601-8513.5	240687	ATE Ø 60 - Halter
110 CDI 2.2 (638.194)	75	03/99→07/03	←	☐			24.3601-8514.5	240688	ATE Ø 60 - Halter
112 CDI 2.2 (638.194)	90	03/99→07/03	←	☐			11.3331-0039.2	220387	ATE Ø 33 - Halter
114 2.3 (638.134, 638.194)	105	12/96→07/03	→	☐			24.3331-1701.5	240543	BOS Ø 33 - Halter
			→	☐			11.3331-0040.2	220388	ATE Ø 33 - Halter
			→	☐			24.3331-1702.5	240544	BOS Ø 33 - Halter
108 D 2.3 (638.164)	58	02/96→07/03	←	☐; 03/96→			24.3601-8513.5	240687	ATE Ø 60 - Halter
110 TD 2.3 (638.174)	72	02/96→07/03	←	☐; 03/96→			24.3601-8514.5	240688	ATE Ø 60 - Halter
113 2.0 (638.114, 638.194)	95	02/96→07/03	→	☐; 03/96→			11.3331-0039.2	220387	ATE Ø 33 - Halter
			→	☐; 03/96→			24.3331-1701.5	240543	BOS Ø 33 - Halter
			→	☐; 03/96→			11.3331-0040.2	220388	ATE Ø 33 - Halter
			→	☐; 03/96→			24.3331-1702.5	240544	BOS Ø 33 - Halter
<b>Halter, Bremssattel</b>									
108 CDI 2.2 (638.194)	60	03/99→07/03	←				11.8170-0510.1	260111	ATE
110 CDI 2.2 (638.194)	75	03/99→07/03	←						
112 CDI 2.2 (638.194)	90	03/99→07/03	←						
114 2.3 (638.134, 638.194)	105	12/96→07/03	←						
108 D 2.3 (638.164)	58	02/96→07/03	←	03/96→			11.8170-0510.1	260111	ATE
110 TD 2.3 (638.174)	72	02/96→07/03	←						
113 2.0 (638.114, 638.194)	95	02/96→07/03	←						
<b>Feder, Bremssattel</b>									
108 CDI 2.2 (638.194)	60	03/99→07/03				2	11.8116-0200.1	390505	ATE
110 CDI 2.2 (638.194)	75	03/99→07/03							
112 CDI 2.2 (638.194)	90	03/99→07/03							
114 2.3 (638.134, 638.194)	105	12/96→07/03							
108 D 2.3 (638.164)	58	02/96→07/03		03/96→		2	11.8116-0200.1	390505	ATE
110 TD 2.3 (638.174)	72	02/96→07/03							
113 2.0 (638.114, 638.194)	95	02/96→07/03							
<b>Führungshülzensatz, Bremssattel</b>									
108 CDI 2.2 (638.194)	60	03/99→07/03	←				11.0101-5704.2	260095	ATE
110 CDI 2.2 (638.194)	75	03/99→07/03	←						
112 CDI 2.2 (638.194)	90	03/99→07/03	←						
114 2.3 (638.134, 638.194)	105	12/96→07/03	←						
108 D 2.3 (638.164)	58	02/96→07/03	←	03/96→			11.0101-5704.2	260095	ATE
110 TD 2.3 (638.174)	72	02/96→07/03	←						
113 2.0 (638.114, 638.194)	95	02/96→07/03	←						
<b>Führungsbolzen, Bremssattel</b>									
108 CDI 2.2 (638.194)	60	03/99→07/03					11.8171-0008.1	990049	ATE
110 CDI 2.2 (638.194)	75	03/99→07/03							
112 CDI 2.2 (638.194)	90	03/99→07/03							
114 2.3 (638.134, 638.194)	105	12/96→07/03							
108 D 2.3 (638.164)	58	02/96→07/03		03/96→			11.8171-0008.1	990049	ATE
110 TD 2.3 (638.174)	72	02/96→07/03							
113 2.0 (638.114, 638.194)	95	02/96→07/03							
<b>Dichtungssatz, Bremssattel</b>									
108 CDI 2.2 (638.194)	60	03/99→07/03	←				11.0441-6007.2	250146	ATE
110 CDI 2.2 (638.194)	75	03/99→07/03	→						
112 CDI 2.2 (638.194)	90	03/99→07/03	→				11.0441-3305.2	250006	ATE
114 2.3 (638.134, 638.194)	105	12/96→07/03	→						
108 D 2.3 (638.164)	58	02/96→07/03	←	03/96→			11.0441-6007.2	250146	ATE
110 TD 2.3 (638.174)	72	02/96→07/03	→						
113 2.0 (638.114, 638.194)	95	02/96→07/03	→	03/96→			11.0441-3305.2	250006	ATE
<b> Bremsschlauch</b>									
108 CDI 2.2 (638.194)	60	03/99→07/03	←			2	24.5131-0495.3	330677	L= 495
110 CDI 2.2 (638.194)	75	03/99→07/03	→						
112 CDI 2.2 (638.194)	90	03/99→07/03	→			2	24.5113-0515.3	330668	L= 515
114 2.3 (638.134, 638.194)	105	12/96→07/03	→						
108 D 2.3 (638.164)	58	02/96→07/03	←	03/96→		2	24.5131-0495.3	330677	L= 495

	kW			 	! #		
<b>MERCEDES-BENZ - VITO Bus (638) 02/96→07/03</b>							
 <b>Bremsschlauch</b>							
110 TD 2.3 (638.174) 113 2.0 (638.114, 638.194)	72 95	02/96→07/03 02/96→07/03	➔	03/96→	2	24.5113-0515.3 330668	L= 515
<b>MERCEDES-BENZ - VITO Bus (W639) 09/03→</b>							
 <b>Bremsschlauch</b>							
109 CDI (639.701, 639.703)	70	09/06→	➔	→ 02/14	2	24.5140-0498.3 330912	L= 498
109 CDI (639.701)	65	09/03→	➔	→ 02/14	2	24.5123-0328.3 330910	L= 328
110 CDI (639.701, 639.703, 639.705)	70	09/10→					
111 CDI (639.701, 639.703, 639.705)	80	09/03→					
111 CDI (639.701, 639.703, 639.705)	85	09/07→					
113 CDI (639.701, 639.703, 639.705)	100	09/10→					
115 CDI (639.701, 639.703, 639.705)	110	09/03→					
116 CDI (639.701, 639.703, 639.705)	120	09/10→					
119 (639.701, 639.703, 639.705)	140	09/03→					
122 (639.701, 639.703, 639.705)	160	09/03→					
122 CDI (639.701, 639.703, 639.705)	165	09/10→					
123 (639.701)	170	06/04→					
126 (639.701, 639.703, 639.705)	190	09/07→					
E-CELL (639.703)	60	03/12→					
109 CDI 4x4 (639.701)	70	09/07→	➔	→ 02/14	2	24.5123-0328.3 330910	L= 328
111 CDI 4x4 (639.701, 639.703, 639.705)	80	09/07→					
113 CDI 4x4 (639.701, 639.703, 639.705)	100	09/10→					
115 CDI 4x4 (639.701, 639.705)	110	09/07→					
116 CDI 4x4 (639.701, 639.703, 639.705)	120	09/10→					
120 CDI (639.701, 639.703, 639.705)	150	07/06→	➔	09/07→ 02/14	2	24.5140-0498.3 330912	L= 498
			➔	09/07→ 02/14	2	24.5123-0328.3 330910	L= 328
123 (639.701, 639.703, 639.705)	165	06/04→07/08	➔		2	24.5140-0498.3 330912	L= 498
			➔		2	24.5123-0328.3 330910	L= 328
<b>MERCEDES-BENZ - VITO Kasten (638) 03/97→07/03</b>							
 <b>Bremssattel</b>							
108 CDI 2.2 (638.094)	60	03/99→07/03	➔	☐		24.3601-8513.5 240687	ATE Ø 60 - Halter
108 D 2.3 (638.064, 638.068)	58	03/97→07/03	➔	☐		24.3601-8514.5 240688	ATE Ø 60 - Halter
110 CDI 2.2 (638.094)	75	03/99→07/03	➔	☐		11.3331-0039.2 220387	ATE Ø 33 - Halter
110 D 2.3 (638.074, 638.078)	72	03/97→07/03	➔	☐		24.3331-1701.5 240543	BOS Ø 33 - Halter
112 CDI 2.2 (638.094)	90	03/99→07/03	➔	☐		11.3331-0040.2 220388	ATE Ø 33 - Halter
113 2.0 (638.014, 638.094)	95	03/97→07/03	➔			24.3331-1702.5 240544	BOS Ø 33 - Halter
114 2.3 (638.034, 638.094)	105	03/97→07/03	➔				
<b>Halter, Bremssattel</b>							
108 CDI 2.2 (638.094)	60	03/99→07/03	➔			11.8170-0510.1 260111	ATE
108 D 2.3 (638.064, 638.068)	58	03/97→07/03	➔				
110 CDI 2.2 (638.094)	75	03/99→07/03	➔				
110 D 2.3 (638.074, 638.078)	72	03/97→07/03	➔				
112 CDI 2.2 (638.094)	90	03/99→07/03	➔				
113 2.0 (638.014, 638.094)	95	03/97→07/03	➔				
114 2.3 (638.034, 638.094)	105	03/97→07/03	➔				
<b>Feder, Bremssattel</b>							
108 CDI 2.2 (638.094)	60	03/99→07/03			2	11.8116-0200.1 390505	ATE
108 D 2.3 (638.064, 638.068)	58	03/97→07/03					
110 CDI 2.2 (638.094)	75	03/99→07/03					
↓							



**MERCEDES-BENZ - VITO Kasten (638) 03/97→07/03**

**Feder, Bremsattel**

110 D 2.3 (638.074, 638.078)	72	03/97→07/03			2	11.8116-0200.1	390505	ATE
112 CDI 2.2 (638.094)	90	03/99→07/03						
113 2.0 (638.014, 638.094)	95	03/97→07/03						
114 2.3 (638.034, 638.094)	105	03/97→07/03						

**Führungshülzensatz, Bremsattel**

108 CDI 2.2 (638.094)	60	03/99→07/03	←			11.0101-5704.2	260095	ATE
108 D 2.3 (638.064, 638.068)	58	03/97→07/03						
110 CDI 2.2 (638.094)	75	03/99→07/03						
110 D 2.3 (638.074, 638.078)	72	03/97→07/03						
112 CDI 2.2 (638.094)	90	03/99→07/03						
113 2.0 (638.014, 638.094)	95	03/97→07/03						
114 2.3 (638.034, 638.094)	105	03/97→07/03						

**Führungsbolzen, Bremsattel**

108 CDI 2.2 (638.094)	60	03/99→07/03				11.8171-0008.1	990049	ATE
108 D 2.3 (638.064, 638.068)	58	03/97→07/03						
110 CDI 2.2 (638.094)	75	03/99→07/03						
110 D 2.3 (638.074, 638.078)	72	03/97→07/03						
112 CDI 2.2 (638.094)	90	03/99→07/03						
113 2.0 (638.014, 638.094)	95	03/97→07/03						
114 2.3 (638.034, 638.094)	105	03/97→07/03						

**Dichtungssatz, Bremsattel**

108 CDI 2.2 (638.094)	60	03/99→07/03	←			11.0441-6007.2	250146	ATE
108 D 2.3 (638.064, 638.068)	58	03/97→07/03	→			11.0441-3305.2	250006	ATE
110 CDI 2.2 (638.094)	75	03/99→07/03						
110 D 2.3 (638.074, 638.078)	72	03/97→07/03						
112 CDI 2.2 (638.094)	90	03/99→07/03						
113 2.0 (638.014, 638.094)	95	03/97→07/03						
114 2.3 (638.034, 638.094)	105	03/97→07/03						

**Bremsschlauch**








108 CDI 2.2 (638.094)	60	03/99→07/03	←		2	24.5131-0495.3	330677	L= 495
108 D 2.3 (638.064, 638.068)	58	03/97→07/03	→		2	24.5113-0515.3	330668	L= 515
110 CDI 2.2 (638.094)	75	03/99→07/03						
110 D 2.3 (638.074, 638.078)	72	03/97→07/03						
112 CDI 2.2 (638.094)	90	03/99→07/03						
113 2.0 (638.014, 638.094)	95	03/97→07/03						
114 2.3 (638.034, 638.094)	105	03/97→07/03						










**MERCEDES-BENZ - V-KLASSE (638/2) 02/96→07/03**




































**Bremsattel**










V 200 (638.214, 638.294)	95	02/97→07/03	←	☐		24.3601-8513.5	240687	ATE Ø 60 - Halter
V 200 CDI (638.294)	75	03/99→07/03	←	☐		24.3601-8514.5	240688	ATE Ø 60 - Halter
V 220 CDI (638.294)	90	03/99→07/03	→	☐		11.3331-0039.2	220387	ATE Ø 33 - Halter
V 230 (638.234, 638.294)	105	10/96→07/03	→	☐		24.3331-1701.5	240543	BOS Ø 33 - Halter
V 230 TD (638.274)	72	09/96→07/03	→	☐		11.3331-0040.2	220388	ATE Ø 33 - Halter
						24.3331-1702.5	240544	BOS Ø 33 - Halter
V 280 (638.244, 638.294)	128	08/97→07/03	←	☐; 09/97→		24.3601-8513.5	240687	ATE Ø 60 - Halter
			←	☐; 09/97→		24.3601-8514.5	240688	ATE Ø 60 - Halter
			→	☐; 09/97→		11.3331-0039.2	220387	ATE Ø 33 - Halter
			→	☐; 09/97→		24.3331-1701.5	240543	BOS Ø 33 - Halter
			→	☐; 09/97→		11.3331-0040.2	220388	ATE Ø 33 - Halter
						24.3331-1702.5	240544	BOS Ø 33 - Halter











↓

	kW			 	! #		
<b>MERCEDES-BENZ - V-KLASSE (638/2) 02/96→07/03</b>							
<b>Halter, Bremssattel</b>							
V 200 (638.214, 638.294)	95	02/97→07/03	←			11.8170-0510.1 260111	ATE
V 200 CDI (638.294)	75	03/99→07/03					
V 220 CDI (638.294)	90	03/99→07/03					
V 230 (638.234, 638.294)	105	10/96→07/03					
V 230 TD (638.274)	72	09/96→07/03					
V 280 (638.244, 638.294)	128	08/97→07/03	←	09/97→		11.8170-0510.1 260111	ATE
<b>Feder, Bremssattel</b>							
V 200 (638.214, 638.294)	95	02/97→07/03			2	11.8116-0200.1 390505	ATE
V 200 CDI (638.294)	75	03/99→07/03					
V 220 CDI (638.294)	90	03/99→07/03					
V 230 (638.234, 638.294)	105	10/96→07/03					
V 230 TD (638.274)	72	09/96→07/03					
V 280 (638.244, 638.294)	128	08/97→07/03		09/97→	2	11.8116-0200.1 390505	ATE
<b>Führungshülzensatz, Bremssattel</b>							
V 200 (638.214, 638.294)	95	02/97→07/03	←			11.0101-5704.2 260095	ATE
V 200 CDI (638.294)	75	03/99→07/03					
V 220 CDI (638.294)	90	03/99→07/03					
V 230 (638.234, 638.294)	105	10/96→07/03					
V 230 TD (638.274)	72	09/96→07/03					
V 280 (638.244, 638.294)	128	08/97→07/03	←	09/97→		11.0101-5704.2 260095	ATE
<b>Führungsbolzen, Bremssattel</b>							
V 200 (638.214, 638.294)	95	02/97→07/03	←			11.8171-0008.1 990049	ATE
V 200 CDI (638.294)	75	03/99→07/03					
V 220 CDI (638.294)	90	03/99→07/03					
V 230 (638.234, 638.294)	105	10/96→07/03					
V 230 TD (638.274)	72	09/96→07/03					
V 280 (638.244, 638.294)	128	08/97→07/03	←	09/97→		11.8171-0008.1 990049	ATE
<b>Dichtungssatz, Bremssattel</b>							
V 200 (638.214, 638.294)	95	02/97→07/03	←			11.0441-6007.2 250146	ATE
V 200 CDI (638.294)	75	03/99→07/03	→			11.0441-3305.2 250006	ATE
V 220 CDI (638.294)	90	03/99→07/03					
V 230 (638.234, 638.294)	105	10/96→07/03					
V 230 TD (638.274)	72	09/96→07/03					
V 280 (638.244, 638.294)	128	08/97→07/03	←	09/97→		11.0441-6007.2 250146	ATE
			→	09/97→		11.0441-3305.2 250006	ATE
<b>Bremsschlauch</b>							
V 200 (638.214, 638.294)	95	02/97→07/03	←		2	24.5131-0495.3 330677	L= 495
V 200 CDI (638.294)	75	03/99→07/03	→		2	24.5113-0515.3 330668	L= 515
V 220 CDI (638.294)	90	03/99→07/03					
V 230 (638.234, 638.294)	105	10/96→07/03					
V 230 TD (638.274)	72	09/96→07/03					
V 280 (638.244, 638.294)	128	08/97→07/03	←	09/97→	2	24.5131-0495.3 330677	L= 495
			→	09/97→	2	24.5113-0515.3 330668	L= 515
<b>MG - MG ZT 06/01→10/05</b>							
<b>Bremssattel</b>							
1.8 T 16V	118	01/03→07/05	←	☐;		24.3571-9871.5 240693	ATE Ø 57 - Halter
160	118	06/01→07/05		für Bremsscheibendurchmesser [mm]:			
180	130	02/04→10/05		284			
2.0 CDTi	85	06/02→09/03	→	☐;		11.9361-9961.2 220855	ATE Ø 36 - Halter
2.0 CDTi	96	11/02→07/05		für Bremsscheibendurchmesser [mm]:			
				280			
			→	☐;		11.9361-9962.2 220856	ATE Ø 36 - Halter
				für Bremsscheibendurchmesser [mm]:			
				280			
↓							












	kw			 	! #			
<b>MG - MG ZT 06/01→10/05</b>								
 <b>Bremssattel</b>								
1.8 T 16V 160 180 2.0 CDTi 2.0 CDTi	118	01/03→07/05	➔	☐; für Bremsscheibendurchmesser [mm]: 276	24.3401-1703.5	240351	ATE Ø 40 - Halter	
	118	06/01→07/05						
	130	02/04→10/05	➔	☐; für Bremsscheibendurchmesser [mm]: 276	24.3401-1704.5	240352	ATE Ø 40 - Halter	
	85	06/02→09/03						
	96	11/02→07/05	➔	☐; für Bremsscheibendurchmesser [mm]: 276				
190	140	06/01→07/05	➔	☐; für Bremsscheibendurchmesser [mm]: 325	24.3571-1733.5	240349	ATE Ø 57 - Halter	
			➔	☐; für Bremsscheibendurchmesser [mm]: 325	24.3571-1734.5	240350	ATE Ø 57 - Halter	
			➔	☐; für Bremsscheibendurchmesser [mm]: 280	11.9361-9961.2	220855	ATE Ø 36 - Halter	
			➔	☐; für Bremsscheibendurchmesser [mm]: 280	11.9361-9962.2	220856	ATE Ø 36 - Halter	
			➔	☐; für Bremsscheibendurchmesser [mm]: 276	24.3401-1703.5	240351	ATE Ø 40 - Halter	
			➔	☐; für Bremsscheibendurchmesser [mm]: 276	24.3401-1704.5	240352	ATE Ø 40 - Halter	
			➔	☐; für Bremsscheibendurchmesser [mm]: 276				
260	191	10/03→07/05	➔	☐; für Bremsscheibendurchmesser [mm]: 325	24.3571-1733.5	240349	ATE Ø 57 - Halter	
			➔	☐; für Bremsscheibendurchmesser [mm]: 325	24.3571-1734.5	240350	ATE Ø 57 - Halter	
<b>Feder, Bremssattel</b>								
1.8 T 16V 160 180 2.0 CDTi 2.0 CDTi	118	01/03→07/05	➔	für Bremsscheibendurchmesser [mm]: 276	2	11.8116-0066.1	390577	ATE
	118	06/01→07/05						
	130	02/04→10/05	➔	für Bremsscheibendurchmesser [mm]: 280	2	11.8116-0066.1	390577	ATE
	85	06/02→09/03						
	96	11/02→07/05	➔	für Bremsscheibendurchmesser [mm]: 280	2	11.8116-0066.1	390577	ATE
190	140	06/01→07/05	➔	für Bremsscheibendurchmesser [mm]: 276	2	11.8116-0066.1	390577	ATE
			➔	für Bremsscheibendurchmesser [mm]: 280	2	11.8116-0066.1	390577	ATE
			➔	für Bremsscheibendurchmesser [mm]: 325	2	11.8116-0273.1	390515	ATE
260	191	10/03→07/05	➔	für Bremsscheibendurchmesser [mm]: 325	2	11.8116-0273.1	390515	ATE
<b>MG - MG ZT- T 10/01→10/05</b>								
 <b>Bremssattel</b>								
1.8 T 16V 160 180 2.0 CDTi	118	01/03→07/05	➔	☐; für Bremsscheibendurchmesser [mm]: 284	24.3571-9871.5	240693	ATE Ø 57 - Halter	
	118	10/01→07/05						
	130	02/04→10/05	➔	☐; für Bremsscheibendurchmesser [mm]: 280	11.9361-9961.2	220855	ATE Ø 36 - Halter	
	96	11/02→07/05	➔	☐; für Bremsscheibendurchmesser [mm]: 280	11.9361-9962.2	220856	ATE Ø 36 - Halter	
			➔	☐; für Bremsscheibendurchmesser [mm]: 276	24.3401-1703.5	240351	ATE Ø 40 - Halter	
			➔	☐; für Bremsscheibendurchmesser [mm]: 276	24.3401-1704.5	240352	ATE Ø 40 - Halter	
			➔	☐; für Bremsscheibendurchmesser [mm]: 276				
190	140	10/01→07/05	➔	☐; für Bremsscheibendurchmesser [mm]: 325	24.3571-1733.5	240349	ATE Ø 57 - Halter	
			➔	☐; für Bremsscheibendurchmesser [mm]: 325	24.3571-1734.5	240350	ATE Ø 57 - Halter	
			➔	☐; für Bremsscheibendurchmesser [mm]: 280	11.9361-9961.2	220855	ATE Ø 36 - Halter	
			➔	☐; für Bremsscheibendurchmesser [mm]: 280	11.9361-9962.2	220856	ATE Ø 36 - Halter	
↓								

	kw			 	! #		
<b>MG - MG ZT- T 10/01→10/05</b>							
 <b>Bremssattel</b>							
190	140	10/01→07/05	➔	 ; für Bremsscheibendurchmesser [mm]: 276	24.3401-1703.5	240351	ATE Ø 40 - Halter
			➔	 ; für Bremsscheibendurchmesser [mm]: 276	24.3401-1704.5	240352	ATE Ø 40 - Halter
2.0 CDTi	85	06/02→07/05	➔	 ; → 09/03; für Bremsscheibendurchmesser [mm]: 284	24.3571-9871.5	240693	ATE Ø 57 - Halter
			➔	 ; → 09/03; für Bremsscheibendurchmesser [mm]: 280	11.9361-9961.2	220855	ATE Ø 36 - Halter
			➔	 ; → 09/03; für Bremsscheibendurchmesser [mm]: 280	11.9361-9962.2	220856	ATE Ø 36 - Halter
			➔	 ; → 09/03; für Bremsscheibendurchmesser [mm]: 276	24.3401-1703.5	240351	ATE Ø 40 - Halter
			➔	 ; → 09/03; für Bremsscheibendurchmesser [mm]: 276	24.3401-1704.5	240352	ATE Ø 40 - Halter
260	191	10/03→07/05	➔	 ; für Bremsscheibendurchmesser [mm]: 325	24.3571-1733.5	240349	ATE Ø 57 - Halter
			➔	 ; für Bremsscheibendurchmesser [mm]: 325	24.3571-1734.5	240350	ATE Ø 57 - Halter
<b>Feder, Bremssattel</b>							
1.8 T 16V	118	01/03→07/05	➔	für Bremsscheibendurchmesser [mm]: 276	2	11.8116-0066.1	390577 ATE
160	118	10/01→07/05	➔	für Bremsscheibendurchmesser [mm]: 276	2	11.8116-0066.1	390577 ATE
180	130	02/04→10/05	➔	für Bremsscheibendurchmesser [mm]: 280	2	11.8116-0066.1	390577 ATE
2.0 CDTi	96	11/02→07/05	➔	für Bremsscheibendurchmesser [mm]: 280	2	11.8116-0066.1	390577 ATE
190	140	10/01→07/05	➔	für Bremsscheibendurchmesser [mm]: 276	2	11.8116-0066.1	390577 ATE
			➔	für Bremsscheibendurchmesser [mm]: 280	2	11.8116-0066.1	390577 ATE
			➔	für Bremsscheibendurchmesser [mm]: 325	2	11.8116-0273.1	390515 ATE
2.0 CDTi	85	06/02→07/05	➔	→ 09/03; für Bremsscheibendurchmesser [mm]: 276	2	11.8116-0066.1	390577 ATE
			➔	→ 09/03; für Bremsscheibendurchmesser [mm]: 280	2	11.8116-0066.1	390577 ATE
260	191	10/03→07/05	➔	für Bremsscheibendurchmesser [mm]: 325	2	11.8116-0273.1	390515 ATE
<b>MINI - MINI (R50, R53) 06/01→09/06</b>							
 <b>Bremssattel</b>							
Cooper One	85	06/01→09/06	➔		24.3481-9811.5	240675	ATE Ø 48 - Halter
	66	06/01→09/06	➔		24.3481-9812.5	240676	ATE Ø 48 - Halter
			➔	 ; → 03/03	11.9347-7001.2	220473	ATE Ø 34 - Halter
			➔	 ; → 03/03	11.9347-7002.2	220474	ATE Ø 34 - Halter
			➔	 ; 04/03→	11.9347-7003.2	220565	ATE Ø 34 - Halter
			➔	 ; 04/03→	11.9347-7004.2	220566	ATE Ø 34 - Halter
Cooper S	120	03/02→09/06	➔	 ; 07/02→	24.3481-9811.5	240675	ATE Ø 48 - Halter
			➔	 ; 07/02→	24.3481-9812.5	240676	ATE Ø 48 - Halter
			➔	 ; 07/02→ 03/03	11.9347-7001.2	220473	ATE Ø 34 - Halter
			➔	 ; 07/02→ 03/03	11.9347-7002.2	220474	ATE Ø 34 - Halter
			➔	 ; 04/03→	11.9347-7003.2	220565	ATE Ø 34 - Halter
			➔	 ; 04/03→	11.9347-7004.2	220566	ATE Ø 34 - Halter
Cooper S One	125	07/04→09/06	➔		24.3481-9811.5	240675	ATE Ø 48 - Halter
One	55	04/03→09/06	➔		24.3481-9812.5	240676	ATE Ø 48 - Halter
One D	55	06/03→09/06	➔		11.9347-7003.2	220565	ATE Ø 34 - Halter
One D	65	06/03→09/06	➔		11.9347-7004.2	220566	ATE Ø 34 - Halter
S Works Works	149	11/03→06/05	➔		11.9347-7003.2	220565	ATE Ø 34 - Halter
	155	11/03→09/06	➔				

	kW			 	! #		
<b>MINI - MINI (R50, R53) 06/01→09/06</b>							
 <b>Bremssattel</b>							
S Works Works	149 155	11/03→06/05 11/03→09/06	→	<input type="checkbox"/>		11.9347-7004.2 220566	ATE Ø 34 - Halter
<b>Halter, Bremssattel</b>							
Cooper One	85 66	06/01→09/06 06/01→09/06	→	04/03→	2	11.8170-0584.1 260105	ATE
			→	→ 03/03	2	11.8170-0584.1 260105	ATE
Cooper S	120	03/02→09/06	→	04/03→	2	11.8170-0584.1 260105	ATE
			→	07/02→ 03/03	2	11.8170-0584.1 260105	ATE
Cooper S One One D One D S Works Works	125 55 55 65 149 155	07/04→09/06 04/03→09/06 06/03→09/06 06/03→09/06 11/03→06/05 11/03→09/06	→		2	11.8170-0584.1 260105	ATE
<b>Feder, Bremssattel</b>							
Cooper One	85 66	06/01→09/06 06/01→09/06	→	04/03→	2	11.8116-0274.1 390516	ATE
			→	→ 03/03	2	11.8116-0340.1 390595	ATE
Cooper S	120	03/02→09/06	→	07/02→	2	11.8116-0274.1 390516	ATE
			→	04/03→	2	11.8116-0340.1 390595	ATE
			→	07/02→ 03/03	2	11.8116-0340.1 390595	ATE
Cooper S One One D One D	125 55 55 65	07/04→09/06 04/03→09/06 06/03→09/06 06/03→09/06	→		2	11.8116-0274.1 390516 11.8116-0340.1 390595	ATE ATE
S Works Works	149 155	11/03→06/05 11/03→09/06	→		2	11.8116-0340.1 390595	ATE
<b>Führungshülzensatz, Bremssattel</b>							
Cooper One	85 66	06/01→09/06 06/01→09/06	←			11.0101-5402.2 260009	ATE
			→	04/03→		11.0101-5407.2 260011	ATE
Cooper S	120	03/02→09/06	→	→ 03/03		11.0101-5407.2 260011	ATE
			←	07/02→		11.0101-5402.2 260009	ATE
			→	04/03→		11.0101-5407.2 260011	ATE
Cooper S One One D One D	125 55 55 65	07/04→09/06 04/03→09/06 06/03→09/06 06/03→09/06	←			11.0101-5402.2 260009	ATE
			→			11.0101-5407.2 260011	ATE
			→			11.0101-5407.2 260011	ATE
S Works Works	149 155	11/03→06/05 11/03→09/06	→			11.0101-5407.2 260011	ATE
<b>Führungsbolzen, Bremssattel</b>							
Cooper One	85 66	06/01→09/06 06/01→09/06		04/03→		11.8171-0008.1 990049	ATE
				→ 03/03		11.8171-0008.1 990049	ATE
Cooper S	120	03/02→09/06				11.8171-0008.1 990049	ATE
				07/02→		11.8171-0008.1 990049	ATE
				04/03→		11.8171-0008.1 990049	ATE
Cooper S One One D One D S Works Works	125 55 55 65 149 155	07/04→09/06 04/03→09/06 06/03→09/06 06/03→09/06 11/03→06/05 11/03→09/06		07/02→ 03/03		11.8171-0008.1 990049	ATE
						11.8171-0008.1 990049	ATE
						11.8171-0008.1 990049	ATE
 <b>Bremsschlauch</b>							
Cooper One	85 66	06/01→09/06 06/01→09/06	←		2	24.5173-0570.3 331364	L= 570
			→	→ 03/03	2	24.5173-0435.3 331363	L= 435
			→	04/03→	2	83.7751-0425.3 331271	L= 425
Cooper S	120	03/02→09/06	←	07/02→	2	24.5173-0570.3 331364	L= 570
			→	07/02→ 03/03	2	24.5173-0435.3 331363	L= 435
			→	04/03→	2	83.7751-0425.3 331271	L= 425
Cooper S One ↓	125 55	07/04→09/06 04/03→09/06	←		2	24.5173-0570.3 331364	L= 570

	kw			 	! #		
<b>MINI - MINI (R50, R53) 06/01→09/06</b>							
 <b>Bremsschlauch</b>							
One D	55	06/03→09/06	➔		2	83.7751-0425.3 331271	L= 425
One D	65	06/03→09/06					
S Works	149	11/03→06/05					
Works	155	11/03→09/06					
<b>MINI - MINI (R56) 11/05→01/14</b>							
 <b>Bremssattel</b>							
Cooper	85	09/06→11/13	←	☐; 03/10→		24.3541-1843.5 240585	TRW Ø 54 - Halter
Cooper	90	09/09→11/13	←	☐; 03/10→		24.3541-1844.5 240586	TRW Ø 54 - Halter
One D	66	06/09→07/10	➔	☐; 03/10→		24.3367-1711.5 240864	TRW Ø 36 - Halter
			➔	☐; 03/10→		24.3367-1712.5 240865	TRW Ø 36 - Halter
Cooper	88	10/06→02/12	←	☐; 11/06→		24.3541-1843.5 240585	TRW Ø 54 - Halter
Cooper S	128	10/06→02/10	←	☐; 11/06→		24.3541-1844.5 240586	TRW Ø 54 - Halter
			➔	☐; 11/06→		24.3367-1711.5 240864	TRW Ø 36 - Halter
			➔	☐; 11/06→		24.3367-1712.5 240865	TRW Ø 36 - Halter
Cooper D	80	11/06→09/10	←	☐; 04/07→		24.3541-1843.5 240585	TRW Ø 54 - Halter
One	70	11/06→03/10	←	☐; 04/07→		24.3541-1844.5 240586	TRW Ø 54 - Halter
			➔	☐; 04/07→		24.3367-1711.5 240864	TRW Ø 36 - Halter
			➔	☐; 04/07→		24.3367-1712.5 240865	TRW Ø 36 - Halter
Cooper D	82	06/10→11/13	←	☐		24.3541-1843.5 240585	TRW Ø 54 - Halter
Cooper D	82	02/11→11/13	←	☐		24.3541-1844.5 240586	TRW Ø 54 - Halter
Cooper S	120	03/10→11/13	➔	☐		24.3367-1711.5 240864	TRW Ø 36 - Halter
Cooper S	135	03/10→11/13	➔	☐		24.3367-1712.5 240865	TRW Ø 36 - Halter
Cooper S	147	01/12→11/13	➔	☐			
Cooper SD	100	02/11→11/13	➔	☐			
Cooper SD	105	02/11→11/13					
One	55	03/09→03/10					
One	55	03/10→11/13					
One	72	03/10→11/13					
One D	66	07/10→11/13					
<b>Zubehörsatz, Bremssattel</b>							
Cooper	85	09/06→11/13	➔	03/10→		24.0101-3803.2 260101	TRW
Cooper	90	09/09→11/13					
One D	66	06/09→07/10					
Cooper	88	10/06→02/12	➔	11/06→		24.0101-3803.2 260101	TRW
Cooper S	128	10/06→02/10					
Cooper D	80	11/06→09/10	➔	04/07→		24.0101-3803.2 260101	TRW
One	70	11/06→03/10					
Cooper D	82	06/10→11/13	➔			24.0101-3803.2 260101	TRW
Cooper D	82	02/11→11/13					
Cooper S	120	03/10→11/13					
Cooper S	135	03/10→11/13					
Cooper S	147	01/12→11/13					
Cooper SD	100	02/11→11/13					
Cooper SD	105	02/11→11/13					
One	55	03/09→03/10					
One	55	03/10→11/13					
One	72	03/10→11/13					
One D	66	07/10→11/13					
 <b>Bremsschlauch</b>							
Cooper	85	09/06→11/13	←	03/10→	2	83.7750-0524.3 331230	L= 523
Cooper	90	09/09→11/13	➔	03/10→	2	83.7751-0417.3 331102	L= 418
One D	66	06/09→07/10					
Cooper	88	10/06→02/12	←	11/06→	2	83.7750-0524.3 331230	L= 523
Cooper S	128	10/06→02/10	➔	11/06→	2	83.7751-0417.3 331102	L= 418
Cooper D	80	11/06→09/10	←	04/07→	2	83.7750-0524.3 331230	L= 523
One	70	11/06→03/10	➔	04/07→	2	83.7751-0417.3 331102	L= 418
Cooper D	82	06/10→11/13	←		2	83.7750-0524.3 331230	L= 523
Cooper D	82	02/11→11/13	➔		2	83.7751-0417.3 331102	L= 418
Cooper S	120	03/10→11/13					
Cooper S	135	03/10→11/13					
Cooper S	147	01/12→11/13					
Cooper SD	100	02/11→11/13					
Cooper SD	105	02/11→11/13					
John Cooper Works GP	160	09/12→11/13					
One	55	03/09→03/10					
One	55	03/10→11/13					
One	72	03/10→11/13					
One D	66	07/10→11/13					
↓							



	kW					! #		
<b>MINI - MINI (R56) 11/05→01/14</b>								
 <b>Bremsschlauch</b>								
Cooper S John Cooper Works	141	11/06→02/10	←	03/08→	2	83.7750-0524.3	331230	L= 523
John Cooper Works	155	11/07→11/13	→	03/08→	2	83.7751-0417.3	331102	L= 418
<b>MINI - MINI Cabriolet (R52) 07/04→01/08</b>								
 <b>Bremssattel</b>								
Cooper	85	07/04→11/07	←	☐		24.3481-9811.5	240675	ATE Ø 48 - Halter
Cooper S	120	07/04→11/07	←	☐		24.3481-9812.5	240676	ATE Ø 48 - Halter
Cooper S	125	07/04→11/07	←	☐		11.9347-7003.2	220565	ATE Ø 34 - Halter
One	66	07/04→11/07	→	☐		11.9347-7004.2	220566	ATE Ø 34 - Halter
John Cooper Works	155	07/04→11/07	→	☐		11.9347-7003.2	220565	ATE Ø 34 - Halter
			→	☐		11.9347-7004.2	220566	ATE Ø 34 - Halter
<b>Halter, Bremssattel</b>								
Cooper	85	07/04→11/07	→		2	11.8170-0584.1	260105	ATE
Cooper S	120	07/04→11/07						
Cooper S	125	07/04→11/07						
John Cooper Works	155	07/04→11/07						
One	66	07/04→11/07						
<b>Feder, Bremssattel</b>								
Cooper	85	07/04→11/07			2	11.8116-0274.1	390516	ATE
Cooper S	120	07/04→11/07						
Cooper S	125	07/04→11/07	→		2	11.8116-0340.1	390595	ATE
One	66	07/04→11/07						
John Cooper Works	155	07/04→11/07	→		2	11.8116-0340.1	390595	ATE
<b>Führungshülzensatz, Bremssattel</b>								
Cooper	85	07/04→11/07	←			11.0101-5407.2	260011	ATE
Cooper S	120	07/04→11/07	←					
Cooper S	125	07/04→11/07	→			11.0101-5407.2	260011	ATE
One	66	07/04→11/07	→					
John Cooper Works	155	07/04→11/07	→			11.0101-5407.2	260011	ATE
<b>Führungsbolzen, Bremssattel</b>								
Cooper	85	07/04→11/07				11.8171-0008.1	990049	ATE
Cooper S	120	07/04→11/07						
Cooper S	125	07/04→11/07						
John Cooper Works	155	07/04→11/07						
One	66	07/04→11/07						
 <b>Bremsschlauch</b>								
Cooper	85	07/04→11/07	←		2	24.5173-0570.3	331364	L= 570
Cooper S	120	07/04→11/07						
Cooper S	125	07/04→11/07	→		2	83.7751-0425.3	331271	L= 425
John Cooper Works	155	07/04→11/07						
One	66	07/04→11/07						
<b>MINI - MINI Cabriolet (R57) 10/07→06/15</b>								
 <b>Bremssattel</b>								
Cooper	85	10/07→06/10	←	☐; 01/09→		24.3541-1843.5	240585	TRW Ø 54 - Halter
Cooper S	128	04/08→07/10	←	☐; 01/09→		24.3541-1844.5	240586	TRW Ø 54 - Halter
Cooper S	141	04/08→07/10	→	☐; 01/09→		24.3367-1711.5	240864	TRW Ø 36 - Halter
			→	☐; 01/09→		24.3367-1712.5	240865	TRW Ø 36 - Halter
Cooper	88	10/07→06/15	←	☐; 01/09→ 06/14		24.3541-1843.5	240585	TRW Ø 54 - Halter
Cooper S	120	10/07→06/15	←	☐; 01/09→ 06/14		24.3541-1844.5	240586	TRW Ø 54 - Halter
			→	☐; 01/09→ 06/14		24.3367-1711.5	240864	TRW Ø 36 - Halter
			→	☐; 01/09→ 06/14		24.3367-1712.5	240865	TRW Ø 36 - Halter
Cooper	90	09/09→06/15	←	☐; 03/10→ 06/14		24.3541-1843.5	240585	TRW Ø 54 - Halter
Cooper S	135	02/10→06/15	←	☐; 03/10→ 06/14		24.3541-1844.5	240586	TRW Ø 54 - Halter
Cooper S	147	02/10→06/15	→	☐; 03/10→ 06/14		24.3367-1711.5	240864	TRW Ø 36 - Halter
One	72	09/09→06/15	→	☐; 03/10→ 06/14		24.3367-1712.5	240865	TRW Ø 36 - Halter
Cooper D	82	05/09→11/13	←	☐; 06/10→		24.3541-1843.5	240585	TRW Ø 54 - Halter
			←	☐; 06/10→		24.3541-1844.5	240586	TRW Ø 54 - Halter
			→	☐; 06/10→		24.3367-1711.5	240864	TRW Ø 36 - Halter
↓								

**MINI - MINI Cabriolet (R57) 10/07→06/15**

**Bremssattel**

Cooper D	82	05/09→11/13	➡	☐; 06/10→	24.3367-1712.5	240865	TRW Ø 36 - Halter
Cooper D	82	02/11→05/15	←	☐; → 06/14	24.3541-1843.5	240585	TRW Ø 54 - Halter
			←	☐; → 06/14	24.3541-1844.5	240586	TRW Ø 54 - Halter
			➡	☐; → 06/14	24.3367-1711.5	240864	TRW Ø 36 - Halter
			➡	☐; → 06/14	24.3367-1712.5	240865	TRW Ø 36 - Halter
Cooper SD Cooper SD	100 105	01/11→05/15 06/09→05/15	←	☐; 02/11→ 06/14	24.3541-1843.5	240585	TRW Ø 54 - Halter
			←	☐; 02/11→ 06/14	24.3541-1844.5	240586	TRW Ø 54 - Halter
			➡	☐; 02/11→ 06/14	24.3367-1711.5	240864	TRW Ø 36 - Halter
			➡	☐; 02/11→ 06/14	24.3367-1712.5	240865	TRW Ø 36 - Halter

**Zubehörsatz, Bremssattel**

Cooper	85	10/07→06/10	➡	01/09→	24.0101-3803.2	260101	TRW			
Cooper S	128	04/08→07/10								
Cooper S	141	04/08→07/10								
Cooper	88	10/07→06/15	➡	01/09→ 06/14	24.0101-3803.2	260101	TRW			
								Cooper S	120	10/07→06/15
Cooper	90	09/09→06/15	➡	03/10→ 06/14	24.0101-3803.2	260101	TRW			
								Cooper S	135	02/10→06/15
								Cooper S	147	02/10→06/15
								One	72	09/09→06/15
Cooper D	82	05/09→11/13	➡	06/10→	24.0101-3803.2	260101	TRW			
Cooper D	82	02/11→05/15	➡	→ 06/14	24.0101-3803.2	260101	TRW			
Cooper SD	100	01/11→05/15	➡	02/11→ 06/14	24.0101-3803.2	260101	TRW			
								Cooper SD	105	06/09→05/15








**Bremsschlauch**















Cooper	85	10/07→06/10	←	01/09→	2	83.7750-0524.3	331230	L= 523			
									Cooper S	128	04/08→07/10
Cooper S	141	04/08→07/10	➡	01/09→	2	83.7751-0417.3	331102	L= 418			
Cooper	88	10/07→06/15	←	01/09→ 06/14	2	83.7750-0524.3	331230	L= 523			
									Cooper S	120	10/07→06/15
Cooper	90	09/09→06/15	←	03/10→ 06/14	2	83.7750-0524.3	331230	L= 523			
									Cooper S	135	02/10→06/15
									Cooper S	147	02/10→06/15
									One	72	09/09→06/15
Cooper D	82	05/09→11/13	←	06/10→	2	83.7750-0524.3	331230	L= 523			
									➡	06/10→	2
Cooper D	82	02/11→05/15	←	→ 06/14	2	83.7750-0524.3	331230	L= 523			
									➡	→ 06/14	2
Cooper SD	100	01/11→05/15	←	02/11→ 06/14	2	83.7750-0524.3	331230	L= 523			
									Cooper SD	105	06/09→05/15
John Cooper Works	155	08/08→05/15	←	03/09→ 06/14	2	83.7750-0524.3	331230	L= 523			
									➡	03/09→ 06/14	2

**MINI - MINI CLUBMAN (R55) 10/06→12/15**

**Bremssattel**

Cooper	85	03/10→06/14	←	☐	24.3541-1843.5	240585	TRW Ø 54 - Halter
Cooper	88	10/07→12/13					
Cooper	90	03/10→06/14	←	☐	24.3541-1844.5	240586	TRW Ø 54 - Halter
Cooper D	80	10/07→02/10	➡	☐	24.3367-1711.5	240864	TRW Ø 36 - Halter
Cooper D	82	03/10→06/14	➡	☐	24.3367-1712.5	240865	TRW Ø 36 - Halter
Cooper D	82	02/11→06/14	➡	☐			
Cooper S	120	10/07→02/10					
Cooper S	128	10/07→02/10					
Cooper S	135	03/10→06/14					
Cooper S	147	03/10→06/14					
Cooper SD	100	02/11→06/14					
Cooper SD	105	02/11→06/14					
One	72	03/10→06/14					
One D	66	03/10→06/14					
One	70	03/09→02/10	←	☐	24.3541-1843.5	240585	TRW Ø 54 - Halter
			←	☐	24.3541-1844.5	240586	TRW Ø 54 - Halter
			➡	☐	24.3367-1711.5	240864	TRW Ø 36 - Halter
			➡	☐	24.3367-1712.5	240865	TRW Ø 36 - Halter

	kw					! #		
<b>MINI - MINI CLUBMAN (R55) 10/06→12/15</b>								
<b>Zubehörsatz, Bremssattel</b>								
Cooper	85	03/10→06/14	➔				24.0101-3803.2 260101	TRW
Cooper	88	10/07→12/13						
Cooper	90	03/10→06/14						
Cooper D	80	10/07→02/10						
Cooper D	82	03/10→06/14						
Cooper D	82	02/11→06/14						
Cooper S	120	10/07→02/10						
Cooper S	128	10/07→02/10						
Cooper S	135	03/10→06/14						
Cooper S	147	03/10→06/14						
Cooper SD	100	02/11→06/14						
Cooper SD	105	02/11→06/14						
One	72	03/10→06/14						
One D	66	03/10→06/14						
<b>Bremsschlauch</b>								
Cooper	85	03/10→06/14	➔		2	83.7750-0524.3	331230	L= 523
Cooper	88	10/07→12/13						
Cooper	90	03/10→06/14	➔		2	83.7751-0417.3	331102	L= 418
Cooper D	80	10/07→02/10						
Cooper D	82	03/10→06/14						
Cooper D	82	02/11→06/14						
Cooper S	120	10/07→02/10						
Cooper S	128	10/07→02/10						
Cooper S	135	03/10→06/14						
Cooper S	147	03/10→06/14						
Cooper SD	100	02/11→06/14						
Cooper SD	105	02/11→06/14						
Cooper S John Cooper Works	141	10/08→02/10						
One	72	03/10→06/14						
One D	66	03/10→06/14						
John Cooper Works	155	11/07→06/14	➔	03/08→	2	83.7750-0524.3	331230	L= 523
			➔	03/08→	2	83.7751-0417.3	331102	L= 418
<b>MINI - MINI CLUBVAN (R55) 12/12→06/14</b>								
<b>Bremssattel</b>								
Cooper	90	12/12→06/14	➔	☐		24.3541-1843.5	240585	TRW Ø 54 - Halter
Cooper D	82	12/12→06/14	➔	☐		24.3541-1844.5	240586	TRW Ø 54 - Halter
One	72	12/12→06/14	➔	☐		24.3367-1711.5	240864	TRW Ø 36 - Halter
			➔	☐		24.3367-1712.5	240865	TRW Ø 36 - Halter
<b>Bremsschlauch</b>								
Cooper	90	12/12→06/14	➔		2	83.7750-0524.3	331230	L= 523
Cooper D	82	12/12→06/14						
One	72	12/12→06/14	➔		2	83.7751-0417.3	331102	L= 418
<b>MINI - MINI COUNTRYMAN (R60) 01/10→10/16</b>								
<b>Bremssattel</b>								
Cooper	85	01/10→10/16	➔	☐; 09/10→		24.3541-1853.5	240623	TRW Ø 54 - Halter
Cooper	88	01/10→10/16						
Cooper	90	01/10→10/16	➔	☐; 09/10→		24.3541-1854.5	240624	TRW Ø 54 - Halter
Cooper D	82	01/10→10/16						
Cooper D ALL4	82	01/10→09/16						
Cooper D ALL4	82	07/10→09/16						
One	72	01/10→09/16						
One D	66	01/10→10/16						
Cooper ALL4	90	11/12→09/16	➔	☐; 11/14→		24.3541-1853.5	240623	TRW Ø 54 - Halter
Cooper ALL4	90	11/12→10/16	➔	☐; 11/14→		24.3541-1854.5	240624	TRW Ø 54 - Halter
Cooper SD	100	01/10→10/16	➔	☐; 02/11→		24.3541-1853.5	240623	TRW Ø 54 - Halter
Cooper SD	105	01/10→10/16						
Cooper SD ALL4	100	01/10→09/16	➔	☐; 02/11→		24.3541-1854.5	240624	TRW Ø 54 - Halter
Cooper SD ALL4	105	01/10→09/16						
<b>MINI - MINI Coupe (R58) 12/10→05/15</b>								
<b>Bremssattel</b>								
Cooper	85	12/10→04/15	➔	☐; 10/11→		24.3541-1843.5	240585	TRW Ø 54 - Halter
Cooper	90	12/10→04/15						
Cooper S	120	12/10→04/15	➔	☐; 10/11→		24.3541-1844.5	240586	TRW Ø 54 - Halter
Cooper S	135	12/10→04/15	➔	☐; 10/11→		24.3367-1711.5	240864	TRW Ø 36 - Halter
Cooper SD	100	12/10→05/15						
Cooper SD	105	12/10→05/15	➔	☐; 10/11→		24.3367-1712.5	240865	TRW Ø 36 - Halter
Cooper S JCW	147	12/10→04/15						

	kw			 	! #			
<b>MINI - MINI Coupe (R58) 12/10→05/15</b>								
 <b>Bremsschlauch</b>								
Cooper	85	12/10→04/15	←	10/11→	2	83.7750-0524.3	331230	L= 523
Cooper	90	12/10→04/15	→	10/11→	2	83.7751-0417.3	331102	L= 418
Cooper S	120	12/10→04/15						
Cooper S	135	12/10→04/15						
Cooper SD	100	12/10→05/15						
Cooper SD	105	12/10→05/15						
Cooper S JCW	147	12/10→04/15						
John Cooper Works	155	12/10→05/15						
<b>MINI - MINI PACEMAN (R61) 03/12→09/16</b>								
 <b>Bremssattel</b>								
Cooper	88	04/12→09/16	←	☐; 11/12→		24.3541-1853.5	240623	TRW Ø 54 - Halter
Cooper	90	04/12→09/16	←	☐; 11/12→		24.3541-1854.5	240624	TRW Ø 54 - Halter
Cooper D	82	04/12→09/16						
Cooper D	82	07/12→09/16						
Cooper D ALL4	82	04/12→09/16						
Cooper D ALL4	82	03/12→09/16						
Cooper SD	105	03/12→09/16						
Cooper SD ALL4	100	04/12→09/16						
Cooper SD ALL4	105	04/12→09/16						
Cooper ALL4	90	11/12→09/16	←	☐; 07/14→		24.3541-1853.5	240623	TRW Ø 54 - Halter
Cooper ALL4	90	02/13→09/16	←	☐; 07/14→		24.3541-1854.5	240624	TRW Ø 54 - Halter
<b>MINI - MINI Roadster (R59) 01/11→04/15</b>								
 <b>Bremssattel</b>								
Cooper	85	11/11→04/15	←	☐; 02/12→		24.3541-1843.5	240585	TRW Ø 54 - Halter
Cooper	90	11/11→04/15	←	☐; 02/12→		24.3541-1844.5	240586	TRW Ø 54 - Halter
Cooper S	120	11/11→04/15						
Cooper S	135	11/11→04/15						
Cooper SD	100	11/11→04/15						
Cooper SD	105	11/11→04/15						
Cooper S JCW	147	11/11→04/15						
Cooper S JCW	147	11/11→04/15	→	☐; 02/12→		24.3367-1711.5	240864	TRW Ø 36 - Halter
Cooper SD	100	11/11→04/15	→	☐; 02/12→		24.3367-1712.5	240865	TRW Ø 36 - Halter
<b>MINI - MINI Roadster (R59) 01/11→04/15</b>								
 <b>Bremsschlauch</b>								
Cooper	85	11/11→04/15	←	02/12→	2	83.7750-0524.3	331230	L= 523
Cooper	90	11/11→04/15	→	02/12→	2	83.7751-0417.3	331102	L= 418
Cooper S	120	11/11→04/15						
Cooper S	135	11/11→04/15						
Cooper SD	100	11/11→04/15						
Cooper SD	105	11/11→04/15						
Cooper S JCW	147	11/11→04/15						
John Cooper Works	155	11/11→04/15						
<b>MITSUBISHI - ASX (GA_W_) 01/10→</b>								
 <b>Bremsschlauch</b>								
1.6 MIVEC	85	05/10→	←	☐; 06/10→ 06/12		24.5286-0615.3	331493	L= 615
			→	☐ / innen; 06/10→ 06/12		24.5247-0236.3	331417	L= 235
			→	☐ / innen; 06/10→ 06/12		24.5247-0237.3	331418	L= 235
1.6 MIVEC	86	06/10→	←	☐; → 06/12		24.5286-0615.3	331493	L= 615
			1.8	102	02/10→	→	☐ / innen; → 06/12	24.5247-0236.3
1.8 DI-D	85	06/10→						
1.8 DI-D	110	06/10→						
1.8 DI-D 4WD	85	06/10→						
1.8 DI-D 4WD	110	06/10→						
2.0 i	110	06/10→						
2.0 i 4WD	110	06/10→						
<b>MITSUBISHI - ASX Van (GA_W_) 06/10→</b>								
 <b>Bremsschlauch</b>								
1.8 DI-D 4WD	110	06/10→	←	☐; → 06/12		24.5286-0615.3	331493	L= 615
			→	☐ / innen; → 06/12		24.5247-0236.3	331417	L= 235
			→	☐ / innen; → 06/12		24.5247-0237.3	331418	L= 235
<b>MITSUBISHI - CARISMA (DA_) 07/95→06/06</b>								
 <b>Bremssattel</b>								
1.6 (DA1A)	66	07/95→06/06	←	☐; 03/99→ 06/00		24.3541-1783.5	240269	TRW Ø 54 - Halter
			←	☐; 03/99→ 06/00		24.3541-1784.5	240270	TRW Ø 54 - Halter
			←	☐; 07/00→		24.3541-1785.5	240271	TRW Ø 54 - Halter
			←	☐; 07/00→		24.3541-1786.5	240272	TRW Ø 54 - Halter
↓								

**MITSUBISHI - CARISMA (DA\_) 07/95→06/06**

**Bremssattel**

1.6 (DA1A)	66	07/95→06/06	➡	☐; 06/99→; + ABS	24.3384-1743.5	240319	TRW Ø 38 - Halter
			➡	☐; 06/99→; + ABS	24.3384-1744.5	240320	TRW Ø 38 - Halter
1.6 (DA1A)	70	12/98→06/06	←	☐; 03/99→	24.3541-1783.5	240269	TRW Ø 54 - Halter
1.6 (DA1A)	73	05/97→06/06	←	☐; 03/99→	24.3541-1784.5	240270	TRW Ø 54 - Halter
1.9 TD (DA4A)	66	10/96→09/00					
1.6 (DA1A)	76	09/00→06/06	←	☐	24.3541-1785.5	240271	TRW Ø 54 - Halter
			←	☐	24.3541-1786.5	240272	TRW Ø 54 - Halter
			➡	☐; + ABS	24.3384-1743.5	240319	TRW Ø 38 - Halter
			➡	☐; + ABS	24.3384-1744.5	240320	TRW Ø 38 - Halter
			➡	☐; + ABS	24.3384-1743.5	240319	TRW Ø 38 - Halter
1.8 (DA2A)	85	07/95→07/97	←	☐	24.3541-1783.5	240269	TRW Ø 54 - Halter
1.8 MSX - 16V (DA2A)	103	07/95→07/97	←	☐	24.3541-1784.5	240270	TRW Ø 54 - Halter
1.8 16V GDI (DA2A)	92	09/97→06/06	←	☐; → 08/00	24.3541-1783.5	240269	TRW Ø 54 - Halter
			←	☐; → 08/00	24.3541-1784.5	240270	TRW Ø 54 - Halter
			←	☐; 09/00→	24.3541-1785.5	240271	TRW Ø 54 - Halter
			←	☐; 09/00→	24.3541-1786.5	240272	TRW Ø 54 - Halter
			➡	☐; 06/99→; + ABS	24.3384-1743.5	240319	TRW Ø 38 - Halter
			➡	☐; 06/99→; + ABS	24.3384-1744.5	240320	TRW Ø 38 - Halter
			➡	☐; + ABS	24.3384-1743.5	240319	TRW Ø 38 - Halter
1.8 GDI (DA2A)	90	10/00→06/06	➡	☐; + ABS	24.3384-1743.5	240319	TRW Ø 38 - Halter
			➡	☐; + ABS	24.3384-1744.5	240320	TRW Ø 38 - Halter
1.9 DI-D	85	09/00→06/06	←	☐	24.3541-1785.5	240271	TRW Ø 54 - Halter
1.9 DI-D (DA5A)	75	09/00→06/06	←	☐	24.3541-1786.5	240272	TRW Ø 54 - Halter
			➡	☐	24.3384-1743.5	240319	TRW Ø 38 - Halter
			➡	☐	24.3384-1744.5	240320	TRW Ø 38 - Halter














**Bremsschlauch**

1.6 (DA1A)	66	07/95→06/06	←		2	24.5248-0461.3	330707	L= 460
1.6 (DA1A)	70	12/98→06/06	➡		2	24.5249-0416.3	330708	L= 416
1.6 (DA1A)	73	05/97→06/06						
1.6 (DA1A)	76	09/00→06/06						
1.8 (DA2A)	85	07/95→07/97						
1.8 16V GDI (DA2A)	92	09/97→06/06						
1.8 GDI (DA2A)	90	10/00→06/06						
1.8 MSX - 16V (DA2A)	103	07/95→07/97						
1.9 DI-D	85	09/00→06/06						
1.9 DI-D (DA5A)	75	09/00→06/06						
1.9 TD (DA4A)	66	10/96→09/00						

















**MITSUBISHI - CARISMA Stufenheck (DA\_) 09/96→06/06**














**Bremssattel**

1.3 16V	60	09/00→10/04	←	☐	24.3541-1785.5	240271	TRW Ø 54 - Halter
1.9 DI-D	85	09/00→06/06	←	☐	24.3541-1786.5	240272	TRW Ø 54 - Halter
1.9 DI-D (DA5A)	75	09/00→06/06					
			➡	☐	24.3384-1743.5	240319	TRW Ø 38 - Halter
			➡	☐	24.3384-1744.5	240320	TRW Ø 38 - Halter
1.6 (DA1A)	66	09/96→06/06	←	☐; 03/99→ 06/00	24.3541-1783.5	240269	TRW Ø 54 - Halter
			←	☐; 03/99→ 06/00	24.3541-1784.5	240270	TRW Ø 54 - Halter
			←	☐; 07/00→	24.3541-1785.5	240271	TRW Ø 54 - Halter
			←	☐; 07/00→	24.3541-1786.5	240272	TRW Ø 54 - Halter
			➡	☐; 06/99→; + ABS	24.3384-1743.5	240319	TRW Ø 38 - Halter
			➡	☐; 06/99→; + ABS	24.3384-1744.5	240320	TRW Ø 38 - Halter
1.6 (DA1A)	70	12/98→06/06	←	☐; 03/99→	24.3541-1783.5	240269	TRW Ø 54 - Halter
1.6 (DA1A)	73	05/97→06/06	←	☐; 03/99→	24.3541-1784.5	240270	TRW Ø 54 - Halter
1.9 TD (DA4A)	66	10/96→09/00					
1.6 (DA1A)	76	09/00→06/06	←	☐	24.3541-1785.5	240271	TRW Ø 54 - Halter
			←	☐	24.3541-1786.5	240272	TRW Ø 54 - Halter
			➡	☐; + ABS	24.3384-1743.5	240319	TRW Ø 38 - Halter
			➡	☐; + ABS	24.3384-1744.5	240320	TRW Ø 38 - Halter
1.8 (DA2A)	85	09/96→09/97	←	☐	24.3541-1783.5	240269	TRW Ø 54 - Halter
			←	☐	24.3541-1784.5	240270	TRW Ø 54 - Halter
1.8 16V GDI (DA2A)	92	09/97→06/06	←	☐; → 08/00	24.3541-1783.5	240269	TRW Ø 54 - Halter
↓							
















	kw					! #		
<b>MITSUBISHI - CARISMA Stufenheck (DA_) 09/96→06/06</b>								
 <b>Bremssattel</b>								
1.8 16V GDI (DA2A)	92	09/97→06/06	←	☐; → 08/00		24.3541-1784.5	240270	TRW Ø 54 - Halter
			←	☐; 09/00→		24.3541-1785.5	240271	TRW Ø 54 - Halter
			←	☐; 09/00→		24.3541-1786.5	240272	TRW Ø 54 - Halter
			→	☐; 06/99→; + ABS		24.3384-1743.5	240319	TRW Ø 38 - Halter
			→	☐; 06/99→; + ABS		24.3384-1744.5	240320	TRW Ø 38 - Halter
1.8 GDI (DA2A)	90	10/00→06/06	→	☐; + ABS		24.3384-1743.5	240319	TRW Ø 38 - Halter
			→	☐; + ABS		24.3384-1744.5	240320	TRW Ø 38 - Halter
 <b>Bremsschlauch</b>								
1.3 16V	60	09/00→10/04	←		2	24.5248-0461.3	330707	L= 460
1.6 (DA1A)	66	09/96→06/06						
1.6 (DA1A)	70	12/98→06/06	→		2	24.5249-0416.3	330708	L= 416
1.6 (DA1A)	73	05/97→06/06						
1.6 (DA1A)	76	09/00→06/06						
1.8 (DA2A)	85	09/96→09/97						
1.8 16V GDI (DA2A)	92	09/97→06/06						
1.8 GDI (DA2A)	90	10/00→06/06						
1.9 DI-D	85	09/00→06/06						
1.9 DI-D (DA5A)	75	09/00→06/06						
1.9 TD (DA4A)	66	10/96→09/00						
<b>MITSUBISHI - COLT V (CJ_, CP_) 09/95→08/04</b>								
 <b>Bremsschlauch</b>								
1.5 16V (CJ2A)	69	10/99→09/03	→	→ 08/00	2	24.5205-0205.3	330780	L= 205
1600 GLX (CJ4A)	66	05/96→09/00						
1300 (CJ1A)	60	06/00→09/03	→	09/00→ 06/03	2	24.5205-0205.3	330780	L= 205
1300 GL, GLX (CJ1A)	55	05/96→06/00	→		2	24.5205-0205.3	330780	L= 205
1600	76	09/00→09/03	→	→ 06/03	2	24.5205-0205.3	330780	L= 205
<b>MITSUBISHI - COLT VI (Z3_A, Z2_A) 10/02→12/12</b>								
 <b>Bremssattel</b>								
1.1	55	10/04→06/12	←	☐		24.3541-1819.7	220767	TRW Ø 54 - Halter
1.1 LPG	55	10/04→06/12	←	☐		24.3541-1820.7	220768	TRW Ø 54 - Halter
1.3	68	10/04→06/12	←	☐				
1.3	70	06/04→06/12	→	☐		24.3344-1725.5	240862	TRW Ø 34 - Halter
1.3 LPG	70	06/04→06/12	→	☐				
1.5	80	06/04→06/12	→	☐		24.3344-1726.5	240863	TRW Ø 34 - Halter
1.5 DI-D	50	08/04→06/12						
1.5 DI-D	70	08/04→06/12						
1.5 CZT	110	03/05→06/12	→	☐		24.3344-1725.5	240862	TRW Ø 34 - Halter
1.5 Ralliart R	132	02/10→06/12	→	☐		24.3344-1726.5	240863	TRW Ø 34 - Halter
 <b>Bremsschlauch</b>								
1.1	55	10/04→06/12	←	→ 05/05	2	24.5298-0475.3	331255	L= 474
1.1 LPG	55	10/04→06/12	←					
1.3	68	10/04→06/12	←	05/07→	2	24.5298-0475.3	331255	L= 474
1.3	70	06/04→06/12	←	06/05→ 04/07	2	24.5298-0475.3	331255	L= 474
1.3 LPG	70	06/04→06/12	→					
1.5	80	06/04→06/12	→	→ 01/09	2	24.5150-0459.3	331018	L= 459,6
1.5 CZT	110	03/05→06/12	→	02/09→	2	24.5150-0459.3	331018	L= 459,6
1.5 DI-D	50	08/04→06/12	←	→ 05/05	2	24.5298-0475.3	331255	L= 474
1.5 DI-D	70	08/04→06/12	←	05/07→	2	24.5298-0475.3	331255	L= 474
			←	06/05→ 04/07	2	24.5298-0475.3	331255	L= 474
			→		2	24.5150-0459.3	331018	L= 459,6
1.5 Ralliart R	132	02/10→06/12	←		2	24.5298-0475.3	331255	L= 474
			→		2	24.5150-0459.3	331018	L= 459,6
<b>MITSUBISHI - COLT CZC Cabriolet (RG) 05/06→07/09</b>								
 <b>Bremssattel</b>								
1.5 (Z23)	80	05/06→07/09	←	☐		24.3541-1819.7	220767	TRW Ø 54 - Halter
			←	☐		24.3541-1820.7	220768	TRW Ø 54 - Halter
			→	☐		24.3344-1725.5	240862	TRW Ø 34 - Halter
			→	☐		24.3344-1726.5	240863	TRW Ø 34 - Halter
1.5 Turbo (Z23)	110	05/06→07/09	→	☐		24.3344-1725.5	240862	TRW Ø 34 - Halter
↓								































	kw					! #		
<b>MITSUBISHI - COLT CZC Cabriolet (RG) 05/06→07/09</b>								
 <b>Bremssattel</b>								
1.5 Turbo (Z23)	110	05/06→07/09	➔	☐			24.3344-1726.5 240863	TRW Ø 34 - Halter
 <b>Bremsschlauch</b>								
1.5 (Z23)	80	05/06→07/09	←	05/07→	2	24.5298-0475.3 331255	L= 474	
1.5 Turbo (Z23)	110	05/06→07/09	←	→ 04/07	2	24.5298-0475.3 331255	L= 474	
			➔		2	24.5150-0459.3 331018	L= 459,6	
<b>MITSUBISHI - GALANT V (E5_A, E7_A, E8_A) 11/92→10/96</b>								
 <b>Bremssattel</b>								
2.5 (E88A)	125	11/92→09/96	←	☐		24.3431-1701.5 240437	Ø 43 - Halter	
2.5 V6-24 4WD (E88A)	125	11/92→08/96	←	☐		24.3431-1702.5 240438	Ø 43 - Halter	
<b>MITSUBISHI - GALANT V Stufenheck (E5_A, E7_A, E8_A) 11/92→12/98</b>								
 <b>Bremssattel</b>								
2.5 V6-24 4WD (E88A)	125	11/92→08/96	←	☐		24.3431-1701.5 240437	Ø 43 - Halter	
			←	☐		24.3431-1702.5 240438	Ø 43 - Halter	
<b>MITSUBISHI - GALANT VI (EA_) 09/96→10/04</b>								
 <b>Bremssattel</b>								
2.4 GDI (EA3A)	110	02/99→09/00	←	☐; 03/99→ 03/00		24.3431-1701.5 240437	Ø 43 - Halter	
			←	☐; 03/99→ 03/00		24.3431-1702.5 240438	Ø 43 - Halter	
2.5 Type S	151	10/99→10/04	←	☐; → 02/00		24.3431-1701.5 240437	Ø 43 - Halter	
			←	☐; → 02/00		24.3431-1702.5 240438	Ø 43 - Halter	
2.5 V6 24V	206	09/96→10/02	←	☐; 12/97→ 03/00		24.3431-1701.5 240437	Ø 43 - Halter	
2.5 V6 24V (EA5A)	120	09/96→09/00	←	☐; 12/97→ 03/00		24.3431-1702.5 240438	Ø 43 - Halter	
 <b>Bremsschlauch</b>								
2.0 (EA2A)	98	09/00→10/04	←	→ 10/03	2	24.5290-0545.3 331063	L= 545	
2.4 GDI (EA3A)	106	09/00→10/04						
2.5 V6 24V (EA5A)	118	09/00→10/04						
2.0 (EA2A)	100	09/96→09/00	←	10/96→	2	24.5290-0545.3 331063	L= 545	
2.5 V6 24V	206	09/96→10/02						
2.5 V6 24V (EA5A)	120	09/96→09/00						
2.0 GDI	107	01/97→10/04	←	→ 05/03	2	24.5290-0545.3 331063	L= 545	
2.5 Type S	151	10/99→10/04						
2.0 TDI (EA6A)	66	09/96→10/04	←	10/96→ 07/01	2	24.5290-0545.3 331063	L= 545	
			➔	10/96→ 07/01	2	24.5230-0243.3 331155	L= 243	
2.4 GDI (EA3A)	110	02/99→09/00	←	03/99→	2	24.5290-0545.3 331063	L= 545	
<b>MITSUBISHI - GALANT VI Kombi (EA_) 09/96→10/03</b>								
 <b>Bremssattel</b>								
2.4 GDI (EA3W)	110	02/99→10/03	←	☐; 03/99→ 03/00		24.3431-1701.5 240437	Ø 43 - Halter	
			←	☐; 03/99→ 03/00		24.3431-1702.5 240438	Ø 43 - Halter	
2.5 V6 24V	206	09/96→10/02	←	☐; 12/97→ 03/00		24.3431-1701.5 240437	Ø 43 - Halter	
2.5 V6 24V (EA5W)	120	09/96→09/00	←	☐; 12/97→ 03/00		24.3431-1702.5 240438	Ø 43 - Halter	
2.8 TD	92	10/96→07/01						
 <b>Bremsschlauch</b>								
2.0 (EA2W)	98	09/00→10/03	←		2	24.5290-0545.3 331063	L= 545	
2.4 GDI (EA3W)	106	09/00→10/03						
2.5 V6 24V (EA5W)	118	09/00→10/03						
2.8 TD	92	10/96→07/01						
2.0 (EA2W)	100	09/96→09/00	←	10/96→	2	24.5290-0545.3 331063	L= 545	
2.5 V6 24V	206	09/96→10/02						
2.5 V6 24V (EA5W)	120	09/96→09/00						
2.0 TDI (EA6W)	66	09/96→10/03	←	10/96→ 07/01	2	24.5290-0545.3 331063	L= 545	
			➔	10/96→ 07/01	2	24.5230-0243.3 331155	L= 243	
2.4 GDI (EA3W)	110	02/99→10/03	←	03/99→	2	24.5290-0545.3 331063	L= 545	
<b>MITSUBISHI - GALLOPER (JK-01) 09/98→12/03</b>								
 <b>Bremssattel</b>								
2.5 TD	65	09/98→12/03	←	☐; 01/99→		24.3431-1705.5 240365	Ø 43 - Halter	
2.5 TD intercooler	73	09/98→12/03	←	☐; 01/99→		24.3431-1706.5 240366	Ø 43 - Halter	
3.0 V6	104	09/98→12/03						















	kw					! #		
<b>MITSUBISHI - L 200 / TRITON (KA_T, KB_T) 01/04→12/15</b>								
 <b>Bremsschlauch</b>								
2.5 DiD (KA4T)	100	11/05→12/15	←	☐; 01/06→		24.5241-0720.3	331415	L= 720
2.5 DI-D 4WD (KB4T)	100	11/05→12/15	←	☐; 01/06→		24.5241-0721.3	331416	L= 720
2.5 DI-D (KA4T)	94	04/10→12/15	←	☐		24.5241-0720.3	331415	L= 720
2.5 DI-D 16V 4WD	98	04/07→12/15	←	☐		24.5241-0721.3	331416	L= 720
2.5 DI-D 4WD (KB4T)	123	10/07→12/15	←	☐		24.5241-0720.3	331415	L= 720
2.5 DI-D 4WD (KB4T)	131	04/10→12/15	←	☐		24.5241-0721.3	331416	L= 720
2.5 DI-D (KA4T)	123	08/07→12/15	←	☐; für Fahrzeuge mit erhöhter Bodenfreiheit		24.5241-0720.3	331415	L= 720
			←	☐; für Fahrzeuge mit erhöhter Bodenfreiheit		24.5241-0721.3	331416	L= 720
2.5 DI-D (KA4T)	131	01/10→12/15	←	☐; 03/13→; für Fahrzeuge mit erhöhter Bodenfreiheit		24.5241-0720.3	331415	L= 720
			←	☐; 03/13→; für Fahrzeuge mit erhöhter Bodenfreiheit		24.5241-0721.3	331416	L= 720
3.5 4WD (KB9T)	147	05/07→12/15	←	☐; 04/10→		24.5241-0720.3	331415	L= 720
3.5 Flex 4WD (KB9T)	147	09/09→12/15	←	☐; 04/10→		24.5241-0721.3	331416	L= 720
<b>MITSUBISHI - L 200 / TRITON Pritsche/Fahrgestell (KA_T, KB_T) 03/06→12/15</b>								
 <b>Bremsschlauch</b>								
2.5 DI-D 4WD (KB4T)	131	09/09→12/15	←	☐; 04/10→		24.5241-0720.3	331415	L= 720
			←	☐; 04/10→		24.5241-0721.3	331416	L= 720
<b>MITSUBISHI - L 200 (K3_T, K2_T, K1_T, K0_T) 01/86→10/96</b>								
 <b>Bremssattel</b>								
2.0 (K12T, K32T)	75	11/86→08/96	←	☐		24.3571-1737.5	240387	Ø 57 - Halter
			←	☐		24.3571-1738.5	240388	Ø 57 - Halter
2.5 D (K14T)	51	11/86→10/96	←	☐; → 08/96		24.3571-1737.5	240387	Ø 57 - Halter
			←	☐; → 08/96		24.3571-1738.5	240388	Ø 57 - Halter
2.5 TD 4WD (K34T)	64	11/92→08/96	←	☐; 05/93→; für Fahrzeuge mit Servolenkung		24.3431-1705.5	240365	Ø 43 - Halter
			←	☐; 05/93→; für Fahrzeuge mit Servolenkung		24.3431-1706.5	240366	Ø 43 - Halter
<b>MITSUBISHI - L 200 (K7_T, K6_T) 01/96→12/07</b>								
 <b>Bremssattel</b>								
2.5 TD 4WD (K74T)	73	06/96→12/07	←	☐; → 07/01		24.3431-1705.5	240365	Ø 43 - Halter
			←	☐; → 07/01		24.3431-1706.5	240366	Ø 43 - Halter
2.5 TD 4WD (K74T)	85	09/01→12/07	←	☐; → 04/06		24.3431-1705.5	240365	Ø 43 - Halter
2.5 TD 4WD (K74T)	98	08/01→12/07	←	☐; → 04/06		24.3431-1706.5	240366	Ø 43 - Halter
3.0 4WD	133	10/96→10/06	←	☐; 08/01→ 04/06		24.3431-1705.5	240365	Ø 43 - Halter
			←	☐; 08/01→ 04/06		24.3431-1706.5	240366	Ø 43 - Halter
 <b>Bremsschlauch</b>								
2.4 4WD (K75T)	97	06/96→12/07	←	→ 07/01	2	24.5284-0400.3	331060	L= 400
2.5 TD 4WD (K74T)	73	06/96→12/07	←	am Bremssattel / außen; → 07/01	2	24.5260-0155.3	331156	L= 155
2.5 TD 4WD (K74T)	85	09/01→12/07	←	am Bremssattel / außen; → 04/06	2	24.5260-0155.3	331156	L= 155
2.5 TD 4WD (K74T)	98	08/01→12/07	←	am Bremssattel / außen; → 04/06	2	24.5260-0155.3	331156	L= 155
3.0 4WD	133	10/96→10/06	←	am Bremssattel / außen; 08/01→ 04/06	2	24.5260-0155.3	331156	L= 155
<b>MITSUBISHI - L 300 III Bus (P0_W, P1_W, P2_W) 11/86→12/13</b>								
 <b>Bremssattel</b>								
1.6 (P02W, P12W)	51	11/86→05/04	←	☐; 11/88→ 05/94		24.3571-1737.5	240387	Ø 57 - Halter
			←	☐; 11/88→ 05/94		24.3571-1738.5	240388	Ø 57 - Halter
2.0	82	06/94→05/03	←	☐; → 04/00		24.3571-1737.5	240387	Ø 57 - Halter
			←	☐; → 04/00		24.3571-1738.5	240388	Ø 57 - Halter
2.0 (P03W, P13W)	64	11/86→05/04	←	☐; → 05/94		24.3571-1737.5	240387	Ø 57 - Halter
2.0 (P03W, P13W)	66	11/86→05/04	←	☐; → 05/94		24.3571-1738.5	240388	Ø 57 - Halter
2.4 (P04W, P14W)	82	11/90→05/04	←	☐; → 05/94		24.3571-1737.5	240387	Ø 57 - Halter
2.5 D (P05W, P15W, P25W)	51	11/86→05/04	←	☐; → 05/94		24.3571-1738.5	240388	Ø 57 - Halter
2.0 i (P00W, P03W, P13W)	83	06/94→10/98	←	☐		24.3571-1737.5	240387	Ø 57 - Halter
			←	☐		24.3571-1738.5	240388	Ø 57 - Halter
↓								















	kw					! #		
<b>MITSUBISHI - L 300 III Bus (P0_W, P1_W, P2_W) 11/86→12/13</b>								
 <b>Bremssattel</b>								
2.4 i (P04W, P14V)	97	09/94→05/04	←	☐; → 05/99			24.3571-1737.5 240387	Ø 57 - Halter
			←	☐; → 05/99			24.3571-1738.5 240388	Ø 57 - Halter
2.5 D (P05W, P15W)	55	09/91→09/03	←	☐; 06/94→ 05/99			24.3571-1737.5 240387	Ø 57 - Halter
			←	☐; 06/94→ 05/99			24.3571-1738.5 240388	Ø 57 - Halter
<b>MITSUBISHI - L 300 III Kasten (P0_V, P1_V, P_2V) 11/86→09/13</b>								
 <b>Bremssattel</b>								
2.0 (P03V, P13V)	64	11/86→05/96	←	☐; → 05/94			24.3571-1737.5 240387	Ø 57 - Halter
2.5 D (P05V, P05W, P15V)	51	11/86→02/06	←	☐; → 05/94			24.3571-1738.5 240388	Ø 57 - Halter
2.0 (P23W, P23V)	82	06/94→05/02	←	☐; → 04/00			24.3571-1737.5 240387	Ø 57 - Halter
			←	☐; → 04/00			24.3571-1738.5 240388	Ø 57 - Halter
2.5 D	55	09/91→09/03	←	☐; 06/94→ 05/99			24.3571-1737.5 240387	Ø 57 - Halter
2.5 TD 4WD	64	11/91→05/03	←	☐; 06/94→ 05/99			24.3571-1738.5 240388	Ø 57 - Halter
<b>MITSUBISHI - L 300 III Pritsche/Fahrgestell (P1_T) 04/94→04/00</b>								
 <b>Bremssattel</b>								
2.0 (P13T)	85	07/94→04/00	←	☐			24.3571-1737.5 240387	Ø 57 - Halter
			←	☐			24.3571-1738.5 240388	Ø 57 - Halter
2.5 TD (P15T)	64	11/94→04/00	←	☐; → 05/99			24.3571-1737.5 240387	Ø 57 - Halter
			←	☐; → 05/99			24.3571-1738.5 240388	Ø 57 - Halter
<b>MITSUBISHI - L 400 Bus (PD_W, PC_W, PA_V, PB_V, PA_W) 06/94→04/07</b>								
 <b>Bremssattel</b>								
2.0 (PA3W)	83	09/95→10/02	←	☐; 06/96→; + ABS; für Fahrzeuge mit verstärkter Bremse			24.3431-1705.5 240365	Ø 43 - Halter
			←	☐; 06/96→; + ABS; für Fahrzeuge mit verstärkter Bremse			24.3431-1706.5 240366	Ø 43 - Halter
2.4	94	09/96→06/05	←	☐			24.3431-1705.5 240365	Ø 43 - Halter
2.4 4WD	94	09/96→06/05	←	☐			24.3431-1706.5 240366	Ø 43 - Halter
2.4 i 4WD (PD4V/W)	97	05/95→05/00	←	☐			24.3431-1705.5 240365	Ø 43 - Halter
2.5 TD 4WD (PD5V/W)	73	05/95→05/00	←	☐			24.3431-1706.5 240366	Ø 43 - Halter
2.4	97	05/95→10/02	←	☐; 06/96→			24.3431-1705.5 240365	Ø 43 - Halter
			←	☐; 06/96→			24.3431-1706.5 240366	Ø 43 - Halter
<b>MITSUBISHI - L 400 Kasten (PD_W, PC_W, PB_V, PA_W, PA_V) 12/94→04/07</b>								
 <b>Bremssattel</b>								
2.0 (PA3W)	83	12/94→10/02	←	☐; 06/96→; + ABS; für Fahrzeuge mit verstärkter Bremse			24.3431-1705.5 240365	Ø 43 - Halter
			←	☐; 06/96→; + ABS; für Fahrzeuge mit verstärkter Bremse			24.3431-1706.5 240366	Ø 43 - Halter
2.4	97	06/96→10/02	←	☐			24.3431-1705.5 240365	Ø 43 - Halter
			←	☐			24.3431-1706.5 240366	Ø 43 - Halter
<b>MITSUBISHI - LANCER VI (CJ-CP_) 09/95→08/03</b>								
 <b>Bremsschlauch</b>								
1.3 12V (CK1A)	55	12/95→08/03	→	05/96→ 07/01	2	24.5205-0205.3 330780	L= 205	
1.6 16V (CK4A)	66	12/95→08/03	→					
1.5 12V (CK2A)	69	07/96→08/03	→	→ 08/00	2	24.5205-0205.3 330780	L= 205	
<b>MITSUBISHI - LANCER VII (CS_A, CT_A) 03/00→12/13</b>								
 <b>Bremssattel</b>								
EVO VIII - 260 (CT9A)	195	03/04→07/05	←	☐			24.3431-1701.5 240437	Ø 43 - Halter
			←	☐			24.3431-1702.5 240438	Ø 43 - Halter
 <b>Bremsschlauch</b>								
1.3	60	09/03→	←	→ 03/07	2	24.5286-0545.3 331250	L= 545	
1.6 (CS3A)	72	09/03→						
2.0 (CS9A)	99	12/03→						
1.6 (CS3A)	77	06/00→12/07	←		2	24.5286-0545.3 331250	L= 545	
EVO IX (CT9A)	213	08/05→09/06	←					
2.0 i	113	10/07→	←	☐			24.5286-0615.3 331493	L= 615
↓								















	kW					! #		
<b>MITSUBISHI - LANCER VII (CS_A, CT_A) 03/00→12/13</b>								
 <b>Bremsschlauch</b>								
2.0 i	113	10/07→	➡	☐ / innen		24.5247-0236.3	331417	L= 235
			➡	☐ / innen		24.5247-0237.3	331418	L= 235
EVO IX (CT9A)	206	01/05→09/07	⬅	01/06→ 08/07		24.5286-0545.3	331250	L= 545
<b>MITSUBISHI - LANCER VII Kombi (CS_W, CT_W) 09/03→12/08</b>								
 <b>Bremsschlauch</b>								
1.6	72	09/03→10/08	⬅	→ 03/07		24.5286-0545.3	331250	L= 545
2.0	99	09/03→12/07						
<b>MITSUBISHI - LANCER VIII (CY_A, CZ_A) 03/07→</b>								
 <b>Bremsschlauch</b>								
1.5	80	06/08→	⬅	☐		24.5286-0615.3	331493	L= 615
1.5 Bifuel	80	02/10→						
1.6 MIVEC	86	05/10→	➡	☐ / innen		24.5247-0236.3	331417	L= 235
1.8	103	05/10→	➡	☐ / innen		24.5247-0237.3	331418	L= 235
1.8	105	02/08→						
1.8 Bifuel	105	01/10→						
1.8 DI-D	85	05/10→						
1.8 DI-D (CY9A)	110	06/10→						
1.8 Flexfuel	103	03/09→						
1.8 Flexfuel (CY3A)	105	01/10→						
1.8 MIVEC (CY3A, CY6A)	102	03/09→						
2.0	108	01/09→						
2.0 DI-D	103	01/08→						
2.0 i Ralliart 4WD (CY4A)	177	10/08→						
<b>MITSUBISHI - LANCER VIII Sportback (CX_A) 10/07→</b>								
 <b>Bremssattel</b>								
2.0 Ralliart 4WD (CX4A)	177	10/08→	⬅	☐		24.3431-1701.5	240437	Ø 43 - Halter
			⬅	☐		24.3431-1702.5	240438	Ø 43 - Halter
 <b>Bremsschlauch</b>								
1.5	80	06/08→	⬅	☐		24.5286-0615.3	331493	L= 615
1.5 Bifuel	80	03/10→						
1.6 MIVEC	86	05/10→	➡	☐ / innen		24.5247-0236.3	331417	L= 235
1.8 (CX3A)	105	06/08→	➡	☐ / innen		24.5247-0237.3	331418	L= 235
1.8 Bifuel	105	02/10→						
1.8 DI-D	85	05/10→						
1.8 DI-D (CX9A)	110	06/10→						
1.8 Flex	103	03/09→						
1.8 MIVEC	103	03/09→						
2.0 DI-D	103	06/08→						
2.0 Ralliart 4WD (CX4A)	177	10/08→	⬅	☐		24.5286-0600.3	331173	L= 600
			⬅	☐		24.5286-0601.3	331174	L= 600
			➡	☐ / innen		24.5247-0275.3	331244	L= 275
<b>MITSUBISHI - MIRAGE Schrägheck (CJ_A) 09/95→07/03</b>								
 <b>Bremsschlauch</b>								
1.3	55	09/95→07/03	➡	05/96→ 08/00		24.5205-0205.3	330780	L= 205
1.5 (CJ2A)	81	09/95→08/99	➡			24.5205-0205.3	330780	L= 205
1.6	84	09/99→07/03	➡	09/00→ 06/03		24.5205-0205.3	330780	L= 205
1.6	128	09/95→08/99	➡	05/96→		24.5205-0205.3	330780	L= 205
<b>MITSUBISHI - MIRAGE Stufenheck (CK_A) 09/95→07/03</b>								
 <b>Bremsschlauch</b>								
1.5 (CK2A)	81	09/95→12/00	➡	05/96→		24.5205-0205.3	330780	L= 205
<b>MITSUBISHI - OUTLANDER I (CU_W) 03/01→07/08</b>								
 <b>Bremssattel</b>								
2.0 (CU2W)	100	05/03→10/06	⬅	☐		24.3431-1701.5	240437	Ø 43 - Halter
2.0 4WD (CU2W)	93	05/03→10/06	⬅	☐		24.3431-1702.5	240438	Ø 43 - Halter
2.0 4WD (CU2W)	100	05/03→10/06						
2.0 Turbo 4WD (CU2W)	148	04/04→10/06						
2.4 4WD	102	05/03→10/06						
2.4 4WD (CU5W)	118	11/03→10/06						
2.4 4WD (CU5W)	119	05/03→10/06						
↓								













	kw					! #		
<b>MITSUBISHI - OUTLANDER I (CU_W) 03/01→07/08</b>								
 <b>Bremssattel</b>								
2.0 Turbo-R 4WD	177	01/02→10/06	←	☐; 05/03→			24.3431-1701.5 240437	Ø 43 - Halter
			←	☐; 05/03→			24.3431-1702.5 240438	Ø 43 - Halter
2.4 HDD Mivec (CU5W)	118	03/01→12/06	←	☐; 07/03→ 10/06			24.3431-1701.5 240437	Ø 43 - Halter
			←	☐; 07/03→ 10/06			24.3431-1702.5 240438	Ø 43 - Halter
<b>MITSUBISHI - OUTLANDER II (CW_W) 11/06→12/12</b>								
 <b>Bremssattel</b>								
2.0	108	11/06→11/12	←	☐			24.3431-1701.5 240437	Ø 43 - Halter
2.0 4WD	108	11/06→11/12	←	☐			24.3431-1702.5 240438	Ø 43 - Halter
2.0 DI-D	103	02/07→11/12	←	☐				
2.2 DI-D	130	11/06→11/12						
2.2 DI-D 4WD	103	09/10→11/12						
2.2 DI-D 4WD	115	08/07→11/12						
2.2 DI-D 4WD	130	11/06→11/12						
2.4 (CW5W)	125	11/06→11/12						
2.4 4WD (CW5W)	125	09/07→11/12						
2.4 Flex 4WD	125	09/07→11/12						
3.0 4WD (CW6W)	162	11/06→11/12						
 <b>Bremsschlauch</b>								
2.0	108	11/06→11/12	←	☐; → 03/10			24.5286-0600.3 331173	L= 600
2.0 4WD	108	11/06→11/12	←	☐; → 03/10			24.5286-0601.3 331174	L= 600
			→	☐; → 03/10			24.5247-0236.3 331417	L= 235
			→	☐; → 03/10			24.5247-0237.3 331418	L= 235
2.0 DI-D	103	02/07→11/12	←	☐			24.5286-0600.3 331173	L= 600
2.2 DI-D 4WD	115	08/07→11/12	←	☐			24.5286-0601.3 331174	L= 600
3.0 4WD (CW6W)	162	11/06→11/12	→	innen	2		24.5247-0275.3 331244	L= 275
2.2 DI-D	130	11/06→11/12	←	☐			24.5286-0600.3 331173	L= 600
2.2 DI-D 4WD	103	09/10→11/12	←	☐			24.5286-0601.3 331174	L= 600
2.2 DI-D 4WD	130	11/06→11/12	←	☐			24.5286-0601.3 331174	L= 600
2.4 Flex 4WD	125	09/07→11/12	→	innen	2		24.5247-0275.3 331244	L= 275
<b>MITSUBISHI - OUTLANDER III (GG_W, GF_W, ZJ) 08/12→</b>								
 <b>Bremssattel</b>								
2.0	112	04/13→	←	☐			24.3431-1701.5 240437	Ø 43 - Halter
2.0 (GF2W)	107	10/12→	←	☐			24.3431-1702.5 240438	Ø 43 - Halter
2.0 (GF7W)	110	08/12→						
2.0 4WD (GF2W)	107	10/12→						
2.0 4WD (GF7W)	110	08/12→						
2.0 Hybrid 4WD (GG2W)	87	01/14→						
2.0 Hybrid 4WD (GG2W)	89	12/12→						
2.0 Hybrid 4WD (GG2W)	139	12/12→						
2.2 Di-D (GF6W)	110	08/12→						
2.2 Di-D 4WD (GF6W)	110	08/12→						
<b>MITSUBISHI - PAJERO II (V3_W, V2_W, V4_W) 12/90→06/00</b>								
 <b>Bremssattel</b>								
2.4 (V21W, V21C)	82	04/91→10/99	←	☐			24.3431-1705.5 240365	Ø 43 - Halter
2.5 TD 4WD (V24C, V24W)	73	12/90→10/99	←	☐			24.3431-1706.5 240366	Ø 43 - Halter
2.5 TDiC (V44W, V24W)	73	03/91→08/99	→	☐			24.3431-1703.5 240363	Ø 43 - Halter
2.8 TD (V46W, V26W)	92	06/94→10/99	→	☐				
3.0 V6 24V (V43W, V23W)	130	06/97→10/99					24.3431-1704.5 240364	Ø 43 - Halter
3.0 V6 24V (V43W, V23W)	133	06/94→05/97						
3.0 V6 4WD (V23W, V43W, V23C)	110	12/90→12/95						
3.5 V6 24V (V25W, V45W)	153	06/94→10/99	→	☐			24.3431-1703.5 240363	Ø 43 - Halter
3.5 V6 24V (V45W, V25W)	143	07/97→10/99	→	☐			24.3431-1704.5 240364	Ø 43 - Halter
 <b>Bremsschlauch</b>								
2.4 (V21W, V21C)	82	04/91→10/99	←	06/96→	2		24.5284-0400.3 331060	L= 400
2.5 TD 4WD (V24C, V24W)	73	12/90→10/99	→	innen	2		24.5159-0195.3 331153	L= 195
2.5 TDiC (V44W, V24W)	73	03/91→08/99						
2.8 TD (V46W, V26W)	92	06/94→10/99						
3.0 V6 24V (V43W, V23W)	133	06/94→05/97						
↓								













	kW			 	! #		
<b>MITSUBISHI - PAJERO II (V3_W, V2_W, V4_W) 12/90→06/00</b>							
 <b>Bremsschlauch</b>							
3.5 V6 24V (V25W, V45W)	153	06/94→10/99	←	06/96→	2	24.5284-0400.3 331060	L= 400
			→	innen	2	24.5159-0195.3 331153	L= 195
2.6 4WD	76	03/91→10/97	←	→ 05/94	2	24.5260-0155.3 331156	L= 155
3.0 V6 24V (V43W, V23W)	130	06/97→10/99	←		2	24.5284-0400.3 331060	L= 400
3.5 V6 24V (V45W, V25W)	143	07/97→10/99	→	innen	2	24.5159-0195.3 331153	L= 195
3.0 V6 4WD (V23W, V43W, V23C)	110	12/90→12/95	→	innen	2	24.5159-0195.3 331153	L= 195
<b>MITSUBISHI - PAJERO II (V3_W) 04/00→09/07</b>							
 <b>Bremsschlauch</b>							
3.2 DiD 4WD	118	05/05→09/07	←		2	24.5286-0660.3 331252	L= 660
3.2 DiD 4WD	121	04/00→09/07	→		2	24.5286-0540.3 331249	L= 540
<b>MITSUBISHI - PAJERO II Canvas Top (V2_W, V4_W) 12/90→04/00</b>							
 <b>Bremssattel</b>							
2.4 (V41W, V21W, V21C)	82	04/91→04/00	←	☐; → 03/00		24.3431-1705.5 240365	Ø 43 - Halter
2.5 TD 4WD (V24C, V24W)	73	12/90→04/00	←	☐; → 03/00		24.3431-1706.5 240366	Ø 43 - Halter
3.0 V6 24V (V23C)	130	06/94→04/00	→	☐; → 03/00		24.3431-1703.5 240363	Ø 43 - Halter
3.0 V6 24V (V23W, V23C)	133	06/94→04/00	→	☐; → 03/00		24.3431-1704.5 240364	Ø 43 - Halter
3.0 V6 (V23W, v43W, V23C)	110	12/90→12/95	←	☐		24.3431-1705.5 240365	Ø 43 - Halter
			←	☐		24.3431-1706.5 240366	Ø 43 - Halter
			→	☐		24.3431-1703.5 240363	Ø 43 - Halter
			→	☐		24.3431-1704.5 240364	Ø 43 - Halter
 <b>Bremsschlauch</b>							
1.8 GDI	96	06/98→04/00	←	10/99→	2	24.5286-0485.3 331172	L= 495
			→	am Bremssattel / außen; 10/99→	2	24.5160-0215.3 331154	L= 215
			→	innen; 10/99→	2	24.5279-0225.3 331163	L= 225
2.4 (V41W, V21W, V21C)	82	04/91→04/00	←	06/96→ 03/00	2	24.5284-0400.3 331060	L= 400
2.5 TD 4WD (V24C, V24W)	73	12/90→04/00	→	innen; → 03/00	2	24.5159-0195.3 331153	L= 195
3.0 V6 24V (V23C)	130	06/94→04/00					
3.0 V6 24V (V23W, V23C)	133	06/94→04/00					
3.0 V6 (V23W, v43W, V23C)	110	12/90→12/95	→	innen	2	24.5159-0195.3 331153	L= 195
<b>MITSUBISHI - PAJERO III (V7_W, V6_W) 01/99→09/07</b>							
 <b>Bremsschlauch</b>							
2.5 TDi	73	04/00→12/06	←		2	24.5286-0660.3 331252	L= 660
2.5 TDi	85	09/01→12/06	→		2	24.5286-0540.3 331249	L= 540
3.2 Di-D	121	04/00→10/01	→		2	24.5286-0540.3 331249	L= 540
3.2 Di-D (V68W)	118	04/00→12/06	←	10/01→ 08/06	2	24.5286-0660.3 331252	L= 660
			→	10/01→ 08/06	2	24.5286-0540.3 331249	L= 540
3.5	149	04/00→01/07	←	→ 08/06	2	24.5286-0660.3 331252	L= 660
3.8 (V67W)	184	03/03→01/07	→	→ 08/06	2	24.5286-0540.3 331249	L= 540
<b>MITSUBISHI - PAJERO III Canvas Top (V6_W, V7_W) 02/00→12/06</b>							
 <b>Bremsschlauch</b>							
2.5 TDi (V64W, V74W)	73	04/00→12/06	←		2	24.5286-0660.3 331252	L= 660
2.5 TDi (V64W, V74W)	85	09/01→12/06	→		2	24.5286-0540.3 331249	L= 540
3.2 DI-D (V68W, V78W)	121	04/00→12/06	→		2	24.5286-0540.3 331249	L= 540
3.2 DI-D (V68W, V78W)	118	10/01→12/06	←	→ 08/06	2	24.5286-0660.3 331252	L= 660
3.5 V6 GDI (V65W, V75W)	149	04/00→12/06	→	→ 08/06	2	24.5286-0540.3 331249	L= 540
<b>MITSUBISHI - PAJERO IV (V8_W, V9_W) 10/06→</b>							
 <b>Bremsschlauch</b>							
3.0 4WD	131	02/07→	←		2	24.5286-0660.3 331252	L= 660
			→		2	24.5286-0556.3 331251	L= 555
↓							



	kw			 	! #		
<b>MITSUBISHI - PAJERO IV (V8_W, V9_W) 10/06→</b>							
 <b>Bremsschlauch</b>							
3.2 DI-D	121	01/10→	←		2	24.5286-0660.3 331252	L= 660
			→	für Motornummer: V88W	2	24.5286-0540.3 331249	L= 540
3.2 DI-D	123	02/07→	←		2	24.5286-0660.3 331252	L= 660
3.2 DI-D (V88W, V98W)	125	02/07→	→	für Motornummer: V88W	2	24.5286-0540.3 331249	L= 540
3.2 DI-D GLS	124	02/07→	→	für Motornummer: V98W	2	24.5286-0556.3 331251	L= 555
3.2 DI-D (V88W, V98W)	118	02/07→	←		2	24.5286-0660.3 331252	L= 660
			→		2	24.5286-0540.3 331249	L= 540
			→	für Motornummer: V98W	2	24.5286-0556.3 331251	L= 555
3.2 DI-D 4WD (V98W, V88W)	140	02/07→	←	01/09→	2	24.5286-0660.3 331252	L= 660
			←		2	24.5286-0660.3 331252	L= 660
			→	01/09→	2	24.5286-0540.3 331249	L= 540
			→		2	24.5286-0556.3 331251	L= 555
			→		2	24.5286-0540.3 331249	L= 540
3.2 DI-D 4WD (V98W, V88W)	147	01/09→	←		2	24.5286-0660.3 331252	L= 660
3.8 V6	182	10/06→	→		2	24.5286-0540.3 331249	L= 540
					2	24.5286-0556.3 331251	L= 555
3.8 V6 (V87W, V97W)	184	02/07→	←		2	24.5286-0660.3 331252	L= 660
			→	für Motornummer: V87W	2	24.5286-0540.3 331249	L= 540
			→	für Motornummer: V97W	2	24.5286-0556.3 331251	L= 555
<b>MITSUBISHI - PAJERO IV Van (V90, V80, V8_V) 11/06→</b>							
 <b>Bremsschlauch</b>							
3.2 DI-D	118	11/06→	←	02/07→	2	24.5286-0660.3 331252	L= 660
			→	02/07→	2	24.5286-0540.3 331249	L= 540
			→	02/07→; für Motornummer: V98W	2	24.5286-0556.3 331251	L= 555
3.2 DI-D 4WD	140	02/07→	←		2	24.5286-0660.3 331252	L= 660
			→		2	24.5286-0540.3 331249	L= 540
3.2 TD 4WD	147	01/10→	←		2	24.5286-0660.3 331252	L= 660
			→		2	24.5286-0540.3 331249	L= 540
					2	24.5286-0556.3 331251	L= 555
<b>MITSUBISHI - PAJERO CLASSIC (V2_W) 07/01→</b>							
 <b>Bremsschlauch</b>							
2.5 TD	85	07/01→	←	→ 01/07	2	24.5286-0660.3 331252	L= 660
			→	→ 01/07	2	24.5286-0540.3 331249	L= 540
3.2 DiD	125	09/06→	←	02/07→	2	24.5286-0660.3 331252	L= 660
			→	02/07→; für Motornummer: V88W	2	24.5286-0540.3 331249	L= 540
			→	02/07→; für Motornummer: V98W	2	24.5286-0556.3 331251	L= 555
<b>MITSUBISHI - PAJERO PININ (H6_W, H7_W) 03/99→06/07</b>							
 <b>Bremsschlauch</b>							
1.8 (H76W, H66W)	84	11/01→06/07	←	→ 02/05	2	24.5286-0485.3 331172	L= 495
2.0 GDI (H67W, H77W)	95	10/00→06/07	→	am Bremssattel / außen; → 02/05	2	24.5160-0215.3 331154	L= 215
			→	innen; → 02/05	2	24.5279-0225.3 331163	L= 225
1.8 GDI (H66W, H76W)	88	10/99→10/01	←		2	24.5286-0485.3 331172	L= 495
			→	am Bremssattel / außen	2	24.5160-0215.3 331154	L= 215
			→	innen	2	24.5279-0225.3 331163	L= 225
<b>MITSUBISHI - PAJERO SPORT I (K7_, K9_) 07/96→</b>							
 <b>Bremssattel</b>							
2.5 TD (K94W, K74T)	85	07/02→	←	☐; → 02/09		24.3431-1705.5 240365	Ø 43 - Halter
2.5 TD (K94W)	73	11/98→	←			24.3431-1706.5 240366	Ø 43 - Halter
2.5 TD (K94W)	98	08/03→	←	☐; → 02/09			
2.8 TDi (K77T)	92	11/98→10/03	←	☐		24.3431-1705.5 240365	Ø 43 - Halter
			←	☐		24.3431-1706.5 240366	Ø 43 - Halter
↓							

	kw			 	! #		
<b>MITSUBISHI - PAJERO SPORT I (K7_, K9_) 07/96→</b>							
 <b>Bremsschlauch</b>							
1.8 4WD	84	03/01→02/05	←	11/01→	2	24.5286-0485.3 331172	L= 495
			→	am Bremssattel / außen; 11/01→	2	24.5160-0215.3 331154	L= 215
			→	innen; 11/01→	2	24.5279-0225.3 331163	L= 225
2.5 TD (K94W, K74T)	85	07/02→	←	innen; → 02/09	2	24.5158-0164.3 331152	L= 165
2.5 TD (K94W)	73	11/98→	←	am Bremssattel / außen; → 02/09	2	24.5284-0400.3 331060	L= 400
2.5 TD (K94W)	98	08/03→	←	innen; → 02/09	2	24.5159-0195.3 331153	L= 195
3.0 V6 (K96W)	123	03/03→	→	innen; → 02/09	2	24.5159-0195.3 331153	L= 195
3.0 V6 (K96W)	125	06/00→	→	innen; → 02/09	2	24.5159-0195.3 331153	L= 195
2.8 TDi (K77T)	92	11/98→10/03	←	innen	2	24.5158-0164.3 331152	L= 165
			←	am Bremssattel / außen	2	24.5284-0400.3 331060	L= 400
			→	innen	2	24.5159-0195.3 331153	L= 195
3.0 4WD	129	09/96→12/01	←	innen; 08/98→	2	24.5158-0164.3 331152	L= 165
			←	am Bremssattel / außen; 08/98→	2	24.5284-0400.3 331060	L= 400
			→	innen; 08/98→	2	24.5159-0195.3 331153	L= 195
3.0 V6 (K96W)	130	11/98→	←	innen; → 09/01	2	24.5158-0164.3 331152	L= 165
			←	am Bremssattel / außen; → 09/01	2	24.5284-0400.3 331060	L= 400
			→	innen; → 09/01	2	24.5159-0195.3 331153	L= 195
<b>MITSUBISHI - PAJERO SPORT II (KH_, KG_) 07/08→</b>							
 <b>Bremssattel</b>							
2.5 TD	98	09/08→	←	☐; → 02/09		24.3431-1705.5 240365	Ø 43 - Halter
			←	☐; → 02/09		24.3431-1706.5 240366	Ø 43 - Halter
 <b>Bremsschlauch</b>							
2.5 DI-D	131	07/08→	←	☐; 11/09→		24.5241-0720.3 331415	L= 720
2.5 DI-D 4WD (KH4W)	131	07/08→	←	☐; 11/09→		24.5241-0721.3 331416	L= 720
3.0 4WD	162	09/08→	←	☐; 11/09→		24.5241-0721.3 331416	L= 720
3.2 DI-D 4WD	118	07/08→	←	☐; 11/09→		24.5241-0721.3 331416	L= 720
2.5 TD	98	09/08→	←	innen; → 02/09	2	24.5158-0164.3 331152	L= 165
			←	am Bremssattel / außen; → 02/09	2	24.5284-0400.3 331060	L= 400
			→	innen; → 02/09	2	24.5159-0195.3 331153	L= 195
3.5 V6 24V	153	09/08→	←	☐		24.5241-0720.3 331415	L= 720
			←	☐		24.5241-0721.3 331416	L= 720
<b>MITSUBISHI - PAJERO SPORT VAN I (K90) 12/99→01/08</b>							
 <b>Bremssattel</b>							
2.5 TD	85	12/99→01/08	←	☐; 07/02→		24.3431-1705.5 240365	Ø 43 - Halter
			←	☐; 07/02→		24.3431-1706.5 240366	Ø 43 - Halter
 <b>Bremsschlauch</b>							
2.5 TD	85	12/99→01/08	←	innen; 07/02→	2	24.5158-0164.3 331152	L= 165
			←	am Bremssattel / außen; 07/02→	2	24.5284-0400.3 331060	L= 400
			→	innen; 07/02→	2	24.5159-0195.3 331153	L= 195
3.0 V6	125	12/99→01/08	←	innen; 06/00→	2	24.5158-0164.3 331152	L= 165
			←	am Bremssattel / außen; 06/00→	2	24.5284-0400.3 331060	L= 400
			→	innen; 06/00→	2	24.5159-0195.3 331153	L= 195
<b>MITSUBISHI - SANTAMO 03/99→12/04</b>							
 <b>Bremssattel</b>							
2.0 16V	102	05/99→12/04	←	☐		24.3541-1815.5 240383	SUM Ø 54 - Halter
2.0 16V 4WD	102	05/99→12/04	←	☐		24.3541-1816.5 240384	SUM Ø 54 - Halter
<b>MITSUBISHI - SPACE RUNNER (N1_W, N2_W) 10/91→08/99</b>							
 <b>Bremssattel</b>							
1.8 (N11W)	85	06/96→08/99	←	☐		24.3541-1815.5 240383	SUM Ø 54 - Halter
1.8 (N11W)	90	10/91→08/99	←	☐		24.3541-1816.5 240384	SUM Ø 54 - Halter
1.8 4WD (N21W)	85	06/96→08/99	←	☐		24.3541-1816.5 240384	SUM Ø 54 - Halter
1.8 4WD (N21W)	90	10/91→08/99	←	☐		24.3541-1816.5 240384	SUM Ø 54 - Halter
2.0 TD (N18W)	60	10/92→08/99	←	☐		24.3541-1816.5 240384	SUM Ø 54 - Halter

	kw					! #		
<b>MITSUBISHI - SPACE RUNNER (N6_W) 08/99→01/03</b>								
 <b>Bremssattel</b>								
2.0 (N63W)	100	08/99→08/02	←	☐; 09/99→ 04/00		24.3431-1701.5	240437	Ø 43 - Halter
2.4 GDI	108	08/99→08/02	←	☐; 09/99→ 04/00		24.3431-1702.5	240438	Ø 43 - Halter
2.4 GDI	110	08/99→01/03	←	☐; 09/99→ 04/00		24.3431-1702.5	240438	Ø 43 - Halter
<b>MITSUBISHI - SPACE STAR Großraumlimousine (DG_A) 06/98→12/04</b>								
 <b>Bremssattel</b>								
1.3 16V (DG1A)	60	09/00→12/04	←	☐		24.3541-1783.5	240269	TRW Ø 54 - Halter
1.3 16V (DG1A)	61	12/98→12/04	←	☐		24.3541-1784.5	240270	TRW Ø 54 - Halter
1.8 GDI (DG5A)	87	06/98→12/04	←	☐		24.3541-1784.5	240270	TRW Ø 54 - Halter
1.8 GDI (DG5A)	90	06/98→12/04	→	☐; + ABS		24.3384-1743.5	240319	TRW Ø 38 - Halter
1.8 MPI	82	10/02→12/04	→	☐; + ABS		24.3384-1744.5	240320	TRW Ø 38 - Halter
1.3 16V (DG1A)	63	06/98→12/04	←	☐; → 07/00		24.3541-1783.5	240269	TRW Ø 54 - Halter
			←	☐; → 07/00		24.3541-1784.5	240270	TRW Ø 54 - Halter
			→	☐; → 07/00; + ABS		24.3384-1743.5	240319	TRW Ø 38 - Halter
			→	☐; → 07/00; + ABS		24.3384-1744.5	240320	TRW Ø 38 - Halter
1.6 1.6 16V (DG3A)	72	04/01→12/04 01/01→12/04	←	☐; 09/01→		24.3541-1783.5	240269	TRW Ø 54 - Halter
			←	☐; 09/01→		24.3541-1784.5	240270	TRW Ø 54 - Halter
			→	☐; 09/01→		24.3384-1743.5	240319	TRW Ø 38 - Halter
			→	☐; 09/01→		24.3384-1744.5	240320	TRW Ø 38 - Halter
1.9 DI-D 1.9 DI-D (DG4A)	85 75	10/02→12/04 02/01→12/04	←	☐		24.3541-1783.5	240269	TRW Ø 54 - Halter
			←	☐		24.3541-1784.5	240270	TRW Ø 54 - Halter
			→	☐		24.3384-1743.5	240319	TRW Ø 38 - Halter
			→	☐		24.3384-1744.5	240320	TRW Ø 38 - Halter
 <b>Bremsschlauch</b>								
1.3 16V (DG1A)	60	09/00→12/04	←		2	24.5248-0461.3	330707	L= 460
1.3 16V (DG1A)	61	12/98→12/04	←					
1.8 GDI (DG5A)	87	06/98→12/04	→		2	24.5249-0416.3	330708	L= 416
1.8 GDI (DG5A)	90	06/98→12/04	→					
1.8 MPI	82	10/02→12/04	→					
1.9 DI-D	85	10/02→12/04	→					
1.9 DI-D (DG4A)	75	02/01→12/04	→					
1.3 16V (DG1A)	63	06/98→12/04	←	→ 07/00	2	24.5248-0461.3	330707	L= 460
			→	→ 07/00	2	24.5249-0416.3	330708	L= 416
1.6 1.6 16V (DG3A)	72	04/01→12/04 01/01→12/04	←	09/01→	2	24.5248-0461.3	330707	L= 460
			→	09/01→	2	24.5249-0416.3	330708	L= 416
<b>MITSUBISHI - SPACE WAGON (N3_W, N4_W) 05/91→11/00</b>								
 <b>Bremssattel</b>								
1.8 (N31W)	90	10/91→10/98	←	☐; → 05/92		24.3541-1815.5	240383	SUM Ø 54 - Halter
1.8 4WD (N41W)	90	10/91→10/98	←	☐; → 05/92		24.3541-1816.5	240384	SUM Ø 54 - Halter
1.8 TD (N35W)	55	10/91→10/98	←	☐; → 05/92		24.3541-1816.5	240384	SUM Ø 54 - Halter
2.0 (N33W)	77	05/91→10/97	←	☐; 06/92→		24.3541-1815.5	240383	SUM Ø 54 - Halter
			←	☐; 06/92→		24.3541-1816.5	240384	SUM Ø 54 - Halter
2.0 (N33W)	98	10/92→10/98	←	☐		24.3541-1815.5	240383	SUM Ø 54 - Halter
2.0 4WD (N43W)	98	10/92→10/98	←	☐		24.3541-1815.5	240383	SUM Ø 54 - Halter
2.0 TD (N38W)	60	10/92→10/98	←	☐		24.3541-1816.5	240384	SUM Ø 54 - Halter
2.4	88	10/91→10/97	←	☐; 06/92→ 05/96		24.3541-1815.5	240383	SUM Ø 54 - Halter
			←	☐; 06/92→ 05/96		24.3541-1816.5	240384	SUM Ø 54 - Halter
2.4 i (N34W)	102	10/92→10/98	←	☐; → 05/96		24.3541-1815.5	240383	SUM Ø 54 - Halter
			←	☐; → 05/96		24.3541-1816.5	240384	SUM Ø 54 - Halter
<b>MITSUBISHI - SPACE WAGON (N9_W, N8_W) 07/98→12/04</b>								
 <b>Bremssattel</b>								
2.0	98	10/98→12/04	←	☐; 05/02→		24.3431-1701.5	240437	Ø 43 - Halter
			←	☐; 05/02→		24.3431-1702.5	240438	Ø 43 - Halter
2.0 (N83W)	80	12/98→06/02	←	☐; → 04/02		24.3431-1701.5	240437	Ø 43 - Halter
			←	☐; → 04/02		24.3431-1702.5	240438	Ø 43 - Halter
2.4 GDI	108	09/00→12/04	←	☐; → 08/03		24.3431-1701.5	240437	Ø 43 - Halter
2.4 GDI	110	10/98→12/04	←	☐; → 08/03		24.3431-1701.5	240437	Ø 43 - Halter
2.4 GDI 4WD	108	09/00→12/04	←	☐; → 08/03		24.3431-1702.5	240438	Ø 43 - Halter
2.4 GDI 4WD	110	10/98→12/04	←	☐; → 08/03		24.3431-1702.5	240438	Ø 43 - Halter

	kw			 	! #		
<b>NISSAN - ALMERA I (N15) 07/95→07/00</b>							
 <b>Bremssattel</b>							
1.4	64	09/95→07/00	➔	☐; 01/98→04/00; + ABS		24.3344-1719.5 240343	Ø 34 - Halter
1.4 GX,LX	55	09/95→07/00	➔	☐; 01/98→04/00; + ABS		24.3344-1720.5 240344	Ø 34 - Halter
1.6	73	09/95→07/00	➔	☐; 01/98→04/00; + ABS			
1.6 SLX	66	09/95→07/00	➔				
2.0 D	55	11/95→07/00	➔				
1.6	75	07/95→03/00	➔	☐; 01/98→; + ABS		24.3344-1719.5 240343	Ø 34 - Halter
			➔	☐; 01/98→; + ABS		24.3344-1720.5 240344	Ø 34 - Halter
 <b>Bremsschlauch</b>							
1.4	64	09/95→07/00	←	☐; → 04/00		24.5283-0470.3 330959	L= 470
1.4 GX,LX	55	09/95→07/00	←	☐; → 04/00		24.5283-0471.3 330960	L= 470
1.6	73	09/95→07/00	←	☐; → 04/00			
1.6 SLX	66	09/95→07/00	➔	→ 04/00	2	24.5281-0556.3 330955	L= 555
2.0 D	55	11/95→07/00	➔				
1.6	75	07/95→03/00	←	☐		24.5283-0470.3 330959	L= 470
			←	☐		24.5283-0471.3 330960	L= 470
			➔		2	24.5281-0556.3 330955	L= 555
<b>NISSAN - ALMERA I Hatchback (N15) 07/95→01/01</b>							
 <b>Bremssattel</b>							
1.4	64	09/95→03/00	➔	☐; 01/98→; + ABS		24.3344-1719.5 240343	Ø 34 - Halter
1.4 S,GX,LX	55	09/95→03/00	➔	☐; 01/98→; + ABS		24.3344-1720.5 240344	Ø 34 - Halter
1.6	73	09/95→03/00	➔	☐; 01/98→; + ABS			
1.6	75	07/95→03/00	➔				
1.6 SR,SLX	66	09/95→03/00	➔				
2.0 D	55	11/95→03/00	➔				
2.0 GTi	105	07/96→03/00	➔				
 <b>Bremsschlauch</b>							
1.4	64	09/95→03/00	←	☐		24.5283-0470.3 330959	L= 470
1.4 S,GX,LX	55	09/95→03/00	←	☐		24.5283-0471.3 330960	L= 470
1.6	73	09/95→03/00	←	☐			
1.6	75	07/95→03/00	➔		2	24.5281-0556.3 330955	L= 555
1.6 SR,SLX	66	09/95→03/00	➔				
2.0 D	55	11/95→03/00	➔				
2.0 GTi	105	07/96→03/00	➔				
<b>NISSAN - ALMERA II (N16) 04/00→</b>							
 <b>Bremssattel</b>							
1.5	66	07/00→11/06	←	☐; → 03/01; + ABS; Made in Japan		24.3571-1731.5 240321	TRW Ø 57 - Halter
			←	☐; + ABS		24.3571-1731.5 240321	TRW Ø 57 - Halter
			←	☐; + ABS		24.3571-1732.5 240322	TRW Ø 57 - Halter
			←	☐; → 03/01; + ABS; Made in Japan		24.3571-1732.5 240322	TRW Ø 57 - Halter
			➔	☐; → 03/01; - ABS		24.3344-1717.5 240341	TRW Ø 34 - Halter
			➔	☐; → 03/01; - ABS		24.3344-1718.5 240342	TRW Ø 34 - Halter
			➔	☐; → 03/01; + ABS; Made in Japan		24.3344-1719.5 240343	Ø 34 - Halter
			➔	☐; → 03/01; + ABS; Made in Japan		24.3344-1720.5 240344	Ø 34 - Halter
			➔	☐; 04/01→; + ABS		24.3344-1723.5 240425	TRW Ø 34 - Halter
			➔	☐; 04/01→; + ABS		24.3344-1724.5 240426	TRW Ø 34 - Halter
1.5	72	10/02→09/06	←	☐; + ABS		24.3571-1731.5 240321	TRW Ø 57 - Halter
			←	☐; + ABS		24.3571-1732.5 240322	TRW Ø 57 - Halter
			➔	☐; 03/03→		24.3344-1723.5 240425	TRW Ø 34 - Halter
			➔	☐; 03/03→		24.3344-1724.5 240426	TRW Ø 34 - Halter
1.5 dCi	60	01/03→09/06	←	☐; + ABS		24.3571-1731.5 240321	TRW Ø 57 - Halter
			←	☐; + ABS		24.3571-1732.5 240322	TRW Ø 57 - Halter
			➔	☐		24.3344-1723.5 240425	TRW Ø 34 - Halter
			➔	☐		24.3344-1724.5 240426	TRW Ø 34 - Halter
1.8	84	07/00→11/02	←	☐		24.3571-1731.5 240321	TRW Ø 57 - Halter
2.2 Di	81	07/00→04/03	←	☐; → 03/01; Made in Japan		24.3571-1731.5 240321	TRW Ø 57 - Halter
			←	☐		24.3571-1732.5 240322	TRW Ø 57 - Halter
			←	☐; → 03/01; Made in Japan		24.3571-1732.5 240322	TRW Ø 57 - Halter
			➔	☐; → 03/01; - ABS		24.3344-1717.5 240341	TRW Ø 34 - Halter
			➔	☐; → 03/01; - ABS		24.3344-1718.5 240342	TRW Ø 34 - Halter

**NISSAN - ALMERA II (N16) 04/00→**

**Bremssattel**

1.8 2.2 Di	84 81	07/00→11/02 07/00→04/03	➡	☐; → 03/01; Made in Japan	24.3344-1719.5	240343	Ø 34 - Halter
			➡	☐; → 03/01; Made in Japan	24.3344-1720.5	240344	Ø 34 - Halter
			➡	☐; 04/01→; + ABS	24.3344-1723.5	240425	TRW Ø 34 - Halter
			➡	☐; 04/01→; + ABS	24.3344-1724.5	240426	TRW Ø 34 - Halter
1.8	85	10/02→09/06	←	☐	24.3571-1731.5	240321	TRW Ø 57 - Halter
			←	☐	24.3571-1732.5	240322	TRW Ø 57 - Halter
			➡	☐; 03/03→	24.3344-1723.5	240425	TRW Ø 34 - Halter
			➡	☐; 03/03→	24.3344-1724.5	240426	TRW Ø 34 - Halter
2.2 dCi 2.2 dCi	82 100	09/03→09/06 09/03→09/06	←	☐	24.3571-1731.5	240321	TRW Ø 57 - Halter
			←	☐	24.3571-1732.5	240322	TRW Ø 57 - Halter
			➡	☐	24.3344-1723.5	240425	TRW Ø 34 - Halter
			➡	☐	24.3344-1724.5	240426	TRW Ø 34 - Halter

**Bremsschlauch**










1.5	66	07/00→11/06	←	☐	24.5266-0452.3	330930	L= 452
			←	☐	24.5266-0453.3	330931	L= 452
			←	☐; → 03/01; Made in Japan	24.5266-0475.3	331139	L= 475
			←	☐; → 03/01; Made in Japan	24.5266-0476.3	331140	L= 475
			➡	☐; + ABS	24.5281-0553.3	331004	L= 555
			➡	☐; + ABS	24.5281-0554.3	331005	L= 555
			➡	☐; → 03/01; + ABS; Made in Japan	24.5281-0557.3	330956	L= 555
1.5 1.5 dCi	72 60	10/02→09/06 01/03→09/06	←	☐	24.5266-0452.3	330930	L= 452
			←	☐	24.5266-0453.3	330931	L= 452
			➡	☐; + ABS	24.5281-0553.3	331004	L= 555
			➡	☐; + ABS	24.5281-0554.3	331005	L= 555
1.8 2.2 Di	84 81	07/00→11/02 07/00→04/03	←	☐	24.5266-0452.3	330930	L= 452
			←	☐	24.5266-0453.3	330931	L= 452
			←	☐; → 03/01; Made in Japan	24.5266-0475.3	331139	L= 475
			←	☐; → 03/01; Made in Japan	24.5266-0476.3	331140	L= 475
			➡	☐	24.5281-0553.3	331004	L= 555
			➡	☐	24.5281-0554.3	331005	L= 555
			➡	☐; → 03/01; Made in Japan	24.5281-0557.3	330956	L= 555
1.8 2.2 dCi 2.2 dCi	85 82 100	10/02→09/06 09/03→09/06 09/03→09/06	←	☐	24.5266-0452.3	330930	L= 452
			←	☐	24.5266-0453.3	330931	L= 452
			➡	☐	24.5281-0553.3	331004	L= 555
			➡	☐	24.5281-0554.3	331005	L= 555

**NISSAN - ALMERA II Hatchback (N16) 01/00→**














**Bremssattel**











1.5	66	03/00→11/06	←	☐; → 03/01; + ABS; Made in Japan	24.3571-1731.5	240321	TRW Ø 57 - Halter
			←	☐; + ABS	24.3571-1731.5	240321	TRW Ø 57 - Halter
			←	☐; + ABS	24.3571-1732.5	240322	TRW Ø 57 - Halter
			←	☐; → 03/01; + ABS; Made in Japan	24.3571-1732.5	240322	TRW Ø 57 - Halter
			➡	☐; → 03/01; - ABS	24.3344-1717.5	240341	TRW Ø 34 - Halter
			➡	☐; → 03/01; - ABS	24.3344-1718.5	240342	TRW Ø 34 - Halter
			➡	☐; → 03/01; + ABS; Made in Japan	24.3344-1719.5	240343	Ø 34 - Halter
			➡	☐; → 03/01; + ABS; Made in Japan	24.3344-1720.5	240344	Ø 34 - Halter
			➡	☐; 04/01→; + ABS	24.3344-1723.5	240425	TRW Ø 34 - Halter
			➡	☐; 04/01→; + ABS	24.3344-1724.5	240426	TRW Ø 34 - Halter
1.5	72	10/02→09/06	←	☐; + ABS	24.3571-1731.5	240321	TRW Ø 57 - Halter
			←	☐; + ABS	24.3571-1732.5	240322	TRW Ø 57 - Halter
			➡	☐; 03/03→	24.3344-1723.5	240425	TRW Ø 34 - Halter
			➡	☐; 03/03→	24.3344-1724.5	240426	TRW Ø 34 - Halter













↓













	kw			 	! #		
<b>NISSAN - ALMERA II Hatchback (N16) 01/00→</b>							
 <b>Bremssattel</b>							
1.5 dCi	60	01/03→09/06	←	☐; + ABS	24.3571-1731.5	240321	TRW Ø 57 - Halter
			←	☐; + ABS	24.3571-1732.5	240322	TRW Ø 57 - Halter
			→	☐	24.3344-1723.5	240425	TRW Ø 34 - Halter
			→	☐	24.3344-1724.5	240426	TRW Ø 34 - Halter
1.8	84	01/00→11/02	←	☐; 03/00→ 03/01; Made in Japan	24.3571-1731.5	240321	TRW Ø 57 - Halter
			←	☐; 02/00→	24.3571-1731.5	240321	TRW Ø 57 - Halter
			←	☐; 02/00→	24.3571-1732.5	240322	TRW Ø 57 - Halter
			←	☐; 03/00→ 03/01; Made in Japan	24.3571-1732.5	240322	TRW Ø 57 - Halter
			→	☐; 02/00→ 03/01; - ABS	24.3344-1717.5	240341	TRW Ø 34 - Halter
			→	☐; 02/00→ 03/01; - ABS	24.3344-1718.5	240342	TRW Ø 34 - Halter
			→	☐; 03/00→ 03/01; Made in Japan	24.3344-1719.5	240343	Ø 34 - Halter
			→	☐; 03/00→ 03/01; Made in Japan	24.3344-1720.5	240344	Ø 34 - Halter
			→	☐; 04/01→; + ABS	24.3344-1723.5	240425	TRW Ø 34 - Halter
			→	☐; 04/01→; + ABS	24.3344-1724.5	240426	TRW Ø 34 - Halter
1.8	85	10/02→09/06	←	☐	24.3571-1731.5	240321	TRW Ø 57 - Halter
			←	☐	24.3571-1732.5	240322	TRW Ø 57 - Halter
			→	☐; 03/03→	24.3344-1723.5	240425	TRW Ø 34 - Halter
			→	☐; 03/03→	24.3344-1724.5	240426	TRW Ø 34 - Halter
2.2 dCi 2.2 dCi	82 100	09/03→09/06 09/03→09/06	←	☐	24.3571-1731.5	240321	TRW Ø 57 - Halter
			←	☐	24.3571-1732.5	240322	TRW Ø 57 - Halter
			→	☐	24.3344-1723.5	240425	TRW Ø 34 - Halter
			→	☐	24.3344-1724.5	240426	TRW Ø 34 - Halter
2.2 Di	81	03/00→04/03	←	☐	24.3571-1731.5	240321	TRW Ø 57 - Halter
			←	☐; → 03/01; Made in Japan	24.3571-1731.5	240321	TRW Ø 57 - Halter
			←	☐	24.3571-1732.5	240322	TRW Ø 57 - Halter
			←	☐; → 03/01; Made in Japan	24.3571-1732.5	240322	TRW Ø 57 - Halter
			→	☐; → 03/01; - ABS	24.3344-1717.5	240341	TRW Ø 34 - Halter
			→	☐; → 03/01; - ABS	24.3344-1718.5	240342	TRW Ø 34 - Halter
			→	☐; → 03/01; Made in Japan	24.3344-1719.5	240343	Ø 34 - Halter
			→	☐; → 03/01; Made in Japan	24.3344-1720.5	240344	Ø 34 - Halter
			→	☐; 04/01→; + ABS	24.3344-1723.5	240425	TRW Ø 34 - Halter
			→	☐; 04/01→; + ABS	24.3344-1724.5	240426	TRW Ø 34 - Halter
 <b>Bremsschlauch</b>							
1.5	66	03/00→11/06	←	☐	24.5266-0452.3	330930	L= 452
			←	☐	24.5266-0453.3	330931	L= 452
			←	☐; → 03/01; Made in Japan	24.5266-0475.3	331139	L= 475
			←	☐; → 03/01; Made in Japan	24.5266-0476.3	331140	L= 475
			→	☐; + ABS	24.5281-0553.3	331004	L= 555
			→	☐; + ABS	24.5281-0554.3	331005	L= 555
			→	☐; → 03/01; + ABS; Made in Japan	24.5281-0557.3	330956	L= 555
1.5 1.5 dCi	72 60	10/02→09/06 01/03→09/06	←	☐	24.5266-0452.3	330930	L= 452
			←	☐	24.5266-0453.3	330931	L= 452
			→	☐; + ABS	24.5281-0553.3	331004	L= 555
1.8	84	01/00→11/02	→	☐; + ABS	24.5281-0554.3	331005	L= 555
			←	☐; 02/00→	24.5266-0452.3	330930	L= 452
			←	☐; 02/00→	24.5266-0453.3	330931	L= 452
			←	☐; 03/00→ 03/01; Made in Japan	24.5266-0475.3	331139	L= 475
			←	☐; 03/00→ 03/01; Made in Japan	24.5266-0476.3	331140	L= 475
			→	☐; 02/00→	24.5281-0553.3	331004	L= 555
			→	☐; 02/00→	24.5281-0554.3	331005	L= 555
1.8 2.2 dCi	85 82	10/02→09/06 09/03→09/06	←	☐	24.5266-0452.3	330930	L= 452
			↓				

































	kw			 	! #		
<b>NISSAN - ALMERA II Hatchback (N16) 01/00→</b>							
 <b>Bremsschlauch</b>							
2.2 dCi	100	09/03→09/06	←	☐		24.5266-0453.3 330931	L= 452
			→	☐		24.5281-0553.3 331004	L= 555
			→	☐		24.5281-0554.3 331005	L= 555
2.2 Di	81	03/00→04/03	←	☐		24.5266-0452.3 330930	L= 452
			←	☐		24.5266-0453.3 330931	L= 452
			←	☐; → 03/01; Made in Japan		24.5266-0475.3 331139	L= 475
			←	☐; → 03/01; Made in Japan		24.5266-0476.3 331140	L= 475
			→	☐		24.5281-0553.3 331004	L= 555
			→	☐		24.5281-0554.3 331005	L= 555
			→	☐; → 03/01; Made in Japan		24.5281-0557.3 330956	L= 555
<b>NISSAN - ALMERA TINO (V10) 12/98→02/06</b>							
 <b>Bremssattel</b>							
1.8	84	08/00→02/06	←	☐; → 11/05		24.3571-1781.5 240745	Ø 57 - Halter
1.8	85	12/02→02/06	←	☐; → 11/05		24.3571-1782.5 240746	Ø 57 - Halter
2.2 dCi	82	09/03→02/06	←	☐; → 11/05		24.3571-1782.5 240746	Ø 57 - Halter
2.2 dCi	100	09/03→02/06	←	☐		24.3571-1781.5 240745	Ø 57 - Halter
1.8	88	12/98→02/03	←	☐		24.3571-1782.5 240746	Ø 57 - Halter
2.0	100	08/00→01/03	←	☐		24.3571-1782.5 240746	Ø 57 - Halter
2.2 dCi	84	08/00→02/06	←	☐; → 08/03		24.3571-1781.5 240745	Ø 57 - Halter
			←	☐; → 08/03		24.3571-1782.5 240746	Ø 57 - Halter
<b>NISSAN - CABSTAR E (TL_, VL_) 07/92→11/06</b>							
 <b>Bremssattel</b>							
105.35, 110.35, 110.45 (TL0)	78	10/98→10/06	←	☐; 09/01→ 12/03		24.3481-1783.5 240591	Ø 48 - Halter
120.35, 120.45 (TL0)	88	10/98→10/06	←	☐; 09/01→ 12/03		24.3481-1784.5 240592	Ø 48 - Halter
75.28 (TL0)	55	10/98→10/06					
90.32, 90.28, 95.32, 95.28 (TL0)	66	10/98→10/06					
95.32	70	04/02→06/04	←	☐; → 12/03		24.3481-1783.5 240591	Ø 48 - Halter
			←	☐; → 12/03		24.3481-1784.5 240592	Ø 48 - Halter
<b>NISSAN - CUBE (Z12) 09/07→</b>							
 <b>Bremssattel</b>							
1.5 dCi	78	03/10→	→	☐; 07/10→ 03/11		24.3351-1701.5 240725	Ø 35 - Halter
1.5 dCi	81	03/10→	→	☐; 07/10→ 03/11		24.3351-1702.5 240726	Ø 35 - Halter
1.6 16V	81	03/10→	→	☐; 07/10→ 03/11		24.3351-1702.5 240726	Ø 35 - Halter
<b>NISSAN - INTERSTAR Bus (X70) 04/02→</b>							
 <b>Bremssattel</b>							
dCi 100	73	11/03→	→	☐; → 06/10		24.3424-1701.5 240561	BOS Ø 42 - Halter
dCi 100	74	04/06→	→	☐; → 06/10		24.3424-1702.5 240562	BOS Ø 42 - Halter
dCi 120	88	09/06→	→	☐; → 06/10		24.3424-1702.5 240562	BOS Ø 42 - Halter
dCi 150	107	09/06→	→	☐; → 06/10		24.3424-1702.5 240562	BOS Ø 42 - Halter
dCi 120	84	07/02→08/06	→	☐		24.3424-1701.5 240561	BOS Ø 42 - Halter
			→	☐		24.3424-1702.5 240562	BOS Ø 42 - Halter
dCi 140	100	11/03→	→	☐; → 08/06		24.3424-1701.5 240561	BOS Ø 42 - Halter
dCi 90	66	07/02→	→	☐; → 08/06		24.3424-1702.5 240562	BOS Ø 42 - Halter
dCi 80	60	04/02→08/06	→	☐; 07/02→		24.3424-1701.5 240561	BOS Ø 42 - Halter
			→	☐; 07/02→		24.3424-1702.5 240562	BOS Ø 42 - Halter
 <b>Bremsschlauch</b>							
dCi 100	73	11/03→		☐; → 06/10; - ABS	2	24.5134-0457.3 330752	L= 457
dCi 100	74	04/06→		☐; → 06/10; - ABS	2	24.5134-0468.3 330704	L= 468
dCi 120	88	09/06→		☐; → 06/10; + ABS	2	24.5111-0510.3 330819	L= 510
dCi 150	107	09/06→	←	☐; → 06/10		24.5251-0465.3 330822	L= 465
			→	☐; → 06/10		24.5258-0450.3 330824	L= 450
dCi 120	84	07/02→08/06		☐; → 10/03; + ABS	2	24.5134-0457.3 330752	L= 457
				☐; - ABS	2	24.5134-0457.3 330752	L= 457
				☐; → 10/03; + ABS	2	24.5134-0468.3 330704	L= 468
↓							

	kW			 	! #		
<b>NISSAN - INTERSTAR Bus (X70) 04/02→</b>							
 <b>Bremsschlauch</b>							
dCi 120	84	07/02→08/06		☐; - ABS	2	24.5134-0468.3 330704	L= 468
			←	11/03→; + ABS	2	24.5111-0510.3 330819	L= 510
			→	☐; → 10/03; am Bremssattel	2	24.5111-0326.3 330766	L= 326
			→	☐; 11/03→		24.5251-0465.3 330822	L= 465
			→	☐; 11/03→		24.5258-0450.3 330824	L= 450
dCi 140	100	11/03→		☐; → 08/06; - ABS	2	24.5134-0457.3 330752	L= 457
				☐; → 08/06; - ABS	2	24.5134-0468.3 330704	L= 468
			←	→ 08/06; + ABS	2	24.5111-0510.3 330819	L= 510
			→	☐; → 08/06		24.5251-0465.3 330822	L= 465
			→	☐; → 08/06		24.5258-0450.3 330824	L= 450
dCi 80	60	04/02→08/06		☐; 07/02→ 10/03; + ABS	2	24.5134-0457.3 330752	L= 457
				☐; 07/02→; - ABS	2	24.5134-0457.3 330752	L= 457
				☐; 07/02→; - ABS	2	24.5134-0468.3 330704	L= 468
				☐; 07/02→ 10/03; + ABS	2	24.5134-0468.3 330704	L= 468
			←	11/03→; + ABS	2	24.5111-0510.3 330819	L= 510
			→	☐; 07/02→ 10/03; am Bremssattel	2	24.5111-0326.3 330766	L= 326
			→	☐; 11/03→		24.5251-0465.3 330822	L= 465
			→	☐; 11/03→		24.5258-0450.3 330824	L= 450
dCi 90	66	07/02→		☐; → 10/03; + ABS	2	24.5134-0457.3 330752	L= 457
				☐; → 08/06; - ABS	2	24.5134-0457.3 330752	L= 457
				☐; → 10/03; + ABS	2	24.5134-0468.3 330704	L= 468
				☐; → 08/06; - ABS	2	24.5134-0468.3 330704	L= 468
			←	11/03→ 08/06; + ABS	2	24.5111-0510.3 330819	L= 510
			→	☐; → 10/03; am Bremssattel	2	24.5111-0326.3 330766	L= 326
			→	☐; 11/03→ 08/06		24.5251-0465.3 330822	L= 465
			→	☐; 11/03→ 08/06		24.5258-0450.3 330824	L= 450
<b>NISSAN - INTERSTAR Kasten (X70) 04/02→</b>							
 <b>Bremssattel</b>							
dCi 100	73	11/03→	→	☐; → 06/10		24.3424-1701.5 240561	BOS Ø 42 - Halter
dCi 100	74	04/06→				24.3424-1702.5 240562	BOS Ø 42 - Halter
dCi 120	88	09/06→	→	☐; → 06/10		24.3424-1702.5 240562	BOS Ø 42 - Halter
dCi 150	107	09/06→					
dCi 120	84	04/02→	→	☐; → 08/06		24.3424-1701.5 240561	BOS Ø 42 - Halter
dCi 140	100	11/03→	→	☐; → 08/06		24.3424-1702.5 240562	BOS Ø 42 - Halter
dCi 90	66	07/02→					
dCi 80	60	04/02→08/06	→	☐; 07/02→		24.3424-1701.5 240561	BOS Ø 42 - Halter
			→	☐; 07/02→		24.3424-1702.5 240562	BOS Ø 42 - Halter
 <b>Bremsschlauch</b>							
dCi 100	73	11/03→		☐; → 06/10; - ABS	2	24.5134-0457.3 330752	L= 457
dCi 100	74	04/06→				24.5134-0468.3 330704	L= 468
dCi 120	88	09/06→		☐; → 06/10; - ABS	2	24.5134-0468.3 330704	L= 468
dCi 150	107	09/06→	←	→ 06/10; + ABS	2	24.5111-0510.3 330819	L= 510
			→	☐; → 06/10		24.5251-0465.3 330822	L= 465
			→	☐; → 06/10		24.5258-0450.3 330824	L= 450
dCi 120	84	04/02→		☐; → 10/03; + ABS	2	24.5134-0457.3 330752	L= 457
dCi 90	66	07/02→		☐; → 08/06; - ABS	2	24.5134-0457.3 330752	L= 457
				☐; → 10/03; + ABS	2	24.5134-0468.3 330704	L= 468
				☐; → 08/06; - ABS	2	24.5134-0468.3 330704	L= 468
			←	11/03→ 08/06; + ABS	2	24.5111-0510.3 330819	L= 510
			→	☐; → 10/03; am Bremssattel	2	24.5111-0326.3 330766	L= 326
			→	☐; 11/03→ 08/06		24.5251-0465.3 330822	L= 465
			→	☐; 11/03→ 08/06		24.5258-0450.3 330824	L= 450
dCi 140	100	11/03→		☐; → 08/06; - ABS	2	24.5134-0457.3 330752	L= 457
				☐; → 08/06; - ABS	2	24.5134-0468.3 330704	L= 468
			←	→ 08/06; + ABS	2	24.5111-0510.3 330819	L= 510
			→	☐; → 08/06		24.5251-0465.3 330822	L= 465
			→	☐; → 08/06		24.5258-0450.3 330824	L= 450
↓							











	kw			 	! #		
<b>NISSAN - INTERSTAR Kasten (X70) 04/02→</b>							
 <b>Bremsschlauch</b>							
dCi 80	60	04/02→08/06		☒; 07/02→ 10/03; + ABS	2	24.5134-0457.3 330752	L= 457
				☒; 07/02→; - ABS	2	24.5134-0457.3 330752	L= 457
				☑; 07/02→; - ABS	2	24.5134-0468.3 330704	L= 468
				☑; 07/02→ 10/03; + ABS	2	24.5134-0468.3 330704	L= 468
			←	11/03→; + ABS	2	24.5111-0510.3 330819	L= 510
			→	☑; 07/02→ 10/03; am Bremssattel	2	24.5111-0326.3 330766	L= 326
			→	☑; 11/03→		24.5251-0465.3 330822	L= 465
			→	☑; 11/03→		24.5258-0450.3 330824	L= 450
<b>NISSAN - INTERSTAR Pritsche/Fahrgestell 08/03→</b>							
 <b>Bremssattel</b>							
dCi 100	73	02/04→	→	☑; → 06/10		24.3424-1701.5 240561	BOS Ø 42 - Halter
			→	☑; → 06/10		24.3424-1702.5 240562	BOS Ø 42 - Halter
dCi 120 dCi 140	84 100	08/03→ 11/03→	→	☑; → 08/06		24.3424-1701.5 240561	BOS Ø 42 - Halter
			→	☑; → 08/06		24.3424-1702.5 240562	BOS Ø 42 - Halter
dCi 120 dCi 150	88 107	08/06→ 08/06→	→	☑; 09/06→ 06/10		24.3424-1701.5 240561	BOS Ø 42 - Halter
			→	☑; 09/06→ 06/10		24.3424-1702.5 240562	BOS Ø 42 - Halter
 <b>Bremsschlauch</b>							
dCi 100	73	02/04→		☒; → 06/10; - ABS	2	24.5134-0457.3 330752	L= 457
				☑; → 06/10; - ABS	2	24.5134-0468.3 330704	L= 468
			←	→ 06/10; + ABS	2	24.5111-0510.3 330819	L= 510
			→	☑; → 06/10		24.5251-0465.3 330822	L= 465
			→	☑; → 06/10		24.5258-0450.3 330824	L= 450
dCi 120	84	08/03→		☒; → 10/03; + ABS	2	24.5134-0457.3 330752	L= 457
				☒; → 08/06; - ABS	2	24.5134-0457.3 330752	L= 457
				☑; → 10/03; + ABS	2	24.5134-0468.3 330704	L= 468
				☑; → 08/06; - ABS	2	24.5134-0468.3 330704	L= 468
			←	11/03→ 08/06; + ABS	2	24.5111-0510.3 330819	L= 510
			→	☑; → 10/03; am Bremssattel	2	24.5111-0326.3 330766	L= 326
			→	☑; 11/03→ 08/06		24.5251-0465.3 330822	L= 465
			→	☑; 11/03→ 08/06		24.5258-0450.3 330824	L= 450
dCi 120 dCi 150	88 107	08/06→ 08/06→		☒; 09/06→ 06/10; - ABS	2	24.5134-0457.3 330752	L= 457
				☑; 09/06→ 06/10; - ABS	2	24.5134-0468.3 330704	L= 468
			←	09/06→ 06/10; + ABS	2	24.5111-0510.3 330819	L= 510
			→	☑; 09/06→ 06/10		24.5251-0465.3 330822	L= 465
			→	☑; 09/06→ 06/10		24.5258-0450.3 330824	L= 450
dCi 140	100	11/03→		☒; → 08/06; - ABS	2	24.5134-0457.3 330752	L= 457
				☑; → 08/06; - ABS	2	24.5134-0468.3 330704	L= 468
			←	→ 08/06; + ABS	2	24.5111-0510.3 330819	L= 510
			→	☑; → 08/06		24.5251-0465.3 330822	L= 465
			→	☑; → 08/06		24.5258-0450.3 330824	L= 450
<b>NISSAN - JUKE (F15) 06/10→</b>							
 <b>Bremssattel</b>							
1.2 DIG-T	85	05/14→	→	☑		24.3351-1701.5 240725	Ø 35 - Halter
1.5 dCi	81	06/10→	→	☑		24.3351-1702.5 240726	Ø 35 - Halter
1.6	69	01/13→	→	☑			
1.6	86	06/10→					
1.6 DIG-T	140	06/10→					
1.6 DIG-T 4x4	140	06/10→					
1.6 DIG-T NISMO	147	03/13→07/14					
1.6 DIG-T NISMO 4x4	147	02/13→07/14					
1.6 DIG-T NISMO RS	160	08/14→					
1.6 DIG-T NISMO RS 4x4	157	08/14→					
1.6 LPG	85	01/12→					
 <b>Bremsschlauch</b>							
1.2 DIG-T	85	05/14→	←	☑		24.5293-0635.3 331440	L= 635
1.5 dCi	81	06/10→					











	kw			 	! #			
<b>NISSAN - JUKE (F15) 06/10→</b>								
 <b>Bremsschlauch</b>								
1.6 1.6 1.6 DIG-T 1.6 DIG-T NISMO 1.6 DIG-T NISMO 4x4 1.6 DIG-T NISMO RS 1.6 DIG-T NISMO RS 4x4 1.6 LPG 1.6 DIG-T 4x4	69 86 140 147 147 160 157 85 140	01/13→ 06/10→ 06/10→ 03/13→07/14 02/13→07/14 08/14→ 08/14→ 01/12→ 06/10→	← ← ← ← ← ← ← ← ←	<input type="checkbox"/> <input type="checkbox"/> <input type="checkbox"/> <input type="checkbox"/> <input type="checkbox"/> <input type="checkbox"/> <input type="checkbox"/> <input type="checkbox"/> <input type="checkbox"/> <input type="checkbox"/> ; Made in Großbritannien <input type="checkbox"/> ; Made in Großbritannien		24.5293-0636.3 24.5293-0636.3 24.5293-0636.3	331441 331440 331441	L= 635 L= 635 L= 635
<b>NISSAN - KUBISTAR Kasten (X76) 08/03→</b>								
 <b>Bremssattel</b>								
1.2 1.5 dCi 1.5 dCi 1.5 dCi 1.2 16V 1.6 16V 1.4 1.5 dCi 70 dCi 85 1.5 dCi	44 42 48 60 55 70 55 51 62 45	08/03→ 08/03→10/09 08/03→ 08/03→ 04/06→ 08/03→ 08/03→10/09 09/05→10/09 04/06→10/09 08/05→	← ← ← ← ← ← ← ← ← ←	<input type="checkbox"/> <input type="checkbox"/> → 08/05 <input type="checkbox"/> → 08/05 <input type="checkbox"/> → 10/09 <input type="checkbox"/> → 10/09 <input type="checkbox"/> <input type="checkbox"/> <input type="checkbox"/> → 09/05 → 10/09 <input type="checkbox"/> → 09/05 → 10/09		24.3541-1765.5 24.3541-1766.5 24.3541-1765.5 24.3541-1766.5 24.3541-1765.5 24.3541-1766.5 24.3541-1765.5 24.3541-1766.5	240235 240236 240235 240236 240235 240236 240235 240236	BOS Ø 54 - Halter BOS Ø 54 - Halter BOS Ø 54 - Halter BOS Ø 54 - Halter BOS Ø 54 - Halter BOS Ø 54 - Halter BOS Ø 54 - Halter BOS Ø 54 - Halter
 <b>Bremsschlauch</b>								
1.2 1.5 dCi 1.5 dCi 1.5 dCi 1.2 16V 1.6 16V 1.4 1.5 dCi 70 dCi 85 1.5 dCi	44 42 48 60 55 70 55 51 62 45	08/03→ 08/03→10/09 08/03→ 08/03→ 04/06→ 08/03→ 08/03→10/09 09/05→10/09 04/06→10/09 08/05→	← → → → ← → ← → → →	→ 08/05 <input type="checkbox"/> → 08/05 <input type="checkbox"/> → 10/09 <input type="checkbox"/> → 03/08 <input type="checkbox"/> → 03/08 <input type="checkbox"/> → 03/08 <input type="checkbox"/> → 09/05 → 10/09 <input type="checkbox"/> → 09/05 → 03/08	2 2	24.5111-0336.3 24.5229-0193.3 24.5111-0336.3 24.5229-0193.3 24.5111-0336.3 24.5229-0193.3 24.5111-0336.3 24.5229-0193.3	330570 330571 330570 330571 330570 330571 330570 330571	L= 335 L= 193 L= 335 L= 193 L= 335 L= 193 L= 335 L= 193
<b>NISSAN - MICRA II (K11) 01/92→12/07</b>								
 <b>Bremssattel</b>								
1.0 i 16V 1.3 i 16V 1.0 i 16V 1.4 i 16V 1.5 D	40 55 44 60 42	08/92→09/00 08/92→09/00 09/00→02/03 09/00→02/03 02/98→02/03	← ← → → ← ← → → ← ←	<input type="checkbox"/> → 07/00; - ABS <input type="checkbox"/> → 07/00; - ABS <input type="checkbox"/> → 08/00; + ABS <input type="checkbox"/> → 08/00; + ABS <input type="checkbox"/> → 12/02; - ABS <input type="checkbox"/> → 12/02; - ABS <input type="checkbox"/> → 12/02; + ABS <input type="checkbox"/> → 12/02; + ABS <input type="checkbox"/> → 12/02; - ABS <input type="checkbox"/> → 12/02; - ABS		24.3481-1763.5 24.3481-1764.5 24.3304-1709.5 24.3304-1710.5 24.3481-1763.5 24.3481-1764.5 24.3304-1709.5 24.3304-1710.5 24.3481-1763.5 24.3481-1764.5	240367 240368 240359 240360 240367 240368 240359 240360 240367 240368	AKE Ø 48 - Halter AKE Ø 48 - Halter AKE Ø 30 - Halter AKE Ø 30 - Halter AKE Ø 48 - Halter AKE Ø 48 - Halter AKE Ø 30 - Halter AKE Ø 30 - Halter AKE Ø 48 - Halter AKE Ø 48 - Halter
 <b>Bremsschlauch</b>								
1.0 i 16V 1.3 i 16V 1.0 i 16V 1.4 i 16V 1.5 D	40 55 44 60 42	08/92→09/00 08/92→09/00 09/00→02/03 09/00→02/03 02/98→02/03	← ← → → →	→ 08/00; + ABS → 08/00; - ABS 02/98 → 08/00 → 01/98; - ABS → 01/98; + ABS → 12/02; + ABS → 12/02; - ABS → 12/02	2 2 2 2 2	24.5269-0460.3 24.5269-0462.3 24.5247-0195.3 24.5247-0210.3 24.5269-0195.3 24.5269-0460.3 24.5269-0462.3 24.5247-0195.3	331026 331027 330919 331023 330935 331026 331027 330919	L= 460,3 L= 462 L= 195 L= 210 L= 195 L= 460,3 L= 462 L= 195

	kw			 	! #			
<b>NISSAN - MICRA III (K12) 03/02→06/10</b>								
 <b>Bremssattel</b>								
1.0 16V	48	01/03→06/10	←	<input type="checkbox"/>		24.3541-1851.5	240709	TRW Ø 54 - Halter
1.2 16V	48	01/03→06/10	←	<input type="checkbox"/>		24.3541-1852.5	240710	TRW Ø 54 - Halter
1.2 16V	59	01/03→06/10	←	<input type="checkbox"/>				
1.2 LPG	59	10/02→06/10	→		2	24.5247-0281.3	330967	L= 280
1.4 16V	65	01/03→06/10						
1.5 dCi	48	01/03→06/10						
1.5 dCi	50	06/05→06/10						
1.5 dCi	60	09/03→06/10						
1.5 dCi	63	06/05→06/10						
160 SR	81	05/05→06/10						
 <b>Bremsschlauch</b>								
1.0 16V	48	01/03→06/10	←	<input type="checkbox"/>		24.5292-0605.3	331030	L= 605
1.2 16V	48	01/03→06/10	←	<input type="checkbox"/>		24.5293-0605.3	331031	L= 605
1.2 16V	59	01/03→06/10	←	<input type="checkbox"/>				
1.2 LPG	59	10/02→06/10	→		2	24.5247-0281.3	330967	L= 280
1.4 16V	65	01/03→06/10						
1.5 dCi	48	01/03→06/10						
1.5 dCi	50	06/05→06/10						
1.5 dCi	60	09/03→06/10						
1.5 dCi	63	06/05→06/10						
160 SR	81	05/05→06/10						
<b>NISSAN - MICRA IV (K13) 05/10→</b>								
 <b>Bremsschlauch</b>								
1.2	56	05/10→	←	<input type="checkbox"/> ; → 09/15		24.5293-0567.3	331438	L= 568
1.2	58	05/10→	←	<input type="checkbox"/> ; → 09/15		24.5293-0568.3	331439	L= 568
1.2	59	05/10→	←	<input type="checkbox"/>		24.5293-0567.3	331438	L= 568
1.2 DIG-S	72	04/11→	←	<input type="checkbox"/>		24.5293-0568.3	331439	L= 568
<b>NISSAN - MICRA C+C III (K12) 08/05→</b>								
 <b>Bremssattel</b>								
1.4 16V	65	08/05→	←	<input type="checkbox"/> ; → 12/10		24.3541-1851.5	240709	TRW Ø 54 - Halter
1.6 160 SR	81	08/05→	←	<input type="checkbox"/> ; → 12/10		24.3541-1852.5	240710	TRW Ø 54 - Halter
 <b>Bremsschlauch</b>								
1.4 16V	65	08/05→	←	<input type="checkbox"/> ; → 12/10		24.5292-0605.3	331030	L= 605
1.6 160 SR	81	08/05→	←	<input type="checkbox"/> ; → 12/10		24.5293-0605.3	331031	L= 605
			→	→ 12/10	2	24.5247-0281.3	330967	L= 280
<b>NISSAN - NOTE (E11, NE11) 01/05→06/12</b>								
 <b>Bremssattel</b>								
1.4	65	03/06→06/12	←	<input type="checkbox"/>		24.3541-1851.5	240709	TRW Ø 54 - Halter
1.5 dCi	50	03/06→06/12	←	<input type="checkbox"/>		24.3541-1852.5	240710	TRW Ø 54 - Halter
1.5 dCi	63	03/06→06/12	←	<input type="checkbox"/>				
1.5 dCi	66	09/10→06/12						
1.5 dCi	76	07/08→06/12						
1.6	81	03/06→06/12						
 <b>Bremsschlauch</b>								
1.4	65	03/06→06/12	←	<input type="checkbox"/>		24.5292-0605.3	331030	L= 605
1.5 dCi	50	03/06→06/12	←	<input type="checkbox"/>		24.5293-0605.3	331031	L= 605
1.5 dCi	63	03/06→06/12	←	<input type="checkbox"/>				
1.5 dCi	66	09/10→06/12	→		2	24.5247-0281.3	330967	L= 280
1.5 dCi	76	07/08→06/12						
1.6	81	03/06→06/12						
<b>NISSAN - NV300 Kasten (X82) 09/16→</b>								
 <b>Bremssattel</b>								
1.6 dci 120	89	09/16→	→	<input type="checkbox"/>		24.3414-1707.5	240337	TRW Ø 41 - Halter
1.6 dci 125	92	09/16→	→	<input type="checkbox"/>		24.3414-1708.5	240338	TRW Ø 41 - Halter
1.6 dci 145	107	09/16→	→	<input type="checkbox"/>				
1.6 dci 95	70	09/16→						
 <b>Bremsschlauch</b>								
1.6 dci 120	89	09/16→	←		2	24.5111-0386.3	330503	L= 385
1.6 dci 125	92	09/16→	←					
1.6 dci 145	107	09/16→	→		2	24.5111-0221.3	330818	L= 220
1.6 dci 95	70	09/16→	→			24.5229-0200.3	330572	L= 200

	kw					! #		
<b>NISSAN - NV300 Kombi (X82) 09/16→</b>								
 <b>Bremssattel</b>								
1.6 dCi 125	92	09/16→	→	☐		24.3414-1707.5	240337	TRW Ø 41 - Halter
1.6 dCi 145	107	09/16→	→	☐		24.3414-1708.5	240338	TRW Ø 41 - Halter
1.6 dCi 95	70	09/16→	→	☐				
 <b>Bremsschlauch</b>								
1.6 dCi 125	92	09/16→	←		2	24.5111-0386.3	330503	L= 385
1.6 dCi 145	107	09/16→	→		2	24.5111-0221.3	330818	L= 220
1.6 dCi 95	70	09/16→	→			24.5229-0200.3	330572	L= 200
<b>NISSAN - NV300 Pritsche/Fahrgestell (X82) 09/16→</b>								
 <b>Bremssattel</b>								
1.6 dCi 125	92	09/16→	→	☐		24.3414-1707.5	240337	TRW Ø 41 - Halter
1.6 dCi 145	107	09/16→	→	☐		24.3414-1708.5	240338	TRW Ø 41 - Halter
 <b>Bremsschlauch</b>								
1.6 dCi 125	92	09/16→	←		2	24.5111-0386.3	330503	L= 385
1.6 dCi 145	107	09/16→	→		2	24.5111-0221.3	330818	L= 220
						24.5229-0200.3	330572	L= 200
<b>NISSAN - PRIMASTAR Bus (X83) 03/01→</b>								
 <b>Bremssattel</b>								
2.0	86	04/06→	←	☐		24.3451-1713.5	240329	TRW Ø1 40 Ø2 45 - Halter
2.0	88	03/01→	←	☐		24.3451-1714.5	240330	TRW Ø1 40 Ø2 45 - Halter
dCi 115	84	09/08→	←	☐		24.3414-1707.5	240337	TRW Ø 41 - Halter
dCi 120	84	09/06→	→	☐		24.3414-1708.5	240338	TRW Ø 41 - Halter
dCi 150	107	09/06→	→	☐		24.3414-1708.5	240338	TRW Ø 41 - Halter
dCi 90	66	09/06→	→	☐		24.3414-1708.5	240338	TRW Ø 41 - Halter
dCi 100	74	03/01→	←	☐; → 08/06		24.3451-1713.5	240329	TRW Ø1 40 Ø2 45 - Halter
dCi 80	60	03/01→	←	☐; → 08/06		24.3451-1714.5	240330	TRW Ø1 40 Ø2 45 - Halter
			→	☐; → 08/06		24.3414-1707.5	240337	TRW Ø 41 - Halter
			→	☐; → 08/06		24.3414-1708.5	240338	TRW Ø 41 - Halter
dCi 140	99	07/03→	←	☐; → 08/06		24.3451-1713.5	240329	TRW Ø1 40 Ø2 45 - Halter
			←	☐; → 08/06		24.3451-1714.5	240330	TRW Ø1 40 Ø2 45 - Halter
			→	☐; 09/03→ 08/06		24.3414-1707.5	240337	TRW Ø 41 - Halter
			→	☐; 09/03→ 08/06		24.3414-1708.5	240338	TRW Ø 41 - Halter
 <b>Bremsschlauch</b>								
2.0	86	04/06→			2	24.5111-0221.3	330818	L= 220
2.0	88	03/01→	←		2	24.5111-0386.3	330503	L= 385
dCi 115	84	09/08→	→		2	24.5229-0200.3	330572	L= 200
dCi 120	84	09/06→	→		2	24.5229-0200.3	330572	L= 200
dCi 150	107	09/06→	→		2	24.5229-0200.3	330572	L= 200
dCi 90	66	09/06→	→		2	24.5229-0200.3	330572	L= 200
dCi 100	74	03/01→			2	24.5111-0221.3	330818	L= 220
dCi 140	99	07/03→	←	→ 08/06	2	24.5111-0386.3	330503	L= 385
dCi 80	60	03/01→	→	→ 08/06	2	24.5229-0200.3	330572	L= 200
<b>NISSAN - PRIMASTAR Kasten (X83) 09/02→</b>								
 <b>Bremssattel</b>								
1.9 dCi 100	74	09/02→	←	☐; → 08/06		24.3451-1713.5	240329	TRW Ø1 40 Ø2 45 - Halter
1.9 dCi 80	60	09/02→	←	☐; → 08/06		24.3451-1714.5	240330	TRW Ø1 40 Ø2 45 - Halter
2.5 dCi 140	99	07/03→	→	☐; → 08/06		24.3414-1707.5	240337	TRW Ø 41 - Halter
			→	☐; → 08/06		24.3414-1708.5	240338	TRW Ø 41 - Halter
2.0	86	04/06→	←	☐		24.3451-1713.5	240329	TRW Ø1 40 Ø2 45 - Halter
			←	☐		24.3451-1714.5	240330	TRW Ø1 40 Ø2 45 - Halter
2.0	88	02/03→	←	☐		24.3451-1713.5	240329	TRW Ø1 40 Ø2 45 - Halter
2.0 dCi 115	84	09/06→	←	☐		24.3451-1714.5	240330	TRW Ø1 40 Ø2 45 - Halter
2.0 dCi 90	66	09/06→	←	☐		24.3414-1707.5	240337	TRW Ø 41 - Halter
2.5 dCi 115	84	09/08→	→	☐		24.3414-1707.5	240337	TRW Ø 41 - Halter
2.5 dCi 150	107	09/06→	→	☐		24.3414-1708.5	240338	TRW Ø 41 - Halter
↓								



	kw			 	! #		
<b>NISSAN - PRIMASTAR Kasten (X83) 09/02→</b>							
 <b>Bremsschlauch</b>							
1.9 dCi 100	74	09/02→		am Bremssattel; → 08/06	2	24.5111-0221.3 330818	L= 220
1.9 dCi 80	60	09/02→	←	→ 08/06	2	24.5111-0386.3 330503	L= 385
2.5 dCi 140	99	07/03→	→	→ 08/06	2	24.5229-0200.3 330572	L= 200
2.0	88	02/03→		am Bremssattel	2	24.5111-0221.3 330818	L= 220
2.0 dCi 115	84	09/06→	←		2	24.5111-0386.3 330503	L= 385
2.0 dCi 90	66	09/06→					
2.5 dCi 115	84	09/08→	→		2	24.5229-0200.3 330572	L= 200
2.5 dCi 150	107	09/06→					
<b>NISSAN - PRIMASTAR Pritsche/Fahrgestell (X83) 07/02→08/06</b>							
 <b>Bremssattel</b>							
1.9 dCi 100	74	07/02→08/06	←	<input type="checkbox"/>		24.3451-1713.5 240329	TRW Ø1 40 Ø2 45 - Halter
1.9 dCi 80	60	07/02→08/06	←	<input type="checkbox"/>		24.3451-1714.5 240330	TRW Ø1 40 Ø2 45 - Halter
2.0	88	07/02→08/06	→	<input type="checkbox"/>		24.3414-1707.5 240337	TRW Ø 41 - Halter
			→	<input type="checkbox"/>		24.3414-1708.5 240338	TRW Ø 41 - Halter
2.5 dCi 140	99	07/02→08/06	←	<input type="checkbox"/>		24.3451-1713.5 240329	TRW Ø1 40 Ø2 45 - Halter
			←	<input type="checkbox"/>		24.3451-1714.5 240330	TRW Ø1 40 Ø2 45 - Halter
			→	<input type="checkbox"/> ; 07/03→		24.3414-1707.5 240337	TRW Ø 41 - Halter
			→	<input type="checkbox"/> ; 07/03→		24.3414-1708.5 240338	TRW Ø 41 - Halter
2.5 dCi 150	107	04/06→	←	<input type="checkbox"/> ; 09/06→		24.3451-1713.5 240329	TRW Ø1 40 Ø2 45 - Halter
			←	<input type="checkbox"/> ; 09/06→		24.3451-1714.5 240330	TRW Ø1 40 Ø2 45 - Halter
			→	<input type="checkbox"/> ; 09/06→		24.3414-1707.5 240337	TRW Ø 41 - Halter
			→	<input type="checkbox"/> ; 09/06→		24.3414-1708.5 240338	TRW Ø 41 - Halter
<b>Bremsschlauch</b>							
1.9 dCi 100	74	07/02→08/06		am Bremssattel	2	24.5111-0221.3 330818	L= 220
1.9 dCi 80	60	07/02→08/06	←		2	24.5111-0386.3 330503	L= 385
2.5 dCi 140	99	07/02→08/06	→		2	24.5229-0200.3 330572	L= 200
2.0	88	07/02→08/06	←		2	24.5111-0386.3 330503	L= 385
			→	außen	2	24.5111-0221.3 330818	L= 220
			→	innen	2	24.5229-0200.3 330572	L= 200
2.5 dCi 150	107	04/06→		am Bremssattel; 09/06→	2	24.5111-0221.3 330818	L= 220
			←	09/06→	2	24.5111-0386.3 330503	L= 385
			→	09/06→	2	24.5229-0200.3 330572	L= 200
<b>NISSAN - PRIMERA (P10) 06/90→06/96</b>							
 <b>Bremssattel</b>							
1.6	66	06/90→01/96	→	<input type="checkbox"/> ; 05/93→; + ABS		24.3344-1701.5 240087	TRW Ø 34 - Halter
1.6	71	06/90→01/96	→	<input type="checkbox"/> ; 05/93→; + ABS		24.3344-1702.5 240088	TRW Ø 34 - Halter
1.6	75	06/93→01/96	→	<input type="checkbox"/> ; + ABS		24.3344-1701.5 240087	TRW Ø 34 - Halter
			→	<input type="checkbox"/> ; + ABS		24.3344-1702.5 240088	TRW Ø 34 - Halter
2.0	96	06/90→05/96	→	<input type="checkbox"/> ; → 01/96		24.3344-1701.5 240087	TRW Ø 34 - Halter
2.0 i	92	01/95→06/96	→	<input type="checkbox"/> ; → 01/96		24.3344-1702.5 240088	TRW Ø 34 - Halter
2.0 16V	85	06/90→01/96	→	<input type="checkbox"/>		24.3344-1701.5 240087	TRW Ø 34 - Halter
2.0 GT	110	06/90→01/96	→	<input type="checkbox"/>		24.3344-1702.5 240088	TRW Ø 34 - Halter
2.0 16V 4x4	85	04/91→06/96	→	<input type="checkbox"/> ; 09/94→		24.3344-1701.5 240087	TRW Ø 34 - Halter
			→	<input type="checkbox"/> ; 09/94→		24.3344-1702.5 240088	TRW Ø 34 - Halter
2.0 D	55	01/91→01/96	→	<input type="checkbox"/> ; 05/93→		24.3344-1701.5 240087	TRW Ø 34 - Halter
			→	<input type="checkbox"/> ; 05/93→		24.3344-1702.5 240088	TRW Ø 34 - Halter
<b>Zubehörsatz, Bremssattel</b>							
1.6	66	06/90→01/96	→	05/93→; + ABS		24.0101-3401.2 260043	TRW
1.6	71	06/90→01/96	→				
1.6	75	06/93→01/96	→	+ ABS		24.0101-3401.2 260043	TRW
2.0	96	06/90→05/96	→	→ 01/96		24.0101-3401.2 260043	TRW
2.0 i	92	01/95→06/96	→				
2.0 16V	85	06/90→01/96	→			24.0101-3401.2 260043	TRW
2.0 GT	110	06/90→01/96	→				
↓							

	kw					! #		
<b>NISSAN - PRIMERA (P10) 06/90→06/96</b>								
<b>Zubehörsatz, Bremssattel</b>								
2.0 16V 4x4	85	04/91→06/96	➡	09/94→			24.0101-3401.2 260043	TRW
2.0 D	55	01/91→01/96	➡	05/93→			24.0101-3401.2 260043	TRW
<b>NISSAN - PRIMERA (P11) 06/96→12/01</b>								
 <b>Bremssattel</b>								
1.6 16V	66	09/96→12/01	←	☐; + ABS			24.3571-1731.5 240321	TRW Ø 57 - Halter
1.6 16V	73	09/96→10/00	←	☐; + ABS			24.3571-1732.5 240322	TRW Ø 57 - Halter
1.6 16V	78	06/96→12/01	←	☐; + ABS				
2.0 TD	66	09/96→12/01	←	☐; + ABS				
1.8 16V	84	08/99→12/01	←	☐; + ABS			24.3571-1731.5 240321	TRW Ø 57 - Halter
2.0 16V	85	09/96→12/01	←	☐; + ABS			24.3571-1732.5 240322	TRW Ø 57 - Halter
2.0 16V	103	08/99→12/01	➡	☐; → 03/01			24.3344-1717.5 240341	TRW Ø 34 - Halter
			➡	☐; → 03/01			24.3344-1718.5 240342	TRW Ø 34 - Halter
2.0 16V	96	09/96→12/01	←	☐; 04/98→; + ABS			24.3571-1731.5 240321	TRW Ø 57 - Halter
2.0 16V	110	09/96→12/01	←	☐; 04/98→; + ABS			24.3571-1732.5 240322	TRW Ø 57 - Halter
			➡	☐; → 03/01			24.3344-1717.5 240341	TRW Ø 34 - Halter
			➡	☐; → 03/01			24.3344-1718.5 240342	TRW Ø 34 - Halter
 <b>Bremsschlauch</b>								
1.6 16V	66	09/96→12/01	←	☐			24.5267-0390.3 330932	L= 390
1.6 16V	73	09/96→10/00	←	☐				
1.6 16V	78	06/96→12/01	←	☐			24.5267-0391.3 330974	L= 390
1.8 16V	84	08/99→12/01	➡	☐				
2.0 16V	85	09/96→12/01	➡	☐			24.5281-0580.3 331006	L= 580
2.0 16V	96	09/96→12/01	➡	☐				
2.0 16V	103	08/99→12/01	➡	☐			24.5281-0585.3 331007	L= 585
2.0 16V	110	09/96→12/01	➡	☐				
2.0 TD	66	09/96→12/01	➡	☐				
<b>NISSAN - PRIMERA (P12) 01/02→</b>								
 <b>Bremssattel</b>								
1.6	78	03/02→08/08	←	☐			24.3571-1781.5 240745	Ø 57 - Halter
1.8	85	03/02→10/08	←	☐				
1.8 LPG	85	03/02→	←	☐			24.3571-1782.5 240746	Ø 57 - Halter
1.9 dCi	88	04/03→10/07	➡	☐			11.9387-7021.2 220629	ATE Ø 38 - Halter
2.0	103	03/02→10/08	➡	☐			11.9387-7022.2 220630	ATE Ø 38 - Halter
1.6	80	01/02→04/06	←	☐; 03/02→			24.3571-1781.5 240745	Ø 57 - Halter
			←	☐; 03/02→			24.3571-1782.5 240746	Ø 57 - Halter
			➡	☐; 03/02→			11.9387-7021.2 220629	ATE Ø 38 - Halter
			➡	☐; 03/02→			11.9387-7022.2 220630	ATE Ø 38 - Halter
1.9 dCi	85	08/02→10/07	←	☐; 04/03→			24.3571-1781.5 240745	Ø 57 - Halter
			←	☐; 04/03→			24.3571-1782.5 240746	Ø 57 - Halter
			➡	☐; 04/03→			11.9387-7021.2 220629	ATE Ø 38 - Halter
			➡	☐; 04/03→			11.9387-7022.2 220630	ATE Ø 38 - Halter
2.2 dCi	102	04/03→	←	☐; → 10/07			24.3571-1781.5 240745	Ø 57 - Halter
			←	☐; → 10/07			24.3571-1782.5 240746	Ø 57 - Halter
			➡	☐; → 10/07			11.9387-7021.2 220629	ATE Ø 38 - Halter
			➡	☐; → 10/07			11.9387-7022.2 220630	ATE Ø 38 - Halter
2.2 Di	93	03/02→05/07	←	☐; → 04/03			24.3571-1781.5 240745	Ø 57 - Halter
			←	☐; → 04/03			24.3571-1782.5 240746	Ø 57 - Halter
			➡	☐; → 04/03			11.9387-7021.2 220629	ATE Ø 38 - Halter
			➡	☐; → 04/03			11.9387-7022.2 220630	ATE Ø 38 - Halter
<b>Feder, Bremssattel</b>								
1.6	78	03/02→08/08	➡		2	11.8116-0340.1 390595	ATE	
1.8	85	03/02→10/08	➡					
1.8 LPG	85	03/02→	➡					
1.9 dCi	88	04/03→10/07	➡					
2.0	103	03/02→10/08	➡					
1.6	80	01/02→04/06	➡	03/02→	2	11.8116-0340.1 390595	ATE	
1.9 dCi	85	08/02→10/07	➡	04/03→	2	11.8116-0340.1 390595	ATE	
2.2 dCi	102	04/03→	➡	→ 10/07	2	11.8116-0340.1 390595	ATE	
↓								

**NISSAN - PRIMERA (P12) 01/02→**

**Feder, Bremssattel**

2.2 Di	93	03/02→05/07	➡	→ 04/03	2	11.8116-0340.1	390595	ATE
--------	----	-------------	---	---------	---	----------------	--------	-----

**Führungshülsensatz, Bremssattel**

1.6	78	03/02→08/08	➡			11.0101-5407.2	260011	ATE
1.8	85	03/02→10/08						
1.8 LPG	85	03/02→						
1.9 dCi	88	04/03→10/07						
2.0	103	03/02→10/08						
1.6	80	01/02→04/06	➡	03/02→		11.0101-5407.2	260011	ATE
1.9 dCi	85	08/02→10/07	➡	04/03→		11.0101-5407.2	260011	ATE
2.2 dCi	102	04/03→	➡	→ 10/07		11.0101-5407.2	260011	ATE
2.2 Di	93	03/02→05/07	➡	→ 04/03		11.0101-5407.2	260011	ATE

**Führungsbolzen, Bremssattel**

1.6	78	03/02→08/08				11.8171-0008.1	990049	ATE
1.8	85	03/02→10/08						
1.8 LPG	85	03/02→						
1.9 dCi	88	04/03→10/07						
2.0	103	03/02→10/08						
1.6	80	01/02→04/06		03/02→		11.8171-0008.1	990049	ATE
1.9 dCi	85	08/02→10/07		04/03→		11.8171-0008.1	990049	ATE
2.2 dCi	102	04/03→		→ 10/07		11.8171-0008.1	990049	ATE
2.2 Di	93	03/02→05/07		→ 04/03		11.8171-0008.1	990049	ATE











**Bremsschlauch**

1.6	78	03/02→08/08	←			24.5278-0652.3	331189	L= 652
1.8	85	03/02→10/08	←			24.5278-0661.3	331190	L= 661
1.8 LPG	85	03/02→	←					
1.9 dCi	88	04/03→10/07	➡			24.5281-0640.3	330968	L= 640
2.0	103	03/02→10/08	➡			24.5281-0641.3	330969	L= 640
1.6	80	01/02→04/06	←	03/02→		24.5278-0652.3	331189	L= 652
			←	03/02→		24.5278-0661.3	331190	L= 661
			➡	03/02→		24.5281-0640.3	330968	L= 640
			➡	03/02→		24.5281-0641.3	330969	L= 640
1.9 dCi	85	08/02→10/07	←	04/03→		24.5278-0652.3	331189	L= 652
			←	04/03→		24.5278-0661.3	331190	L= 661
			➡	04/03→		24.5281-0640.3	330968	L= 640
			➡	04/03→		24.5281-0641.3	330969	L= 640
2.2 dCi	102	04/03→	←	→ 10/07		24.5278-0652.3	331189	L= 652
			←	→ 10/07		24.5278-0661.3	331190	L= 661
			➡	→ 10/07		24.5281-0640.3	330968	L= 640
			➡	→ 10/07		24.5281-0641.3	330969	L= 640
2.2 Di	93	03/02→05/07	←	→ 04/03		24.5278-0652.3	331189	L= 652
			←	→ 04/03		24.5278-0661.3	331190	L= 661
			➡	→ 04/03		24.5281-0640.3	330968	L= 640
			➡	→ 04/03		24.5281-0641.3	330969	L= 640

**NISSAN - PRIMERA Hatchback (P10) 06/90→06/96**

**Bremssattel**

1.6	66	06/90→01/96	➡	☐; 05/93→; + ABS		24.3344-1701.5	240087	TRW Ø 34 - Halter
			➡	☐; 05/93→; + ABS		24.3344-1702.5	240088	TRW Ø 34 - Halter
1.6	75	06/93→01/96	➡	☐; + ABS		24.3344-1701.5	240087	TRW Ø 34 - Halter
			➡	☐; + ABS		24.3344-1702.5	240088	TRW Ø 34 - Halter
2.0	110	06/90→01/96	➡	☐		24.3344-1701.5	240087	TRW Ø 34 - Halter
2.0	112	09/90→01/96	➡	☐		24.3344-1702.5	240088	TRW Ø 34 - Halter
2.0 16V	85	06/90→01/96	➡	☐		24.3344-1702.5	240088	TRW Ø 34 - Halter
2.0 16V 4x4	85	04/91→06/96	➡	☐; 09/94→		24.3344-1701.5	240087	TRW Ø 34 - Halter
			➡	☐; 09/94→		24.3344-1702.5	240088	TRW Ø 34 - Halter
2.0 D	55	01/91→01/96	➡	☐; 05/93→		24.3344-1701.5	240087	TRW Ø 34 - Halter
			➡	☐; 05/93→		24.3344-1702.5	240088	TRW Ø 34 - Halter
2.0 i	92	01/95→06/96	➡	☐; → 01/96		24.3344-1701.5	240087	TRW Ø 34 - Halter

	kw					! #		
<b>NISSAN - PRIMERA Hatchback (P10) 06/90→06/96</b>								
 <b>Bremssattel</b>								
2.0 i	92	01/95→06/96	➔	☐; → 01/96		24.3344-1702.5	240088	TRW Ø 34 - Halter
<b>Zubehörsatz, Bremssattel</b>								
1.6	66	06/90→01/96	➔	05/93→; + ABS		24.0101-3401.2	260043	TRW
1.6	75	06/93→01/96	➔	+ ABS		24.0101-3401.2	260043	TRW
2.0	110	06/90→01/96	➔			24.0101-3401.2	260043	TRW
2.0	112	09/90→01/96						
2.0 16V	85	06/90→01/96						
2.0 16V 4x4	85	04/91→06/96	➔	09/94→		24.0101-3401.2	260043	TRW
2.0 D	55	01/91→01/96	➔	05/93→		24.0101-3401.2	260043	TRW
2.0 i	92	01/95→06/96	➔	→ 01/96		24.0101-3401.2	260043	TRW
<b>NISSAN - PRIMERA Hatchback (P11) 06/96→07/02</b>								
 <b>Bremssattel</b>								
1.6 16V	66	09/96→07/02	←	☐; → 02/02; + ABS		24.3571-1731.5	240321	TRW Ø 57 - Halter
1.6 16V	73	09/96→07/02				24.3571-1732.5	240322	TRW Ø 57 - Halter
1.6 16V	78	09/00→07/02	←	☐; → 02/02; + ABS		24.3571-1732.5	240322	TRW Ø 57 - Halter
2.0 TD	66	09/96→07/02						
1.8 16V	84	08/99→07/02	←	☐; → 02/02; + ABS		24.3571-1731.5	240321	TRW Ø 57 - Halter
1.8 16V LPG	84	08/99→07/02	←	☐; → 02/02; + ABS		24.3571-1732.5	240322	TRW Ø 57 - Halter
2.0 16V	85	09/96→07/02						
2.0 16V	103	08/99→07/02	➔	☐; → 03/01		24.3344-1717.5	240341	TRW Ø 34 - Halter
			➔	☐; → 03/01		24.3344-1718.5	240342	TRW Ø 34 - Halter
2.0 16V	96	09/96→07/02	←	☐; 04/98 → 02/02; + ABS		24.3571-1731.5	240321	TRW Ø 57 - Halter
2.0 16V	110	09/96→07/02						
2.0 16V LPG	96	09/96→07/02	←	☐; 04/98 → 02/02; + ABS		24.3571-1732.5	240322	TRW Ø 57 - Halter
			➔	☐; → 03/01		24.3344-1717.5	240341	TRW Ø 34 - Halter
			➔	☐; → 03/01		24.3344-1718.5	240342	TRW Ø 34 - Halter
<b>Bremsschlauch</b>								
1.6 16V	66	09/96→07/02	←	☐; → 02/02		24.5267-0390.3	330932	L= 390
1.6 16V	73	09/96→07/02				24.5267-0391.3	330974	L= 390
1.6 16V	78	09/00→07/02	←	☐; → 02/02		24.5281-0580.3	331006	L= 580
1.8 16V	84	08/99→07/02	➔	☐; → 02/02		24.5281-0585.3	331007	L= 585
1.8 16V LPG	84	08/99→07/02						
2.0 16V	85	09/96→07/02	➔	☐; → 02/02				
2.0 16V	96	09/96→07/02						
2.0 16V	103	08/99→07/02						
2.0 16V	110	09/96→07/02						
2.0 16V LPG	96	09/96→07/02						
2.0 TD	66	09/96→07/02						
<b>NISSAN - PRIMERA Hatchback (P12) 01/02→</b>								
 <b>Bremssattel</b>								
1.6	78	07/02→08/08	←	☐		24.3571-1781.5	240745	Ø 57 - Halter
1.6	80	07/02→04/06						
1.8	85	07/02→10/08	←	☐		24.3571-1782.5	240746	Ø 57 - Halter
1.9 dCi	88	04/03→10/07	➔	☐		11.9387-7021.2	220629	ATE Ø 38 - Halter
2.0	103	07/02→10/08	➔	☐		11.9387-7022.2	220630	ATE Ø 38 - Halter
1.9 dCi	85	08/02→10/07	←	☐; 04/03→		24.3571-1781.5	240745	Ø 57 - Halter
			←	☐; 04/03→		24.3571-1782.5	240746	Ø 57 - Halter
			➔	☐; 04/03→		11.9387-7021.2	220629	ATE Ø 38 - Halter
			➔	☐; 04/03→		11.9387-7022.2	220630	ATE Ø 38 - Halter
2.2 dCi	102	04/03→	←	☐; → 10/07		24.3571-1781.5	240745	Ø 57 - Halter
			←	☐; → 10/07		24.3571-1782.5	240746	Ø 57 - Halter
			➔	☐; → 10/07		11.9387-7021.2	220629	ATE Ø 38 - Halter
			➔	☐; → 10/07		11.9387-7022.2	220630	ATE Ø 38 - Halter
2.2 Di	93	07/02→05/07	←	☐; → 04/03		24.3571-1781.5	240745	Ø 57 - Halter
			←	☐; → 04/03		24.3571-1782.5	240746	Ø 57 - Halter
			➔	☐; → 04/03		11.9387-7021.2	220629	ATE Ø 38 - Halter
			➔	☐; → 04/03		11.9387-7022.2	220630	ATE Ø 38 - Halter
<b>Feder, Bremssattel</b>								
1.6	78	07/02→08/08	➔		2	11.8116-0340.1	390595	ATE
1.6	80	07/02→04/06						
↓								



**NISSAN - PRIMERA Hatchback (P12) 01/02→**

**Feder, Bremssattel**

1.8	85	07/02→10/08	➡		2	11.8116-0340.1	390595	ATE
1.9 dCi	88	04/03→10/07						
2.0	103	07/02→10/08						
1.9 dCi	85	08/02→10/07	➡	04/03→	2	11.8116-0340.1	390595	ATE
2.2 dCi	102	04/03→	➡	→ 10/07	2	11.8116-0340.1	390595	ATE
2.2 Di	93	07/02→05/07	➡	→ 04/03	2	11.8116-0340.1	390595	ATE

**Führungshülzensatz, Bremssattel**

1.6	78	07/02→08/08	➡			11.0101-5407.2	260011	ATE
1.6	80	07/02→04/06						
1.8	85	07/02→10/08						
1.9 dCi	88	04/03→10/07						
2.0	103	07/02→10/08						
1.9 dCi	85	08/02→10/07	➡	04/03→		11.0101-5407.2	260011	ATE
2.2 dCi	102	04/03→	➡	→ 10/07		11.0101-5407.2	260011	ATE
2.2 Di	93	07/02→05/07	➡	→ 04/03		11.0101-5407.2	260011	ATE

**Führungsbolzen, Bremssattel**

1.6	78	07/02→08/08				11.8171-0008.1	990049	ATE
1.6	80	07/02→04/06						
1.8	85	07/02→10/08						
1.9 dCi	88	04/03→10/07						
2.0	103	07/02→10/08						
1.9 dCi	85	08/02→10/07		04/03→		11.8171-0008.1	990049	ATE
2.2 dCi	102	04/03→		→ 10/07		11.8171-0008.1	990049	ATE
2.2 Di	93	07/02→05/07		→ 04/03		11.8171-0008.1	990049	ATE











**Bremsschlauch**

1.6	78	07/02→08/08	←	☐		24.5278-0652.3	331189	L= 652
1.6	80	07/02→04/06						
1.8	85	07/02→10/08	←	☐		24.5278-0661.3	331190	L= 661
1.9 dCi	88	04/03→10/07	➡	☐		24.5281-0640.3	330968	L= 640
2.0	103	07/02→10/08	➡	☐		24.5281-0641.3	330969	L= 640
1.9 dCi	85	08/02→10/07	←	☐; 04/03→		24.5278-0652.3	331189	L= 652
			←	☐; 04/03→		24.5278-0661.3	331190	L= 661
			➡	☐; 04/03→		24.5281-0640.3	330968	L= 640
			➡	☐; 04/03→		24.5281-0641.3	330969	L= 640
2.2 dCi	102	04/03→	←	☐; → 10/07		24.5278-0652.3	331189	L= 652
			←	☐; → 10/07		24.5278-0661.3	331190	L= 661
			➡	☐; → 10/07		24.5281-0640.3	330968	L= 640
			➡	☐; → 10/07		24.5281-0641.3	330969	L= 640
2.2 Di	93	07/02→05/07	←	☐; → 04/03		24.5278-0652.3	331189	L= 652
			←	☐; → 04/03		24.5278-0661.3	331190	L= 661
			➡	☐; → 04/03		24.5281-0640.3	330968	L= 640
			➡	☐; → 04/03		24.5281-0641.3	330969	L= 640








**NISSAN - PRIMERA Traveller (WP11) 06/96→01/02**














**Bremssattel**















1.6 16V	66	04/98→12/01	←	☐		24.3571-1731.5	240321	TRW Ø 57 - Halter
1.6 16V	73	04/98→12/01						
1.8 16V	84	08/99→12/01	←	☐		24.3571-1732.5	240322	TRW Ø 57 - Halter
1.8 16V LPG	84	08/99→12/01	➡	☐; → 03/01		24.3344-1717.5	240341	TRW Ø 34 - Halter
2.0 TD	66	04/98→12/01	➡	☐; → 03/01		24.3344-1718.5	240342	TRW Ø 34 - Halter
1.6 16V	81	04/98→01/02	←	☐; + ABS		24.3571-1731.5	240321	TRW Ø 57 - Halter
			←	☐		24.3571-1731.5	240321	TRW Ø 57 - Halter
			←	☐; + ABS		24.3571-1732.5	240322	TRW Ø 57 - Halter
			←	☐		24.3571-1732.5	240322	TRW Ø 57 - Halter
			➡	☐; → 03/01		24.3344-1717.5	240341	TRW Ø 34 - Halter
			➡	☐; → 03/01		24.3344-1718.5	240342	TRW Ø 34 - Halter
2.0 16V	85	06/96→12/01	←	☐; 04/98→ 06/99		24.3571-1731.5	240321	TRW Ø 57 - Halter
			←	☐; 04/98→ 06/99		24.3571-1732.5	240322	TRW Ø 57 - Halter
			➡	☐; 04/98→ 03/01		24.3344-1717.5	240341	TRW Ø 34 - Halter












	kw			 	! #			
<b>NISSAN - PRIMERA Traveller (WP11) 06/96→01/02</b>								
 <b>Bremssattel</b>								
2.0 16V	85	06/96→12/01	➡	☐; 04/98→03/01		24.3344-1718.5 240342	TRW Ø 34 - Halter	
2.0 16V	96	04/98→12/01	←	☐; → 06/99		24.3571-1731.5 240321	TRW Ø 57 - Halter	
			←	☐; → 06/99		24.3571-1732.5 240322	TRW Ø 57 - Halter	
			➡	☐; → 03/01		24.3344-1717.5 240341	TRW Ø 34 - Halter	
			➡	☐; → 03/01		24.3344-1718.5 240342	TRW Ø 34 - Halter	
2.0 16V	103	08/99→12/01	➡	☐; → 03/01		24.3344-1717.5 240341	TRW Ø 34 - Halter	
			➡	☐; → 03/01		24.3344-1718.5 240342	TRW Ø 34 - Halter	
<b>Feder, Bremssattel</b>								
2.0 16V	85	06/96→12/01		07/99→	2	11.8116-0274.1 390516	ATE	
2.0 16V	96	04/98→12/01						
2.0 16V	103	08/99→12/01			2	11.8116-0274.1 390516	ATE	
<b>Führungshülzensatz, Bremssattel</b>								
2.0 16V	85	06/96→12/01	←	07/99→		11.0101-5407.2 260011	ATE	
2.0 16V	96	04/98→12/01						
2.0 16V	103	08/99→12/01	←			11.0101-5407.2 260011	ATE	
<b>Führungsbolzen, Bremssattel</b>								
2.0 16V	85	06/96→12/01		07/99→		11.8171-0008.1 990049	ATE	
2.0 16V	96	04/98→12/01						
2.0 16V	103	08/99→12/01				11.8171-0008.1 990049	ATE	
 <b>Bremsschlauch</b>								
1.6 16V	66	04/98→12/01	←	☐		24.5267-0390.3 330932	L= 390	
1.6 16V	73	04/98→12/01	←	☐		24.5267-0391.3 330974	L= 390	
1.6 16V	81	04/98→01/02	←	☐				
1.8 16V	84	08/99→12/01	➡	☐		24.5281-0580.3 331006	L= 580	
1.8 16V LPG	84	08/99→12/01	➡	☐				
2.0 16V	96	04/98→12/01	➡	☐		24.5281-0585.3 331007	L= 585	
2.0 16V	103	08/99→12/01						
2.0 TD	66	04/98→12/01						
2.0 16V	85	06/96→12/01	←	☐; 04/98→		24.5267-0390.3 330932	L= 390	
			←	☐; 04/98→		24.5267-0391.3 330974	L= 390	
			➡	☐; 04/98→		24.5281-0580.3 331006	L= 580	
			➡	☐; 04/98→		24.5281-0585.3 331007	L= 585	
<b>NISSAN - PRIMERA Traveller (WP12) 01/02→</b>								
 <b>Bremssattel</b>								
1.6 Visia	80	01/02→04/06	←	☐; 03/02→		24.3571-1781.5 240745	Ø 57 - Halter	
			←	☐; 03/02→		24.3571-1782.5 240746	Ø 57 - Halter	
			➡	☐; 03/02→		11.9387-7021.2 220629	ATE Ø 38 - Halter	
			➡	☐; 03/02→		11.9387-7022.2 220630	ATE Ø 38 - Halter	
1.8	85	03/02→05/07	←	☐		24.3571-1781.5 240745	Ø 57 - Halter	
2.2 Di	93		03/02→04/03	←	☐		24.3571-1782.5 240746	Ø 57 - Halter
				➡	☐		11.9387-7021.2 220629	ATE Ø 38 - Halter
			➡	☐		11.9387-7022.2 220630	ATE Ø 38 - Halter	
1.9 dCi	85	08/02→10/07	←	☐; 04/03→		24.3571-1781.5 240745	Ø 57 - Halter	
			←	☐; 04/03→		24.3571-1782.5 240746	Ø 57 - Halter	
			➡	☐; 04/03→		11.9387-7021.2 220629	ATE Ø 38 - Halter	
			➡	☐; 04/03→		11.9387-7022.2 220630	ATE Ø 38 - Halter	
1.9 dCi	88	04/03→	←	☐; → 10/07		24.3571-1781.5 240745	Ø 57 - Halter	
2.2 dCi	102		04/03→	←	☐; → 10/07		24.3571-1782.5 240746	Ø 57 - Halter
				➡	☐; → 10/07		11.9387-7021.2 220629	ATE Ø 38 - Halter
				➡	☐; → 10/07		11.9387-7022.2 220630	ATE Ø 38 - Halter
2.0	103	03/02→	←	☐; → 10/08		24.3571-1781.5 240745	Ø 57 - Halter	
			03/02→	←	☐; → 10/08		24.3571-1782.5 240746	Ø 57 - Halter
				➡	☐; → 10/08		11.9387-7021.2 220629	ATE Ø 38 - Halter
				➡	☐; → 10/08		11.9387-7022.2 220630	ATE Ø 38 - Halter
↓								
























	kw			 	! #		
<b>NISSAN - PRIMERA Traveller (WP12) 01/02→</b>							
<b>Feder, Bremssattel</b>							
1.6 Visia	80	01/02→04/06	➡	03/02→	2	11.8116-0340.1 390595	ATE
1.8	85	03/02→05/07	➡		2	11.8116-0340.1 390595	ATE
2.2 Di	93	03/02→04/03					
1.9 dCi	85	08/02→10/07	➡	04/03→	2	11.8116-0340.1 390595	ATE
1.9 dCi	88	04/03→	➡	→ 10/07	2	11.8116-0340.1 390595	ATE
2.2 dCi	102	04/03→					
2.0	103	03/02→	➡	→ 10/08	2	11.8116-0340.1 390595	ATE
<b>Führungshülzensatz, Bremssattel</b>							
1.6 Visia	80	01/02→04/06	➡	03/02→		11.0101-5407.2 260011	ATE
1.8	85	03/02→05/07	➡			11.0101-5407.2 260011	ATE
2.2 Di	93	03/02→04/03					
1.9 dCi	85	08/02→10/07	➡	04/03→		11.0101-5407.2 260011	ATE
1.9 dCi	88	04/03→	➡	→ 10/07		11.0101-5407.2 260011	ATE
2.2 dCi	102	04/03→					
2.0	103	03/02→	➡	→ 10/08		11.0101-5407.2 260011	ATE
<b>Führungsbolzen, Bremssattel</b>							
1.6 Visia	80	01/02→04/06		03/02→		11.8171-0008.1 990049	ATE
1.8	85	03/02→05/07				11.8171-0008.1 990049	ATE
2.2 Di	93	03/02→04/03					
1.9 dCi	85	08/02→10/07		04/03→		11.8171-0008.1 990049	ATE
1.9 dCi	88	04/03→		→ 10/07		11.8171-0008.1 990049	ATE
2.2 dCi	102	04/03→					
2.0	103	03/02→		→ 10/08		11.8171-0008.1 990049	ATE
<b>Bremsschlauch</b>							
1.6 Visia	80	01/02→04/06	←	☐; 03/02→	24.5278-0652.3 331189	L= 652	
			←	☐; 03/02→	24.5278-0661.3 331190	L= 661	
			➡	☐; 03/02→	24.5281-0640.3 330968	L= 640	
			➡	☐; 03/02→	24.5281-0641.3 330969	L= 640	
1.8 2.2 Di	85 93	03/02→05/07 03/02→04/03	←	☐	24.5278-0652.3 331189	L= 652	
			←	☐	24.5278-0661.3 331190	L= 661	
			➡	☐	24.5281-0640.3 330968	L= 640	
			➡	☐	24.5281-0641.3 330969	L= 640	
1.9 dCi	85	08/02→10/07	←	☐; 04/03→	24.5278-0652.3 331189	L= 652	
			←	☐; 04/03→	24.5278-0661.3 331190	L= 661	
			➡	☐; 04/03→	24.5281-0640.3 330968	L= 640	
			➡	☐; 04/03→	24.5281-0641.3 330969	L= 640	
1.9 dCi 2.2 dCi	88 102	04/03→ 04/03→	←	☐; → 10/07	24.5278-0652.3 331189	L= 652	
			←	☐; → 10/07	24.5278-0661.3 331190	L= 661	
			➡	☐; → 10/07	24.5281-0640.3 330968	L= 640	
			➡	☐; → 10/07	24.5281-0641.3 330969	L= 640	
2.0	103	03/02→	←	☐; → 10/08	24.5278-0652.3 331189	L= 652	
			←	☐; → 10/08	24.5278-0661.3 331190	L= 661	
			➡	☐; → 10/08	24.5281-0640.3 330968	L= 640	
			➡	☐; → 10/08	24.5281-0641.3 330969	L= 640	
<b>NISSAN - PULSAR Schrägheck (C13) 08/12→</b>							
<b>Bremssattel</b>							
1.2 DIG-T	85	10/14→	➡	☐	24.3351-1701.5 240725	Ø 35 - Halter	
1.5 dCi	81	10/14→					
1.6 DIG-T	140	02/15→	➡	☐	24.3351-1702.5 240726	Ø 35 - Halter	
<b>NISSAN - QASHQAI / QASHQAI +2 I (J10, JJ10) 12/06→12/13</b>							
<b>Bremssattel</b>							
1.5 dCi	76	07/08→12/13	←	☐; kurzer Radstand	24.3601-1733.5 240840	Ø 60 - Halter	
1.5 dCi	78	02/07→12/13					
1.6	84	02/07→12/13	←	☐; kurzer Radstand	24.3601-1734.5 240841	Ø 60 - Halter	
2.0	102	02/07→12/13	➡	☐; 08/10→; kurzer Radstand	24.3351-1701.5 240725	Ø 35 - Halter	
2.0	104	02/07→12/13					
2.0 Allrad	102	02/07→12/13	➡	☐; 08/10→; kurzer Radstand	24.3351-1702.5 240726	Ø 35 - Halter	
2.0 Allrad	104	02/07→12/13					
↓							

	kw					! #		
<b>NISSAN - QASHQAI / QASHQAI +2 I (J10, JJ10) 12/06→12/13</b>								
 <b>Bremssattel</b>								
2.0 dCi 2.0 dCi Allrad	110 110	02/07→12/13 02/07→12/13	← ← → →	☐; kurzer Radstand ☐; kurzer Radstand ☐; 08/10→; kurzer Radstand ☐; 08/10→; kurzer Radstand		24.3601-1733.5 24.3601-1734.5 24.3351-1701.5 24.3351-1702.5	240840 240841 240725 240726	Ø 60 - Halter Ø 60 - Halter Ø 35 - Halter Ø 35 - Halter
1.5 dCi	81	01/10→12/13	← ← → →	☐; 11/10→; kurzer Radstand ☐; 11/10→; kurzer Radstand ☐; 11/10→; kurzer Radstand ☐; 11/10→; kurzer Radstand		24.3601-1733.5 24.3601-1734.5 24.3351-1701.5 24.3351-1702.5	240840 240841 240725 240726	Ø 60 - Halter Ø 60 - Halter Ø 35 - Halter Ø 35 - Halter
1.6 1.6 dCi 1.6 dCi Allrad	86 96 96	11/10→12/13 10/11→12/13 10/11→12/13	← ← → →	☐; kurzer Radstand ☐; kurzer Radstand ☐; kurzer Radstand ☐; kurzer Radstand		24.3601-1733.5 24.3601-1734.5 24.3351-1701.5 24.3351-1702.5	240840 240841 240725 240726	Ø 60 - Halter Ø 60 - Halter Ø 35 - Halter Ø 35 - Halter
 <b>Bremsschlauch</b>								
1.5 dCi 1.5 dCi 1.6 1.6 1.6 dCi 1.6 dCi Allrad 2.0 2.0 Allrad 2.0 Allrad 2.0 dCi 2.0 dCi Allrad	76 78 84 86 96 96 102 104 102 104 110 110	07/08→12/13 02/07→12/13 02/07→12/13 11/10→12/13 10/11→12/13 02/07→12/13 02/07→12/13 02/07→12/13 02/07→12/13 02/07→12/13 02/07→12/13 02/07→12/13	← ← → → → → → → → → → →	☐ ☐ innen ☐ / am Bremssattel / außen ☐ / am Bremssattel / außen		24.5266-0600.3 24.5266-0601.3 24.5247-0190.3 24.5292-0240.3 24.5292-0241.3	331161 331162 331385 331225 331226	L= 600 L= 600 L= 190 L= 240 L= 240
1.5 dCi	81	01/10→12/13	← ← → → →	☐; 11/10→ ☐; 11/10→ innen; 11/10→ ☐ / am Bremssattel / außen; 11/10→ ☐ / am Bremssattel / außen; 11/10→		24.5266-0600.3 24.5266-0601.3 24.5247-0190.3 24.5292-0240.3 24.5292-0241.3	331161 331162 331385 331225 331226	L= 600 L= 600 L= 190 L= 240 L= 240
<b>NISSAN - QASHQAI II Geländewagen geschlossen (J11, J11_) 11/13→</b>								
 <b>Bremssattel</b>								
1.5 dCi	81	11/13→	← ← → →	☐; → 01/14; kurzer Radstand ☐; → 01/14; kurzer Radstand ☐; → 01/14; kurzer Radstand ☐; → 01/14; kurzer Radstand		24.3601-1733.5 24.3601-1734.5 24.3351-1701.5 24.3351-1702.5	240840 240841 240725 240726	Ø 60 - Halter Ø 60 - Halter Ø 35 - Halter Ø 35 - Halter
 <b>Bremsschlauch</b>								
1.5 dCi	81	11/13→	← ← → → →	☐; → 01/14 ☐; → 01/14 innen; → 01/14 ☐ / am Bremssattel / außen; → 01/14 ☐ / am Bremssattel / außen; → 01/14		24.5266-0600.3 24.5266-0601.3 24.5247-0190.3 24.5292-0240.3 24.5292-0241.3	331161 331162 331385 331225 331226	L= 600 L= 600 L= 190 L= 240 L= 240
<b>NISSAN - SENTRA VII (B17) 08/12→</b>								
 <b>Bremssattel</b>								
1.6	86	08/14→	→ →	☐ ☐		24.3351-1701.5 24.3351-1702.5	240725 240726	Ø 35 - Halter Ø 35 - Halter
<b>NISSAN - SUNNY III (N14) 05/90→12/96</b>								
 <b>Bremssattel</b>								
1.4 1.4 i 16V	60 64	10/90→06/95 10/90→06/95	←	☐; → 05/95		24.3481-1726.5	240188	SUM Ø 48 - Halter
1.4 i 1.6 i 1.6 i 16V 1.6 i 16V 4WD 2.0 D	55 66 75 66 55	10/90→05/95 10/90→05/95 10/92→05/95 10/90→05/95 10/90→05/95	←	☐		24.3481-1726.5	240188	SUM Ø 48 - Halter








	kw					! #			
<b>NISSAN - SUNNY III Hatchback (N14) 08/90→07/95</b>									
 <b>Bremssattel</b>									
1.4	60	10/90→06/95	←	☐; → 05/95			24.3481-1726.5	240188	SUM Ø 48 - Halter
1.4 i	55	10/90→05/95	←	☐			24.3481-1726.5	240188	SUM Ø 48 - Halter
1.4 i 16V	64	10/90→05/95							
1.6 i	66	10/90→05/95							
1.6 i 16V	75	10/92→05/95							
1.6 i 16V 4x4	75	10/92→05/95							
2.0 D	55	10/90→05/95							
<b>NISSAN - SUNNY III Liftback (N14) 10/90→10/95</b>									
 <b>Bremssattel</b>									
1.4 i	55	10/90→05/95	←	☐			24.3481-1726.5	240188	SUM Ø 48 - Halter
1.6 i	66	10/90→05/95							
1.6 i 16V	75	10/92→05/95							
2.0 D	55	10/90→05/95							
1.4 i 16V	64	10/90→06/95	←	☐; → 05/95			24.3481-1726.5	240188	SUM Ø 48 - Halter
<b>NISSAN - TERRANO II (R20) 10/92→09/07</b>									
 <b>Bremsschlauch</b>									
2.4 4WD	85	05/96→01/02	←	☐; 09/00→; + ABS			24.5290-0410.3	331081	L= 410
2.7 TD 4WD	74	02/93→01/02	←	☐; 09/00→; + ABS			24.5290-0414.3	331175	L= 414
			→		2		24.5278-0467.3	331073	L= 467
2.4 4WD	87	05/96→09/07	←	☐; 09/00→ 11/05; + ABS			24.5290-0410.3	331081	L= 410
2.7 TDi 4WD	92	05/96→09/07	←	☐; 09/00→ 11/05; + ABS			24.5290-0414.3	331175	L= 414
			→	→ 11/05	2		24.5278-0467.3	331073	L= 467
2.4 i 12V 4WD	91	02/93→12/97	→	→ 04/96	2		24.5278-0467.3	331073	L= 467
3.0 Di 4WD	113	05/02→09/07	←	☐; → 04/06; + ABS			24.5290-0410.3	331081	L= 410
			←	☐; → 04/06; + ABS			24.5290-0414.3	331175	L= 414
			→	→ 04/06	2		24.5278-0467.3	331073	L= 467
<b>NISSAN - TERRANO II Van (R20) 06/98→09/07</b>									
 <b>Bremsschlauch</b>									
2.7 TDi 4WD	92	06/98→09/07	←	☐; 09/00→ 11/05; + ABS			24.5290-0410.3	331081	L= 410
			←	☐; 09/00→ 11/05; + ABS			24.5290-0414.3	331175	L= 414
			→	→ 11/05	2		24.5278-0467.3	331073	L= 467
3.0 Di 4WD	113	04/03→09/07	←	☐; → 04/06; + ABS			24.5290-0410.3	331081	L= 410
			←	☐; → 04/06; + ABS			24.5290-0414.3	331175	L= 414
			→	→ 04/06	2		24.5278-0467.3	331073	L= 467
<b>NISSAN - TIIDA Schrägheck (C11) 05/04→12/13</b>									
 <b>Bremssattel</b>									
1.5 dCi	78	09/07→12/11	→	☐; → 04/11			24.3351-1701.5	240725	Ø 35 - Halter
1.6	81	09/07→12/11							
1.8	93	09/07→12/11	→	☐; → 04/11			24.3351-1702.5	240726	Ø 35 - Halter
<b>NISSAN - TIIDA Stufenheck (SC11) 05/04→12/13</b>									
 <b>Bremssattel</b>									
1.5 dCi	76	01/07→12/12	→	☐; → 04/11			24.3351-1701.5	240725	Ø 35 - Halter
1.5 dCi	78	09/07→12/12							
1.6	81	09/07→12/12	→	☐; → 04/11			24.3351-1702.5	240726	Ø 35 - Halter
1.8	93	09/07→12/12							
<b>NISSAN - X-TRAIL (T30) 01/01→12/13</b>									
 <b>Bremsschlauch</b>									
2.0	103	07/01→01/13	←	☐; → 02/07			24.5290-0502.3	331164	L= 502
2.0	110	09/01→01/13							
2.0 4x4	103	07/01→01/13	←	☐; → 02/07			24.5290-0505.3	331083	L= 505
2.0 4x4	110	09/01→01/13	→	☐; → 02/07			24.5290-0485.3	331082	L= 485
2.0 4x4	206	06/01→01/13							
2.2 dCi	100	12/03→01/13	→	☐; → 02/07			24.5290-0486.3	331178	L= 485
2.2 dCi 4x4	100	12/03→01/13							
2.5 4x4	132	11/02→01/13							
2.2 DCi FWD	84	06/01→09/03	←	☐; 07/01→			24.5290-0502.3	331164	L= 502
			←	☐; 07/01→			24.5290-0505.3	331083	L= 505
			→	☐; 07/01→			24.5290-0485.3	331082	L= 485
↓									

	kw			 	! #		
<b>NISSAN - X-TRAIL (T30) 01/01→12/13</b>							
 <b>Bremsschlauch</b>							
2.2 DCi FWD	84	06/01→09/03	➡	☐; 07/01→		24.5290-0486.3 331178	L= 485
2.2 Di 4x4	84	07/01→10/05	←	☐; → 09/03		24.5290-0502.3 331164	L= 502
			←	☐; → 09/03		24.5290-0505.3 331083	L= 505
			➡	☐; → 09/03		24.5290-0485.3 331082	L= 485
			➡	☐; → 09/03		24.5290-0486.3 331178	L= 485
2.5 4x4	121	09/02→01/13	←	☐; 01/03→ 02/07		24.5290-0502.3 331164	L= 502
			←	☐; 01/03→ 02/07		24.5290-0505.3 331083	L= 505
			➡	☐; 01/03→ 02/07		24.5290-0485.3 331082	L= 485
			➡	☐; 01/03→ 02/07		24.5290-0486.3 331178	L= 485
<b>NISSAN - X-TRAIL (T31) 03/07→07/14</b>							
 <b>Bremssattel</b>							
2.0	101	06/07→11/13	←	☐		24.3601-1733.5 240840	Ø 60 - Halter
2.0	102	06/08→02/14	←	☐		24.3601-1734.5 240841	Ø 60 - Halter
2.0	103	06/08→11/13					
2.0	104	06/07→11/13					
2.0 dCi	127	06/07→11/13					
2.0 dCi 4x4	110	06/07→11/13					
2.0 dCi FWD	110	06/07→11/13					
2.0 FWD	103	06/08→11/13					
2.0 FWD	104	03/07→11/13					
2.5	132	09/07→					
2.5 4x4	124	06/07→11/13					
 <b>Bremsschlauch</b>							
2.0	101	06/07→11/13	←	☐		24.5267-0625.3 331332	L= 625
2.0	102	06/08→02/14	←	☐		24.5267-0626.3 331333	L= 625
2.0	103	06/08→11/13	←	☐		24.5267-0626.3 331333	L= 625
2.0	104	06/07→11/13	➡	innen	2	24.5247-0191.3 331386	L= 190
2.0 dCi	127	06/07→11/13	➡	☐ / am Bremssattel / außen		24.5290-0240.3 331334	L= 240
2.0 dCi 4x4	110	06/07→11/13	➡	☐ / am Bremssattel / außen		24.5290-0240.3 331334	L= 240
2.0 dCi FWD	110	06/07→11/13	➡	☐ / am Bremssattel / außen		24.5290-0241.3 331335	L= 240
2.0 FWD	103	06/08→11/13	➡	☐ / am Bremssattel / außen		24.5290-0241.3 331335	L= 240
2.0 FWD	104	03/07→11/13	➡	☐ / am Bremssattel / außen		24.5290-0241.3 331335	L= 240
2.5 4x4	124	06/07→11/13	➡	☐ / am Bremssattel / außen		24.5290-0241.3 331335	L= 240
2.5	132	09/07→	←	☐		24.5267-0625.3 331332	L= 625
			←	☐		24.5267-0626.3 331333	L= 625
			➡	innen	2	24.5247-0191.3 331386	L= 190
			➡	☐ / am Bremssattel		24.5290-0240.3 331334	L= 240
			➡	☐ / am Bremssattel		24.5290-0240.3 331334	L= 240
			➡	☐ / am Bremssattel		24.5290-0241.3 331335	L= 240
<b>OPEL - ADAM (M13) 10/12→</b>							
 <b>Bremssattel</b>							
1.0	66	07/14→	←	☐;		24.3541-1769.5 240601	BOS Ø 54 - Halter
1.0	85	07/14→					
1.4 LPG	64	07/13→					
1.4 S	110	11/14→					
			☐;	für Bremsscheibendurchmesser [mm]: 257		24.3541-1770.5 240602	BOS Ø 54 - Halter
			☐;	für Bremsscheibendurchmesser [mm]: 257		24.3571-9823.5 240499	ATE Ø 57 - Halter
			☐;	für Bremsscheibendurchmesser [mm]: 308; für Fahrzeuge ohne Sportpaket		24.3571-9824.5 240500	ATE Ø 57 - Halter
			☐;	für Bremsscheibendurchmesser [mm]: 308; für Fahrzeuge ohne Sportpaket		24.3571-9824.5 240500	ATE Ø 57 - Halter
1.2 1.4 1.4	51 64 74	10/12→ 10/12→ 10/12→	←	☐; 01/13→;		24.3541-1769.5 240601	BOS Ø 54 - Halter
			←	für Bremsscheibendurchmesser [mm]: 257		24.3541-1770.5 240602	BOS Ø 54 - Halter
			←	☐; 01/13→;		24.3571-9823.5 240499	ATE Ø 57 - Halter
			←	für Bremsscheibendurchmesser [mm]: 308; für Fahrzeuge ohne Sportpaket		24.3571-9824.5 240500	ATE Ø 57 - Halter
			☐; 01/13→;	für Bremsscheibendurchmesser [mm]: 308; für Fahrzeuge ohne Sportpaket		24.3541-1769.5 240601	BOS Ø 54 - Halter
			☐; 01/13→;	für Bremsscheibendurchmesser [mm]: 257		24.3541-1770.5 240602	BOS Ø 54 - Halter
			☐; 01/13→;	für Bremsscheibendurchmesser [mm]: 308; für Fahrzeuge ohne Sportpaket		24.3571-9823.5 240499	ATE Ø 57 - Halter
			☐; 01/13→;	für Bremsscheibendurchmesser [mm]: 308; für Fahrzeuge ohne Sportpaket		24.3571-9824.5 240500	ATE Ø 57 - Halter
			☐; 01/13→;	für Bremsscheibendurchmesser [mm]: 308; für Fahrzeuge ohne Sportpaket		24.3571-9824.5 240500	ATE Ø 57 - Halter

	kw					! #		
<b>OPEL - ADAM (M13) 10/12→</b>								
 <b>Bremsschlauch</b>								
1.0	66	07/14→	➔	am Bremssattel; Scheibenbremse		2	24.5112-0142.3 331016	L= 142
1.0	85	07/14→						
1.4 LPG	64	07/13→						
1.4 S	110	11/14→						
1.2	51	10/12→	➔	am Bremssattel; 01/13→;		2	24.5112-0142.3 331016	L= 142
1.4	64	10/12→		Scheibenbremse				
1.4	74	10/12→						
<b>OPEL - AGILA (A) (H00) 09/00→12/07</b>								
 <b>Bremssattel</b>								
1.0 (F68)	44	08/03→12/07	←	☐; → 3G002367			24.3481-1757.5 240325	TRW Ø 48 - Halter
1.0 12V (F68)	43	09/00→12/07						
1.2 16V (F68)	55	09/00→12/07	←	☐; → 3G002367			24.3481-1758.5 240326	BOS Ø 48 - Halter
1.2 16V Twinport (F68)	59	07/04→12/07	←	☐; 3G002368→; → 07/07			24.3481-1777.5 240451	Ø 48 - Halter
1.3 CDTI (F68)	51	08/03→12/07	←	☐; 3G002368→; → 07/07			24.3481-1778.5 240452	Ø 48 - Halter
 <b>Bremsschlauch</b>								
1.0 (F68)	44	08/03→12/07	←	→ 07/07		2	24.5291-0430.3 331084	L= 430
1.0 12V (F68)	43	09/00→12/07						
1.2 16V (F68)	55	09/00→12/07	➔	→ 07/07		2	24.5247-0280.3 330700	L= 280
1.2 16V Twinport (F68)	59	07/04→12/07						
1.3 CDTI (F68)	51	08/03→12/07						
<b>OPEL - AGILA (B) (H08) 04/08→10/14</b>								
 <b>Bremssattel</b>								
1.0 (F68)	48	04/08→06/11	←	☐			24.3541-1821.7 220695	TRW Ø 54 - Halter
1.0 (F68)	50	07/11→07/14						
1.0 LPG (F68)	48	01/10→06/11	←	☐			24.3541-1822.7 220696	TRW Ø 54 - Halter
1.2 (F68)	63	04/08→10/12						
1.2 (F68)	69	04/10→10/14						
1.2 LPG (F68)	63	04/08→10/10						
1.3 CDTI (F68)	55	04/08→04/10						
<b>OPEL - AMPERA (R12) 11/11→03/15</b>								
 <b>Bremssattel</b>								
EV 150	111	11/11→03/15	←	☐			11.9601-2601.2 220913	ATE Ø 60 - Halter
			←	☐			11.9601-2602.2 220914	ATE Ø 60 - Halter
			➔	☐; + eFSB			11.9382-7001.2 220889	ATE Ø 38 - Halter
			➔	☐; + eFSB			11.9382-7002.2 220890	ATE Ø 38 - Halter
<b>Halter, Bremssattel</b>								
EV 150	111	11/11→03/15	➔				11.8170-1106.1 260113	ATE
<b>Zubehörsatz, Bremssattel</b>								
EV 150	111	11/11→03/15					11.0103-0001.2 250156	ATE
					08.2012→		11.0103-0002.2 250157	ATE
 <b>Bremsschlauch</b>								
EV 150	111	11/11→03/15	←			2	24.5176-0400.3 331492	L= 400
<b>OPEL - ASTRA CLASSIC Schrägheck (A04) 01/09→</b>								
 <b>Bremssattel</b>								
1.3 CDTI (L48)	66	01/09→	←	☐; → 11/10			24.3571-9823.5 240499	ATE Ø 57 - Halter
1.6 (L48)	85	01/09→	←	☐; → 11/10			24.3571-9824.5 240500	ATE Ø 57 - Halter
			➔	☐; → 11/10; Felge Lochzahl: 4			24.3367-1707.5 240898	TRW Ø 36 - Halter
			➔	☐; → 11/10; Felge Lochzahl: 4			24.3367-1708.5 240899	TRW Ø 36 - Halter
			➔	☐; → 11/10; Felge Lochzahl: 5			24.3387-1701.5 240826	TRW Ø 38 - Halter
			➔	☐; → 11/10; Felge Lochzahl: 5			24.3387-1702.5 240827	TRW Ø 38 - Halter
<b>Feder, Bremssattel</b>								
1.3 CDTI (L48)	66	01/09→	←	→ 11/10		2	11.8116-0292.1 390521	ATE
1.6 (L48)	85	01/09→						
<b>Führungshülzensatz, Bremssattel</b>								
1.3 CDTI (L48)	66	01/09→	←	→ 11/10			11.0101-5407.2 260011	ATE
1.6 (L48)	85	01/09→						
↓								

	kw			 	! #		
<b>OPEL - ASTRA CLASSIC Schrägheck (A04) 01/09→</b>							
<b>Führungsbolzen, Bremsattel</b>							
1.3 CDTI (L48)	66	01/09→		→ 11/10		11.8171-0008.1	990049 ATE
1.6 (L48)	85	01/09→					
<b>Dichtungssatz, Bremsattel</b>							
1.3 CDTI (L48)	66	01/09→	←	→ 11/10		11.0441-5704.2	250034 ATE
1.6 (L48)	85	01/09→					
<b>Bremsschlauch</b>							
1.3 CDTI (L48)	66	01/09→	←	→ 11/10	2	24.5241-0429.3	331381 L= 429
1.6 (L48)	85	01/09→	→	☐; → 11/10; für Fahrzeuge mit Trommelbremse an der Hinterachse		24.5152-0218.3	331042 L= 230 mit Rohrleitung
			→	☐; → 11/10; für Fahrzeuge mit Trommelbremse an der Hinterachse		24.5152-0219.3	331043 L= 230 mit Rohrleitung
			→	☐; → 11/10; für Fahrzeuge mit Scheibenbremse an der Hinterachse		24.5157-0218.3	331095 L= 219 L2= 185 mit Rohrleitung
			→	☐; → 11/10; für Fahrzeuge mit Scheibenbremse an der Hinterachse		24.5157-0219.3	331096 L= 219 L2= 185 mit Rohrleitung
<b>OPEL - ASTRA F (T92) 09/91→09/98</b>							
<b>Bremssattel</b>							
1.4 (F19, M19)	60	09/92→09/98	←	☐; → 07/95		24.3481-1733.5	240213 ATE Ø 48 - Halter
			←	☐; → 07/95		24.3481-1734.5	240214 ATE Ø 48 - Halter
			←	☐; 08/95→		24.3481-9871.5	240677 ATE Ø 48 - Halter
			←	☐; 08/95→		24.3481-9872.5	240678 ATE Ø 48 - Halter
1.4 i (F19, M19)	44	09/91→09/98	←	☐; 10/91→		24.3481-1733.5	240213 ATE Ø 48 - Halter
			←	☐; 10/91→		24.3481-1734.5	240214 ATE Ø 48 - Halter
1.4 i 16V (F19, M19)	66	02/96→09/98	←	☐; Schaltgetriebe; nicht für Fahrzeuge mit verstärkter Bremse		24.3481-1733.5	240213 ATE Ø 48 - Halter
1.4 Si (F19, M19)	60	03/92→09/98	←	☐; Schaltgetriebe; nicht für Fahrzeuge mit verstärkter Bremse		24.3481-1734.5	240214 ATE Ø 48 - Halter
			←	☐; Vollautomatik; nicht für Fahrzeuge mit verstärkter Bremse		24.3481-9871.5	240677 ATE Ø 48 - Halter
			←	☐; Vollautomatik; nicht für Fahrzeuge mit verstärkter Bremse		24.3481-9872.5	240678 ATE Ø 48 - Halter
			←	☐; für Fahrzeuge mit verstärkter Bremse		24.3521-1701.5	240001 ATE Ø 52 - Halter
			←	☐; für Fahrzeuge mit verstärkter Bremse		24.3521-1702.5	240002 ATE Ø 52 - Halter
1.6 (F19, M19)	55	09/95→09/98	←	☐; Schaltgetriebe		24.3481-1733.5	240213 ATE Ø 48 - Halter
1.6 i (F19, M19)	52	05/93→07/96	←	☐; Schaltgetriebe		24.3481-1734.5	240214 ATE Ø 48 - Halter
1.6 i (F19, M19)	55	03/92→09/98	←	☐; Vollautomatik		24.3481-9871.5	240677 ATE Ø 48 - Halter
			←	☐; Vollautomatik		24.3481-9872.5	240678 ATE Ø 48 - Halter
			←	☐		24.3521-1701.5	240001 ATE Ø 52 - Halter
			←	☐		24.3521-1702.5	240002 ATE Ø 52 - Halter
1.6 i 16V (F19, M19)	74	08/94→09/98	←	☐		24.3481-9871.5	240677 ATE Ø 48 - Halter
1.8 i (F19, M19)	66	03/92→09/98	←	☐		24.3521-1701.5	240001 ATE Ø 52 - Halter
			←	☐		24.3481-9872.5	240678 ATE Ø 48 - Halter
						24.3521-1702.5	240002 ATE Ø 52 - Halter
1.7 D (F19, M19)	44	07/92→09/98	←	☐; nicht für Fahrzeuge mit verstärkter Bremse		24.3481-9871.5	240677 ATE Ø 48 - Halter
1.7 TD (F19, M19)	50	11/94→09/98	←	☐; nicht für Fahrzeuge mit verstärkter Bremse		24.3481-9872.5	240678 ATE Ø 48 - Halter
1.7 TDS (F19, M19)	60	03/92→09/98	←	☐; für Fahrzeuge mit verstärkter Bremse		24.3521-1701.5	240001 ATE Ø 52 - Halter
			←	☐; für Fahrzeuge mit verstärkter Bremse		24.3521-1702.5	240002 ATE Ø 52 - Halter
1.8 i 16V (F19, M19)	82	09/95→09/96	←	☐		24.3521-1701.5	240001 ATE Ø 52 - Halter
1.8 i 16V (F19, M19)	85	11/94→09/98	←	☐		24.3521-1702.5	240002 ATE Ø 52 - Halter
1.8 i 16V (F19, M19)	85	09/95→08/97	←	☐		24.3521-1702.5	240002 ATE Ø 52 - Halter
2.0 i 16V (F19, M19)	100	02/95→09/98	→	☐		13.2351-0013.2	210010 ATE Ø 35
↓							



	kw			 	! #		
<b>OPEL - ASTRA F (T92) 09/91→09/98</b>							
<b>Bremssattel</b>							
1.8 i 16V (F19, M19)	82	09/95→09/96	→	<input type="checkbox"/>		13.2351-0014.2 210011	ATE Ø 35
1.8 i 16V (F19, M19)	85	11/94→09/98	→	<input type="checkbox"/>		24.9235-0013.5 230001	ATE Ø 35
1.8 i 16V (F19, M19)	85	09/95→08/97	→	<input type="checkbox"/>		24.9235-0014.5 230002	ATE Ø 35
2.0 i 16V (F19, M19)	100	02/95→09/98	→	<input type="checkbox"/>		24.9235-0014.5 230002	ATE Ø 35
2.0 i (F19, M19)	85	03/92→09/98	←	<input type="checkbox"/>		24.3521-1701.5 240001	ATE Ø 52 - Halter
			←	<input type="checkbox"/>		24.3521-1702.5 240002	ATE Ø 52 - Halter
<b>Feder, Bremssattel</b>							
1.4 (F19, M19)	60	09/92→09/98	←	→ 07/95	2	11.8116-0129.1 390591	ATE
			←	08/95→	2	11.8116-0129.1 390591	ATE
1.4 i (F19, M19)	44	09/91→09/98	←	10/91→	2	11.8116-0129.1 390591	ATE
1.4 i 16V (F19, M19)	66	02/96→09/98		für Fahrzeuge mit verstärkter Bremse	2	11.8116-0097.1 390590	ATE
1.4 Si (F19, M19)	60	03/92→09/98	←	Schaltgetriebe; nicht für Fahrzeuge mit verstärkter Bremse	2	11.8116-0129.1 390591	ATE
			←	Vollautomatik; nicht für Fahrzeuge mit verstärkter Bremse	2	11.8116-0129.1 390591	ATE
1.6 (F19, M19)	55	09/95→09/98			2	11.8116-0097.1 390590	ATE
1.6 i (F19, M19)	52	05/93→07/96	←	Vollautomatik	2	11.8116-0129.1 390591	ATE
1.6 i (F19, M19)	55	03/92→09/98	←	Schaltgetriebe	2	11.8116-0129.1 390591	ATE
1.6 i 16V (F19, M19)	74	08/94→09/98			2	11.8116-0097.1 390590	ATE
1.8 i (F19, M19)	66	03/92→09/98	←		2	11.8116-0129.1 390591	ATE
1.7 D (F19, M19)	44	07/92→09/98		für Fahrzeuge mit verstärkter Bremse	2	11.8116-0097.1 390590	ATE
1.7 TD (F19, M19)	50	11/94→09/98			2	11.8116-0097.1 390590	ATE
1.7 TDS (F19, M19)	60	03/92→09/98	←	nicht für Fahrzeuge mit verstärkter Bremse	2	11.8116-0129.1 390591	ATE
1.8 i 16V (F19, M19)	82	09/95→09/96			2	11.8116-0097.1 390590	ATE
1.8 i 16V (F19, M19)	85	11/94→09/98					
1.8 i 16V (F19, M19)	85	09/95→08/97					
2.0 i (F19, M19)	85	03/92→09/98					
2.0 i 16V (F19, M19)	100	02/95→09/98					
<b>Führungshülzensatz, Bremssattel</b>							
1.4 (F19, M19)	60	09/92→09/98	←	→ 07/95		11.0101-5407.2 260011	ATE
			←	08/95→		11.0101-5407.2 260011	ATE
1.4 i (F19, M19)	44	09/91→09/98	←	10/91→		11.0101-5407.2 260011	ATE
1.4 i 16V (F19, M19)	66	02/96→09/98	←	Schaltgetriebe; nicht für Fahrzeuge mit verstärkter Bremse		11.0101-5407.2 260011	ATE
1.4 Si (F19, M19)	60	03/92→09/98	←	Vollautomatik; nicht für Fahrzeuge mit verstärkter Bremse		11.0101-5407.2 260011	ATE
			←	für Fahrzeuge mit verstärkter Bremse		11.0101-5407.2 260011	ATE
1.6 (F19, M19)	55	09/95→09/98	←			11.0101-5407.2 260011	ATE
1.6 i (F19, M19)	52	05/93→07/96	←	Schaltgetriebe		11.0101-5407.2 260011	ATE
1.6 i (F19, M19)	55	03/92→09/98	←	Vollautomatik		11.0101-5407.2 260011	ATE
1.6 i 16V (F19, M19)	74	08/94→09/98	←			11.0101-5407.2 260011	ATE
1.7 D (F19, M19)	44	07/92→09/98					
1.7 TD (F19, M19)	50	11/94→09/98					
1.7 TDS (F19, M19)	60	03/92→09/98					
1.8 i (F19, M19)	66	03/92→09/98					
1.8 i 16V (F19, M19)	82	09/95→09/96					
1.8 i 16V (F19, M19)	85	11/94→09/98					
1.8 i 16V (F19, M19)	85	09/95→08/97					
2.0 i (F19, M19)	85	03/92→09/98					
2.0 i 16V (F19, M19)	100	02/95→09/98					
<b>Führungsbolzen, Bremssattel</b>							
1.4 (F19, M19)	60	09/92→09/98	←	→ 07/95		11.8171-0008.1 990049	ATE
			←	08/95→		11.8171-0008.1 990049	ATE
1.4 i (F19, M19)	44	09/91→09/98	←	10/91→		11.8171-0008.1 990049	ATE
1.4 i 16V (F19, M19)	66	02/96→09/98		für Fahrzeuge mit verstärkter Bremse		11.8171-0008.1 990049	ATE
1.4 Si (F19, M19)	60	03/92→09/98	←	Schaltgetriebe; nicht für Fahrzeuge mit verstärkter Bremse		11.8171-0008.1 990049	ATE
			←	Vollautomatik; nicht für Fahrzeuge mit verstärkter Bremse		11.8171-0008.1 990049	ATE
↓							

**OPEL - ASTRA F (T92) 09/91→09/98**

**Führungsbolzen, Bremsattel**

1.6 (F19, M19)	55	09/95→09/98			11.8171-0008.1	990049	ATE
1.6 i (F19, M19)	52	05/93→07/96	←	Vollautomatik	11.8171-0008.1	990049	ATE
1.6 i (F19, M19)	55	03/92→09/98	←	Schaltgetriebe	11.8171-0008.1	990049	ATE
1.6 i 16V (F19, M19)	74	08/94→09/98			11.8171-0008.1	990049	ATE
1.8 i (F19, M19)	66	03/92→09/98	←		11.8171-0008.1	990049	ATE
1.7 D (F19, M19)	44	07/92→09/98		für Fahrzeuge mit verstärkter Bremse	11.8171-0008.1	990049	ATE
1.7 TD (F19, M19)	50	11/94→09/98	←	nicht für Fahrzeuge mit verstärkter Bremse	11.8171-0008.1	990049	ATE
1.7 TDS (F19, M19)	60	03/92→09/98	←		11.8171-0008.1	990049	ATE
1.8 i 16V (F19, M19)	82	09/95→09/96			11.8171-0008.1	990049	ATE
1.8 i 16V (F19, M19)	85	11/94→09/98					
1.8 i 16V (F19, M19)	85	09/95→08/97					
2.0 i (F19, M19)	85	03/92→09/98					
2.0 i 16V (F19, M19)	100	02/95→09/98					

**Dichtungssatz, Bremsattel**

1.4 (F19, M19)	60	09/92→09/98	←	→ 07/95	11.0441-4811.2	250024	ATE
			←	08/95→	11.0441-4811.2	250024	ATE
1.4 i (F19, M19)	44	09/91→09/98	←	10/91→	11.0441-4811.2	250024	ATE
1.4 i 16V (F19, M19)	66	02/96→09/98	←	Schaltgetriebe; nicht für Fahrzeuge mit verstärkter Bremse	11.0441-4811.2	250024	ATE
1.4 Si (F19, M19)	60	03/92→09/98	←	Vollautomatik; nicht für Fahrzeuge mit verstärkter Bremse	11.0441-4811.2	250024	ATE
			←	für Fahrzeuge mit verstärkter Bremse	11.0441-5202.2	250026	ATE
1.6 (F19, M19)	55	09/95→09/98	←	Vollautomatik	11.0441-4811.2	250024	ATE
1.6 i (F19, M19)	52	05/93→07/96	←	Schaltgetriebe	11.0441-4811.2	250024	ATE
1.6 i (F19, M19)	55	03/92→09/98	←		11.0441-5202.2	250026	ATE
1.6 i 16V (F19, M19)	74	08/94→09/98	←		11.0441-4811.2	250024	ATE
1.8 i (F19, M19)	66	03/92→09/98	←		11.0441-5202.2	250026	ATE
1.7 D (F19, M19)	44	07/92→09/98	←	nicht für Fahrzeuge mit verstärkter Bremse	11.0441-4811.2	250024	ATE
1.7 TD (F19, M19)	50	11/94→09/98	←		11.0441-5202.2	250026	ATE
1.7 TDS (F19, M19)	60	03/92→09/98	←	für Fahrzeuge mit verstärkter Bremse	11.0441-5202.2	250026	ATE
1.8 i 16V (F19, M19)	82	09/95→09/96	←		11.0441-5202.2	250026	ATE
1.8 i 16V (F19, M19)	85	11/94→09/98	←		13.0441-3506.2	250052	ATE
1.8 i 16V (F19, M19)	85	09/95→08/97	→				
2.0 i 16V (F19, M19)	100	02/95→09/98	←				
2.0 i (F19, M19)	85	03/92→09/98	←		11.0441-5202.2	250026	ATE








 **Bremsschlauch**










1.4 (F19, M19)	60	09/92→09/98	→		2	24.5117-0195.3	330565	L= 198
1.4 i (F19, M19)	44	09/91→09/98	←	10/91→	2	24.5298-0322.3	331314	L= 322
			→	10/91→	2	24.5117-0195.3	330565	L= 198
1.4 i 16V (F19, M19)	66	02/96→09/98	←		2	24.5298-0322.3	331314	L= 322
1.6 (F19, M19)	55	09/95→09/98	→					
1.6 i (F19, M19)	55	03/92→09/98	→		2	24.5117-0195.3	330565	L= 198
1.6 i 16V (F19, M19)	74	08/94→09/98						
1.7 D (F19, M19)	44	07/92→09/98						
1.7 TD (F19, M19)	50	11/94→09/98						
1.7 TDS (F19, M19)	60	03/92→09/98						
1.8 i (F19, M19)	66	03/92→09/98						
1.8 i 16V (F19, M19)	82	09/95→09/96						
1.8 i 16V (F19, M19)	85	11/94→09/98						
1.8 i 16V (F19, M19)	85	09/95→08/97						
2.0 i (F19, M19)	85	03/92→09/98						
2.0 i 16V (F19, M19)	100	02/95→09/98						
1.6 i (F19, M19)	52	05/93→07/96	←		2	24.5298-0322.3	331314	L= 322









**OPEL - ASTRA F Cabriolet (T92) 03/93→03/01**

 **Bremssattel**








1.4 i 16V	66	01/96→03/01	←	☐; → 09/98; Schaltgetriebe; nicht für Fahrzeuge mit verstärkter Bremse	24.3481-1733.5	240213	ATE Ø 48 - Halter
1.4 Si	60	05/93→03/01	←	☐; → 09/98; Schaltgetriebe; nicht für Fahrzeuge mit verstärkter Bremse	24.3481-1734.5	240214	ATE Ø 48 - Halter
			←	☐; → 09/98; Vollautomatik; nicht für Fahrzeuge mit verstärkter Bremse	24.3481-9871.5	240677	ATE Ø 48 - Halter

	kW			 	! #			
<b>OPEL - ASTRA F Cabriolet (T92) 03/93→03/01</b>								
<b>Bremssattel</b>								
1.4 i 16V 1.4 Si	66	01/96→03/01 05/93→03/01	←	☐		24.3481-9871.5	240677	ATE Ø 48 - Halter
	60		←	☐		24.3481-9872.5	240678	ATE Ø 48 - Halter
			←	☐; → 09/98; Vollautomatik; nicht für Fahrzeuge mit verstärkter Bremse		24.3481-9872.5	240678	ATE Ø 48 - Halter
			←	☐; → 09/98; für Fahrzeuge mit verstärkter Bremse		24.3521-1701.5	240001	ATE Ø 52 - Halter
			←	☐; → 09/98; für Fahrzeuge mit verstärkter Bremse		24.3521-1702.5	240002	ATE Ø 52 - Halter
1.6 i	52	03/93→08/96	←	☐		24.3481-9871.5	240677	ATE Ø 48 - Halter
			←	☐		24.3481-9872.5	240678	ATE Ø 48 - Halter
1.6 i	55	01/96→03/01	←	☐		24.3481-9871.5	240677	ATE Ø 48 - Halter
			←	☐		24.3481-9872.5	240678	ATE Ø 48 - Halter
			←	☐; → 09/98		24.3521-1701.5	240001	ATE Ø 52 - Halter
			←	☐; → 09/98		24.3521-1702.5	240002	ATE Ø 52 - Halter
1.8 i 16V	85	11/94→03/01	←	☐		24.3521-1701.5	240001	ATE Ø 52 - Halter
			←	☐; → 09/98		24.3521-1701.5	240001	ATE Ø 52 - Halter
			←	☐		24.3521-1702.5	240002	ATE Ø 52 - Halter
			←	☐; → 09/98		24.3521-1702.5	240002	ATE Ø 52 - Halter
			→	☐; → 09/98		13.2351-0013.2	210010	ATE Ø 35
			→	☐; → 09/98		13.2351-0014.2	210011	ATE Ø 35
			→	☐; → 09/98		24.9235-0013.5	230001	ATE Ø 35
		→	☐; → 09/98		24.9235-0014.5	230002	ATE Ø 35	
<b>Feder, Bremssattel</b>								
1.4 i 16V 1.4 Si	66	01/96→03/01 05/93→03/01		→ 09/98; für Fahrzeuge mit verstärkter Bremse	2	11.8116-0097.1	390590	ATE
	60		←	→ 09/98; Schaltgetriebe; nicht für Fahrzeuge mit verstärkter Bremse	2	11.8116-0129.1	390591	ATE
			←		2	11.8116-0129.1	390591	ATE
			←	→ 09/98; Vollautomatik; nicht für Fahrzeuge mit verstärkter Bremse	2	11.8116-0129.1	390591	ATE
1.6 i	52	03/93→08/96	←		2	11.8116-0129.1	390591	ATE
1.6 i	55	01/96→03/01		→ 09/98	2	11.8116-0097.1	390590	ATE
			←		2	11.8116-0129.1	390591	ATE
1.8 i 16V	85	11/94→03/01		→ 09/98	2	11.8116-0097.1	390590	ATE
					2	11.8116-0097.1	390590	ATE
<b>Führungshülensatz, Bremssattel</b>								
1.4 i 16V 1.4 Si	66	01/96→03/01 05/93→03/01	←	→ 09/98; Schaltgetriebe; nicht für Fahrzeuge mit verstärkter Bremse		11.0101-5407.2	260011	ATE
	60		←			11.0101-5407.2	260011	ATE
			←	→ 09/98; Vollautomatik; nicht für Fahrzeuge mit verstärkter Bremse		11.0101-5407.2	260011	ATE
			←	→ 09/98; für Fahrzeuge mit verstärkter Bremse		11.0101-5407.2	260011	ATE
1.6 i	52	03/93→08/96	←			11.0101-5407.2	260011	ATE
1.6 i 1.8 i 16V	55	01/96→03/01 11/94→03/01	←			11.0101-5407.2	260011	ATE
	85		←	→ 09/98		11.0101-5407.2	260011	ATE
<b>Führungsbolzen, Bremssattel</b>								
1.4 i 16V 1.4 Si	66	01/96→03/01 05/93→03/01		→ 09/98; für Fahrzeuge mit verstärkter Bremse		11.8171-0008.1	990049	ATE
	60		←			11.8171-0008.1	990049	ATE
			←	→ 09/98; Vollautomatik; nicht für Fahrzeuge mit verstärkter Bremse		11.8171-0008.1	990049	ATE
			←	→ 09/98; Schaltgetriebe; nicht für Fahrzeuge mit verstärkter Bremse		11.8171-0008.1	990049	ATE
↓								

	kw			 	! #		
<b>OPEL - ASTRA F Cabriolet (T92) 03/93→03/01</b>							
<b>Führungsbolzen, Bremsattel</b>							
1.6 i	52	03/93→08/96	←			11.8171-0008.1 990049	ATE
1.6 i	55	01/96→03/01		→ 09/98		11.8171-0008.1 990049	ATE
			←			11.8171-0008.1 990049	ATE
1.8 i 16V	85	11/94→03/01		→ 09/98		11.8171-0008.1 990049	ATE
						11.8171-0008.1 990049	ATE
<b>Dichtungssatz, Bremsattel</b>							
1.4 i 16V 1.4 Si	66 60	01/96→03/01 05/93→03/01	←	→ 09/98; Schaltgetriebe; nicht für Fahrzeuge mit verstärkter Bremse		11.0441-4811.2 250024	ATE
			←			11.0441-4811.2 250024	ATE
			←	→ 09/98; Vollautomatik; nicht für Fahrzeuge mit verstärkter Bremse		11.0441-4811.2 250024	ATE
			←	→ 09/98; für Fahrzeuge mit verstärkter Bremse		11.0441-5202.2 250026	ATE
1.6 i	52	03/93→08/96	←			11.0441-4811.2 250024	ATE
1.6 i	55	01/96→03/01	←			11.0441-4811.2 250024	ATE
			←	→ 09/98		11.0441-5202.2 250026	ATE
1.8 i 16V	85	11/94→03/01	←			11.0441-5202.2 250026	ATE
			←	→ 09/98		11.0441-5202.2 250026	ATE
			→	→ 09/98		13.0441-3506.2 250052	ATE
<b> Bremsschlauch</b>							
1.4 i 16V 1.4 Si 1.6 i	66 60 55	01/96→03/01 05/93→03/01 01/96→03/01	←	→ 09/98	2	24.5298-0322.3 331314	L= 322
1.8 i 16V	85	11/94→03/01	←	→ 09/98	2	24.5298-0322.3 331314	L= 322
			→	→ 09/98	2	24.5117-0195.3 330565	L= 198
<b>OPEL - ASTRA F Caravan (T92) 09/91→01/98</b>							
<b> Bremssattel</b>							
1.4 (F08, C05)	60	09/92→01/98	←	☐; → 07/95		24.3481-1733.5 240213	ATE Ø 48 - Halter
			←	☐; → 07/95		24.3481-1734.5 240214	ATE Ø 48 - Halter
			←	☐; 08/95→		24.3481-9871.5 240677	ATE Ø 48 - Halter
			←	☐; 08/95→		24.3481-9872.5 240678	ATE Ø 48 - Halter
1.4 i (F08, C05)	44	09/91→01/98	←	☐; 10/91→		24.3481-1733.5 240213	ATE Ø 48 - Halter
			←	☐; 10/91→		24.3481-1734.5 240214	ATE Ø 48 - Halter
1.4 i 16V (F08, C05) 1.4 Si (F08, C05)	66 60	02/96→01/98 03/92→01/98	←	☐; Schaltgetriebe; nicht für Fahrzeuge mit verstärkter Bremse		24.3481-1733.5 240213	ATE Ø 48 - Halter
			←	☐; Schaltgetriebe; nicht für Fahrzeuge mit verstärkter Bremse		24.3481-1734.5 240214	ATE Ø 48 - Halter
			←	☐; Vollautomatik; nicht für Fahrzeuge mit verstärkter Bremse		24.3481-9871.5 240677	ATE Ø 48 - Halter
			←	☐; Vollautomatik; nicht für Fahrzeuge mit verstärkter Bremse		24.3481-9872.5 240678	ATE Ø 48 - Halter
			←	☐; für Fahrzeuge mit verstärkter Bremse		24.3521-1701.5 240001	ATE Ø 52 - Halter
			←	☐; für Fahrzeuge mit verstärkter Bremse		24.3521-1702.5 240002	ATE Ø 52 - Halter
1.6 (F08, C05)	55	09/95→01/98	←	☐		24.3481-9871.5 240677	ATE Ø 48 - Halter
			←	☐		24.3521-1701.5 240001	ATE Ø 52 - Halter
			←	☐		24.3481-9872.5 240678	ATE Ø 48 - Halter
			←	☐		24.3521-1702.5 240002	ATE Ø 52 - Halter
1.6 i (F08, C05)	52	05/93→07/96	←	☐		24.3481-9871.5 240677	ATE Ø 48 - Halter
			←	☐		24.3481-9872.5 240678	ATE Ø 48 - Halter
1.6 i (F08, C05) 1.8 i (F08, C05)	55 66	09/91→01/98 09/91→01/98	←	☐; 10/91→		24.3481-9871.5 240677	ATE Ø 48 - Halter
			←	☐; 10/91→		24.3521-1701.5 240001	ATE Ø 52 - Halter
			←	☐; 10/91→		24.3481-9872.5 240678	ATE Ø 48 - Halter
			←	☐; 10/91→		24.3521-1702.5 240002	ATE Ø 52 - Halter
1.6 i 16V (F08, C05)	74	08/94→01/98	←	☐		24.3521-1701.5 240001	ATE Ø 52 - Halter
↓							









	kw			 	! #		
<b>OPEL - ASTRA F Caravan (T92) 09/91→01/98</b>							
<b> Bremssattel</b>							
2.0 i 16V (F08, C05)	100	02/95→01/98	←	☐		24.3521-1702.5 240002	ATE Ø 52 - Halter
2.0 i 16V (F08, C05)	110	03/93→01/98	←	☐			
1.7 D (F08, C05)	44	07/92→01/98	←	☐; nicht für Fahrzeuge mit verstärkter Bremse		24.3481-9871.5 240677	ATE Ø 48 - Halter
1.7 TD (F08, C05)	50	11/94→01/98					
1.7 TDS (F08, C05)	60	12/91→01/98	←	☐; nicht für Fahrzeuge mit verstärkter Bremse		24.3481-9872.5 240678	ATE Ø 48 - Halter
			←	☐; für Fahrzeuge mit verstärkter Bremse		24.3521-1701.5 240001	ATE Ø 52 - Halter
			←	☐; für Fahrzeuge mit verstärkter Bremse		24.3521-1702.5 240002	ATE Ø 52 - Halter
1.8 i 16V (F08, C05)	85	07/94→01/98	←	☐		24.3521-1701.5 240001	ATE Ø 52 - Halter
1.8 i 16V (F08, C05)	92	06/93→01/98	←	☐		24.3521-1702.5 240002	ATE Ø 52 - Halter
			→	☐		13.2351-0013.2 210010	ATE Ø 35
			→	☐		13.2351-0014.2 210011	ATE Ø 35
			→	☐		24.9235-0013.5 230001	ATE Ø 35
			→	☐		24.9235-0014.5 230002	ATE Ø 35
<b>Feder, Bremssattel</b>							
1.4 (F08, C05)	60	09/92→01/98	←	→ 07/95	2	11.8116-0129.1 390591	ATE
			←	08/95→	2	11.8116-0129.1 390591	ATE
1.4 i (F08, C05)	44	09/91→01/98	←	10/91→	2	11.8116-0129.1 390591	ATE
1.4 i 16V (F08, C05)	66	02/96→01/98		für Fahrzeuge mit verstärkter Bremse	2	11.8116-0097.1 390590	ATE
1.4 Si (F08, C05)	60	03/92→01/98	←	Schaltgetriebe; nicht für Fahrzeuge mit verstärkter Bremse	2	11.8116-0129.1 390591	ATE
			←	Vollautomatik; nicht für Fahrzeuge mit verstärkter Bremse	2	11.8116-0129.1 390591	ATE
1.6 (F08, C05)	55	09/95→01/98			2	11.8116-0097.1 390590	ATE
			←		2	11.8116-0129.1 390591	ATE
1.6 i (F08, C05)	52	05/93→07/96	←		2	11.8116-0129.1 390591	ATE
1.6 i (F08, C05)	55	09/91→01/98		10/91→	2	11.8116-0097.1 390590	ATE
1.8 i (F08, C05)	66	09/91→01/98	←	10/91→	2	11.8116-0129.1 390591	ATE
1.6 i 16V (F08, C05)	74	08/94→01/98			2	11.8116-0097.1 390590	ATE
1.8 i 16V (F08, C05)	85	07/94→01/98					
1.8 i 16V (F08, C05)	92	06/93→01/98					
2.0 i 16V (F08, C05)	100	02/95→01/98					
2.0 i 16V (F08, C05)	110	03/93→01/98					
1.7 D (F08, C05)	44	07/92→01/98		für Fahrzeuge mit verstärkter Bremse	2	11.8116-0097.1 390590	ATE
1.7 TD (F08, C05)	50	11/94→01/98					
1.7 TDS (F08, C05)	60	12/91→01/98	←	nicht für Fahrzeuge mit verstärkter Bremse	2	11.8116-0129.1 390591	ATE
<b>Führungshülzensatz, Bremssattel</b>							
1.4 (F08, C05)	60	09/92→01/98	←	→ 07/95		11.0101-5407.2 260011	ATE
			←	08/95→		11.0101-5407.2 260011	ATE
1.4 i (F08, C05)	44	09/91→01/98	←	10/91→		11.0101-5407.2 260011	ATE
1.6 i (F08, C05)	55	09/91→01/98					
1.8 i (F08, C05)	66	09/91→01/98					
1.4 i 16V (F08, C05)	66	02/96→01/98	←	Schaltgetriebe; nicht für Fahrzeuge mit verstärkter Bremse		11.0101-5407.2 260011	ATE
1.4 Si (F08, C05)	60	03/92→01/98	←	Vollautomatik; nicht für Fahrzeuge mit verstärkter Bremse		11.0101-5407.2 260011	ATE
			←	für Fahrzeuge mit verstärkter Bremse		11.0101-5407.2 260011	ATE
1.6 (F08, C05)	55	09/95→01/98	←			11.0101-5407.2 260011	ATE
1.6 i (F08, C05)	52	05/93→07/96					
1.6 i 16V (F08, C05)	74	08/94→01/98					
1.7 D (F08, C05)	44	07/92→01/98					
1.7 TD (F08, C05)	50	11/94→01/98					
1.7 TDS (F08, C05)	60	12/91→01/98					
1.8 i 16V (F08, C05)	85	07/94→01/98					
1.8 i 16V (F08, C05)	92	06/93→01/98					
2.0 i 16V (F08, C05)	100	02/95→01/98					
2.0 i 16V (F08, C05)	110	03/93→01/98					
<b>Führungsbolzen, Bremssattel</b>							
1.4 (F08, C05)	60	09/92→01/98	←	→ 07/95		11.8171-0008.1 990049	ATE
↓							










	kw			 	! #		
<b>OPEL - ASTRA F Caravan (T92) 09/91→01/98</b>							
<b>Führungsbolzen, Bremsattel</b>							
1.4 (F08, C05)	60	09/92→01/98	←	08/95→		11.8171-0008.1 990049	ATE
1.4 i (F08, C05)	44	09/91→01/98	←	10/91→		11.8171-0008.1 990049	ATE
1.4 i 16V (F08, C05) 1.4 Si (F08, C05)	66 60	02/96→01/98 03/92→01/98		für Fahrzeuge mit verstärkter Bremse		11.8171-0008.1 990049	ATE
			←	Schaltgetriebe; nicht für Fahrzeuge mit verstärkter Bremse		11.8171-0008.1 990049	ATE
			←	Vollautomatik; nicht für Fahrzeuge mit verstärkter Bremse		11.8171-0008.1 990049	ATE
1.6 (F08, C05)	55	09/95→01/98				11.8171-0008.1 990049	ATE
			←			11.8171-0008.1 990049	ATE
1.6 i (F08, C05)	52	05/93→07/96	←			11.8171-0008.1 990049	ATE
1.6 i (F08, C05)	55	09/91→01/98		10/91→		11.8171-0008.1 990049	ATE
1.8 i (F08, C05)	66	09/91→01/98	←	10/91→		11.8171-0008.1 990049	ATE
1.6 i 16V (F08, C05) 1.8 i 16V (F08, C05) 1.8 i 16V (F08, C05) 2.0 i 16V (F08, C05) 2.0 i 16V (F08, C05)	74 85 92 100 110	08/94→01/98 07/94→01/98 06/93→01/98 02/95→01/98 03/93→01/98				11.8171-0008.1 990049	ATE
1.7 D (F08, C05)	44	07/92→01/98		für Fahrzeuge mit verstärkter Bremse		11.8171-0008.1 990049	ATE
1.7 TD (F08, C05)	50	11/94→01/98				11.8171-0008.1 990049	ATE
1.7 TDS (F08, C05)	60	12/91→01/98	←	nicht für Fahrzeuge mit verstärkter Bremse		11.8171-0008.1 990049	ATE
<b>Dichtungssatz, Bremsattel</b>							
1.4 (F08, C05)	60	09/92→01/98	←	→ 07/95		11.0441-4811.2 250024	ATE
			←	08/95→		11.0441-4811.2 250024	ATE
1.4 i (F08, C05)	44	09/91→01/98	←	10/91→		11.0441-4811.2 250024	ATE
1.4 i 16V (F08, C05) 1.4 Si (F08, C05)	66 60	02/96→01/98 03/92→01/98		Schaltgetriebe; nicht für Fahrzeuge mit verstärkter Bremse		11.0441-4811.2 250024	ATE
			←	Vollautomatik; nicht für Fahrzeuge mit verstärkter Bremse		11.0441-4811.2 250024	ATE
			←	für Fahrzeuge mit verstärkter Bremse		11.0441-5202.2 250026	ATE
1.6 (F08, C05)	55	09/95→01/98	←			11.0441-4811.2 250024	ATE
			←			11.0441-5202.2 250026	ATE
1.6 i (F08, C05)	52	05/93→07/96	←			11.0441-4811.2 250024	ATE
1.6 i (F08, C05)	55	09/91→01/98	←	10/91→		11.0441-4811.2 250024	ATE
1.8 i (F08, C05)	66	09/91→01/98	←			11.0441-5202.2 250026	ATE
1.6 i 16V (F08, C05) 2.0 i 16V (F08, C05) 2.0 i 16V (F08, C05)	74 100 110	08/94→01/98 02/95→01/98 03/93→01/98	←			11.0441-5202.2 250026	ATE
1.7 D (F08, C05)	44	07/92→01/98	←	nicht für Fahrzeuge mit verstärkter Bremse		11.0441-4811.2 250024	ATE
1.7 TD (F08, C05)	50	11/94→01/98				11.0441-4811.2 250024	ATE
1.7 TDS (F08, C05)	60	12/91→01/98	←	für Fahrzeuge mit verstärkter Bremse		11.0441-5202.2 250026	ATE
1.8 i 16V (F08, C05)	85	07/94→01/98	←			11.0441-5202.2 250026	ATE
1.8 i 16V (F08, C05)	92	06/93→01/98	←			11.0441-5202.2 250026	ATE
			→			13.0441-3506.2 250052	ATE
<b>Bremsschlauch</b>							
1.4 (F08, C05) 1.6 i (F08, C05)	60 52	09/92→01/98 05/93→07/96	→		2	24.5233-0200.3 330425	L= 198
1.4 i (F08, C05)	44	09/91→01/98	←	10/91→	2	24.5298-0322.3 331314	L= 322
1.6 i (F08, C05)	55	09/91→01/98	→				
1.8 i (F08, C05)	66	09/91→01/98	→	10/91→	2	24.5233-0200.3 330425	L= 198
1.4 i 16V (F08, C05) 1.4 Si (F08, C05)	66 60	02/96→01/98 03/92→01/98	←		2	24.5298-0322.3 331314	L= 322
1.6 (F08, C05)	55	09/95→01/98	→		2	24.5233-0200.3 330425	L= 198
1.6 i 16V (F08, C05) 1.7 D (F08, C05)	74 44	08/94→01/98 07/92→01/98					
1.7 TD (F08, C05)	50	11/94→01/98					
1.7 TDS (F08, C05)	60	12/91→01/98					
1.8 i 16V (F08, C05)	85	07/94→01/98	←		2	24.5298-0322.3 331314	L= 322
1.8 i 16V (F08, C05)	92	06/93→01/98	→		2	24.5117-0195.3 330565	L= 198
<b>OPEL - ASTRA F CC (T92) 09/91→02/98</b>							
<b>Bremssattel</b>							
1.4 (F08, M08, F68, M68)	60	09/92→01/98	←	☐; → 07/95		24.3481-1733.5 240213	ATE Ø 48 - Halter
↓							


























	kw			 	! #		
<b>OPEL - ASTRA F CC (T92) 09/91→02/98</b>							
<b> Bremssattel</b>							
1.4 (F08, M08, F68, M68)	60	09/92→01/98	←	☐; → 07/95	24.3481-1734.5	240214	ATE Ø 48 - Halter
			←	☐; 08/95→	24.3481-9871.5	240677	ATE Ø 48 - Halter
			←	☐; 08/95→	24.3481-9872.5	240678	ATE Ø 48 - Halter
1.4 i (F08, M08, F68, M68)	44	09/91→01/98	←	☐	24.3481-1733.5	240213	ATE Ø 48 - Halter
			←	☐	24.3481-1734.5	240214	ATE Ø 48 - Halter
1.4 i 16V (F08, M08, F68, M68) 1.4 Si (F08, M08, F68, M68)	66	09/96→02/98	←	☐; Schaltgetriebe; nicht für Fahrzeuge mit verstärkter Bremse	24.3481-1733.5	240213	ATE Ø 48 - Halter
			60	03/92→01/98	←	☐; Schaltgetriebe; nicht für Fahrzeuge mit verstärkter Bremse	24.3481-1734.5
	←	☐; Vollautomatik; nicht für Fahrzeuge mit verstärkter Bremse			24.3481-9871.5	240677	ATE Ø 48 - Halter
	←	☐; Vollautomatik; nicht für Fahrzeuge mit verstärkter Bremse			24.3481-9872.5	240678	ATE Ø 48 - Halter
	←	☐; für Fahrzeuge mit verstärkter Bremse			24.3521-1701.5	240001	ATE Ø 52 - Halter
	←	☐; für Fahrzeuge mit verstärkter Bremse	24.3521-1702.5	240002	ATE Ø 52 - Halter		
1.6 (F08, M08, F68, M68) 1.6 i (F08, M08, F68, M68)	55	09/95→01/98	←	☐; Schaltgetriebe	24.3481-1733.5	240213	ATE Ø 48 - Halter
			52	05/93→07/96	←	☐; Schaltgetriebe	24.3481-1734.5
	←	☐; Vollautomatik			24.3481-9871.5	240677	ATE Ø 48 - Halter
	←	☐; Vollautomatik			24.3481-9872.5	240678	ATE Ø 48 - Halter
	←	☐			24.3521-1701.5	240001	ATE Ø 52 - Halter
	←	☐	24.3521-1702.5	240002	ATE Ø 52 - Halter		
1.6 i (F08, M08, F68, M68)	55	09/91→01/98	←	☐; 10/91→; Schaltgetriebe	24.3481-1733.5	240213	ATE Ø 48 - Halter
			←	☐; 10/91→; Schaltgetriebe	24.3481-1734.5	240214	ATE Ø 48 - Halter
			←	☐; 10/91→; Vollautomatik	24.3481-9871.5	240677	ATE Ø 48 - Halter
			←	☐; 10/91→; Vollautomatik	24.3481-9872.5	240678	ATE Ø 48 - Halter
			←	☐; 10/91→	24.3521-1701.5	240001	ATE Ø 52 - Halter
			←	☐; 10/91→	24.3521-1702.5	240002	ATE Ø 52 - Halter
1.6 i 16V (F08, M08, F68, M68)	74	08/94→01/98	←	☐	24.3481-9871.5	240677	ATE Ø 48 - Halter
			←	☐	24.3521-1701.5	240001	ATE Ø 52 - Halter
			←	☐	24.3481-9872.5	240678	ATE Ø 48 - Halter
1.7 D (F08, M08, F68, M68) 1.7 TD (F08, M08, F68, M68) 1.7 TDS (F08, M08, F68, M68)	44	07/92→01/98	←	☐; nicht für Fahrzeuge mit verstärkter Bremse	24.3481-9871.5	240677	ATE Ø 48 - Halter
			50	11/94→01/98	←	☐; nicht für Fahrzeuge mit verstärkter Bremse	24.3481-9872.5
	60	12/91→01/98			←	☐; für Fahrzeuge mit verstärkter Bremse	24.3521-1701.5
			←	☐; für Fahrzeuge mit verstärkter Bremse	24.3521-1702.5	240002	ATE Ø 52 - Halter
1.8 i (F08, M08, F68, M68)	66	09/91→01/98	←	☐; 10/91→	24.3481-9871.5	240677	ATE Ø 48 - Halter
			←	☐; 10/91→	24.3521-1701.5	240001	ATE Ø 52 - Halter
			←	☐; 10/91→	24.3481-9872.5	240678	ATE Ø 48 - Halter
1.8 i 16V (F08, M08, F68, M68) 2.0 i 16V (F08, M08, F68, M68)	85	09/94→01/98	←	☐	24.3521-1701.5	240001	ATE Ø 52 - Halter
			100	02/95→01/98	←	☐	24.3521-1702.5
	→	☐			13.2351-0013.2	210010	ATE Ø 35
	→	☐			13.2351-0014.2	210011	ATE Ø 35
	→	☐			24.9235-0013.5	230001	ATE Ø 35
	→	☐	24.9235-0014.5	230002	ATE Ø 35		
2.0 GSI 16V (F08, M08, F68, M68)	110	09/91→01/98	←	☐; 10/91→	24.3521-1701.5	240001	ATE Ø 52 - Halter
			←	☐; 10/91→	24.3521-1702.5	240002	ATE Ø 52 - Halter
			→	☐; 10/91→	13.2351-0013.2	210010	ATE Ø 35
			→	☐; 10/91→	13.2351-0014.2	210011	ATE Ø 35
			→	☐; 10/91→	24.9235-0013.5	230001	ATE Ø 35
			→	☐; 10/91→	24.9235-0014.5	230002	ATE Ø 35
↓							








	kW			 	! #			
<b>OPEL - ASTRA F CC (T92) 09/91→02/98</b>								
<b>Bremssattel</b>								
2.0 i (F08, M08, F68, M68)	85	09/91→01/98	←	☐; 10/91→		24.3521-1701.5	240001	ATE Ø 52 - Halter
			←	☐; 10/91→		24.3521-1702.5	240002	ATE Ø 52 - Halter
<b>Feder, Bremssattel</b>								
1.4 (F08, M08, F68, M68)	60	09/92→01/98	←	08/95→	2	11.8116-0129.1	390591	ATE
			←	→ 07/95	2	11.8116-0129.1	390591	ATE
1.4 i (F08, M08, F68, M68)	44	09/91→01/98	←		2	11.8116-0129.1	390591	ATE
1.4 i 16V (F08, M08, F68, M68)	66	09/96→02/98		für Fahrzeuge mit verstärkter Bremse	2	11.8116-0097.1	390590	ATE
1.4 Si (F08, M08, F68, M68)	60	03/92→01/98	←	Schaltgetriebe; nicht für Fahrzeuge mit verstärkter Bremse	2	11.8116-0129.1	390591	ATE
			←	Vollautomatik; nicht für Fahrzeuge mit verstärkter Bremse	2	11.8116-0129.1	390591	ATE
1.6 (F08, M08, F68, M68)	55	09/95→01/98			2	11.8116-0097.1	390590	ATE
			←	Vollautomatik	2	11.8116-0129.1	390591	ATE
1.6 i (F08, M08, F68, M68)	52	05/93→07/96	←	Schaltgetriebe	2	11.8116-0129.1	390591	ATE
			←		2	11.8116-0129.1	390591	ATE
1.6 i (F08, M08, F68, M68)	55	09/91→01/98		10/91→	2	11.8116-0097.1	390590	ATE
			←	10/91→; Schaltgetriebe	2	11.8116-0129.1	390591	ATE
			←	10/91→; Vollautomatik	2	11.8116-0129.1	390591	ATE
1.6 i 16V (F08, M08, F68, M68)	74	08/94→01/98			2	11.8116-0097.1	390590	ATE
			←		2	11.8116-0129.1	390591	ATE
1.7 D (F08, M08, F68, M68)	44	07/92→01/98		für Fahrzeuge mit verstärkter Bremse	2	11.8116-0097.1	390590	ATE
			←	nicht für Fahrzeuge mit verstärkter Bremse	2	11.8116-0129.1	390591	ATE
1.7 TD (F08, M08, F68, M68)	50	11/94→01/98						
1.7 TDS (F08, M08, F68, M68)	60	12/91→01/98						
1.8 i (F08, M08, F68, M68)	66	09/91→01/98		10/91→	2	11.8116-0097.1	390590	ATE
			←	10/91→	2	11.8116-0129.1	390591	ATE
1.8 i 16V (F08, M08, F68, M68)	85	09/94→01/98			2	11.8116-0097.1	390590	ATE
2.0 i 16V (F08, M08, F68, M68)	100	02/95→01/98						
2.0 GSI 16V (F08, M08, F68, M68)	110	09/91→01/98		10/91→	2	11.8116-0097.1	390590	ATE
2.0 i (F08, M08, F68, M68)	85	09/91→01/98						
<b>Führungshülzensatz, Bremssattel</b>								
1.4 (F08, M08, F68, M68)	60	09/92→01/98	←	08/95→		11.0101-5407.2	260011	ATE
			←	→ 07/95		11.0101-5407.2	260011	ATE
1.4 i (F08, M08, F68, M68)	44	09/91→01/98	←			11.0101-5407.2	260011	ATE
1.6 i 16V (F08, M08, F68, M68)	74	08/94→01/98						
1.7 D (F08, M08, F68, M68)	44	07/92→01/98						
1.7 TD (F08, M08, F68, M68)	50	11/94→01/98						
1.7 TDS (F08, M08, F68, M68)	60	12/91→01/98						
1.8 i 16V (F08, M08, F68, M68)	85	09/94→01/98						
2.0 i 16V (F08, M08, F68, M68)	100	02/95→01/98						
1.4 i 16V (F08, M08, F68, M68)	66	09/96→02/98	←	Schaltgetriebe; nicht für Fahrzeuge mit verstärkter Bremse		11.0101-5407.2	260011	ATE
			←	Vollautomatik; nicht für Fahrzeuge mit verstärkter Bremse		11.0101-5407.2	260011	ATE
1.4 Si (F08, M08, F68, M68)	60	03/92→01/98	←	für Fahrzeuge mit verstärkter Bremse		11.0101-5407.2	260011	ATE
			←			11.0101-5407.2	260011	ATE
1.6 (F08, M08, F68, M68)	55	09/95→01/98	←			11.0101-5407.2	260011	ATE
			←	Schaltgetriebe		11.0101-5407.2	260011	ATE
1.6 i (F08, M08, F68, M68)	52	05/93→07/96	←	Vollautomatik		11.0101-5407.2	260011	ATE
			←			11.0101-5407.2	260011	ATE
1.6 i (F08, M08, F68, M68)	55	09/91→01/98	←	10/91→; Schaltgetriebe		11.0101-5407.2	260011	ATE
			←	10/91→; Vollautomatik		11.0101-5407.2	260011	ATE
↓								












	kw			 	! #		
<b>OPEL - ASTRA F CC (T92) 09/91→02/98</b>							
<b>Führungshülzensatz, Bremsattel</b>							
1.6 i (F08, M08, F68, M68)	55	09/91→01/98	←	10/91→		11.0101-5407.2 260011	ATE
1.8 i (F08, M08, F68, M68)	66	09/91→01/98	←	10/91→		11.0101-5407.2 260011	ATE
2.0 GSI 16V (F08, M08, F68, M68)	110	09/91→01/98					
2.0 i (F08, M08, F68, M68)	85	09/91→01/98					
<b>Führungsbolzen, Bremsattel</b>							
1.4 (F08, M08, F68, M68)	60	09/92→01/98	←	08/95→		11.8171-0008.1 990049	ATE
			←	→ 07/95		11.8171-0008.1 990049	ATE
1.4 i (F08, M08, F68, M68)	44	09/91→01/98	←			11.8171-0008.1 990049	ATE
1.4 i 16V (F08, M08, F68, M68)	66	09/96→02/98		für Fahrzeuge mit verstärkter Bremse		11.8171-0008.1 990049	ATE
1.4 Si (F08, M08, F68, M68)	60	03/92→01/98	←	Schaltgetriebe; nicht für Fahrzeuge mit verstärkter Bremse		11.8171-0008.1 990049	ATE
			←	Vollautomatik; nicht für Fahrzeuge mit verstärkter Bremse		11.8171-0008.1 990049	ATE
1.6 (F08, M08, F68, M68)	55	09/95→01/98				11.8171-0008.1 990049	ATE
1.6 i (F08, M08, F68, M68)	52	05/93→07/96	←	Vollautomatik		11.8171-0008.1 990049	ATE
			←	Schaltgetriebe		11.8171-0008.1 990049	ATE
1.6 i (F08, M08, F68, M68)	55	09/91→01/98		10/91→		11.8171-0008.1 990049	ATE
			←	10/91→; Schaltgetriebe		11.8171-0008.1 990049	ATE
			←	10/91→; Vollautomatik		11.8171-0008.1 990049	ATE
1.6 i 16V (F08, M08, F68, M68)	74	08/94→01/98				11.8171-0008.1 990049	ATE
			←			11.8171-0008.1 990049	ATE
1.7 D (F08, M08, F68, M68)	44	07/92→01/98		für Fahrzeuge mit verstärkter Bremse		11.8171-0008.1 990049	ATE
1.7 TD (F08, M08, F68, M68)	50	11/94→01/98	←	nicht für Fahrzeuge mit verstärkter Bremse		11.8171-0008.1 990049	ATE
1.7 TDS (F08, M08, F68, M68)	60	12/91→01/98					
1.8 i (F08, M08, F68, M68)	66	09/91→01/98		10/91→		11.8171-0008.1 990049	ATE
			←	10/91→		11.8171-0008.1 990049	ATE
1.8 i 16V (F08, M08, F68, M68)	85	09/94→01/98				11.8171-0008.1 990049	ATE
2.0 i 16V (F08, M08, F68, M68)	100	02/95→01/98					
2.0 GSI 16V (F08, M08, F68, M68)	110	09/91→01/98		10/91→		11.8171-0008.1 990049	ATE
2.0 i (F08, M08, F68, M68)	85	09/91→01/98					
<b>Dichtungssatz, Bremsattel</b>							
1.4 (F08, M08, F68, M68)	60	09/92→01/98	←	08/95→		11.0441-4811.2 250024	ATE
			←	→ 07/95		11.0441-4811.2 250024	ATE
1.4 i (F08, M08, F68, M68)	44	09/91→01/98	←			11.0441-4811.2 250024	ATE
1.4 i 16V (F08, M08, F68, M68)	66	09/96→02/98	←	Schaltgetriebe; nicht für Fahrzeuge mit verstärkter Bremse		11.0441-4811.2 250024	ATE
1.4 Si (F08, M08, F68, M68)	60	03/92→01/98	←	Vollautomatik; nicht für Fahrzeuge mit verstärkter Bremse		11.0441-4811.2 250024	ATE
			←	für Fahrzeuge mit verstärkter Bremse		11.0441-5202.2 250026	ATE
1.6 (F08, M08, F68, M68)	55	09/95→01/98	←	Schaltgetriebe		11.0441-4811.2 250024	ATE
1.6 i (F08, M08, F68, M68)	52	05/93→07/96	←	Vollautomatik		11.0441-4811.2 250024	ATE
			←			11.0441-5202.2 250026	ATE
1.6 i (F08, M08, F68, M68)	55	09/91→01/98	←	10/91→; Schaltgetriebe		11.0441-4811.2 250024	ATE
			←	10/91→; Vollautomatik		11.0441-4811.2 250024	ATE
			←	10/91→		11.0441-5202.2 250026	ATE
1.6 i 16V (F08, M08, F68, M68)	74	08/94→01/98	←			11.0441-4811.2 250024	ATE
						11.0441-5202.2 250026	ATE
1.7 D (F08, M08, F68, M68)	44	07/92→01/98	←	nicht für Fahrzeuge mit verstärkter Bremse		11.0441-4811.2 250024	ATE
↓							

	kw			 	! #		
<b>OPEL - ASTRA F CC (T92) 09/91→02/98</b>							
<b>Dichtungssatz, Bremssattel</b>							
1.7 TD (F08, M08, F68, M68)	50	11/94→01/98	←	für Fahrzeuge mit verstärkter Bremse		11.0441-5202.2 250026	ATE
1.7 TDS (F08, M08, F68, M68)	60	12/91→01/98					
1.8 i (F08, M08, F68, M68)	66	09/91→01/98	←	10/91→		11.0441-4811.2 250024 11.0441-5202.2 250026	ATE ATE
1.8 i 16V (F08, M08, F68, M68)	85	09/94→01/98	←			11.0441-5202.2 250026	ATE
2.0 i 16V (F08, M08, F68, M68)	100	02/95→01/98	→			13.0441-3506.2 250052	ATE
2.0 GSI 16V (F08, M08, F68, M68)	110	09/91→01/98	←	10/91→		11.0441-5202.2 250026	ATE
			→	10/91→		13.0441-3506.2 250052	ATE
2.0 i (F08, M08, F68, M68)	85	09/91→01/98	←	10/91→		11.0441-5202.2 250026	ATE
<b>Bremsschlauch</b>							
1.4 (F08, M08, F68, M68)	60	09/92→01/98	→		2	24.5117-0195.3 330565	L= 198
1.4 i (F08, M08, F68, M68)	44	09/91→01/98	←		2	24.5298-0322.3 331314	L= 322
1.4 i 16V (F08, M08, F68, M68)	66	09/96→02/98	→		2	24.5117-0195.3 330565	L= 198
1.6 (F08, M08, F68, M68)	55	09/95→01/98					
1.6 i (F08, M08, F68, M68)	52	05/93→07/96					
1.6 i 16V (F08, M08, F68, M68)	74	08/94→01/98					
1.7 D (F08, M08, F68, M68)	44	07/92→01/98					
1.7 TD (F08, M08, F68, M68)	50	11/94→01/98					
1.7 TDS (F08, M08, F68, M68)	60	12/91→01/98					
1.8 i 16V (F08, M08, F68, M68)	85	09/94→01/98					
2.0 i 16V (F08, M08, F68, M68)	100	02/95→01/98					
1.4 Si (F08, M08, F68, M68)	60	03/92→01/98	←		2	24.5298-0322.3 331314	L= 322
1.6 i (F08, M08, F68, M68)	55	09/91→01/98	←	10/91→	2	24.5298-0322.3 331314	L= 322
1.8 i (F08, M08, F68, M68)	66	09/91→01/98	→	10/91→	2	24.5117-0195.3 330565	L= 198
2.0 GSI 16V (F08, M08, F68, M68)	110	09/91→01/98					
2.0 i (F08, M08, F68, M68)	85	09/91→01/98					
<b>OPEL - ASTRA F CLASSIC Caravan (T92) 01/98→01/05</b>							
<b>Bremssattel</b>							
1.4 i (F35, M35)	44	01/98→01/05	←	☐		24.3481-1733.5 240213	ATE Ø 48 - Halter
			←	☐		24.3481-1734.5 240214	ATE Ø 48 - Halter
1.6 i (F35, M35)	55	01/98→01/05	←	☐		24.3481-9871.5 240677	ATE Ø 48 - Halter
			←	☐		24.3481-9872.5 240678	ATE Ø 48 - Halter
1.6 i 16V (F35, M35)	74	01/98→01/05	←	☐		24.3521-1701.5 240001	ATE Ø 52 - Halter
			←	☐		24.3521-1702.5 240002	ATE Ø 52 - Halter
<b>Feder, Bremssattel</b>							
1.4 i (F35, M35)	44	01/98→01/05			2	11.8116-0129.1 390591	ATE
1.6 i (F35, M35)	55	01/98→01/05					
1.6 i 16V (F35, M35)	74	01/98→01/05			2	11.8116-0097.1 390590	ATE
<b>Führungshülzensatz, Bremssattel</b>							
1.4 i (F35, M35)	44	01/98→01/05	←			11.0101-5407.2 260011	ATE
1.6 i (F35, M35)	55	01/98→01/05					
1.6 i 16V (F35, M35)	74	01/98→01/05					
<b>Führungsbolzen, Bremssattel</b>							
1.4 i (F35, M35)	44	01/98→01/05				11.8171-0008.1 990049	ATE
1.6 i (F35, M35)	55	01/98→01/05					
1.6 i 16V (F35, M35)	74	01/98→01/05					
↓							

	kw					! #		
<b>OPEL - ASTRA F CLASSIC Caravan (T92) 01/98→01/05</b>								
<b>Dichtungssatz, Bremssattel</b>								
1.4 i (F35, M35)	44	01/98→01/05	←			11.0441-4811.2	250024	ATE
1.6 i (F35, M35)	55	01/98→01/05						
1.6 i 16V (F35, M35)	74	01/98→01/05	←			11.0441-5202.2	250026	ATE
<b>Bremsschlauch</b>								
1.4 i (F35, M35)	44	01/98→01/05	←		2	24.5298-0322.3	331314	L= 322
1.6 i (F35, M35)	55	01/98→01/05						
1.6 i 16V (F35, M35)	74	01/98→01/05	→		2	24.5233-0200.3	330425	L= 198
<b>OPEL - ASTRA F CLASSIC CC (T92) 01/98→08/02</b>								
<b>Bremssattel</b>								
1.4 i (M08, M68, F08, F68)	44	01/98→08/02	←	☐		24.3481-1733.5	240213	ATE Ø 48 - Halter
			←	☐		24.3481-1734.5	240214	ATE Ø 48 - Halter
1.6 i (F08, M08, F68, M68)	55	01/98→08/02	←	☐		24.3481-9871.5	240677	ATE Ø 48 - Halter
			←	☐		24.3481-9872.5	240678	ATE Ø 48 - Halter
1.6 i 16V (F08, M08, F68, M68)	74	01/98→08/02	←	☐		24.3521-1701.5	240001	ATE Ø 52 - Halter
			←	☐		24.3521-1702.5	240002	ATE Ø 52 - Halter
<b>Feder, Bremssattel</b>								
1.4 i (M08, M68, F08, F68)	44	01/98→08/02			2	11.8116-0129.1	390591	ATE
1.6 i (F08, M08, F68, M68)	55	01/98→08/02						
1.6 i 16V (F08, M08, F68, M68)	74	01/98→08/02			2	11.8116-0097.1	390590	ATE
<b>Führungshülzensatz, Bremssattel</b>								
1.4 i (M08, M68, F08, F68)	44	01/98→08/02	←			11.0101-5407.2	260011	ATE
1.6 i (F08, M08, F68, M68)	55	01/98→08/02						
1.6 i 16V (F08, M08, F68, M68)	74	01/98→08/02						
<b>Führungsbolzen, Bremssattel</b>								
1.4 i (M08, M68, F08, F68)	44	01/98→08/02				11.8171-0008.1	990049	ATE
1.6 i (F08, M08, F68, M68)	55	01/98→08/02						
1.6 i 16V (F08, M08, F68, M68)	74	01/98→08/02						
<b>Dichtungssatz, Bremssattel</b>								
1.4 i (M08, M68, F08, F68)	44	01/98→08/02	←			11.0441-4811.2	250024	ATE
1.6 i (F08, M08, F68, M68)	55	01/98→08/02						
1.6 i 16V (F08, M08, F68, M68)	74	01/98→08/02	←			11.0441-5202.2	250026	ATE
<b>Bremsschlauch</b>								
1.4 i (M08, M68, F08, F68)	44	01/98→08/02	←		2	24.5298-0322.3	331314	L= 322
1.6 i (F08, M08, F68, M68)	55	01/98→08/02	→		2	24.5117-0195.3	330565	L= 198
1.6 i 16V (F08, M08, F68, M68)	74	01/98→08/02						
<b>OPEL - ASTRA F CLASSIC Stufenheck (T92) 01/98→08/02</b>								
<b>Bremssattel</b>								
1.4 i (F19, M19)	44	01/98→08/02	←	☐		24.3481-1733.5	240213	ATE Ø 48 - Halter
			←	☐		24.3481-1734.5	240214	ATE Ø 48 - Halter
1.6 i (F19, M19)	55	01/98→08/02	←	☐		24.3481-9871.5	240677	ATE Ø 48 - Halter
			←	☐		24.3481-9872.5	240678	ATE Ø 48 - Halter
1.6 i 16V (F19, M19)	74	01/98→08/02	←	☐		24.3521-1701.5	240001	ATE Ø 52 - Halter
			←	☐		24.3521-1702.5	240002	ATE Ø 52 - Halter
<b>Feder, Bremssattel</b>								
1.4 i (F19, M19)	44	01/98→08/02			2	11.8116-0129.1	390591	ATE
1.6 i (F19, M19)	55	01/98→08/02						
↓								

	kw					! #		
<b>OPEL - ASTRA F CLASSIC Stufenheck (T92) 01/98→08/02</b>								
<b>Feder, Bremssattel</b>								
1.6 i 16V (F19, M19)	74	01/98→08/02				2	11.8116-0097.1 390590	ATE
<b>Führungshülzensatz, Bremssattel</b>								
1.4 i (F19, M19)	44	01/98→08/02	←				11.0101-5407.2 260011	ATE
1.6 i (F19, M19)	55	01/98→08/02						
1.6 i 16V (F19, M19)	74	01/98→08/02						
<b>Führungsbolzen, Bremssattel</b>								
1.4 i (F19, M19)	44	01/98→08/02					11.8171-0008.1 990049	ATE
1.6 i (F19, M19)	55	01/98→08/02						
1.6 i 16V (F19, M19)	74	01/98→08/02						
<b>Dichtungssatz, Bremssattel</b>								
1.4 i (F19, M19)	44	01/98→08/02	←				11.0441-4811.2 250024	ATE
1.6 i (F19, M19)	55	01/98→08/02						
1.6 i 16V (F19, M19)	74	01/98→08/02	←				11.0441-5202.2 250026	ATE
<b>Bremsschlauch</b>								
1.4 i (F19, M19)	44	01/98→08/02	←			2	24.5298-0322.3 331314	L= 322
1.6 i (F19, M19)	55	01/98→08/02						
1.6 i 16V (F19, M19)	74	01/98→08/02	→			2	24.5117-0195.3 330565	L= 198
<b>OPEL - ASTRA F Van (T92) 10/91→01/99</b>								
<b>Bremssattel</b>								
1.4 i (F70)	44	10/91→01/99	←	☐; → 09/98			24.3481-1733.5 240213	ATE Ø 48 - Halter
			←	☐; → 09/98			24.3481-1734.5 240214	ATE Ø 48 - Halter
1.6 i (F70)	52	02/93→07/96	←	☐			24.3481-9871.5 240677	ATE Ø 48 - Halter
			←	☐			24.3521-1701.5 240001	ATE Ø 52 - Halter
			←	☐			24.3481-9872.5 240678	ATE Ø 48 - Halter
			←	☐			24.3521-1702.5 240002	ATE Ø 52 - Halter
1.6 i 16V (F70)	74	08/94→03/98	←	☐			24.3521-1701.5 240001	ATE Ø 52 - Halter
			←	☐			24.3521-1702.5 240002	ATE Ø 52 - Halter
1.7 D (F70)	44	07/92→01/99	←	☐; → 09/98; nicht für Fahrzeuge mit verstärkter Bremse			24.3481-9871.5 240677	ATE Ø 48 - Halter
1.7 TD (F70)	50	08/94→01/99	←	☐; → 09/98; nicht für Fahrzeuge mit verstärkter Bremse			24.3481-9872.5 240678	ATE Ø 48 - Halter
			←	☐; → 09/98; für Fahrzeuge mit verstärkter Bremse			24.3521-1701.5 240001	ATE Ø 52 - Halter
			←	☐; → 09/98; für Fahrzeuge mit verstärkter Bremse			24.3521-1702.5 240002	ATE Ø 52 - Halter
1.7 TD (F70)	60	03/95→02/98	←	☐; nicht für Fahrzeuge mit verstärkter Bremse			24.3481-9871.5 240677	ATE Ø 48 - Halter
			←	☐; nicht für Fahrzeuge mit verstärkter Bremse			24.3481-9872.5 240678	ATE Ø 48 - Halter
			←	☐; für Fahrzeuge mit verstärkter Bremse			24.3521-1701.5 240001	ATE Ø 52 - Halter
			←	☐; für Fahrzeuge mit verstärkter Bremse			24.3521-1702.5 240002	ATE Ø 52 - Halter
<b>Feder, Bremssattel</b>								
1.4 i (F70)	44	10/91→01/99	←	→ 09/98		2	11.8116-0129.1 390591	ATE
1.6 i (F70)	52	02/93→07/96				2	11.8116-0097.1 390590	ATE
			←			2	11.8116-0129.1 390591	ATE
1.6 i 16V (F70)	74	08/94→03/98				2	11.8116-0097.1 390590	ATE
1.7 D (F70)	44	07/92→01/99		→ 09/98; für Fahrzeuge mit verstärkter Bremse		2	11.8116-0097.1 390590	ATE
1.7 TD (F70)	50	08/94→01/99	←	→ 09/98; nicht für Fahrzeuge mit verstärkter Bremse		2	11.8116-0129.1 390591	ATE
1.7 TD (F70)	60	03/95→02/98		für Fahrzeuge mit verstärkter Bremse		2	11.8116-0097.1 390590	ATE
			←	nicht für Fahrzeuge mit verstärkter Bremse		2	11.8116-0129.1 390591	ATE
<b>Führungshülzensatz, Bremssattel</b>								
1.4 i (F70)	44	10/91→01/99	←	→ 09/98			11.0101-5407.2 260011	ATE
1.7 D (F70)	44	07/92→01/99						
1.7 TD (F70)	50	08/94→01/99						
↓								



	kW			 	! #		
<b>OPEL - ASTRA F Van (T92) 10/91→01/99</b>							
<b>Führungshülzensatz, Bremsattel</b>							
1.6 i (F70)	52	02/93→07/96	←			11.0101-5407.2 260011	ATE
1.6 i 16V (F70)	74	08/94→03/98					
1.7 TD (F70)	60	03/95→02/98					
<b>Führungsbolzen, Bremsattel</b>							
1.4 i (F70)	44	10/91→01/99	←	→ 09/98		11.8171-0008.1 990049	ATE
1.6 i (F70)	52	02/93→07/96				11.8171-0008.1 990049	ATE
			←			11.8171-0008.1 990049	ATE
1.6 i 16V (F70)	74	08/94→03/98				11.8171-0008.1 990049	ATE
1.7 D (F70)	44	07/92→01/99		→ 09/98; für Fahrzeuge mit verstärkter Bremse		11.8171-0008.1 990049	ATE
1.7 TD (F70)	50	08/94→01/99	←	→ 09/98; nicht für Fahrzeuge mit verstärkter Bremse		11.8171-0008.1 990049	ATE
1.7 TD (F70)	60	03/95→02/98		für Fahrzeuge mit verstärkter Bremse		11.8171-0008.1 990049	ATE
			←	nicht für Fahrzeuge mit verstärkter Bremse		11.8171-0008.1 990049	ATE
<b>Dichtungssatz, Bremsattel</b>							
1.4 i (F70)	44	10/91→01/99	←	→ 09/98		11.0441-4811.2 250024	ATE
1.6 i (F70)	52	02/93→07/96	←			11.0441-4811.2 250024	ATE
						11.0441-5202.2 250026	ATE
1.6 i 16V (F70)	74	08/94→03/98	←			11.0441-5202.2 250026	ATE
1.7 D (F70)	44	07/92→01/99	←	→ 09/98; nicht für Fahrzeuge mit verstärkter Bremse		11.0441-4811.2 250024	ATE
1.7 TD (F70)	50	08/94→01/99		→ 09/98; für Fahrzeuge mit verstärkter Bremse		11.0441-5202.2 250026	ATE
1.7 TD (F70)	60	03/95→02/98	←	nicht für Fahrzeuge mit verstärkter Bremse		11.0441-4811.2 250024	ATE
			←	für Fahrzeuge mit verstärkter Bremse		11.0441-5202.2 250026	ATE
 <b>Bremsschlauch</b>							
1.4 i (F70)	44	10/91→01/99	←	→ 09/98	2	24.5298-0322.3 331314	L= 322
1.7 D (F70)	44	07/92→01/99					
1.7 TD (F70)	50	08/94→01/99	→	→ 09/98	2	24.5233-0200.3 330425	L= 198
1.6 i (F70)	52	02/93→07/96	←		2	24.5298-0322.3 331314	L= 322
			→		2	24.5233-0200.3 330425	L= 198
1.6 i 16V (F70)	74	08/94→03/98	←		2	24.5298-0322.3 331314	L= 322
1.7 TD (F70)	60	03/95→02/98	→		2	24.5233-0200.3 330425	L= 198
<b>OPEL - ASTRA G Cabriolet (T98) 03/01→10/05</b>							
 <b>Bremssattel</b>							
1.6 (F67)	76	01/03→10/05	←	☐		24.3521-7001.5 240481	ATE Ø 52 - Halter
			←	☐		24.3521-7002.5 240482	ATE Ø 52 - Halter
			→	☐		24.3367-1713.5 240900	TRW Ø 36 - Halter
			→	☐		24.3367-1714.5 240901	TRW Ø 36 - Halter
1.6 16V (F67)	74	03/01→10/05	←	☐		24.3521-7001.5 240481	ATE Ø 52 - Halter
			←	☐		24.3521-7002.5 240482	ATE Ø 52 - Halter
			→	☐; 07/01→		24.3367-1713.5 240900	TRW Ø 36 - Halter
			→	☐; 07/01→		24.3367-1714.5 240901	TRW Ø 36 - Halter
1.8 16V (F67)	92	03/01→10/05	←	☐; - ABS		24.3521-7001.5 240481	ATE Ø 52 - Halter
			←	☐; - ABS		24.3521-7002.5 240482	ATE Ø 52 - Halter
			←	☐; + ABS		24.3571-9823.5 240499	ATE Ø 57 - Halter
			←	☐; + ABS		24.3571-9824.5 240500	ATE Ø 57 - Halter
			→	☐; 07/01→		24.3384-1753.5 240824	TRW Ø 38 - Halter
			→	☐; 07/01→		24.3384-1754.5 240825	TRW Ø 38 - Halter
2.0 16V Turbo (F67)	147	11/02→10/05	←	☐		24.3571-9823.5 240499	ATE Ø 57 - Halter
2.0 OPC (F67)	141	03/02→10/05	←	☐		24.3571-9824.5 240500	ATE Ø 57 - Halter
2.2 DTI (F67)	92	09/02→10/05					
			→	☐		24.3384-1753.5 240824	TRW Ø 38 - Halter
			→	☐		24.3384-1754.5 240825	TRW Ø 38 - Halter
2.2 16V (F67)	108	03/01→10/05	←	☐		24.3571-9823.5 240499	ATE Ø 57 - Halter
↓							

**OPEL - ASTRA G Cabriolet (T98) 03/01→10/05**

**Bremssattel**

2.2 16V (F67)	108	03/01→10/05	←	☐		24.3571-9824.5	240500	ATE Ø 57 - Halter
			→	☐; 07/01→		24.3384-1753.5	240824	TRW Ø 38 - Halter
			→	☐; 07/01→		24.3384-1754.5	240825	TRW Ø 38 - Halter

**Halter, Bremssattel**

2.0 16V Turbo (F67)	147	11/02→10/05	←			11.8170-0758.1	260120	ATE
2.0 OPC (F67)	141	03/02→10/05						

**Feder, Bremssattel**

1.6 (F67)	76	01/03→10/05			2	11.8116-0292.1	390521	ATE
1.6 16V (F67)	74	03/01→10/05						
1.8 16V (F67)	92	03/01→10/05		- ABS	2	11.8116-0292.1	390521	ATE
			←	+ ABS	2	11.8116-0292.1	390521	ATE
2.0 16V Turbo (F67)	147	11/02→10/05	←		2	11.8116-0292.1	390521	ATE
2.0 OPC (F67)	141	03/02→10/05						
2.2 16V (F67)	108	03/01→10/05						
2.2 DTI (F67)	92	09/02→10/05						

**Führungshülzensatz, Bremssattel**

1.6 (F67)	76	01/03→10/05	←			11.0101-5407.2	260011	ATE
1.6 16V (F67)	74	03/01→10/05						
1.8 16V (F67)	92	03/01→10/05						
2.0 16V Turbo (F67)	147	11/02→10/05						
2.0 OPC (F67)	141	03/02→10/05						
2.2 16V (F67)	108	03/01→10/05						
2.2 DTI (F67)	92	09/02→10/05						

**Führungsbolzen, Bremssattel**

1.6 (F67)	76	01/03→10/05	←			11.8171-0008.1	990049	ATE
1.6 16V (F67)	74	03/01→10/05						
1.8 16V (F67)	92	03/01→10/05						
2.2 16V (F67)	108	03/01→10/05						
2.2 DTI (F67)	92	09/02→10/05						
2.0 16V Turbo (F67)	147	11/02→10/05				11.8171-0008.1	990049	ATE
2.0 OPC (F67)	141	03/02→10/05						

**Dichtungssatz, Bremssattel**

1.8 16V (F67)	92	03/01→10/05	←	+ ABS		11.0441-5704.2	250034	ATE
2.0 16V Turbo (F67)	147	11/02→10/05	←			11.0441-5704.2	250034	ATE
2.0 OPC (F67)	141	03/02→10/05						
2.2 16V (F67)	108	03/01→10/05						
2.2 DTI (F67)	92	09/02→10/05						









**Bremsschlauch**








1.6 (F67)	76	01/03→10/05	←		2	24.5241-0396.3	331380	L= 398
1.6 16V (F67)	74	03/01→10/05						
1.8 16V (F67)	92	03/01→10/05	→	☐; 32000001→		24.5157-0218.3	331095	L= 219 L2= 185 mit Rohrleitung
2.0 16V Turbo (F67)	147	11/02→10/05	→	☐; 32000001→		24.5157-0219.3	331096	L= 219 L2= 185 mit Rohrleitung
2.0 OPC (F67)	141	03/02→10/05						
2.2 16V (F67)	108	03/01→10/05	→	→ 22999999	2	24.5241-0200.3	330620	L= 200
2.2 DTI (F67)	92	09/02→10/05						

**OPEL - ASTRA G Caravan (T98) 02/98→12/09**








**Bremssattel**










1.2 16V (F35)	48	02/98→09/00	←	☐; 22000001→		24.3521-7001.5	240481	ATE Ø 52 - Halter
			←	☐; 22000001→		24.3521-7002.5	240482	ATE Ø 52 - Halter
1.2 16V (F35)	55	09/00→07/04	←	☐; 22000001→		24.3521-7001.5	240481	ATE Ø 52 - Halter
			←	☐; 22000001→		24.3521-7002.5	240482	ATE Ø 52 - Halter
			→	☐; 07/01→ 07/03		24.3344-1713.5	240812	TRW Ø 34 - Halter
			→	☐; 07/01→ 07/03		24.3344-1714.5	240813	TRW Ø 34 - Halter
			→	☐; 08/03→		24.3347-1711.5	240699	TRW Ø 34 - Halter
			→	☐; 08/03→		24.3347-1712.5	240700	TRW Ø 34 - Halter
1.4 (F35)	66	10/04→12/09	←	☐; 09/07→		24.3521-7001.5	240481	ATE Ø 52 - Halter
			←	☐; 09/07→		24.3521-7002.5	240482	ATE Ø 52 - Halter
			→	☐; 09/07→		24.3347-1711.5	240699	TRW Ø 34 - Halter
			→	☐; 09/07→		24.3347-1712.5	240700	TRW Ø 34 - Halter
1.4 16V (F35)	66	06/98→07/04	←	☐		24.3521-7001.5	240481	ATE Ø 52 - Halter
			1.7 DTI 16V (F35)	55	02/00→07/04	←	☐	

	kw			 	! #		
<b>OPEL - ASTRA G Caravan (T98) 02/98→12/09</b>							
 <b>Bremssattel</b>							
1.4 16V (F35) 1.7 DTI 16V (F35)	66 55	06/98→07/04 02/00→07/04	➡	☐; 07/01→ 07/03		24.3344-1713.5 240812	TRW Ø 34 - Halter
			➡	☐; 07/01→ 07/03		24.3344-1714.5 240813	TRW Ø 34 - Halter
			➡	☐; 08/03→		24.3347-1711.5 240699	TRW Ø 34 - Halter
			➡	☐; 08/03→		24.3347-1712.5 240700	TRW Ø 34 - Halter
1.6 (F35) 1.7 TD (F35)	55 50	02/98→09/00 02/98→08/00	⬅	☐; 04/98→		24.3521-7001.5 240481	ATE Ø 52 - Halter
			⬅	☐; 04/98→		24.3521-7002.5 240482	ATE Ø 52 - Halter
1.6 (F35)	62	09/00→07/04	⬅	☐		24.3521-7001.5 240481	ATE Ø 52 - Halter
			⬅	☐		24.3521-7002.5 240482	ATE Ø 52 - Halter
			➡	☐; 07/01→ 07/03		24.3344-1713.5 240812	TRW Ø 34 - Halter
			➡	☐; 07/01→ 07/03		24.3344-1714.5 240813	TRW Ø 34 - Halter
			➡	☐; 08/03→; für Fahrzeuge ohne Sportfahrwerk		24.3347-1711.5 240699	TRW Ø 34 - Halter
			➡	☐; 08/03→; für Fahrzeuge ohne Sportfahrwerk		24.3347-1712.5 240700	TRW Ø 34 - Halter
			➡	☐; 08/03→; für Fahrzeuge mit Sportfahrwerk		24.3367-1707.5 240898	TRW Ø 36 - Halter
			➡	☐; 08/03→; für Fahrzeuge mit Sportfahrwerk		24.3367-1708.5 240899	TRW Ø 36 - Halter
1.6 (F35)	76	12/02→07/09	⬅	☐		24.3521-7001.5 240481	ATE Ø 52 - Halter
			⬅	☐		24.3521-7002.5 240482	ATE Ø 52 - Halter
			➡	☐; → 07/03		24.3344-1713.5 240812	TRW Ø 34 - Halter
			➡	☐; → 07/03		24.3344-1714.5 240813	TRW Ø 34 - Halter
			➡	☐; 08/03→; für Fahrzeuge ohne Sportfahrwerk		24.3347-1711.5 240699	TRW Ø 34 - Halter
			➡	☐; 08/03→; für Fahrzeuge ohne Sportfahrwerk		24.3347-1712.5 240700	TRW Ø 34 - Halter
			➡	☐; 08/03→; für Fahrzeuge mit Sportfahrwerk		24.3367-1707.5 240898	TRW Ø 36 - Halter
			➡	☐; 08/03→; für Fahrzeuge mit Sportfahrwerk		24.3367-1708.5 240899	TRW Ø 36 - Halter
1.6 16V (F35)	74	02/98→07/04	⬅	☐; 04/98→		24.3521-7001.5 240481	ATE Ø 52 - Halter
			⬅	☐; 04/98→		24.3521-7002.5 240482	ATE Ø 52 - Halter
			➡	☐; 07/01→ 07/03		24.3344-1713.5 240812	TRW Ø 34 - Halter
			➡	☐; 07/01→ 07/03		24.3344-1714.5 240813	TRW Ø 34 - Halter
			➡	☐; 08/03→		24.3347-1711.5 240699	TRW Ø 34 - Halter
			➡	☐; 08/03→		24.3347-1712.5 240700	TRW Ø 34 - Halter
1.6 CNG (F35)	71	03/03→07/04	⬅	☐		24.3571-9823.5 240499	ATE Ø 57 - Halter
			⬅	☐		24.3571-9824.5 240500	ATE Ø 57 - Halter
			➡	☐; → 07/03		24.3344-1713.5 240812	TRW Ø 34 - Halter
			➡	☐; → 07/03		24.3344-1714.5 240813	TRW Ø 34 - Halter
			➡	☐; 08/03→		24.3347-1711.5 240699	TRW Ø 34 - Halter
			➡	☐; 08/03→		24.3347-1712.5 240700	TRW Ø 34 - Halter
			➡	☐		24.3384-1753.5 240824	TRW Ø 38 - Halter
			➡	☐		24.3384-1754.5 240825	TRW Ø 38 - Halter
1.7 CDTI (F35)	59	04/03→07/09	⬅	☐		24.3521-7001.5 240481	ATE Ø 52 - Halter
			⬅	☐		24.3521-7002.5 240482	ATE Ø 52 - Halter
			➡	☐; → 07/03		24.3344-1713.5 240812	TRW Ø 34 - Halter
			➡	☐; → 07/03		24.3344-1714.5 240813	TRW Ø 34 - Halter
			➡	☐; 08/03→		24.3347-1711.5 240699	TRW Ø 34 - Halter
			➡	☐; 08/03→		24.3347-1712.5 240700	TRW Ø 34 - Halter
1.8 16V (F35)	85	02/98→09/00	⬅	☐; 04/98→; - ABS		24.3521-7001.5 240481	ATE Ø 52 - Halter
			⬅	☐; 04/98→; - ABS		24.3521-7002.5 240482	ATE Ø 52 - Halter
			⬅	☐; 04/98→; + ABS		24.3571-9823.5 240499	ATE Ø 57 - Halter
			⬅	☐; 04/98→; + ABS		24.3571-9824.5 240500	ATE Ø 57 - Halter
1.8 16V (F35)	92	09/00→07/04	⬅	☐; - ABS		24.3521-7001.5 240481	ATE Ø 52 - Halter
			⬅	☐; - ABS		24.3521-7002.5 240482	ATE Ø 52 - Halter
			⬅	☐; + ABS		24.3571-9823.5 240499	ATE Ø 57 - Halter
↓							



























































	kw			 	! #			
<b>OPEL - ASTRA G Caravan (T98) 02/98→12/09</b>								
<b>Bremssattel</b>								
1.8 16V (F35)	92	09/00→07/04	←	☐; + ABS		24.3571-9824.5	240500	ATE Ø 57 - Halter
			→	☐; 07/01→ 07/03		24.3344-1713.5	240812	TRW Ø 34 - Halter
			→	☐; 07/01→ 07/03		24.3344-1714.5	240813	TRW Ø 34 - Halter
			→	☐; 08/03→		24.3347-1711.5	240699	TRW Ø 34 - Halter
			→	☐; 08/03→		24.3347-1712.5	240700	TRW Ø 34 - Halter
2.0 16V (F35)	100	02/98→07/04	←	☐; 04/98→		24.3571-9823.5	240499	ATE Ø 57 - Halter
			←	☐; 04/98→		24.3571-9824.5	240500	ATE Ø 57 - Halter
2.0 DI (F35)	60	02/98→07/04	←	☐; 04/98→; - ABS		24.3521-7001.5	240481	ATE Ø 52 - Halter
			←	☐; 04/98→; - ABS		24.3521-7002.5	240482	ATE Ø 52 - Halter
			←	☐; 04/98→; + ABS		24.3571-9823.5	240499	ATE Ø 57 - Halter
			←	☐; 04/98→; + ABS		24.3571-9824.5	240500	ATE Ø 57 - Halter
			→	☐; 07/01→ 07/03		24.3344-1713.5	240812	TRW Ø 34 - Halter
			→	☐; 07/01→ 07/03		24.3344-1714.5	240813	TRW Ø 34 - Halter
			→	☐; 08/03→		24.3347-1711.5	240699	TRW Ø 34 - Halter
			→	☐; 08/03→		24.3347-1712.5	240700	TRW Ø 34 - Halter
2.0 DTI 16V (F35) 2.2 16V (F35)	74 108	08/99→07/04 03/01→07/04	←	☐		24.3571-9823.5	240499	ATE Ø 57 - Halter
			←	☐		24.3571-9824.5	240500	ATE Ø 57 - Halter
			→	☐; 07/01→		24.3367-1713.5	240900	TRW Ø 36 - Halter
			→	☐; 07/01→		24.3367-1714.5	240901	TRW Ø 36 - Halter
2.0 OPC (F35) 2.0 OPC (F35)	141 147	09/02→07/04 11/02→07/04	←	☐		24.3571-9823.5	240499	ATE Ø 57 - Halter
			←	☐		24.3571-9824.5	240500	ATE Ø 57 - Halter
			→	☐		24.3384-1753.5	240824	TRW Ø 38 - Halter
			→	☐		24.3384-1754.5	240825	TRW Ø 38 - Halter
2.2 DTI (F35) 2.2 DTI (F35)	86 92	09/02→07/04 09/02→07/04	←	☐		24.3571-9823.5	240499	ATE Ø 57 - Halter
			←	☐		24.3571-9824.5	240500	ATE Ø 57 - Halter
			→	☐		24.3367-1713.5	240900	TRW Ø 36 - Halter
			→	☐		24.3367-1714.5	240901	TRW Ø 36 - Halter
<b>Halter, Bremssattel</b>								
2.0 OPC (F35) 2.0 OPC (F35)	141 147	09/02→07/04 11/02→07/04	←			11.8170-0758.1	260120	ATE
<b>Feder, Bremssattel</b>								
1.2 16V (F35) 1.2 16V (F35)	48 55	02/98→09/00 09/00→07/04		22000001→	2	11.8116-0292.1	390521	ATE
1.4 (F35)	66	10/04→12/09		09/07→	2	11.8116-0292.1	390521	ATE
1.4 16V (F35) 1.6 (F35) 1.6 (F35) 1.7 CDTI (F35) 1.7 DTI 16V (F35)	66 62 76 59 55	06/98→07/04 09/00→07/04 12/02→07/09 04/03→07/09 02/00→07/04			2	11.8116-0292.1	390521	ATE
1.6 (F35) 1.6 16V (F35) 1.7 TD (F35)	55 74 50	02/98→09/00 02/98→07/04 02/98→08/00		04/98→	2	11.8116-0292.1	390521	ATE
1.6 CNG (F35) 2.0 DTI 16V (F35) 2.0 OPC (F35) 2.0 OPC (F35) 2.2 16V (F35) 2.2 DTI (F35) 2.2 DTI (F35)	71 74 141 147 108 86 92	03/03→07/04 08/99→07/04 09/02→07/04 11/02→07/04 03/01→07/04 09/02→07/04 09/02→07/04	←		2	11.8116-0292.1	390521	ATE
1.8 16V (F35) 2.0 DI (F35)	85 60	02/98→09/00 02/98→07/04		04/98→; - ABS	2	11.8116-0292.1	390521	ATE
			←	04/98→; + ABS	2	11.8116-0292.1	390521	ATE
1.8 16V (F35)	92	09/00→07/04		- ABS	2	11.8116-0292.1	390521	ATE
			←	+ ABS	2	11.8116-0292.1	390521	ATE
2.0 16V (F35)	100	02/98→07/04	←	04/98→	2	11.8116-0292.1	390521	ATE
<b>Führungshülzensatz, Bremssattel</b>								
1.2 16V (F35)	48	02/98→09/00	←	22000001→		11.0101-5407.2	260011	ATE
			←	04/98→; → 18999999; für Fahrzeuge mit Trommelbremse an der Hinterachse		11.0101-5407.2	260011	ATE
↓								


















	kW			 	! #		
<b>OPEL - ASTRA G Caravan (T98) 02/98→12/09</b>							
<b>Führungshülzensatz, Bremsattel</b>							
1.2 16V (F35)	55	09/00→07/04	←	22000001→		11.0101-5407.2 260011	ATE
			←	→ 18999999; für Fahrzeuge mit Trommelbremse an der Hinterachse		11.0101-5407.2 260011	ATE
1.4 (F35)	66	10/04→12/09	←	09/07→		11.0101-5407.2 260011	ATE
1.4 16V (F35)	66	06/98→07/04	←			11.0101-5407.2 260011	ATE
1.6 (F35)	62	09/00→07/04					
1.6 (F35)	76	12/02→07/09					
1.6 CNG (F35)	71	03/03→07/04					
1.7 CDTI (F35)	59	04/03→07/09					
1.7 DTI 16V (F35)	55	02/00→07/04					
1.8 16V (F35)	92	09/00→07/04					
2.0 DTI 16V (F35)	74	08/99→07/04					
2.0 OPC (F35)	141	09/02→07/04					
2.0 OPC (F35)	147	11/02→07/04					
2.2 16V (F35)	108	03/01→07/04					
2.2 DTI (F35)	86	09/02→07/04					
2.2 DTI (F35)	92	09/02→07/04					
1.6 (F35)	55	02/98→09/00	←	04/98→		11.0101-5407.2 260011	ATE
1.6 16V (F35)	74	02/98→07/04					
1.7 TD (F35)	50	02/98→08/00					
1.8 16V (F35)	85	02/98→09/00					
2.0 16V (F35)	100	02/98→07/04					
2.0 DI (F35)	60	02/98→07/04					
<b>Führungsbolzen, Bremsattel</b>							
1.2 16V (F35)	48	02/98→09/00	←	22000001→		11.8171-0008.1 990049	ATE
			←	04/98→; → 18999999; für Fahrzeuge mit Trommelbremse an der Hinterachse		11.8171-0008.1 990049	ATE
1.2 16V (F35)	55	09/00→07/04	←	22000001→		11.8171-0008.1 990049	ATE
			←	→ 18999999; für Fahrzeuge mit Trommelbremse an der Hinterachse		11.8171-0008.1 990049	ATE
1.4 (F35)	66	10/04→12/09	←	09/07→		11.8171-0008.1 990049	ATE
1.4 16V (F35)	66	06/98→07/04	←			11.8171-0008.1 990049	ATE
1.6 (F35)	62	09/00→07/04					
1.6 (F35)	76	12/02→07/09					
1.6 CNG (F35)	71	03/03→07/04					
1.7 CDTI (F35)	59	04/03→07/09					
1.7 DTI 16V (F35)	55	02/00→07/04					
1.8 16V (F35)	92	09/00→07/04					
2.0 DTI 16V (F35)	74	08/99→07/04					
2.2 16V (F35)	108	03/01→07/04					
2.2 DTI (F35)	86	09/02→07/04					
2.2 DTI (F35)	92	09/02→07/04					
1.6 (F35)	55	02/98→09/00	←	04/98→		11.8171-0008.1 990049	ATE
1.6 16V (F35)	74	02/98→07/04					
1.7 TD (F35)	50	02/98→08/00					
1.8 16V (F35)	85	02/98→09/00					
2.0 16V (F35)	100	02/98→07/04					
2.0 DI (F35)	60	02/98→07/04					
2.0 OPC (F35)	141	09/02→07/04				11.8171-0008.1 990049	ATE
2.0 OPC (F35)	147	11/02→07/04					
<b>Dichtungssatz, Bremsattel</b>							
1.6 CNG (F35)	71	03/03→07/04	←			11.0441-5704.2 250034	ATE
2.0 DTI 16V (F35)	74	08/99→07/04					
2.0 OPC (F35)	141	09/02→07/04					
2.0 OPC (F35)	147	11/02→07/04					
2.2 16V (F35)	108	03/01→07/04					
2.2 DTI (F35)	86	09/02→07/04					
2.2 DTI (F35)	92	09/02→07/04					
1.8 16V (F35)	85	02/98→09/00	←	04/98→; + ABS		11.0441-5704.2 250034	ATE
2.0 DI (F35)	60	02/98→07/04					
1.8 16V (F35)	92	09/00→07/04	←	+ ABS		11.0441-5704.2 250034	ATE
2.0 16V (F35)	100	02/98→07/04	←	04/98→		11.0441-5704.2 250034	ATE
<b>Bremsschlauch</b>							
1.2 16V (F35)	48	02/98→09/00	←	04/98→	2	24.5241-0396.3 331380	L= 398
1.6 (F35)	55	02/98→09/00	→	☐; 32000001→; für Fahrzeuge mit Scheibenbremse an der Hinterachse		24.5157-0218.3 331095	L= 219 L2= 185 mit Rohrleitung
1.6 16V (F35)	74	02/98→07/04	→	☐; 32000001→; für Fahrzeuge mit Scheibenbremse an der Hinterachse		24.5157-0219.3 331096	L= 219 L2= 185 mit Rohrleitung
↓							








	kw			 	! #		
<b>OPEL - ASTRA G Caravan (T98) 02/98→12/09</b>							
 <b>Bremsschlauch</b>							
1.2 16V (F35) 1.6 (F35) 1.6 16V (F35)	48 55 74	02/98→09/00 02/98→09/00 02/98→07/04	➔	04/98→; für Fahrzeuge mit Trommelbremse an der Hinterachse	2	24.5240-0220.3 330619	L= 220
			➔	04/98→; → 22999999; für Fahrzeuge mit Scheibenbremse an der Hinterachse	2	24.5241-0200.3 330620	L= 200
1.2 16V (F35) 1.4 16V (F35) 1.6 (F35) 1.6 (F35) 1.7 DTI 16V (F35)	55 66 62 76 55	09/00→07/04 06/98→07/04 09/00→07/04 12/02→07/09 02/00→07/04	←		2	24.5241-0396.3 331380	L= 398
			➔	☐; 32000001→; für Fahrzeuge mit Scheibenbremse an der Hinterachse		24.5157-0218.3 331095	L= 219 L2= 185 mit Rohrleitung
			➔	☐; 32000001→; für Fahrzeuge mit Scheibenbremse an der Hinterachse		24.5157-0219.3 331096	L= 219 L2= 185 mit Rohrleitung
			➔	für Fahrzeuge mit Trommelbremse an der Hinterachse	2	24.5240-0220.3 330619	L= 220
			➔	→ 22999999; für Fahrzeuge mit Scheibenbremse an der Hinterachse	2	24.5241-0200.3 330620	L= 200
1.4 (F35)	66	10/04→12/09	←	09/07→	2	24.5241-0396.3 331380	L= 398
			➔	☐; 09/07→; für Fahrzeuge mit Scheibenbremse an der Hinterachse		24.5157-0218.3 331095	L= 219 L2= 185 mit Rohrleitung
			➔	☐; 09/07→; für Fahrzeuge mit Scheibenbremse an der Hinterachse		24.5157-0219.3 331096	L= 219 L2= 185 mit Rohrleitung
			➔	09/07→; für Fahrzeuge mit Trommelbremse an der Hinterachse	2	24.5240-0220.3 330619	L= 220
1.6 CNG (F35)	71	03/03→07/04	←		2	24.5241-0396.3 331380	L= 398
			➔	☐; 32000001→		24.5157-0218.3 331095	L= 219 L2= 185 mit Rohrleitung
			➔	☐; 32000001→		24.5157-0219.3 331096	L= 219 L2= 185 mit Rohrleitung
			➔	für Fahrzeuge mit Trommelbremse an der Hinterachse	2	24.5240-0220.3 330619	L= 220
			➔	→ 22999999; für Fahrzeuge mit Scheibenbremse an der Hinterachse	2	24.5241-0200.3 330620	L= 200
1.7 CDTI (F35) 1.8 16V (F35) 2.0 DTI 16V (F35) 2.0 OPC (F35) 2.0 OPC (F35) 2.2 16V (F35) 2.2 DTI (F35) 2.2 DTI (F35)	59 92 74 141 147 108 86 92	04/03→07/09 09/00→07/04 08/99→07/04 09/02→07/04 11/02→07/04 03/01→07/04 09/02→07/04 09/02→07/04	←		2	24.5241-0396.3 331380	L= 398
			➔	☐; 32000001→		24.5157-0218.3 331095	L= 219 L2= 185 mit Rohrleitung
			➔	☐; 32000001→		24.5157-0219.3 331096	L= 219 L2= 185 mit Rohrleitung
			➔	→ 22999999	2	24.5241-0200.3 330620	L= 200
1.7 TD (F35)	50	02/98→08/00	←	04/98→	2	24.5241-0396.3 331380	L= 398
			➔	04/98→; für Fahrzeuge mit Trommelbremse an der Hinterachse	2	24.5240-0220.3 330619	L= 220
			➔	04/98→; für Fahrzeuge mit Scheibenbremse an der Hinterachse	2	24.5241-0200.3 330620	L= 200
1.8 16V (F35) 2.0 16V (F35) 2.0 DI (F35)	85 100 60	02/98→09/00 02/98→07/04 02/98→07/04	←	04/98→	2	24.5241-0396.3 331380	L= 398
			➔	☐; 32000001→		24.5157-0218.3 331095	L= 219 L2= 185 mit Rohrleitung
			➔	☐; 32000001→		24.5157-0219.3 331096	L= 219 L2= 185 mit Rohrleitung
			➔	04/98→; → 22999999	2	24.5241-0200.3 330620	L= 200
<b>OPEL - ASTRA G CC (T98) 02/98→12/09</b>							
 <b>Bremssattel</b>							
1.2 16V (F08, F48)	48	02/98→09/00	←	☐; 22000001→		24.3521-7001.5 240481	ATE Ø 52 - Halter
			←	☐; 22000001→		24.3521-7002.5 240482	ATE Ø 52 - Halter
1.2 16V (F08, F48)	55	09/00→01/05	←	☐; 22000001→		24.3521-7001.5 240481	ATE Ø 52 - Halter
			←	☐; 22000001→		24.3521-7002.5 240482	ATE Ø 52 - Halter
			➔	☐; 07/01→ 07/03		24.3344-1713.5 240812	TRW Ø 34 - Halter
			➔	☐; 07/01→ 07/03		24.3344-1714.5 240813	TRW Ø 34 - Halter
			➔	☐; 08/03→		24.3347-1711.5 240699	TRW Ø 34 - Halter
			➔	☐; 08/03→		24.3347-1712.5 240700	TRW Ø 34 - Halter
1.4 (F08, F48) ↓	66	09/07→12/09	←	☐		24.3521-7001.5 240481	ATE Ø 52 - Halter












	kw			 	! #			
<b>OPEL - ASTRA G CC (T98) 02/98→12/09</b>								
<b> Bremssattel</b>								
1.4 (F08, F48)	66	09/07→12/09	←			24.3521-7002.5	240482	ATE Ø 52 - Halter
			→			24.3347-1711.5	240699	TRW Ø 34 - Halter
			→			24.3347-1712.5	240700	TRW Ø 34 - Halter
1.4 16V (F08, F48) 1.6 16V (F08, F48)	66 74	02/98→01/05 02/98→01/05	←		04/98→	24.3521-7001.5	240481	ATE Ø 52 - Halter
			←		04/98→	24.3521-7002.5	240482	ATE Ø 52 - Halter
			→		07/01→ 07/03	24.3344-1713.5	240812	TRW Ø 34 - Halter
			→		07/01→ 07/03	24.3344-1714.5	240813	TRW Ø 34 - Halter
			→		08/03→	24.3347-1711.5	240699	TRW Ø 34 - Halter
			→		08/03→	24.3347-1712.5	240700	TRW Ø 34 - Halter
			→					
1.6 (F08, F48)	55	02/98→09/00	←		04/98→	24.3521-7001.5	240481	ATE Ø 52 - Halter
			←		04/98→	24.3521-7002.5	240482	ATE Ø 52 - Halter
			→		für Fahrzeuge mit Sportfahrwerk	24.3367-1707.5	240898	TRW Ø 36 - Halter
			→		für Fahrzeuge mit Sportfahrwerk	24.3367-1708.5	240899	TRW Ø 36 - Halter
1.6 (F08, F48)	62	09/00→01/05	←			24.3521-7001.5	240481	ATE Ø 52 - Halter
			←			24.3521-7002.5	240482	ATE Ø 52 - Halter
			→		07/01→ 07/03	24.3344-1713.5	240812	TRW Ø 34 - Halter
			→		07/01→ 07/03	24.3344-1714.5	240813	TRW Ø 34 - Halter
			→		08/03→; für Fahrzeuge ohne Sportfahrwerk	24.3347-1711.5	240699	TRW Ø 34 - Halter
			→		08/03→; für Fahrzeuge ohne Sportfahrwerk	24.3347-1712.5	240700	TRW Ø 34 - Halter
			→		08/03→; für Fahrzeuge mit Sportfahrwerk	24.3367-1707.5	240898	TRW Ø 36 - Halter
			→		08/03→; für Fahrzeuge mit Sportfahrwerk	24.3367-1708.5	240899	TRW Ø 36 - Halter
			→					
1.6 (F08, F48)	76	12/02→12/09	←			24.3521-7001.5	240481	ATE Ø 52 - Halter
			←			24.3521-7002.5	240482	ATE Ø 52 - Halter
			→		→ 07/03	24.3344-1713.5	240812	TRW Ø 34 - Halter
			→		→ 07/03	24.3344-1714.5	240813	TRW Ø 34 - Halter
			→		08/03→; für Fahrzeuge ohne Sportfahrwerk	24.3347-1711.5	240699	TRW Ø 34 - Halter
			→		08/03→; für Fahrzeuge ohne Sportfahrwerk	24.3347-1712.5	240700	TRW Ø 34 - Halter
			→		08/03→; für Fahrzeuge mit Sportfahrwerk	24.3367-1707.5	240898	TRW Ø 36 - Halter
			→		08/03→; für Fahrzeuge mit Sportfahrwerk	24.3367-1708.5	240899	TRW Ø 36 - Halter
1.6 LPG (F08, F48)	74	03/98→01/05	→		→ 07/03	24.3344-1713.5	240812	TRW Ø 34 - Halter
			→		06/02→ 07/03	24.3344-1714.5	240813	TRW Ø 34 - Halter
			→		für Fahrzeuge ohne Sportfahrwerk	24.3347-1711.5	240699	TRW Ø 34 - Halter
			→		für Fahrzeuge ohne Sportfahrwerk	24.3347-1712.5	240700	TRW Ø 34 - Halter
			→		08/03→; für Fahrzeuge mit Sportfahrwerk	24.3367-1707.5	240898	TRW Ø 36 - Halter
			→		08/03→; für Fahrzeuge mit Sportfahrwerk	24.3367-1708.5	240899	TRW Ø 36 - Halter
1.7 CDTI (F08, F48)	59	04/03→12/09	←			24.3521-7001.5	240481	ATE Ø 52 - Halter
			←			24.3521-7002.5	240482	ATE Ø 52 - Halter
			→		→ 07/03	24.3344-1713.5	240812	TRW Ø 34 - Halter
			→		→ 07/03	24.3344-1714.5	240813	TRW Ø 34 - Halter
			→		08/03→	24.3347-1711.5	240699	TRW Ø 34 - Halter
			→		08/03→	24.3347-1712.5	240700	TRW Ø 34 - Halter
1.7 DTI 16V (F08, F48)	55	02/00→01/05	←			24.3521-7001.5	240481	ATE Ø 52 - Halter
			←			24.3521-7002.5	240482	ATE Ø 52 - Halter
			→		07/01→ 07/03	24.3344-1713.5	240812	TRW Ø 34 - Halter
			→		07/01→ 07/03	24.3344-1714.5	240813	TRW Ø 34 - Halter
			→		08/03→	24.3347-1711.5	240699	TRW Ø 34 - Halter
			→		08/03→	24.3347-1712.5	240700	TRW Ø 34 - Halter
1.7 TD (F08, F48) ↓	50	02/98→08/00	←		04/98→	24.3521-7001.5	240481	ATE Ø 52 - Halter

	kw			 	! #		
<b>PEL - ASTRA G CC (T98) 02/98→12/09</b>							
<b> Bremssattel</b>							
1.7 TD (F08, F48)	50	02/98→08/00	←	☐; 04/98→		24.3521-7002.5 240482	ATE Ø 52 - Halter
1.8 16V (F08, F48)	85	02/98→09/00	←	☐; 04/98→; - ABS		24.3521-7001.5 240481	ATE Ø 52 - Halter
			←	☐; 04/98→; - ABS		24.3521-7002.5 240482	ATE Ø 52 - Halter
			←	☐; 04/98→; + ABS		24.3571-9823.5 240499	ATE Ø 57 - Halter
			←	☐; 04/98→; + ABS		24.3571-9824.5 240500	ATE Ø 57 - Halter
1.8 16V (F08, F48)	92	09/00→01/05	←	☐; - ABS		24.3521-7001.5 240481	ATE Ø 52 - Halter
			←	☐; - ABS		24.3521-7002.5 240482	ATE Ø 52 - Halter
			←	☐; + ABS		24.3571-9823.5 240499	ATE Ø 57 - Halter
			←	☐; + ABS		24.3571-9824.5 240500	ATE Ø 57 - Halter
			→	☐; 07/01→ 07/03		24.3344-1713.5 240812	TRW Ø 34 - Halter
			→	☐; 07/01→ 07/03		24.3344-1714.5 240813	TRW Ø 34 - Halter
			→	☐; 08/03→		24.3347-1711.5 240699	TRW Ø 34 - Halter
			→	☐; 08/03→		24.3347-1712.5 240700	TRW Ø 34 - Halter
2.0 16V (F08, F48)	100	02/98→01/05	←	☐; 04/98→		24.3571-9823.5 240499	ATE Ø 57 - Halter
			←	☐; 04/98→		24.3571-9824.5 240500	ATE Ø 57 - Halter
2.0 16V OPC (F08, F48)	118	11/99→09/02	←	☐		24.3571-9823.5 240499	ATE Ø 57 - Halter
			←	☐		24.3571-9824.5 240500	ATE Ø 57 - Halter
			→	☐; 07/01→		24.3384-1753.5 240824	TRW Ø 38 - Halter
			→	☐; 07/01→		24.3384-1754.5 240825	TRW Ø 38 - Halter
2.0 DI (F08, F48)	60	02/98→01/05	←	☐; 04/98→; - ABS		24.3521-7001.5 240481	ATE Ø 52 - Halter
			←	☐; 04/98→; - ABS		24.3521-7002.5 240482	ATE Ø 52 - Halter
			←	☐; 04/98→; + ABS		24.3571-9823.5 240499	ATE Ø 57 - Halter
			←	☐; 04/98→; + ABS		24.3571-9824.5 240500	ATE Ø 57 - Halter
			→	☐; 07/01→ 07/03		24.3344-1713.5 240812	TRW Ø 34 - Halter
			→	☐; 07/01→ 07/03		24.3344-1714.5 240813	TRW Ø 34 - Halter
			→	☐; 08/03→		24.3347-1711.5 240699	TRW Ø 34 - Halter
			→	☐; 08/03→		24.3347-1712.5 240700	TRW Ø 34 - Halter
2.0 DTI 16V (F08, F48)	74	08/99→01/05	←	☐		24.3571-9823.5 240499	ATE Ø 57 - Halter
			←	☐		24.3571-9824.5 240500	ATE Ø 57 - Halter
			→	☐; 07/01→		24.3367-1713.5 240900	TRW Ø 36 - Halter
			→	☐; 07/01→		24.3367-1714.5 240901	TRW Ø 36 - Halter
2.0 OPC (F08, F48) 2.0 OPC (F08, F48)	141 147	09/02→01/05 11/02→01/05	←	☐		24.3571-9823.5 240499	ATE Ø 57 - Halter
			←	☐		24.3571-9824.5 240500	ATE Ø 57 - Halter
			→	☐		24.3384-1753.5 240824	TRW Ø 38 - Halter
			→	☐		24.3384-1754.5 240825	TRW Ø 38 - Halter
2.2 16V (F08, F48)	108	06/00→01/05	←	☐; 09/00→		24.3571-9823.5 240499	ATE Ø 57 - Halter
			←	☐; 09/00→		24.3571-9824.5 240500	ATE Ø 57 - Halter
			→	☐; 07/01→		24.3367-1713.5 240900	TRW Ø 36 - Halter
			→	☐; 07/01→		24.3367-1714.5 240901	TRW Ø 36 - Halter
2.2 DTI (F08, F48)	86	09/02→01/05	←	☐		24.3571-9823.5 240499	ATE Ø 57 - Halter
			←	☐		24.3571-9824.5 240500	ATE Ø 57 - Halter
			→	☐		24.3367-1713.5 240900	TRW Ø 36 - Halter
			→	☐		24.3384-1753.5 240824	TRW Ø 38 - Halter
			→	☐		24.3367-1714.5 240901	TRW Ø 36 - Halter
2.2 DTI (F08, F48)	92	09/02→01/05	←	☐		24.3571-9823.5 240499	ATE Ø 57 - Halter
			←	☐		24.3571-9824.5 240500	ATE Ø 57 - Halter
			→	☐		24.3367-1713.5 240900	TRW Ø 36 - Halter
			→	☐		24.3367-1714.5 240901	TRW Ø 36 - Halter
<b>Halter, Bremssattel</b>							
2.0 16V OPC (F08, F48) 2.0 OPC (F08, F48) 2.0 OPC (F08, F48) ↓	118 141 147	11/99→09/02 09/02→01/05 11/02→01/05	←			11.8170-0758.1 260120	ATE










	kW			 	! #		
<b>OPEL - ASTRA G CC (T98) 02/98→12/09</b>							
<b>Feder, Bremssattel</b>							
1.2 16V (F08, F48)	48	02/98→09/00		22000001→	2	11.8116-0292.1 390521	ATE
1.2 16V (F08, F48)	55	09/00→01/05					
1.4 (F08, F48)	66	09/07→12/09			2	11.8116-0292.1 390521	ATE
1.6 (F08, F48)	62	09/00→01/05					
1.6 (F08, F48)	76	12/02→12/09					
1.7 CDTI (F08, F48)	59	04/03→12/09					
1.7 DTI 16V (F08, F48)	55	02/00→01/05					
1.4 16V (F08, F48)	66	02/98→01/05		04/98→	2	11.8116-0292.1 390521	ATE
1.6 (F08, F48)	55	02/98→09/00					
1.6 16V (F08, F48)	74	02/98→01/05					
1.7 TD (F08, F48)	50	02/98→08/00					
1.8 16V (F08, F48)	85	02/98→09/00		04/98→; - ABS	2	11.8116-0292.1 390521	ATE
2.0 DI (F08, F48)	60	02/98→01/05	←	04/98→; + ABS	2	11.8116-0292.1 390521	ATE
1.8 16V (F08, F48)	92	09/00→01/05		- ABS	2	11.8116-0292.1 390521	ATE
			←	+ ABS	2	11.8116-0292.1 390521	ATE
2.0 16V (F08, F48)	100	02/98→01/05	←	04/98→	2	11.8116-0292.1 390521	ATE
2.0 16V OPC (F08, F48)	118	11/99→09/02	←		2	11.8116-0292.1 390521	ATE
2.0 DTI 16V (F08, F48)	74	08/99→01/05					
2.0 OPC (F08, F48)	141	09/02→01/05					
2.0 OPC (F08, F48)	147	11/02→01/05					
2.2 DTI (F08, F48)	86	09/02→01/05					
2.2 DTI (F08, F48)	92	09/02→01/05					
2.2 16V (F08, F48)	108	06/00→01/05	←	09/00→	2	11.8116-0292.1 390521	ATE
<b>Führungshülzensatz, Bremssattel</b>							
1.2 16V (F08, F48)	48	02/98→09/00	←	22000001→		11.0101-5407.2 260011	ATE
			←	04/98→; → 18999999; für Fahrzeuge mit Trommelbremse an der Hinterachse		11.0101-5407.2 260011	ATE
1.2 16V (F08, F48)	55	09/00→01/05	←	22000001→		11.0101-5407.2 260011	ATE
			←	→ 18999999; für Fahrzeuge mit Trommelbremse an der Hinterachse		11.0101-5407.2 260011	ATE
1.4 (F08, F48)	66	09/07→12/09	←			11.0101-5407.2 260011	ATE
1.6 (F08, F48)	62	09/00→01/05					
1.6 (F08, F48)	76	12/02→12/09					
1.7 CDTI (F08, F48)	59	04/03→12/09					
1.7 DTI 16V (F08, F48)	55	02/00→01/05					
1.8 16V (F08, F48)	92	09/00→01/05					
2.0 16V OPC (F08, F48)	118	11/99→09/02					
2.0 DTI 16V (F08, F48)	74	08/99→01/05					
2.0 OPC (F08, F48)	141	09/02→01/05					
2.0 OPC (F08, F48)	147	11/02→01/05					
2.2 DTI (F08, F48)	86	09/02→01/05					
2.2 DTI (F08, F48)	92	09/02→01/05					
1.4 16V (F08, F48)	66	02/98→01/05	←	04/98→		11.0101-5407.2 260011	ATE
1.6 (F08, F48)	55	02/98→09/00					
1.6 16V (F08, F48)	74	02/98→01/05					
1.7 TD (F08, F48)	50	02/98→08/00					
1.8 16V (F08, F48)	85	02/98→09/00					
2.0 16V (F08, F48)	100	02/98→01/05					
2.0 DI (F08, F48)	60	02/98→01/05					
2.2 16V (F08, F48)	108	06/00→01/05	←	09/00→		11.0101-5407.2 260011	ATE
<b>Führungsbolzen, Bremssattel</b>							
1.2 16V (F08, F48)	48	02/98→09/00	←	22000001→		11.8171-0008.1 990049	ATE
			←	04/98→; → 18999999; für Fahrzeuge mit Trommelbremse an der Hinterachse		11.8171-0008.1 990049	ATE
1.2 16V (F08, F48)	55	09/00→01/05	←	22000001→		11.8171-0008.1 990049	ATE
			←	→ 18999999; für Fahrzeuge mit Trommelbremse an der Hinterachse		11.8171-0008.1 990049	ATE
1.4 (F08, F48)	66	09/07→12/09	←			11.8171-0008.1 990049	ATE
1.6 (F08, F48)	62	09/00→01/05					
1.6 (F08, F48)	76	12/02→12/09					
1.7 CDTI (F08, F48)	59	04/03→12/09					
1.7 DTI 16V (F08, F48)	55	02/00→01/05					
1.8 16V (F08, F48)	92	09/00→01/05					
2.0 DTI 16V (F08, F48)	74	08/99→01/05					
2.2 DTI (F08, F48)	86	09/02→01/05					
2.2 DTI (F08, F48)	92	09/02→01/05					
1.4 16V (F08, F48)	66	02/98→01/05	←	04/98→		11.8171-0008.1 990049	ATE
1.6 (F08, F48)	55	02/98→09/00					
1.6 16V (F08, F48)	74	02/98→01/05					
↓							

	kw			 	! #		
<b>OPEL - ASTRA G CC (T98) 02/98→12/09</b>							
<b>Führungsbolzen, Bremsattel</b>							
1.7 TD (F08, F48)	50	02/98→08/00	←	04/98→		11.8171-0008.1 990049	ATE
1.8 16V (F08, F48)	85	02/98→09/00					
2.0 16V (F08, F48)	100	02/98→01/05					
2.0 DI (F08, F48)	60	02/98→01/05					
2.0 16V OPC (F08, F48)	118	11/99→09/02				11.8171-0008.1 990049	ATE
2.0 OPC (F08, F48)	141	09/02→01/05					
2.0 OPC (F08, F48)	147	11/02→01/05					
2.2 16V (F08, F48)	108	06/00→01/05	←	09/00→		11.8171-0008.1 990049	ATE
<b>Dichtungssatz, Bremsattel</b>							
1.8 16V (F08, F48)	85	02/98→09/00	←	04/98→; + ABS		11.0441-5704.2 250034	ATE
2.0 DI (F08, F48)	60	02/98→01/05					
1.8 16V (F08, F48)	92	09/00→01/05	←	+ ABS		11.0441-5704.2 250034	ATE
2.0 16V (F08, F48)	100	02/98→01/05	←	04/98→		11.0441-5704.2 250034	ATE
2.0 16V OPC (F08, F48)	118	11/99→09/02	←			11.0441-5704.2 250034	ATE
2.0 DTI 16V (F08, F48)	74	08/99→01/05					
2.0 OPC (F08, F48)	141	09/02→01/05					
2.0 OPC (F08, F48)	147	11/02→01/05					
2.2 DTI (F08, F48)	86	09/02→01/05					
2.2 DTI (F08, F48)	92	09/02→01/05					
2.2 16V (F08, F48)	108	06/00→01/05	←	09/00→		11.0441-5704.2 250034	ATE
<b>Bremsschlauch</b>							
1.2 16V (F08, F48)	48	02/98→09/00	←	04/98→	2	24.5241-0396.3 331380	L= 398
1.4 16V (F08, F48)	66	02/98→01/05					
1.6 (F08, F48)	55	02/98→09/00	→	☐; 32000001→; für Fahrzeuge mit Scheibenbremse an der Hinterachse		24.5157-0218.3 331095	L= 219 L2= 185 mit Rohrleitung
1.6 16V (F08, F48)	74	02/98→01/05	→	☐; 32000001→; für Fahrzeuge mit Scheibenbremse an der Hinterachse		24.5157-0219.3 331096	L= 219 L2= 185 mit Rohrleitung
			→	04/98→; für Fahrzeuge mit Trommelbremse an der Hinterachse	2	24.5240-0220.3 330619	L= 220
			→	04/98→; → 22999999; für Fahrzeuge mit Scheibenbremse an der Hinterachse	2	24.5241-0200.3 330620	L= 200
1.2 16V (F08, F48)	55	09/00→01/05	←		2	24.5241-0396.3 331380	L= 398
1.4 (F08, F48)	66	09/07→12/09					
1.6 (F08, F48)	62	09/00→01/05	→	☐; 32000001→; für Fahrzeuge mit Scheibenbremse an der Hinterachse		24.5157-0218.3 331095	L= 219 L2= 185 mit Rohrleitung
1.6 (F08, F48)	76	12/02→12/09					
1.7 DTI 16V (F08, F48)	55	02/00→01/05	→	☐; 32000001→; für Fahrzeuge mit Scheibenbremse an der Hinterachse		24.5157-0219.3 331096	L= 219 L2= 185 mit Rohrleitung
			→	für Fahrzeuge mit Trommelbremse an der Hinterachse	2	24.5240-0220.3 330619	L= 220
			→	→ 22999999; für Fahrzeuge mit Scheibenbremse an der Hinterachse	2	24.5241-0200.3 330620	L= 200
1.7 CDTI (F08, F48)	59	04/03→12/09	←		2	24.5241-0396.3 331380	L= 398
1.8 16V (F08, F48)	92	09/00→01/05					
2.0 16V OPC (F08, F48)	118	11/99→09/02	→	☐; 32000001→		24.5157-0218.3 331095	L= 219 L2= 185 mit Rohrleitung
2.0 DTI 16V (F08, F48)	74	08/99→01/05	→	☐; 32000001→		24.5157-0219.3 331096	L= 219 L2= 185 mit Rohrleitung
2.0 OPC (F08, F48)	141	09/02→01/05					
2.0 OPC (F08, F48)	147	11/02→01/05	→	→ 22999999	2	24.5241-0200.3 330620	L= 200
2.2 DTI (F08, F48)	86	09/02→01/05					
2.2 DTI (F08, F48)	92	09/02→01/05					
1.7 TD (F08, F48)	50	02/98→08/00	←	04/98→	2	24.5241-0396.3 331380	L= 398
			→	04/98→; für Fahrzeuge mit Trommelbremse an der Hinterachse	2	24.5240-0220.3 330619	L= 220
			→	04/98→; für Fahrzeuge mit Scheibenbremse an der Hinterachse	2	24.5241-0200.3 330620	L= 200
1.8 16V (F08, F48)	85	02/98→09/00	←	04/98→	2	24.5241-0396.3 331380	L= 398
2.0 16V (F08, F48)	100	02/98→01/05	→	☐; 32000001→		24.5157-0218.3 331095	L= 219 L2= 185 mit Rohrleitung
2.0 DI (F08, F48)	60	02/98→01/05	→	☐; 32000001→		24.5157-0219.3 331096	L= 219 L2= 185 mit Rohrleitung
			→	04/98→; → 22999999	2	24.5241-0200.3 330620	L= 200
2.2 16V (F08, F48)	108	06/00→01/05	←	09/00→	2	24.5241-0396.3 331380	L= 398
			→	☐; 32000001→		24.5157-0218.3 331095	L= 219 L2= 185 mit Rohrleitung
			→	☐; 32000001→		24.5157-0219.3 331096	L= 219 L2= 185 mit Rohrleitung
			→	09/00→; → 22999999	2	24.5241-0200.3 330620	L= 200












	kw					! #			
<b>OPEL - ASTRA G Coupe (T98) 03/00→05/05</b>									
<b> Bremssattel</b>									
1.6 16V (F07)	74	03/00→05/05	←	☐			24.3521-7001.5	240481	ATE Ø 52 - Halter
1.6 16V (F07)	76	03/00→05/05	←	☐			24.3521-7002.5	240482	ATE Ø 52 - Halter
			→	☐; 07/01→ 07/03			24.3344-1713.5	240812	TRW Ø 34 - Halter
			→	☐; 07/01→ 07/03			24.3344-1714.5	240813	TRW Ø 34 - Halter
			→	☐; 08/03→			24.3347-1711.5	240699	TRW Ø 34 - Halter
			→	☐; 08/03→			24.3347-1712.5	240700	TRW Ø 34 - Halter
1.8 16V (F07)	85	03/00→10/00	←	☐			24.3571-9823.5	240499	ATE Ø 57 - Halter
			←	☐			24.3571-9824.5	240500	ATE Ø 57 - Halter
1.8 16V (F07)	92	09/00→05/05	←	☐			24.3571-9823.5	240499	ATE Ø 57 - Halter
2.0 16V Turbo (F07)	140	09/00→08/01	←	☐			24.3571-9824.5	240500	ATE Ø 57 - Halter
2.2 16V (F07)	108	09/00→05/05	→	☐; 07/01→			24.3384-1753.5	240824	TRW Ø 38 - Halter
			→	☐; 07/01→			24.3384-1754.5	240825	TRW Ø 38 - Halter
2.0 16V Turbo (F07)	141	08/01→05/05	←	☐			24.3571-9823.5	240499	ATE Ø 57 - Halter
2.0 16V Turbo (F07)	147	11/02→05/05	←	☐			24.3571-9824.5	240500	ATE Ø 57 - Halter
2.2 DTI (F07)	92	09/02→05/05	→	☐			24.3384-1753.5	240824	TRW Ø 38 - Halter
			→	☐			24.3384-1754.5	240825	TRW Ø 38 - Halter
<b>Halter, Bremssattel</b>									
2.0 16V Turbo (F07)	147	11/02→05/05	←				11.8170-0758.1	260120	ATE
<b>Feder, Bremssattel</b>									
1.6 16V (F07)	74	03/00→05/05				2	11.8116-0292.1	390521	ATE
1.6 16V (F07)	76	03/00→05/05							
1.8 16V (F07)	85	03/00→10/00	←			2	11.8116-0292.1	390521	ATE
1.8 16V (F07)	92	09/00→05/05							
2.0 16V Turbo (F07)	140	09/00→08/01							
2.0 16V Turbo (F07)	141	08/01→05/05							
2.0 16V Turbo (F07)	147	11/02→05/05							
2.2 16V (F07)	108	09/00→05/05							
2.2 DTI (F07)	92	09/02→05/05							
<b>Führungshülzensatz, Bremssattel</b>									
1.6 16V (F07)	74	03/00→05/05	←				11.0101-5407.2	260011	ATE
1.6 16V (F07)	76	03/00→05/05							
1.8 16V (F07)	85	03/00→10/00							
1.8 16V (F07)	92	09/00→05/05							
2.0 16V Turbo (F07)	140	09/00→08/01							
2.0 16V Turbo (F07)	141	08/01→05/05							
2.0 16V Turbo (F07)	147	11/02→05/05							
2.2 16V (F07)	108	09/00→05/05							
2.2 DTI (F07)	92	09/02→05/05							
<b>Führungsbolzen, Bremssattel</b>									
1.6 16V (F07)	74	03/00→05/05	←				11.8171-0008.1	990049	ATE
1.6 16V (F07)	76	03/00→05/05							
1.8 16V (F07)	85	03/00→10/00							
1.8 16V (F07)	92	09/00→05/05							
2.0 16V Turbo (F07)	140	09/00→08/01							
2.0 16V Turbo (F07)	141	08/01→05/05							
2.2 16V (F07)	108	09/00→05/05							
2.2 DTI (F07)	92	09/02→05/05							
2.0 16V Turbo (F07)	147	11/02→05/05					11.8171-0008.1	990049	ATE
<b>Dichtungssatz, Bremssattel</b>									
1.8 16V (F07)	85	03/00→10/00	←				11.0441-5704.2	250034	ATE
1.8 16V (F07)	92	09/00→05/05							
2.0 16V Turbo (F07)	140	09/00→08/01							
2.0 16V Turbo (F07)	141	08/01→05/05							
2.0 16V Turbo (F07)	147	11/02→05/05							
2.2 16V (F07)	108	09/00→05/05							
2.2 DTI (F07)	92	09/02→05/05							
<b> Bremsschlauch</b>									
1.6 16V (F07)	74	03/00→05/05	←			2	24.5241-0396.3	331380	L= 398
1.6 16V (F07)	76	03/00→05/05	→	☐; 32000001→;	für Fahrzeuge mit Scheibenbremse an der Hinterachse		24.5157-0218.3	331095	L= 219 L2= 185 mit Rohrleitung
			→	☐; 32000001→;	für Fahrzeuge mit Scheibenbremse an der Hinterachse		24.5157-0219.3	331096	L= 219 L2= 185 mit Rohrleitung
↓									


















	kw			 	! #		
<b>OPEL - ASTRA G Coupe (T98) 03/00→05/05</b>							
 <b>Bremsschlauch</b>							
1.6 16V (F07)	74	03/00→05/05	➔	für Fahrzeuge mit Trommelbremse an der Hinterachse	2	24.5240-0220.3 330619	L= 220
1.6 16V (F07)	76	03/00→05/05	➔	→ 22999999; für Fahrzeuge mit Scheibenbremse an der Hinterachse	2	24.5241-0200.3 330620	L= 200
1.8 16V (F07)	85	03/00→10/00	➔		2	24.5241-0396.3 331380	L= 398
1.8 16V (F07)	92	09/00→05/05	➔				
2.0 16V Turbo (F07)	140	09/00→08/01	➔	☐; 32000001→		24.5157-0218.3 331095	L= 219 L2= 185 mit Rohrleitung
2.0 16V Turbo (F07)	141	08/01→05/05	➔	☐; 32000001→		24.5157-0219.3 331096	L= 219 L2= 185 mit Rohrleitung
2.0 16V Turbo (F07)	147	11/02→05/05	➔				
2.2 16V (F07)	108	09/00→05/05	➔	→ 22999999	2	24.5241-0200.3 330620	L= 200
2.2 DTI (F07)	92	09/02→05/05	➔				
<b>OPEL - ASTRA G Kasten (F70) 01/99→04/05</b>							
 <b>Bremssattel</b>							
1.6 (F70)	55	01/99→09/00	➔	☐		24.3521-7001.5 240481	ATE Ø 52 - Halter
			➔	☐		24.3521-7002.5 240482	ATE Ø 52 - Halter
			➔	☐; für Fahrzeuge mit Sportfahrwerk		24.3367-1707.5 240898	TRW Ø 36 - Halter
			➔	☐; für Fahrzeuge mit Sportfahrwerk		24.3367-1708.5 240899	TRW Ø 36 - Halter
1.6 (F70)	62	09/00→04/05	➔	☐		24.3521-7001.5 240481	ATE Ø 52 - Halter
			➔	☐		24.3521-7002.5 240482	ATE Ø 52 - Halter
			➔	☐; 07/01→ 07/03		24.3344-1713.5 240812	TRW Ø 34 - Halter
			➔	☐; 07/01→ 07/03		24.3344-1714.5 240813	TRW Ø 34 - Halter
			➔	☐; 08/03→; für Fahrzeuge ohne Sportfahrwerk		24.3347-1711.5 240699	TRW Ø 34 - Halter
			➔	☐; 08/03→; für Fahrzeuge ohne Sportfahrwerk		24.3347-1712.5 240700	TRW Ø 34 - Halter
			➔	☐; 08/03→; für Fahrzeuge mit Sportfahrwerk		24.3367-1707.5 240898	TRW Ø 36 - Halter
			➔	☐; 08/03→; für Fahrzeuge mit Sportfahrwerk		24.3367-1708.5 240899	TRW Ø 36 - Halter
1.6 (F70)	76	10/04→04/05	➔	☐		24.3521-7001.5 240481	ATE Ø 52 - Halter
			➔	☐		24.3521-7002.5 240482	ATE Ø 52 - Halter
			➔	☐		24.3347-1711.5 240699	TRW Ø 34 - Halter
			➔	☐		24.3347-1712.5 240700	TRW Ø 34 - Halter
1.7 DTI 16V (F70)	55	02/00→04/05	➔	☐		24.3521-7001.5 240481	ATE Ø 52 - Halter
			➔	☐		24.3521-7002.5 240482	ATE Ø 52 - Halter
			➔	☐; 07/01→ 07/03		24.3344-1713.5 240812	TRW Ø 34 - Halter
			➔	☐; 07/01→ 07/03		24.3344-1714.5 240813	TRW Ø 34 - Halter
			➔	☐; 08/03→		24.3347-1711.5 240699	TRW Ø 34 - Halter
			➔	☐; 08/03→		24.3347-1712.5 240700	TRW Ø 34 - Halter
1.7 TD (F70)	50	01/99→04/05	➔	☐		24.3521-7001.5 240481	ATE Ø 52 - Halter
			➔	☐		24.3521-7002.5 240482	ATE Ø 52 - Halter
2.0 DI (F70)	60	01/99→04/05	➔	☐; - ABS		24.3521-7001.5 240481	ATE Ø 52 - Halter
			➔	☐; - ABS		24.3521-7002.5 240482	ATE Ø 52 - Halter
			➔	☐; + ABS		24.3571-9823.5 240499	ATE Ø 57 - Halter
			➔	☐; + ABS		24.3571-9824.5 240500	ATE Ø 57 - Halter
			➔	☐; 07/01→ 07/03		24.3344-1713.5 240812	TRW Ø 34 - Halter
			➔	☐; 07/01→ 07/03		24.3344-1714.5 240813	TRW Ø 34 - Halter
			➔	☐; 08/03→		24.3347-1711.5 240699	TRW Ø 34 - Halter
			➔	☐; 08/03→		24.3347-1712.5 240700	TRW Ø 34 - Halter
<b>Feder, Bremssattel</b>							
1.6 (F70)	55	01/99→09/00			2	11.8116-0292.1 390521	ATE
1.6 (F70)	62	09/00→04/05					
1.6 (F70)	76	10/04→04/05					
1.7 DTI 16V (F70)	55	02/00→04/05					
1.7 TD (F70)	50	01/99→04/05					
2.0 DI (F70)	60	01/99→04/05	➔	- ABS	2	11.8116-0292.1 390521	ATE
			➔	+ ABS	2	11.8116-0292.1 390521	ATE
↓							



















	kw			 	! #		
<b>OPEL - ASTRA G Kasten (F70) 01/99→04/05</b>							
<b>Führungshülzensatz, Bremssattel</b>							
1.6 (F70)	55	01/99→09/00	←			11.0101-5407.2 260011	ATE
1.6 (F70)	62	09/00→04/05					
1.6 (F70)	76	10/04→04/05					
1.7 DTI 16V (F70)	55	02/00→04/05					
1.7 TD (F70)	50	01/99→04/05					
2.0 DI (F70)	60	01/99→04/05					
<b>Führungsbolzen, Bremssattel</b>							
1.6 (F70)	55	01/99→09/00	←			11.8171-0008.1 990049	ATE
1.6 (F70)	62	09/00→04/05					
1.6 (F70)	76	10/04→04/05					
1.7 DTI 16V (F70)	55	02/00→04/05					
1.7 TD (F70)	50	01/99→04/05					
2.0 DI (F70)	60	01/99→04/05					
<b>Dichtungssatz, Bremssattel</b>							
2.0 DI (F70)	60	01/99→04/05	←	+ ABS		11.0441-5704.2 250034	ATE
<b> Bremsschlauch</b>							
1.6 (F70)	55	01/99→09/00	←		2	24.5241-0396.3 331380	L= 398
1.6 (F70)	62	09/00→04/05					
1.6 (F70)	76	10/04→04/05	→	☐; 32000001→; für Fahrzeuge mit Scheibenbremse an der Hinterachse		24.5157-0218.3 331095	L= 219 L2= 185 mit Rohrleitung
1.7 DTI 16V (F70)	55	02/00→04/05	→	☐; 32000001→; für Fahrzeuge mit Scheibenbremse an der Hinterachse		24.5157-0219.3 331096	L= 219 L2= 185 mit Rohrleitung
			→	für Fahrzeuge mit Trommelbremse an der Hinterachse	2	24.5240-0220.3 330619	L= 220
			→	→ 22999999; für Fahrzeuge mit Scheibenbremse an der Hinterachse	2	24.5241-0200.3 330620	L= 200
1.7 TD (F70)	50	01/99→04/05	←		2	24.5241-0396.3 331380	L= 398
			→	für Fahrzeuge mit Trommelbremse an der Hinterachse	2	24.5240-0220.3 330619	L= 220
			→	für Fahrzeuge mit Scheibenbremse an der Hinterachse	2	24.5241-0200.3 330620	L= 200
2.0 DI (F70)	60	01/99→04/05	←		2	24.5241-0396.3 331380	L= 398
			→	☐; 32000001→		24.5157-0218.3 331095	L= 219 L2= 185 mit Rohrleitung
			→	☐; 32000001→		24.5157-0219.3 331096	L= 219 L2= 185 mit Rohrleitung
			→	→ 22999999	2	24.5241-0200.3 330620	L= 200
<b>OPEL - ASTRA G Stufenheck (T98) 09/98→12/09</b>							
<b> Bremssattel</b>							
1.2 16V (F69)	48	09/98→09/00	←	☐; 22000001→		24.3521-7001.5 240481	ATE Ø 52 - Halter
			←	☐; 22000001→		24.3521-7002.5 240482	ATE Ø 52 - Halter
1.2 16V (F69)	55	09/00→01/05	←	☐; 22000001→		24.3521-7001.5 240481	ATE Ø 52 - Halter
			←	☐; 22000001→		24.3521-7002.5 240482	ATE Ø 52 - Halter
			→	☐; 07/01→ 07/03		24.3344-1713.5 240812	TRW Ø 34 - Halter
			→	☐; 07/01→ 07/03		24.3344-1714.5 240813	TRW Ø 34 - Halter
			→	☐; 08/03→		24.3347-1711.5 240699	TRW Ø 34 - Halter
			→	☐; 08/03→		24.3347-1712.5 240700	TRW Ø 34 - Halter
1.4 (F69)	66	09/07→12/09	←	☐		24.3521-7001.5 240481	ATE Ø 52 - Halter
			←	☐		24.3521-7002.5 240482	ATE Ø 52 - Halter
			→	☐		24.3347-1711.5 240699	TRW Ø 34 - Halter
			→	☐		24.3347-1712.5 240700	TRW Ø 34 - Halter
1.4 16V (F69)	66	09/98→01/05	←	☐		24.3521-7001.5 240481	ATE Ø 52 - Halter
1.6 16V (F69)	74	09/98→01/05	←	☐		24.3521-7002.5 240482	ATE Ø 52 - Halter
1.7 DTI 16V (F69)	55	02/00→01/05	←	☐		24.3521-7002.5 240482	ATE Ø 52 - Halter
			→	☐; 07/01→ 07/03		24.3344-1713.5 240812	TRW Ø 34 - Halter
			→	☐; 07/01→ 07/03		24.3344-1714.5 240813	TRW Ø 34 - Halter
			→	☐; 08/03→		24.3347-1711.5 240699	TRW Ø 34 - Halter
			→	☐; 08/03→		24.3347-1712.5 240700	TRW Ø 34 - Halter
1.6 (F69)	55	09/98→09/00	←	☐		24.3521-7001.5 240481	ATE Ø 52 - Halter
			←	☐		24.3521-7002.5 240482	ATE Ø 52 - Halter
			→	☐; für Fahrzeuge mit Sportfahrwerk		24.3367-1707.5 240898	TRW Ø 36 - Halter








	kw			 	! #		
<b>OPEL - ASTRA G Stufenheck (T98) 09/98→12/09</b>							
 <b>Bremssattel</b>							
1.6 (F69)	55	09/98→09/00	➔	☐; für Fahrzeuge mit Sportfahrwerk		24.3367-1708.5 240899	TRW Ø 36 - Halter
1.6 (F69)	62	09/00→01/05	←	☐		24.3521-7001.5 240481	ATE Ø 52 - Halter
			←	☐		24.3521-7002.5 240482	ATE Ø 52 - Halter
			➔	☐; 07/01→ 07/03		24.3344-1713.5 240812	TRW Ø 34 - Halter
			➔	☐; 07/01→ 07/03		24.3344-1714.5 240813	TRW Ø 34 - Halter
			➔	☐; 08/03→; für Fahrzeuge ohne Sportfahrwerk		24.3347-1711.5 240699	TRW Ø 34 - Halter
			➔	☐; 08/03→; für Fahrzeuge ohne Sportfahrwerk		24.3347-1712.5 240700	TRW Ø 34 - Halter
			➔	☐; 08/03→; für Fahrzeuge mit Sportfahrwerk		24.3367-1707.5 240898	TRW Ø 36 - Halter
			➔	☐; 08/03→; für Fahrzeuge mit Sportfahrwerk		24.3367-1708.5 240899	TRW Ø 36 - Halter
1.6 (F69)	76	12/02→12/09	←	☐		24.3521-7001.5 240481	ATE Ø 52 - Halter
			←	☐		24.3521-7002.5 240482	ATE Ø 52 - Halter
			➔	☐; → 07/03		24.3344-1713.5 240812	TRW Ø 34 - Halter
			➔	☐; → 07/03		24.3344-1714.5 240813	TRW Ø 34 - Halter
			➔	☐; 08/03→; für Fahrzeuge ohne Sportfahrwerk		24.3347-1711.5 240699	TRW Ø 34 - Halter
			➔	☐; 08/03→; für Fahrzeuge ohne Sportfahrwerk		24.3347-1712.5 240700	TRW Ø 34 - Halter
			➔	☐; 08/03→; für Fahrzeuge mit Sportfahrwerk		24.3367-1707.5 240898	TRW Ø 36 - Halter
			➔	☐; 08/03→; für Fahrzeuge mit Sportfahrwerk		24.3367-1708.5 240899	TRW Ø 36 - Halter
1.6 LPG (F69)	74	06/02→01/05	➔	☐; → 07/03		24.3344-1713.5 240812	TRW Ø 34 - Halter
			➔	☐; → 07/03		24.3344-1714.5 240813	TRW Ø 34 - Halter
			➔	☐; für Fahrzeuge ohne Sportfahrwerk		24.3347-1711.5 240699	TRW Ø 34 - Halter
			➔	☐; für Fahrzeuge ohne Sportfahrwerk		24.3347-1712.5 240700	TRW Ø 34 - Halter
			➔	☐; 08/03→; für Fahrzeuge mit Sportfahrwerk		24.3367-1707.5 240898	TRW Ø 36 - Halter
			➔	☐; 08/03→; für Fahrzeuge mit Sportfahrwerk		24.3367-1708.5 240899	TRW Ø 36 - Halter
1.7 CDTI (F69)	59	04/03→12/09	←	☐		24.3521-7001.5 240481	ATE Ø 52 - Halter
			←	☐		24.3521-7002.5 240482	ATE Ø 52 - Halter
			➔	☐; → 07/03		24.3344-1713.5 240812	TRW Ø 34 - Halter
			➔	☐; → 07/03		24.3344-1714.5 240813	TRW Ø 34 - Halter
			➔	☐; 08/03→		24.3347-1711.5 240699	TRW Ø 34 - Halter
			➔	☐; 08/03→		24.3347-1712.5 240700	TRW Ø 34 - Halter
1.7 TD (F69)	50	09/98→08/00	←	☐		24.3521-7001.5 240481	ATE Ø 52 - Halter
			←	☐		24.3521-7002.5 240482	ATE Ø 52 - Halter
1.8 16V (F69)	85	09/98→09/00	←	☐; - ABS		24.3521-7001.5 240481	ATE Ø 52 - Halter
			←	☐; - ABS		24.3521-7002.5 240482	ATE Ø 52 - Halter
			←	☐; + ABS		24.3571-9823.5 240499	ATE Ø 57 - Halter
			←	☐; + ABS		24.3571-9824.5 240500	ATE Ø 57 - Halter
1.8 16V (F69) 2.0 DI (F69)	92	06/00→01/05	←	☐; - ABS		24.3521-7001.5 240481	ATE Ø 52 - Halter
			←	☐; - ABS		24.3521-7002.5 240482	ATE Ø 52 - Halter
			←	☐; + ABS		24.3571-9823.5 240499	ATE Ø 57 - Halter
			←	☐; + ABS		24.3571-9824.5 240500	ATE Ø 57 - Halter
	60	09/98→01/05	➔	☐; 07/01→ 07/03		24.3344-1713.5 240812	TRW Ø 34 - Halter
			➔	☐; 07/01→ 07/03		24.3344-1714.5 240813	TRW Ø 34 - Halter
			➔	☐; 08/03→		24.3347-1711.5 240699	TRW Ø 34 - Halter
			➔	☐; 08/03→		24.3347-1712.5 240700	TRW Ø 34 - Halter
2.0 16V (F69)	100	09/98→01/05	←	☐		24.3571-9823.5 240499	ATE Ø 57 - Halter
			←	☐		24.3571-9824.5 240500	ATE Ø 57 - Halter
2.0 DTI 16V (F69) 2.2 16V (F69)	74	08/99→01/05	←	☐		24.3571-9823.5 240499	ATE Ø 57 - Halter
			←	☐		24.3571-9824.5 240500	ATE Ø 57 - Halter
	108	03/01→01/05	➔	☐; 07/01→		24.3367-1713.5 240900	TRW Ø 36 - Halter
↓							

	kW			 	! #			
<b>OPEL - ASTRA G Stufenheck (T98) 09/98→12/09</b>								
<b>Bremssattel</b>								
2.0 DTI 16V (F69)	74	08/99→01/05	➔	☐; 07/01→		24.3367-1714.5	240901	TRW Ø 36 - Halter
2.2 16V (F69)	108	03/01→01/05						
2.2 DTI (F69)	86	09/02→01/05	➔	☐		24.3571-9823.5	240499	ATE Ø 57 - Halter
2.2 DTI (F69)	92	09/02→01/05	➔	☐		24.3571-9824.5	240500	ATE Ø 57 - Halter
			➔	☐		24.3367-1713.5	240900	TRW Ø 36 - Halter
			➔	☐		24.3367-1714.5	240901	TRW Ø 36 - Halter
<b>Feder, Bremssattel</b>								
1.2 16V (F69)	48	09/98→09/00			2	11.8116-0292.1	390521	ATE
1.2 16V (F69)	55	09/00→01/05		22000001→				
1.4 (F69)	66	09/07→12/09			2	11.8116-0292.1	390521	ATE
1.4 16V (F69)	66	09/98→01/05						
1.6 (F69)	55	09/98→09/00						
1.6 (F69)	62	09/00→01/05						
1.6 (F69)	76	12/02→12/09						
1.6 16V (F69)	74	09/98→01/05						
1.7 CDTI (F69)	59	04/03→12/09						
1.7 DTI 16V (F69)	55	02/00→01/05						
1.7 TD (F69)	50	09/98→08/00						
1.8 16V (F69)	85	09/98→09/00		- ABS	2	11.8116-0292.1	390521	ATE
1.8 16V (F69)	92	06/00→01/05			2	11.8116-0292.1	390521	ATE
2.0 DI (F69)	60	09/98→01/05	➔	+ ABS				
2.0 16V (F69)	100	09/98→01/05	➔		2	11.8116-0292.1	390521	ATE
2.0 DTI 16V (F69)	74	08/99→01/05						
2.2 16V (F69)	108	03/01→01/05						
2.2 DTI (F69)	86	09/02→01/05						
2.2 DTI (F69)	92	09/02→01/05						
<b>Führungshülzensatz, Bremssattel</b>								
1.2 16V (F69)	48	09/98→09/00	➔	22000001→		11.0101-5407.2	260011	ATE
1.2 16V (F69)	55	09/00→01/05	➔			11.0101-5407.2	260011	ATE
				→ 18999999; für Fahrzeuge mit Trommelbremse an der Hinterachse				
1.4 (F69)	66	09/07→12/09	➔			11.0101-5407.2	260011	ATE
1.4 16V (F69)	66	09/98→01/05						
1.6 (F69)	55	09/98→09/00						
1.6 (F69)	62	09/00→01/05						
1.6 (F69)	76	12/02→12/09						
1.6 16V (F69)	74	09/98→01/05						
1.7 CDTI (F69)	59	04/03→12/09						
1.7 DTI 16V (F69)	55	02/00→01/05						
1.7 TD (F69)	50	09/98→08/00						
1.8 16V (F69)	85	09/98→09/00						
1.8 16V (F69)	92	06/00→01/05						
2.0 16V (F69)	100	09/98→01/05						
2.0 DI (F69)	60	09/98→01/05						
2.0 DTI 16V (F69)	74	08/99→01/05						
2.2 16V (F69)	108	03/01→01/05						
2.2 DTI (F69)	86	09/02→01/05						
2.2 DTI (F69)	92	09/02→01/05						
<b>Führungsbolzen, Bremssattel</b>								
1.2 16V (F69)	48	09/98→09/00	➔	22000001→		11.8171-0008.1	990049	ATE
1.2 16V (F69)	55	09/00→01/05	➔			11.8171-0008.1	990049	ATE
				→ 18999999; für Fahrzeuge mit Trommelbremse an der Hinterachse				
1.4 (F69)	66	09/07→12/09	➔			11.8171-0008.1	990049	ATE
1.4 16V (F69)	66	09/98→01/05						
1.6 (F69)	55	09/98→09/00						
1.6 (F69)	62	09/00→01/05						
1.6 (F69)	76	12/02→12/09						
1.6 16V (F69)	74	09/98→01/05						
1.7 CDTI (F69)	59	04/03→12/09						
1.7 DTI 16V (F69)	55	02/00→01/05						
1.7 TD (F69)	50	09/98→08/00						
1.8 16V (F69)	85	09/98→09/00						
1.8 16V (F69)	92	06/00→01/05						
2.0 16V (F69)	100	09/98→01/05						
2.0 DI (F69)	60	09/98→01/05						
2.0 DTI 16V (F69)	74	08/99→01/05						
2.2 16V (F69)	108	03/01→01/05						
2.2 DTI (F69)	86	09/02→01/05						
2.2 DTI (F69)	92	09/02→01/05						
<b>Dichtungssatz, Bremssattel</b>								
1.8 16V (F69)	85	09/98→09/00	➔	+ ABS		11.0441-5704.2	250034	ATE
1.8 16V (F69)	92	06/00→01/05						
2.0 DI (F69)	60	09/98→01/05						
↓								

	kw			 	! #		
<b>OPEL - ASTRA G Stufenheck (T98) 09/98→12/09</b>							
<b>Dichtungssatz, Bremsattel</b>							
2.0 16V (F69)	100	09/98→01/05	←			11.0441-5704.2	250034 ATE
2.0 DTI 16V (F69)	74	08/99→01/05					
2.2 16V (F69)	108	03/01→01/05					
2.2 DTI (F69)	86	09/02→01/05					
2.2 DTI (F69)	92	09/02→01/05					
<b>Bremsschlauch</b>							
1.2 16V (F69)	48	09/98→09/00	←		2	24.5241-0396.3	331380 L= 398
1.2 16V (F69)	55	09/00→01/05					
1.4 16V (F69)	66	09/98→01/05	→	☐; 32000001→;		24.5157-0218.3	331095 L= 219 L2= 185 mit Rohrleitung
1.6 (F69)	55	09/98→09/00		für Fahrzeuge mit Scheibenbremse an			
1.6 (F69)	62	09/00→01/05		der Hinterachse			
1.6 (F69)	76	12/02→12/09	→	☐; 32000001→;		24.5157-0219.3	331096 L= 219 L2= 185 mit Rohrleitung
1.6 16V (F69)	74	09/98→01/05		für Fahrzeuge mit Scheibenbremse an			
1.7 DTI 16V (F69)	55	02/00→01/05		der Hinterachse			
			→	für Fahrzeuge mit Trommelbremse an	2	24.5240-0220.3	330619 L= 220
			→	→ 22999999;	2	24.5241-0200.3	330620 L= 200
			→	für Fahrzeuge mit Scheibenbremse an			
			→	der Hinterachse			
1.4 (F69)	66	09/07→12/09	←		2	24.5241-0396.3	331380 L= 398
			→	☐;		24.5157-0218.3	331095 L= 219 L2= 185 mit Rohrleitung
			→	für Fahrzeuge mit Scheibenbremse an			
			→	der Hinterachse			
			→	☐;		24.5157-0219.3	331096 L= 219 L2= 185 mit Rohrleitung
			→	für Fahrzeuge mit Scheibenbremse an			
			→	der Hinterachse	2	24.5240-0220.3	330619 L= 220
1.7 CDTI (F69)	59	04/03→12/09	←		2	24.5241-0396.3	331380 L= 398
1.8 16V (F69)	85	09/98→09/00					
1.8 16V (F69)	92	06/00→01/05	→	☐; 32000001→		24.5157-0218.3	331095 L= 219 L2= 185 mit Rohrleitung
2.0 16V (F69)	100	09/98→01/05	→	☐; 32000001→		24.5157-0219.3	331096 L= 219 L2= 185 mit Rohrleitung
2.0 DI (F69)	60	09/98→01/05	→				
2.0 DTI 16V (F69)	74	08/99→01/05	→	→ 22999999	2	24.5241-0200.3	330620 L= 200
2.2 16V (F69)	108	03/01→01/05					
2.2 DTI (F69)	86	09/02→01/05					
2.2 DTI (F69)	92	09/02→01/05					
1.7 TD (F69)	50	09/98→08/00	←		2	24.5241-0396.3	331380 L= 398
			→	für Fahrzeuge mit Trommelbremse an	2	24.5240-0220.3	330619 L= 220
			→	der Hinterachse			
			→	für Fahrzeuge mit Scheibenbremse an	2	24.5241-0200.3	330620 L= 200
			→	der Hinterachse			
<b>OPEL - ASTRA H (A04) 01/04→05/14</b>							
<b>Bremssattel</b>							
1.2 (L48)	59	08/05→10/10	←	☐		24.3571-9823.5	240499 ATE Ø 57 - Halter
1.3 CDTI (L48)	66	08/05→10/10	←	☐		24.3571-9824.5	240500 ATE Ø 57 - Halter
1.4 (L48)	55	04/04→10/04	←	☐			
1.4 (L48)	66	03/04→10/10	→	☐; Felge Lochzahl: 4		24.3367-1707.5	240898 TRW Ø 36 - Halter
1.4 LPG (L48)	66	08/09→10/10	→				
1.6 (L48)	77	03/04→10/10	→	☐; Felge Lochzahl: 4		24.3367-1708.5	240899 TRW Ø 36 - Halter
1.6 Turbo (L48)	132	02/07→10/10	→	☐; Felge Lochzahl: 5		24.3387-1701.5	240826 TRW Ø 38 - Halter
1.7 CDTI (L48)	59	03/04→10/10	→				
1.7 CDTI (L48)	74	03/04→10/10	→	☐; Felge Lochzahl: 5		24.3387-1702.5	240827 TRW Ø 38 - Halter
1.8 (L48)	92	01/04→10/10					
1.8 (L48)	103	01/06→10/10					
1.9 CDTI (L48)	74	09/05→10/10					
1.9 CDTI (L48)	110	09/04→10/10					
2.0 Turbo (L48)	125	03/04→10/10					
2.0 Turbo (L48)	147	09/04→10/10					
1.6 (L48)	85	12/06→05/14	←	☐; 01/07→ 11/10		24.3571-9823.5	240499 ATE Ø 57 - Halter
			←	☐; 01/07→ 11/10		24.3571-9824.5	240500 ATE Ø 57 - Halter
			→	☐; 01/07→ 11/10; Felge Lochzahl: 4		24.3367-1707.5	240898 TRW Ø 36 - Halter
			→	☐; 01/07→ 11/10; Felge Lochzahl: 4		24.3367-1708.5	240899 TRW Ø 36 - Halter
			→	☐; 01/07→ 11/10; Felge Lochzahl: 5		24.3387-1701.5	240826 TRW Ø 38 - Halter
			→	☐; 01/07→ 11/10; Felge Lochzahl: 5		24.3387-1702.5	240827 TRW Ø 38 - Halter
1.7 CDTI (L48)	81	02/07→05/14	←	☐; 04/07→ 11/10		24.3571-9823.5	240499 ATE Ø 57 - Halter
1.7 CDTI (L48)	92	02/07→05/14	←	☐; 04/07→ 11/10		24.3571-9824.5	240500 ATE Ø 57 - Halter
			→	☐; 04/07→ 11/10; Felge Lochzahl: 4		24.3367-1707.5	240898 TRW Ø 36 - Halter
			→	☐; 04/07→ 11/10; Felge Lochzahl: 4		24.3367-1708.5	240899 TRW Ø 36 - Halter
			→	☐; 04/07→ 11/10; Felge Lochzahl: 5		24.3387-1701.5	240826 TRW Ø 38 - Halter



	kW			 	! #			
<b>OPEL - ASTRA H (A04) 01/04→05/14</b>								
<b>Bremssattel</b>								
1.7 CDTI (L48)	81	02/07→05/14	➔	☐; 04/07→ 11/10; Felge Lochzahl: 5		24.3387-1702.5	240827	TRW Ø 38 - Halter
1.7 CDTI (L48)	92	02/07→05/14						
1.9 CDTI (L48)	88	06/04→10/10	➔	☐; 09/04→		24.3571-9823.5	240499	ATE Ø 57 - Halter
1.9 CDTI 16V (L48)	88	04/04→10/10	➔	☐; 09/04→		24.3571-9824.5	240500	ATE Ø 57 - Halter
			➔	☐; 09/04→; Felge Lochzahl: 4		24.3367-1707.5	240898	TRW Ø 36 - Halter
			➔	☐; 09/04→; Felge Lochzahl: 4		24.3367-1708.5	240899	TRW Ø 36 - Halter
			➔	☐; 09/04→; Felge Lochzahl: 5		24.3387-1701.5	240826	TRW Ø 38 - Halter
			➔	☐; 09/04→; Felge Lochzahl: 5		24.3387-1702.5	240827	TRW Ø 38 - Halter
2.0 Turbo (L48)	177	03/05→10/10	➔	☐		11.9571-9779.2	220657	ATE Ø 57 - Halter
			➔	☐		11.9571-9780.2	220658	ATE Ø 57 - Halter
<b>Halter, Bremssattel</b>								
1.6 Turbo (L48)	132	02/07→10/10	➔			11.8170-0758.1	260120	ATE
1.9 CDTI (L48)	74	09/05→10/10						
1.9 CDTI (L48)	110	09/04→10/10						
2.0 Turbo (L48)	125	03/04→10/10						
2.0 Turbo (L48)	147	09/04→10/10						
1.7 CDTI (L48)	92	02/07→05/14	➔	04/07→ 11/10		11.8170-0758.1	260120	ATE
1.9 CDTI (L48)	88	06/04→10/10	➔	09/04→		11.8170-0758.1	260120	ATE
1.9 CDTI 16V (L48)	88	04/04→10/10						
<b>Feder, Bremssattel</b>								
1.2 (L48)	59	08/05→10/10	➔		2	11.8116-0292.1	390521	ATE
1.3 CDTI (L48)	66	08/05→10/10						
1.4 (L48)	55	04/04→10/04						
1.4 (L48)	66	03/04→10/10						
1.4 LPG (L48)	66	08/09→10/10						
1.6 (L48)	77	03/04→10/10						
1.6 Turbo (L48)	132	02/07→10/10						
1.7 CDTI (L48)	59	03/04→10/10						
1.7 CDTI (L48)	74	03/04→10/10						
1.8 (L48)	92	01/04→10/10						
1.8 (L48)	103	01/06→10/10						
1.9 CDTI (L48)	74	09/05→10/10						
1.9 CDTI (L48)	110	09/04→10/10						
2.0 Turbo (L48)	125	03/04→10/10						
2.0 Turbo (L48)	147	09/04→10/10						
1.6 (L48)	85	12/06→05/14	➔	01/07→ 11/10	2	11.8116-0292.1	390521	ATE
1.7 CDTI (L48)	81	02/07→05/14	➔	04/07→ 11/10	2	11.8116-0292.1	390521	ATE
1.7 CDTI (L48)	92	02/07→05/14						
1.9 CDTI (L48)	88	06/04→10/10	➔	09/04→	2	11.8116-0292.1	390521	ATE
1.9 CDTI 16V (L48)	88	04/04→10/10						
2.0 Turbo (L48)	177	03/05→10/10			2	11.8116-0356.1	390586	ATE
<b>Führungshülzensatz, Bremssattel</b>								
1.2 (L48)	59	08/05→10/10	➔			11.0101-5407.2	260011	ATE
1.3 CDTI (L48)	66	08/05→10/10						
1.4 (L48)	55	04/04→10/04						
1.4 (L48)	66	03/04→10/10						
1.4 LPG (L48)	66	08/09→10/10						
1.6 (L48)	77	03/04→10/10						
1.6 Turbo (L48)	132	02/07→10/10						
1.7 CDTI (L48)	59	03/04→10/10						
1.7 CDTI (L48)	74	03/04→10/10						
1.8 (L48)	92	01/04→10/10						
1.8 (L48)	103	01/06→10/10						
1.9 CDTI (L48)	74	09/05→10/10						
1.9 CDTI (L48)	110	09/04→10/10						
2.0 Turbo (L48)	125	03/04→10/10						
2.0 Turbo (L48)	147	09/04→10/10						
2.0 Turbo (L48)	177	03/05→10/10						
1.6 (L48)	85	12/06→05/14	➔	01/07→ 11/10		11.0101-5407.2	260011	ATE
1.7 CDTI (L48)	81	02/07→05/14	➔	04/07→ 11/10		11.0101-5407.2	260011	ATE
1.7 CDTI (L48)	92	02/07→05/14						
1.9 CDTI (L48)	88	06/04→10/10	➔	09/04→		11.0101-5407.2	260011	ATE
1.9 CDTI 16V (L48)	88	04/04→10/10						
<b>Führungsbolzen, Bremssattel</b>								
1.2 (L48)	59	08/05→10/10				11.8171-0008.1	990049	ATE
1.3 CDTI (L48)	66	08/05→10/10						
1.4 (L48)	55	04/04→10/04						
1.4 (L48)	66	03/04→10/10						
1.4 LPG (L48)	66	08/09→10/10						
1.6 (L48)	77	03/04→10/10						
1.6 Turbo (L48)	132	02/07→10/10						
↓								

	kw			 	! #		
<b>PEL - ASTRA H (A04) 01/04→05/14</b>							
<b>Führungsbolzen, Bremsattel</b>							
1.7 CDTI (L48)	59	03/04→10/10				11.8171-0008.1	990049 ATE
1.7 CDTI (L48)	74	03/04→10/10					
1.8 (L48)	92	01/04→10/10					
1.8 (L48)	103	01/06→10/10					
1.9 CDTI (L48)	74	09/05→10/10					
1.9 CDTI (L48)	110	09/04→10/10					
2.0 Turbo (L48)	125	03/04→10/10					
2.0 Turbo (L48)	147	09/04→10/10					
2.0 Turbo (L48)	177	03/05→10/10					
1.6 (L48)	85	12/06→05/14		01/07→ 11/10		11.8171-0008.1	990049 ATE
1.7 CDTI (L48)	81	02/07→05/14		04/07→ 11/10		11.8171-0008.1	990049 ATE
1.7 CDTI (L48)	92	02/07→05/14					
1.9 CDTI (L48)	88	06/04→10/10		09/04→		11.8171-0008.1	990049 ATE
1.9 CDTI 16V (L48)	88	04/04→10/10					
<b>Dichtungssatz, Bremsattel</b>							
1.2 (L48)	59	08/05→10/10	←			11.0441-5704.2	250034 ATE
1.3 CDTI (L48)	66	08/05→10/10					
1.4 (L48)	55	04/04→10/04					
1.4 (L48)	66	03/04→10/10					
1.4 LPG (L48)	66	08/09→10/10					
1.6 (L48)	77	03/04→10/10					
1.6 Turbo (L48)	132	02/07→10/10					
1.7 CDTI (L48)	59	03/04→10/10					
1.7 CDTI (L48)	74	03/04→10/10					
1.8 (L48)	92	01/04→10/10					
1.8 (L48)	103	01/06→10/10					
1.9 CDTI (L48)	74	09/05→10/10					
1.9 CDTI (L48)	110	09/04→10/10					
2.0 Turbo (L48)	125	03/04→10/10					
2.0 Turbo (L48)	147	09/04→10/10					
1.6 (L48)	85	12/06→05/14	←	01/07→ 11/10		11.0441-5704.2	250034 ATE
1.7 CDTI (L48)	81	02/07→05/14	←	04/07→ 11/10		11.0441-5704.2	250034 ATE
1.7 CDTI (L48)	92	02/07→05/14	←				
1.9 CDTI (L48)	88	06/04→10/10	←	09/04→		11.0441-5704.2	250034 ATE
1.9 CDTI 16V (L48)	88	04/04→10/10					
<b>Bremsschlauch</b>							
1.2 (L48)	59	08/05→10/10	←		2	24.5241-0429.3	331381 L= 429
1.3 CDTI (L48)	66	08/05→10/10	→			24.5152-0218.3	331042 L= 230 mit Rohrleitung
1.4 (L48)	55	04/04→10/04	→				
1.4 (L48)	66	03/04→10/10	→				
1.4 LPG (L48)	66	08/09→10/10	→				
1.6 (L48)	77	03/04→10/10	→			24.5152-0219.3	331043 L= 230 mit Rohrleitung
1.7 CDTI (L48)	59	03/04→10/10	→				
1.7 CDTI (L48)	74	03/04→10/10	→				
1.8 (L48)	92	01/04→10/10	→			24.5157-0218.3	331095 L= 219 L2= 185 mit Rohrleitung
1.8 (L48)	103	01/06→10/10	→				
1.9 CDTI (L48)	74	09/05→10/10	→				
1.9 CDTI (L48)	110	09/04→10/10	→				
2.0 Turbo (L48)	125	03/04→10/10	→			24.5157-0219.3	331096 L= 219 L2= 185 mit Rohrleitung
2.0 Turbo (L48)	147	09/04→10/10	→				
1.6 (L48)	85	12/06→05/14	←	01/07→ 11/10	2	24.5241-0429.3	331381 L= 429
			→	☐; 01/07→ 11/10; für Fahrzeuge mit Trommelbremse an der Hinterachse		24.5152-0218.3	331042 L= 230 mit Rohrleitung
			→	☐; 01/07→ 11/10; für Fahrzeuge mit Trommelbremse an der Hinterachse		24.5152-0219.3	331043 L= 230 mit Rohrleitung
			→	☐; 01/07→ 11/10; für Fahrzeuge mit Scheibenbremse an der Hinterachse		24.5157-0218.3	331095 L= 219 L2= 185 mit Rohrleitung
			→	☐; 01/07→ 11/10; für Fahrzeuge mit Scheibenbremse an der Hinterachse		24.5157-0219.3	331096 L= 219 L2= 185 mit Rohrleitung
1.6 Turbo (L48)	132	02/07→10/10	←		2	24.5241-0429.3	331381 L= 429
			→	☐; für Fahrzeuge mit Scheibenbremse an der Hinterachse		24.5157-0218.3	331095 L= 219 L2= 185 mit Rohrleitung
			→	☐; für Fahrzeuge mit Scheibenbremse an der Hinterachse		24.5157-0219.3	331096 L= 219 L2= 185 mit Rohrleitung
1.7 CDTI (L48)	81	02/07→05/14	←	04/07→ 11/10	2	24.5241-0429.3	331381 L= 429
1.7 CDTI (L48)	92	02/07→05/14	→	☐; 04/07→ 11/10; für Fahrzeuge mit Scheibenbremse an der Hinterachse		24.5157-0218.3	331095 L= 219 L2= 185 mit Rohrleitung



**OPEL - ASTRA H (A04) 01/04→05/14**

**Bremsschlauch**









1.7 CDTI (L48) 1.7 CDTI (L48)	81 92	02/07→05/14 02/07→05/14	➔	☐; 04/07→ 11/10; für Fahrzeuge mit Scheibenbremse an der Hinterachse		24.5157-0219.3 331096	L= 219 L2= 185 mit Rohrleitung	
1.9 CDTI (L48) 1.9 CDTI 16V (L48)	88 88	06/04→10/10 04/04→10/10	➔	☐; 09/04→;	2	24.5241-0429.3 331381	L= 429	
			➔	☐; 09/04→; für Fahrzeuge mit Trommelbremse an der Hinterachse			24.5152-0218.3 331042	L= 230 mit Rohrleitung
			➔	☐; 09/04→; für Fahrzeuge mit Trommelbremse an der Hinterachse			24.5152-0219.3 331043	L= 230 mit Rohrleitung
			➔	☐; 09/04→; für Fahrzeuge mit Scheibenbremse an der Hinterachse			24.5157-0218.3 331095	L= 219 L2= 185 mit Rohrleitung
			➔	☐; 09/04→; für Fahrzeuge mit Scheibenbremse an der Hinterachse			24.5157-0219.3 331096	L= 219 L2= 185 mit Rohrleitung
2.0 Turbo (L48)	177	03/05→10/10	➔	☐; für Fahrzeuge mit Trommelbremse an der Hinterachse		24.5152-0218.3 331042	L= 230 mit Rohrleitung	
			➔	☐; für Fahrzeuge mit Trommelbremse an der Hinterachse		24.5152-0219.3 331043	L= 230 mit Rohrleitung	
			➔	☐; für Fahrzeuge mit Scheibenbremse an der Hinterachse		24.5157-0218.3 331095	L= 219 L2= 185 mit Rohrleitung	
			➔	☐; für Fahrzeuge mit Scheibenbremse an der Hinterachse		24.5157-0219.3 331096	L= 219 L2= 185 mit Rohrleitung	

**OPEL - ASTRA H Caravan (A04) 08/04→05/14**

**Bremssattel**

1.3 CDTI (L35)	66	08/05→10/10	➔	☐		24.3571-9823.5 240499	ATE Ø 57 - Halter
1.4 (L35)	55	08/04→10/10	➔	☐		24.3571-9824.5 240500	ATE Ø 57 - Halter
1.4 (L35)	66	08/04→10/10	➔	☐		24.3571-9824.5 240500	ATE Ø 57 - Halter
1.4 LPG (L35)	66	08/09→10/10	➔	☐; Felge Lochzahl: 4		24.3367-1707.5 240898	TRW Ø 36 - Halter
1.6 (L35)	77	08/04→10/10	➔	☐; Felge Lochzahl: 4		24.3367-1708.5 240899	TRW Ø 36 - Halter
1.6 LPG (L35)	85	08/09→10/10	➔	☐; Felge Lochzahl: 4		24.3367-1708.5 240899	TRW Ø 36 - Halter
1.6 Turbo (L35)	132	02/07→10/10	➔	☐; Felge Lochzahl: 5		24.3387-1701.5 240826	TRW Ø 38 - Halter
1.7 CDTI (L35)	59	08/04→10/10	➔	☐; Felge Lochzahl: 5		24.3387-1702.5 240827	TRW Ø 38 - Halter
1.7 CDTI (L35)	74	08/04→10/10	➔	☐; Felge Lochzahl: 5		24.3387-1702.5 240827	TRW Ø 38 - Halter
1.9 CDTI (L35)	74	09/05→10/10	➔	☐; Felge Lochzahl: 5		24.3387-1702.5 240827	TRW Ø 38 - Halter
1.9 CDTI (L35)	88	09/05→10/10	➔	☐; Felge Lochzahl: 5		24.3387-1702.5 240827	TRW Ø 38 - Halter
1.9 CDTI (L35)	110	09/04→10/10	➔	☐; Felge Lochzahl: 5		24.3387-1702.5 240827	TRW Ø 38 - Halter
1.9 CDTI 16V (L35)	88	08/04→10/10	➔	☐; Felge Lochzahl: 5		24.3387-1702.5 240827	TRW Ø 38 - Halter
2.0 Turbo (L35)	125	08/04→10/10	➔	☐; Felge Lochzahl: 5		24.3387-1702.5 240827	TRW Ø 38 - Halter
2.0 Turbo (L35)	147	09/04→10/10	➔	☐; Felge Lochzahl: 5		24.3387-1702.5 240827	TRW Ø 38 - Halter
1.6 (L35)	85	12/06→05/14	➔	☐; 01/07→ 11/10		24.3571-9823.5 240499	ATE Ø 57 - Halter
			➔	☐; 01/07→ 11/10		24.3571-9824.5 240500	ATE Ø 57 - Halter
			➔	☐; 01/07→ 11/10; Felge Lochzahl: 4		24.3367-1707.5 240898	TRW Ø 36 - Halter
			➔	☐; 01/07→ 11/10; Felge Lochzahl: 4		24.3367-1708.5 240899	TRW Ø 36 - Halter
			➔	☐; 01/07→ 11/10; Felge Lochzahl: 5		24.3387-1701.5 240826	TRW Ø 38 - Halter
			➔	☐; 01/07→ 11/10; Felge Lochzahl: 5		24.3387-1702.5 240827	TRW Ø 38 - Halter
1.7 CDTI (L35) 1.7 CDTI (L35)	81 92	02/07→05/14 02/07→05/14	➔	☐; 04/07→ 11/10		24.3571-9823.5 240499	ATE Ø 57 - Halter
			➔	☐; 04/07→ 11/10		24.3571-9824.5 240500	ATE Ø 57 - Halter
			➔	☐; 04/07→ 11/10; Felge Lochzahl: 4		24.3367-1707.5 240898	TRW Ø 36 - Halter
			➔	☐; 04/07→ 11/10; Felge Lochzahl: 4		24.3367-1708.5 240899	TRW Ø 36 - Halter
			➔	☐; 04/07→ 11/10; Felge Lochzahl: 5		24.3387-1701.5 240826	TRW Ø 38 - Halter
			➔	☐; 04/07→ 11/10; Felge Lochzahl: 5		24.3387-1702.5 240827	TRW Ø 38 - Halter
1.8 (L35)	92	08/04→10/10	➔	☐; 09/04→		24.3571-9823.5 240499	ATE Ø 57 - Halter
			➔	☐; 09/04→		24.3571-9824.5 240500	ATE Ø 57 - Halter
			➔	☐; 09/04→; Felge Lochzahl: 4		24.3367-1707.5 240898	TRW Ø 36 - Halter
			➔	☐; 09/04→; Felge Lochzahl: 4		24.3367-1708.5 240899	TRW Ø 36 - Halter
			➔	☐; 09/04→; Felge Lochzahl: 5		24.3387-1701.5 240826	TRW Ø 38 - Halter
			➔	☐; 09/04→; Felge Lochzahl: 5		24.3387-1702.5 240827	TRW Ø 38 - Halter
1.8 (L35)	103	08/05→10/10	➔	☐		24.3571-9823.5 240499	ATE Ø 57 - Halter
			➔	☐		24.3571-9824.5 240500	ATE Ø 57 - Halter
			➔	☐; Felge Lochzahl: 4		24.3367-1707.5 240898	TRW Ø 36 - Halter



	kw			 	! #		
<b>OPEL - ASTRA H Caravan (A04) 08/04→05/14</b>							
<b> Bremssattel</b>							
1.8 (L35)	103	08/05→10/10	➔	☐; → 11/10; Felge Lochzahl: 4		24.3367-1708.5 240899	TRW Ø 36 - Halter
			➔	☐; Felge Lochzahl: 5		24.3387-1701.5 240826	TRW Ø 38 - Halter
			➔	☐; Felge Lochzahl: 5		24.3387-1702.5 240827	TRW Ø 38 - Halter
<b>Halter, Bremssattel</b>							
1.6 Turbo (L35)	132	02/07→10/10	←			11.8170-0758.1 260120	ATE
1.9 CDTI (L35)	74	09/05→10/10					
1.9 CDTI (L35)	88	09/05→10/10					
1.9 CDTI (L35)	110	09/04→10/10					
1.9 CDTI 16V (L35)	88	08/04→10/10					
2.0 Turbo (L35)	125	08/04→10/10					
2.0 Turbo (L35)	147	09/04→10/10					
1.7 CDTI (L35)	92	02/07→05/14	←	04/07→ 11/10		11.8170-0758.1 260120	ATE
<b>Feder, Bremssattel</b>							
1.3 CDTI (L35)	66	08/05→10/10	←		2	11.8116-0292.1 390521	ATE
1.4 (L35)	55	08/04→10/10					
1.4 (L35)	66	08/04→10/10					
1.4 LPG (L35)	66	08/09→10/10					
1.6 (L35)	77	08/04→10/10					
1.6 LPG (L35)	85	08/09→10/10					
1.6 Turbo (L35)	132	02/07→10/10					
1.7 CDTI (L35)	59	08/04→10/10					
1.7 CDTI (L35)	74	08/04→10/10					
1.8 (L35)	103	08/05→10/10					
1.9 CDTI (L35)	74	09/05→10/10					
1.9 CDTI (L35)	88	09/05→10/10					
1.9 CDTI (L35)	110	09/04→10/10					
1.9 CDTI 16V (L35)	88	08/04→10/10					
2.0 Turbo (L35)	125	08/04→10/10					
2.0 Turbo (L35)	147	09/04→10/10					
1.6 (L35)	85	12/06→05/14	←	01/07→ 11/10	2	11.8116-0292.1 390521	ATE
1.7 CDTI (L35)	81	02/07→05/14	←	04/07→ 11/10	2	11.8116-0292.1 390521	ATE
1.7 CDTI (L35)	92	02/07→05/14	←				
1.8 (L35)	92	08/04→10/10	←	09/04→	2	11.8116-0292.1 390521	ATE
<b>Führungshülzensatz, Bremssattel</b>							
1.3 CDTI (L35)	66	08/05→10/10	←			11.0101-5407.2 260011	ATE
1.4 (L35)	55	08/04→10/10					
1.4 (L35)	66	08/04→10/10					
1.4 LPG (L35)	66	08/09→10/10					
1.6 (L35)	77	08/04→10/10					
1.6 LPG (L35)	85	08/09→10/10					
1.6 Turbo (L35)	132	02/07→10/10					
1.7 CDTI (L35)	59	08/04→10/10					
1.7 CDTI (L35)	74	08/04→10/10					
1.8 (L35)	103	08/05→10/10					
1.9 CDTI (L35)	74	09/05→10/10					
1.9 CDTI (L35)	88	09/05→10/10					
1.9 CDTI (L35)	110	09/04→10/10					
1.9 CDTI 16V (L35)	88	08/04→10/10					
2.0 Turbo (L35)	125	08/04→10/10					
2.0 Turbo (L35)	147	09/04→10/10					
1.6 (L35)	85	12/06→05/14	←	01/07→ 11/10		11.0101-5407.2 260011	ATE
1.7 CDTI (L35)	81	02/07→05/14	←	04/07→ 11/10		11.0101-5407.2 260011	ATE
1.7 CDTI (L35)	92	02/07→05/14	←				
1.8 (L35)	92	08/04→10/10	←	09/04→		11.0101-5407.2 260011	ATE
<b>Führungsbolzen, Bremssattel</b>							
1.3 CDTI (L35)	66	08/05→10/10	←			11.8171-0008.1 990049	ATE
1.4 (L35)	55	08/04→10/10					
1.4 (L35)	66	08/04→10/10					
1.4 LPG (L35)	66	08/09→10/10					
1.6 (L35)	77	08/04→10/10					
1.6 LPG (L35)	85	08/09→10/10					
1.6 Turbo (L35)	132	02/07→10/10					
1.7 CDTI (L35)	59	08/04→10/10					
1.7 CDTI (L35)	74	08/04→10/10					
1.8 (L35)	103	08/05→10/10					
1.9 CDTI (L35)	74	09/05→10/10					
1.9 CDTI (L35)	88	09/05→10/10					
1.9 CDTI (L35)	110	09/04→10/10					
1.9 CDTI 16V (L35)	88	08/04→10/10					
2.0 Turbo (L35)	125	08/04→10/10					
2.0 Turbo (L35)	147	09/04→10/10					
1.6 (L35)	85	12/06→05/14	←	01/07→ 11/10		11.8171-0008.1 990049	ATE
↓							

**OPEL - ASTRA H Caravan (A04) 08/04→05/14**

**Führungsbolzen, Bremsattel**

1.7 CDTi (L35)	81	02/07→05/14	←	04/07→ 11/10		11.8171-0008.1	990049	ATE
1.7 CDTi (L35)	92	02/07→05/14						
1.8 (L35)	92	08/04→10/10	←	09/04→		11.8171-0008.1	990049	ATE

**Dichtungssatz, Bremsattel**

1.3 CDTi (L35)	66	08/05→10/10	←			11.0441-5704.2	250034	ATE
1.4 (L35)	55	08/04→10/10						
1.4 (L35)	66	08/04→10/10						
1.4 LPG (L35)	66	08/09→10/10						
1.6 (L35)	77	08/04→10/10						
1.6 LPG (L35)	85	08/09→10/10						
1.6 Turbo (L35)	132	02/07→10/10						
1.7 CDTi (L35)	59	08/04→10/10						
1.7 CDTi (L35)	74	08/04→10/10						
1.8 (L35)	103	08/05→10/10						
1.9 CDTi (L35)	74	09/05→10/10						
1.9 CDTi (L35)	88	09/05→10/10						
1.9 CDTi (L35)	110	09/04→10/10						
1.9 CDTi 16V (L35)	88	08/04→10/10						
2.0 Turbo (L35)	125	08/04→10/10						
2.0 Turbo (L35)	147	09/04→10/10						
1.6 (L35)	85	12/06→05/14	←	01/07→ 11/10		11.0441-5704.2	250034	ATE
1.7 CDTi (L35)	81	02/07→05/14	←	04/07→ 11/10		11.0441-5704.2	250034	ATE
1.7 CDTi (L35)	92	02/07→05/14						
1.8 (L35)	92	08/04→10/10	←	09/04→		11.0441-5704.2	250034	ATE








**Bremsschlauch**








1.3 CDTi (L35)	66	08/05→10/10	←		2	24.5241-0429.3	331381	L= 429
1.4 (L35)	55	08/04→10/10						
1.4 (L35)	66	08/04→10/10	→	☐		24.5157-0218.3	331095	L= 219 L2= 185 mit Rohrleitung
1.4 LPG (L35)	66	08/09→10/10	→	☐		24.5157-0219.3	331096	L= 219 L2= 185 mit Rohrleitung
1.6 (L35)	77	08/04→10/10						
1.6 LPG (L35)	85	08/09→10/10						
1.6 Turbo (L35)	132	02/07→10/10						
1.7 CDTi (L35)	59	08/04→10/10						
1.7 CDTi (L35)	74	08/04→10/10						
1.8 (L35)	103	08/05→10/10						
1.9 CDTi (L35)	74	09/05→10/10						
1.9 CDTi (L35)	88	09/05→10/10						
1.9 CDTi (L35)	110	09/04→10/10						
1.9 CDTi 16V (L35)	88	08/04→10/10						
2.0 Turbo (L35)	125	08/04→10/10						
2.0 Turbo (L35)	147	09/04→10/10						
1.6 (L35)	85	12/06→05/14	←	01/07→ 11/10	2	24.5241-0429.3	331381	L= 429
			→	☐; 01/07→ 11/10		24.5157-0218.3	331095	L= 219 L2= 185 mit Rohrleitung
			→	☐; 01/07→ 11/10		24.5157-0219.3	331096	L= 219 L2= 185 mit Rohrleitung
1.7 CDTi (L35)	81	02/07→05/14	←	04/07→ 11/10	2	24.5241-0429.3	331381	L= 429
1.7 CDTi (L35)	92	02/07→05/14	→	☐; 04/07→ 11/10		24.5157-0218.3	331095	L= 219 L2= 185 mit Rohrleitung
			→	☐; 04/07→ 11/10		24.5157-0219.3	331096	L= 219 L2= 185 mit Rohrleitung
1.8 (L35)	92	08/04→10/10	←	09/04→	2	24.5241-0429.3	331381	L= 429
			→	☐; 09/04→		24.5157-0218.3	331095	L= 219 L2= 185 mit Rohrleitung
			→	☐; 09/04→		24.5157-0219.3	331096	L= 219 L2= 185 mit Rohrleitung










**OPEL - ASTRA H GTC (A04) 03/05→10/10**

**Bremssattel**

1.2 (L08)	59	08/05→10/10	←	☐		24.3571-9823.5	240499	ATE Ø 57 - Halter
1.4 (L08)	55	03/05→10/10						
1.4 (L08)	66	03/05→10/10	←	☐		24.3571-9824.5	240500	ATE Ø 57 - Halter
1.6 (L08)	77	03/05→10/10	→	☐; Felge Lochzahl: 4		24.3367-1707.5	240898	TRW Ø 36 - Halter
1.6 Turbo (L08)	132	02/07→10/10						
1.7 CDTi (L08)	74	03/05→10/10	→	☐; Felge Lochzahl: 4		24.3367-1708.5	240899	TRW Ø 36 - Halter
1.7 CDTi (L08)	59	03/05→10/10	→	☐; Felge Lochzahl: 5		24.3387-1701.5	240826	TRW Ø 38 - Halter
1.8 (L08)	92	03/05→10/10						
1.8 (L08)	103	01/06→10/10	→	☐; Felge Lochzahl: 5		24.3387-1702.5	240827	TRW Ø 38 - Halter
1.9 CDTi (L08)	110	03/05→10/10						
1.9 CDTi (L08)	74	01/06→10/10						
1.9 CDTi (L08)	88	09/05→10/10						
1.9 CDTi 16V (L08)	88	03/05→10/10						
2.0 Turbo (L08)	125	03/05→10/10						
2.0 Turbo (L08)	147	03/05→10/10						
1.3 CDTi (L08)	66	04/05→10/10	←	☐; 08/05→		24.3571-9823.5	240499	ATE Ø 57 - Halter
			←	☐; 08/05→		24.3571-9824.5	240500	ATE Ø 57 - Halter
			→	☐; 08/05→; Felge Lochzahl: 4		24.3367-1707.5	240898	TRW Ø 36 - Halter

	kw			 	! #		
<b>OPEL - ASTRA H GTC (A04) 03/05→10/10</b>							
<b>Bremssattel</b>							
1.3 CDTi (L08)	66	04/05→10/10	➔	☐; 08/05→; Felge Lochzahl: 4		24.3367-1708.5 240899	TRW Ø 36 - Halter
			➔	☐; 08/05→; Felge Lochzahl: 5		24.3387-1701.5 240826	TRW Ø 38 - Halter
			➔	☐; 08/05→; Felge Lochzahl: 5		24.3387-1702.5 240827	TRW Ø 38 - Halter
1.6 (L08)	85	12/06→10/10	➔	☐; 01/07→		24.3571-9823.5 240499	ATE Ø 57 - Halter
			➔	☐; 01/07→		24.3571-9824.5 240500	ATE Ø 57 - Halter
			➔	☐; 01/07→; Felge Lochzahl: 4		24.3367-1707.5 240898	TRW Ø 36 - Halter
			➔	☐; 01/07→; Felge Lochzahl: 4		24.3367-1708.5 240899	TRW Ø 36 - Halter
			➔	☐; 01/07→; Felge Lochzahl: 5		24.3387-1701.5 240826	TRW Ø 38 - Halter
			➔	☐; 01/07→; Felge Lochzahl: 5		24.3387-1702.5 240827	TRW Ø 38 - Halter
1.7 CDTi (L08)	81	02/07→10/10	➔	☐; 04/07→		24.3571-9823.5 240499	ATE Ø 57 - Halter
1.7 CDTi (L08)	92	02/07→10/10	➔	☐; 04/07→		24.3571-9824.5 240500	ATE Ø 57 - Halter
			➔	☐; 04/07→; Felge Lochzahl: 4		24.3367-1707.5 240898	TRW Ø 36 - Halter
			➔	☐; 04/07→; Felge Lochzahl: 4		24.3367-1708.5 240899	TRW Ø 36 - Halter
			➔	☐; 04/07→; Felge Lochzahl: 5		24.3387-1701.5 240826	TRW Ø 38 - Halter
			➔	☐; 04/07→; Felge Lochzahl: 5		24.3387-1702.5 240827	TRW Ø 38 - Halter
2.0 Turbo (L08)	177	08/05→10/10	➔	☐		11.9571-9779.2 220657	ATE Ø 57 - Halter
			➔	☐		11.9571-9780.2 220658	ATE Ø 57 - Halter
<b>Halter, Bremssattel</b>							
1.6 Turbo (L08)	132	02/07→10/10	➔			11.8170-0758.1 260120	ATE
1.9 CDTi (L08)	110	03/05→10/10					
1.9 CDTi (L08)	74	01/06→10/10					
1.9 CDTi (L08)	88	09/05→10/10					
1.9 CDTi 16V (L08)	88	03/05→10/10					
2.0 Turbo (L08)	125	03/05→10/10					
2.0 Turbo (L08)	147	03/05→10/10					
1.7 CDTi (L08)	92	02/07→10/10	➔	04/07→		11.8170-0758.1 260120	ATE
<b>Feder, Bremssattel</b>							
1.2 (L08)	59	08/05→10/10	➔		2	11.8116-0292.1 390521	ATE
1.4 (L08)	55	03/05→10/10					
1.4 (L08)	66	03/05→10/10					
1.6 (L08)	77	03/05→10/10					
1.6 Turbo (L08)	132	02/07→10/10					
1.7 CDTi (L08)	74	03/05→10/10					
1.7 CDTi (L08)	59	03/05→10/10					
1.8 (L08)	92	03/05→10/10					
1.8 (L08)	103	01/06→10/10					
1.9 CDTi (L08)	110	03/05→10/10					
1.9 CDTi (L08)	74	01/06→10/10					
1.9 CDTi (L08)	88	09/05→10/10					
1.9 CDTi 16V (L08)	88	03/05→10/10					
2.0 Turbo (L08)	125	03/05→10/10					
2.0 Turbo (L08)	147	03/05→10/10					
1.3 CDTi (L08)	66	04/05→10/10	➔	08/05→	2	11.8116-0292.1 390521	ATE
1.6 (L08)	85	12/06→10/10	➔	01/07→	2	11.8116-0292.1 390521	ATE
1.7 CDTi (L08)	81	02/07→10/10	➔	04/07→	2	11.8116-0292.1 390521	ATE
1.7 CDTi (L08)	92	02/07→10/10					
2.0 Turbo (L08)	177	08/05→10/10			2	11.8116-0356.1 390586	ATE
<b>Führungshülzensatz, Bremssattel</b>							
1.2 (L08)	59	08/05→10/10	➔			11.0101-5407.2 260011	ATE
1.4 (L08)	55	03/05→10/10					
1.4 (L08)	66	03/05→10/10					
1.6 (L08)	77	03/05→10/10					
1.6 Turbo (L08)	132	02/07→10/10					
1.7 CDTi (L08)	74	03/05→10/10					
1.7 CDTi (L08)	59	03/05→10/10					
1.8 (L08)	92	03/05→10/10					
1.8 (L08)	103	01/06→10/10					
1.9 CDTi (L08)	110	03/05→10/10					
1.9 CDTi (L08)	74	01/06→10/10					
1.9 CDTi (L08)	88	09/05→10/10					
1.9 CDTi 16V (L08)	88	03/05→10/10					
2.0 Turbo (L08)	125	03/05→10/10					
2.0 Turbo (L08)	147	03/05→10/10					
2.0 Turbo (L08)	177	08/05→10/10					
1.3 CDTi (L08)	66	04/05→10/10	➔	08/05→		11.0101-5407.2 260011	ATE
1.6 (L08)	85	12/06→10/10	➔	01/07→		11.0101-5407.2 260011	ATE
↓							

	kw			 	! #		
<b>OPEL - ASTRA H GTC (A04) 03/05→10/10</b>							
<b>Führungshülzensatz, Bremsattel</b>							
1.7 CDTi (L08)	81	02/07→10/10	←	04/07→		11.0101-5407.2 260011	ATE
1.7 CDTi (L08)	92	02/07→10/10					
<b>Führungsbolzen, Bremsattel</b>							
1.2 (L08)	59	08/05→10/10				11.8171-0008.1 990049	ATE
1.4 (L08)	55	03/05→10/10					
1.4 (L08)	66	03/05→10/10					
1.6 (L08)	77	03/05→10/10					
1.6 Turbo (L08)	132	02/07→10/10					
1.7 CDTi (L08)	74	03/05→10/10					
1.7 CDTi (L08)	59	03/05→10/10					
1.8 (L08)	92	03/05→10/10					
1.8 (L08)	103	01/06→10/10					
1.9 CDTi (L08)	110	03/05→10/10					
1.9 CDTi (L08)	74	01/06→10/10					
1.9 CDTi (L08)	88	09/05→10/10					
1.9 CDTi 16V (L08)	88	03/05→10/10					
2.0 Turbo (L08)	125	03/05→10/10					
2.0 Turbo (L08)	147	03/05→10/10					
2.0 Turbo (L08)	177	08/05→10/10					
1.3 CDTi (L08)	66	04/05→10/10		08/05→		11.8171-0008.1 990049	ATE
1.6 (L08)	85	12/06→10/10		01/07→		11.8171-0008.1 990049	ATE
1.7 CDTi (L08)	81	02/07→10/10		04/07→		11.8171-0008.1 990049	ATE
1.7 CDTi (L08)	92	02/07→10/10					
<b>Dichtungssatz, Bremsattel</b>							
1.2 (L08)	59	08/05→10/10	←			11.0441-5704.2 250034	ATE
1.4 (L08)	55	03/05→10/10					
1.4 (L08)	66	03/05→10/10					
1.6 (L08)	77	03/05→10/10					
1.6 Turbo (L08)	132	02/07→10/10					
1.7 CDTi (L08)	74	03/05→10/10					
1.7 CDTi (L08)	59	03/05→10/10					
1.8 (L08)	92	03/05→10/10					
1.8 (L08)	103	01/06→10/10					
1.9 CDTi (L08)	110	03/05→10/10					
1.9 CDTi (L08)	74	01/06→10/10					
1.9 CDTi (L08)	88	09/05→10/10					
1.9 CDTi 16V (L08)	88	03/05→10/10					
2.0 Turbo (L08)	125	03/05→10/10					
2.0 Turbo (L08)	147	03/05→10/10					
1.3 CDTi (L08)	66	04/05→10/10	←	08/05→		11.0441-5704.2 250034	ATE
1.6 (L08)	85	12/06→10/10	←	01/07→		11.0441-5704.2 250034	ATE
1.7 CDTi (L08)	81	02/07→10/10	←	04/07→		11.0441-5704.2 250034	ATE
1.7 CDTi (L08)	92	02/07→10/10					
<b>Bremsschlauch</b>							
1.2 (L08)	59	08/05→10/10	←		2	24.5241-0429.3 331381	L= 429
1.4 (L08)	55	03/05→10/10	→			24.5152-0218.3 331042	L= 230 mit Rohrleitung
1.4 (L08)	66	03/05→10/10	→	☐; für Fahrzeuge mit Trommelbremse an der Hinterachse			
1.6 (L08)	77	03/05→10/10	→	☐; für Fahrzeuge mit Trommelbremse an der Hinterachse		24.5152-0219.3 331043	L= 230 mit Rohrleitung
1.7 CDTi (L08)	74	03/05→10/10	→	☐; für Fahrzeuge mit Trommelbremse an der Hinterachse			
1.7 CDTi (L08)	59	03/05→10/10	→	☐; für Fahrzeuge mit Trommelbremse an der Hinterachse			
1.8 (L08)	92	03/05→10/10	→	☐; für Fahrzeuge mit Trommelbremse an der Hinterachse			
1.8 (L08)	103	01/06→10/10	→	☐; für Fahrzeuge mit Trommelbremse an der Hinterachse			
1.9 CDTi (L08)	110	03/05→10/10	→	☐; für Fahrzeuge mit Scheibenbremse an der Hinterachse		24.5157-0218.3 331095	L= 219 L2= 185 mit Rohrleitung
1.9 CDTi (L08)	74	01/06→10/10	→	☐; für Fahrzeuge mit Scheibenbremse an der Hinterachse			
1.9 CDTi (L08)	88	09/05→10/10	→	☐; für Fahrzeuge mit Scheibenbremse an der Hinterachse			
1.9 CDTi 16V (L08)	88	03/05→10/10	→	☐; für Fahrzeuge mit Scheibenbremse an der Hinterachse		24.5157-0219.3 331096	L= 219 L2= 185 mit Rohrleitung
2.0 Turbo (L08)	125	03/05→10/10	→	☐; für Fahrzeuge mit Scheibenbremse an der Hinterachse			
2.0 Turbo (L08)	147	03/05→10/10	→	☐; für Fahrzeuge mit Scheibenbremse an der Hinterachse			
1.3 CDTi (L08)	66	04/05→10/10	←	08/05→	2	24.5241-0429.3 331381	L= 429
			→	☐; 08/05→; für Fahrzeuge mit Trommelbremse an der Hinterachse		24.5152-0218.3 331042	L= 230 mit Rohrleitung
			→	☐; 08/05→; für Fahrzeuge mit Trommelbremse an der Hinterachse		24.5152-0219.3 331043	L= 230 mit Rohrleitung
			→	☐; 08/05→; für Fahrzeuge mit Scheibenbremse an der Hinterachse		24.5157-0218.3 331095	L= 219 L2= 185 mit Rohrleitung
			→	☐; 08/05→; für Fahrzeuge mit Scheibenbremse an der Hinterachse		24.5157-0219.3 331096	L= 219 L2= 185 mit Rohrleitung
1.6 (L08)	85	12/06→10/10	←	01/07→	2	24.5241-0429.3 331381	L= 429
↓							

	kw			 	! #		
<b>OPEL - ASTRA H GTC (A04) 03/05→10/10</b>							
 <b>Bremsschlauch</b>							
1.6 (L08)	85	12/06→10/10	➔	<input type="checkbox"/> ; 01/07→; für Fahrzeuge mit Trommelbremse an der Hinterachse		24.5152-0218.3 331042	L= 230 mit Rohrleitung
			➔	<input type="checkbox"/> ; 01/07→; für Fahrzeuge mit Trommelbremse an der Hinterachse		24.5152-0219.3 331043	L= 230 mit Rohrleitung
			➔	<input type="checkbox"/> ; 01/07→; für Fahrzeuge mit Scheibenbremse an der Hinterachse		24.5157-0218.3 331095	L= 219 L2= 185 mit Rohrleitung
			➔	<input type="checkbox"/> ; 01/07→; für Fahrzeuge mit Scheibenbremse an der Hinterachse		24.5157-0219.3 331096	L= 219 L2= 185 mit Rohrleitung
1.6 Turbo (L08)	132	02/07→10/10	←		2	24.5241-0429.3 331381	L= 429
			➔	<input type="checkbox"/> ; für Fahrzeuge mit Scheibenbremse an der Hinterachse		24.5157-0218.3 331095	L= 219 L2= 185 mit Rohrleitung
			➔	<input type="checkbox"/> ; für Fahrzeuge mit Scheibenbremse an der Hinterachse		24.5157-0219.3 331096	L= 219 L2= 185 mit Rohrleitung
1.7 CDTI (L08) 1.7 CDTI (L08)	81 92	02/07→10/10 02/07→10/10	←	04/07→	2	24.5241-0429.3 331381	L= 429
			➔	<input type="checkbox"/> ; 04/07→; für Fahrzeuge mit Scheibenbremse an der Hinterachse		24.5157-0218.3 331095	L= 219 L2= 185 mit Rohrleitung
			➔	<input type="checkbox"/> ; 04/07→; für Fahrzeuge mit Scheibenbremse an der Hinterachse		24.5157-0219.3 331096	L= 219 L2= 185 mit Rohrleitung
2.0 Turbo (L08)	177	08/05→10/10	➔	<input type="checkbox"/> ; für Fahrzeuge mit Trommelbremse an der Hinterachse		24.5152-0218.3 331042	L= 230 mit Rohrleitung
			➔	<input type="checkbox"/> ; für Fahrzeuge mit Trommelbremse an der Hinterachse		24.5152-0219.3 331043	L= 230 mit Rohrleitung
			➔	<input type="checkbox"/> ; für Fahrzeuge mit Scheibenbremse an der Hinterachse		24.5157-0218.3 331095	L= 219 L2= 185 mit Rohrleitung
			➔	<input type="checkbox"/> ; für Fahrzeuge mit Scheibenbremse an der Hinterachse		24.5157-0219.3 331096	L= 219 L2= 185 mit Rohrleitung
<b>OPEL - ASTRA H Kasten (L70) 02/04→12/13</b>							
 <b>Bremssattel</b>							
1.3 CDTI (L70)	66	08/05→10/10	←	<input type="checkbox"/>		24.3571-9823.5 240499	ATE Ø 57 - Halter
1.9 CDTI (L70)	88	09/05→10/10	←	<input type="checkbox"/>		24.3571-9824.5 240500	ATE Ø 57 - Halter
1.9 CDTI (L70)	110	09/04→10/10	←	<input type="checkbox"/>		24.3571-9824.5 240500	ATE Ø 57 - Halter
1.9 CDTI 16V (L70)	88	08/04→10/10	➔	<input type="checkbox"/> ; Felge Lochzahl: 4		24.3367-1707.5 240898	TRW Ø 36 - Halter
			➔	<input type="checkbox"/> ; Felge Lochzahl: 4		24.3367-1708.5 240899	TRW Ø 36 - Halter
			➔	<input type="checkbox"/> ; Felge Lochzahl: 5		24.3387-1701.5 240826	TRW Ø 38 - Halter
			➔	<input type="checkbox"/> ; Felge Lochzahl: 5		24.3387-1702.5 240827	TRW Ø 38 - Halter
1.7 CDTI (L70)	74	03/04→10/10	←	<input type="checkbox"/> ; 08/04→		24.3571-9823.5 240499	ATE Ø 57 - Halter
			←	<input type="checkbox"/> ; 08/04→		24.3571-9824.5 240500	ATE Ø 57 - Halter
			➔	<input type="checkbox"/> ; 08/04→; Felge Lochzahl: 4		24.3367-1707.5 240898	TRW Ø 36 - Halter
			➔	<input type="checkbox"/> ; 08/04→; Felge Lochzahl: 4		24.3367-1708.5 240899	TRW Ø 36 - Halter
			➔	<input type="checkbox"/> ; 08/04→; Felge Lochzahl: 5		24.3387-1701.5 240826	TRW Ø 38 - Halter
			➔	<input type="checkbox"/> ; 08/04→; Felge Lochzahl: 5		24.3387-1702.5 240827	TRW Ø 38 - Halter
1.7 CDTI (L70) 1.7 CDTI (L70)	81 92	02/07→10/10 02/07→10/10	←	<input type="checkbox"/> ; 04/07→		24.3571-9823.5 240499	ATE Ø 57 - Halter
			←	<input type="checkbox"/> ; 04/07→		24.3571-9824.5 240500	ATE Ø 57 - Halter
			➔	<input type="checkbox"/> ; 04/07→; Felge Lochzahl: 4		24.3367-1707.5 240898	TRW Ø 36 - Halter
			➔	<input type="checkbox"/> ; 04/07→; Felge Lochzahl: 4		24.3367-1708.5 240899	TRW Ø 36 - Halter
			➔	<input type="checkbox"/> ; 04/07→; Felge Lochzahl: 5		24.3387-1701.5 240826	TRW Ø 38 - Halter
			➔	<input type="checkbox"/> ; 04/07→; Felge Lochzahl: 5		24.3387-1702.5 240827	TRW Ø 38 - Halter
<b>Halter, Bremssattel</b>							
1.7 CDTI (L70)	92	02/07→10/10	←	04/07→		11.8170-0758.1 260120	ATE
1.9 CDTI (L70)	88	09/05→10/10	←			11.8170-0758.1 260120	ATE
1.9 CDTI (L70)	110	09/04→10/10	←			11.8170-0758.1 260120	ATE
1.9 CDTI 16V (L70)	88	08/04→10/10	↓				



**OPEL - ASTRA H Kasten (L70) 02/04→12/13**

**Feder, Bremsattel**

1.3 CDTi (L70)	66	08/05→10/10	←		2	11.8116-0292.1	390521	ATE
1.9 CDTi (L70)	88	09/05→10/10						
1.9 CDTi (L70)	110	09/04→10/10						
1.9 CDTi 16V (L70)	88	08/04→10/10						
1.7 CDTi (L70)	74	03/04→10/10	←	08/04→	2	11.8116-0292.1	390521	ATE
1.7 CDTi (L70)	81	02/07→10/10	←	04/07→	2	11.8116-0292.1	390521	ATE
1.7 CDTi (L70)	92	02/07→10/10						

**Führungshülzensatz, Bremsattel**

1.3 CDTi (L70)	66	08/05→10/10	←			11.0101-5407.2	260011	ATE
1.9 CDTi (L70)	88	09/05→10/10						
1.9 CDTi (L70)	110	09/04→10/10						
1.9 CDTi 16V (L70)	88	08/04→10/10						
1.7 CDTi (L70)	74	03/04→10/10	←	08/04→		11.0101-5407.2	260011	ATE
1.7 CDTi (L70)	81	02/07→10/10	←	04/07→		11.0101-5407.2	260011	ATE
1.7 CDTi (L70)	92	02/07→10/10						

**Führungsbolzen, Bremsattel**

1.3 CDTi (L70)	66	08/05→10/10	←			11.8171-0008.1	990049	ATE
1.9 CDTi (L70)	88	09/05→10/10						
1.9 CDTi (L70)	110	09/04→10/10						
1.9 CDTi 16V (L70)	88	08/04→10/10						
1.7 CDTi (L70)	74	03/04→10/10	←	08/04→		11.8171-0008.1	990049	ATE
1.7 CDTi (L70)	81	02/07→10/10	←	04/07→		11.8171-0008.1	990049	ATE
1.7 CDTi (L70)	92	02/07→10/10						

**Dichtungssatz, Bremsattel**

1.3 CDTi (L70)	66	08/05→10/10	←			11.0441-5704.2	250034	ATE
1.9 CDTi (L70)	88	09/05→10/10						
1.9 CDTi (L70)	110	09/04→10/10						
1.9 CDTi 16V (L70)	88	08/04→10/10						
1.7 CDTi (L70)	74	03/04→10/10	←	08/04→		11.0441-5704.2	250034	ATE
1.7 CDTi (L70)	81	02/07→10/10	←	04/07→		11.0441-5704.2	250034	ATE
1.7 CDTi (L70)	92	02/07→10/10						

**Bremsschlauch**








1.3 CDTi (L70)	66	08/05→10/10	←		2	24.5241-0429.3	331381	L= 429
1.9 CDTi (L70)	88	09/05→10/10	→	☐		24.5157-0218.3	331095	L= 219 L2= 185 mit Rohrleitung
1.9 CDTi (L70)	110	09/04→10/10	→	☐		24.5157-0219.3	331096	L= 219 L2= 185 mit Rohrleitung
1.9 CDTi 16V (L70)	88	08/04→10/10	→	☐		24.5157-0219.3	331096	L= 219 L2= 185 mit Rohrleitung
1.7 CDTi (L70)	74	03/04→10/10	←	08/04→	2	24.5241-0429.3	331381	L= 429
			→	☐; 08/04→		24.5157-0218.3	331095	L= 219 L2= 185 mit Rohrleitung
			→	☐; 08/04→		24.5157-0219.3	331096	L= 219 L2= 185 mit Rohrleitung
1.7 CDTi (L70)	81	02/07→10/10	←	04/07→	2	24.5241-0429.3	331381	L= 429
1.7 CDTi (L70)	92	02/07→10/10	→	☐; 04/07→		24.5157-0218.3	331095	L= 219 L2= 185 mit Rohrleitung
			→	☐; 04/07→		24.5157-0219.3	331096	L= 219 L2= 185 mit Rohrleitung











**OPEL - ASTRA H Stufenheck (A04) 02/07→05/14**








**Bremssattel**








1.3 CDTi (L69)	66	02/07→10/10	←	☐		24.3571-9823.5	240499	ATE Ø 57 - Halter
1.7 CDTi (L69)	74	02/07→10/10	←	☐		24.3571-9824.5	240500	ATE Ø 57 - Halter
			→	☐; Felge Lochzahl: 4		24.3367-1707.5	240898	TRW Ø 36 - Halter
			→	☐; Felge Lochzahl: 4		24.3367-1708.5	240899	TRW Ø 36 - Halter
			→	☐; Felge Lochzahl: 5		24.3387-1701.5	240826	TRW Ø 38 - Halter
			→	☐; Felge Lochzahl: 5		24.3387-1702.5	240827	TRW Ø 38 - Halter
1.6 (L69)	85	02/07→05/14	←	☐; → 11/10		24.3571-9823.5	240499	ATE Ø 57 - Halter
			←	☐; → 11/10		24.3571-9824.5	240500	ATE Ø 57 - Halter
			→	☐; → 11/10; Felge Lochzahl: 4		24.3367-1707.5	240898	TRW Ø 36 - Halter
			→	☐; → 11/10; Felge Lochzahl: 4		24.3367-1708.5	240899	TRW Ø 36 - Halter
			→	☐; → 11/10; Felge Lochzahl: 5		24.3387-1701.5	240826	TRW Ø 38 - Halter
			→	☐; → 11/10; Felge Lochzahl: 5		24.3387-1702.5	240827	TRW Ø 38 - Halter
1.7 CDTi (L69)	81	02/07→05/14	←	☐; 04/07→ 11/10		24.3571-9823.5	240499	ATE Ø 57 - Halter
			←	☐; 04/07→ 11/10		24.3571-9824.5	240500	ATE Ø 57 - Halter
			→	☐; 04/07→ 11/10; Felge Lochzahl: 4		24.3367-1707.5	240898	TRW Ø 36 - Halter








↓

	kw			 	! #			
<b>OPEL - ASTRA H Stufenheck (A04) 02/07→05/14</b>								
<b>Bremssattel</b>								
1.7 CDTi (L69)	81	02/07→05/14	➔	☐; 04/07→ 11/10; Felge Lochzahl: 4	24.3367-1708.5	240899	TRW Ø 36 - Halter	
			➔	☐; 04/07→ 11/10; Felge Lochzahl: 5	24.3387-1701.5	240826	TRW Ø 38 - Halter	
			➔	☐; 04/07→ 11/10; Felge Lochzahl: 5	24.3387-1702.5	240827	TRW Ø 38 - Halter	
1.8 (L69)	103	02/07→10/10	←	☐	24.3571-9823.5	240499	ATE Ø 57 - Halter	
			←	☐	24.3571-9824.5	240500	ATE Ø 57 - Halter	
			➔	☐; Felge Lochzahl: 4	24.3367-1707.5	240898	TRW Ø 36 - Halter	
			➔	☐; → 11/10; Felge Lochzahl: 4	24.3367-1708.5	240899	TRW Ø 36 - Halter	
			➔	☐; Felge Lochzahl: 5	24.3387-1701.5	240826	TRW Ø 38 - Halter	
			➔	☐; Felge Lochzahl: 5	24.3387-1702.5	240827	TRW Ø 38 - Halter	
<b>Feder, Bremssattel</b>								
1.3 CDTi (L69)	66	02/07→10/10	←		2	11.8116-0292.1	390521	ATE
1.7 CDTi (L69)	74	02/07→10/10						
1.8 (L69)	103	02/07→10/10						
1.6 (L69)	85	02/07→05/14	←	→ 11/10	2	11.8116-0292.1	390521	ATE
1.7 CDTi (L69)	81	02/07→05/14	←	04/07→ 11/10	2	11.8116-0292.1	390521	ATE
<b>Führungshülsensatz, Bremssattel</b>								
1.3 CDTi (L69)	66	02/07→10/10	←			11.0101-5407.2	260011	ATE
1.7 CDTi (L69)	74	02/07→10/10						
1.8 (L69)	103	02/07→10/10						
1.6 (L69)	85	02/07→05/14	←	→ 11/10		11.0101-5407.2	260011	ATE
1.7 CDTi (L69)	81	02/07→05/14	←	04/07→ 11/10		11.0101-5407.2	260011	ATE
<b>Führungsbolzen, Bremssattel</b>								
1.3 CDTi (L69)	66	02/07→10/10				11.8171-0008.1	990049	ATE
1.7 CDTi (L69)	74	02/07→10/10						
1.8 (L69)	103	02/07→10/10						
1.6 (L69)	85	02/07→05/14		→ 11/10		11.8171-0008.1	990049	ATE
1.7 CDTi (L69)	81	02/07→05/14		04/07→ 11/10		11.8171-0008.1	990049	ATE
<b>Dichtungssatz, Bremssattel</b>								
1.3 CDTi (L69)	66	02/07→10/10	←			11.0441-5704.2	250034	ATE
1.7 CDTi (L69)	74	02/07→10/10						
1.8 (L69)	103	02/07→10/10						
1.6 (L69)	85	02/07→05/14	←	→ 11/10		11.0441-5704.2	250034	ATE
1.7 CDTi (L69)	81	02/07→05/14	←	04/07→ 11/10		11.0441-5704.2	250034	ATE
<b>Bremsschlauch</b>								
1.3 CDTi (L69)	66	02/07→10/10	←		2	24.5241-0429.3	331381	L= 429
1.7 CDTi (L69)	74	02/07→10/10						
1.8 (L69)	103	02/07→10/10	➔	☐; für Fahrzeuge mit Trommelbremse an der Hinterachse	24.5152-0218.3	331042	L= 230 mit Rohrleitung	
			➔	☐; für Fahrzeuge mit Trommelbremse an der Hinterachse	24.5152-0219.3	331043	L= 230 mit Rohrleitung	
			➔	☐; für Fahrzeuge mit Scheibenbremse an der Hinterachse	24.5157-0218.3	331095	L= 219 L2= 185 mit Rohrleitung	
			➔	☐; für Fahrzeuge mit Scheibenbremse an der Hinterachse	24.5157-0219.3	331096	L= 219 L2= 185 mit Rohrleitung	
			➔	☐; für Fahrzeuge mit Scheibenbremse an der Hinterachse	24.5157-0219.3	331096	L= 219 L2= 185 mit Rohrleitung	
1.6 (L69)	85	02/07→05/14	←	→ 11/10	2	24.5241-0429.3	331381	L= 429
			➔	☐; → 11/10; für Fahrzeuge mit Trommelbremse an der Hinterachse	24.5152-0218.3	331042	L= 230 mit Rohrleitung	
			➔	☐; → 11/10; für Fahrzeuge mit Trommelbremse an der Hinterachse	24.5152-0219.3	331043	L= 230 mit Rohrleitung	
			➔	☐; → 11/10; für Fahrzeuge mit Scheibenbremse an der Hinterachse	24.5157-0218.3	331095	L= 219 L2= 185 mit Rohrleitung	
			➔	☐; → 11/10; für Fahrzeuge mit Scheibenbremse an der Hinterachse	24.5157-0219.3	331096	L= 219 L2= 185 mit Rohrleitung	
1.7 CDTi (L69)	81	02/07→05/14	←	04/07→ 11/10	2	24.5241-0429.3	331381	L= 429
↓								








	kw					! #		
<b>OPEL - ASTRA H Stufenheck (A04) 02/07→05/14</b>								
 <b>Bremsschlauch</b>								
1.7 CDTi (L69)	81	02/07→05/14	➔	☐; 04/07→ 11/10; für Fahrzeuge mit Scheibenbremse an der Hinterachse		24.5157-0218.3	331095	L= 219 L2= 185 mit Rohrleitung
			➔	☐; 04/07→ 11/10; für Fahrzeuge mit Scheibenbremse an der Hinterachse		24.5157-0219.3	331096	L= 219 L2= 185 mit Rohrleitung
<b>OPEL - ASTRA H TwinTop (A04) 09/05→10/10</b>								
 <b>Bremssattel</b>								
1.6 (L67)	77	09/05→10/10	←	☐; 03/06→		24.3571-9823.5	240499	ATE Ø 57 - Halter
1.8 (L67)	92	09/05→10/10	←	☐; 03/06→		24.3571-9824.5	240500	ATE Ø 57 - Halter
1.8 (L67)	103	09/05→10/10	←	☐; 03/06→		24.3571-9824.5	240500	ATE Ø 57 - Halter
1.9 CDTi (L67)	110	09/05→10/10	➔	☐; 03/06→; Felge Lochzahl: 4		24.3367-1707.5	240898	TRW Ø 36 - Halter
2.0 Turbo (L67)	125	09/05→10/10	➔	☐; 03/06→; Felge Lochzahl: 4		24.3367-1708.5	240899	TRW Ø 36 - Halter
2.0 Turbo (L67)	147	09/05→10/10	➔	☐; 03/06→; Felge Lochzahl: 4		24.3367-1708.5	240899	TRW Ø 36 - Halter
			➔	☐; 03/06→; Felge Lochzahl: 5		24.3387-1701.5	240826	TRW Ø 38 - Halter
			➔	☐; 03/06→; Felge Lochzahl: 5		24.3387-1702.5	240827	TRW Ø 38 - Halter
1.6 (L67)	85	12/06→10/10	←	☐		24.3571-9823.5	240499	ATE Ø 57 - Halter
1.6 Turbo (L67)	132	02/07→10/10	←	☐		24.3571-9824.5	240500	ATE Ø 57 - Halter
			➔	☐; Felge Lochzahl: 4		24.3367-1707.5	240898	TRW Ø 36 - Halter
			➔	☐; Felge Lochzahl: 4		24.3367-1708.5	240899	TRW Ø 36 - Halter
			➔	☐; Felge Lochzahl: 5		24.3387-1701.5	240826	TRW Ø 38 - Halter
			➔	☐; Felge Lochzahl: 5		24.3387-1702.5	240827	TRW Ø 38 - Halter
<b>Halter, Bremssattel</b>								
1.6 Turbo (L67)	132	02/07→10/10	←			11.8170-0758.1	260120	ATE
1.9 CDTi (L67)	110	09/05→10/10	←	03/06→		11.8170-0758.1	260120	ATE
2.0 Turbo (L67)	125	09/05→10/10	←			11.8170-0758.1	260120	ATE
2.0 Turbo (L67)	147	09/05→10/10	←			11.8170-0758.1	260120	ATE
<b>Feder, Bremssattel</b>								
1.6 (L67)	77	09/05→10/10	←	03/06→	2	11.8116-0292.1	390521	ATE
1.8 (L67)	92	09/05→10/10	←			11.8116-0292.1	390521	ATE
1.8 (L67)	103	09/05→10/10	←			11.8116-0292.1	390521	ATE
1.9 CDTi (L67)	110	09/05→10/10	←			11.8116-0292.1	390521	ATE
2.0 Turbo (L67)	125	09/05→10/10	←			11.8116-0292.1	390521	ATE
2.0 Turbo (L67)	147	09/05→10/10	←			11.8116-0292.1	390521	ATE
1.6 (L67)	85	12/06→10/10	←		2	11.8116-0292.1	390521	ATE
1.6 Turbo (L67)	132	02/07→10/10	←			11.8116-0292.1	390521	ATE
<b>Führungshülzensatz, Bremssattel</b>								
1.6 (L67)	77	09/05→10/10	←	03/06→		11.0101-5407.2	260011	ATE
1.8 (L67)	92	09/05→10/10	←			11.0101-5407.2	260011	ATE
1.8 (L67)	103	09/05→10/10	←			11.0101-5407.2	260011	ATE
1.9 CDTi (L67)	110	09/05→10/10	←			11.0101-5407.2	260011	ATE
2.0 Turbo (L67)	125	09/05→10/10	←			11.0101-5407.2	260011	ATE
2.0 Turbo (L67)	147	09/05→10/10	←			11.0101-5407.2	260011	ATE
1.6 (L67)	85	12/06→10/10	←			11.0101-5407.2	260011	ATE
1.6 Turbo (L67)	132	02/07→10/10	←			11.0101-5407.2	260011	ATE
<b>Führungsbolzen, Bremssattel</b>								
1.6 (L67)	77	09/05→10/10		03/06→		11.8171-0008.1	990049	ATE
1.8 (L67)	92	09/05→10/10				11.8171-0008.1	990049	ATE
1.8 (L67)	103	09/05→10/10				11.8171-0008.1	990049	ATE
1.9 CDTi (L67)	110	09/05→10/10				11.8171-0008.1	990049	ATE
2.0 Turbo (L67)	125	09/05→10/10				11.8171-0008.1	990049	ATE
2.0 Turbo (L67)	147	09/05→10/10				11.8171-0008.1	990049	ATE
1.6 (L67)	85	12/06→10/10				11.8171-0008.1	990049	ATE
1.6 Turbo (L67)	132	02/07→10/10				11.8171-0008.1	990049	ATE
<b>Dichtungssatz, Bremssattel</b>								
1.6 (L67)	77	09/05→10/10	←	03/06→		11.0441-5704.2	250034	ATE
1.8 (L67)	92	09/05→10/10	←			11.0441-5704.2	250034	ATE
1.8 (L67)	103	09/05→10/10	←			11.0441-5704.2	250034	ATE
1.9 CDTi (L67)	110	09/05→10/10	←			11.0441-5704.2	250034	ATE
2.0 Turbo (L67)	125	09/05→10/10	←			11.0441-5704.2	250034	ATE
2.0 Turbo (L67)	147	09/05→10/10	←			11.0441-5704.2	250034	ATE
1.6 (L67)	85	12/06→10/10	←			11.0441-5704.2	250034	ATE
1.6 Turbo (L67)	132	02/07→10/10	←			11.0441-5704.2	250034	ATE
 <b>Bremsschlauch</b>								
1.6 (L67)	77	09/05→10/10	←	03/06→	2	24.5241-0429.3	331381	L= 429
1.8 (L67)	92	09/05→10/10						
↓								








	kw			 	! #		
<b>OPEL - ASTRA H TwinTop (A04) 09/05→10/10</b>							
<b>Bremsschlauch</b>							
1.8 (L67)	103	09/05→10/10	➔	☐; 03/06→; für Fahrzeuge mit Scheibenbremse an der Hinterachse		24.5157-0218.3 331095	L= 219 L2= 185 mit Rohrleitung
1.9 CDTi (L67)	110	09/05→10/10					
2.0 Turbo (L67)	125	09/05→10/10					
2.0 Turbo (L67)	147	09/05→10/10	➔	☐; 03/06→; für Fahrzeuge mit Scheibenbremse an der Hinterachse		24.5157-0219.3 331096	L= 219 L2= 185 mit Rohrleitung
1.6 (L67)	85	12/06→10/10	➔		2	24.5241-0429.3 331381	L= 429
1.6 Turbo (L67)	132	02/07→10/10	➔	☐; für Fahrzeuge mit Scheibenbremse an der Hinterachse		24.5157-0218.3 331095	L= 219 L2= 185 mit Rohrleitung
			➔	☐; für Fahrzeuge mit Scheibenbremse an der Hinterachse		24.5157-0219.3 331096	L= 219 L2= 185 mit Rohrleitung
<b>OPEL - ASTRA J (P10) 09/09→10/15</b>							
<b>Bremssattel</b>							
1.3 CDTi (68)	70	12/09→10/15	➔	☐; für Bremsscheibendurchmesser [mm]: 300		11.9601-2601.2 220913	ATE Ø 60 - Halter
1.4 (68)	64	12/09→10/15					
1.4 (68)	74	12/09→10/15					
1.4 LPG (68)	103	01/12→10/15					
1.4 Turbo (68)	103	12/09→10/15	➔	☐; für Bremsscheibendurchmesser [mm]: 300		11.9601-2602.2 220914	ATE Ø 60 - Halter
1.6 (68)	85	12/09→10/15					
1.6 CDTi (68)	81	02/14→10/15					
1.6 CDTi (68)	100	11/13→10/15	➔	☐; für Bremsscheibendurchmesser [mm]: 276		11.9601-2603.2 220915	ATE Ø 60 - Halter
1.6 SIDI (68)	125	12/12→10/15					
1.6 Turbo (68)	132	12/09→10/15					
1.7 CDTi (68)	74	10/10→10/15	➔	☐; für Bremsscheibendurchmesser [mm]: 276		11.9601-2604.2 220916	ATE Ø 60 - Halter
1.7 CDTi (68)	81	09/09→10/15					
1.7 CDTi (68)	92	12/09→10/15					
1.7 CDTi (68)	96	07/11→10/15	➔	☐; - eFSB		11.9382-7001.2 220889	ATE Ø 38 - Halter
2.0 BiTurbo CDTi (68)	143	09/12→10/15	➔	☐; - eFSB		11.9382-7002.2 220890	ATE Ø 38 - Halter
2.0 CDTi (68)	118	09/09→10/15	➔	☐; + eFSB		11.9382-7003.2 220891	ATE Ø 38 - Halter
2.0 CDTi (68)	121	06/11→10/15	➔	☐; + eFSB		11.9382-7004.2 220892	ATE Ø 38 - Halter
1.4 Turbo (68)	88	10/10→10/15	➔	☐; 11/10→; für Bremsscheibendurchmesser [mm]: 300		11.9601-2601.2 220913	ATE Ø 60 - Halter
			➔	☐; 11/10→; für Bremsscheibendurchmesser [mm]: 300		11.9601-2602.2 220914	ATE Ø 60 - Halter
			➔	☐; 11/10→; für Bremsscheibendurchmesser [mm]: 276		11.9601-2603.2 220915	ATE Ø 60 - Halter
			➔	☐; 11/10→; für Bremsscheibendurchmesser [mm]: 276		11.9601-2604.2 220916	ATE Ø 60 - Halter
			➔	☐; 11/10→; - eFSB		11.9382-7001.2 220889	ATE Ø 38 - Halter
			➔	☐; 11/10→; - eFSB		11.9382-7002.2 220890	ATE Ø 38 - Halter
			➔	☐; 11/10→; + eFSB		11.9382-7003.2 220891	ATE Ø 38 - Halter
			➔	☐; 11/10→; + eFSB		11.9382-7004.2 220892	ATE Ø 38 - Halter
<b>Halter, Bremssattel</b>							
1.3 CDTi (68)	70	12/09→10/15	➔	für Bremsscheibendurchmesser [mm]: 268		11.8170-1105.1 260112	ATE
1.4 (68)	64	12/09→10/15					
1.4 (68)	74	12/09→10/15	➔	für Bremsscheibendurchmesser [mm]: 292		11.8170-1106.1 260113	ATE
1.4 LPG (68)	103	01/12→10/15					
1.4 Turbo (68)	103	12/09→10/15					
1.6 (68)	85	12/09→10/15					
1.6 CDTi (68)	81	02/14→10/15					
1.6 SIDI (68)	125	12/12→10/15					
1.6 Turbo (68)	132	12/09→10/15					
1.7 CDTi (68)	74	10/10→10/15					
1.7 CDTi (68)	92	12/09→10/15					
1.7 CDTi (68)	96	07/11→10/15					
2.0 CDTi (68)	121	06/11→10/15					
1.4 Turbo (68)	88	10/10→10/15	➔	11/10→; für Bremsscheibendurchmesser [mm]: 268		11.8170-1105.1 260112	ATE
			➔	11/10→; für Bremsscheibendurchmesser [mm]: 292		11.8170-1106.1 260113	ATE
1.6 CDTi (68)	100	11/13→10/15	➔	01/14→; für Bremsscheibendurchmesser [mm]: 268		11.8170-1105.1 260112	ATE
↓							








	kw			 	! #		
<b>OPEL - ASTRA J (P10) 09/09→10/15</b>							
<b>Halter, Bremsattel</b>							
1.6 CDTi (68)	100	11/13→10/15	➔	01/14→; für Bremsscheibendurchmesser [mm]: 292		11.8170-1106.1 260113	ATE
1.7 CDTi (68) 2.0 CDTi (68)	81 118	09/09→10/15 09/09→10/15	➔	12/09→; für Bremsscheibendurchmesser [mm]: 268		11.8170-1105.1 260112	ATE
			➔	12/09→; für Bremsscheibendurchmesser [mm]: 292		11.8170-1106.1 260113	ATE
2.0 BiTurbo CDTi (68)	143	09/12→10/15	➔	12/12→; für Bremsscheibendurchmesser [mm]: 268		11.8170-1105.1 260112	ATE
			➔	12/12→; für Bremsscheibendurchmesser [mm]: 292		11.8170-1106.1 260113	ATE
<b>Zubehörsatz, Bremsattel</b>							
1.3 CDTi (68)	70	12/09→10/15		für Bremsscheibendurchmesser [mm]: 276; 08.2012→		11.0103-0002.2 250157	ATE
1.4 (68)	64	12/09→10/15					
1.4 (68)	74	12/09→10/15		für Bremsscheibendurchmesser [mm]: 300; 08.2012→		11.0103-0002.2 250157	ATE
1.4 LPG (68)	103	01/12→10/15					
1.4 Turbo (68)	103	12/09→10/15					
1.6 (68)	85	12/09→10/15					
1.6 CDTi (68)	81	02/14→10/15					
1.6 CDTi (68)	100	11/13→10/15					
1.6 SIDI (68)	125	12/12→10/15					
1.6 Turbo (68)	132	12/09→10/15					
1.7 CDTi (68)	74	10/10→10/15					
1.7 CDTi (68)	81	09/09→10/15					
1.7 CDTi (68)	92	12/09→10/15					
1.7 CDTi (68)	96	07/11→10/15					
2.0 BiTurbo CDTi (68)	143	09/12→10/15					
2.0 CDTi (68)	118	09/09→10/15					
2.0 CDTi (68)	121	06/11→10/15					
1.4 Turbo (68)	88	10/10→10/15		11/10→; für Bremsscheibendurchmesser [mm]: 276; 08.2012→		11.0103-0002.2 250157	ATE
				11/10→; für Bremsscheibendurchmesser [mm]: 300; 08.2012→		11.0103-0002.2 250157	ATE
<b>Bremsschlauch</b>							
1.3 CDTi (68)	70	12/09→10/15	←	→ A8068771	2	24.5176-0400.3 331492	L= 400
1.4 (68)	64	12/09→10/15					
1.4 (68)	74	12/09→10/15					
1.4 LPG (68)	103	01/12→10/15					
1.4 Turbo (68)	103	12/09→10/15					
1.6 (68)	85	12/09→10/15					
1.6 SIDI (68)	125	12/12→10/15					
1.6 Turbo (68)	132	12/09→10/15					
1.7 CDTi (68)	74	10/10→10/15					
1.7 CDTi (68)	81	09/09→10/15					
1.7 CDTi (68)	92	12/09→10/15					
1.7 CDTi (68)	96	07/11→10/15					
2.0 BiTurbo CDTi (68)	143	09/12→10/15					
2.0 CDTi (68)	118	09/09→10/15					
2.0 CDTi (68)	121	06/11→10/15					
1.4 Turbo (68)	88	10/10→10/15	←	11/10→; → A8068771	2	24.5176-0400.3 331492	L= 400
<b>OPEL - ASTRA J Caravan (P10) 10/10→10/15</b>							
<b>Bremssattel</b>							
1.3 CDTi (35)	70	10/10→10/14	←	☐; 11/10→; für Bremsscheibendurchmesser [mm]: 300		11.9601-2601.2 220913	ATE Ø 60 - Halter
1.4 (35)	64	10/10→10/15					
1.4 (35)	74	10/10→10/15					
1.4 Turbo (35)	88	10/10→10/15	←	☐; 11/10→; für Bremsscheibendurchmesser [mm]: 300		11.9601-2602.2 220914	ATE Ø 60 - Halter
1.4 Turbo (35)	103	10/10→10/15					
1.6 (35)	85	10/10→10/15					
1.6 Turbo (35)	132	10/10→10/15					
1.7 CDTi (35)	74	10/10→10/15	←	☐; 11/10→; für Bremsscheibendurchmesser [mm]: 276		11.9601-2603.2 220915	ATE Ø 60 - Halter
1.7 CDTi (35)	81	10/10→10/15					
1.7 CDTi (35)	92	10/10→10/15					
1.7 CDTi (35)	96	10/10→10/15	←	☐; 11/10→; für Bremsscheibendurchmesser [mm]: 276		11.9601-2604.2 220916	ATE Ø 60 - Halter
2.0 CDTi (35)	118	10/10→10/15					
			➔	☐; 11/10→; - eFSB		11.9382-7001.2 220889	ATE Ø 38 - Halter
			➔	☐; 11/10→; - eFSB		11.9382-7002.2 220890	ATE Ø 38 - Halter
			➔	☐; 11/10→; + eFSB		11.9382-7003.2 220891	ATE Ø 38 - Halter
↓							








	kw			 	! #		
<b>OPEL - ASTRA J Caravan (P10) 10/10→10/15</b>							
<b>Bremssattel</b>							
1.3 CDTI (35)	70	10/10→10/14	➔	☐; 11/10→; + eFSB		11.9382-7004.2 220892	ATE Ø 38 - Halter
1.4 (35)	64	10/10→10/15					
1.4 (35)	74	10/10→10/15					
1.4 Turbo (35)	88	10/10→10/15					
1.4 Turbo (35)	103	10/10→10/15					
1.6 (35)	85	10/10→10/15					
1.6 Turbo (35)	132	10/10→10/15					
1.7 CDTI (35)	74	10/10→10/15					
1.7 CDTI (35)	81	10/10→10/15					
1.7 CDTI (35)	92	10/10→10/15					
1.7 CDTI (35)	96	10/10→10/15					
2.0 CDTI (35)	118	10/10→10/15					
1.4 LPG (35)	103	12/11→10/15	➔	☐; für Bremsscheibendurchmesser [mm]: 300		11.9601-2601.2 220913	ATE Ø 60 - Halter
1.6 CDTi (35)	81	02/14→10/15	➔				
1.6 CDTi (35)	100	11/13→10/15					
1.6 LPG (35)	84	10/12→10/15	➔	☐; für Bremsscheibendurchmesser [mm]: 300		11.9601-2602.2 220914	ATE Ø 60 - Halter
1.6 SIDI (35)	125	12/12→10/15	➔				
2.0 BiTurbo CDTI (35)	143	09/12→10/15					
2.0 CDTI (35)	96	01/14→10/15					
2.0 CDTI (35)	121	08/11→10/15	➔	☐; für Bremsscheibendurchmesser [mm]: 276		11.9601-2603.2 220915	ATE Ø 60 - Halter
			➔	☐; für Bremsscheibendurchmesser [mm]: 276		11.9601-2604.2 220916	ATE Ø 60 - Halter
			➔	☐; - eFSB		11.9382-7001.2 220889	ATE Ø 38 - Halter
			➔	☐; - eFSB		11.9382-7002.2 220890	ATE Ø 38 - Halter
			➔	☐; + eFSB		11.9382-7003.2 220891	ATE Ø 38 - Halter
			➔	☐; + eFSB		11.9382-7004.2 220892	ATE Ø 38 - Halter
<b>Halter, Bremssattel</b>							
1.3 CDTI (35)	70	10/10→10/14	➔	11/10→; für Bremsscheibendurchmesser [mm]: 268		11.8170-1105.1 260112	ATE
1.4 (35)	64	10/10→10/15					
1.4 (35)	74	10/10→10/15					
1.4 Turbo (35)	88	10/10→10/15	➔	11/10→; für Bremsscheibendurchmesser [mm]: 292		11.8170-1106.1 260113	ATE
1.4 Turbo (35)	103	10/10→10/15					
1.6 (35)	85	10/10→10/15					
1.6 Turbo (35)	132	10/10→10/15					
1.7 CDTI (35)	74	10/10→10/15					
1.7 CDTI (35)	81	10/10→10/15					
1.7 CDTI (35)	92	10/10→10/15					
1.7 CDTI (35)	96	10/10→10/15					
2.0 CDTI (35)	118	10/10→10/15					
1.4 LPG (35)	103	12/11→10/15	➔	01/12→; für Bremsscheibendurchmesser [mm]: 268		11.8170-1105.1 260112	ATE
			➔	01/12→; für Bremsscheibendurchmesser [mm]: 292		11.8170-1106.1 260113	ATE
1.6 CDTi (35)	81	02/14→10/15	➔	für Bremsscheibendurchmesser [mm]: 268		11.8170-1105.1 260112	ATE
1.6 LPG (35)	84	10/12→10/15	➔	für Bremsscheibendurchmesser [mm]: 292		11.8170-1106.1 260113	ATE
1.6 SIDI (35)	125	12/12→10/15	➔				
2.0 CDTI (35)	96	01/14→10/15					
2.0 CDTI (35)	121	08/11→10/15					
1.6 CDTi (35)	100	11/13→10/15	➔	01/14→; für Bremsscheibendurchmesser [mm]: 268		11.8170-1105.1 260112	ATE
			➔	01/14→; für Bremsscheibendurchmesser [mm]: 292		11.8170-1106.1 260113	ATE
2.0 BiTurbo CDTI (35)	143	09/12→10/15	➔	12/12→; für Bremsscheibendurchmesser [mm]: 268		11.8170-1105.1 260112	ATE
			➔	12/12→; für Bremsscheibendurchmesser [mm]: 292		11.8170-1106.1 260113	ATE
<b>Zubehörsatz, Bremssattel</b>							
1.3 CDTI (35)	70	10/10→10/14		11/10→; für Bremsscheibendurchmesser [mm]: 276; 08.2012→		11.0103-0002.2 250157	ATE
1.4 (35)	64	10/10→10/15					
1.4 (35)	74	10/10→10/15					
1.4 Turbo (35)	88	10/10→10/15					
1.4 Turbo (35)	103	10/10→10/15					
1.6 (35)	85	10/10→10/15					
1.6 Turbo (35)	132	10/10→10/15					
1.7 CDTI (35)	74	10/10→10/15					
1.7 CDTI (35)	81	10/10→10/15					
1.7 CDTI (35)	92	10/10→10/15					
1.7 CDTI (35)	96	10/10→10/15					
























	kw			 	! #		
<b>OPEL - ASTRA J Caravan (P10) 10/10→10/15</b>							
<b>Zubehörsatz, Bremssattel</b>							
2.0 CDTi (35)	118	10/10→10/15		11/10→; für Bremsscheibendurchmesser [mm]: 276; 08.2012→		11.0103-0002.2 250157	ATE
				11/10→; für Bremsscheibendurchmesser [mm]: 300; 08.2012→		11.0103-0002.2 250157	ATE
1.4 LPG (35)	103	12/11→10/15		für Bremsscheibendurchmesser [mm]: 276; 08.2012→		11.0103-0002.2 250157	ATE
1.6 CDTi (35)	81	02/14→10/15		für Bremsscheibendurchmesser [mm]: 300; 08.2012→		11.0103-0002.2 250157	ATE
1.6 CDTi (35)	100	11/13→10/15					
1.6 LPG (35)	84	10/12→10/15					
1.6 SIDI (35)	125	12/12→10/15					
2.0 BiTurbo CDTi (35)	143	09/12→10/15					
2.0 CDTi (35)	96	01/14→10/15					
2.0 CDTi (35)	121	08/11→10/15					
<b>Bremsschlauch</b>							
1.3 CDTi (35)	70	10/10→10/14	←	11/10→; → A8068771	2	24.5176-0400.3 331492	L= 400
1.4 (35)	64	10/10→10/15					
1.4 (35)	74	10/10→10/15					
1.4 Turbo (35)	88	10/10→10/15					
1.4 Turbo (35)	103	10/10→10/15					
1.6 (35)	85	10/10→10/15					
1.6 Turbo (35)	132	10/10→10/15					
1.7 CDTi (35)	74	10/10→10/15					
1.7 CDTi (35)	81	10/10→10/15					
1.7 CDTi (35)	92	10/10→10/15					
1.7 CDTi (35)	96	10/10→10/15					
2.0 CDTi (35)	118	10/10→10/15					
1.4 LPG (35)	103	12/11→10/15	←	→ A8068771	2	24.5176-0400.3 331492	L= 400
1.6 LPG (35)	84	10/12→10/15					
1.6 SIDI (35)	125	12/12→10/15					
2.0 BiTurbo CDTi (35)	143	09/12→10/15					
2.0 CDTi (35)	96	01/14→10/15					
2.0 CDTi (35)	121	08/11→10/15					
<b>OPEL - ASTRA J GTC 10/11→</b>							
<b>Bremssattel</b>							
1.4 (08)	74	10/11→10/15	←	☐; für Bremsscheibendurchmesser [mm]: 300		11.9601-2601.2 220913	ATE Ø 60 - Halter
1.4 (08)	88	10/11→					
1.4 (08)	103	10/11→					
1.6 (08)	132	10/11→	←	☐; für Bremsscheibendurchmesser [mm]: 300		11.9601-2602.2 220914	ATE Ø 60 - Halter
1.6 CDTi (08)	81	07/14→					
1.6 CDTi (08)	100	07/14→					
1.6 SIDI (08)	125	12/12→					
1.6 SIDI (08)	147	07/13→	←	☐; für Bremsscheibendurchmesser [mm]: 276		11.9601-2603.2 220915	ATE Ø 60 - Halter
1.7 CDTi (08)	81	10/11→10/15					
1.7 CDTi (08)	96	10/11→10/15	←	☐; für Bremsscheibendurchmesser [mm]: 276		11.9601-2604.2 220916	ATE Ø 60 - Halter
1.8 (08)	103	10/11→10/15					
2.0 CDTi (08)	121	10/11→10/15					
			→	☐; - eFSB		11.9382-7001.2 220889	ATE Ø 38 - Halter
			→	☐; - eFSB		11.9382-7002.2 220890	ATE Ø 38 - Halter
			→	☐; + eFSB		11.9382-7003.2 220891	ATE Ø 38 - Halter
			→	☐; + eFSB		11.9382-7004.2 220892	ATE Ø 38 - Halter
2.0 BiTurbo CDTi (08)	143	10/12→10/15	←	☐; 12/12→; für Bremsscheibendurchmesser [mm]: 300		11.9601-2601.2 220913	ATE Ø 60 - Halter
			←	☐; 12/12→; für Bremsscheibendurchmesser [mm]: 300		11.9601-2602.2 220914	ATE Ø 60 - Halter
			←	☐; 12/12→; für Bremsscheibendurchmesser [mm]: 276		11.9601-2603.2 220915	ATE Ø 60 - Halter
			←	☐; 12/12→; für Bremsscheibendurchmesser [mm]: 276		11.9601-2604.2 220916	ATE Ø 60 - Halter
			→	☐; 12/12→; - eFSB		11.9382-7001.2 220889	ATE Ø 38 - Halter
			→	☐; 12/12→; - eFSB		11.9382-7002.2 220890	ATE Ø 38 - Halter
			→	☐; 12/12→; + eFSB		11.9382-7003.2 220891	ATE Ø 38 - Halter
			→	☐; 12/12→; + eFSB		11.9382-7004.2 220892	ATE Ø 38 - Halter
<b>Halter, Bremssattel</b>							
1.4 (08)	74	10/11→10/15	→	für Bremsscheibendurchmesser [mm]: 268		11.8170-1105.1 260112	ATE
1.4 (08)	88	10/11→					
1.4 (08)	103	10/11→					
↓							

	kW			 	! #			
<b>OPEL - ASTRA J GTC 10/11 →</b>								
<b>Halter, Bremsattel</b>								
1.6 (08)	132	10/11→	➔	für Bremsscheibendurchmesser [mm]:		11.8170-1106.1	260113	ATE
1.6 CDTI (08)	81	07/14→		292				
1.6 CDTI (08)	100	07/14→						
1.6 SIDI (08)	125	12/12→						
1.6 SIDI (08)	147	07/13→						
1.7 CDTI (08)	81	10/11→10/15						
1.7 CDTI (08)	96	10/11→10/15						
1.8 (08)	103	10/11→10/15						
2.0 CDTI (08)	121	10/11→10/15						
2.0 BiTurbo CDTI (08)	143	10/12→10/15	➔	12/12→;		11.8170-1105.1	260112	ATE
				für Bremsscheibendurchmesser [mm]:				
				268				
			➔	12/12→;		11.8170-1106.1	260113	ATE
				für Bremsscheibendurchmesser [mm]:				
				292				
<b>Zubehörsatz, Bremsattel</b>								
1.4 (08)	74	10/11→10/15		für Bremsscheibendurchmesser [mm]:		11.0103-0002.2	250157	ATE
1.4 (08)	88	10/11→		276; 08.2012→				
1.4 (08)	103	10/11→		für Bremsscheibendurchmesser [mm]:		11.0103-0002.2	250157	ATE
1.6 (08)	132	10/11→		300; 08.2012→				
1.6 CDTI (08)	81	07/14→						
1.6 CDTI (08)	100	07/14→						
1.6 SIDI (08)	125	12/12→						
1.6 SIDI (08)	147	07/13→						
1.7 CDTI (08)	81	10/11→10/15						
1.7 CDTI (08)	96	10/11→10/15						
1.8 (08)	103	10/11→10/15						
2.0 CDTI (08)	121	10/11→10/15						
2.0 BiTurbo CDTI (08)	143	10/12→10/15		12/12→;		11.0103-0002.2	250157	ATE
				für Bremsscheibendurchmesser [mm]:				
				300; 08.2012→				
				12/12→;		11.0103-0002.2	250157	ATE
				für Bremsscheibendurchmesser [mm]:				
				276; 08.2012→				
<b>Bremsschlauch</b>								
1.4 (08)	74	10/11→10/15	←	→ A8068771	2	24.5176-0400.3	331492	L= 400
1.4 (08)	88	10/11→						
1.4 (08)	103	10/11→						
1.6 (08)	132	10/11→						
1.6 SIDI (08)	125	12/12→						
1.7 CDTI (08)	81	10/11→10/15						
1.7 CDTI (08)	96	10/11→10/15						
2.0 CDTI (08)	121	10/11→10/15						
2.0 BiTurbo CDTI (08)	143	10/12→10/15	←	12/12→; → A8068771	2	24.5176-0400.3	331492	L= 400
<b>OPEL - ASTRA J Stufenheck 06/12 →</b>								
<b>Bremssattel</b>								
1.3 CDTI (69)	70	06/12→10/15	←	☐; für Bremsscheibendurchmesser [mm]:		11.9601-2601.2	220913	ATE Ø 60 - Halter
1.4 (69)	74	06/12→10/15		300				
1.4 LPG (69)	103	07/14→						
1.4 Turbo (69)	88	06/12→10/15	←	☐; für Bremsscheibendurchmesser [mm]:		11.9601-2602.2	220914	ATE Ø 60 - Halter
1.4 Turbo (69)	103	06/12→		300				
1.6 (69)	85	06/12→						
1.6 CDTi (69)	81	04/14→	←	☐; für Bremsscheibendurchmesser [mm]:		11.9601-2603.2	220915	ATE Ø 60 - Halter
1.6 CDTi (69)	100	01/14→		276				
1.6 SIDI (69)	125	12/12→10/16						
1.6 Turbo (69)	132	06/12→10/13						
1.7 CDTi (69)	81	06/12→10/15	←	☐; für Bremsscheibendurchmesser [mm]:		11.9601-2604.2	220916	ATE Ø 60 - Halter
1.7 CDTi (69)	96	06/12→10/15		276				
			➔	☐; - eFSB		11.9382-7001.2	220889	ATE Ø 38 - Halter
			➔	☐; - eFSB		11.9382-7002.2	220890	ATE Ø 38 - Halter
			➔	☐; + eFSB		11.9382-7003.2	220891	ATE Ø 38 - Halter
			➔	☐; + eFSB		11.9382-7004.2	220892	ATE Ø 38 - Halter
<b>Halter, Bremsattel</b>								
1.3 CDTI (69)	70	06/12→10/15	➔	für Bremsscheibendurchmesser [mm]:		11.8170-1105.1	260112	ATE
1.4 (69)	74	06/12→10/15		268				
1.4 LPG (69)	103	07/14→	➔	für Bremsscheibendurchmesser [mm]:		11.8170-1106.1	260113	ATE
1.4 Turbo (69)	88	06/12→10/15		292				
1.4 Turbo (69)	103	06/12→						
1.6 (69)	85	06/12→						
1.6 CDTi (69)	81	04/14→						
1.6 CDTi (69)	100	01/14→						
1.6 SIDI (69)	125	12/12→10/16						
↓								











	kw			 	! #			
<b>OPEL - ASTRA J Stufenheck 06/12→</b>								
<b>Halter, Bremssattel</b>								
1.6 Turbo (69)	132	06/12→10/13	➡	für Bremsscheibendurchmesser [mm]:		11.8170-1105.1	260112	ATE
1.7 CDTi (69)	81	06/12→10/15		268				
1.7 CDTi (69)	96	06/12→10/15	➡	für Bremsscheibendurchmesser [mm]:		11.8170-1106.1	260113	ATE
				292				
<b>Zubehörsatz, Bremssattel</b>								
1.3 CDTi (69)	70	06/12→10/15		für Bremsscheibendurchmesser [mm]:		11.0103-0002.2	250157	ATE
1.4 (69)	74	06/12→10/15		276; 08.2012→				
1.4 LPG (69)	103	07/14→		für Bremsscheibendurchmesser [mm]:		11.0103-0002.2	250157	ATE
1.4 Turbo (69)	88	06/12→10/15		300; 08.2012→				
1.4 Turbo (69)	103	06/12→						
1.6 (69)	85	06/12→						
1.6 CDTi (69)	81	04/14→						
1.6 CDTi (69)	100	01/14→						
1.6 SIDI (69)	125	12/12→10/16						
1.6 Turbo (69)	132	06/12→10/13						
1.7 CDTi (69)	81	06/12→10/15						
1.7 CDTi (69)	96	06/12→10/15						
<b>Bremsschlauch</b>								
1.3 CDTi (69)	70	06/12→10/15	←	→ A8068771	2	24.5176-0400.3	331492	L= 400
1.4 (69)	74	06/12→10/15						
1.4 LPG (69)	103	07/14→						
1.4 Turbo (69)	88	06/12→10/15						
1.4 Turbo (69)	103	06/12→						
1.6 (69)	85	06/12→						
1.6 SIDI (69)	125	12/12→10/16						
1.6 Turbo (69)	132	06/12→10/13						
1.7 CDTi (69)	81	06/12→10/15						
1.7 CDTi (69)	96	06/12→10/15						
<b>OPEL - CALIBRA A (C89) 08/89→07/97</b>								
<b>Bremssattel</b>								
2.0 i (M07)	85	08/89→12/96	←	☐		24.3521-1701.5	240001	ATE Ø 52 - Halter
2.0 i 16V (M07)	100	02/94→07/97	←	☐		24.3521-1702.5	240002	ATE Ø 52 - Halter
			➡	☐		13.2351-0013.2	210010	ATE Ø 35
			➡	☐		13.2351-0014.2	210011	ATE Ø 35
			➡	☐		24.9235-0013.5	230001	ATE Ø 35
			➡	☐		24.9235-0014.5	230002	ATE Ø 35
2.0 i 16V 4x4 (M07)	100	02/94→07/97	➡	☐; T1000001→		13.2351-0013.2	210010	ATE Ø 35
2.0 i 4x4 (M07)	85	06/90→07/97	➡	☐; T1000001→		13.2351-0014.2	210011	ATE Ø 35
			➡	☐; T1000001→		24.9235-0013.5	230001	ATE Ø 35
			➡	☐; T1000001→		24.9235-0014.5	230002	ATE Ø 35
2.0 i Turbo 4x4 (M07)	150	08/91→07/97	←	☐; → S9999999		24.3541-8085.5	240525	ATE Ø 54 - Halter
			←	☐; → S9999999		24.3541-8086.5	240526	ATE Ø 54 - Halter
			←	☐; T1000001→		24.3571-1761.5	240461	ATE Ø 57 - Halter
			←	☐; T1000001→		24.3571-1762.5	240462	ATE Ø 57 - Halter
			➡	☐; T1000001→		13.2351-0013.2	210010	ATE Ø 35
			➡	☐; T1000001→		13.2351-0014.2	210011	ATE Ø 35
			➡	☐; T1000001→		24.9235-0013.5	230001	ATE Ø 35
			➡	☐; T1000001→		24.9235-0014.5	230002	ATE Ø 35
2.5 i V6 (M07)	125	04/93→07/97	←	☐; → S9999999		24.3541-8085.5	240525	ATE Ø 54 - Halter
			←	☐; → S9999999		24.3541-8086.5	240526	ATE Ø 54 - Halter
			←	☐; T1000001→		24.3571-1761.5	240461	ATE Ø 57 - Halter
			←	☐; T1000001→		24.3571-1762.5	240462	ATE Ø 57 - Halter
			➡	☐; → S9999999		13.2351-0013.2	210010	ATE Ø 35
			➡	☐; → S9999999		13.2351-0014.2	210011	ATE Ø 35
			➡	☐; → S9999999		24.9235-0013.5	230001	ATE Ø 35
			➡	☐; → S9999999		24.9235-0014.5	230002	ATE Ø 35
<b>Feder, Bremssattel</b>								
2.0 i 16V 4x4 (M07)	100	02/94→07/97			2	11.8116-0097.1	390590	ATE
2.0 i 4x4 (M07)	85	06/90→07/97						
2.0 i Turbo 4x4 (M07)	150	08/91→07/97		→ S9999999	2	11.8116-0292.1	390521	ATE
2.5 i V6 (M07)	125	04/93→07/97		T1000001→	2	11.8116-0292.1	390521	ATE
↓								








	kw					! #		
<b>OPEL - CALIBRA A (C89) 08/89→07/97</b>								
<b>Führungshülzensatz, Bremssattel</b>								
2.0 i (M07)	85	08/89→12/96	←			11.0101-5407.2	260011	ATE
2.0 i 16V (M07)	100	02/94→07/97						
2.0 i 16V 4x4 (M07)	100	02/94→07/97						
2.0 i 4x4 (M07)	85	06/90→07/97						
2.0 i Turbo 4x4 (M07)	150	08/91→07/97	←	T1000001→		11.0101-5407.2	260011	ATE
2.5 i V6 (M07)	125	04/93→07/97	←	→ S9999999		11.0101-5407.2	260011	ATE
<b>Führungsbolzen, Bremssattel</b>								
2.0 i (M07)	85	08/89→12/96				11.8171-0008.1	990049	ATE
2.0 i 16V (M07)	100	02/94→07/97						
2.0 i 16V 4x4 (M07)	100	02/94→07/97	←			11.8171-0008.1	990049	ATE
2.0 i 4x4 (M07)	85	06/90→07/97						
2.0 i Turbo 4x4 (M07)	150	08/91→07/97	←	T1000001→		11.8171-0008.1	990049	ATE
2.5 i V6 (M07)	125	04/93→07/97	←	→ S9999999		11.8171-0008.1	990049	ATE
<b>Dichtungssatz, Bremssattel</b>								
2.0 i (M07)	85	08/89→12/96	←			11.0441-5202.2	250026	ATE
2.0 i 16V (M07)	100	02/94→07/97	→			13.0441-3506.2	250052	ATE
2.0 i 16V 4x4 (M07)	100	02/94→07/97	←			11.0441-5402.2	250028	ATE
2.0 i 4x4 (M07)	85	06/90→07/97	→	T1000001→		13.0441-3506.2	250052	ATE
2.0 i Turbo 4x4 (M07)	150	08/91→07/97	→	T1000001→		13.0441-3506.2	250052	ATE
2.5 i V6 (M07)	125	04/93→07/97	→	→ S9999999		13.0441-3506.2	250052	ATE
			→	T1000001→		13.0441-3506.2	250052	ATE
<b>Bremsschlauch</b>								
2.0 i (M07)	85	08/89→12/96	←		2	24.5298-0322.3	331314	L= 322
2.0 i 16V (M07)	100	02/94→07/97	→	P1000001→	2	24.5117-0195.3	330565	L= 198
2.0 i 16V 4x4 (M07)	100	02/94→07/97	→					
2.0 i 4x4 (M07)	85	06/90→07/97	→	→ N1999999	2	24.5233-0200.3	330425	L= 198
2.0 i Turbo 4x4 (M07)	150	08/91→07/97	→					
2.5 i V6 (M07)	125	04/93→07/97	→		2	24.5298-0322.3	331314	L= 322
			→		2	24.5117-0195.3	330565	L= 198
<b>OPEL - CASCADE (W13) 03/13→</b>								
<b>Bremssattel</b>								
1.4	88	03/13→	→	☐; - eFSB		11.9382-7001.2	220889	ATE Ø 38 - Halter
1.4 Turbo	103	03/13→	→	☐; - eFSB		11.9382-7002.2	220890	ATE Ø 38 - Halter
1.6	147	11/13→	→	☐; - eFSB				
1.6 SIDI	125	03/13→	→	☐; + eFSB		11.9382-7003.2	220891	ATE Ø 38 - Halter
2.0 CDTI	121	03/13→	→	☐; + eFSB		11.9382-7004.2	220892	ATE Ø 38 - Halter
2.0 CDTI	125	07/15→	→	☐; + eFSB				
2.0 CDTI	143	03/13→	→					
<b>Halter, Bremssattel</b>								
1.4	88	03/13→	→			11.8170-1106.1	260113	ATE
1.4 Turbo	103	03/13→	→					
1.6	147	11/13→	→					
1.6 SIDI	125	03/13→	→					
2.0 CDTI	121	03/13→	→					
2.0 CDTI	125	07/15→	→					
2.0 CDTI	143	03/13→	→					
<b>Zubehörsatz, Bremssattel</b>								
1.4	88	03/13→				11.0103-0001.2	250156	ATE
1.4 Turbo	103	03/13→						
1.6	147	11/13→						
1.6 SIDI	125	03/13→						
2.0 CDTI	121	03/13→						
2.0 CDTI	125	07/15→						
2.0 CDTI	143	03/13→						
<b>OPEL - COMBO (71_) 07/94→10/01</b>								
<b>Bremssattel</b>								
1.2	33	07/94→10/01	←	☐; → 09/00		24.3481-9871.5	240677	ATE Ø 48 - Halter
1.4	44	07/94→10/01	←	☐; → 09/00		24.3481-9872.5	240678	ATE Ø 48 - Halter
1.4	60	07/94→10/01	←					
1.7 D	44	07/94→10/01	←					
1.4 16V	66	08/99→10/01	←	☐; 10/01→; nicht für erhöhte Nutzlast		24.3541-1795.5	240788	TRW Ø 54 - Halter
			←	☐; 10/01→; → 43033898, 53000000; für erhöhte Nutzlast		24.3541-1795.5	240788	TRW Ø 54 - Halter
↓								



















	kW					! #		
<b>OPEL - COMBO (71_) 07/94 → 10/01</b>								
 <b>Bremssattel</b>								
1.4 16V	66	08/99 → 10/01	←	☐; 10/01 →; nicht für erhöhte Nutzlast	24.3541-1796.5	240789	TRW Ø 54 - Halter	
			←	☐; 10/01 →; → 43033898, 53000000; für erhöhte Nutzlast	24.3541-1796.5	240789	TRW Ø 54 - Halter	
			←	☐; 43033899, 53000001 →; für erhöhte Nutzlast	24.3571-9823.5	240499	ATE Ø 57 - Halter	
			←	☐; 43033899, 53000001 →; für erhöhte Nutzlast	24.3571-9824.5	240500	ATE Ø 57 - Halter	
			→	☐; 10/01 →	24.3387-1701.5	240826	TRW Ø 38 - Halter	
			→	☐; 10/01 →	24.3387-1702.5	240827	TRW Ø 38 - Halter	
<b>Feder, Bremssattel</b>								
1.2	33	07/94 → 10/01	←	→ 09/00	2	11.8116-0129.1	390591	ATE
1.4	44	07/94 → 10/01						
1.4	60	07/94 → 10/01						
1.7 D	44	07/94 → 10/01						
1.4 16V	66	08/99 → 10/01	←	43033899, 53000001 →; für erhöhte Nutzlast	2	11.8116-0292.1	390521	ATE
<b>Führungshülzensatz, Bremssattel</b>								
1.2	33	07/94 → 10/01	←	→ 09/00		11.0101-5407.2	260011	ATE
1.4	44	07/94 → 10/01						
1.4	60	07/94 → 10/01						
1.7 D	44	07/94 → 10/01						
1.4 16V	66	08/99 → 10/01	←	43033899, 53000001 →; für erhöhte Nutzlast		11.0101-5407.2	260011	ATE
<b>Führungsbolzen, Bremssattel</b>								
1.2	33	07/94 → 10/01	←	→ 09/00		11.8171-0008.1	990049	ATE
1.4	44	07/94 → 10/01						
1.4	60	07/94 → 10/01						
1.7 D	44	07/94 → 10/01						
1.4 16V	66	08/99 → 10/01		43033899, 53000001 →; für erhöhte Nutzlast		11.8171-0008.1	990049	ATE
<b>Dichtungssatz, Bremssattel</b>								
1.2	33	07/94 → 10/01	←	→ 09/00		11.0441-4811.2	250024	ATE
1.4	44	07/94 → 10/01						
1.4	60	07/94 → 10/01						
1.7 D	44	07/94 → 10/01						
1.4 16V	66	08/99 → 10/01	←	43033899, 53000001 →; für erhöhte Nutzlast		11.0441-5704.2	250034	ATE
 <b>Bremsschlauch</b>								
1.2	33	07/94 → 10/01	←	→ 09/00	2	24.5231-0320.3	330496	L= 320
1.4	44	07/94 → 10/01						
1.4	60	07/94 → 10/01						
1.7 D	44	07/94 → 10/01						
1.4 16V	66	08/99 → 10/01	←	10/01 →	2	24.5256-0298.3	330756	L= 298
			→	10/01 →	2	24.5240-0220.3	330619	L= 220
<b>OPEL - COMBO Combi / Tour (X12) 02/12 →</b>								
 <b>Bremsschlauch</b>								
1.3 CDTI (C26, D26, E26, C05)	66	02/12 →	←		2	24.5112-0406.3	331496	L= 405
1.4 (C26, D26, E26, C06)	70	02/12 →	→		2	24.5204-0200.3	331499	L= 200
1.4 (C26, D26, E26, C06)	88	02/12 →						
1.4 CNG (C26, D26, E26, C05)	88	02/12 →						
1.6 CDTI (C26, D26, E26, C05)	66	02/12 →						
1.6 CDTI (C26, D26, E26, C05)	70	03/15 →						
1.6 CDTI (C26, D26, E26, C05)	77	02/12 →						
1.6 CDTI (C26, D26, E26, C05)	88	03/15 →						
2.0 CDTI (C26, D26, E26, C05)	99	02/12 →						
<b>OPEL - COMBO Kasten/Kombi 10/01 →</b>								
 <b>Bremssattel</b>								
1.3 CDTI 16V	51	08/05 →	←	☐; → 10/11; nicht für erhöhte Nutzlast	24.3541-1795.5	240788	TRW Ø 54 - Halter	
↓								







	kw			 	! #		
<b>OPEL - COMBO Kasten/Kombi 10/01→</b>							
 <b>Bremssattel</b>							
1.3 CDTI 16V 1.4 16V 1.6 1.7 DI 16V 1.7 DTI 16V	55 66 64 48 55	10/05→12/12 08/05→ 10/01→ 10/01→ 10/01→	← ← ← ← ← → →	☐; → 43033898, 53000000; für erhöhte Nutzlast ☐; → 10/11; nicht für erhöhte Nutzlast ☐; → 43033898, 53000000; für erhöhte Nutzlast ☐; 43033899, 53000001→; → 10/11; für erhöhte Nutzlast ☐; 43033899, 53000001→; → 10/11; für erhöhte Nutzlast ☐; → 10/11 ☐; → 10/11		24.3541-1795.5 240788 24.3541-1796.5 240789 24.3541-1796.5 240789 24.3571-9823.5 240499 24.3571-9824.5 240500 24.3387-1701.5 240826 24.3387-1702.5 240827	TRW Ø 54 - Halter TRW Ø 54 - Halter TRW Ø 54 - Halter ATE Ø 57 - Halter ATE Ø 57 - Halter TRW Ø 38 - Halter TRW Ø 38 - Halter
1.6 CNG 16V 1.6 CNG 16V 1.7 CDTI 16V	69 71 74	06/06→ 04/05→ 12/04→	← ← → →	☐; → 10/11 ☐; → 10/11 ☐; → 10/11 ☐; → 10/11		24.3571-9823.5 240499 24.3571-9824.5 240500 24.3387-1701.5 240826 24.3387-1702.5 240827	ATE Ø 57 - Halter ATE Ø 57 - Halter TRW Ø 38 - Halter TRW Ø 38 - Halter
<b>Feder, Bremssattel</b>							
1.3 CDTI 16V 1.3 CDTI 16V 1.4 16V 1.6 1.7 DI 16V 1.7 DTI 16V	51 55 66 64 48 55	08/05→ 10/05→12/12 08/05→ 10/01→ 10/01→ 10/01→	←	43033899, 53000001→; → 10/11; für erhöhte Nutzlast	2	11.8116-0292.1 390521	ATE
1.6 CNG 16V 1.6 CNG 16V 1.7 CDTI 16V	69 71 74	06/06→ 04/05→ 12/04→	←	→ 10/11	2	11.8116-0292.1 390521	ATE
<b>Führungshülzensatz, Bremssattel</b>							
1.3 CDTI 16V 1.3 CDTI 16V 1.4 16V 1.6 1.7 DI 16V 1.7 DTI 16V	51 55 66 64 48 55	08/05→ 10/05→12/12 08/05→ 10/01→ 10/01→ 10/01→	←	43033899, 53000001→; → 10/11; für erhöhte Nutzlast		11.0101-5407.2 260011	ATE
1.6 CNG 16V 1.6 CNG 16V 1.7 CDTI 16V	69 71 74	06/06→ 04/05→ 12/04→	←	→ 10/11		11.0101-5407.2 260011	ATE
<b>Führungsbolzen, Bremssattel</b>							
1.3 CDTI 16V 1.3 CDTI 16V 1.4 16V 1.6 1.7 DI 16V 1.7 DTI 16V	51 55 66 64 48 55	08/05→ 10/05→12/12 08/05→ 10/01→ 10/01→ 10/01→		43033899, 53000001→; → 10/11; für erhöhte Nutzlast		11.8171-0008.1 990049	ATE
1.6 CNG 16V 1.6 CNG 16V 1.7 CDTI 16V	69 71 74	06/06→ 04/05→ 12/04→		→ 10/11		11.8171-0008.1 990049	ATE
<b>Dichtungssatz, Bremssattel</b>							
1.3 CDTI 16V 1.3 CDTI 16V 1.4 16V 1.6 1.7 DI 16V 1.7 DTI 16V	51 55 66 64 48 55	08/05→ 10/05→12/12 08/05→ 10/01→ 10/01→ 10/01→	←	43033899, 53000001→; → 10/11; für erhöhte Nutzlast		11.0441-5704.2 250034	ATE
1.6 CNG 16V 1.6 CNG 16V 1.7 CDTI 16V	69 71 74	06/06→ 04/05→ 12/04→	←	→ 10/11		11.0441-5704.2 250034	ATE
 <b>Bremsschlauch</b>							
1.3 CDTI 16V 1.3 CDTI 16V 1.4 16V 1.6 1.6 CNG 16V 1.6 CNG 16V 1.7 CDTI 16V 1.7 DI 16V 1.7 DTI 16V	51 55 66 64 69 71 74 48 55	08/05→ 10/05→12/12 08/05→ 10/01→ 06/06→ 04/05→ 12/04→ 10/01→ 10/01→	← →	→ 10/11 → 10/11	2 2	24.5256-0298.3 330756 24.5240-0220.3 330619	L= 298 L= 220
<b>OPEL - COMBO Kasten/Kombi (X12) 02/12→</b>							
 <b>Bremsschlauch</b>							
1.3 CDTI (B05)	55	02/12→	←	03/15→	2	24.5112-0406.3 331496	L= 405


























	kw			 	! #		
<b>OPEL - COMBO Kasten/Kombi (X12) 02/12→</b>							
 <b>Bremsschlauch</b>							
1.3 CDTI (B05)	55	02/12→	➔	03/15→	2	24.5204-0200.3 331499	L= 200
1.3 CDTI (B05)	66	02/12→	➔		2	24.5112-0406.3 331496	L= 405
1.3 CDTI (B05)	70	03/16→	➔		2	24.5204-0200.3 331499	L= 200
1.4 (B05)	70	02/12→	➔				
1.4 (B05)	88	02/12→	➔				
1.4 CNG (B05)	88	02/12→	➔				
1.6 CDTI (B05)	66	02/12→	➔				
1.6 CDTI (B05)	74	02/12→	➔				
1.6 CDTI (B05)	77	02/12→	➔				
1.6 CDTI (B05)	88	04/15→	➔				
2.0 CDTI (B05)	99	02/12→	➔				
<b>OPEL - COMBO Pritsche/Fahrgestell (X12) 08/12→</b>							
 <b>Bremsschlauch</b>							
2.0 CDTI	99	08/12→	➔		2	24.5112-0406.3 331496	L= 405
			➔		2	24.5204-0200.3 331499	L= 200
<b>OPEL - COMBO Tour 10/01→12/11</b>							
 <b>Bremssattel</b>							
1.3 CDTI 16V	51	06/04→01/11	➔	☐; nicht für erhöhte Nutzlast		24.3541-1795.5 240788	TRW Ø 54 - Halter
1.6	64	10/01→09/06	➔	☐; → 43033898, 53000000; für erhöhte Nutzlast		24.3541-1795.5 240788	TRW Ø 54 - Halter
1.7 DI 16V	48	10/01→06/04	➔	☐; nicht für erhöhte Nutzlast		24.3541-1796.5 240789	TRW Ø 54 - Halter
1.7 DTI 16V	55	10/01→06/04	➔	☐; → 43033898, 53000000; für erhöhte Nutzlast		24.3541-1796.5 240789	TRW Ø 54 - Halter
			➔	☐; 43033899, 53000001→; für erhöhte Nutzlast		24.3571-9823.5 240499	ATE Ø 57 - Halter
			➔	☐; 43033899, 53000001→; für erhöhte Nutzlast		24.3571-9824.5 240500	ATE Ø 57 - Halter
			➔	☐		24.3387-1701.5 240826	TRW Ø 38 - Halter
			➔	☐		24.3387-1702.5 240827	TRW Ø 38 - Halter
1.3 CDTI 16V	55	10/05→12/11	➔	☐; → 10/11; nicht für erhöhte Nutzlast		24.3541-1795.5 240788	TRW Ø 54 - Halter
1.4	66	10/04→12/11	➔	☐; → 43033898, 53000000; für erhöhte Nutzlast		24.3541-1795.5 240788	TRW Ø 54 - Halter
			➔	☐; → 10/11; nicht für erhöhte Nutzlast		24.3541-1796.5 240789	TRW Ø 54 - Halter
			➔	☐; → 43033898, 53000000; für erhöhte Nutzlast		24.3541-1796.5 240789	TRW Ø 54 - Halter
			➔	☐; 43033899, 53000001→; → 10/11; für erhöhte Nutzlast		24.3571-9823.5 240499	ATE Ø 57 - Halter
			➔	☐; 43033899, 53000001→; → 10/11; für erhöhte Nutzlast		24.3571-9824.5 240500	ATE Ø 57 - Halter
			➔	☐; → 10/11		24.3387-1701.5 240826	TRW Ø 38 - Halter
			➔	☐; → 10/11		24.3387-1702.5 240827	TRW Ø 38 - Halter
1.6 CNG	69	06/06→12/11	➔	☐; → 10/11		24.3571-9823.5 240499	ATE Ø 57 - Halter
1.7 CDTI 16V	74	07/04→12/11	➔	☐; → 10/11		24.3571-9824.5 240500	ATE Ø 57 - Halter
			➔	☐; → 10/11		24.3387-1701.5 240826	TRW Ø 38 - Halter
			➔	☐; → 10/11		24.3387-1702.5 240827	TRW Ø 38 - Halter
1.6 CNG	71	04/05→01/11	➔	☐		24.3571-9823.5 240499	ATE Ø 57 - Halter
			➔	☐		24.3571-9824.5 240500	ATE Ø 57 - Halter
			➔	☐		24.3387-1701.5 240826	TRW Ø 38 - Halter
			➔	☐		24.3387-1702.5 240827	TRW Ø 38 - Halter
<b>Feder, Bremssattel</b>							
1.3 CDTI 16V	51	06/04→01/11	➔	43033899, 53000001→; für erhöhte Nutzlast	2	11.8116-0292.1 390521	ATE
1.6	64	10/01→09/06	➔				
1.7 DI 16V	48	10/01→06/04	➔				
1.7 DTI 16V	55	10/01→06/04	➔				
1.3 CDTI 16V	55	10/05→12/11	➔	43033899, 53000001→; → 10/11; für erhöhte Nutzlast	2	11.8116-0292.1 390521	ATE
1.4	66	10/04→12/11	➔				
1.6 CNG	69	06/06→12/11	➔	→ 10/11	2	11.8116-0292.1 390521	ATE
1.7 CDTI 16V	74	07/04→12/11	➔				
1.6 CNG	71	04/05→01/11	➔		2	11.8116-0292.1 390521	ATE
<b>Führungshülzensatz, Bremssattel</b>							
1.3 CDTI 16V	51	06/04→01/11	➔	43033899, 53000001→; für erhöhte Nutzlast		11.0101-5407.2 260011	ATE
1.6	64	10/01→09/06	➔				

	kw			 	! #		
<b>OPEL - COMBO Tour 10/01→12/11</b>							
<b>Führungshülzensatz, Bremsattel</b>							
1.7 DI 16V 1.7 DTI 16V	48 55	10/01→06/04 10/01→06/04	←	43033899, 53000001→; für erhöhte Nutzlast		11.0101-5407.2 260011	ATE
1.3 CDTI 16V 1.4	55 66	10/05→12/11 10/04→12/11	←	43033899, 53000001→; → 10/11; für erhöhte Nutzlast		11.0101-5407.2 260011	ATE
1.6 CNG 1.7 CDTI 16V	69 74	06/06→12/11 07/04→12/11	←	→ 10/11		11.0101-5407.2 260011	ATE
1.6 CNG	71	04/05→01/11	←			11.0101-5407.2 260011	ATE
<b>Führungsbolzen, Bremsattel</b>							
1.3 CDTI 16V 1.6 1.7 DI 16V 1.7 DTI 16V	51 64 48 55	06/04→01/11 10/01→09/06 10/01→06/04 10/01→06/04		43033899, 53000001→; für erhöhte Nutzlast		11.8171-0008.1 990049	ATE
1.3 CDTI 16V 1.4	55 66	10/05→12/11 10/04→12/11		43033899, 53000001→; → 10/11; für erhöhte Nutzlast		11.8171-0008.1 990049	ATE
1.6 CNG 1.7 CDTI 16V	69 74	06/06→12/11 07/04→12/11		→ 10/11		11.8171-0008.1 990049	ATE
1.6 CNG	71	04/05→01/11				11.8171-0008.1 990049	ATE
<b>Dichtungssatz, Bremsattel</b>							
1.3 CDTI 16V 1.6 1.7 DI 16V 1.7 DTI 16V	51 64 48 55	06/04→01/11 10/01→09/06 10/01→06/04 10/01→06/04	←	43033899, 53000001→; für erhöhte Nutzlast		11.0441-5704.2 250034	ATE
1.3 CDTI 16V 1.4	55 66	10/05→12/11 10/04→12/11	←	43033899, 53000001→; → 10/11; für erhöhte Nutzlast		11.0441-5704.2 250034	ATE
1.6 CNG 1.7 CDTI 16V	69 74	06/06→12/11 07/04→12/11	←	→ 10/11		11.0441-5704.2 250034	ATE
1.6 CNG	71	04/05→01/11	←			11.0441-5704.2 250034	ATE
<b>Bremsschlauch</b>							
1.3 CDTI 16V 1.6 1.6 CNG 1.7 DI 16V 1.7 DTI 16V	51 64 71 48 55	06/04→01/11 10/01→09/06 04/05→01/11 10/01→06/04 10/01→06/04	← →		2	24.5256-0298.3 330756 24.5240-0220.3 330619	L= 298 L= 220
1.3 CDTI 16V 1.4 1.6 CNG 1.7 CDTI 16V	55 66 69 74	10/05→12/11 10/04→12/11 06/06→12/11 07/04→12/11	← →	→ 10/11 → 10/11	2	24.5256-0298.3 330756 24.5240-0220.3 330619	L= 298 L= 220
<b>OPEL - CORSA B (S93) 03/93→12/02</b>							
<b>Bremssattel</b>							
1.0 i 12V (F08, F68, M68)	40	11/96→09/00	←	☐		24.3481-1733.5 240213	ATE Ø 48 - Halter
1.5 D (F08, F68, M68)	37	03/93→09/00	←	☐		24.3481-1734.5 240214	ATE Ø 48 - Halter
1.5 TD (F08, F68, M68)	49	03/93→09/00					
1.7 D (F08, F68, M68)	44	02/96→09/00					
1.2 i (F08, F68, M68)	33	03/93→09/00	←	☐; für Schaltgetriebe		24.3481-1733.5 240213	ATE Ø 48 - Halter
			←	☐; für Automatikgetriebe; für Fahrzeuge ohne Klimaanlage		24.3481-1733.5 240213	ATE Ø 48 - Halter
			←	☐; für Automatikgetriebe; für Fahrzeuge ohne Klimaanlage		24.3481-1734.5 240214	ATE Ø 48 - Halter
			←	☐; für Schaltgetriebe		24.3481-1734.5 240214	ATE Ø 48 - Halter
			←	☐; für Fahrzeuge mit Klimaanlage; für Automatikgetriebe		24.3481-9871.5 240677	ATE Ø 48 - Halter
			←	☐; für Fahrzeuge mit Klimaanlage; für Automatikgetriebe		24.3481-9872.5 240678	ATE Ø 48 - Halter
1.2 i 16V (F08, F68, M68)	48	03/98→09/00	←	☐; 04/98→; für Schaltgetriebe		24.3481-1733.5 240213	ATE Ø 48 - Halter
			←	☐; 04/98→; für Fahrzeuge ohne Klimaanlage; für Automatikgetriebe		24.3481-1733.5 240213	ATE Ø 48 - Halter
			←	☐; 04/98→; für Fahrzeuge ohne Klimaanlage; für Automatikgetriebe		24.3481-1734.5 240214	ATE Ø 48 - Halter
			←	☐; 04/98→; für Schaltgetriebe		24.3481-1734.5 240214	ATE Ø 48 - Halter
			←	☐; 04/98→		24.3481-9871.5 240677	ATE Ø 48 - Halter
			←	☐; 04/98→		24.3481-9872.5 240678	ATE Ø 48 - Halter
1.4 i (F08, F68, M68) 1.4 i (F08, F68, M68) 1.4 i 16V (F08, F68, M68) ↓	40 44 63	03/93→09/00 03/93→09/00 08/97→09/00	←	☐; für Schaltgetriebe ☐; für Automatikgetriebe; für Fahrzeuge ohne Klimaanlage		24.3481-1733.5 240213 24.3481-1733.5 240213	ATE Ø 48 - Halter ATE Ø 48 - Halter











	kw			 	! #			
<b>OPEL - CORSA B (S93) 03/93→12/02</b>								
<b> Bremssattel</b>								
1.4 i (F08, F68, M68)	40	03/93→09/00	←	 für Automatikgetriebe;		24.3481-1734.5	240214	ATE Ø 48 - Halter
1.4 i (F08, F68, M68)	44	03/93→09/00		für Fahrzeuge ohne Klimaanlage				
1.4 i 16V (F08, F68, M68)	63	08/97→09/00	←	 für Schaltgetriebe		24.3481-1734.5	240214	ATE Ø 48 - Halter
			←	 für Fahrzeuge mit Klimaanlage;		24.3481-9871.5	240677	ATE Ø 48 - Halter
			←	für Automatikgetriebe				
			←			24.3481-9871.5	240677	ATE Ø 48 - Halter
			←	 für Fahrzeuge mit Klimaanlage;		24.3481-9872.5	240678	ATE Ø 48 - Halter
			←	für Automatikgetriebe				
			←			24.3481-9872.5	240678	ATE Ø 48 - Halter
1.4 i 16V (F08, F68, M68)	66	09/94→09/00	←			24.3481-9871.5	240677	ATE Ø 48 - Halter
1.4 Si (F08, F68, M68)	60	03/93→09/00	←			24.3481-9872.5	240678	ATE Ø 48 - Halter
1.6 i 16V (F08, F68, M68)	74	08/97→09/00						
1.6 i 16V (F08, F68, M68)	78	09/94→09/00						
1.6 GSI 16V (F08, F68, M68)	80	03/93→09/00	←	 ; 09/93→		24.3481-9871.5	240677	ATE Ø 48 - Halter
			←	 ; 09/93→		24.3481-9872.5	240678	ATE Ø 48 - Halter
<b>Feder, Bremssattel</b>								
1.0 i 12V (F08, F68, M68)	40	11/96→09/00	←		2	11.8116-0129.1	390591	ATE
1.4 i 16V (F08, F68, M68)	66	09/94→09/00						
1.4 Si (F08, F68, M68)	60	03/93→09/00						
1.5 D (F08, F68, M68)	37	03/93→09/00						
1.5 TD (F08, F68, M68)	49	03/93→09/00						
1.6 i 16V (F08, F68, M68)	74	08/97→09/00						
1.6 i 16V (F08, F68, M68)	78	09/94→09/00						
1.7 D (F08, F68, M68)	44	02/96→09/00						
1.2 i (F08, F68, M68)	33	03/93→09/00	←	für Automatikgetriebe	2	11.8116-0129.1	390591	ATE
			←	für Schaltgetriebe	2	11.8116-0129.1	390591	ATE
1.2 i 16V (F08, F68, M68)	48	03/98→09/00	←	04/98→	2	11.8116-0129.1	390591	ATE
			←	04/98→;	2	11.8116-0129.1	390591	ATE
				für Fahrzeuge ohne Klimaanlage;				
				für Automatikgetriebe				
			←	04/98→; für Schaltgetriebe	2	11.8116-0129.1	390591	ATE
1.4 i (F08, F68, M68)	40	03/93→09/00	←		2	11.8116-0129.1	390591	ATE
1.4 i (F08, F68, M68)	44	03/93→09/00	←	für Automatikgetriebe	2	11.8116-0129.1	390591	ATE
1.4 i 16V (F08, F68, M68)	63	08/97→09/00	←	für Schaltgetriebe	2	11.8116-0129.1	390591	ATE
1.6 GSI 16V (F08, F68, M68)	80	03/93→09/00	←	09/93→	2	11.8116-0129.1	390591	ATE
<b>Führungshülzensatz, Bremssattel</b>								
1.0 i 12V (F08, F68, M68)	40	11/96→09/00	←			11.0101-5407.2	260011	ATE
1.4 i 16V (F08, F68, M68)	66	09/94→09/00						
1.4 Si (F08, F68, M68)	60	03/93→09/00						
1.5 D (F08, F68, M68)	37	03/93→09/00						
1.5 TD (F08, F68, M68)	49	03/93→09/00						
1.6 i 16V (F08, F68, M68)	74	08/97→09/00						
1.6 i 16V (F08, F68, M68)	78	09/94→09/00						
1.7 D (F08, F68, M68)	44	02/96→09/00						
1.2 i (F08, F68, M68)	33	03/93→09/00	←	für Automatikgetriebe		11.0101-5407.2	260011	ATE
			←	für Schaltgetriebe		11.0101-5407.2	260011	ATE
1.2 i 16V (F08, F68, M68)	48	03/98→09/00	←	04/98→; für Schaltgetriebe		11.0101-5407.2	260011	ATE
			←	04/98→;		11.0101-5407.2	260011	ATE
				für Fahrzeuge ohne Klimaanlage;				
				für Automatikgetriebe				
			←	04/98→		11.0101-5407.2	260011	ATE
1.4 i (F08, F68, M68)	40	03/93→09/00	←			11.0101-5407.2	260011	ATE
1.4 i (F08, F68, M68)	44	03/93→09/00	←			11.0101-5407.2	260011	ATE
1.4 i 16V (F08, F68, M68)	63	08/97→09/00	←	für Automatikgetriebe		11.0101-5407.2	260011	ATE
			←	für Schaltgetriebe		11.0101-5407.2	260011	ATE
1.6 GSI 16V (F08, F68, M68)	80	03/93→09/00	←	09/93→		11.0101-5407.2	260011	ATE
↓								











	kw				! #		
<b>OPEL - CORSA B (S93) 03/93→12/02</b>							
<b>Führungsbolzen, Bremsattel</b>							
1.0 i 12V (F08, F68, M68)	40	11/96→09/00	←			11.8171-0008.1 990049	ATE
1.4 i 16V (F08, F68, M68)	66	09/94→09/00					
1.4 Si (F08, F68, M68)	60	03/93→09/00					
1.5 D (F08, F68, M68)	37	03/93→09/00					
1.5 TD (F08, F68, M68)	49	03/93→09/00					
1.6 i 16V (F08, F68, M68)	74	08/97→09/00					
1.6 i 16V (F08, F68, M68)	78	09/94→09/00					
1.7 D (F08, F68, M68)	44	02/96→09/00					
1.2 i (F08, F68, M68)	33	03/93→09/00	←	für Automatikgetriebe		11.8171-0008.1 990049	ATE
			←	für Schaltgetriebe		11.8171-0008.1 990049	ATE
1.2 i 16V (F08, F68, M68)	48	03/98→09/00	←	04/98→; für Schaltgetriebe		11.8171-0008.1 990049	ATE
			←	04/98→		11.8171-0008.1 990049	ATE
			←	04/98→; für Fahrzeuge ohne Klimaanlage; für Automatikgetriebe		11.8171-0008.1 990049	ATE
1.4 i (F08, F68, M68)	40	03/93→09/00	←			11.8171-0008.1 990049	ATE
1.4 i (F08, F68, M68)	44	03/93→09/00					
1.4 i 16V (F08, F68, M68)	63	08/97→09/00	←	für Automatikgetriebe		11.8171-0008.1 990049	ATE
			←	für Schaltgetriebe		11.8171-0008.1 990049	ATE
1.6 GSI 16V (F08, F68, M68)	80	03/93→09/00	←	09/93→		11.8171-0008.1 990049	ATE
<b>Dichtungssatz, Bremsattel</b>							
1.0 i 12V (F08, F68, M68)	40	11/96→09/00	←			11.0441-4811.2 250024	ATE
1.4 i 16V (F08, F68, M68)	66	09/94→09/00					
1.4 Si (F08, F68, M68)	60	03/93→09/00					
1.5 D (F08, F68, M68)	37	03/93→09/00					
1.5 TD (F08, F68, M68)	49	03/93→09/00					
1.6 i 16V (F08, F68, M68)	74	08/97→09/00					
1.6 i 16V (F08, F68, M68)	78	09/94→09/00					
1.7 D (F08, F68, M68)	44	02/96→09/00					
1.2 i (F08, F68, M68)	33	03/93→09/00	←	für Automatikgetriebe		11.0441-4811.2 250024	ATE
			←	für Schaltgetriebe		11.0441-4811.2 250024	ATE
1.2 i 16V (F08, F68, M68)	48	03/98→09/00	←	04/98→; für Schaltgetriebe		11.0441-4811.2 250024	ATE
			←	04/98→; für Fahrzeuge ohne Klimaanlage; für Automatikgetriebe		11.0441-4811.2 250024	ATE
			←	04/98→		11.0441-4811.2 250024	ATE
1.4 i (F08, F68, M68)	40	03/93→09/00	←			11.0441-4811.2 250024	ATE
1.4 i (F08, F68, M68)	44	03/93→09/00					
1.4 i 16V (F08, F68, M68)	63	08/97→09/00	←	für Automatikgetriebe		11.0441-4811.2 250024	ATE
			←	für Schaltgetriebe		11.0441-4811.2 250024	ATE
1.6 GSI 16V (F08, F68, M68)	80	03/93→09/00	←	09/93→		11.0441-4811.2 250024	ATE
<b>Bremsschlauch</b>							
1.0 i 12V (F08, F68, M68)	40	11/96→09/00	←		2	24.5231-0320.3 330496	L= 320
1.2 i (F08, F68, M68)	33	03/93→09/00	→		2	24.5233-0200.3 330425	L= 198
1.4 i (F08, F68, M68)	40	03/93→09/00					
1.4 i (F08, F68, M68)	44	03/93→09/00					
1.4 i 16V (F08, F68, M68)	63	08/97→09/00					
1.4 i 16V (F08, F68, M68)	66	09/94→09/00					
1.4 Si (F08, F68, M68)	60	03/93→09/00					
1.5 D (F08, F68, M68)	37	03/93→09/00					
1.5 TD (F08, F68, M68)	49	03/93→09/00					
1.6 i 16V (F08, F68, M68)	74	08/97→09/00					
1.6 i 16V (F08, F68, M68)	78	09/94→09/00					
1.7 D (F08, F68, M68)	44	02/96→09/00					
1.2 i 16V (F08, F68, M68)	48	03/98→09/00	←	04/98→	2	24.5231-0320.3 330496	L= 320
			→	04/98→	2	24.5233-0200.3 330425	L= 198
1.6 GSI 16V (F08, F68, M68)	80	03/93→09/00	←	09/93→	2	24.5231-0320.3 330496	L= 320
↓							



























	kW					! #		
<b>OPEL - CORSA B (S93) 03/93→12/02</b>								
 <b>Bremsschlauch</b>								
1.6 GSI 16V (F08, F68, M68)	80	03/93→09/00	➔	09/93→		2	24.5233-0200.3 330425	L= 198
<b>OPEL - CORSA B Caravan (S93) 01/99→12/02</b>								
 <b>Bremssattel</b>								
1.4 i 16V (F35)	66	01/99→12/02	←	☐; → 09/00			24.3481-9871.5 240677	ATE Ø 48 - Halter
			←	☐; → 09/00			24.3481-9872.5 240678	ATE Ø 48 - Halter
1.7 D (F35)	44	01/99→12/02	←	☐; → 09/00			24.3481-1733.5 240213	ATE Ø 48 - Halter
			←	☐; → 09/00			24.3481-1734.5 240214	ATE Ø 48 - Halter
<b>Feder, Bremssattel</b>								
1.4 i 16V (F35)	66	01/99→12/02	←	→ 09/00		2	11.8116-0129.1 390591	ATE
1.7 D (F35)	44	01/99→12/02						
<b>Führungshülzensatz, Bremssattel</b>								
1.4 i 16V (F35)	66	01/99→12/02	←	→ 09/00			11.0101-5407.2 260011	ATE
1.7 D (F35)	44	01/99→12/02						
<b>Führungsbolzen, Bremssattel</b>								
1.4 i 16V (F35)	66	01/99→12/02	←	→ 09/00			11.8171-0008.1 990049	ATE
1.7 D (F35)	44	01/99→12/02						
<b>Dichtungssatz, Bremssattel</b>								
1.4 i 16V (F35)	66	01/99→12/02	←	→ 09/00			11.0441-4811.2 250024	ATE
1.7 D (F35)	44	01/99→12/02						
 <b>Bremsschlauch</b>								
1.4 i 16V (F35)	66	01/99→12/02	←	→ 09/00		2	24.5231-0320.3 330496	L= 320
1.7 D (F35)	44	01/99→12/02	➔	→ 09/00		2	24.5233-0200.3 330425	L= 198
<b>OPEL - CORSA B Kasten (S93) 08/99→09/00</b>								
 <b>Bremssattel</b>								
1.4 i (F08, W5L)	44	08/99→09/00	←	☐			24.3481-9871.5 240677	ATE Ø 48 - Halter
			←	☐			24.3481-9872.5 240678	ATE Ø 48 - Halter
1.7 D (F08, W5L)	44	08/99→09/00	←	☐			24.3481-1733.5 240213	ATE Ø 48 - Halter
			←	☐			24.3481-1734.5 240214	ATE Ø 48 - Halter
<b>Feder, Bremssattel</b>								
1.4 i (F08, W5L)	44	08/99→09/00	←			2	11.8116-0129.1 390591	ATE
1.7 D (F08, W5L)	44	08/99→09/00						
<b>Führungshülzensatz, Bremssattel</b>								
1.4 i (F08, W5L)	44	08/99→09/00	←				11.0101-5407.2 260011	ATE
1.7 D (F08, W5L)	44	08/99→09/00						
<b>Führungsbolzen, Bremssattel</b>								
1.4 i (F08, W5L)	44	08/99→09/00	←				11.8171-0008.1 990049	ATE
1.7 D (F08, W5L)	44	08/99→09/00						
<b>Dichtungssatz, Bremssattel</b>								
1.4 i (F08, W5L)	44	08/99→09/00	←				11.0441-4811.2 250024	ATE
1.7 D (F08, W5L)	44	08/99→09/00						
 <b>Bremsschlauch</b>								
1.4 i (F08, W5L)	44	08/99→09/00	←			2	24.5231-0320.3 330496	L= 320
1.7 D (F08, W5L)	44	08/99→09/00	➔			2	24.5233-0200.3 330425	L= 198
<b>OPEL - CORSA C (X01) 09/00→12/09</b>								
 <b>Bremssattel</b>								
1.0 (F08, F68)	43	09/00→06/03	←	☐; + ABS			24.3481-1765.5 240369	TRW Ø 48 - Halter
			←	☐; + ABS			24.3481-1766.5 240370	TRW Ø 48 - Halter
			←	☐; - ABS			24.3481-1767.5 240371	TRW Ø 48 - Halter
1.0 (F08, F68)	44	06/03→12/09	←	☐; + ABS; → 09/06			24.3481-1765.5 240369	TRW Ø 48 - Halter
1.2 (F08, F68)	55	09/00→12/09						
1.2 Twinport (F08, F68)	59	07/04→12/09	←	☐; + ABS; → 09/06			24.3481-1766.5 240370	TRW Ø 48 - Halter
			←	☐; - ABS; → 09/06			24.3481-1767.5 240371	TRW Ø 48 - Halter
↓								








	kW			 	! #			
<b>OPEL - CORSA C (X01) 09/00→12/09</b>								
 <b>Bremssattel</b>								
1.3 CDTI (F08, F68)	51	06/03→12/09	←	☐; → 09/06		24.3541-1795.5	240788	TRW Ø 54 - Halter
1.4 (F08, F68)	66	09/00→12/09	←	☐; → 09/06		24.3541-1796.5	240789	TRW Ø 54 - Halter
1.4 Twinport (F08, F68)	66	06/03→12/09	←	☐; → 09/06		24.3541-1796.5	240789	TRW Ø 54 - Halter
1.7 DTI (F08, F68)	55	09/00→12/09	→	☐; → 09/06		24.3347-1713.5	240701	TRW Ø 34 - Halter
			→	☐; → 09/06		24.3347-1714.5	240702	TRW Ø 34 - Halter
1.7 CDTI (F08, F68)	74	06/03→12/09	←	☐; → 09/06		24.3571-9823.5	240499	ATE Ø 57 - Halter
			←	☐; → 09/06		24.3571-9824.5	240500	ATE Ø 57 - Halter
			→	☐; → 09/06		24.3347-1713.5	240701	TRW Ø 34 - Halter
			→	☐; → 09/06		24.3347-1714.5	240702	TRW Ø 34 - Halter
1.7 DI (F08, F68)	48	09/00→12/09	←	☐; → 09/06		24.3481-1765.5	240369	TRW Ø 48 - Halter
			←	☐; → 09/06		24.3481-1766.5	240370	TRW Ø 48 - Halter
			→	☐; → 09/06		24.3347-1713.5	240701	TRW Ø 34 - Halter
			→	☐; → 09/06		24.3347-1714.5	240702	TRW Ø 34 - Halter
1.8 (F08, F68)	92	09/00→12/09	←	☐; nicht für Bremssattelfarbe: rot; → 09/06		24.3541-1795.5	240788	TRW Ø 54 - Halter
			←	☐; nicht für Bremssattelfarbe: rot; → 09/06		24.3541-1796.5	240789	TRW Ø 54 - Halter
			→	☐; → 09/06; nicht für Bremssattelfarbe: rot		24.3347-1713.5	240701	TRW Ø 34 - Halter
			→	☐; → 09/06; nicht für Bremssattelfarbe: rot		24.3347-1714.5	240702	TRW Ø 34 - Halter
<b>Feder, Bremssattel</b>								
1.7 CDTI (F08, F68)	74	06/03→12/09	←	→ 09/06	2	11.8116-0292.1	390521	ATE
<b>Führungshülzensatz, Bremssattel</b>								
1.7 CDTI (F08, F68)	74	06/03→12/09	←	→ 09/06		11.0101-5407.2	260011	ATE
<b>Führungsbolzen, Bremssattel</b>								
1.7 CDTI (F08, F68)	74	06/03→12/09		→ 09/06		11.8171-0008.1	990049	ATE
<b>Dichtungssatz, Bremssattel</b>								
1.7 CDTI (F08, F68)	74	06/03→12/09	←	→ 09/06		11.0441-5704.2	250034	ATE
 <b>Bremsschlauch</b>								
1.0 (F08, F68)	43	09/00→06/03	←		2	24.5256-0298.3	330756	L= 298
			→		2	24.5240-0195.3	330753	L= 195
1.0 (F08, F68)	44	06/03→12/09	←	→ 09/06	2	24.5256-0298.3	330756	L= 298
1.2 (F08, F68)	55	09/00→12/09	←	→ 09/06	2	24.5256-0298.3	330756	L= 298
1.2 Twinport (F08, F68)	59	07/04→12/09	→	→ 09/06	2	24.5240-0195.3	330753	L= 195
1.3 CDTI (F08, F68)	51	06/03→12/09						
1.7 CDTI (F08, F68)	74	06/03→12/09						
1.7 DI (F08, F68)	48	09/00→12/09						
1.7 DTI (F08, F68)	55	09/00→12/09						
1.4 (F08, F68)	66	09/00→12/09	←	→ 09/06	2	24.5256-0298.3	330756	L= 298
1.4 Twinport (F08, F68)	66	06/03→12/09						
1.8 (F08, F68)	92	09/00→12/09						
<b>OPEL - CORSA C Kasten (X01) 09/00→</b>								
 <b>Bremssattel</b>								
1.2 (F08, W5L)	59	07/05→	←	☐; + ABS		24.3481-1765.5	240369	TRW Ø 48 - Halter
1.2 16V (F08, W5L)	55	09/00→	←	☐; + ABS		24.3481-1766.5	240370	TRW Ø 48 - Halter
			←	☐; - ABS		24.3481-1767.5	240371	TRW Ø 48 - Halter
1.3 CDTI 16V (F08, W5L)	51	08/05→	←	☐		24.3541-1795.5	240788	TRW Ø 54 - Halter
1.7 DTI 16V (F08, W5L)	55	09/00→	←	☐		24.3541-1796.5	240789	TRW Ø 54 - Halter
			→	☐		24.3347-1713.5	240701	TRW Ø 34 - Halter
			→	☐		24.3347-1714.5	240702	TRW Ø 34 - Halter
1.4 (W5L, F08)	66	08/03→	←	☐; → 09/06		24.3541-1795.5	240788	TRW Ø 54 - Halter
			←	☐; → 09/06		24.3541-1796.5	240789	TRW Ø 54 - Halter
			→	☐; → 09/06		24.3347-1713.5	240701	TRW Ø 34 - Halter
			→	☐; → 09/06		24.3347-1714.5	240702	TRW Ø 34 - Halter
1.7 CDTi (F08, W5L)	74	08/03→	←	☐; → 09/06		24.3571-9823.5	240499	ATE Ø 57 - Halter
			←	☐; → 09/06		24.3571-9824.5	240500	ATE Ø 57 - Halter
















	kw			 	! #		
<b>OPEL - CORSA C Kasten (X01) 09/00→</b>							
 <b>Bremssattel</b>							
1.7 CDTi (F08, W5L)	74	08/03→	→	☐; → 09/06		24.3347-1713.5 240701	TRW Ø 34 - Halter
			→	☐; → 09/06		24.3347-1714.5 240702	TRW Ø 34 - Halter
1.7 DI 16V (F08, W5L)	48	09/00→	←	☐		24.3481-1765.5 240369	TRW Ø 48 - Halter
			←	☐		24.3481-1766.5 240370	TRW Ø 48 - Halter
			→	☐		24.3347-1713.5 240701	TRW Ø 34 - Halter
			→	☐		24.3347-1714.5 240702	TRW Ø 34 - Halter
<b>Feder, Bremssattel</b>							
1.7 CDTi (F08, W5L)	74	08/03→	←	→ 09/06	2	11.8116-0292.1 390521	ATE
<b>Führungshülzensatz, Bremssattel</b>							
1.7 CDTi (F08, W5L)	74	08/03→	←	→ 09/06		11.0101-5407.2 260011	ATE
<b>Führungsbolzen, Bremssattel</b>							
1.7 CDTi (F08, W5L)	74	08/03→		→ 09/06		11.8171-0008.1 990049	ATE
<b>Dichtungssatz, Bremssattel</b>							
1.7 CDTi (F08, W5L)	74	08/03→	←	→ 09/06		11.0441-5704.2 250034	ATE
 <b>Bremsschlauch</b>							
1.2 (F08, W5L)	59	07/05→	←		2	24.5256-0298.3 330756	L= 298
1.2 16V (F08, W5L)	55	09/00→					
1.3 CDTi 16V (F08, W5L)	51	08/05→	→		2	24.5240-0195.3 330753	L= 195
1.7 DI 16V (F08, W5L)	48	09/00→					
1.7 DTI 16V (F08, W5L)	55	09/00→					
1.4 (W5L, F08)	66	08/03→	←	→ 09/06	2	24.5256-0298.3 330756	L= 298
1.7 CDTi (F08, W5L)	74	08/03→	←	→ 09/06	2	24.5256-0298.3 330756	L= 298
			→	→ 09/06	2	24.5240-0195.3 330753	L= 195
<b>OPEL - CORSA D (S07) 07/06→08/14</b>							
 <b>Bremssattel</b>							
1.0 (L08, L68)	44	07/06→12/10	←	☐; 10/06→; V		24.3541-1769.5 240601	BOS Ø 54 - Halter
1.2 (L08, L68)	59	07/06→08/14					
1.4 (L08, L68)	66	07/06→08/14	←	☐; 10/06→; V		24.3541-1770.5 240602	BOS Ø 54 - Halter
1.4 LPG (L08, L68)	66	08/06→12/11					
1.0 (L08, L68)	48	12/09→08/14	←	☐; V		24.3541-1769.5 240601	BOS Ø 54 - Halter
1.2 (L08, L68)	51	12/09→08/14					
1.2 (L08, L68)	63	12/09→08/14	←	☐; V		24.3541-1770.5 240602	BOS Ø 54 - Halter
1.2 LPG (L08, L68)	55	09/09→12/11					
1.2 LPG (L08, L68)	59	08/06→08/14					
1.2 LPG (L08, L68)	61	06/11→08/14					
1.2 LPG (L08, L68)	63	06/11→08/14					
1.4 (L08, L68)	64	09/09→08/14					
1.4 (L08, L68)	74	12/09→08/14					
1.4 LPG (L08, L68)	64	09/09→08/14					
1.3 CDTi (L08, L68)	55	07/06→08/14	←	☐; 10/06→; für Bremsscheibendurchmesser [mm]: 257; V		24.3541-1769.5 240601	BOS Ø 54 - Halter
			←	☐; 10/06→; für Bremsscheibendurchmesser [mm]: 257; V		24.3541-1770.5 240602	BOS Ø 54 - Halter
			←	☐; 10/06→; für Bremsscheibendurchmesser [mm]: 284		24.3541-1829.5 240721	BOS Ø 54 - Halter
			←	☐; 10/06→; für Bremsscheibendurchmesser [mm]: 284		24.3541-1830.5 240722	BOS Ø 54 - Halter
1.3 CDTi (L08, L68)	66	07/06→06/11	←	☐; 10/06→		24.3541-1829.5 240721	BOS Ø 54 - Halter
			←	☐; 10/06→		24.3541-1830.5 240722	BOS Ø 54 - Halter
1.3 CDTi (L08, L68)	70	06/09→08/14	←	☐; für Bremsscheibendurchmesser [mm]: 257; V		24.3541-1769.5 240601	BOS Ø 54 - Halter
			←	☐; für Bremsscheibendurchmesser [mm]: 257; V		24.3541-1770.5 240602	BOS Ø 54 - Halter
			←	☐; für Bremsscheibendurchmesser [mm]: 284		24.3541-1829.5 240721	BOS Ø 54 - Halter
↓							

	kw			 	! #		
<b>OPEL - CORSA D (S07) 07/06→08/14</b>							
 <b>Bremssattel</b>							
1.3 CDTI (L08, L68)	70	06/09→08/14	←	☐; für Bremsscheibendurchmesser [mm]: 284		24.3541-1830.5 240722	BOS Ø 54 - Halter
1.6 Turbo (L08, L68)	110	05/07→08/14	←	☐; 06/07→		24.3571-9823.5 240499	ATE Ø 57 - Halter
			←	☐; 06/07→		24.3571-9824.5 240500	ATE Ø 57 - Halter
1.6 Turbo (L08, L68)	141	11/06→08/14	←	☐; 03/07→		24.3571-9823.5 240499	ATE Ø 57 - Halter
			←	☐; 03/07→		24.3571-9824.5 240500	ATE Ø 57 - Halter
<b>Feder, Bremssattel</b>							
1.6 Turbo (L08, L68)	110	05/07→08/14	←	06/07→	2	11.8116-0292.1 390521	ATE
1.6 Turbo (L08, L68)	141	11/06→08/14		03/07→	2	11.8116-0292.1 390521	ATE
1.6 Turbo (L08, L68)	155	06/11→08/14			2	11.8116-0292.1 390521	ATE
<b>Führungsbolzen, Bremssattel</b>							
1.6 Turbo (L08, L68)	110	05/07→08/14		06/07→		11.8171-0008.1 990049	ATE
1.6 Turbo (L08, L68)	141	11/06→08/14		03/07→		11.8171-0008.1 990049	ATE
1.6 Turbo (L08, L68)	155	06/11→08/14				11.8171-0008.1 990049	ATE
<b>Dichtungssatz, Bremssattel</b>							
1.6 Turbo (L08, L68)	110	05/07→08/14	←	06/07→		11.0441-5704.2 250034	ATE
1.6 Turbo (L08, L68)	141	11/06→08/14	←	03/07→		11.0441-5704.2 250034	ATE
1.6 Turbo (L08, L68)	155	06/11→08/14	←			11.0441-5704.2 250034	ATE
 <b>Bremsschlauch</b>							
1.0 (L08, L68)	44	07/06→12/10	←	10/06→	2	24.5112-0402.3 331297	L= 402
1.2 (L08, L68)	59	07/06→08/14					
1.3 CDTI (L08, L68)	55	07/06→08/14	→	10/06→; Scheibenbremse	2	24.5112-0142.3 331016	L= 142
1.3 CDTI (L08, L68)	66	07/06→06/11					
1.4 (L08, L68)	66	07/06→08/14					
1.4 LPG (L08, L68)	66	08/06→12/11					
1.7 CDTI (L08, L68)	92	08/06→12/11					
1.0 (L08, L68)	48	12/09→08/14	←		2	24.5112-0402.3 331297	L= 402
1.2 (L08, L68)	51	12/09→08/14					
1.2 (L08, L68)	63	12/09→08/14	→	Scheibenbremse	2	24.5112-0142.3 331016	L= 142
1.2 LPG (L08, L68)	55	09/09→12/11					
1.2 LPG (L08, L68)	59	08/06→08/14					
1.2 LPG (L08, L68)	61	06/11→08/14					
1.2 LPG (L08, L68)	63	06/11→08/14					
1.3 CDTI (L08, L68)	70	06/09→08/14					
1.4 (L08, L68)	64	09/09→08/14					
1.4 (L08, L68)	74	12/09→08/14					
1.4 LPG (L08, L68)	64	09/09→08/14					
1.7 CDTI (L08, L68)	96	12/09→08/14					
1.4 (L08, L68)	88	07/12→08/14	→	Scheibenbremse	2	24.5112-0142.3 331016	L= 142
1.6 Turbo (L08, L68)	155	06/11→08/14					
1.6 Turbo (L08, L68)	110	05/07→08/14	→	06/07→; Scheibenbremse	2	24.5112-0142.3 331016	L= 142
1.6 Turbo (L08, L68)	141	11/06→08/14	→	03/07→; Scheibenbremse	2	24.5112-0142.3 331016	L= 142
<b>OPEL - CORSA D Van (S07) 07/06→</b>							
 <b>Bremssattel</b>							
1.0 (L08)	44	07/06→	←	☐; 10/06→; V		24.3541-1769.5 240601	BOS Ø 54 - Halter
			←	☐; 10/06→; V		24.3541-1770.5 240602	BOS Ø 54 - Halter
1.0 (L08)	48	01/10→	←	☐; V		24.3541-1769.5 240601	BOS Ø 54 - Halter
1.2 (L08)	51	06/10→					
1.2 (L08)	59	07/09→	←	☐; V		24.3541-1770.5 240602	BOS Ø 54 - Halter
1.2 (L08)	63	06/10→					
1.3 CDTI (L08)	55	07/06→	←	☐; 10/06→; für Bremsscheibendurchmesser [mm]: 257; V		24.3541-1769.5 240601	BOS Ø 54 - Halter
			←	☐; 10/06→; für Bremsscheibendurchmesser [mm]: 257; V		24.3541-1770.5 240602	BOS Ø 54 - Halter
			←	☐; 10/06→; für Bremsscheibendurchmesser [mm]: 284		24.3541-1829.5 240721	BOS Ø 54 - Halter
			←	☐; 10/06→; für Bremsscheibendurchmesser [mm]: 284		24.3541-1830.5 240722	BOS Ø 54 - Halter
1.3 CDTI (L08)	66	07/06→	←	☐; 10/06→		24.3541-1829.5 240721	BOS Ø 54 - Halter
↓							

	kw			 	! #			
<b>OPEL - CORSA D Van (S07) 07/06→</b>								
 <b>Bremssattel</b>								
1.3 CDTI (L08)	66	07/06→	←	 ; 10/06→		<b>24.3541-1830.5</b>	<b>240722</b>	BOS Ø 54 - Halter
1.3 CDTI (L08)	70	06/10→	←	 ; für Bremsscheibendurchmesser [mm]: 257; V		<b>24.3541-1769.5</b>	<b>240601</b>	BOS Ø 54 - Halter
			←	 ; für Bremsscheibendurchmesser [mm]: 257; V		<b>24.3541-1770.5</b>	<b>240602</b>	BOS Ø 54 - Halter
			←	 ; für Bremsscheibendurchmesser [mm]: 284		<b>24.3541-1829.5</b>	<b>240721</b>	BOS Ø 54 - Halter
			←	 ; für Bremsscheibendurchmesser [mm]: 284		<b>24.3541-1830.5</b>	<b>240722</b>	BOS Ø 54 - Halter
 <b>Bremsschlauch</b>								
1.0 (L08)	44	07/06→	←	10/06→	2	<b>24.5112-0402.3</b>	<b>331297</b>	L= 402
1.3 CDTI (L08)	55	07/06→	→	10/06→; Scheibenbremse	2	<b>24.5112-0142.3</b>	<b>331016</b>	L= 142
1.3 CDTI (L08)	66	07/06→	→	Scheibenbremse	2	<b>24.5112-0142.3</b>	<b>331016</b>	L= 142
1.0 (L08)	48	01/10→	←		2	<b>24.5112-0402.3</b>	<b>331297</b>	L= 402
1.2 (L08)	51	06/10→	→		2	<b>24.5112-0142.3</b>	<b>331016</b>	L= 142
1.2 (L08)	59	07/09→	→		2	<b>24.5112-0142.3</b>	<b>331016</b>	L= 142
1.2 (L08)	63	06/10→	→		2	<b>24.5112-0142.3</b>	<b>331016</b>	L= 142
1.3 CDTI (L08)	70	06/10→	→		2	<b>24.5112-0142.3</b>	<b>331016</b>	L= 142
<b>OPEL - CORSA E (X15) 09/14→</b>								
 <b>Bremssattel</b>								
1.0 (08, 68)	66	09/14→	←	 ; 11/14→; für Bremsscheibendurchmesser [mm]: 308		<b>24.3571-9823.5</b>	<b>240499</b>	ATE Ø 57 - Halter
1.0 (08, 68)	85	09/14→	←	 ; 11/14→; für Bremsscheibendurchmesser [mm]: 308		<b>24.3571-9824.5</b>	<b>240500</b>	ATE Ø 57 - Halter
1.2 (08, 68)	51	09/14→	←	 ; 11/14→; für Bremsscheibendurchmesser [mm]: 308		<b>24.3571-9823.5</b>	<b>240499</b>	ATE Ø 57 - Halter
1.3 CDTI (08, 68)	55	09/14→	←	 ; 11/14→; für Bremsscheibendurchmesser [mm]: 308		<b>24.3571-9823.5</b>	<b>240499</b>	ATE Ø 57 - Halter
1.3 CDTI (08, 68)	70	09/14→	←	 ; 11/14→; für Bremsscheibendurchmesser [mm]: 308		<b>24.3571-9824.5</b>	<b>240500</b>	ATE Ø 57 - Halter
1.4 (08, 68)	55	09/14→	←	 ; 11/14→; für Bremsscheibendurchmesser [mm]: 308		<b>24.3571-9823.5</b>	<b>240499</b>	ATE Ø 57 - Halter
1.4 (08, 68)	66	09/14→	←	 ; 11/14→; für Bremsscheibendurchmesser [mm]: 308		<b>24.3571-9823.5</b>	<b>240499</b>	ATE Ø 57 - Halter
1.4 Turbo (08, 68)	74	09/14→	←	 ; 11/14→; für Bremsscheibendurchmesser [mm]: 308		<b>24.3571-9824.5</b>	<b>240500</b>	ATE Ø 57 - Halter
1.4 LPG (08, 68)	64	11/15→	←	 ; 11/15→; für Bremsscheibendurchmesser [mm]: 308		<b>24.3571-9823.5</b>	<b>240499</b>	ATE Ø 57 - Halter
1.4 LPG (08, 68)	66	03/15→	←	 ; 11/15→; für Bremsscheibendurchmesser [mm]: 308		<b>24.3571-9824.5</b>	<b>240500</b>	ATE Ø 57 - Halter
1.4 Turbo (08, 68)	110	03/15→	←	 ; 11/15→; für Bremsscheibendurchmesser [mm]: 308		<b>24.3571-9823.5</b>	<b>240499</b>	ATE Ø 57 - Halter
<b>Feder, Bremssattel</b>								
1.0 (08, 68)	66	09/14→		11/14→; für Bremsscheibendurchmesser [mm]: 257	2	<b>11.8116-0264.1</b>	<b>390594</b>	ATE
1.0 (08, 68)	85	09/14→		11/14→; für Bremsscheibendurchmesser [mm]: 257	2	<b>11.8116-0292.1</b>	<b>390521</b>	ATE
1.2 (08, 68)	51	09/14→		11/14→; für Bremsscheibendurchmesser [mm]: 308	2	<b>11.8116-0264.1</b>	<b>390594</b>	ATE
1.3 CDTI (08, 68)	55	09/14→		11/14→; für Bremsscheibendurchmesser [mm]: 308	2	<b>11.8116-0292.1</b>	<b>390521</b>	ATE
1.3 CDTI (08, 68)	70	09/14→		11/14→; für Bremsscheibendurchmesser [mm]: 308	2	<b>11.8116-0264.1</b>	<b>390594</b>	ATE
1.4 (08, 68)	55	09/14→		11/14→; für Bremsscheibendurchmesser [mm]: 308	2	<b>11.8116-0292.1</b>	<b>390521</b>	ATE
1.4 (08, 68)	66	09/14→	←	11/14→; für Bremsscheibendurchmesser [mm]: 284	2	<b>11.8116-0356.1</b>	<b>390586</b>	ATE
1.4 Turbo (08, 68)	74	09/14→	←	11/14→; für Bremsscheibendurchmesser [mm]: 284	2	<b>11.8116-0356.1</b>	<b>390586</b>	ATE
1.4 LPG (08, 68)	64	11/15→		für Bremsscheibendurchmesser [mm]: 257	2	<b>11.8116-0264.1</b>	<b>390594</b>	ATE
1.4 LPG (08, 68)	66	03/15→		für Bremsscheibendurchmesser [mm]: 308	2	<b>11.8116-0292.1</b>	<b>390521</b>	ATE
1.4 Turbo (08, 68)	110	03/15→	←	für Bremsscheibendurchmesser [mm]: 284	2	<b>11.8116-0356.1</b>	<b>390586</b>	ATE
<b>Führungshülzensatz, Bremssattel</b>								
1.0 (08, 68)	66	09/14→	←	11/14→; für Bremsscheibendurchmesser [mm]: 308		<b>11.0101-5407.2</b>	<b>260011</b>	ATE
1.0 (08, 68)	85	09/14→	←	11/14→; für Bremsscheibendurchmesser [mm]: 308		<b>11.0101-5407.2</b>	<b>260011</b>	ATE
1.2 (08, 68)	51	09/14→	←	11/14→; für Bremsscheibendurchmesser [mm]: 308		<b>11.0101-5407.2</b>	<b>260011</b>	ATE
1.3 CDTI (08, 68)	55	09/14→	←	11/14→; für Bremsscheibendurchmesser [mm]: 308		<b>11.0101-5407.2</b>	<b>260011</b>	ATE
1.3 CDTI (08, 68)	70	09/14→	←	11/14→; für Bremsscheibendurchmesser [mm]: 308		<b>11.0101-5407.2</b>	<b>260011</b>	ATE
1.4 (08, 68)	55	09/14→	←	11/14→; für Bremsscheibendurchmesser [mm]: 308		<b>11.0101-5407.2</b>	<b>260011</b>	ATE
1.4 (08, 68)	66	09/14→	←	11/14→; für Bremsscheibendurchmesser [mm]: 308		<b>11.0101-5407.2</b>	<b>260011</b>	ATE
1.4 Turbo (08, 68)	74	09/14→	←	11/14→; für Bremsscheibendurchmesser [mm]: 308		<b>11.0101-5407.2</b>	<b>260011</b>	ATE
1.4 LPG (08, 68)	64	11/15→	←	für Bremsscheibendurchmesser [mm]: 308		<b>11.0101-5407.2</b>	<b>260011</b>	ATE
1.4 LPG (08, 68)	66	03/15→	←	für Bremsscheibendurchmesser [mm]: 308		<b>11.0101-5407.2</b>	<b>260011</b>	ATE
1.4 Turbo (08, 68)	110	03/15→	←	für Bremsscheibendurchmesser [mm]: 308		<b>11.0101-5407.2</b>	<b>260011</b>	ATE
<b>Führungsbolzen, Bremssattel</b>								
1.0 (08, 68)	66	09/14→		11/14→; für Bremsscheibendurchmesser [mm]: 308		<b>11.8171-0008.1</b>	<b>990049</b>	ATE
1.0 (08, 68)	85	09/14→		11/14→; für Bremsscheibendurchmesser [mm]: 308		<b>11.8171-0008.1</b>	<b>990049</b>	ATE
1.2 (08, 68)	51	09/14→		11/14→; für Bremsscheibendurchmesser [mm]: 308		<b>11.8171-0008.1</b>	<b>990049</b>	ATE
1.3 CDTI (08, 68)	55	09/14→		11/14→; für Bremsscheibendurchmesser [mm]: 308		<b>11.8171-0008.1</b>	<b>990049</b>	ATE
1.3 CDTI (08, 68)	70	09/14→		11/14→; für Bremsscheibendurchmesser [mm]: 308		<b>11.8171-0008.1</b>	<b>990049</b>	ATE

	kw			 	! #		
<b>OPEL - CORSA E (X15) 09/14→</b>							
<b>Führungsbolzen, Bremsattel</b>							
1.4 (08, 68)	55	09/14→		11/14→;		11.8171-0008.1	990049 ATE
1.4 (08, 68)	66	09/14→		für Bremsscheibendurchmesser [mm]:			
1.4 Turbo (08, 68)	74	09/14→		308			
1.4 LPG (08, 68)	64	11/15→		für Bremsscheibendurchmesser [mm]:		11.8171-0008.1	990049 ATE
1.4 LPG (08, 68)	66	03/15→		308			
1.4 Turbo (08, 68)	110	03/15→					
<b>Dichtungssatz, Bremsattel</b>							
1.0 (08, 68)	66	09/14→	←	11/14→;		11.0441-5704.2	250034 ATE
1.0 (08, 68)	85	09/14→		für Bremsscheibendurchmesser [mm]:			
1.2 (08, 68)	51	09/14→		308			
1.3 CDTI (08, 68)	55	09/14→					
1.3 CDTI (08, 68)	70	09/14→					
1.4 (08, 68)	55	09/14→					
1.4 (08, 68)	66	09/14→					
1.4 Turbo (08, 68)	74	09/14→					
1.4 LPG (08, 68)	64	11/15→	←	für Bremsscheibendurchmesser [mm]:		11.0441-5704.2	250034 ATE
1.4 LPG (08, 68)	66	03/15→		308			
1.4 Turbo (08, 68)	110	03/15→					
<b>Bremsschlauch</b>							
1.0 (08, 68)	66	09/14→	→	am Bremsattel; 11/14→;	2	24.5112-0142.3	331016 L= 142
1.0 (08, 68)	85	09/14→		Scheibenbremse			
1.2 (08, 68)	51	09/14→					
1.3 CDTI (08, 68)	55	09/14→					
1.3 CDTI (08, 68)	70	09/14→					
1.4 (08, 68)	55	09/14→					
1.4 (08, 68)	66	09/14→					
1.4 Turbo (08, 68)	74	09/14→					
1.4 LPG (08, 68)	64	11/15→	→	am Bremsattel; Scheibenbremse	2	24.5112-0142.3	331016 L= 142
1.4 LPG (08, 68)	66	03/15→					
1.4 Turbo (08, 68)	110	03/15→					
1.6 Turbo (08, 68)	152	03/15→	→	am Bremsattel	2	24.5112-0142.3	331016 L= 142
<b>OPEL - CORSA E Van (X15) 09/14→</b>							
<b>Bremssattel</b>							
1.2 (08)	51	01/15→	←	☐; für Bremsscheibendurchmesser [mm]:		24.3571-9823.5	240499 ATE Ø 57 - Halter
1.3 CDTI (08)	55	01/15→		308			
			←	☐; für Bremsscheibendurchmesser [mm]:		24.3571-9824.5	240500 ATE Ø 57 - Halter
				308			
1.3 CDTI (08)	70	09/14→	←	☐; 11/14→;		24.3571-9823.5	240499 ATE Ø 57 - Halter
1.4 (08)	55	09/14→		für Bremsscheibendurchmesser [mm]:			
1.4 (08)	66	09/14→		308			
			←	☐; 11/14→;		24.3571-9824.5	240500 ATE Ø 57 - Halter
				für Bremsscheibendurchmesser [mm]:			
				308			
<b>Feder, Bremsattel</b>							
1.2 (08)	51	01/15→		für Bremsscheibendurchmesser [mm]:	2	11.8116-0264.1	390594 ATE
1.3 CDTI (08)	55	01/15→		257			
				für Bremsscheibendurchmesser [mm]:	2	11.8116-0292.1	390521 ATE
				308			
			←	für Bremsscheibendurchmesser [mm]:	2	11.8116-0356.1	390586 ATE
				284			
1.3 CDTI (08)	70	09/14→		11/14→;	2	11.8116-0264.1	390594 ATE
1.4 (08)	55	09/14→		für Bremsscheibendurchmesser [mm]:			
1.4 (08)	66	09/14→		257			
				11/14→;	2	11.8116-0292.1	390521 ATE
				für Bremsscheibendurchmesser [mm]:			
				308			
			←	11/14→;	2	11.8116-0356.1	390586 ATE
				für Bremsscheibendurchmesser [mm]:			
				284			
<b>Führungshülzensatz, Bremsattel</b>							
1.2 (08)	51	01/15→	←	für Bremsscheibendurchmesser [mm]:		11.0101-5407.2	260011 ATE
1.3 CDTI (08)	55	01/15→		308			
1.3 CDTI (08)	70	09/14→	←	11/14→;		11.0101-5407.2	260011 ATE
1.4 (08)	55	09/14→		für Bremsscheibendurchmesser [mm]:			
1.4 (08)	66	09/14→		308			
<b>Führungsbolzen, Bremsattel</b>							
1.2 (08)	51	01/15→		für Bremsscheibendurchmesser [mm]:		11.8171-0008.1	990049 ATE
1.3 CDTI (08)	55	01/15→		308			
↓							

	kW				! #		
<b>OPEL - CORSA E Van (X15) 09/14→</b>							
<b>Führungsbolzen, Bremsattel</b>							
1.3 CDTI (08)	70	09/14→		11/14→;		11.8171-0008.1	990049 ATE
1.4 (08)	55	09/14→		für Bremsscheibendurchmesser [mm]:			
1.4 (08)	66	09/14→		308			
<b>Dichtungssatz, Bremsattel</b>							
1.2 (08)	51	01/15→	←	für Bremsscheibendurchmesser [mm]:		11.0441-5704.2	250034 ATE
1.3 CDTI (08)	55	01/15→		308			
1.3 CDTI (08)	70	09/14→	←	11/14→;		11.0441-5704.2	250034 ATE
1.4 (08)	55	09/14→		für Bremsscheibendurchmesser [mm]:			
1.4 (08)	66	09/14→		308			
<b>Bremsschlauch</b>							
1.2 (08)	51	01/15→	→	am Bremsattel; Scheibenbremse	2	24.5112-0142.3	331016 L= 142
1.3 CDTI (08)	55	01/15→					
1.3 CDTI (08)	70	09/14→	→	am Bremsattel; 11/14→;	2	24.5112-0142.3	331016 L= 142
1.4 (08)	55	09/14→		Scheibenbremse			
1.4 (08)	66	09/14→					
<b>OPEL - FRONTERA A (U92) 03/92→10/98</b>							
<b>Bremssattel</b>							
2.2 i (54MWWL4)	100	03/95→10/98	←	☐; SV720103→		24.3601-1717.5	240391 AKE Ø 60 - Halter
2.3 TD (5JMWWL4)	74	03/92→10/98	←	☐; SV720103→		24.3601-1718.5	240392 AKE Ø 60 - Halter
2.4 i (53MWWL4)	92	03/92→10/98	←	☐; SV720103→		24.3601-1718.5	240392 AKE Ø 60 - Halter
2.5 TDS	85	09/96→10/98	→	☐; SV720103→		24.3411-1701.5	240361 AKE Ø 41 - Halter
2.8 TD (5BMWWL4)	83	03/95→10/98	→	☐; SV720103→		24.3411-1702.5	240362 AKE Ø 41 - Halter
<b>OPEL - FRONTERA A Sport (U92) 03/92→10/98</b>							
<b>Bremssattel</b>							
2.0 i (52SUD2, 55SUD2)	85	03/92→10/98	←	☐; SV720103→		24.3601-1717.5	240391 AKE Ø 60 - Halter
2.5 TDS	85	09/96→10/98	←	☐; SV720103→		24.3601-1718.5	240392 AKE Ø 60 - Halter
2.8 TD (5BSUD2)	83	03/95→08/96	→	☐; SV720103→		24.3411-1701.5	240361 AKE Ø 41 - Halter
			→	☐; SV720103→		24.3411-1702.5	240362 AKE Ø 41 - Halter
<b>OPEL - FRONTERA B (U99) 10/98→09/02</b>							
<b>Bremssattel</b>							
2.2 DTI (6B_66, 6B_76)	88	09/02→	←	☐; → 02/04		24.3601-1717.5	240391 AKE Ø 60 - Halter
2.2 i (6B_ZC, 6B_VF, 6B_66, 6B_76)	100	10/98→	←	☐; → 02/04		24.3601-1718.5	240392 AKE Ø 60 - Halter
3.2 i (6B1VF, 6B1_6)	151	10/98→	→	☐; → 02/04		24.3411-1701.5	240361 AKE Ø 41 - Halter
			→	☐; → 02/04		24.3411-1702.5	240362 AKE Ø 41 - Halter
2.2 DTI (6B_ZC, 6B_VF, 6B_66, 6B_76)	85	10/98→09/02	←	☐		24.3601-1717.5	240391 AKE Ø 60 - Halter
			←	☐		24.3601-1718.5	240392 AKE Ø 60 - Halter
			→	☐		24.3411-1701.5	240361 AKE Ø 41 - Halter
			→	☐		24.3411-1702.5	240362 AKE Ø 41 - Halter
<b>Bremsschlauch</b>							
2.2 DTI (6B_66, 6B_76)	88	09/02→	←	→ 02/04	2	24.5277-0420.3	330944 L= 420
2.2 i (6B_ZC, 6B_VF, 6B_66, 6B_76)	100	10/98→	→	→ 02/04	1	24.5278-0335.3	330945 L= 335
3.2 i (6B1VF, 6B1_6)	151	10/98→	→	→ 02/04	2	24.5290-0180.3	331028 L= 180
2.2 DTI (6B_ZC, 6B_VF, 6B_66, 6B_76)	85	10/98→09/02	←		2	24.5277-0420.3	330944 L= 420
			→		1	24.5278-0335.3	330945 L= 335
			→		2	24.5290-0180.3	331028 L= 180
<b>OPEL - GRANDLAND X (A18) 06/17→</b>							
<b>Führungsbolzen, Bremsattel</b>							
1.2 (75)	60	10/17→	←			11.8171-0008.1	990049 ATE
1.2 (75)	96	06/17→					
1.2 LPG (75)	55	10/17→					
1.5 Turbo D (75)	96	04/18→					
1.6 (75)	115	10/17→					
1.6 Turbo D (75)	73	10/17→					
1.6 Turbo D (75)	88	06/17→					
2.0 D (75)	130	11/17→					
<b>Dichtungssatz, Bremsattel</b>							
1.2 (75)	60	10/17→	←			11.0441-6008.2	250038 ATE für Kolben-Ø [mm]: 60
↓							

	kw			 	! #		
<b>OPEL - GRANDLAND X (A18) 06/17→</b>							
<b>Dichtungssatz, Bremsattel</b>							
1.2 (75)	96	06/17→	←			11.0441-6008.2	250038 ATE für Kolben-Ø [mm]: 60
1.2 LPG (75)	55	10/17→					
1.5 Turbo D (75)	96	04/18→					
1.6 (75)	115	10/17→					
1.6 Turbo D (75)	73	10/17→					
1.6 Turbo D (75)	88	06/17→					
2.0 D (75)	130	11/17→					
<b>OPEL - GT Cabriolet (M07) 06/07→12/11</b>							
<b>Feder, Bremsattel</b>							
2.0 (G67)	194	06/07→12/11	→	→ 07/09	2	11.8116-0340.1	390595 ATE
<b>OPEL - INSIGNIA A (G09) 07/08→03/17</b>							
<b>Bremsschlauch</b>							
1.4 (68)	103	04/11→03/17	←	06/11→; + 17+" Rad	2	24.5176-0464.3	331511 L= 464
			←	06/11→; passend für Felgenreöße [Zoll]: 16 / 17	2	24.5176-0494.3	331447 L= 494
			→	06/11→	2	24.5176-0384.3	331373 L= 384
1.4 LPG (68)	103	07/12→03/17	←	+ 17+" Rad	2	24.5176-0464.3	331511 L= 464
1.6 (68)	85	07/08→03/17	←				
1.6 CDTi (68)	88	07/15→03/17	←	passend für Felgenreöße [Zoll]: 16 / 17	2	24.5176-0494.3	331447 L= 494
1.6 CDTi (68)	100	07/15→03/17	→		2	24.5176-0384.3	331373 L= 384
1.6 SIDI (68)	125	03/13→03/17					
1.8 (68)	103	07/08→03/17					
2.0 Biturbo CDTi (68)	140	07/08→12/11					
2.0 Biturbo CDTi (68)	143	01/12→03/17					
2.0 Biturbo CDTi 4x4 (68)	140	05/09→12/11					
2.0 Biturbo CDTi 4x4 (68)	143	01/12→03/17					
2.0 CDTi (68)	81	07/08→03/17					
2.0 CDTi (68)	96	07/08→03/17					
2.0 CDTi (68)	103	06/13→03/17					
2.0 CDTi (68)	118	07/08→03/17					
2.0 CDTi (68)	120	07/13→03/17					
2.0 CDTi (68)	125	11/14→03/17					
2.0 CDTi 4x4 (68)	118	06/10→03/17					
2.0 CDTi 4x4 (68)	120	07/13→03/17					
2.0 CDTi 4x4 (68)	125	11/14→03/17					
2.0 E85 Turbo (68)	162	10/10→03/17					
2.0 Turbo (68)	162	07/08→03/17					
2.0 Turbo (68)	184	04/14→03/17					
2.0 Turbo 4x4 (68)	162	07/08→03/17					
2.0 Turbo 4x4 (68)	184	07/11→03/17					
2.8 V6 Turbo 4x4 (68)	191	07/08→03/17					
1.6 Turbo (68)	132	07/08→03/17	←	10/08→; + 17+" Rad	2	24.5176-0464.3	331511 L= 464
			←	10/08→; passend für Felgenreöße [Zoll]: 16 / 17	2	24.5176-0494.3	331447 L= 494
			→	10/08→	2	24.5176-0384.3	331373 L= 384
2.0 CDTi (68)	88	03/12→03/17	←	03/13→; + 17+" Rad	2	24.5176-0464.3	331511 L= 464
			←	03/13→; passend für Felgenreöße [Zoll]: 16 / 17	2	24.5176-0494.3	331447 L= 494
			→	03/13→	2	24.5176-0384.3	331373 L= 384
2.8 V6 Turbo OPC 4x4 (68)	239	07/09→03/17	→		2	24.5176-0384.3	331373 L= 384
<b>OPEL - INSIGNIA A Country Tourer (G09) 07/08→03/17</b>							
<b>Bremsschlauch</b>							
2.0 CDTi 4x4 (47)	120	09/13→03/17	←	→ D1999999; + 17+" Rad	2	24.5176-0464.3	331511 L= 464
2.0 Turbo 4x4 (47)	184	09/13→03/17	←	E1000001→; passend für Felgenreöße [Zoll]: 16 / 17	2	24.5176-0494.3	331447 L= 494
			←	→ D1999999; passend für Felgenreöße [Zoll]: 16 / 17	2	24.5176-0494.3	331447 L= 494
			→		2	24.5176-0384.3	331373 L= 384
<b>OPEL - INSIGNIA A Stufenheck (G09) 07/08→03/17</b>							
<b>Bremsschlauch</b>							
1.4 (69)	103	04/11→03/17	←	06/11→; + 17+" Rad	2	24.5176-0464.3	331511 L= 464
			←	06/11→; passend für Felgenreöße [Zoll]: 16 / 17	2	24.5176-0494.3	331447 L= 494
			→	06/11→	2	24.5176-0384.3	331373 L= 384
↓							



### OPEL - INSIGNIA A Stufenheck (G09) 07/08→03/17

#### Bremsschlauch

1.4 LPG (69)	103	07/12→03/17	←	+ 17+" Rad	2	24.5176-0464.3	331511	L= 464
1.6 (69)	85	07/08→03/17	←	passend für Felgengröße [Zoll]: 16 / 17	2	24.5176-0494.3	331447	L= 494
1.6 CDTi (69)	88	07/15→03/17	←					
1.6 CDTi (69)	100	07/15→03/17	→		2	24.5176-0384.3	331373	L= 384
1.6 SIDI (69)	125	03/13→03/17	→					
1.6 Turbo (69)	132	07/08→03/17	→					
1.8 (69)	103	07/08→03/17	→					
2.0 Biturbo CDTi (69)	140	07/08→12/11	→					
2.0 Biturbo CDTi (69)	143	01/12→03/17	→					
2.0 Biturbo CDTi 4x4 (69)	140	07/08→12/11	→					
2.0 Biturbo CDTi 4x4 (69)	143	01/12→03/17	→					
2.0 CDTi (69)	81	07/08→03/17	→					
2.0 CDTi (69)	96	07/08→03/17	→					
2.0 CDTi (69)	103	06/13→03/17	→					
2.0 CDTi (69)	118	07/08→03/17	→					
2.0 CDTi (69)	120	07/13→03/17	→					
2.0 CDTi (69)	125	11/14→03/17	→					
2.0 CDTi 4x4 (69)	118	06/10→03/17	→					
2.0 CDTi 4x4 (69)	120	07/13→03/17	→					
2.0 CDTi 4x4 (69)	125	11/14→03/17	→					
2.0 Turbo (69)	162	07/08→03/17	→					
2.0 Turbo (69)	184	04/14→03/17	→					
2.0 Turbo 4x4 (69)	162	07/08→03/17	→					
2.0 Turbo 4x4 (69)	184	07/11→03/17	→					
2.0 Turbo E85 (69)	162	07/08→03/17	→					
2.8 V6 Turbo 4x4 (69)	191	07/08→03/17	→					
2.0 CDTi (69)	88	03/12→03/17	←	03/13→; + 17+" Rad	2	24.5176-0464.3	331511	L= 464
			←	03/13→; passend für Felgengröße [Zoll]: 16 / 17	2	24.5176-0494.3	331447	L= 494
			→	03/13→	2	24.5176-0384.3	331373	L= 384
2.8 V6 Turbo OPC 4x4 (69)	239	07/09→03/17	→		2	24.5176-0384.3	331373	L= 384

### OPEL - INSIGNIA Caravan 07/08→03/17








#### Bremsschlauch








1.4 (35)	103	09/11→06/13	←	+ 17+" Rad	2	24.5176-0464.3	331511	L= 464
1.4 LPG (35)	103	07/12→06/13	←	passend für Felgengröße [Zoll]: 16 / 17	2	24.5176-0494.3	331447	L= 494
1.6 (35)	85	07/08→06/12	←					
1.6 CDTi (35)	88	07/15→01/17	→		2	24.5176-0384.3	331373	L= 384
1.6 CDTi (35)	100	07/15→12/16	→					
1.6 SIDI (35)	125	03/13→11/14	→					
1.6 Turbo (35)	132	01/09→06/13	→					
1.8 (35)	103	07/08→06/13	→					
2.0 Biturbo CDTi (35)	140	07/08→03/17	→					
2.0 Biturbo CDTi (35)	143	01/12→06/15	→					
2.0 Biturbo CDTi 4x4 (35)	140	07/08→03/17	→					
2.0 Biturbo CDTi 4x4 (35)	143	01/12→06/15	→					
2.0 CDTi (35)	81	07/08→06/13	→					
2.0 CDTi (35)	96	07/08→06/15	→					
2.0 CDTi (35)	103	07/13→06/15	→					
2.0 CDTi (35)	118	07/08→06/15	→					
2.0 CDTi (35)	120	07/13→06/15	→					
2.0 CDTi (35)	125	11/14→12/16	→					
2.0 CDTi 4x4 (35)	118	06/10→06/15	→					
2.0 CDTi 4x4 (35)	120	07/13→06/15	→					
2.0 CDTi 4x4 (35)	125	11/14→12/16	→					
2.0 E85 Turbo (35)	162	09/10→11/11	→					
2.0 Turbo (35)	162	07/08→06/13	→					
2.0 Turbo (35)	184	04/14→11/14	→					
2.0 Turbo 4x4 (35)	162	07/08→06/11	→					
2.0 Turbo 4x4 (35)	184	09/11→06/13	→					
2.0 CDTi (35)	88	03/12→06/15	←	03/13→; + 17+" Rad	2	24.5176-0464.3	331511	L= 464
			←	03/13→; passend für Felgengröße [Zoll]: 16 / 17	2	24.5176-0494.3	331447	L= 494
			→	03/13→	2	24.5176-0384.3	331373	L= 384
2.8 V6 Turbo 4x4 (35)	191	10/08→06/13	→		2	24.5176-0384.3	331373	L= 384
2.8 V6 Turbo OPC 4x4 (35)	239	07/09→06/15	→		2	24.5176-0384.3	331373	L= 384








### OPEL - MERIVA A Großraumlimousine (X03) 05/03→05/10













#### Bremssattel











1.3 CDTi (E75)	51	04/05→05/10	←			24.3571-9823.5	240499	ATE Ø 57 - Halter
1.3 CDTi (E75)	55	09/03→05/10	←			24.3571-9824.5	240500	ATE Ø 57 - Halter
1.6 (E75)	77	01/06→05/10	←					
↓								

	kw			 	! #		
<b>OPEL - MERIVA A Großraumlimousine (X03) 05/03→05/10</b>							
<b>Bremssattel</b>							
1.7 CDTI (E75)	92	09/06→05/10	→	☐		24.3387-1701.5 240826	TRW Ø 38 - Halter
			→	☐		24.3387-1702.5 240827	TRW Ø 38 - Halter
1.4 16V Twinport (E75)	66	07/04→05/10	←	☐; Felge Lochzahl: 4		24.3541-1795.5 240788	TRW Ø 54 - Halter
1.4 16V Twinport LPG (E75)	66	07/04→05/10	←	☐; Felge Lochzahl: 4		24.3541-1796.5 240789	TRW Ø 54 - Halter
			←	☐; Felge Lochzahl: 5		24.3571-9823.5 240499	ATE Ø 57 - Halter
			←	☐; Felge Lochzahl: 5		24.3571-9824.5 240500	ATE Ø 57 - Halter
			→	☐; Felge Lochzahl: 4		24.3367-1707.5 240898	TRW Ø 36 - Halter
			→	☐; Felge Lochzahl: 4		24.3367-1708.5 240899	TRW Ø 36 - Halter
			→	☐; Felge Lochzahl: 5		24.3387-1701.5 240826	TRW Ø 38 - Halter
			→	☐; Felge Lochzahl: 5		24.3387-1702.5 240827	TRW Ø 38 - Halter
1.6 (E75)	64	05/03→05/10	←	☐		24.3541-1795.5 240788	TRW Ø 54 - Halter
			←	☐		24.3541-1796.5 240789	TRW Ø 54 - Halter
			→	☐; 44000001→		24.3367-1707.5 240898	TRW Ø 36 - Halter
			→	☐; 44000001→		24.3367-1708.5 240899	TRW Ø 36 - Halter
			→	☐; → 34999999		24.3367-1713.5 240900	TRW Ø 36 - Halter
			→	☐; → 34999999		24.3367-1714.5 240901	TRW Ø 36 - Halter
1.6 16V (E75)	74	05/03→01/06	←	☐		24.3571-9823.5 240499	ATE Ø 57 - Halter
1.7 CDTI (E75)	74	09/03→05/10	←	☐		24.3571-9824.5 240500	ATE Ø 57 - Halter
1.7 DTI (E75)	55	09/03→05/10	←	☐		24.3571-9824.5 240500	ATE Ø 57 - Halter
1.8 (E75)	92	05/03→05/10	→	☐; → 34999999		24.3384-1753.5 240824	TRW Ø 38 - Halter
			→	☐; → 34999999		24.3384-1754.5 240825	TRW Ø 38 - Halter
			→	☐; 44000001→		24.3387-1701.5 240826	TRW Ø 38 - Halter
			→	☐; 44000001→		24.3387-1702.5 240827	TRW Ø 38 - Halter
1.6 Turbo (E75)	132	09/05→05/10	←	☐		24.3571-9823.5 240499	ATE Ø 57 - Halter
			←	☐		24.3571-9824.5 240500	ATE Ø 57 - Halter
<b>Feder, Bremssattel</b>							
1.3 CDTI (E75)	51	04/05→05/10	←		2	11.8116-0292.1 390521	ATE
1.3 CDTI (E75)	55	09/03→05/10					
1.6 (E75)	77	01/06→05/10					
1.6 16V (E75)	74	05/03→01/06					
1.6 Turbo (E75)	132	09/05→05/10					
1.7 CDTI (E75)	74	09/03→05/10					
1.7 CDTI (E75)	92	09/06→05/10					
1.7 DTI (E75)	55	09/03→05/10					
1.8 (E75)	92	05/03→05/10					
1.4 16V Twinport (E75)	66	07/04→05/10	←	Felge Lochzahl: 5	2	11.8116-0292.1 390521	ATE
1.4 16V Twinport LPG (E75)	66	07/04→05/10					
<b>Führungshülzensatz, Bremssattel</b>							
1.3 CDTI (E75)	51	04/05→05/10	←			11.0101-5407.2 260011	ATE
1.3 CDTI (E75)	55	09/03→05/10					
1.6 (E75)	77	01/06→05/10					
1.6 16V (E75)	74	05/03→01/06					
1.7 CDTI (E75)	74	09/03→05/10					
1.7 CDTI (E75)	92	09/06→05/10					
1.7 DTI (E75)	55	09/03→05/10					
1.8 (E75)	92	05/03→05/10					
1.4 16V Twinport (E75)	66	07/04→05/10	←	Felge Lochzahl: 5		11.0101-5407.2 260011	ATE
1.4 16V Twinport LPG (E75)	66	07/04→05/10					
<b>Führungsbolzen, Bremssattel</b>							
1.3 CDTI (E75)	51	04/05→05/10				11.8171-0008.1 990049	ATE
1.3 CDTI (E75)	55	09/03→05/10					
1.6 (E75)	77	01/06→05/10					
1.6 16V (E75)	74	05/03→01/06					
1.7 CDTI (E75)	74	09/03→05/10					
1.7 CDTI (E75)	92	09/06→05/10					
1.7 DTI (E75)	55	09/03→05/10					
1.8 (E75)	92	05/03→05/10					
1.4 16V Twinport (E75)	66	07/04→05/10		Felge Lochzahl: 5		11.8171-0008.1 990049	ATE
1.4 16V Twinport LPG (E75)	66	07/04→05/10					
<b>Dichtungssatz, Bremssattel</b>							
1.3 CDTI (E75)	51	04/05→05/10	←			11.0441-5704.2 250034	ATE
1.3 CDTI (E75)	55	09/03→05/10					
↓							












	kw			 	! #		
<b>OPEL - MERIVA A Großraumlimousine (X03) 05/03→05/10</b>							
<b>Dichtungssatz, Bremssattel</b>							
1.6 (E75)	77	01/06→05/10	←			11.0441-5704.2 250034	ATE
1.6 16V (E75)	74	05/03→01/06					
1.7 CDTi (E75)	74	09/03→05/10					
1.7 CDTi (E75)	92	09/06→05/10					
1.7 DTi (E75)	55	09/03→05/10					
1.8 (E75)	92	05/03→05/10					
1.4 16V Twinport (E75)	66	07/04→05/10	←	Felge Lochzahl: 5		11.0441-5704.2 250034	ATE
1.4 16V Twinport LPG (E75)	66	07/04→05/10					
<b>Bremsschlauch</b>							
1.3 CDTi (E75)	51	04/05→05/10	←		2	24.5256-0318.3 331426	L= 329
1.3 CDTi (E75)	55	09/03→05/10	→	☐		24.5157-0218.3 331095	L= 219 L2= 185 mit Rohrleitung
1.4 16V Twinport (E75)	66	07/04→05/10	→	☐		24.5157-0219.3 331096	L= 219 L2= 185 mit Rohrleitung
1.4 16V Twinport LPG (E75)	66	07/04→05/10	→	☐			
1.6 (E75)	64	05/03→05/10					
1.6 (E75)	77	01/06→05/10					
1.6 16V (E75)	74	05/03→01/06					
1.7 CDTi (E75)	74	09/03→05/10					
1.7 CDTi (E75)	92	09/06→05/10					
1.7 DTi (E75)	55	09/03→05/10					
1.8 (E75)	92	05/03→05/10					
1.6 Turbo (E75)	132	09/05→05/10	→	☐		24.5157-0218.3 331095	L= 219 L2= 185 mit Rohrleitung
			→	☐		24.5157-0219.3 331096	L= 219 L2= 185 mit Rohrleitung
<b>OPEL - MERIVA B Großraumlimousine (S10) 06/10→03/17</b>							
<b>Bremssattel</b>							
1.3 CDTi (75)	55	06/10→10/13	←	☐		24.3571-9823.5 240499	ATE Ø 57 - Halter
1.3 CDTi (75)	70	06/10→11/14	←	☐		24.3571-9824.5 240500	ATE Ø 57 - Halter
1.4 (75)	74	06/10→03/17	←	☐		24.3384-1775.5 240711	TRW Ø 38 - Halter
1.4 (75)	88	06/10→03/17	→	☐		24.3384-1776.5 240712	TRW Ø 38 - Halter
1.4 (75)	103	06/10→03/17	→	☐			
1.4 LPG (75)	88	06/11→03/17	→	☐			
1.6 CDTi (75)	100	08/13→01/17					
1.6 CDTi (75)	81	03/14→03/17					
1.7 CDTi (75)	74	06/10→01/17					
1.7 CDTi (75)	81	06/10→06/15					
1.7 CDTi (75)	96	06/10→10/13					
1.6 CDTi (75)	70	01/14→01/17	←	☐; 03/14→		24.3571-9823.5 240499	ATE Ø 57 - Halter
			←	☐; 03/14→		24.3571-9824.5 240500	ATE Ø 57 - Halter
			→	☐; 03/14→		24.3384-1775.5 240711	TRW Ø 38 - Halter
			→	☐; 03/14→		24.3384-1776.5 240712	TRW Ø 38 - Halter
<b>Halter, Bremssattel</b>							
1.4 (75)	103	06/10→03/17	←			11.8170-0758.1 260120	ATE
1.6 CDTi (75)	100	08/13→01/17					
1.6 CDTi (75)	81	03/14→03/17					
1.7 CDTi (75)	74	06/10→01/17					
1.7 CDTi (75)	81	06/10→06/15					
1.7 CDTi (75)	96	06/10→10/13					
1.6 CDTi (75)	70	01/14→01/17	←	03/14→		11.8170-0758.1 260120	ATE
<b>Feder, Bremssattel</b>							
1.3 CDTi (75)	55	06/10→10/13			2	11.8116-0292.1 390521	ATE
1.3 CDTi (75)	70	06/10→11/14					
1.4 (75)	74	06/10→03/17					
1.4 (75)	88	06/10→03/17					
1.4 (75)	103	06/10→03/17					
1.4 LPG (75)	88	06/11→03/17					
1.6 CDTi (75)	100	08/13→01/17					
1.6 CDTi (75)	81	03/14→03/17					
1.7 CDTi (75)	74	06/10→01/17					
1.7 CDTi (75)	81	06/10→06/15					
1.7 CDTi (75)	96	06/10→10/13					
1.6 CDTi (75)	70	01/14→01/17		03/14→	2	11.8116-0292.1 390521	ATE
<b>Führungshülzensatz, Bremssattel</b>							
1.3 CDTi (75)	55	06/10→10/13	←			11.0101-5407.2 260011	ATE
1.3 CDTi (75)	70	06/10→11/14					
1.4 (75)	74	06/10→03/17					
1.4 (75)	88	06/10→03/17					
1.4 (75)	103	06/10→03/17					
1.4 LPG (75)	88	06/11→03/17					
1.6 CDTi (75)	100	08/13→01/17					
1.6 CDTi (75)	81	03/14→03/17					












	kW					! #			
<b>OPEL - MERIVA B Großraumlimousine (S10) 06/10→03/17</b>									
<b>Führungshülzensatz, Bremsattel</b>									
1.7 CDTi (75)	74	06/10→01/17	←				11.0101-5407.2	260011	ATE
1.7 CDTi (75)	81	06/10→06/15							
1.7 CDTi (75)	96	06/10→10/13							
1.6 CDTi (75)	70	01/14→01/17	←	03/14→			11.0101-5407.2	260011	ATE
<b>Führungsbolzen, Bremsattel</b>									
1.3 CDTi (75)	55	06/10→10/13					11.8171-0008.1	990049	ATE
1.3 CDTi (75)	70	06/10→11/14							
1.4 (75)	74	06/10→03/17							
1.4 (75)	88	06/10→03/17							
1.4 (75)	103	06/10→03/17							
1.4 LPG (75)	88	06/11→03/17							
1.6 CDTi (75)	100	08/13→01/17							
1.6 CDTi (75)	81	03/14→03/17							
1.7 CDTi (75)	74	06/10→01/17							
1.7 CDTi (75)	81	06/10→06/15							
1.7 CDTi (75)	96	06/10→10/13							
1.6 CDTi (75)	70	01/14→01/17		03/14→			11.8171-0008.1	990049	ATE
<b>Dichtungssatz, Bremsattel</b>									
1.3 CDTi (75)	55	06/10→10/13	←				11.0441-5704.2	250034	ATE
1.3 CDTi (75)	70	06/10→11/14							
1.4 (75)	74	06/10→03/17							
1.4 (75)	88	06/10→03/17							
1.4 (75)	103	06/10→03/17							
1.4 LPG (75)	88	06/11→03/17							
1.6 CDTi (75)	100	08/13→01/17							
1.6 CDTi (75)	81	03/14→03/17							
1.7 CDTi (75)	74	06/10→01/17							
1.7 CDTi (75)	81	06/10→06/15							
1.7 CDTi (75)	96	06/10→10/13							
1.6 CDTi (75)	70	01/14→01/17	←	03/14→			11.0441-5704.2	250034	ATE
<b>Bremsschlauch</b>									
1.3 CDTi (75)	55	06/10→10/13	←		2	24.5241-0429.3	331381	L= 429	
1.3 CDTi (75)	70	06/10→11/14							
1.4 (75)	74	06/10→03/17	→	☐		24.5157-0218.3	331095	L= 219 L2= 185 mit Rohrleitung	
1.4 (75)	88	06/10→03/17	→	☐		24.5157-0219.3	331096	L= 219 L2= 185 mit Rohrleitung	
1.4 (75)	103	06/10→03/17							
1.4 LPG (75)	88	06/11→03/17							
1.6 CDTi (75)	100	08/13→01/17							
1.6 CDTi (75)	81	03/14→03/17							
1.7 CDTi (75)	74	06/10→01/17							
1.7 CDTi (75)	81	06/10→06/15							
1.7 CDTi (75)	96	06/10→10/13							
1.6 CDTi (75)	70	01/14→01/17	←	03/14→	2	24.5241-0429.3	331381	L= 429	
			→	☐; 03/14→		24.5157-0218.3	331095	L= 219 L2= 185 mit Rohrleitung	
			→	☐; 03/14→		24.5157-0219.3	331096	L= 219 L2= 185 mit Rohrleitung	
<b>OPEL - MOKKA / MOKKA X (J13) 06/12→</b>									
<b>Bremssattel</b>									
1.4 (_76)	103	04/13→	←	☐		11.9601-2601.2	220913	ATE Ø 60 - Halter	
1.4 4x4 (_76)	103	06/12→							
1.4 4x4 (_76)	112	06/16→	←	☐		11.9601-2602.2	220914	ATE Ø 60 - Halter	
1.4 LPG (_76)	103	04/13→	→	☐		11.9382-7003.2	220891	ATE Ø 38 - Halter	
1.6 (_76)	85	06/12→							
1.6 CDTi (_76)	81	06/15→	→	☐		11.9382-7004.2	220892	ATE Ø 38 - Halter	
1.6 CDTi (_76)	100	01/15→							
1.6 CDTi 4x4 (_76)	100	01/15→							
1.7 CDTi (_76)	96	06/12→							
1.7 CDTi 4x4 (_76)	96	06/12→							
1.8 (_76)	103	01/13→							
1.8 4x4 (_76)	103	01/13→							
<b>Halter, Bremsattel</b>									
1.4 (_76)	103	04/13→	→			11.8170-1105.1	260112	ATE	
1.4 4x4 (_76)	103	06/12→							
1.4 4x4 (_76)	112	06/16→							
1.4 LPG (_76)	103	04/13→							
1.6 (_76)	85	06/12→							
1.6 CDTi (_76)	81	06/15→							
1.6 CDTi (_76)	100	01/15→							
1.6 CDTi 4x4 (_76)	100	01/15→							
1.7 CDTi (_76)	96	06/12→							
1.7 CDTi 4x4 (_76)	96	06/12→							
1.8 (_76)	103	01/13→							
1.8 4x4 (_76)	103	01/13→							











































































	kw			 	! #		
<b>OPEL - MOKKA / MOKKA X (J13) 06/12→</b>							
<b>Zubehörsatz, Bremssattel</b>							
1.4 (_76)	103	04/13→				11.0103-0001.2 250156	ATE
1.4 4x4 (_76)	103	06/12→					
1.4 4x4 (_76)	112	06/16→		08.2012→		11.0103-0002.2 250157	ATE
1.4 LPG (_76)	103	04/13→					
1.6 (_76)	85	06/12→					
1.6 CDTI (_76)	81	06/15→					
1.6 CDTI (_76)	100	01/15→					
1.6 CDTI 4x4 (_76)	100	01/15→					
1.7 CDTI (_76)	96	06/12→					
1.7 CDTI 4x4 (_76)	96	06/12→					
1.8 (_76)	103	01/13→					
1.8 4x4 (_76)	103	01/13→					
<b>OPEL - MONTEREY A (M92) 09/91→07/98</b>							
<b> Bremssattel</b>							
3.1 TD (UBS69D, UBS69G)	84	09/91→07/98	←	<input type="checkbox"/>		24.3601-1717.5 240391	AKE Ø 60 - Halter
3.2 (UBS25D, UBS25G)	130	06/92→07/98	←	<input type="checkbox"/>		24.3601-1718.5 240392	AKE Ø 60 - Halter
			→	<input type="checkbox"/>		24.3411-1701.5 240361	AKE Ø 41 - Halter
			→	<input type="checkbox"/>		24.3411-1702.5 240362	AKE Ø 41 - Halter
<b>OPEL - MONTEREY B (M98) 07/98→08/99</b>							
<b> Bremssattel</b>							
3.0 DTI (UBS73D, UBS73G)	117	07/98→08/99	←	<input type="checkbox"/>		24.3601-1717.5 240391	AKE Ø 60 - Halter
3.5 V6 24V (UBS26D, UBS26G)	158	07/98→08/99	←	<input type="checkbox"/>		24.3601-1718.5 240392	AKE Ø 60 - Halter
			→	<input type="checkbox"/>		24.3411-1701.5 240361	AKE Ø 41 - Halter
			→	<input type="checkbox"/>		24.3411-1702.5 240362	AKE Ø 41 - Halter
<b>OPEL - MOVANO B Bus (X62) 12/10→</b>							
<b> Bremsschlauch</b>							
2.3 CDTI FWD (JV)	74	12/10→	←		2	24.5103-0375.3 331556	L= 375
2.3 CDTI FWD (JV)	81	05/14→					
2.3 CDTI FWD (JV)	92	12/10→	→		2	24.5111-0595.3 331495	L= 595
2.3 CDTI FWD (JV)	100	05/14→					
2.3 CDTI FWD (JV)	107	12/10→					
2.3 CDTI FWD (JV)	110	01/13→					
2.3 CDTI FWD (JV)	120	05/14→					
2.3 CDTI FWD (JV)	125	07/15→					
<b>OPEL - MOVANO B Kasten (X62) 05/10→</b>							
<b> Bremsschlauch</b>							
2.3 CDTI FWD (FV)	74	05/10→	←		2	24.5103-0375.3 331556	L= 375
2.3 CDTI FWD (FV)	92	05/10→					
2.3 CDTI FWD (FV)	96	11/16→	→		2	24.5111-0595.3 331495	L= 595
2.3 CDTI FWD (FV)	100	05/14→					
2.3 CDTI FWD (FV)	107	05/10→					
2.3 CDTI FWD (FV)	110	01/13→					
2.3 CDTI FWD (FV)	120	05/14→					
2.3 CDTI FWD (FV)	125	11/16→					
2.3 CDTI FWD (FV)	81	02/12→	←	05/14→	2	24.5103-0375.3 331556	L= 375
			→	05/14→	2	24.5111-0595.3 331495	L= 595
2.3 CDTI RWD (FV)	74	05/10→	←		2	24.5103-0375.3 331556	L= 375
2.3 CDTI RWD (FV)	92	05/10→					
2.3 CDTI RWD (FV)	96	11/16→					
2.3 CDTI RWD (FV)	100	05/14→					
2.3 CDTI RWD (FV)	107	05/10→					
2.3 CDTI RWD (FV)	110	01/13→					
2.3 CDTI RWD (FV)	120	05/14→					
<b>OPEL - MOVANO B Pritsche/Fahrgestell (X62) 05/10→</b>							
<b> Bremsschlauch</b>							
2.3 CDTI FWD (EV, HV, UV)	74	05/10→	←		2	24.5103-0375.3 331556	L= 375
2.3 CDTI FWD (EV, HV, UV)	81	05/14→	→		2	24.5111-0595.3 331495	L= 595
2.3 CDTI FWD (EV, HV, UV)	92	05/10→					
2.3 CDTI FWD (EV, HV, UV)	96	11/16→					
2.3 CDTI FWD (EV, HV, UV)	100	05/14→					
2.3 CDTI FWD (EV, HV, UV)	107	05/10→					
↓							








	kw			 	! #		
<b>OPEL - MOVANO B Pritsche/Fahrgestell (X62) 05/10→</b>							
 <b>Bremsschlauch</b>							
2.3 CDTI FWD (EV, HV, UV)	110	01/13→	←		2	24.5103-0375.3 331556	L= 375
2.3 CDTI FWD (EV, HV, UV)	120	05/14→	→		2	24.5111-0595.3 331495	L= 595
2.3 CDTI FWD (EV, HV, UV)	125	11/16→					
2.3 CDTI RWD (EV, HV, UV)	74	05/10→	←		2	24.5103-0375.3 331556	L= 375
2.3 CDTI RWD (EV, HV, UV)	92	05/10→					
2.3 CDTI RWD (EV, HV, UV)	96	11/16→					
2.3 CDTI RWD (EV, HV, UV)	100	05/14→					
2.3 CDTI RWD (EV, HV, UV)	107	05/10→					
2.3 CDTI RWD (EV, HV, UV)	110	01/13→					
2.3 CDTI RWD (EV, HV, UV)	120	05/14→					
<b>OPEL - MOVANO Combi (X70) 07/98→</b>							
 <b>Bremssattel</b>							
1.9 DTI (JD)	59	09/00→10/01	→	☐		24.3424-1701.5 240561	BOS Ø 42 - Halter
2.5 D (JD)	59	07/98→09/00					
2.8 DTI (JD)	84	07/98→10/01	→	☐		24.3424-1702.5 240562	BOS Ø 42 - Halter
1.9 DTI (JD)	60	10/01→	→	☐; → 01/10		24.3424-1701.5 240561	BOS Ø 42 - Halter
2.2 DTI (JD)	66	09/00→					
2.5 CDTI (JD)	74	09/07→	→	☐; → 01/10		24.3424-1702.5 240562	BOS Ø 42 - Halter
2.5 DTI (JD)	84	10/01→					
3.0 DTi (JD)	100	10/03→					
2.5 CDTI (JD)	73	10/03→12/06	→	☐; 09/06→		24.3424-1701.5 240561	BOS Ø 42 - Halter
			→	☐; 09/06→		24.3424-1702.5 240562	BOS Ø 42 - Halter
2.5 CDTI (JD)	88	08/06→	→	☐; 09/06→ 01/10		24.3424-1701.5 240561	BOS Ø 42 - Halter
2.5 CDTI (JD)	107	08/06→	→	☐; 09/06→ 01/10		24.3424-1702.5 240562	BOS Ø 42 - Halter
 <b>Bremsschlauch</b>							
1.9 DTI (JD)	59	09/00→10/01		☐; für Fahrzeuge mit Scheibenbremse an der Hinterachse	2	24.5134-0457.3 330752	L= 457
2.5 D (JD)	59	07/98→09/00					
2.8 DTI (JD)	84	07/98→10/01		☐; für Fahrzeuge mit Scheibenbremse an der Hinterachse	2	24.5134-0468.3 330704	L= 468
				☐; für Fahrzeuge mit Trommelbremse an der Hinterachse	2	24.5134-0518.3 330705	L= 518
				☐; für Fahrzeuge mit Trommelbremse an der Hinterachse	2	24.5134-0562.3 330706	L= 568
			→	am Bremssattel	2	24.5111-0326.3 330766	L= 326
1.9 DTI (JD)	60	10/01→		☐; → 08/03; für Fahrzeuge mit Scheibenbremse an der Hinterachse	2	24.5134-0457.3 330752	L= 457
2.2 DTI (JD)	66	09/00→					
2.5 DTI (JD)	84	10/01→		☐; → 08/03; für Fahrzeuge mit Scheibenbremse an der Hinterachse	2	24.5134-0468.3 330704	L= 468
				☐; → 08/03; für Fahrzeuge mit Trommelbremse an der Hinterachse	2	24.5134-0518.3 330705	L= 518
				☐; → 08/03; für Fahrzeuge mit Trommelbremse an der Hinterachse	2	24.5134-0562.3 330706	L= 568
			←	09/03→ 08/06	2	24.5111-0510.3 330819	L= 510
			→	am Bremssattel; → 08/03	2	24.5111-0326.3 330766	L= 326
			→	☐; 09/03→ 01/10		24.5251-0465.3 330822	L= 465
			→	☐; 09/03→ 01/10		24.5258-0450.3 330824	L= 450
2.5 CDTI (JD)	73	10/03→12/06	→	☐; 09/06→		24.5251-0465.3 330822	L= 465
			→	☐; 09/06→		24.5258-0450.3 330824	L= 450
2.5 CDTI (JD)	74	09/07→	→	☐; → 01/10		24.5251-0465.3 330822	L= 465
			→	☐; → 01/10		24.5258-0450.3 330824	L= 450
2.5 CDTI (JD)	88	08/06→	→	☐; 09/06→ 01/10		24.5251-0465.3 330822	L= 465
↓							












	kw					! #		
<b>OPEL - MOVANO Combi (X70) 07/98→</b>								
 <b>Bremsschlauch</b>								
2.5 CDTi (JD)	107	08/06→	➔	☐; 09/06→ 01/10			24.5258-0450.3 330824	L= 450
3.0 DTi (JD)	100	10/03→	➔	→ 08/06	2		24.5111-0510.3 330819	L= 510
			➔	☐; → 01/10			24.5251-0465.3 330822	L= 465
			➔	☐; → 01/10			24.5258-0450.3 330824	L= 450
<b>OPEL - MOVANO Kasten (X70) 01/99→</b>								
 <b>Bremssattel</b>								
1.9 DTi (FD)	59	09/00→10/01	➔	☐			24.3424-1701.5 240561	BOS Ø 42 - Halter
2.5 D (FD)	59	01/99→09/00						
2.8 DTi (FD)	84	01/99→10/01	➔	☐			24.3424-1702.5 240562	BOS Ø 42 - Halter
1.9 DTi (FD)	60	10/01→	➔	☐; → 01/10			24.3424-1701.5 240561	BOS Ø 42 - Halter
2.2 DTi (FD)	66	09/00→						
2.5 DTi (FD)	73	10/03→	➔	☐; → 01/10			24.3424-1702.5 240562	BOS Ø 42 - Halter
2.5 DTi (FD)	84	10/01→						
3.0 DTi (FD)	100	10/03→						
2.5 CDTi (FD)	74	10/03→	➔	☐; 09/06→ 01/10			24.3424-1701.5 240561	BOS Ø 42 - Halter
2.5 CDTi (FD)	88	10/03→						
2.5 CDTi (FD)	107	10/03→	➔	☐; 09/06→ 01/10			24.3424-1702.5 240562	BOS Ø 42 - Halter
 <b>Bremsschlauch</b>								
1.9 DTi (FD)	59	09/00→10/01		☐; für Fahrzeuge mit Scheibenbremse an der Hinterachse	2		24.5134-0457.3 330752	L= 457
2.5 D (FD)	59	01/99→09/00						
2.8 DTi (FD)	84	01/99→10/01		☐; für Fahrzeuge mit Scheibenbremse an der Hinterachse	2		24.5134-0468.3 330704	L= 468
				☐; für Fahrzeuge mit Trommelbremse an der Hinterachse	2		24.5134-0518.3 330705	L= 518
				☐; für Fahrzeuge mit Trommelbremse an der Hinterachse	2		24.5134-0562.3 330706	L= 568
			➔	am Bremssattel	2		24.5111-0326.3 330766	L= 326
1.9 DTi (FD)	60	10/01→		☐; → 08/03; für Fahrzeuge mit Scheibenbremse an der Hinterachse	2		24.5134-0457.3 330752	L= 457
2.2 DTi (FD)	66	09/00→						
2.5 DTi (FD)	84	10/01→		☐; → 08/03; für Fahrzeuge mit Scheibenbremse an der Hinterachse	2		24.5134-0468.3 330704	L= 468
				☐; → 08/03; für Fahrzeuge mit Trommelbremse an der Hinterachse	2		24.5134-0518.3 330705	L= 518
				☐; → 08/03; für Fahrzeuge mit Trommelbremse an der Hinterachse	2		24.5134-0562.3 330706	L= 568
			➔	09/03→ 08/06	2		24.5111-0510.3 330819	L= 510
			➔	am Bremssattel; → 08/03	2		24.5111-0326.3 330766	L= 326
			➔	☐; 09/03→ 01/10			24.5251-0465.3 330822	L= 465
			➔	☐; 09/03→ 01/10			24.5258-0450.3 330824	L= 450
2.5 CDTi (FD)	74	10/03→	➔	☐; 09/06→ 01/10			24.5251-0465.3 330822	L= 465
2.5 CDTi (FD)	88	10/03→						
2.5 CDTi (FD)	107	10/03→	➔	☐; 09/06→ 01/10			24.5258-0450.3 330824	L= 450
2.5 DTi (FD)	73	10/03→	➔	→ 08/06	2		24.5111-0510.3 330819	L= 510
3.0 DTi (FD)	100	10/03→						
			➔	☐; → 01/10			24.5251-0465.3 330822	L= 465
			➔	☐; → 01/10			24.5258-0450.3 330824	L= 450
<b>OPEL - MOVANO Kipper (X70) 01/99→</b>								
 <b>Bremssattel</b>								
2.2 DTi (ED, HD, UD0, UD4)	66	09/00→	➔	☐; → 01/10			24.3424-1701.5 240561	BOS Ø 42 - Halter
2.5 DTi (ED, HD, UD0, UD4)	73	10/03→	➔	☐; → 01/10			24.3424-1702.5 240562	BOS Ø 42 - Halter
2.5 DTi (ED, HD, UD0, UD4)	84	10/01→						
3.0 DTi (ED, HD, UD0, UD4)	100	10/03→						
2.5 CDTi (ED, HD, UD0, UD4)	74	08/06→	➔	☐; 09/06→ 01/10			24.3424-1701.5 240561	BOS Ø 42 - Halter
2.5 CDTi (ED, HD, UD0, UD4)	88	08/06→	➔	☐; 09/06→ 01/10			24.3424-1702.5 240562	BOS Ø 42 - Halter
↓								

	kw			 	! #		
<b>OPEL - MOVANO Kipper (X70) 01/99→</b>							
 <b>Bremssattel</b>							
2.5 CDTI (ED, HD, UD0, UD4)	107	08/06→	➔	☐; 09/06→ 01/10		24.3424-1701.5 240561	BOS Ø 42 - Halter
			➔	☐; 09/06→ 01/10		24.3424-1702.5 240562	BOS Ø 42 - Halter
2.5 D (ED, HD, UD0, UD4)	59	01/99→09/00	➔	☐		24.3424-1701.5 240561	BOS Ø 42 - Halter
2.8 DTI (ED, HD, UD0, UD4)	84	01/99→10/01	➔	☐		24.3424-1702.5 240562	BOS Ø 42 - Halter
 <b>Bremsschlauch</b>							
2.2 DTI (ED, HD, UD0, UD4)	66	09/00→		☐; → 08/03; für Fahrzeuge mit Scheibenbremse an der Hinterachse	2	24.5134-0457.3 330752	L= 457
2.5 DTI (ED, HD, UD0, UD4)	84	10/01→		☐; → 08/03; für Fahrzeuge mit Scheibenbremse an der Hinterachse	2	24.5134-0468.3 330704	L= 468
				☐; → 08/03; für Fahrzeuge mit Trommelbremse an der Hinterachse	2	24.5134-0518.3 330705	L= 518
				☐; → 08/03; für Fahrzeuge mit Trommelbremse an der Hinterachse	2	24.5134-0562.3 330706	L= 568
			➔	09/03→ 08/06	2	24.5111-0510.3 330819	L= 510
			➔	am Bremssattel; → 08/03	2	24.5111-0326.3 330766	L= 326
			➔	☐; 09/03→ 01/10		24.5251-0465.3 330822	L= 465
			➔	☐; 09/03→ 01/10		24.5258-0450.3 330824	L= 450
2.5 CDTI (ED, HD, UD0, UD4)	74	08/06→	➔	☐; 09/06→ 01/10		24.5251-0465.3 330822	L= 465
2.5 CDTI (ED, HD, UD0, UD4)	88	08/06→	➔	☐; 09/06→ 01/10		24.5258-0450.3 330824	L= 450
2.5 CDTI (ED, HD, UD0, UD4)	107	08/06→					
2.5 D (ED, HD, UD0, UD4)	59	01/99→09/00		☐; für Fahrzeuge mit Scheibenbremse an der Hinterachse	2	24.5134-0457.3 330752	L= 457
2.8 DTI (ED, HD, UD0, UD4)	84	01/99→10/01		☐; für Fahrzeuge mit Scheibenbremse an der Hinterachse	2	24.5134-0468.3 330704	L= 468
				☐; für Fahrzeuge mit Trommelbremse an der Hinterachse	2	24.5134-0518.3 330705	L= 518
				☐; für Fahrzeuge mit Trommelbremse an der Hinterachse	2	24.5134-0562.3 330706	L= 568
			➔	am Bremssattel	2	24.5111-0326.3 330766	L= 326
2.5 DTI (ED, HD, UD0, UD4)	73	10/03→	➔	→ 08/06	2	24.5111-0510.3 330819	L= 510
3.0 DTI (ED, HD, UD0, UD4)	100	10/03→	➔	☐; → 01/10		24.5251-0465.3 330822	L= 465
			➔	☐; → 01/10		24.5258-0450.3 330824	L= 450
<b>OPEL - MOVANO Pritsche/Fahrgestell (X70) 07/98→</b>							
 <b>Bremssattel</b>							
2.2 DTI (ED, HD, UD0, UD4)	66	09/00→	➔	☐; → 01/10		24.3424-1701.5 240561	BOS Ø 42 - Halter
2.5 DTI (ED, HD, UD0, UD4)	73	10/03→	➔	☐; → 01/10		24.3424-1702.5 240562	BOS Ø 42 - Halter
2.5 DTI (ED, HD, UD0, UD4)	84	10/01→					
3.0 DTI (ED, HD, UD0, UD4)	100	10/03→					
2.5 CDTI (ED, HD, UD0, UD4)	74	08/06→	➔	☐; 09/06→ 01/10		24.3424-1701.5 240561	BOS Ø 42 - Halter
2.5 CDTI (ED, HD, UD0, UD4)	88	08/06→	➔	☐; 09/06→ 01/10		24.3424-1702.5 240562	BOS Ø 42 - Halter
2.5 CDTI (ED, HD, UD0, UD4)	107	08/06→					
2.5 D (ED, HD, UD0, UD4)	59	07/98→09/00	➔	☐		24.3424-1701.5 240561	BOS Ø 42 - Halter
2.8 DTI (ED, HD, UD0, UD4)	84	07/98→10/01	➔	☐		24.3424-1702.5 240562	BOS Ø 42 - Halter
 <b>Bremsschlauch</b>							
2.2 DTI (ED, HD, UD0, UD4)	66	09/00→		☐; → 08/03; für Fahrzeuge mit Scheibenbremse an der Hinterachse	2	24.5134-0457.3 330752	L= 457
↓							








	kw			 	! #			
<b>OPEL - MOVANO Pritsche/Fahrgestell (X70) 07/98→</b>								
<b>Bremsschlauch</b>								
2.5 DTI (ED, HD, UD0, UD4)	84	10/01→		→ 08/03; für Fahrzeuge mit Scheibenbremse an der Hinterachse	2	24.5134-0468.3	330704	L= 468
				→ 08/03; für Fahrzeuge mit Trommelbremse an der Hinterachse	2	24.5134-0518.3	330705	L= 518
				→ 08/03; für Fahrzeuge mit Trommelbremse an der Hinterachse	2	24.5134-0562.3	330706	L= 568
				09/03→ 08/06	2	24.5111-0510.3	330819	L= 510
				am Bremssattel; → 08/03	2	24.5111-0326.3	330766	L= 326
				 ; 09/03→ 01/10		24.5251-0465.3	330822	L= 465
				 ; 09/03→ 01/10		24.5258-0450.3	330824	L= 450
2.5 CDTI (ED, HD, UD0, UD4)	74	08/06→		 ; 09/06→ 01/10		24.5251-0465.3	330822	L= 465
2.5 CDTI (ED, HD, UD0, UD4)	88	08/06→		 ; 09/06→ 01/10		24.5258-0450.3	330824	L= 450
2.5 CDTI (ED, HD, UD0, UD4)	107	08/06→						
2.5 D (ED, HD, UD0, UD4)	59	07/98→09/00		→ 08/03; für Fahrzeuge mit Scheibenbremse an der Hinterachse	2	24.5134-0457.3	330752	L= 457
				→ 08/03; für Fahrzeuge mit Scheibenbremse an der Hinterachse	2	24.5134-0468.3	330704	L= 468
				→ 08/03; für Fahrzeuge mit Trommelbremse an der Hinterachse	2	24.5134-0518.3	330705	L= 518
				→ 08/03; für Fahrzeuge mit Trommelbremse an der Hinterachse	2	24.5134-0562.3	330706	L= 568
				am Bremssattel	2	24.5111-0326.3	330766	L= 326
2.8 DTI (ED, HD, UD0, UD4)	84	07/98→10/01						
2.5 DTI (ED, HD, UD0, UD4)	73	10/03→		→ 08/06	2	24.5111-0510.3	330819	L= 510
				 ; → 01/10		24.5251-0465.3	330822	L= 465
				 ; → 01/10		24.5258-0450.3	330824	L= 450
3.0 DTI (ED, HD, UD0, UD4)	100	10/03→						
<b>OPEL - OMEGA B (V94) 03/94→07/03</b>								
<b>Bremssattel</b>								
2.0 (F69, M69, P69)	85	03/94→09/99		 ; W1000001→		24.3571-1705.5	240069	TRW Ø 57 - Halter
				 ; W1000001→		24.3571-1706.5	240070	TRW Ø 57 - Halter
				 ; V		13.2421-0043.2	210193	ATE Ø 42
				 ; V		13.2421-0044.2	210194	ATE Ø 42
						24.9240-0039.5	230055	ATE Ø 40
						24.9240-0040.5	230056	ATE Ø 40
2.0 (F69, M69, P69)	85	03/94→12/00		 ; W1000001→; → 09/99		24.3571-1705.5	240069	TRW Ø 57 - Halter
				 ; W1000001→; → 09/99		24.3571-1706.5	240070	TRW Ø 57 - Halter
				 ; → 09/99; V		13.2421-0043.2	210193	ATE Ø 42
				 ; → 09/99; V		13.2421-0044.2	210194	ATE Ø 42
				 ; → 09/99		24.9240-0039.5	230055	ATE Ø 40
				 ; → 09/99		24.9240-0040.5	230056	ATE Ø 40
2.0 DTI 16V (F69, M69, P69)	74	09/97→09/00		 ; → 08/00		24.3571-1705.5	240069	TRW Ø 57 - Halter
				 ; → 08/00		24.3571-1706.5	240070	TRW Ø 57 - Halter
				 ; → 08/00; V		13.2421-0043.2	210193	ATE Ø 42
				 ; → 08/00; V		13.2421-0044.2	210194	ATE Ø 42
				 ; → 08/00		24.9240-0039.5	230055	ATE Ø 40
				 ; → 08/00		24.9240-0040.5	230056	ATE Ø 40
2.2 16V (F69, M69, P69)	106	09/99→07/03		 ; 10/99→		24.3571-1705.5	240069	TRW Ø 57 - Halter
				 ; 10/99→		24.3571-1706.5	240070	TRW Ø 57 - Halter
				 ; 10/99→; V		13.2421-0043.2	210193	ATE Ø 42
				 ; 10/99→; V		13.2421-0044.2	210194	ATE Ø 42
				; 10/99→		24.9240-0039.5	230055	ATE Ø 40
↓								

	kw			 	! #		
<b>OPEL - OMEGA B (V94) 03/94→07/03</b>							
<b>Bremssattel</b>							
2.2 16V (F69, M69, P69)	106	09/99→07/03	➔	☐; 10/99→		24.9240-0040.5 230056	ATE Ø 40
2.2 DTI 16V (F69, M69, P69)	81	09/00→07/03	➔	☐		24.3571-1705.5 240069	TRW Ø 57 - Halter
2.2 DTI 16V (F69, M69, P69)	88	09/00→07/03	➔	☐		24.3571-1706.5 240070	TRW Ø 57 - Halter
2.5 D (F69, M69, P69)	96	05/94→05/99	➔	☐; V		13.2421-0043.2 210193	ATE Ø 42
2.5 DTI (F69, M69, P69)	110	09/01→07/03	➔	☐; V		13.2421-0044.2 210194	ATE Ø 42
2.5 TD (F69, M69, P69)	96	04/94→07/03	➔	☐		24.9240-0039.5 230055	ATE Ø 40
2.5 V6 (F69, M69, P69)	125	03/94→09/00	➔	☐		24.9240-0040.5 230056	ATE Ø 40
2.6 V6 (F69, M69, P69)	132	09/00→07/03	➔	☐		24.9240-0040.5 230056	ATE Ø 40
3.2 V6 (F69, M69, P69)	160	02/01→07/03	➔	☐		24.9240-0040.5 230056	ATE Ø 40
3.0 V6 (F69, M69, P69)	155	04/94→02/01	➔	☐; → 01/01		24.3571-1705.5 240069	TRW Ø 57 - Halter
			➔	☐; → 01/01		24.3571-1706.5 240070	TRW Ø 57 - Halter
			➔	☐; → 01/01; V		13.2421-0043.2 210193	ATE Ø 42
			➔	☐; → 01/01; V		13.2421-0044.2 210194	ATE Ø 42
			➔	☐; → 01/01		24.9240-0039.5 230055	ATE Ø 40
			➔	☐; → 01/01		24.9240-0040.5 230056	ATE Ø 40
<b>Feder, Bremssattel</b>							
2.0 (F69, M69, P69)	85	03/94→09/99	➔	→ V1999999;	2	11.8116-0292.1 390521	ATE
2.0 (F69, M69, P69)	85	03/94→12/00		nicht für Sonderfahrzeuge / nicht für Polizei- fahrzeuge			
2.0 16V (F69, M69, P69)	100	03/94→09/99					
<b>Führungshülzensatz, Bremssattel</b>							
2.0 (F69, M69, P69)	85	03/94→09/99	➔	→ V1999999;		11.0101-5407.2 260011	ATE
2.0 (F69, M69, P69)	85	03/94→12/00		nicht für Sonderfahrzeuge / nicht für Polizei- fahrzeuge			
2.0 16V (F69, M69, P69)	100	03/94→09/99					
<b>Führungsbolzen, Bremssattel</b>							
2.0 (F69, M69, P69)	85	03/94→09/99	➔	→ V1999999;		11.8171-0008.1 990049	ATE
2.0 (F69, M69, P69)	85	03/94→12/00		nicht für Sonderfahrzeuge / nicht für Polizei- fahrzeuge			
2.0 16V (F69, M69, P69)	100	03/94→09/99					
<b>Dichtungssatz, Bremssattel</b>							
2.0 (F69, M69, P69)	85	03/94→09/99	➔			13.0441-4022.2 250149	ATE
2.0 16V (F69, M69, P69)	100	03/94→09/99	➔	V		13.0441-4216.2 250093	ATE
2.2 DTI 16V (F69, M69, P69)	81	09/00→07/03					
2.2 DTI 16V (F69, M69, P69)	88	09/00→07/03					
2.5 D (F69, M69, P69)	96	05/94→05/99					
2.5 DTI (F69, M69, P69)	110	09/01→07/03					
2.5 TD (F69, M69, P69)	96	04/94→07/03					
2.5 V6 (F69, M69, P69)	125	03/94→09/00					
2.6 V6 (F69, M69, P69)	132	09/00→07/03					
3.2 V6 (F69, M69, P69)	160	02/01→07/03					
2.0 (F69, M69, P69)	85	03/94→12/00	➔	→ 09/99		13.0441-4022.2 250149	ATE
			➔	→ 09/99; V		13.0441-4216.2 250093	ATE
2.0 DTI 16V (F69, M69, P69)	74	09/97→09/00	➔	→ 08/00		13.0441-4022.2 250149	ATE
			➔	→ 08/00; V		13.0441-4216.2 250093	ATE
2.2 16V (F69, M69, P69)	106	09/99→07/03	➔	10/99→		13.0441-4022.2 250149	ATE
			➔	10/99→; V		13.0441-4216.2 250093	ATE
3.0 V6 (F69, M69, P69)	155	04/94→02/01	➔	→ 01/01		13.0441-4022.2 250149	ATE
			➔	→ 01/01; V		13.0441-4216.2 250093	ATE
<b>Zubehörsatz, Bremssattel</b>							
2.0 (F69, M69, P69)	85	03/94→09/99	➔	W1000001→		24.0101-3401.2 260043	TRW
2.0 16V (F69, M69, P69)	100	03/94→09/99					
2.0 (F69, M69, P69)	85	03/94→12/00	➔	W1000001→; → 09/99		24.0101-3401.2 260043	TRW
2.0 DTI 16V (F69, M69, P69)	74	09/97→09/00	➔	→ 08/00		24.0101-3401.2 260043	TRW
2.2 16V (F69, M69, P69)	106	09/99→07/03	➔	10/99→		24.0101-3401.2 260043	TRW
2.2 DTI 16V (F69, M69, P69)	81	09/00→07/03	➔			24.0101-3401.2 260043	TRW
2.2 DTI 16V (F69, M69, P69)	88	09/00→07/03					
2.5 D (F69, M69, P69)	96	05/94→05/99					
2.5 DTI (F69, M69, P69)	110	09/01→07/03					
2.5 TD (F69, M69, P69)	96	04/94→07/03					
2.5 V6 (F69, M69, P69)	125	03/94→09/00					
2.6 V6 (F69, M69, P69)	132	09/00→07/03					
↓							











	kw			 	! #		
<b>OPEL - OMEGA B (V94) 03/94→07/03</b>							
<b>Zubehörsatz, Bremssattel</b>							
3.2 V6 (F69, M69, P69)	160	02/01→07/03	←			24.0101-3401.2 260043	TRW
3.0 V6 (F69, M69, P69)	155	04/94→02/01	←	→ 01/01		24.0101-3401.2 260043	TRW
<b> Bremsschlauch</b>							
2.0 (F69, M69, P69)	85	03/94→09/99	←		2	83.7216-0404.3 330374	L= 400
2.0 16V (F69, M69, P69)	100	03/94→09/99	→				
2.2 DTI 16V (F69, M69, P69)	81	09/00→07/03	→		2	24.5233-0200.3 330425	L= 198
2.2 DTI 16V (F69, M69, P69)	88	09/00→07/03					
2.5 D (F69, M69, P69)	96	05/94→05/99					
2.5 DTI (F69, M69, P69)	110	09/01→07/03					
2.5 TD (F69, M69, P69)	96	04/94→07/03					
2.5 V6 (F69, M69, P69)	125	03/94→09/00					
2.6 V6 (F69, M69, P69)	132	09/00→07/03					
3.2 V6 (F69, M69, P69)	160	02/01→07/03					
2.0 (F69, M69, P69)	85	03/94→12/00	←	→ 09/99	2	83.7216-0404.3 330374	L= 400
			→	→ 09/99	2	24.5233-0200.3 330425	L= 198
2.0 DTI 16V (F69, M69, P69)	74	09/97→09/00	←	→ 08/00	2	83.7216-0404.3 330374	L= 400
			→	→ 08/00	2	24.5233-0200.3 330425	L= 198
2.2 16V (F69, M69, P69)	106	09/99→07/03	←	10/99→	2	83.7216-0404.3 330374	L= 400
			→	10/99→	2	24.5233-0200.3 330425	L= 198
3.0 V6 (F69, M69, P69)	155	04/94→02/01	←	→ 01/01	2	83.7216-0404.3 330374	L= 400
			→	→ 01/01	2	24.5233-0200.3 330425	L= 198
<b>OPEL - OMEGA B Caravan (V94) 03/94→07/03</b>							
<b> Bremssattel</b>							
2.0 (F35, M35, P35)	85	03/94→09/99	←	☐; W1000001→		24.3571-1705.5 240069	TRW Ø 57 - Halter
2.0 16V (F35, M35, P35)	100	03/94→09/99	←	☐; W1000001→		24.3571-1706.5 240070	TRW Ø 57 - Halter
			→	☐; V		13.2421-0043.2 210193	ATE Ø 42
			→	☐; V		13.2421-0044.2 210194	ATE Ø 42
			→	☐		24.9240-0039.5 230055	ATE Ø 40
			→	☐		24.9240-0040.5 230056	ATE Ø 40
2.0 DTI 16V (F35, M35, P35)	74	09/97→09/00	←	☐; → 08/00		24.3571-1705.5 240069	TRW Ø 57 - Halter
			←	☐; → 08/00		24.3571-1706.5 240070	TRW Ø 57 - Halter
			→	☐; → 08/00; V		13.2421-0043.2 210193	ATE Ø 42
			→	☐; → 08/00; V		13.2421-0044.2 210194	ATE Ø 42
			→	☐; → 08/00		24.9240-0039.5 230055	ATE Ø 40
			→	☐; → 08/00		24.9240-0040.5 230056	ATE Ø 40
2.2 16V (F35, M35, P35)	106	09/99→07/03	←	☐; 10/99→		24.3571-1705.5 240069	TRW Ø 57 - Halter
			←	☐; 10/99→		24.3571-1706.5 240070	TRW Ø 57 - Halter
			→	☐; 10/99→; V		13.2421-0043.2 210193	ATE Ø 42
			→	☐; 10/99→; V		13.2421-0044.2 210194	ATE Ø 42
			→	☐; 10/99→		24.9240-0039.5 230055	ATE Ø 40
			→	☐; 10/99→		24.9240-0040.5 230056	ATE Ø 40
2.2 DTI 16V (F35, M35, P35)	81	09/00→07/03	←	☐		24.3571-1705.5 240069	TRW Ø 57 - Halter
2.2 DTI 16V (F35, M35, P35)	88	09/00→07/03	←	☐		24.3571-1706.5 240070	TRW Ø 57 - Halter
			→	☐; V		13.2421-0043.2 210193	ATE Ø 42
2.5 DTI (F35, M35, P35)	110	09/01→07/03	→	☐; V		13.2421-0044.2 210194	ATE Ø 42
2.5 TD (F35, M35, P35)	96	04/94→07/01	→	☐		24.9240-0039.5 230055	ATE Ø 40
2.5 V6 (F35, M35, P35)	125	03/94→09/00	→	☐		24.9240-0039.5 230055	ATE Ø 40
2.6 V6 (F35, M35, P35)	132	09/00→07/03	→	☐		24.9240-0039.5 230055	ATE Ø 40
3.2 V6 (F35, M35, P35)	160	02/01→07/03	→	☐		24.9240-0040.5 230056	ATE Ø 40
3.0 V6 (F35, M35, P35)	155	04/94→02/01	←	☐; → 01/01		24.3571-1705.5 240069	TRW Ø 57 - Halter
			←	☐; → 01/01		24.3571-1706.5 240070	TRW Ø 57 - Halter
			→	☐; → 01/01; V		13.2421-0043.2 210193	ATE Ø 42
			→	☐; → 01/01; V		13.2421-0044.2 210194	ATE Ø 42
			→	☐; → 01/01		24.9240-0039.5 230055	ATE Ø 40
			→	☐; → 01/01		24.9240-0040.5 230056	ATE Ø 40

















	kw			 	! #		
<b>OPEL - OMEGA B Caravan (V94) 03/94 → 07/03</b>							
<b>Feder, Bremssattel</b>							
2.0 (F35, M35, P35)	85	03/94 → 09/99	←	→ V1999999;	2	11.8116-0292.1	390521 ATE
2.0 16V (F35, M35, P35)	100	03/94 → 09/99		nicht für Sonderfahrzeuge / nicht für Polizei-fahrzeuge			
<b>Führungshülzensatz, Bremssattel</b>							
2.0 (F35, M35, P35)	85	03/94 → 09/99	←	→ V1999999;		11.0101-5407.2	260011 ATE
2.0 16V (F35, M35, P35)	100	03/94 → 09/99		nicht für Sonderfahrzeuge / nicht für Polizei-fahrzeuge			
<b>Führungsbolzen, Bremssattel</b>							
2.0 (F35, M35, P35)	85	03/94 → 09/99	←	→ V1999999;		11.8171-0008.1	990049 ATE
2.0 16V (F35, M35, P35)	100	03/94 → 09/99		nicht für Sonderfahrzeuge / nicht für Polizei-fahrzeuge			
<b>Dichtungssatz, Bremssattel</b>							
2.0 (F35, M35, P35)	85	03/94 → 09/99	→			13.0441-4022.2	250149 ATE
2.0 16V (F35, M35, P35)	100	03/94 → 09/99					
2.2 DTI 16V (F35, M35, P35)	81	09/00 → 07/03	→	V		13.0441-4216.2	250093 ATE
2.2 DTI 16V (F35, M35, P35)	88	09/00 → 07/03					
2.5 DTI (F35, M35, P35)	110	09/01 → 07/03					
2.5 TD (F35, M35, P35)	96	04/94 → 07/01					
2.5 V6 (F35, M35, P35)	125	03/94 → 09/00					
2.6 V6 (F35, M35, P35)	132	09/00 → 07/03					
3.2 V6 (F35, M35, P35)	160	02/01 → 07/03					
2.0 DTI 16V (F35, M35, P35)	74	09/97 → 09/00	→	→ 08/00		13.0441-4022.2	250149 ATE
			→	→ 08/00; V		13.0441-4216.2	250093 ATE
2.2 16V (F35, M35, P35)	106	09/99 → 07/03	→	10/99 →		13.0441-4022.2	250149 ATE
			→	10/99 →; V		13.0441-4216.2	250093 ATE
3.0 V6 (F35, M35, P35)	155	04/94 → 02/01	→	→ 01/01		13.0441-4022.2	250149 ATE
			→	→ 01/01; V		13.0441-4216.2	250093 ATE
<b>Zubehörsatz, Bremssattel</b>							
2.0 (F35, M35, P35)	85	03/94 → 09/99	←	W1000001 →		24.0101-3401.2	260043 TRW
2.0 16V (F35, M35, P35)	100	03/94 → 09/99					
2.0 DTI 16V (F35, M35, P35)	74	09/97 → 09/00	←	→ 08/00		24.0101-3401.2	260043 TRW
2.2 16V (F35, M35, P35)	106	09/99 → 07/03	←	10/99 →		24.0101-3401.2	260043 TRW
2.2 DTI 16V (F35, M35, P35)	81	09/00 → 07/03	←			24.0101-3401.2	260043 TRW
2.2 DTI 16V (F35, M35, P35)	88	09/00 → 07/03					
2.5 DTI (F35, M35, P35)	110	09/01 → 07/03					
2.5 TD (F35, M35, P35)	96	04/94 → 07/01					
2.5 V6 (F35, M35, P35)	125	03/94 → 09/00					
2.6 V6 (F35, M35, P35)	132	09/00 → 07/03					
3.2 V6 (F35, M35, P35)	160	02/01 → 07/03					
3.0 V6 (F35, M35, P35)	155	04/94 → 02/01	←	→ 01/01		24.0101-3401.2	260043 TRW
<b>Bremsschlauch</b>							
2.0 (F35, M35, P35)	85	03/94 → 09/99	←		2	83.7216-0404.3	330374 L= 400
2.0 16V (F35, M35, P35)	100	03/94 → 09/99					
2.2 DTI 16V (F35, M35, P35)	81	09/00 → 07/03	→		2	24.5233-0200.3	330425 L= 198
2.2 DTI 16V (F35, M35, P35)	88	09/00 → 07/03					
2.5 DTI (F35, M35, P35)	110	09/01 → 07/03					
2.5 TD (F35, M35, P35)	96	04/94 → 07/01					
2.5 V6 (F35, M35, P35)	125	03/94 → 09/00					
2.6 V6 (F35, M35, P35)	132	09/00 → 07/03					
3.2 V6 (F35, M35, P35)	160	02/01 → 07/03					
2.0 DTI 16V (F35, M35, P35)	74	09/97 → 09/00	←	→ 08/00	2	83.7216-0404.3	330374 L= 400
			→	→ 08/00	2	24.5233-0200.3	330425 L= 198
2.2 16V (F35, M35, P35)	106	09/99 → 07/03	←	10/99 →	2	83.7216-0404.3	330374 L= 400
			→	10/99 →	2	24.5233-0200.3	330425 L= 198
3.0 V6 (F35, M35, P35)	155	04/94 → 02/01	←	→ 01/01	2	83.7216-0404.3	330374 L= 400
			→	→ 01/01	2	24.5233-0200.3	330425 L= 198


















	kw			 	! #		
<b>OPEL - SIGNUM CC (Z03) 05/03→12/08</b>							
 <b>Bremssattel</b>							
1.8 (F48)	90	05/03→07/05	←	☐; 51066207→; für Fahrzeuge mit Sportfahrwerk	11.9571-9779.2	220657	ATE Ø 57 - Halter
1.9 CDTI (F48)	88	04/04→02/08	←	☐; 51066207→; für Fahrzeuge mit Sportfahrwerk	11.9571-9780.2	220658	ATE Ø 57 - Halter
1.9 CDTI (F48)	110	04/04→02/08	←	☐; 51066207→; für Fahrzeuge mit Sportfahrwerk	11.9571-9780.2	220658	ATE Ø 57 - Halter
2.2 DTI (F48)	92	05/03→04/04	←	☐; für Fahrzeuge ohne Sportfahrwerk; nur paarweise austauschen	11.9571-9781.2	220659	ATE Ø 57 - Halter
			→	☐; → 41085480	11.9407-7001.2	220573	ATE Ø 40 - Halter
			→	☐; → 41085480	11.9407-7002.2	220574	ATE Ø 40 - Halter
			→	☐; → 41085480; V	11.9407-7003.2	220835	ATE Ø 40 - Halter
			→	☐; → 41085480; V	11.9407-7004.2	220836	ATE Ø 40 - Halter
			→	☐; 41085481→	11.9407-7005.2	220637	ATE Ø 40 - Halter
			→	☐; 41085481→	11.9407-7006.2	220638	ATE Ø 40 - Halter
			→	☐; 41085481→; V	11.9407-7007.2	220867	ATE Ø 40 - Halter
			→	☐; 41085481→; V	11.9407-7008.2	220868	ATE Ø 40 - Halter
1.8 (F48)	103	09/05→12/08	←	☐; → 05/08; für Polizeifahrzeuge	11.9571-9779.2	220657	ATE Ø 57 - Halter
			←	☐; → 05/08; für Polizeifahrzeuge	11.9571-9780.2	220658	ATE Ø 57 - Halter
			←	☐; → 05/08; nicht für Polizeifahrzeuge; nur paarweise austauschen	11.9571-9781.2	220659	ATE Ø 57 - Halter
			→	☐; → 05/08	11.9407-7005.2	220637	ATE Ø 40 - Halter
			→	☐; → 05/08	11.9407-7006.2	220638	ATE Ø 40 - Halter
1.9 CDTI (F48)	74	08/05→02/08	←	☐; für Polizeifahrzeuge	11.9571-9779.2	220657	ATE Ø 57 - Halter
			←	☐; für Polizeifahrzeuge	11.9571-9780.2	220658	ATE Ø 57 - Halter
			←	☐; nicht für Polizeifahrzeuge; nur paarweise austauschen	11.9571-9781.2	220659	ATE Ø 57 - Halter
			→	☐	11.9407-7005.2	220637	ATE Ø 40 - Halter
			→	☐	11.9407-7006.2	220638	ATE Ø 40 - Halter
2.0 DTI (F48)	74	05/03→04/04	←	☐; für Fahrzeuge ohne Sportfahrwerk; nur paarweise austauschen	11.9571-9781.2	220659	ATE Ø 57 - Halter
			→	☐; → 41085480	11.9407-7001.2	220573	ATE Ø 40 - Halter
			→	☐; → 41085480	11.9407-7002.2	220574	ATE Ø 40 - Halter
			→	☐; → 41085480; V	11.9407-7003.2	220835	ATE Ø 40 - Halter
			→	☐; → 41085480; V	11.9407-7004.2	220836	ATE Ø 40 - Halter
			→	☐; 41085481→	11.9407-7005.2	220637	ATE Ø 40 - Halter
			→	☐; 41085481→	11.9407-7006.2	220638	ATE Ø 40 - Halter
			→	☐; 41085481→; V	11.9407-7007.2	220867	ATE Ø 40 - Halter
			→	☐; 41085481→; V	11.9407-7008.2	220868	ATE Ø 40 - Halter
2.0 Turbo (F48)	129	05/03→12/08	←	☐; 51066207→; → 05/08	11.9571-9779.2	220657	ATE Ø 57 - Halter
			←	☐; 51066207→; → 05/08	11.9571-9780.2	220658	ATE Ø 57 - Halter
			→	☐; → 41085480; V	11.9407-7003.2	220835	ATE Ø 40 - Halter
			→	☐; → 41085480; V	11.9407-7004.2	220836	ATE Ø 40 - Halter
			→	☐; 41085481→; → 05/08; V	11.9407-7007.2	220867	ATE Ø 40 - Halter
			→	☐; 41085481→; → 05/08; V	11.9407-7008.2	220868	ATE Ø 40 - Halter
2.2 direct (F48)	114	05/03→09/08	←	☐; 51066207→; → 05/08; für Fahrzeuge mit Sportfahrwerk	11.9571-9779.2	220657	ATE Ø 57 - Halter
			←	☐; 51066207→; → 05/08; für Fahrzeuge mit Sportfahrwerk	11.9571-9780.2	220658	ATE Ø 57 - Halter
			←	☐; → 05/08; für Fahrzeuge ohne Sportfahrwerk; nur paarweise austauschen	11.9571-9781.2	220659	ATE Ø 57 - Halter
			→	☐; → 41085480	11.9407-7001.2	220573	ATE Ø 40 - Halter
			→	☐; → 41085480	11.9407-7002.2	220574	ATE Ø 40 - Halter
			→	☐; → 41085480; V	11.9407-7003.2	220835	ATE Ø 40 - Halter
			→	☐; → 41085480; V	11.9407-7004.2	220836	ATE Ø 40 - Halter
			→	☐; 41085481→; → 05/08	11.9407-7005.2	220637	ATE Ø 40 - Halter
			→	☐; 41085481→; → 05/08	11.9407-7006.2	220638	ATE Ø 40 - Halter
			→	☐; 41085481→; → 05/08; V	11.9407-7007.2	220867	ATE Ø 40 - Halter
			→	☐; 41085481→; → 05/08; V	11.9407-7008.2	220868	ATE Ø 40 - Halter
2.8 V6 Turbo (F48)	169	09/05→12/08	←	☐; → 05/08	11.9606-9971.2	220589	ATE Ø 60 - Halter
↓							








	kw			 	! #			
<b>OPEL - SIGNUM CC (Z03) 05/03→12/08</b>								
<b>Bremssattel</b>								
3.0 V6 CDTI (F48)	135	09/05→12/08	←	☐; → 05/08		11.9606-9972.2	220590	ATE Ø 60 - Halter
			→	☐; → 05/08; V		11.9407-7007.2	220867	ATE Ø 40 - Halter
			→	☐; → 05/08; V		11.9407-7008.2	220868	ATE Ø 40 - Halter
2.8 V6 Turbo (F48)	184	01/06→12/08	←	☐; 03/06→ 05/08		11.9606-9971.2	220589	ATE Ø 60 - Halter
			←	☐; 03/06→ 05/08		11.9606-9972.2	220590	ATE Ø 60 - Halter
			→	☐; 03/06→ 05/08; V		11.9407-7007.2	220867	ATE Ø 40 - Halter
			→	☐; 03/06→ 05/08; V		11.9407-7008.2	220868	ATE Ø 40 - Halter
3.0 V6 CDTI (F48) 3.2 V6 (F48)	130 155	05/03→07/05 05/03→07/05	←	☐; 31068239 → 51999999		11.9606-9971.2	220589	ATE Ø 60 - Halter
			←	☐; 31068239 → 51999999		11.9606-9972.2	220590	ATE Ø 60 - Halter
	→	☐; → 41085480; V		11.9407-7003.2	220835	ATE Ø 40 - Halter		
	→	☐; → 41085480; V		11.9407-7004.2	220836	ATE Ø 40 - Halter		
	→	☐; 41085481→; V		11.9407-7007.2	220867	ATE Ø 40 - Halter		
	→	☐; 41085481→; V		11.9407-7008.2	220868	ATE Ø 40 - Halter		
<b>Bremssattelachssatz</b>								
1.8 (F48)	90	05/03→07/05	←	→ 51066206; für Fahrzeuge mit Sportfahrwerk	2	11.0530-0004.2	220933	ATE Ø 57 - Halter
1.9 CDTI (F48)	88	04/04→02/08						
1.9 CDTI (F48)	110	04/04→02/08						
2.2 direct (F48)	114	05/03→09/08						
2.2 DTI (F48)	92	05/03→04/04						
2.0 Turbo (F48)	129	05/03→12/08	←	→ 51066206	2	11.0530-0004.2	220933	ATE Ø 57 - Halter
3.0 V6 CDTI (F48)	130	05/03→07/05	←	→ 31068238	2	11.0530-0004.2	220933	ATE Ø 57 - Halter
3.2 V6 (F48)	155	05/03→07/05						
<b>Halter, Bremssattel</b>								
1.8 (F48)	90	05/03→07/05	→	41085481→		11.8170-0633.1	260117	ATE
1.9 CDTI (F48)	88	04/04→02/08	→	→ 41085480		11.8170-0633.1	260117	ATE
1.9 CDTI (F48)	110	04/04→02/08						
2.0 DTI (F48)	74	05/03→04/04						
2.2 DTI (F48)	92	05/03→04/04						
1.8 (F48)	103	09/05→12/08	→	→ 05/08		11.8170-0633.1	260117	ATE
1.9 CDTI (F48)	74	08/05→02/08	→			11.8170-0633.1	260117	ATE
2.2 direct (F48)	114	05/03→09/08	→	41085481→; → 05/08		11.8170-0633.1	260117	ATE
			→	→ 41085480		11.8170-0633.1	260117	ATE
<b>Feder, Bremssattel</b>								
1.8 (F48)	90	05/03→07/05		für Fahrzeuge ohne Sportfahrwerk	2	11.8116-0295.2	390524	ATE
1.9 CDTI (F48)	88	04/04→02/08		41085481→	2	11.8116-0340.1	390595	ATE
1.9 CDTI (F48)	110	04/04→02/08		→ 41085480	2	11.8116-0340.1	390595	ATE
2.2 DTI (F48)	92	05/03→04/04						
			←	→ 51066206; für Fahrzeuge mit Sportfahrwerk	2	11.8116-0325.2	390461	ATE
			←	51066207→; für Fahrzeuge mit Sportfahrwerk	2	11.8116-0356.1	390586	ATE
			←	für Fahrzeuge ohne Sportfahrwerk	2	11.8116-0356.1	390586	ATE
1.8 (F48)	103	09/05→12/08		→ 05/08; nicht für Polizeifahrzeuge	2	11.8116-0295.2	390524	ATE
				→ 05/08	2	11.8116-0340.1	390595	ATE
			←	→ 05/08	2	11.8116-0356.1	390586	ATE
1.9 CDTI (F48)	74	08/05→02/08		nicht für Polizeifahrzeuge	2	11.8116-0295.2	390524	ATE
					2	11.8116-0340.1	390595	ATE
			←		2	11.8116-0356.1	390586	ATE
2.0 DTI (F48)	74	05/03→04/04		für Fahrzeuge ohne Sportfahrwerk	2	11.8116-0295.2	390524	ATE
				41085481→	2	11.8116-0340.1	390595	ATE
				→ 41085480	2	11.8116-0340.1	390595	ATE
			←	für Fahrzeuge ohne Sportfahrwerk	2	11.8116-0356.1	390586	ATE
2.0 Turbo (F48)	129	05/03→12/08		→ 41085480	2	11.8116-0340.1	390595	ATE
				41085481→; → 05/08	2	11.8116-0340.1	390595	ATE
			←	→ 51066206	2	11.8116-0325.2	390461	ATE
			←	51066207→; → 05/08	2	11.8116-0356.1	390586	ATE
2.2 direct (F48)	114	05/03→09/08		→ 05/08; für Fahrzeuge ohne Sportfahrwerk	2	11.8116-0295.2	390524	ATE
				→ 41085480	2	11.8116-0340.1	390595	ATE
				41085481→; → 05/08	2	11.8116-0340.1	390595	ATE
↓								

	kw			 	! #			
<b>OPEL - SIGNUM CC (Z03) 05/03→12/08</b>								
<b>Feder, Bremssattel</b>								
2.2 direct (F48)	114	05/03→09/08	←	→ 51066206; für Fahrzeuge mit Sportfahrwerk	2	11.8116-0325.2	390461	ATE
			←	→ 05/08; für Fahrzeuge ohne Sportfahrwerk	2	11.8116-0356.1	390586	ATE
			←	51066207→; → 05/08; für Fahrzeuge mit Sportfahrwerk	2	11.8116-0356.1	390586	ATE
2.8 V6 Turbo (F48)	169	09/05→12/08		→ 05/08	2	11.8116-0340.1	390595	ATE
3.0 V6 CDTI (F48)	135	09/05→12/08	←	→ 05/08	2	11.8116-0345.2	390596	ATE
2.8 V6 Turbo (F48)	184	01/06→12/08		03/06→ 05/08	2	11.8116-0340.1	390595	ATE
			←	03/06→ 05/08	2	11.8116-0345.2	390596	ATE
3.0 V6 CDTI (F48)	130	05/03→07/05		41085481→	2	11.8116-0340.1	390595	ATE
3.2 V6 (F48)	155	05/03→07/05		→ 41085480	2	11.8116-0340.1	390595	ATE
			←	→ 31068238	2	11.8116-0325.2	390461	ATE
			←	31068239 → 51999999	2	11.8116-0345.2	390596	ATE
<b>Führungshülzensatz, Bremssattel</b>								
1.8 (F48)	90	05/03→07/05	←	51066207→; für Fahrzeuge mit Sportfahrwerk		11.0101-5407.2	260011	ATE
1.9 CDTI (F48)	88	04/04→02/08						
1.9 CDTI (F48)	110	04/04→02/08	←	für Fahrzeuge ohne Sportfahrwerk		11.0101-5407.2	260011	ATE
2.2 DTI (F48)	92	05/03→04/04						
			←	→ 51066206; für Fahrzeuge mit Sportfahrwerk		11.0101-5407.2	260011	ATE
			→	→ 41085480		11.0101-5407.2	260011	ATE
			→	41085481→		11.0101-5407.2	260011	ATE
1.8 (F48)	103	09/05→12/08	←	→ 05/08		11.0101-5407.2	260011	ATE
2.8 V6 Turbo (F48)	169	09/05→12/08						
3.0 V6 CDTI (F48)	135	09/05→12/08	→	→ 05/08		11.0101-5407.2	260011	ATE
1.9 CDTI (F48)	74	08/05→02/08	←			11.0101-5407.2	260011	ATE
			→			11.0101-5407.2	260011	ATE
2.0 DTI (F48)	74	05/03→04/04	←	für Fahrzeuge ohne Sportfahrwerk		11.0101-5407.2	260011	ATE
			→	41085481→		11.0101-5407.2	260011	ATE
			→	→ 41085480		11.0101-5407.2	260011	ATE
2.0 Turbo (F48)	129	05/03→12/08	←	→ 51066206		11.0101-5407.2	260011	ATE
			←	51066207→; → 05/08		11.0101-5407.2	260011	ATE
			→	41085481→; → 05/08		11.0101-5407.2	260011	ATE
			→	→ 41085480		11.0101-5407.2	260011	ATE
2.2 direct (F48)	114	05/03→09/08	←	→ 51066206; für Fahrzeuge mit Sportfahrwerk		11.0101-5407.2	260011	ATE
			←	51066207→; → 05/08; für Fahrzeuge mit Sportfahrwerk		11.0101-5407.2	260011	ATE
			←	→ 05/08; für Fahrzeuge ohne Sportfahrwerk		11.0101-5407.2	260011	ATE
			→	41085481→; → 05/08		11.0101-5407.2	260011	ATE
			→	→ 41085480		11.0101-5407.2	260011	ATE
2.8 V6 Turbo (F48)	184	01/06→12/08	←	03/06→ 05/08		11.0101-5407.2	260011	ATE
			→	03/06→ 05/08		11.0101-5407.2	260011	ATE
3.0 V6 CDTI (F48)	130	05/03→07/05	←	→ 31068238		11.0101-5407.2	260011	ATE
3.2 V6 (F48)	155	05/03→07/05	←	31068239 → 51999999		11.0101-5407.2	260011	ATE
			→	→ 41085480		11.0101-5407.2	260011	ATE
			→	41085481→		11.0101-5407.2	260011	ATE
<b>Führungsbolzen, Bremssattel</b>								
1.8 (F48)	90	05/03→07/05		→ 41085480		11.8171-0008.1	990049	ATE
1.9 CDTI (F48)	88	04/04→02/08		41085481→		11.8171-0008.1	990049	ATE
1.9 CDTI (F48)	110	04/04→02/08						
2.2 DTI (F48)	92	05/03→04/04						
				51066207→; für Fahrzeuge mit Sportfahrwerk		11.8171-0008.1	990049	ATE
				für Fahrzeuge ohne Sportfahrwerk		11.8171-0008.1	990049	ATE
				→ 51066206; für Fahrzeuge mit Sportfahrwerk		11.8171-0008.1	990049	ATE
1.8 (F48)	103	09/05→12/08		→ 05/08		11.8171-0008.1	990049	ATE
2.8 V6 Turbo (F48)	169	09/05→12/08						
3.0 V6 CDTI (F48)	135	09/05→12/08						
1.9 CDTI (F48)	74	08/05→02/08				11.8171-0008.1	990049	ATE
2.0 DTI (F48)	74	05/03→04/04		41085481→		11.8171-0008.1	990049	ATE
↓								







	kw					! #		
<b>OPEL - SIGNUM CC (Z03) 05/03→12/08</b>								
<b>Führungsbolzen, Bremsattel</b>								
2.0 DTI (F48)	74	05/03→04/04		→ 41085480			11.8171-0008.1 990049	ATE
				für Fahrzeuge ohne Sportfahrwerk			11.8171-0008.1 990049	ATE
2.0 Turbo (F48)	129	05/03→12/08		41085481→; → 05/08			11.8171-0008.1 990049	ATE
				→ 41085480			11.8171-0008.1 990049	ATE
				51066207→; → 05/08			11.8171-0008.1 990049	ATE
				→ 51066206			11.8171-0008.1 990049	ATE
2.2 direct (F48)	114	05/03→09/08		→ 41085480			11.8171-0008.1 990049	ATE
				→ 05/08; für Fahrzeuge ohne Sportfahrwerk			11.8171-0008.1 990049	ATE
				→ 51066206; für Fahrzeuge mit Sportfahrwerk			11.8171-0008.1 990049	ATE
				51066207→; → 05/08; für Fahrzeuge mit Sportfahrwerk			11.8171-0008.1 990049	ATE
				41085481→; → 05/08			11.8171-0008.1 990049	ATE
2.8 V6 Turbo (F48)	184	01/06→12/08		03/06→ 05/08			11.8171-0008.1 990049	ATE
3.0 V6 CDTI (F48)	130	05/03→07/05		→ 41085480			11.8171-0008.1 990049	ATE
3.2 V6 (F48)	155	05/03→07/05		41085481→			11.8171-0008.1 990049	ATE
				→ 31068238			11.8171-0008.1 990049	ATE
				31068239→ 51999999			11.8171-0008.1 990049	ATE
<b>Dichtungssatz, Bremsattel</b>								
2.8 V6 Turbo (F48)	169	09/05→12/08	←	→ 05/08			11.0441-6008.2 250038	ATE für Kolben-Ø [mm]: 60
3.0 V6 CDTI (F48)	135	09/05→12/08						
2.8 V6 Turbo (F48)	184	01/06→12/08	←	03/06→ 05/08			11.0441-6008.2 250038	ATE für Kolben-Ø [mm]: 60
3.0 V6 CDTI (F48)	130	05/03→07/05	←	31068239→ 51999999			11.0441-6008.2 250038	ATE für Kolben-Ø [mm]: 60
3.2 V6 (F48)	155	05/03→07/05						
<b>Bremsschlauch</b>								
1.8 (F48)	90	05/03→07/05	←		2	83.7807-0412.3 331098		L= 412
1.9 CDTI (F48)	74	08/05→02/08						
1.9 CDTI (F48)	88	04/04→02/08	→		2	24.5259-0315.3 330882		L= 315
1.9 CDTI (F48)	110	04/04→02/08						
2.0 DTI (F48)	74	05/03→04/04						
2.2 DTI (F48)	92	05/03→04/04						
3.0 V6 CDTI (F48)	130	05/03→07/05						
3.2 V6 (F48)	155	05/03→07/05						
1.8 (F48)	103	09/05→12/08	←	→ 05/08	2	83.7807-0412.3 331098		L= 412
2.0 Turbo (F48)	129	05/03→12/08						
2.2 direct (F48)	114	05/03→09/08	→	→ 05/08	2	24.5259-0315.3 330882		L= 315
2.8 V6 Turbo (F48)	169	09/05→12/08						
3.0 V6 CDTI (F48)	135	09/05→12/08						
2.8 V6 Turbo (F48)	184	01/06→12/08	←	03/06→ 05/08	2	83.7807-0412.3 331098		L= 412
			→	03/06→ 05/08	2	24.5259-0315.3 330882		L= 315
<b>OPEL - TIGRA (S93) 07/94→12/00</b>								
<b>Bremssattel</b>								
1.4 16V (F07)	63	08/97→12/00	←				24.3481-9871.5 240677	ATE Ø 48 - Halter
1.4 16V (F07)	66	07/94→12/00						
1.6 16V (F07)	74	08/97→08/98	←				24.3481-9872.5 240678	ATE Ø 48 - Halter
1.6 16V (F07)	78	07/94→08/98						
<b>Feder, Bremsattel</b>								
1.4 16V (F07)	63	08/97→12/00	←		2	11.8116-0129.1 390591		ATE
1.4 16V (F07)	66	07/94→12/00						
1.6 16V (F07)	74	08/97→08/98						
1.6 16V (F07)	78	07/94→08/98						
<b>Führungshülzensatz, Bremsattel</b>								
1.4 16V (F07)	63	08/97→12/00	←				11.0101-5407.2 260011	ATE
1.4 16V (F07)	66	07/94→12/00						
1.6 16V (F07)	74	08/97→08/98						
1.6 16V (F07)	78	07/94→08/98						
<b>Führungsbolzen, Bremsattel</b>								
1.4 16V (F07)	63	08/97→12/00	←				11.8171-0008.1 990049	ATE
1.4 16V (F07)	66	07/94→12/00						
1.6 16V (F07)	74	08/97→08/98						
1.6 16V (F07)	78	07/94→08/98						
<b>Dichtungssatz, Bremsattel</b>								
1.4 16V (F07)	63	08/97→12/00	←				11.0441-4811.2 250024	ATE
1.4 16V (F07)	66	07/94→12/00						
↓								








	kw				! #		
<b>OPEL - TIGRA (S93) 07/94→12/00</b>							
<b>Dichtungssatz, Bremssattel</b>							
1.6 16V (F07)	74	08/97→08/98	←			11.0441-4811.2	250024 ATE
1.6 16V (F07)	78	07/94→08/98	←				
<b>Bremsschlauch</b>							
1.4 16V (F07)	63	08/97→12/00	←		2	24.5231-0320.3	330496 L= 320
1.4 16V (F07)	66	07/94→12/00	→				
1.6 16V (F07)	74	08/97→08/98	←		2	24.5233-0200.3	330425 L= 198
1.6 16V (F07)	78	07/94→08/98	←				
<b>OPEL - TIGRA TwinTop (X04) 06/04→12/10</b>							
<b>Bremssattel</b>							
1.3 CDTI (R97)	51	06/04→12/10	←	☐; → 08/09		24.3541-1795.5	240788 TRW Ø 54 - Halter
1.4 (R97)	66	06/04→12/10	←	☐; → 08/09		24.3541-1796.5	240789 TRW Ø 54 - Halter
1.8 (R97)	92	06/04→12/10	←	☐; → 08/09		24.3347-1713.5	240701 TRW Ø 34 - Halter
			→	☐; → 08/09		24.3347-1714.5	240702 TRW Ø 34 - Halter
<b>Bremsschlauch</b>							
1.3 CDTI (R97)	51	06/04→12/10	←	→ 08/09	2	24.5256-0298.3	330756 L= 298
1.4 (R97)	66	06/04→12/10	→	→ 08/09			
1.8 (R97)	92	06/04→12/10	→	→ 08/09	2	24.5240-0195.3	330753 L= 195
<b>OPEL - VECTRA A (J89) 08/88→12/95</b>							
<b>Bremssattel</b>							
1.6 i (F19, M19)	52	09/93→11/95	←	☐; N1038530→; → 08/95		24.3481-9871.5	240677 ATE Ø 48 - Halter
1.6 i (F19, M19)	55	09/88→11/95	←	☐; N5000001→; → 08/95		24.3481-9871.5	240677 ATE Ø 48 - Halter
1.6 i (F19, M19)	55	09/93→11/95	←	☐; N1038530→; → 08/95		24.3481-9872.5	240678 ATE Ø 48 - Halter
			←	☐; N5000001→; → 08/95		24.3481-9872.5	240678 ATE Ø 48 - Halter
1.7 D (F19, M19)	44	07/92→11/95	←	☐; N5000001→ R5999999		24.3481-9871.5	240677 ATE Ø 48 - Halter
1.8 i Cat (F19, M19)	66	03/90→11/95	←	☐; N1038530→ R1999999		24.3481-9871.5	240677 ATE Ø 48 - Halter
			←	☐; N5000001→ R5999999		24.3481-9872.5	240678 ATE Ø 48 - Halter
			←	☐; N1038530→ R1999999		24.3481-9872.5	240678 ATE Ø 48 - Halter
			←	☐; S1000001→; → 08/95		24.3521-1701.5	240001 ATE Ø 52 - Halter
			←	☐; S5000001→; → 08/95		24.3521-1701.5	240001 ATE Ø 52 - Halter
			←	☐; S5000001→; → 08/95		24.3521-1702.5	240002 ATE Ø 52 - Halter
			←	☐; S1000001→; → 08/95		24.3521-1702.5	240002 ATE Ø 52 - Halter
1.7 TD (F19, M19)	60	03/90→11/95	←	☐; N5000001→ R5999999		24.3481-9871.5	240677 ATE Ø 48 - Halter
			←	☐; N1038530→ R1999999		24.3481-9871.5	240677 ATE Ø 48 - Halter
			←	☐; N5000001→ R5999999		24.3481-9872.5	240678 ATE Ø 48 - Halter
			←	☐; N1038530→ R1999999		24.3481-9872.5	240678 ATE Ø 48 - Halter
			←	☐; S1000001→; → 08/95		24.3521-1701.5	240001 ATE Ø 52 - Halter
			←	☐; S1000001→; → 08/95		24.3521-1702.5	240002 ATE Ø 52 - Halter
2.0 i 16V (F19, M19)	100	08/92→08/95	←	☐		24.3521-1701.5	240001 ATE Ø 52 - Halter
			←	☐		24.3521-1702.5	240002 ATE Ø 52 - Halter
			→	☐		13.2351-0013.2	210010 ATE Ø 35
			→	☐		13.2351-0014.2	210011 ATE Ø 35
			→	☐		24.9235-0013.5	230001 ATE Ø 35
			→	☐		24.9235-0014.5	230002 ATE Ø 35
2.0 i 16V 4x4 (F19, M19)	100	06/94→11/95	←	☐; → 08/95		24.3521-1701.5	240001 ATE Ø 52 - Halter
2.0 i Cat (F19, M19)	85	09/88→11/95	←	☐; → 08/95		24.3521-1702.5	240002 ATE Ø 52 - Halter
2000/GT 16V Cat (F19, M19)	110	02/90→11/95	←	☐; → 08/95		13.2351-0013.2	210010 ATE Ø 35
			→	☐; → 08/95		13.2351-0014.2	210011 ATE Ø 35
			→	☐; → 08/95		24.9235-0013.5	230001 ATE Ø 35
			→	☐; → 08/95		24.9235-0014.5	230002 ATE Ø 35
2.0 i Turbo 4x4 (F19, M19)	150	06/94→11/95	←	☐; → 08/95		24.3541-8085.5	240525 ATE Ø 54 - Halter
			←	☐; → 08/95		24.3541-8086.5	240526 ATE Ø 54 - Halter
2.5 V6 (F19, M19)	125	02/93→11/95	←	☐; → 08/95		24.3541-8085.5	240525 ATE Ø 54 - Halter
			←	☐; → 08/95		24.3541-8086.5	240526 ATE Ø 54 - Halter
↓							

















	kw			 	! #			
<b>OPEL - VECTRA A (J89) 08/88→12/95</b>								
<b>Bremssattel</b>								
2.5 V6 (F19, M19)	125	02/93→11/95	→	☐; → 08/95		13.2351-0013.2	210010	ATE Ø 35
			→	☐; → 08/95		13.2351-0014.2	210011	ATE Ø 35
			→	☐; → 08/95		24.9235-0013.5	230001	ATE Ø 35
			→	☐; → 08/95		24.9235-0014.5	230002	ATE Ø 35
<b>Feder, Bremssattel</b>								
1.6 i (F19, M19)	52	09/93→11/95	←	N5000001→; → 08/95	2	11.8116-0129.1	390591	ATE
1.6 i (F19, M19)	55	09/88→11/95	←	N1038530→; → 08/95	2	11.8116-0129.1	390591	ATE
1.6 i (F19, M19)	55	09/93→11/95						
1.7 D (F19, M19)	44	07/92→11/95		S1000001→; → 08/95	2	11.8116-0097.1	390590	ATE
1.8 i Cat (F19, M19)	66	03/90→11/95		S5000001→; → 08/95	2	11.8116-0097.1	390590	ATE
			←	N5000001→ R5999999	2	11.8116-0129.1	390591	ATE
			←	N1038530→ R1999999	2	11.8116-0129.1	390591	ATE
1.7 TD (F19, M19)	60	03/90→11/95		S1000001→; → 08/95	2	11.8116-0097.1	390590	ATE
			←	N5000001→ R5999999	2	11.8116-0129.1	390591	ATE
			←	N1038530→ R1999999	2	11.8116-0129.1	390591	ATE
2.0 i 16V (F19, M19)	100	08/92→08/95			2	11.8116-0097.1	390590	ATE
2.0 i 16V 4x4 (F19, M19)	100	06/94→11/95		→ 08/95	2	11.8116-0097.1	390590	ATE
2.0 i Cat (F19, M19)	85	09/88→11/95						
2.0 i Cat 4x4 (F19, M19)	85	01/89→11/95						
2000/GT 16V Cat (F19, M19)	110	02/90→11/95						
2000/GT 16V Cat 4x4 (F19, M19)	110	02/90→11/95						
2.0 i Turbo 4x4 (F19, M19)	150	06/94→11/95		→ 08/95	2	11.8116-0129.1	390591	ATE
2.5 V6 (F19, M19)	125	02/93→11/95						
<b>Führungshülzensatz, Bremssattel</b>								
1.6 i (F19, M19)	52	09/93→11/95	←	→ M5999999		11.0101-4802.2	260007	ATE
1.6 i (F19, M19)	55	09/88→11/95	←	→ N1038529		11.0101-4802.2	260007	ATE
1.6 i (F19, M19)	55	09/93→11/95	←	N1038530→; → 08/95		11.0101-5407.2	260011	ATE
			←	N5000001→; → 08/95		11.0101-5407.2	260011	ATE
1.7 D (F19, M19)	44	07/92→11/95	←	→ M5999999		11.0101-4802.2	260007	ATE
1.8 i Cat (F19, M19)	66	03/90→11/95	←	→ N1038529		11.0101-4802.2	260007	ATE
			←	N5000001→ R5999999		11.0101-5407.2	260011	ATE
			←	N1038530→ R1999999		11.0101-5407.2	260011	ATE
			←	S1000001→; → 08/95		11.0101-5407.2	260011	ATE
			←	S5000001→; → 08/95		11.0101-5407.2	260011	ATE
1.7 TD (F19, M19)	60	03/90→11/95	←	→ M5999999		11.0101-4802.2	260007	ATE
			←	→ N1038529		11.0101-4802.2	260007	ATE
			←	N5000001→ R5999999		11.0101-5407.2	260011	ATE
			←	S1000001→; → 08/95		11.0101-5407.2	260011	ATE
			←	N1038530→ R1999999		11.0101-5407.2	260011	ATE
2.0 i 16V (F19, M19)	100	08/92→08/95	←			11.0101-5407.2	260011	ATE
2.0 i 16V 4x4 (F19, M19)	100	06/94→11/95	←	→ 08/95		11.0101-5407.2	260011	ATE
2.0 i Cat (F19, M19)	85	09/88→11/95						
2.0 i Cat 4x4 (F19, M19)	85	01/89→11/95						
2.0 i Turbo 4x4 (F19, M19)	150	06/94→11/95						
2.5 V6 (F19, M19)	125	02/93→11/95						
2000/GT 16V Cat (F19, M19)	110	02/90→11/95						
2000/GT 16V Cat 4x4 (F19, M19)	110	02/90→11/95						
<b>Führungsbolzen, Bremssattel</b>								
1.6 i (F19, M19)	52	09/93→11/95	←	N5000001→; → 08/95		11.8171-0008.1	990049	ATE
1.6 i (F19, M19)	55	09/88→11/95	←	N1038530→; → 08/95		11.8171-0008.1	990049	ATE
1.6 i (F19, M19)	55	09/93→11/95						
1.7 D (F19, M19)	44	07/92→11/95		S1000001→; → 08/95		11.8171-0008.1	990049	ATE
1.8 i Cat (F19, M19)	66	03/90→11/95		S5000001→; → 08/95		11.8171-0008.1	990049	ATE
			←	N1038530→ R1999999		11.8171-0008.1	990049	ATE
			←	N5000001→ R5999999		11.8171-0008.1	990049	ATE
↓								










	kW				! #		
<b>OPEL - VECTRA A (J89) 08/88→12/95</b>							
<b>Führungsbolzen, Bremssattel</b>							
1.7 TD (F19, M19)	60	03/90→11/95		S1000001→; → 08/95		11.8171-0008.1 990049	ATE
			←	N1038530→ R1999999		11.8171-0008.1 990049	ATE
			←	N5000001→ R5999999		11.8171-0008.1 990049	ATE
2.0 i 16V (F19, M19)	100	08/92→08/95				11.8171-0008.1 990049	ATE
2.0 i 16V 4x4 (F19, M19)	100	06/94→11/95		→ 08/95		11.8171-0008.1 990049	ATE
			←	→ 08/95		11.8171-0008.1 990049	ATE
2.0 i Cat (F19, M19)	85	09/88→11/95		→ 08/95		11.8171-0008.1 990049	ATE
2000/GT 16V Cat (F19, M19)	110	02/90→11/95					
2.0 i Cat 4x4 (F19, M19)	85	01/89→11/95	←	→ 08/95		11.8171-0008.1 990049	ATE
2.0 i Turbo 4x4 (F19, M19)	150	06/94→11/95					
2.5 V6 (F19, M19)	125	02/93→11/95					
2000/GT 16V Cat 4x4 (F19, M19)	110	02/90→11/95					
<b>Dichtungssatz, Bremssattel</b>							
1.6 i (F19, M19)	52	09/93→11/95	←	→ M5999999		11.0441-4803.2 250018	ATE
1.6 i (F19, M19)	55	09/88→11/95	←	→ N1038529		11.0441-4803.2 250018	ATE
1.6 i (F19, M19)	55	09/93→11/95	←	N5000001→; → 08/95		11.0441-4811.2 250024	ATE
			←	N1038530→; → 08/95		11.0441-4811.2 250024	ATE
1.7 D (F19, M19)	44	07/92→11/95	←	→ M5999999		11.0441-4803.2 250018	ATE
1.8 i Cat (F19, M19)	66	03/90→11/95	←	→ N1038529		11.0441-4803.2 250018	ATE
			←	N1038530→ R1999999		11.0441-4811.2 250024	ATE
			←	N5000001→ R5999999		11.0441-4811.2 250024	ATE
			←	S1000001→; → 08/95		11.0441-5202.2 250026	ATE
			←	S5000001→; → 08/95		11.0441-5202.2 250026	ATE
1.7 TD (F19, M19)	60	03/90→11/95	←	→ M5999999		11.0441-4803.2 250018	ATE
			←	→ N1038529		11.0441-4803.2 250018	ATE
			←	N5000001→ R5999999		11.0441-4811.2 250024	ATE
			←	N1038530→ R1999999		11.0441-4811.2 250024	ATE
			←	S1000001→; → 08/95		11.0441-5202.2 250026	ATE
2.0 i 16V (F19, M19)	100	08/92→08/95	←			11.0441-5202.2 250026	ATE
			→			13.0441-3506.2 250052	ATE
2.0 i 16V 4x4 (F19, M19)	100	06/94→11/95	←	→ 08/95		11.0441-5202.2 250026	ATE
			→	→ 08/95		11.0441-5402.2 250028	ATE
			→	→ 08/95		13.0441-3506.2 250052	ATE
2.0 i Cat (F19, M19)	85	09/88→11/95	←	→ 08/95		11.0441-5202.2 250026	ATE
2000/GT 16V Cat (F19, M19)	110	02/90→11/95	→	→ 08/95		13.0441-3506.2 250052	ATE
2.0 i Cat 4x4 (F19, M19)	85	01/89→11/95	←	→ 08/95		11.0441-5402.2 250028	ATE
2000/GT 16V Cat 4x4 (F19, M19)	110	02/90→11/95					
2.5 V6 (F19, M19)	125	02/93→11/95	→	→ 08/95		13.0441-3506.2 250052	ATE
<b>Bremsschlauch</b>							
1.6 i (F19, M19)	52	09/93→11/95	←	→ 08/95	2	24.5298-0322.3 331314	L= 322
1.6 i (F19, M19)	55	09/88→11/95	→	P1000001→; → 08/95	2	24.5117-0195.3 330565	L= 198
1.6 i (F19, M19)	55	09/93→11/95	→				
1.7 D (F19, M19)	44	07/92→11/95	→	→ N5999999	2	24.5233-0200.3 330425	L= 198
1.7 TD (F19, M19)	60	03/90→11/95					
1.8 i Cat (F19, M19)	66	03/90→11/95					
2.0 i 16V 4x4 (F19, M19)	100	06/94→11/95					
2.0 i Cat (F19, M19)	85	09/88→11/95					
2.0 i Cat 4x4 (F19, M19)	85	01/89→11/95					
2.0 i Turbo 4x4 (F19, M19)	150	06/94→11/95					
2.5 V6 (F19, M19)	125	02/93→11/95					
2000/GT 16V Cat (F19, M19)	110	02/90→11/95					
2000/GT 16V Cat 4x4 (F19, M19)	110	02/90→11/95					
2.0 i 16V (F19, M19)	100	08/92→08/95	←		2	24.5298-0322.3 331314	L= 322
			→	P1000001→	2	24.5117-0195.3 330565	L= 198
			→	→ N5999999	2	24.5233-0200.3 330425	L= 198








	kw			 	! #		
<b>OPEL - VECTRA A CC (J89) 04/88→12/95</b>							
<b>Bremssattel</b>							
1.6 i (F68, M68)	52	09/93→11/95	←	☐; N1038530→; → 08/95		24.3481-9871.5 240677	ATE Ø 48 - Halter
1.6 i (F68, M68)	55	09/93→11/95	←	☐; N5000001→; → 08/95		24.3481-9871.5 240677	ATE Ø 48 - Halter
1.6 i Cat (F68, M68)	55	09/88→11/95	←	☐; N1038530→; → 08/95		24.3481-9872.5 240678	ATE Ø 48 - Halter
			←	☐; N5000001→; → 08/95		24.3481-9872.5 240678	ATE Ø 48 - Halter
1.7 D (F68, M68)	44	07/92→11/95	←	☐; N5000001→ R5999999		24.3481-9871.5 240677	ATE Ø 48 - Halter
1.8 i Cat (F68, M68)	66	03/90→11/95	←	☐; N1038530→ R1999999		24.3481-9871.5 240677	ATE Ø 48 - Halter
			←	☐; N5000001→ R5999999		24.3481-9872.5 240678	ATE Ø 48 - Halter
			←	☐; N1038530→ R1999999		24.3481-9872.5 240678	ATE Ø 48 - Halter
			←	☐; S1000001→; → 08/95		24.3521-1701.5 240001	ATE Ø 52 - Halter
			←	☐; S5000001→; → 08/95		24.3521-1701.5 240001	ATE Ø 52 - Halter
			←	☐; S5000001→; → 08/95		24.3521-1702.5 240002	ATE Ø 52 - Halter
			←	☐; S1000001→; → 08/95		24.3521-1702.5 240002	ATE Ø 52 - Halter
1.7 TD (F68, M68)	60	03/90→11/95	←	☐; N5000001→ R5999999		24.3481-9871.5 240677	ATE Ø 48 - Halter
			←	☐; N1038530→ R1999999		24.3481-9871.5 240677	ATE Ø 48 - Halter
			←	☐; N5000001→ R5999999		24.3481-9872.5 240678	ATE Ø 48 - Halter
			←	☐; N1038530→ R1999999		24.3481-9872.5 240678	ATE Ø 48 - Halter
			←	☐; S1000001→; → 08/95		24.3521-1701.5 240001	ATE Ø 52 - Halter
			←	☐; S1000001→; → 08/95		24.3521-1702.5 240002	ATE Ø 52 - Halter
2.0 i 16V (F68, M68)	100	08/92→08/95	←	☐		24.3521-1701.5 240001	ATE Ø 52 - Halter
			←	☐		24.3521-1702.5 240002	ATE Ø 52 - Halter
			→	☐		13.2351-0013.2 210010	ATE Ø 35
			→	☐		13.2351-0014.2 210011	ATE Ø 35
			→	☐		24.9235-0013.5 230001	ATE Ø 35
			→	☐		24.9235-0014.5 230002	ATE Ø 35
2.0 i 16V Cat (F68, M68)	110	02/90→11/95	←	☐; → 08/95		24.3521-1701.5 240001	ATE Ø 52 - Halter
2.0 i Cat (F68, M68)	85	09/88→11/95	←	☐; → 08/95		24.3521-1702.5 240002	ATE Ø 52 - Halter
2.0 i GT (F68, M68)	95	09/88→11/95	→	☐; → 08/95		13.2351-0013.2 210010	ATE Ø 35
			→	☐; → 08/95		13.2351-0014.2 210011	ATE Ø 35
			→	☐; → 08/95		24.9235-0013.5 230001	ATE Ø 35
			→	☐; → 08/95		24.9235-0014.5 230002	ATE Ø 35
2.5 V6 (F68, M68)	125	02/93→11/95	←	☐; → 08/95		24.3541-8085.5 240525	ATE Ø 54 - Halter
			←	☐; → 08/95		24.3541-8086.5 240526	ATE Ø 54 - Halter
			→	☐; → 08/95		13.2351-0013.2 210010	ATE Ø 35
			→	☐; → 08/95		13.2351-0014.2 210011	ATE Ø 35
			→	☐; → 08/95		24.9235-0013.5 230001	ATE Ø 35
			→	☐; → 08/95		24.9235-0014.5 230002	ATE Ø 35
<b>Feder, Bremssattel</b>							
1.6 i (F68, M68)	52	09/93→11/95	←	N5000001→; → 08/95	2	11.8116-0129.1 390591	ATE
1.6 i (F68, M68)	55	09/93→11/95	←	N1038530→; → 08/95	2	11.8116-0129.1 390591	ATE
1.6 i Cat (F68, M68)	55	09/88→11/95	←	N1038530→; → 08/95	2	11.8116-0129.1 390591	ATE
1.7 D (F68, M68)	44	07/92→11/95		S1000001→; → 08/95	2	11.8116-0097.1 390590	ATE
1.8 i Cat (F68, M68)	66	03/90→11/95		S5000001→; → 08/95	2	11.8116-0097.1 390590	ATE
			←	N5000001→ R5999999	2	11.8116-0129.1 390591	ATE
			←	N1038530→ R1999999	2	11.8116-0129.1 390591	ATE
1.7 TD (F68, M68)	60	03/90→11/95		S1000001→; → 08/95	2	11.8116-0097.1 390590	ATE
			←	N5000001→ R5999999	2	11.8116-0129.1 390591	ATE
			←	N1038530→ R1999999	2	11.8116-0129.1 390591	ATE
2.0 i 16V (F68, M68)	100	08/92→08/95			2	11.8116-0097.1 390590	ATE
2.0 i 16V Cat (F68, M68)	110	02/90→11/95		→ 08/95	2	11.8116-0097.1 390590	ATE
2.0 i Cat (F68, M68)	85	09/88→11/95					
2.0 i GT (F68, M68)	95	09/88→11/95					
2.5 V6 (F68, M68)	125	02/93→11/95		→ 08/95	2	11.8116-0129.1 390591	ATE
<b>Führungshülzensatz, Bremssattel</b>							
1.6 i (F68, M68)	52	09/93→11/95	←	→ M5999999		11.0101-4802.2 260007	ATE
1.6 i (F68, M68)	55	09/93→11/95					
↓							

	kW			 	! #					
<b>OPEL - VECTRA A CC (J89) 04/88→12/95</b>										
<b>Führungshülzensatz, Bremsattel</b>										
1.6 i Cat (F68, M68)	55	09/88→11/95	←	→ N1038529		11.0101-4802.2 260007	ATE			
			←	N1038530→; → 08/95		11.0101-5407.2 260011	ATE			
			←	N5000001→; → 08/95		11.0101-5407.2 260011	ATE			
1.7 D (F68, M68) 1.8 i Cat (F68, M68)	44 66	07/92→11/95 03/90→11/95	←	→ M5999999		11.0101-4802.2 260007	ATE			
			←	→ N1038529		11.0101-4802.2 260007	ATE			
			←	N5000001→ R5999999		11.0101-5407.2 260011	ATE			
			←	N1038530→ R1999999		11.0101-5407.2 260011	ATE			
			←	S1000001→; → 08/95		11.0101-5407.2 260011	ATE			
1.7 TD (F68, M68)	60	03/90→11/95	←	→ M5999999		11.0101-4802.2 260007	ATE			
			←	→ N1038529		11.0101-4802.2 260007	ATE			
			←	N5000001→ R5999999		11.0101-5407.2 260011	ATE			
			←	S1000001→; → 08/95		11.0101-5407.2 260011	ATE			
			←	N1038530→ R1999999		11.0101-5407.2 260011	ATE			
2.0 i 16V (F68, M68)	100	08/92→08/95	←			11.0101-5407.2 260011	ATE			
2.0 i 16V Cat (F68, M68) 2.0 i Cat (F68, M68) 2.0 i GT (F68, M68) 2.5 V6 (F68, M68)	110 85 95 125	02/90→11/95 09/88→11/95 09/88→11/95 02/93→11/95	←	→ 08/95		11.0101-5407.2 260011	ATE			
			<b>Führungsbolzen, Bremsattel</b>							
			1.6 i (F68, M68) 1.6 i (F68, M68) 1.6 i Cat (F68, M68)	52 55 55	09/93→11/95 09/93→11/95 09/88→11/95	←	N5000001→; → 08/95		11.8171-0008.1 990049	ATE
						←	N1038530→; → 08/95		11.8171-0008.1 990049	ATE
←	N5000001→; → 08/95					11.8171-0008.1 990049	ATE			
1.7 D (F68, M68) 1.8 i Cat (F68, M68)	44 66	07/92→11/95 03/90→11/95	←	S1000001→; → 08/95		11.8171-0008.1 990049	ATE			
			←	S5000001→; → 08/95		11.8171-0008.1 990049	ATE			
			←	N1038530→ R1999999		11.8171-0008.1 990049	ATE			
			←	N5000001→ R5999999		11.8171-0008.1 990049	ATE			
1.7 TD (F68, M68)	60	03/90→11/95	←	S1000001→; → 08/95		11.8171-0008.1 990049	ATE			
			←	N1038530→ R1999999		11.8171-0008.1 990049	ATE			
			←	N5000001→ R5999999		11.8171-0008.1 990049	ATE			
2.0 i 16V (F68, M68)	100	08/92→08/95				11.8171-0008.1 990049	ATE			
2.0 i 16V Cat (F68, M68) 2.0 i Cat (F68, M68) 2.0 i GT (F68, M68) 2.5 V6 (F68, M68)	110 85 95 125	02/90→11/95 09/88→11/95 09/88→11/95 02/93→11/95	←	→ 08/95		11.8171-0008.1 990049	ATE			
			<b>Dichtungssatz, Bremsattel</b>							
			1.6 i (F68, M68) 1.6 i (F68, M68) 1.6 i Cat (F68, M68)	52 55 55	09/93→11/95 09/93→11/95 09/88→11/95	←	→ M5999999		11.0441-4803.2 250018	ATE
						←	→ N1038529		11.0441-4803.2 250018	ATE
←	N5000001→; → 08/95					11.0441-4811.2 250024	ATE			
←	N1038530→; → 08/95					11.0441-4811.2 250024	ATE			
1.7 D (F68, M68) 1.8 i Cat (F68, M68)	44 66	07/92→11/95 03/90→11/95	←	→ M5999999		11.0441-4803.2 250018	ATE			
			←	→ N1038529		11.0441-4803.2 250018	ATE			
			←	N1038530→ R1999999		11.0441-4811.2 250024	ATE			
			←	N5000001→ R5999999		11.0441-4811.2 250024	ATE			
			←	S1000001→; → 08/95		11.0441-5202.2 250026	ATE			
			←	S5000001→; → 08/95		11.0441-5202.2 250026	ATE			
1.7 TD (F68, M68)	60	03/90→11/95	←	→ M5999999		11.0441-4803.2 250018	ATE			
			←	→ N1038529		11.0441-4803.2 250018	ATE			
			←	N5000001→ R5999999		11.0441-4811.2 250024	ATE			
			←	N1038530→ R1999999		11.0441-4811.2 250024	ATE			
			←	S1000001→; → 08/95		11.0441-5202.2 250026	ATE			
2.0 i 16V (F68, M68)	100	08/92→08/95	←			11.0441-5202.2 250026	ATE			
2.0 i 16V Cat (F68, M68) 2.0 i Cat (F68, M68) 2.0 i GT (F68, M68) 2.5 V6 (F68, M68)	110 85 95 125	02/90→11/95 09/88→11/95 09/88→11/95 02/93→11/95	←	→ 08/95		11.0441-5202.2 250026	ATE			
			→			13.0441-3506.2 250052	ATE			
			←	→ 08/95		11.0441-5202.2 250026	ATE			
			→	→ 08/95		13.0441-3506.2 250052	ATE			
↓			→ 08/95			13.0441-3506.2 250052	ATE			








	kW			 	! #		
<b>OPEL - VECTRA A CC (J89) 04/88→12/95</b>							
<b>Bremsschlauch</b>							
1.6 i (F68, M68)	52	09/93→11/95	←	→ 08/95	2	24.5298-0322.3 331314	L= 322
1.6 i (F68, M68)	55	09/93→11/95	→	P1000001→; → 08/95	2	24.5117-0195.3 330565	L= 198
1.6 i Cat (F68, M68)	55	09/88→11/95	→	→ N5999999	2	24.5233-0200.3 330425	L= 198
1.7 D (F68, M68)	44	07/92→11/95	→				
1.7 TD (F68, M68)	60	03/90→11/95	→				
1.8 i Cat (F68, M68)	66	03/90→11/95	→				
2.0 i 16V Cat (F68, M68)	110	02/90→11/95	→				
2.0 i Cat (F68, M68)	85	09/88→11/95	→				
2.0 i GT (F68, M68)	95	09/88→11/95	→				
2.5 V6 (F68, M68)	125	02/93→11/95	→				
2.0 i 16V (F68, M68)	100	08/92→08/95	←		2	24.5298-0322.3 331314	L= 322
			→	P1000001→	2	24.5117-0195.3 330565	L= 198
			→	→ N5999999	2	24.5233-0200.3 330425	L= 198
<b>OPEL - VECTRA B (J96) 09/95→04/02</b>							
<b>Bremssattel</b>							
1.6 i (F19)	55	10/95→04/02	←	☐; → W7999999		24.3521-1701.5 240001	ATE Ø 52 - Halter
2.0 DI 16V (F19)	60	11/96→04/02	←	☐; → W7999999		24.3521-1702.5 240002	ATE Ø 52 - Halter
			←	☐; X1000001→		24.3571-1761.5 240461	ATE Ø 57 - Halter
			←	☐; X1000001→		24.3571-1762.5 240462	ATE Ø 57 - Halter
1.6 i 16V (F19)	74	10/95→04/02	←	☐; → W7999999		24.3521-1701.5 240001	ATE Ø 52 - Halter
1.8 i 16V (F19)	85	10/95→09/00	←	☐; → W7999999		24.3521-1702.5 240002	ATE Ø 52 - Halter
1.8 i 16V (F19)	92	09/00→04/02	←	☐; → W7999999		24.3521-1702.5 240002	ATE Ø 52 - Halter
2.0 DTI 16V (F19)	74	06/97→04/02	←	☐; X1000001→		24.3571-1761.5 240461	ATE Ø 57 - Halter
			←	☐; X1000001→		24.3571-1762.5 240462	ATE Ø 57 - Halter
			→	☐; → V7999999		13.2351-0025.2 210210	ATE Ø 35
			→	☐; → V7999999		13.2351-0026.2 210211	ATE Ø 35
			→	☐; W1000001→		24.9235-0051.5 230003	ATE Ø 35
			→	☐; W1000001→		24.9235-0052.5 230004	ATE Ø 35
1.7 TD (F19)	60	10/95→12/98	←	☐; → 11/96		24.3521-1701.5 240001	ATE Ø 52 - Halter
			←	☐; → 11/96		24.3521-1702.5 240002	ATE Ø 52 - Halter
			→	☐; → V7999999		13.2351-0025.2 210210	ATE Ø 35
			→	☐; → V7999999		13.2351-0026.2 210211	ATE Ø 35
			→	☐; W1000001→; → 11/96		24.9235-0051.5 230003	ATE Ø 35
			→	☐; W1000001→; → 11/96		24.9235-0052.5 230004	ATE Ø 35
2.0 i (F19)	82	10/95→04/02	←	☐		24.3571-1761.5 240461	ATE Ø 57 - Halter
2.0 i 16V (F19)	100	10/95→06/00	←	☐		24.3571-1762.5 240462	ATE Ø 57 - Halter
2.5 i V6 (F19)	125	10/95→09/00	→	☐; → V7999999		13.2351-0025.2 210210	ATE Ø 35
			→	☐; → V7999999		13.2351-0026.2 210211	ATE Ø 35
			→	☐; W1000001→		24.9235-0051.5 230003	ATE Ø 35
			→	☐; W1000001→		24.9235-0052.5 230004	ATE Ø 35
2.2 DTI 16V (F19)	88	09/00→04/02	←	☐		24.3571-1761.5 240461	ATE Ø 57 - Halter
2.2 DTI 16V (F19)	92	09/00→04/02	←	☐		24.3571-1762.5 240462	ATE Ø 57 - Halter
2.2 i 16V (F19)	108	09/00→04/02	→	☐		24.9235-0051.5 230003	ATE Ø 35
2.6 i V6 (F19)	125	09/00→04/02	→	☐		24.9235-0051.5 230003	ATE Ø 35
i 500 2.5 (F19)	143	05/98→09/00	→	☐		24.9235-0052.5 230004	ATE Ø 35
<b>Feder, Bremssattel</b>							
1.6 i (F19)	55	10/95→04/02		→ W7999999	2	11.8116-0097.1 390590	ATE
1.6 i 16V (F19)	74	10/95→04/02		X1000001→	2	11.8116-0292.1 390521	ATE
1.8 i 16V (F19)	85	10/95→09/00					
1.8 i 16V (F19)	92	09/00→04/02					
2.0 DI 16V (F19)	60	11/96→04/02					
2.0 DTI 16V (F19)	74	06/97→04/02					
1.7 TD (F19)	60	10/95→12/98		→ 11/96	2	11.8116-0097.1 390590	ATE
2.0 i (F19)	82	10/95→04/02			2	11.8116-0292.1 390521	ATE
2.0 i 16V (F19)	100	10/95→06/00					
2.2 DTI 16V (F19)	88	09/00→04/02					
2.2 DTI 16V (F19)	92	09/00→04/02					
2.2 i 16V (F19)	108	09/00→04/02					
2.5 i V6 (F19)	125	10/95→09/00					
2.6 i V6 (F19)	125	09/00→04/02					
i 500 2.5 (F19)	143	05/98→09/00					
↓							








	kw			 	! #		
<b>OPEL - VECTRA B (J96) 09/95→04/02</b>							
<b>Führungshülzensatz, Bremsattel</b>							
1.6 i (F19)	55	10/95→04/02	←	X1000001→		11.0101-5407.2 260011	ATE
1.6 i 16V (F19)	74	10/95→04/02					
1.8 i 16V (F19)	85	10/95→09/00	←	→ W7999999		11.0101-5407.2 260011	ATE
1.8 i 16V (F19)	92	09/00→04/02					
2.0 DI 16V (F19)	60	11/96→04/02					
2.0 DTI 16V (F19)	74	06/97→04/02					
1.7 TD (F19)	60	10/95→12/98	←	→ 11/96		11.0101-5407.2 260011	ATE
2.0 i (F19)	82	10/95→04/02	←			11.0101-5407.2 260011	ATE
2.0 i 16V (F19)	100	10/95→06/00					
2.2 DTI 16V (F19)	88	09/00→04/02					
2.2 DTI 16V (F19)	92	09/00→04/02					
2.2 i 16V (F19)	108	09/00→04/02					
2.5 i V6 (F19)	125	10/95→09/00					
2.6 i V6 (F19)	125	09/00→04/02					
i 500 2.5 (F19)	143	05/98→09/00					
<b>Führungsbolzen, Bremsattel</b>							
1.6 i (F19)	55	10/95→04/02		→ W7999999		11.8171-0008.1 990049	ATE
1.6 i 16V (F19)	74	10/95→04/02					
1.8 i 16V (F19)	85	10/95→09/00	←	X1000001→		11.8171-0008.1 990049	ATE
1.8 i 16V (F19)	92	09/00→04/02					
2.0 DI 16V (F19)	60	11/96→04/02					
2.0 DTI 16V (F19)	74	06/97→04/02					
1.7 TD (F19)	60	10/95→12/98		→ 11/96		11.8171-0008.1 990049	ATE
2.0 i (F19)	82	10/95→04/02	←			11.8171-0008.1 990049	ATE
2.0 i 16V (F19)	100	10/95→06/00					
2.2 DTI 16V (F19)	88	09/00→04/02					
2.2 DTI 16V (F19)	92	09/00→04/02					
2.2 i 16V (F19)	108	09/00→04/02					
2.5 i V6 (F19)	125	10/95→09/00					
2.6 i V6 (F19)	125	09/00→04/02					
i 500 2.5 (F19)	143	05/98→09/00					
<b>Dichtungssatz, Bremsattel</b>							
1.6 i (F19)	55	10/95→04/02	←	→ W7999999		11.0441-5202.2 250026	ATE
2.0 DI 16V (F19)	60	11/96→04/02					
			←	X1000001→		11.0441-5704.2 250034	ATE
1.6 i 16V (F19)	74	10/95→04/02	←	→ W7999999		11.0441-5202.2 250026	ATE
1.8 i 16V (F19)	85	10/95→09/00					
1.8 i 16V (F19)	92	09/00→04/02	←	X1000001→		11.0441-5704.2 250034	ATE
2.0 DTI 16V (F19)	74	06/97→04/02		→ V7999999		13.0441-3506.2 250052	ATE
				→ W1000001→		13.0441-3507.2 250053	ATE
1.7 TD (F19)	60	10/95→12/98	←	→ 11/96		11.0441-5202.2 250026	ATE
				→ V7999999		13.0441-3506.2 250052	ATE
				→ W1000001→; → 11/96		13.0441-3507.2 250053	ATE
2.0 i (F19)	82	10/95→04/02	←			11.0441-5704.2 250034	ATE
2.0 i 16V (F19)	100	10/95→06/00					
2.5 i V6 (F19)	125	10/95→09/00		→ V7999999		13.0441-3506.2 250052	ATE
				→ W1000001→		13.0441-3507.2 250053	ATE
2.2 DTI 16V (F19)	88	09/00→04/02	←			11.0441-5704.2 250034	ATE
2.2 DTI 16V (F19)	92	09/00→04/02					
2.2 i 16V (F19)	108	09/00→04/02	→			13.0441-3507.2 250053	ATE
2.6 i V6 (F19)	125	09/00→04/02					
i 500 2.5 (F19)	143	05/98→09/00					
<b>Bremsschlauch</b>							
1.6 i (F19)	55	10/95→04/02	←		2	24.5231-0391.3 331424	L= 391
1.6 i 16V (F19)	74	10/95→04/02					
1.8 i 16V (F19)	85	10/95→09/00	→		2	24.5233-0200.3 330425	L= 198
1.8 i 16V (F19)	92	09/00→04/02					
2.0 DI 16V (F19)	60	11/96→04/02					
2.0 DTI 16V (F19)	74	06/97→04/02					
2.0 i (F19)	82	10/95→04/02					
2.0 i 16V (F19)	100	10/95→06/00					
2.2 DTI 16V (F19)	88	09/00→04/02					
2.2 DTI 16V (F19)	92	09/00→04/02					
2.2 i 16V (F19)	108	09/00→04/02					
2.5 i V6 (F19)	125	10/95→09/00					
2.6 i V6 (F19)	125	09/00→04/02					
i 500 2.5 (F19)	143	05/98→09/00					
1.7 TD (F19)	60	10/95→12/98	←	→ 11/96	2	24.5231-0391.3 331424	L= 391
			→	→ 11/96	2	24.5233-0200.3 330425	L= 198



















	kw			 	! #				
<b>OPEL - VECTRA B Caravan (J96) 11/96→07/03</b>									
<b>Bremssattel</b>									
1.6 i (F35)	55	11/96→06/00	←	☐; → W7999999		24.3521-1701.5	240001	ATE Ø 52 - Halter	
			←	☐; → W7999999		24.3521-1702.5	240002	ATE Ø 52 - Halter	
			←	☐; X1000001→		24.3571-1761.5	240461	ATE Ø 57 - Halter	
			←	☐; X1000001→		24.3571-1762.5	240462	ATE Ø 57 - Halter	
1.6 i 16V (F35) 1.8 i 16V (F35) 2.0 DTI 16V (F35)	74	11/96→07/02	←	☐; → W7999999		24.3521-1701.5	240001	ATE Ø 52 - Halter	
			←	☐; → W7999999		24.3521-1702.5	240002	ATE Ø 52 - Halter	
	92	09/00→07/03	←	☐; X1000001→; → 04/02		24.3571-1761.5	240461	ATE Ø 57 - Halter	
			←	☐; X1000001→; → 04/02		24.3571-1762.5	240462	ATE Ø 57 - Halter	
	74	06/97→07/03	→	☐; → V7999999		13.2351-0025.2	210210	ATE Ø 35	
			→	☐; → V7999999		13.2351-0026.2	210211	ATE Ø 35	
			→	☐; W1000001→; → 04/02		24.9235-0051.5	230003	ATE Ø 35	
			→	☐; W1000001→; → 04/02		24.9235-0052.5	230004	ATE Ø 35	
1.7 TD (F35)	60	11/96→12/97	←	☐; → 11/96		24.3521-1701.5	240001	ATE Ø 52 - Halter	
			←	☐; → 11/96		24.3521-1702.5	240002	ATE Ø 52 - Halter	
			→	☐; → V7999999		13.2351-0025.2	210210	ATE Ø 35	
			→	☐; → V7999999		13.2351-0026.2	210211	ATE Ø 35	
			→	☐; W1000001→; → 11/96		24.9235-0051.5	230003	ATE Ø 35	
			→	☐; W1000001→; → 11/96		24.9235-0052.5	230004	ATE Ø 35	
1.8 i 16V (F35) 2.0 DI 16V (F35)	85	11/96→09/00	←	☐; → W7999999		24.3521-1701.5	240001	ATE Ø 52 - Halter	
			←	☐; → W7999999		24.3521-1702.5	240002	ATE Ø 52 - Halter	
	60	11/96→06/00	←	☐; X1000001→		24.3571-1761.5	240461	ATE Ø 57 - Halter	
			←	☐; X1000001→		24.3571-1762.5	240462	ATE Ø 57 - Halter	
				→	☐; → V7999999		13.2351-0025.2	210210	ATE Ø 35
				→	☐; → V7999999		13.2351-0026.2	210211	ATE Ø 35
				→	☐; W1000001→		24.9235-0051.5	230003	ATE Ø 35
				→	☐; W1000001→		24.9235-0052.5	230004	ATE Ø 35
2.0 i (F35) 2.0 i 16V (F35) 2.5 i V6 (F35)	82	11/96→02/02	←	☐		24.3571-1761.5	240461	ATE Ø 57 - Halter	
			←	☐		24.3571-1762.5	240462	ATE Ø 57 - Halter	
	100	11/96→09/00	→	☐; → V7999999		13.2351-0025.2	210210	ATE Ø 35	
			→	☐; → V7999999		13.2351-0026.2	210211	ATE Ø 35	
	125	11/96→09/00	→	☐; W1000001→		24.9235-0051.5	230003	ATE Ø 35	
			→	☐; W1000001→		24.9235-0052.5	230004	ATE Ø 35	
2.2 DTI 16V (F35) i 500 2.5 (F35)	88	09/00→04/02	←	☐		24.3571-1761.5	240461	ATE Ø 57 - Halter	
			←	☐		24.3571-1762.5	240462	ATE Ø 57 - Halter	
	143	05/98→09/00	→	☐		24.9235-0051.5	230003	ATE Ø 35	
			→	☐		24.9235-0052.5	230004	ATE Ø 35	
2.2 DTI 16V (F35) 2.2 i 16V (F35) 2.6 i V6 (F35)	92	09/00→07/03	←	☐; → 04/02		24.3571-1761.5	240461	ATE Ø 57 - Halter	
			←	☐; → 04/02		24.3571-1762.5	240462	ATE Ø 57 - Halter	
	108	09/00→07/03	→	☐; → 04/02		24.9235-0051.5	230003	ATE Ø 35	
			→	☐; → 04/02		24.9235-0052.5	230004	ATE Ø 35	
125	09/00→07/03	→	☐; → 04/02		24.9235-0051.5	230003	ATE Ø 35		
		→	☐; → 04/02		24.9235-0052.5	230004	ATE Ø 35		
<b>Feder, Bremssattel</b>									
1.6 i (F35)	55	11/96→06/00		→ W7999999	2	11.8116-0097.1	390590	ATE	
1.8 i 16V (F35)	85	11/96→09/00		X1000001→	2	11.8116-0292.1	390521	ATE	
2.0 DI 16V (F35)	60	11/96→06/00							
1.6 i 16V (F35)	74	11/96→07/02		→ W7999999	2	11.8116-0097.1	390590	ATE	
1.8 i 16V (F35)	92	09/00→07/03		X1000001→; → 04/02	2	11.8116-0292.1	390521	ATE	
2.0 DTI 16V (F35)	74	06/97→07/03							
1.7 TD (F35)	60	11/96→12/97		→ 11/96	2	11.8116-0097.1	390590	ATE	
2.0 i (F35)	82	11/96→02/02			2	11.8116-0292.1	390521	ATE	
2.0 i 16V (F35)	100	11/96→09/00							
2.2 DTI 16V (F35)	88	09/00→04/02							
2.5 i V6 (F35)	125	11/96→09/00							
i 500 2.5 (F35)	143	05/98→09/00							
2.2 DTI 16V (F35)	92	09/00→07/03		→ 04/02	2	11.8116-0292.1	390521	ATE	
2.2 i 16V (F35)	108	09/00→07/03							
2.6 i V6 (F35)	125	09/00→07/03							
↓									










	kW			 	! #		
<b>OPEL - VECTRA B Caravan (J96) 11/96→07/03</b>							
<b>Führungshülzensatz, Bremsattel</b>							
1.6 i (F35)	55	11/96→06/00	←	X1000001→		11.0101-5407.2 260011	ATE
1.8 i 16V (F35)	85	11/96→09/00					
2.0 DI 16V (F35)	60	11/96→06/00	←	→ W7999999		11.0101-5407.2 260011	ATE
1.6 i 16V (F35)	74	11/96→07/02	←	X1000001→; → 04/02		11.0101-5407.2 260011	ATE
1.8 i 16V (F35)	92	09/00→07/03					
2.0 DTI 16V (F35)	74	06/97→07/03	←	→ W7999999		11.0101-5407.2 260011	ATE
1.7 TD (F35)	60	11/96→12/97	←	→ 11/96		11.0101-5407.2 260011	ATE
2.0 i (F35)	82	11/96→02/02	←			11.0101-5407.2 260011	ATE
2.0 i 16V (F35)	100	11/96→09/00					
2.2 DTI 16V (F35)	88	09/00→04/02					
2.5 i V6 (F35)	125	11/96→09/00					
i 500 2.5 (F35)	143	05/98→09/00					
2.2 DTI 16V (F35)	92	09/00→07/03	←	→ 04/02		11.0101-5407.2 260011	ATE
2.2 i 16V (F35)	108	09/00→07/03					
2.6 i V6 (F35)	125	09/00→07/03					
<b>Führungsbolzen, Bremsattel</b>							
1.6 i (F35)	55	11/96→06/00			→ W7999999	11.8171-0008.1 990049	ATE
1.8 i 16V (F35)	85	11/96→09/00					
2.0 DI 16V (F35)	60	11/96→06/00	←	X1000001→		11.8171-0008.1 990049	ATE
1.6 i 16V (F35)	74	11/96→07/02			→ W7999999	11.8171-0008.1 990049	ATE
1.8 i 16V (F35)	92	09/00→07/03					
2.0 DTI 16V (F35)	74	06/97→07/03	←	X1000001→; → 04/02		11.8171-0008.1 990049	ATE
1.7 TD (F35)	60	11/96→12/97			→ 11/96	11.8171-0008.1 990049	ATE
2.0 i (F35)	82	11/96→02/02	←			11.8171-0008.1 990049	ATE
2.0 i 16V (F35)	100	11/96→09/00					
2.2 DTI 16V (F35)	88	09/00→04/02					
2.5 i V6 (F35)	125	11/96→09/00					
i 500 2.5 (F35)	143	05/98→09/00					
2.2 DTI 16V (F35)	92	09/00→07/03	←	→ 04/02		11.8171-0008.1 990049	ATE
2.2 i 16V (F35)	108	09/00→07/03					
2.6 i V6 (F35)	125	09/00→07/03					
<b>Dichtungssatz, Bremsattel</b>							
1.6 i (F35)	55	11/96→06/00	←	→ W7999999		11.0441-5202.2 250026	ATE
			←	X1000001→		11.0441-5704.2 250034	ATE
1.6 i 16V (F35)	74	11/96→07/02	←	→ W7999999		11.0441-5202.2 250026	ATE
1.8 i 16V (F35)	92	09/00→07/03					
2.0 DTI 16V (F35)	74	06/97→07/03	←	X1000001→; → 04/02		11.0441-5704.2 250034	ATE
			→	→ W7999999		13.0441-3506.2 250052	ATE
			→	W1000001→; → 04/02		13.0441-3507.2 250053	ATE
1.7 TD (F35)	60	11/96→12/97	←	→ 11/96		11.0441-5202.2 250026	ATE
			→	→ W7999999		13.0441-3506.2 250052	ATE
			→	W1000001→; → 11/96		13.0441-3507.2 250053	ATE
1.8 i 16V (F35)	85	11/96→09/00	←	→ W7999999		11.0441-5202.2 250026	ATE
2.0 DI 16V (F35)	60	11/96→06/00	←	X1000001→		11.0441-5704.2 250034	ATE
			→	→ W7999999		13.0441-3506.2 250052	ATE
			→	W1000001→		13.0441-3507.2 250053	ATE
2.0 i (F35)	82	11/96→02/02	←			11.0441-5704.2 250034	ATE
2.0 i 16V (F35)	100	11/96→09/00			→ W7999999	13.0441-3506.2 250052	ATE
2.5 i V6 (F35)	125	11/96→09/00					
			→	W1000001→		13.0441-3507.2 250053	ATE
2.2 DTI 16V (F35)	88	09/00→04/02	←			11.0441-5704.2 250034	ATE
i 500 2.5 (F35)	143	05/98→09/00	→			13.0441-3507.2 250053	ATE
2.2 DTI 16V (F35)	92	09/00→07/03	←	→ 04/02		11.0441-5704.2 250034	ATE
2.2 i 16V (F35)	108	09/00→07/03					
2.6 i V6 (F35)	125	09/00→07/03	→	→ 04/02		13.0441-3507.2 250053	ATE
<b>Bremsschlauch</b>							
1.6 i (F35)	55	11/96→06/00	←		2	24.5231-0391.3 331424	L= 391
1.8 i 16V (F35)	85	11/96→09/00					
2.0 DI 16V (F35)	60	11/96→06/00	→		2	24.5233-0200.3 330425	L= 198
2.0 i (F35)	82	11/96→02/02					
2.0 i 16V (F35)	100	11/96→09/00					
2.2 DTI 16V (F35)	88	09/00→04/02					
2.5 i V6 (F35)	125	11/96→09/00					
i 500 2.5 (F35)	143	05/98→09/00					
1.6 i 16V (F35)	74	11/96→07/02	←	→ 04/02	2	24.5231-0391.3 331424	L= 391
1.8 i 16V (F35)	92	09/00→07/03					
2.0 DTI 16V (F35)	74	06/97→07/03	→	→ 04/02	2	24.5233-0200.3 330425	L= 198
2.2 DTI 16V (F35)	92	09/00→07/03					
2.2 i 16V (F35)	108	09/00→07/03					








	kw			 	! #		
<b>OPEL - VECTRA B Caravan (J96) 11/96→07/03</b>							
<b>Bremsschlauch</b>							
2.6 i V6 (F35)	125	09/00→07/03	←	→ 04/02	2	24.5231-0391.3 331424	L= 391
			→	→ 04/02	2	24.5233-0200.3 330425	L= 198
1.7 TD (F35)	60	11/96→12/97	←	→ 11/96	2	24.5231-0391.3 331424	L= 391
			→	→ 11/96	2	24.5233-0200.3 330425	L= 198
<b>OPEL - VECTRA B CC (J96) 10/95→07/03</b>							
<b>Bremssattel</b>							
1.6 i (F68)	55	10/95→07/03	←	☐; → W7999999		24.3521-1701.5 240001	ATE Ø 52 - Halter
			←	☐; → W7999999		24.3521-1702.5 240002	ATE Ø 52 - Halter
			←	☐; X1000001→; → 04/02		24.3571-1761.5 240461	ATE Ø 57 - Halter
			←	☐; X1000001→; → 04/02		24.3571-1762.5 240462	ATE Ø 57 - Halter
1.6 i 16V (F68) 1.8 i 16V (F68) 2.0 DTI 16V (F68)	74 92 74	10/95→07/02 09/00→07/03 06/97→07/03	←	☐; → W7999999		24.3521-1701.5 240001	ATE Ø 52 - Halter
			←	☐; → W7999999		24.3521-1702.5 240002	ATE Ø 52 - Halter
			←	☐; X1000001→; → 04/02		24.3571-1761.5 240461	ATE Ø 57 - Halter
			←	☐; X1000001→; → 04/02		24.3571-1762.5 240462	ATE Ø 57 - Halter
			→	☐; → V7999999		13.2351-0025.2 210210	ATE Ø 35
			→	☐; → V7999999		13.2351-0026.2 210211	ATE Ø 35
			→	☐; W1000001→; → 04/02		24.9235-0051.5 230003	ATE Ø 35
			→	☐; W1000001→; → 04/02		24.9235-0052.5 230004	ATE Ø 35
1.7 TD (F68)	60	10/95→12/98	←	☐; → 11/96		24.3521-1701.5 240001	ATE Ø 52 - Halter
			←	☐; → 11/96		24.3521-1702.5 240002	ATE Ø 52 - Halter
			→	☐; → V7999999		13.2351-0025.2 210210	ATE Ø 35
			→	☐; → V7999999		13.2351-0026.2 210211	ATE Ø 35
			→	☐; W1000001→; → 11/96		24.9235-0051.5 230003	ATE Ø 35
			→	☐; W1000001→; → 11/96		24.9235-0052.5 230004	ATE Ø 35
1.8 i 16V (F68)	85	10/95→09/00	←	☐; → W7999999		24.3521-1701.5 240001	ATE Ø 52 - Halter
			←	☐; → W7999999		24.3521-1702.5 240002	ATE Ø 52 - Halter
			←	☐; X1000001→		24.3571-1761.5 240461	ATE Ø 57 - Halter
			←	☐; X1000001→		24.3571-1762.5 240462	ATE Ø 57 - Halter
			→	☐; → V7999999		13.2351-0025.2 210210	ATE Ø 35
			→	☐; → V7999999		13.2351-0026.2 210211	ATE Ø 35
			→	☐; W1000001→		24.9235-0051.5 230003	ATE Ø 35
			→	☐; W1000001→		24.9235-0052.5 230004	ATE Ø 35
2.0 DI 16V (F68)	60	11/96→06/00	←	☐; → W7999999		24.3521-1701.5 240001	ATE Ø 52 - Halter
			←	☐; → W7999999		24.3521-1702.5 240002	ATE Ø 52 - Halter
			←	☐; X1000001→		24.3571-1761.5 240461	ATE Ø 57 - Halter
			←	☐; X1000001→		24.3571-1762.5 240462	ATE Ø 57 - Halter
2.0 i (F68) 2.0 i 16V (F68) 2.5 (F68) 2.5 i V6 (F68)	82 100 144 125	10/95→02/02 10/95→06/00 10/99→06/00 10/95→09/00	←	☐		24.3571-1761.5 240461	ATE Ø 57 - Halter
			←	☐		24.3571-1762.5 240462	ATE Ø 57 - Halter
			→	☐; → V7999999		13.2351-0025.2 210210	ATE Ø 35
			→	☐; → V7999999		13.2351-0026.2 210211	ATE Ø 35
			→	☐; W1000001→		24.9235-0051.5 230003	ATE Ø 35
			→	☐; W1000001→		24.9235-0052.5 230004	ATE Ø 35
2.2 DTI 16V (F68)	88	09/00→04/02	←	☐		24.3571-1761.5 240461	ATE Ø 57 - Halter
			←	☐		24.3571-1762.5 240462	ATE Ø 57 - Halter
			→	☐		24.9235-0051.5 230003	ATE Ø 35
			→	☐		24.9235-0052.5 230004	ATE Ø 35
2.2 DTI 16V (F68) 2.2 i 16V (F68) 2.6 i V6 (F68)	92 108 125	09/00→07/03 09/00→07/03 09/00→07/03	←	☐; → 04/02		24.3571-1761.5 240461	ATE Ø 57 - Halter
			←	☐; → 04/02		24.3571-1762.5 240462	ATE Ø 57 - Halter
			→	☐; → 04/02		24.9235-0051.5 230003	ATE Ø 35
			→	☐; → 04/02		24.9235-0052.5 230004	ATE Ø 35
<b>Feder, Bremssattel</b>							
1.6 i (F68)	55	10/95→07/03		→ W7999999	2	11.8116-0097.1 390590	ATE

	kw			 	! #		
<b>OPEL - VECTRA B CC (J96) 10/95→07/03</b>							
<b>Feder, Bremssattel</b>							
1.6 i 16V (F68)	74	10/95→07/02		X1000001→; → 04/02	2	11.8116-0292.1 390521	ATE
1.8 i 16V (F68)	92	09/00→07/03					
2.0 DTI 16V (F68)	74	06/97→07/03					
1.7 TD (F68)	60	10/95→12/98		→ 11/96	2	11.8116-0097.1 390590	ATE
1.8 i 16V (F68)	85	10/95→09/00		→ W7999999	2	11.8116-0097.1 390590	ATE
2.0 DI 16V (F68)	60	11/96→06/00		X1000001→	2	11.8116-0292.1 390521	ATE
2.0 i (F68)	82	10/95→02/02			2	11.8116-0292.1 390521	ATE
2.0 i 16V (F68)	100	10/95→06/00					
2.2 DTI 16V (F68)	88	09/00→04/02					
2.5 (F68)	144	10/99→06/00					
2.5 i V6 (F68)	125	10/95→09/00					
2.2 DTI 16V (F68)	92	09/00→07/03		→ 04/02	2	11.8116-0292.1 390521	ATE
2.2 i 16V (F68)	108	09/00→07/03					
2.6 i V6 (F68)	125	09/00→07/03					
<b>Führungshülzensatz, Bremssattel</b>							
1.6 i (F68)	55	10/95→07/03	←	X1000001→; → 04/02		11.0101-5407.2 260011	ATE
1.6 i 16V (F68)	74	10/95→07/02					
1.8 i 16V (F68)	92	09/00→07/03	←	→ W7999999		11.0101-5407.2 260011	ATE
2.0 DTI 16V (F68)	74	06/97→07/03					
1.7 TD (F68)	60	10/95→12/98	←	→ 11/96		11.0101-5407.2 260011	ATE
1.8 i 16V (F68)	85	10/95→09/00	←	X1000001→		11.0101-5407.2 260011	ATE
2.0 DI 16V (F68)	60	11/96→06/00	←	→ W7999999		11.0101-5407.2 260011	ATE
2.0 i (F68)	82	10/95→02/02	←			11.0101-5407.2 260011	ATE
2.0 i 16V (F68)	100	10/95→06/00					
2.2 DTI 16V (F68)	88	09/00→04/02					
2.5 (F68)	144	10/99→06/00					
2.5 i V6 (F68)	125	10/95→09/00					
2.2 DTI 16V (F68)	92	09/00→07/03	←	→ 04/02		11.0101-5407.2 260011	ATE
2.2 i 16V (F68)	108	09/00→07/03					
2.6 i V6 (F68)	125	09/00→07/03					
<b>Führungsbolzen, Bremssattel</b>							
1.6 i (F68)	55	10/95→07/03		→ W7999999		11.8171-0008.1 990049	ATE
1.6 i 16V (F68)	74	10/95→07/02					
1.8 i 16V (F68)	92	09/00→07/03	←	X1000001→; → 04/02		11.8171-0008.1 990049	ATE
2.0 DTI 16V (F68)	74	06/97→07/03					
1.7 TD (F68)	60	10/95→12/98		→ 11/96		11.8171-0008.1 990049	ATE
1.8 i 16V (F68)	85	10/95→09/00		→ W7999999		11.8171-0008.1 990049	ATE
2.0 DI 16V (F68)	60	11/96→06/00	←	X1000001→		11.8171-0008.1 990049	ATE
2.0 i (F68)	82	10/95→02/02	←			11.8171-0008.1 990049	ATE
2.0 i 16V (F68)	100	10/95→06/00					
2.2 DTI 16V (F68)	88	09/00→04/02					
2.5 (F68)	144	10/99→06/00					
2.5 i V6 (F68)	125	10/95→09/00					
2.2 DTI 16V (F68)	92	09/00→07/03	←	→ 04/02		11.8171-0008.1 990049	ATE
2.2 i 16V (F68)	108	09/00→07/03					
2.6 i V6 (F68)	125	09/00→07/03					
<b>Dichtungssatz, Bremssattel</b>							
1.6 i (F68)	55	10/95→07/03	←	→ W7999999		11.0441-5202.2 250026	ATE
			←	X1000001→; → 04/02		11.0441-5704.2 250034	ATE
1.6 i 16V (F68)	74	10/95→07/02	←	→ W7999999		11.0441-5202.2 250026	ATE
1.8 i 16V (F68)	92	09/00→07/03	←	X1000001→; → 04/02		11.0441-5704.2 250034	ATE
2.0 DTI 16V (F68)	74	06/97→07/03	→	→ W7999999		13.0441-3506.2 250052	ATE
			→	W1000001→; → 04/02		13.0441-3507.2 250053	ATE
1.7 TD (F68)	60	10/95→12/98	←	→ 11/96		11.0441-5202.2 250026	ATE
			→	→ W7999999		13.0441-3506.2 250052	ATE
			→	W1000001→; → 11/96		13.0441-3507.2 250053	ATE
1.8 i 16V (F68)	85	10/95→09/00	←	→ W7999999		11.0441-5202.2 250026	ATE
			←	X1000001→		11.0441-5704.2 250034	ATE
			→	→ W7999999		13.0441-3506.2 250052	ATE
			→	W1000001→		13.0441-3507.2 250053	ATE
2.0 DI 16V (F68)	60	11/96→06/00	←	→ W7999999		11.0441-5202.2 250026	ATE
			←	X1000001→		11.0441-5704.2 250034	ATE
2.0 i (F68)	82	10/95→02/02	←			11.0441-5704.2 250034	ATE
2.0 i 16V (F68)	100	10/95→06/00					
2.5 (F68)	144	10/99→06/00	→	→ W7999999		13.0441-3506.2 250052	ATE
2.5 i V6 (F68)	125	10/95→09/00					
↓							








	kw			 	! #		
<b>OPEL - VECTRA B CC (J96) 10/95→07/03</b>							
<b>Dichtungssatz, Bremssattel</b>							
2.0 i (F68)	82	10/95→02/02	➔	W1000001→		13.0441-3507.2 250053	ATE
2.0 i 16V (F68)	100	10/95→06/00					
2.5 (F68)	144	10/99→06/00					
2.5 i V6 (F68)	125	10/95→09/00					
2.2 DTI 16V (F68)	88	09/00→04/02	➔			11.0441-5704.2 250034	ATE
			➔			13.0441-3507.2 250053	ATE
2.2 DTI 16V (F68)	92	09/00→07/03	➔	→ 04/02		11.0441-5704.2 250034	ATE
2.2 i 16V (F68)	108	09/00→07/03	➔	→ 04/02		13.0441-3507.2 250053	ATE
2.6 i V6 (F68)	125	09/00→07/03	➔	→ 04/02			
<b> Bremsschlauch</b>							
1.6 i (F68)	55	10/95→07/03	➔	→ 04/02	2	24.5231-0391.3 331424	L= 391
1.6 i 16V (F68)	74	10/95→07/02	➔	→ 04/02	2	24.5233-0200.3 330425	L= 198
1.8 i 16V (F68)	92	09/00→07/03	➔				
2.0 DTI 16V (F68)	74	06/97→07/03					
2.2 DTI 16V (F68)	92	09/00→07/03					
2.2 i 16V (F68)	108	09/00→07/03					
2.6 i V6 (F68)	125	09/00→07/03					
1.7 TD (F68)	60	10/95→12/98	➔	→ 11/96	2	24.5231-0391.3 331424	L= 391
			➔	→ 11/96	2	24.5233-0200.3 330425	L= 198
1.8 i 16V (F68)	85	10/95→09/00	➔		2	24.5231-0391.3 331424	L= 391
2.0 DI 16V (F68)	60	11/96→06/00	➔		2	24.5233-0200.3 330425	L= 198
2.0 i (F68)	82	10/95→02/02	➔				
2.0 i 16V (F68)	100	10/95→06/00	➔				
2.2 DTI 16V (F68)	88	09/00→04/02					
2.5 (F68)	144	10/99→06/00					
2.5 i V6 (F68)	125	10/95→09/00					
<b>OPEL - VECTRA C (Z02) 04/02→01/09</b>							
<b> Bremssattel</b>							
1.6 (F69)	77	08/05→08/08	➔	☐; nur paarweise austauschen		11.9571-9781.2 220659	ATE Ø 57 - Halter
			➔	☐		11.9387-7003.2 220567	ATE Ø 38 - Halter
			➔	☐		11.9387-7004.2 220568	ATE Ø 38 - Halter
			➔	☐; V		11.9387-7005.2 220569	ATE Ø 38 - Halter
			➔	☐; V		11.9387-7006.2 220570	ATE Ø 38 - Halter
1.6 16V (F69)	74	06/04→09/08	➔	☐; nur paarweise austauschen		11.9571-9781.2 220659	ATE Ø 57 - Halter
1.9 CDTI (F69)	110	04/04→08/08	➔	☐		11.9387-7003.2 220567	ATE Ø 38 - Halter
2.0 DTI 16V (F69)	74	04/02→08/06	➔	☐		11.9387-7004.2 220568	ATE Ø 38 - Halter
			➔	☐; V		11.9387-7005.2 220569	ATE Ø 38 - Halter
			➔	☐; V		11.9387-7006.2 220570	ATE Ø 38 - Halter
1.8 (F69)	81	04/02→07/08	➔	☐; für Fahrzeuge ohne Sportfahrwerk; nur paarweise austauschen		11.9571-9781.2 220659	ATE Ø 57 - Halter
1.8 16V	90	04/02→09/08	➔				
2.2 DGi (F69)	114	10/03→08/08	➔	☐		11.9387-7003.2 220567	ATE Ø 38 - Halter
2.2 DTI 16V (F69)	86	04/02→12/04	➔	☐		11.9387-7004.2 220568	ATE Ø 38 - Halter
2.2 DTI 16V (F69)	92	04/02→07/04	➔	☐; V		11.9387-7005.2 220569	ATE Ø 38 - Halter
			➔	☐; V		11.9387-7006.2 220570	ATE Ø 38 - Halter
1.8 (F69)	103	08/05→08/08	➔	☐; für Fahrzeuge mit Sportfahrwerk; für Polizeifahrzeuge		11.9571-9779.2 220657	ATE Ø 57 - Halter
			➔	☐; für Fahrzeuge mit Sportfahrwerk; für Polizeifahrzeuge		11.9571-9780.2 220658	ATE Ø 57 - Halter
			➔	☐; für Fahrzeuge mit Sportfahrwerk; nur paarweise austauschen		11.9571-9781.2 220659	ATE Ø 57 - Halter
			➔	☐		11.9387-7003.2 220567	ATE Ø 38 - Halter
			➔	☐		11.9387-7004.2 220568	ATE Ø 38 - Halter
			➔	☐; V		11.9387-7005.2 220569	ATE Ø 38 - Halter
			➔	☐; V		11.9387-7006.2 220570	ATE Ø 38 - Halter
1.9 CDTI (F69)	74	10/05→08/08	➔	☐; 61000001→; für Polizeifahrzeuge		11.9571-9779.2 220657	ATE Ø 57 - Halter
			➔	☐; 61000001→; für Polizeifahrzeuge		11.9571-9780.2 220658	ATE Ø 57 - Halter
			➔	☐; 61000001→; nicht für Polizeifahrzeuge; nur paarweise austauschen		11.9571-9781.2 220659	ATE Ø 57 - Halter
			➔	☐		11.9387-7003.2 220567	ATE Ø 38 - Halter
			➔	☐		11.9387-7004.2 220568	ATE Ø 38 - Halter
			➔	☐; V		11.9387-7005.2 220569	ATE Ø 38 - Halter

	kw			 	! #			
<b>OPEL - VECTRA C (Z02) 04/02→01/09</b>								
<b>Bremssattel</b>								
1.9 CDTi (F69)	74	10/05→08/08	➔	☐; V		11.9387-7006.2 220570	ATE Ø 38 - Halter	
1.9 CDTi (F69)	88	04/04→01/09	➔	☐; → 10/08; nur paarweise austauschen		11.9571-9781.2 220659	ATE Ø 57 - Halter	
			➔	☐; → 10/08		11.9387-7003.2 220567	ATE Ø 38 - Halter	
			➔	☐; → 10/08		11.9387-7004.2 220568	ATE Ø 38 - Halter	
			➔	☐; V; → 10/08		11.9387-7005.2 220569	ATE Ø 38 - Halter	
			➔	☐; V; → 10/08		11.9387-7006.2 220570	ATE Ø 38 - Halter	
2.0 16V Turbo (F69)	129	03/03→08/08	➔	☐		11.9387-7003.2 220567	ATE Ø 38 - Halter	
			➔	☐		11.9387-7004.2 220568	ATE Ø 38 - Halter	
			➔	☐; V		11.9387-7005.2 220569	ATE Ø 38 - Halter	
			➔	☐; V		11.9387-7006.2 220570	ATE Ø 38 - Halter	
2.2 16V (F69)	108	04/02→12/08	➔	☐; für Fahrzeuge ohne Sportfahrwerk; → 10/08; nur paarweise austauschen		11.9571-9781.2 220659	ATE Ø 57 - Halter	
			➔	☐; → 10/08		11.9387-7003.2 220567	ATE Ø 38 - Halter	
			➔	☐; → 10/08		11.9387-7004.2 220568	ATE Ø 38 - Halter	
			➔	☐; V; → 10/08		11.9387-7005.2 220569	ATE Ø 38 - Halter	
			➔	☐; V; → 10/08		11.9387-7006.2 220570	ATE Ø 38 - Halter	
2.8 V6 Turbo (F69) 2.8 V6 Turbo (F69)	169 184	08/05→10/06 08/05→08/08	➔	☐; 61000001→; - OPC / -VXR		11.9606-9971.2 220589	ATE Ø 60 - Halter	
			➔	☐; 61000001→; + OPC / +VXR		11.9606-9971.2 220589	ATE Ø 60 - Halter	
			➔	☐; 61000001→; - OPC / -VXR		11.9606-9972.2 220590	ATE Ø 60 - Halter	
			➔	☐; 61000001→; + OPC / +VXR		11.9606-9972.2 220590	ATE Ø 60 - Halter	
				➔	☐		11.9387-7003.2 220567	ATE Ø 38 - Halter
				➔	☐		11.9387-7004.2 220568	ATE Ø 38 - Halter
				➔	☐; V		11.9387-7005.2 220569	ATE Ø 38 - Halter
				➔	☐; V		11.9387-7006.2 220570	ATE Ø 38 - Halter
2.8 V6 Turbo (F69) 2.8 V6 Turbo OPC (F69)	188 206	08/05→09/06 09/06→08/08	➔	☐; 61000001→		11.9576-9945.2 220931	ATE Ø 57 - Halter	
			➔	☐; 61000001→		11.9576-9946.2 220932	ATE Ø 57 - Halter	
			➔	☐		11.9387-7005.2 220569	ATE Ø 38 - Halter	
			➔	☐		11.9387-7006.2 220570	ATE Ø 38 - Halter	
3.0 CDTi (F69)	135	08/05→08/08	➔	☐; 61000001→		11.9606-9971.2 220589	ATE Ø 60 - Halter	
			➔	☐; 61000001→		11.9606-9972.2 220590	ATE Ø 60 - Halter	
			➔	☐		11.9387-7003.2 220567	ATE Ø 38 - Halter	
			➔	☐		11.9387-7004.2 220568	ATE Ø 38 - Halter	
			➔	☐; V		11.9387-7005.2 220569	ATE Ø 38 - Halter	
			➔	☐; V		11.9387-7006.2 220570	ATE Ø 38 - Halter	
3.0 CDTi (F69) 3.2 V6 (F69)	130 155	02/03→07/05 08/02→07/06	➔	☐; 31070294→		11.9606-9971.2 220589	ATE Ø 60 - Halter	
			➔	☐; 31070294→		11.9606-9972.2 220590	ATE Ø 60 - Halter	
			➔	☐		11.9387-7003.2 220567	ATE Ø 38 - Halter	
			➔	☐		11.9387-7004.2 220568	ATE Ø 38 - Halter	
			➔	☐; V		11.9387-7005.2 220569	ATE Ø 38 - Halter	
			➔	☐; V		11.9387-7006.2 220570	ATE Ø 38 - Halter	
<b>Bremssattelachssatz</b>								
1.8 (F69) 1.8 16V 2.2 DGi (F69) 2.2 DTi 16V (F69) 2.2 DTi 16V (F69)	81 90 114 86 92	04/02→07/08 04/02→09/08 10/03→08/08 04/02→12/04 04/02→07/04	➔	für Fahrzeuge mit Sportfahrwerk	2	11.0530-0004.2 220933	ATE Ø 57 - Halter	
2.0 16V Turbo (F69)	129	03/03→08/08	➔		2	11.0530-0004.2 220933	ATE Ø 57 - Halter	
2.2 16V (F69)	108	04/02→12/08	➔	für Fahrzeuge mit Sportfahrwerk; → 10/08	2	11.0530-0004.2 220933	ATE Ø 57 - Halter	
3.0 CDTi (F69) 3.2 V6 (F69)	130 155	02/03→07/05 08/02→07/06	➔	→ 31070293	2	11.0530-0004.2 220933	ATE Ø 57 - Halter	
<b>Halter, Bremssattel</b>								
1.6 (F69) 1.6 16V (F69) 1.8 (F69) 1.8 (F69) 1.8 16V ↓	77 74 81 103 90	08/05→08/08 06/04→09/08 04/02→07/08 08/05→08/08 04/02→09/08	➔			11.8170-0633.1 260117	ATE	



	kw			 	! #		
<b>OPEL - VECTRA C (Z02) 04/02→01/09</b>							
<b>Halter, Bremssattel</b>							
1.9 CDTi (F69)	74	10/05→08/08	➔			11.8170-0633.1	260117 ATE
1.9 CDTi (F69)	110	04/04→08/08					
2.0 16V Turbo (F69)	129	03/03→08/08					
2.0 DTI 16V (F69)	74	04/02→08/06					
2.2 DGi (F69)	114	10/03→08/08					
2.2 DTI 16V (F69)	86	04/02→12/04					
2.2 DTI 16V (F69)	92	04/02→07/04					
2.8 V6 Turbo (F69)	169	08/05→10/06					
2.8 V6 Turbo (F69)	184	08/05→08/08					
3.0 CDTi (F69)	135	08/05→08/08					
3.0 CDTi (F69)	130	02/03→07/05					
3.2 V6 (F69)	155	08/02→07/06					
1.9 CDTi (F69)	88	04/04→01/09	➔	→ 10/08		11.8170-0633.1	260117 ATE
2.2 16V (F69)	108	04/02→12/08					
<b>Feder, Bremssattel</b>							
1.6 (F69)	77	08/05→08/08			2	11.8116-0295.2	390524 ATE
					2	11.8116-0340.1	390595 ATE
			←		2	11.8116-0356.1	390586 ATE
			➔	V	2	11.8116-0340.1	390595 ATE
1.6 16V (F69)	74	06/04→09/08			2	11.8116-0295.2	390524 ATE
1.9 CDTi (F69)	110	04/04→08/08			2	11.8116-0340.1	390595 ATE
2.0 DTI 16V (F69)	74	04/02→08/06			2	11.8116-0340.1	390595 ATE
			←		2	11.8116-0356.1	390586 ATE
			➔	V	2	11.8116-0340.1	390595 ATE
1.8 (F69)	81	04/02→07/08		für Fahrzeuge ohne Sportfahrwerk	2	11.8116-0295.2	390524 ATE
1.8 16V	90	04/02→09/08		für Fahrzeuge mit Sportfahrwerk	2	11.8116-0325.2	390461 ATE
2.2 DGi (F69)	114	10/03→08/08			2	11.8116-0340.1	390595 ATE
2.2 DTI 16V (F69)	86	04/02→12/04			2	11.8116-0340.1	390595 ATE
2.2 DTI 16V (F69)	92	04/02→07/04	←	für Fahrzeuge ohne Sportfahrwerk	2	11.8116-0356.1	390586 ATE
			➔	V	2	11.8116-0340.1	390595 ATE
1.8 (F69)	103	08/05→08/08		für Fahrzeuge mit Sportfahrwerk	2	11.8116-0295.2	390524 ATE
					2	11.8116-0340.1	390595 ATE
			←	für Fahrzeuge mit Sportfahrwerk; für Polizeifahrzeuge	2	11.8116-0356.1	390586 ATE
			←	für Fahrzeuge mit Sportfahrwerk	2	11.8116-0356.1	390586 ATE
			➔	V	2	11.8116-0340.1	390595 ATE
1.9 CDTi (F69)	74	10/05→08/08		61000001→; nicht für Polizeifahrzeuge	2	11.8116-0295.2	390524 ATE
					2	11.8116-0340.1	390595 ATE
			←	61000001→	2	11.8116-0356.1	390586 ATE
			➔	V	2	11.8116-0340.1	390595 ATE
1.9 CDTi (F69)	88	04/04→01/09		→ 10/08	2	11.8116-0295.2	390524 ATE
				→ 10/08	2	11.8116-0340.1	390595 ATE
			←	→ 10/08	2	11.8116-0356.1	390586 ATE
			➔	V; → 10/08	2	11.8116-0340.1	390595 ATE
2.0 16V Turbo (F69)	129	03/03→08/08			2	11.8116-0325.2	390461 ATE
					2	11.8116-0340.1	390595 ATE
			➔	V	2	11.8116-0340.1	390595 ATE
2.2 16V (F69)	108	04/02→12/08		für Fahrzeuge ohne Sportfahrwerk; → 10/08	2	11.8116-0295.2	390524 ATE
				für Fahrzeuge mit Sportfahrwerk; → 10/08	2	11.8116-0325.2	390461 ATE
				→ 10/08	2	11.8116-0340.1	390595 ATE
			←	für Fahrzeuge ohne Sportfahrwerk; → 10/08	2	11.8116-0356.1	390586 ATE
			➔	V; → 10/08	2	11.8116-0340.1	390595 ATE
2.8 V6 Turbo (F69)	169	08/05→10/06			2	11.8116-0340.1	390595 ATE
2.8 V6 Turbo (F69)	184	08/05→08/08	←	61000001→; + OPC / +VXR	2	11.8116-0345.2	390596 ATE
			←	61000001→; - OPC / -VXR	2	11.8116-0345.2	390596 ATE
			➔	V	2	11.8116-0340.1	390595 ATE
2.8 V6 Turbo (F69)	188	08/05→09/06		61000001→	2	11.8116-0410.2	390589 ATE
2.8 V6 Turbo OPC (F69)	206	09/06→08/08	➔		2	11.8116-0340.1	390595 ATE
3.0 CDTi (F69)	135	08/05→08/08			2	11.8116-0340.1	390595 ATE
			←	61000001→	2	11.8116-0345.2	390596 ATE
			➔	V	2	11.8116-0340.1	390595 ATE
↓							



	kw			 	! #		
<b>OPEL - VECTRA C (Z02) 04/02→01/09</b>							
<b>Feder, Bremssattel</b>							
3.0 CDTi (F69)	130	02/03→07/05		→ 31070293	2	11.8116-0325.2 390461	ATE
3.2 V6 (F69)	155	08/02→07/06			2	11.8116-0340.1 390595	ATE
			←	31070294→	2	11.8116-0345.2 390596	ATE
			→	V	2	11.8116-0340.1 390595	ATE
<b>Führungshülsensatz, Bremssattel</b>							
1.6 (F69)	77	08/05→08/08	←			11.0101-5407.2 260011	ATE
			→			11.0101-5407.2 260011	ATE
			→	V		11.0101-5407.2 260011	ATE
1.6 16V (F69)	74	06/04→09/08	←			11.0101-5407.2 260011	ATE
1.8 (F69)	81	04/02→07/08	→	V		11.0101-5407.2 260011	ATE
1.8 16V	90	04/02→09/08	→			11.0101-5407.2 260011	ATE
1.9 CDTi (F69)	110	04/04→08/08	→			11.0101-5407.2 260011	ATE
2.0 16V Turbo (F69)	129	03/03→08/08					
2.0 DTi 16V (F69)	74	04/02→08/06					
2.2 DGi (F69)	114	10/03→08/08					
2.2 DTi 16V (F69)	86	04/02→12/04					
2.2 DTi 16V (F69)	92	04/02→07/04					
1.8 (F69)	103	08/05→08/08	←	für Fahrzeuge mit Sportfahrwerk; für Polizeifahrzeuge		11.0101-5407.2 260011	ATE
			←	für Fahrzeuge mit Sportfahrwerk		11.0101-5407.2 260011	ATE
			→			11.0101-5407.2 260011	ATE
			→	V		11.0101-5407.2 260011	ATE
1.9 CDTi (F69)	74	10/05→08/08	←	61000001→		11.0101-5407.2 260011	ATE
3.0 CDTi (F69)	135	08/05→08/08	→			11.0101-5407.2 260011	ATE
			→	V		11.0101-5407.2 260011	ATE
1.9 CDTi (F69)	88	04/04→01/09	←	→ 10/08		11.0101-5407.2 260011	ATE
2.2 16V (F69)	108	04/02→12/08	→	→ 10/08		11.0101-5407.2 260011	ATE
			→	V; → 10/08		11.0101-5407.2 260011	ATE
2.8 V6 Turbo (F69)	169	08/05→10/06	←	61000001→; + OPC / +VXR		11.0101-5407.2 260011	ATE
2.8 V6 Turbo (F69)	184	08/05→08/08	←	61000001→; - OPC / -VXR		11.0101-5407.2 260011	ATE
			→			11.0101-5407.2 260011	ATE
			→	V		11.0101-5407.2 260011	ATE
2.8 V6 Turbo (F69)	188	08/05→09/06	←	61000001→		11.0101-5407.2 260011	ATE
2.8 V6 Turbo OPC (F69)	206	09/06→08/08	→			11.0101-5407.2 260011	ATE
3.0 CDTi (F69)	130	02/03→07/05	←	31070294→		11.0101-5407.2 260011	ATE
3.2 V6 (F69)	155	08/02→07/06	←	→ 31070293		11.0101-5407.2 260011	ATE
			→	V		11.0101-5407.2 260011	ATE
			→			11.0101-5407.2 260011	ATE
<b>Führungsbolzen, Bremssattel</b>							
1.6 (F69)	77	08/05→08/08		V		11.8171-0008.1 990049	ATE
						11.8171-0008.1 990049	ATE
						11.8171-0008.1 990049	ATE
1.6 16V (F69)	74	06/04→09/08		V		11.8171-0008.1 990049	ATE
1.8 (F69)	81	04/02→07/08				11.8171-0008.1 990049	ATE
1.8 16V	90	04/02→09/08				11.8171-0008.1 990049	ATE
1.9 CDTi (F69)	110	04/04→08/08				11.8171-0008.1 990049	ATE
2.0 16V Turbo (F69)	129	03/03→08/08					
2.0 DTi 16V (F69)	74	04/02→08/06					
2.2 DGi (F69)	114	10/03→08/08					
2.2 DTi 16V (F69)	86	04/02→12/04					
2.2 DTi 16V (F69)	92	04/02→07/04					
1.8 (F69)	103	08/05→08/08		für Fahrzeuge mit Sportfahrwerk; für Polizeifahrzeuge		11.8171-0008.1 990049	ATE
				V		11.8171-0008.1 990049	ATE
				für Fahrzeuge mit Sportfahrwerk		11.8171-0008.1 990049	ATE
						11.8171-0008.1 990049	ATE
1.9 CDTi (F69)	74	10/05→08/08		V		11.8171-0008.1 990049	ATE
3.0 CDTi (F69)	135	08/05→08/08				11.8171-0008.1 990049	ATE
				61000001→		11.8171-0008.1 990049	ATE
1.9 CDTi (F69)	88	04/04→01/09		→ 10/08		11.8171-0008.1 990049	ATE
2.2 16V (F69)	108	04/02→12/08		→ 10/08		11.8171-0008.1 990049	ATE
↓							

### OPEL - VECTRA C (Z02) 04/02→01/09

#### Führungsbolzen, Bremsattel

1.9 CDTi (F69)	88	04/04→01/09		V; → 10/08		11.8171-0008.1	990049	ATE
2.2 16V (F69)	108	04/02→12/08						
2.8 V6 Turbo (F69)	169	08/05→10/06				11.8171-0008.1	990049	ATE
2.8 V6 Turbo (F69)	184	08/05→08/08		V		11.8171-0008.1	990049	ATE
				61000001→; - OPC / -VXR		11.8171-0008.1	990049	ATE
				61000001→; + OPC / +VXR		11.8171-0008.1	990049	ATE
2.8 V6 Turbo (F69)	188	08/05→09/06		61000001→		11.8171-0008.1	990049	ATE
2.8 V6 Turbo OPC (F69)	206	09/06→08/08				11.8171-0008.1	990049	ATE
3.0 CDTi (F69)	130	02/03→07/05				11.8171-0008.1	990049	ATE
3.2 V6 (F69)	155	08/02→07/06		V		11.8171-0008.1	990049	ATE
				→ 31070293		11.8171-0008.1	990049	ATE
				31070294→		11.8171-0008.1	990049	ATE

#### Dichtungssatz, Bremsattel

2.8 V6 Turbo (F69)	169	08/05→10/06	←	61000001→; - OPC / -VXR		11.0441-6008.2	250038	ATE für Kolben-Ø [mm]: 60
2.8 V6 Turbo (F69)	184	08/05→08/08						
3.0 CDTi (F69)	135	08/05→08/08	←	61000001→		11.0441-6008.2	250038	ATE für Kolben-Ø [mm]: 60
3.0 CDTi (F69)	130	02/03→07/05	←	31070294→		11.0441-6008.2	250038	ATE für Kolben-Ø [mm]: 60
3.2 V6 (F69)	155	08/02→07/06						









#### Bremsschlauch








1.6 (F69)	77	08/05→08/08	←		2	83.7807-0412.3	331098	L= 412
1.6 16V (F69)	74	06/04→09/08						
1.8 (F69)	81	04/02→07/08	→		2	24.5259-0315.3	330882	L= 315
1.8 (F69)	103	08/05→08/08						
1.8 16V	90	04/02→09/08						
1.9 CDTi (F69)	74	10/05→08/08						
1.9 CDTi (F69)	110	04/04→08/08						
2.0 16V Turbo (F69)	129	03/03→08/08						
2.0 DTi 16V (F69)	74	04/02→08/06						
2.2 DGi (F69)	114	10/03→08/08						
2.2 DTi 16V (F69)	86	04/02→12/04						
2.2 DTi 16V (F69)	92	04/02→07/04						
2.8 V6 Turbo (F69)	169	08/05→10/06						
2.8 V6 Turbo (F69)	184	08/05→08/08						
2.8 V6 Turbo (F69)	188	08/05→09/06						
2.8 V6 Turbo OPC (F69)	206	09/06→08/08						
3.0 CDTi (F69)	135	08/05→08/08						
3.0 CDTi (F69)	130	02/03→07/05						
3.2 V6 (F69)	155	08/02→07/06						
1.9 CDTi (F69)	88	04/04→01/09	←	→ 10/08	2	83.7807-0412.3	331098	L= 412
2.2 16V (F69)	108	04/02→12/08	→	→ 10/08	2	24.5259-0315.3	330882	L= 315








### OPEL - VECTRA C Caravan (Z02) 10/03→01/09








#### Bremsattel

1.6 (F35)	77	12/05→08/08	←	☐; 06/06→; nur paarweise austauschen		11.9571-9781.2	220659	ATE Ø 57 - Halter
			→	☐; 06/06→; → 41085480		11.9407-7001.2	220573	ATE Ø 40 - Halter
			→	☐; 06/06→; → 41085480		11.9407-7002.2	220574	ATE Ø 40 - Halter
			→	☐; 06/06→; → 41085480; V		11.9407-7003.2	220835	ATE Ø 40 - Halter
			→	☐; 06/06→; → 41085480; V		11.9407-7004.2	220836	ATE Ø 40 - Halter
			→	☐; 41085481→		11.9407-7005.2	220637	ATE Ø 40 - Halter
			→	☐; 41085481→		11.9407-7006.2	220638	ATE Ø 40 - Halter
1.6 16V (F35) 1.9 CDTi (F35) 2.0 DTi (F35)	74 110 74	06/04→09/05 04/04→08/08 10/03→08/05	←	☐; nur paarweise austauschen		11.9571-9781.2	220659	ATE Ø 57 - Halter
			→	☐; → 41085480		11.9407-7001.2	220573	ATE Ø 40 - Halter
			→	☐; → 41085480		11.9407-7002.2	220574	ATE Ø 40 - Halter
			→	☐; V; → 41085480		11.9407-7003.2	220835	ATE Ø 40 - Halter
			→	☐; V; → 41085480		11.9407-7004.2	220836	ATE Ø 40 - Halter
			→	☐; 41085481→		11.9407-7005.2	220637	ATE Ø 40 - Halter
			→	☐; 41085481→		11.9407-7006.2	220638	ATE Ø 40 - Halter
1.8 (F35) 2.2 direct (F35) 2.2 DTi (F35)	90 114 92	10/03→09/06 10/03→08/08 10/03→12/05	←	☐; für Fahrzeuge ohne Sportfahrwerk; nur paarweise austauschen		11.9571-9781.2	220659	ATE Ø 57 - Halter
			→	☐; → 41085480		11.9407-7001.2	220573	ATE Ø 40 - Halter
			→	☐; → 41085480		11.9407-7002.2	220574	ATE Ø 40 - Halter
			→	☐; V; → 41085480		11.9407-7003.2	220835	ATE Ø 40 - Halter
			→	☐; V; → 41085480		11.9407-7004.2	220836	ATE Ø 40 - Halter








	kw			 	! #		
<b>OPEL - VECTRA C Caravan (Z02) 10/03→01/09</b>							
 <b>Bremssattel</b>							
1.8 (F35)	90	10/03→09/06	➡	☐; 41085481→		<b>11.9407-7005.2</b>	<b>220637</b> ATE Ø 40 - Halter
2.2 direct (F35)	114	10/03→08/08	➡	☐; 41085481→		<b>11.9407-7006.2</b>	<b>220638</b> ATE Ø 40 - Halter
2.2 DTI (F35)	92	10/03→12/05	➡	☐; 41085481→		<b>11.9407-7006.2</b>	<b>220638</b> ATE Ø 40 - Halter
1.8 (F35)	103	08/05→08/08	←	☐; für Fahrzeuge mit Sportfahrwerk; für Polizeifahrzeuge		<b>11.9571-9779.2</b>	<b>220657</b> ATE Ø 57 - Halter
			←	☐; für Fahrzeuge mit Sportfahrwerk; für Polizeifahrzeuge		<b>11.9571-9780.2</b>	<b>220658</b> ATE Ø 57 - Halter
			←	☐; für Fahrzeuge mit Sportfahrwerk; nicht für Polizeifahrzeuge; nur paarweise austauschen		<b>11.9571-9781.2</b>	<b>220659</b> ATE Ø 57 - Halter
			➡	☐; → 41085480		<b>11.9407-7001.2</b>	<b>220573</b> ATE Ø 40 - Halter
			➡	☐; → 41085480		<b>11.9407-7002.2</b>	<b>220574</b> ATE Ø 40 - Halter
			➡	☐; → 41085480; V		<b>11.9407-7003.2</b>	<b>220835</b> ATE Ø 40 - Halter
			➡	☐; → 41085480; V		<b>11.9407-7004.2</b>	<b>220836</b> ATE Ø 40 - Halter
			➡	☐; 41085481→		<b>11.9407-7005.2</b>	<b>220637</b> ATE Ø 40 - Halter
			➡	☐; 41085481→		<b>11.9407-7006.2</b>	<b>220638</b> ATE Ø 40 - Halter
			1.9 CDTI (F35)	74	06/05→08/08	←	☐; für Fahrzeuge mit Sportfahrwerk; für Polizeifahrzeuge
←	☐; für Fahrzeuge mit Sportfahrwerk; für Polizeifahrzeuge					<b>11.9571-9780.2</b>	<b>220658</b> ATE Ø 57 - Halter
←	☐; 61000001→; für Fahrzeuge ohne Sportfahrwerk; nicht für Polizeifahrzeuge; nur paarweise austauschen					<b>11.9571-9781.2</b>	<b>220659</b> ATE Ø 57 - Halter
➡	☐; → 41085480					<b>11.9407-7001.2</b>	<b>220573</b> ATE Ø 40 - Halter
➡	☐; → 41085480					<b>11.9407-7002.2</b>	<b>220574</b> ATE Ø 40 - Halter
➡	☐; → 41085480; V					<b>11.9407-7003.2</b>	<b>220835</b> ATE Ø 40 - Halter
➡	☐; → 41085480; V					<b>11.9407-7004.2</b>	<b>220836</b> ATE Ø 40 - Halter
➡	☐; 41085481→					<b>11.9407-7005.2</b>	<b>220637</b> ATE Ø 40 - Halter
➡	☐; 41085481→					<b>11.9407-7006.2</b>	<b>220638</b> ATE Ø 40 - Halter
1.9 CDTI (F35)	88	04/04→01/09				←	☐; → 10/08; für Fahrzeuge mit Sportfahrwerk; für Polizeifahrzeuge
			←	☐; → 10/08; für Fahrzeuge mit Sportfahrwerk; für Polizeifahrzeuge		<b>11.9571-9780.2</b>	<b>220658</b> ATE Ø 57 - Halter
			←	☐; → 10/08; für Fahrzeuge ohne Sportfahrwerk; nicht für Polizeifahrzeuge; nur paarweise austauschen		<b>11.9571-9781.2</b>	<b>220659</b> ATE Ø 57 - Halter
			➡	☐; → 41085480		<b>11.9407-7001.2</b>	<b>220573</b> ATE Ø 40 - Halter
			➡	☐; → 41085480		<b>11.9407-7002.2</b>	<b>220574</b> ATE Ø 40 - Halter
			➡	☐; V; → 41085480		<b>11.9407-7003.2</b>	<b>220835</b> ATE Ø 40 - Halter
			➡	☐; V; → 41085480		<b>11.9407-7004.2</b>	<b>220836</b> ATE Ø 40 - Halter
			➡	☐; 41085481→; → 10/08		<b>11.9407-7005.2</b>	<b>220637</b> ATE Ø 40 - Halter
			➡	☐; 41085481→; → 10/08		<b>11.9407-7006.2</b>	<b>220638</b> ATE Ø 40 - Halter
			2.0 Turbo (F35)	129	10/03→08/08	➡	☐; → 41085480
➡	☐; → 41085480					<b>11.9407-7002.2</b>	<b>220574</b> ATE Ø 40 - Halter
➡	☐; V; → 41085480					<b>11.9407-7003.2</b>	<b>220835</b> ATE Ø 40 - Halter
➡	☐; V; → 41085480					<b>11.9407-7004.2</b>	<b>220836</b> ATE Ø 40 - Halter
➡	☐; 41085481→					<b>11.9407-7007.2</b>	<b>220867</b> ATE Ø 40 - Halter
➡	☐; 41085481→					<b>11.9407-7008.2</b>	<b>220868</b> ATE Ø 40 - Halter
➡	☐; 41085481→					<b>11.9407-7007.2</b>	<b>220867</b> ATE Ø 40 - Halter
2.8 V6 Turbo (F35)	169	08/05→10/08	←	☐; 61000001→		<b>11.9606-9971.2</b>	<b>220589</b> ATE Ø 60 - Halter
			←	☐; 61000001→		<b>11.9606-9972.2</b>	<b>220590</b> ATE Ø 60 - Halter
			➡	☐; 41085481→		<b>11.9407-7007.2</b>	<b>220867</b> ATE Ø 40 - Halter
			➡	☐; 41085481→		<b>11.9407-7008.2</b>	<b>220868</b> ATE Ø 40 - Halter
2.8 V6 Turbo (F35)	184	08/05→08/08	←	☐		<b>11.9606-9971.2</b>	<b>220589</b> ATE Ø 60 - Halter
			←	☐		<b>11.9606-9972.2</b>	<b>220590</b> ATE Ø 60 - Halter
			➡	☐; 41085481→		<b>11.9407-7007.2</b>	<b>220867</b> ATE Ø 40 - Halter
			➡	☐; 41085481→		<b>11.9407-7008.2</b>	<b>220868</b> ATE Ø 40 - Halter
2.8 V6 Turbo (F35)	188	08/05→09/08	←	☐; 61000001→		<b>11.9576-9945.2</b>	<b>220931</b> ATE Ø 57 - Halter
↓							









	kW			 	! #						
<b>OPEL - VECTRA C Caravan (Z02) 10/03→01/09</b>											
<b>Bremssattel</b>											
2.8 V6 Turbo (F35)	188	08/05→09/08	←	☐; 61000001→		11.9576-9946.2	220932	ATE Ø 57 - Halter			
			→	☐		11.9407-7007.2	220867	ATE Ø 40 - Halter			
			→	☐		11.9407-7008.2	220868	ATE Ø 40 - Halter			
2.8 V6 Turbo (F35)	206	07/06→08/08	←	☐		11.9576-9945.2	220931	ATE Ø 57 - Halter			
			←	☐		11.9576-9946.2	220932	ATE Ø 57 - Halter			
			→	☐		11.9407-7007.2	220867	ATE Ø 40 - Halter			
			→	☐		11.9407-7008.2	220868	ATE Ø 40 - Halter			
			3.0 V6 CDTI (F35) 3.2 V6 (F35)	130 155	10/03→07/05 10/03→07/05	←	☐; 31070294→		11.9606-9971.2	220589	ATE Ø 60 - Halter
						←	☐; 31070294→		11.9606-9972.2	220590	ATE Ø 60 - Halter
→	☐; → 41085480					11.9407-7001.2	220573	ATE Ø 40 - Halter			
			→	☐; → 41085480		11.9407-7002.2	220574	ATE Ø 40 - Halter			
			→	☐; V; → 41085480		11.9407-7003.2	220835	ATE Ø 40 - Halter			
			→	☐; V; → 41085480		11.9407-7004.2	220836	ATE Ø 40 - Halter			
			→	☐; 41085481→		11.9407-7007.2	220867	ATE Ø 40 - Halter			
			→	☐; 41085481→		11.9407-7008.2	220868	ATE Ø 40 - Halter			
			3.0 V6 CDTI (F35)	135	08/05→08/08	←	☐		11.9606-9971.2	220589	ATE Ø 60 - Halter
←	☐					11.9606-9972.2	220590	ATE Ø 60 - Halter			
→	☐; → 41085480					11.9407-7001.2	220573	ATE Ø 40 - Halter			
			→	☐; → 41085480		11.9407-7002.2	220574	ATE Ø 40 - Halter			
			→	☐; → 41085480; V		11.9407-7003.2	220835	ATE Ø 40 - Halter			
			→	☐; → 41085480; V		11.9407-7004.2	220836	ATE Ø 40 - Halter			
			→	☐; 41085481→		11.9407-7007.2	220867	ATE Ø 40 - Halter			
			→	☐; 41085481→		11.9407-7008.2	220868	ATE Ø 40 - Halter			
			<b>Bremssattelachssatz</b>								
1.8 (F35) 2.2 direct (F35) 2.2 DTI (F35)	90 114 92	10/03→09/06 10/03→08/08 10/03→12/05	←	für Fahrzeuge mit Sportfahrwerk	2	11.0530-0004.2	220933	ATE Ø 57 - Halter			
			2.0 Turbo (F35)	129	10/03→08/08	←		2	11.0530-0004.2	220933	ATE Ø 57 - Halter
						←	→ 31070293	2	11.0530-0004.2	220933	ATE Ø 57 - Halter
3.0 V6 CDTI (F35) 3.2 V6 (F35)	130 155	10/03→07/05 10/03→07/05	←		2	11.0530-0004.2	220933	ATE Ø 57 - Halter			
<b>Halter, Bremssattel</b>											
1.6 (F35)	77	12/05→08/08	→	41085481→	2	11.8170-0633.1	260117	ATE			
			→	06/06→; → 41085480	2	11.8170-0633.1	260117	ATE			
1.6 16V (F35) 1.8 (F35) 1.8 (F35)	74 90 103	06/04→09/05 10/03→09/06 08/05→08/08	→	→ 41085480	2	11.8170-0633.1	260117	ATE			
			→	41085481→	2	11.8170-0633.1	260117	ATE			
			1.9 CDTI (F35) 1.9 CDTI (F35) 2.0 DTI (F35) 2.2 direct (F35) 2.2 DTI (F35)	74 110 74 114 92	06/05→08/08 04/04→08/08 10/03→08/05 10/03→08/08 10/03→12/05	→	→ 41085480	2	11.8170-0633.1	260117	ATE
→	41085481→; → 10/08	2				11.8170-0633.1	260117	ATE			
2.0 Turbo (F35) 3.0 V6 CDTI (F35) 3.0 V6 CDTI (F35) 3.2 V6 (F35)	129 130 135 155	10/03→08/08 10/03→07/05 08/05→08/08 10/03→07/05				→	41085481→	2	11.8170-0633.1	260117	ATE
			→	→ 41085480	2	11.8170-0633.1	260117	ATE			
			→	41085481→	2	11.8170-0633.1	260117	ATE			
2.8 V6 Turbo (F35) 2.8 V6 Turbo (F35)	169 184	08/05→10/08 08/05→08/08	→	41085481→	2	11.8170-0633.1	260117	ATE			
<b>Feder, Bremssattel</b>											
1.6 (F35)	77	12/05→08/08		06/06→	2	11.8116-0295.2	390524	ATE			
				41085481→	2	11.8116-0340.1	390595	ATE			
				06/06→; → 41085480; V	2	11.8116-0340.1	390595	ATE			
				06/06→; → 41085480	2	11.8116-0340.1	390595	ATE			
			←	06/06→	2	11.8116-0356.1	390586	ATE			
1.6 16V (F35) 1.9 CDTI (F35) 2.0 DTI (F35)	74 110 74	06/04→09/05 04/04→08/08 10/03→08/05			2	11.8116-0295.2	390524	ATE			
				41085481→	2	11.8116-0340.1	390595	ATE			
				V; → 41085480	2	11.8116-0340.1	390595	ATE			
				→ 41085480	2	11.8116-0340.1	390595	ATE			
↓											








	kw			 	! #		
<b>OPEL - VECTRA C Caravan (Z02) 10/03→01/09</b>							
<b>Feder, Bremssattel</b>							
1.6 16V (F35) 1.9 CDTI (F35) 2.0 DTI (F35)	74 110 74	06/04→09/05 04/04→08/08 10/03→08/05	←		2	11.8116-0356.1 390586	ATE
1.8 (F35) 2.2 direct (F35) 2.2 DTI (F35)	90 114 92	10/03→09/06 10/03→08/08 10/03→12/05		für Fahrzeuge ohne Sportfahrwerk	2	11.8116-0295.2 390524	ATE
				für Fahrzeuge mit Sportfahrwerk	2	11.8116-0325.2 390461	ATE
				41085481→	2	11.8116-0340.1 390595	ATE
				V; → 41085480	2	11.8116-0340.1 390595	ATE
				→ 41085480	2	11.8116-0340.1 390595	ATE
			←	für Fahrzeuge ohne Sportfahrwerk	2	11.8116-0356.1 390586	ATE
1.8 (F35)	103	08/05→08/08		für Fahrzeuge mit Sportfahrwerk; nicht für Polizeifahrzeuge	2	11.8116-0295.2 390524	ATE
				41085481→	2	11.8116-0340.1 390595	ATE
				→ 41085480	2	11.8116-0340.1 390595	ATE
				→ 41085480; V	2	11.8116-0340.1 390595	ATE
				für Fahrzeuge mit Sportfahrwerk; für Polizeifahrzeuge	2	11.8116-0356.1 390586	ATE
			←	für Fahrzeuge mit Sportfahrwerk; nicht für Polizeifahrzeuge	2	11.8116-0356.1 390586	ATE
1.9 CDTI (F35)	74	06/05→08/08		61000001→; für Fahrzeuge ohne Sportfahrwerk; nicht für Polizeifahrzeuge	2	11.8116-0295.2 390524	ATE
				41085481→	2	11.8116-0340.1 390595	ATE
				→ 41085480	2	11.8116-0340.1 390595	ATE
				→ 41085480; V	2	11.8116-0340.1 390595	ATE
				für Fahrzeuge mit Sportfahrwerk; für Polizeifahrzeuge	2	11.8116-0356.1 390586	ATE
			←	61000001→; für Fahrzeuge ohne Sportfahrwerk; nicht für Polizeifahrzeuge	2	11.8116-0356.1 390586	ATE
1.9 CDTI (F35)	88	04/04→01/09		→ 10/08; für Fahrzeuge ohne Sportfahrwerk; nicht für Polizeifahrzeuge	2	11.8116-0295.2 390524	ATE
				V; → 41085480	2	11.8116-0340.1 390595	ATE
				→ 41085480	2	11.8116-0340.1 390595	ATE
				41085481→; → 10/08	2	11.8116-0340.1 390595	ATE
				→ 10/08; für Fahrzeuge mit Sportfahrwerk; für Polizeifahrzeuge	2	11.8116-0356.1 390586	ATE
			←	→ 10/08; für Fahrzeuge ohne Sportfahrwerk; nicht für Polizeifahrzeuge	2	11.8116-0356.1 390586	ATE
2.0 Turbo (F35)	129	10/03→08/08			2	11.8116-0325.2 390461	ATE
				V; → 41085480	2	11.8116-0340.1 390595	ATE
				41085481→	2	11.8116-0340.1 390595	ATE
				→ 41085480	2	11.8116-0340.1 390595	ATE
2.8 V6 Turbo (F35)	169	08/05→10/08		41085481→	2	11.8116-0340.1 390595	ATE
			←	61000001→	2	11.8116-0345.2 390596	ATE
2.8 V6 Turbo (F35)	184	08/05→08/08		41085481→	2	11.8116-0340.1 390595	ATE
			←		2	11.8116-0345.2 390596	ATE
2.8 V6 Turbo (F35)	188	08/05→09/08		61000001→	2	11.8116-0410.2 390589	ATE
2.8 V6 Turbo (F35)	206	07/06→08/08			2	11.8116-0410.2 390589	ATE
3.0 V6 CDTI (F35) 3.2 V6 (F35)	130 155	10/03→07/05 10/03→07/05		→ 31070293	2	11.8116-0325.2 390461	ATE
				41085481→	2	11.8116-0340.1 390595	ATE
				V; → 41085480	2	11.8116-0340.1 390595	ATE
				→ 41085480	2	11.8116-0340.1 390595	ATE
			←	31070294→	2	11.8116-0345.2 390596	ATE
3.0 V6 CDTI (F35)	135	08/05→08/08		41085481→	2	11.8116-0340.1 390595	ATE
				→ 41085480; V	2	11.8116-0340.1 390595	ATE
				→ 41085480	2	11.8116-0340.1 390595	ATE
			←		2	11.8116-0345.2 390596	ATE
<b>Führungshülzensatz, Bremssattel</b>							
1.6 (F35)	77	12/05→08/08	←	06/06→		11.0101-5407.2 260011	ATE
			→	06/06→; → 41085480; V		11.0101-5407.2 260011	ATE
			→	06/06→; → 41085480		11.0101-5407.2 260011	ATE
↓							








	kw			 	! #		
<b>OPEL - VECTRA C Caravan (Z02) 10/03→01/09</b>							
<b>Führungshülzensatz, Bremssattel</b>							
1.6 (F35)	77	12/05→08/08	➡	41085481→		11.0101-5407.2 260011	ATE
1.6 16V (F35)	74	06/04→09/05	←			11.0101-5407.2 260011	ATE
1.8 (F35)	90	10/03→09/06	➡			11.0101-5407.2 260011	ATE
1.9 CDTI (F35)	110	04/04→08/08	➡	V; → 41085480		11.0101-5407.2 260011	ATE
2.0 DTI (F35)	74	10/03→08/05	➡	41085481→		11.0101-5407.2 260011	ATE
2.0 Turbo (F35)	129	10/03→08/08	➡			11.0101-5407.2 260011	ATE
2.2 direct (F35)	114	10/03→08/08	➡	→ 41085480		11.0101-5407.2 260011	ATE
2.2 DTI (F35)	92	10/03→12/05	➡			11.0101-5407.2 260011	ATE
1.8 (F35)	103	08/05→08/08	←	für Fahrzeuge mit Sportfahrwerk; für Polizeifahrzeuge		11.0101-5407.2 260011	ATE
			←	für Fahrzeuge mit Sportfahrwerk; nicht für Polizeifahrzeuge		11.0101-5407.2 260011	ATE
			➡	→ 41085480; V		11.0101-5407.2 260011	ATE
			➡	→ 41085480		11.0101-5407.2 260011	ATE
			➡	41085481→		11.0101-5407.2 260011	ATE
1.9 CDTI (F35)	74	06/05→08/08	←	für Fahrzeuge mit Sportfahrwerk; für Polizeifahrzeuge		11.0101-5407.2 260011	ATE
			←	61000001→; für Fahrzeuge ohne Sportfahrwerk; nicht für Polizeifahrzeuge		11.0101-5407.2 260011	ATE
			➡	→ 41085480; V		11.0101-5407.2 260011	ATE
			➡	→ 41085480		11.0101-5407.2 260011	ATE
			➡	41085481→		11.0101-5407.2 260011	ATE
1.9 CDTI (F35)	88	04/04→01/09	←	→ 10/08; für Fahrzeuge ohne Sportfahrwerk; nicht für Polizeifahrzeuge		11.0101-5407.2 260011	ATE
			←	→ 10/08; für Fahrzeuge mit Sportfahrwerk; für Polizeifahrzeuge		11.0101-5407.2 260011	ATE
			➡	V; → 41085480		11.0101-5407.2 260011	ATE
			➡	41085481→; → 10/08		11.0101-5407.2 260011	ATE
			➡	→ 41085480		11.0101-5407.2 260011	ATE
2.8 V6 Turbo (F35)	169	08/05→10/08	←	61000001→		11.0101-5407.2 260011	ATE
			➡	41085481→		11.0101-5407.2 260011	ATE
2.8 V6 Turbo (F35)	184	08/05→08/08	←			11.0101-5407.2 260011	ATE
			➡	41085481→		11.0101-5407.2 260011	ATE
2.8 V6 Turbo (F35)	188	08/05→09/08	←	61000001→		11.0101-5407.2 260011	ATE
			➡			11.0101-5407.2 260011	ATE
2.8 V6 Turbo (F35)	206	07/06→08/08	←			11.0101-5407.2 260011	ATE
			➡			11.0101-5407.2 260011	ATE
3.0 V6 CDTI (F35)	130	10/03→07/05	←	→ 31070293		11.0101-5407.2 260011	ATE
			←	31070294→		11.0101-5407.2 260011	ATE
3.2 V6 (F35)	155	10/03→07/05	➡	V; → 41085480		11.0101-5407.2 260011	ATE
			➡	→ 41085480		11.0101-5407.2 260011	ATE
			➡	41085481→		11.0101-5407.2 260011	ATE
3.0 V6 CDTI (F35)	135	08/05→08/08	←			11.0101-5407.2 260011	ATE
			➡	→ 41085480; V		11.0101-5407.2 260011	ATE
			➡	→ 41085480		11.0101-5407.2 260011	ATE
			➡	41085481→		11.0101-5407.2 260011	ATE
<b>Führungsbolzen, Bremssattel</b>							
1.6 (F35)	77	12/05→08/08		06/06→; → 41085480; V		11.8171-0008.1 990049	ATE
				41085481→		11.8171-0008.1 990049	ATE
				06/06→		11.8171-0008.1 990049	ATE
				06/06→; → 41085480		11.8171-0008.1 990049	ATE
1.6 16V (F35)	74	06/04→09/05		41085481→		11.8171-0008.1 990049	ATE
1.8 (F35)	90	10/03→09/06		→ 41085480		11.8171-0008.1 990049	ATE
1.9 CDTI (F35)	110	04/04→08/08				11.8171-0008.1 990049	ATE
2.0 DTI (F35)	74	10/03→08/05				11.8171-0008.1 990049	ATE
2.0 Turbo (F35)	129	10/03→08/08		V; → 41085480		11.8171-0008.1 990049	ATE
2.2 direct (F35)	114	10/03→08/08				11.8171-0008.1 990049	ATE
2.2 DTI (F35)	92	10/03→12/05				11.8171-0008.1 990049	ATE
1.8 (F35)	103	08/05→08/08		→ 41085480		11.8171-0008.1 990049	ATE
↓							
























	kw			 	! #		
<b>OPEL - VECTRA C Caravan (Z02) 10/03→01/09</b>							
<b>Führungsbolzen, Bremsattel</b>							
1.8 (F35)	103	08/05→08/08		für Fahrzeuge mit Sportfahrwerk; für Polizeifahrzeuge		11.8171-0008.1 990049	ATE
				→ 41085480; V		11.8171-0008.1 990049	ATE
				für Fahrzeuge mit Sportfahrwerk; nicht für Polizeifahrzeuge		11.8171-0008.1 990049	ATE
				41085481→		11.8171-0008.1 990049	ATE
1.9 CDTI (F35)	74	06/05→08/08		→ 41085480		11.8171-0008.1 990049	ATE
				für Fahrzeuge mit Sportfahrwerk; für Polizeifahrzeuge		11.8171-0008.1 990049	ATE
				→ 41085480; V		11.8171-0008.1 990049	ATE
				61000001→; für Fahrzeuge ohne Sportfahrwerk; nicht für Polizeifahrzeuge		11.8171-0008.1 990049	ATE
				41085481→		11.8171-0008.1 990049	ATE
1.9 CDTI (F35)	88	04/04→01/09		→ 10/08; für Fahrzeuge mit Sportfahrwerk; für Polizeifahrzeuge		11.8171-0008.1 990049	ATE
				→ 41085480		11.8171-0008.1 990049	ATE
				→ 10/08; für Fahrzeuge ohne Sportfahrwerk; nicht für Polizeifahrzeuge		11.8171-0008.1 990049	ATE
				V; → 41085480		11.8171-0008.1 990049	ATE
				41085481→; → 10/08		11.8171-0008.1 990049	ATE
2.8 V6 Turbo (F35)	169	08/05→10/08		41085481→		11.8171-0008.1 990049	ATE
				61000001→		11.8171-0008.1 990049	ATE
2.8 V6 Turbo (F35)	184	08/05→08/08		41085481→		11.8171-0008.1 990049	ATE
						11.8171-0008.1 990049	ATE
2.8 V6 Turbo (F35)	188	08/05→09/08		61000001→		11.8171-0008.1 990049	ATE
						11.8171-0008.1 990049	ATE
2.8 V6 Turbo (F35)	206	07/06→08/08				11.8171-0008.1 990049	ATE
3.0 V6 CDTI (F35)	130	10/03→07/05		41085481→		11.8171-0008.1 990049	ATE
3.2 V6 (F35)	155	10/03→07/05		→ 41085480		11.8171-0008.1 990049	ATE
				V; → 41085480		11.8171-0008.1 990049	ATE
				→ 31070293		11.8171-0008.1 990049	ATE
				31070294→		11.8171-0008.1 990049	ATE
3.0 V6 CDTI (F35)	135	08/05→08/08		→ 41085480; V		11.8171-0008.1 990049	ATE
				→ 41085480		11.8171-0008.1 990049	ATE
						11.8171-0008.1 990049	ATE
				41085481→		11.8171-0008.1 990049	ATE
<b>Dichtungssatz, Bremsattel</b>							
2.8 V6 Turbo (F35)	169	08/05→10/08	←	61000001→		11.0441-6008.2 250038	ATE für Kolben-Ø [mm]: 60
2.8 V6 Turbo (F35)	184	08/05→08/08	←			11.0441-6008.2 250038	ATE für Kolben-Ø [mm]: 60
3.0 V6 CDTI (F35)	135	08/05→08/08					
3.0 V6 CDTI (F35)	130	10/03→07/05	←	31070294→		11.0441-6008.2 250038	ATE für Kolben-Ø [mm]: 60
3.2 V6 (F35)	155	10/03→07/05					
<b>Bremsschlauch</b>							
1.6 (F35)	77	12/05→08/08	←	06/06→	2	83.7807-0412.3 331098	L= 412
			→	06/06→	2	24.5259-0315.3 330882	L= 315
1.6 16V (F35)	74	06/04→09/05	←		2	83.7807-0412.3 331098	L= 412
1.8 (F35)	90	10/03→09/06					
1.8 (F35)	103	08/05→08/08	→		2	24.5259-0315.3 330882	L= 315
1.9 CDTI (F35)	74	06/05→08/08					
1.9 CDTI (F35)	110	04/04→08/08					
2.0 DTI (F35)	74	10/03→08/05					
2.0 Turbo (F35)	129	10/03→08/08					
2.2 direct (F35)	114	10/03→08/08					
2.2 DTI (F35)	92	10/03→12/05					
2.8 V6 Turbo (F35)	169	08/05→10/08					
2.8 V6 Turbo (F35)	184	08/05→08/08					
2.8 V6 Turbo (F35)	188	08/05→09/08					
2.8 V6 Turbo (F35)	206	07/06→08/08					
3.0 V6 CDTI (F35)	130	10/03→07/05					
3.0 V6 CDTI (F35)	135	08/05→08/08					
3.2 V6 (F35)	155	10/03→07/05					
1.9 CDTI (F35)	88	04/04→01/09	←	→ 10/08	2	83.7807-0412.3 331098	L= 412
			→	→ 10/08	2	24.5259-0315.3 330882	L= 315

	kw			 	! #		
<b>OPEL - VECTRA C CC (Z02) 08/02→01/09</b>							
 <b>Bremssattel</b>							
1.6 (F68) 1.6 (F68)	74 77	08/05→08/08 01/06→08/08	←	☐; nur paarweise austauschen	11.9571-9781.2	220659	ATE Ø 57 - Halter
			→	☐	11.9387-7003.2	220567	ATE Ø 38 - Halter
			→	☐	11.9387-7004.2	220568	ATE Ø 38 - Halter
			→	☐; V	11.9387-7005.2	220569	ATE Ø 38 - Halter
			→	☐; V	11.9387-7006.2	220570	ATE Ø 38 - Halter
1.8 (F68)	103	08/05→08/08	←	☐; für Fahrzeuge mit Sportfahrwerk; für Polizeifahrzeuge	11.9571-9779.2	220657	ATE Ø 57 - Halter
			←	☐; für Fahrzeuge mit Sportfahrwerk; für Polizeifahrzeuge	11.9571-9780.2	220658	ATE Ø 57 - Halter
			←	☐; für Fahrzeuge mit Sportfahrwerk; nur paarweise austauschen	11.9571-9781.2	220659	ATE Ø 57 - Halter
			→	☐	11.9387-7003.2	220567	ATE Ø 38 - Halter
			→	☐	11.9387-7004.2	220568	ATE Ø 38 - Halter
			→	☐; V	11.9387-7005.2	220569	ATE Ø 38 - Halter
			→	☐; V	11.9387-7006.2	220570	ATE Ø 38 - Halter
			→	☐; V	11.9387-7006.2	220570	ATE Ø 38 - Halter
1.8 16V (F68) 1.8 16V (F68) 2.2 16V (F68) 2.2 DGi (F68) 2.2 DTI 16V (F68) 2.2 DTI 16V (F68)	81 90 108 114 86 92	08/02→12/06 08/02→09/08 08/02→08/08 10/03→08/08 08/02→06/08 08/02→07/06	←	☐; für Fahrzeuge ohne Sportfahrwerk; nur paarweise austauschen	11.9571-9781.2	220659	ATE Ø 57 - Halter
			→	☐	11.9387-7003.2	220567	ATE Ø 38 - Halter
			→	☐	11.9387-7004.2	220568	ATE Ø 38 - Halter
			→	☐; V	11.9387-7005.2	220569	ATE Ø 38 - Halter
			→	☐; V	11.9387-7006.2	220570	ATE Ø 38 - Halter
			→	☐; V	11.9387-7006.2	220570	ATE Ø 38 - Halter
1.9 CDTI (F68)	74	06/05→08/08	←	☐; 61000001→; für Polizeifahrzeuge	11.9571-9779.2	220657	ATE Ø 57 - Halter
			←	☐; 61000001→; für Polizeifahrzeuge	11.9571-9780.2	220658	ATE Ø 57 - Halter
			←	☐; 61000001→; nicht für Polizeifahrzeuge; nur paarweise austauschen	11.9571-9781.2	220659	ATE Ø 57 - Halter
			→	☐	11.9387-7003.2	220567	ATE Ø 38 - Halter
			→	☐	11.9387-7004.2	220568	ATE Ø 38 - Halter
			→	☐; V	11.9387-7005.2	220569	ATE Ø 38 - Halter
1.9 CDTI (F68)	88	04/04→01/09	←	☐; → 10/08; nur paarweise austauschen	11.9571-9781.2	220659	ATE Ø 57 - Halter
			→	☐; → 10/08	11.9387-7003.2	220567	ATE Ø 38 - Halter
			→	☐; → 10/08	11.9387-7004.2	220568	ATE Ø 38 - Halter
			→	☐; V; → 10/08	11.9387-7005.2	220569	ATE Ø 38 - Halter
			→	☐; V; → 10/08	11.9387-7006.2	220570	ATE Ø 38 - Halter
1.9 CDTI (F68) 2.0 DTI 16V (F68)	110 74	04/04→08/08 08/02→08/05	←	☐; nur paarweise austauschen	11.9571-9781.2	220659	ATE Ø 57 - Halter
			→	☐	11.9387-7003.2	220567	ATE Ø 38 - Halter
			→	☐	11.9387-7004.2	220568	ATE Ø 38 - Halter
			→	☐; V	11.9387-7005.2	220569	ATE Ø 38 - Halter
			→	☐; V	11.9387-7006.2	220570	ATE Ø 38 - Halter
2.0 16V Turbo (F68)	129	03/03→08/08	→	☐	11.9387-7003.2	220567	ATE Ø 38 - Halter
			→	☐	11.9387-7004.2	220568	ATE Ø 38 - Halter
			→	☐; V	11.9387-7005.2	220569	ATE Ø 38 - Halter
			→	☐; V	11.9387-7006.2	220570	ATE Ø 38 - Halter
			→	☐; V	11.9387-7006.2	220570	ATE Ø 38 - Halter
2.8 V6 Turbo (F68) 2.8 V6 Turbo (F68)	169 184	08/05→08/08 08/05→08/08	←	☐; 61000001→; - OPC / -VXR	11.9606-9971.2	220589	ATE Ø 60 - Halter
			←	☐; 61000001→; + OPC / +VXR	11.9606-9971.2	220589	ATE Ø 60 - Halter
			←	☐; 61000001→; - OPC / -VXR	11.9606-9972.2	220590	ATE Ø 60 - Halter
			←	☐; 61000001→; + OPC / +VXR	11.9606-9972.2	220590	ATE Ø 60 - Halter
			→	☐	11.9387-7003.2	220567	ATE Ø 38 - Halter
			→	☐	11.9387-7004.2	220568	ATE Ø 38 - Halter
			→	☐; V	11.9387-7005.2	220569	ATE Ø 38 - Halter
			→	☐; V	11.9387-7006.2	220570	ATE Ø 38 - Halter
2.8 V6 Turbo (F68) 2.8 V6 Turbo (F68)	188 206	08/05→09/08 08/06→08/08	←	☐; 61000001→	11.9576-9945.2	220931	ATE Ø 57 - Halter
			←	☐; 61000001→	11.9576-9946.2	220932	ATE Ø 57 - Halter
			→	☐	11.9387-7005.2	220569	ATE Ø 38 - Halter
↓							












	kw			 	! #		
<b>OPEL - VECTRA C CC (Z02) 08/02→01/09</b>							
<b>Bremssattel</b>							
2.8 V6 Turbo (F68)	188	08/05→09/08	➔	☐		11.9387-7006.2 220570	ATE Ø 38 - Halter
2.8 V6 Turbo (F68)	206	08/06→08/08					
3.0 CDTi (F68)	135	08/05→08/08	➔	☐; 61000001→		11.9606-9971.2 220589	ATE Ø 60 - Halter
			➔	☐; 61000001→		11.9606-9972.2 220590	ATE Ø 60 - Halter
			➔	☐		11.9387-7003.2 220567	ATE Ø 38 - Halter
			➔	☐		11.9387-7004.2 220568	ATE Ø 38 - Halter
			➔	☐; V		11.9387-7005.2 220569	ATE Ø 38 - Halter
			➔	☐; V		11.9387-7006.2 220570	ATE Ø 38 - Halter
3.0 CDTi (F68)	130	06/03→07/05	➔	☐; 31070294→		11.9606-9971.2 220589	ATE Ø 60 - Halter
3.2 V6 (F68)	155	08/02→07/06	➔	☐; 31070294→		11.9606-9972.2 220590	ATE Ø 60 - Halter
			➔	☐		11.9387-7003.2 220567	ATE Ø 38 - Halter
			➔	☐		11.9387-7004.2 220568	ATE Ø 38 - Halter
			➔	☐; V		11.9387-7005.2 220569	ATE Ø 38 - Halter
			➔	☐; V		11.9387-7006.2 220570	ATE Ø 38 - Halter
<b>Bremssattelachssatz</b>							
1.8 16V (F68)	81	08/02→12/06	➔	für Fahrzeuge mit Sportfahrwerk	2	11.0530-0004.2 220933	ATE Ø 57 - Halter
1.8 16V (F68)	90	08/02→09/08					
2.2 16V (F68)	108	08/02→08/08					
2.2 DGi (F68)	114	10/03→08/08					
2.2 DTI 16V (F68)	86	08/02→06/08					
2.2 DTI 16V (F68)	92	08/02→07/06					
2.0 16V Turbo (F68)	129	03/03→08/08	➔		2	11.0530-0004.2 220933	ATE Ø 57 - Halter
3.0 CDTi (F68)	130	06/03→07/05	➔	→ 31070293	2	11.0530-0004.2 220933	ATE Ø 57 - Halter
3.2 V6 (F68)	155	08/02→07/06					
<b>Halter, Bremssattel</b>							
1.6 (F68)	74	08/05→08/08	➔			11.8170-0633.1 260117	ATE
1.6 (F68)	77	01/06→08/08					
1.8 (F68)	103	08/05→08/08					
1.8 16V (F68)	81	08/02→12/06					
1.8 16V (F68)	90	08/02→09/08					
1.9 CDTi (F68)	74	06/05→08/08					
1.9 CDTi (F68)	110	04/04→08/08					
2.0 16V Turbo (F68)	129	03/03→08/08					
2.0 DTI 16V (F68)	74	08/02→08/05					
2.2 16V (F68)	108	08/02→08/08					
2.2 DGi (F68)	114	10/03→08/08					
2.2 DTI 16V (F68)	86	08/02→06/08					
2.2 DTI 16V (F68)	92	08/02→07/06					
2.8 V6 Turbo (F68)	169	08/05→08/08					
2.8 V6 Turbo (F68)	184	08/05→08/08					
3.0 CDTi (F68)	135	08/05→08/08					
3.0 CDTi (F68)	130	06/03→07/05					
3.2 V6 (F68)	155	08/02→07/06					
1.9 CDTi (F68)	88	04/04→01/09	➔	→ 10/08		11.8170-0633.1 260117	ATE
<b>Feder, Bremssattel</b>							
1.6 (F68)	74	08/05→08/08			2	11.8116-0295.2 390524	ATE
1.6 (F68)	77	01/06→08/08			2	11.8116-0340.1 390595	ATE
			➔		2	11.8116-0356.1 390586	ATE
			➔	V	2	11.8116-0340.1 390595	ATE
1.8 (F68)	103	08/05→08/08		für Fahrzeuge mit Sportfahrwerk	2	11.8116-0295.2 390524	ATE
					2	11.8116-0340.1 390595	ATE
			➔	für Fahrzeuge mit Sportfahrwerk; für Polizeifahrzeuge	2	11.8116-0356.1 390586	ATE
			➔	für Fahrzeuge mit Sportfahrwerk	2	11.8116-0356.1 390586	ATE
			➔	V	2	11.8116-0340.1 390595	ATE
1.8 16V (F68)	81	08/02→12/06		für Fahrzeuge ohne Sportfahrwerk	2	11.8116-0295.2 390524	ATE
1.8 16V (F68)	90	08/02→09/08		für Fahrzeuge mit Sportfahrwerk	2	11.8116-0325.2 390461	ATE
2.2 16V (F68)	108	08/02→08/08			2	11.8116-0340.1 390595	ATE
2.2 DGi (F68)	114	10/03→08/08			2	11.8116-0340.1 390595	ATE
2.2 DTI 16V (F68)	86	08/02→06/08	➔	für Fahrzeuge ohne Sportfahrwerk	2	11.8116-0356.1 390586	ATE
2.2 DTI 16V (F68)	92	08/02→07/06	➔	V	2	11.8116-0340.1 390595	ATE
1.9 CDTi (F68)	74	06/05→08/08		61000001→; nicht für Polizeifahrzeuge	2	11.8116-0295.2 390524	ATE
					2	11.8116-0340.1 390595	ATE
			➔	61000001→	2	11.8116-0356.1 390586	ATE
↓							








	kw			 	! #		
<b>OPEL - VECTRA C CC (Z02) 08/02→01/09</b>							
<b>Feder, Bremssattel</b>							
1.9 CDTI (F68)	74	06/05→08/08	➡	V	2	11.8116-0340.1 390595	ATE
1.9 CDTI (F68)	88	04/04→01/09		→ 10/08	2	11.8116-0295.2 390524	ATE
				→ 10/08	2	11.8116-0340.1 390595	ATE
			←	→ 10/08	2	11.8116-0356.1 390586	ATE
			➡	V; → 10/08	2	11.8116-0340.1 390595	ATE
1.9 CDTI (F68) 2.0 DTI 16V (F68)	110	04/04→08/08			2	11.8116-0295.2 390524	ATE
	74	08/02→08/05			2	11.8116-0340.1 390595	ATE
2.0 16V Turbo (F68)	129	03/03→08/08			2	11.8116-0340.1 390595	ATE
					2	11.8116-0340.1 390595	ATE
			➡	V	2	11.8116-0340.1 390595	ATE
2.8 V6 Turbo (F68) 2.8 V6 Turbo (F68)	169	08/05→08/08			2	11.8116-0340.1 390595	ATE
	184	08/05→08/08	←	61000001→; + OPC / +VXR	2	11.8116-0345.2 390596	ATE
			←	61000001→; - OPC / -VXR	2	11.8116-0345.2 390596	ATE
2.8 V6 Turbo (F68) 2.8 V6 Turbo (F68)	188 206	08/05→09/08 08/06→08/08		61000001→	2	11.8116-0410.2 390589	ATE
			➡		2	11.8116-0340.1 390595	ATE
					2	11.8116-0340.1 390595	ATE
3.0 CDTi (F68)	135	08/05→08/08			2	11.8116-0340.1 390595	ATE
			←	61000001→	2	11.8116-0345.2 390596	ATE
			➡	V	2	11.8116-0340.1 390595	ATE
3.0 CDTi (F68) 3.2 V6 (F68)	130	06/03→07/05		→ 31070293	2	11.8116-0325.2 390461	ATE
	155	08/02→07/06			2	11.8116-0340.1 390595	ATE
			←	31070294→	2	11.8116-0345.2 390596	ATE
			➡	V	2	11.8116-0340.1 390595	ATE
<b>Führungshülzensatz, Bremssattel</b>							
1.6 (F68) 1.6 (F68)	74	08/05→08/08	←			11.0101-5407.2 260011	ATE
	77	01/06→08/08	➡			11.0101-5407.2 260011	ATE
			➡	V		11.0101-5407.2 260011	ATE
1.8 (F68)	103	08/05→08/08	←	für Fahrzeuge mit Sportfahrwerk; für Polizeifahrzeuge		11.0101-5407.2 260011	ATE
			←	für Fahrzeuge mit Sportfahrwerk		11.0101-5407.2 260011	ATE
			➡			11.0101-5407.2 260011	ATE
			➡	V		11.0101-5407.2 260011	ATE
1.8 16V (F68) 1.8 16V (F68) 1.9 CDTi (F68) 2.0 16V Turbo (F68) 2.0 DTI 16V (F68) 2.2 16V (F68) 2.2 DGi (F68) 2.2 DTI 16V (F68) 2.2 DTI 16V (F68)	81	08/02→12/06	←			11.0101-5407.2 260011	ATE
	90	08/02→09/08				11.0101-5407.2 260011	ATE
	110	04/04→08/08	➡	V		11.0101-5407.2 260011	ATE
	129	03/03→08/08	➡			11.0101-5407.2 260011	ATE
	74	08/02→08/05				11.0101-5407.2 260011	ATE
	108	08/02→08/08				11.0101-5407.2 260011	ATE
	114	10/03→08/08				11.0101-5407.2 260011	ATE
	86	08/02→06/08				11.0101-5407.2 260011	ATE
1.9 CDTi (F68) 3.0 CDTi (F68)	74	06/05→08/08	←	61000001→		11.0101-5407.2 260011	ATE
	135	08/05→08/08	➡			11.0101-5407.2 260011	ATE
			➡	V		11.0101-5407.2 260011	ATE
1.9 CDTi (F68)	88	04/04→01/09	←	→ 10/08		11.0101-5407.2 260011	ATE
			➡	→ 10/08		11.0101-5407.2 260011	ATE
			➡	V; → 10/08		11.0101-5407.2 260011	ATE
						11.0101-5407.2 260011	ATE
2.8 V6 Turbo (F68) 2.8 V6 Turbo (F68)	169 184	08/05→08/08 08/05→08/08	←	61000001→; + OPC / +VXR		11.0101-5407.2 260011	ATE
			←	61000001→; - OPC / -VXR		11.0101-5407.2 260011	ATE
			➡			11.0101-5407.2 260011	ATE
			➡	V		11.0101-5407.2 260011	ATE
2.8 V6 Turbo (F68) 2.8 V6 Turbo (F68)	188 206	08/05→09/08 08/06→08/08	←	61000001→		11.0101-5407.2 260011	ATE
			➡			11.0101-5407.2 260011	ATE
3.0 CDTi (F68) 3.2 V6 (F68)	130 155	06/03→07/05 08/02→07/06	←	31070294→		11.0101-5407.2 260011	ATE
			←	→ 31070293		11.0101-5407.2 260011	ATE
↓							








	kw			 	! #		
<b>OPEL - VECTRA C CC (Z02) 08/02→01/09</b>							
<b>Führungshülzensatz, Bremsattel</b>							
3.0 CDTi (F68)	130	06/03→07/05	➡	V		11.0101-5407.2 260011	ATE
3.2 V6 (F68)	155	08/02→07/06	➡			11.0101-5407.2 260011	ATE
<b>Führungsbolzen, Bremsattel</b>							
1.6 (F68)	74	08/05→08/08		V		11.8171-0008.1 990049	ATE
1.6 (F68)	77	01/06→08/08				11.8171-0008.1 990049	ATE
						11.8171-0008.1 990049	ATE
1.8 (F68)	103	08/05→08/08		für Fahrzeuge mit Sportfahrwerk; für Polizeifahrzeuge		11.8171-0008.1 990049	ATE
				V		11.8171-0008.1 990049	ATE
				für Fahrzeuge mit Sportfahrwerk		11.8171-0008.1 990049	ATE
						11.8171-0008.1 990049	ATE
1.8 16V (F68)	81	08/02→12/06		V		11.8171-0008.1 990049	ATE
1.8 16V (F68)	90	08/02→09/08				11.8171-0008.1 990049	ATE
1.9 CDTi (F68)	110	04/04→08/08				11.8171-0008.1 990049	ATE
2.0 16V Turbo (F68)	129	03/03→08/08				11.8171-0008.1 990049	ATE
2.0 DTi 16V (F68)	74	08/02→08/05				11.8171-0008.1 990049	ATE
2.2 16V (F68)	108	08/02→08/08				11.8171-0008.1 990049	ATE
2.2 DGi (F68)	114	10/03→08/08				11.8171-0008.1 990049	ATE
2.2 DTi 16V (F68)	86	08/02→06/08				11.8171-0008.1 990049	ATE
2.2 DTi 16V (F68)	92	08/02→07/06				11.8171-0008.1 990049	ATE
1.9 CDTi (F68)	74	06/05→08/08		V		11.8171-0008.1 990049	ATE
3.0 CDTi (F68)	135	08/05→08/08				11.8171-0008.1 990049	ATE
					61000001→	11.8171-0008.1 990049	ATE
1.9 CDTi (F68)	88	04/04→01/09		→ 10/08		11.8171-0008.1 990049	ATE
				→ 10/08		11.8171-0008.1 990049	ATE
				V; → 10/08		11.8171-0008.1 990049	ATE
2.8 V6 Turbo (F68)	169	08/05→08/08				11.8171-0008.1 990049	ATE
2.8 V6 Turbo (F68)	184	08/05→08/08		V		11.8171-0008.1 990049	ATE
					61000001→; + OPC / +VXR	11.8171-0008.1 990049	ATE
					61000001→; - OPC / -VXR	11.8171-0008.1 990049	ATE
2.8 V6 Turbo (F68)	188	08/05→09/08			61000001→	11.8171-0008.1 990049	ATE
2.8 V6 Turbo (F68)	206	08/06→08/08				11.8171-0008.1 990049	ATE
3.0 CDTi (F68)	130	06/03→07/05				11.8171-0008.1 990049	ATE
3.2 V6 (F68)	155	08/02→07/06		V		11.8171-0008.1 990049	ATE
					→ 31070293	11.8171-0008.1 990049	ATE
					31070294→	11.8171-0008.1 990049	ATE
<b>Dichtungssatz, Bremsattel</b>							
2.8 V6 Turbo (F68)	169	08/05→08/08	←	61000001→; - OPC / -VXR		11.0441-6008.2 250038	ATE für Kolben-Ø [mm]: 60
2.8 V6 Turbo (F68)	184	08/05→08/08				11.0441-6008.2 250038	ATE für Kolben-Ø [mm]: 60
3.0 CDTi (F68)	135	08/05→08/08	←	61000001→		11.0441-6008.2 250038	ATE für Kolben-Ø [mm]: 60
3.0 CDTi (F68)	130	06/03→07/05	←	31070294→		11.0441-6008.2 250038	ATE für Kolben-Ø [mm]: 60
3.2 V6 (F68)	155	08/02→07/06				11.0441-6008.2 250038	ATE für Kolben-Ø [mm]: 60
<b>Bremsschlauch</b>							
1.6 (F68)	74	08/05→08/08	←		2	83.7807-0412.3 331098	L= 412
1.6 (F68)	77	01/06→08/08				83.7807-0412.3 331098	L= 412
1.8 (F68)	103	08/05→08/08	➡		2	24.5259-0315.3 330882	L= 315
1.8 16V (F68)	81	08/02→12/06				24.5259-0315.3 330882	L= 315
1.8 16V (F68)	90	08/02→09/08				24.5259-0315.3 330882	L= 315
1.9 CDTi (F68)	74	06/05→08/08				24.5259-0315.3 330882	L= 315
1.9 CDTi (F68)	110	04/04→08/08				24.5259-0315.3 330882	L= 315
2.0 16V Turbo (F68)	129	03/03→08/08				24.5259-0315.3 330882	L= 315
2.0 DTi 16V (F68)	74	08/02→08/05				24.5259-0315.3 330882	L= 315
2.2 16V (F68)	108	08/02→08/08				24.5259-0315.3 330882	L= 315
2.2 DGi (F68)	114	10/03→08/08				24.5259-0315.3 330882	L= 315
2.2 DTi 16V (F68)	86	08/02→06/08				24.5259-0315.3 330882	L= 315
2.2 DTi 16V (F68)	92	08/02→07/06				24.5259-0315.3 330882	L= 315
2.8 V6 Turbo (F68)	169	08/05→08/08				24.5259-0315.3 330882	L= 315
2.8 V6 Turbo (F68)	184	08/05→08/08				24.5259-0315.3 330882	L= 315
2.8 V6 Turbo (F68)	188	08/05→09/08				24.5259-0315.3 330882	L= 315
2.8 V6 Turbo (F68)	206	08/06→08/08				24.5259-0315.3 330882	L= 315
3.0 CDTi (F68)	135	08/05→08/08				24.5259-0315.3 330882	L= 315
3.0 CDTi (F68)	130	06/03→07/05				24.5259-0315.3 330882	L= 315
3.2 V6 (F68)	155	08/02→07/06				24.5259-0315.3 330882	L= 315
1.9 CDTi (F68)	88	04/04→01/09	←	→ 10/08	2	83.7807-0412.3 331098	L= 412
			➡	→ 10/08	2	24.5259-0315.3 330882	L= 315








	kw			 	! #			
<b>OPEL - VIVARO A Combi (X83) 08/01→</b>								
 <b>Bremssattel</b>								
1.9 DI (F7, J7, A07)	60	08/01→	←	☐; → 06/14		24.3451-1713.5	240329	TRW Ø1 40 Ø2 45 - Halter
1.9 DTI (F7, J7, A07)	74	08/01→						
2.0 16V (F7, J7, A07)	88	08/01→	←	☐; → 06/14		24.3451-1714.5	240330	TRW Ø1 40 Ø2 45 - Halter
2.0 CDTI (F7, J7, A07)	66	08/06→	→	☐; 2V607599→; → 06/14		24.3414-1707.5	240337	TRW Ø 41 - Halter
2.0 CDTI (F7, J7, A07)	84	08/06→						
2.0 ECOTEC (F7, A07, J7)	86	08/06→	→	☐; 2V607599→; → 06/14		24.3414-1708.5	240338	TRW Ø 41 - Halter
2.5 CDTI (F7, J7, A07)	84	08/06→						
2.5 CDTI (F7, J7, A07)	107	08/06→						
2.5 DTI (F7, J7, A07)	99	05/03→						
 <b>Bremsschlauch</b>								
1.9 DI (F7, J7, A07)	60	08/01→		am Bremssattel; → 06/14	2	24.5111-0221.3	330818	L= 220
1.9 DTI (F7, J7, A07)	74	08/01→						
2.0 16V (F7, J7, A07)	88	08/01→	←	→ 06/14	2	24.5111-0386.3	330503	L= 385
2.0 CDTI (F7, J7, A07)	66	08/06→	→	→ 06/14	2	24.5229-0200.3	330572	L= 200
2.0 CDTI (F7, J7, A07)	84	08/06→						
2.0 ECOTEC (F7, A07, J7)	86	08/06→						
2.5 CDTI (F7, J7, A07)	84	08/06→						
2.5 CDTI (F7, J7, A07)	107	08/06→						
2.5 DTI (F7, J7, A07)	99	05/03→						
<b>OPEL - VIVARO A Kasten (X83) 08/01→</b>								
 <b>Bremssattel</b>								
1.9 DI (F7)	60	08/01→	←	☐; → 06/14		24.3451-1713.5	240329	TRW Ø1 40 Ø2 45 - Halter
1.9 DTI (F7)	74	08/01→						
2.0 16V (F7)	88	08/01→	←	☐; → 06/14		24.3451-1714.5	240330	TRW Ø1 40 Ø2 45 - Halter
2.0 CDTI (F7)	66	08/06→	→	☐; 2V607599→; → 06/14		24.3414-1707.5	240337	TRW Ø 41 - Halter
2.0 CDTI (F7)	84	08/06→						
2.0 ECOTEC (F7)	86	08/06→	→	☐; 2V607599→; → 06/14		24.3414-1708.5	240338	TRW Ø 41 - Halter
2.5 CDTI (F7)	84	08/06→						
2.5 CDTI (F7)	107	08/06→						
2.5 DTI (F7)	99	05/03→						
 <b>Bremsschlauch</b>								
1.9 DI (F7)	60	08/01→		am Bremssattel; → 06/14	2	24.5111-0221.3	330818	L= 220
1.9 DTI (F7)	74	08/01→						
2.0 16V (F7)	88	08/01→	←	→ 06/14	2	24.5111-0386.3	330503	L= 385
2.0 CDTI (F7)	66	08/06→	→	→ 06/14	2	24.5229-0200.3	330572	L= 200
2.0 CDTI (F7)	84	08/06→						
2.0 ECOTEC (F7)	86	08/06→						
2.5 CDTI (F7)	84	08/06→						
2.5 CDTI (F7)	107	08/06→						
2.5 DTI (F7)	99	05/03→						
<b>OPEL - VIVARO A Pritsche/Fahrgestell (X83) 08/01→</b>								
 <b>Bremssattel</b>								
1.9 Di	60	08/01→	←	☐; 08/06→ 06/14		24.3451-1713.5	240329	TRW Ø1 40 Ø2 45 - Halter
2.0 CDTI	66	01/06→	←	☐; 08/06→ 06/14		24.3451-1714.5	240330	TRW Ø1 40 Ø2 45 - Halter
2.5 DTI	99	08/03→	→	☐; 2V607599→; → 06/14		24.3414-1707.5	240337	TRW Ø 41 - Halter
			→	☐; 2V607599→; → 06/14		24.3414-1708.5	240338	TRW Ø 41 - Halter
1.9 DTI	74	08/06→	←	☐; → 06/14		24.3451-1713.5	240329	TRW Ø1 40 Ø2 45 - Halter
2.0 16V	88	08/03→						
2.0 CDTI	84	08/06→	←	☐; → 06/14		24.3451-1714.5	240330	TRW Ø1 40 Ø2 45 - Halter
2.0 ECOTEC	86	08/06→	→	☐; 2V607599→; → 06/14		24.3414-1707.5	240337	TRW Ø 41 - Halter
2.5 CDTI	84	08/06→	→	☐; 2V607599→; → 06/14		24.3414-1708.5	240338	TRW Ø 41 - Halter
2.5 CDTI	107	08/06→	→	☐; 2V607599→; → 06/14		24.3414-1708.5	240338	TRW Ø 41 - Halter
 <b>Bremsschlauch</b>								
1.9 Di	60	08/01→		am Bremssattel; 08/06→ 06/14	2	24.5111-0221.3	330818	L= 220
2.0 CDTI	66	01/06→	←	08/06→ 06/14	2	24.5111-0386.3	330503	L= 385
2.5 DTI	99	08/03→	→	08/06→ 06/14	2	24.5229-0200.3	330572	L= 200
1.9 DTI	74	08/06→		am Bremssattel; → 06/14	2	24.5111-0221.3	330818	L= 220
2.0 16V	88	08/03→						
2.0 CDTI	84	08/06→	←	→ 06/14	2	24.5111-0386.3	330503	L= 385
2.0 ECOTEC	86	08/06→	→	→ 06/14	2	24.5229-0200.3	330572	L= 200
2.5 CDTI	84	08/06→						
2.5 CDTI	107	08/06→						
<b>OPEL - VIVARO B Combi (X82) 06/14→</b>								
 <b>Bremssattel</b>								
1.6 CDTI (06)	66	06/14→	→	☐; 07/14→		24.3414-1707.5	240337	TRW Ø 41 - Halter
1.6 CDTI (06)	85	06/14→						



















	kw			 	! #		
<b>OPEL - VIVARO B Combi (X82) 06/14→</b>							
 <b>Bremssattel</b>							
1.6 CDTI (06)	88	06/14→	→	☐; 07/14→		24.3414-1708.5 240338	TRW Ø 41 - Halter
1.6 CDTI (06)	103	06/14→					
1.6 CDTI (06)	70	04/15→	→	☐		24.3414-1707.5 240337	TRW Ø 41 - Halter
1.6 CDTI (06)	92	04/15→					
1.6 CDTI (06)	107	04/15→	→	☐		24.3414-1708.5 240338	TRW Ø 41 - Halter
<b>OPEL - VIVARO B Kasten (X82) 06/14→</b>							
 <b>Bremssattel</b>							
1.6 CDTI (05)	66	06/14→	→	☐; 07/14→		24.3414-1707.5 240337	TRW Ø 41 - Halter
1.6 CDTI (05)	85	06/14→					
1.6 CDTI (05)	88	06/14→	→	☐; 07/14→		24.3414-1708.5 240338	TRW Ø 41 - Halter
1.6 CDTI (05)	103	06/14→					
1.6 CDTI (05)	70	08/16→	→	☐		24.3414-1707.5 240337	TRW Ø 41 - Halter
1.6 CDTI (05)	92	03/16→					
1.6 CDTI (05)	107	03/16→	→	☐		24.3414-1708.5 240338	TRW Ø 41 - Halter
<b>OPEL - VIVARO B Pritsche/Fahrgestell (X82) 06/14→</b>							
 <b>Bremssattel</b>							
1.6 CDTI (03)	85	06/14→	→	☐; 07/14→		24.3414-1707.5 240337	TRW Ø 41 - Halter
			→	☐; 07/14→		24.3414-1708.5 240338	TRW Ø 41 - Halter
1.6 CDTI (03)	88	08/15→	→	☐		24.3414-1707.5 240337	TRW Ø 41 - Halter
1.6 CDTI (03)	92	11/16→					
1.6 CDTI (03)	103	08/15→	→	☐		24.3414-1708.5 240338	TRW Ø 41 - Halter
1.6 CDTI (03)	107	11/16→					
<b>OPEL - ZAFIRA A Großraumlimousine (T98) 04/99→06/05</b>							
 <b>Bremssattel</b>							
1.6 (F75)	76	10/03→06/05	←	☐		24.3571-9823.5 240499	ATE Ø 57 - Halter
1.6 16V (F75)	74	04/99→06/05					
1.6 CNG (F75)	71	09/01→06/05	←	☐		24.3571-9824.5 240500	ATE Ø 57 - Halter
1.8 16V (F75)	85	04/99→09/00					
1.8 16V (F75)	92	09/00→06/05	→	☐		24.3384-1753.5 240824	TRW Ø 38 - Halter
2.0 DTI 16V (F75)	74	09/00→06/05	→	☐		24.3384-1754.5 240825	TRW Ø 38 - Halter
2.0 OPC (F75)	141	09/01→06/05					
2.0 OPC (F75)	147	11/02→06/05					
2.2 16V (F75)	108	09/00→06/05					
2.2 DTI 16V (F75)	86	01/02→06/05					
2.2 DTI 16V (F75)	92	01/02→06/05					
2.0 DI (F75)	63	07/99→06/00	←	☐; 06/00→		24.3571-9823.5 240499	ATE Ø 57 - Halter
			←	☐; 06/00→		24.3571-9824.5 240500	ATE Ø 57 - Halter
			→	☐; 06/00→		24.3384-1753.5 240824	TRW Ø 38 - Halter
			→	☐; 06/00→		24.3384-1754.5 240825	TRW Ø 38 - Halter
2.0 DI 16V (F75)	60	07/99→06/05	←	☐; 10/99→		24.3571-9823.5 240499	ATE Ø 57 - Halter
			←	☐; 10/99→		24.3571-9824.5 240500	ATE Ø 57 - Halter
			→	☐; 10/99→		24.3384-1753.5 240824	TRW Ø 38 - Halter
			→	☐; 10/99→		24.3384-1754.5 240825	TRW Ø 38 - Halter
<b>Feder, Bremssattel</b>							
1.6 (F75)	76	10/03→06/05	←		2	11.8116-0292.1 390521	ATE
1.6 16V (F75)	74	04/99→06/05					
1.6 CNG (F75)	71	09/01→06/05					
1.8 16V (F75)	85	04/99→09/00					
1.8 16V (F75)	92	09/00→06/05					
2.0 DTI 16V (F75)	74	09/00→06/05					
2.0 OPC (F75)	141	09/01→06/05					
2.0 OPC (F75)	147	11/02→06/05					
2.2 16V (F75)	108	09/00→06/05					
2.2 DTI 16V (F75)	86	01/02→06/05					
2.2 DTI 16V (F75)	92	01/02→06/05					
2.0 DI (F75)	63	07/99→06/00	←	06/00→	2	11.8116-0292.1 390521	ATE
2.0 DI 16V (F75)	60	07/99→06/05	←	10/99→	2	11.8116-0292.1 390521	ATE
<b>Führungshülzensatz, Bremssattel</b>							
1.6 (F75)	76	10/03→06/05	←			11.0101-5407.2 260011	ATE
1.6 16V (F75)	74	04/99→06/05					
1.6 CNG (F75)	71	09/01→06/05					
1.8 16V (F75)	85	04/99→09/00					
1.8 16V (F75)	92	09/00→06/05					
2.0 DTI 16V (F75)	74	09/00→06/05					
2.0 OPC (F75)	141	09/01→06/05					
2.0 OPC (F75)	147	11/02→06/05					
2.2 16V (F75)	108	09/00→06/05					
↓							

	kW					! #			
<b>OPEL - ZAFIRA A Großraumlimousine (T98) 04/99→06/05</b>									
<b>Führungshülzensatz, Bremsattel</b>									
2.2 DTI 16V (F75)	86	01/02→06/05	←				11.0101-5407.2	260011	ATE
2.2 DTI 16V (F75)	92	01/02→06/05	←						
2.0 DI (F75)	63	07/99→06/00	←	06/00→			11.0101-5407.2	260011	ATE
2.0 DI 16V (F75)	60	07/99→06/05	←	10/99→			11.0101-5407.2	260011	ATE
<b>Führungsbolzen, Bremsattel</b>									
1.6 (F75)	76	10/03→06/05	←				11.8171-0008.1	990049	ATE
1.6 16V (F75)	74	04/99→06/05							
1.6 CNG (F75)	71	09/01→06/05							
1.8 16V (F75)	85	04/99→09/00							
1.8 16V (F75)	92	09/00→06/05							
2.0 DTI 16V (F75)	74	09/00→06/05							
2.0 OPC (F75)	141	09/01→06/05							
2.0 OPC (F75)	147	11/02→06/05							
2.2 16V (F75)	108	09/00→06/05							
2.2 DTI 16V (F75)	86	01/02→06/05							
2.2 DTI 16V (F75)	92	01/02→06/05							
2.0 DI (F75)	63	07/99→06/00	←	06/00→			11.8171-0008.1	990049	ATE
2.0 DI 16V (F75)	60	07/99→06/05	←	10/99→			11.8171-0008.1	990049	ATE
<b>Dichtungssatz, Bremsattel</b>									
1.6 (F75)	76	10/03→06/05	←				11.0441-5704.2	250034	ATE
1.6 16V (F75)	74	04/99→06/05							
1.6 CNG (F75)	71	09/01→06/05							
1.8 16V (F75)	85	04/99→09/00							
1.8 16V (F75)	92	09/00→06/05							
2.0 DTI 16V (F75)	74	09/00→06/05							
2.0 OPC (F75)	141	09/01→06/05							
2.0 OPC (F75)	147	11/02→06/05							
2.2 16V (F75)	108	09/00→06/05							
2.2 DTI 16V (F75)	86	01/02→06/05							
2.2 DTI 16V (F75)	92	01/02→06/05							
2.0 DI (F75)	63	07/99→06/00	←	06/00→			11.0441-5704.2	250034	ATE
2.0 DI 16V (F75)	60	07/99→06/05	←	10/99→			11.0441-5704.2	250034	ATE
<b>Bremsschlauch</b>									
1.6 (F75)	76	10/03→06/05	←		2	24.5241-0396.3	331380	L= 398	
1.6 16V (F75)	74	04/99→06/05	→	☐; 32000001→		24.5157-0218.3	331095	L= 219 L2= 185 mit Rohrleitung	
1.6 CNG (F75)	71	09/01→06/05	→	☐; 32000001→		24.5157-0219.3	331096	L= 219 L2= 185 mit Rohrleitung	
			→		2	24.5240-0220.3	330619	L= 220	
			→	→ 22999999	2	24.5241-0200.3	330620	L= 200	
1.8 16V (F75)	85	04/99→09/00	←		2	24.5241-0396.3	331380	L= 398	
1.8 16V (F75)	92	09/00→06/05	→	☐; 32000001→		24.5157-0218.3	331095	L= 219 L2= 185 mit Rohrleitung	
2.0 DTI 16V (F75)	74	09/00→06/05	→	☐; 32000001→		24.5157-0219.3	331096	L= 219 L2= 185 mit Rohrleitung	
2.0 OPC (F75)	141	09/01→06/05	→	☐; 32000001→		24.5157-0219.3	331096	L= 219 L2= 185 mit Rohrleitung	
2.0 OPC (F75)	147	11/02→06/05	→						
2.2 16V (F75)	108	09/00→06/05	→	→ 22999999	2	24.5241-0200.3	330620	L= 200	
2.2 DTI 16V (F75)	86	01/02→06/05							
2.2 DTI 16V (F75)	92	01/02→06/05							
2.0 DI (F75)	63	07/99→06/00	←	06/00→	2	24.5241-0396.3	331380	L= 398	
			→	☐; 32000001→		24.5157-0218.3	331095	L= 219 L2= 185 mit Rohrleitung	
			→	☐; 32000001→		24.5157-0219.3	331096	L= 219 L2= 185 mit Rohrleitung	
			→	06/00→; → 22999999	2	24.5241-0200.3	330620	L= 200	
2.0 DI 16V (F75)	60	07/99→06/05	←	10/99→	2	24.5241-0396.3	331380	L= 398	
			→	☐; 32000001→		24.5157-0218.3	331095	L= 219 L2= 185 mit Rohrleitung	
			→	☐; 32000001→		24.5157-0219.3	331096	L= 219 L2= 185 mit Rohrleitung	
			→	10/99→; → 22999999	2	24.5241-0200.3	330620	L= 200	
<b>OPEL - ZAFIRA B (A05) 07/05→04/15</b>									
<b>Bremssattel</b>									
1.6 (M75)	77	07/05→09/12	←	☐		24.3571-9823.5	240499	ATE Ø 57 - Halter	
1.6 (M75)	85	01/08→04/15	←	☐		24.3571-9824.5	240500	ATE Ø 57 - Halter	
1.6 CNG (M75)	69	07/05→04/15	←	☐					
1.6 CNG Turbo (M75)	110	02/09→04/15	→	☐		24.3417-1703.5	240854	TRW Ø 41 - Halter	
1.9 CDTI (M75)	74	07/05→12/10	→	☐					
1.9 CDTI (M75)	88	07/05→04/15	→	☐		24.3417-1704.5	240855	TRW Ø 41 - Halter	
1.9 CDTI (M75)	110	07/05→04/15							
2.0 (M75)	147	07/05→12/10							
2.2 (M75)	110	07/05→12/12							
↓									






















	kw			 	! #		
<b>OPEL - ZAFIRA B (A05) 07/05→04/15</b>							
<b>Bremssattel</b>							
1.7 CDTI (M75)	81	01/08→04/15	←	☐; für Bremsscheibendurchmesser [mm]: 308		24.3571-9823.5 240499	ATE Ø 57 - Halter
1.7 CDTI (M75)	92	01/08→04/15					
1.8 (M75)	88	06/13→04/15					
1.8 (M75)	103	07/05→04/15	←	☐; für Bremsscheibendurchmesser [mm]: 280		24.3571-9823.5 240499	ATE Ø 57 - Halter
			←	☐; für Bremsscheibendurchmesser [mm]: 308		24.3571-9824.5 240500	ATE Ø 57 - Halter
			←	☐; für Bremsscheibendurchmesser [mm]: 280		24.3571-9824.5 240500	ATE Ø 57 - Halter
			→	☐		24.3417-1703.5 240854	TRW Ø 41 - Halter
			→	☐		24.3417-1704.5 240855	TRW Ø 41 - Halter
2.0 (M75)	177	01/06→12/10	←	☐		11.9571-9779.2 220657	ATE Ø 57 - Halter
			←	☐		11.9571-9780.2 220658	ATE Ø 57 - Halter
<b>Halter, Bremssattel</b>							
1.6 CNG (M75)	69	07/05→04/15	←			11.8170-0758.1 260120	ATE
1.6 CNG Turbo (M75)	110	02/09→04/15					
1.9 CDTI (M75)	74	07/05→12/10					
1.9 CDTI (M75)	88	07/05→04/15					
1.9 CDTI (M75)	110	07/05→04/15					
2.0 (M75)	147	07/05→12/10					
2.2 (M75)	110	07/05→12/12					
1.7 CDTI (M75)	81	01/08→04/15	←	für Bremsscheibendurchmesser [mm]: 308		11.8170-0758.1 260120	ATE
1.7 CDTI (M75)	92	01/08→04/15					
1.8 (M75)	88	06/13→04/15					
1.8 (M75)	103	07/05→04/15					
<b>Feder, Bremssattel</b>							
1.6 (M75)	77	07/05→09/12	←		2	11.8116-0292.1 390521	ATE
1.6 (M75)	85	01/08→04/15					
1.6 CNG (M75)	69	07/05→04/15					
1.6 CNG Turbo (M75)	110	02/09→04/15					
1.9 CDTI (M75)	74	07/05→12/10					
1.9 CDTI (M75)	88	07/05→04/15					
1.9 CDTI (M75)	110	07/05→04/15					
2.0 (M75)	147	07/05→12/10					
2.2 (M75)	110	07/05→12/12					
1.7 CDTI (M75)	81	01/08→04/15	←	für Bremsscheibendurchmesser [mm]: 308	2	11.8116-0292.1 390521	ATE
1.7 CDTI (M75)	92	01/08→04/15					
1.8 (M75)	88	06/13→04/15	←	für Bremsscheibendurchmesser [mm]: 280	2	11.8116-0292.1 390521	ATE
1.8 (M75)	103	07/05→04/15					
2.0 (M75)	177	01/06→12/10	←		2	11.8116-0356.1 390586	ATE
<b>Führungshülzensatz, Bremssattel</b>							
1.6 (M75)	77	07/05→09/12	←			11.0101-5407.2 260011	ATE
1.6 (M75)	85	01/08→04/15					
1.6 CNG (M75)	69	07/05→04/15					
1.6 CNG Turbo (M75)	110	02/09→04/15					
1.9 CDTI (M75)	74	07/05→12/10					
1.9 CDTI (M75)	88	07/05→04/15					
1.9 CDTI (M75)	110	07/05→04/15					
2.0 (M75)	147	07/05→12/10					
2.0 (M75)	177	01/06→12/10					
2.2 (M75)	110	07/05→12/12					
1.7 CDTI (M75)	81	01/08→04/15	←	für Bremsscheibendurchmesser [mm]: 308		11.0101-5407.2 260011	ATE
1.7 CDTI (M75)	92	01/08→04/15					
1.8 (M75)	88	06/13→04/15	←	für Bremsscheibendurchmesser [mm]: 280		11.0101-5407.2 260011	ATE
1.8 (M75)	103	07/05→04/15					
<b>Führungsbolzen, Bremssattel</b>							
1.6 (M75)	77	07/05→09/12				11.8171-0008.1 990049	ATE
1.6 (M75)	85	01/08→04/15					
1.6 CNG (M75)	69	07/05→04/15					
1.6 CNG Turbo (M75)	110	02/09→04/15					
1.9 CDTI (M75)	74	07/05→12/10					
1.9 CDTI (M75)	88	07/05→04/15					
1.9 CDTI (M75)	110	07/05→04/15					
2.0 (M75)	147	07/05→12/10					
2.0 (M75)	177	01/06→12/10					
2.2 (M75)	110	07/05→12/12					
1.7 CDTI (M75)	81	01/08→04/15		für Bremsscheibendurchmesser [mm]: 308		11.8171-0008.1 990049	ATE
1.7 CDTI (M75)	92	01/08→04/15					
1.8 (M75)	88	06/13→04/15		für Bremsscheibendurchmesser [mm]: 280		11.8171-0008.1 990049	ATE
1.8 (M75)	103	07/05→04/15					








	kw			 	! #		
<b>OPEL - ZAFIRA B (A05) 07/05→04/15</b>							
<b>Dichtungssatz, Bremsattel</b>							
1.6 (M75)	77	07/05→09/12	←			11.0441-5704.2 250034	ATE
1.6 (M75)	85	01/08→04/15					
1.6 CNG (M75)	69	07/05→04/15					
1.6 CNG Turbo (M75)	110	02/09→04/15					
1.9 CDTI (M75)	74	07/05→12/10					
1.9 CDTI (M75)	88	07/05→04/15					
1.9 CDTI (M75)	110	07/05→04/15					
2.0 (M75)	147	07/05→12/10					
2.2 (M75)	110	07/05→12/12					
1.7 CDTI (M75)	81	01/08→04/15	←	für Bremsscheibendurchmesser [mm]:		11.0441-5704.2 250034	ATE
1.7 CDTI (M75)	92	01/08→04/15		308			
1.8 (M75)	88	06/13→04/15	←	für Bremsscheibendurchmesser [mm]:		11.0441-5704.2 250034	ATE
1.8 (M75)	103	07/05→04/15		280			
<b>Zubehörsatz, Bremsattel</b>							
1.6 (M75)	77	07/05→09/12	→			24.0101-3803.2 260101	TRW
1.6 (M75)	85	01/08→04/15					
1.6 CNG (M75)	69	07/05→04/15					
1.6 CNG Turbo (M75)	110	02/09→04/15					
1.7 CDTI (M75)	81	01/08→04/15					
1.7 CDTI (M75)	92	01/08→04/15					
1.8 (M75)	88	06/13→04/15					
1.8 (M75)	103	07/05→04/15					
1.9 CDTI (M75)	74	07/05→12/10					
1.9 CDTI (M75)	88	07/05→04/15					
1.9 CDTI (M75)	110	07/05→04/15					
2.0 (M75)	147	07/05→12/10					
2.2 (M75)	110	07/05→12/12					
<b>Bremsschlauch</b>							
1.6 (M75)	77	07/05→09/12	←		2	24.5241-0429.3 331381	L= 429
1.6 (M75)	85	01/08→04/15	→	☐		24.5157-0218.3 331095	L= 219 L2= 185 mit Rohrleitung
1.6 CNG (M75)	69	07/05→04/15	→	☐		24.5157-0219.3 331096	L= 219 L2= 185 mit Rohrleitung
1.6 CNG Turbo (M75)	110	02/09→04/15	→	☐			
1.7 CDTI (M75)	81	01/08→04/15					
1.7 CDTI (M75)	92	01/08→04/15					
1.8 (M75)	88	06/13→04/15					
1.8 (M75)	103	07/05→04/15					
1.9 CDTI (M75)	74	07/05→12/10					
1.9 CDTI (M75)	88	07/05→04/15					
1.9 CDTI (M75)	110	07/05→04/15					
2.0 (M75)	147	07/05→12/10					
2.2 (M75)	110	07/05→12/12					
2.0 (M75)	177	01/06→12/10	→	☐		24.5157-0218.3 331095	L= 219 L2= 185 mit Rohrleitung
			→	☐		24.5157-0219.3 331096	L= 219 L2= 185 mit Rohrleitung
<b>OPEL - ZAFIRA B Van (A05) 07/05→04/15</b>							
<b>Bremssattel</b>							
1.6 CNG Turbo (M75)	110	02/09→04/15	←	☐		24.3571-9823.5 240499	ATE Ø 57 - Halter
			←	☐		24.3571-9824.5 240500	ATE Ø 57 - Halter
			→	☐		24.3417-1703.5 240854	TRW Ø 41 - Halter
			→	☐		24.3417-1704.5 240855	TRW Ø 41 - Halter
1.7 CDTI (M75)	81	01/08→04/15	←	☐;		24.3571-9823.5 240499	ATE Ø 57 - Halter
1.7 CDTI (M75)	92	01/08→04/15		für Bremsscheibendurchmesser [mm]:			
1.8 (M75)	103	07/05→04/15		308			
			←	☐;		24.3571-9823.5 240499	ATE Ø 57 - Halter
				für Bremsscheibendurchmesser [mm]:			
				280			
			←	☐;		24.3571-9824.5 240500	ATE Ø 57 - Halter
				für Bremsscheibendurchmesser [mm]:			
				308			
			←	☐;		24.3571-9824.5 240500	ATE Ø 57 - Halter
				für Bremsscheibendurchmesser [mm]:			
				280			
			→	☐		24.3417-1703.5 240854	TRW Ø 41 - Halter
			→	☐		24.3417-1704.5 240855	TRW Ø 41 - Halter
<b>Halter, Bremsattel</b>							
1.6 CNG Turbo (M75)	110	02/09→04/15	←			11.8170-0758.1 260120	ATE
1.7 CDTI (M75)	81	01/08→04/15	←	für Bremsscheibendurchmesser [mm]:		11.8170-0758.1 260120	ATE
1.7 CDTI (M75)	92	01/08→04/15		308			
1.8 (M75)	103	07/05→04/15					
			↓				

































	kw					! #		
<b>OPEL - ZAFIRA B Van (A05) 07/05→04/15</b>								
<b>Feder, Bremsattel</b>								
1.6 CNG Turbo (M75)	110	02/09→04/15	←			2	11.8116-0292.1 390521	ATE
1.7 CDTi (M75)	81	01/08→04/15	←	für Bremsscheibendurchmesser [mm]:		2	11.8116-0292.1 390521	ATE
1.7 CDTi (M75)	92	01/08→04/15		308				
1.8 (M75)	103	07/05→04/15	←	für Bremsscheibendurchmesser [mm]:		2	11.8116-0292.1 390521	ATE
				280				
<b>Führungshülzensatz, Bremsattel</b>								
1.6 CNG Turbo (M75)	110	02/09→04/15	←				11.0101-5407.2 260011	ATE
1.7 CDTi (M75)	81	01/08→04/15	←	für Bremsscheibendurchmesser [mm]:			11.0101-5407.2 260011	ATE
1.7 CDTi (M75)	92	01/08→04/15		308				
1.8 (M75)	103	07/05→04/15	←	für Bremsscheibendurchmesser [mm]:			11.0101-5407.2 260011	ATE
				280				
<b>Führungsbolzen, Bremsattel</b>								
1.6 CNG Turbo (M75)	110	02/09→04/15					11.8171-0008.1 990049	ATE
1.7 CDTi (M75)	81	01/08→04/15		für Bremsscheibendurchmesser [mm]:			11.8171-0008.1 990049	ATE
1.7 CDTi (M75)	92	01/08→04/15		308				
1.8 (M75)	103	07/05→04/15		für Bremsscheibendurchmesser [mm]:			11.8171-0008.1 990049	ATE
				280				
<b>Dichtungssatz, Bremsattel</b>								
1.6 CNG Turbo (M75)	110	02/09→04/15	←				11.0441-5704.2 250034	ATE
1.7 CDTi (M75)	81	01/08→04/15	←	für Bremsscheibendurchmesser [mm]:			11.0441-5704.2 250034	ATE
1.7 CDTi (M75)	92	01/08→04/15		308				
1.8 (M75)	103	07/05→04/15	←	für Bremsscheibendurchmesser [mm]:			11.0441-5704.2 250034	ATE
				280				
<b>Zubehörsatz, Bremsattel</b>								
1.6 CNG Turbo (M75)	110	02/09→04/15	→				24.0101-3803.2 260101	TRW
1.7 CDTi (M75)	81	01/08→04/15						
1.7 CDTi (M75)	92	01/08→04/15						
1.8 (M75)	103	07/05→04/15						
<b>Bremsschlauch</b>								
1.6 CNG Turbo (M75)	110	02/09→04/15	←			2	24.5241-0429.3 331381	L= 429
1.7 CDTi (M75)	81	01/08→04/15	←				24.5157-0218.3 331095	L= 219 L2= 185 mit Rohrleitung
1.7 CDTi (M75)	92	01/08→04/15	→					
1.8 (M75)	103	07/05→04/15	→				24.5157-0219.3 331096	L= 219 L2= 185 mit Rohrleitung
<b>OPEL - ZAFIRA TOURER C (P12) 10/11→</b>								
<b>Bremssattel</b>								
1.4 (75)	88	10/11→	←	☐; 11/11→;			11.9601-2601.2 220913	ATE Ø 60 - Halter
1.4 (75)	103	10/11→		für Bremsscheibendurchmesser [mm]:				
1.4 LPG (75)	103	10/11→		300				
1.6 CNG (75)	110	10/11→	←	☐; 11/11→;			11.9601-2602.2 220914	ATE Ø 60 - Halter
1.8 (75)	85	10/11→		für Bremsscheibendurchmesser [mm]:				
1.8 (75)	103	10/11→		300				
2.0 CDTi (75)	81	10/11→						
2.0 CDTi (75)	96	10/11→						
2.0 CDTi (75)	118	10/11→						
2.0 CDTi (75)	121	10/11→						
1.6 CDTi (75)	88	07/14→	←	☐;			11.9601-2601.2 220913	ATE Ø 60 - Halter
1.6 CDTi (75)	99	11/16→		für Bremsscheibendurchmesser [mm]:				
1.6 SIDI (75)	125	12/12→		300				
1.6 SIDI (75)	147	07/13→	←	☐;			11.9601-2602.2 220914	ATE Ø 60 - Halter
2.0 BiTurbo CDTi (75)	143	01/13→		für Bremsscheibendurchmesser [mm]:				
2.0 CDTi (75)	125	01/15→		300				
1.6 CDTi (75)	100	02/13→	←	☐; 03/13→;			11.9601-2601.2 220913	ATE Ø 60 - Halter
				für Bremsscheibendurchmesser [mm]:				
				300				
			←	☐; 03/13→;			11.9601-2602.2 220914	ATE Ø 60 - Halter
				für Bremsscheibendurchmesser [mm]:				
				300				
<b>PEUGEOT - 106 I (1A, 1C) 08/91→04/96</b>								
<b>Bremssattel</b>								
1.3	72	10/93→04/96	←	☐; S 51132347→			24.3481-9833.5 240479	ATE Ø 48 - Halter
1.6	76	01/94→04/96	←	☐; S 51132347→			24.3481-9834.5 240480	ATE Ø 48 - Halter
1.4	51	08/91→03/96	←	☐; S 51132347→; + ABS			24.3481-9833.5 240479	ATE Ø 48 - Halter
1.4	55	09/91→04/96						
1.4 D	37	09/92→04/96	←	☐; S 51132347→; + ABS			24.3481-9834.5 240480	ATE Ø 48 - Halter
1.5 D	40	06/94→04/96						
1.5 D	43	06/94→04/96						









	kw			 	! #		
<b>PEUGEOT - 106 I (1A, 1C) 08/91→04/96</b>							
 <b>Bremssattel</b>							
1.6	65	06/93→04/96	←	☐; S 51132347→; + ABS	24.3481-9833.5	240479	ATE Ø 48 - Halter
			←	☐; S 51132347→; + ABS	24.3481-9834.5	240480	ATE Ø 48 - Halter
<b>Feder, Bremssattel</b>							
1.3	72	10/93→04/96	←	S 51132347→	2	11.8116-0129.1	390591 ATE
1.6	76	01/94→04/96					
1.4	51	08/91→03/96	←	S 51132347→; + ABS	2	11.8116-0129.1	390591 ATE
1.4	55	09/91→04/96					
1.4 D	37	09/92→04/96					
1.5 D	40	06/94→04/96					
1.5 D	43	06/94→04/96					
1.6	65	06/93→04/96					
<b>Führungshülzensatz, Bremssattel</b>							
1.3	72	10/93→04/96	←	S 51132347→	11.0101-5407.2	260011	ATE
1.6	76	01/94→04/96					
1.4	51	08/91→03/96	←	S 51132347→; + ABS	11.0101-5407.2	260011	ATE
1.4	55	09/91→04/96					
1.4 D	37	09/92→04/96					
1.5 D	40	06/94→04/96					
1.5 D	43	06/94→04/96					
1.6	65	06/93→04/96					
<b>Führungsbolzen, Bremssattel</b>							
1.3	72	10/93→04/96		S 51132347→	11.8171-0008.1	990049	ATE
1.6	76	01/94→04/96					
1.4	51	08/91→03/96		S 51132347→; + ABS	11.8171-0008.1	990049	ATE
1.4	55	09/91→04/96					
1.4 D	37	09/92→04/96					
1.5 D	40	06/94→04/96					
1.5 D	43	06/94→04/96					
1.6	65	06/93→04/96					
<b>Dichtungssatz, Bremssattel</b>							
1.0	33	09/91→04/96	←	- ABS	11.0441-4501.2	250015	ATE
1.0	37	09/91→04/96					
1.1	44	09/91→04/96					
1.3	72	10/93→04/96	←	S 51132347→	11.0441-4811.2	250024	ATE
1.6	76	01/94→04/96					
1.4	51	08/91→03/96	←	S 51132347→; + ABS	11.0441-4811.2	250024	ATE
1.4	55	09/91→04/96					
1.4 D	37	09/92→04/96					
1.5 D	40	06/94→04/96					
1.5 D	43	06/94→04/96					
1.6	65	06/93→04/96					
 <b>Bremsschlauch</b>							
1.0	33	09/91→04/96	←	→ 03/95; + ABS	2	24.5111-0290.3	330108 L= 290
1.0	37	09/91→04/96	←	- ABS; Türenanzahl: 3	2	24.5111-0290.3	330108 L= 290
1.1	44	09/91→04/96	←	04/95→; + ABS	2	24.5111-0301.3	330499 L= 300
			←	- ABS; Türenanzahl: 5	2	24.5111-0330.3	330160 L= 330
			→	☐; für Fahrzeuge mit verstärktem Fahrwerk	2	24.5229-0199.3	330534 L= 200
			→	für Fahrzeuge ohne verstärktes Fahrwerk	2	24.5229-0199.3	330534 L= 200
			→	☐; für Fahrzeuge mit verstärktem Fahrwerk	2	24.5229-0211.3	330573 L= 210
1.3	72	10/93→04/96	←	→ 03/95	2	24.5111-0290.3	330108 L= 290
1.6	76	01/94→04/96	←	04/95→	2	24.5111-0301.3	330499 L= 300
			→	☐; für Fahrzeuge mit verstärktem Fahrwerk	2	24.5229-0199.3	330534 L= 200
			→	für Fahrzeuge ohne verstärktes Fahrwerk	2	24.5229-0199.3	330534 L= 200
			→	☐; für Fahrzeuge mit verstärktem Fahrwerk	2	24.5229-0211.3	330573 L= 210
1.4	51	08/91→03/96	←	→ 03/95; + ABS	2	24.5111-0290.3	330108 L= 290
1.4	55	09/91→04/96	←	- ABS	2	24.5111-0290.3	330108 L= 290
1.4	69	09/91→04/96	←	04/95→; + ABS	2	24.5111-0301.3	330499 L= 300
1.4 D	72	08/91→03/96	←	04/95→; + ABS	2	24.5111-0301.3	330499 L= 300
1.4 D	37	09/92→04/96					
1.5 D	40	06/94→04/96	→	☐; für Fahrzeuge mit verstärktem Fahrwerk	2	24.5229-0199.3	330534 L= 200
1.5 D	43	06/94→04/96	→	für Fahrzeuge ohne verstärktes Fahrwerk	2	24.5229-0199.3	330534 L= 200
			→	☐; für Fahrzeuge mit verstärktem Fahrwerk	2	24.5229-0211.3	330573 L= 210
↓							






















	kw			 	! #		
<b>PEUGEOT - 106 I (1A, 1C) 08/91→04/96</b>							
 <b>Bremsschlauch</b>							
1.6	65	06/93→04/96	← - ABS	2	24.5111-0290.3	330108	L= 290
			← 01/94→ 03/95; + ABS	2	24.5111-0290.3	330108	L= 290
			← 04/95→; + ABS	2	24.5111-0301.3	330499	L= 300
			→  ; für Fahrzeuge mit verstärktem Fahrwerk		24.5229-0199.3	330534	L= 200
			→ für Fahrzeuge ohne verstärktes Fahrwerk	2	24.5229-0199.3	330534	L= 200
			→  ; für Fahrzeuge mit verstärktem Fahrwerk		24.5229-0211.3	330573	L= 210
<b>PEUGEOT - 106 II (1) 04/96→05/05</b>							
 <b>Bremsattel</b>							
1.6 i 1.6 S16	74 88	05/96→01/01 04/98→09/01	← 		24.3481-9833.5	240479	ATE Ø 48 - Halter
			← 		24.3481-9834.5	240480	ATE Ø 48 - Halter
1.6 S16	87	05/96→07/04	←  ; → 03/04		24.3481-9833.5	240479	ATE Ø 48 - Halter
			←  ; → 03/04		24.3481-9834.5	240480	ATE Ø 48 - Halter
<b>Feder, Bremsattel</b>							
1.6 i 1.6 S16	74 88	05/96→01/01 04/98→09/01	←	2	11.8116-0129.1	390591	ATE
1.6 S16	87	05/96→07/04	← → 03/04	2	11.8116-0129.1	390591	ATE
<b>Führungshülzensatz, Bremsattel</b>							
1.6 i 1.6 S16	74 88	05/96→01/01 04/98→09/01	←		11.0101-5407.2	260011	ATE
1.6 S16	87	05/96→07/04	← → 03/04		11.0101-5407.2	260011	ATE
<b>Führungsbolzen, Bremsattel</b>							
1.6 i 1.6 S16	74 88	05/96→01/01 04/98→09/01			11.8171-0008.1	990049	ATE
1.6 S16	87	05/96→07/04			11.8171-0008.1	990049	ATE
<b>Dichtungssatz, Bremsattel</b>							
1.0 i 1.0 i 1.1 i	33 37 40	05/96→10/99 01/97→03/01 01/97→03/01	←		11.0441-4501.2	250015	ATE
1.1 i	44	05/96→07/04	← → 03/04		11.0441-4501.2	250015	ATE
1.6 i 1.6 S16	74 88	05/96→01/01 04/98→09/01	←		11.0441-4811.2	250024	ATE
1.6 S16	87	05/96→07/04	← → 03/04		11.0441-4811.2	250024	ATE
 <b>Bremsschlauch</b>							
1.0 i 1.0 i	33 37	05/96→10/99 01/97→03/01	← Orga 07875→; + ABS	2	24.5111-0290.3	330108	L= 290
			← Orga 07665→; - ABS	2	24.5111-0290.3	330108	L= 290
			← →Orga 07664; - ABS; Felge Lochzahl: 4	2	24.5111-0301.3	330499	L= 300
			← →Orga 07874; + ABS; Felge Lochzahl: 4	2	24.5111-0301.3	330499	L= 300
			← →Orga 07664; - ABS; Felge Lochzahl: 3	2	24.5111-0330.3	330160	L= 330
			← →Orga 07874; + ABS; Felge Lochzahl: 3	2	24.5111-0330.3	330160	L= 330
			→ für Fahrzeuge ohne verstärktes Fahrwerk	2	24.5229-0199.3	330534	L= 200
			→  ; für Fahrzeuge mit verstärktem Fahrwerk		24.5229-0199.3	330534	L= 200
			→  ; für Fahrzeuge mit verstärktem Fahrwerk		24.5229-0211.3	330573	L= 210
1.1 i	40	01/97→03/01	← Orga 07665→; - ABS	2	24.5111-0290.3	330108	L= 290
			→  ; für Fahrzeuge mit verstärktem Fahrwerk		24.5229-0199.3	330534	L= 200
			→ für Fahrzeuge ohne verstärktes Fahrwerk	2	24.5229-0199.3	330534	L= 200
			→  ; für Fahrzeuge mit verstärktem Fahrwerk		24.5229-0211.3	330573	L= 210
1.1 i	44	05/96→07/04	← Orga 07665→; → 03/04; - ABS	2	24.5111-0290.3	330108	L= 290
			← →Orga 07664; - ABS; Felge Lochzahl: 4	2	24.5111-0301.3	330499	L= 300
			← →Orga 07664; - ABS; Felge Lochzahl: 3	2	24.5111-0330.3	330160	L= 330
			→  ; → 03/04; für Fahrzeuge mit verstärktem Fahrwerk		24.5229-0199.3	330534	L= 200
↓							

	kw			 	! #		
<b>PEUGEOT - 106 II (1) 04/96→05/05</b>							
<b>Bremsschlauch</b>							
1.1 i	44	05/96→07/04	➔	→ 03/04; für Fahrzeuge ohne verstärktes Fahrwerk	2	24.5229-0199.3 330534	L= 200
			➔	☐; → 03/04; für Fahrzeuge mit verstärktem Fahrwerk		24.5229-0211.3 330573	L= 210
1.4 i 1.6 S16	55 87	05/96→07/04 05/96→07/04	➔	Orga 07665→; → 03/04; - ABS	2	24.5111-0290.3 330108	L= 290
			➔	Orga 07875→; → 03/04; + ABS	2	24.5111-0290.3 330108	L= 290
			➔	→Orga 07874; + ABS	2	24.5111-0301.3 330499	L= 300
			➔	→Orga 07664; - ABS	2	24.5111-0301.3 330499	L= 300
			➔	☐; → 03/04; für Fahrzeuge mit verstärktem Fahrwerk		24.5229-0199.3 330534	L= 200
			➔	→ 03/04; für Fahrzeuge ohne verstärktes Fahrwerk	2	24.5229-0199.3 330534	L= 200
			➔	☐; → 03/04; für Fahrzeuge mit verstärktem Fahrwerk		24.5229-0211.3 330573	L= 210
1.5 D 1.6 i 1.6 i 1.6 S16	40 65 74 88	05/96→03/01 05/96→10/99 05/96→01/01 04/98→09/01	➔	Orga 07665→; - ABS	2	24.5111-0290.3 330108	L= 290
			➔	Orga 07875→; + ABS	2	24.5111-0290.3 330108	L= 290
			➔	→Orga 07874; + ABS	2	24.5111-0301.3 330499	L= 300
			➔	→Orga 07664; - ABS	2	24.5111-0301.3 330499	L= 300
			➔	☐; für Fahrzeuge mit verstärktem Fahrwerk		24.5229-0199.3 330534	L= 200
			➔	für Fahrzeuge ohne verstärktes Fahrwerk	2	24.5229-0199.3 330534	L= 200
			➔	☐; für Fahrzeuge mit verstärktem Fahrwerk		24.5229-0211.3 330573	L= 210
1.5 D	42	04/98→07/04	➔	10/00→ 03/04	2	24.5111-0290.3 330108	L= 290
			➔	☐; 10/00→ 03/04; für Fahrzeuge mit verstärktem Fahrwerk		24.5229-0199.3 330534	L= 200
			➔	10/00→ 03/04; für Fahrzeuge ohne verstärktes Fahrwerk	2	24.5229-0199.3 330534	L= 200
			➔	☐; 10/00→ 03/04; für Fahrzeuge mit verstärktem Fahrwerk		24.5229-0211.3 330573	L= 210
Electric	20	04/96→07/04	➔		2	24.5111-0301.3 330499	L= 300
			➔		2	24.5229-0199.3 330534	L= 200
<b>PEUGEOT - 106 Van (1_) 08/91→03/01</b>							
<b>Dichtungssatz, Bremssattel</b>							
1.0	33	09/91→03/01	➔	05/96→		11.0441-4501.2 250015	ATE
<b>Bremsschlauch</b>							
1.0	33	09/91→03/01	➔	Orga 07875→; + ABS	2	24.5111-0290.3 330108	L= 290
			➔	Orga 07665→; - ABS	2	24.5111-0290.3 330108	L= 290
			➔	05/96→; →Orga 07664; - ABS; Felge Lochzahl: 4	2	24.5111-0301.3 330499	L= 300
			➔	05/96→; →Orga 07874; + ABS; Felge Lochzahl: 4	2	24.5111-0301.3 330499	L= 300
			➔	05/96→; →Orga 07874; + ABS; Felge Lochzahl: 3	2	24.5111-0330.3 330160	L= 330
			➔	05/96→; →Orga 07664; - ABS; Felge Lochzahl: 3	2	24.5111-0330.3 330160	L= 330
			➔	05/96→; für Fahrzeuge ohne verstärktes Fahrwerk	2	24.5229-0199.3 330534	L= 200
			➔	☐; 05/96→; für Fahrzeuge mit verstärktem Fahrwerk		24.5229-0199.3 330534	L= 200
			➔	☐; 05/96→; für Fahrzeuge mit verstärktem Fahrwerk		24.5229-0211.3 330573	L= 210
1.5 D	40	05/96→03/01	➔	Orga 07665→; - ABS	2	24.5111-0290.3 330108	L= 290
			➔	Orga 07875→; + ABS	2	24.5111-0290.3 330108	L= 290
			➔	→Orga 07874; + ABS	2	24.5111-0301.3 330499	L= 300
			➔	→Orga 07664; - ABS	2	24.5111-0301.3 330499	L= 300
			➔	☐; für Fahrzeuge mit verstärktem Fahrwerk		24.5229-0199.3 330534	L= 200
			➔	für Fahrzeuge ohne verstärktes Fahrwerk	2	24.5229-0199.3 330534	L= 200
			➔	☐; für Fahrzeuge mit verstärktem Fahrwerk		24.5229-0211.3 330573	L= 210
1.5 D ↓	42	10/00→03/01	➔		2	24.5111-0290.3 330108	L= 290

	kw			 	! #			
<b>PEUGEOT - 106 Van (1_) 08/91→03/01</b>								
 <b>Bremsschlauch</b>								
1.5 D	42	10/00→03/01	➡	 ; für Fahrzeuge mit verstärktem Fahrwerk	2	24.5229-0199.3	330534	L= 200
			➡	für Fahrzeuge ohne verstärktes Fahrwerk	2	24.5229-0199.3	330534	L= 200
			➡	 ; für Fahrzeuge mit verstärktem Fahrwerk		24.5229-0211.3	330573	L= 210
Electric	20	04/96→03/01	←		2	24.5111-0301.3	330499	L= 300
			➡		2	24.5229-0199.3	330534	L= 200
<b>PEUGEOT - 107 06/05→</b>								
 <b>Bremssattel</b>								
1.0	50	06/05→	←	 ; → 05/14		24.3481-1791.5	240731	Ø 48 - Halter
			←	 ; → 05/14		24.3481-1792.5	240732	Ø 48 - Halter
1.4 HDi	40	06/05→05/14	←			24.3481-1791.5	240731	Ø 48 - Halter
			←			24.3481-1792.5	240732	Ø 48 - Halter
 <b>Bremsschlauch</b>								
1.0	50	06/05→	←	 ; → 05/14		24.5262-0501.3	331025	L= 501,5
			←	 ; → 05/14		24.5295-0496.3	331033	L= 496
			➡	→ 05/14	2	24.5261-0225.3	330909	L= 225
1.4 HDi	40	06/05→05/14	←			24.5262-0501.3	331025	L= 501,5
			←			24.5295-0496.3	331033	L= 496
			➡		2	24.5261-0225.3	330909	L= 225
<b>PEUGEOT - 108 05/14→</b>								
 <b>Bremssattel</b>								
1.0 VTi	51	05/14→	←			24.3481-1791.5	240731	Ø 48 - Halter
1.0 VTi 72	53	05/18→	←			24.3481-1792.5	240732	Ø 48 - Halter
1.2	60	05/14→						
<b>PEUGEOT - 205 II (20A/C) 01/87→12/00</b>								
 <b>Bremssattel</b>								
1.8 TD	57	01/90→09/98	←	 ; 06/93→		24.3481-9833.5	240479	ATE Ø 48 - Halter
			←	 ; 06/93→		24.3481-9834.5	240480	ATE Ø 48 - Halter
1.8 XDT	58	08/90→05/97	←			24.3481-9833.5	240479	ATE Ø 48 - Halter
			←			24.3481-9834.5	240480	ATE Ø 48 - Halter
1.9 GTI	94	10/87→09/98	←	 ; → 08/88		24.3481-1615.5	240031	TRW Ø 48 - Halter
			←	 ; 09/90→		24.3481-1615.5	240031	TRW Ø 48 - Halter
			←	 ; → 08/88		24.3481-1616.5	240032	TRW Ø 48 - Halter
			←	 ; 09/90→		24.3481-1616.5	240032	TRW Ø 48 - Halter
<b>Feder, Bremssattel</b>								
1.8 TD	57	01/90→09/98	←	06/93→	2	11.8116-0129.1	390591	ATE
1.8 XDT	58	08/90→05/97	←		2	11.8116-0129.1	390591	ATE
1.9 GTI	94	10/87→09/98	←	09/90→	2	11.8116-0129.1	390591	ATE
<b>Führungshülzensatz, Bremssattel</b>								
1.8 TD	57	01/90→09/98	←	06/93→		11.0101-5407.2	260011	ATE
1.8 XDT	58	08/90→05/97	←			11.0101-5407.2	260011	ATE
1.9 GTI	94	10/87→09/98	←	09/90→		11.0101-5407.2	260011	ATE
<b>Führungsbolzen, Bremssattel</b>								
1.8 TD	57	01/90→09/98		06/93→		11.8171-0008.1	990049	ATE
1.8 XDT	58	08/90→05/97				11.8171-0008.1	990049	ATE
1.9 GTI	94	10/87→09/98		09/90→		11.8171-0008.1	990049	ATE
<b>Dichtungssatz, Bremssattel</b>								
1.8 TD	57	01/90→09/98	←	06/93→		11.0441-4811.2	250024	ATE
1.8 XDT	58	08/90→05/97	←			11.0441-4811.2	250024	ATE
1.9 GTI	94	10/87→09/98	←	09/90→		11.0441-4811.2	250024	ATE
↓								

	kw			 	! #		
<b>PEUGEOT - 205 II (20A/C) 01/87→12/00</b>							
<b>Zubehörsatz, Bremssattel</b>							
1.9 GTI	94	10/87→09/98	←	→ 08/88		24.0101-4806.2 260052	TRW
			←	09/90→		24.0101-4806.2 260052	TRW
<b> Bremsschlauch</b>							
1.0	33	10/87→09/98	←	09/90→	2	24.5112-0325.3 330415 24.5112-0405.3 330428	L= 355 L= 405
			→	09/90→	2	24.5228-0255.3 330409	L= 255
1.0 1.8 XDT	37 58	08/92→05/97 08/90→05/97	←		2	24.5112-0325.3 330415 24.5112-0405.3 330428	L= 355 L= 405
			→		2	24.5228-0255.3 330409	L= 255
1.1 1.4	44 55	07/89→09/98 07/88→09/98	←	→ 08/90	2	24.5112-0325.3 330415 24.5112-0405.3 330428	L= 355 L= 405
			←	09/90→	2	24.5112-0325.3 330415 24.5112-0405.3 330428	L= 355 L= 405
			→	09/90→	2	24.5228-0255.3 330409	L= 255
			→	→ 08/90	2	24.5228-0255.3 330409	L= 255
1.6 1.6	53 55	10/87→09/98 10/87→09/98	←	→ 08/90	2	24.5112-0325.3 330415 24.5112-0405.3 330428	L= 355 L= 405
			←	09/90→; - ABS	2	24.5112-0325.3 330415 24.5112-0405.3 330428	L= 355 L= 405
			→	→ 08/90	2	24.5228-0255.3 330409	L= 255
			→	09/90→; - ABS	2	24.5228-0255.3 330409	L= 255
1.6 Aut.	58	10/87→09/98	←	→ 08/90; Automatikgetriebe	2	24.5112-0325.3 330415 24.5112-0405.3 330428	L= 355 L= 405
			←	09/90→; - ABS	2	24.5112-0325.3 330415 24.5112-0405.3 330428	L= 355 L= 405
			→	→ 08/90; Automatikgetriebe	2	24.5228-0255.3 330409	L= 255
			→	09/90→; - ABS	2	24.5228-0255.3 330409	L= 255
1.6 Aut.	65	05/90→09/98	←	→ 08/90; Automatikgetriebe	2	24.5112-0325.3 330415 24.5112-0405.3 330428	L= 355 L= 405
			←	09/90→; + ABS	2	24.5112-0405.3 330428	L= 405
			→	09/90→; + ABS	2	24.5112-0155.3 330507 24.5112-0300.3 330696	L= 155 L= 300
			→	→ 08/90; Automatikgetriebe	2	24.5228-0255.3 330409	L= 255
1.7 Diesel	44	07/87→09/98	←	→ 08/90	2	24.5112-0325.3 330415 24.5112-0405.3 330428	L= 355 L= 405
			←	03/94→	2	24.5112-0325.3 330415 24.5112-0405.3 330428	L= 355 L= 405
			→	03/94→	2	24.5112-0325.3 330415	L= 355
			→	→ 08/90	2	24.5228-0255.3 330409	L= 255
1.8 TD	57	01/90→09/98	←	09/90→	2	24.5112-0430.3 330615	L= 430
			→	09/90→	2	24.5228-0255.3 330409	L= 255
1.9 Diesel	47	10/87→09/98	←	09/90→	2	24.5112-0325.3 330415 24.5112-0405.3 330428	L= 355 L= 405
			←	09/88→ 08/90	2	24.5112-0325.3 330415 24.5112-0405.3 330428	L= 355 L= 405
			→	09/90→	2	24.5112-0325.3 330415 24.5228-0255.3 330409	L= 355 L= 255
			→	09/88→ 08/90	2	24.5228-0255.3 330409	L= 255
1.9 GTI	94	10/87→09/98	←	→ 08/88	2	24.5112-0325.3 330415 24.5112-0405.3 330428	L= 355 L= 405
			←	09/90→	2	24.5112-0405.3 330428	L= 405
			→	09/90→	2	24.5112-0155.3 330507	L= 155
			→	→ 08/88	2	24.5112-0155.3 330507 24.5228-0255.3 330409	L= 155 L= 255
			→	09/90→; + ABS	2	24.5112-0300.3 330696	L= 300
			→	09/90→; - ABS	2	24.5228-0255.3 330409	L= 255

	kw			 	! #		
<b>PEUGEOT - 205 Kasten 03/94→05/97</b>							
 <b>Bremsschlauch</b>							
1.7 Diesel	44	03/94→05/97	←		2	24.5112-0325.3 330415	L= 355
			→			24.5112-0405.3 330428	L= 405
			←		2	24.5112-0325.3 330415	L= 355
<b>PEUGEOT - 206 CC (2D) 09/00→</b>							
 <b>Bremssattel</b>							
1.6 1.6 16V	81 80	09/01→12/08 09/00→	←	☐; →Orga 08777		24.3541-1767.5 240237	BOS Ø 54 - Halter
			←	☐; →Orga 08777		24.3541-1768.5 240238	Ø 54 - Halter
			←	☐; Orga 09079→ Orga 10949		24.3541-1771.5 240239	BOS Ø 54 - Halter
			←	☐; Orga 09079→ Orga 10949		24.3541-1772.5 240240	BOS Ø 54 - Halter
1.6 HDi 110	80	04/05→	←	☐; → 01/07		24.3541-1771.5 240239	BOS Ø 54 - Halter
			←	☐; → 01/07		24.3541-1772.5 240240	BOS Ø 54 - Halter
2.0 S16	100	09/00→	←	☐; →Orga 08777		24.3541-1767.5 240237	BOS Ø 54 - Halter
			←	☐; →Orga 08777		24.3541-1768.5 240238	Ø 54 - Halter
			←	☐; Orga 09079→; → 01/07		24.3541-1771.5 240239	BOS Ø 54 - Halter
			←	☐; Orga 09079→; → 01/07		24.3541-1772.5 240240	BOS Ø 54 - Halter
 <b>Bremsschlauch</b>							
1.6 1.6 16V 2.0 S16	81 80 100	09/01→12/08 09/00→ 09/00→	←	→ 01/07	2	24.5111-0306.3 330596	L= 305
			→	☐; →Orga 09155		24.5229-0200.3 330572	L= 200
			→	Orga 09156→; → 01/07	2	24.5229-0200.3 330572	L= 200
			→	☐; →Orga 09155		24.5229-0240.3 330400	L= 242
1.6 HDi 110	80	04/05→	←	→ 01/07	2	24.5111-0306.3 330596	L= 305
			→	→ 01/07	2	24.5229-0200.3 330572	L= 200
<b>PEUGEOT - 206 Schrägheck (2A/C) 08/98→</b>							
 <b>Bremssattel</b>							
1.1	40	08/98→07/00	←	☐; 09/98→; →Orga 08238		24.3481-1741.5 240245	BOS Ø 48 - Halter
			←	☐; 09/98→; →Orga 08882; + ABS		24.3481-1741.5 240245	BOS Ø 48 - Halter
			←	☐; Orga 08610→ Orga 08882; - ABS		24.3481-1741.5 240245	BOS Ø 48 - Halter
			←	☐; 09/98→; →Orga 08882; + ABS		24.3481-1742.5 240246	BOS Ø 48 - Halter
			←	☐; 09/98→; →Orga 08238		24.3481-1742.5 240246	BOS Ø 48 - Halter
			←	☐; Orga 08610→ Orga 08882; - ABS		24.3481-1742.5 240246	BOS Ø 48 - Halter
			←	☐; Orga 09975→; V		24.3481-1769.5 240373	BOS Ø 48 - Halter
			←	☐; Orga 09975→; V		24.3481-1770.5 240374	BOS Ø 48 - Halter
			←	☐; Orga 09975→		24.3481-1771.5 240375	BOS Ø 48 - Halter
			←	☐; Orga 08883→ Orga 09974		24.3481-1771.5 240375	BOS Ø 48 - Halter
			←	☐; Orga 08883→ Orga 09974		24.3481-1772.5 240376	BOS Ø 48 - Halter
			←	☐; Orga 09975→		24.3481-1772.5 240376	BOS Ø 48 - Halter
1.1 i	44	09/98→	←	☐; →Orga 08238		24.3481-1741.5 240245	BOS Ø 48 - Halter
			←	☐; Orga 08610→ Orga 08882; - ABS		24.3481-1741.5 240245	BOS Ø 48 - Halter
			←	☐; →Orga 08882; + ABS		24.3481-1741.5 240245	BOS Ø 48 - Halter
			←	☐; →Orga 08882; + ABS		24.3481-1742.5 240246	BOS Ø 48 - Halter
			←	☐; Orga 08610→ Orga 08882; - ABS		24.3481-1742.5 240246	BOS Ø 48 - Halter
			←	☐; →Orga 08238		24.3481-1742.5 240246	BOS Ø 48 - Halter
			←	☐; Orga 09975→; → 02/09; V		24.3481-1769.5 240373	BOS Ø 48 - Halter
			←	☐; Orga 09975→; → 02/09; V		24.3481-1770.5 240374	BOS Ø 48 - Halter
			←	☐; Orga 09975→; → 02/09		24.3481-1771.5 240375	BOS Ø 48 - Halter
			←	☐; Orga 08883→ Orga 09974		24.3481-1771.5 240375	BOS Ø 48 - Halter
			←	☐; Orga 08883→ Orga 09974		24.3481-1772.5 240376	BOS Ø 48 - Halter
			←	☐; Orga 09975→; → 02/09		24.3481-1772.5 240376	BOS Ø 48 - Halter
1.4 16V 1.6 HDi 110	65 80	10/03→ 05/04→	←	☐; → 02/09		24.3541-1771.5 240239	BOS Ø 54 - Halter
			←	☐; → 02/09		24.3541-1772.5 240240	BOS Ø 54 - Halter
1.4 CNG 1.4 LPG	55 55	05/06→09/07 05/06→09/07	←	☐; Vollautomatik		24.3481-1769.5 240373	BOS Ø 48 - Halter

	kw			 	! #		
<b>PEUGEOT - 206 Schrägheck (2A/C) 08/98→</b>							
 <b>Bremssattel</b>							
1.4 CNG 1.4 LPG	55	05/06→09/07	←	☐; Schaltgetriebe; - Roland Garros; V	24.3481-1769.5	240373	BOS Ø 48 - Halter
	55	05/06→09/07	←	☐; Vollautomatik	24.3481-1770.5	240374	BOS Ø 48 - Halter
			←	☐; Schaltgetriebe; - Roland Garros; V	24.3481-1770.5	240374	BOS Ø 48 - Halter
			←	☐; Schaltgetriebe; - Roland Garros	24.3481-1771.5	240375	BOS Ø 48 - Halter
			←	☐; Schaltgetriebe; - Roland Garros	24.3481-1772.5	240376	BOS Ø 48 - Halter
1.4 HDi	51	09/02→02/07	←	☐; V	24.3481-1769.5	240373	BOS Ø 48 - Halter
			←	☐; V	24.3481-1770.5	240374	BOS Ø 48 - Halter
			←	☐	24.3481-1771.5	240375	BOS Ø 48 - Halter
			←	☐	24.3481-1772.5	240376	BOS Ø 48 - Halter
1.4 HDi eco 70	50	09/01→	←	☐; → 02/09; V	24.3481-1769.5	240373	BOS Ø 48 - Halter
			←	☐; → 02/09; V	24.3481-1770.5	240374	BOS Ø 48 - Halter
			←	☐; → 02/09	24.3481-1771.5	240375	BOS Ø 48 - Halter
			←	☐; → 02/09	24.3481-1772.5	240376	BOS Ø 48 - Halter
1.4 i	55	09/98→	←	☐; →Orga 08749; Vollautomatik	24.3481-1739.5	240243	BOS Ø 48 - Halter
			←	☐; →Orga 08749	24.3481-1739.5	240243	BOS Ø 48 - Halter
			←	☐; →Orga 08749	24.3481-1740.5	240244	BOS Ø 48 - Halter
			←	☐; →Orga 08749; Vollautomatik	24.3481-1740.5	240244	BOS Ø 48 - Halter
			←	☐; →Orga 08882; Schaltgetriebe	24.3481-1741.5	240245	BOS Ø 48 - Halter
			←	☐; →Orga 08882; Schaltgetriebe	24.3481-1742.5	240246	BOS Ø 48 - Halter
			←	☐; Orga 09975→; → 02/09; Schaltgetriebe; - Roland Garros; V	24.3481-1769.5	240373	BOS Ø 48 - Halter
			←	☐; Orga 08750→; → 02/09	24.3481-1769.5	240373	BOS Ø 48 - Halter
			←	☐; Orga 08750→; → 02/09; Vollautomatik	24.3481-1769.5	240373	BOS Ø 48 - Halter
			←	☐; Orga 08750→; → 02/09	24.3481-1770.5	240374	BOS Ø 48 - Halter
			←	☐; Orga 09975→; → 02/09; Schaltgetriebe; - Roland Garros; V	24.3481-1770.5	240374	BOS Ø 48 - Halter
			←	☐; Orga 08750→; → 02/09; Vollautomatik	24.3481-1770.5	240374	BOS Ø 48 - Halter
			←	☐; Orga 08883→ Orga 09974; Schaltgetriebe; - Roland Garros	24.3481-1771.5	240375	BOS Ø 48 - Halter
			←	☐; Orga 09975→; → 02/09; Schaltgetriebe; - Roland Garros	24.3481-1771.5	240375	BOS Ø 48 - Halter
			←	☐; Orga 09975→; → 02/09; Schaltgetriebe; - Roland Garros	24.3481-1772.5	240376	BOS Ø 48 - Halter
←	☐; Orga 08883→ Orga 09974; Schaltgetriebe; - Roland Garros	24.3481-1772.5	240376	BOS Ø 48 - Halter			
1.6 1.6 16V	81 79	05/05→07/08 06/01→04/09	←	☐; →Orga 08777	24.3541-1767.5	240237	BOS Ø 54 - Halter
			←	☐; →Orga 08777	24.3541-1768.5	240238	Ø 54 - Halter
			←	☐; Orga 09079→	24.3541-1771.5	240239	BOS Ø 54 - Halter
			←	☐; Orga 09079→	24.3541-1772.5	240240	BOS Ø 54 - Halter
1.6 16V	80	12/00→	←	☐; →Orga 08777	24.3541-1767.5	240237	BOS Ø 54 - Halter
			←	☐; →Orga 08777	24.3541-1768.5	240238	Ø 54 - Halter
			←	☐; Orga 09079→; → 02/09	24.3541-1771.5	240239	BOS Ø 54 - Halter
			←	☐; Orga 09079→; → 02/09	24.3541-1772.5	240240	BOS Ø 54 - Halter
1.6 8V 1.6 i 1.9 D	66 65 51	05/99→10/03 09/98→12/00 09/98→11/01	←	☐; →Orga 08749	24.3481-1739.5	240243	BOS Ø 48 - Halter
			←	☐; →Orga 08749	24.3481-1740.5	240244	BOS Ø 48 - Halter
			←	☐; Orga 08750→	24.3481-1769.5	240373	BOS Ø 48 - Halter
			←	☐; Orga 08750→	24.3481-1770.5	240374	BOS Ø 48 - Halter
2.0 HDI 90	66	12/99→	←	☐; →Orga 08777	24.3541-1767.5	240237	BOS Ø 54 - Halter
			←	☐; →Orga 08777	24.3541-1768.5	240238	Ø 54 - Halter
			←	☐; Orga 09079→ Orga 10891	24.3541-1771.5	240239	BOS Ø 54 - Halter
			←	☐; Orga 09079→ Orga 10891	24.3541-1772.5	240240	BOS Ø 54 - Halter
2.0 S16	99	04/99→10/00	←	☐	24.3541-1767.5	240237	BOS Ø 54 - Halter
			←	☐	24.3541-1768.5	240238	Ø 54 - Halter
2.0 S16	100	06/99→	←	☐; 10/00→; →Orga 08777	24.3541-1767.5	240237	BOS Ø 54 - Halter
			←	☐; 10/00→; →Orga 08777	24.3541-1768.5	240238	Ø 54 - Halter
↓							





**PEUGEOT - 206 Schrägheck (2A/C) 08/98→**

**Bremssattel**

2.0 S16	100	06/99→	←	☐; Orga 09079→; → 02/09	24.3541-1771.5	240239	BOS Ø 54 - Halter
			←	☐; Orga 09079→; → 02/09	24.3541-1772.5	240240	BOS Ø 54 - Halter

**Bremsschlauch**













1.1	40	08/98→07/00	←	09/98→	2	24.5111-0306.3	330596	L= 305
			→	09/98→; + ABS	2	24.5229-0200.3	330572	L= 200
			→	☐; 09/98→; →Orga 09155; - ABS		24.5229-0200.3	330572	L= 200
			→	Orga 09156→; - ABS	2	24.5229-0200.3	330572	L= 200
			→	☐; 09/98→; →Orga 09155; - ABS		24.5229-0240.3	330400	L= 242
1.1 i 1.4 HDi eco 70 1.4 i 1.6 16V 2.0 HDi 90	44 50 55 80 66	09/98→ 09/01→ 09/98→ 12/00→ 12/99→	←	→ 02/09	2	24.5111-0306.3	330596	L= 305
			→	Orga 09156→; → 02/09; - ABS	2	24.5229-0200.3	330572	L= 200
			→	☐; →Orga 09155; - ABS		24.5229-0200.3	330572	L= 200
			→	→ 02/09; + ABS	2	24.5229-0200.3	330572	L= 200
			→	☐; →Orga 09155; - ABS		24.5229-0240.3	330400	L= 242
1.4 16V 1.6 HDi 110 2.0 RC	65 80 130	10/03→ 05/04→ 07/03→	←	→ 02/09	2	24.5111-0306.3	330596	L= 305
			→	→ 02/09	2	24.5229-0200.3	330572	L= 200
			→					
1.4 CNG 1.4 LPG	55 55	05/06→09/07 05/06→09/07	←		2	24.5111-0306.3	330596	L= 305
			→	- ABS	2	24.5229-0200.3	330572	L= 200
1.4 HDi 1.6 1.6 16V 1.9 D	51 81 79 51	09/02→02/07 05/05→07/08 06/01→04/09 09/98→11/01	←		2	24.5111-0306.3	330596	L= 305
			→	☐; →Orga 09155; - ABS		24.5229-0200.3	330572	L= 200
			→	+ ABS	2	24.5229-0200.3	330572	L= 200
			→	Orga 09156→; - ABS	2	24.5229-0200.3	330572	L= 200
			→	☐; →Orga 09155; - ABS		24.5229-0240.3	330400	L= 242
1.6 8V	66	05/99→10/03	←	→ 12/00	2	24.5111-0306.3	330596	L= 305
			→	☐; → 12/00		24.5229-0200.3	330572	L= 200
			→	☐; → 12/00		24.5229-0240.3	330400	L= 242
1.6 i 2.0 S16	65 99	09/98→12/00 04/99→10/00	←		2	24.5111-0306.3	330596	L= 305
			→	☐		24.5229-0200.3	330572	L= 200
			→	☐		24.5229-0240.3	330400	L= 242
2.0 S16	100	06/99→	←	10/00→ 02/09	2	24.5111-0306.3	330596	L= 305
			→	Orga 09156→; → 02/09; - ABS	2	24.5229-0200.3	330572	L= 200
			→	10/00→ 02/09; + ABS	2	24.5229-0200.3	330572	L= 200
			→	☐; 10/00→; →Orga 09155; - ABS		24.5229-0200.3	330572	L= 200
			→	☐; 10/00→; →Orga 09155; - ABS		24.5229-0240.3	330400	L= 242











**PEUGEOT - 206 Stufenheck 03/07→**








**Bremssattel**












1.4	55	03/07→	←	☐; → 02/09; Vollautomatik	24.3481-1769.5	240373	BOS Ø 48 - Halter
			←	☐; → 02/09; - Roland Garros; Schaltgetriebe; V	24.3481-1769.5	240373	BOS Ø 48 - Halter
			←	☐; → 02/09; - Roland Garros; Schaltgetriebe; V	24.3481-1770.5	240374	BOS Ø 48 - Halter
			←	☐; → 02/09; Vollautomatik	24.3481-1770.5	240374	BOS Ø 48 - Halter
			←	☐; → 02/09; - Roland Garros; Schaltgetriebe	24.3481-1771.5	240375	BOS Ø 48 - Halter
			←	☐; → 02/09; - Roland Garros; Schaltgetriebe	24.3481-1772.5	240376	BOS Ø 48 - Halter
1.4 HDi eco 70	50	09/08→	←	☐; → 02/09; V	24.3481-1769.5	240373	BOS Ø 48 - Halter
			←	☐; → 02/09; V	24.3481-1770.5	240374	BOS Ø 48 - Halter
			←	☐; → 02/09	24.3481-1771.5	240375	BOS Ø 48 - Halter
			←	☐; → 02/09	24.3481-1772.5	240376	BOS Ø 48 - Halter
1.6 16V	80	03/07→	←	☐; →Orga 08777	24.3541-1767.5	240237	BOS Ø 54 - Halter
			←	☐; →Orga 08777	24.3541-1768.5	240238	Ø 54 - Halter
			←	☐; Orga 09079→; → 02/09	24.3541-1771.5	240239	BOS Ø 54 - Halter
			←	☐; Orga 09079→; → 02/09	24.3541-1772.5	240240	BOS Ø 54 - Halter


























↓

	kw			 	! #		
<b>PEUGEOT - 206 Stufenheck 03/07→</b>							
 <b>Bremsschlauch</b>							
1.4	55	03/07→	←	→ 02/09	2	24.5111-0306.3 330596	L= 305
			→	→ 02/09; - ABS	2	24.5229-0200.3 330572	L= 200
1.4 HDi eco 70	50	09/08→	←	→ 02/09	2	24.5111-0306.3 330596	L= 305
			→	☐; → 02/09		24.5229-0200.3 330572	L= 200
			→	☐; → 02/09		24.5229-0240.3 330400	L= 242
1.6 16V	80	03/07→	←	→ 02/09	2	24.5111-0306.3 330596	L= 305
			→	Orga 09156→; → 02/09; - ABS	2	24.5229-0200.3 330572	L= 200
			→	☐; →Orga 09155; - ABS		24.5229-0200.3 330572	L= 200
			→	→ 02/09; + ABS	2	24.5229-0200.3 330572	L= 200
			→	☐; →Orga 09155; - ABS		24.5229-0240.3 330400	L= 242
<b>PEUGEOT - 206 SW (2E/K) 07/02→</b>							
 <b>Bremssattel</b>							
1.1	44	07/02→	←	☐; → 05/07		24.3481-1771.5 240375	BOS Ø 48 - Halter
1.4	55	07/02→	←	☐; → 05/07		24.3481-1772.5 240376	BOS Ø 48 - Halter
1.4 16V	65	10/03→	←	☐; → 05/07		24.3481-1772.5 240376	BOS Ø 48 - Halter
1.4 HDi	50	07/02→	←	☐; → 05/07; V		24.3481-1769.5 240373	BOS Ø 48 - Halter
			←	☐; → 05/07; V		24.3481-1770.5 240374	BOS Ø 48 - Halter
			←	☐; → 05/07		24.3481-1771.5 240375	BOS Ø 48 - Halter
			←	☐; → 05/07		24.3481-1772.5 240376	BOS Ø 48 - Halter
1.6	81	05/05→07/08	←	☐; →Orga 10808		24.3541-1771.5 240239	BOS Ø 54 - Halter
1.6 16V	80	07/02→	←	☐; →Orga 10808		24.3541-1772.5 240240	BOS Ø 54 - Halter
2.0 HDi	66	07/02→	←	☐; →Orga 10808		24.3541-1772.5 240240	BOS Ø 54 - Halter
1.6 HDi 110	80	05/04→	←	☐; → 05/07		24.3541-1771.5 240239	BOS Ø 54 - Halter
			←	☐; → 05/07		24.3541-1772.5 240240	BOS Ø 54 - Halter
2.0 16V	100	07/02→02/07	←	☐		24.3541-1771.5 240239	BOS Ø 54 - Halter
			←	☐		24.3541-1772.5 240240	BOS Ø 54 - Halter
 <b>Bremsschlauch</b>							
1.1	44	07/02→	←	→ 05/07	2	24.5111-0306.3 330596	L= 305
1.4	55	07/02→	→	Orga 09156→; → 05/07	2	24.5229-0200.3 330572	L= 200
1.4 HDi	50	07/02→	→	☐; →Orga 09155		24.5229-0200.3 330572	L= 200
1.6	81	05/05→07/08	→	☐; →Orga 09155		24.5229-0200.3 330572	L= 200
1.6 16V	80	07/02→	→	☐; →Orga 09155		24.5229-0240.3 330400	L= 242
2.0 HDi	66	07/02→	→	☐; →Orga 09155		24.5229-0240.3 330400	L= 242
1.4 16V	65	10/03→	←	→ 05/07	2	24.5111-0306.3 330596	L= 305
1.6 HDi 110	80	05/04→	→	→ 05/07	2	24.5229-0200.3 330572	L= 200
2.0 16V	100	07/02→02/07	←		2	24.5111-0306.3 330596	L= 305
			→	☐; →Orga 09155		24.5229-0200.3 330572	L= 200
			→	Orga 09156→	2	24.5229-0200.3 330572	L= 200
			→	☐; →Orga 09155		24.5229-0240.3 330400	L= 242
<b>PEUGEOT - 206 Van 04/99→03/09</b>							
 <b>Bremssattel</b>							
1.4 HDi	50	09/01→03/09	←	☐; → 02/09; V		24.3481-1769.5 240373	BOS Ø 48 - Halter
			←	☐; → 02/09; V		24.3481-1770.5 240374	BOS Ø 48 - Halter
			←	☐; → 02/09		24.3481-1771.5 240375	BOS Ø 48 - Halter
			←	☐; → 02/09		24.3481-1772.5 240376	BOS Ø 48 - Halter
1.9 D	51	04/99→05/07	←	☐; →Orga 08749		24.3481-1739.5 240243	BOS Ø 48 - Halter
			←	☐; →Orga 08749		24.3481-1740.5 240244	BOS Ø 48 - Halter
			←	☐; Orga 08750→		24.3481-1769.5 240373	BOS Ø 48 - Halter
			←	☐; Orga 08750→		24.3481-1770.5 240374	BOS Ø 48 - Halter
 <b>Bremsschlauch</b>							
1.4 HDi	50	09/01→03/09	←	→ 02/09	2	24.5111-0306.3 330596	L= 305
			→	Orga 09156→; → 02/09; - ABS	2	24.5229-0200.3 330572	L= 200
			→	☐; →Orga 09155; - ABS		24.5229-0200.3 330572	L= 200
			→	→ 02/09; + ABS	2	24.5229-0200.3 330572	L= 200









	kw				! #		
<b>PEUGEOT - 206 Van 04/99→03/09</b>							
 <b>Bremsschlauch</b>							
1.4 HDi	50	09/01→03/09	➡	☐; →Orga 09155; - ABS		24.5229-0240.3 330400	L= 242
1.9 D	51	04/99→05/07	←		2	24.5111-0306.3 330596	L= 305
			➡	☐; →Orga 09155; - ABS		24.5229-0200.3 330572	L= 200
			➡	+ ABS	2	24.5229-0200.3 330572	L= 200
			➡	Orga 09156→; - ABS	2	24.5229-0200.3 330572	L= 200
			➡	☐; →Orga 09155; - ABS		24.5229-0240.3 330400	L= 242
<b>PEUGEOT - 206+ (2L_, 2M_) 01/09→</b>							
 <b>Bremssattel</b>							
1.1	44	01/09→	←	☐; + D; → 05/13		24.3481-1769.5 240373	BOS Ø 48 - Halter
1.4 HDi eco 70	50	01/09→	←	☐; + D; → 05/13		24.3481-1770.5 240374	BOS Ø 48 - Halter
1.4 i	54	09/10→	←	☐; - D; → 05/13		24.3481-1771.5 240375	BOS Ø 48 - Halter
1.4 i	55	01/09→	←	☐; - D; → 05/13		24.3481-1772.5 240376	BOS Ø 48 - Halter
1.6 16V	80	07/10→	←	☐; → 05/13		24.3541-1771.5 240239	BOS Ø 54 - Halter
			←	☐; → 05/13		24.3541-1772.5 240240	BOS Ø 54 - Halter
 <b>Bremsschlauch</b>							
1.1	44	01/09→	←	→ 05/13	2	24.5111-0306.3 330596	L= 305
1.4 HDi eco 70	50	01/09→	➡	→ 05/13	2	24.5229-0200.3 330572	L= 200
1.4 i	54	09/10→					
1.4 i	55	01/09→					
1.6 16V	80	07/10→					
<b>PEUGEOT - 207 (WA_, WC_) 02/06→</b>							
 <b>Bremssattel</b>							
1.4	53	02/06→	←	☐; → 06/12		24.3541-1771.5 240239	BOS Ø 54 - Halter
1.4	54	12/07→					
1.4	55	08/08→	←	☐; → 06/12		24.3541-1772.5 240240	BOS Ø 54 - Halter
1.4 16V	65	02/06→					
1.4 Bioflex	60	08/08→					
1.4 HDi	50	02/06→					
1.4 HDi	52	02/11→					
1.6 HDi	68	11/09→					
1.4 16V	70	06/07→	←	☐; 08/07→ 06/12		24.3541-1761.5 240233	Ø 54 - Halter
			←	☐; 08/07→ 06/12		24.3541-1762.5 240234	Ø 54 - Halter
1.4 16V	72	10/09→	←	☐; → 06/12		24.3541-1761.5 240233	Ø 54 - Halter
			←	☐; → 06/12		24.3541-1762.5 240234	Ø 54 - Halter
1.6	81	08/08→	←	☐; → 06/12		24.3541-1761.5 240233	Ø 54 - Halter
1.6 16V	80	02/06→					
1.6 16V Turbo	110	02/06→	←	☐; → 06/12		24.3541-1762.5 240234	Ø 54 - Halter
1.6 HDi	80	02/06→	➡	☐; Orga 11635→; → 06/12		24.3387-1733.5 240655	TRW Ø 38 - Halter
1.6 HDi 110	82	08/09→	➡	☐; Orga 11635→; → 06/12		24.3387-1734.5 240656	TRW Ø 38 - Halter
1.6	90	09/07→12/13	←	☐; → 06/12		24.3541-1761.5 240233	Ø 54 - Halter
			←	☐; → 06/12		24.3541-1762.5 240234	Ø 54 - Halter
			➡	☐; Orga 11628→; → 06/12		24.3387-1733.5 240655	TRW Ø 38 - Halter
			➡	☐; Orga 11628→; → 06/12		24.3387-1734.5 240656	TRW Ø 38 - Halter
1.6 16V VTI	88	02/07→	←	☐; → 06/12		24.3541-1761.5 240233	Ø 54 - Halter
			←	☐; → 06/12		24.3541-1762.5 240234	Ø 54 - Halter
1.6 16V RC	128	02/07→	←	☐; → 06/12		24.3571-9765.5 240651	ATE Ø 57 - Halter
			←	☐; → 06/12		24.3571-9766.5 240652	ATE Ø 57 - Halter
			➡	☐; Orga 11628→; → 06/12		24.3387-1733.5 240655	TRW Ø 38 - Halter
			➡	☐; Orga 11628→; → 06/12		24.3387-1734.5 240656	TRW Ø 38 - Halter
1.6 16V Turbo	115	10/09→	←	☐; 01/10→ 06/12		24.3541-1761.5 240233	Ø 54 - Halter
			←	☐; 01/10→ 06/12		24.3541-1762.5 240234	Ø 54 - Halter
			➡	☐; Orga 11635→; → 06/12		24.3387-1733.5 240655	TRW Ø 38 - Halter
			➡	☐; Orga 11635→; → 06/12		24.3387-1734.5 240656	TRW Ø 38 - Halter
1.6 HDi	66	02/06→10/13	←	☐; → 06/12		24.3541-1761.5 240233	Ø 54 - Halter
			←	☐; → 06/12		24.3541-1771.5 240239	BOS Ø 54 - Halter
			←	☐; → 06/12		24.3541-1772.5 240240	BOS Ø 54 - Halter
			➡	☐; Orga 11635→; → 06/12		24.3387-1733.5 240655	TRW Ø 38 - Halter
			➡	☐; Orga 11635→; → 06/12		24.3387-1734.5 240656	TRW Ø 38 - Halter




























	kW					! #		
<b>PEUGEOT - 207 (WA_, WC_) 02/06→</b>								
<b>Feder, Bremssattel</b>								
1.6 16V RC	128	02/07→	←	→ 06/12	2	11.8116-0351.1	390538	ATE
<b>Führungshülzensatz, Bremssattel</b>								
1.6 16V RC	128	02/07→	←	→ 06/12		11.0101-5704.2	260095	ATE
<b>Führungsbolzen, Bremssattel</b>								
1.6 16V RC	128	02/07→		→ 06/12		11.8171-0008.1	990049	ATE
<b>Bremsschlauch</b>								
1.4	53	02/06→	←	→ 06/12	2	24.5144-0480.3	330961	L= 480
1.4	54	12/07→	→	→ 06/12	2	24.5239-0190.3	330966	L= 190
1.4	55	08/08→						
1.4 16V	65	02/06→						
1.4 16V	72	10/09→						
1.4 Bioflex	60	08/08→						
1.4 HDi	50	02/06→						
1.4 HDi	52	02/11→						
1.6	81	08/08→						
1.6	90	09/07→12/13						
1.6 16V	80	02/06→						
1.6 16V RC	128	02/07→						
1.6 16V Turbo	110	02/06→						
1.6 16V Turbo	115	10/09→						
1.6 16V VTi	88	02/07→						
1.6 HDi	66	02/06→10/13						
1.6 HDi	68	11/09→						
1.6 HDi	80	02/06→						
1.6 HDi 110	82	08/09→						
1.4 16V	70	06/07→	←	08/07→ 06/12	2	24.5144-0480.3	330961	L= 480
			→	08/07→ 06/12	2	24.5239-0190.3	330966	L= 190
<b>PEUGEOT - 207 CC (WD_) 02/07→</b>								
<b>Bremssattel</b>								
1.6	90	09/10→12/11	←	☐		24.3541-1761.5	240233	Ø 54 - Halter
1.6 16V	88	02/07→	←	☐		24.3541-1762.5	240234	Ø 54 - Halter
			→	☐; Orga 1164282→		24.3387-1733.5	240655	TRW Ø 38 - Halter
			→	☐; Orga 1164282→		24.3387-1734.5	240656	TRW Ø 38 - Halter
1.6 16V Turbo	110	02/07→	←	☐		24.3541-1761.5	240233	Ø 54 - Halter
1.6 16V Turbo	115	10/09→	←	☐		24.3541-1762.5	240234	Ø 54 - Halter
1.6 HDi	80	02/07→	→	☐; Orga 1163582→		24.3387-1733.5	240655	TRW Ø 38 - Halter
			→	☐; Orga 1163582→		24.3387-1734.5	240656	TRW Ø 38 - Halter
1.6 HDi	82	08/09→	←	☐		24.3541-1761.5	240233	Ø 54 - Halter
			←	☐		24.3541-1762.5	240234	Ø 54 - Halter
			→	☐		24.3387-1733.5	240655	TRW Ø 38 - Halter
			→	☐		24.3387-1734.5	240656	TRW Ø 38 - Halter
<b>Bremsschlauch</b>								
1.6	90	09/10→12/11	←		2	24.5144-0480.3	330961	L= 480
1.6 16V	88	02/07→	→		2	24.5239-0190.3	330966	L= 190
1.6 16V Turbo	110	02/07→						
1.6 16V Turbo	115	10/09→						
1.6 HDi	80	02/07→						
1.6 HDi	82	08/09→						
<b>PEUGEOT - 207 Stufenheck 12/07→</b>								
<b>Bremssattel</b>								
1.4	54	12/07→	←	☐; → 06/12		24.3541-1771.5	240239	BOS Ø 54 - Halter
			←	☐; → 06/12		24.3541-1772.5	240240	BOS Ø 54 - Halter
<b>Bremsschlauch</b>								
1.4	54	12/07→	←	→ 06/12	2	24.5144-0480.3	330961	L= 480
			→	→ 06/12	2	24.5239-0190.3	330966	L= 190
<b>PEUGEOT - 207 SW (WK_) 02/07→</b>								
<b>Bremssattel</b>								
1.4	54	06/07→	←	☐; → 07/13		24.3541-1771.5	240239	BOS Ø 54 - Halter








	kw			 	! #		
<b>PEUGEOT - 207 SW (WK_) 02/07→</b>							
 <b>Bremssattel</b>							
1.4	54	06/07→	←	☐; → 07/13		24.3541-1772.5 240240	BOS Ø 54 - Halter
1.4 16V	70	06/07→	←	☐; → 07/13		24.3541-1761.5 240233	Ø 54 - Halter
1.4 16V	72	11/09→	←	☐; → 07/13		24.3541-1762.5 240234	Ø 54 - Halter
1.6 HDi	82	08/09→	←	☐; → 07/13		24.3541-1762.5 240234	Ø 54 - Halter
1.6 16V	88	06/07→	←	☐; → 07/13		24.3541-1761.5 240233	Ø 54 - Halter
1.6 16V Turbo	110	02/07→	←	☐; → 07/13		24.3541-1762.5 240234	Ø 54 - Halter
			→	☐; Orga 11628→; → 07/13		24.3387-1733.5 240655	TRW Ø 38 - Halter
			→	☐; Orga 11628→; → 07/13		24.3387-1734.5 240656	TRW Ø 38 - Halter
1.6 16V RC	128	02/07→	←	☐; 11/07→ 07/13		24.3571-9765.5 240651	ATE Ø 57 - Halter
			←	☐; 11/07→ 07/13		24.3571-9766.5 240652	ATE Ø 57 - Halter
			→	☐; Orga 11628→; → 07/13		24.3387-1733.5 240655	TRW Ø 38 - Halter
			→	☐; Orga 11628→; → 07/13		24.3387-1734.5 240656	TRW Ø 38 - Halter
1.6 HDi	66	06/07→12/12	←	☐		24.3541-1761.5 240233	Ø 54 - Halter
1.6 HDi	80	06/07→12/12	←	☐		24.3541-1762.5 240234	Ø 54 - Halter
			→	☐; Orga 11635→		24.3387-1733.5 240655	TRW Ø 38 - Halter
			→	☐; Orga 11635→		24.3387-1734.5 240656	TRW Ø 38 - Halter
1.6 HDi	68	11/09→	←	☐; → 07/13		24.3541-1761.5 240233	Ø 54 - Halter
			←	☐; → 07/13		24.3541-1762.5 240234	Ø 54 - Halter
			→	☐; → 07/13		24.3387-1733.5 240655	TRW Ø 38 - Halter
			→	☐; → 07/13		24.3387-1734.5 240656	TRW Ø 38 - Halter
<b>Feder, Bremssattel</b>							
1.6 16V RC	128	02/07→		11/07→ 07/13	2	11.8116-0351.1 390538	ATE
<b>Führungshülzensatz, Bremssattel</b>							
1.6 16V RC	128	02/07→	←	11/07→ 07/13		11.0101-5704.2 260095	ATE
<b>Führungsbolzen, Bremssattel</b>							
1.6 16V RC	128	02/07→		11/07→ 07/13		11.8171-0008.1 990049	ATE
 <b>Bremsschlauch</b>							
1.4	54	06/07→	←	→ 07/13	2	24.5144-0480.3 330961	L= 480
1.4 16V	70	06/07→	→	→ 07/13	2	24.5239-0190.3 330966	L= 190
1.4 16V	72	11/09→	→	→ 07/13	2	24.5239-0190.3 330966	L= 190
1.6 16V	88	06/07→	→	→ 07/13	2	24.5239-0190.3 330966	L= 190
1.6 16V Turbo	110	02/07→	→	→ 07/13	2	24.5239-0190.3 330966	L= 190
1.6 HDi	68	11/09→	→	→ 07/13	2	24.5239-0190.3 330966	L= 190
1.6 HDi	82	08/09→	→	→ 07/13	2	24.5239-0190.3 330966	L= 190
1.6 16V RC	128	02/07→	←	11/07→ 07/13	2	24.5144-0480.3 330961	L= 480
			→	11/07→ 07/13	2	24.5239-0190.3 330966	L= 190
1.6 HDi	66	06/07→12/12	←		2	24.5144-0480.3 330961	L= 480
1.6 HDi	80	06/07→12/12	→		2	24.5239-0190.3 330966	L= 190
<b>PEUGEOT - 207 Van 04/07→</b>							
 <b>Bremssattel</b>							
1.4	54	06/07→10/08	←	☐		24.3541-1771.5 240239	BOS Ø 54 - Halter
			←	☐		24.3541-1772.5 240240	BOS Ø 54 - Halter
1.4 HDi	50	04/07→	←	☐; → 06/12		24.3541-1771.5 240239	BOS Ø 54 - Halter
			←	☐; → 06/12		24.3541-1772.5 240240	BOS Ø 54 - Halter
1.6 HDi	66	04/07→10/12	←	☐; → 06/12		24.3541-1761.5 240233	Ø 54 - Halter
1.6 HDi	68	11/09→	←	☐; → 06/12		24.3541-1771.5 240239	BOS Ø 54 - Halter
			←	☐; → 06/12		24.3541-1762.5 240234	Ø 54 - Halter
			→	☐; Orga 11635→; → 06/12		24.3387-1733.5 240655	TRW Ø 38 - Halter
			→	☐; Orga 11635→; → 06/12		24.3387-1734.5 240656	TRW Ø 38 - Halter
 <b>Bremsschlauch</b>							
1.4	54	06/07→10/08	←		2	24.5144-0480.3 330961	L= 480
			→		2	24.5239-0190.3 330966	L= 190
1.4 HDi	50	04/07→	←	→ 06/12	2	24.5144-0480.3 330961	L= 480
1.6 HDi	66	04/07→10/12					







	kw			 	! #		
<b>PEUGEOT - 207 Van 04/07→</b>							
 <b>Bremsschlauch</b>							
1.6 HDi	68	11/09→	→	→ 06/12	2	24.5239-0190.3 330966	L= 190
<b>PEUGEOT - 208 (CA_, CC_) 03/12→</b>							
 <b>Bremssattel</b>							
1.0	50	03/12→	←	 ; für Bremsscheibendurchmesser [mm]: 302	2	11.9571-9939.2 220923	ATE Ø 57 - Halter
1.2	50	08/16→					
1.2	60	03/12→					
1.2 GPL	60	06/15→	←	 ; für Bremsscheibendurchmesser [mm]: 302	2	11.9571-9940.2 220924	ATE Ø 57 - Halter
1.2 THP	81	01/13→					
1.4 GPL	70	10/13→					
1.4 HDi	50	03/12→	←	 ; für Bremsscheibendurchmesser [mm]: 266	2	24.3541-1771.5 240239	BOS Ø 54 - Halter
1.4 VTi	70	03/12→					
1.5 BlueHDi 100	75	05/18→					
1.6	88	03/12→	←	 ; für Bremsscheibendurchmesser [mm]: 266	2	24.3541-1772.5 240240	BOS Ø 54 - Halter
1.6	115	03/12→					
1.6 BlueHDi 120	88	11/13→					
1.6 HDi	68	03/12→					
1.6 HDi	69	09/16→	→		2	24.3387-1733.5 240655	TRW Ø 38 - Halter
1.6 HDi	84	03/12→	→		2	24.3387-1734.5 240656	TRW Ø 38 - Halter
1.6 HDi	85	04/14→					
1.6 HDi / BlueHDi 75	55	01/13→					
1.6 THP 165	121	03/15→					
1.6 BlueHDi 100	73	01/15→	←	 ; für Bremsscheibendurchmesser [mm]: 203	2	11.9571-9939.2 220923	ATE Ø 57 - Halter
			←	 ; für Bremsscheibendurchmesser [mm]: 203	2	11.9571-9940.2 220924	ATE Ø 57 - Halter
			←	 ; für Bremsscheibendurchmesser [mm]: 266	2	24.3541-1771.5 240239	BOS Ø 54 - Halter
			←	 ; für Bremsscheibendurchmesser [mm]: 266	2	24.3541-1772.5 240240	BOS Ø 54 - Halter
			→		2	24.3387-1733.5 240655	TRW Ø 38 - Halter
			→		2	24.3387-1734.5 240656	TRW Ø 38 - Halter
1.6 GTi	147	08/12→	←	 ; 03/13→; für Bremsscheibendurchmesser [mm]: 302	2	11.9571-9939.2 220923	ATE Ø 57 - Halter
			←	 ; 03/13→; für Bremsscheibendurchmesser [mm]: 302	2	11.9571-9940.2 220924	ATE Ø 57 - Halter
1.6 GTi	153	10/14→	←	 ; Orga 14084→; für Bremsscheibendurchmesser [mm]: 302	2	11.9571-9939.2 220923	ATE Ø 57 - Halter
			←	 ; Orga 14084→; für Bremsscheibendurchmesser [mm]: 302	2	11.9571-9940.2 220924	ATE Ø 57 - Halter
<b>Feder, Bremssattel</b>							
1.0	50	03/12→		für Bremsscheibendurchmesser [mm]: 302	2	11.8116-0356.1 390586	ATE
1.2	60	03/12→					
1.2 GPL	60	06/15→					
1.2 THP	81	01/13→					
1.4 GPL	70	10/13→					
1.4 HDi	50	03/12→					
1.4 VTi	70	03/12→					
1.6	88	03/12→					
1.6	115	03/12→					
1.6 BlueHDi 120	88	11/13→					
1.6 HDi	68	03/12→					
1.6 HDi	69	09/16→					
1.6 HDi	84	03/12→					
1.6 HDi	85	04/14→					
1.6 HDi / BlueHDi 75	55	01/13→					
1.6 THP 165	121	03/15→					
1.6 BlueHDi 100	73	01/15→		für Bremsscheibendurchmesser [mm]: 203	2	11.8116-0356.1 390586	ATE
1.6 GTi	147	08/12→		03/13→; für Bremsscheibendurchmesser [mm]: 302	2	11.8116-0356.1 390586	ATE
1.6 GTi	153	10/14→		Orga 14084→; für Bremsscheibendurchmesser [mm]: 302	2	11.8116-0356.1 390586	ATE
↓							



















	kW			 	! #		
<b>PEUGEOT - 208 (CA_, CC_) 03/12→</b>							
<b>Führungshülzensatz, Bremsattel</b>							
1.0	50	03/12→	←	für Bremsscheibendurchmesser [mm]: 302		11.0101-5704.2 260095	ATE
1.2	60	03/12→					
1.2 GPL	60	06/15→					
1.2 THP	81	01/13→					
1.4 GPL	70	10/13→					
1.4 HDi	50	03/12→					
1.4 VTi	70	03/12→					
1.6	88	03/12→					
1.6	115	03/12→					
1.6 BlueHDi 120	88	11/13→					
1.6 HDi	68	03/12→					
1.6 HDi	69	09/16→					
1.6 HDi	84	03/12→					
1.6 HDi	85	04/14→					
1.6 HDi / BlueHDi 75	55	01/13→					
1.6 THP 165	121	03/15→					
1.6 BlueHDi 100	73	01/15→	←	für Bremsscheibendurchmesser [mm]: 203		11.0101-5704.2 260095	ATE
1.6 GTi	147	08/12→	←	03/13→; für Bremsscheibendurchmesser [mm]: 302		11.0101-5704.2 260095	ATE
1.6 GTi	153	10/14→	←	Orga 14084→; für Bremsscheibendurchmesser [mm]: 302		11.0101-5704.2 260095	ATE
<b>Führungsbolzen, Bremsattel</b>							
1.0	50	03/12→		für Bremsscheibendurchmesser [mm]: 302		11.8171-0008.1 990049	ATE
1.2	60	03/12→					
1.2 GPL	60	06/15→					
1.2 THP	81	01/13→					
1.4 GPL	70	10/13→					
1.4 HDi	50	03/12→					
1.4 VTi	70	03/12→					
1.6	88	03/12→					
1.6	115	03/12→					
1.6 BlueHDi 120	88	11/13→					
1.6 HDi	68	03/12→					
1.6 HDi	69	09/16→					
1.6 HDi	84	03/12→					
1.6 HDi	85	04/14→					
1.6 HDi / BlueHDi 75	55	01/13→					
1.6 THP 165	121	03/15→					
1.6 BlueHDi 100	73	01/15→		für Bremsscheibendurchmesser [mm]: 203		11.8171-0008.1 990049	ATE
1.6 GTi	147	08/12→		03/13→; für Bremsscheibendurchmesser [mm]: 302		11.8171-0008.1 990049	ATE
1.6 GTi	153	10/14→		Orga 14084→; für Bremsscheibendurchmesser [mm]: 302		11.8171-0008.1 990049	ATE
<b> Bremsschlauch</b>							
1.0	50	03/12→	←	für Bremsscheibendurchmesser [mm]: 266	2	24.5111-0496.3 331371	L= 495
1.2	50	08/16→					
1.2	60	03/12→	←	für Bremsscheibendurchmesser [mm]: 302	2	24.5144-0480.3 330961	L= 480
1.2 GPL	60	06/15→					
1.2 THP	81	01/13→					
1.4 GPL	70	10/13→	→		2	24.5239-0190.3 330966	L= 190
1.4 HDi	50	03/12→					
1.4 VTi	70	03/12→					
1.6	88	03/12→					
1.6	115	03/12→					
1.6 BlueHDi 100	73	01/15→					
1.6 BlueHDi 120	88	11/13→					
1.6 HDi	68	03/12→					
1.6 HDi	69	09/16→					
1.6 HDi	84	03/12→					
1.6 HDi	85	04/14→					
1.6 HDi / BlueHDi 75	55	01/13→					
1.6 THP 165	121	03/15→					
1.5 BlueHDi 100	75	05/18→	←	für Bremsscheibendurchmesser [mm]: 266	2	24.5111-0496.3 331371	L= 495
			→	für Bremsscheibendurchmesser [mm]: 302	2	24.5144-0480.3 330961	L= 480
			→		2	24.5239-0190.3 330966	L= 190
1.6 GTi	147	08/12→	←	03/13→; für Bremsscheibendurchmesser [mm]: 266	2	24.5111-0496.3 331371	L= 495
↓							

	kw					! #		
<b>PEUGEOT - 208 (CA_, CC_) 03/12→</b>								
 <b>Bremsschlauch</b>								
1.6 GTi	147	08/12→	←	03/13→; für Bremsscheibendurchmesser [mm]: 302	2	24.5144-0480.3	330961	L= 480
			→	03/13→	2	24.5239-0190.3	330966	L= 190
1.6 GTi	153	10/14→	→		2	24.5239-0190.3	330966	L= 190
<b>PEUGEOT - 208 Kasten (CR_) 10/12→</b>								
 <b>Bremssattel</b>								
1.4 HDi	50	10/12→	←	 ; für Bremsscheibendurchmesser [mm]: 302		11.9571-9939.2	220923	ATE Ø 57 - Halter
1.6 BlueHDi 75	55	04/15→	←	 ; für Bremsscheibendurchmesser [mm]: 302		11.9571-9940.2	220924	ATE Ø 57 - Halter
1.6 HDi	68	03/14→	←	 ; für Bremsscheibendurchmesser [mm]: 266		24.3541-1771.5	240239	BOS Ø 54 - Halter
			←	 ; für Bremsscheibendurchmesser [mm]: 266		24.3541-1772.5	240240	BOS Ø 54 - Halter
			→			24.3387-1733.5	240655	TRW Ø 38 - Halter
			→			24.3387-1734.5	240656	TRW Ø 38 - Halter
<b>Feder, Bremssattel</b>								
1.4 HDi	50	10/12→		für Bremsscheibendurchmesser [mm]: 302	2	11.8116-0356.1	390586	ATE
1.6 BlueHDi 75	55	04/15→						
1.6 HDi	68	03/14→						
<b>Führungshülzensatz, Bremssattel</b>								
1.4 HDi	50	10/12→	←	für Bremsscheibendurchmesser [mm]: 302		11.0101-5704.2	260095	ATE
1.6 BlueHDi 75	55	04/15→						
1.6 HDi	68	03/14→						
<b>Führungsbolzen, Bremssattel</b>								
1.4 HDi	50	10/12→		für Bremsscheibendurchmesser [mm]: 302		11.8171-0008.1	990049	ATE
1.6 BlueHDi 75	55	04/15→						
1.6 HDi	68	03/14→						
 <b>Bremsschlauch</b>								
1.4 HDi	50	10/12→	←	für Bremsscheibendurchmesser [mm]: 266	2	24.5111-0496.3	331371	L= 495
1.6 BlueHDi 75	55	04/15→	←	für Bremsscheibendurchmesser [mm]: 302	2	24.5144-0480.3	330961	L= 480
1.6 HDi	68	03/14→	→		2	24.5239-0190.3	330966	L= 190
<b>PEUGEOT - 301 11/12→</b>								
 <b>Bremssattel</b>								
1.2 VTi 72	53	11/12→	←	 ; V		24.3541-1771.5	240239	BOS Ø 54 - Halter
1.2 VTi 82	60	12/14→	←	 ; V		24.3541-1772.5	240240	BOS Ø 54 - Halter
1.6 BlueHDi 100	73	04/14→						
1.6 HDi 90	68	11/12→						
1.6 VTi 115	85	11/12→						
1.6 VTi 115	86	09/16→						
 <b>Bremsschlauch</b>								
1.2 VTi 72	53	11/12→	→		2	24.5239-0190.3	330966	L= 190
1.2 VTi 82	60	12/14→						
1.6 BlueHDi 100	73	04/14→						
1.6 HDi 90	68	11/12→						
1.6 VTi 115	85	11/12→						
1.6 VTi 115	86	09/16→						
<b>PEUGEOT - 306 (7B, N3, N5) 04/93→10/03</b>								
 <b>Bremssattel</b>								
1.1	44	06/94→05/01	←	 ; → 04/97; + ABS		24.3481-9833.5	240479	ATE Ø 48 - Halter
			←	 ; → 04/97; + ABS		24.3481-9834.5	240480	ATE Ø 48 - Halter
1.4 SL	55	06/94→05/01	←	 ; 05/97→; - ABS		24.3481-1741.5	240245	BOS Ø 48 - Halter
			←	 ; 05/97→; - ABS		24.3481-1742.5	240246	BOS Ø 48 - Halter
			←	 ; 10/94→; →Orga 08575; + ABS		24.3481-9833.5	240479	ATE Ø 48 - Halter
			←	 ; 10/94→; →Orga 08575; + ABS		24.3481-9834.5	240480	ATE Ø 48 - Halter
↓								

	kW			 	! #		
<b>PEUGEOT - 306 (7B, N3, N5) 04/93→10/03</b>							
<b>Bremssattel</b>							
1.4 SL	55	06/94→05/01	←	☐; Orga 08576→; + ABS		24.3541-1758.5 240935 24.3541-1768.5 240238	TRW Ø 54 - Halter Ø 54 - Halter
			←	☐; Orga 08576→; + ABS		24.3541-1767.5 240237	BOS Ø 54 - Halter
1.6	66	07/00→05/01	←	☐; →Orga 08575		24.3481-9833.5 240479	ATE Ø 48 - Halter
1.8	74	06/94→05/01	←	☐; Orga 08576→; - ABS		24.3481-9833.5 240479	ATE Ø 48 - Halter
1.8 ST	74	06/94→05/01	←	☐; →Orga 08575		24.3481-9834.5 240480	ATE Ø 48 - Halter
1.9 D	51	09/98→05/01	←	☐; Orga 08576→; - ABS		24.3481-9834.5 240480	ATE Ø 48 - Halter
			←	☐; Orga 08576→; + ABS		24.3541-1758.5 240935 24.3541-1768.5 240238	TRW Ø 54 - Halter Ø 54 - Halter
			←	☐; Orga 08576→; + ABS		24.3541-1767.5 240237	BOS Ø 54 - Halter
1.6	72	10/00→05/01	←	☐; - ABS		24.3481-9833.5 240479	ATE Ø 48 - Halter
			←	☐; - ABS		24.3481-9834.5 240480	ATE Ø 48 - Halter
			←	☐; + ABS		24.3541-1758.5 240935 24.3541-1768.5 240238	TRW Ø 54 - Halter Ø 54 - Halter
			←	☐; + ABS		24.3541-1767.5 240237	BOS Ø 54 - Halter
1.6 SR	65	06/94→10/00	←	☐; 10/94→; →Orga 08575		24.3481-9833.5 240479	ATE Ø 48 - Halter
			←	☐; Orga 08576→; - ABS		24.3481-9833.5 240479	ATE Ø 48 - Halter
			←	☐; 10/94→; →Orga 08575		24.3481-9834.5 240480	ATE Ø 48 - Halter
			←	☐; Orga 08576→; - ABS		24.3481-9834.5 240480	ATE Ø 48 - Halter
			←	☐; Orga 08576→; + ABS		24.3541-1758.5 240935 24.3541-1768.5 240238	TRW Ø 54 - Halter Ø 54 - Halter
			←	☐; Orga 08576→; + ABS		24.3541-1767.5 240237	BOS Ø 54 - Halter
1.8 16V	81	03/97→05/01	←	☐		24.3541-1758.5 240935	TRW Ø 54 - Halter
2.0 S16	110	06/94→05/01	←	☐		24.3541-1768.5 240238	Ø 54 - Halter
			←	☐		24.3541-1767.5 240237	BOS Ø 54 - Halter
1.8 16V	82	03/97→07/01	←	☐; → 05/01		24.3541-1758.5 240935	TRW Ø 54 - Halter
			←	☐; → 05/01		24.3541-1768.5 240238	Ø 54 - Halter
			←	☐; → 05/01		24.3541-1767.5 240237	BOS Ø 54 - Halter
1.9 D	68	02/94→12/97	←	☐		24.3481-9833.5 240479	ATE Ø 48 - Halter
			←	☐; 10/94→		24.3481-9833.5 240479	ATE Ø 48 - Halter
			←	☐		24.3481-9834.5 240480	ATE Ø 48 - Halter
			←	☐; 10/94→		24.3481-9834.5 240480	ATE Ø 48 - Halter
1.9 SLD	47	06/94→05/01	←	☐; 10/94→		24.3481-9833.5 240479	ATE Ø 48 - Halter
1.9 SLD	50	06/94→05/01	←	☐; 10/94→		24.3481-9834.5 240480	ATE Ø 48 - Halter
1.9 SRDT	66	06/94→05/01	←	☐; 10/94→		24.3481-9834.5 240480	ATE Ø 48 - Halter
1.9 STD	51	02/94→10/95	←	☐; Orga 08576→; - ABS		24.3481-9833.5 240479	ATE Ø 48 - Halter
			←	☐; Orga 08576→; - ABS		24.3481-9834.5 240480	ATE Ø 48 - Halter
			←	☐; Orga 08576→; + ABS		24.3541-1758.5 240935 24.3541-1768.5 240238	TRW Ø 54 - Halter Ø 54 - Halter
			←	☐; Orga 08576→; + ABS		24.3541-1767.5 240237	BOS Ø 54 - Halter
2.0	97	03/97→05/01	←	☐; 05/97→		24.3541-1758.5 240935	TRW Ø 54 - Halter
2.0 ST	89	07/94→05/01	←	☐; 05/97→		24.3541-1768.5 240238	Ø 54 - Halter
			←	☐; 05/97→		24.3541-1767.5 240237	BOS Ø 54 - Halter
2.0 HDI 90	66	06/99→12/01	←	☐; → 05/01		24.3541-1758.5 240935	TRW Ø 54 - Halter
			←	☐		24.3541-1767.5 240237	BOS Ø 54 - Halter
			←	☐		24.3541-1768.5 240238	Ø 54 - Halter
2.0 S16	112	06/94→05/01	←	☐; 07/94→		24.3541-1758.5 240935	TRW Ø 54 - Halter
			←	☐; 07/94→		24.3541-1768.5 240238	Ø 54 - Halter
			←	☐; 07/94→		24.3541-1767.5 240237	BOS Ø 54 - Halter
<b>Feder, Bremssattel</b>							
1.1	44	06/94→05/01	←	→ 04/97; + ABS	2	11.8116-0129.1 390591	ATE
1.4 SL	55	06/94→05/01	←	10/94→; →Orga 08575; + ABS	2	11.8116-0129.1 390591	ATE
1.6	66	07/00→05/01	←	Orga 08576→; - ABS	2	11.8116-0129.1 390591	ATE
1.8	74	06/94→05/01	←	→Orga 08575	2	11.8116-0129.1 390591	ATE
1.8 ST	74	06/94→05/01	←	→Orga 08575	2	11.8116-0129.1 390591	ATE
1.9 D	51	09/98→05/01	←	→Orga 08575	2	11.8116-0129.1 390591	ATE
1.6	72	10/00→05/01	←	- ABS	2	11.8116-0129.1 390591	ATE
↓							









	kw			 	! #		
<b>PEUGEOT - 306 (7B, N3, N5) 04/93→10/03</b>							
<b>Feder, Bremssattel</b>							
1.6 SR	65	06/94→10/00	←	Orga 08576→; - ABS	2	11.8116-0129.1 390591	ATE
			←	10/94→; →Orga 08575	2	11.8116-0129.1 390591	ATE
1.9 D	68	02/94→12/97	←		2	11.8116-0129.1 390591	ATE
			←	10/94→	2	11.8116-0129.1 390591	ATE
1.9 SLD	47	06/94→05/01	←	10/94→	2	11.8116-0129.1 390591	ATE
1.9 SLD	50	06/94→05/01					
1.9 SRDT	66	06/94→05/01					
1.9 STD	51	02/94→10/95	←	Orga 08576→; - ABS	2	11.8116-0129.1 390591	ATE
<b>Führungshülzensatz, Bremssattel</b>							
1.1	44	06/94→05/01	←	→ 04/97; + ABS		11.0101-5407.2 260011	ATE
1.4 SL	55	06/94→05/01	←	10/94→; →Orga 08575; + ABS		11.0101-5407.2 260011	ATE
1.6	66	07/00→05/01	←	Orga 08576→; - ABS		11.0101-5407.2 260011	ATE
1.8	74	06/94→05/01					
1.8 ST	74	06/94→05/01	←	→Orga 08575		11.0101-5407.2 260011	ATE
1.9 D	51	09/98→05/01					
1.6	72	10/00→05/01	←	- ABS		11.0101-5407.2 260011	ATE
1.6 SR	65	06/94→10/00	←	10/94→; →Orga 08575		11.0101-5407.2 260011	ATE
			←	Orga 08576→; - ABS		11.0101-5407.2 260011	ATE
1.9 D	68	02/94→12/97	←			11.0101-5407.2 260011	ATE
			←	10/94→		11.0101-5407.2 260011	ATE
1.9 SLD	47	06/94→05/01	←	10/94→		11.0101-5407.2 260011	ATE
1.9 SLD	50	06/94→05/01					
1.9 SRDT	66	06/94→05/01					
1.9 STD	51	02/94→10/95	←	Orga 08576→; - ABS		11.0101-5407.2 260011	ATE
<b>Führungsbolzen, Bremssattel</b>							
1.1	44	06/94→05/01		→ 04/97; + ABS		11.8171-0008.1 990049	ATE
1.4 SL	55	06/94→05/01		10/94→; →Orga 08575; + ABS		11.8171-0008.1 990049	ATE
1.6	66	07/00→05/01		→Orga 08575		11.8171-0008.1 990049	ATE
1.8	74	06/94→05/01					
1.8 ST	74	06/94→05/01		Orga 08576→; - ABS		11.8171-0008.1 990049	ATE
1.9 D	51	09/98→05/01					
1.6	72	10/00→05/01		- ABS		11.8171-0008.1 990049	ATE
1.6 SR	65	06/94→10/00		10/94→; →Orga 08575		11.8171-0008.1 990049	ATE
				Orga 08576→; - ABS		11.8171-0008.1 990049	ATE
1.9 D	68	02/94→12/97		10/94→		11.8171-0008.1 990049	ATE
						11.8171-0008.1 990049	ATE
1.9 SLD	47	06/94→05/01		10/94→		11.8171-0008.1 990049	ATE
1.9 SLD	50	06/94→05/01					
1.9 SRDT	66	06/94→05/01					
1.9 STD	51	02/94→10/95		Orga 08576→; - ABS		11.8171-0008.1 990049	ATE
<b>Dichtungssatz, Bremssattel</b>							
1.1	44	06/94→05/01	←	→ 04/97; + ABS		11.0441-4811.2 250024	ATE
1.4 SL	55	06/94→05/01	←	10/94→; →Orga 08575; + ABS		11.0441-4811.2 250024	ATE
1.6	66	07/00→05/01	←	Orga 08576→; - ABS		11.0441-4811.2 250024	ATE
1.8	74	06/94→05/01					
1.8 ST	74	06/94→05/01	←	→Orga 08575		11.0441-4811.2 250024	ATE
1.9 D	51	09/98→05/01					
1.6	72	10/00→05/01	←	- ABS		11.0441-4811.2 250024	ATE
1.6 SR	65	06/94→10/00	←	10/94→; →Orga 08575		11.0441-4811.2 250024	ATE
			←	Orga 08576→; - ABS		11.0441-4811.2 250024	ATE
1.9 D	68	02/94→12/97	←			11.0441-4811.2 250024	ATE
			←	10/94→		11.0441-4811.2 250024	ATE
1.9 SLD	47	06/94→05/01	←	10/94→		11.0441-4811.2 250024	ATE
1.9 SLD	50	06/94→05/01					
1.9 SRDT	66	06/94→05/01					
1.9 STD	51	02/94→10/95	←	Orga 08576→; - ABS		11.0441-4811.2 250024	ATE
<b>Zubehörsatz, Bremssattel</b>							
2.0	97	03/97→05/01	←	→ 04/97;		24.0101-3601.2 260044	TRW
2.0 ST	89	07/94→05/01		für Fahrzeuge ohne Niveauregulierung			
↓							








	kw			 	! #		
<b>PEUGEOT - 306 (7B, N3, N5) 04/93→10/03</b>							
 <b>Bremsschlauch</b>							
1.1	44	06/94→05/01	←	→ 04/97	2	24.5111-0495.3 330505	L= 495
			←	→ 04/97; + ABS	2	24.5111-0520.3 330506	L= 519
			→	☐; → 04/97; + ABS		24.5228-0195.3 330469	L= 202
			→	→ 04/97; - ABS	2	24.5228-0195.3 330469	L= 202
			→	☐; → 04/97; + ABS		24.5228-0245.3 330531	L= 245
1.4 SL	55	06/94→05/01	←	10/94→ 04/97	2	24.5111-0495.3 330505	L= 495
			←	05/97→	2	24.5111-0495.3 330505 24.5111-0520.3 330506	L= 495 L= 519
			←	10/94→ 04/97; + ABS	2	24.5111-0520.3 330506	L= 519
			→	☐; 05/97→		24.5228-0195.3 330469	L= 202
			→	☐; 10/94→ 04/97; + ABS		24.5228-0195.3 330469	L= 202
			→	10/94→ 04/97; - ABS	2	24.5228-0195.3 330469	L= 202
			→	☐; 05/97→		24.5228-0245.3 330531	L= 245
			→	☐; 10/94→ 04/97; + ABS		24.5228-0245.3 330531	L= 245
1.6	72	10/00→05/01	←		2	24.5111-0495.3 330505	L= 495
1.8	74	06/94→05/01				24.5111-0520.3 330506	L= 519
1.8 16V	81	03/97→05/01					
1.8 ST	74	06/94→05/01	→	☐		24.5228-0195.3 330469	L= 202
1.9 D	51	09/98→05/01	→	☐		24.5228-0245.3 330531	L= 245
1.9 D	55	03/98→05/01					
2.0	97	03/97→05/01					
2.0 HDI 90	66	06/99→12/01					
2.0 S16	110	06/94→05/01					
2.0 ST	89	07/94→05/01					
1.6 SR	65	06/94→10/00	←	10/94→	2	24.5111-0495.3 330505	L= 495
1.9 SLD	47	06/94→05/01				24.5111-0520.3 330506	L= 519
1.9 SLD	50	06/94→05/01					
1.9 SRDT	66	06/94→05/01	→	☐; 10/94→		24.5228-0195.3 330469	L= 202
			→	☐; 10/94→		24.5228-0245.3 330531	L= 245
1.8 16V	82	03/97→07/01	←	→ 05/01	2	24.5111-0495.3 330505 24.5111-0520.3 330506	L= 495 L= 519
			→	☐; → 05/01		24.5228-0195.3 330469	L= 202
			→	☐; → 05/01		24.5228-0245.3 330531	L= 245
1.9 D	68	02/94→12/97	←		2	24.5111-0495.3 330505 24.5111-0520.3 330506	L= 495 L= 519
			←	10/94→	2	24.5111-0495.3 330505 24.5111-0520.3 330506	L= 495 L= 519
			→	☐		24.5228-0195.3 330469	L= 202
			→	☐; 10/94→		24.5228-0195.3 330469	L= 202
			→	☐; 10/94→		24.5228-0245.3 330531	L= 245
			→	☐		24.5228-0245.3 330531	L= 245
2.0 S16	112	06/94→05/01	←	07/94→	2	24.5111-0495.3 330505 24.5111-0520.3 330506	L= 495 L= 519
			→	☐; 07/94→		24.5228-0195.3 330469	L= 202
			→	☐; 07/94→		24.5228-0245.3 330531	L= 245
<b>PEUGEOT - 306 Break (7E, N3, N5) 06/94→04/02</b>							
 <b>Bremssattel</b>							
1.4	55	03/97→04/02	←	☐; → 03/02; - ABS		24.3481-9833.5 240479	ATE Ø 48 - Halter
1.6	72	10/00→04/02					
1.9 D	50	03/97→04/02	←	☐; → 03/02; - ABS		24.3481-9834.5 240480	ATE Ø 48 - Halter
1.9 D	51	09/98→04/02	←	☐; → 03/02; + ABS		24.3541-1758.5 240935	TRW Ø 54 - Halter
1.9 D	55	03/98→04/02				24.3541-1768.5 240238	Ø 54 - Halter
			←	☐; → 03/02; + ABS		24.3541-1767.5 240237	BOS Ø 54 - Halter
1.6	65	03/97→10/00	←	☐; - ABS		24.3481-9833.5 240479	ATE Ø 48 - Halter
1.9 D	51	05/97→05/99	←	☐; - ABS		24.3481-9834.5 240480	ATE Ø 48 - Halter
			←	☐; + ABS		24.3541-1758.5 240935	TRW Ø 54 - Halter
						24.3541-1768.5 240238	Ø 54 - Halter
			←	☐; + ABS		24.3541-1767.5 240237	BOS Ø 54 - Halter
1.8	74	03/97→04/02	←	☐; → 03/02		24.3541-1758.5 240935	TRW Ø 54 - Halter
1.8 16V	81	03/97→04/02				24.3541-1768.5 240238	Ø 54 - Halter
2.0	97	03/97→04/02					
↓							

	kw			 	! #		
<b>PEUGEOT - 306 Break (7E, N3, N5) 06/94→04/02</b>							
<b>Bremssattel</b>							
2.0 16V 2.0 HDI 90	99 66	03/97→04/02 06/99→04/02	←	☐; → 03/02		24.3541-1767.5 240237	BOS Ø 54 - Halter
1.8 16V	82	03/97→07/01	←	☐		24.3541-1758.5 240935 24.3541-1768.5 240238	TRW Ø 54 - Halter Ø 54 - Halter
			←	☐		24.3541-1767.5 240237	BOS Ø 54 - Halter
1.9 Td	52	07/95→08/00	←	☐; 03/97→		24.3541-1758.5 240935 24.3541-1768.5 240238	TRW Ø 54 - Halter Ø 54 - Halter
			←	☐; 03/97→		24.3541-1767.5 240237	BOS Ø 54 - Halter
1.9 TD	66	02/97→04/02	←	☐; 03/97→ 03/02		24.3541-1758.5 240935 24.3541-1768.5 240238	TRW Ø 54 - Halter Ø 54 - Halter
			←	☐; 03/97→ 03/02		24.3541-1767.5 240237	BOS Ø 54 - Halter
<b>Feder, Bremssattel</b>							
1.4 1.6 1.9 D 1.9 D 1.9 D	55 72 50 51 55	03/97→04/02 10/00→04/02 03/97→04/02 09/98→04/02 03/98→04/02	←	→ 03/02; - ABS	2	11.8116-0129.1 390591	ATE
1.6 1.9 D	65 51	03/97→10/00 05/97→05/99	←	- ABS	2	11.8116-0129.1 390591	ATE
<b>Führungshülzensatz, Bremssattel</b>							
1.4 1.6 1.9 D 1.9 D 1.9 D	55 72 50 51 55	03/97→04/02 10/00→04/02 03/97→04/02 09/98→04/02 03/98→04/02	←	→ 03/02; - ABS		11.0101-5407.2 260011	ATE
1.6 1.9 D	65 51	03/97→10/00 05/97→05/99	←	- ABS		11.0101-5407.2 260011	ATE
<b>Führungsbolzen, Bremssattel</b>							
1.4 1.6 1.9 D 1.9 D 1.9 D	55 72 50 51 55	03/97→04/02 10/00→04/02 03/97→04/02 09/98→04/02 03/98→04/02		→ 03/02; - ABS		11.8171-0008.1 990049	ATE
1.6 1.9 D	65 51	03/97→10/00 05/97→05/99		- ABS		11.8171-0008.1 990049	ATE
<b>Dichtungssatz, Bremssattel</b>							
1.4 1.6 1.9 D 1.9 D 1.9 D	55 72 50 51 55	03/97→04/02 10/00→04/02 03/97→04/02 09/98→04/02 03/98→04/02		→ 03/02; - ABS		11.0441-4811.2 250024	ATE
1.6 1.9 D	65 51	03/97→10/00 05/97→05/99		- ABS		11.0441-4811.2 250024	ATE
<b>Bremsschlauch</b>							
1.4 1.6 1.8	55 72 74	03/97→04/02 10/00→04/02 03/97→04/02	←	→ 03/02	2	24.5111-0495.3 330505 24.5111-0520.3 330506	L= 495 L= 519
1.8 16V 1.9 D 1.9 D 1.9 D 2.0 2.0 16V 2.0 HDI 90	81 50 51 55 97 99 66	03/97→04/02 03/97→04/02 09/98→04/02 03/98→04/02 03/97→04/02 03/97→04/02 06/99→04/02	→	☐; → 03/02 ☐; → 03/02		24.5228-0195.3 330469 24.5228-0245.3 330531	L= 202 L= 245
1.6 1.8 16V 1.9 D	65 82 51	03/97→10/00 03/97→07/01 05/97→05/99	←		2	24.5111-0495.3 330505 24.5111-0520.3 330506	L= 495 L= 519
			→	☐		24.5228-0195.3 330469	L= 202
			→	☐		24.5228-0245.3 330531	L= 245
1.9 Td	52	07/95→08/00	←	03/97→	2	24.5111-0495.3 330505 24.5111-0520.3 330506	L= 495 L= 519
			→	☐; 03/97→		24.5228-0195.3 330469	L= 202
			→	☐; 03/97→		24.5228-0245.3 330531	L= 245
1.9 TD	66	02/97→04/02	←	03/97→ 03/02	2	24.5111-0495.3 330505 24.5111-0520.3 330506	L= 495 L= 519
			→	☐; 03/97→ 03/02		24.5228-0195.3 330469	L= 202
			→	☐; 03/97→ 03/02		24.5228-0245.3 330531	L= 245































	kw			 	! #		
<b>PEUGEOT - 306 Cabriolet (7D, N3, N5) 01/94→04/02</b>							
<b> Bremssattel</b>							
1.6	65	04/96→10/00	; 05/00→; - ABS	24.3481-9833.5	240479	ATE Ø 48 - Halter	
			; →Orga 08575	24.3481-9833.5	240479	ATE Ø 48 - Halter	
			; 05/00→; - ABS	24.3481-9834.5	240480	ATE Ø 48 - Halter	
			; →Orga 08575	24.3481-9834.5	240480	ATE Ø 48 - Halter	
			; Orga 08576→; + ABS	24.3541-1758.5	240935	TRW Ø 54 - Halter	
			; Orga 08576→; + ABS	24.3541-1767.5	240237	BOS Ø 54 - Halter	
			; Orga 08576→; + ABS	24.3541-1768.5	240238	Ø 54 - Halter	
1.6	72	10/00→04/02		24.3541-1758.5	240935	TRW Ø 54 - Halter	
				24.3541-1767.5	240237	BOS Ø 54 - Halter	
				24.3541-1768.5	240238	Ø 54 - Halter	
1.8	74	03/94→04/02	; 05/00→ 10/00; - ABS	24.3481-9833.5	240479	ATE Ø 48 - Halter	
			; →Orga 08575	24.3481-9833.5	240479	ATE Ø 48 - Halter	
			; 05/00→ 10/00; - ABS	24.3481-9834.5	240480	ATE Ø 48 - Halter	
			; →Orga 08575	24.3481-9834.5	240480	ATE Ø 48 - Halter	
			; Orga 08576→; → 10/00; + ABS	24.3541-1758.5	240935	TRW Ø 54 - Halter	
			; Orga 08576→; → 10/00; + ABS	24.3541-1767.5	240237	BOS Ø 54 - Halter	
			; Orga 08576→; → 10/00; + ABS	24.3541-1768.5	240238	Ø 54 - Halter	
1.8	74	05/97→04/99	; →Orga 08575	24.3481-9833.5	240479	ATE Ø 48 - Halter	
			; →Orga 08575	24.3481-9834.5	240480	ATE Ø 48 - Halter	
			; Orga 08576→; + ABS	24.3541-1758.5	240935	TRW Ø 54 - Halter	
			; Orga 08576→; + ABS	24.3541-1767.5	240237	BOS Ø 54 - Halter	
			; Orga 08576→; + ABS	24.3541-1768.5	240238	Ø 54 - Halter	
1.8 16V	81	05/97→04/02	; 07/00→	24.3541-1758.5	240935	TRW Ø 54 - Halter	
				24.3541-1767.5	240237	BOS Ø 54 - Halter	
				24.3541-1768.5	240238	Ø 54 - Halter	
2.0 16V	97	03/97→04/02	; 05/97→ 10/00	24.3541-1767.5	240237	BOS Ø 54 - Halter	
			; 05/97→ 10/00	24.3541-1768.5	240238	Ø 54 - Halter	
2.0 16V	99	03/97→04/02		24.3541-1767.5	240237	BOS Ø 54 - Halter	
				24.3541-1768.5	240238	Ø 54 - Halter	
<b>Feder, Bremssattel</b>							
1.6	65	04/96→10/00	→Orga 08575	2	11.8116-0129.1	390591	ATE
			05/00→; - ABS	2	11.8116-0129.1	390591	ATE
1.8	74	03/94→04/02	05/00→ 10/00; - ABS	2	11.8116-0129.1	390591	ATE
			→Orga 08575	2	11.8116-0129.1	390591	ATE
1.8	74	05/97→04/99	→Orga 08575	2	11.8116-0129.1	390591	ATE
<b>Führungshülzensatz, Bremssattel</b>							
1.6	65	04/96→10/00	05/00→; - ABS	11.0101-5407.2	260011	ATE	
			→Orga 08575	11.0101-5407.2	260011	ATE	
1.8	74	03/94→04/02	05/00→ 10/00; - ABS	11.0101-5407.2	260011	ATE	
			→Orga 08575	11.0101-5407.2	260011	ATE	
1.8	74	05/97→04/99	→Orga 08575	11.0101-5407.2	260011	ATE	
<b>Führungsbolzen, Bremssattel</b>							
1.6	65	04/96→10/00	→Orga 08575	11.8171-0008.1	990049	ATE	
			05/00→; - ABS	11.8171-0008.1	990049	ATE	
1.8	74	03/94→04/02	05/00→ 10/00; - ABS	11.8171-0008.1	990049	ATE	
			→Orga 08575	11.8171-0008.1	990049	ATE	
1.8	74	05/97→04/99	→Orga 08575	11.8171-0008.1	990049	ATE	
<b>Dichtungssatz, Bremssattel</b>							
1.6	65	04/96→10/00	→Orga 08575	11.0441-4811.2	250024	ATE	
			05/00→; - ABS	11.0441-4811.2	250024	ATE	
1.8	74	03/94→04/02	05/00→ 10/00; - ABS	11.0441-4811.2	250024	ATE	
			→Orga 08575	11.0441-4811.2	250024	ATE	
↓							

	kw			 	! #		
<b>PEUGEOT - 306 Cabriolet (7D, N3, N5) 01/94→04/02</b>							
<b>Dichtungssatz, Bremssattel</b>							
1.8	74	05/97→04/99		→Orga 08575		11.0441-4811.2 250024	ATE
<b>Zubehörsatz, Bremssattel</b>							
2.0	89	03/94→04/02		→ 04/97;		24.0101-3601.2 260044	TRW
2.0	90	02/95→11/97		für Fahrzeuge ohne Niveauregulierung			
2.0 16V	97	03/97→04/02					
<b>Bremsschlauch</b>							
1.6	65	04/96→10/00	←		2	24.5111-0495.3 330505	L= 495
1.6	72	10/00→04/02	←			24.5111-0520.3 330506	L= 519
1.8	74	05/97→04/99	←				
1.8 16V	81	05/97→04/02	→	☐		24.5228-0195.3 330469	L= 202
2.0 16V	99	03/97→04/02	→	☐		24.5228-0245.3 330531	L= 245
1.8	74	03/94→04/02	←	→ 10/00	2	24.5111-0495.3 330505	L= 495
2.0 16V	97	03/97→04/02	←			24.5111-0520.3 330506	L= 519
			→	☐; → 10/00		24.5228-0195.3 330469	L= 202
			→	☐; → 10/00		24.5228-0245.3 330531	L= 245
2.0	89	03/94→04/02	←	→ 04/97	2	24.5111-0495.3 330505	L= 495
2.0	90	02/95→11/97	←			24.5111-0520.3 330506	L= 519
			→	☐; → 04/97		24.5228-0195.3 330469	L= 202
			→	☐; → 04/97		24.5228-0245.3 330531	L= 245
<b>PEUGEOT - 306 Kasten/Kombi (N_, 7_) 07/93→08/02</b>							
<b>Bremssattel</b>							
1.4	55	03/96→07/01	←	☐; 05/97→ 05/01; - ABS		24.3481-1741.5 240245	BOS Ø 48 - Halter
			←	☐; 05/97→ 05/01; - ABS		24.3481-1742.5 240246	BOS Ø 48 - Halter
			←	☐; →Orga 08575; + ABS		24.3481-9833.5 240479	ATE Ø 48 - Halter
			←	☐; →Orga 08575; + ABS		24.3481-9834.5 240480	ATE Ø 48 - Halter
			←	☐; Orga 08576→; → 05/01; + ABS		24.3541-1758.5 240935	TRW Ø 54 - Halter
			←	☐; Orga 08576→; → 05/01; + ABS		24.3541-1768.5 240238	Ø 54 - Halter
			←	☐; Orga 08576→; → 05/01; + ABS		24.3541-1767.5 240237	BOS Ø 54 - Halter
1.9 D	51	02/99→08/02	←	☐; → 03/02; - ABS		24.3481-9833.5 240479	ATE Ø 48 - Halter
			←	☐; → 03/02; - ABS		24.3481-9834.5 240480	ATE Ø 48 - Halter
			←	☐; → 03/02; + ABS		24.3541-1758.5 240935	TRW Ø 54 - Halter
			←	☐; → 03/02; + ABS		24.3541-1768.5 240238	Ø 54 - Halter
			←	☐; → 03/02; + ABS		24.3541-1767.5 240237	BOS Ø 54 - Halter
1.9 D	69	02/94→04/99	←	☐		24.3481-9833.5 240479	ATE Ø 48 - Halter
			←	☐		24.3481-9834.5 240480	ATE Ø 48 - Halter
1.9 STD	51	02/94→05/99	←	☐; 09/98→; →Orga 08575		24.3481-9833.5 240479	ATE Ø 48 - Halter
			←	☐; Orga 08576→; - ABS		24.3481-9833.5 240479	ATE Ø 48 - Halter
			←	☐; Orga 08576→; - ABS		24.3481-9834.5 240480	ATE Ø 48 - Halter
			←	☐; 09/98→; →Orga 08575		24.3481-9834.5 240480	ATE Ø 48 - Halter
			←	☐; Orga 08576→; + ABS		24.3541-1758.5 240935	TRW Ø 54 - Halter
			←	☐; Orga 08576→; + ABS		24.3541-1768.5 240238	Ø 54 - Halter
			←	☐; Orga 08576→; + ABS		24.3541-1767.5 240237	BOS Ø 54 - Halter
<b>Feder, Bremssattel</b>							
1.4	55	03/96→07/01	←	→Orga 08575; + ABS	2	11.8116-0129.1 390591	ATE
1.9 D	51	02/99→08/02	←	→ 03/02; - ABS	2	11.8116-0129.1 390591	ATE
1.9 D	69	02/94→04/99	←		2	11.8116-0129.1 390591	ATE
1.9 STD	51	02/94→05/99	←	Orga 08576→; - ABS	2	11.8116-0129.1 390591	ATE
			←	09/98→; →Orga 08575	2	11.8116-0129.1 390591	ATE
<b>Führungshülzensatz, Bremssattel</b>							
1.4	55	03/96→07/01	←	→Orga 08575; + ABS		11.0101-5407.2 260011	ATE
1.9 D	51	02/99→08/02	←	→ 03/02; - ABS		11.0101-5407.2 260011	ATE
1.9 D	69	02/94→04/99	←			11.0101-5407.2 260011	ATE
1.9 STD	51	02/94→05/99	←	09/98→; →Orga 08575		11.0101-5407.2 260011	ATE
			←	Orga 08576→; - ABS		11.0101-5407.2 260011	ATE
↓							










	kW					! #		
<b>PEUGEOT - 306 Kasten/Kombi (N_, 7_) 07/93→08/02</b>								
<b>Führungsbolzen, Bremsattel</b>								
1.4	55	03/96→07/01		→Orga 08575; + ABS		11.8171-0008.1	990049	ATE
1.9 D	51	02/99→08/02		→ 03/02; - ABS		11.8171-0008.1	990049	ATE
1.9 D	69	02/94→04/99				11.8171-0008.1	990049	ATE
1.9 STD	51	02/94→05/99		09/98→; →Orga 08575		11.8171-0008.1	990049	ATE
				Orga 08576→; - ABS		11.8171-0008.1	990049	ATE
<b>Dichtungssatz, Bremsattel</b>								
1.4	55	03/96→07/01	←	→Orga 08575; + ABS		11.0441-4811.2	250024	ATE
1.9 D	51	02/99→08/02		→ 03/02; - ABS		11.0441-4811.2	250024	ATE
1.9 D	69	02/94→04/99	←			11.0441-4811.2	250024	ATE
1.9 STD	51	02/94→05/99	←	09/98→; →Orga 08575		11.0441-4811.2	250024	ATE
			←	Orga 08576→; - ABS		11.0441-4811.2	250024	ATE
<b> Bremsschlauch</b>								
1.4	55	03/96→07/01	←	05/97→ 05/01	2	24.5111-0495.3	330505	L= 495
						24.5111-0520.3	330506	L= 519
			←	→ 04/97	2	24.5111-0495.3	330505	L= 495
			←	→ 04/97; + ABS	2	24.5111-0520.3	330506	L= 519
			→	☐; 05/97→ 05/01		24.5228-0195.3	330469	L= 202
			→	→ 04/97; - ABS	2	24.5228-0195.3	330469	L= 202
			→	☐; → 04/97; + ABS		24.5228-0195.3	330469	L= 202
			→	☐; → 04/97; + ABS		24.5228-0245.3	330531	L= 245
1.9 D	51	02/99→08/02	←	→ 03/02	2	24.5111-0495.3	330505	L= 495
						24.5111-0520.3	330506	L= 519
			→	☐; → 03/02		24.5228-0195.3	330469	L= 202
1.9 D	69	02/94→04/99	←		2	24.5111-0495.3	330505	L= 495
						24.5111-0520.3	330506	L= 519
			→	☐		24.5228-0195.3	330469	L= 202
			→	☐		24.5228-0245.3	330531	L= 245
<b>PEUGEOT - 306 Kasten/Schrägheck 04/93→08/01</b>								
<b> Bremssattel</b>								
1.4	55	03/96→07/01	←	☐; 05/97→ 05/01; - ABS		24.3481-1741.5	240245	BOS Ø 48 - Halter
			←	☐; 05/97→ 05/01; - ABS		24.3481-1742.5	240246	BOS Ø 48 - Halter
			←	☐; →Orga 08575; + ABS		24.3481-9833.5	240479	ATE Ø 48 - Halter
			←	☐; →Orga 08575; + ABS		24.3481-9834.5	240480	ATE Ø 48 - Halter
			←	☐; Orga 08576→; → 05/01; + ABS		24.3541-1758.5	240935	TRW Ø 54 - Halter
			←	☐; Orga 08576→; → 05/01; + ABS		24.3541-1768.5	240238	Ø 54 - Halter
1.8 D	44	04/93→05/99	←	☐		24.3481-9833.5	240479	ATE Ø 48 - Halter
			←	☐		24.3481-9834.5	240480	ATE Ø 48 - Halter
1.9 D	50	05/97→05/99	←	☐		24.3481-9834.5	240480	ATE Ø 48 - Halter
1.9 D	69	02/94→04/99	←	☐		24.3481-9834.5	240480	ATE Ø 48 - Halter
1.9 D	51	02/99→08/01	←	☐; Orga 08576→; → 05/01; - ABS		24.3481-9833.5	240479	ATE Ø 48 - Halter
			←	☐; →Orga 08575		24.3481-9833.5	240479	ATE Ø 48 - Halter
			←	☐; Orga 08576→; → 05/01; - ABS		24.3481-9834.5	240480	ATE Ø 48 - Halter
			←	☐; →Orga 08575		24.3481-9834.5	240480	ATE Ø 48 - Halter
			←	☐; Orga 08576→; → 05/01; + ABS		24.3541-1758.5	240935	TRW Ø 54 - Halter
			←	☐; Orga 08576→; → 05/01; + ABS		24.3541-1768.5	240238	Ø 54 - Halter
			←	☐; Orga 08576→; → 05/01; + ABS		24.3541-1767.5	240237	BOS Ø 54 - Halter
			←	☐; Orga 08576→; → 05/01; + ABS		24.3541-1767.5	240237	BOS Ø 54 - Halter
1.9 STD	51	02/94→10/95	←	☐; 06/94→		24.3481-9833.5	240479	ATE Ø 48 - Halter
			←	☐; 06/94→		24.3481-9834.5	240480	ATE Ø 48 - Halter
<b>Feder, Bremsattel</b>								
1.4	55	03/96→07/01	←	→Orga 08575; + ABS	2	11.8116-0129.1	390591	ATE
1.8 D	44	04/93→05/99	←		2	11.8116-0129.1	390591	ATE
1.9 D	50	05/97→05/99						
1.9 D	69	02/94→04/99						
↓								








	kw			 	! #		
<b>PEUGEOT - 306 Kasten/Schrägheck 04/93→08/01</b>							
<b>Feder, Bremssattel</b>							
1.9 D	51	02/99→08/01	←	→Orga 08575	2	11.8116-0129.1 390591	ATE
			←	Orga 08576→; → 05/01; - ABS	2	11.8116-0129.1 390591	ATE
1.9 STD	51	02/94→10/95	←	06/94→	2	11.8116-0129.1 390591	ATE
<b>Führungshülzensatz, Bremssattel</b>							
1.4	55	03/96→07/01	←	→Orga 08575; + ABS		11.0101-5407.2 260011	ATE
1.8 D	44	04/93→05/99	←			11.0101-5407.2 260011	ATE
1.9 D	50	05/97→05/99					
1.9 D	69	02/94→04/99					
1.9 D	51	02/99→08/01	←	Orga 08576→; → 05/01; - ABS		11.0101-5407.2 260011	ATE
			←	→Orga 08575		11.0101-5407.2 260011	ATE
1.9 STD	51	02/94→10/95	←	06/94→		11.0101-5407.2 260011	ATE
<b>Führungsbolzen, Bremssattel</b>							
1.4	55	03/96→07/01		→Orga 08575; + ABS		11.8171-0008.1 990049	ATE
1.8 D	44	04/93→05/99				11.8171-0008.1 990049	ATE
1.9 D	50	05/97→05/99					
1.9 D	69	02/94→04/99					
1.9 D	51	02/99→08/01		Orga 08576→; → 05/01; - ABS		11.8171-0008.1 990049	ATE
				→Orga 08575		11.8171-0008.1 990049	ATE
1.9 STD	51	02/94→10/95		06/94→		11.8171-0008.1 990049	ATE
<b>Dichtungssatz, Bremssattel</b>							
1.4	55	03/96→07/01	←	→Orga 08575; + ABS		11.0441-4811.2 250024	ATE
1.8 D	44	04/93→05/99	←			11.0441-4811.2 250024	ATE
1.9 D	50	05/97→05/99					
1.9 D	69	02/94→04/99					
1.9 D	51	02/99→08/01	←	Orga 08576→; → 05/01; - ABS		11.0441-4811.2 250024	ATE
			←	→Orga 08575		11.0441-4811.2 250024	ATE
1.9 STD	51	02/94→10/95	←	06/94→		11.0441-4811.2 250024	ATE
<b> Bremsschlauch</b>							
1.4	55	03/96→07/01	←	05/97→ 05/01	2	24.5111-0495.3 330505	L= 495
			←	→ 04/97	2	24.5111-0520.3 330506	L= 519
			←	→ 04/97; + ABS	2	24.5111-0495.3 330505	L= 495
			←	→ 04/97; + ABS	2	24.5111-0520.3 330506	L= 519
			→	☐; 05/97→ 05/01		24.5228-0195.3 330469	L= 202
			→	→ 04/97; - ABS	2	24.5228-0195.3 330469	L= 202
			→	☐; → 04/97; + ABS		24.5228-0195.3 330469	L= 202
			→	☐; → 04/97; + ABS		24.5228-0245.3 330531	L= 245
			→	☐; 05/97→ 05/01		24.5228-0245.3 330531	L= 245
1.8 D	44	04/93→05/99	←		2	24.5111-0495.3 330505	L= 495
1.9 D	69	02/94→04/99				24.5111-0520.3 330506	L= 519
			→	☐		24.5228-0195.3 330469	L= 202
			→	☐		24.5228-0245.3 330531	L= 245
<b>PEUGEOT - 306 Schrägheck (7A, 7C, N3, N5) 01/93→10/03</b>							
<b> Bremssattel</b>							
1.1	44	05/93→05/01	←	☐; 03/94→ 04/97; + ABS		24.3481-9833.5 240479	ATE Ø 48 - Halter
			←	☐; 03/94→ 04/97; + ABS		24.3481-9834.5 240480	ATE Ø 48 - Halter
1.4	55	04/93→07/01	←	☐; 05/97→; - ABS		24.3481-1741.5 240245	BOS Ø 48 - Halter
			←	☐; 05/97→; - ABS		24.3481-1742.5 240246	BOS Ø 48 - Halter
			←	☐		24.3481-9833.5 240479	ATE Ø 48 - Halter
			←	☐; →Orga 08575; + ABS		24.3481-9833.5 240479	ATE Ø 48 - Halter
			←	☐; →Orga 08575; + ABS		24.3481-9834.5 240480	ATE Ø 48 - Halter
			←	☐		24.3481-9834.5 240480	ATE Ø 48 - Halter
			←	☐; Orga 08576→; → 05/01; + ABS		24.3541-1758.5 240935	TRW Ø 54 - Halter
			←	☐; Orga 08576→; + ABS		24.3541-1767.5 240237	BOS Ø 54 - Halter
			←	☐; Orga 08576→; + ABS		24.3541-1768.5 240238	Ø 54 - Halter
↓							








	kw			 	! #		
<b>PEUGEOT - 306 Schrägheck (7A, 7C, N3, N5) 01/93→10/03</b>							
 <b>Bremssattel</b>							
1.6	65	05/93→10/00	←	☐; →Orga 08575		24.3481-9833.5 240479	ATE Ø 48 - Halter
1.6	66	07/00→05/01	←	☐; Orga 08576→; - ABS		24.3481-9833.5 240479	ATE Ø 48 - Halter
1.8	74	05/93→05/01	←	☐; →Orga 08575		24.3481-9834.5 240480	ATE Ø 48 - Halter
			←	☐; Orga 08576→; - ABS		24.3481-9834.5 240480	ATE Ø 48 - Halter
			←	☐; Orga 08576→; + ABS		24.3541-1758.5 240935	TRW Ø 54 - Halter
			←	☐; Orga 08576→; + ABS		24.3541-1768.5 240238	Ø 54 - Halter
			←	☐; Orga 08576→; + ABS		24.3541-1767.5 240237	BOS Ø 54 - Halter
1.6	72	10/00→05/01	←	☐; - ABS		24.3481-9833.5 240479	ATE Ø 48 - Halter
			←	☐; - ABS		24.3481-9834.5 240480	ATE Ø 48 - Halter
			←	☐; + ABS		24.3541-1758.5 240935	TRW Ø 54 - Halter
			←	☐; + ABS		24.3541-1768.5 240238	Ø 54 - Halter
			←	☐; + ABS		24.3541-1767.5 240237	BOS Ø 54 - Halter
1.8 16V	81	03/97→05/01	←	☐		24.3541-1758.5 240935	TRW Ø 54 - Halter
			←	☐		24.3541-1768.5 240238	Ø 54 - Halter
			←	☐		24.3541-1767.5 240237	BOS Ø 54 - Halter
1.8 16V	82	03/97→10/03	←	☐; → 05/01		24.3541-1758.5 240935	TRW Ø 54 - Halter
			←	☐; → 05/01		24.3541-1768.5 240238	Ø 54 - Halter
			←	☐; → 05/01		24.3541-1767.5 240237	BOS Ø 54 - Halter
1.8 D	43	05/93→05/01	←	☐		24.3481-9833.5 240479	ATE Ø 48 - Halter
1.8 D	44	04/93→05/99	←	☐		24.3481-9834.5 240480	ATE Ø 48 - Halter
1.9 Td	52	07/95→08/00	←	☐		24.3481-9834.5 240480	ATE Ø 48 - Halter
1.9 D	47	05/93→05/01	←	☐		24.3481-9833.5 240479	ATE Ø 48 - Halter
1.9 D	50	06/94→05/01	←	☐; 09/98→; + ABS; → 10/00		24.3481-9833.5 240479	ATE Ø 48 - Halter
1.9 D	55	03/98→05/01	←	☐		24.3481-9834.5 240480	ATE Ø 48 - Halter
			←	☐; 09/98→; + ABS; → 10/00		24.3481-9834.5 240480	ATE Ø 48 - Halter
			←	☐; 10/00→; + ABS		24.3541-1758.5 240935	TRW Ø 54 - Halter
			←	☐; 10/00→; + ABS		24.3541-1768.5 240238	Ø 54 - Halter
			←	☐; 10/00→; + ABS		24.3541-1767.5 240237	BOS Ø 54 - Halter
1.9 D	51	04/93→05/99	←	☐; 09/98→; →Orga 08575		24.3481-9833.5 240479	ATE Ø 48 - Halter
			←	☐; Orga 08576→; - ABS		24.3481-9833.5 240479	ATE Ø 48 - Halter
			←	☐; Orga 08576→; - ABS		24.3481-9834.5 240480	ATE Ø 48 - Halter
			←	☐; 09/98→; →Orga 08575		24.3481-9834.5 240480	ATE Ø 48 - Halter
			←	☐; Orga 08576→; + ABS		24.3541-1758.5 240935	TRW Ø 54 - Halter
			←	☐; Orga 08576→; + ABS		24.3541-1768.5 240238	Ø 54 - Halter
			←	☐; Orga 08576→; + ABS		24.3541-1767.5 240237	BOS Ø 54 - Halter
1.9 D	51	09/98→05/01	←	☐; + ABS; → 10/00		24.3481-9833.5 240479	ATE Ø 48 - Halter
			←	☐; →Orga 08575		24.3481-9833.5 240479	ATE Ø 48 - Halter
			←	☐; Orga 08576→; - ABS		24.3481-9833.5 240479	ATE Ø 48 - Halter
			←	☐; + ABS; → 10/00		24.3481-9834.5 240480	ATE Ø 48 - Halter
			←	☐; Orga 08576→; - ABS		24.3481-9834.5 240480	ATE Ø 48 - Halter
			←	☐; →Orga 08575		24.3481-9834.5 240480	ATE Ø 48 - Halter
			←	☐; Orga 08576→; + ABS		24.3541-1758.5 240935	TRW Ø 54 - Halter
			←	☐; Orga 08576→; + ABS		24.3541-1768.5 240238	Ø 54 - Halter
			←	☐; 10/00→; + ABS		24.3541-1758.5 240935	TRW Ø 54 - Halter
			←	☐; 10/00→; + ABS		24.3541-1768.5 240238	Ø 54 - Halter
			←	☐; Orga 08576→; + ABS		24.3541-1767.5 240237	BOS Ø 54 - Halter
			←	☐; 10/00→; + ABS		24.3541-1767.5 240237	BOS Ø 54 - Halter
1.9 D	52	01/99→08/03	←	☐; Orga 08576→; → 05/01; - ABS		24.3481-9833.5 240479	ATE Ø 48 - Halter
			←	☐; →Orga 08575		24.3481-9833.5 240479	ATE Ø 48 - Halter
			←	☐; Orga 08576→; → 05/01; - ABS		24.3481-9834.5 240480	ATE Ø 48 - Halter
			←	☐; →Orga 08575		24.3481-9834.5 240480	ATE Ø 48 - Halter
			←	☐; Orga 08576→; → 05/01; + ABS		24.3541-1758.5 240935	TRW Ø 54 - Halter
			←	☐; Orga 08576→; → 05/01; + ABS		24.3541-1768.5 240238	Ø 54 - Halter
			←	☐; Orga 08576→; → 05/01; + ABS		24.3541-1767.5 240237	BOS Ø 54 - Halter
1.9 D	68	01/93→12/97	←	☐; 10/93→		24.3481-9833.5 240479	ATE Ø 48 - Halter
			←	☐; 10/94→		24.3481-9833.5 240479	ATE Ø 48 - Halter
↓							

















	kw			 	! #		
<b>PEUGEOT - 306 Schrägheck (7A, 7C, N3, N5) 01/93→10/03</b>							
<b>Bremssattel</b>							
1.9 D	68	01/93→12/97	←	☐; 10/93→		24.3481-9834.5 240480	ATE Ø 48 - Halter
			←	☐; 10/94→		24.3481-9834.5 240480	ATE Ø 48 - Halter
1.9 DT	66	05/93→05/01	←	☐; 10/93→		24.3481-9833.5 240479	ATE Ø 48 - Halter
			←	☐; 10/93→		24.3481-9834.5 240480	ATE Ø 48 - Halter
2.0 16V	97	03/97→05/01	←	☐; 05/97→		24.3541-1758.5 240935	TRW Ø 54 - Halter
2.0 16V	99	03/97→06/00				24.3541-1768.5 240238	Ø 54 - Halter
2.0 S16	110	06/94→05/01				24.3541-1767.5 240237	BOS Ø 54 - Halter
2.0 S16	112	05/93→05/01	←	☐; 05/97→			
2.0 XSi	89	05/93→05/01					
2.0 HDI 90	66	06/99→12/02	←	☐; → 05/01		24.3541-1758.5 240935	TRW Ø 54 - Halter
			←	☐		24.3541-1767.5 240237	BOS Ø 54 - Halter
			←	☐		24.3541-1768.5 240238	Ø 54 - Halter
<b>Feder, Bremssattel</b>							
1.1	44	05/93→05/01	←	03/94→ 04/97; + ABS	2	11.8116-0129.1 390591	ATE
1.4	55	04/93→07/01	←		2	11.8116-0129.1 390591	ATE
			←	→Orga 08575; + ABS	2	11.8116-0129.1 390591	ATE
1.6	65	05/93→10/00	←	Orga 08576→; - ABS	2	11.8116-0129.1 390591	ATE
1.6	66	07/00→05/01					
1.8	74	05/93→05/01	←	→Orga 08575	2	11.8116-0129.1 390591	ATE
1.6	72	10/00→05/01	←	- ABS	2	11.8116-0129.1 390591	ATE
1.8 D	43	05/93→05/01	←		2	11.8116-0129.1 390591	ATE
1.8 D	44	04/93→05/99					
1.9 Td	52	07/95→08/00					
1.9 D	47	05/93→05/01	←		2	11.8116-0129.1 390591	ATE
1.9 D	50	06/94→05/01					
1.9 D	55	03/98→05/01	←	09/98→; + ABS; → 10/00	2	11.8116-0129.1 390591	ATE
1.9 D	51	04/93→05/99	←	Orga 08576→; - ABS	2	11.8116-0129.1 390591	ATE
			←	09/98→; →Orga 08575	2	11.8116-0129.1 390591	ATE
1.9 D	51	09/98→05/01	←	Orga 08576→; - ABS	2	11.8116-0129.1 390591	ATE
			←	→Orga 08575	2	11.8116-0129.1 390591	ATE
			←	+ ABS; → 10/00	2	11.8116-0129.1 390591	ATE
1.9 D	52	01/99→08/03	←	→Orga 08575	2	11.8116-0129.1 390591	ATE
			←	Orga 08576→; → 05/01; - ABS	2	11.8116-0129.1 390591	ATE
1.9 D	68	01/93→12/97	←	10/93→	2	11.8116-0129.1 390591	ATE
			←	10/94→	2	11.8116-0129.1 390591	ATE
1.9 DT	66	05/93→05/01	←	10/93→	2	11.8116-0129.1 390591	ATE
<b>Führungshülzensatz, Bremssattel</b>							
1.1	44	05/93→05/01	←	03/94→ 04/97; + ABS		11.0101-5407.2 260011	ATE
1.4	55	04/93→07/01	←			11.0101-5407.2 260011	ATE
			←	→Orga 08575; + ABS		11.0101-5407.2 260011	ATE
1.6	65	05/93→10/00	←	Orga 08576→; - ABS		11.0101-5407.2 260011	ATE
1.6	66	07/00→05/01					
1.8	74	05/93→05/01	←	→Orga 08575		11.0101-5407.2 260011	ATE
1.6	72	10/00→05/01	←	- ABS		11.0101-5407.2 260011	ATE
1.8 D	43	05/93→05/01	←			11.0101-5407.2 260011	ATE
1.8 D	44	04/93→05/99					
1.9 Td	52	07/95→08/00					
1.9 D	47	05/93→05/01	←			11.0101-5407.2 260011	ATE
1.9 D	50	06/94→05/01					
1.9 D	55	03/98→05/01	←	09/98→; + ABS; → 10/00		11.0101-5407.2 260011	ATE
1.9 D	51	04/93→05/99	←	09/98→; →Orga 08575		11.0101-5407.2 260011	ATE
			←	Orga 08576→; - ABS		11.0101-5407.2 260011	ATE
1.9 D	51	09/98→05/01	←	+ ABS; → 10/00		11.0101-5407.2 260011	ATE
			←	Orga 08576→; - ABS		11.0101-5407.2 260011	ATE
			←	→Orga 08575		11.0101-5407.2 260011	ATE
1.9 D	52	01/99→08/03	←	Orga 08576→; → 05/01; - ABS		11.0101-5407.2 260011	ATE
			←	→Orga 08575		11.0101-5407.2 260011	ATE
1.9 D	68	01/93→12/97	←	10/94→		11.0101-5407.2 260011	ATE
			←	10/93→		11.0101-5407.2 260011	ATE
↓							










	kw					! #		
<b>PEUGEOT - 306 Schrägheck (7A, 7C, N3, N5) 01/93→10/03</b>								
<b>Führungshülzensatz, Bremssattel</b>								
1.9 DT	66	05/93→05/01	←	10/93→			11.0101-5407.2 260011	ATE
<b>Führungsbolzen, Bremssattel</b>								
1.1	44	05/93→05/01		03/94→ 04/97; + ABS			11.8171-0008.1 990049	ATE
1.4	55	04/93→07/01		→Orga 08575; + ABS			11.8171-0008.1 990049	ATE
1.6	65	05/93→10/00		→Orga 08575			11.8171-0008.1 990049	ATE
1.6	66	07/00→05/01					11.8171-0008.1 990049	ATE
1.8	74	05/93→05/01		Orga 08576→; - ABS			11.8171-0008.1 990049	ATE
1.6	72	10/00→05/01		- ABS			11.8171-0008.1 990049	ATE
1.8 D	43	05/93→05/01					11.8171-0008.1 990049	ATE
1.8 D	44	04/93→05/99						
1.9 Td	52	07/95→08/00						
1.9 D	47	05/93→05/01		09/98→; + ABS; → 10/00			11.8171-0008.1 990049	ATE
1.9 D	50	06/94→05/01					11.8171-0008.1 990049	ATE
1.9 D	55	03/98→05/01						
1.9 D	51	04/93→05/99		09/98→; →Orga 08575			11.8171-0008.1 990049	ATE
				Orga 08576→; - ABS			11.8171-0008.1 990049	ATE
1.9 D	51	09/98→05/01		→Orga 08575			11.8171-0008.1 990049	ATE
				+ ABS; → 10/00			11.8171-0008.1 990049	ATE
				Orga 08576→; - ABS			11.8171-0008.1 990049	ATE
1.9 D	52	01/99→08/03		Orga 08576→; → 05/01; - ABS			11.8171-0008.1 990049	ATE
				→Orga 08575			11.8171-0008.1 990049	ATE
1.9 D	68	01/93→12/97		10/94→			11.8171-0008.1 990049	ATE
				10/93→			11.8171-0008.1 990049	ATE
1.9 DT	66	05/93→05/01		10/93→			11.8171-0008.1 990049	ATE
<b>Dichtungssatz, Bremssattel</b>								
1.1	44	05/93→05/01	←	03/94→ 04/97; + ABS			11.0441-4811.2 250024	ATE
1.4	55	04/93→07/01	←				11.0441-4811.2 250024	ATE
			←	→Orga 08575; + ABS			11.0441-4811.2 250024	ATE
1.6	65	05/93→10/00	←	Orga 08576→; - ABS			11.0441-4811.2 250024	ATE
1.6	66	07/00→05/01	←					
1.8	74	05/93→05/01	←	→Orga 08575			11.0441-4811.2 250024	ATE
1.6	72	10/00→05/01	←	- ABS			11.0441-4811.2 250024	ATE
1.8 D	43	05/93→05/01	←				11.0441-4811.2 250024	ATE
1.8 D	44	04/93→05/99	←					
1.9 Td	52	07/95→08/00	←					
1.9 D	47	05/93→05/01	←				11.0441-4811.2 250024	ATE
1.9 D	50	06/94→05/01	←					
1.9 D	55	03/98→05/01	←	09/98→; + ABS; → 10/00			11.0441-4811.2 250024	ATE
1.9 D	51	04/93→05/99	←	09/98→; →Orga 08575			11.0441-4811.2 250024	ATE
			←	Orga 08576→; - ABS			11.0441-4811.2 250024	ATE
1.9 D	51	09/98→05/01	←	+ ABS; → 10/00			11.0441-4811.2 250024	ATE
			←	Orga 08576→; - ABS			11.0441-4811.2 250024	ATE
			←	→Orga 08575			11.0441-4811.2 250024	ATE
1.9 D	52	01/99→08/03	←	Orga 08576→; → 05/01; - ABS			11.0441-4811.2 250024	ATE
			←	→Orga 08575			11.0441-4811.2 250024	ATE
1.9 D	68	01/93→12/97	←	10/94→			11.0441-4811.2 250024	ATE
			←	10/93→			11.0441-4811.2 250024	ATE
1.9 DT	66	05/93→05/01	←	10/93→			11.0441-4811.2 250024	ATE
<b>Zubehörsatz, Bremssattel</b>								
2.0 16V	97	03/97→05/01	←	→ 04/97;			24.0101-3601.2 260044	TRW
2.0 16V	99	03/97→06/00	←	für Fahrzeuge ohne Niveauregulierung				
2.0 XSi	89	05/93→05/01	←	03/94→ 04/97;			24.0101-3601.2 260044	TRW
			←	für Fahrzeuge ohne Niveauregulierung				
<b>Bremsschlauch</b>								
1.1	44	05/93→05/01	←	03/94→ 04/97	2	24.5111-0495.3 330505	L= 495	
			←	03/94→ 04/97; + ABS	2	24.5111-0520.3 330506	L= 519	
			→	☐; 03/94→ 04/97; + ABS		24.5228-0195.3 330469	L= 202	
			→	03/94→ 04/97; - ABS	2	24.5228-0195.3 330469	L= 202	
			→	☐; 03/94→ 04/97; + ABS		24.5228-0245.3 330531	L= 245	
↓								





































	kw			 	! #		
<b>PEUGEOT - 306 Schrägheck (7A, 7C, N3, N5) 01/93→10/03</b>							
<b>Bremsschlauch</b>							
1.4	55	04/93→07/01	←	05/97→	2	24.5111-0495.3 330505	L= 495
			←	→ 04/97	2	24.5111-0520.3 330506	L= 519
			←	→ 04/97; + ABS	2	24.5111-0495.3 330505	L= 495
			→	☐; 05/97→		24.5228-0195.3 330469	L= 202
			→	→ 04/97; - ABS	2	24.5228-0195.3 330469	L= 202
			→	☐; → 04/97; + ABS		24.5228-0195.3 330469	L= 202
			→	☐; → 04/97; + ABS		24.5228-0245.3 330531	L= 245
			→	☐; 05/97→		24.5228-0245.3 330531	L= 245
1.6	65	05/93→10/00	←		2	24.5111-0495.3 330505	L= 495
1.6	72	10/00→05/01				24.5111-0520.3 330506	L= 519
1.8	74	05/93→05/01					
1.8 16V	81	03/97→05/01	→	☐		24.5228-0195.3 330469	L= 202
1.8 D	43	05/93→05/01	→	☐		24.5228-0245.3 330531	L= 245
1.8 D	44	04/93→05/99					
1.9 D	47	05/93→05/01					
1.9 D	50	06/94→05/01					
1.9 D	51	09/98→05/01					
1.9 D	55	03/98→05/01					
1.9 Td	52	07/95→08/00					
2.0 16V	97	03/97→05/01					
2.0 16V	99	03/97→06/00					
2.0 HDI 90	66	06/99→12/02					
2.0 S16	110	06/94→05/01					
2.0 S16	120	07/96→05/01					
1.8 16V	82	03/97→10/03	←	→ 05/01	2	24.5111-0495.3 330505	L= 495
						24.5111-0520.3 330506	L= 519
			→	☐; → 05/01		24.5228-0195.3 330469	L= 202
			→	☐; → 05/01		24.5228-0245.3 330531	L= 245
1.9 D	68	01/93→12/97	←	10/93→	2	24.5111-0495.3 330505	L= 495
						24.5111-0520.3 330506	L= 519
			←	10/94→	2	24.5111-0495.3 330505	L= 495
						24.5111-0520.3 330506	L= 519
			→	☐; 10/94→		24.5228-0195.3 330469	L= 202
			→	☐; 10/93→		24.5228-0195.3 330469	L= 202
			→	☐; 10/93→		24.5228-0245.3 330531	L= 245
			→	☐; 10/94→		24.5228-0245.3 330531	L= 245
1.9 DT	66	05/93→05/01	←	10/93→	2	24.5111-0495.3 330505	L= 495
						24.5111-0520.3 330506	L= 519
			→	☐; 10/93→		24.5228-0195.3 330469	L= 202
			→	☐; 10/93→		24.5228-0245.3 330531	L= 245
2.0 S16	112	05/93→05/01	←	07/94→	2	24.5111-0495.3 330505	L= 495
						24.5111-0520.3 330506	L= 519
			→	☐; 07/94→		24.5228-0195.3 330469	L= 202
			→	☐; 07/94→		24.5228-0245.3 330531	L= 245
2.0 XSi	89	05/93→05/01	←	03/94→	2	24.5111-0495.3 330505	L= 495
						24.5111-0520.3 330506	L= 519
			→	☐; 03/94→		24.5228-0195.3 330469	L= 202
			→	☐; 03/94→		24.5228-0245.3 330531	L= 245
<b>PEUGEOT - 307 (3A/C) 08/00→</b>							
<b>Bremssattel</b>							
1.4	55	08/00→	←	☐; → 07/07		24.3541-1771.5 240239	BOS Ø 54 - Halter
1.4 HDi	50	10/01→	←	☐; → 07/07		24.3541-1772.5 240240	BOS Ø 54 - Halter
2.0 HDi 90	66	08/00→	→	☐; 03/04→ 07/07		24.3387-1709.5 240888	TRW Ø 38 - Halter
			→	☐; 03/04→ 07/07		24.3387-1710.5 240889	TRW Ø 38 - Halter
1.4 16V	65	11/03→	←	☐; →Orga 10550; + ESP		24.3541-1761.5 240233	Ø 54 - Halter
1.6 HDi	66	04/05→	←	☐; →Orga 10550; + ESP		24.3541-1762.5 240234	Ø 54 - Halter
			←	☐; Orga 10551→; → 07/07; + ESP		24.3541-1771.5 240239	BOS Ø 54 - Halter
			←	☐; → 07/07; - ESP		24.3541-1771.5 240239	BOS Ø 54 - Halter
			←	☐; → 07/07; - ESP		24.3541-1772.5 240240	BOS Ø 54 - Halter
↓							

	kw			 	! #			
<b>PEUGEOT - 307 (3A/C) 08/00→</b>								
<b>Bremssattel</b>								
1.4 16V 1.6 HDi	65 66	11/03→ 04/05→	←	☐; Orga 10551→; → 07/07; + ESP	24.3541-1772.5	240240	BOS Ø 54 - Halter	
			→	☐; → 07/07	24.3387-1709.5	240888	TRW Ø 38 - Halter	
			→	☐; → 07/07	24.3387-1710.5	240889	TRW Ø 38 - Halter	
1.6	81	07/06→	←	☐; → 07/07; Vollautomatik	24.3541-1761.5	240233	Ø 54 - Halter	
			←	☐; → 07/07; Vollautomatik	24.3541-1762.5	240234	Ø 54 - Halter	
			←	☐; → 07/07; + ESP; Schaltgetriebe	24.3541-1771.5	240239	BOS Ø 54 - Halter	
			←	☐; → 07/07; + ESP; Schaltgetriebe	24.3541-1772.5	240240	BOS Ø 54 - Halter	
			→	☐; → 07/07	24.3387-1709.5	240888	TRW Ø 38 - Halter	
			→	☐; → 07/07	24.3387-1710.5	240889	TRW Ø 38 - Halter	
1.6	85	08/05→12/09	←	☐; 07/06→ 07/07; Vollautomatik	24.3541-1761.5	240233	Ø 54 - Halter	
			←	☐; 07/06→ 07/07; Vollautomatik	24.3541-1762.5	240234	Ø 54 - Halter	
			←	☐; 07/06→ 07/07; + ESP; Schaltgetriebe	24.3541-1771.5	240239	BOS Ø 54 - Halter	
			←	☐; 07/06→ 07/07; + ESP; Schaltgetriebe	24.3541-1772.5	240240	BOS Ø 54 - Halter	
			→	☐; 07/06→ 07/07	24.3387-1709.5	240888	TRW Ø 38 - Halter	
			→	☐; 07/06→ 07/07	24.3387-1710.5	240889	TRW Ø 38 - Halter	
1.6 16V	80	08/00→11/07	←	☐; → 07/07; Vollautomatik	24.3541-1761.5	240233	Ø 54 - Halter	
			←	☐; →Orga 10550; Schaltgetriebe; + ESP	24.3541-1761.5	240233	Ø 54 - Halter	
			←	☐; → 07/07; Vollautomatik	24.3541-1762.5	240234	Ø 54 - Halter	
			←	☐; →Orga 10550; Schaltgetriebe; + ESP	24.3541-1762.5	240234	Ø 54 - Halter	
			←	☐; Orga 10551→; → 07/07; + ESP; Schaltgetriebe	24.3541-1771.5	240239	BOS Ø 54 - Halter	
			←	☐; - ESP; → 07/07; Vollautomatik	24.3541-1771.5	240239	BOS Ø 54 - Halter	
			←	☐; - ESP; → 07/07; Vollautomatik	24.3541-1772.5	240240	BOS Ø 54 - Halter	
			←	☐; Orga 10551→; → 07/07; + ESP; Schaltgetriebe	24.3541-1772.5	240240	BOS Ø 54 - Halter	
			→	☐; 03/04→ 07/07	24.3387-1709.5	240888	TRW Ø 38 - Halter	
→	☐; 03/04→ 07/07	24.3387-1710.5	240889	TRW Ø 38 - Halter				
1.6 BioFlex	80	09/07→	←	☐	24.3541-1761.5	240233	Ø 54 - Halter	
			←	☐	24.3541-1762.5	240234	Ø 54 - Halter	
1.6 HDi 110 2.0 16V	80 103	02/04→ 03/05→	←	☐; → 07/07	24.3541-1761.5	240233	Ø 54 - Halter	
			←	☐; → 07/07	24.3541-1762.5	240234	Ø 54 - Halter	
			→	☐; → 07/07	24.3387-1709.5	240888	TRW Ø 38 - Halter	
			→	☐; → 07/07	24.3387-1710.5	240889	TRW Ø 38 - Halter	
2.0 16V	100	08/00→06/05	←	☐	24.3541-1761.5	240233	Ø 54 - Halter	
			←	☐	24.3541-1762.5	240234	Ø 54 - Halter	
			→	☐; 03/04→	24.3387-1709.5	240888	TRW Ø 38 - Halter	
			→	☐; 03/04→	24.3387-1710.5	240889	TRW Ø 38 - Halter	
2.0 16V 2.0 HDi 135	130 100	06/05→ 10/03→	←	☐; →Orga 10487	24.3571-9765.5	240651	ATE Ø 57 - Halter	
			←	☐; Orga 10488→; → 07/07	24.3571-9765.5	240651	ATE Ø 57 - Halter	
			←	☐; →Orga 10487	24.3571-9766.5	240652	ATE Ø 57 - Halter	
			←	☐; Orga 10488→; → 07/07	24.3571-9766.5	240652	ATE Ø 57 - Halter	
			→	☐; → 07/07	24.3387-1709.5	240888	TRW Ø 38 - Halter	
			→	☐; → 07/07	24.3387-1710.5	240889	TRW Ø 38 - Halter	
2.0 HDi 110	79	08/00→	←	☐; → 07/07	24.3541-1761.5	240233	Ø 54 - Halter	
			←	☐; → 07/07	24.3541-1762.5	240234	Ø 54 - Halter	
			→	☐; 03/04→ 07/07	24.3387-1709.5	240888	TRW Ø 38 - Halter	
			→	☐; 03/04→ 07/07	24.3387-1710.5	240889	TRW Ø 38 - Halter	
<b>Feder, Bremssattel</b>								
2.0 16V 2.0 HDi 135	130 100	06/05→ 10/03→		→Orga 10487	2	11.8116-0351.1	390538	ATE
				Orga 10488→; → 07/07	2	11.8116-0351.1	390538	ATE
<b>Führungshülzensatz, Bremssattel</b>								
2.0 16V 2.0 HDi 135	130 100	06/05→ 10/03→	←	Orga 10488→; → 07/07		11.0101-5704.2	260095	ATE
			←	→Orga 10487		11.0101-5704.2	260095	ATE
↓								








	kw					! #		
<b>PEUGEOT - 307 (3A/C) 08/00→</b>								
<b>Führungsbolzen, Bremsattel</b>								
2.0 16V	130	06/05→			→Orga 10487		11.8171-0008.1 990049	ATE
2.0 HDi 135	100	10/03→			Orga 10488→; → 07/07		11.8171-0008.1 990049	ATE
<b>Bremsschlauch</b>								
1.4	55	08/00→	←		→ 07/07	2	24.5111-0420.3 330682	L= 420
1.4 16V	65	11/03→						
1.4 HDi	50	10/01→	→		→ 07/07	2	24.5246-0190.3 330697	L= 190
1.6	81	07/06→						
1.6 16V	80	08/00→11/07						
1.6 HDi	66	04/05→						
1.6 HDi 110	80	02/04→						
2.0 16V	103	03/05→						
2.0 16V	130	06/05→						
2.0 HDi 110	79	08/00→						
2.0 HDi 135	100	10/03→						
2.0 HDi 90	66	08/00→						
1.6	85	08/05→12/09	←		07/06→ 07/07	2	24.5111-0420.3 330682	L= 420
			→		07/06→ 07/07	2	24.5246-0190.3 330697	L= 190
1.6 BioFlex	80	09/07→	←			2	24.5111-0420.3 330682	L= 420
2.0 16V	100	08/00→06/05	←			2	24.5111-0420.3 330682	L= 420
			→			2	24.5246-0190.3 330697	L= 190
<b>PEUGEOT - 307 Break (3E) 03/02→12/09</b>								
<b>Bremssattel</b>								
1.4	55	04/02→09/03	←	☐	→Orga 10550; + ESP		24.3541-1761.5 240233	Ø 54 - Halter
			←	☐	→Orga 10550; + ESP		24.3541-1762.5 240234	Ø 54 - Halter
			←	☐	- ESP		24.3541-1771.5 240239	BOS Ø 54 - Halter
			←	☐	- ESP		24.3541-1772.5 240240	BOS Ø 54 - Halter
			→	☐	→Orga 12056		24.3387-1709.5 240888	TRW Ø 38 - Halter
			→	☐	→Orga 12056		24.3387-1710.5 240889	TRW Ø 38 - Halter
1.4 16V	65	11/03→07/07	←	☐	→Orga 10550; + ESP		24.3541-1761.5 240233	Ø 54 - Halter
			←	☐	→Orga 10550; + ESP		24.3541-1762.5 240234	Ø 54 - Halter
			←	☐	- ESP		24.3541-1771.5 240239	BOS Ø 54 - Halter
			←	☐	Orga 10551→; + ESP		24.3541-1771.5 240239	BOS Ø 54 - Halter
			←	☐	- ESP		24.3541-1772.5 240240	BOS Ø 54 - Halter
			←	☐	Orga 10551→; + ESP		24.3541-1772.5 240240	BOS Ø 54 - Halter
			→	☐	→Orga 12056		24.3387-1709.5 240888	TRW Ø 38 - Halter
			→	☐	→Orga 12056		24.3387-1710.5 240889	TRW Ø 38 - Halter
1.4 HDi	50	03/02→06/05	←	☐			24.3541-1771.5 240239	BOS Ø 54 - Halter
			←	☐			24.3541-1772.5 240240	BOS Ø 54 - Halter
			→	☐	→Orga 12056		24.3387-1709.5 240888	TRW Ø 38 - Halter
			→	☐	→Orga 12056		24.3387-1710.5 240889	TRW Ø 38 - Halter
1.6 16V	80	03/02→04/08	←	☐			24.3541-1761.5 240233	Ø 54 - Halter
1.6 BioFlex	80	09/07→04/08	←	☐			24.3541-1762.5 240234	Ø 54 - Halter
1.6 HDi	66	04/05→04/08	←	☐			24.3541-1762.5 240234	Ø 54 - Halter
1.6 HDi 110	80	02/04→04/08	→	☐	→Orga 12056		24.3387-1709.5 240888	TRW Ø 38 - Halter
2.0	100	03/02→06/05	→	☐	→Orga 12056		24.3387-1709.5 240888	TRW Ø 38 - Halter
2.0 HDi 90	66	03/02→04/08	→	☐	→Orga 12056		24.3387-1710.5 240889	TRW Ø 38 - Halter
2.0 16V	103	03/05→04/08	←	☐	→Orga 12053		24.3541-1761.5 240233	Ø 54 - Halter
2.0 HDi 110	79	03/02→12/09	←	☐	→Orga 12053		24.3541-1762.5 240234	Ø 54 - Halter
			→	☐	→Orga 12056		24.3387-1709.5 240888	TRW Ø 38 - Halter
			→	☐	→Orga 12056		24.3387-1710.5 240889	TRW Ø 38 - Halter
2.0 16V	130	06/05→04/08	←	☐	→Orga 10487		24.3571-9765.5 240651	ATE Ø 57 - Halter
2.0 HDi 135	100	02/04→04/08	←	☐	Orga 10488→		24.3571-9765.5 240651	ATE Ø 57 - Halter
			←	☐	→Orga 10487		24.3571-9766.5 240652	ATE Ø 57 - Halter
			←	☐	Orga 10488→		24.3571-9766.5 240652	ATE Ø 57 - Halter
			→	☐	→Orga 12056		24.3387-1709.5 240888	TRW Ø 38 - Halter
			→	☐	→Orga 12056		24.3387-1710.5 240889	TRW Ø 38 - Halter
<b>Feder, Bremsattel</b>								
2.0 16V	130	06/05→04/08	←		Orga 10488→	2	11.8116-0351.1 390538	ATE
↓								










	kw			 	! #		
<b>PEUGEOT - 307 Break (3E) 03/02→12/09</b>							
<b>Feder, Bremssattel</b>							
2.0 HDi 135	100	02/04→04/08	←	→Orga 10487	2	11.8116-0351.1 390538	ATE
<b>Führungshülzensatz, Bremssattel</b>							
2.0 16V	130	06/05→04/08	←	Orga 10488→		11.0101-5704.2 260095	ATE
2.0 HDi 135	100	02/04→04/08	←	→Orga 10487		11.0101-5704.2 260095	ATE
<b>Führungsbolzen, Bremssattel</b>							
2.0 16V	130	06/05→04/08		Orga 10488→		11.8171-0008.1 990049	ATE
2.0 HDi 135	100	02/04→04/08		→Orga 10487		11.8171-0008.1 990049	ATE
<b>Bremsschlauch</b>							
1.4	55	04/02→09/03	←		2	24.5111-0420.3 330682	L= 420
1.4 16V	65	11/03→07/07					
1.4 HDi	50	03/02→06/05	→		2	24.5246-0190.3 330697	L= 190
1.6 16V	80	03/02→04/08					
1.6 BioFlex	80	09/07→04/08					
1.6 HDi	66	04/05→04/08					
1.6 HDi 110	80	02/04→04/08					
2.0	100	03/02→06/05					
2.0 16V	103	03/05→04/08					
2.0 16V	130	06/05→04/08					
2.0 HDi 135	100	02/04→04/08					
2.0 HDi 90	66	03/02→04/08					
2.0 HDi 110	79	03/02→12/09	←	→ 04/08	2	24.5111-0420.3 330682	L= 420
			→	→ 04/08	2	24.5246-0190.3 330697	L= 190
<b>PEUGEOT - 307 CC (3B) 10/03→</b>							
<b>Bremssattel</b>							
1.6 16V	80	02/05→	←	☐; 03/05→ 02/09		24.3541-1761.5 240233	Ø 54 - Halter
			←	☐; 03/05→ 02/09		24.3541-1762.5 240234	Ø 54 - Halter
			→	☐; 03/05→; →Orga 12056		24.3387-1709.5 240888	TRW Ø 38 - Halter
			→	☐; 03/05→; →Orga 12056		24.3387-1710.5 240889	TRW Ø 38 - Halter
2.0 16V	100	10/03→	←	☐		24.3541-1761.5 240233	Ø 54 - Halter
			←	☐		24.3541-1762.5 240234	Ø 54 - Halter
			→	☐; →Orga 12056		24.3387-1709.5 240888	TRW Ø 38 - Halter
			→	☐; →Orga 12056		24.3387-1710.5 240889	TRW Ø 38 - Halter
2.0 16V	103	12/04→12/09	←	☐; →Orga 12053		24.3541-1761.5 240233	Ø 54 - Halter
			←	☐; →Orga 12053		24.3541-1762.5 240234	Ø 54 - Halter
			→	☐; 03/05→; →Orga 12056		24.3387-1709.5 240888	TRW Ø 38 - Halter
			→	☐; 03/05→; →Orga 12056		24.3387-1710.5 240889	TRW Ø 38 - Halter
2.0 16V	130	10/03→	←	☐; Orga 10488→; → 02/09		24.3571-9765.5 240651	ATE Ø 57 - Halter
2.0 HDi 135	100	06/05→	←	☐; →Orga 10487		24.3571-9765.5 240651	ATE Ø 57 - Halter
			←	☐; Orga 10488→; → 02/09		24.3571-9766.5 240652	ATE Ø 57 - Halter
			←	☐; →Orga 10487		24.3571-9766.5 240652	ATE Ø 57 - Halter
			→	☐; →Orga 12056		24.3387-1709.5 240888	TRW Ø 38 - Halter
			→	☐; →Orga 12056		24.3387-1710.5 240889	TRW Ø 38 - Halter
<b>Feder, Bremssattel</b>							
2.0 16V	130	10/03→		→Orga 10487	2	11.8116-0351.1 390538	ATE
2.0 HDi 135	100	06/05→		Orga 10488→; → 02/09	2	11.8116-0351.1 390538	ATE
<b>Führungshülzensatz, Bremssattel</b>							
2.0 16V	130	10/03→	←	Orga 10488→; → 02/09		11.0101-5704.2 260095	ATE
2.0 HDi 135	100	06/05→	←	→Orga 10487		11.0101-5704.2 260095	ATE
<b>Führungsbolzen, Bremssattel</b>							
2.0 16V	130	10/03→		→Orga 10487		11.8171-0008.1 990049	ATE
2.0 HDi 135	100	06/05→		Orga 10488→; → 02/09		11.8171-0008.1 990049	ATE
<b>Bremsschlauch</b>							
1.6 16V	80	02/05→	←	03/05→ 02/09	2	24.5111-0420.3 330682	L= 420
			→	03/05→ 02/09	2	24.5246-0190.3 330697	L= 190
↓							











	kw			 	! #		
<b>PEUGEOT - 307 CC (3B) 10/03→</b>							
 <b>Bremsschlauch</b>							
2.0 16V	100	10/03→	←		2	24.5111-0420.3 330682	L= 420
			→		2	24.5246-0190.3 330697	L= 190
2.0 16V	103	12/04→12/09	←	→ 02/09	2	24.5111-0420.3 330682	L= 420
2.0 16V	130	10/03→	→				
2.0 HDi 135	100	06/05→	→	→ 02/09	2	24.5246-0190.3 330697	L= 190
<b>PEUGEOT - 307 SW (3H) 03/02→12/09</b>							
 <b>Bremssattel</b>							
1.4	55	04/02→09/03	←	 ; →Orga 10550; + ESP		24.3541-1761.5 240233	Ø 54 - Halter
			←	 ; →Orga 10550; + ESP		24.3541-1762.5 240234	Ø 54 - Halter
			←	 ; - ESP		24.3541-1771.5 240239	BOS Ø 54 - Halter
			←	 ; - ESP		24.3541-1772.5 240240	BOS Ø 54 - Halter
1.4 16V	65	11/03→07/07	←	 ; →Orga 10550; + ESP		24.3541-1761.5 240233	Ø 54 - Halter
			←	 ; →Orga 10550; + ESP		24.3541-1762.5 240234	Ø 54 - Halter
			←	 ; Orga 10551→; + ESP		24.3541-1771.5 240239	BOS Ø 54 - Halter
			←	 ; - ESP		24.3541-1771.5 240239	BOS Ø 54 - Halter
			←	 ; - ESP		24.3541-1772.5 240240	BOS Ø 54 - Halter
			←	 ; Orga 10551→; + ESP		24.3541-1772.5 240240	BOS Ø 54 - Halter
1.4 HDi 70	50	03/02→06/05	←	 ; → 01/05		24.3541-1771.5 240239	BOS Ø 54 - Halter
			←	 ; → 01/05		24.3541-1772.5 240240	BOS Ø 54 - Halter
1.6 16V	80	03/02→04/08	←			24.3541-1761.5 240233	Ø 54 - Halter
1.6 BioFlex	80	09/07→04/08	←			24.3541-1762.5 240234	Ø 54 - Halter
1.6 HDi 90	66	12/06→04/08	←			24.3541-1762.5 240234	Ø 54 - Halter
1.6 HDi 110	80	02/04→	←	 ; → 04/08		24.3541-1761.5 240233	Ø 54 - Halter
2.0 16V	100	03/02→	←	 ; → 04/08		24.3541-1762.5 240234	Ø 54 - Halter
2.0 HDi 90	66	03/02→	←			24.3541-1762.5 240234	Ø 54 - Halter
2.0 16V	103	03/05→	←	 ; →Orga 12053		24.3541-1761.5 240233	Ø 54 - Halter
2.0 HDi 110	79	03/02→12/09	←	 ; →Orga 12053		24.3541-1762.5 240234	Ø 54 - Halter
2.0 HDi 135	100	02/04→	←	 ; Orga 10488→; → 04/08		24.3571-9765.5 240651	ATE Ø 57 - Halter
			←	 ; →Orga 10487		24.3571-9765.5 240651	ATE Ø 57 - Halter
			←	 ; Orga 10488→; → 04/08		24.3571-9766.5 240652	ATE Ø 57 - Halter
			←	 ; →Orga 10487		24.3571-9766.5 240652	ATE Ø 57 - Halter
<b>Feder, Bremssattel</b>							
2.0 HDi 135	100	02/04→		→Orga 10487	2	11.8116-0351.1 390538	ATE
				Orga 10488→; → 04/08	2	11.8116-0351.1 390538	ATE
<b>Führungshülzensatz, Bremssattel</b>							
2.0 HDi 135	100	02/04→	←	Orga 10488→; → 04/08		11.0101-5704.2 260095	ATE
			←	→Orga 10487		11.0101-5704.2 260095	ATE
<b>Führungsbolzen, Bremssattel</b>							
2.0 HDi 135	100	02/04→		→Orga 10487		11.8171-0008.1 990049	ATE
				Orga 10488→; → 04/08		11.8171-0008.1 990049	ATE
 <b>Bremsschlauch</b>							
1.4	55	04/02→09/03	←		2	24.5111-0420.3 330682	L= 420
1.4 16V	65	11/03→07/07	→		2	24.5246-0190.3 330697	L= 190
1.6 16V	80	03/02→04/08	→				
1.6 BioFlex	80	09/07→04/08	→				
1.6 HDi 90	66	12/06→04/08	→				
1.4 HDi 70	50	03/02→06/05	←	→ 01/05	2	24.5111-0420.3 330682	L= 420
			→	→ 01/05	2	24.5246-0190.3 330697	L= 190
1.6 HDi 110	80	02/04→	←	→ 04/08	2	24.5111-0420.3 330682	L= 420
2.0 16V	100	03/02→	→	→ 04/08	2	24.5246-0190.3 330697	L= 190
2.0 16V	103	03/05→	→				
2.0 HDi 110	79	03/02→12/09	→				
2.0 HDi 135	100	02/04→	→				
2.0 HDi 90	66	03/02→	→				
<b>PEUGEOT - 308 (4A_, 4C_) 09/07→</b>							
 <b>Bremssattel</b>							
1.4 16V	70	09/07→	→	 ; → 07/13		24.3387-1731.5 240880	TRW Ø 38 - Halter
1.4 16V	72	12/09→					


















	kw			 	! #		
<b>PEUGEOT - 308 (4A_, 4C_) 09/07→</b>							
<b>Bremssattel</b>							
1.6 1.6 16V 1.6 16V 1.6 16V 1.6 BioFlex 1.6 HDi 1.6 HDi 1.6 HDi 1.6 HDi 1.6 HDi 2.0 HDi 2.0 HDi	120 88 103 110 80 66 68 80 82 84 103 110	01/12→ 09/07→ 09/07→ 09/07→ 04/08→ 09/07→ 11/09→ 09/07→ 12/09→ 03/13→ 07/10→ 10/11→	→	☐; → 07/13		24.3387-1732.5 240881	TRW Ø 38 - Halter
1.6 16V 2.0 HDi	115 120	10/09→ 04/12→	←	☐; → 07/13		11.9571-9939.2 220923	ATE Ø 57 - Halter
			←	☐; → 07/13		11.9571-9940.2 220924	ATE Ø 57 - Halter
			→	☐; → 07/13		24.3387-1731.5 240880	TRW Ø 38 - Halter
			→	☐; → 07/13		24.3387-1732.5 240881	TRW Ø 38 - Halter
1.6 16V	128	03/08→	←	☐; Orga 11578→; → 07/13		11.9571-9939.2 220923	ATE Ø 57 - Halter
			←	☐; Orga 11578→; → 07/13		11.9571-9940.2 220924	ATE Ø 57 - Halter
			←	☐; →Orga 11577		24.3571-9765.5 240651	ATE Ø 57 - Halter
			←	☐; →Orga 11577		24.3571-9766.5 240652	ATE Ø 57 - Halter
			→	☐; → 07/13		24.3387-1731.5 240880	TRW Ø 38 - Halter
			→	☐; → 07/13		24.3387-1732.5 240881	TRW Ø 38 - Halter
1.6 GTi	147	07/10→	←	☐; → 07/13		11.9601-9883.2 220917	ATE Ø 60 - Halter
			←	☐; → 07/13		11.9601-9884.2 220918	ATE Ø 60 - Halter
2.0 Bioflex	103	01/08→01/12	→	☐		24.3387-1731.5 240880	TRW Ø 38 - Halter
			→	☐		24.3387-1732.5 240881	TRW Ø 38 - Halter
2.0 HDi	100	09/07→	←	☐; Orga 11578→ Orga 11678		11.9571-9939.2 220923	ATE Ø 57 - Halter
			←	☐; Orga 11578→ Orga 11678		11.9571-9940.2 220924	ATE Ø 57 - Halter
			←	☐; →Orga 11577		24.3571-9765.5 240651	ATE Ø 57 - Halter
			←	☐; →Orga 11577		24.3571-9766.5 240652	ATE Ø 57 - Halter
			→	☐; → 07/13		24.3387-1731.5 240880	TRW Ø 38 - Halter
			→	☐; → 07/13		24.3387-1732.5 240881	TRW Ø 38 - Halter
<b>Feder, Bremssattel</b>							
1.6 16V 2.0 HDi	115 120	10/09→ 04/12→		→ 07/13	2	11.8116-0356.1 390586	ATE
1.6 16V	128	03/08→		Orga 11578→; → 07/13	2	11.8116-0356.1 390586	ATE
			←	→Orga 11577	2	11.8116-0351.1 390538	ATE
2.0 HDi	100	09/07→		Orga 11578→ Orga 11678	2	11.8116-0356.1 390586	ATE
			←	→Orga 11577	2	11.8116-0351.1 390538	ATE
<b>Führungshülzensatz, Bremssattel</b>							
1.6 16V 2.0 HDi	115 120	10/09→ 04/12→	←	→ 07/13		11.0101-5704.2 260095	ATE
1.6 16V	128	03/08→	←	Orga 11578→; → 07/13		11.0101-5704.2 260095	ATE
			←	→Orga 11577		11.0101-5704.2 260095	ATE
1.6 GTi	147	07/10→	←	→ 07/13		11.0101-5407.2 260011	ATE
2.0 HDi	100	09/07→	←	→Orga 11577		11.0101-5704.2 260095	ATE
			←	Orga 11578→ Orga 11678		11.0101-5704.2 260095	ATE
<b>Führungsbolzen, Bremssattel</b>							
1.6 16V 2.0 HDi	128 100	03/08→ 09/07→		→Orga 11577		11.8171-0008.1 990049	ATE
1.6 GTi	147	07/10→		→ 07/13		11.8171-0008.1 990049	ATE
<b>Dichtungssatz, Bremssattel</b>							
1.6 GTi	147	07/10→		→ 07/13		11.0441-6008.2 250038	ATE für Kolben-Ø [mm]: 60
<b>Bremsschlauch</b>							
1.4 16V 1.4 16V 1.6 16V 1.6 16V 1.6 16V	70 72 88 103 110	09/07→ 12/09→ 09/07→ 09/07→ 09/07→	←	→ 07/13	2	24.5111-0435.3 331538	L= 425
			→	→ 07/13	2	24.5246-0190.3 330697	L= 190








	kW			 	! #							
<b>PEUGEOT - 308 (4A_, 4C_) 09/07→</b>												
<b>Bremsschlauch</b>												
1.6 16V	115	10/09→	←	→ 07/13	2	24.5111-0435.3	331538 L= 425					
1.6 16V	128	03/08→	→	→ 07/13	2	24.5246-0190.3	330697 L= 190					
1.6 BioFlex	80	04/08→										
1.6 HDi	66	09/07→										
1.6 HDi	68	11/09→										
1.6 HDi	80	09/07→										
1.6 HDi	82	12/09→										
1.6 HDi	84	03/13→										
2.0 HDi	100	09/07→										
2.0 HDi	103	07/10→										
2.0 HDi	120	04/12→										
1.6	120	01/12→	→	→ 07/13	2	24.5246-0190.3	330697 L= 190					
2.0 HDi	110	10/11→										
1.6 GTi	147	07/10→	←	→ 07/13; + ABS	2	24.5111-0435.3	331538 L= 425					
			←	☐; → 07/13; + ESP		24.5161-0450.3	331570 L= 450					
			←	☐; → 07/13; + ESP		24.5161-0451.3	331571 L= 450					
			→	→ 07/13	2	24.5246-0190.3	330697 L= 190					
2.0 Bioflex	103	01/08→01/12	←		2	24.5111-0435.3	331538 L= 425					
			→		2	24.5246-0190.3	330697 L= 190					
<b>PEUGEOT - 308 II 09/13→</b>												
<b>Feder, Bremssattel</b>												
1.2 THP 110	81	11/13→		für Bremsscheibendurchmesser [mm]: 304	2	11.8116-0326.1	390471 ATE					
1.2 THP 130	96	11/13→										
1.2 VTi 72	60	09/13→										
1.6	115	09/13→										
1.6 BlueHDi 120	88	11/13→										
1.6 GT 205	151	06/14→										
1.6 GTi	184	08/15→										
1.6 GTi	200	06/15→										
1.6 HDi	68	09/13→										
1.6 HDi / BlueHDi 115	85	09/13→										
1.6 HDi 100	73	04/14→		für Bremsscheibendurchmesser [mm]: 249	2	11.8116-0340.1	390595 ATE					
1.6 THP 125	92	09/13→										
1.6 THP 150	110	03/14→										
1.6 THP 163	120	06/14→										
2.0 BlueHDi 150	110	11/13→										
2.0 GT HDi 180 / BlueHDi 180	133	06/14→										
									für Bremsscheibendurchmesser [mm]: 268	2	11.8116-0340.1	390595 ATE
				für Bremsscheibendurchmesser [mm]: 304	2	11.0101-5407.2	260011 ATE					
				für Bremsscheibendurchmesser [mm]: 268	2	11.0101-5407.2	260011 ATE					
				für Bremsscheibendurchmesser [mm]: 304	2	11.8171-0008.1	990049 ATE					
				für Bremsscheibendurchmesser [mm]: 249	2	11.8171-0008.1	990049 ATE					
				für Bremsscheibendurchmesser [mm]: 268	2	11.8171-0008.1	990049 ATE					













	kw			 	! #			
<b>PEUGEOT - 308 CC (4B_) 02/09→</b>								
 <b>Bremssattel</b>								
1.6 16V	88	06/09→	→	☐		24.3387-1731.5	240880	TRW Ø 38 - Halter
1.6 HDi	82	06/09→	→	☐		24.3387-1732.5	240881	TRW Ø 38 - Halter
1.6 HDi	84	03/13→	→	☐				
1.6 16V	103	06/09→	←	☐		11.9571-9939.2	220923	ATE Ø 57 - Halter
1.6 16V	110	06/09→	←	☐		11.9571-9940.2	220924	ATE Ø 57 - Halter
2.0 CVVT	103	07/09→11/14	←	☐				
2.0 HDi	100	04/09→	→	☐		24.3387-1731.5	240880	TRW Ø 38 - Halter
2.0 HDi	103	04/09→	→	☐		24.3387-1732.5	240881	TRW Ø 38 - Halter
2.0 HDi	120	06/09→	→	☐				
1.6 16V	115	06/09→	←	☐; 09/09→		11.9571-9939.2	220923	ATE Ø 57 - Halter
			←	☐; 09/09→		11.9571-9940.2	220924	ATE Ø 57 - Halter
			→	☐; 09/09→		24.3387-1731.5	240880	TRW Ø 38 - Halter
			→	☐; 09/09→		24.3387-1732.5	240881	TRW Ø 38 - Halter
1.6 THP	147	10/10→	←	☐		11.9601-9883.2	220917	ATE Ø 60 - Halter
			←	☐		11.9601-9884.2	220918	ATE Ø 60 - Halter
<b>Feder, Bremssattel</b>								
1.6 16V	103	06/09→			2	11.8116-0356.1	390586	ATE
1.6 16V	110	06/09→						
2.0 CVVT	103	07/09→11/14						
2.0 HDi	100	04/09→						
2.0 HDi	103	04/09→						
2.0 HDi	120	06/09→						
1.6 16V	115	06/09→		09/09→	2	11.8116-0356.1	390586	ATE
<b>Führungshülzensatz, Bremssattel</b>								
1.6 16V	103	06/09→	←			11.0101-5704.2	260095	ATE
1.6 16V	110	06/09→	←					
2.0 CVVT	103	07/09→11/14	←					
2.0 HDi	100	04/09→	←					
2.0 HDi	103	04/09→	←					
2.0 HDi	120	06/09→	←					
1.6 16V	115	06/09→	←	09/09→		11.0101-5704.2	260095	ATE
1.6 THP	147	10/10→	←			11.0101-5407.2	260011	ATE
<b>Führungsbolzen, Bremssattel</b>								
1.6 16V	103	06/09→			2	11.8171-0008.1	990049	ATE
1.6 16V	110	06/09→						
1.6 THP	147	10/10→						
2.0 CVVT	103	07/09→11/14						
2.0 HDi	100	04/09→						
2.0 HDi	103	04/09→						
2.0 HDi	120	06/09→						
1.6 16V	115	06/09→		09/09→	2	11.8171-0008.1	990049	ATE
<b>Dichtungssatz, Bremssattel</b>								
1.6 THP	147	10/10→				11.0441-6008.2	250038	ATE für Kolben-Ø [mm]: 60
 <b>Bremsschlauch</b>								
1.6 16V	88	06/09→	←		2	24.5111-0435.3	331538	L= 425
1.6 16V	103	06/09→	→		2	24.5246-0190.3	330697	L= 190
1.6 16V	110	06/09→	→					
1.6 HDi	82	06/09→	→					
1.6 HDi	84	03/13→	→					
2.0 CVVT	103	07/09→11/14	→					
2.0 HDi	100	04/09→	→					
2.0 HDi	103	04/09→	→					
2.0 HDi	120	06/09→	→					
1.6 16V	115	06/09→	←	09/09→	2	24.5111-0435.3	331538	L= 425
			→	09/09→	2	24.5246-0190.3	330697	L= 190
1.6 THP	147	10/10→	←	☐		24.5161-0450.3	331570	L= 450
			←	☐		24.5161-0451.3	331571	L= 450
			→		2	24.5246-0190.3	330697	L= 190
<b>PEUGEOT - 308 SW (4E_, 4H_) 09/07→</b>								
 <b>Bremssattel</b>								
1.4 16V	70	09/07→	→	☐; 05/08→; + Break Loisirs; → 04/14		24.3387-1725.7	221003	TRW Ø 38 - Halter
			→	☐; 05/08→; + Break Loisirs; → 04/14		24.3387-1726.7	221004	TRW Ø 38 - Halter
			→	☐; 05/08→; - Break Loisirs; → 04/14		24.3387-1731.5	240880	TRW Ø 38 - Halter
↓								










	kw			 	! #		
<b>PEUGEOT - 308 SW (4E_, 4H_) 09/07→</b>							
 <b>Bremssattel</b>							
1.4 16V	70	09/07→	➡	☐; 05/08→; - Break Loisirs; → 04/14	24.3387-1732.5	240881	TRW Ø 38 - Halter
1.4 16V 1.6 Bioflex	72 82	12/09→ 03/09→	➡	☐; + Break Loisirs; → 04/14	24.3387-1725.7	221003	TRW Ø 38 - Halter
			➡	☐; + Break Loisirs; → 04/14	24.3387-1726.7	221004	TRW Ø 38 - Halter
			➡	☐; außer Break Loisirs; → 04/14	24.3387-1731.5	240880	TRW Ø 38 - Halter
			➡	☐; außer Break Loisirs; → 04/14	24.3387-1732.5	240881	TRW Ø 38 - Halter
1.6 16V 1.6 HDi	88 80	09/07→ 09/07→	➡	☐; 05/08→; - nur Break Loisirs; → 04/14	24.3387-1725.7	221003	TRW Ø 38 - Halter
			➡	☐; 05/08→; - nur Break Loisirs; → 04/14	24.3387-1726.7	221004	TRW Ø 38 - Halter
			➡	☐; 05/08→; - Break Loisirs; → 04/14	24.3387-1731.5	240880	TRW Ø 38 - Halter
			➡	☐; 05/08→; - Break Loisirs; → 04/14	24.3387-1732.5	240881	TRW Ø 38 - Halter
1.6 16V 1.6 16V 1.6 16V 2.0 HDi	103 110 128 100	09/07→ 09/07→ 03/08→ 09/07→	←	☐; Orga 11578→; → 04/14	11.9571-9939.2	220923	ATE Ø 57 - Halter
			←	☐; Orga 11578→; → 04/14	11.9571-9940.2	220924	ATE Ø 57 - Halter
			←	☐; 05/08→; →Orga 11577	24.3571-9765.5	240651	ATE Ø 57 - Halter
			←	☐; 05/08→; →Orga 11577	24.3571-9766.5	240652	ATE Ø 57 - Halter
			➡	☐; 05/08→; - nur Break Loisirs; → 04/14	24.3387-1725.7	221003	TRW Ø 38 - Halter
			➡	☐; 05/08→; - nur Break Loisirs; → 04/14	24.3387-1726.7	221004	TRW Ø 38 - Halter
			➡	☐; 05/08→; - Break Loisirs; → 04/14	24.3387-1731.5	240880	TRW Ø 38 - Halter
			➡	☐; 05/08→; - Break Loisirs; → 04/14	24.3387-1732.5	240881	TRW Ø 38 - Halter
1.6 16V 2.0 HDi	115 110	10/09→ 04/11→	←	☐; → 04/14	11.9571-9939.2	220923	ATE Ø 57 - Halter
			←	☐; → 04/14	11.9571-9940.2	220924	ATE Ø 57 - Halter
			➡	☐; + Break Loisirs; → 04/14	24.3387-1725.7	221003	TRW Ø 38 - Halter
			➡	☐; + Break Loisirs; → 04/14	24.3387-1726.7	221004	TRW Ø 38 - Halter
			➡	☐; - Break Loisirs; → 04/14	24.3387-1731.5	240880	TRW Ø 38 - Halter
			➡	☐; - Break Loisirs; → 04/14	24.3387-1732.5	240881	TRW Ø 38 - Halter
1.6 HDi	66	09/07→	➡	☐; 05/08→; - nur Break Loisirs; → 04/14	24.3387-1725.7	221003	TRW Ø 38 - Halter
			➡	☐; 05/08→; - nur Break Loisirs; → 04/14	24.3387-1726.7	221004	TRW Ø 38 - Halter
			➡	☐; 05/08→; außer Break Loisirs; → 04/14	24.3387-1731.5	240880	TRW Ø 38 - Halter
			➡	☐; 05/08→; außer Break Loisirs; → 04/14	24.3387-1732.5	240881	TRW Ø 38 - Halter
1.6 HDi 1.6 HDi	68 84	11/09→ 03/13→03/17	➡	☐; + Break Loisirs; → 04/14	24.3387-1725.7	221003	TRW Ø 38 - Halter
			➡	☐; + Break Loisirs; → 04/14	24.3387-1726.7	221004	TRW Ø 38 - Halter
			➡	☐; - Break Loisirs; → 04/14	24.3387-1731.5	240880	TRW Ø 38 - Halter
			➡	☐; - Break Loisirs; → 04/14	24.3387-1732.5	240881	TRW Ø 38 - Halter
1.6 HDi	82	12/09→	➡	☐; → 04/14	24.3387-1725.7	221003	TRW Ø 38 - Halter
			➡	☐; → 04/14	24.3387-1726.7	221004	TRW Ø 38 - Halter
			➡	☐; - Break Loisirs; → 04/14	24.3387-1731.5	240880	TRW Ø 38 - Halter
			➡	☐; - Break Loisirs; → 04/14	24.3387-1732.5	240881	TRW Ø 38 - Halter
2.0 Bioflex	103	01/08→	←	☐; Orga 11578→ Orga 11678	11.9571-9939.2	220923	ATE Ø 57 - Halter
			←	☐; Orga 11578→ Orga 11678	11.9571-9940.2	220924	ATE Ø 57 - Halter
			←	☐; 05/08→; →Orga 11577	24.3571-9765.5	240651	ATE Ø 57 - Halter
			←	☐; 05/08→; →Orga 11577	24.3571-9766.5	240652	ATE Ø 57 - Halter
			➡	☐; 05/08→; + Break Loisirs; → 04/14	24.3387-1725.7	221003	TRW Ø 38 - Halter
			➡	☐; 05/08→; + Break Loisirs; → 04/14	24.3387-1726.7	221004	TRW Ø 38 - Halter
			➡	☐; 05/08→; - Break Loisirs; → 04/14	24.3387-1731.5	240880	TRW Ø 38 - Halter
			➡	☐; 05/08→; - Break Loisirs; → 04/14	24.3387-1732.5	240881	TRW Ø 38 - Halter
2.0 HDi	103	09/07→	←	☐; 12/08→ 04/14	11.9571-9939.2	220923	ATE Ø 57 - Halter
			←	☐; 12/08→ 04/14	11.9571-9940.2	220924	ATE Ø 57 - Halter
			➡	☐; 12/08→; + Break Loisirs; → 04/14	24.3387-1725.7	221003	TRW Ø 38 - Halter
			➡	☐; 12/08→; + Break Loisirs; → 04/14	24.3387-1726.7	221004	TRW Ø 38 - Halter
			➡	☐; 12/08→; - Break Loisirs; → 04/14	24.3387-1731.5	240880	TRW Ø 38 - Halter
			➡	☐; 12/08→; - Break Loisirs; → 04/14	24.3387-1732.5	240881	TRW Ø 38 - Halter
2.0 HDi	120	06/09→	←	☐; → 04/14	11.9571-9939.2	220923	ATE Ø 57 - Halter
			←	☐; → 04/14	11.9571-9940.2	220924	ATE Ø 57 - Halter
↓							

	kw					! #		
<b>PEUGEOT - 308 SW (4E_, 4H_) 09/07→</b>								
<b>Bremssattel</b>								
2.0 HDi	120	06/09→	→	☐; + Break Loisirs; → 04/14		24.3387-1725.7	221003	TRW Ø 38 - Halter
			→	☐; + Break Loisirs; → 04/14		24.3387-1726.7	221004	TRW Ø 38 - Halter
			→	☐; außer Break Loisirs; → 04/14		24.3387-1731.5	240880	TRW Ø 38 - Halter
			→	☐; außer Break Loisirs; → 04/14		24.3387-1732.5	240881	TRW Ø 38 - Halter
<b>Feder, Bremssattel</b>								
1.6 16V	103	09/07→		Orga 11578→; → 04/14	2	11.8116-0356.1	390586	ATE
1.6 16V	110	09/07→	←	05/08→; →Orga 11577	2	11.8116-0351.1	390538	ATE
1.6 16V	128	03/08→						
2.0 HDi	100	09/07→						
1.6 16V	115	10/09→		→ 04/14	2	11.8116-0356.1	390586	ATE
2.0 HDi	110	04/11→						
2.0 HDi	120	06/09→						
2.0 Bioflex	103	01/08→		Orga 11578→ Orga 11678	2	11.8116-0356.1	390586	ATE
			←	05/08→; →Orga 11577	2	11.8116-0351.1	390538	ATE
2.0 HDi	103	09/07→		12/08→ 04/14	2	11.8116-0356.1	390586	ATE
<b>Führungshülzensatz, Bremssattel</b>								
1.6 16V	103	09/07→	←	05/08→; →Orga 11577		11.0101-5704.2	260095	ATE
1.6 16V	110	09/07→	←					
1.6 16V	128	03/08→	←	Orga 11578→; → 04/14		11.0101-5704.2	260095	ATE
2.0 HDi	100	09/07→						
1.6 16V	115	10/09→	←	→ 04/14		11.0101-5704.2	260095	ATE
2.0 HDi	110	04/11→						
2.0 HDi	120	06/09→						
2.0 Bioflex	103	01/08→	←	05/08→; →Orga 11577		11.0101-5704.2	260095	ATE
			←	Orga 11578→ Orga 11678		11.0101-5704.2	260095	ATE
2.0 HDi	103	09/07→	←	12/08→ 04/14		11.0101-5704.2	260095	ATE
<b>Führungsbolzen, Bremssattel</b>								
1.6 16V	103	09/07→		05/08→; →Orga 11577		11.8171-0008.1	990049	ATE
1.6 16V	110	09/07→						
1.6 16V	128	03/08→		Orga 11578→; → 04/14		11.8171-0008.1	990049	ATE
2.0 HDi	100	09/07→						
1.6 16V	115	10/09→		→ 04/14		11.8171-0008.1	990049	ATE
2.0 HDi	110	04/11→						
2.0 HDi	120	06/09→						
2.0 Bioflex	103	01/08→		Orga 11578→ Orga 11678		11.8171-0008.1	990049	ATE
				05/08→; →Orga 11577		11.8171-0008.1	990049	ATE
2.0 HDi	103	09/07→		12/08→ 04/14		11.8171-0008.1	990049	ATE
<b>Bremsschlauch</b>								
1.4 16V	70	09/07→	←	☐; 05/08→ 04/14	2	24.5111-0435.3	331538	L= 425
1.6 16V	88	09/07→						
1.6 16V	103	09/07→	→	05/08→ 04/14	2	24.5246-0190.3	330697	L= 190
1.6 16V	110	09/07→						
1.6 16V	128	03/08→						
1.6 HDi	66	09/07→						
1.6 HDi	80	09/07→						
2.0 Bioflex	103	01/08→						
2.0 HDi	100	09/07→						
1.4 16V	72	12/09→	←	☐; → 04/14	2	24.5111-0435.3	331538	L= 425
1.6 16V	115	10/09→	→	→ 04/14	2	24.5246-0190.3	330697	L= 190
1.6 Bioflex	82	03/09→						
1.6 HDi	68	11/09→						
1.6 HDi	82	12/09→						
1.6 HDi	84	03/13→03/17						
2.0 HDi	110	04/11→						
2.0 HDi	120	06/09→						
2.0 HDi	103	09/07→	←	☐; 12/08→ 04/14	2	24.5111-0435.3	331538	L= 425
			→	12/08→ 04/14	2	24.5246-0190.3	330697	L= 190
<b>PEUGEOT - 308 SW II 03/14→</b>								
<b>Feder, Bremssattel</b>								
1.2 THP 110	81	03/14→		08/14→; für Bremsscheibendurchmesser [mm]: 304	2	11.8116-0326.1	390471	ATE
				08/14→; für Bremsscheibendurchmesser [mm]: 268	2	11.8116-0340.1	390595	ATE
↓								










	kW			 	! #		
<b>PEUGEOT - 308 SW II 03/14 →</b>							
<b>Feder, Bremssattel</b>							
1.2 THP 110	81	03/14 →		08/14 →; für Bremsscheibendurchmesser [mm]: 249	2	11.8116-0340.1 390595	ATE
1.2 THP 130	96	03/14 →		für Bremsscheibendurchmesser [mm]: 304	2	11.8116-0326.1 390471	ATE
1.6 BlueHDi 100	73	04/14 →					
1.6 BlueHDi 120	88	03/14 →		für Bremsscheibendurchmesser [mm]: 268	2	11.8116-0340.1 390595	ATE
1.6 GT 205	151	06/14 →					
1.6 HDi / BlueHDi 115	85	03/14 →		für Bremsscheibendurchmesser [mm]: 249	2	11.8116-0340.1 390595	ATE
1.6 HDi 92	68	03/14 →					
1.6 THP 125	92	03/14 →					
1.6 THP 150	110	03/14 →					
1.6 THP 155	115	03/14 →					
1.6 VTi	85	03/14 →					
2.0 BlueHDi 150	110	03/14 →					
2.0 GT BlueHDi 180	132	06/17 →					
2.0 GT HDi 180 / BlueHDi 180	133	06/14 →					
<b>Führungshülsensatz, Bremssattel</b>							
1.2 THP 110	81	03/14 →	➔	08/14 →; für Bremsscheibendurchmesser [mm]: 249		11.0101-5407.2 260011	ATE
			➔	08/14 →; für Bremsscheibendurchmesser [mm]: 268		11.0101-5407.2 260011	ATE
1.2 THP 130	96	03/14 →	➔	für Bremsscheibendurchmesser [mm]: 268		11.0101-5407.2 260011	ATE
1.6 BlueHDi 100	73	04/14 →					
1.6 BlueHDi 120	88	03/14 →	➔	für Bremsscheibendurchmesser [mm]: 249		11.0101-5407.2 260011	ATE
1.6 GT 205	151	06/14 →					
1.6 HDi / BlueHDi 115	85	03/14 →					
1.6 HDi 92	68	03/14 →					
1.6 THP 125	92	03/14 →					
1.6 THP 150	110	03/14 →					
1.6 THP 155	115	03/14 →					
1.6 VTi	85	03/14 →					
2.0 BlueHDi 150	110	03/14 →					
2.0 GT BlueHDi 180	132	06/17 →					
2.0 GT HDi 180 / BlueHDi 180	133	06/14 →					
<b>Führungsbolzen, Bremssattel</b>							
1.2 THP 110	81	03/14 →		08/14 →; für Bremsscheibendurchmesser [mm]: 249		11.8171-0008.1 990049	ATE
				08/14 →; für Bremsscheibendurchmesser [mm]: 268		11.8171-0008.1 990049	ATE
				08/14 →; für Bremsscheibendurchmesser [mm]: 304		11.8171-0008.1 990049	ATE
1.2 THP 130	96	03/14 →		für Bremsscheibendurchmesser [mm]: 304		11.8171-0008.1 990049	ATE
1.6 BlueHDi 100	73	04/14 →					
1.6 BlueHDi 120	88	03/14 →		für Bremsscheibendurchmesser [mm]: 249		11.8171-0008.1 990049	ATE
1.6 GT 205	151	06/14 →					
1.6 HDi / BlueHDi 115	85	03/14 →		für Bremsscheibendurchmesser [mm]: 268		11.8171-0008.1 990049	ATE
1.6 HDi 92	68	03/14 →					
1.6 THP 125	92	03/14 →					
1.6 THP 150	110	03/14 →					
1.6 THP 155	115	03/14 →					
1.6 VTi	85	03/14 →					
2.0 BlueHDi 150	110	03/14 →					
2.0 GT BlueHDi 180	132	06/17 →					
2.0 GT HDi 180 / BlueHDi 180	133	06/14 →					
<b>Dichtungssatz, Bremssattel</b>							
1.2 THP 110	81	03/14 →		08/14 →; für Bremsscheibendurchmesser [mm]: 304		11.0441-6008.2 250038	ATE für Kolben-Ø [mm]: 60
1.2 THP 130	96	03/14 →		für Bremsscheibendurchmesser [mm]: 304		11.0441-6008.2 250038	ATE für Kolben-Ø [mm]: 60
1.6 BlueHDi 100	73	04/14 →					
1.6 BlueHDi 120	88	03/14 →					
1.6 GT 205	151	06/14 →					
1.6 HDi / BlueHDi 115	85	03/14 →					
1.6 HDi 92	68	03/14 →					
1.6 THP 125	92	03/14 →					
1.6 THP 150	110	03/14 →					
1.6 THP 155	115	03/14 →					
1.6 VTi	85	03/14 →					
2.0 BlueHDi 150	110	03/14 →					
2.0 GT BlueHDi 180	132	06/17 →					
↓							










	kW					! #		
<b>PEUGEOT - 308 SW II 03/14→</b>								
<b>Dichtungssatz, Bremssattel</b>								
2.0 GT HDi 180 / BlueHDi 180	133	06/14→			für Bremsscheibendurchmesser [mm]: 304		11.0441-6008.2 250038	ATE für Kolben-Ø [mm]: 60
<b>PEUGEOT - 405 II (4B) 01/92→11/99</b>								
 <b>Bremssattel</b>								
1.9	90	01/92→11/97	→	☐; 09/92→ 12/93			24.3384-1605.5 240295	TRW Ø 38 - Halter
			→	☐; 09/92→ 12/93			24.3384-1606.5 240296	TRW Ø 38 - Halter
1.9 TD	66	08/92→10/95	→	☐; 09/92→; + ABS			24.3384-1605.5 240295	TRW Ø 38 - Halter
			→	☐; 09/92→; + ABS			24.3384-1606.5 240296	TRW Ø 38 - Halter
1.9 TD	69	08/92→05/97	→	☐; 09/92→ 10/95; + ABS			24.3384-1605.5 240295	TRW Ø 38 - Halter
			→	☐; 09/92→ 10/95; + ABS			24.3384-1606.5 240296	TRW Ø 38 - Halter
2.0 2.0 MI-16	89 112	08/92→10/95 08/92→10/95	→	☐; 09/92→			24.3384-1605.5 240295	TRW Ø 38 - Halter
			→	☐; 09/92→			24.3384-1606.5 240296	TRW Ø 38 - Halter
2.0 16V	110	06/94→10/95	→	☐			24.3384-1605.5 240295	TRW Ø 38 - Halter
			→	☐			24.3384-1606.5 240296	TRW Ø 38 - Halter
<b>Zubehörsatz, Bremssattel</b>								
1.8 1.9 D 1.9 TD 2.0 2.0 MI-16 2.0 X4	74 47 66 89 112 89	08/92→10/95 08/92→10/95 08/92→10/95 08/92→10/95 08/92→10/95 08/92→10/95	←	09/92→			24.0101-3601.2 260044	TRW
1.9	90	01/92→11/97	←	09/92→ 12/93			24.0101-3601.2 260044	TRW
1.9 D 2.0 16V	50 110	06/94→10/95 06/94→10/95	←				24.0101-3601.2 260044	TRW
1.9 TD	69	08/92→05/97	←	09/92→ 10/95			24.0101-3601.2 260044	TRW
 <b>Bremsschlauch</b>								
1.4 1.6 1.8 1.9 D	55 65 74 47	08/92→10/95 08/92→10/95 08/92→10/95 08/92→10/95	←	09/92→	2	24.5118-0420.3 330444	L= 420	
			→	09/92→	2	24.5229-0181.3 330533	L= 180	
1.6	66	08/92→05/97	←	09/92→ 10/95	2	24.5118-0420.3 330444	L= 420	
			→	09/92→ 10/95	2	24.5229-0181.3 330533	L= 180	
1.9	90	01/92→11/97	←	09/92→ 12/93	2	24.5118-0420.3 330444	L= 420	
			→	09/92→ 12/93	2	24.5111-0235.3 330477 24.5229-0181.3 330533	L= 234 L= 180	
1.9 D	50	06/94→10/95	←		2	24.5118-0420.3 330444	L= 420	
			→		2	24.5229-0181.3 330533	L= 180	
1.9 TD 2.0 2.0 MI-16	66 89 112	08/92→10/95 08/92→10/95 08/92→10/95	←	09/92→	2	24.5118-0420.3 330444	L= 420	
			→	09/92→	2	24.5111-0235.3 330477 24.5229-0181.3 330533	L= 234 L= 180	
1.9 TD	69	08/92→05/97	←	09/92→ 10/95	2	24.5118-0420.3 330444	L= 420	
			→	09/92→ 10/95	2	24.5111-0235.3 330477 24.5229-0181.3 330533	L= 234 L= 180	
2.0 16V	110	06/94→10/95	←		2	24.5118-0420.3 330444	L= 420	
			→		2	24.5111-0235.3 330477 24.5229-0181.3 330533	L= 234 L= 180	
2.0 T 16 X4	144	08/92→10/95	→	07/93→; - ABS	2	24.5111-0235.3 330477	L= 234	
2.0 X4	89	08/92→10/95	←	09/92→	2	24.5118-0420.3 330444	L= 420	
			→	09/92→; - ABS	2	24.5111-0235.3 330477	L= 234	
<b>PEUGEOT - 405 II Break (4E) 08/92→10/98</b>								
 <b>Bremssattel</b>								
1.9 TD 1.9 TD	66 69	08/92→10/96 08/92→10/96	→	☐; 09/92→ 10/95; + ABS			24.3384-1605.5 240295	TRW Ø 38 - Halter
			→	☐; 09/92→ 10/95; + ABS			24.3384-1606.5 240296	TRW Ø 38 - Halter
2.0 2.0 4x4	89 144	08/92→10/96 08/92→12/95	→	☐; 09/92→ 10/95			24.3384-1605.5 240295	TRW Ø 38 - Halter
			→	☐; 09/92→ 10/95			24.3384-1606.5 240296	TRW Ø 38 - Halter
↓								









	kw			 	! #		
<b>PEUGEOT - 405 II Break (4E) 08/92→10/98</b>							
<b>Zubehörsatz, Bremssattel</b>							
1.8	74	08/92→10/96	←	09/92→ 10/95		24.0101-3601.2 260044	TRW
1.9 D	47	08/92→10/96					
1.9 D	52	08/92→10/98					
1.9 TD	66	08/92→10/96					
1.9 TD	69	08/92→10/96					
2.0	89	08/92→10/96					
2.0 4x4	89	08/92→10/96					
2.0 4x4	144	08/92→12/95					
1.9 D	50	06/94→10/96	←	→ 10/95		24.0101-3601.2 260044	TRW
<b> Bremsschlauch</b>							
1.4	55	08/92→10/96	←	09/92→ 10/95	2	24.5118-0420.3 330444	L= 420
1.6	65	08/92→10/96					
1.6	80	08/92→10/96	→	09/92→ 10/95	2	24.5229-0181.3 330533	L= 180
1.8	74	08/92→10/96					
1.9 D	47	08/92→10/96					
1.9 D	52	08/92→10/98					
1.9 D	50	06/94→10/96	←	→ 10/95	2	24.5118-0420.3 330444	L= 420
			→	→ 10/95	2	24.5229-0181.3 330533	L= 180
1.9 TD	66	08/92→10/96	←	09/92→ 10/95	2	24.5118-0420.3 330444	L= 420
1.9 TD	69	08/92→10/96					
1.9 TD	89	08/92→10/96	→	09/92→ 10/95	2	24.5111-0235.3 330477	L= 234
2.0 4x4	144	08/92→12/95				24.5229-0181.3 330533	L= 180
2.0 4x4	89	08/92→10/96	←	09/92→ 10/95	2	24.5118-0420.3 330444	L= 420
			→	09/92→ 10/95; - ABS	2	24.5111-0235.3 330477	L= 234
<b>PEUGEOT - 406 (8B) 10/95→01/05</b>							
<b> Bremssattel</b>							
1.6	65	11/95→05/04	←	☐; → 04/04		24.3571-1717.5 240227	TRW Ø 57 - Halter
1.8	66	05/97→05/04					
1.9 D	55	10/96→05/04	←	☐; → 04/04		24.3571-1718.5 240228	TRW Ø 57 - Halter
1.8	74	10/96→03/99	←	☐		24.3571-1717.5 240227	TRW Ø 57 - Halter
1.8 16V	81	11/95→10/00	←	☐		24.3571-1718.5 240228	TRW Ø 57 - Halter
1.8 16V	85	10/00→05/04	←	☐; → 04/04		24.3571-1717.5 240227	TRW Ø 57 - Halter
			←	☐; → 04/04		24.3571-1718.5 240228	TRW Ø 57 - Halter
			→	☐; → 04/04		24.3331-0037.5 240547	ATE Ø 33 - Halter
			→	☐; → 04/04		24.3331-0038.5 240548	ATE Ø 33 - Halter
1.8 Bifuel	81	04/99→05/03	←	☐; → 10/00		24.3571-1717.5 240227	TRW Ø 57 - Halter
			←	☐; → 10/00		24.3571-1718.5 240228	TRW Ø 57 - Halter
1.9 TD	66	01/96→05/04	←	☐; → 04/04		24.3571-1715.5 240225	TRW Ø 57 - Halter
1.9 TD	68	01/96→05/04	←	☐; → 04/04		24.3571-1716.5 240226	TRW Ø 57 - Halter
1.9 TD	69	10/95→10/97	←	☐; 01/96→		24.3571-1715.5 240225	TRW Ø 57 - Halter
			←	☐; 01/96→		24.3571-1716.5 240226	TRW Ø 57 - Halter
2.0	104	11/96→03/99	←	☐		24.3571-1715.5 240225	TRW Ø 57 - Halter
3.0 24V	143	01/98→06/99	←	☐		24.3571-1716.5 240226	TRW Ø 57 - Halter
			→	☐		24.3331-0037.5 240547	ATE Ø 33 - Halter
			→	☐		24.3331-0038.5 240548	ATE Ø 33 - Halter
2.0 16V	97	11/95→05/04	←	☐; → 04/04		24.3571-1715.5 240225	TRW Ø 57 - Halter
2.0 16V	100	08/00→06/04					
2.0 16V HPi	103	05/01→05/04	←	☐; → 04/04		24.3571-1716.5 240226	TRW Ø 57 - Halter
2.0 HDi 110	79	08/01→05/04	→	☐; → 04/04		24.3331-0037.5 240547	ATE Ø 33 - Halter
2.0 HDi 90	66	02/99→05/04					
2.0 Turbo	108	04/96→05/04	→	☐; → 04/04		24.3331-0038.5 240548	ATE Ø 33 - Halter
2.1 TD 12V	80	01/96→05/04					
2.2	116	07/00→05/04					
2.2 HDi	98	03/00→05/04					
3.0 24V	140	10/96→05/04					
3.0 V6	152	03/00→05/04					
2.0 16V	99	01/99→08/00	←	☐; 02/99→		24.3571-1715.5 240225	TRW Ø 57 - Halter
			←	☐; 02/99→		24.3571-1716.5 240226	TRW Ø 57 - Halter
			→	☐		24.3331-0037.5 240547	ATE Ø 33 - Halter
			→	☐		24.3331-0038.5 240548	ATE Ø 33 - Halter
2.0 HDi 110	80	06/98→08/01	←	☐; 02/99→		24.3571-1715.5 240225	TRW Ø 57 - Halter
			←	☐; 02/99→		24.3571-1716.5 240226	TRW Ø 57 - Halter
			→	☐; 02/99→		24.3331-0037.5 240547	ATE Ø 33 - Halter
↓							













	kw			 	! #		
<b>PEUGEOT - 406 (8B) 10/95→01/05</b>							
 <b>Bremssattel</b>							
2.0 HDi 110	80	06/98→08/01	➡	☐; 02/99→		24.3331-0038.5 240548	ATE Ø 33 - Halter
3.0 V6	154	03/99→12/01	⬅	☐; 03/00→		24.3571-1715.5 240225	TRW Ø 57 - Halter
			⬅	☐; 03/00→		24.3571-1716.5 240226	TRW Ø 57 - Halter
			➡	☐; 03/00→		24.3331-0037.5 240547	ATE Ø 33 - Halter
			➡	☐; 03/00→		24.3331-0038.5 240548	ATE Ø 33 - Halter
<b>Dichtungssatz, Bremssattel</b>							
1.8 16V	85	10/00→05/04		→ 04/04		11.0441-3305.2 250006	ATE
2.0 16V	97	11/95→05/04					
2.0 16V	100	08/00→06/04					
2.0 16V HPi	103	05/01→05/04					
2.0 HDi 110	79	08/01→05/04					
2.0 HDi 90	66	02/99→05/04					
2.0 Turbo	108	04/96→05/04					
2.1 TD 12V	80	01/96→05/04					
2.2	116	07/00→05/04					
2.2 HDi	98	03/00→05/04					
3.0 24V	140	10/96→05/04					
3.0 V6	152	03/00→05/04					
2.0	104	11/96→03/99				11.0441-3305.2 250006	ATE
2.0 16V	99	01/99→08/00					
3.0 24V	143	01/98→06/99					
2.0 HDi 110	80	06/98→08/01		02/99→		11.0441-3305.2 250006	ATE
3.0 V6	154	03/99→12/01		03/00→		11.0441-3305.2 250006	ATE
 <b>Bremsschlauch</b>							
1.6	65	11/95→05/04	⬅	☐; → 04/04; BOSCH		24.5130-0526.3 330584	L= 526
1.8	66	05/97→05/04	⬅	☐; → 04/04; BOSCH		24.5130-0527.3 330585	L= 526
1.8 16V	85	10/00→05/04	⬅	☐; → 04/04; BOSCH		24.5130-0527.3 330585	L= 526
1.9 D	55	10/96→05/04	➡	→ 04/04	2	24.5228-0280.3 330532	L= 280
1.9 TD	66	01/96→05/04					
1.9 TD	68	01/96→05/04					
2.0 HDi 110	79	08/01→05/04					
2.0 HDi 90	66	02/99→05/04					
2.0 Turbo	108	04/96→05/04					
2.1 TD 12V	80	01/96→05/04					
2.2	116	07/00→05/04					
1.8	74	10/96→03/99	⬅	☐; BOSCH		24.5130-0526.3 330584	L= 526
1.8 16V	81	11/95→10/00	⬅	☐; BOSCH		24.5130-0527.3 330585	L= 526
1.9 TD	69	10/95→10/97	⬅	☐; BOSCH		24.5130-0527.3 330585	L= 526
2.0	104	11/96→03/99	➡		2	24.5228-0280.3 330532	L= 280
1.8 Bifuel	81	04/99→05/03	⬅	☐; → 10/00; BOSCH		24.5130-0526.3 330584	L= 526
			⬅	☐; → 10/00; BOSCH		24.5130-0527.3 330585	L= 526
			➡	→ 10/00	2	24.5228-0280.3 330532	L= 280
2.0 16V	97	11/95→05/04	⬅	Orga 08883→; → 04/04; + ABS	2	24.5111-0535.3 330684	L= 535
			⬅	☐; Orga 08638→ Orga 08882; + ABS		24.5130-0526.3 330584	L= 526
			⬅	☐; → 04/04; BOSCH		24.5130-0526.3 330584	L= 526
			⬅	☐; → 04/04; BOSCH		24.5130-0527.3 330585	L= 526
			⬅	☐; Orga 08638→ Orga 08882; + ABS		24.5130-0527.3 330585	L= 526
			➡	→ 04/04	2	24.5228-0280.3 330532	L= 280
2.0 16V	99	01/99→08/00	⬅	☐; Orga 08638→		24.5130-0526.3 330584	L= 526
			⬅	☐; BOSCH		24.5130-0526.3 330584	L= 526
			⬅	☐; BOSCH		24.5130-0527.3 330585	L= 526
			⬅	☐; Orga 08638→		24.5130-0527.3 330585	L= 526
			➡		2	24.5228-0280.3 330532	L= 280
2.0 16V	100	08/00→06/04	⬅	Orga 08883→; → 04/04; + ABS	2	24.5111-0535.3 330684	L= 535
			⬅	☐; → 04/04; BOSCH		24.5130-0526.3 330584	L= 526
			⬅	☐; → 04/04; BOSCH		24.5130-0527.3 330585	L= 526
			➡	→ 04/04	2	24.5228-0280.3 330532	L= 280
2.0 16V HPi	103	05/01→05/04	⬅	→ 04/04; + ABS	2	24.5111-0535.3 330684	L= 535
			⬅	☐; → 04/04; + ABS		24.5130-0526.3 330584	L= 526
			⬅	☐; → 04/04; BOSCH		24.5130-0526.3 330584	L= 526
			⬅	☐; → 04/04; + ABS		24.5130-0527.3 330585	L= 526
			⬅	☐; → 04/04; BOSCH		24.5130-0527.3 330585	L= 526



	kw			 	! #		
<b>PEUGEOT - 406 (8B) 10/95→01/05</b>							
<b>Bremsschlauch</b>							
2.0 16V HPi	103	05/01→05/04	➔	→ 04/04	2	24.5228-0280.3 330532	L= 280
2.0 HDI 110	80	06/98→08/01	➔	☐; 02/99→; BOSCH		24.5130-0526.3 330584	L= 526
			➔	☐; 02/99→; BOSCH		24.5130-0527.3 330585	L= 526
			➔	02/99→	2	24.5228-0280.3 330532	L= 280
2.2 HDi 3.0 24V 3.0 V6	98 140 152	03/00→05/04 10/96→05/04 03/00→05/04	➔	Orga 08883→; → 04/04; + ABS	2	24.5111-0535.3 330684	L= 535
			➔	☐; Orga 08338→ Orga 08882; + ABS		24.5130-0526.3 330584	L= 526
			➔	☐; → 04/04; BOSCH		24.5130-0526.3 330584	L= 526
			➔	☐; → 04/04; BOSCH		24.5130-0527.3 330585	L= 526
			➔	☐; Orga 08338→ Orga 08882; + ABS		24.5130-0527.3 330585	L= 526
			➔	→ 04/04	2	24.5228-0280.3 330532	L= 280
			➔	→ 04/04	2	24.5228-0280.3 330532	L= 280
3.0 24V	143	01/98→06/99	➔	Orga 08883→; + ABS	2	24.5111-0535.3 330684	L= 535
			➔	☐; Orga 08338→ Orga 08882; + ABS		24.5130-0526.3 330584	L= 526
			➔	☐; BOSCH		24.5130-0526.3 330584	L= 526
			➔	☐; BOSCH		24.5130-0527.3 330585	L= 526
			➔	☐; Orga 08338→ Orga 08882; + ABS		24.5130-0527.3 330585	L= 526
			➔	→ 04/04	2	24.5228-0280.3 330532	L= 280
3.0 V6	154	03/99→12/01	➔	Orga 08883→; + ABS	2	24.5111-0535.3 330684	L= 535
			➔	☐; Orga 08338→ Orga 08882; + ABS		24.5130-0526.3 330584	L= 526
			➔	☐; 03/00→; BOSCH		24.5130-0526.3 330584	L= 526
			➔	☐; Orga 08338→ Orga 08882; + ABS		24.5130-0527.3 330585	L= 526
			➔	☐; 03/00→; BOSCH		24.5130-0527.3 330585	L= 526
			➔	03/00→	2	24.5228-0280.3 330532	L= 280
<b>PEUGEOT - 406 Break (8E/F) 10/96→10/04</b>							
<b>Bremssattel</b>							
1.8 1.9 D	66 55	05/97→10/04 10/96→10/04	➔	☐; → 04/04		24.3571-1717.5 240227	TRW Ø 57 - Halter
1.8 16V	81	10/96→10/00	➔	☐; → 04/04		24.3571-1718.5 240228	TRW Ø 57 - Halter
			➔	☐		24.3571-1717.5 240227	TRW Ø 57 - Halter
1.8 16V	85	10/00→10/04	➔	☐; → 04/04		24.3571-1717.5 240227	TRW Ø 57 - Halter
			➔	☐; → 04/04		24.3571-1718.5 240228	TRW Ø 57 - Halter
			➔	☐; → 04/04		24.3331-0037.5 240547	ATE Ø 33 - Halter
			➔	☐; → 04/04		24.3331-0038.5 240548	ATE Ø 33 - Halter
1.9 TD	66	10/96→10/04	➔	☐; → 04/04		24.3571-1715.5 240225	TRW Ø 57 - Halter
			➔	☐; → 04/04		24.3571-1716.5 240226	TRW Ø 57 - Halter
2.0 2.0 16V	104 99	11/96→03/99 01/99→10/00	➔	☐		24.3571-1715.5 240225	TRW Ø 57 - Halter
			➔	☐		24.3571-1716.5 240226	TRW Ø 57 - Halter
			➔	☐		24.3331-0037.5 240547	ATE Ø 33 - Halter
			➔	☐		24.3331-0038.5 240548	ATE Ø 33 - Halter
2.0 16V 2.0 16V 2.0 16V HPi 2.0 HDi 110 2.0 HDi 90 2.0 Turbo 2.1 TD 12V 2.2 2.2 HDi 3.0 24V 3.0 V6	97 100 103 79 66 108 80 116 98 140 152	10/96→10/04 10/00→10/04 05/01→10/04 08/01→10/04 02/99→10/04 10/96→10/04 10/96→10/04 07/00→10/04 03/00→10/04 10/96→10/04 03/00→10/04	➔	☐; → 04/04		24.3571-1715.5 240225	TRW Ø 57 - Halter
			➔	☐; → 04/04		24.3571-1716.5 240226	TRW Ø 57 - Halter
			➔	☐; → 04/04		24.3331-0037.5 240547	ATE Ø 33 - Halter
			➔	☐; → 04/04		24.3331-0038.5 240548	ATE Ø 33 - Halter
			➔	☐; → 04/04		24.3571-1715.5 240225	TRW Ø 57 - Halter
			➔	☐; → 04/04		24.3571-1716.5 240226	TRW Ø 57 - Halter
			➔	☐; → 04/04		24.3331-0037.5 240547	ATE Ø 33 - Halter
			➔	☐; → 04/04		24.3331-0038.5 240548	ATE Ø 33 - Halter
2.0 HDI 110	80	02/99→04/04	➔	☐; → 08/01		24.3571-1715.5 240225	TRW Ø 57 - Halter
			➔	☐; → 08/01		24.3571-1716.5 240226	TRW Ø 57 - Halter
			➔	☐; → 08/01		24.3331-0037.5 240547	ATE Ø 33 - Halter
			➔	☐; → 08/01		24.3331-0038.5 240548	ATE Ø 33 - Halter
<b>Dichtungssatz, Bremssattel</b>							
1.8 16V 2.0 16V ↓	85 97	10/00→10/04 10/96→10/04		→ 04/04		11.0441-3305.2 250006	ATE










	kw			 	! #		
<b>PEUGEOT - 406 Break (8E/F) 10/96→10/04</b>							
<b>Dichtungssatz, Bremssattel</b>							
2.0 16V	100	10/00→10/04		→ 04/04		11.0441-3305.2 250006	ATE
2.0 16V HPi	103	05/01→10/04					
2.0 HDi 110	79	08/01→10/04					
2.0 HDi 90	66	02/99→10/04					
2.0 Turbo	108	10/96→10/04					
2.1 TD 12V	80	10/96→10/04					
2.2	116	07/00→10/04					
2.2 HDi	98	03/00→10/04					
3.0 24V	140	10/96→10/04					
3.0 V6	152	03/00→10/04					
2.0	104	11/96→03/99				11.0441-3305.2 250006	ATE
2.0 16V	99	01/99→10/00					
2.0 HDi 110	80	02/99→04/04		→ 08/01		11.0441-3305.2 250006	ATE
<b> Bremsschlauch</b>							
1.8	66	05/97→10/04	←	☐; → 04/04		24.5130-0526.3 330584	L= 526
1.9 D	55	10/96→10/04	←	☐; → 04/04		24.5130-0527.3 330585	L= 526
1.9 TD	66	10/96→10/04	→	→ 04/04	2	24.5228-0280.3 330532	L= 280
1.8 16V	81	10/96→10/00	←	☐		24.5130-0526.3 330584	L= 526
2.0 16V	99	01/99→10/00	←	☐		24.5130-0527.3 330585	L= 526
			→		2	24.5228-0280.3 330532	L= 280
1.8 16V	85	10/00→10/04	←	Orga 08883→; → 04/04; + ABS	2	24.5111-0535.3 330684	L= 535
2.0 16V	97	10/96→10/04	←	☐; →Orga 08882; + ABS		24.5130-0526.3 330584	L= 526
2.0 Turbo	108	10/96→10/04	←	☐; → 04/04; - ABS		24.5130-0526.3 330584	L= 526
2.1 TD 12V	80	10/96→10/04	←	☐; →Orga 08882; + ABS		24.5130-0527.3 330585	L= 526
2.2	116	07/00→10/04	←	☐; → 04/04; - ABS		24.5130-0526.3 330584	L= 526
2.2 HDi	98	03/00→10/04	←	☐; →Orga 08882; + ABS		24.5130-0527.3 330585	L= 526
3.0 24V	140	10/96→10/04	←	☐; → 04/04; - ABS		24.5130-0527.3 330585	L= 526
3.0 V6	152	03/00→10/04	→	→ 04/04	2	24.5228-0280.3 330532	L= 280
2.0	104	11/96→03/99	←	Orga 08883→; + ABS	2	24.5111-0535.3 330684	L= 535
			←	☐; →Orga 08882; + ABS		24.5130-0526.3 330584	L= 526
			←	☐; - ABS		24.5130-0526.3 330584	L= 526
			←	☐; →Orga 08882; + ABS		24.5130-0527.3 330585	L= 526
			←	☐; - ABS		24.5130-0527.3 330585	L= 526
			→		2	24.5228-0280.3 330532	L= 280
2.0 16V	100	10/00→10/04	←	Orga 08883→; → 04/04	2	24.5111-0535.3 330684	L= 535
			←	☐; → 04/04; - ABS		24.5130-0526.3 330584	L= 526
			←	☐; →Orga 08882; + ABS		24.5130-0526.3 330584	L= 526
			←	☐; →Orga 08882; + ABS		24.5130-0527.3 330585	L= 526
			←	☐; → 04/04; - ABS		24.5130-0527.3 330585	L= 526
			→	→ 04/04	2	24.5228-0280.3 330532	L= 280
2.0 16V HPi	103	05/01→10/04	←	Orga 08883→; → 04/04; + ABS	2	24.5111-0535.3 330684	L= 535
			←	☐; → 04/04; - ABS		24.5130-0526.3 330584	L= 526
			←	☐; → 04/04; - ABS		24.5130-0527.3 330585	L= 526
			→	→ 04/04	2	24.5228-0280.3 330532	L= 280
2.0 HDi 110	79	08/01→10/04	←	Orga 08883→; → 04/04; - ABS	2	24.5111-0535.3 330684	L= 535
			←	☐; → 04/04; - ABS		24.5130-0526.3 330584	L= 526
			←	☐; → 04/04; - ABS		24.5130-0527.3 330585	L= 526
			→	→ 04/04	2	24.5228-0280.3 330532	L= 280
2.0 HDi 110	80	02/99→04/04	←	Orga 08883→; → 08/01; + ABS	2	24.5111-0535.3 330684	L= 535
			←	☐; → 08/01		24.5130-0526.3 330584	L= 526
			←	☐; → 08/01		24.5130-0527.3 330585	L= 526
			→	→ 08/01	2	24.5228-0280.3 330532	L= 280
2.0 HDi 90	66	02/99→10/04	←	Orga 08883→; → 04/04; - ABS	2	24.5111-0535.3 330684	L= 535
			←	☐; → 04/04; - ABS		24.5130-0526.3 330584	L= 526
			←	☐; →Orga 08882; - ABS		24.5130-0526.3 330584	L= 526
			←	☐; → 04/04; - ABS		24.5130-0527.3 330585	L= 526
			←	☐; →Orga 08882; - ABS		24.5130-0527.3 330585	L= 526
			→	→ 04/04	2	24.5228-0280.3 330532	L= 280





















	kW			 	! #			
<b>PEUGEOT - 406 Coupe (8C) 03/97→02/05</b>								
 <b>Bremssattel</b>								
2.0 16V	97	03/97→12/04	←	☐		24.3571-1715.5	240225	TRW Ø 57 - Halter
2.0 16V	99	01/99→10/00	←	☐		24.3571-1716.5	240226	TRW Ø 57 - Halter
2.0 16V	100	10/00→12/04	←	☐				
2.2	116	03/02→12/04	→	☐		24.3331-0037.5	240547	ATE Ø 33 - Halter
			→	☐		24.3331-0038.5	240548	ATE Ø 33 - Halter
2.0 16V	99	04/99→09/04	←	☐; → 10/00		24.3571-1715.5	240225	TRW Ø 57 - Halter
			←	☐; → 10/00		24.3571-1716.5	240226	TRW Ø 57 - Halter
			→	☐; → 10/00		24.3331-0037.5	240547	ATE Ø 33 - Halter
			→	☐; → 10/00		24.3331-0038.5	240548	ATE Ø 33 - Halter
2.2 HDI	98	03/00→12/04	←	☐; 06/02→		24.3571-1715.5	240225	TRW Ø 57 - Halter
			←	☐; 06/02→		24.3571-1716.5	240226	TRW Ø 57 - Halter
			→	☐		24.3331-0037.5	240547	ATE Ø 33 - Halter
			→	☐		24.3331-0038.5	240548	ATE Ø 33 - Halter
3.0 24V	143	05/97→06/99	→	☐		24.3331-0037.5	240547	ATE Ø 33 - Halter
3.0 V6	152	03/00→12/04	→	☐		24.3331-0038.5	240548	ATE Ø 33 - Halter
3.0 V6 24V	140	03/97→12/04	→	☐				
3.0 V6	154	03/99→06/01	→	☐; 03/00→		24.3331-0037.5	240547	ATE Ø 33 - Halter
			→	☐; 03/00→		24.3331-0038.5	240548	ATE Ø 33 - Halter
<b>Dichtungssatz, Bremssattel</b>								
2.0 16V	97	03/97→12/04				11.0441-3305.2	250006	ATE
2.0 16V	99	01/99→10/00						
2.0 16V	100	10/00→12/04						
2.2	116	03/02→12/04						
2.2 HDI	98	03/00→12/04						
3.0 24V	143	05/97→06/99						
3.0 V6	152	03/00→12/04						
3.0 V6 24V	140	03/97→12/04						
2.0 16V	99	04/99→09/04		→ 10/00		11.0441-3305.2	250006	ATE
3.0 V6	154	03/99→06/01		03/00→		11.0441-3305.2	250006	ATE
 <b>Bremsschlauch</b>								
2.0 16V	97	03/97→12/04	→		2	24.5228-0280.3	330532	L= 280
2.0 16V	99	01/99→10/00	→					
2.0 16V	100	10/00→12/04	→					
2.2	116	03/02→12/04	→					
2.2 HDI	98	03/00→12/04	→					
3.0 24V	143	05/97→06/99	→					
3.0 V6	152	03/00→12/04	→					
3.0 V6 24V	140	03/97→12/04	→					
2.0 16V	99	04/99→09/04	→	→ 10/00	2	24.5228-0280.3	330532	L= 280
3.0 V6	154	03/99→06/01	→	03/00→	2	24.5228-0280.3	330532	L= 280
<b>PEUGEOT - 407 (6D_) 05/04→</b>								
 <b>Bremssattel</b>								
1.6 HDi 110	80	05/04→	←	☐; → 02/11		24.3571-1745.7	220689	TRW Ø 57 - Halter
1.8	85	05/04→	←	☐; → 02/11		24.3387-1707.5	240928	TRW Ø 38 - Halter
1.8 16V	92	09/05→	→	☐; → 02/11				
2.0	100	05/04→	→	☐; → 02/11		24.3387-1708.5	240929	TRW Ø 38 - Halter
2.0 16V	103	09/05→	→	☐; → 02/11				
2.0 Bioflex	103	09/07→	→	☐; → 02/11				
2.0 16V	105	08/08→12/09	←	☐		24.3571-1745.7	220689	TRW Ø 57 - Halter
			→	☐		24.3387-1707.5	240928	TRW Ø 38 - Halter
			→	☐		24.3387-1708.5	240929	TRW Ø 38 - Halter
2.0 HDi	103	06/09→12/10	←	☐		11.9601-9731.2	220853	ATE Ø 60 - Halter
			←	☐		24.3571-1745.7	220689	TRW Ø 57 - Halter
			←	☐		11.9601-9732.2	220854	ATE Ø 60 - Halter
			→	☐		24.3387-1707.5	240928	TRW Ø 38 - Halter
			→	☐		24.3387-1708.5	240929	TRW Ø 38 - Halter
2.0 HDi	110	02/10→	←	☐; → 02/11		11.9601-9731.2	220853	ATE Ø 60 - Halter
2.0 HDi	120	07/09→	←	☐; → 02/11		11.9601-9732.2	220854	ATE Ø 60 - Halter
			→	☐; → 02/11		24.3387-1707.5	240928	TRW Ø 38 - Halter
			→	☐; → 02/11		24.3387-1708.5	240929	TRW Ø 38 - Halter
2.0 HDi 135	100	05/04→	←	☐; Orga 11683→; → 02/11		11.9601-9731.2	220853	ATE Ø 60 - Halter
↓								





























	kw			 	! #			
<b>PEUGEOT - 407 (6D_) 05/04→</b>								
 <b>Bremssattel</b>								
2.0 HDi 135	100	05/04→	←	☐; Orga 11683→; → 02/11	11.9601-9732.2	220854	ATE Ø 60 - Halter	
			←	☐; →Orga 11682	24.3571-1745.7	220689	TRW Ø 57 - Halter	
			→	☐; → 02/11	24.3387-1707.5	240928	TRW Ø 38 - Halter	
			→	☐; → 02/11	24.3387-1708.5	240929	TRW Ø 38 - Halter	
2.2 2.2 16V 2.2 HDi 170 2.7 HDi	116 120 125 150	05/04→ 09/05→ 05/06→ 10/05→	←	☐; → 02/11	24.3451-1719.7	220763	TRW Ø 45 Ø2 40 - Halter	
			←	☐; → 02/11	24.3451-1720.5	240917	TRW Ø 45 Ø2 40 - Halter	
			→	☐; → 02/11	24.3387-1707.5	240928	TRW Ø 38 - Halter	
			→	☐; → 02/11	24.3387-1708.5	240929	TRW Ø 38 - Halter	
2.2 HDi	120	06/08→	←	☐	24.3451-1719.7	220763	TRW Ø 45 Ø2 40 - Halter	
			←	☐	24.3451-1720.5	240917	TRW Ø 45 Ø2 40 - Halter	
			→	☐	24.3387-1707.5	240928	TRW Ø 38 - Halter	
			→	☐	24.3387-1708.5	240929	TRW Ø 38 - Halter	
3.0	155	05/04→	←	☐; Orga 12411→; → 02/11	11.9601-9883.2	220917	ATE Ø 60 - Halter	
			←	☐; Orga 12411→; → 02/11	11.9601-9884.2	220918	ATE Ø 60 - Halter	
			←	☐; →Orga 12410	24.3451-1719.7	220763	TRW Ø 45 Ø2 40 - Halter	
			←	☐; →Orga 12410	24.3451-1720.5	240917	TRW Ø 45 Ø2 40 - Halter	
			→	☐; → 02/11	24.3387-1707.5	240928	TRW Ø 38 - Halter	
			→	☐; → 02/11	24.3387-1708.5	240929	TRW Ø 38 - Halter	
<b>Feder, Bremssattel</b>								
2.0 HDi	103	06/09→12/10			2	11.8116-0356.1	390586	ATE
2.0 HDi	110	02/10→		→ 02/11	2	11.8116-0356.1	390586	ATE
2.0 HDi	120	07/09→						
2.0 HDi 135	100	05/04→		Orga 11683→; → 02/11	2	11.8116-0356.1	390586	ATE
<b>Führungshülzensatz, Bremssattel</b>								
2.0 HDi	103	06/09→12/10	←			11.0101-5407.2	260011	ATE
2.0 HDi	110	02/10→	←	→ 02/11		11.0101-5407.2	260011	ATE
2.0 HDi	120	07/09→						
2.0 HDi 135	100	05/04→	←	Orga 11683→; → 02/11		11.0101-5407.2	260011	ATE
3.0	155	05/04→	←	Orga 12411→; → 02/11		11.0101-5407.2	260011	ATE
<b>Dichtungssatz, Bremssattel</b>								
2.0 HDi	103	06/09→12/10				11.0441-6008.2	250038	ATE für Kolben-Ø [mm]: 60
2.0 HDi	110	02/10→		→ 02/11		11.0441-6008.2	250038	ATE für Kolben-Ø [mm]: 60
2.0 HDi	120	07/09→						
2.0 HDi 135	100	05/04→		Orga 11683→; → 02/11		11.0441-6008.2	250038	ATE für Kolben-Ø [mm]: 60
3.0	155	05/04→		Orga 12411→; → 02/11		11.0441-6008.2	250038	ATE für Kolben-Ø [mm]: 60
<b>Zubehörsatz, Bremssattel</b>								
1.6 HDi 110	80	05/04→		→ 02/11		24.0101-3802.2	260100	TRW
1.8	85	05/04→						
1.8 16V	92	09/05→				24.0101-3803.2	260101	TRW
2.0	100	05/04→						
2.0 16V	103	09/05→						
2.0 Bioflex	103	09/07→						
2.2	116	05/04→						
2.2 16V	120	09/05→						
2.2 HDi 170	125	05/06→						
2.7 HDi	150	10/05→						
2.0 16V	105	08/08→12/09				24.0101-3802.2	260100	TRW
2.0 HDi	103	06/09→12/10				24.0101-3803.2	260101	TRW
2.2 HDi	120	06/08→						
2.0 HDi	110	02/10→		→ 02/11		24.0101-3803.2	260101	TRW
2.0 HDi	120	07/09→						
2.0 HDi 135	100	05/04→		→Orga 11682		24.0101-3802.2	260100	TRW
				→ 02/11		24.0101-3803.2	260101	TRW
3.0	155	05/04→		→Orga 12410		24.0101-3802.2	260100	TRW
				→ 02/11		24.0101-3803.2	260101	TRW
 <b>Bremsschlauch</b>								
1.6 HDi 110	80	05/04→	←	☐; Orga 11126→; → 02/11	24.5161-0313.3	331219	L= 310 L2= 275 mit Rohrleitung	
1.8	85	05/04→	←	☐; Orga 11126→; → 02/11	24.5161-0314.3	331220	L= 310 L2= 275 mit Rohrleitung	
2.0	100	05/04→	←	☐; Orga 10332→ Orga 11125	24.5161-0315.3	331186	L= 310 L2= 275 mit Rohrleitung	
2.0 HDi 135	100	05/04→	←	☐; Orga 10332→ Orga 11125				
↓								

	kw			 	! #		
<b>PEUGEOT - 407 (6D_) 05/04→</b>							
 <b>Bremsschlauch</b>							
2.2 3.0	116 155	05/04→ 05/04→	←	☐; Orga 10332→ Orga 11125		24.5161-0316.3 331187	L= 310 L2= 275 mit Rohrleitung
			→	☐; →Orga 11710		24.5151-0583.3 331019	L= 583,5
			→	☐; →Orga 11710		24.5151-0584.3 331020	L= 583,5
			→	☐; Orga 11711→; → 02/11		24.5151-0638.3 331141	L= 638
			→	☐; Orga 11711→; → 02/11		24.5151-0639.3 331142	L= 638
1.8 16V 2.0 16V 2.2 16V 2.2 HDi 170 2.7 HDi	92 103 120 125 150	09/05→ 09/05→ 09/05→ 05/06→ 10/05→	←	☐; Orga 11126→; → 02/11		24.5161-0313.3 331219	L= 310 L2= 275 mit Rohrleitung
			←	☐; Orga 11126→; → 02/11		24.5161-0314.3 331220	L= 310 L2= 275 mit Rohrleitung
			←	☐; →Orga 11125		24.5161-0315.3 331186	L= 310 L2= 275 mit Rohrleitung
			←	☐; →Orga 11125		24.5161-0316.3 331187	L= 310 L2= 275 mit Rohrleitung
			→	☐; →Orga 11710		24.5151-0583.3 331019	L= 583,5
			→	☐; →Orga 11710		24.5151-0584.3 331020	L= 583,5
			→	☐; Orga 11711→; → 02/11		24.5151-0638.3 331141	L= 638
			→	☐; Orga 11711→; → 02/11		24.5151-0639.3 331142	L= 638
2.0 16V	105	08/08→12/09	←	☐; Orga 11126→		24.5161-0313.3 331219	L= 310 L2= 275 mit Rohrleitung
			←	☐; Orga 11126→		24.5161-0314.3 331220	L= 310 L2= 275 mit Rohrleitung
			←	☐; →Orga 11125		24.5161-0315.3 331186	L= 310 L2= 275 mit Rohrleitung
			←	☐; →Orga 11125		24.5161-0316.3 331187	L= 310 L2= 275 mit Rohrleitung
			→	☐; →Orga 11710		24.5151-0583.3 331019	L= 583,5
			→	☐; →Orga 11710		24.5151-0584.3 331020	L= 583,5
			→	☐; Orga 11711→		24.5151-0638.3 331141	L= 638
			→	☐; Orga 11711→		24.5151-0639.3 331142	L= 638
2.0 Bioflex	103	09/07→	←	☐; → 02/11		24.5161-0313.3 331219	L= 310 L2= 275 mit Rohrleitung
			←	☐; → 02/11		24.5161-0314.3 331220	L= 310 L2= 275 mit Rohrleitung
			→	☐; →Orga 11101		24.5151-0638.3 331141	L= 638
			→	☐; →Orga 11101		24.5151-0639.3 331142	L= 638
2.0 HDi 2.2 HDi	103 120	06/09→12/10 06/08→	←	☐		24.5161-0313.3 331219	L= 310 L2= 275 mit Rohrleitung
			←	☐		24.5161-0314.3 331220	L= 310 L2= 275 mit Rohrleitung
			→	☐; →Orga 11710		24.5151-0583.3 331019	L= 583,5
			→	☐; →Orga 11710		24.5151-0584.3 331020	L= 583,5
			→	☐; Orga 11711→		24.5151-0638.3 331141	L= 638
			→	☐; Orga 11711→		24.5151-0639.3 331142	L= 638
2.0 HDi 2.0 HDi	110 120	02/10→ 07/09→	←	☐; → 02/11		24.5161-0313.3 331219	L= 310 L2= 275 mit Rohrleitung
			←	☐; → 02/11		24.5161-0314.3 331220	L= 310 L2= 275 mit Rohrleitung
			→	☐; → 02/11		24.5151-0638.3 331141	L= 638
			→	☐; → 02/11		24.5151-0639.3 331142	L= 638
<b>PEUGEOT - 407 Coupe (6C_) 10/05→</b>							
 <b>Bremssattel</b>							
2.0 HDi	100	10/05→	←	☐; 07/07→ 12/11		24.3451-1719.7 220763	TRW Ø 45 Ø2 40 - Halter
			←	☐; 07/07→ 12/11		24.3451-1720.5 240917	TRW Ø 45 Ø2 40 - Halter
			→	☐; 07/07→ 12/11		24.3387-1707.5 240928	TRW Ø 38 - Halter
			→	☐; 07/07→ 12/11		24.3387-1708.5 240929	TRW Ø 38 - Halter
2.0 HDi	103	09/08→12/09	←	☐		24.3451-1719.7 220763	TRW Ø 45 Ø2 40 - Halter
			←	☐		24.3451-1720.5 240917	TRW Ø 45 Ø2 40 - Halter
			→	☐		24.3387-1707.5 240928	TRW Ø 38 - Halter
			→	☐		24.3387-1708.5 240929	TRW Ø 38 - Halter
2.0 HDi 2.0 HDi	110 120	02/10→ 06/09→	←	☐; → 12/11		11.9601-9731.2 220853	ATE Ø 60 - Halter
			←	☐; → 12/11		11.9601-9732.2 220854	ATE Ø 60 - Halter
			→	☐; → 12/11		24.3387-1707.5 240928	TRW Ø 38 - Halter
			→	☐; → 12/11		24.3387-1708.5 240929	TRW Ø 38 - Halter
2.2 16V 2.7 HDi	120 150	10/05→ 10/05→	←	☐; → 12/11		24.3451-1719.7 220763	TRW Ø 45 Ø2 40 - Halter
			←	☐; → 12/11		24.3451-1720.5 240917	TRW Ø 45 Ø2 40 - Halter
			→	☐; → 12/11		24.3387-1707.5 240928	TRW Ø 38 - Halter








	kw			 	! #		
<b>PEUGEOT - 407 Coupe (6C_) 10/05→</b>							
<b> Bremssattel</b>							
2.2 16V 2.7 HDi	120 150	10/05→ 10/05→	→	☐; → 12/11		24.3387-1708.5 240929	TRW Ø 38 - Halter
3.0 HDi	177	06/09→	←	☐; → 12/11		11.9601-9883.2 220917	ATE Ø 60 - Halter
			←	☐; → 12/11		11.9601-9884.2 220918	ATE Ø 60 - Halter
			→	☐; → 12/11		24.3387-1707.5 240928	TRW Ø 38 - Halter
			→	☐; → 12/11		24.3387-1708.5 240929	TRW Ø 38 - Halter
3.0 V6	155	10/05→	←	☐; Orga 12411→; → 12/11		11.9601-9883.2 220917	ATE Ø 60 - Halter
			←	☐; Orga 12411→; → 12/11		11.9601-9884.2 220918	ATE Ø 60 - Halter
			←	☐; →Orga 12410		24.3451-1719.7 220763	TRW Ø 45 Ø2 40 - Halter
			←	☐; →Orga 12410		24.3451-1720.5 240917	TRW Ø 45 Ø2 40 - Halter
			→	☐; → 12/11		24.3387-1707.5 240928	TRW Ø 38 - Halter
			→	☐; → 12/11		24.3387-1708.5 240929	TRW Ø 38 - Halter
<b>Feder, Bremssattel</b>							
2.0 HDi 2.0 HDi	110 120	02/10→ 06/09→		→ 12/11	2	11.8116-0356.1 390586	ATE
<b>Führungshülzensatz, Bremssattel</b>							
2.0 HDi 2.0 HDi 3.0 HDi 3.0 V6	110 120 177 155	02/10→ 06/09→ 06/09→ 10/05→	←	→ 12/11 Orga 12411→; → 12/11		11.0101-5407.2 260011	ATE
<b>Dichtungssatz, Bremssattel</b>							
2.0 HDi 2.0 HDi 3.0 HDi 3.0 V6	110 120 177 155	02/10→ 06/09→ 06/09→ 10/05→		→ 12/11 Orga 12411→; → 12/11		11.0441-6008.2 250038	ATE für Kolben-Ø [mm]: 60
<b>Zubehörsatz, Bremssattel</b>							
2.0 HDi 2.0 HDi 2.0 HDi 3.0 HDi 2.2 16V 2.7 HDi 3.0 V6	100 103 110 120 177 120 150 155	10/05→ 09/08→12/09 02/10→ 06/09→ 06/09→ 10/05→ 10/05→ 10/05→		07/07→ 12/11 → 12/11 →Orga 12410 → 12/11		24.0101-3802.2 260100 24.0101-3803.2 260101 24.0101-3802.2 260100 24.0101-3803.2 260101 24.0101-3802.2 260100 24.0101-3803.2 260101 24.0101-3802.2 260100 24.0101-3803.2 260101	TRW TRW TRW TRW TRW TRW TRW TRW
<b> Bremsschlauch</b>							
2.0 HDi	100	10/05→	←	☐; 07/07→ 12/11		24.5161-0313.3 331219	L= 310 L2= 275 mit Rohrleitung
			←	☐; 07/07→ 12/11		24.5161-0314.3 331220	L= 310 L2= 275 mit Rohrleitung
			→	☐; 07/07→; →Orga 11710		24.5151-0583.3 331019	L= 583,5
			→	☐; 07/07→; →Orga 11710		24.5151-0584.3 331020	L= 583,5
			→	☐; → 12/11; Orga 11711→		24.5151-0638.3 331141	L= 638
			→	☐; → 12/11; Orga 11711→		24.5151-0639.3 331142	L= 638
2.0 HDi	103	09/08→12/09	←	☐		24.5161-0313.3 331219	L= 310 L2= 275 mit Rohrleitung
			←	☐		24.5161-0314.3 331220	L= 310 L2= 275 mit Rohrleitung
			→	☐; →Orga 11710		24.5151-0583.3 331019	L= 583,5
			→	☐; →Orga 11710		24.5151-0584.3 331020	L= 583,5
			→	☐; Orga 11711→		24.5151-0638.3 331141	L= 638
			→	☐; Orga 11711→		24.5151-0639.3 331142	L= 638
2.0 HDi	110	02/10→	←	☐; → 02/11		24.5161-0313.3 331219	L= 310 L2= 275 mit Rohrleitung
			←	☐; → 02/11		24.5161-0314.3 331220	L= 310 L2= 275 mit Rohrleitung
			→	☐; → 12/11		24.5151-0638.3 331141	L= 638
			→	☐; → 12/11		24.5151-0639.3 331142	L= 638
2.0 HDi	120	06/09→	←	☐; → 12/11		24.5161-0313.3 331219	L= 310 L2= 275 mit Rohrleitung
			←	☐; → 12/11		24.5161-0314.3 331220	L= 310 L2= 275 mit Rohrleitung
↓							






















	kw			 	! #		
<b>PEUGEOT - 407 Coupe (6C_) 10/05→</b>							
<b>Bremsschlauch</b>							
2.0 HDi	120	06/09→	➡	☐; → 12/11	24.5151-0638.3	331141	L= 638
			➡	☐; → 12/11	24.5151-0639.3	331142	L= 638
2.2 16V 2.7 HDi	120 150	10/05→ 10/05→	←	☐; Orga 11126→; → 12/11	24.5161-0313.3	331219	L= 310 L2= 275 mit Rohrleitung
			←	☐; Orga 11126→; → 12/11	24.5161-0314.3	331220	L= 310 L2= 275 mit Rohrleitung
			←	☐; →Orga 11125	24.5161-0315.3	331186	L= 310 L2= 275 mit Rohrleitung
			←	☐; →Orga 11125	24.5161-0316.3	331187	L= 310 L2= 275 mit Rohrleitung
			➡	☐; →Orga 11710	24.5151-0583.3	331019	L= 583,5
			➡	☐; →Orga 11710	24.5151-0584.3	331020	L= 583,5
			➡	☐; → 12/11; Orga 11711→	24.5151-0638.3	331141	L= 638
			➡	☐; → 12/11; Orga 11711→	24.5151-0639.3	331142	L= 638
3.0 HDi	177	06/09→	←	☐; → 12/11	24.5161-0775.3	331412	L= 775 L1= 310 L2= 220
			←	☐; → 12/11	24.5161-0776.3	331413	L= 775 L1= 310 L2= 220
			➡	☐; → 12/11	24.5151-0638.3	331141	L= 638
			➡	☐; → 12/11	24.5151-0639.3	331142	L= 638
3.0 V6	155	10/05→	←	☐; Orga 11126→; → 12/11	24.5161-0313.3	331219	L= 310 L2= 275 mit Rohrleitung
			←	☐; Orga 11126→; → 12/11	24.5161-0314.3	331220	L= 310 L2= 275 mit Rohrleitung
			←	☐; →Orga 11125	24.5161-0315.3	331186	L= 310 L2= 275 mit Rohrleitung
			←	☐; →Orga 11125	24.5161-0316.3	331187	L= 310 L2= 275 mit Rohrleitung
			←	☐; Orga 12411→; → 12/11	24.5161-0775.3	331412	L= 775 L1= 310 L2= 220
			←	☐; Orga 12411→; → 12/11	24.5161-0776.3	331413	L= 775 L1= 310 L2= 220
			➡	☐; →Orga 11710	24.5151-0583.3	331019	L= 583,5
			➡	☐; →Orga 11710	24.5151-0584.3	331020	L= 583,5
			➡	☐; → 12/11; Orga 11711→	24.5151-0638.3	331141	L= 638
			➡	☐; → 12/11; Orga 11711→	24.5151-0639.3	331142	L= 638
<b>PEUGEOT - 407 SW (6E_) 05/04→</b>							
<b>Bremssattel</b>							
1.6 HDi 110 1.8 1.8 16V 2.0 2.0 16V 2.0 Bioflex	80 85 92 100 103 103	05/04→ 05/04→ 09/05→ 05/04→ 09/05→ 01/08→	←	☐; → 02/11	24.3571-1745.7	220689	TRW Ø 57 - Halter
			➡	☐; → 02/11	24.3387-1707.5	240928	TRW Ø 38 - Halter
			➡	☐; → 02/11	24.3387-1708.5	240929	TRW Ø 38 - Halter
			←	☐; Orga 11683→	11.9601-9731.2	220853	ATE Ø 60 - Halter
2.0 HDi 2.0 HDi 135	93 100	11/04→10/07 07/04→12/10	←	☐; Orga 11683→	11.9601-9732.2	220854	ATE Ø 60 - Halter
			←	☐; →Orga 11682	24.3571-1745.7	220689	TRW Ø 57 - Halter
			➡	☐	24.3387-1707.5	240928	TRW Ø 38 - Halter
			➡	☐	24.3387-1708.5	240929	TRW Ø 38 - Halter
			←	☐; → 02/11	11.9601-9731.2	220853	ATE Ø 60 - Halter
2.0 HDi	103	08/08→	←	☐; → 02/11	24.3571-1745.7	220689	TRW Ø 57 - Halter
			←	☐; → 02/11	11.9601-9732.2	220854	ATE Ø 60 - Halter
			➡	☐; → 02/11	24.3387-1707.5	240928	TRW Ø 38 - Halter
			➡	☐; → 02/11	24.3387-1708.5	240929	TRW Ø 38 - Halter
2.0 HDi 2.0 HDi	110 120	02/10→ 07/09→	←	☐; → 02/11	11.9601-9731.2	220853	ATE Ø 60 - Halter
			←	☐; → 02/11	11.9601-9732.2	220854	ATE Ø 60 - Halter
			➡	☐; → 02/11	24.3387-1707.5	240928	TRW Ø 38 - Halter
			➡	☐; → 02/11	24.3387-1708.5	240929	TRW Ø 38 - Halter
2.2 2.2 16V 2.2 HDi 2.2 HDi 170 2.7 HDi	116 120 120 125 150	05/04→ 09/05→ 06/08→ 05/06→ 10/05→	←	☐; → 02/11	24.3451-1719.7	220763	TRW Ø 45 Ø2 40 - Halter
			←	☐; → 02/11	24.3451-1720.5	240917	TRW Ø 45 Ø2 40 - Halter
			➡	☐; → 02/11	24.3387-1707.5	240928	TRW Ø 38 - Halter
			➡	☐; → 02/11	24.3387-1708.5	240929	TRW Ø 38 - Halter
			←	☐; Orga 12411→; → 02/11	11.9601-9883.2	220917	ATE Ø 60 - Halter
3.0	155	05/04→	←	☐; Orga 12411→; → 02/11	11.9601-9884.2	220918	ATE Ø 60 - Halter
			←	☐; →Orga 12410	24.3451-1719.7	220763	TRW Ø 45 Ø2 40 - Halter
			←	☐; →Orga 12410	24.3451-1720.5	240917	TRW Ø 45 Ø2 40 - Halter
			↓				








	kw					! #		
<b>PEUGEOT - 407 SW (6E_) 05/04 →</b>								
<b>Bremssattel</b>								
3.0	155	05/04 →	→	☐; → 02/11		24.3387-1707.5	240928	TRW Ø 38 - Halter
			→	☐; → 02/11		24.3387-1708.5	240929	TRW Ø 38 - Halter
<b>Feder, Bremssattel</b>								
2.0 HDi	93	11/04 → 10/07		Orga 11683 →	2	11.8116-0356.1	390586	ATE
2.0 HDi 135	100	07/04 → 12/10						
2.0 HDi	103	08/08 →		→ 02/11	2	11.8116-0356.1	390586	ATE
2.0 HDi	110	02/10 →						
2.0 HDi	120	07/09 →						
<b>Führungshülzensatz, Bremssattel</b>								
2.0 HDi	93	11/04 → 10/07	←	Orga 11683 →		11.0101-5407.2	260011	ATE
2.0 HDi 135	100	07/04 → 12/10						
2.0 HDi	103	08/08 →	←	→ 02/11		11.0101-5407.2	260011	ATE
2.0 HDi	110	02/10 →						
2.0 HDi	120	07/09 →						
3.0	155	05/04 →	←	Orga 12411 →; → 02/11		11.0101-5407.2	260011	ATE
<b>Dichtungssatz, Bremssattel</b>								
2.0 HDi	93	11/04 → 10/07		Orga 11683 →		11.0441-6008.2	250038	ATE für Kolben-Ø [mm]: 60
2.0 HDi 135	100	07/04 → 12/10						
2.0 HDi	103	08/08 →		→ 02/11		11.0441-6008.2	250038	ATE für Kolben-Ø [mm]: 60
2.0 HDi	110	02/10 →						
2.0 HDi	120	07/09 →						
3.0	155	05/04 →		Orga 12411 →; → 02/11		11.0441-6008.2	250038	ATE für Kolben-Ø [mm]: 60
<b>Zubehörsatz, Bremssattel</b>								
1.6 HDi 110	80	05/04 →		→ 02/11		24.0101-3802.2	260100	TRW
1.8	85	05/04 →						
1.8 16V	92	09/05 →				24.0101-3803.2	260101	TRW
2.0	100	05/04 →						
2.0 16V	103	09/05 →						
2.0 Bioflex	103	01/08 →						
2.0 HDi	103	08/08 →						
2.2	116	05/04 →						
2.2 16V	120	09/05 →						
2.2 HDi	120	06/08 →						
2.2 HDi 170	125	05/06 →						
2.7 HDi	150	10/05 →						
2.0 HDi	93	11/04 → 10/07		→ Orga 11682		24.0101-3802.2	260100	TRW
2.0 HDi 135	100	07/04 → 12/10				24.0101-3803.2	260101	TRW
2.0 HDi	110	02/10 →		→ 02/11		24.0101-3803.2	260101	TRW
2.0 HDi	120	07/09 →						
3.0	155	05/04 →		→ Orga 12410		24.0101-3802.2	260100	TRW
				→ 02/11		24.0101-3803.2	260101	TRW
<b>Bremsschlauch</b>								
1.6 HDi 110	80	05/04 →	←	☐; Orga 11126 →; → 02/11		24.5161-0313.3	331219	L= 310 L2= 275 mit Rohrleitung
1.8	85	05/04 →	←	☐; Orga 11126 →; → 02/11		24.5161-0314.3	331220	L= 310 L2= 275 mit Rohrleitung
2.0	100	05/04 →	←	☐; Orga 10332 → Orga 11125		24.5161-0315.3	331186	L= 310 L2= 275 mit Rohrleitung
2.2	116	05/04 →	←	☐; Orga 10332 → Orga 11125		24.5161-0316.3	331187	L= 310 L2= 275 mit Rohrleitung
3.0	155	05/04 →	→	☐; → Orga 11710		24.5151-0583.3	331019	L= 583,5
			→	☐; → Orga 11710		24.5151-0584.3	331020	L= 583,5
			→	☐; Orga 11711 →; → 02/11		24.5151-0638.3	331141	L= 638
			→	☐; Orga 11711 →; → 02/11		24.5151-0639.3	331142	L= 638
1.8 16V	92	09/05 →	←	☐; Orga 11126 →; → 02/11		24.5161-0313.3	331219	L= 310 L2= 275 mit Rohrleitung
2.0 16V	103	09/05 →	←	☐; Orga 11126 →; → 02/11		24.5161-0314.3	331220	L= 310 L2= 275 mit Rohrleitung
2.2 16V	120	09/05 →	←	☐; → Orga 11125		24.5161-0315.3	331186	L= 310 L2= 275 mit Rohrleitung
2.2 HDi 170	125	05/06 →	←	☐; → Orga 11125		24.5161-0316.3	331187	L= 310 L2= 275 mit Rohrleitung
2.7 HDi	150	10/05 →	→	☐; → Orga 11710		24.5151-0583.3	331019	L= 583,5
			→	☐; → Orga 11710		24.5151-0584.3	331020	L= 583,5
			→	☐; Orga 11711 →; → 02/11		24.5151-0638.3	331141	L= 638
			→	☐; Orga 11711 →; → 02/11		24.5151-0639.3	331142	L= 638
2.0 Bioflex	103	01/08 →	←	☐; → 02/11		24.5161-0313.3	331219	L= 310 L2= 275 mit Rohrleitung
			←	☐; → 02/11		24.5161-0314.3	331220	L= 310 L2= 275 mit Rohrleitung
			→	☐; → Orga 11101		24.5151-0638.3	331141	L= 638










	kw			 	! #		
<b>PEUGEOT - 407 SW (6E_) 05/04→</b>							
 <b>Bremsschlauch</b>							
2.0 Bioflex	103	01/08→	➔	☐; →Orga 11101		24.5151-0639.3 331142	L= 638
2.0 HDi 2.0 HDi 135	93 100	11/04→10/07 07/04→12/10	➔	☐; Orga 11126→		24.5161-0313.3 331219	L= 310 L2= 275 mit Rohrleitung
			➔	☐; Orga 11126→		24.5161-0314.3 331220	L= 310 L2= 275 mit Rohrleitung
			➔	☐; Orga 10332→ Orga 11125		24.5161-0315.3 331186	L= 310 L2= 275 mit Rohrleitung
			➔	☐; Orga 10332→ Orga 11125		24.5161-0316.3 331187	L= 310 L2= 275 mit Rohrleitung
			➔	☐; →Orga 11710		24.5151-0583.3 331019	L= 583,5
			➔	☐; →Orga 11710		24.5151-0584.3 331020	L= 583,5
			➔	☐; Orga 11711→		24.5151-0638.3 331141	L= 638
			➔	☐; Orga 11711→		24.5151-0639.3 331142	L= 638
2.0 HDi 2.2 HDi	103 120	08/08→ 06/08→	➔	☐; → 02/11		24.5161-0313.3 331219	L= 310 L2= 275 mit Rohrleitung
			➔	☐; → 02/11		24.5161-0314.3 331220	L= 310 L2= 275 mit Rohrleitung
			➔	☐; →Orga 11710		24.5151-0583.3 331019	L= 583,5
			➔	☐; →Orga 11710		24.5151-0584.3 331020	L= 583,5
			➔	☐; Orga 11711→; → 02/11		24.5151-0638.3 331141	L= 638
			➔	☐; Orga 11711→; → 02/11		24.5151-0639.3 331142	L= 638
2.0 HDi 2.0 HDi	110 120	02/10→ 07/09→	➔	☐; → 02/11		24.5161-0313.3 331219	L= 310 L2= 275 mit Rohrleitung
			➔	☐; → 02/11		24.5161-0314.3 331220	L= 310 L2= 275 mit Rohrleitung
			➔	☐; → 02/11		24.5151-0638.3 331141	L= 638
			➔	☐; → 02/11		24.5151-0639.3 331142	L= 638
<b>PEUGEOT - 505 (551A) 05/79→10/96</b>							
<b>Dichtungssatz, Bremssattel</b>							
2.0	72	09/85→09/95	➔	→ 11/87		11.0441-5401.2 250027	ATE
 <b>Bremsschlauch</b>							
2.0	72	09/85→09/95		→ 10/86; für Linkslenker		24.5228-0216.3 330908	L= 215
			➔	→ 11/87	2	24.5112-0381.3 330711	L= 380
			➔	→ 10/86	2	24.5228-0216.3 330908	L= 215
<b>PEUGEOT - 508 I (8D_) 11/10→</b>							
 <b>Bremssattel</b>							
1.6	120	01/12→	➔	☐; für Bremsscheibendurchmesser [mm]: 340; für Bremsscheibendicke [mm]: 30		11.9601-9883.2 220917	ATE Ø 60 - Halter
1.6	121	09/11→					
1.6 BlueHDi 120	88	03/14→					
1.6 HDi	82	11/10→	➔	☐; für Bremsscheibendurchmesser [mm]: 340; für Bremsscheibendicke [mm]: 30		11.9601-9884.2 220918	ATE Ø 60 - Halter
1.6 HDi	84	02/12→					
1.6 HDi	85	09/14→					
1.6 THP	110	11/10→	➔	☐		11.9387-7089.2 220997	ATE Ø 38 - Halter
1.6 THP	115	11/10→	➔	☐		11.9387-7090.2 220998	ATE Ø 38 - Halter
1.6 VTi	85	11/10→					
1.6 VTi	88	11/10→					
2.0 BlueHDi 150	110	04/14→					
2.0 BlueHDi 180	133	04/14→					
2.0 HDi	100	11/10→					
2.0 HDi	103	11/10→					
2.0 HDi	120	11/10→					
2.2 HDi	150	11/10→					
2.0 HDi Hybrid4 AWC	120	11/10→	➔	☐; für Bremsscheibendurchmesser [mm]: 340; für Bremsscheibendicke [mm]: 30		11.9601-9883.2 220917	ATE Ø 60 - Halter
			➔	☐; für Bremsscheibendurchmesser [mm]: 340; für Bremsscheibendicke [mm]: 30		11.9601-9884.2 220918	ATE Ø 60 - Halter
			➔	☐; - eFSB		11.9387-7089.2 220997	ATE Ø 38 - Halter
			➔	☐; - eFSB		11.9387-7090.2 220998	ATE Ø 38 - Halter
2.0 HDi Hybrid4 AWC	147	11/10→	➔	☐; 06/12→; für Bremsscheibendurchmesser [mm]: 340; für Bremsscheibendicke [mm]: 30		11.9601-9883.2 220917	ATE Ø 60 - Halter
			➔	☐; 06/12→; für Bremsscheibendurchmesser [mm]: 340; für Bremsscheibendicke [mm]: 30		11.9601-9884.2 220918	ATE Ø 60 - Halter
			➔	☐; 06/12→; - eFSB		11.9387-7089.2 220997	ATE Ø 38 - Halter
			➔	☐; 06/12→; - eFSB		11.9387-7090.2 220998	ATE Ø 38 - Halter





















	kW			 	! #		
<b>PEUGEOT - 508 I (8D_) 11/10→</b>							
<b>Feder, Bremssattel</b>							
1.6	120	01/12→	←	für Bremsscheibendicke [mm]: 26; für Bremsscheibendurchmesser [mm]: 283	2	11.8116-0356.1 390586	ATE
1.6	121	09/11→					
1.6 BlueHDi 120	88	03/14→					
1.6 HDi	82	11/10→	←	für Bremsscheibendurchmesser [mm]: 304; für Bremsscheibendicke [mm]: 28	2	11.8116-0356.1 390586	ATE
1.6 HDi	84	02/12→					
1.6 HDi	85	09/14→					
1.6 THP	110	11/10→	→		2	11.8116-0340.1 390595	ATE
1.6 THP	115	11/10→					
1.6 VTi	85	11/10→					
1.6 VTi	88	11/10→					
2.0 BlueHDi 150	110	04/14→					
2.0 BlueHDi 180	133	04/14→					
2.0 HDi	100	11/10→					
2.0 HDi	103	11/10→					
2.0 HDi	120	11/10→					
2.2 HDi	150	11/10→					
2.0 HDi Hybrid4 AWC	120	11/10→	←	für Bremsscheibendicke [mm]: 26; für Bremsscheibendurchmesser [mm]: 283	2	11.8116-0356.1 390586	ATE
			←	für Bremsscheibendurchmesser [mm]: 304; für Bremsscheibendicke [mm]: 28	2	11.8116-0356.1 390586	ATE
			→	- eFSB	2	11.8116-0340.1 390595	ATE
2.0 HDi Hybrid4 AWC	147	11/10→	←	06/12→; für Bremsscheibendicke [mm]: 26; für Bremsscheibendurchmesser [mm]: 283	2	11.8116-0356.1 390586	ATE
			←	06/12→; für Bremsscheibendicke [mm]: 28; für Bremsscheibendurchmesser [mm]: 304	2	11.8116-0356.1 390586	ATE
			→	06/12→; - eFSB	2	11.8116-0340.1 390595	ATE
<b>Führungshülzensatz, Bremssattel</b>							
1.6	120	01/12→	←	für Bremsscheibendurchmesser [mm]: 340; für Bremsscheibendicke [mm]: 30		11.0101-5407.2 260011	ATE
1.6	121	09/11→					
1.6 BlueHDi 120	88	03/14→					
1.6 HDi	82	11/10→					
1.6 HDi	84	02/12→					
1.6 HDi	85	09/14→					
1.6 THP	110	11/10→					
1.6 THP	115	11/10→					
1.6 VTi	85	11/10→					
1.6 VTi	88	11/10→					
2.0 BlueHDi 150	110	04/14→					
2.0 BlueHDi 180	133	04/14→					
2.0 HDi	100	11/10→					
2.0 HDi	103	11/10→					
2.0 HDi	120	11/10→					
2.0 HDi Hybrid4 AWC	120	11/10→					
2.2 HDi	150	11/10→					
2.0 HDi Hybrid4 AWC	147	11/10→	←	06/12→; für Bremsscheibendurchmesser [mm]: 340; für Bremsscheibendicke [mm]: 30		11.0101-5407.2 260011	ATE
<b>Führungsbolzen, Bremssattel</b>							
1.6	120	01/12→		für Bremsscheibendurchmesser [mm]: 340; für Bremsscheibendicke [mm]: 30		11.8171-0008.1 990049	ATE
1.6	121	09/11→					
1.6 BlueHDi 120	88	03/14→					
1.6 HDi	82	11/10→					
1.6 HDi	84	02/12→					
1.6 HDi	85	09/14→					
1.6 THP	110	11/10→					
1.6 THP	115	11/10→					
1.6 VTi	85	11/10→					
1.6 VTi	88	11/10→					
2.0 BlueHDi 150	110	04/14→					
2.0 BlueHDi 180	133	04/14→					
2.0 HDi	100	11/10→					
2.0 HDi	103	11/10→					
2.0 HDi	120	11/10→					
2.0 HDi Hybrid4 AWC	120	11/10→					
2.2 HDi	150	11/10→					
2.0 HDi Hybrid4 AWC	147	11/10→		06/12→; für Bremsscheibendurchmesser [mm]: 340; für Bremsscheibendicke [mm]: 30		11.8171-0008.1 990049	ATE
<b>Dichtungssatz, Bremssattel</b>							
1.6	120	01/12→		für Bremsscheibendurchmesser [mm]: 340; für Bremsscheibendicke [mm]: 30		11.0441-6008.2 250038	ATE für Kolben-Ø [mm]: 60
1.6	121	09/11→					
1.6 BlueHDi 120	88	03/14→					
↓							

	kW			 	! #		
<b>PEUGEOT - 508 I (8D_) 11/10→</b>							
<b>Dichtungssatz, Bremsattel</b>							
1.6 HDi	82	11/10→		für Bremsscheibendurchmesser [mm]: 340; für Bremsscheibendicke [mm]: 30		11.0441-6008.2 250038	ATE für Kolben-Ø [mm]: 60
1.6 HDi	84	02/12→					
1.6 HDi	85	09/14→					
1.6 THP	110	11/10→					
1.6 THP	115	11/10→					
1.6 VTi	85	11/10→					
1.6 VTi	88	11/10→					
2.0 BlueHDi 150	110	04/14→					
2.0 BlueHDi 180	133	04/14→					
2.0 HDi	100	11/10→					
2.0 HDi	103	11/10→					
2.0 HDi	120	11/10→					
2.0 HDi Hybrid4 AWC	120	11/10→					
2.2 HDi	150	11/10→					
2.0 HDi Hybrid4 AWC	147	11/10→		06/12→; für Bremsscheibendurchmesser [mm]: 340; für Bremsscheibendicke [mm]: 30		11.0441-6008.2 250038	ATE für Kolben-Ø [mm]: 60
<b> Bremsschlauch</b>							
1.6	120	01/12→	→			24.5151-0638.3 331141	L= 638
1.6	121	09/11→					
1.6 BlueHDi 120	88	03/14→	→			24.5151-0639.3 331142	L= 638
1.6 HDi	82	11/10→					
1.6 HDi	84	02/12→					
1.6 HDi	85	09/14→					
1.6 THP	110	11/10→					
1.6 THP	115	11/10→					
1.6 VTi	85	11/10→					
1.6 VTi	88	11/10→					
2.0 BlueHDi 150	110	04/14→					
2.0 BlueHDi 180	133	04/14→					
2.0 HDi	100	11/10→					
2.0 HDi	103	11/10→					
2.0 HDi	120	11/10→					
2.2 HDi	150	11/10→	←			24.5161-0775.3 331412	L= 775 L1= 310 L2= 220
			←			24.5161-0776.3 331413	L= 775 L1= 310 L2= 220
			→			24.5151-0638.3 331141	L= 638
			→			24.5151-0639.3 331142	L= 638
<b>PEUGEOT - 508 SW I (8E_) 11/10→</b>							
<b> Bremsattel</b>							
1.6	121	02/12→	←			11.9601-9883.2 220917	ATE Ø 60 - Halter
1.6 BlueHDi 120	88	03/14→			für Bremsscheibendurchmesser [mm]: 340; für Bremsscheibendicke [mm]: 30		
1.6 HDi	82	11/10→					
1.6 HDi	84	02/12→	←			11.9601-9884.2 220918	ATE Ø 60 - Halter
1.6 HDi	85	09/14→			für Bremsscheibendurchmesser [mm]: 340; für Bremsscheibendicke [mm]: 30		
1.6 THP	110	11/10→					
1.6 THP	115	11/10→					
1.6 VTi	85	11/10→	→			11.9387-7089.2 220997	ATE Ø 38 - Halter
1.6 VTi	88	11/10→					
2.0 BlueHDi 150	110	04/14→	→			11.9387-7090.2 220998	ATE Ø 38 - Halter
2.0 BlueHDi 180	133	04/14→					
2.0 HDi	100	11/10→					
2.0 HDi	103	11/10→					
2.0 HDi	120	11/10→					
2.2 HDi	150	11/10→					
2.0 HDi 180 RXH	133	10/14→	←			11.9601-9883.2 220917	ATE Ø 60 - Halter
2.0 HDi RXH Hybrid4	120	11/10→			für Bremsscheibendurchmesser [mm]: 340; für Bremsscheibendicke [mm]: 30		
			←			11.9601-9884.2 220918	ATE Ø 60 - Halter
					für Bremsscheibendurchmesser [mm]: 340; für Bremsscheibendicke [mm]: 30		
<b>Feder, Bremsattel</b>							
1.6	121	02/12→	←		für Bremsscheibendurchmesser [mm]: 283; für Bremsscheibendicke [mm]: 26	2 11.8116-0356.1 390586	ATE
1.6 BlueHDi 120	88	03/14→					
1.6 HDi	82	11/10→	←		für Bremsscheibendurchmesser [mm]: 304; für Bremsscheibendicke [mm]: 28	2 11.8116-0356.1 390586	ATE
1.6 HDi	84	02/12→					
1.6 HDi	85	09/14→					
1.6 THP	110	11/10→	→			2 11.8116-0340.1 390595	ATE
1.6 THP	115	11/10→					
1.6 VTi	85	11/10→					
1.6 VTi	88	11/10→					
2.0 BlueHDi 150	110	04/14→					
2.0 BlueHDi 180	133	04/14→					
2.0 HDi	100	11/10→					
2.0 HDi	103	11/10→					
2.0 HDi	120	11/10→					
2.2 HDi	150	11/10→					












	kw			 	! #		
<b>PEUGEOT - 508 SW I (8E_) 11/10→</b>							
<b>Feder, Bremssattel</b>							
2.0 HDi 180 RXH	133	10/14→	←	für Bremsscheibendurchmesser [mm]: 283; für Bremsscheibendicke [mm]: 26	2	11.8116-0356.1 390586	ATE
2.0 HDi RXH Hybrid4	120	11/10→	←	für Bremsscheibendurchmesser [mm]: 304; für Bremsscheibendicke [mm]: 28	2	11.8116-0356.1 390586	ATE
<b>Führungshülzensatz, Bremssattel</b>							
1.6	121	02/12→	←	für Bremsscheibendurchmesser [mm]: 340; für Bremsscheibendicke [mm]: 30		11.0101-5407.2 260011	ATE
1.6 BlueHDi 120	88	03/14→					
1.6 HDi	82	11/10→					
1.6 HDi	84	02/12→					
1.6 HDi	85	09/14→					
1.6 THP	110	11/10→					
1.6 THP	115	11/10→					
1.6 VTi	85	11/10→					
1.6 VTi	88	11/10→					
2.0 BlueHDi 150	110	04/14→					
2.0 BlueHDi 180	133	04/14→					
2.0 HDi	100	11/10→					
2.0 HDi	103	11/10→					
2.0 HDi	120	11/10→					
2.0 HDi 180 RXH	133	10/14→					
2.0 HDi RXH Hybrid4	120	11/10→					
2.2 HDi	150	11/10→					
<b>Führungsbolzen, Bremssattel</b>							
1.6	121	02/12→		für Bremsscheibendurchmesser [mm]: 340; für Bremsscheibendicke [mm]: 30		11.8171-0008.1 990049	ATE
1.6 BlueHDi 120	88	03/14→					
1.6 HDi	82	11/10→					
1.6 HDi	84	02/12→					
1.6 HDi	85	09/14→					
1.6 THP	110	11/10→					
1.6 THP	115	11/10→					
1.6 VTi	85	11/10→					
1.6 VTi	88	11/10→					
2.0 BlueHDi 150	110	04/14→					
2.0 BlueHDi 180	133	04/14→					
2.0 HDi	100	11/10→					
2.0 HDi	103	11/10→					
2.0 HDi	120	11/10→					
2.0 HDi 180 RXH	133	10/14→					
2.0 HDi RXH Hybrid4	120	11/10→					
2.2 HDi	150	11/10→					
<b>Dichtungssatz, Bremssattel</b>							
1.6	121	02/12→		für Bremsscheibendurchmesser [mm]: 340; für Bremsscheibendicke [mm]: 30		11.0441-6008.2 250038	ATE für Kolben-Ø [mm]: 60
1.6 BlueHDi 120	88	03/14→					
1.6 HDi	82	11/10→					
1.6 HDi	84	02/12→					
1.6 HDi	85	09/14→					
1.6 THP	110	11/10→					
1.6 THP	115	11/10→					
1.6 VTi	85	11/10→					
1.6 VTi	88	11/10→					
2.0 BlueHDi 150	110	04/14→					
2.0 BlueHDi 180	133	04/14→					
2.0 HDi	100	11/10→					
2.0 HDi	103	11/10→					
2.0 HDi	120	11/10→					
2.0 HDi 180 RXH	133	10/14→					
2.0 HDi RXH Hybrid4	120	11/10→					
2.2 HDi	150	11/10→					
<b>Bremsschlauch</b>							
1.6	121	02/12→	→	<input type="checkbox"/>		24.5151-0638.3 331141	L= 638
1.6 BlueHDi 120	88	03/14→	→	<input type="checkbox"/>		24.5151-0639.3 331142	L= 638
1.6 HDi	82	11/10→	→	<input type="checkbox"/>			
1.6 HDi	84	02/12→					
1.6 HDi	85	09/14→					
1.6 THP	110	11/10→					
1.6 THP	115	11/10→					
1.6 VTi	85	11/10→					
1.6 VTi	88	11/10→					
2.0 BlueHDi 150	110	04/14→					
2.0 HDi	120	11/10→					
2.0 HDi	100	11/10→	←	<input type="checkbox"/>		24.5161-0775.3 331412	L= 775 L1= 310 L2= 220
2.0 HDi	103	11/10→	←	<input type="checkbox"/>		24.5161-0776.3 331413	L= 775 L1= 310 L2= 220
2.2 HDi	150	11/10→	→	<input type="checkbox"/>		24.5151-0638.3 331141	L= 638
			→	<input type="checkbox"/>		24.5151-0639.3 331142	L= 638












	kw					! #		
<b>PEUGEOT - 605 (6B) 06/89→09/99</b>								
<b>Feder, Bremssattel</b>								
3.0 SV 24	147	08/89→09/99	←	S 90807684 →		2	11.8116-0143.1 390513	ATE
3.0 V6	140	04/97→09/99	←			2	11.8116-0143.1 390513	ATE
<b>Führungshülzensatz, Bremssattel</b>								
3.0 SV 24	147	08/89→09/99	←	S 90807684 →			11.0101-5407.2 260011	ATE
3.0 V6	140	04/97→09/99	←				11.0101-5407.2 260011	ATE
<b>Führungsbolzen, Bremssattel</b>								
3.0 SV 24	147	08/89→09/99	←	S 90807684 →			11.8171-0008.1 990049	ATE
3.0 V6	140	04/97→09/99	←				11.8171-0008.1 990049	ATE
<b>Dichtungssatz, Bremssattel</b>								
2.0	79	02/90→09/99	→	04/90→			11.0441-3305.2 250006	ATE
2.0	84	06/89→09/99						
2.0	89	06/89→09/99						
3.0	123	10/89→09/99						
2.0 16V	97	07/94→09/99	→	09/94→			11.0441-3305.2 250006	ATE
2.0 Turbo	108	07/91→09/99						
2.5 Turbo Diesel	95	07/94→09/99						
2.0 Turbo	104	07/92→09/99	→	12/92→ 08/94			11.0441-3305.2 250006	ATE
2.1 D	60	06/89→07/95	→	04/90→ 08/94			11.0441-3305.2 250006	ATE
2.1 TD 12V	80	08/94→09/99	→				11.0441-3305.2 250006	ATE
2.1 Turbo Diesel	80	06/89→09/99	→	10/90→			11.0441-3305.2 250006	ATE
3.0 SV 24	147	08/89→09/99	←	S 90807684 →			11.0441-5703.2 250145	ATE
			→	04/90→			11.0441-3305.2 250006	ATE
3.0 V6	140	04/97→09/99	←				11.0441-5703.2 250145	ATE
			→				11.0441-3305.2 250006	ATE
<b> Bremsschlauch</b>								
2.0	79	02/90→09/99	←	04/90→		2	24.5118-0520.3 330600	L= 520
2.0	84	06/89→09/99						
2.0	89	06/89→09/99	→	04/90→		2	24.5111-0201.3 330498	L= 200
3.0	123	10/89→09/99					24.5229-0181.3 330533	L= 180
2.0 16V	97	07/94→09/99	←	09/94→		2	24.5118-0520.3 330600	L= 520
2.0 Turbo	108	07/91→09/99						
2.5 Turbo Diesel	95	07/94→09/99	→	09/94→		2	24.5111-0201.3 330498	L= 200
							24.5229-0181.3 330533	L= 180
2.0 Turbo	104	07/92→09/99	←	12/92→ 08/94		2	24.5118-0520.3 330600	L= 520
			→	12/92→ 08/94		2	24.5111-0201.3 330498	L= 200
							24.5229-0181.3 330533	L= 180
2.1 D	60	06/89→07/95	←	04/90→ 08/94		2	24.5118-0520.3 330600	L= 520
			→	04/90→ 08/94		2	24.5111-0201.3 330498	L= 200
							24.5229-0181.3 330533	L= 180
2.1 TD 12V	80	08/94→09/99	←			2	24.5118-0520.3 330600	L= 520
			→			2	24.5111-0201.3 330498	L= 200
							24.5229-0181.3 330533	L= 180
2.1 Turbo Diesel	80	06/89→09/99	←	10/90→		2	24.5118-0520.3 330600	L= 520
			→	10/90→		2	24.5111-0201.3 330498	L= 200
							24.5229-0181.3 330533	L= 180
3.0 SV 24	147	08/89→09/99	←	04/90→; → S 90807683		2	24.5118-0520.3 330600	L= 520
			→	04/90→		2	24.5111-0201.3 330498	L= 200
							24.5229-0181.3 330533	L= 180
3.0 V6	140	04/97→09/99	→			2	24.5111-0201.3 330498	L= 200
							24.5229-0181.3 330533	L= 180
<b>PEUGEOT - 607 (9D, 9U) 01/00→</b>								
<b> Bremssattel</b>								
2.0	100	02/00→08/05	←	☐; 12/04→			24.3451-1719.7 220763	TRW Ø 45 Ø2 40 - Halter
2.0 HDI	80	05/00→09/05	←	☐; 12/04→			24.3451-1720.5 240917	TRW Ø 45 Ø2 40 - Halter
2.2 16V	116	02/00→08/05						
2.2 HDi	98	02/00→02/06	→	☐; 12/04→			24.3387-1715.5 240870	TRW Ø 38 - Halter
			→	☐; 12/04→			24.3387-1716.5 240871	TRW Ø 38 - Halter
2.0 HDI	100	09/05→07/11	←	☐; → 12/10			24.3451-1719.7 220763	TRW Ø 45 Ø2 40 - Halter
2.7 HDi 24V	150	12/04→07/11						
↓								








	kw			 	! #		
<b>PEUGEOT - 607 (9D, 9U) 01/00 →</b>							
 <b>Bremssattel</b>							
3.0 V6 24V	155	03/04 → 07/11	←	☐; → 12/10		24.3451-1720.5 240917	TRW Ø 45 Ø2 40 - Halter
			→	☐; → 12/10		24.3387-1715.5 240870	TRW Ø 38 - Halter
			→	☐; → 12/10		24.3387-1716.5 240871	TRW Ø 38 - Halter
2.2 16V	120	09/05 → 06/10	←	☐		24.3451-1719.7 220763	TRW Ø 45 Ø2 40 - Halter
2.2 HDi	125	05/06 → 06/10	←	☐		24.3451-1720.5 240917	TRW Ø 45 Ø2 40 - Halter
			→	☐		24.3387-1715.5 240870	TRW Ø 38 - Halter
			→	☐		24.3387-1716.5 240871	TRW Ø 38 - Halter
<b>Dichtungssatz, Bremssattel</b>							
2.0	100	02/00 → 08/05		→ 11/04		11.0441-3305.2 250006	ATE
2.0 HDI	80	05/00 → 09/05					
2.2 16V	116	02/00 → 08/05					
2.2 HDi	98	02/00 → 02/06					
2.0 HDi	79	03/01 → 09/04		→ 07/04		11.0441-3305.2 250006	ATE
3.0 V6 24V	152	02/00 → 07/04				11.0441-3305.2 250006	ATE
 <b>Bremsschlauch</b>							
2.0	100	02/00 → 08/05	→	→ 11/04	2	24.5111-0201.3 330498	L= 200
2.0 HDI	80	05/00 → 09/05					
2.2 16V	116	02/00 → 08/05					
2.2 HDi	98	02/00 → 02/06					
2.0 HDi	79	03/01 → 09/04	→	→ 07/04	2	24.5111-0201.3 330498	L= 200
3.0 V6 24V	152	02/00 → 07/04	→		2	24.5111-0201.3 330498	L= 200
<b>PEUGEOT - 806 (221) 06/94 → 08/02</b>							
 <b>Bremssattel</b>							
1.8	73	07/95 → 08/02	←	☐; 10/96 → 06/02		24.3571-1711.5 240159	BDX Ø 57 - Halter
			←	☐; 10/96 → 06/02		24.3571-1712.5 240160	BDX Ø 57 - Halter
			→	☐; 10/96 → 06/02; + ABS		24.3361-9975.5 240541	ATE Ø 36 - Halter
			→	☐; 10/96 → 06/02; + ABS		24.3361-9976.5 240542	ATE Ø 36 - Halter
1.9 TD	66	07/95 → 08/02	←	☐; → 06/02		24.3571-1709.5 240153	TRW Ø 57 - Halter
1.9 TD	68	05/97 → 08/02	←	☐; → 06/02		24.3571-1710.5 240154	TRW Ø 57 - Halter
2.0 HDI	80	08/99 → 08/02	←	☐; → 06/02		24.3571-1710.5 240154	TRW Ø 57 - Halter
2.0 HDI 16V	80	08/99 → 08/02	→	☐; + ABS; → 06/02		24.3361-9975.5 240541	ATE Ø 36 - Halter
			→	☐; + ABS; → 06/02		24.3361-9976.5 240542	ATE Ø 36 - Halter
2.0	89	06/94 → 08/02	←	☐; 08/94 → 06/02		24.3571-1709.5 240153	TRW Ø 57 - Halter
			←	☐; 08/94 → 06/02		24.3571-1710.5 240154	TRW Ø 57 - Halter
			→	☐; 08/94 →; + ABS; → 06/02		24.3361-9975.5 240541	ATE Ø 36 - Halter
			→	☐; 08/94 →; + ABS; → 06/02		24.3361-9976.5 240542	ATE Ø 36 - Halter
2.0 16V	97	05/98 → 09/00	←	☐; 10/98 →		24.3571-1709.5 240153	TRW Ø 57 - Halter
			←	☐; 10/98 →		24.3571-1710.5 240154	TRW Ø 57 - Halter
			→	☐; 10/98 →		24.3361-9975.5 240541	ATE Ø 36 - Halter
			→	☐; 10/98 →		24.3361-9976.5 240542	ATE Ø 36 - Halter
2.0 16V	100	09/00 → 08/02	←	☐; → 06/02		24.3571-1709.5 240153	TRW Ø 57 - Halter
			←	☐; → 06/02		24.3571-1710.5 240154	TRW Ø 57 - Halter
			→	☐; → 06/02		24.3361-9975.5 240541	ATE Ø 36 - Halter
			→	☐; → 06/02		24.3361-9976.5 240542	ATE Ø 36 - Halter
2.0 Turbo	108	06/94 → 08/02	←	☐; 08/94 → 06/02		24.3571-1709.5 240153	TRW Ø 57 - Halter
			←	☐; 08/94 → 06/02		24.3571-1710.5 240154	TRW Ø 57 - Halter
			→	☐; 08/94 → 06/02		24.3361-9975.5 240541	ATE Ø 36 - Halter
			→	☐; 08/94 → 06/02		24.3361-9976.5 240542	ATE Ø 36 - Halter
2.1 td 12V	80	06/96 → 08/99	←	☐		24.3571-1709.5 240153	TRW Ø 57 - Halter
			←	☐		24.3571-1710.5 240154	TRW Ø 57 - Halter
			→	☐		24.3361-9975.5 240541	ATE Ø 36 - Halter
			→	☐		24.3361-9976.5 240542	ATE Ø 36 - Halter
<b>Feder, Bremssattel</b>							
1.8	73	07/95 → 08/02	→	10/96 → 06/02; + ABS	2	11.8116-0073.1 390498	ATE
1.9 TD	66	07/95 → 08/02	→	+ ABS; → 06/02	2	11.8116-0073.1 390498	ATE
↓							










	kW			 	! #		
<b>PEUGEOT - 806 (221) 06/94 → 08/02</b>							
<b>Feder, Bremssattel</b>							
1.9 TD 2.0 HDI 2.0 HDI 16V	68 80 80	05/97 → 08/02 08/99 → 08/02 08/99 → 08/02	➡	+ ABS; → 06/02	2	11.8116-0073.1 390498	ATE
2.0	89	06/94 → 08/02	➡	08/94 →; + ABS; → 06/02	2	11.8116-0073.1 390498	ATE
2.0 16V	97	05/98 → 09/00	➡	10/98 →	2	11.8116-0073.1 390498	ATE
2.0 16V	100	09/00 → 08/02	➡	→ 06/02	2	11.8116-0073.1 390498	ATE
2.0 Turbo	108	06/94 → 08/02	➡	08/94 → 06/02	2	11.8116-0073.1 390498	ATE
2.1 td 12V	80	06/96 → 08/99	➡		2	11.8116-0073.1 390498	ATE
<b>Führungshülzensatz, Bremssattel</b>							
1.8	73	07/95 → 08/02	➡	10/96 → 06/02; + ABS		11.0101-5407.2 260011	ATE
1.9 TD 1.9 TD 2.0 HDI 2.0 HDI 16V	66 68 80 80	07/95 → 08/02 05/97 → 08/02 08/99 → 08/02 08/99 → 08/02	➡	+ ABS; → 06/02		11.0101-5407.2 260011	ATE
2.0	89	06/94 → 08/02	➡	08/94 →; + ABS; → 06/02		11.0101-5407.2 260011	ATE
2.0 16V	97	05/98 → 09/00	➡	10/98 →		11.0101-5407.2 260011	ATE
2.0 16V	100	09/00 → 08/02	➡	→ 06/02		11.0101-5407.2 260011	ATE
2.0 Turbo	108	06/94 → 08/02	➡	08/94 → 06/02		11.0101-5407.2 260011	ATE
2.1 td 12V	80	06/96 → 08/99	➡			11.0101-5407.2 260011	ATE
<b>Dichtungssatz, Bremssattel</b>							
1.8	73	07/95 → 08/02	➡	10/96 → 06/02; + ABS		11.0441-3602.2 250008	ATE
1.9 TD 1.9 TD 2.0 HDI 2.0 HDI 16V	66 68 80 80	07/95 → 08/02 05/97 → 08/02 08/99 → 08/02 08/99 → 08/02	➡	+ ABS; → 06/02		11.0441-3602.2 250008	ATE
2.0	89	06/94 → 08/02	➡	08/94 →; + ABS; → 06/02		11.0441-3602.2 250008	ATE
2.0 16V	97	05/98 → 09/00	➡	10/98 →		11.0441-3602.2 250008	ATE
2.0 16V	100	09/00 → 08/02	➡	→ 06/02		11.0441-3602.2 250008	ATE
2.0 Turbo	108	06/94 → 08/02	➡	08/94 → 06/02		11.0441-3602.2 250008	ATE
2.1 td 12V	80	06/96 → 08/99	➡			11.0441-3602.2 250008	ATE
<b> Bremsschlauch</b>							
1.8	73	07/95 → 08/02	←	10/96 → 06/02	2	24.5118-0471.3 330528	L= 473
			➡	10/96 → 06/02; für Fahrzeuge mit Scheibenbremse an der Hinterachse	2	24.5111-0301.3 330499	L= 300
			➡	10/96 → 06/02	2	24.5229-0251.3 330535	L= 250
1.9 TD 1.9 TD 2.0 HDI 2.0 HDI 16V	66 68 80 80	07/95 → 08/02 05/97 → 08/02 08/99 → 08/02 08/99 → 08/02	←	→ 06/02	2	24.5118-0471.3 330528	L= 473
			➡	→ 06/02; für Fahrzeuge mit Scheibenbremse an der Hinterachse	2	24.5111-0301.3 330499	L= 300
			➡	→ 06/02	2	24.5229-0251.3 330535	L= 250
2.0	89	06/94 → 08/02	←	08/94 → 06/02	2	24.5118-0471.3 330528	L= 473
			➡	08/94 → 06/02; für Fahrzeuge mit Scheibenbremse an der Hinterachse	2	24.5111-0301.3 330499	L= 300
			➡	08/94 → 06/02	2	24.5229-0251.3 330535	L= 250
2.0 16V	97	05/98 → 09/00	←	10/98 →	2	24.5118-0471.3 330528	L= 473
			➡	10/98 →	2	24.5111-0301.3 330499	L= 300
						24.5229-0251.3 330535	L= 250
2.0 16V	100	09/00 → 08/02	←	→ 06/02	2	24.5118-0471.3 330528	L= 473
			➡	→ 06/02	2	24.5111-0301.3 330499	L= 300
						24.5229-0251.3 330535	L= 250
2.0 Turbo	108	06/94 → 08/02	←	08/94 → 06/02	2	24.5118-0471.3 330528	L= 473
			➡	08/94 → 06/02	2	24.5111-0301.3 330499	L= 300
						24.5229-0251.3 330535	L= 250
2.1 td 12V	80	06/96 → 08/99	←		2	24.5118-0471.3 330528	L= 473
			➡		2	24.5111-0301.3 330499	L= 300
						24.5229-0251.3 330535	L= 250


























	kw			 	! #		
<b>PEUGEOT - 807 (E) 06/02→</b>							
 <b>Bremssattel</b>							
2.0	100	06/02→	←	☐; → 06/14		24.3601-1711.7 220607	TRW Ø 60 - Halter
2.0 16V	103	09/05→	←	☐; → 06/14		24.3601-1712.7 220608	TRW Ø 60 - Halter
2.0 HDi	79	06/02→	→	☐; → 06/14		24.3384-1761.5 240850	TRW Ø 38 - Halter
2.0 HDi	100	06/06→	→	☐; → 06/14		24.3384-1762.5 240851	TRW Ø 38 - Halter
2.2	116	06/02→	→	☐; → 06/14			
2.2 HDi	94	06/02→	→	☐; → 06/14			
2.2 HDi	100	04/04→	→	☐; → 06/14			
2.0 HDi	80	04/04→05/06	←	☐; → 05/06		24.3601-1711.7 220607	TRW Ø 60 - Halter
			←	☐; → 05/06		24.3601-1712.7 220608	TRW Ø 60 - Halter
			→	☐; → 05/06		24.3384-1761.5 240850	TRW Ø 38 - Halter
			→	☐; → 05/06		24.3384-1762.5 240851	TRW Ø 38 - Halter
2.0 HDi	88	02/06→	←	☐; 11/06→ 06/14		24.3601-1711.7 220607	TRW Ø 60 - Halter
			←	☐; 11/06→ 06/14		24.3601-1712.7 220608	TRW Ø 60 - Halter
			→	☐; 11/06→ 06/14		24.3384-1761.5 240850	TRW Ø 38 - Halter
			→	☐; 11/06→ 06/14		24.3384-1762.5 240851	TRW Ø 38 - Halter
2.0 HDi	120	06/09→	←	☐; → 06/14		24.3451-1855.5 240659	TRW Ø1 40 Ø2 45 - Halter
			←	☐; → 06/14		24.3451-1856.5 240660	TRW Ø1 40 Ø2 45 - Halter
			→	☐; → 06/14		24.3384-1761.5 240850	TRW Ø 38 - Halter
			→	☐; → 06/14		24.3384-1762.5 240851	TRW Ø 38 - Halter
2.2 HDi	120	06/06→	←	☐; 10/07→ 06/14		24.3451-1855.5 240659	TRW Ø1 40 Ø2 45 - Halter
2.2 HDi	125	06/06→	←	☐; 10/07→ 06/14		24.3451-1856.5 240660	TRW Ø1 40 Ø2 45 - Halter
			→	☐; 10/07→ 06/14		24.3384-1761.5 240850	TRW Ø 38 - Halter
			→	☐; 10/07→ 06/14		24.3384-1762.5 240851	TRW Ø 38 - Halter
3.0 V6	150	06/02→	→	☐; → 06/14		24.3384-1761.5 240850	TRW Ø 38 - Halter
			→	☐; → 06/14		24.3384-1762.5 240851	TRW Ø 38 - Halter
 <b>Bremsschlauch</b>							
2.0	100	06/02→	←	→ 06/14	2	24.5111-0462.3 330555	L= 460
2.0 16V	103	09/05→	→	→ 06/14	2	24.5229-0251.3 330535	L= 250
2.0 HDi	79	06/02→					
2.0 HDi	100	06/06→					
2.2	116	06/02→					
2.2 HDi	94	06/02→					
2.2 HDi	100	04/04→					
2.0 HDi	80	04/04→05/06	←	→ 05/06	2	24.5111-0462.3 330555	L= 460
			→	→ 05/06	2	24.5229-0251.3 330535	L= 250
2.0 HDi	88	02/06→	←	11/06→ 06/14	2	24.5111-0462.3 330555	L= 460
			→	11/06→ 06/14	2	24.5229-0251.3 330535	L= 250
2.0 HDi	120	06/09→	←	→ 06/14	2	24.5144-0500.3 331169	L= 500
			→	→ 06/14	2	24.5229-0251.3 330535	L= 250
2.2 HDi	120	06/06→	←	10/07→ 06/14	2	24.5144-0500.3 331169	L= 500
2.2 HDi	125	06/06→	→	10/07→ 06/14	2	24.5229-0251.3 330535	L= 250
3.0 V6	150	06/02→	→	→ 06/14	2	24.5229-0251.3 330535	L= 250
<b>PEUGEOT - 1007 (KM_) 04/05→</b>							
 <b>Bremssattel</b>							
1.4	54	04/05→	←	☐; → 02/11		24.3541-1771.5 240239	BOS Ø 54 - Halter
1.4 16V	65	10/05→	←	☐; → 02/11		24.3541-1772.5 240240	BOS Ø 54 - Halter
1.4 HDi	50	04/05→	←	☐; → 02/11			
1.6 16V	80	04/05→	←	☐; → 02/11		24.3541-1771.5 240239	BOS Ø 54 - Halter
			←	☐; → 02/11		24.3541-1772.5 240240	BOS Ø 54 - Halter
			→	☐; → 02/11		24.3387-1705.5 240926	TRW Ø 38 - Halter
			→	☐; → 02/11		24.3387-1706.5 240927	TRW Ø 38 - Halter
1.6 HDi	80	06/07→	←	☐; → 02/11		24.3541-1761.5 240233	Ø 54 - Halter
			←	☐; → 02/11		24.3541-1762.5 240234	Ø 54 - Halter
			→	☐; → 02/11		24.3387-1705.5 240926	TRW Ø 38 - Halter
			→	☐; → 02/11		24.3387-1706.5 240927	TRW Ø 38 - Halter
 <b>Bremsschlauch</b>							
1.4	54	04/05→	←	→ 02/11	2	24.5111-0446.3 331055	L= 445
↓							

	kw			 	! #		
<b>PEUGEOT - 1007 (KM_) 04/05→</b>							
 <b>Bremsschlauch</b>							
1.4 16V	65	10/05→	→	→Orga 10583	2	24.5246-0185.3 330881	L= 185
1.4 HDi	50	04/05→	→	Orga 10584→; → 02/11	2	24.5246-0190.3 330697	L= 190
1.6 16V	80	04/05→					
1.6 HDi	80	06/07→	←	→ 02/11	2	24.5111-0460.3 330603	L= 460
			→	→ 02/11	2	24.5246-0190.3 330697	L= 190
<b>PEUGEOT - 2008 (CU_) 03/13→</b>							
 <b>Bremssattel</b>							
1.2 PureTech 82	61	03/18→	←	☐; für Bremsscheibendurchmesser [mm]: 266	24.3541-1771.5	240239	BOS Ø 54 - Halter
1.2 THP 110	81	01/15→	←	☐; für Bremsscheibendurchmesser [mm]: 266	24.3541-1772.5	240240	BOS Ø 54 - Halter
1.2 THP 130	96	01/15→					
1.2 VTi	60	03/13→	←	☐; für Bremsscheibendurchmesser [mm]: 266	24.3387-1733.5	240655	TRW Ø 38 - Halter
1.4 HDi	50	06/13→					
1.5 BlueHDi 100	75	05/18→	→	☐	24.3387-1734.5	240656	TRW Ø 38 - Halter
1.5 BlueHDi 120	88	05/18→					
1.6 BlueHDi 100	73	01/15→	→	☐	24.3387-1734.5	240656	TRW Ø 38 - Halter
1.6 BlueHDi 120	88	07/14→					
1.6 BlueHDi 75	55	01/15→	→	☐	24.3387-1734.5	240656	TRW Ø 38 - Halter
1.6 HDi	68	03/13→					
1.6 HDi	84	03/13→	→	☐	24.3387-1734.5	240656	TRW Ø 38 - Halter
1.6 HDi	85	07/14→					
1.6 VTi	88	03/13→	→	☐	24.3387-1734.5	240656	TRW Ø 38 - Halter
 <b>Bremsschlauch</b>							
1.2 PureTech 82	61	03/18→	←		2	24.5111-0496.3 331371	L= 495
1.2 THP 110	81	01/15→	→		2	24.5239-0190.3 330966	L= 190
1.2 THP 130	96	01/15→					
1.2 VTi	60	03/13→	←		2	24.5111-0496.3 331371	L= 495
1.4 HDi	50	06/13→					
1.5 BlueHDi 100	75	05/18→	←		2	24.5239-0190.3 330966	L= 190
1.5 BlueHDi 120	88	05/18→					
1.6 BlueHDi 100	73	01/15→	←		2	24.5239-0190.3 330966	L= 190
1.6 BlueHDi 120	88	07/14→					
1.6 BlueHDi 75	55	01/15→	←		2	24.5239-0190.3 330966	L= 190
1.6 HDi	68	03/13→					
1.6 HDi	84	03/13→	←		2	24.5239-0190.3 330966	L= 190
1.6 HDi	85	07/14→					
1.6 VTi	88	03/13→	←		2	24.5111-0496.3 331371	L= 495
<b>PEUGEOT - 3008 Großraumlimousine (0U_) 06/09→12/16</b>							
 <b>Bremssattel</b>							
1.6 THP	110	06/09→	←	☐	11.9571-9939.2	220923	ATE Ø 57 - Halter
1.6 THP	115	06/09→	←	☐	11.9571-9940.2	220924	ATE Ø 57 - Halter
1.6 Turbo	121	05/14→					
2.0 HDi	100	09/11→	←	☐	11.9601-9717.2	220901	ATE Ø 60 - Halter
2.0 HDi	120	06/09→					
2.0 HDi 150 / BlueHDi 150	110	06/09→	←	☐	11.9601-9718.2	220902	ATE Ø 60 - Halter
2.0 HDi Hybrid4	120	02/11→					
2.0 HDi Hybrid4	147	11/11→	←	☐	11.9601-9718.2	220902	ATE Ø 60 - Halter
<b>Feder, Bremssattel</b>							
1.6 THP	110	06/09→	←		2	11.8116-0356.1 390586	ATE
1.6 THP	115	06/09→					
1.6 Turbo	121	05/14→	←		2	11.8116-0356.1 390586	ATE
2.0 HDi	100	09/11→					
2.0 HDi	120	06/09→	←		2	11.8116-0356.1 390586	ATE
2.0 HDi 150 / BlueHDi 150	110	06/09→					
2.0 HDi Hybrid4	120	02/11→	←		2	11.8116-0356.1 390586	ATE
2.0 HDi Hybrid4	147	11/11→					
<b>Führungshülzensatz, Bremssattel</b>							
1.6 THP	110	06/09→	←		11.0101-5704.2	260095	ATE
1.6 THP	115	06/09→					
1.6 Turbo	121	05/14→	←		11.0101-5704.2	260095	ATE
2.0 HDi	100	09/11→					
2.0 HDi	120	06/09→	←		11.0101-5704.2	260095	ATE
2.0 HDi 150 / BlueHDi 150	110	06/09→					
2.0 HDi Hybrid4	120	02/11→	←		11.0101-5704.2	260095	ATE
2.0 HDi Hybrid4	147	11/11→					
<b>Führungsbolzen, Bremssattel</b>							
1.6 THP	110	06/09→			11.8171-0008.1	990049	ATE
1.6 THP	115	06/09→					
1.6 Turbo	121	05/14→			11.8171-0008.1	990049	ATE
↓							








	kW			 	! #		
<b>PEUGEOT - 3008 Großraumlimousine (0U_) 06/09→12/16</b>							
<b>Führungsbolzen, Bremsattel</b>							
2.0 HDi	100	09/11→				11.8171-0008.1	990049 ATE
2.0 HDi	120	06/09→					
2.0 HDi 150 / BlueHDi 150	110	06/09→					
2.0 HDi Hybrid4	120	02/11→					
2.0 HDi Hybrid4	147	11/11→					
<b>Dichtungssatz, Bremsattel</b>							
2.0 HDi Hybrid4	120	02/11→				11.0441-6008.2	250038 ATE für Kolben-Ø [mm]: 60
2.0 HDi Hybrid4	147	11/11→					
<b>Bremsschlauch</b>							
1.2	96	01/15→	←		2	24.5111-0435.3	331538 L= 425
1.6 BlueHDi 120	88	05/14→					
1.6 HDi	80	06/09→	→		2	24.5246-0190.3	330697 L= 190
1.6 HDi	82	12/09→08/16					
1.6 HDi	84	03/13→					
1.6 HDi 115 / BlueHDi 115	85	02/13→					
1.6 THP	110	06/09→					
1.6 THP	115	06/09→					
1.6 Turbo	121	05/14→					
1.6 VTi	88	06/09→					
2.0 HDi	100	09/11→					
2.0 HDi	120	06/09→					
2.0 HDi 150 / BlueHDi 150	110	06/09→					
2.0 HDi Hybrid4	120	02/11→	←		2	24.5111-0435.3	331538 L= 425
2.0 HDi Hybrid4	147	11/11→					
<b>PEUGEOT - 3008 SUV (M_) 05/16→</b>							
<b>Führungshülzensatz, Bremsattel</b>							
1.2	96	05/16→	←		2	11.0101-5407.2	260011 ATE
1.5 BlueHDi 130	96	02/18→					
1.6 BlueHDi 100	73	11/16→					
1.6 BlueHDi 115	85	11/16→					
1.6 BlueHDi 120	88	05/16→					
1.6 THP 165	121	05/16→					
2.0 BlueHDi 136	100	11/16→					
2.0 BlueHDi 150	110	05/16→					
2.0 BlueHDi 180	130	01/18→					
2.0 BlueHDi 180	133	05/16→					
<b>PEUGEOT - 4007 (GP_) 02/07→</b>							
<b>Bremssattel</b>							
2.0	108	11/10→	←	☐; → 11/12		24.3431-1701.5	240437 Ø 43 - Halter
2.0 4x4	108	11/10→					
2.2 HDi	115	02/07→	←	☐; → 11/12		24.3431-1702.5	240438 Ø 43 - Halter
2.4 16V	125	01/08→					
<b>Bremsschlauch</b>							
2.0	108	11/10→	←	☐; → 11/12		24.5286-0600.3	331173 L= 600
2.0 4x4	108	11/10→	←	☐; → 11/12		24.5286-0601.3	331174 L= 600
2.2 HDi	115	02/07→	←	☐; → 11/12		24.5286-0600.3	331173 L= 600
2.4 16V	125	01/08→	←	☐; → 11/12		24.5286-0601.3	331174 L= 600
			→	☐; Orga 12719→; → 11/12		24.5247-0275.3	331244 L= 275
			→	☐; →Orga 12718		24.5247-0275.3	331244 L= 275
<b>PEUGEOT - 5008 (0U_, 0E_) 06/09→</b>							
<b>Bremssattel</b>							
1.2	96	01/15→	←	☐		11.9601-9717.2	220901 ATE Ø 60 - Halter
1.6 16V	88	09/09→					
1.6 16V	115	09/09→	←	☐		11.9601-9718.2	220902 ATE Ø 60 - Halter
1.6 BlueHDi 120	88	05/14→03/17					
1.6 HDi	80	09/09→					
1.6 HDi	82	08/10→					
1.6 HDi	84	03/13→					
1.6 THP 150	110	02/12→					
1.6 THP 163	120	02/12→					
1.6 THP 165	121	02/12→					
2.0 HDi	120	09/09→					
2.0 HDi 136 / BlueHDi 136	100	02/12→					
2.0 HDi 150 / BlueHDi 150	110	06/09→	←	☐; 09/09→		11.9601-9717.2	220901 ATE Ø 60 - Halter
↓							

	kW			 	! #		
<b>PEUGEOT - 5008 (OU_, 0E_) 06/09→</b>							
 <b>Bremssattel</b>							
2.0 HDi 150 / BlueHDi 150	110	06/09→	←	☐; 09/09→		11.9601-9718.2 220902	ATE Ø 60 - Halter
<b>Feder, Bremssattel</b>							
1.2	96	01/15→	←		2	11.8116-0356.1 390586	ATE
1.6 16V	88	09/09→					
1.6 16V	115	09/09→					
1.6 BlueHDi 120	88	05/14→03/17					
1.6 HDi	80	09/09→					
1.6 HDi	82	08/10→					
1.6 HDi	84	03/13→					
1.6 THP 150	110	02/12→					
1.6 THP 163	120	02/12→					
1.6 THP 165	121	02/12→					
2.0 HDi	120	09/09→					
2.0 HDi 136 / BlueHDi 136	100	02/12→					
2.0 HDi 150 / BlueHDi 150	110	06/09→	←	09/09→	2	11.8116-0356.1 390586	ATE
<b>Führungshülzensatz, Bremssattel</b>							
1.2	96	01/15→	←			11.0101-5704.2 260095	ATE
1.6 16V	88	09/09→					
1.6 16V	115	09/09→					
1.6 BlueHDi 120	88	05/14→03/17					
1.6 HDi	80	09/09→					
1.6 HDi	82	08/10→					
1.6 HDi	84	03/13→					
1.6 THP 150	110	02/12→					
1.6 THP 163	120	02/12→					
1.6 THP 165	121	02/12→					
2.0 HDi	120	09/09→					
2.0 HDi 136 / BlueHDi 136	100	02/12→					
2.0 HDi 150 / BlueHDi 150	110	06/09→	←	09/09→		11.0101-5704.2 260095	ATE
<b>Führungsbolzen, Bremssattel</b>							
1.2	96	01/15→				11.8171-0008.1 990049	ATE
1.6 16V	88	09/09→					
1.6 16V	115	09/09→					
1.6 BlueHDi 120	88	05/14→03/17					
1.6 HDi	80	09/09→					
1.6 HDi	82	08/10→					
1.6 HDi	84	03/13→					
1.6 THP 150	110	02/12→					
1.6 THP 163	120	02/12→					
1.6 THP 165	121	02/12→					
2.0 HDi	120	09/09→					
2.0 HDi 136 / BlueHDi 136	100	02/12→					
2.0 HDi 150 / BlueHDi 150	110	06/09→		09/09→		11.8171-0008.1 990049	ATE
<b>Dichtungssatz, Bremssattel</b>							
1.2	96	01/15→	←			11.0441-6008.2 250038	ATE für Kolben-Ø [mm]: 60
1.6 16V	88	09/09→					
1.6 16V	115	09/09→					
1.6 BlueHDi 120	88	05/14→03/17					
1.6 HDi	80	09/09→					
1.6 HDi	82	08/10→					
1.6 HDi	84	03/13→					
1.6 THP 150	110	02/12→					
1.6 THP 163	120	02/12→					
1.6 THP 165	121	02/12→					
2.0 HDi	120	09/09→					
2.0 HDi 136 / BlueHDi 136	100	02/12→					
2.0 HDi 150 / BlueHDi 150	110	06/09→	←	09/09→		11.0441-6008.2 250038	ATE für Kolben-Ø [mm]: 60
 <b>Bremsschlauch</b>							
1.2	96	01/15→	←		2	24.5111-0435.3 331538	L= 425
1.6 16V	88	09/09→					
1.6 16V	115	09/09→	→		2	24.5246-0216.3 331022	L= 216,6
1.6 BlueHDi 120	88	05/14→03/17					
1.6 HDi	80	09/09→					
1.6 HDi	82	08/10→					
1.6 HDi	84	03/13→					
1.6 THP 150	110	02/12→					
1.6 THP 163	120	02/12→					
↓							










	kw					! #		
<b>PEUGEOT - 5008 (0U_, 0E_) 06/09→</b>								
 <b>Bremsschlauch</b>								
1.6 THP 165	121	02/12→	←		2	24.5111-0435.3	331538	L= 425
2.0 HDi	120	09/09→	→		2	24.5246-0216.3	331022	L= 216,6
2.0 HDi 136 / BlueHDi 136	100	02/12→	→					
2.0 HDi 150 / BlueHDi 150	110	06/09→	←	09/09→	2	24.5111-0435.3	331538	L= 425
			→	09/09→	2	24.5246-0216.3	331022	L= 216,6
<b>PEUGEOT - BIPPER (AA_) 02/08→</b>								
 <b>Bremssattel</b>								
1.3 HDi 75	55	10/10→	←	☐		24.3541-1769.5	240601	BOS Ø 54 - Halter
1.4	54	02/08→	←	☐		24.3541-1770.5	240602	BOS Ø 54 - Halter
1.4 HDi	50	02/08→	←	☐				
 <b>Bremsschlauch</b>								
1.3 HDi 75	55	10/10→	←		2	24.5112-0402.3	331297	L= 402
1.4	54	02/08→	→		2	24.5228-0181.3	331279	L= 180
1.4 HDi	50	02/08→	→					
<b>PEUGEOT - BIPPER Tepee 04/08→</b>								
 <b>Bremssattel</b>								
1.3 HDi 75	55	10/10→	←	☐		24.3541-1769.5	240601	BOS Ø 54 - Halter
1.3 HDi 80	59	12/15→	←	☐		24.3541-1770.5	240602	BOS Ø 54 - Halter
1.4	54	04/08→	←	☐				
1.4 HDi	50	04/08→	←	☐				
 <b>Bremsschlauch</b>								
1.3 HDi 75	55	10/10→	←		2	24.5112-0402.3	331297	L= 402
1.3 HDi 80	59	12/15→	→		2	24.5228-0181.3	331279	L= 180
1.4	54	04/08→	→					
1.4 HDi	50	04/08→	→					
<b>PEUGEOT - BOXER Bus 09/05→</b>								
 <b>Bremssattel</b>								
2.0 BlueHDi 110	81	07/15→	←	☐; Nutzlast leicht 16Q; Nutzlast [kg]: 1.600; nicht für erhöhte Nutzlast		24.3521-1711.5	240755	BRE Ø1 52 Ø2 46 - Halter
2.0 BlueHDi 130	96	07/15→	←	☐; Nutzlast leicht 16Q; Nutzlast [kg]: 1.600; nicht für erhöhte Nutzlast		24.3521-1712.5	240756	BRE Ø1 52 Ø2 46 - Halter
2.0 BlueHDi 160	120	07/15→	←	☐; Nutzlast leicht 16Q; Nutzlast [kg]: 1.600; nicht für erhöhte Nutzlast				
2.2 HDi 100	74	04/06→	←	☐; Nutzlast leicht 16Q; Nutzlast [kg]: 1.600; nicht für erhöhte Nutzlast		24.3521-1711.5	240755	BRE Ø1 52 Ø2 46 - Halter
2.2 HDi 110	81	03/11→	←	☐; Nutzlast leicht 16Q; Nutzlast [kg]: 1.600; nicht für erhöhte Nutzlast				
2.2 HDi 120	88	04/06→	←	☐; Nutzlast leicht 16Q; Nutzlast [kg]: 1.600; nicht für erhöhte Nutzlast		24.3521-1712.5	240756	BRE Ø1 52 Ø2 46 - Halter
2.2 HDi 130	96	03/11→	←	☐; Nutzlast leicht 16Q; Nutzlast [kg]: 1.600; nicht für erhöhte Nutzlast				
2.2 HDi 150	110	03/11→	←	☐; Nutzlast leicht 16Q; Nutzlast [kg]: 1.600; nicht für erhöhte Nutzlast		24.3521-1713.5	240762	Ø1 52 Ø2 46 - Halter
3.0 HDi 145	107	04/10→	←	☐; Nutzlast leicht 16Q; Nutzlast [kg]: 1.600; nicht für erhöhte Nutzlast				
3.0 HDi 160	116	04/06→	←	☐; Nutzlast leicht 16Q; Nutzlast [kg]: 1.600; nicht für erhöhte Nutzlast		24.3521-1714.5	240763	Ø1 52 Ø2 46 - Halter
3.0 HDi 175	130	03/11→	←	☐; Nutzlast leicht 16Q; Nutzlast [kg]: 1.600; nicht für erhöhte Nutzlast				
			→	☐		24.3481-1811.5	240758	BOS Ø 48 - Halter
			→	☐		24.3481-1812.5	240759	BOS Ø 48 - Halter
 <b>Bremsschlauch</b>								
2.0 BlueHDi 110	81	07/15→	←		2	24.5112-0492.3	331217	L= 492
2.0 BlueHDi 130	96	07/15→	→	kurzer Radstand	2	24.5112-0417.3	331298	L= 417
2.0 BlueHDi 160	120	07/15→	→	langer Radstand	2	83.7101-9489.3	330906	L= 488,5
2.2 HDi 100	74	04/06→	→					
2.2 HDi 110	81	03/11→	→					
2.2 HDi 120	88	04/06→	→					
2.2 HDi 130	96	03/11→	→					
2.2 HDi 150	110	03/11→	→					
3.0 HDi 145	107	04/10→	→					
3.0 HDi 160	116	04/06→	→					
3.0 HDi 175	130	03/11→	→					
<b>PEUGEOT - BOXER Bus (230P) 03/94→04/02</b>								
 <b>Bremssattel</b>								
1.9 D	51	03/94→04/02	←	☐; → 10/01; Nutzlast [kg]: 1.000; - ABS		24.3481-1719.5	240155	TRW Ø1 40 Ø2 48 - Halter
			←	☐; → 10/01; Nutzlast [kg]: 1.000; - ABS		24.3481-1720.5	240156	TRW Ø1 40 Ø2 48 - Halter
			←	☐; 11/01→ 03/02; Nutzlast [kg]: 1.000; + ABS		24.3481-1795.5	240768	Ø1 48 Ø2 44 - Halter








	kw			 	! #		
<b>PEUGEOT - BOXER Bus (230P) 03/94→04/02</b>							
 <b>Bremssattel</b>							
1.9 D	51	03/94→04/02	←	☐; 11/01→ 03/02; Nutzlast [kg]: 1.000; + ABS	24.3481-1796.5	240769	Ø1 48 Ø2 44 - Halter
			→	☐; 11/01→ 03/02; Nutzlast [kg]: 1.000	24.3461-1701.5	240449	Ø 46 - Halter
			→	☐; 11/01→ 03/02; Nutzlast [kg]: 1.000	24.3461-1702.5	240450	Ø 46 - Halter
1.9 TD 1.9 TD 1.9 TD 4x4	66	08/94→04/02	←	☐; → 10/01; Nutzlast ab [kg] 1.000 Nutzlast bis [kg] 1.400; - ABS	24.3481-1719.5	240155	TRW Ø1 40 Ø2 48 - Halter
	68	03/94→04/02	←	☐; → 10/01; Nutzlast ab [kg] 1.000 Nutzlast bis [kg] 1.400; - ABS	24.3481-1720.5	240156	TRW Ø1 40 Ø2 48 - Halter
	68	07/96→04/02	←	☐; 11/01→ 03/02; Nutzlast ab [kg] 1.000 Nutzlast bis [kg] 1.400; + ABS	24.3481-1795.5	240768	Ø1 48 Ø2 44 - Halter
			←	☐; 11/01→ 03/02; Nutzlast ab [kg] 1.000 Nutzlast bis [kg] 1.400; + ABS	24.3481-1796.5	240769	Ø1 48 Ø2 44 - Halter
			→	☐; 11/01→ 03/02; Nutzlast ab [kg] 1.000 Nutzlast bis [kg] 1.400	24.3461-1701.5	240449	Ø 46 - Halter
			→	☐; 11/01→ 03/02; Nutzlast ab [kg] 1.000 Nutzlast bis [kg] 1.400	24.3461-1702.5	240450	Ø 46 - Halter
			←	☐; → 10/01; Nutzlast ab [kg] 1.000 Nutzlast bis [kg] 1.400; - ABS	24.3481-1719.5	240155	TRW Ø1 40 Ø2 48 - Halter
2.0 i 2.0 i 4x4	80	03/94→04/02	←	☐; → 10/01; Nutzlast ab [kg] 1.000 Nutzlast bis [kg] 1.400; - ABS	24.3481-1719.5	240155	TRW Ø1 40 Ø2 48 - Halter
	80	08/96→04/02	←	☐; → 10/01; Nutzlast ab [kg] 1.000 Nutzlast bis [kg] 1.400; - ABS	24.3481-1720.5	240156	TRW Ø1 40 Ø2 48 - Halter
			←	☐; 11/01→ 03/02; Nutzlast ab [kg] 1.000 Nutzlast bis [kg] 1.400; + ABS	24.3481-1795.5	240768	Ø1 48 Ø2 44 - Halter
			←	☐; 11/01→ 03/02; Nutzlast ab [kg] 1.000 Nutzlast bis [kg] 1.400; + ABS	24.3481-1796.5	240769	Ø1 48 Ø2 44 - Halter
			←	☐; 11/01→ 03/02; Nutzlast [kg]: 1.800; + ABS	24.3521-1715.5	240770	Ø1 52 Ø2 46 - Halter
			←	☐; 11/01→ 03/02; Nutzlast [kg]: 1.800; + ABS	24.3521-1716.5	240771	Ø1 52 Ø2 46 - Halter
			→	☐; 11/01→ 03/02; Nutzlast ab [kg] 1.000 Nutzlast bis [kg] 1.800	24.3461-1701.5	240449	Ø 46 - Halter
			→	☐; 11/01→ 03/02; Nutzlast ab [kg] 1.000 Nutzlast bis [kg] 1.800	24.3461-1702.5	240450	Ø 46 - Halter
2.5 D 2.5 D 4x4	63	08/94→04/02	←	☐; → 10/01; Nutzlast [kg]: 1.400; - ABS	24.3481-1719.5	240155	TRW Ø1 40 Ø2 48 - Halter
	63	07/96→04/02	←	☐; → 10/01; Nutzlast [kg]: 1.400; - ABS	24.3481-1720.5	240156	TRW Ø1 40 Ø2 48 - Halter
			←	☐; 11/01→ 03/02; Nutzlast [kg]: 1.400; + ABS	24.3481-1795.5	240768	Ø1 48 Ø2 44 - Halter
			←	☐; 11/01→ 03/02; Nutzlast [kg]: 1.400; + ABS	24.3481-1796.5	240769	Ø1 48 Ø2 44 - Halter
			←	☐; 11/01→ 03/02; Nutzlast [kg]: 1.800; + ABS	24.3521-1715.5	240770	Ø1 52 Ø2 46 - Halter
			←	☐; 11/01→ 03/02; Nutzlast [kg]: 1.800; + ABS	24.3521-1716.5	240771	Ø1 52 Ø2 46 - Halter
			→	☐; 11/01→ 03/02; Nutzlast ab [kg] 1.400 Nutzlast bis [kg] 1.800	24.3461-1701.5	240449	Ø 46 - Halter
			→	☐; 11/01→ 03/02; Nutzlast ab [kg] 1.400 Nutzlast bis [kg] 1.800	24.3461-1702.5	240450	Ø 46 - Halter
2.5 DT	62	10/97→11/01	←	☐; → 10/01; Nutzlast [kg]: 1.400; - ABS	24.3481-1719.5	240155	TRW Ø1 40 Ø2 48 - Halter
			←	☐; → 10/01; Nutzlast [kg]: 1.400; - ABS	24.3481-1720.5	240156	TRW Ø1 40 Ø2 48 - Halter
			←	☐; 11/01→; Nutzlast [kg]: 1.400; + ABS	24.3481-1795.5	240768	Ø1 48 Ø2 44 - Halter
			←	☐; 11/01→; Nutzlast [kg]: 1.400; + ABS	24.3481-1796.5	240769	Ø1 48 Ø2 44 - Halter
			←	☐; 11/01→; Nutzlast [kg]: 1.800; + ABS	24.3521-1715.5	240770	Ø1 52 Ø2 46 - Halter
			←	☐; 11/01→; Nutzlast [kg]: 1.800; + ABS	24.3521-1716.5	240771	Ø1 52 Ø2 46 - Halter
			→	☐; 11/01→; Nutzlast ab [kg] 1.400 Nutzlast bis [kg] 1.800	24.3461-1701.5	240449	Ø 46 - Halter
			→	☐; 11/01→; Nutzlast ab [kg] 1.400 Nutzlast bis [kg] 1.800	24.3461-1702.5	240450	Ø 46 - Halter
2.5 TD	76	07/94→04/02	←	☐; 08/94→ 10/01; Nutzlast [kg]: 1.400; - ABS	24.3481-1711.5	240129	TRW Ø1 40 Ø2 48 - Halter
			←	☐; 08/94→ 10/01; Nutzlast [kg]: 1.400; - ABS	24.3481-1712.5	240130	TRW Ø1 40 Ø2 48 - Halter
			←	☐; 11/01→ 03/02; Nutzlast [kg]: 1.400; + ABS	24.3481-1795.5	240768	Ø1 48 Ø2 44 - Halter
			←	☐; 11/01→ 03/02; Nutzlast [kg]: 1.400; + ABS	24.3481-1796.5	240769	Ø1 48 Ø2 44 - Halter
			←	☐; 11/01→ 03/02; Nutzlast [kg]: 1.800; + ABS	24.3521-1715.5	240770	Ø1 52 Ø2 46 - Halter
			←	☐; 11/01→ 03/02; Nutzlast [kg]: 1.800; + ABS	24.3521-1716.5	240771	Ø1 52 Ø2 46 - Halter












	kw			 	! #		
<b>PEUGEOT - BOXER Bus (230P) 03/94→04/02</b>							
<b>Bremssattel</b>							
2.5 TD	76	07/94→04/02	➡	☐; 11/01→ 03/02; Nutzlast ab [kg] 1.400 Nutzlast bis [kg] 1.800	24.3461-1701.5	240449	Ø 46 - Halter
			➡	☐; 11/01→ 03/02; Nutzlast ab [kg] 1.400 Nutzlast bis [kg] 1.800	24.3461-1702.5	240450	Ø 46 - Halter
2.5 TD 4x4 2.5 TDI 2.5 TDI 4x4 2.8 HDI	76 79 79 94	07/96→04/02 01/97→04/02 01/97→04/02 11/00→04/02	←	☐; → 10/01; Nutzlast [kg]: 1.400; - ABS	24.3481-1711.5	240129	TRW Ø1 40 Ø2 48 - Halter
			←	☐; → 10/01; Nutzlast [kg]: 1.400; - ABS	24.3481-1712.5	240130	TRW Ø1 40 Ø2 48 - Halter
			←	☐; 11/01→ 03/02; Nutzlast [kg]: 1.400; + ABS	24.3481-1795.5	240768	Ø1 48 Ø2 44 - Halter
			←	☐; 11/01→ 03/02; Nutzlast [kg]: 1.400; + ABS	24.3481-1796.5	240769	Ø1 48 Ø2 44 - Halter
			←	☐; 11/01→ 03/02; Nutzlast [kg]: 1.800; + ABS	24.3521-1715.5	240770	Ø1 52 Ø2 46 - Halter
			←	☐; 11/01→ 03/02; Nutzlast [kg]: 1.800; + ABS	24.3521-1716.5	240771	Ø1 52 Ø2 46 - Halter
			➡	☐; 11/01→ 03/02; Nutzlast ab [kg] 1.400 Nutzlast bis [kg] 1.800	24.3461-1701.5	240449	Ø 46 - Halter
			➡	☐; 11/01→ 03/02; Nutzlast ab [kg] 1.400 Nutzlast bis [kg] 1.800	24.3461-1702.5	240450	Ø 46 - Halter
2.8 D	64	01/99→02/02	←	☐; → S 16206253; Nutzlast [kg]: 1.400; - ABS	24.3481-1711.5	240129	TRW Ø1 40 Ø2 48 - Halter
			←	☐; → S 16206253; Nutzlast [kg]: 1.400; - ABS	24.3481-1712.5	240130	TRW Ø1 40 Ø2 48 - Halter
			←	☐; → S 16206253; Nutzlast [kg]: 1.400; - ABS	24.3481-1720.5	240156	TRW Ø1 40 Ø2 48 - Halter
			←	☐; S 16204256→; Nutzlast [kg]: 1.400; + ABS	24.3481-1795.5	240768	Ø1 48 Ø2 44 - Halter
			←	☐; S 16204256→; Nutzlast [kg]: 1.400; + ABS	24.3481-1796.5	240769	Ø1 48 Ø2 44 - Halter
			←	☐; S 16194400→; Nutzlast [kg]: 1.800; + ABS	24.3521-1715.5	240770	Ø1 52 Ø2 46 - Halter
			←	☐; S 16194400→; Nutzlast [kg]: 1.800; + ABS	24.3521-1716.5	240771	Ø1 52 Ø2 46 - Halter
			➡	☐; S 16194400→; Nutzlast ab [kg] 1.400 Nutzlast bis [kg] 1.800	24.3461-1701.5	240449	Ø 46 - Halter
2.8 HDi	93	10/00→11/01	➡	☐; 11/01→; Nutzlast ab [kg] 1.400 Nutzlast bis [kg] 1.800	24.3461-1701.5	240449	Ø 46 - Halter
			➡	☐; 11/01→; Nutzlast ab [kg] 1.400 Nutzlast bis [kg] 1.800	24.3461-1702.5	240450	Ø 46 - Halter
2.8 HDi 4x4	94	10/00→04/02	←	☐; → S 16206253; Nutzlast ab [kg] 1.000 Nutzlast bis [kg] 1.400; - ABS	24.3481-1711.5	240129	TRW Ø1 40 Ø2 48 - Halter
			←	☐; → S 16206253; Nutzlast ab [kg] 1.000 Nutzlast bis [kg] 1.400; - ABS	24.3481-1712.5	240130	TRW Ø1 40 Ø2 48 - Halter
			←	☐; → S 16206253; Nutzlast ab [kg] 1.000 Nutzlast bis [kg] 1.400; - ABS	24.3481-1720.5	240156	TRW Ø1 40 Ø2 48 - Halter
			←	☐; S 16204256→; → 03/02; Nutzlast ab [kg] 1.000 Nutzlast bis [kg] 1.400; + ABS	24.3481-1795.5	240768	Ø1 48 Ø2 44 - Halter
			←	☐; S 16204256→; → 03/02; Nutzlast ab [kg] 1.000 Nutzlast bis [kg] 1.400; + ABS	24.3481-1796.5	240769	Ø1 48 Ø2 44 - Halter
			←	☐; S 16194400→; → 03/02; Nutzlast [kg]: 1.800; + ABS	24.3521-1715.5	240770	Ø1 52 Ø2 46 - Halter
			←	☐; S 16194400→; → 03/02; Nutzlast [kg]: 1.800; + ABS	24.3521-1716.5	240771	Ø1 52 Ø2 46 - Halter
			➡	☐; S 16194400→; → 03/02; Nutzlast [kg]: 1.800	24.3461-1701.5	240449	Ø 46 - Halter
			➡	☐; S 16194400→; → 03/02; Nutzlast ab [kg] 1.000 Nutzlast bis [kg] 1.400	24.3461-1701.5	240449	Ø 46 - Halter
			➡	☐; S 16194400→; → 03/02; Nutzlast ab [kg] 1.000 Nutzlast bis [kg] 1.400	24.3461-1702.5	240450	Ø 46 - Halter
2.8 HDi Allrad	93	10/00→11/01	←	☐; → S 16206253; Nutzlast ab [kg] 1.000 Nutzlast bis [kg] 1.400; - ABS	24.3481-1711.5	240129	TRW Ø1 40 Ø2 48 - Halter
			←	☐; → S 16206253; Nutzlast ab [kg] 1.000 Nutzlast bis [kg] 1.400; - ABS	24.3481-1712.5	240130	TRW Ø1 40 Ø2 48 - Halter
			←	☐; → S 16206253; Nutzlast ab [kg] 1.000 Nutzlast bis [kg] 1.400; - ABS	24.3481-1720.5	240156	TRW Ø1 40 Ø2 48 - Halter
			←	☐; S 16204256→; Nutzlast ab [kg] 1.000 Nutzlast bis [kg] 1.400; + ABS	24.3481-1795.5	240768	Ø1 48 Ø2 44 - Halter
			←	☐; S 16204256→; Nutzlast ab [kg] 1.000 Nutzlast bis [kg] 1.400; + ABS	24.3481-1796.5	240769	Ø1 48 Ø2 44 - Halter
			←	☐; S 16194400→; Nutzlast [kg]: 1.800; + ABS	24.3521-1715.5	240770	Ø1 52 Ø2 46 - Halter



	kw			 	! #			
<b>PEUGEOT - BOXER Bus (230P) 03/94→04/02</b>								
<b> Bremssattel</b>								
2.8 HDi Allrad	93	10/00→11/01	←	☐; S 16194400→; Nutzlast [kg]: 1.800; + ABS	24.3521-1716.5	240771	Ø1 52 Ø2 46 - Halter	
			→	☐; S 16194400→; Nutzlast ab [kg] 1.000 Nutzlast bis [kg] 1.400	24.3461-1701.5	240449	Ø 46 - Halter	
			→	☐; S 16194400→; Nutzlast [kg]: 1.800	24.3461-1701.5	240449	Ø 46 - Halter	
			→	☐; S 16194400→; Nutzlast ab [kg] 1.000 Nutzlast bis [kg] 1.400	24.3461-1702.5	240450	Ø 46 - Halter	
			→	☐; S 16194400→; Nutzlast [kg]: 1.800	24.3461-1702.5	240450	Ø 46 - Halter	
<b>Zubehörsatz, Bremssattel</b>								
1.9 D	51	03/94→04/02		→ 10/01; Nutzlast [kg]: 1.000; + ABS	24.0101-4804.2	260050	TRW	
1.9 TD	66	08/94→04/02		→ 10/01; Nutzlast ab [kg] 1.000 Nutzlast bis [kg] 1.400; + ABS	24.0101-4804.2	260050	TRW	
1.9 TD	68	03/94→04/02						
1.9 TD 4x4	68	07/96→04/02						
2.0 i	80	03/94→04/02						
2.0 i 4x4	80	08/96→04/02						
2.5 D	63	08/94→04/02		→ 10/01; Nutzlast [kg]: 1.400; + ABS	24.0101-4804.2	260050	TRW	
2.5 D 4x4	63	07/96→04/02						
2.5 DT	62	10/97→11/01						
2.8 D	64	01/99→02/02		→ S 16206253; Nutzlast [kg]: 1.400; + ABS	24.0101-4804.2	260050	TRW	
2.8 HDi 4x4	94	10/00→04/02		→ S 16206253; Nutzlast ab [kg] 1.000 Nutzlast bis [kg] 1.400; + ABS	24.0101-4804.2	260050	TRW	
2.8 HDi Allrad	93	10/00→11/01						
<b> Bremsschlauch</b>								
1.9 D	51	03/94→04/02	←	S 15866410→; → 10/01; Nutzlast [kg]: 1.000	2	24.5112-0461.3	330616	L= 460
						24.5112-0466.3	330579	L= 462
			←	→ S 15866409; Nutzlast [kg]: 1.000	2	24.5112-0465.3	330526	L= 465
						24.5112-0466.3	330579	L= 462
			←	11/01→ 03/02; Nutzlast [kg]: 1.000	2	24.5112-0470.3	331460	L= 470
						24.5112-0477.3	331299	L= 477
			→	☐; → 10/01; Nutzlast [kg]: 1.000; + ABS; für Fahrzeuge ohne verstärktes Fahrwerk		24.5112-0315.3	330509	L= 315
			→	→ 10/01; Nutzlast [kg]: 1.000; - ABS; für Fahrzeuge ohne verstärktes Fahrwerk	1	24.5112-0340.3	330511	L= 340
→	11/01→ 03/02; Nutzlast [kg]: 1.000; - ABS; für Fahrzeuge mit Trommelbremse an der Hinterachse	1	24.5112-0361.3	330649	L= 360 + Halter			
→	→ 10/01; Nutzlast [kg]: 1.000; - ABS; für Fahrzeuge mit verstärktem Fahrwerk	1	24.5112-0361.3	330649	L= 360 + Halter			
→	11/01→ 03/02; Nutzlast [kg]: 1.000; für Fahrzeuge mit Scheibenbremse an der Hinterachse	2	83.6401-0159.3	330746	L= 160			
1.9 TD 1.9 TD 1.9 TD 4x4	66 68 68	08/94→04/02 03/94→04/02 07/96→04/02	←	S 15866410→; → 10/01; Nutzlast ab [kg] 1.000 Nutzlast bis [kg] 1.400	2	24.5112-0461.3	330616	L= 460
						24.5112-0466.3	330579	L= 462
			←	→ S 15866409; Nutzlast ab [kg] 1.000 Nutzlast bis [kg] 1.400	2	24.5112-0465.3	330526	L= 465
						24.5112-0466.3	330579	L= 462
			←	11/01→ 03/02; Nutzlast ab [kg] 1.000 Nutzlast bis [kg] 1.400	2	24.5112-0470.3	331460	L= 470
						24.5112-0477.3	331299	L= 477
			→	☐; → 10/01; Nutzlast ab [kg] 1.000 Nutzlast bis [kg] 1.400; + ABS; für Fahrzeuge ohne verstärktes Fahrwerk		24.5112-0315.3	330509	L= 315
			→	→ 10/01; Nutzlast ab [kg] 1.000 Nutzlast bis [kg] 1.400; - ABS; für Fahrzeuge ohne verstärktes Fahrwerk	1	24.5112-0340.3	330511	L= 340
→	→ 10/01; Nutzlast ab [kg] 1.000 Nutzlast bis [kg] 1.400; - ABS; für Fahrzeuge mit verstärktem Fahrwerk	1	24.5112-0361.3	330649	L= 360 + Halter			
→	11/01→ 03/02; Nutzlast ab [kg] 1.000 Nutzlast bis [kg] 1.400; - ABS; für Fahrzeuge mit Trommelbremse an der Hinterachse	1	24.5112-0361.3	330649	L= 360 + Halter			
→	11/01→ 03/02; Nutzlast ab [kg] 1.000 Nutzlast bis [kg] 1.400; für Fahrzeuge mit Scheibenbremse an der Hinterachse	2	83.6401-0159.3	330746	L= 160			
2.0 i 2.0 i 4x4	80 80	03/94→04/02 08/96→04/02	←	S 15866410→; → 10/01; Nutzlast ab [kg] 1.000 Nutzlast bis [kg] 1.800	2	24.5112-0461.3	330616	L= 460
						24.5112-0466.3	330579	L= 462
			←	→ S 15866409; Nutzlast ab [kg] 1.000 Nutzlast bis [kg] 1.800	2	24.5112-0465.3	330526	L= 465
						24.5112-0466.3	330579	L= 462

	kw			 	! #		
<b>PEUGEOT - BOXER Bus (230P) 03/94→04/02</b>							
<b>Bremsschlauch</b>							
2.0 i 2.0 i 4x4	80 80	03/94→04/02 08/96→04/02	←	11/01→ 03/02; Nutzlast ab [kg] 1.000 Nutzlast bis [kg] 1.800	2	<b>24.5112-0470.3</b> <b>331460</b>	L= 470
						<b>24.5112-0477.3</b> <b>331299</b>	L= 477
			→	☐; → 10/01; Nutzlast ab [kg] 1.000 Nutzlast bis [kg] 1.800; + ABS; für Fahrzeuge ohne verstärktes Fahrwerk		<b>24.5112-0315.3</b> <b>330509</b>	L= 315
			→	→ 10/01; Nutzlast ab [kg] 1.000 Nutzlast bis [kg] 1.800; - ABS; für Fahrzeuge ohne verstärktes Fahrwerk	1	<b>24.5112-0340.3</b> <b>330511</b>	L= 340
			→	11/01→ 03/02; Nutzlast ab [kg] 1.000 Nutzlast bis [kg] 1.800; - ABS; für Fahrzeuge mit Trommelbremse an der Hinterachse	1	<b>24.5112-0361.3</b> <b>330649</b>	L= 360 + Halter
			→	→ 10/01; Nutzlast ab [kg] 1.000 Nutzlast bis [kg] 1.800; - ABS; für Fahrzeuge mit verstärktem Fahrwerk	1	<b>24.5112-0361.3</b> <b>330649</b>	L= 360 + Halter
			→	11/01→ 03/02; Nutzlast ab [kg] 1.000 Nutzlast bis [kg] 1.800; für Fahrzeuge mit Scheibenbremse an der Hinterachse	2	<b>83.6401-0159.3</b> <b>330746</b>	L= 160
2.5 D 2.5 D 4x4 2.5 TD 4x4 2.5 TDI 2.5 TDI 4x4 2.8 HDI	63 63 76 79 79 94	08/94→04/02 07/96→04/02 07/96→04/02 01/97→04/02 01/97→04/02 11/00→04/02	←	S 15866410→; → 10/01; Nutzlast ab [kg] 1.400 Nutzlast bis [kg] 1.800	2	<b>24.5112-0461.3</b> <b>330616</b>	L= 460
						<b>24.5112-0466.3</b> <b>330579</b>	L= 462
			←	→ S 15866409; Nutzlast ab [kg] 1.400 Nutzlast bis [kg] 1.800	2	<b>24.5112-0465.3</b> <b>330526</b>	L= 465
						<b>24.5112-0466.3</b> <b>330579</b>	L= 462
			←	11/01→ 03/02; Nutzlast ab [kg] 1.400 Nutzlast bis [kg] 1.800	2	<b>24.5112-0470.3</b> <b>331460</b>	L= 470
						<b>24.5112-0477.3</b> <b>331299</b>	L= 477
			→	☐; → 10/01; Nutzlast ab [kg] 1.400 Nutzlast bis [kg] 1.800; + ABS; für Fahrzeuge ohne verstärktes Fahrwerk		<b>24.5112-0315.3</b> <b>330509</b>	L= 315
			→	→ 10/01; Nutzlast ab [kg] 1.400 Nutzlast bis [kg] 1.800; - ABS; für Fahrzeuge ohne verstärktes Fahrwerk	1	<b>24.5112-0340.3</b> <b>330511</b>	L= 340
			→	11/01→ 03/02; Nutzlast ab [kg] 1.400 Nutzlast bis [kg] 1.800; - ABS; für Fahrzeuge mit Trommelbremse an der Hinterachse	1	<b>24.5112-0361.3</b> <b>330649</b>	L= 360 + Halter
			→	→ 10/01; Nutzlast ab [kg] 1.400 Nutzlast bis [kg] 1.800; - ABS; für Fahrzeuge mit verstärktem Fahrwerk	1	<b>24.5112-0361.3</b> <b>330649</b>	L= 360 + Halter
2.5 DT	62	10/97→11/01	←	S 15866410→; → 10/01; Nutzlast ab [kg] 1.400 Nutzlast bis [kg] 1.800	2	<b>24.5112-0461.3</b> <b>330616</b>	L= 460
						<b>24.5112-0466.3</b> <b>330579</b>	L= 462
			←	→ S 15866409; Nutzlast ab [kg] 1.400 Nutzlast bis [kg] 1.800	2	<b>24.5112-0465.3</b> <b>330526</b>	L= 465
						<b>24.5112-0466.3</b> <b>330579</b>	L= 462
			←	11/01→; Nutzlast ab [kg] 1.400 Nutzlast bis [kg] 1.800	2	<b>24.5112-0470.3</b> <b>331460</b>	L= 470
						<b>24.5112-0477.3</b> <b>331299</b>	L= 477
			→	☐; → 10/01; Nutzlast ab [kg] 1.400 Nutzlast bis [kg] 1.800; + ABS; für Fahrzeuge ohne verstärktes Fahrwerk		<b>24.5112-0315.3</b> <b>330509</b>	L= 315
			→	→ 10/01; Nutzlast ab [kg] 1.400 Nutzlast bis [kg] 1.800; - ABS; für Fahrzeuge ohne verstärktes Fahrwerk	1	<b>24.5112-0340.3</b> <b>330511</b>	L= 340
			→	11/01→; Nutzlast ab [kg] 1.400 Nutzlast bis [kg] 1.800; - ABS; für Fahrzeuge mit Trommelbremse an der Hinterachse	1	<b>24.5112-0361.3</b> <b>330649</b>	L= 360 + Halter
2.5 TD	76	07/94→04/02	←	S 15866410→; → 10/01; Nutzlast ab [kg] 1.400 Nutzlast bis [kg] 1.800	2	<b>24.5112-0461.3</b> <b>330616</b>	L= 460
						<b>24.5112-0466.3</b> <b>330579</b>	L= 462
			←	08/94→; → S 15866409; Nutzlast ab [kg] 1.400 Nutzlast bis [kg] 1.800	2	<b>24.5112-0465.3</b> <b>330526</b>	L= 465
						<b>24.5112-0466.3</b> <b>330579</b>	L= 462
			←	11/01→ 03/02; Nutzlast ab [kg] 1.400 Nutzlast bis [kg] 1.800	2	<b>24.5112-0470.3</b> <b>331460</b>	L= 470
			<b>24.5112-0477.3</b> <b>331299</b>	L= 477			

	kw			 	! #			
<b>PEUGEOT - BOXER Bus (230P) 03/94→04/02</b>								
 <b>Bremsschlauch</b>								
2.5 TD	76	07/94→04/02	➡	☐; 08/94→ 10/01; Nutzlast ab [kg] 1.400 Nutzlast bis [kg] 1.800; + ABS; für Fahrzeuge ohne verstärktes Fahrwerk		24.5112-0315.3	330509	L= 315
			➡	08/94→ 10/01; Nutzlast ab [kg] 1.400 Nutzlast bis [kg] 1.800; - ABS; für Fahrzeuge ohne verstärktes Fahrwerk	1	24.5112-0340.3	330511	L= 340
			➡	11/01→ 03/02; Nutzlast ab [kg] 1.400 Nutzlast bis [kg] 1.800; - ABS; für Fahrzeuge mit Trommelbremse an der Hinterachse	1	24.5112-0361.3	330649	L= 360 + Halter
			➡	08/94→ 10/01; Nutzlast ab [kg] 1.400 Nutzlast bis [kg] 1.800; - ABS; für Fahrzeuge mit verstärktem Fahrwerk	1	24.5112-0361.3	330649	L= 360 + Halter
			➡	11/01→ 03/02; Nutzlast ab [kg] 1.400 Nutzlast bis [kg] 1.800; für Fahrzeuge mit Scheibenbremse an der Hinterachse	2	83.6401-0159.3	330746	L= 160
2.8 D	64	01/99→02/02	←	S 15866410→ S 16206244; Nutzlast ab [kg] 1.400 Nutzlast bis [kg] 1.800	2	24.5112-0461.3	330616	L= 460
						24.5112-0466.3	330579	L= 462
			←	→ S 15866409; Nutzlast ab [kg] 1.400 Nutzlast bis [kg] 1.800	2	24.5112-0465.3	330526	L= 465
						24.5112-0466.3	330579	L= 462
			←	S 16205353→; Nutzlast ab [kg] 1.400 Nutzlast bis [kg] 1.800	2	24.5112-0470.3	331460	L= 470
						24.5112-0477.3	331299	L= 477
			➡	☐; → S 16206253; Nutzlast ab [kg] 1.400 Nutzlast bis [kg] 1.800; + ABS; für Fahrzeuge ohne verstärktes Fahrwerk		24.5112-0315.3	330509	L= 315
			➡	→ S 16206244; Nutzlast ab [kg] 1.400 Nutzlast bis [kg] 1.800; - ABS; für Fahrzeuge ohne verstärktes Fahrwerk	1	24.5112-0340.3	330511	L= 340
			➡	S 16205353→; Nutzlast ab [kg] 1.400 Nutzlast bis [kg] 1.800; - ABS; für Fahrzeuge mit Trommelbremse an der Hinterachse	1	24.5112-0361.3	330649	L= 360 + Halter
			➡	→ S 16206244; Nutzlast ab [kg] 1.400 Nutzlast bis [kg] 1.800; - ABS; für Fahrzeuge mit verstärktem Fahrwerk	1	24.5112-0361.3	330649	L= 360 + Halter
2.8 HDi	93	10/00→11/01	←	S 15866410→; → 10/01; Nutzlast ab [kg] 1.400 Nutzlast bis [kg] 1.800	2	24.5112-0461.3	330616	L= 460
						24.5112-0466.3	330579	L= 462
			←	11/00→; → S 15866409; Nutzlast ab [kg] 1.400 Nutzlast bis [kg] 1.800	2	24.5112-0465.3	330526	L= 465
						24.5112-0466.3	330579	L= 462
			←	11/01→; Nutzlast ab [kg] 1.400 Nutzlast bis [kg] 1.800	2	24.5112-0470.3	331460	L= 470
						24.5112-0477.3	331299	L= 477
			➡	☐; 11/00→ 10/01; Nutzlast ab [kg] 1.400 Nutzlast bis [kg] 1.800; + ABS; für Fahrzeuge ohne verstärktes Fahrwerk		24.5112-0315.3	330509	L= 315
			➡	11/00→ 10/01; Nutzlast ab [kg] 1.400 Nutzlast bis [kg] 1.800; - ABS; für Fahrzeuge ohne verstärktes Fahrwerk	1	24.5112-0340.3	330511	L= 340
			➡	11/01→; Nutzlast ab [kg] 1.400 Nutzlast bis [kg] 1.800; - ABS; für Fahrzeuge mit Trommelbremse an der Hinterachse	1	24.5112-0361.3	330649	L= 360 + Halter
			➡	11/00→ 10/01; Nutzlast ab [kg] 1.400 Nutzlast bis [kg] 1.800; - ABS; für Fahrzeuge mit verstärktem Fahrwerk	1	24.5112-0361.3	330649	L= 360 + Halter
➡	11/01→; Nutzlast ab [kg] 1.400 Nutzlast bis [kg] 1.800; für Fahrzeuge mit Scheibenbremse an der Hinterachse	2	83.6401-0159.3	330746	L= 160			
<b>PEUGEOT - BOXER Bus (244, Z_) 12/01→</b>								
 <b>Bremssattel</b>								
2.0	81	04/02→	←	☐; → 03/06; Nutzlast ab [kg] 1.000 Nutzlast bis [kg] 1.400; + ABS; 1-Kreis-Bremse		24.3481-1795.5	240768	Ø1 48 Ø2 44 - Halter
2.0 HDi	62	04/02→						
2.2 HDi	74	04/02→						
2.8 HDi	94	04/02→						
↓								

**PEUGEOT - BOXER Bus (244, Z\_) 12/01→**

**Bremssattel**

2.8 HDi 2.8 HDi 4x4	107 94	04/04→ 04/02→	←	☐; → 03/06; Nutzlast ab [kg] 1.000 Nutzlast bis [kg] 1.400; + ABS; 1-Kreis-Bremse	24.3481-1796.5	240769	Ø1 48 Ø2 44 - Halter
			←	☐; → 03/06; Nutzlast [kg]: 1.800; + ABS; 1-Kreis-Bremse	24.3521-1715.5	240770	Ø1 52 Ø2 46 - Halter
			←	☐; → 03/06; Nutzlast [kg]: 1.800; + ABS; 1-Kreis-Bremse	24.3521-1716.5	240771	Ø1 52 Ø2 46 - Halter
			→	☐; → 03/06; Nutzlast ab [kg] 1.000 Nutzlast bis [kg] 1.800	24.3461-1701.5	240449	Ø 46 - Halter
			→	☐; → 03/06; Nutzlast ab [kg] 1.000 Nutzlast bis [kg] 1.800	24.3461-1702.5	240450	Ø 46 - Halter
2.0 BiFuel	81	12/01→06/06	←	☐; 04/02→ 03/06; Nutzlast ab [kg] 1.000 Nutzlast bis [kg] 1.400; + ABS; 1-Kreis-Bremse	24.3481-1795.5	240768	Ø1 48 Ø2 44 - Halter
			←	☐; 04/02→ 03/06; Nutzlast ab [kg] 1.000 Nutzlast bis [kg] 1.400; + ABS; 1-Kreis-Bremse	24.3481-1796.5	240769	Ø1 48 Ø2 44 - Halter
			←	☐; 04/02→ 03/06; Nutzlast [kg]: 1.800; + ABS; 1-Kreis-Bremse	24.3521-1715.5	240770	Ø1 52 Ø2 46 - Halter
			←	☐; 04/02→ 03/06; Nutzlast [kg]: 1.800; + ABS; 1-Kreis-Bremse	24.3521-1716.5	240771	Ø1 52 Ø2 46 - Halter
			→	☐; 04/02→ 03/06; Nutzlast ab [kg] 1.000 Nutzlast bis [kg] 1.800	24.3461-1701.5	240449	Ø 46 - Halter
			→	☐; 04/02→ 03/06; Nutzlast ab [kg] 1.000 Nutzlast bis [kg] 1.800	24.3461-1702.5	240450	Ø 46 - Halter

**Bremsschlauch**

2.0 2.0 HDi 2.2 HDi 2.8 HDi 2.8 HDi 2.8 HDi 4x4	81 62 74 94 107 94	04/02→ 04/02→ 04/02→ 04/02→ 04/02→	←	→ 03/06; Nutzlast ab [kg] 1.000 Nutzlast bis [kg] 1.800	2	24.5112-0470.3	331460	L= 470
			←	→ 03/06; Nutzlast ab [kg] 1.000 Nutzlast bis [kg] 1.800		24.5112-0477.3	331299	L= 477
			→	→ 03/06; Nutzlast ab [kg] 1.000 Nutzlast bis [kg] 1.800; - ABS; für Fahrzeuge mit Trommelbremse an der Hinterachse	1	24.5112-0361.3	330649	L= 360 + Halter
			→	→ 03/06; Nutzlast ab [kg] 1.000 Nutzlast bis [kg] 1.800; für Fahrzeuge mit Scheibenbremse an der Hinterachse	2	83.6401-0159.3	330746	L= 160
2.0 BiFuel	81	12/01→06/06	←	04/02→ 03/06; Nutzlast ab [kg] 1.000 Nutzlast bis [kg] 1.800	2	24.5112-0470.3	331460	L= 470
			←	04/02→ 03/06; Nutzlast ab [kg] 1.000 Nutzlast bis [kg] 1.800		24.5112-0477.3	331299	L= 477
			→	04/02→ 03/06; Nutzlast ab [kg] 1.000 Nutzlast bis [kg] 1.800; - ABS; für Fahrzeuge mit Trommelbremse an der Hinterachse	1	24.5112-0361.3	330649	L= 360 + Halter
			→	04/02→ 03/06; Nutzlast ab [kg] 1.000 Nutzlast bis [kg] 1.800; für Fahrzeuge mit Scheibenbremse an der Hinterachse	2	83.6401-0159.3	330746	L= 160

**PEUGEOT - BOXER Kasten 04/06→**

**Bremssattel**


2.0 BlueHDi 110 2.0 BlueHDi 130 2.0 BlueHDi 160	81 96 120	07/15→ 07/15→ 07/15→	←	☐; Nutzlast leicht 16Q; Nutzlast [kg]: 1.600; nicht für erhöhte Nutzlast	24.3521-1711.5	240755	BRE Ø1 52 Ø2 46 - Halter
			←	☐; Nutzlast leicht 16Q; Nutzlast [kg]: 1.600; nicht für erhöhte Nutzlast	24.3521-1712.5	240756	BRE Ø1 52 Ø2 46 - Halter
2.2 HDi 100 2.2 HDi 110 2.2 HDi 120 2.2 HDi 130 2.2 HDi 150 3.0 D 3.0 HDi 3.0 HDi 145 3.0 HDi 160 3.0 HDi 175	74 81 88 96 110 116 115 107 116 130	04/06→ 03/11→ 04/06→ 03/11→ 03/11→ 09/08→12/09 07/06→ 04/10→ 04/06→ 03/11→	←	☐; Nutzlast leicht 16Q; Nutzlast [kg]: 1.600; nicht für erhöhte Nutzlast	24.3521-1711.5	240755	BRE Ø1 52 Ø2 46 - Halter
			←	☐; Nutzlast leicht 16Q; Nutzlast [kg]: 1.600; nicht für erhöhte Nutzlast	24.3521-1712.5	240756	BRE Ø1 52 Ø2 46 - Halter
			←	☐; Nutzlast schwer 16Q; Nutzlast [kg]: 1.600; für erhöhte Nutzlast	24.3521-1713.5	240762	Ø1 52 Ø2 46 - Halter
			←	☐; Nutzlast schwer 16Q; Nutzlast [kg]: 1.600; für erhöhte Nutzlast	24.3521-1714.5	240763	Ø1 52 Ø2 46 - Halter
			→	☐	24.3481-1811.5	240758	BOS Ø 48 - Halter
			→	☐	24.3481-1812.5	240759	BOS Ø 48 - Halter

**Bremsschlauch**

2.0 BlueHDi 110 2.0 BlueHDi 130 2.0 BlueHDi 160	81 96 120	07/15→ 07/15→ 07/15→	←		2	24.5112-0492.3	331217	L= 492
			→	kurzer Radstand	2	24.5112-0417.3	331298	L= 417



**PEUGEOT - BOXER Kasten 04/06→**

 **Bremsschlauch**









2.2 HDi 100	74	04/06→	➔	langer Radstand	2	83.7101-9489.3	330906	L= 488,5
2.2 HDi 110	81	03/11→						
2.2 HDi 120	88	04/06→						
2.2 HDi 130	96	03/11→						
2.2 HDi 150	110	03/11→						
3.0 D	116	09/08→12/09						
3.0 HDi	115	07/06→						
3.0 HDi 145	107	04/10→						
3.0 HDi 160	116	04/06→						
3.0 HDi 175	130	03/11→						










**PEUGEOT - BOXER Kasten (230L) 03/94→06/03**








 **Bremssattel**

1.9 D	50	07/99→04/02	←	☐; → 10/01; Nutzlast [kg]: 1.000; - ABS	24.3481-1719.5	240155	TRW Ø1 40 Ø2 48 - Halter
1.9 D	51	03/94→04/02	←	☐; → 10/01; Nutzlast [kg]: 1.000; - ABS	24.3481-1720.5	240156	TRW Ø1 40 Ø2 48 - Halter
			←	☐; 11/01→ 03/02; Nutzlast [kg]: 1.000; + ABS	24.3481-1795.5	240768	Ø1 48 Ø2 44 - Halter
			←	☐; 11/01→ 03/02; Nutzlast [kg]: 1.000; + ABS	24.3481-1796.5	240769	Ø1 48 Ø2 44 - Halter
			➔	☐; 11/01→ 03/02; Nutzlast [kg]: 1.000	24.3461-1701.5	240449	Ø 46 - Halter
			➔	☐; 11/01→ 03/02; Nutzlast [kg]: 1.000	24.3461-1702.5	240450	Ø 46 - Halter
1.9 DT 4x4	66	03/96→09/98	←	☐; - ABS; Nutzlast ab [kg] 1.000 Nutzlast bis [kg] 1.400	24.3481-1719.5	240155	TRW Ø1 40 Ø2 48 - Halter
2.0 4x4	80	03/96→09/98	←	☐; - ABS; Nutzlast ab [kg] 1.000 Nutzlast bis [kg] 1.400	24.3481-1720.5	240156	TRW Ø1 40 Ø2 48 - Halter
1.9 TD	66	07/99→04/02	←	☐; → 10/01; Nutzlast ab [kg] 1.000 Nutzlast bis [kg] 1.400; - ABS	24.3481-1719.5	240155	TRW Ø1 40 Ø2 48 - Halter
1.9 TD	68	03/94→04/02	←	☐; → 10/01; Nutzlast ab [kg] 1.000 Nutzlast bis [kg] 1.400; - ABS	24.3481-1720.5	240156	TRW Ø1 40 Ø2 48 - Halter
			←	☐; 11/01→ 03/02; Nutzlast ab [kg] 1.000 Nutzlast bis [kg] 1.400; + ABS	24.3481-1795.5	240768	Ø1 48 Ø2 44 - Halter
			←	☐; 11/01→ 03/02; Nutzlast ab [kg] 1.000 Nutzlast bis [kg] 1.400; + ABS	24.3481-1796.5	240769	Ø1 48 Ø2 44 - Halter
			➔	☐; 11/01→ 03/02; Nutzlast ab [kg] 1.000 Nutzlast bis [kg] 1.400	24.3461-1701.5	240449	Ø 46 - Halter
			➔	☐; 11/01→ 03/02; Nutzlast ab [kg] 1.000 Nutzlast bis [kg] 1.400	24.3461-1702.5	240450	Ø 46 - Halter
2.0 HDI	62	08/01→04/02	←	☐; → 10/01; Nutzlast ab [kg] 1.000 Nutzlast bis [kg] 1.400; - ABS	24.3481-1719.5	240155	TRW Ø1 40 Ø2 48 - Halter
2.0 i	80	06/94→04/02	←	☐; → 10/01; Nutzlast ab [kg] 1.000 Nutzlast bis [kg] 1.400; - ABS	24.3481-1720.5	240156	TRW Ø1 40 Ø2 48 - Halter
			←	☐; 11/01→ 03/02; Nutzlast ab [kg] 1.000 Nutzlast bis [kg] 1.400; + ABS	24.3481-1795.5	240768	Ø1 48 Ø2 44 - Halter
			←	☐; 11/01→ 03/02; Nutzlast ab [kg] 1.000 Nutzlast bis [kg] 1.400; + ABS	24.3481-1796.5	240769	Ø1 48 Ø2 44 - Halter
			←	☐; 11/01→ 03/02; Nutzlast [kg]: 1.800; + ABS	24.3521-1715.5	240770	Ø1 52 Ø2 46 - Halter
			←	☐; 11/01→ 03/02; Nutzlast [kg]: 1.800; + ABS	24.3521-1716.5	240771	Ø1 52 Ø2 46 - Halter
			➔	☐; 11/01→ 03/02; Nutzlast ab [kg] 1.000 Nutzlast bis [kg] 1.800	24.3461-1701.5	240449	Ø 46 - Halter
			➔	☐; 11/01→ 03/02; Nutzlast ab [kg] 1.000 Nutzlast bis [kg] 1.800	24.3461-1702.5	240450	Ø 46 - Halter
2.5 D	63	03/94→04/02	←	☐; → 10/01; Nutzlast [kg]: 1.400; - ABS	24.3481-1719.5	240155	TRW Ø1 40 Ø2 48 - Halter
2.5 D 4x4	63	07/99→04/02	←	☐; → 10/01; Nutzlast [kg]: 1.400; - ABS	24.3481-1720.5	240156	TRW Ø1 40 Ø2 48 - Halter
			←	☐; 11/01→ 03/02; Nutzlast [kg]: 1.400; + ABS	24.3481-1795.5	240768	Ø1 48 Ø2 44 - Halter
			←	☐; 11/01→ 03/02; Nutzlast [kg]: 1.400; + ABS	24.3481-1796.5	240769	Ø1 48 Ø2 44 - Halter
			←	☐; 11/01→ 03/02; Nutzlast [kg]: 1.800; + ABS	24.3521-1715.5	240770	Ø1 52 Ø2 46 - Halter
			←	☐; 11/01→ 03/02; Nutzlast [kg]: 1.800; + ABS	24.3521-1716.5	240771	Ø1 52 Ø2 46 - Halter
			➔	☐; 11/01→ 03/02; Nutzlast ab [kg] 1.400 Nutzlast bis [kg] 1.800	24.3461-1701.5	240449	Ø 46 - Halter
			➔	☐; 11/01→ 03/02; Nutzlast ab [kg] 1.400 Nutzlast bis [kg] 1.800	24.3461-1702.5	240450	Ø 46 - Halter
2.5 DT	62	10/97→11/01	←	☐; → 10/01; Nutzlast [kg]: 1.400; - ABS	24.3481-1719.5	240155	TRW Ø1 40 Ø2 48 - Halter
			←	☐; → 10/01; Nutzlast [kg]: 1.400; - ABS	24.3481-1720.5	240156	TRW Ø1 40 Ø2 48 - Halter
			←	☐; 11/01→; + ABS; Nutzlast [kg]: 1.400	24.3481-1795.5	240768	Ø1 48 Ø2 44 - Halter





















	kw			 	! #		
<b>PEUGEOT - BOXER Kasten (230L) 03/94→06/03</b>							
 <b>Bremssattel</b>							
2.5 DT	62	10/97→11/01	←	☐; 11/01→; + ABS; Nutzlast [kg]: 1.400	24.3481-1796.5	240769	Ø1 48 Ø2 44 - Halter
			←	☐; 11/01→; Nutzlast [kg]: 1.800; + ABS	24.3521-1715.5	240770	Ø1 52 Ø2 46 - Halter
			←	☐; 11/01→; Nutzlast [kg]: 1.800; + ABS	24.3521-1716.5	240771	Ø1 52 Ø2 46 - Halter
			→	☐; 11/01→; Nutzlast ab [kg] 1.400 Nutzlast bis [kg] 1.800	24.3461-1701.5	240449	Ø 46 - Halter
			→	☐; 11/01→; Nutzlast ab [kg] 1.400 Nutzlast bis [kg] 1.800	24.3461-1702.5	240450	Ø 46 - Halter
2.5 TD	76	03/94→04/02	←	☐; → 10/01; Nutzlast [kg]: 1.400; - ABS	24.3481-1711.5	240129	TRW Ø1 40 Ø2 48 - Halter
			←	☐; → 10/01; Nutzlast [kg]: 1.400; - ABS	24.3481-1712.5	240130	TRW Ø1 40 Ø2 48 - Halter
			←	☐; 11/01→ 03/02; Nutzlast [kg]: 1.400; + ABS	24.3481-1795.5	240768	Ø1 48 Ø2 44 - Halter
			←	☐; 11/01→ 03/02; Nutzlast [kg]: 1.400; + ABS	24.3481-1796.5	240769	Ø1 48 Ø2 44 - Halter
			←	☐; 11/01→ 03/02; Nutzlast [kg]: 1.800; + ABS	24.3521-1715.5	240770	Ø1 52 Ø2 46 - Halter
			←	☐; 11/01→ 03/02; Nutzlast [kg]: 1.800; + ABS	24.3521-1716.5	240771	Ø1 52 Ø2 46 - Halter
2.5 TDI 2.5 TDI 4x4 2.8 HDI	79 79 94	01/97→04/02 07/99→04/02 11/00→04/02	←	☐; → 10/01; Nutzlast [kg]: 1.400; - ABS	24.3481-1711.5	240129	TRW Ø1 40 Ø2 48 - Halter
			←	☐; → 10/01; Nutzlast [kg]: 1.400; - ABS	24.3481-1712.5	240130	TRW Ø1 40 Ø2 48 - Halter
			←	☐; 11/01→ 03/02; Nutzlast [kg]: 1.400; + ABS	24.3481-1795.5	240768	Ø1 48 Ø2 44 - Halter
			←	☐; 11/01→ 03/02; Nutzlast [kg]: 1.400; + ABS	24.3481-1796.5	240769	Ø1 48 Ø2 44 - Halter
			←	☐; 11/01→ 03/02; Nutzlast [kg]: 1.800; + ABS	24.3521-1715.5	240770	Ø1 52 Ø2 46 - Halter
			←	☐; 11/01→ 03/02; Nutzlast [kg]: 1.800; + ABS	24.3521-1716.5	240771	Ø1 52 Ø2 46 - Halter
			→	☐; 11/01→ 03/02; Nutzlast ab [kg] 1.400 Nutzlast bis [kg] 1.800	24.3461-1701.5	240449	Ø 46 - Halter
			→	☐; 11/01→ 03/02; Nutzlast ab [kg] 1.400 Nutzlast bis [kg] 1.800	24.3461-1702.5	240450	Ø 46 - Halter
2.8 D	64	01/99→02/02	←	☐; → S 16206253; Nutzlast [kg]: 1.400; - ABS	24.3481-1711.5	240129	TRW Ø1 40 Ø2 48 - Halter
					24.3481-1719.5	240155	TRW Ø1 40 Ø2 48 - Halter
			←	☐; → S 16206253; Nutzlast [kg]: 1.400; - ABS	24.3481-1712.5	240130	TRW Ø1 40 Ø2 48 - Halter
					24.3481-1720.5	240156	TRW Ø1 40 Ø2 48 - Halter
			←	☐; S 16204256→; Nutzlast [kg]: 1.400; + ABS	24.3481-1795.5	240768	Ø1 48 Ø2 44 - Halter
			←	☐; S 16204256→; Nutzlast [kg]: 1.400; + ABS	24.3481-1796.5	240769	Ø1 48 Ø2 44 - Halter
			←	☐; S 16194400→; Nutzlast [kg]: 1.800; + ABS	24.3521-1715.5	240770	Ø1 52 Ø2 46 - Halter
			←	☐; S 16194400→; Nutzlast [kg]: 1.800; + ABS	24.3521-1716.5	240771	Ø1 52 Ø2 46 - Halter
2.8 HDi	93	10/00→11/01	→	☐; 11/01→; Nutzlast ab [kg] 1.400 Nutzlast bis [kg] 1.800	24.3461-1701.5	240449	Ø 46 - Halter
			→	☐; 11/01→; Nutzlast ab [kg] 1.400 Nutzlast bis [kg] 1.800	24.3461-1702.5	240450	Ø 46 - Halter
2.8 HDi 4x4	93	10/00→11/01	←	☐; → 10/01; Nutzlast [kg]: 1.400; - ABS	24.3481-1711.5	240129	TRW Ø1 40 Ø2 48 - Halter
			←	☐; → 10/01; Nutzlast [kg]: 1.400; - ABS	24.3481-1712.5	240130	TRW Ø1 40 Ø2 48 - Halter
			←	☐; 11/01→; + ABS; Nutzlast [kg]: 1.400	24.3481-1795.5	240768	Ø1 48 Ø2 44 - Halter
			←	☐; 11/01→; + ABS; Nutzlast [kg]: 1.400	24.3481-1796.5	240769	Ø1 48 Ø2 44 - Halter
			←	☐; + ABS; Nutzlast [kg]: 1.800	24.3521-1715.5	240770	Ø1 52 Ø2 46 - Halter
			←	☐; + ABS; Nutzlast [kg]: 1.800	24.3521-1716.5	240771	Ø1 52 Ø2 46 - Halter
			→	☐; 11/01→; Nutzlast ab [kg] 1.400 Nutzlast bis [kg] 1.800	24.3461-1701.5	240449	Ø 46 - Halter
			→	☐; 11/01→; Nutzlast ab [kg] 1.400 Nutzlast bis [kg] 1.800	24.3461-1702.5	240450	Ø 46 - Halter
2.8 HDi 4x4	94	10/00→04/02	←	☐; → 10/01; Nutzlast [kg]: 1.400; - ABS	24.3481-1711.5	240129	TRW Ø1 40 Ø2 48 - Halter
			←	☐; → 10/01; Nutzlast [kg]: 1.400; - ABS	24.3481-1712.5	240130	TRW Ø1 40 Ø2 48 - Halter
			←	☐; 11/01→ 03/02; Nutzlast [kg]: 1.400; + ABS	24.3481-1795.5	240768	Ø1 48 Ø2 44 - Halter

	kw			 	! #			
<b>PEUGEOT - BOXER Kasten (230L) 03/94→06/03</b>								
<b> Bremssattel</b>								
2.8 HDi 4x4	94	10/00→04/02	←	☐; 11/01→ 03/02; Nutzlast [kg]: 1.400; + ABS		24.3481-1796.5	240769	Ø1 48 Ø2 44 - Halter
			←	☐; → 03/02; + ABS; Nutzlast [kg]: 1.800		24.3521-1715.5	240770	Ø1 52 Ø2 46 - Halter
			←	☐; → 03/02; + ABS; Nutzlast [kg]: 1.800		24.3521-1716.5	240771	Ø1 52 Ø2 46 - Halter
			→	☐; 11/01→ 03/02; Nutzlast ab [kg] 1.400 Nutzlast bis [kg] 1.800		24.3461-1701.5	240449	Ø 46 - Halter
			→	☐; 11/01→ 03/02; Nutzlast ab [kg] 1.400 Nutzlast bis [kg] 1.800		24.3461-1702.5	240450	Ø 46 - Halter
<b>Zubehörsatz, Bremssattel</b>								
1.9 D	50	07/99→04/02		→ 10/01; Nutzlast [kg]: 1.000; + ABS		24.0101-4804.2	260050	TRW
1.9 D	51	03/94→04/02						
1.9 DT 4x4	66	03/96→09/98		+ ABS; Nutzlast ab [kg] 1.000 Nutzlast bis [kg] 1.400		24.0101-4804.2	260050	TRW
2.0 4x4	80	03/96→09/98						
1.9 TD	66	07/99→04/02		→ 10/01; Nutzlast ab [kg] 1.000 Nutzlast bis [kg] 1.400; + ABS		24.0101-4804.2	260050	TRW
1.9 TD	68	03/94→04/02						
2.0 HDI	62	08/01→04/02						
2.0 i	80	06/94→04/02						
2.5 D	63	03/94→04/02		→ 10/01; Nutzlast [kg]: 1.400; + ABS		24.0101-4804.2	260050	TRW
2.5 D 4x4	63	07/99→04/02						
2.5 DT	62	10/97→11/01						
2.8 D	64	01/99→02/02		→ S 16206253; Nutzlast [kg]: 1.400; + ABS		24.0101-4804.2	260050	TRW
<b> Bremsschlauch</b>								
1.9 D 1.9 D	50 51	07/99→04/02 03/94→04/02	←	S 15866410→; → 10/01; Nutzlast [kg]: 1.000	2	24.5112-0461.3	330616	L= 460
						24.5112-0466.3	330579	L= 462
			←	→ S 15866409; Nutzlast [kg]: 1.000	2	24.5112-0465.3	330526	L= 465
						24.5112-0466.3	330579	L= 462
			←	11/01→ 03/02; Nutzlast [kg]: 1.000	2	24.5112-0470.3	331460	L= 470
						24.5112-0477.3	331299	L= 477
			→	☐; → 10/01; Nutzlast [kg]: 1.000; + ABS; für Fahrzeuge ohne verstärktes Fahrwerk		24.5112-0315.3	330509	L= 315
			→	→ 10/01; Nutzlast [kg]: 1.000; - ABS; für Fahrzeuge ohne verstärktes Fahrwerk	1	24.5112-0340.3	330511	L= 340
→	11/01→ 03/02; Nutzlast [kg]: 1.000; - ABS; für Fahrzeuge mit Trommelbremse an der Hinterachse	1	24.5112-0361.3	330649	L= 360 + Halter			
→	→ 10/01; Nutzlast [kg]: 1.000; - ABS; für Fahrzeuge mit verstärktem Fahrwerk	1	24.5112-0361.3	330649	L= 360 + Halter			
→	11/01→ 03/02; Nutzlast [kg]: 1.000; für Fahrzeuge mit Scheibenbremse an der Hinterachse	2	83.6401-0159.3	330746	L= 160			
1.9 TD 1.9 TD	66 68	07/99→04/02 03/94→04/02	←	S 15866410→; → 10/01; Nutzlast ab [kg] 1.000 Nutzlast bis [kg] 1.400	2	24.5112-0461.3	330616	L= 460
						24.5112-0466.3	330579	L= 462
			←	→ S 15866409; Nutzlast ab [kg] 1.000 Nutzlast bis [kg] 1.400	2	24.5112-0465.3	330526	L= 465
						24.5112-0466.3	330579	L= 462
			←	11/01→ 03/02; Nutzlast ab [kg] 1.000 Nutzlast bis [kg] 1.400	2	24.5112-0470.3	331460	L= 470
						24.5112-0477.3	331299	L= 477
			→	☐; → 10/01; Nutzlast ab [kg] 1.000 Nutzlast bis [kg] 1.400; + ABS; für Fahrzeuge ohne verstärktes Fahrwerk		24.5112-0315.3	330509	L= 315
			→	→ 10/01; Nutzlast ab [kg] 1.000 Nutzlast bis [kg] 1.400; - ABS; für Fahrzeuge ohne verstärktes Fahrwerk	1	24.5112-0340.3	330511	L= 340
→	→ 10/01; Nutzlast ab [kg] 1.000 Nutzlast bis [kg] 1.400; - ABS; für Fahrzeuge mit verstärktem Fahrwerk	1	24.5112-0361.3	330649	L= 360 + Halter			
→	11/01→ 03/02; Nutzlast ab [kg] 1.000 Nutzlast bis [kg] 1.400; - ABS; für Fahrzeuge mit Trommelbremse an der Hinterachse	1	24.5112-0361.3	330649	L= 360 + Halter			
→	11/01→ 03/02; Nutzlast ab [kg] 1.000 Nutzlast bis [kg] 1.400; für Fahrzeuge mit Scheibenbremse an der Hinterachse	2	83.6401-0159.3	330746	L= 160			
2.0 HDI	62	08/01→04/02	←	→ 10/01; Nutzlast ab [kg] 1.000 Nutzlast bis [kg] 1.800	2	24.5112-0461.3	330616	L= 460
						24.5112-0466.3	330579	L= 462
			←	11/01→ 03/02; Nutzlast ab [kg] 1.000 Nutzlast bis [kg] 1.800	2	24.5112-0470.3	331460	L= 470
					24.5112-0477.3	331299	L= 477	
↓								












	kw			 	! #			
<b>PEUGEOT - BOXER Kasten (230L) 03/94→06/03</b>								
<b>Bremsschlauch</b>								
2.0 HDI	62	08/01→04/02	➡	☐; → 10/01; Nutzlast ab [kg] 1.000 Nutzlast bis [kg] 1.800; + ABS; für Fahrzeuge ohne verstärktes Fahrwerk	1	24.5112-0315.3	330509	L= 315
			➡	→ 10/01; Nutzlast ab [kg] 1.000 Nutzlast bis [kg] 1.800; - ABS; für Fahrzeuge ohne verstärktes Fahrwerk	1	24.5112-0340.3	330511	L= 340
			➡	11/01→ 03/02; Nutzlast ab [kg] 1.000 Nutzlast bis [kg] 1.800; - ABS; für Fahrzeuge mit Trommelbremse an der Hinterachse	1	24.5112-0361.3	330649	L= 360 + Halter
			➡	→ 10/01; Nutzlast ab [kg] 1.000 Nutzlast bis [kg] 1.800; - ABS; für Fahrzeuge mit verstärktem Fahrwerk	1	24.5112-0361.3	330649	L= 360 + Halter
			➡	11/01→ 03/02; Nutzlast ab [kg] 1.000 Nutzlast bis [kg] 1.800; für Fahrzeuge mit Scheibenbremse an der Hinterachse	2	83.6401-0159.3	330746	L= 160
2.0 i	80	06/94→04/02	←	S 15866410→; → 10/01; Nutzlast ab [kg] 1.000 Nutzlast bis [kg] 1.800	2	24.5112-0461.3	330616	L= 460
						24.5112-0466.3	330579	L= 462
			←	→ S 15866409; Nutzlast ab [kg] 1.000 Nutzlast bis [kg] 1.800	2	24.5112-0465.3	330526	L= 465
						24.5112-0466.3	330579	L= 462
			←	11/01→ 03/02; Nutzlast ab [kg] 1.000 Nutzlast bis [kg] 1.800	2	24.5112-0470.3	331460	L= 470
						24.5112-0477.3	331299	L= 477
			➡	☐; → 10/01; Nutzlast ab [kg] 1.000 Nutzlast bis [kg] 1.800; + ABS; für Fahrzeuge ohne verstärktes Fahrwerk		24.5112-0315.3	330509	L= 315
			➡	→ 10/01; Nutzlast ab [kg] 1.000 Nutzlast bis [kg] 1.800; - ABS; für Fahrzeuge ohne verstärktes Fahrwerk	1	24.5112-0340.3	330511	L= 340
2.5 D 2.5 D 4x4	63 63	03/94→04/02 07/99→04/02	←	S 15866410→; → 10/01; Nutzlast ab [kg] 1.000 Nutzlast bis [kg] 1.800	2	24.5112-0461.3	330616	L= 460
						24.5112-0466.3	330579	L= 462
			←	→ S 15866409; Nutzlast ab [kg] 1.400 Nutzlast bis [kg] 1.800	2	24.5112-0465.3	330526	L= 465
						24.5112-0466.3	330579	L= 462
			←	11/01→ 03/02; Nutzlast ab [kg] 1.400 Nutzlast bis [kg] 1.800	2	24.5112-0470.3	331460	L= 470
						24.5112-0477.3	331299	L= 477
			➡	☐; → 10/01; Nutzlast ab [kg] 1.400 Nutzlast bis [kg] 1.800; + ABS; für Fahrzeuge ohne verstärktes Fahrwerk		24.5112-0315.3	330509	L= 315
			➡	→ 10/01; Nutzlast ab [kg] 1.400 Nutzlast bis [kg] 1.800; - ABS; für Fahrzeuge ohne verstärktes Fahrwerk	1	24.5112-0340.3	330511	L= 340
2.5 DT	62	10/97→11/01	←	S 15866410→; → 10/01; Nutzlast ab [kg] 1.000 Nutzlast bis [kg] 1.800	2	24.5112-0461.3	330616	L= 460
						24.5112-0466.3	330579	L= 462
			←	→ S 15866409; Nutzlast ab [kg] 1.400 Nutzlast bis [kg] 1.800	2	24.5112-0465.3	330526	L= 465
						24.5112-0466.3	330579	L= 462
			←	11/01→; Nutzlast ab [kg] 1.400 Nutzlast bis [kg] 1.800	2	24.5112-0470.3	331460	L= 470
			24.5112-0477.3	331299	L= 477			
			➡	☐; → 10/01; Nutzlast ab [kg] 1.400 Nutzlast bis [kg] 1.800; + ABS; für Fahrzeuge ohne verstärktes Fahrwerk		24.5112-0315.3	330509	L= 315



	kw			 	! #					
<b>PEUGEOT - BOXER Kasten (230L) 03/94→06/03</b>										
<b>Bremsschlauch</b>										
2.5 DT	62	10/97→11/01	➔	→ 10/01; Nutzlast ab [kg] 1.400 Nutzlast bis [kg] 1.800; - ABS; für Fahrzeuge ohne verstärktes Fahrwerk	1	24.5112-0340.3 330511	L= 340			
			➔	11/01→; Nutzlast ab [kg] 1.400 Nutzlast bis [kg] 1.800; - ABS; für Fahrzeuge mit Trommelbremse an der Hinterachse	1	24.5112-0361.3 330649	L= 360 + Halter			
			➔	→ 10/01; Nutzlast ab [kg] 1.400 Nutzlast bis [kg] 1.800; - ABS; für Fahrzeuge mit verstärktem Fahrwerk	1	24.5112-0361.3 330649	L= 360 + Halter			
			➔	11/01→; Nutzlast ab [kg] 1.400 Nutzlast bis [kg] 1.800; für Fahrzeuge mit Scheibenbremse an der Hinterachse	2	83.6401-0159.3 330746	L= 160			
2.5 TD 2.5 TDI 2.5 TDI 4x4 2.8 HDI	76 79 79 94	03/94→04/02 01/97→04/02 07/99→04/02 11/00→04/02	←	S 15866410→; → 10/01; Nutzlast ab [kg] 1.400 Nutzlast bis [kg] 1.800	2	24.5112-0461.3 330616 24.5112-0466.3 330579	L= 460 L= 462			
			←	→ S 15866409; Nutzlast ab [kg] 1.400 Nutzlast bis [kg] 1.800	2	24.5112-0465.3 330526 24.5112-0466.3 330579	L= 465 L= 462			
			←	11/01→ 03/02; Nutzlast ab [kg] 1.400 Nutzlast bis [kg] 1.800	2	24.5112-0470.3 331460 24.5112-0477.3 331299	L= 470 L= 477			
			➔	☐; → 10/01; Nutzlast ab [kg] 1.400 Nutzlast bis [kg] 1.800; + ABS; für Fahrzeuge ohne verstärktes Fahrwerk		24.5112-0315.3 330509	L= 315			
			➔	→ 10/01; Nutzlast ab [kg] 1.400 Nutzlast bis [kg] 1.800; - ABS; für Fahrzeuge ohne verstärktes Fahrwerk	1	24.5112-0340.3 330511	L= 340			
			➔	11/01→ 03/02; Nutzlast ab [kg] 1.400 Nutzlast bis [kg] 1.800; - ABS; für Fahrzeuge mit Trommelbremse an der Hinterachse	1	24.5112-0361.3 330649	L= 360 + Halter			
			➔	→ 10/01; Nutzlast ab [kg] 1.400 Nutzlast bis [kg] 1.800; - ABS; für Fahrzeuge mit verstärktem Fahrwerk	1	24.5112-0361.3 330649	L= 360 + Halter			
			➔	11/01→ 03/02; Nutzlast ab [kg] 1.400 Nutzlast bis [kg] 1.800; für Fahrzeuge mit Scheibenbremse an der Hinterachse	2	83.6401-0159.3 330746	L= 160			
			2.8 D	64	01/99→02/02	←	S 15866410→ S 16206244; Nutzlast ab [kg] 1.400 Nutzlast bis [kg] 1.800	2	24.5112-0461.3 330616 24.5112-0466.3 330579	L= 460 L= 462
						←	→ S 15866409; Nutzlast ab [kg] 1.400 Nutzlast bis [kg] 1.800	2	24.5112-0465.3 330526 24.5112-0466.3 330579	L= 465 L= 462
←	S 16205353→; Nutzlast ab [kg] 1.400 Nutzlast bis [kg] 1.800	2				24.5112-0470.3 331460 24.5112-0477.3 331299	L= 470 L= 477			
➔	☐; → S 16206253; Nutzlast ab [kg] 1.400 Nutzlast bis [kg] 1.800; + ABS; für Fahrzeuge ohne verstärktes Fahrwerk					24.5112-0315.3 330509	L= 315			
➔	→ S 16206244; Nutzlast ab [kg] 1.400 Nutzlast bis [kg] 1.800; - ABS; für Fahrzeuge ohne verstärktes Fahrwerk	1				24.5112-0340.3 330511	L= 340			
➔	S 16205353→; Nutzlast ab [kg] 1.400 Nutzlast bis [kg] 1.800; - ABS; für Fahrzeuge mit Trommelbremse an der Hinterachse	1				24.5112-0361.3 330649	L= 360 + Halter			
➔	→ S 16206244; Nutzlast ab [kg] 1.400 Nutzlast bis [kg] 1.800; - ABS; für Fahrzeuge mit verstärktem Fahrwerk	1				24.5112-0361.3 330649	L= 360 + Halter			
➔	S 16205353→; Nutzlast ab [kg] 1.400 Nutzlast bis [kg] 1.800; - ABS; für Fahrzeuge mit Scheibenbremse an der Hinterachse	2				83.6401-0159.3 330746	L= 160			
➔	S 16194400→; Nutzlast ab [kg] 1.400 Nutzlast bis [kg] 1.800; + ABS; für Fahrzeuge mit Scheibenbremse an der Hinterachse	2				83.6401-0159.3 330746	L= 160			
2.8 HDi	93	10/00→11/01				←	S 15866410→; → 10/01; Nutzlast ab [kg] 1.400 Nutzlast bis [kg] 1.800	2	24.5112-0461.3 330616 24.5112-0466.3 330579	L= 460 L= 462
			←	11/00→; → S 15866409; Nutzlast ab [kg] 1.400 Nutzlast bis [kg] 1.800	2	24.5112-0465.3 330526 24.5112-0466.3 330579	L= 465 L= 462			
			←	11/01→; Nutzlast ab [kg] 1.400 Nutzlast bis [kg] 1.800	2	24.5112-0470.3 331460 24.5112-0477.3 331299	L= 470 L= 477			
			➔	☐; 11/00→ 10/01; Nutzlast ab [kg] 1.400 Nutzlast bis [kg] 1.800; + ABS; für Fahrzeuge ohne verstärktes Fahrwerk		24.5112-0315.3 330509	L= 315			









	kw					! #		
<b>PEUGEOT - BOXER Kasten (230L) 03/94→06/03</b>								
 <b>Bremsschlauch</b>								
2.8 HDi	93	10/00→11/01	➔	11/00→ 10/01; Nutzlast ab [kg] 1.400 Nutzlast bis [kg] 1.800; - ABS; für Fahrzeuge ohne verstärktes Fahrwerk	1	24.5112-0340.3	330511	L= 340
			➔	11/01→; Nutzlast ab [kg] 1.400 Nutzlast bis [kg] 1.800; - ABS; für Fahrzeuge mit Trommelbremse an der Hinterachse	1	24.5112-0361.3	330649	L= 360 + Halter
			➔	11/00→ 10/01; Nutzlast ab [kg] 1.400 Nutzlast bis [kg] 1.800; - ABS; für Fahrzeuge mit verstärktem Fahrwerk	1	24.5112-0361.3	330649	L= 360 + Halter
			➔	11/01→; Nutzlast ab [kg] 1.400 Nutzlast bis [kg] 1.800; für Fahrzeuge mit Scheibenbremse an der Hinterachse	2	83.6401-0159.3	330746	L= 160
<b>PEUGEOT - BOXER Kasten (244) 12/01→</b>								
 <b>Bremssattel</b>								
2.0	81	04/02→	←	☐; → 03/06; Nutzlast ab [kg] 1.000 Nutzlast bis [kg] 1.400; + ABS;		24.3481-1795.5	240768	Ø1 48 Ø2 44 - Halter
2.0 HDi	62	04/02→						
2.2 HDi	74	04/02→						
2.8 HDi	93	09/05→09/09						
2.8 HDi	94	04/02→	←	☐; → 03/06; Nutzlast ab [kg] 1.000 Nutzlast bis [kg] 1.400; + ABS;		24.3481-1796.5	240769	Ø1 48 Ø2 44 - Halter
2.8 HDi	107	04/04→						
2.8 HDi 4x4	94	04/02→	←	☐; → 03/06; Nutzlast [kg]: 1.800; + ABS; 1-Kreis-Bremse		24.3521-1715.5	240770	Ø1 52 Ø2 46 - Halter
			←	☐; → 03/06; Nutzlast [kg]: 1.800; + ABS; 1-Kreis-Bremse		24.3521-1716.5	240771	Ø1 52 Ø2 46 - Halter
			➔	☐; → 03/06; Nutzlast ab [kg] 1.000 Nutzlast bis [kg] 1.800		24.3461-1701.5	240449	Ø 46 - Halter
			➔	☐; → 03/06; Nutzlast ab [kg] 1.000 Nutzlast bis [kg] 1.800		24.3461-1702.5	240450	Ø 46 - Halter
2.0 BiFuel	81	12/01→06/06	←	☐; 04/02→ 03/06; Nutzlast ab [kg] 1.000 Nutzlast bis [kg] 1.400; + ABS;		24.3481-1795.5	240768	Ø1 48 Ø2 44 - Halter
			←	☐; 04/02→ 03/06; Nutzlast ab [kg] 1.000 Nutzlast bis [kg] 1.400; + ABS;		24.3481-1796.5	240769	Ø1 48 Ø2 44 - Halter
			←	☐; 04/02→ 03/06; Nutzlast [kg]: 1.800; + ABS; 1-Kreis-Bremse		24.3521-1715.5	240770	Ø1 52 Ø2 46 - Halter
			←	☐; 04/02→ 03/06; Nutzlast [kg]: 1.800; + ABS; 1-Kreis-Bremse		24.3521-1716.5	240771	Ø1 52 Ø2 46 - Halter
			➔	☐; 04/02→ 03/06; Nutzlast ab [kg] 1.000 Nutzlast bis [kg] 1.800		24.3461-1701.5	240449	Ø 46 - Halter
			➔	☐; 04/02→ 03/06; Nutzlast ab [kg] 1.000 Nutzlast bis [kg] 1.800		24.3461-1702.5	240450	Ø 46 - Halter
 <b>Bremsschlauch</b>								
2.0	81	04/02→	←	→ 03/06; Nutzlast ab [kg] 1.000 Nutzlast bis [kg] 1.800	2	24.5112-0470.3	331460	L= 470
2.0 HDi	62	04/02→				24.5112-0477.3	331299	L= 477
2.2 HDi	74	04/02→						
2.8 HDi	93	09/05→09/09	➔	→ 03/06; Nutzlast ab [kg] 1.000 Nutzlast bis [kg] 1.800; - ABS;	1	24.5112-0361.3	330649	L= 360 + Halter
2.8 HDi	94	04/02→						
2.8 HDi	107	04/04→						
2.8 HDi 4x4	94	04/02→	➔	→ 03/06; Nutzlast ab [kg] 1.000 Nutzlast bis [kg] 1.800; für Fahrzeuge mit Scheibenbremse an der Hinterachse	2	83.6401-0159.3	330746	L= 160
2.0 BiFuel	81	12/01→06/06	←	04/02→ 03/06; Nutzlast ab [kg] 1.000 Nutzlast bis [kg] 1.800	2	24.5112-0470.3	331460	L= 470
						24.5112-0477.3	331299	L= 477
			➔	04/02→ 03/06; Nutzlast ab [kg] 1.000 Nutzlast bis [kg] 1.800; - ABS; für Fahrzeuge mit Trommelbremse an der Hinterachse	1	24.5112-0361.3	330649	L= 360 + Halter
			➔	04/02→ 03/06; Nutzlast ab [kg] 1.000 Nutzlast bis [kg] 1.800; für Fahrzeuge mit Scheibenbremse an der Hinterachse	2	83.6401-0159.3	330746	L= 160
<b>PEUGEOT - BOXER Pritsche/Fahrgestell 04/06→</b>								
 <b>Bremssattel</b>								
2.0 BlueHDi 110	81	07/15→	←	☐; Nutzlast leicht 16Q;		24.3521-1711.5	240755	BRE Ø1 52 Ø2 46 - Halter
2.0 BlueHDi 130	96	07/15→						
2.0 BlueHDi 160	120	07/15→						
↓				Nutzlast [kg]: 1.600; nicht für erhöhte Nutzlast				

















	kw			 	! #		
<b>PEUGEOT - BOXER Pritsche/Fahrgestell 04/06→</b>							
 <b>Bremssattel</b>							
2.0 BlueHDi 110	81	07/15→	←	☐; Nutzlast leicht 16Q; Nutzlast [kg]: 1.600; nicht für erhöhte Nutzlast		24.3521-1712.5 240756	BRE Ø1 52 Ø2 46 - Halter
2.0 BlueHDi 130	96	07/15→					
2.0 BlueHDi 160	120	07/15→					
2.2 HDi 100	74	04/06→	←	☐; Nutzlast leicht 16Q; Nutzlast [kg]: 1.600; nicht für erhöhte Nutzlast		24.3521-1711.5 240755	BRE Ø1 52 Ø2 46 - Halter
2.2 HDi 110	81	03/11→					
2.2 HDi 120	88	04/06→					
2.2 HDi 130	96	03/11→	←	☐; Nutzlast leicht 16Q; Nutzlast [kg]: 1.600; nicht für erhöhte Nutzlast		24.3521-1712.5 240756	BRE Ø1 52 Ø2 46 - Halter
2.2 HDi 150	110	03/11→					
3.0 HDi	115	02/07→					
3.0 HDi 145	107	04/10→	←	☐; Nutzlast schwer 16Q; Nutzlast [kg]: 1.600; für erhöhte Nutzlast		24.3521-1713.5 240762	Ø1 52 Ø2 46 - Halter
3.0 HDi 160	116	04/06→	←	☐; Nutzlast schwer 16Q; Nutzlast [kg]: 1.600; für erhöhte Nutzlast		24.3521-1714.5 240763	Ø1 52 Ø2 46 - Halter
3.0 HDi 175	130	03/11→	→	☐		24.3481-1811.5 240758	BOS Ø 48 - Halter
			→	☐		24.3481-1812.5 240759	BOS Ø 48 - Halter
 <b>Bremsschlauch</b>							
2.0 BlueHDi 110	81	07/15→	←		2	24.5112-0492.3 331217	L= 492
2.0 BlueHDi 130	96	07/15→	→	kurzer Radstand	2	24.5112-0417.3 331298	L= 417
2.0 BlueHDi 160	120	07/15→					
2.2 HDi 100	74	04/06→	→	langer Radstand	2	83.7101-9489.3 330906	L= 488,5
2.2 HDi 110	81	03/11→					
2.2 HDi 120	88	04/06→					
2.2 HDi 130	96	03/11→					
2.2 HDi 150	110	03/11→					
3.0 HDi	115	02/07→					
3.0 HDi 145	107	04/10→					
3.0 HDi 160	116	04/06→					
3.0 HDi 175	130	03/11→					
<b>PEUGEOT - BOXER Pritsche/Fahrgestell (244) 12/01→</b>							
 <b>Bremssattel</b>							
2.0 BiFuel	81	12/01→06/06	←	☐; 04/02→ 03/06; Nutzlast ab [kg] 1.000 Nutzlast bis [kg] 1.400; + ABS; 1-Kreis-Bremse		24.3481-1795.5 240768	Ø1 48 Ø2 44 - Halter
			←	☐; 04/02→ 03/06; Nutzlast ab [kg] 1.000 Nutzlast bis [kg] 1.400; + ABS; 1-Kreis-Bremse		24.3481-1796.5 240769	Ø1 48 Ø2 44 - Halter
			←	☐; 04/02→ 03/06; Nutzlast [kg]: 1.800; + ABS; 1-Kreis-Bremse		24.3521-1715.5 240770	Ø1 52 Ø2 46 - Halter
			←	☐; 04/02→ 03/06; Nutzlast [kg]: 1.800; + ABS; 1-Kreis-Bremse		24.3521-1716.5 240771	Ø1 52 Ø2 46 - Halter
			→	☐; 04/02→ 03/06; Nutzlast ab [kg] 1.000 Nutzlast bis [kg] 1.800		24.3461-1701.5 240449	Ø 46 - Halter
			→	☐; 04/02→ 03/06; Nutzlast ab [kg] 1.000 Nutzlast bis [kg] 1.800		24.3461-1702.5 240450	Ø 46 - Halter
2.0 HDi	62	04/02→	←	☐; → 03/06; Nutzlast ab [kg] 1.000 Nutzlast bis [kg] 1.400; + ABS; 1-Kreis-Bremse		24.3481-1795.5 240768	Ø1 48 Ø2 44 - Halter
2.2 HDi	74	04/02→					
2.8 HDi	94	04/02→					
2.8 HDi	107	04/04→	←	☐; → 03/06; Nutzlast ab [kg] 1.000 Nutzlast bis [kg] 1.400; + ABS; 1-Kreis-Bremse		24.3481-1796.5 240769	Ø1 48 Ø2 44 - Halter
2.8 HDi 4x4	94	04/02→	←	☐; → 03/06; Nutzlast [kg]: 1.800; + ABS; 1-Kreis-Bremse		24.3521-1715.5 240770	Ø1 52 Ø2 46 - Halter
			←	☐; → 03/06; Nutzlast [kg]: 1.800; + ABS; 1-Kreis-Bremse		24.3521-1716.5 240771	Ø1 52 Ø2 46 - Halter
			→	☐; → 03/06; Nutzlast ab [kg] 1.000 Nutzlast bis [kg] 1.800		24.3461-1701.5 240449	Ø 46 - Halter
			→	☐; → 03/06; Nutzlast ab [kg] 1.000 Nutzlast bis [kg] 1.800		24.3461-1702.5 240450	Ø 46 - Halter
 <b>Bremsschlauch</b>							
2.0 BiFuel	81	12/01→06/06	←	04/02→ 03/06; Nutzlast ab [kg] 1.000 Nutzlast bis [kg] 1.800	2	24.5112-0470.3 331460	L= 470
			→	04/02→ 03/06; Nutzlast ab [kg] 1.000 Nutzlast bis [kg] 1.800; - ABS; für Fahrzeuge mit Trommelbremse an der Hinterachse	1	24.5112-0361.3 330649	L= 360 + Halter
			→	04/02→ 03/06; Nutzlast ab [kg] 1.000 Nutzlast bis [kg] 1.800; für Fahrzeuge mit Scheibenbremse an der Hinterachse	2	83.6401-0159.3 330746	L= 160
2.0 HDi	62	04/02→	←	→ 03/06; Nutzlast ab [kg] 1.000 Nutzlast bis [kg] 1.800	2	24.5112-0470.3 331460	L= 470
2.2 HDi	74	04/02→					












	kw				! #		
<b>PEUGEOT - BOXER Pritsche/Fahrgestell (244) 12/01→</b>							
 <b>Bremsschlauch</b>							
2.8 HDi	94	04/02→	←	→ 03/06; Nutzlast ab [kg] 1.000 Nutzlast bis [kg] 1.800		24.5112-0477.3 331299	L= 477
2.8 HDi	107	04/04→					
2.8 HDi 4x4	94	04/02→	→	→ 03/06; Nutzlast ab [kg] 1.000 Nutzlast bis [kg] 1.800; - ABS; für Fahrzeuge mit Trommelbremse an der Hinterachse	1	24.5112-0361.3 330649	L= 360 + Halter
			→	→ 03/06; Nutzlast ab [kg] 1.000 Nutzlast bis [kg] 1.800; für Fahrzeuge mit Scheibenbremse an der Hinterachse	2	83.6401-0159.3 330746	L= 160
<b>PEUGEOT - BOXER Pritsche/Fahrgestell (ZCT_) 03/94→04/02</b>							
 <b>Bremssattel</b>							
1.9 D	51	03/94→04/02	←	☐; → S 16206253; - ABS; Nutzlast ab [kg] 1.000 Nutzlast bis [kg] 1.400		24.3481-1711.5 240129	TRW Ø1 40 Ø2 48 - Halter
						24.3481-1719.5 240155	TRW Ø1 40 Ø2 48 - Halter
			←	☐; → S 16206253; - ABS; Nutzlast ab [kg] 1.000 Nutzlast bis [kg] 1.400		24.3481-1712.5 240130	TRW Ø1 40 Ø2 48 - Halter
						24.3481-1720.5 240156	TRW Ø1 40 Ø2 48 - Halter
			←	☐; S 16204256→; + ABS; Nutzlast ab [kg] 1.000 Nutzlast bis [kg] 1.400		24.3481-1795.5 240768	Ø1 48 Ø2 44 - Halter
			←	☐; S 16204256→; + ABS; Nutzlast ab [kg] 1.000 Nutzlast bis [kg] 1.400		24.3481-1796.5 240769	Ø1 48 Ø2 44 - Halter
			→	☐; S 16194400→; Nutzlast ab [kg] 1.000 Nutzlast bis [kg] 1.400		24.3461-1701.5 240449	Ø 46 - Halter
			→	☐; S 16194400→; Nutzlast ab [kg] 1.000 Nutzlast bis [kg] 1.400		24.3461-1702.5 240450	Ø 46 - Halter
1.9 TD	66	06/94→04/02	←	☐; 12/98→ 10/01; Nutzlast ab [kg] 1.000 Nutzlast bis [kg] 1.400; - ABS		24.3481-1719.5 240155	TRW Ø1 40 Ø2 48 - Halter
			←	☐; 12/98→ 10/01; Nutzlast ab [kg] 1.000 Nutzlast bis [kg] 1.400; - ABS		24.3481-1720.5 240156	TRW Ø1 40 Ø2 48 - Halter
			←	☐; 11/01→ 03/02; Nutzlast ab [kg] 1.000 Nutzlast bis [kg] 1.400; + ABS		24.3481-1795.5 240768	Ø1 48 Ø2 44 - Halter
			←	☐; 11/01→ 03/02; Nutzlast ab [kg] 1.000 Nutzlast bis [kg] 1.400; + ABS		24.3481-1796.5 240769	Ø1 48 Ø2 44 - Halter
			→	☐; 11/01→ 03/02; Nutzlast ab [kg] 1.000 Nutzlast bis [kg] 1.400		24.3461-1701.5 240449	Ø 46 - Halter
			→	☐; 11/01→ 03/02; Nutzlast ab [kg] 1.000 Nutzlast bis [kg] 1.400		24.3461-1702.5 240450	Ø 46 - Halter
1.9 TD	68	07/94→04/02	←	☐; 07/96→ 10/01; Nutzlast ab [kg] 1.000 Nutzlast bis [kg] 1.400; - ABS		24.3481-1719.5 240155	TRW Ø1 40 Ø2 48 - Halter
			←	☐; 07/96→ 10/01; Nutzlast ab [kg] 1.000 Nutzlast bis [kg] 1.400; - ABS		24.3481-1720.5 240156	TRW Ø1 40 Ø2 48 - Halter
			←	☐; 11/01→ 03/02; Nutzlast ab [kg] 1.000 Nutzlast bis [kg] 1.400; + ABS		24.3481-1795.5 240768	Ø1 48 Ø2 44 - Halter
			←	☐; 11/01→ 03/02; Nutzlast ab [kg] 1.000 Nutzlast bis [kg] 1.400; + ABS		24.3481-1796.5 240769	Ø1 48 Ø2 44 - Halter
			→	☐; 11/01→ 03/02; Nutzlast ab [kg] 1.000 Nutzlast bis [kg] 1.400		24.3461-1701.5 240449	Ø 46 - Halter
			→	☐; 11/01→ 03/02; Nutzlast ab [kg] 1.000 Nutzlast bis [kg] 1.400		24.3461-1702.5 240450	Ø 46 - Halter
2.0	81	12/01→04/02	←	☐; → 03/02; Nutzlast ab [kg] 1.000 Nutzlast bis [kg] 1.400; + ABS		24.3481-1795.5 240768	Ø1 48 Ø2 44 - Halter
			←	☐; → 03/02; Nutzlast ab [kg] 1.000 Nutzlast bis [kg] 1.400; + ABS		24.3481-1796.5 240769	Ø1 48 Ø2 44 - Halter
			←	☐; → 03/02; Nutzlast [kg]: 1.800; + ABS		24.3521-1715.5 240770	Ø1 52 Ø2 46 - Halter
			←	☐; → 03/02; Nutzlast [kg]: 1.800; + ABS		24.3521-1716.5 240771	Ø1 52 Ø2 46 - Halter
			→	☐; → 03/02; Nutzlast ab [kg] 1.000 Nutzlast bis [kg] 1.800		24.3461-1701.5 240449	Ø 46 - Halter
			→	☐; → 03/02; Nutzlast ab [kg] 1.000 Nutzlast bis [kg] 1.800		24.3461-1702.5 240450	Ø 46 - Halter
2.0 i	80	06/94→04/02	←	☐; → 10/01; Nutzlast ab [kg] 1.000 Nutzlast bis [kg] 1.400; - ABS		24.3481-1719.5 240155	TRW Ø1 40 Ø2 48 - Halter
			←	☐; → 10/01; Nutzlast ab [kg] 1.000 Nutzlast bis [kg] 1.400; - ABS		24.3481-1720.5 240156	TRW Ø1 40 Ø2 48 - Halter
			←	☐; 11/01→ 03/02; Nutzlast ab [kg] 1.000 Nutzlast bis [kg] 1.400; + ABS		24.3481-1795.5 240768	Ø1 48 Ø2 44 - Halter
			←	☐; 11/01→ 03/02; Nutzlast ab [kg] 1.000 Nutzlast bis [kg] 1.400; + ABS		24.3481-1796.5 240769	Ø1 48 Ø2 44 - Halter
			←	☐; 11/01→ 03/02; Nutzlast [kg]: 1.800; + ABS		24.3521-1715.5 240770	Ø1 52 Ø2 46 - Halter
			←	☐; 11/01→ 03/02; Nutzlast [kg]: 1.800; + ABS		24.3521-1716.5 240771	Ø1 52 Ø2 46 - Halter

	kw				! #		
<b>PEUGEOT - BOXER Pritsche/Fahrgestell (ZCT_) 03/94 → 04/02</b>							
<b>Bremssattel</b>							
2.0 i	80	06/94 → 04/02	➔	☐; 11/01 → 03/02; Nutzlast ab [kg] 1.000 Nutzlast bis [kg] 1.800	24.3461-1701.5	240449	Ø 46 - Halter
			➔	☐; 11/01 → 03/02; Nutzlast ab [kg] 1.000 Nutzlast bis [kg] 1.800	24.3461-1702.5	240450	Ø 46 - Halter
2.5 D 2.5 D 4x4	63 63	03/94 → 04/02 07/99 → 04/02	←	☐; → 10/01; Nutzlast [kg]: 1.400; - ABS	24.3481-1719.5	240155	TRW Ø1 40 Ø2 48 - Halter
			←	☐; → 10/01; Nutzlast [kg]: 1.400; - ABS	24.3481-1720.5	240156	TRW Ø1 40 Ø2 48 - Halter
			←	☐; 11/01 → 03/02; Nutzlast [kg]: 1.400; + ABS	24.3481-1795.5	240768	Ø1 48 Ø2 44 - Halter
			←	☐; 11/01 → 03/02; Nutzlast [kg]: 1.400; + ABS	24.3481-1796.5	240769	Ø1 48 Ø2 44 - Halter
			←	☐; 11/01 → 03/02; Nutzlast [kg]: 1.800; + ABS	24.3521-1715.5	240770	Ø1 52 Ø2 46 - Halter
			←	☐; 11/01 → 03/02; Nutzlast [kg]: 1.800; + ABS	24.3521-1716.5	240771	Ø1 52 Ø2 46 - Halter
			➔	☐; 11/01 → 03/02; Nutzlast ab [kg] 1.400 Nutzlast bis [kg] 1.800	24.3461-1701.5	240449	Ø 46 - Halter
			➔	☐; 11/01 → 03/02; Nutzlast ab [kg] 1.400 Nutzlast bis [kg] 1.800	24.3461-1702.5	240450	Ø 46 - Halter
2.5 TD 2.5 TDI 2.5 TDI 4x4 2.8 HDI	76 79 79 94	03/94 → 04/02 01/97 → 04/02 07/99 → 04/02 11/00 → 04/02	←	☐; → 10/01; Nutzlast [kg]: 1.400; - ABS	24.3481-1711.5	240129	TRW Ø1 40 Ø2 48 - Halter
			←	☐; → 10/01; Nutzlast [kg]: 1.400; - ABS	24.3481-1712.5	240130	TRW Ø1 40 Ø2 48 - Halter
			←	☐; 11/01 → 03/02; Nutzlast [kg]: 1.400; + ABS	24.3481-1795.5	240768	Ø1 48 Ø2 44 - Halter
			←	☐; 11/01 → 03/02; Nutzlast [kg]: 1.400; + ABS	24.3481-1796.5	240769	Ø1 48 Ø2 44 - Halter
			←	☐; 11/01 → 03/02; Nutzlast [kg]: 1.800; + ABS	24.3521-1715.5	240770	Ø1 52 Ø2 46 - Halter
			←	☐; 11/01 → 03/02; Nutzlast [kg]: 1.800; + ABS	24.3521-1716.5	240771	Ø1 52 Ø2 46 - Halter
			➔	☐; 11/01 → 03/02; Nutzlast ab [kg] 1.400 Nutzlast bis [kg] 1.800	24.3461-1701.5	240449	Ø 46 - Halter
			➔	☐; 11/01 → 03/02; Nutzlast ab [kg] 1.400 Nutzlast bis [kg] 1.800	24.3461-1702.5	240450	Ø 46 - Halter
2.8 D	64	01/99 → 02/02	←	☐; → S 16206253; Nutzlast [kg]: 1.400; - ABS	24.3481-1711.5	240129	TRW Ø1 40 Ø2 48 - Halter
			←	☐; → S 16206253; Nutzlast [kg]: 1.400; - ABS	24.3481-1719.5	240155	TRW Ø1 40 Ø2 48 - Halter
			←	☐; → S 16206253; Nutzlast [kg]: 1.400; - ABS	24.3481-1712.5	240130	TRW Ø1 40 Ø2 48 - Halter
			←	☐; → S 16206253; Nutzlast [kg]: 1.400; - ABS	24.3481-1720.5	240156	TRW Ø1 40 Ø2 48 - Halter
			←	☐; S 16204256 →; Nutzlast [kg]: 1.400; + ABS	24.3481-1795.5	240768	Ø1 48 Ø2 44 - Halter
			←	☐; S 16204256 →; Nutzlast [kg]: 1.400; + ABS	24.3481-1796.5	240769	Ø1 48 Ø2 44 - Halter
			←	☐; S 16194400 →; Nutzlast [kg]: 1.800; + ABS	24.3521-1715.5	240770	Ø1 52 Ø2 46 - Halter
			←	☐; S 16194400 →; Nutzlast [kg]: 1.800; + ABS	24.3521-1716.5	240771	Ø1 52 Ø2 46 - Halter
2.8 HDi	93	10/00 → 11/01	➔	☐; 11/01 →; Nutzlast ab [kg] 1.400 Nutzlast bis [kg] 1.800	24.3461-1701.5	240449	Ø 46 - Halter
			➔	☐; 11/01 →; Nutzlast ab [kg] 1.400 Nutzlast bis [kg] 1.800	24.3461-1702.5	240450	Ø 46 - Halter
2.8 HDi Allrad	93	10/00 → 11/01	←	☐; → 10/01; Nutzlast [kg]: 1.400; - ABS	24.3481-1711.5	240129	TRW Ø1 40 Ø2 48 - Halter
			←	☐; → 10/01; Nutzlast [kg]: 1.400; - ABS	24.3481-1712.5	240130	TRW Ø1 40 Ø2 48 - Halter
			←	☐; 11/01 →; + ABS; Nutzlast [kg]: 1.400	24.3481-1795.5	240768	Ø1 48 Ø2 44 - Halter
			←	☐; 11/01 →; + ABS; Nutzlast [kg]: 1.400	24.3481-1796.5	240769	Ø1 48 Ø2 44 - Halter
			←	☐; 11/01 →; + ABS; Nutzlast [kg]: 1.800	24.3521-1715.5	240770	Ø1 52 Ø2 46 - Halter
			←	☐; 11/01 →; + ABS; Nutzlast [kg]: 1.800	24.3521-1716.5	240771	Ø1 52 Ø2 46 - Halter
			➔	☐; 11/01 →; Nutzlast ab [kg] 1.400 Nutzlast bis [kg] 1.800	24.3461-1701.5	240449	Ø 46 - Halter
			➔	☐; 11/01 →; Nutzlast ab [kg] 1.400 Nutzlast bis [kg] 1.800	24.3461-1702.5	240450	Ø 46 - Halter
<b>Zubehörsatz, Bremssattel</b>							
1.9 D	51	03/94 → 04/02		→ S 16206253; + ABS; Nutzlast ab [kg] 1.000 Nutzlast bis [kg] 1.400	24.0101-4804.2	260050	TRW
1.9 TD	66	06/94 → 04/02		12/98 → 10/01; Nutzlast ab [kg] 1.000 Nutzlast bis [kg] 1.400; + ABS	24.0101-4804.2	260050	TRW
↓							

	kw			 	! #		
<b>PEUGEOT - BOXER Pritsche/Fahrgestell (ZCT_) 03/94 → 04/02</b>							
<b>Zubehörsatz, Bremssattel</b>							
1.9 TD	68	07/94 → 04/02		07/96 → 10/01; Nutzlast ab [kg] 1.000 Nutzlast bis [kg] 1.400; + ABS		24.0101-4804.2 260050	TRW
2.0 i	80	06/94 → 04/02		→ 10/01; Nutzlast ab [kg] 1.000 Nutzlast bis [kg] 1.400; + ABS		24.0101-4804.2 260050	TRW
2.5 D	63	03/94 → 04/02		→ 10/01; Nutzlast [kg]: 1.400; + ABS		24.0101-4804.2 260050	TRW
2.5 D 4x4	63	07/99 → 04/02					
2.8 D	64	01/99 → 02/02		→ S 16206253; Nutzlast [kg]: 1.400; + ABS		24.0101-4804.2 260050	TRW
<b> Bremsschlauch</b>							
1.9 D	51	03/94 → 04/02	←	S 15866410 → S 16206244; Nutzlast ab [kg] 1.000 Nutzlast bis [kg] 1.400	2	24.5112-0461.3 330616 24.5112-0466.3 330579	L= 460 L= 462
			←	→ S 15866409; Nutzlast ab [kg] 1.000 Nutzlast bis [kg] 1.400	2	24.5112-0465.3 330526 24.5112-0466.3 330579	L= 465 L= 462
			←	S 16205353 →; Nutzlast ab [kg] 1.000 Nutzlast bis [kg] 1.400	2	24.5112-0470.3 331460 24.5112-0477.3 331299	L= 470 L= 477
			→	☐; → S 16206253; + ABS; Nutzlast ab [kg] 1.000 Nutzlast bis [kg] 1.400; für Fahrzeuge ohne verstärktes Fahrwerk		24.5112-0315.3 330509	L= 315
			→	→ S 16206244; - ABS; Nutzlast ab [kg] 1.000 Nutzlast bis [kg] 1.400; für Fahrzeuge ohne verstärktes Fahrwerk	1	24.5112-0340.3 330511	L= 340
			→	→ S 16206244; - ABS; Nutzlast ab [kg] 1.000 Nutzlast bis [kg] 1.400; für Fahrzeuge mit verstärktem Fahrwerk	1	24.5112-0361.3 330649	L= 360 + Halter
			→	S 16205353 →; - ABS; Nutzlast ab [kg] 1.000 Nutzlast bis [kg] 1.400; für Fahrzeuge mit Trommelbremse an der Hinterachse	1	24.5112-0361.3 330649	L= 360 + Halter
			→	S 16194400 →; + ABS; Nutzlast ab [kg] 1.000 Nutzlast bis [kg] 1.400; für Fahrzeuge mit Scheibenbremse an der Hinterachse	2	83.6401-0159.3 330746	L= 160
			→	S 16205353 →; - ABS; Nutzlast ab [kg] 1.000 Nutzlast bis [kg] 1.400; für Fahrzeuge mit Scheibenbremse an der Hinterachse	2	83.6401-0159.3 330746	L= 160
1.9 TD	66	06/94 → 04/02	←	S 15866410 →; → 10/01; Nutzlast ab [kg] 1.000 Nutzlast bis [kg] 1.400	2	24.5112-0461.3 330616 24.5112-0466.3 330579	L= 460 L= 462
			←	12/98 →; → S 15866409; Nutzlast ab [kg] 1.000 Nutzlast bis [kg] 1.400	2	24.5112-0465.3 330526 24.5112-0466.3 330579	L= 465 L= 462
			←	11/01 → 03/02; Nutzlast ab [kg] 1.000 Nutzlast bis [kg] 1.400	2	24.5112-0470.3 331460 24.5112-0477.3 331299	L= 470 L= 477
			→	☐; 12/98 → 10/01; Nutzlast ab [kg] 1.000 Nutzlast bis [kg] 1.400; + ABS; für Fahrzeuge ohne verstärktes Fahrwerk		24.5112-0315.3 330509	L= 315
			→	12/98 → 10/01; Nutzlast ab [kg] 1.000 Nutzlast bis [kg] 1.400; - ABS; für Fahrzeuge ohne verstärktes Fahrwerk	1	24.5112-0340.3 330511	L= 340
			→	12/98 → 10/01; Nutzlast ab [kg] 1.000 Nutzlast bis [kg] 1.400; - ABS; für Fahrzeuge mit verstärktem Fahrwerk	1	24.5112-0361.3 330649	L= 360 + Halter
			→	11/01 → 03/02; Nutzlast ab [kg] 1.000 Nutzlast bis [kg] 1.400; - ABS; für Fahrzeuge mit Trommelbremse an der Hinterachse	1	24.5112-0361.3 330649	L= 360 + Halter
			→	11/01 → 03/02; Nutzlast ab [kg] 1.000 Nutzlast bis [kg] 1.400; für Fahrzeuge mit Scheibenbremse an der Hinterachse	2	83.6401-0159.3 330746	L= 160
1.9 TD	68	07/94 → 04/02	←	S 15866410 →; → 10/01; Nutzlast ab [kg] 1.000 Nutzlast bis [kg] 1.400	2	24.5112-0461.3 330616 24.5112-0466.3 330579	L= 460 L= 462
			←	07/96 →; → S 15866409; Nutzlast ab [kg] 1.000 Nutzlast bis [kg] 1.400	2	24.5112-0465.3 330526 24.5112-0466.3 330579	L= 465 L= 462
			←	11/01 → 03/02; Nutzlast ab [kg] 1.000 Nutzlast bis [kg] 1.400	2	24.5112-0470.3 331460 24.5112-0477.3 331299	L= 470 L= 477
			→	☐; 07/96 → 10/01; Nutzlast ab [kg] 1.000 Nutzlast bis [kg] 1.400; + ABS; für Fahrzeuge ohne verstärktes Fahrwerk		24.5112-0315.3 330509	L= 315
			→	07/96 → 10/01; Nutzlast ab [kg] 1.000 Nutzlast bis [kg] 1.400; - ABS; für Fahrzeuge ohne verstärktes Fahrwerk	1	24.5112-0340.3 330511	L= 340

	kw			 	! #			
<b>PEUGEOT - BOXER Pritsche/Fahrgestell (ZCT_) 03/94 → 04/02</b>								
<b>Bremsschlauch</b>								
1.9 TD	68	07/94 → 04/02	➔	11/01 → 03/02; Nutzlast ab [kg] 1.000 Nutzlast bis [kg] 1.400; - ABS; für Fahrzeuge mit Trommelbremse an der Hinterachse	1	24.5112-0361.3 330649	L= 360 + Halter	
			➔	07/96 → 10/01; Nutzlast ab [kg] 1.000 Nutzlast bis [kg] 1.400; - ABS; für Fahrzeuge mit verstärktem Fahrwerk	1	24.5112-0361.3 330649	L= 360 + Halter	
			➔	11/01 → 03/02; Nutzlast ab [kg] 1.000 Nutzlast bis [kg] 1.400; für Fahrzeuge mit Scheibenbremse an der Hinterachse	2	83.6401-0159.3 330746	L= 160	
2.0	81	12/01 → 04/02	←	→ S 15866409; Nutzlast ab [kg] 1.000 Nutzlast bis [kg] 1.800	2	24.5112-0465.3 330526 24.5112-0466.3 330579	L= 465 L= 462	
			←	→ 03/02; Nutzlast ab [kg] 1.000 Nutzlast bis [kg] 1.800	2	24.5112-0470.3 331460 24.5112-0477.3 331299	L= 470 L= 477	
			➔	→ 03/02; Nutzlast ab [kg] 1.000 Nutzlast bis [kg] 1.800; - ABS; für Fahrzeuge mit Trommelbremse an der Hinterachse	1	24.5112-0361.3 330649	L= 360 + Halter	
			➔	→ 03/02; Nutzlast ab [kg] 1.000 Nutzlast bis [kg] 1.800; für Fahrzeuge mit Scheibenbremse an der Hinterachse	2	83.6401-0159.3 330746	L= 160	
2.0 i	80	06/94 → 04/02	←	S 15866410 →; → 10/01; Nutzlast ab [kg] 1.000 Nutzlast bis [kg] 1.800	2	24.5112-0461.3 330616 24.5112-0466.3 330579	L= 460 L= 462	
			←	→ S 15866409; Nutzlast ab [kg] 1.000 Nutzlast bis [kg] 1.800	2	24.5112-0465.3 330526 24.5112-0466.3 330579	L= 465 L= 462	
			←	11/01 → 03/02; Nutzlast ab [kg] 1.000 Nutzlast bis [kg] 1.800	2	24.5112-0470.3 331460 24.5112-0477.3 331299	L= 470 L= 477	
			➔	☐; → 10/01; Nutzlast ab [kg] 1.000 Nutzlast bis [kg] 1.800; + ABS; für Fahrzeuge ohne verstärktes Fahrwerk		24.5112-0315.3 330509	L= 315	
			➔	→ 10/01; Nutzlast ab [kg] 1.000 Nutzlast bis [kg] 1.800; - ABS; für Fahrzeuge ohne verstärktes Fahrwerk	1	24.5112-0340.3 330511	L= 340	
			➔	11/01 → 03/02; Nutzlast ab [kg] 1.000 Nutzlast bis [kg] 1.800; - ABS; für Fahrzeuge mit Trommelbremse an der Hinterachse	1	24.5112-0361.3 330649	L= 360 + Halter	
			➔	→ 10/01; Nutzlast ab [kg] 1.000 Nutzlast bis [kg] 1.800; - ABS; für Fahrzeuge mit verstärktem Fahrwerk	1	24.5112-0361.3 330649	L= 360 + Halter	
			➔	11/01 → 03/02; Nutzlast ab [kg] 1.000 Nutzlast bis [kg] 1.800; für Fahrzeuge mit Scheibenbremse an der Hinterachse	2	83.6401-0159.3 330746	L= 160	
2.5 D 2.5 D 4x4 2.5 TD 2.5 TDI 2.5 TDI 4x4 2.8 HDI	63	03/94 → 04/02	←	S 15866410 →; → 10/01; Nutzlast ab [kg] 1.400 Nutzlast bis [kg] 1.800	2	24.5112-0461.3 330616 24.5112-0466.3 330579	L= 460 L= 462	
	63	07/99 → 04/02						
	76	03/94 → 04/02	←	→ S 15866409; Nutzlast ab [kg] 1.400 Nutzlast bis [kg] 1.800	2	24.5112-0465.3 330526 24.5112-0466.3 330579	L= 465 L= 462	
	79	01/97 → 04/02	←	→ S 15866409; Nutzlast ab [kg] 1.400 Nutzlast bis [kg] 1.800	2	24.5112-0465.3 330526 24.5112-0466.3 330579	L= 465 L= 462	
	79	07/99 → 04/02	←	11/01 → 03/02; Nutzlast ab [kg] 1.400 Nutzlast bis [kg] 1.800	2	24.5112-0470.3 331460 24.5112-0477.3 331299	L= 470 L= 477	
	94	11/00 → 04/02	←	11/01 → 03/02; Nutzlast ab [kg] 1.400 Nutzlast bis [kg] 1.800	2	24.5112-0470.3 331460 24.5112-0477.3 331299	L= 470 L= 477	
				➔	☐; → 10/01; Nutzlast ab [kg] 1.400 Nutzlast bis [kg] 1.800; + ABS; für Fahrzeuge ohne verstärktes Fahrwerk		24.5112-0315.3 330509	L= 315
				➔	→ 10/01; Nutzlast ab [kg] 1.400 Nutzlast bis [kg] 1.800; - ABS; für Fahrzeuge ohne verstärktes Fahrwerk	1	24.5112-0340.3 330511	L= 340
				➔	11/01 → 03/02; Nutzlast ab [kg] 1.400 Nutzlast bis [kg] 1.800; - ABS; für Fahrzeuge mit Trommelbremse an der Hinterachse	1	24.5112-0361.3 330649	L= 360 + Halter
				➔	→ 10/01; Nutzlast ab [kg] 1.400 Nutzlast bis [kg] 1.800; - ABS; für Fahrzeuge mit verstärktem Fahrwerk	1	24.5112-0361.3 330649	L= 360 + Halter
			➔	11/01 → 03/02; Nutzlast ab [kg] 1.400 Nutzlast bis [kg] 1.800; für Fahrzeuge mit Scheibenbremse an der Hinterachse	2	83.6401-0159.3 330746	L= 160	
2.8 D	64	01/99 → 02/02	←	S 15866410 → S 16206244; Nutzlast ab [kg] 1.400 Nutzlast bis [kg] 1.800	2	24.5112-0461.3 330616 24.5112-0466.3 330579	L= 460 L= 462	
			←	→ S 15866409; Nutzlast ab [kg] 1.400 Nutzlast bis [kg] 1.800	2	24.5112-0465.3 330526 24.5112-0466.3 330579	L= 465 L= 462	

**PEUGEOT - BOXER Pritsche/Fahrgestell (ZCT\_) 03/94 → 04/02**

**Bremsschlauch**

2.8 D	64	01/99 → 02/02	←	S 16205353→; Nutzlast ab [kg] 1.400 Nutzlast bis [kg] 1.800	2	<b>24.5112-0470.3</b> <b>331460</b>	L= 470
						<b>24.5112-0477.3</b> <b>331299</b>	L= 477
			→	☐; → S 16206253; Nutzlast ab [kg] 1.400 Nutzlast bis [kg] 1.800; + ABS; für Fahrzeuge ohne verstärktes Fahrwerk		<b>24.5112-0315.3</b> <b>330509</b>	L= 315
			→	→ S 16206244; Nutzlast ab [kg] 1.400 Nutzlast bis [kg] 1.800; - ABS; für Fahrzeuge ohne verstärktes Fahrwerk	1	<b>24.5112-0340.3</b> <b>330511</b>	L= 340
			→	S 16205353→; Nutzlast ab [kg] 1.400 Nutzlast bis [kg] 1.800; - ABS; für Fahrzeuge mit Trommelbremse an der Hinterachse	1	<b>24.5112-0361.3</b> <b>330649</b>	L= 360 + Halter
			→	→ S 16206244; Nutzlast ab [kg] 1.400 Nutzlast bis [kg] 1.800; - ABS; für Fahrzeuge mit verstärktem Fahrwerk	1	<b>24.5112-0361.3</b> <b>330649</b>	L= 360 + Halter
			→	S 16205353→; Nutzlast ab [kg] 1.400 Nutzlast bis [kg] 1.800; - ABS; für Fahrzeuge mit Scheibenbremse an der Hinterachse	2	<b>83.6401-0159.3</b> <b>330746</b>	L= 160
			→	S 16194400→; Nutzlast ab [kg] 1.400 Nutzlast bis [kg] 1.800; + ABS; für Fahrzeuge mit Scheibenbremse an der Hinterachse	2	<b>83.6401-0159.3</b> <b>330746</b>	L= 160
2.8 HDi	93	10/00 → 11/01	←	S 15866410→; → 10/01; Nutzlast ab [kg] 1.400 Nutzlast bis [kg] 1.800	2	<b>24.5112-0461.3</b> <b>330616</b>	L= 460
						<b>24.5112-0466.3</b> <b>330579</b>	L= 462
			←	11/00→; → S 15866409; Nutzlast ab [kg] 1.400 Nutzlast bis [kg] 1.800	2	<b>24.5112-0465.3</b> <b>330526</b>	L= 465
						<b>24.5112-0466.3</b> <b>330579</b>	L= 462
			←	11/01→; Nutzlast ab [kg] 1.400 Nutzlast bis [kg] 1.800	2	<b>24.5112-0470.3</b> <b>331460</b>	L= 470
						<b>24.5112-0477.3</b> <b>331299</b>	L= 477
			→	☐; 11/00→ 10/01; Nutzlast ab [kg] 1.400 Nutzlast bis [kg] 1.800; + ABS; für Fahrzeuge ohne verstärktes Fahrwerk		<b>24.5112-0315.3</b> <b>330509</b>	L= 315
			→	11/00→ 10/01; Nutzlast ab [kg] 1.400 Nutzlast bis [kg] 1.800; - ABS; für Fahrzeuge ohne verstärktes Fahrwerk	1	<b>24.5112-0340.3</b> <b>330511</b>	L= 340
→	11/01→; Nutzlast ab [kg] 1.400 Nutzlast bis [kg] 1.800; - ABS; für Fahrzeuge mit Trommelbremse an der Hinterachse	1	<b>24.5112-0361.3</b> <b>330649</b>	L= 360 + Halter			
→	11/00→ 10/01; Nutzlast ab [kg] 1.400 Nutzlast bis [kg] 1.800; - ABS; für Fahrzeuge mit verstärktem Fahrwerk	1	<b>24.5112-0361.3</b> <b>330649</b>	L= 360 + Halter			
→	11/01→; Nutzlast ab [kg] 1.400 Nutzlast bis [kg] 1.800; für Fahrzeuge mit Scheibenbremse an der Hinterachse	2	<b>83.6401-0159.3</b> <b>330746</b>	L= 160			

**PEUGEOT - EXPERT (224\_) 10/95 → 12/06**











**Bremssattel**

1.6	58	02/96 → 09/00	←	☐; → Orga 09792		<b>24.3571-1709.5</b> <b>240153</b>	TRW Ø 57 - Halter
1.8	74	10/96 → 09/00	←	☐; → Orga 09792		<b>24.3571-1710.5</b> <b>240154</b>	TRW Ø 57 - Halter
1.9 TD	66	02/96 → 09/00	←	☐; → Orga 09792		<b>24.3571-1710.5</b> <b>240154</b>	TRW Ø 57 - Halter
2.0	100	07/00 → 12/06	←	☐; Orga 09793→		<b>24.3601-1711.7</b> <b>220607</b>	TRW Ø 60 - Halter
2.0 HDi	69	10/00 → 10/06	←	☐; Orga 09793→		<b>24.3601-1712.7</b> <b>220608</b>	TRW Ø 60 - Halter
2.0 HDi	80	07/00 → 12/06	←	☐; Orga 09793→		<b>24.3601-1712.7</b> <b>220608</b>	TRW Ø 60 - Halter
2.0 HDi 16V	80	07/00 → 12/06	←	☐; Orga 09793→		<b>24.3601-1712.7</b> <b>220608</b>	TRW Ø 60 - Halter
1.9 D	51	02/96 → 12/98	←	☐; → Orga 09155		<b>24.3571-1709.5</b> <b>240153</b>	TRW Ø 57 - Halter
1.9 D	51	12/03 → 12/06	←	☐; → Orga 09155		<b>24.3571-1710.5</b> <b>240154</b>	TRW Ø 57 - Halter
1.9 TD	68	02/96 → 05/98	←	☐; 04/96→; → Orga 09792		<b>24.3571-1709.5</b> <b>240153</b>	TRW Ø 57 - Halter
1.9 TD	68	02/96 → 05/98	←	☐; 04/96→; → Orga 09792		<b>24.3571-1710.5</b> <b>240154</b>	TRW Ø 57 - Halter
1.9 TD	68	02/96 → 05/98	←	☐; Orga 09793→		<b>24.3601-1711.7</b> <b>220607</b>	TRW Ø 60 - Halter
1.9 TD	68	02/96 → 05/98	←	☐; Orga 09793→		<b>24.3601-1712.7</b> <b>220608</b>	TRW Ø 60 - Halter







































**Bremsschlauch**














































1.6	58	02/96 → 09/00	←	Orga 09793→	2	<b>24.5111-0462.3</b> <b>330555</b>	L= 460
1.8	74	10/96 → 09/00	←	→ Orga 09792	2	<b>24.5118-0471.3</b> <b>330528</b>	L= 473
1.9 D	51	02/96 → 12/98	→		2	<b>24.5229-0251.3</b> <b>330535</b>	L= 250
1.9 D	51	12/03 → 12/06	→		2	<b>24.5229-0251.3</b> <b>330535</b>	L= 250
1.9 TD	66	02/96 → 09/00	→		2	<b>24.5229-0251.3</b> <b>330535</b>	L= 250
2.0	100	07/00 → 12/06	→		2	<b>24.5229-0251.3</b> <b>330535</b>	L= 250



















	kw					! #		
<b>PEUGEOT - EXPERT (224_) 10/95→12/06</b>								
 <b>Bremsschlauch</b>								
2.0 HDi 2.0 HDi 2.0 HDi 16V	69 80 80	10/00→10/06 07/00→12/06 07/00→12/06	←	Orga 09793→	2	24.5111-0462.3	330555	L= 460
			←	→Orga 09792	2	24.5118-0471.3	330528	L= 473
			→		2	24.5229-0251.3	330535	L= 250
1.9 TD	68	02/96→05/98	←	Orga 09793→	2	24.5111-0462.3	330555	L= 460
			←	04/96→; →Orga 09792	2	24.5118-0471.3	330528	L= 473
			→	04/96→	2	24.5229-0251.3	330535	L= 250
<b>PEUGEOT - EXPERT Kasten (222) 07/95→12/06</b>								
 <b>Bremssattel</b>								
1.6 1.8 1.9 TD 2.0 2.0 HDi 2.0 HDi	58 74 66 100 69 80	02/96→09/00 10/96→09/00 02/96→09/00 09/02→12/06 07/00→12/06 07/00→12/06	←	☐; →Orga 09792; Nutzlast ab [kg] 800 Nutzlast bis [kg] 900		24.3571-1709.5	240153	TRW Ø 57 - Halter
			←	☐; →Orga 09792; Nutzlast ab [kg] 800 Nutzlast bis [kg] 900		24.3571-1710.5	240154	TRW Ø 57 - Halter
			←	☐; Orga 09793→; Nutzlast ab [kg] 800 Nutzlast bis [kg] 900		24.3601-1711.7	220607	TRW Ø 60 - Halter
			←	☐; Orga 09793→; Nutzlast ab [kg] 800 Nutzlast bis [kg] 900		24.3601-1712.7	220608	TRW Ø 60 - Halter
1.9 D 1.9 D 70	51 51	02/96→12/98 12/98→12/06	←	☐; →Orga 09155; Nutzlast ab [kg] 800 Nutzlast bis [kg] 900		24.3571-1709.5	240153	TRW Ø 57 - Halter
			←	☐; →Orga 09155; Nutzlast ab [kg] 800 Nutzlast bis [kg] 900		24.3571-1710.5	240154	TRW Ø 57 - Halter
			←	☐; Orga 09156→; Nutzlast ab [kg] 800 Nutzlast bis [kg] 900		24.3571-1711.5	240159	BDX Ø 57 - Halter
			←	☐; Orga 09156→; Nutzlast ab [kg] 800 Nutzlast bis [kg] 900		24.3571-1712.5	240160	BDX Ø 57 - Halter
1.9 TD	68	02/96→05/98	←	☐; 04/96→; →Orga 09792; Nutzlast ab [kg] 800 Nutzlast bis [kg] 900		24.3571-1709.5	240153	TRW Ø 57 - Halter
			←	☐; 04/96→; →Orga 09792; Nutzlast ab [kg] 800 Nutzlast bis [kg] 900		24.3571-1710.5	240154	TRW Ø 57 - Halter
			←	☐; Orga 09793→; Nutzlast ab [kg] 800 Nutzlast bis [kg] 900		24.3601-1711.7	220607	TRW Ø 60 - Halter
			←	☐; Orga 09793→; Nutzlast ab [kg] 800 Nutzlast bis [kg] 900		24.3601-1712.7	220608	TRW Ø 60 - Halter
<b>PEUGEOT - EXPERT Kasten (VF3A_, VF3U_, VF3X_) 01/07→</b>								
 <b>Bremssattel</b>								
1.6 HDi 90 16V 1.6 HDi 90 8V	66 66	01/07→ 01/07→	←	☐; für Fahrzeuge mit Trommelbremse an der Hinterachse		24.3451-1725.5	240619	TRW Ø1 45 Ø2 48 - Halter
			←	☐; für Fahrzeuge mit Trommelbremse an der Hinterachse		24.3451-1726.5	240620	TRW Ø1 45 Ø2 48 - Halter
			←	☐; für Fahrzeuge mit Scheibenbremse an der Hinterachse		24.3481-1785.5	240595	TRW Ø1 45 Ø2 48 - Halter
			←	☐; für Fahrzeuge mit Scheibenbremse an der Hinterachse		24.3481-1786.5	240596	TRW Ø1 45 Ø2 48 - Halter
			→	☐		24.3414-1715.5	240589	TRW Ø 41 - Halter
			→	☐		24.3414-1716.5	240590	TRW Ø 41 - Halter
2.0 16V 2.0 HDi 100 2.0 HDi 120 2.0 HDi 120 4x4 2.0 HDi 130 2.0 HDi 130 4x4	103 72 88 88 94 94	01/07→ 03/11→ 01/07→ 01/10→ 03/11→ 01/12→	←	☐		24.3481-1785.5	240595	TRW Ø1 45 Ø2 48 - Halter
			←	☐		24.3481-1786.5	240596	TRW Ø1 45 Ø2 48 - Halter
			→	☐		24.3414-1715.5	240589	TRW Ø 41 - Halter
			→	☐		24.3414-1716.5	240590	TRW Ø 41 - Halter



	kw					! #		
<b>PEUGEOT - EXPERT Kasten (VF3A_, VF3U_, VF3X_) 01/07→</b>								
 <b>Bremssattel</b>								
2.0 HDi 140	100	01/07→	←			24.3481-1785.5	240595	TRW Ø1 45 Ø2 48 - Halter
2.0 HDi 165	120	09/09→	←			24.3481-1786.5	240596	TRW Ø1 45 Ø2 48 - Halter
			→			24.3414-1715.5	240589	TRW Ø 41 - Halter
			→			24.3414-1716.5	240590	TRW Ø 41 - Halter
 <b>Bremsschlauch</b>								
1.6 HDi 90 16V	66	01/07→	←			2	24.5144-0455.3	331201 L= 455
1.6 HDi 90 8V	66	01/07→	→		Orga 10934→; kurzer Radstand	2	24.5239-0240.3	331170 L= 240
2.0 16V	103	01/07→	→		Orga 10934→; langer Radstand	2	24.5239-0355.3	331243 L= 355
2.0 HDi 100	72	03/11→						
2.0 HDi 120	88	01/07→						
2.0 HDi 120 4x4	88	01/10→						
2.0 HDi 130	94	03/11→						
2.0 HDi 130 4x4	94	01/12→						
2.0 HDi 140	100	01/07→						
2.0 HDi 165	120	09/09→						
<b>PEUGEOT - EXPERT Pritsche/Fahrgestell 01/07→</b>								
 <b>Bremssattel</b>								
1.6 HDi 90 16V	66	01/07→	←		für Fahrzeuge mit Trommelbremse an der Hinterachse	24.3451-1725.5	240619	TRW Ø1 45 Ø2 48 - Halter
1.6 HDi 90 8V	66	01/07→	←		für Fahrzeuge mit Trommelbremse an der Hinterachse	24.3451-1726.5	240620	TRW Ø1 45 Ø2 48 - Halter
			←		für Fahrzeuge mit Scheibenbremse an der Hinterachse	24.3481-1785.5	240595	TRW Ø1 45 Ø2 48 - Halter
			←		für Fahrzeuge mit Scheibenbremse an der Hinterachse	24.3481-1786.5	240596	TRW Ø1 45 Ø2 48 - Halter
			→			24.3414-1715.5	240589	TRW Ø 41 - Halter
			→			24.3414-1716.5	240590	TRW Ø 41 - Halter
2.0 HDi 120	88	01/07→	←			24.3481-1785.5	240595	TRW Ø1 45 Ø2 48 - Halter
2.0 HDi 130	94	03/11→	←			24.3481-1786.5	240596	TRW Ø1 45 Ø2 48 - Halter
2.0 HDi 140	100	01/07→	←			24.3414-1715.5	240589	TRW Ø 41 - Halter
2.0 HDi 165	120	09/09→	→			24.3414-1716.5	240590	TRW Ø 41 - Halter
			→					
 <b>Bremsschlauch</b>								
1.6 HDi 90 16V	66	01/07→	←			2	24.5144-0455.3	331201 L= 455
1.6 HDi 90 8V	66	01/07→	→		Orga 10934→; kurzer Radstand	2	24.5239-0240.3	331170 L= 240
2.0 HDi 120	88	01/07→	→		Orga 10934→; langer Radstand	2	24.5239-0355.3	331243 L= 355
2.0 HDi 130	94	03/11→						
2.0 HDi 140	100	01/07→						
2.0 HDi 165	120	09/09→						
<b>PEUGEOT - EXPERT Pritsche/Fahrgestell (223) 12/95→12/06</b>								
 <b>Bremssattel</b>								
1.6	58	02/96→09/00	←		→Orga 09792	24.3571-1709.5	240153	TRW Ø 57 - Halter
1.9 D	51	02/96→12/98	←		→Orga 09792	24.3571-1710.5	240154	TRW Ø 57 - Halter
1.9 D	51	06/98→09/01	←					
1.9 TD	66	02/96→09/00	←		Orga 09793→	24.3601-1711.7	220607	TRW Ø 60 - Halter
2.0 HDi	69	10/00→10/06	←		Orga 09793→	24.3601-1712.7	220608	TRW Ø 60 - Halter
2.0 HDi	80	10/00→10/06	←					
1.9 TD	68	02/96→05/98	←		04/96→; →Orga 09792	24.3571-1709.5	240153	TRW Ø 57 - Halter
			←		04/96→; →Orga 09792	24.3571-1710.5	240154	TRW Ø 57 - Halter
			←		Orga 09793→	24.3601-1711.7	220607	TRW Ø 60 - Halter
			←		Orga 09793→	24.3601-1712.7	220608	TRW Ø 60 - Halter
 <b>Bremsschlauch</b>								
1.6	58	02/96→09/00	←		Orga 09793→	2	24.5111-0462.3	330555 L= 460
1.9 D	51	02/96→12/98	←		→Orga 09792	2	24.5118-0471.3	330528 L= 473
1.9 D	51	06/98→09/01	←					
1.9 TD	66	02/96→09/00	→			2	24.5229-0251.3	330535 L= 250
2.0 HDi	69	10/00→10/06	→					
2.0 HDi	80	10/00→10/06	→					
1.9 TD	68	02/96→05/98	←		Orga 09793→	2	24.5111-0462.3	330555 L= 460
			←		04/96→; →Orga 09792	2	24.5118-0471.3	330528 L= 473
			→		04/96→	2	24.5229-0251.3	330535 L= 250

	kw			 	! #		
<b>PEUGEOT - EXPERT Tepee (VF3X_) 01/07→</b>							
 <b>Bremssattel</b>							
1.6 HDi 90 16V 1.6 HDi 90 8V	66 66	01/07→ 01/07→	←	 ; für Fahrzeuge mit Trommelbremse an der Hinterachse		24.3451-1725.5 240619	TRW Ø1 45 Ø2 48 - Halter
			←	 ; für Fahrzeuge mit Trommelbremse an der Hinterachse		24.3451-1726.5 240620	TRW Ø1 45 Ø2 48 - Halter
			←	 ; für Fahrzeuge mit Scheibenbremse an der Hinterachse		24.3481-1785.5 240595	TRW Ø1 45 Ø2 48 - Halter
			←	 ; für Fahrzeuge mit Scheibenbremse an der Hinterachse		24.3481-1786.5 240596	TRW Ø1 45 Ø2 48 - Halter
			→			24.3414-1715.5 240589	TRW Ø 41 - Halter
			→			24.3414-1716.5 240590	TRW Ø 41 - Halter
2.0 16V 2.0 HDi 100 2.0 HDi 120 2.0 HDi 120 4x4 2.0 HDi 130 2.0 HDi 130 4x4 2.0 HDi 140 2.0 HDi 165	103 72 88 88 94 94 100 120	01/07→ 03/11→ 01/07→ 01/07→ 03/11→ 03/11→ 01/07→ 09/09→	←			24.3481-1785.5 240595	TRW Ø1 45 Ø2 48 - Halter
			←			24.3481-1786.5 240596	TRW Ø1 45 Ø2 48 - Halter
			→			24.3414-1715.5 240589	TRW Ø 41 - Halter
			→			24.3414-1716.5 240590	TRW Ø 41 - Halter
 <b>Bremsschlauch</b>							
1.6 HDi 90 16V 1.6 HDi 90 8V 2.0 16V 2.0 HDi 100 2.0 HDi 120 2.0 HDi 120 4x4 2.0 HDi 130 2.0 HDi 130 4x4 2.0 HDi 140 2.0 HDi 165	66 66 103 72 88 88 94 94 100 120	01/07→ 01/07→ 01/07→ 03/11→ 01/07→ 01/07→ 03/11→ 03/11→ 01/07→ 09/09→	←		2	24.5144-0455.3 331201	L= 455
			→	Orga 10934→; kurzer Radstand	2	24.5239-0240.3 331170	L= 240
			→	Orga 10934→; langer Radstand	2	24.5239-0355.3 331243	L= 355
<b>PEUGEOT - PARTNER Combispace (5F) 05/96→12/15</b>							
 <b>Bremssattel</b>							
1.1	44	06/96→10/02	←	 ; 10/02→		24.3541-1771.5 240239	BOS Ø 54 - Halter
			←	 ; 10/02→		24.3541-1772.5 240240	BOS Ø 54 - Halter
			←	 ; 07/96→ 09/02		24.3541-1777.5 240247	TRW Ø 54 - Halter
			←	 ; 07/96→ 09/02		24.3541-1778.5 240248	TRW Ø 54 - Halter
1.4 1.9 D 4x4	54 51	11/02→10/06 04/04→08/05	←			24.3541-1771.5 240239	BOS Ø 54 - Halter
			←			24.3541-1772.5 240240	BOS Ø 54 - Halter
1.4	55	06/96→12/15	←	 ; 10/02→ 03/08		24.3541-1771.5 240239	BOS Ø 54 - Halter
			←	 ; 10/02→ 03/08		24.3541-1772.5 240240	BOS Ø 54 - Halter
			←	 ; 07/96→ 09/02		24.3541-1777.5 240247	TRW Ø 54 - Halter
			←	 ; 07/96→ 09/02		24.3541-1778.5 240248	TRW Ø 54 - Halter
1.6 16V 2.0 HDi 4x4	80 66	07/01→03/08 04/04→08/05	←	 ; →Orga 09127		24.3541-1758.5 240935	TRW Ø 54 - Halter
			←	 ; Orga 09128→; + ESP		24.3541-1761.5 240233	Ø 54 - Halter
			←	 ; Orga 09128→; + ESP		24.3541-1762.5 240234	Ø 54 - Halter
			←	 ; Orga 09128→; - ESP		24.3541-1771.5 240239	BOS Ø 54 - Halter
			←	 ; Orga 09128→; - ESP		24.3541-1772.5 240240	BOS Ø 54 - Halter
			→	 ; + ESP		24.3387-1711.5 240868	TRW Ø 38 - Halter
			→	 ; + ESP		24.3387-1712.5 240869	TRW Ø 38 - Halter
1.6 Flexfuel	80	09/00→10/02	←	 ; 07/01→; →Orga 09127		24.3541-1758.5 240935	TRW Ø 54 - Halter
			←	 ; Orga 09128→; + ESP		24.3541-1761.5 240233	Ø 54 - Halter
			←	 ; Orga 09128→; + ESP		24.3541-1762.5 240234	Ø 54 - Halter
			←	 ; Orga 09128→; - ESP		24.3541-1771.5 240239	BOS Ø 54 - Halter
			←	 ; Orga 09128→; - ESP		24.3541-1772.5 240240	BOS Ø 54 - Halter
			→	 ; 07/01→; + ESP		24.3387-1711.5 240868	TRW Ø 38 - Halter
			→	 ; 07/01→; + ESP		24.3387-1712.5 240869	TRW Ø 38 - Halter
1.6 HDi 75	55	02/06→12/13	←	 ; → 03/08; + ESP		24.3541-1761.5 240233	Ø 54 - Halter
			←	; → 03/08; + ESP		24.3541-1762.5 240234	Ø 54 - Halter
↓							

	kw			 	! #			
<b>PEUGEOT - PARTNER Combispace (5F) 05/96→12/15</b>								
<b> Bremssattel</b>								
1.6 HDi 75	55	02/06→12/13	←	☐; → 03/08; - ESP	24.3541-1771.5	240239	BOS Ø 54 - Halter	
			←	☐; → 03/08; - ESP	24.3541-1772.5	240240	BOS Ø 54 - Halter	
			→	☐; → 03/08; + ESP	24.3387-1711.5	240868	TRW Ø 38 - Halter	
			→	☐; → 03/08; + ESP	24.3387-1712.5	240869	TRW Ø 38 - Halter	
1.6 HDi 90	66	10/05→12/15	←	☐; 02/06→ 03/08; + ESP	24.3541-1761.5	240233	Ø 54 - Halter	
			←	☐; 02/06→ 03/08; + ESP	24.3541-1762.5	240234	Ø 54 - Halter	
			←	☐; 02/06→ 03/08; - ESP	24.3541-1771.5	240239	BOS Ø 54 - Halter	
			←	☐; 02/06→ 03/08; - ESP	24.3541-1772.5	240240	BOS Ø 54 - Halter	
			→	☐; 02/06→ 03/08; + ESP	24.3387-1711.5	240868	TRW Ø 38 - Halter	
			→	☐; 02/06→ 03/08; + ESP	24.3387-1712.5	240869	TRW Ø 38 - Halter	
1.8	66	05/97→12/03	←	☐; →Orga 09127	24.3541-1758.5	240935	TRW Ø 54 - Halter	
			←	☐; Orga 09128→	24.3541-1771.5	240239	BOS Ø 54 - Halter	
			←	☐; Orga 09128→	24.3541-1772.5	240240	BOS Ø 54 - Halter	
1.9 D	50	06/96→12/02	←	☐; 07/96→; →Orga 09127	24.3541-1758.5	240935	TRW Ø 54 - Halter	
			←	☐; Orga 09128→	24.3541-1771.5	240239	BOS Ø 54 - Halter	
			←	☐; Orga 09128→	24.3541-1772.5	240240	BOS Ø 54 - Halter	
1.9 D	51	05/96→12/98	←	☐; 12/98→; →Orga 09127	24.3541-1758.5	240935	TRW Ø 54 - Halter	
			←	☐; Orga 09128→	24.3541-1771.5	240239	BOS Ø 54 - Halter	
			←	☐; Orga 09128→	24.3541-1772.5	240240	BOS Ø 54 - Halter	
1.9 D	51	12/98→07/08	←	☐; →Orga 09127	24.3541-1758.5	240935	TRW Ø 54 - Halter	
			←	☐; Orga 09128→; → 03/08	24.3541-1771.5	240239	BOS Ø 54 - Halter	
			←	☐; Orga 09128→; → 03/08	24.3541-1772.5	240240	BOS Ø 54 - Halter	
2.0 HDi	66	02/00→07/08	←	☐; →Orga 09127	24.3541-1758.5	240935	TRW Ø 54 - Halter	
			←	☐; Orga 09128→; → 03/08; + ESP	24.3541-1761.5	240233	Ø 54 - Halter	
			←	☐; Orga 09128→; → 03/08; + ESP	24.3541-1762.5	240234	Ø 54 - Halter	
			←	☐; Orga 09128→; → 03/08; - ESP	24.3541-1771.5	240239	BOS Ø 54 - Halter	
			←	☐; Orga 09128→; → 03/08; - ESP	24.3541-1772.5	240240	BOS Ø 54 - Halter	
			→	☐; → 03/08; + ESP	24.3387-1711.5	240868	TRW Ø 38 - Halter	
Electric	28	01/98→12/01	←	☐	24.3541-1758.5	240935	TRW Ø 54 - Halter	
<b> Bremsschlauch</b>								
1.1 1.9 D	44 50	06/96→10/02 06/96→12/02	←	07/96→	2	24.5111-0438.3	330568	L= 445
			→	07/96→; →Orga 09533	2	24.5229-0255.3	330581	L= 255
			→	Orga 09534→	2	24.5246-0260.3	330782	L= 260
1.4	55	06/96→12/15	←	07/96→ 03/08	2	24.5111-0438.3	330568	L= 445
			→	07/96→; →Orga 09533	2	24.5229-0255.3	330581	L= 255
			→	Orga 09534→; → 03/08	2	24.5246-0260.3	330782	L= 260
1.6 16V 2.0 HDi 4x4	80 66	07/01→03/08 04/04→08/05	←	- ESP	2	24.5111-0438.3	330568	L= 445
			←	+ ESP	2	24.5111-0460.3	330603	L= 460
			→	→Orga 09533	2	24.5229-0255.3	330581	L= 255
1.6 Flexfuel	80	09/00→10/02	←	07/01→; - ESP	2	24.5111-0438.3	330568	L= 445
			←	07/01→; + ESP	2	24.5111-0460.3	330603	L= 460
			→	07/01→; →Orga 09533	2	24.5229-0255.3	330581	L= 255
1.6 HDi 75	55	02/06→12/13	←	→ 03/08; - ESP	2	24.5111-0438.3	330568	L= 445
			←	→ 03/08; + ESP	2	24.5111-0460.3	330603	L= 460
			→	→ 03/08	2	24.5246-0260.3	330782	L= 260
1.6 HDi 90	66	10/05→12/15	←	02/06→ 03/08; - ESP	2	24.5111-0438.3	330568	L= 445
			←	02/06→ 03/08; + ESP	2	24.5111-0460.3	330603	L= 460
			→	02/06→ 03/08	2	24.5246-0260.3	330782	L= 260
1.8 ↓	66	05/97→12/03	←		2	24.5111-0438.3	330568	L= 445

	kW					! #		
<b>PEUGEOT - PARTNER Combispace (5F) 05/96→12/15</b>								
<b>Bremsschlauch</b>								
1.8	66	05/97→12/03	→	→Orga 09533	2	24.5229-0255.3	330581	L= 255
			→	Orga 09534→	2	24.5246-0260.3	330782	L= 260
1.9 D	51	05/96→12/98	←	12/98→	2	24.5111-0438.3	330568	L= 445
			→	12/98→; →Orga 09533	2	24.5229-0255.3	330581	L= 255
			→	Orga 09534→	2	24.5246-0260.3	330782	L= 260
1.9 D	51	12/98→07/08	←	→ 03/08	2	24.5111-0438.3	330568	L= 445
			→	→Orga 09533	2	24.5229-0255.3	330581	L= 255
			→	Orga 09534→; → 03/08	2	24.5246-0260.3	330782	L= 260
2.0 HDI	66	02/00→07/08	←	→ 03/08; - ESP	2	24.5111-0438.3	330568	L= 445
			←	→ 03/08; + ESP	2	24.5111-0460.3	330603	L= 460
			→	→Orga 09533	2	24.5229-0255.3	330581	L= 255
			→	Orga 09534→; → 03/08	2	24.5246-0260.3	330782	L= 260
Electric	28	01/98→12/01	←		2	24.5111-0438.3	330568	L= 445
			→		2	24.5229-0255.3	330581	L= 255
<b>PEUGEOT - PARTNER Kasten 04/08→</b>								
<b>Bremssattel</b>								
1.6	66	04/08→	←	☐		11.9601-9717.2	220901	ATE Ø 60 - Halter
1.6	72	11/10→						
1.6	80	04/08→	←	☐		11.9601-9718.2	220902	ATE Ø 60 - Halter
1.6	88	04/10→						
1.6 BlueHdi 100	73	04/15→						
1.6 BlueHdi 120	88	04/15→						
1.6 HDi	55	04/08→						
1.6 HDi	66	12/11→						
1.6 HDi	67	09/09→12/12						
1.6 HDi	80	04/08→						
1.6 HDi	84	03/13→						
1.6 HDi 16V	66	04/08→						
1.6 HDi 16V 4x4	66	04/12→						
1.6 HDi 90	68	04/10→						
Électrique	49	06/13→						
1.6 HDi / BlueHdi 75	55	07/11→	←	☐; 01/15→		11.9601-9717.2	220901	ATE Ø 60 - Halter
			←	☐; 01/15→		11.9601-9718.2	220902	ATE Ø 60 - Halter
<b>Feder, Bremssattel</b>								
1.6	66	04/08→			2	11.8116-0356.1	390586	ATE
1.6	72	11/10→						
1.6	80	04/08→						
1.6	88	04/10→						
1.6 BlueHdi 100	73	04/15→						
1.6 BlueHdi 120	88	04/15→						
1.6 HDi	55	04/08→						
1.6 HDi	66	12/11→						
1.6 HDi	67	09/09→12/12						
1.6 HDi	80	04/08→						
1.6 HDi	84	03/13→						
1.6 HDi 16V	66	04/08→						
1.6 HDi 16V 4x4	66	04/12→						
1.6 HDi 90	68	04/10→						
Électrique	49	06/13→						
1.6 HDi / BlueHdi 75	55	07/11→		01/15→	2	11.8116-0356.1	390586	ATE
<b>Führungshülzensatz, Bremssattel</b>								
1.6	66	04/08→	←			11.0101-5704.2	260095	ATE
1.6	72	11/10→						
1.6	80	04/08→						
1.6	88	04/10→						
1.6 BlueHdi 100	73	04/15→						
1.6 BlueHdi 120	88	04/15→						
1.6 HDi	55	04/08→						
1.6 HDi	66	12/11→						
1.6 HDi	67	09/09→12/12						
1.6 HDi	80	04/08→						
1.6 HDi	84	03/13→						
1.6 HDi 16V	66	04/08→						
1.6 HDi 16V 4x4	66	04/12→						
1.6 HDi 90	68	04/10→						
Électrique	49	06/13→						
1.6 HDi / BlueHdi 75	55	07/11→	←	01/15→		11.0101-5704.2	260095	ATE
↓								

**PEUGEOT - PARTNER Kasten 04/08→**

**Führungsbolzen, Bremsattel**

1.6	66	04/08→				11.8171-0008.1	990049	ATE
1.6	72	11/10→						
1.6	80	04/08→						
1.6	88	04/10→						
1.6 BlueHDi 100	73	04/15→						
1.6 BlueHDi 120	88	04/15→						
1.6 HDi	55	04/08→						
1.6 HDi	66	12/11→						
1.6 HDi	67	09/09→12/12						
1.6 HDi	80	04/08→						
1.6 HDi	84	03/13→						
1.6 HDi 16V	66	04/08→						
1.6 HDi 16V 4x4	66	04/12→						
1.6 HDi 90	68	04/10→						
Électrique	49	06/13→						
1.6 HDi / BlueHDi 75	55	07/11→		01/15→		11.8171-0008.1	990049	ATE

**Dichtungssatz, Bremsattel**

1.6	66	04/08→				11.0441-6008.2	250038	ATE für Kolben-Ø [mm]: 60
1.6	72	11/10→						
1.6	80	04/08→						
1.6	88	04/10→						
1.6 BlueHDi 100	73	04/15→						
1.6 BlueHDi 120	88	04/15→						
1.6 HDi	55	04/08→						
1.6 HDi	66	12/11→						
1.6 HDi	67	09/09→12/12						
1.6 HDi	80	04/08→						
1.6 HDi	84	03/13→						
1.6 HDi 16V	66	04/08→						
1.6 HDi 16V 4x4	66	04/12→						
1.6 HDi 90	68	04/10→						
Électrique	49	06/13→						
1.6 HDi / BlueHDi 75	55	07/11→		01/15→		11.0441-6008.2	250038	ATE für Kolben-Ø [mm]: 60










**Bremsschlauch**

1.6	66	04/08→	←		2	24.5111-0424.3	331014	L= 424,6
1.6	72	11/10→	→		2	24.5246-0216.3	331022	L= 216,6
1.6	80	04/08→						
1.6	88	04/10→						
1.6 BlueHDi 100	73	04/15→						
1.6 BlueHDi 120	88	04/15→						
1.6 HDi	55	04/08→						
1.6 HDi	66	12/11→						
1.6 HDi	67	09/09→12/12						
1.6 HDi	80	04/08→						
1.6 HDi	84	03/13→						
1.6 HDi 16V	66	04/08→						
1.6 HDi 16V 4x4	66	04/12→						
1.6 HDi 90	68	04/10→						
Électrique	49	06/13→						
1.6 HDi / BlueHDi 75	55	07/11→	←	01/15→	2	24.5111-0424.3	331014	L= 424,6
			→	01/15→	2	24.5246-0216.3	331022	L= 216,6

**PEUGEOT - PARTNER Kasten (5) 04/96→12/15**














**Bremssattel**








1.1	44	06/96→09/05	←	☐; 10/02→		24.3541-1771.5	240239	BOS Ø 54 - Halter
			←	☐; 10/02→		24.3541-1772.5	240240	BOS Ø 54 - Halter
			←	☐; 07/96→ 09/02		24.3541-1777.5	240247	TRW Ø 54 - Halter
			←	☐; 07/96→ 09/02		24.3541-1778.5	240248	TRW Ø 54 - Halter
1.4	54	11/02→10/06	←	☐		24.3541-1771.5	240239	BOS Ø 54 - Halter
			←	☐		24.3541-1772.5	240240	BOS Ø 54 - Halter
1.4	55	06/96→12/15	←	☐; 10/02→ 03/08		24.3541-1771.5	240239	BOS Ø 54 - Halter
			←	☐; 10/02→ 03/08		24.3541-1772.5	240240	BOS Ø 54 - Halter
			←	☐; 07/96→ 09/02		24.3541-1777.5	240247	TRW Ø 54 - Halter
			←	☐; 07/96→ 09/02		24.3541-1778.5	240248	TRW Ø 54 - Halter
1.6	80	09/00→10/02	←	☐		24.3541-1758.5	240935	TRW Ø 54 - Halter
			←	☐		24.3541-1758.5	240935	TRW Ø 54 - Halter
1.6 Bioflex	80	09/00→10/02	←	☐; → 03/08		24.3541-1771.5	240239	BOS Ø 54 - Halter
			←	☐; → 03/08		24.3541-1772.5	240240	BOS Ø 54 - Halter
1.8	66	03/97→08/00	←	☐		24.3541-1758.5	240935	TRW Ø 54 - Halter
			←	☐		24.3541-1778.5	240248	TRW Ø 54 - Halter








	kw			 	! #		
<b>PEUGEOT - PARTNER Kasten (5) 04/96→12/15</b>							
<b> Bremssattel</b>							
1.8	66	03/97→08/00	←	☐		24.3541-1777.5 240247	TRW Ø 54 - Halter
1.8 D	43	06/96→12/02	←	☐; 07/96→; →Orga 09127		24.3541-1758.5 240935	TRW Ø 54 - Halter
1.9 D	51	06/96→12/02	←	☐; Orga 09128→		24.3541-1771.5 240239	BOS Ø 54 - Halter
			←	☐; Orga 09128→		24.3541-1772.5 240240	BOS Ø 54 - Halter
1.8 D	44	11/96→02/98	←	☐; →Orga 09127		24.3541-1758.5 240935	TRW Ø 54 - Halter
1.9 D	50	05/96→12/98	←	☐; Orga 09128→		24.3541-1771.5 240239	BOS Ø 54 - Halter
1.9 D 4x4	51	04/04→11/07	←	☐; Orga 09128→		24.3541-1772.5 240240	BOS Ø 54 - Halter
1.9 D	51	06/96→12/15	←	☐; 07/96→; →Orga 09127		24.3541-1758.5 240935	TRW Ø 54 - Halter
			←	☐; Orga 09128→; → 03/08		24.3541-1771.5 240239	BOS Ø 54 - Halter
			←	☐; Orga 09128→; → 03/08		24.3541-1772.5 240240	BOS Ø 54 - Halter
2.0 HDi	66	04/00→07/08	←	☐; →Orga 09127		24.3541-1758.5 240935	TRW Ø 54 - Halter
			←	☐; Orga 09128→; → 03/08; + ESP		24.3541-1761.5 240233	Ø 54 - Halter
			←	☐; Orga 09128→; → 03/08; + ESP		24.3541-1762.5 240234	Ø 54 - Halter
			←	☐; Orga 09128→; → 03/08; - ESP		24.3541-1771.5 240239	BOS Ø 54 - Halter
			←	☐; Orga 09128→; → 03/08; - ESP		24.3541-1772.5 240240	BOS Ø 54 - Halter
			→	☐; → 03/08; + ESP		24.3387-1711.5 240868	TRW Ø 38 - Halter
			→	☐; → 03/08; + ESP		24.3387-1712.5 240869	TRW Ø 38 - Halter
2.0 HDi 4x4	66	04/04→08/05	←	☐; →Orga 09127		24.3541-1758.5 240935	TRW Ø 54 - Halter
			←	☐; Orga 09128→; + ESP		24.3541-1761.5 240233	Ø 54 - Halter
			←	☐; Orga 09128→; + ESP		24.3541-1762.5 240234	Ø 54 - Halter
			←	☐; Orga 09128→; - ESP		24.3541-1771.5 240239	BOS Ø 54 - Halter
			←	☐; Orga 09128→; - ESP		24.3541-1772.5 240240	BOS Ø 54 - Halter
			→	☐; + ESP		24.3387-1711.5 240868	TRW Ø 38 - Halter
			→	☐; + ESP		24.3387-1712.5 240869	TRW Ø 38 - Halter
Electric	25	04/96→12/02	←	☐; 01/98→		24.3541-1771.5 240239	BOS Ø 54 - Halter
			←	☐; 01/98→		24.3541-1772.5 240240	BOS Ø 54 - Halter
<b> Bremsschlauch</b>							
1.1	44	06/96→09/05	←	07/96→	2	24.5111-0438.3 330568	L= 445
1.8 D	43	06/96→12/02	→	07/96→; →Orga 09533	2	24.5229-0255.3 330581	L= 255
1.9 D	51	06/96→12/02	→	Orga 09534→	2	24.5246-0260.3 330782	L= 260
1.4	54	11/02→10/06	←		2	24.5111-0438.3 330568	L= 445
1.4 BiFuel	55	04/03→10/06	→	→Orga 09533	2	24.5229-0255.3 330581	L= 255
1.8 D	44	11/96→02/98	→	Orga 09534→	2	24.5246-0260.3 330782	L= 260
1.9 D	50	05/96→12/98	→	Orga 09534→	2	24.5246-0260.3 330782	L= 260
1.9 D 4x4	51	04/04→11/07	→	Orga 09534→	2	24.5246-0260.3 330782	L= 260
1.4	55	06/96→12/15	←	07/96→ 03/08	2	24.5111-0438.3 330568	L= 445
1.9 D	51	06/96→12/15	→	07/96→; →Orga 09533	2	24.5229-0255.3 330581	L= 255
			→	Orga 09534→; → 03/08	2	24.5246-0260.3 330782	L= 260
1.6	80	09/00→10/02	←		2	24.5111-0438.3 330568	L= 445
1.6 Bioflex	80	09/00→10/02	←		2	24.5111-0438.3 330568	L= 445
1.6 HDi 75	55	02/06→07/08	←	→ 03/08	2	24.5111-0438.3 330568	L= 445
1.6 HDi 90	66	02/06→12/15	→	→ 03/08	2	24.5246-0260.3 330782	L= 260
1.8	66	03/97→08/00	←		2	24.5111-0438.3 330568	L= 445
			→		2	24.5229-0255.3 330581	L= 255
2.0 HDi	66	04/00→07/08	←	→ 03/08; - ESP	2	24.5111-0438.3 330568	L= 445
			←	→ 03/08; + ESP	2	24.5111-0460.3 330603	L= 460
			→	→Orga 09533	2	24.5229-0255.3 330581	L= 255
			→	Orga 09534→; → 03/08	2	24.5246-0260.3 330782	L= 260
2.0 HDi 4x4	66	04/04→08/05	←	- ESP	2	24.5111-0438.3 330568	L= 445
			←	+ ESP	2	24.5111-0460.3 330603	L= 460
			→	→Orga 09533	2	24.5229-0255.3 330581	L= 255
			→	Orga 09534→	2	24.5246-0260.3 330782	L= 260
Electric	25	04/96→12/02	←	01/98→	2	24.5111-0438.3 330568	L= 445
			→	01/98→; →Orga 09533	2	24.5229-0255.3 330581	L= 255
↓							











































	kW					! #		
<b>PEUGEOT - PARTNER Kasten (5) 04/96→12/15</b>								
 <b>Bremsschlauch</b>								
Electric	25	04/96→12/02	➔	Orga 09534→	2	24.5246-0260.3	330782	L= 260
<b>PEUGEOT - PARTNER Pritsche/Fahrgestell 01/09→</b>								
 <b>Bremssattel</b>								
1.6 HDi	55	01/09→	←	☐		11.9601-9717.2	220901	ATE Ø 60 - Halter
1.6 HDi	66	03/13→						
1.6 HDi 16V	66	01/09→	←	☐		11.9601-9718.2	220902	ATE Ø 60 - Halter
<b>Feder, Bremssattel</b>								
1.6 HDi	55	01/09→			2	11.8116-0356.1	390586	ATE
1.6 HDi	66	03/13→						
1.6 HDi 16V	66	01/09→						
<b>Führungshülzensatz, Bremssattel</b>								
1.6 HDi	55	01/09→	←			11.0101-5704.2	260095	ATE
1.6 HDi	66	03/13→						
1.6 HDi 16V	66	01/09→						
<b>Führungsbolzen, Bremssattel</b>								
1.6 HDi	55	01/09→				11.8171-0008.1	990049	ATE
1.6 HDi	66	03/13→						
1.6 HDi 16V	66	01/09→						
<b>Dichtungssatz, Bremssattel</b>								
1.6 HDi	55	01/09→				11.0441-6008.2	250038	ATE für Kolben-Ø [mm]: 60
1.6 HDi	66	03/13→						
1.6 HDi 16V	66	01/09→						
 <b>Bremsschlauch</b>								
1.6 HDi	55	01/09→	←		2	24.5111-0424.3	331014	L= 424,6
1.6 HDi	66	03/13→						
1.6 HDi 16V	66	01/09→	➔		2	24.5246-0216.3	331022	L= 216,6
<b>PEUGEOT - PARTNER Pritsche/Fahrgestell 01/99→07/08</b>								
 <b>Bremssattel</b>								
1.9 D	51	01/99→07/08	←	☐; →Orga 09127		24.3541-1758.5	240935	TRW Ø 54 - Halter
			←	☐; Orga 09128→; → 03/08		24.3541-1771.5	240239	BOS Ø 54 - Halter
			←	☐; Orga 09128→; → 03/08		24.3541-1772.5	240240	BOS Ø 54 - Halter
2.0 HDi	66	11/02→07/08	←	☐; →Orga 09127		24.3541-1758.5	240935	TRW Ø 54 - Halter
			←	☐; Orga 09128→; → 03/08; + ESP		24.3541-1761.5	240233	Ø 54 - Halter
			←	☐; Orga 09128→; → 03/08; + ESP		24.3541-1762.5	240234	Ø 54 - Halter
			←	☐; Orga 09128→; → 03/08; - ESP		24.3541-1771.5	240239	BOS Ø 54 - Halter
			←	☐; Orga 09128→; → 03/08; - ESP		24.3541-1772.5	240240	BOS Ø 54 - Halter
			➔	☐; → 03/08; + ESP		24.3387-1711.5	240868	TRW Ø 38 - Halter
			➔	☐; → 03/08; + ESP		24.3387-1712.5	240869	TRW Ø 38 - Halter
 <b>Bremsschlauch</b>								
1.9 D	51	01/99→07/08	←	→ 03/08	2	24.5111-0438.3	330568	L= 445
			➔	→Orga 09533	2	24.5229-0255.3	330581	L= 255
			➔	Orga 09534→; → 03/08	2	24.5246-0260.3	330782	L= 260
2.0 HDi	66	11/02→07/08	←	→ 03/08; - ESP	2	24.5111-0438.3	330568	L= 445
			←	→ 03/08; + ESP	2	24.5111-0460.3	330603	L= 460
			➔	→Orga 09533	2	24.5229-0255.3	330581	L= 255
			➔	Orga 09534→; → 03/08	2	24.5246-0260.3	330782	L= 260
<b>PEUGEOT - PARTNER Tepee 04/08→</b>								
 <b>Bremssattel</b>								
1.2 THP	81	02/16→	←	☐		11.9601-9717.2	220901	ATE Ø 60 - Halter
1.6	66	04/08→						
1.6	72	08/10→	←	☐		11.9601-9718.2	220902	ATE Ø 60 - Halter
1.6	80	04/08→						
1.6	88	04/10→						
1.6 BlueHDi 100	73	12/14→						
1.6 BlueHDi 100 4x4	73	04/15→						
1.6 BlueHDi 120	88	12/14→						
1.6 HDi	55	04/08→						
1.6 HDi	66	03/13→						

	kW			 	! #		
<b>PEUGEOT - PARTNER Tepee 04/08→</b>							
<b>Bremssattel</b>							
1.6 HDi	80	04/08→	←	☐		11.9601-9717.2 220901	ATE Ø 60 - Halter
1.6 HDi	82	08/10→					
1.6 HDi	84	03/13→	←	☐		11.9601-9718.2 220902	ATE Ø 60 - Halter
1.6 HDi / BlueHDi 75	55	01/15→					
1.6 HDi 16V	66	04/08→					
1.6 HDi 90	68	04/10→					
1.6	81	09/08→	←	☐; 04/10→		11.9601-9717.2 220901	ATE Ø 60 - Halter
			←	☐; 04/10→		11.9601-9718.2 220902	ATE Ø 60 - Halter
<b>Feder, Bremssattel</b>							
1.2 THP	81	02/16→			2	11.8116-0356.1 390586	ATE
1.6	66	04/08→					
1.6	72	08/10→					
1.6	80	04/08→					
1.6	88	04/10→					
1.6 BlueHDi 100	73	12/14→					
1.6 BlueHDi 100 4x4	73	04/15→					
1.6 BlueHDi 120	88	12/14→					
1.6 HDi	55	04/08→					
1.6 HDi	66	03/13→					
1.6 HDi	80	04/08→					
1.6 HDi	82	08/10→					
1.6 HDi	84	03/13→					
1.6 HDi / BlueHDi 75	55	01/15→					
1.6 HDi 16V	66	04/08→					
1.6 HDi 90	68	04/10→					
1.6	81	09/08→		04/10→	2	11.8116-0356.1 390586	ATE
<b>Führungshülzensatz, Bremssattel</b>							
1.2 THP	81	02/16→	←			11.0101-5704.2 260095	ATE
1.6	66	04/08→					
1.6	72	08/10→					
1.6	80	04/08→					
1.6	88	04/10→					
1.6 BlueHDi 100	73	12/14→					
1.6 BlueHDi 100 4x4	73	04/15→					
1.6 BlueHDi 120	88	12/14→					
1.6 HDi	55	04/08→					
1.6 HDi	66	03/13→					
1.6 HDi	80	04/08→					
1.6 HDi	82	08/10→					
1.6 HDi	84	03/13→					
1.6 HDi / BlueHDi 75	55	01/15→					
1.6 HDi 16V	66	04/08→					
1.6 HDi 90	68	04/10→					
1.6	81	09/08→	←	04/10→		11.0101-5704.2 260095	ATE
<b>Führungsbolzen, Bremssattel</b>							
1.2 THP	81	02/16→				11.8171-0008.1 990049	ATE
1.6	66	04/08→					
1.6	72	08/10→					
1.6	80	04/08→					
1.6	88	04/10→					
1.6 BlueHDi 100	73	12/14→					
1.6 BlueHDi 100 4x4	73	04/15→					
1.6 BlueHDi 120	88	12/14→					
1.6 HDi	55	04/08→					
1.6 HDi	66	03/13→					
1.6 HDi	80	04/08→					
1.6 HDi	82	08/10→					
1.6 HDi	84	03/13→					
1.6 HDi / BlueHDi 75	55	01/15→					
1.6 HDi 16V	66	04/08→					
1.6 HDi 90	68	04/10→					
1.6	81	09/08→		04/10→		11.8171-0008.1 990049	ATE
<b>Dichtungssatz, Bremssattel</b>							
1.2 THP	81	02/16→				11.0441-6008.2 250038	ATE für Kolben-Ø [mm]: 60
1.6	66	04/08→					
1.6	72	08/10→					
1.6	80	04/08→					
1.6	88	04/10→					
1.6 BlueHDi 100	73	12/14→					
1.6 BlueHDi 100 4x4	73	04/15→					
1.6 BlueHDi 120	88	12/14→					
1.6 HDi	55	04/08→					
1.6 HDi	66	03/13→					
1.6 HDi	80	04/08→					
1.6 HDi	82	08/10→					
1.6 HDi	84	03/13→					
↓							















	kW			 	! #		
<b>PEUGEOT - PARTNER Tepee 04/08→</b>							
<b>Dichtungssatz, Bremssattel</b>							
1.6 HDi / BlueHDi 75	55	01/15→				11.0441-6008.2	250038 ATE für Kolben-Ø [mm]: 60
1.6 HDi 16V	66	04/08→					
1.6 HDi 90	68	04/10→					
1.6	81	09/08→		04/10→		11.0441-6008.2	250038 ATE für Kolben-Ø [mm]: 60
<b>Bremsschlauch</b>							
1.2 THP	81	02/16→	←		2	24.5111-0424.3	331014 L= 424,6
1.6	66	04/08→					
1.6	72	08/10→	→		2	24.5246-0216.3	331022 L= 216,6
1.6	80	04/08→					
1.6	88	04/10→					
1.6 BlueHDi 100	73	12/14→					
1.6 BlueHDi 100 4x4	73	04/15→					
1.6 BlueHDi 120	88	12/14→					
1.6 HDi	55	04/08→					
1.6 HDi	66	03/13→					
1.6 HDi	80	04/08→					
1.6 HDi	82	08/10→					
1.6 HDi	84	03/13→					
1.6 HDi / BlueHDi 75	55	01/15→					
1.6 HDi 16V	66	04/08→					
1.6 HDi 90	68	04/10→					
1.6	81	09/08→	←	04/10→	2	24.5111-0424.3	331014 L= 424,6
			→	04/10→	2	24.5246-0216.3	331022 L= 216,6
<b>PEUGEOT - RCZ 03/10→</b>							
<b>Bremssattel</b>							
1.6 16V	115	03/10→	←	☐; Sattel unlackiert		11.9571-9939.2	220923 ATE Ø 57 - Halter
1.6 THP 150	110	03/11→	←	☐; Sattel unlackiert		11.9571-9940.2	220924 ATE Ø 57 - Halter
1.6 16V	147	06/10→	←	☐		11.9601-9883.2	220917 ATE Ø 60 - Halter
			←	☐		11.9601-9884.2	220918 ATE Ø 60 - Halter
2.0 HDi	120	03/10→	←	☐; Raddurchmesser [Zoll]: 18; Sattel unlackiert		11.9571-9939.2	220923 ATE Ø 57 - Halter
			←	☐; Raddurchmesser [Zoll]: 18; Sattel unlackiert		11.9571-9940.2	220924 ATE Ø 57 - Halter
			←	☐; Raddurchmesser [Zoll]: 19		11.9601-9883.2	220917 ATE Ø 60 - Halter
			←	☐; Raddurchmesser [Zoll]: 19		11.9601-9884.2	220918 ATE Ø 60 - Halter
<b>Feder, Bremssattel</b>							
1.6 16V	115	03/10→			2	11.8116-0356.1	390586 ATE
1.6 THP 150	110	03/11→					
2.0 HDi	120	03/10→		Raddurchmesser [Zoll]: 18	2	11.8116-0356.1	390586 ATE
<b>Führungshülzensatz, Bremssattel</b>							
1.6 16V	115	03/10→	←			11.0101-5704.2	260095 ATE
1.6 THP 150	110	03/11→					
1.6 16V	147	06/10→	←			11.0101-5407.2	260011 ATE
2.0 HDi	120	03/10→	←	Raddurchmesser [Zoll]: 19		11.0101-5407.2	260011 ATE
			←	Raddurchmesser [Zoll]: 18		11.0101-5704.2	260095 ATE
<b>Führungsbolzen, Bremssattel</b>							
1.6 16V	115	03/10→				11.8171-0008.1	990049 ATE
1.6 16V	147	06/10→					
1.6 THP 150	110	03/11→					
2.0 HDi	120	03/10→		Raddurchmesser [Zoll]: 18		11.8171-0008.1	990049 ATE
				Raddurchmesser [Zoll]: 19		11.8171-0008.1	990049 ATE
<b>Dichtungssatz, Bremssattel</b>							
1.6 16V	147	06/10→				11.0441-6008.2	250038 ATE für Kolben-Ø [mm]: 60
2.0 HDi	120	03/10→		Raddurchmesser [Zoll]: 19		11.0441-6008.2	250038 ATE für Kolben-Ø [mm]: 60
<b>Bremsschlauch</b>							
1.6 16V	115	03/10→	→		2	24.5246-0190.3	330697 L= 190
1.6 16V	147	06/10→					
1.6 THP 150	110	03/11→					
2.0 HDi	120	03/10→					
1.6 THP 270	199	06/13→	→	10/13→	2	24.5246-0190.3	330697 L= 190



















































	kW			 	! #		
<b>PEUGEOT - RIFTER 09/18→</b>							
<b>Führungshülzensatz, Bremsattel</b>							
1.2 THP	81	09/18→	←			11.0101-5407.2 260011	ATE
1.5 BlueHDi 100	75	09/18→					
1.5 BlueHDi 130	96	09/18→					
1.5 BlueHDi 75	56	09/18→					
<b>Führungsbolzen, Bremsattel</b>							
1.2 THP	81	09/18→	←			11.8171-0008.1 990049	ATE
1.5 BlueHDi 100	75	09/18→					
1.5 BlueHDi 130	96	09/18→					
1.5 BlueHDi 75	56	09/18→					
<b>Dichtungssatz, Bremsattel</b>							
1.2 THP	81	09/18→	←			11.0441-6008.2 250038	ATE für Kolben-Ø [mm]: 60
1.5 BlueHDi 100	75	09/18→					
1.5 BlueHDi 130	96	09/18→					
1.5 BlueHDi 75	56	09/18→					
<b>PORSCHE - 911 (993) 10/93→09/97</b>							
 <b>Bremsschlauch</b>							
3.6 Carrera	200	10/93→08/95	←		2	83.6220-0296.3 330324	L= 295
3.6 Carrera 4	200	07/94→08/95	→	01/95→	2	83.6116-0226.3 330454	L= 225
3.6 Carrera	210	08/95→09/97	←		2	83.6220-0296.3 330324	L= 295
3.6 Carrera 4	210	08/95→09/97	→		2	83.6116-0226.3 330454	L= 225
3.6 Turbo 4	300	03/95→09/97					
3.6 Turbo GT2	316	03/95→09/97					
3.6 Turbo GT2 4	316	08/95→09/97					
3.6 Turbo GT2 4	331	06/97→09/97					
3.8 Carrera	210	06/95→09/97					
3.8 Carrera	221	08/95→09/97					
3.8 Carrera 4	210	06/95→09/97					
3.8 Carrera 4	221	08/95→09/97					
3.8 Carrera RS	221	06/95→09/97					
<b>PORSCHE - 911 (996) 09/97→09/05</b>							
 <b>Bremsschlauch</b>							
3.4 Carrera	221	09/97→09/01	←		2	83.6239-0297.3 330643	L= 295
3.4 Carrera 4	221	09/97→09/01	→		2	83.6239-0297.3 330643	L= 295
3.6 Carrera	235	10/01→08/05					
3.6 Carrera 4	235	10/01→08/05					
3.6 Carrera 4S	254	02/03→08/05					
3.6 Carrera S	254	02/03→08/05					
3.6 GT2	340	04/01→08/05					
3.6 GT2	355	10/03→08/05					
3.6 GT3	265	03/99→08/05					
3.6 GT3	280	03/03→08/05					
3.6 S	331	08/04→08/05					
3.6 Turbo 4	309	06/00→08/05					
3.6 Turbo 4S	331	02/03→08/05					
3.4 Carrera	235	05/01→08/05	←	→ 09/01	2	83.6239-0297.3 330643	L= 295
3.4 Carrera 4	235	05/01→08/05	→	→ 09/01	2	83.6239-0297.3 330643	L= 295
<b>PORSCHE - 911 (997) 07/04→12/12</b>							
 <b>Bremsschlauch</b>							
3.6 Carrera	235	08/04→07/05	←		2	83.6239-0297.3 330643	L= 295
3.6 Carrera	239	07/04→12/08	→		2	83.6239-0297.3 330643	L= 295
3.6 Carrera	242	07/04→12/08					
3.6 Carrera	254	06/08→12/11					
3.6 Carrera 4	239	07/04→12/08					
3.6 Carrera 4	254	06/08→12/12					
3.6 GT 2	390	09/07→12/12					
3.6 GT2 RS	456	05/10→12/12					
3.6 GT3	305	03/06→12/09					
3.6 Turbo	353	03/06→12/09					
3.8 Carrera 4 GTS	300	06/09→12/12					
3.8 Carrera 4S	261	07/04→12/08					
3.8 Carrera 4S	280	08/05→12/08					
3.8 Carrera 4S	283	06/08→12/12					
3.8 Carrera GTS	300	06/09→12/11					
3.8 Carrera S	261	07/04→12/08					
3.8 Carrera S	264	07/04→12/08					
3.8 Carrera S	280	08/05→12/08					
3.8 Carrera S	283	06/08→12/11					
3.8 GT3	320	05/09→12/11					
3.8 GT3 RS	331	08/09→12/11					
3.8 Turbo	368	09/09→12/12					
3.8 Turbo S	390	02/10→12/12					
4.0 GT3 RS	368	07/11→12/12					











	kW			 	! #		
<b>PORSCHE - 911 Cabriolet (993) 07/94→12/97</b>							
 <b>Bremsschlauch</b>							
3.6 Carrera 3.6 Carrera 4	200 200	07/94→08/95 07/94→08/95	←	01/95→	2	83.6116-0226.3 330454	L= 225
			←		2	83.6220-0296.3 330324	L= 295
3.6 Carrera 3.6 Carrera 4 3.8 Carrera 3.8 Carrera 3.8 Carrera 4 3.8 Carrera 4	210 210 210 221 210 221	08/95→09/97 08/95→09/97 06/95→09/97 08/95→09/97 06/95→09/97 08/95→09/97	←		2	83.6116-0226.3 330454 83.6220-0296.3 330324	L= 225 L= 295
<b>PORSCHE - 911 Cabriolet (996) 02/98→08/05</b>							
 <b>Bremsschlauch</b>							
3.4 Carrera 3.4 Carrera 4 3.6 Carrera 3.6 Carrera 4 3.6 Carrera 4S 3.6 Carrera S 3.6 Turbo 4 3.6 Turbo 4S	221 221 235 235 254 254 309 331	02/98→09/01 02/98→09/01 10/01→08/05 10/01→08/05 06/02→08/05 06/02→08/05 10/03→08/05 10/03→08/05	←		2	83.6239-0297.3 330643	L= 295
			→		2	83.6239-0297.3 330643	L= 295
3.4 Carrera 3.4 Carrera 4	235 235	05/01→08/05 05/01→08/05	←	→ 09/01	2	83.6239-0297.3 330643	L= 295
			→	→ 09/01	2	83.6239-0297.3 330643	L= 295
<b>PORSCHE - 911 Cabriolet (997) 04/05→12/12</b>							
 <b>Bremsschlauch</b>							
3.6 Carrera 3.6 Carrera 3.6 Carrera 3.6 Carrera 3.6 Carrera 4 3.6 Carrera 4 3.6 Carrera 4 3.6 Turbo 3.8 Carrera 4S 3.8 Carrera 4S 3.8 Carrera 4S 3.8 Carrera 4S 3.8 Carrera S 3.8 Carrera S 3.8 Carrera S 3.8 Carrera S 3.8 Turbo 3.8 Turbo S	235 239 242 254 239 242 254 353 261 264 280 283 261 264 280 283 368 390	04/05→07/05 04/05→12/08 04/05→12/08 06/08→12/11 04/05→12/08 04/05→12/08 06/08→12/12 09/07→12/09 04/05→12/08 04/05→12/10 08/05→12/08 06/08→12/12 04/05→12/08 04/05→12/08 08/05→12/08 06/08→12/11 09/09→12/12 02/10→12/12	←		2	83.6239-0297.3 330643	L= 295
			→		2	83.6239-0297.3 330643	L= 295
<b>PORSCHE - 911 Targa (993) 01/94→09/97</b>							
 <b>Bremsschlauch</b>							
3.6 Carrera	210	08/95→09/97	←		2	83.6220-0296.3 330324	L= 295
			→		2	83.6116-0226.3 330454	L= 225
<b>PORSCHE - 911 Targa (996) 12/01→08/05</b>							
 <b>Bremsschlauch</b>							
3.6	235	12/01→08/05	←		2	83.6239-0297.3 330643	L= 295
			→		2	83.6239-0297.3 330643	L= 295
<b>PORSCHE - 911 Targa (997) 07/06→12/12</b>							
 <b>Bremsschlauch</b>							
3.6 Carrera 4 3.8 Carrera 4S	239 261	07/06→12/08 07/06→12/08	←	11/06→	2	83.6239-0297.3 330643	L= 295
			→	11/06→	2	83.6239-0297.3 330643	L= 295
3.6 Carrera 4 3.8 Carrera 4S	254 283	10/08→12/12 10/08→12/12	←		2	83.6239-0297.3 330643	L= 295
			→		2	83.6239-0297.3 330643	L= 295
<b>PORSCHE - 928 09/77→11/95</b>							
 <b>Bremsschlauch</b>							
5.4 GTS	257	08/91→11/95	←		2	83.6289-0391.3 330341	L= 390
			→		2	83.6121-0250.3 330260	L= 250









	kW			 	! #		
<b>PORSCHE - 968 06/91→11/95</b>							
 <b>Bremsschlauch</b>							
3.0 3.0 Turbo S	176 224	06/91→11/95 03/93→11/95	←	für Fahrzeuge ohne Sportfahrwerk	2	24.5165-0415.3 331320	L= 415
			←	für Fahrzeuge mit Sportfahrwerk	2	83.6251-0301.3 330556	L= 300
			→		2	83.6201-0175.3 330663	L= 175
<b>PORSCHE - 968 Cabriolet 06/91→11/95</b>							
 <b>Bremsschlauch</b>							
3.0	176	06/91→11/95	←	für Fahrzeuge ohne Sportfahrwerk	2	24.5165-0415.3 331320	L= 415
			←	für Fahrzeuge mit Sportfahrwerk	2	83.6251-0301.3 330556	L= 300
			→		2	83.6201-0175.3 330663	L= 175
<b>PORSCHE - BOXSTER (986) 09/96→12/04</b>							
 <b>Bremsschlauch</b>							
2.5	150	09/96→08/99	←	→ 07/99	2	83.6239-0297.3 330643	L= 295
			→	→ 07/99	2	83.6239-0297.3 330643	L= 295
2.7	155	06/99→12/02	←	08/99→ 06/02	2	83.6239-0297.3 330643	L= 295
			→	08/99→ 06/02	2	83.6239-0297.3 330643	L= 295
2.7 S 3.2	162 185	08/99→07/02 08/99→07/02	←	→ 06/02	2	83.6239-0297.3 330643	L= 295
			→	→ 06/02	2	83.6239-0297.3 330643	L= 295
2.7 S 3.2 S 3.2	168 191 196	07/02→12/04 07/02→12/04 01/04→12/04	←		2	83.6239-0297.3 330643	L= 295
			→		2	83.6239-0297.3 330643	L= 295
<b>PORSCHE - BOXSTER (987) 11/04→12/11</b>							
 <b>Bremsschlauch</b>							
2.7 S 3.2	176 206	11/04→12/06 11/04→12/06	←	→ 07/06	2	83.6239-0297.3 330643	L= 295
2.7 S 3.4	180 217	07/06→12/09 07/06→12/09	←		2	83.6239-0297.3 330643	L= 295
2.9 S 3.4	188 228	06/09→12/11 06/09→12/11	←	→ 09/11	2	83.6239-0297.3 330643	L= 295
S 3.4	223	08/08→12/09	←	06/09→	2	83.6239-0297.3 330643	L= 295
<b>PORSCHE - BOXSTER Spyder (987) 09/07→12/11</b>							
 <b>Bremsschlauch</b>							
3.4 RS 60	223	09/07→12/08	←	08/08→	2	83.6239-0297.3 330643	L= 295
<b>PORSCHE - CAYENNE (9PA) 09/02→12/10</b>							
 <b>Bremsschlauch</b>							
3.0 TDI	176	02/09→09/10	←		2	24.5237-0515.3 331463	L= 515
			→	→ 04/10	2	83.7812-0400.3 331214	L= 400
3.2	177	08/03→09/07	←		2	24.5237-0515.3 331463	L= 515
			→	10/03→	2	83.7769-0713.3 331097	L= 713
			→		2	83.7812-0400.3 331214	L= 400
3.2 S 4.5 Turbo 4.5 Turbo S 4.5 Turbo S 4.5	184 250 331 368 383	10/03→09/07 09/02→09/07 09/02→09/07 01/04→09/07 03/06→09/07	←		2	24.5237-0515.3 331463	L= 515
			→		2	83.7769-0713.3 331097	L= 713
			→		2	83.7812-0400.3 331214	L= 400
3.6 GTS 4.8 S 4.8 Turbo S 4.8 Turbo S 4.8 Turbo S 4.8	213 298 283 368 397 404	02/07→09/10 10/07→09/10 02/07→09/10 02/07→09/10 02/07→09/10 08/08→09/10	←		2	24.5237-0515.3 331463	L= 515
			←	→ 12/08	2	83.7769-0713.3 331097	L= 713
			→	→ 04/10	2	83.7812-0400.3 331214	L= 400
<b>PORSCHE - CAYENNE (92A) 06/10→</b>							
 <b>Bremsschlauch</b>							
3.0 Diesel 3.0 Diesel 3.0 Diesel 3.0 Diesel 3.0 S E-Hybrid 3.0 S E-Hybrid 3.6 3.6 GTS ↓	155 176 180 193 245 306 220 324	06/10→ 06/10→ 06/11→ 10/14→ 06/10→ 10/14→ 06/10→ 02/15→	→		2	83.7812-0400.3 331214	L= 400
























	kW			 	! #		
<b>PORSCHE - CAYENNE (92A) 06/10→</b>							
 <b>Bremsschlauch</b>							
3.6 S	309	10/14→	➔		2	83.7812-0400.3 331214	L= 400
4.2 S Diesel	281	10/12→					
4.2 S Diesel	283	10/14→					
4.8 GTS	309	06/12→					
4.8 S	294	06/10→					
4.8 Turbo	368	06/10→					
4.8 Turbo	382	10/14→					
4.8 Turbo	397	06/10→					
4.8 Turbo S	405	10/12→					
4.8 Turbo S	419	01/15→					
3.0 Diesel	184	08/14→	➔	10/14→	2	83.7812-0400.3 331214	L= 400
<b>PORSCHE - CAYMAN (987) 11/05→12/13</b>							
 <b>Bremsschlauch</b>							
2.7	180	07/06→12/09	➔		2	83.6239-0297.3 330643	L= 295
S 3.4	217	11/05→12/09					
2.9	195	02/09→12/12	➔	→ 05/12	2	83.6239-0297.3 330643	L= 295
R 3.4	243	11/10→12/12					
S 3.4 Sport	223	08/08→12/12					
S 3.4	235	02/09→06/13					
<b>PORSCHE - MACAN (95B) 02/14→</b>							
 <b>Bremsschlauch</b>							
2.0	174	07/14→	➔		2	24.5140-0396.3 331372	L= 396
2.0	185	10/15→					
3.0 GTS	265	10/15→					
3.0 S	250	02/14→					
3.0 S Diesel	155	02/14→					
3.0 S Diesel	184	02/14→					
3.0 S Diesel	190	02/14→					
3.6 Turbo	294	02/14→					
3.6 Turbo	324	09/16→					
<b>PORSCHE - PANAMERA (970) 03/09→10/16</b>							
 <b>Bremsschlauch</b>							
4.8 Turbo	368	09/09→07/13	➔	für Fahrzeuge mit Keramikbremse	2	83.8569-0412.3 331489	L= 411
4.8 Turbo	382	07/13→10/16					
4.8 Turbo	397	08/10→07/13					
4.8 Turbo S	404	05/11→07/13					
4.8 Turbo S	419	07/13→10/16	➔	01/14→; für Fahrzeuge mit Keramikbremse	2	83.8569-0412.3 331489	L= 411
<b>PROTON - WIRA 05/95→</b>							
 <b>Bremsschlauch</b>							
1.3	55	08/00→	➔	→ 09/05	2	24.5205-0205.3 330780	L= 205
1.5	64	08/00→					
<b>PROTON - WIRA Hatchback 01/00→</b>							
 <b>Bremsschlauch</b>							
1.3	55	08/00→	➔	→ 09/05	2	24.5205-0205.3 330780	L= 205
1.5	64	08/00→					
<b>RENAULT - 19 II (B/C53_) 01/91→06/01</b>							
 <b>Bremssattel</b>							
1.2	40	04/92→12/95	➔	☐		24.3481-1505.5 240047	BDX Ø 48 - Halter
1.4 (B/C532)	43	04/92→12/95	➔	☐		24.3481-1611.5 240029	TRW Ø 48 - Halter
			➔	☐		24.3481-1506.5 240048	BDX Ø 48 - Halter
			➔	☐		24.3481-1612.5 240030	TRW Ø 48 - Halter
1.4	59	01/92→12/95	➔	☐		24.3481-1505.5 240047	BDX Ø 48 - Halter
			➔	☐		24.3481-1611.5 240029	TRW Ø 48 - Halter
			➔	☐		24.3481-1506.5 240048	BDX Ø 48 - Halter
			➔	☐		24.3481-1612.5 240030	TRW Ø 48 - Halter
			➔	☐; → 12/94; + ABS		24.3481-1611.5 240029	TRW Ø 48 - Halter
			➔	☐; - ABS		24.3481-1611.5 240029	TRW Ø 48 - Halter
			➔	☐; → 12/94; + ABS		24.3481-1612.5 240030	TRW Ø 48 - Halter
			➔	☐; - ABS		24.3481-1612.5 240030	TRW Ø 48 - Halter
			➔	☐; 01/95→; Vollautomatik; + ABS		24.3481-1615.5 240031	TRW Ø 48 - Halter
			➔	☐; 01/95→; Vollautomatik; + ABS		24.3481-1616.5 240032	TRW Ø 48 - Halter
1.4 (B/C535)	55	01/92→12/95	➔	☐; 09/94→		24.3481-1505.5 240047	BDX Ø 48 - Halter

	kw			 	! #		
<b>RENAULT - 19 II (B/C53_) 01/91→06/01</b>							
<b> Bremssattel</b>							
1.4 (B/C535)	55	01/92→12/95	←	 ; 09/94→	24.3481-1611.5	240029	TRW Ø 48 - Halter
			←	 ; 09/94→	24.3481-1506.5	240048	BDX Ø 48 - Halter
			←		24.3481-1612.5	240030	TRW Ø 48 - Halter
1.7 (B/C53B)	54	04/92→12/95	←		24.3481-1505.5	240047	BDX Ø 48 - Halter
			←		24.3481-1611.5	240029	TRW Ø 48 - Halter
			←		24.3481-1615.5	240031	TRW Ø 48 - Halter
			←		24.3481-1506.5	240048	BDX Ø 48 - Halter
			←		24.3481-1612.5	240030	TRW Ø 48 - Halter
			←		24.3481-1616.5	240032	TRW Ø 48 - Halter
			←	 ; Schaltgetriebe	24.3481-1611.5	240029	TRW Ø 48 - Halter
			←	 ; → 12/94; Vollautomatik; + ABS	24.3481-1611.5	240029	TRW Ø 48 - Halter
			←	 ; - ABS	24.3481-1611.5	240029	TRW Ø 48 - Halter
			←	 ; - ABS	24.3481-1612.5	240030	TRW Ø 48 - Halter
1.8 (5/353A)	66	04/92→12/95	←	 ; 09/94→	24.3481-1615.5	240031	TRW Ø 48 - Halter
			←	 ; 09/94→	24.3481-1616.5	240032	TRW Ø 48 - Halter
			←	 ; 05/92→	24.3481-1615.5	240031	TRW Ø 48 - Halter
			←	 ; 05/92→	24.3481-1616.5	240032	TRW Ø 48 - Halter
			←		24.3481-1615.5	240031	TRW Ø 48 - Halter
			←		24.3481-1616.5	240032	TRW Ø 48 - Halter
			←	 ; + ABS	24.3481-1505.5	240047	BDX Ø 48 - Halter
			←	 ; 05/92→	24.3481-1505.5	240047	BDX Ø 48 - Halter
			←		24.3481-1611.5	240029	TRW Ø 48 - Halter
			←	 ; - ABS	24.3481-1505.5	240047	BDX Ø 48 - Halter
1.8 (B/C53Y)	65	04/92→12/95	←	 ; 05/92→	24.3481-1615.5	240031	TRW Ø 48 - Halter
			←	 ; 05/92→	24.3481-1616.5	240032	TRW Ø 48 - Halter
			←		24.3481-1615.5	240031	TRW Ø 48 - Halter
			←		24.3481-1616.5	240032	TRW Ø 48 - Halter
			←	 ; + ABS	24.3481-1505.5	240047	BDX Ø 48 - Halter
			←	 ; 05/92→	24.3481-1505.5	240047	BDX Ø 48 - Halter
			←		24.3481-1611.5	240029	TRW Ø 48 - Halter
			←	 ; - ABS	24.3481-1505.5	240047	BDX Ø 48 - Halter
			←	 ; 05/92→	24.3481-1506.5	240048	BDX Ø 48 - Halter
			←		24.3481-1612.5	240030	TRW Ø 48 - Halter
1.8 16V (B/C53D)	99	04/92→12/95	←		24.3481-1506.5	240048	BDX Ø 48 - Halter
			←		24.3481-1612.5	240030	TRW Ø 48 - Halter
			←	 ; - ABS	24.3481-1506.5	240048	BDX Ø 48 - Halter
			←	 ; + ABS	24.3481-1506.5	240048	BDX Ø 48 - Halter
			←		24.3481-1612.5	240030	TRW Ø 48 - Halter
			←	 ; + ABS	24.3481-1506.5	240048	BDX Ø 48 - Halter
			←		24.3481-1612.5	240030	TRW Ø 48 - Halter
			←	 ; 05/92→	24.3481-1615.5	240031	TRW Ø 48 - Halter
			←		24.3481-1615.5	240031	TRW Ø 48 - Halter
			←	 ; 05/92→	24.3481-1616.5	240032	TRW Ø 48 - Halter
1.9 dT (B/C53T)	66	04/92→12/95	←	 ; 05/92→	24.3481-1615.5	240031	TRW Ø 48 - Halter
			←		24.3481-1615.5	240031	TRW Ø 48 - Halter
			←	 ; 05/92→	24.3481-1616.5	240032	TRW Ø 48 - Halter
			←		24.3481-1616.5	240032	TRW Ø 48 - Halter
<b>Zubehörsatz, Bremssattel</b>							
1.2 1.4 (B/C532)	40 43	04/92→12/95 04/92→12/95	←		24.0101-4803.2	260049	BDX
			←		24.0101-4807.2	260053	TRW
1.4	59	01/92→12/95	←		24.0101-4803.2	260049	BDX
			←		24.0101-4807.2	260053	TRW
			←	01/95→; Vollautomatik; + ABS	24.0101-4806.2	260052	TRW
			←	- ABS	24.0101-4807.2	260053	TRW
1.4 (B/C535)	55	01/92→12/95	←	→ 12/94; + ABS	24.0101-4807.2	260053	TRW
			←	09/94→	24.0101-4803.2	260049	BDX
			←		24.0101-4807.2	260053	TRW
1.7 (B/C53B)	54	04/92→12/95	←		24.0101-4803.2	260049	BDX
			←		24.0101-4806.2	260052	TRW
			←		24.0101-4807.2	260053	TRW
			←		24.0101-4807.2	260053	TRW
			←	01/95→; Vollautomatik; + ABS	24.0101-4806.2	260052	TRW
↓							













	kw			 	! #		
<b>RENAULT - 19 II (B/C53_) 01/91→06/01</b>							
<b>Zubehörsatz, Bremssattel</b>							
1.7 (B/C53B)	54	04/92→12/95	←	- ABS		24.0101-4807.2 260053	TRW
			←	→ 12/94; Vollautomatik; + ABS		24.0101-4807.2 260053	TRW
			←	Schaltgetriebe		24.0101-4807.2 260053	TRW
1.8 (5/353A)	66	04/92→12/95	←	09/94→		24.0101-4806.2 260052	TRW
1.8 (B/C53Y)	65	04/92→12/95	←	05/92→		24.0101-4806.2 260052	TRW
1.8 16V (B/C53D)	99	04/92→12/95	←			24.0101-4806.2 260052	TRW
1.9 D (B/C53J)	47	04/92→12/95	←	05/92→		24.0101-4803.2 260049	BDX
			←			24.0101-4807.2 260053	TRW
			←			24.0101-4803.2 260049	BDX
			←	- ABS		24.0101-4807.2 260053	TRW
			←	+ ABS		24.0101-4803.2 260049	BDX
			←			24.0101-4807.2 260053	TRW
1.9 dT (B/C53T)	66	04/92→12/95	←			24.0101-4806.2 260052	TRW
			←	05/92→		24.0101-4806.2 260052	TRW
<b> Bremsschlauch</b>							
1.2	40	04/92→12/95	←		2	24.5111-0280.3 330389	L= 280
1.4 (B/C532)	43	04/92→12/95	→		2	24.5229-0240.3 330400	L= 242
			→			24.5229-0255.3 330581	L= 255
1.4 (B/C535)	55	01/92→12/95	←		2	24.5111-0280.3 330389	L= 280
1.7 (B/C53B)	54	04/92→12/95	←				
1.7 (B/C53C)	66	04/92→12/95	→	- ABS	2	24.5229-0240.3 330400	L= 242
1.8 16V (B/C53D)	99	04/92→12/95	→			24.5229-0255.3 330581	L= 255
1.9 D (B/C53J)	47	04/92→12/95	←				
1.9 dT (B/C53T)	66	04/92→12/95	←				
1.8 (5/353A)	66	04/92→12/95	←	09/94→	2	24.5111-0280.3 330389	L= 280
			→	09/94→; - ABS	2	24.5229-0240.3 330400	L= 242
			→			24.5229-0255.3 330581	L= 255
1.8 (B/C53Y)	65	04/92→12/95	←	05/92→	2	24.5111-0280.3 330389	L= 280
			→	05/92→; - ABS	2	24.5229-0240.3 330400	L= 242
			→			24.5229-0255.3 330581	L= 255
<b>RENAULT - 19 II Cabriolet (D53_, 853_) 04/92→06/01</b>							
<b> Bremssattel</b>							
1.8	86	01/95→06/01	←	☐; → 03/95		24.3481-1615.5 240031	TRW Ø 48 - Halter
1.8 16V (D53D)	99	04/92→06/96	←	☐; → 03/95		24.3481-1616.5 240032	TRW Ø 48 - Halter
1.8 (853A)	66	09/93→06/96	←	☐; → 12/94		24.3481-1615.5 240031	TRW Ø 48 - Halter
1.8 (D53Y)	65	04/92→06/96	←	☐; → 12/94		24.3481-1616.5 240032	TRW Ø 48 - Halter
1.8 (D53V, 853F, D53C)	79	07/94→06/96	←	☐; 09/94→		24.3481-1615.5 240031	TRW Ø 48 - Halter
			←	☐; 09/94→		24.3481-1616.5 240032	TRW Ø 48 - Halter
<b>Zubehörsatz, Bremssattel</b>							
1.8	86	01/95→06/01	←	→ 03/95		24.0101-4806.2 260052	TRW
1.8 16V (D53D)	99	04/92→06/96	←				
1.8 (853A)	66	09/93→06/96	←	→ 12/94		24.0101-4806.2 260052	TRW
1.8 (D53Y)	65	04/92→06/96	←				
1.8 (D53V, 853F, D53C)	79	07/94→06/96	←	09/94→		24.0101-4806.2 260052	TRW
<b> Bremsschlauch</b>							
1.8	86	01/95→06/01	←	→ 03/95	2	24.5111-0280.3 330389	L= 280
1.8 16V (D53D)	99	04/92→06/96	→	→ 03/95; - ABS	2	24.5229-0255.3 330581	L= 255
1.8 (853A)	66	09/93→06/96	←		2	24.5111-0280.3 330389	L= 280
			→	- ABS	2	24.5229-0255.3 330581	L= 255
1.8 (D53V, 853F, D53C)	79	07/94→06/96	←	09/94→	2	24.5111-0280.3 330389	L= 280
			→	09/94→; - ABS	2	24.5229-0255.3 330581	L= 255
1.8 (D53Y)	65	04/92→06/96	←	→ 12/94	2	24.5111-0280.3 330389	L= 280
			→	→ 12/94; - ABS	2	24.5229-0255.3 330581	L= 255








	kw			 	! #						
<b>RENAULT - 19 II Chamade (L53_) 04/92→08/03</b>											
 <b>Bremssattel</b>											
1.4 (532)	43	04/92→12/95	←	<input type="checkbox"/>		24.3481-1505.5	240047	BDX Ø 48 - Halter			
						24.3481-1611.5	240029	TRW Ø 48 - Halter			
			←	<input type="checkbox"/>		24.3481-1506.5	240048	BDX Ø 48 - Halter			
						24.3481-1612.5	240030	TRW Ø 48 - Halter			
			←	<input type="checkbox"/>	Schaltgetriebe	24.3481-1611.5	240029	TRW Ø 48 - Halter			
			←	<input type="checkbox"/>	→ 12/94; Vollautomatik; + ABS	24.3481-1611.5	240029	TRW Ø 48 - Halter			
			←	<input type="checkbox"/>	- ABS	24.3481-1611.5	240029	TRW Ø 48 - Halter			
			←	<input type="checkbox"/>	- ABS	24.3481-1612.5	240030	TRW Ø 48 - Halter			
			←	<input type="checkbox"/>	Schaltgetriebe	24.3481-1612.5	240030	TRW Ø 48 - Halter			
			←	<input type="checkbox"/>	→ 12/94; Vollautomatik; + ABS	24.3481-1612.5	240030	TRW Ø 48 - Halter			
1.4 (L535)	55	11/93→12/95	←	<input type="checkbox"/>		24.3481-1505.5	240047	BDX Ø 48 - Halter			
			←	<input type="checkbox"/>	09/94→	24.3481-1505.5	240047	BDX Ø 48 - Halter			
						24.3481-1611.5	240029	TRW Ø 48 - Halter			
			←	<input type="checkbox"/>	09/94→	24.3481-1506.5	240048	BDX Ø 48 - Halter			
						24.3481-1612.5	240030	TRW Ø 48 - Halter			
			←	<input type="checkbox"/>		24.3481-1506.5	240048	BDX Ø 48 - Halter			
			←	<input type="checkbox"/>	→ 12/94; Vollautomatik; + ABS	24.3481-1611.5	240029	TRW Ø 48 - Halter			
			←	<input type="checkbox"/>	- ABS	24.3481-1611.5	240029	TRW Ø 48 - Halter			
			←	<input type="checkbox"/>	Schaltgetriebe	24.3481-1611.5	240029	TRW Ø 48 - Halter			
			←	<input type="checkbox"/>	- ABS	24.3481-1612.5	240030	TRW Ø 48 - Halter			
1.7	55	05/92→11/95	←	<input type="checkbox"/>		24.3481-1505.5	240047	BDX Ø 48 - Halter			
			←	<input type="checkbox"/>		24.3481-1506.5	240048	BDX Ø 48 - Halter			
			←	<input type="checkbox"/>	Schaltgetriebe	24.3481-1611.5	240029	TRW Ø 48 - Halter			
			←	<input type="checkbox"/>	→ 12/94; Vollautomatik; + ABS	24.3481-1611.5	240029	TRW Ø 48 - Halter			
			←	<input type="checkbox"/>	- ABS	24.3481-1611.5	240029	TRW Ø 48 - Halter			
			←	<input type="checkbox"/>	- ABS	24.3481-1612.5	240030	TRW Ø 48 - Halter			
			←	<input type="checkbox"/>	Schaltgetriebe	24.3481-1612.5	240030	TRW Ø 48 - Halter			
			←	<input type="checkbox"/>	→ 12/94; Vollautomatik; + ABS	24.3481-1612.5	240030	TRW Ø 48 - Halter			
			←	<input type="checkbox"/>	01/95→; Vollautomatik; + ABS	24.3481-1615.5	240031	TRW Ø 48 - Halter			
			←	<input type="checkbox"/>	01/95→; Vollautomatik; + ABS	24.3481-1616.5	240032	TRW Ø 48 - Halter			
1.7 (L53B)	54	04/92→12/95	←	<input type="checkbox"/>		24.3481-1505.5	240047	BDX Ø 48 - Halter			
						24.3481-1611.5	240029	TRW Ø 48 - Halter			
						24.3481-1615.5	240031	TRW Ø 48 - Halter			
			←	<input type="checkbox"/>		24.3481-1506.5	240048	BDX Ø 48 - Halter			
						24.3481-1612.5	240030	TRW Ø 48 - Halter			
						24.3481-1616.5	240032	TRW Ø 48 - Halter			
			←	<input type="checkbox"/>	Schaltgetriebe	24.3481-1611.5	240029	TRW Ø 48 - Halter			
			←	<input type="checkbox"/>	→ 12/94; Vollautomatik; + ABS	24.3481-1611.5	240029	TRW Ø 48 - Halter			
			←	<input type="checkbox"/>	- ABS	24.3481-1611.5	240029	TRW Ø 48 - Halter			
			←	<input type="checkbox"/>	- ABS	24.3481-1612.5	240030	TRW Ø 48 - Halter			
1.7 (L53C) 1.8 1.8 (L53V, L538) 1.8 16V (L53D) 1.9 dT (L53T)	66 79 79 99 66	04/92→12/95 05/92→11/95 05/94→12/95 04/92→12/95 04/92→12/95	←	<input type="checkbox"/>		24.3481-1615.5	240031	TRW Ø 48 - Halter			
			←	<input type="checkbox"/>		24.3481-1616.5	240032	TRW Ø 48 - Halter			
			←	<input type="checkbox"/>	Schaltgetriebe	24.3481-1612.5	240030	TRW Ø 48 - Halter			
			←	<input type="checkbox"/>	→ 12/94; Vollautomatik; + ABS	24.3481-1612.5	240030	TRW Ø 48 - Halter			
			←	<input type="checkbox"/>	Schaltgetriebe	24.3481-1612.5	240030	TRW Ø 48 - Halter			
			←	<input type="checkbox"/>	01/95→; Vollautomatik; + ABS	24.3481-1615.5	240031	TRW Ø 48 - Halter			
			←	<input type="checkbox"/>	01/95→; Vollautomatik; + ABS	24.3481-1616.5	240032	TRW Ø 48 - Halter			
			1.8 (453A/F)	66	04/92→12/95	←	<input type="checkbox"/>	11/94→	24.3481-1615.5	240031	TRW Ø 48 - Halter
			↓								








	kw			 	! #		
<b>RENAULT - 19 II Chamade (L53_) 04/92→08/03</b>							
<b> Bremssattel</b>							
1.8 (453A/F)	66	04/92→12/95	←	☐; 11/94→		24.3481-1616.5 240032	TRW Ø 48 - Halter
1.8 (L53Y)	65	04/92→12/95	←	☐; 05/92→		24.3481-1615.5 240031	TRW Ø 48 - Halter
			←	☐; 05/92→		24.3481-1616.5 240032	TRW Ø 48 - Halter
1.9 D (L53J)	47	04/92→12/95	←	☐; + ABS		24.3481-1505.5 240047	BDX Ø 48 - Halter
						24.3481-1611.5 240029	TRW Ø 48 - Halter
			←	☐; 05/92→		24.3481-1505.5 240047	BDX Ø 48 - Halter
						24.3481-1611.5 240029	TRW Ø 48 - Halter
			←	☐; - ABS		24.3481-1505.5 240047	BDX Ø 48 - Halter
						24.3481-1611.5 240029	TRW Ø 48 - Halter
			←	☐; 05/92→		24.3481-1506.5 240048	BDX Ø 48 - Halter
						24.3481-1612.5 240030	TRW Ø 48 - Halter
			←	☐; - ABS		24.3481-1616.5 240032	TRW Ø 48 - Halter
			←	☐; - ABS		24.3481-1506.5 240048	BDX Ø 48 - Halter
						24.3481-1612.5 240030	TRW Ø 48 - Halter
			←	☐; + ABS		24.3481-1506.5 240048	BDX Ø 48 - Halter
						24.3481-1612.5 240030	TRW Ø 48 - Halter
<b>Zubehörsatz, Bremssattel</b>							
1.4 (532)	43	04/92→12/95	←			24.0101-4803.2 260049	BDX
						24.0101-4807.2 260053	TRW
			←	01/95→; Vollautomatik; + ABS		24.0101-4806.2 260052	TRW
			←	- ABS		24.0101-4807.2 260053	TRW
			←	→ 12/94; Vollautomatik; + ABS		24.0101-4807.2 260053	TRW
			←	Schaltgetriebe		24.0101-4807.2 260053	TRW
1.4 (L535)	55	11/93→12/95	←	09/94→		24.0101-4803.2 260049	BDX
						24.0101-4807.2 260053	TRW
			←			24.0101-4803.2 260049	BDX
			←	01/95→; Vollautomatik; + ABS		24.0101-4806.2 260052	TRW
			←	- ABS		24.0101-4807.2 260053	TRW
			←	→ 12/94; Vollautomatik; + ABS		24.0101-4807.2 260053	TRW
			←	Schaltgetriebe		24.0101-4807.2 260053	TRW
1.7	55	05/92→11/95	←			24.0101-4803.2 260049	BDX
			←	01/95→; Vollautomatik; + ABS		24.0101-4806.2 260052	TRW
			←	- ABS		24.0101-4807.2 260053	TRW
			←	→ 12/94; Vollautomatik; + ABS		24.0101-4807.2 260053	TRW
			←	Schaltgetriebe		24.0101-4807.2 260053	TRW
1.7 (L53B)	54	04/92→12/95	←			24.0101-4803.2 260049	BDX
						24.0101-4806.2 260052	TRW
						24.0101-4807.2 260053	TRW
			←	01/95→; Vollautomatik; + ABS		24.0101-4806.2 260052	TRW
			←	- ABS		24.0101-4807.2 260053	TRW
			←	→ 12/94; Vollautomatik; + ABS		24.0101-4807.2 260053	TRW
			←	Schaltgetriebe		24.0101-4807.2 260053	TRW
1.7 (L53C)	66	04/92→12/95	←			24.0101-4806.2 260052	TRW
1.8	79	05/92→11/95	←				
1.8 (L53V, L538)	79	05/94→12/95	←				
1.8 16V (L53D)	99	04/92→12/95	←				
1.9 dT (L53T)	66	04/92→12/95	←				
1.8 (453A/F)	66	04/92→12/95	←	11/94→		24.0101-4806.2 260052	TRW
1.8 (L53Y)	65	04/92→12/95	←	05/92→		24.0101-4806.2 260052	TRW
1.9 D (L53J)	47	04/92→12/95	←	05/92→		24.0101-4803.2 260049	BDX
						24.0101-4806.2 260052	TRW
						24.0101-4807.2 260053	TRW
			←	+ ABS		24.0101-4803.2 260049	BDX
						24.0101-4807.2 260053	TRW
			←	- ABS		24.0101-4803.2 260049	BDX
						24.0101-4807.2 260053	TRW











	kw			 	! #			
<b>RENAULT - 19 II Chamade (L53_) 04/92→08/03</b>								
 <b>Bremsschlauch</b>								
1.4	57	10/94→11/95	←		2	24.5111-0280.3 330389	L= 280	
1.4	59	10/94→11/95	→		2	24.5229-0240.3 330400	L= 242	
1.8 16V (L53D)	99	04/92→12/95					24.5229-0255.3 330581	L= 255
1.4 (532)	43	04/92→12/95	←		2	24.5111-0280.3 330389	L= 280	
			→		2	24.5229-0240.3 330400	L= 242	
1.4 (L535)	55	11/93→12/95	←		2	24.5111-0280.3 330389	L= 280	
			→	09/94→; - ABS	2	24.5229-0240.3 330400	L= 242	
			→		2	24.5229-0240.3 330400	L= 242	
						24.5229-0255.3 330581	L= 255	
1.7	55	05/92→11/95	←		2	24.5111-0280.3 330389	L= 280	
1.7 (L53B)	54	04/92→12/95	→	- ABS	2	24.5229-0240.3 330400	L= 242	
1.7 (L53C)	66	04/92→12/95					24.5229-0255.3 330581	L= 255
1.9 D (L53J)	47	04/92→12/95						
1.9 dT (L53T)	66	04/92→12/95						
1.7 (L533)	68	01/93→08/95	←		2	24.5111-0280.3 330389	L= 280	
1.8	79	05/92→11/95						
1.8 (L53V, L538)	79	05/94→12/95						
1.8 (453A/F)	66	04/92→12/95	←	09/94→	2	24.5111-0280.3 330389	L= 280	
			→	09/94→; - ABS	2	24.5229-0240.3 330400	L= 242	
						24.5229-0255.3 330581	L= 255	
1.8 (L53Y)	65	04/92→12/95	←	05/92→	2	24.5111-0280.3 330389	L= 280	
			→	05/92→; - ABS	2	24.5229-0240.3 330400	L= 242	
						24.5229-0255.3 330581	L= 255	
<b>RENAULT - 19 II Kasten (S53_) 03/92→12/95</b>								
 <b>Bremssattel</b>								
1.2	40	03/92→12/95	←	☐		24.3481-1505.5 240047	BDX Ø 48 - Halter	
			←	☐		24.3481-1611.5 240029	TRW Ø 48 - Halter	
			←	☐		24.3481-1506.5 240048	BDX Ø 48 - Halter	
			←	☐		24.3481-1612.5 240030	TRW Ø 48 - Halter	
1.9 dT	68	03/92→12/95	←	☐		24.3481-1615.5 240031	TRW Ø 48 - Halter	
			←	☐		24.3481-1616.5 240032	TRW Ø 48 - Halter	
<b>Zubehörsatz, Bremssattel</b>								
1.2	40	03/92→12/95	←			24.0101-4803.2 260049	BDX	
						24.0101-4807.2 260053	TRW	
1.9 dT	68	03/92→12/95	←			24.0101-4806.2 260052	TRW	
 <b>Bremsschlauch</b>								
1.2	40	03/92→12/95	←		2	24.5111-0280.3 330389	L= 280	
			→		2	24.5229-0240.3 330400	L= 242	
						24.5229-0255.3 330581	L= 255	
1.9 D	48	03/92→12/95	←		2	24.5111-0280.3 330389	L= 280	
1.9 dT	68	03/92→12/95	→	- ABS	2	24.5229-0240.3 330400	L= 242	
						24.5229-0255.3 330581	L= 255	
<b>RENAULT - 21 Kasten (S48_) 06/86→04/95</b>								
 <b>Bremssattel</b>								
1.7	65	06/86→04/95	←	☐; 07/86→		24.3481-1615.5 240031	TRW Ø 48 - Halter	
			←	☐; 07/86→		24.3481-1616.5 240032	TRW Ø 48 - Halter	
<b>Zubehörsatz, Bremssattel</b>								
1.7	65	06/86→04/95	←	07/86→		24.0101-4806.2 260052	TRW	
 <b>Bremsschlauch</b>								
1.7	65	06/86→04/95	←	07/86→	2	24.5111-0241.3 330680	L= 242	
<b>RENAULT - 21 Kombi (K48_) 03/86→07/97</b>								
 <b>Bremsschlauch</b>								
2.1 D (K480)	51	02/92→09/95	←	04/92→	2	24.5111-0320.3 330487	L= 320	
			→	04/92→; + ABS	2	24.5111-0260.3 330408	L= 260	
↓								










	kW					! #		
<b>RENAULT - 21 Kombi (K48_) 03/86→07/97</b>								
 <b>Bremsschlauch</b>								
2.1 D (K480)	51	02/92→09/95	→	04/92→; + ABS		24.5229-0285.3	330032	L= 285
<b>RENAULT - AVANTIME (DE0_) 09/01→05/03</b>								
 <b>Bremssattel</b>								
2.0 16V Turbo (DE0U, DE0V)	120	11/01→05/03	←	☐		24.3451-1713.5	240329	TRW Ø1 40 Ø2 45 - Halter
2.2 dCi (DE01)	110	05/02→05/03	←	☐		24.3451-1714.5	240330	TRW Ø1 40 Ø2 45 - Halter
3.0 V6 (DE04, DE0T)	152	09/01→05/03						
 <b>Bremsschlauch</b>								
2.0 16V Turbo (DE0U, DE0V)	120	11/01→05/03	→	☐	2	24.5229-0185.3	330397	L= 185
2.2 dCi (DE01)	110	05/02→05/03						
3.0 V6 (DE04, DE0T)	152	09/01→05/03						
<b>RENAULT - CAPTUR (J5_, H5_) 06/13→</b>								
 <b>Bremssattel</b>								
0.9 TCe 90	66	06/13→	←	☐		24.3541-1849.5	240707	TRW Ø 54 - Halter
			←	☐		24.3541-1850.5	240708	TRW Ø 54 - Halter
1.2 TCe 120	87	01/16→	←	☐		11.9541-9950.2	220843	ATE Ø 54 - Halter
1.2 TCe 120	88	06/13→	←	☐				
1.5 dCi 110	81	01/15→	←	☐		11.9541-9951.2	220844	ATE Ø 54 - Halter
1.5 dCi 90	66	06/13→						
<b>Halter, Bremssattel</b>								
1.2 TCe 120	87	01/16→	←		2	11.8170-0002.1	260110	ATE
1.2 TCe 120	88	06/13→						
1.5 dCi 110	81	01/15→						
1.5 dCi 90	66	06/13→						
<b>Feder, Bremssattel</b>								
1.2 TCe 120	87	01/16→			2	11.8116-0356.1	390586	ATE
1.2 TCe 120	88	06/13→						
1.5 dCi 110	81	01/15→						
1.5 dCi 90	66	06/13→						
<b>RENAULT - CLIO I (B/C57_, 5/357_) 05/90→09/98</b>								
 <b>Bremssattel</b>								
1.1	34	01/91→09/98	←	☐; → 04/92		24.3451-1501.5	240263	BDX Ø 45 - Halter
			←	☐; → 04/92		24.3481-1611.5	240029	TRW Ø 48 - Halter
			←	☐; → 04/92		24.3451-1502.5	240264	BDX Ø 45 - Halter
			←	☐; → 04/92		24.3481-1612.5	240030	TRW Ø 48 - Halter
			←	☐; 05/92→		24.3481-1505.5	240047	BDX Ø 48 - Halter
			←	☐; 05/92→		24.3481-1611.5	240029	TRW Ø 48 - Halter
			←	☐; 05/92→		24.3481-1506.5	240048	BDX Ø 48 - Halter
			←	☐; 05/92→		24.3481-1612.5	240030	TRW Ø 48 - Halter
1.2 (5/357Y, 5/357K)	40	01/96→09/98	←	☐		24.3481-1505.5	240047	BDX Ø 48 - Halter
1.2 (5/357Y, 5/357K)	43	01/96→09/98	←	☐		24.3481-1611.5	240029	TRW Ø 48 - Halter
1.2 (B/C/S572)	44	05/90→03/96	←	☐		24.3481-1506.5	240048	BDX Ø 48 - Halter
1.2 (B/C/S577)	40	01/96→12/96	←	☐		24.3481-1612.5	240030	TRW Ø 48 - Halter
Electric	21	05/96→02/98						
1.2 (B/C/S57A, B/C57S, 5/357F, 5/357J, 5/357L, 5/357R)	43	05/90→09/98	←	☐		24.3481-1505.5	240047	BDX Ø 48 - Halter
			←	☐; 10/94→		24.3481-1611.5	240029	TRW Ø 48 - Halter
			←	☐; 10/94→		24.3481-1505.5	240047	BDX Ø 48 - Halter
			←	☐; 10/94→		24.3481-1611.5	240029	TRW Ø 48 - Halter
			←	☐		24.3481-1506.5	240048	BDX Ø 48 - Halter
			←	☐		24.3481-1612.5	240030	TRW Ø 48 - Halter
			←	☐; 10/94→		24.3481-1506.5	240048	BDX Ø 48 - Halter
			←	☐; 10/94→		24.3481-1612.5	240030	TRW Ø 48 - Halter
1.2 (B/C57R)	40	01/91→06/96	←	☐; → 01/96		24.3481-1505.5	240047	BDX Ø 48 - Halter
			←	☐; → 01/96		24.3481-1611.5	240029	TRW Ø 48 - Halter
			←	☐; → 01/96		24.3481-1506.5	240048	BDX Ø 48 - Halter
			←	☐; → 01/96		24.3481-1612.5	240030	TRW Ø 48 - Halter
1.4	57	05/90→02/98	←	☐; 01/91→; Automatikgetriebe		24.3481-1505.5	240047	BDX Ø 48 - Halter
			←	☐; 01/91→; Automatikgetriebe		24.3481-1611.5	240029	TRW Ø 48 - Halter
			←	☐; 04/96→; Automatikgetriebe		24.3481-1505.5	240047	BDX Ø 48 - Halter
			←	☐; 04/96→; Automatikgetriebe		24.3481-1615.5	240031	TRW Ø 48 - Halter
			←	☐; 04/96→; Automatikgetriebe		24.3481-1506.5	240048	BDX Ø 48 - Halter

	kW			 	! #		
<b>RENAULT - CLIO I (B/C57_, 5/357_) 05/90→09/98</b>							
<b>Bremssattel</b>							
1.4	57	05/90→02/98	←	☐; 04/96→; Automatikgetriebe	24.3481-1616.5	240032	TRW Ø 48 - Halter
			←	☐; 01/91→; Automatikgetriebe	24.3481-1506.5	240048	BDX Ø 48 - Halter
					24.3481-1612.5	240030	TRW Ø 48 - Halter
			←	☐; 01/91→; Schaltgetriebe	24.3481-1611.5	240029	TRW Ø 48 - Halter
			←	☐; 01/91→; Schaltgetriebe	24.3481-1612.5	240030	TRW Ø 48 - Halter
1.4	59	01/91→09/98	←	☐	24.3481-1505.5	240047	BDX Ø 48 - Halter
1.4 (B/C57T, B/C57Y)	58	01/91→09/98			24.3481-1615.5	240031	TRW Ø 48 - Halter
1.4 (B57J, C57J)	55	01/91→09/98	←	☐; Automatikgetriebe	24.3481-1505.5	240047	BDX Ø 48 - Halter
					24.3481-1611.5	240029	TRW Ø 48 - Halter
			←	☐; 04/96→; Automatikgetriebe	24.3481-1505.5	240047	BDX Ø 48 - Halter
					24.3481-1615.5	240031	TRW Ø 48 - Halter
			←	☐	24.3481-1506.5	240048	BDX Ø 48 - Halter
					24.3481-1616.5	240032	TRW Ø 48 - Halter
			←	☐; 04/96→; Automatikgetriebe	24.3481-1506.5	240048	BDX Ø 48 - Halter
					24.3481-1616.5	240032	TRW Ø 48 - Halter
			←	☐; Automatikgetriebe	24.3481-1506.5	240048	BDX Ø 48 - Halter
					24.3481-1612.5	240030	TRW Ø 48 - Halter
			←	☐; Schaltgetriebe	24.3481-1611.5	240029	TRW Ø 48 - Halter
			←	☐; Schaltgetriebe	24.3481-1612.5	240030	TRW Ø 48 - Halter
1.8	66	08/90→04/96	←	☐; 08/94→	24.3481-1505.5	240047	BDX Ø 48 - Halter
					24.3481-1615.5	240031	TRW Ø 48 - Halter
			←	☐; 08/94→	24.3481-1506.5	240048	BDX Ø 48 - Halter
					24.3481-1616.5	240032	TRW Ø 48 - Halter
1.8	70	01/91→09/98	←	☐	24.3481-1505.5	240047	BDX Ø 48 - Halter
1.8 (B/C578)	66	08/94→09/98			24.3481-1615.5	240031	TRW Ø 48 - Halter
1.8 (B/C57C, B/C57U)	65	01/91→09/98					
1.8 Rsi (B/C579)	80	01/93→08/95	←	☐	24.3481-1506.5	240048	BDX Ø 48 - Halter
1.8 Rsi (B/C57H)	79	08/95→09/98			24.3481-1616.5	240032	TRW Ø 48 - Halter
1.9 D	40	01/97→09/98					
Williams (B/C57M)	108	01/94→09/98					
1.8 16V (C57D)	99	01/91→03/96	←	☐; 08/91→ 08/94	24.3481-1505.5	240047	BDX Ø 48 - Halter
					24.3481-1615.5	240031	TRW Ø 48 - Halter
			←	☐; 08/91→ 08/94	24.3481-1506.5	240048	BDX Ø 48 - Halter
					24.3481-1616.5	240032	TRW Ø 48 - Halter
1.9 D (B/C/S576, B/C/S57L)	47	01/91→09/98	←	☐; → 01/94	24.3481-1505.5	240047	BDX Ø 48 - Halter
					24.3481-1611.5	240029	TRW Ø 48 - Halter
			←	☐; 02/94→	24.3481-1505.5	240047	BDX Ø 48 - Halter
					24.3481-1615.5	240031	TRW Ø 48 - Halter
			←	☐; → 01/94	24.3481-1506.5	240048	BDX Ø 48 - Halter
					24.3481-1612.5	240030	TRW Ø 48 - Halter
			←	☐; 02/94→	24.3481-1506.5	240048	BDX Ø 48 - Halter
					24.3481-1616.5	240032	TRW Ø 48 - Halter
			←	☐; 07/92→ 01/94	24.3481-1611.5	240029	TRW Ø 48 - Halter
			←	☐; 07/92→ 01/94	24.3481-1612.5	240030	TRW Ø 48 - Halter
<b>Zubehörsatz, Bremssattel</b>							
1.1	34	01/91→09/98		05/92→	24.0101-4803.2	260049	BDX
					24.0101-4807.2	260053	TRW
				→ 04/92	24.0101-4807.2	260053	TRW
1.2 (5/357Y, 5/357K)	40	01/96→09/98			24.0101-4803.2	260049	BDX
1.2 (5/357Y, 5/357K)	43	01/96→09/98			24.0101-4807.2	260053	TRW
1.2 (B/C/S572)	44	05/90→03/96					
1.2 (B/C/S577)	40	01/96→12/96					
Electric	21	05/96→02/98					
1.2 (B/C/S57A, B/C57S, 5/357F, 5/357J, 5/357L, 5/357R)	43	05/90→09/98		10/94→	24.0101-4803.2	260049	BDX
					24.0101-4807.2	260053	TRW
					24.0101-4803.2	260049	BDX
					24.0101-4807.2	260053	TRW
1.2 (B/C57R)	40	01/91→06/96		→ 01/96	24.0101-4803.2	260049	BDX
					24.0101-4807.2	260053	TRW
1.4	57	05/90→02/98		01/91→; Automatikgetriebe	24.0101-4803.2	260049	BDX
					24.0101-4807.2	260053	TRW
				04/96→; Automatikgetriebe	24.0101-4807.2	260053	TRW
↓							

	kw			 	! #		
<b>RENAULT - CLIO I (B/C57_, 5/357_) 05/90→09/98</b>							
<b>Zubehörsatz, Bremssattel</b>							
1.4	57	05/90→02/98		01/91→; Schaltgetriebe		24.0101-4807.2 260053	TRW
1.4	59	01/91→09/98		Automatikgetriebe		24.0101-4803.2 260049	BDX
1.4 (B/C57T, B/C57Y)	58	01/91→09/98				24.0101-4807.2 260053	TRW
1.4 (B57J, C57J)	55	01/91→09/98		04/96→; Automatikgetriebe		24.0101-4807.2 260053	TRW
						24.0101-4807.2 260053	TRW
				Schaltgetriebe		24.0101-4807.2 260053	TRW
1.8	66	08/90→04/96		08/94→		24.0101-4807.2 260053	TRW
1.8	70	01/91→09/98				24.0101-4807.2 260053	TRW
1.8 (B/C578)	66	08/94→09/98					
1.8 (B/C57C, B/C57U)	65	01/91→09/98					
1.8 Rsi (B/C579)	80	01/93→08/95					
1.8 Rsi (B/C57H)	79	08/95→09/98					
1.9 D	40	01/97→09/98					
Williams (B/C57M)	108	01/94→09/98					
1.8 16V (C57D)	99	01/91→03/96		08/91→ 08/94		24.0101-4807.2 260053	TRW
1.9 D (B/C/S576, B/C/S57L)	47	01/91→09/98		→ 01/94		24.0101-4803.2 260049	BDX
						24.0101-4807.2 260053	TRW
				02/94→		24.0101-4807.2 260053	TRW
				07/92→ 01/94		24.0101-4807.2 260053	TRW
<b>Bremsschlauch</b>							
1.1 Electric	34	01/91→09/98	←		2	24.5111-0241.3 330680	L= 242
	21	05/96→02/98	→		2	24.5229-0265.3 330540	L= 265
1.2 (5/357Y, 5/357K)	40	01/96→09/98	←		2	24.5111-0241.3 330680	L= 242
1.2 (5/357Y, 5/357K)	43	01/96→09/98	←		2	24.5111-0241.3 330680	L= 242
1.2 (B/C/S572)	44	05/90→03/96	→	- ABS	2	24.5229-0265.3 330540	L= 265
1.2 (B/C/S577)	40	01/96→12/96					
1.4	59	01/91→09/98					
1.4 (B/C57T, B/C57Y)	58	01/91→09/98					
1.4 (B57J, C57J)	55	01/91→09/98					
1.9 D	40	01/97→09/98					
1.9 D	48	05/96→02/98					
1.9 D (B/C/S576, B/C/S57L)	47	01/91→09/98					
1.2 (B/C/S57A, B/C57S, 5/357F, 5/357J, 5/357L, 5/357R)	43	05/90→09/98	←		2	24.5111-0241.3 330680	L= 242
			←	10/94→	2	24.5111-0241.3 330680	L= 242
			→	10/94→; - ABS	2	24.5229-0265.3 330540	L= 265
			→	- ABS	2	24.5229-0265.3 330540	L= 265
1.2 (B/C57R)	40	01/91→06/96	←	→ 01/96	2	24.5111-0241.3 330680	L= 242
			→	→ 01/96; - ABS	2	24.5229-0265.3 330540	L= 265
1.4	57	05/90→02/98	←	01/91→	2	24.5111-0241.3 330680	L= 242
			→	01/91→; - ABS	2	24.5229-0265.3 330540	L= 265
1.8	66	08/90→04/96	←	08/94→	2	24.5111-0241.3 330680	L= 242
1.8	70	01/91→09/98	←		2	24.5111-0241.3 330680	L= 242
1.8 (B/C578)	66	08/94→09/98					
1.8 Rsi (B/C579)	80	01/93→08/95					
1.8 Rsi (B/C57H)	79	08/95→09/98					
1.8 (B/C57C, B/C57U)	65	01/91→09/98	←		2	24.5111-0241.3 330680	L= 242
			→	→ 11/93; - ABS; für Fahrzeuge mit Klimaanlage	2	24.5229-0265.3 330540	L= 265
			→	- ABS; für Fahrzeuge ohne Klimaanlage	2	24.5229-0265.3 330540	L= 265
<b>RENAULT - CLIO I Kasten (S57_) 01/91→09/98</b>							
<b>Bremssattel</b>							
1.1	34	01/91→09/98	←	☐; → 04/92		24.3451-1501.5 240263	BDX Ø 45 - Halter
			←	☐; → 04/92		24.3481-1611.5 240029	TRW Ø 48 - Halter
			←	☐; → 04/92		24.3451-1502.5 240264	BDX Ø 45 - Halter
			←	☐; → 04/92		24.3481-1612.5 240030	TRW Ø 48 - Halter
			←	☐; 05/92→		24.3481-1505.5 240047	BDX Ø 48 - Halter
			←	☐; 05/92→		24.3481-1611.5 240029	TRW Ø 48 - Halter
			←	☐; 05/92→		24.3481-1506.5 240048	BDX Ø 48 - Halter
			←	☐; 05/92→		24.3481-1612.5 240030	TRW Ø 48 - Halter
1.2	40	01/91→09/98	←	☐		24.3481-1505.5 240047	BDX Ø 48 - Halter
1.2	40	06/94→02/98	←	☐		24.3481-1611.5 240029	TRW Ø 48 - Halter
1.2	44	01/91→09/98	←	☐		24.3481-1506.5 240048	BDX Ø 48 - Halter
↓							

	kw			 	! #		
<b>RENAULT - CLIO I Kasten (S57_) 01/91→09/98</b>							
 <b>Bremssattel</b>							
1.2	40	01/91→09/98	←	<input type="checkbox"/>		24.3481-1612.5 240030	TRW Ø 48 - Halter
1.2	40	06/94→02/98					
1.2	44	01/91→09/98					
1.9 D	48	01/91→09/98	←	<input type="checkbox"/> ; → 01/94		24.3481-1505.5 240047	BDX Ø 48 - Halter
						24.3481-1611.5 240029	TRW Ø 48 - Halter
			←	<input type="checkbox"/> ; 02/94→		24.3481-1505.5 240047	BDX Ø 48 - Halter
						24.3481-1615.5 240031	TRW Ø 48 - Halter
			←	<input type="checkbox"/> ; 02/94→		24.3481-1506.5 240048	BDX Ø 48 - Halter
					24.3481-1616.5 240032	TRW Ø 48 - Halter	
			←	<input type="checkbox"/> ; → 01/94		24.3481-1506.5 240048	BDX Ø 48 - Halter
						24.3481-1612.5 240030	TRW Ø 48 - Halter
1.9 RND	40	04/96→02/98	←	<input type="checkbox"/>		24.3481-1505.5 240047	BDX Ø 48 - Halter
						24.3481-1615.5 240031	TRW Ø 48 - Halter
			←	<input type="checkbox"/>		24.3481-1506.5 240048	BDX Ø 48 - Halter
					24.3481-1616.5 240032	TRW Ø 48 - Halter	
<b>Zubehörsatz, Bremssattel</b>							
1.1	34	01/91→09/98		05/92→		24.0101-4803.2 260049	BDX
						24.0101-4807.2 260053	TRW
				→ 04/92		24.0101-4807.2 260053	TRW
1.2	40	01/91→09/98				24.0101-4803.2 260049	BDX
1.2	40	06/94→02/98				24.0101-4807.2 260053	TRW
1.2	44	01/91→09/98					
1.9 D	48	01/91→09/98		02/94→		24.0101-4803.2 260049	BDX
						24.0101-4806.2 260052	TRW
				→ 01/94		24.0101-4803.2 260049	BDX
					24.0101-4807.2 260053	TRW	
1.9 RND	40	04/96→02/98				24.0101-4803.2 260049	BDX
						24.0101-4806.2 260052	TRW
 <b>Bremsschlauch</b>							
1.1	34	01/91→09/98	←		2	24.5111-0241.3 330680	L= 242
			→		2	24.5229-0265.3 330540	L= 265
1.2	40	01/91→09/98	←		2	24.5111-0241.3 330680	L= 242
			→	- ABS	2	24.5229-0265.3 330540	L= 265
1.2	40	06/94→02/98					
1.2	44	01/91→09/98					
1.9 D	48	01/91→09/98					
1.9 RND	40	04/96→02/98					
<b>RENAULT - CLIO II (BB_, CB_) 09/98→</b>							
 <b>Bremssattel</b>							
1.0 1.2 LPG (BB0A, CB0A)	40 44	02/00→05/01 03/99→05/01	←	<input type="checkbox"/> ; - ABS		24.3481-1611.5 240029	TRW Ø 48 - Halter
			←	<input type="checkbox"/> ; - ABS		24.3481-1612.5 240030	TRW Ø 48 - Halter
			←	<input type="checkbox"/> ; + ABS		24.3481-1615.5 240031	TRW Ø 48 - Halter
			←	<input type="checkbox"/> ; + ABS		24.3481-1616.5 240032	TRW Ø 48 - Halter
1.2 (BB0A, BB0F, BB10, BB1K, BB28, BB2D, BB2H, CB0A,...)	43	09/98→	←	<input type="checkbox"/> ; → 06/05; - ABS		24.3481-1611.5 240029	TRW Ø 48 - Halter
			←	<input type="checkbox"/> ; → 06/05; - ABS		24.3481-1612.5 240030	TRW Ø 48 - Halter
			←	<input type="checkbox"/> ; → 06/05; + ABS		24.3481-1615.5 240031	TRW Ø 48 - Halter
			←	<input type="checkbox"/> ; → 06/05; + ABS		24.3481-1616.5 240032	TRW Ø 48 - Halter
1.2 16V 1.2 16V (BB05, BB0W, BB11, BB27, BB2T, BB2U, BB2V, CB05,...)	54 55	06/06→ 06/01→	←	<input type="checkbox"/> ; - ABS; → 12/12		24.3481-1611.5 240029	TRW Ø 48 - Halter
			←	<input type="checkbox"/> ; - ABS; → 12/12		24.3481-1612.5 240030	TRW Ø 48 - Halter
			←	<input type="checkbox"/> ; + ABS; → 12/12		24.3481-1615.5 240031	TRW Ø 48 - Halter
			←	<input type="checkbox"/> ; + ABS; → 12/12		24.3481-1616.5 240032	TRW Ø 48 - Halter
1.2 LPG	43	09/98→06/09	←	<input type="checkbox"/> ; - ABS		24.3481-1611.5 240029	TRW Ø 48 - Halter
			←	<input type="checkbox"/> ; → 06/05; - ABS		24.3481-1611.5 240029	TRW Ø 48 - Halter
			←	<input type="checkbox"/> ; → 06/05; - ABS		24.3481-1612.5 240030	TRW Ø 48 - Halter
			←	<input type="checkbox"/> ; - ABS		24.3481-1612.5 240030	TRW Ø 48 - Halter
			←	<input type="checkbox"/> ; + ABS		24.3481-1615.5 240031	TRW Ø 48 - Halter
			←	<input type="checkbox"/> ; → 06/05; + ABS		24.3481-1615.5 240031	TRW Ø 48 - Halter
			←	<input type="checkbox"/> ; + ABS		24.3481-1616.5 240032	TRW Ø 48 - Halter
			←	<input type="checkbox"/> ; → 06/05; + ABS		24.3481-1616.5 240032	TRW Ø 48 - Halter
↓							



	kw			 	! #		
<b>RENAULT - CLIO II (BB_, CB_) 09/98→</b>							
<b>Bremssattel</b>							
1.4 (B/CB0C)	55	09/98→05/05	←	☐; - ABS; Schaltgetriebe	24.3481-1611.5	240029	TRW Ø 48 - Halter
			←	☐; - ABS; Schaltgetriebe	24.3481-1612.5	240030	TRW Ø 48 - Halter
			←	☐; + ABS; Automatikgetriebe	24.3481-1615.5	240031	TRW Ø 48 - Halter
			←	☐; + ABS; Schaltgetriebe	24.3481-1615.5	240031	TRW Ø 48 - Halter
			←	☐; + ABS; Schaltgetriebe	24.3481-1616.5	240032	TRW Ø 48 - Halter
			←	☐; + ABS; Automatikgetriebe	24.3481-1616.5	240032	TRW Ø 48 - Halter
1.4 16V (B/CB0L)	70	10/99→09/04	←	☐; → 07/00	24.3481-1615.5	240031	TRW Ø 48 - Halter
			←	☐; → 07/00	24.3481-1616.5	240032	TRW Ø 48 - Halter
1.4 16V (B/CB0P)	72	08/00→	←	☐; → 06/05	24.3481-1615.5	240031	TRW Ø 48 - Halter
1.5 dCi	42	06/01→12/06					
1.5 dCi	74	01/04→	←	☐; → 06/05	24.3481-1616.5	240032	TRW Ø 48 - Halter
1.5 dCi (B/C2J)	50	08/04→					
1.5 dCi (B/CB07)	48	06/01→					
1.5 dCi (B/CB08)	60	06/01→					
1.6	81	11/04→02/09					
1.6 16V (BB01, BB0H, BB0T, BB14, BB1D, BB1R, BB2KL, BB3G...)	79	09/98→					
1.6 Hi-Flex (CB0H)	86	01/05→02/10					
1.5 dCi (B/CB03)	59	06/01→10/03	←	☐	24.3481-1615.5	240031	TRW Ø 48 - Halter
1.5 dCi (BB3N, CB3N)	62	02/07→06/09					
1.6 (B/CB0D)	66	09/98→05/05	←	☐	24.3481-1616.5	240032	TRW Ø 48 - Halter
1.6 Flex	81	05/00→12/06					
1.5 dCi (B/CB3M)	47	06/05→	←	☐; → 12/12	24.3481-1615.5	240031	TRW Ø 48 - Halter
			←	☐; → 12/12	24.3481-1616.5	240032	TRW Ø 48 - Halter
1.9 D (B/CB0E)	47	09/98→05/05	←	☐; - ABS; für Fahrzeuge ohne Klimaanlage	24.3481-1611.5	240029	TRW Ø 48 - Halter
1.9 D (B/CB0J)	48	02/00→05/01	←	☐; - ABS; für Fahrzeuge ohne Klimaanlage	24.3481-1612.5	240030	TRW Ø 48 - Halter
			←	☐; + ABS; für Fahrzeuge mit Klimaanlage	24.3481-1615.5	240031	TRW Ø 48 - Halter
			←	☐; + ABS; für Fahrzeuge mit Klimaanlage	24.3481-1616.5	240032	TRW Ø 48 - Halter
1.9 dTi (B/CB0U)	59	12/99→05/05	←	☐; 02/00→	24.3481-1615.5	240031	TRW Ø 48 - Halter
			←	☐; 02/00→	24.3481-1616.5	240032	TRW Ø 48 - Halter
2.0 16V Sport	132	01/04→	←	☐; → 06/05	24.3541-1749.5	240427	TRW Ø 54 - Halter
2.0 16V Sport (CB0M)	124	02/00→	←	☐; → 06/05	24.3541-1750.5	240428	TRW Ø 54 - Halter
<b>Zubehörsatz, Bremssattel</b>							
1.0	40	02/00→05/01		+ ABS	24.0101-4806.2	260052	TRW
1.2 LPG (BB0A, CB0A)	44	03/99→05/01		- ABS	24.0101-4807.2	260053	TRW
1.2 (BB0A, BB0F, BB10, BB1K, BB28, BB2D, BB2H, CB0A,...)	43	09/98→		→ 06/05; + ABS	24.0101-4806.2	260052	TRW
				→ 06/05; - ABS	24.0101-4807.2	260053	TRW
1.2 16V	54	06/06→		+ ABS; → 12/12	24.0101-4806.2	260052	TRW
1.2 16V (BB05, BB0W, BB11, BB27, BB2T, BB2U, BB2V, CB05,...)	55	06/01→		- ABS; → 12/12	24.0101-4807.2	260053	TRW
1.2 LPG	43	09/98→06/09		→ 06/05; + ABS	24.0101-4806.2	260052	TRW
				+ ABS	24.0101-4806.2	260052	TRW
				- ABS	24.0101-4807.2	260053	TRW
				→ 06/05; - ABS	24.0101-4807.2	260053	TRW
1.4 (B/CB0C)	55	09/98→05/05		+ ABS; Automatikgetriebe	24.0101-4806.2	260052	TRW
				+ ABS; Schaltgetriebe	24.0101-4806.2	260052	TRW
				- ABS; Schaltgetriebe	24.0101-4807.2	260053	TRW
1.4 16V (B/CB0L)	70	10/99→09/04		→ 07/00	24.0101-4806.2	260052	TRW
1.4 16V (B/CB0P)	72	08/00→		→ 06/05	24.0101-4806.2	260052	TRW
1.5 dCi	42	06/01→12/06					
1.5 dCi	74	01/04→					
1.5 dCi (B/C2J)	50	08/04→					
1.5 dCi (B/CB07)	48	06/01→					
1.5 dCi (B/CB08)	60	06/01→					
1.6	81	11/04→02/09					
1.6 16V (BB01, BB0H, BB0T, BB14, BB1D, BB1R, BB2KL, BB3G...)	79	09/98→					
1.6 Hi-Flex (CB0H)	86	01/05→02/10					
1.5 dCi (B/CB03)	59	06/01→10/03			24.0101-4806.2	260052	TRW
1.5 dCi (BB3N, CB3N)	62	02/07→06/09					
↓							



**RENAULT - CLIO II (BB\_, CB\_) 09/98→**

**Zubehörsatz, Bremssattel**

1.6 (B/CB0D)	66	09/98→05/05				24.0101-4806.2	260052	TRW
1.6 Flex	81	05/00→12/06						
1.5 dCi (B/CB3M)	47	06/05→		→ 12/12		24.0101-4806.2	260052	TRW
1.9 D (B/CB0E)	47	09/98→05/05		+ ABS; für Fahrzeuge mit Klimaanlage		24.0101-4806.2	260052	TRW
1.9 D (B/CB0J)	48	02/00→05/01		- ABS; für Fahrzeuge ohne Klimaanlage		24.0101-4807.2	260053	TRW
1.9 dTi (B/CB0U)	59	12/99→05/05		02/00→		24.0101-4806.2	260052	TRW

**Bremsschlauch**

1.0	40	02/00→05/01	←		2	24.5111-0321.3	330597	L= 320
1.2 LPG	43	09/98→06/09						
1.2 LPG (BB0A, CB0A)	44	03/99→05/01	→		2	24.5239-0165.3	330606	L= 165
1.4 (B/CB0C)	55	09/98→05/05						
1.5 dCi	42	06/01→12/06						
1.5 dCi (B/CB03)	59	06/01→10/03						
1.5 dCi (BB3N, CB3N)	62	02/07→06/09						
1.6 (B/CB0D)	66	09/98→05/05						
1.6 Flex	81	05/00→12/06						
1.9 D (B/CB0E)	47	09/98→05/05						
1.9 D (B/CB0J)	48	02/00→05/01						
1.2 (BB0A, BB0F, BB10, BB1K, BB28, BB2D, BB2H, CB0A,...)	43	09/98→	←	→ 12/12	2	24.5111-0321.3	330597	L= 320
			→	→ 12/12	2	24.5239-0165.3	330606	L= 165
1.2 16V	54	06/06→						
1.2 16V (BB05, BB0W, BB11, BB27, BB2T, BB2U, BB2V, CB05,...)	55	06/01→						
1.4 16V (B/CB0P)	72	08/00→						
1.5 dCi	74	01/04→						
1.5 dCi (B/C2J)	50	08/04→						
1.5 dCi (B/CB07)	48	06/01→						
1.5 dCi (B/CB08)	60	06/01→						
1.5 dCi (B/CB3M)	47	06/05→						
1.4 16V (B/CB0L)	70	10/99→09/04	←	→ 07/00	2	24.5111-0321.3	330597	L= 320
			→	→ 07/00	2	24.5239-0165.3	330606	L= 165
1.6	81	11/04→02/09	←		2	24.5111-0321.3	330597	L= 320
1.6 Hi-Flex (CB0H)	86	01/05→02/10	→	→ 05/05	2	24.5239-0165.3	330606	L= 165
1.6 16V (BB01, BB0H, BB0T, BB14, BB1D, BB1R, BB2KL, BB3G...)	79	09/98→	←	→ 12/12	2	24.5111-0321.3	330597	L= 320
			→	→ 05/05	2	24.5239-0165.3	330606	L= 165
1.9 dTi (B/CB0U)	59	12/99→05/05	←	02/00→	2	24.5111-0321.3	330597	L= 320
			→	02/00→	2	24.5239-0165.3	330606	L= 165
2.0 16V Sport	132	01/04→	←	→ 12/12	2	24.5111-0321.3	330597	L= 320
2.0 16V Sport (CB0M)	124	02/00→				24.5111-0335.3	330778	L= 335
			→	→ 12/12	2	24.5239-0165.3	330606	L= 165
3.0 V6 Sport (CB1A)	166	11/00→12/02	←	→ 11/02	2	24.5111-0321.3	330597	L= 320
			→	→ 11/02	2	24.5111-0321.3	330597	L= 320
3.0 V6 Sport (CB1H, CB1U, CB2S)	187	12/02→	←	→ 12/12	2	24.5111-0321.3	330597	L= 320
			→	→ 12/12	2	24.5111-0321.3	330597	L= 320











**RENAULT - CLIO II Kasten (SB0/1/2\_) 09/98→**










**Bremssattel**

1.2 (SB0A, SB0F, SB10)	44	03/99→10/03	←	☐; - ABS		24.3481-1611.5	240029	TRW Ø 48 - Halter
			←	☐; - ABS		24.3481-1612.5	240030	TRW Ø 48 - Halter
			←	☐; + ABS		24.3481-1615.5	240031	TRW Ø 48 - Halter
			←	☐; + ABS		24.3481-1616.5	240032	TRW Ø 48 - Halter
1.2 (SB0A, SB0F, SB1K, SB2D)	43	09/98→	←	☐; - ABS; → 12/12		24.3481-1611.5	240029	TRW Ø 48 - Halter
			←	☐; - ABS; → 12/12		24.3481-1612.5	240030	TRW Ø 48 - Halter
			←	☐; + ABS; → 12/12		24.3481-1615.5	240031	TRW Ø 48 - Halter
			←	☐; + ABS; → 12/12		24.3481-1616.5	240032	TRW Ø 48 - Halter
1.5 dCi	50	04/04→	←	☐; → 12/12		24.3481-1615.5	240031	TRW Ø 48 - Halter
1.5 dCi	60	11/03→						
1.5 dCi (SB07)	48	06/01→	←	☐; → 12/12		24.3481-1616.5	240032	TRW Ø 48 - Halter
1.9 D (SB0E)	47	09/98→						
1.5 dCi	59	06/01→10/04	←	☐		24.3481-1615.5	240031	TRW Ø 48 - Halter
1.9 D (SB0J)	48	02/00→05/01						
1.9 D (SB0R)	40	03/99→01/00	←	☐		24.3481-1616.5	240032	TRW Ø 48 - Halter
1.9 DTi (SB0U)	59	02/00→05/01						

↓



	kw					! #		
<b>RENAULT - CLIO II Kasten (SB0/1/2_) 09/98→</b>								
 <b>Bremssattel</b>								
1.6 (SB0H)	79	11/03→	←	☐; → 04/05		24.3481-1615.5	240031	TRW Ø 48 - Halter
			←	☐; → 04/05		24.3481-1616.5	240032	TRW Ø 48 - Halter
<b>Zubehörsatz, Bremssattel</b>								
1.2 (SB0A, SB0F, SB10)	44	03/99→10/03		+ ABS		24.0101-4806.2	260052	TRW
				- ABS		24.0101-4807.2	260053	TRW
1.2 (SB0A, SB0F, SB1K, SB2D)	43	09/98→		+ ABS; → 12/12		24.0101-4806.2	260052	TRW
				- ABS; → 12/12		24.0101-4807.2	260053	TRW
1.5 dCi	50	04/04→		→ 12/12		24.0101-4806.2	260052	TRW
1.5 dCi	60	11/03→						
1.5 dCi (SB07)	48	06/01→						
1.9 D (SB0E)	47	09/98→						
1.5 dCi	59	06/01→10/04				24.0101-4806.2	260052	TRW
1.9 D (SB0J)	48	02/00→05/01						
1.9 D (SB0R)	40	03/99→01/00						
1.9 DTi (SB0U)	59	02/00→05/01						
1.6 (SB0H)	79	11/03→		→ 04/05		24.0101-4806.2	260052	TRW
 <b>Bremsschlauch</b>								
1.2 (SB0A, SB0F, SB10)	44	03/99→10/03	←		2	24.5111-0321.3	330597	L= 320
1.5 dCi	59	06/01→10/04				24.5239-0165.3	330606	L= 165
1.9 D (SB0J)	48	02/00→05/01						
1.9 D (SB0R)	40	03/99→01/00						
1.9 DTi (SB0U)	59	02/00→05/01						
1.2 (SB0A, SB0F, SB1K, SB2D)	43	09/98→	←	→ 12/12	2	24.5111-0321.3	330597	L= 320
1.5 dCi	50	04/04→				24.5239-0165.3	330606	L= 165
1.5 dCi	60	11/03→						
1.5 dCi (SB07)	48	06/01→						
1.9 D (SB0E)	47	09/98→						
1.6 (SB0H)	79	11/03→	←	→ 04/05	2	24.5111-0321.3	330597	L= 320
						24.5239-0165.3	330606	L= 165
<b>RENAULT - CLIO III (BR0/1, CR0/1) 01/05→</b>								
 <b>Bremssattel</b>								
1.2	43	05/05→06/09	←	☐; 06/06→		24.3541-1849.5	240707	TRW Ø 54 - Halter
			←	☐; 06/06→		24.3541-1850.5	240708	TRW Ø 54 - Halter
			→	☐; 06/06→		24.3347-1703.5	240814	TRW Ø 34 - Halter
			→	☐; 06/06→		24.3347-1704.5	240815	TRW Ø 34 - Halter
1.2 (BR01, BR03, BR0E, CR0E)	57	10/05→	←	☐; → 12/12		24.3541-1849.5	240707	TRW Ø 54 - Halter
1.2 16V	58	06/05→	←	☐; → 12/12		24.3541-1850.5	240708	TRW Ø 54 - Halter
1.2 16V	76	09/10→						
1.2 16V (BR02, BR0J, BR11, CR02, CR0J, CR11)	55	06/05→	→	☐; → 12/12		24.3347-1703.5	240814	TRW Ø 34 - Halter
			→	☐; → 12/12		24.3347-1704.5	240815	TRW Ø 34 - Halter
1.2 16V (BR0P, CR0P)	74	05/07→						
1.2 16V (BR0R, BR1D, BR1L, CR0R)	48	06/05→						
1.2 16V Hi-Flex (BR1U, CR1U)	55	07/08→						
1.2 Ethanol (CR1U, BR1U)	55	07/08→						
1.4 16V	72	06/05→						
1.5 dCi	55	08/10→						
1.5 dCi	60	11/07→						
1.5 dCi	65	08/10→						
1.5 dCi (BR0H, CR0H, CR1S, BR1S)	78	06/05→						
1.5 dCi (BR17, CR17)	63	06/05→						
1.5 dCi (BR1C, CR1C)	76	06/05→						
1.5 dCi (C/BR0G, C/BR1G)	50	06/05→						
1.6 16V (BR05, BR0B, BR0Y, BR15, BR1J, BR1M, BR1Y, CR0B,....)	82	06/05→						
1.6 16V (BR09, BR0T, CR09, CR0T)	65	06/05→						
1.6 16V GT (BR10, CR10)	94	06/09→						
1.2 16V	43	06/06→08/10	←	☐		24.3541-1849.5	240707	TRW Ø 54 - Halter
			←	☐		24.3541-1850.5	240708	TRW Ø 54 - Halter
			→	☐		24.3347-1703.5	240814	TRW Ø 34 - Halter
↓								

	kw			 	! #		
<b>RENAULT - CLIO III (BR0/1, CR0/1) 01/05→</b>							
<b> Bremssattel</b>							
1.2 16V	43	06/06→08/10	➡	☐		24.3347-1704.5 240815	TRW Ø 34 - Halter
1.5 dCi	47	06/05→	←	☐; → 12/12		24.3541-1849.5 240707	TRW Ø 54 - Halter
			←	☐; → 12/12		24.3541-1850.5 240708	TRW Ø 54 - Halter
			➡	☐; + ABS		24.3347-1703.5 240814	TRW Ø 34 - Halter
			➡	☐; + ABS		24.3347-1704.5 240815	TRW Ø 34 - Halter
1.5 dCi	48	05/05→	←	☐; → 10/06		24.3541-1849.5 240707	TRW Ø 54 - Halter
			←	☐; → 10/06		24.3541-1850.5 240708	TRW Ø 54 - Halter
			➡	☐; → 10/06		24.3347-1703.5 240814	TRW Ø 34 - Halter
			➡	☐; → 10/06		24.3347-1704.5 240815	TRW Ø 34 - Halter
2.0 16V (BR0C, BR0K, CR0C, CR0K)	102	09/06→	➡	☐; → 12/12		24.3347-1703.5 240814	TRW Ø 34 - Halter
			➡	☐; → 12/12		24.3347-1704.5 240815	TRW Ø 34 - Halter
2.0 16V Sport	148	09/08→	➡	☐; 04/09→ 12/12		24.3387-1721.5 240876	TRW Ø 38 - Halter
			➡	☐; 04/09→ 12/12		24.3387-1722.5 240877	TRW Ø 38 - Halter
2.0 16V Sport (CR0N, CR1P)	145	02/06→	➡	☐; → 12/12		24.3387-1721.5 240876	TRW Ø 38 - Halter
			➡	☐; → 12/12		24.3387-1722.5 240877	TRW Ø 38 - Halter
<b>Feder, Bremssattel</b>							
2.0 16V (BR0C, BR0K, CR0C, CR0K)	102	09/06→	←	→ 12/12	2	11.8116-0301.1 390610	ATE
<b>Zubehörsatz, Bremssattel</b>							
1.2	43	05/05→06/09		06/06→		24.0101-3803.2 260101 24.0101-5407.2 260140	TRW
1.2 (BR01, BR03, BR0E, CR0E)	57	10/05→		→ 12/12		24.0101-3803.2 260101 24.0101-5407.2 260140	TRW
1.2 16V	58	06/05→					
1.2 16V	76	09/10→					
1.2 16V (BR02, BR0J, BR11, CR02, CR0J, CR11)	55	06/05→					
1.2 16V (BR0P, CR0P)	74	05/07→					
1.2 16V (BR0R, BR1D, BR1L, CR0R)	48	06/05→					
1.2 16V Hi-Flex (BR1U, CR1U)	55	07/08→					
1.2 Ethanol (CR1U, BR1U)	55	07/08→					
1.4 16V	72	06/05→					
1.5 dCi	55	08/10→					
1.5 dCi	60	11/07→					
1.5 dCi	65	08/10→					
1.5 dCi (BR0H, CR0H, CR1S, BR1S)	78	06/05→					
1.5 dCi (BR17, CR17)	63	06/05→					
1.5 dCi (BR1C, CR1C)	76	06/05→					
1.5 dCi (C/BR0G, C/BR1G)	50	06/05→					
1.6 16V (BR05, BR0B, BR0Y, BR15, BR1J, BR1M, BR1Y, CR0B,...)	82	06/05→					
1.6 16V (BR09, BR0T, CR09, CR0T)	65	06/05→					
1.6 16V GT (BR10, CR10)	94	06/09→					
1.2 16V	43	06/06→08/10				24.0101-3803.2 260101 24.0101-5407.2 260140	TRW
1.5 dCi	47	06/05→		→ 12/12		24.0101-5407.2 260140	
1.5 dCi	48	05/05→		→ 10/06		24.0101-3803.2 260101 24.0101-5407.2 260140	TRW
2.0 16V (BR0C, BR0K, CR0C, CR0K)	102	09/06→		→ 12/12		24.0101-3803.2 260101	TRW
<b> Bremsschlauch</b>							
1.2	43	05/05→06/09	←	06/06→	2	24.5111-0455.3 330914	L= 455
			➡	06/06→	2	24.5229-0185.3 330397 24.5229-0193.3 330571	L= 185 L= 193
1.2 (BR01, BR03, BR0E, CR0E)	57	10/05→	←	→ 12/12	2	24.5111-0455.3 330914	L= 455
1.2 16V	58	06/05→	➡	→ 12/12	2	24.5229-0185.3 330397	L= 185

**RENAULT - CLIO III (BR0/1, CR0/1) 01/05→**

**Bremsschlauch**

1.2 16V	76	09/10→	➔	→ 12/12					L= 193
1.2 16V (BR02, BR0J, BR11, CR02, CR0J, CR11)	55	06/05→				24.5229-0193.3	330571		
1.2 16V (BR0P, CR0P)	74	05/07→							
1.2 16V (BR0R, BR1D, BR1L, CR0R)	48	06/05→							
1.2 16V Hi-Flex (BR1U, CR1U)	55	07/08→							
1.2 Ethanol (CR1U, BR1U)	55	07/08→							
1.4 16V	72	06/05→							
1.5 dCi	55	08/10→							
1.5 dCi	60	11/07→							
1.5 dCi (BR0H, CR0H, CR1S, BR1S)	78	06/05→							
1.5 dCi (BR17, CR17)	63	06/05→							
1.5 dCi (BR1C, CR1C)	76	06/05→							
1.5 dCi (C/BR0G, C/BR1G)	50	06/05→							
1.6 16V (BR05, BR0B, BR0Y, BR15, BR1J, BR1M, BR1Y, CR0B,...	82	06/05→							
1.6 16V (BR09, BR0T, CR09, CR0T)	65	06/05→							
1.6 16V GT (BR10, CR10)	94	06/09→							
1.2 16V	43	06/06→08/10	➔		2	24.5111-0455.3	330914	L= 455	
			➔		2	24.5229-0185.3	330397	L= 185	
			➔			24.5229-0193.3	330571	L= 193	
1.5 dCi	47	06/05→	➔	→ 12/12	2	24.5111-0455.3	330914	L= 455	
			➔		2	24.5229-0185.3	330397	L= 185	
1.5 dCi	48	05/05→	➔	→ 10/06	2	24.5111-0455.3	330914	L= 455	
			➔	→ 10/06	2	24.5229-0185.3	330397	L= 185	
			➔			24.5229-0193.3	330571	L= 193	
1.5 dCi	65	08/10→	➔	08/12→ 12/12	2	24.5111-0455.3	330914	L= 455	
			➔	→ 12/12	2	24.5229-0185.3	330397	L= 185	
			➔			24.5229-0193.3	330571	L= 193	
2.0 16V (BR0C, BR0K, CR0C, CR0K)	102	09/06→	➔	→ 12/12	2	24.5229-0185.3	330397	L= 185	
2.0 16V Sport (CR0N, CR1P)	145	02/06→				24.5229-0193.3	330571	L= 193	
2.0 16V Sport	148	09/08→	➔	04/09→ 12/12	2	24.5229-0185.3	330397	L= 185	
						24.5229-0193.3	330571	L= 193	

**RENAULT - CLIO III Kasten (SB\_, SR\_) 06/05→**

**Bremssattel**













1.2 (SR0J)	55	11/05→12/14	➔	☐; → 12/12					TRW Ø 54 - Halter
1.5 dCi (SR1H)	65	08/10→12/14	➔	☐; → 12/12		24.3541-1849.5	240707		
			➔	☐; → 12/12		24.3541-1850.5	240708		TRW Ø 54 - Halter
			➔	☐; → 12/12		24.3347-1703.5	240814		TRW Ø 34 - Halter
			➔	☐; → 12/12		24.3347-1704.5	240815		TRW Ø 34 - Halter
1.2 (SR0P)	74	11/07→12/11	➔	☐		24.3541-1849.5	240707		TRW Ø 54 - Halter
1.5 dCi	50	10/05→07/10	➔	☐		24.3541-1850.5	240708		TRW Ø 54 - Halter
1.5 dCi	63	06/05→07/10	➔	☐		24.3347-1703.5	240814		TRW Ø 34 - Halter
1.5 dCi	78	10/05→10/07	➔	☐		24.3347-1704.5	240815		TRW Ø 34 - Halter

**Zubehörsatz, Bremssattel**

1.2 (SR0J)	55	11/05→12/14		→ 12/12					TRW
1.5 dCi (SR1H)	65	08/10→12/14				24.0101-3803.2	260101		
						24.0101-5407.2	260140		
1.2 (SR0P)	74	11/07→12/11				24.0101-3803.2	260101		TRW
1.5 dCi	50	10/05→07/10				24.0101-5407.2	260140		
1.5 dCi	63	06/05→07/10							
1.5 dCi	78	10/05→10/07							

**Bremsschlauch**

1.2 (SR0J)	55	11/05→12/14	➔	→ 12/12	2	24.5111-0455.3	330914	L= 455	
			➔	→ 12/12	2	24.5229-0185.3	330397	L= 185	
						24.5229-0193.3	330571	L= 193	
↓									

	kw					! #		
<b>RENAULT - CLIO III Kasten (SB_, SR_) 06/05→</b>								
 <b>Bremsschlauch</b>								
1.2 (SR0P)	74	11/07→12/11	←			2	24.5111-0455.3 330914	L= 455
1.5 dCi	50	10/05→07/10	→			2	24.5229-0185.3 330397	L= 185
1.5 dCi	63	06/05→07/10					24.5229-0193.3 330571	L= 193
1.5 dCi	78	10/05→10/07						
1.5 dCi (SR1H)	65	08/10→12/14	←	08/12→ 12/12		2	24.5111-0455.3 330914	L= 455
			→	→ 12/12		2	24.5229-0185.3 330397	L= 185
							24.5229-0193.3 330571	L= 193
<b>RENAULT - CLIO IV (BH_) 11/12→</b>								
 <b>Bremssattel</b>								
1.2 TCe 120	87	01/16→	←	<input type="checkbox"/>			24.3541-1849.5 240707	TRW Ø 54 - Halter
1.2 TCe 120	88	03/13→	←	<input type="checkbox"/>			24.3541-1850.5 240708	TRW Ø 54 - Halter
1.5 dCi 110	81	06/16→	←	<input type="checkbox"/> ; Automatikgetriebe			24.3541-1849.5 240707	TRW Ø 54 - Halter
1.5 dCi 90	66	11/12→	←	<input type="checkbox"/> ; Automatikgetriebe			24.3541-1850.5 240708	TRW Ø 54 - Halter
1.6 RS	147	03/13→	→	<input type="checkbox"/> ; Bremssattelfarbe: grau			24.3347-1709.5 240846	TRW Ø 34 - Halter
1.6 RS Trophy	162	03/15→	→	<input type="checkbox"/> ; Bremssattelfarbe: grau			24.3347-1710.5 240847	TRW Ø 34 - Halter
<b>Feder, Bremssattel</b>								
0.9 TCe 90	66	11/12→	←			2	11.8116-0264.1 390594	ATE
0.9 TCe 90 LPG	66	06/16→						
1.2 16V	54	11/12→						
1.2 16V (BHA1, BHAK, BHMKG, BHMK)	55	06/15→						
1.2 LPG 16V	54	11/12→						
1.5 dCi 75	55	11/12→						
1.5 dCi 110	81	06/16→	←	Schaltgetriebe		2	11.8116-0264.1 390594	ATE
1.5 dCi 90	66	11/12→						
1.6 RS	147	03/13→	←	Bremssattelfarbe: rot		2	11.8116-0351.1 390538	ATE
1.6 RS Trophy	162	03/15→	←	Bremssattelfarbe: grau		2	11.8116-0351.1 390538	ATE
<b>RENAULT - CLIO IV Grandtour (KH_) 01/13→</b>								
 <b>Bremssattel</b>								
0.9 TCe 90	66	01/13→	←	<input type="checkbox"/>			24.3541-1849.5 240707	TRW Ø 54 - Halter
1.2 16V	54	01/13→	←	<input type="checkbox"/>			24.3541-1850.5 240708	TRW Ø 54 - Halter
1.2 TCe 120	87	01/16→						
1.2 TCe 120	88	03/13→						
1.5 dCi 110	81	06/16→						
1.5 dCi 75	55	01/13→						
1.5 dCi 90	66	01/13→						
<b>RENAULT - CLIO IV Kasten 01/14→</b>								
 <b>Bremssattel</b>								
1.5 dCi 90	66	01/14→	←	<input type="checkbox"/> ; Automatikgetriebe			24.3541-1849.5 240707	TRW Ø 54 - Halter
			←	<input type="checkbox"/> ; Automatikgetriebe			24.3541-1850.5 240708	TRW Ø 54 - Halter
<b>Feder, Bremssattel</b>								
0.9 TCe 90	66	01/14→	←			2	11.8116-0264.1 390594	ATE
1.2 16V	55	01/14→						
1.5 dCi 75	55	01/14→						
1.5 dCi 90	66	01/14→						
			←	Schaltgetriebe		2	11.8116-0264.1 390594	ATE
<b>RENAULT - CLIO Grandtour (KR0/1_) 02/08→</b>								
 <b>Bremssattel</b>								
1.2 16V	76	03/10→	←	<input type="checkbox"/> ; → 12/12			24.3541-1849.5 240707	TRW Ø 54 - Halter
1.2 16V (KR02, KR0J)	55	02/08→	←	<input type="checkbox"/> ; → 12/12			24.3541-1850.5 240708	TRW Ø 54 - Halter
1.2 16V (KR0E)	58	02/08→						
1.2 16V (KR0P)	74	02/08→						
1.2 16V Hi-Flex (KR0S)	55	07/08→						
1.4 16V	72	02/10→						
1.5 dCi	48	02/10→						
1.5 dCi	55	08/10→						
1.5 dCi	65	08/10→						
1.5 dCi (KR0F)	63	02/08→						
1.5 dCi (KR0G)	50	02/08→						
1.5 dCi (KR1C, KR1N)	76	02/08→						
1.6 16V	80	02/08→						
1.6 16V (KR0B)	82	02/08→						
1.6 16V (KR10)	94	11/08→						
1.5 dCi (KR0H, KR1S)	78	02/08→12/12	←	<input type="checkbox"/>			24.3541-1849.5 240707	TRW Ø 54 - Halter
↓								

**RENAULT - CLIO Grandtour (KR0/1\_) 02/08→**

**Bremssattel**

1.5 dCi (KR0H, KR1S)	78	02/08→12/12	←	☐	24.3541-1850.5	240708	TRW Ø 54 - Halter
			→	☐; + ESP	24.3347-1703.5	240814	TRW Ø 34 - Halter
			→	☐; + ESP	24.3347-1704.5	240815	TRW Ø 34 - Halter

**Zubehörsatz, Bremssattel**

1.2 16V	76	03/10→		+ ESP; → 12/12	24.0101-3803.2	260101	TRW
1.2 16V (KR02, KR0J)	55	02/08→		→ 12/12	24.0101-5407.2	260140	
1.2 16V (KR0E)	58	02/08→					
1.2 16V (KR0P)	74	02/08→					
1.2 16V Hi-Flex (KR0S)	55	07/08→					
1.4 16V	72	02/10→					
1.5 dCi	48	02/10→					
1.5 dCi	55	08/10→					
1.5 dCi	65	08/10→					
1.5 dCi (KR0F)	63	02/08→					
1.5 dCi (KR0G)	50	02/08→					
1.5 dCi (KR1C, KR1N)	76	02/08→					
1.6 16V	80	02/08→					
1.6 16V (KR0B)	82	02/08→					
1.6 16V (KR10)	94	11/08→					
1.5 dCi (KR0H, KR1S)	78	02/08→12/12		+ ESP	24.0101-3803.2	260101	TRW
					24.0101-5407.2	260140	

**Bremsschlauch**

1.2 16V	76	03/10→	←	→ 12/12	2	24.5111-0455.3	330914	L= 455
1.2 16V (KR0E)	58	02/08→						
1.2 16V (KR0P)	74	02/08→	→	+ ESP; → 12/12	2	24.5229-0185.3	330397	L= 185
1.5 dCi	48	02/10→						
1.5 dCi	55	08/10→						
1.5 dCi	65	08/10→						
1.5 dCi (KR0F)	63	02/08→						
1.5 dCi (KR0G)	50	02/08→						
1.5 dCi (KR1C, KR1N)	76	02/08→						
1.2 16V (KR02, KR0J)	55	02/08→	←	→ 12/12	2	24.5111-0455.3	330914	L= 455
1.2 16V Hi-Flex (KR0S)	55	07/08→						
1.4 16V	72	02/10→	→	→ 12/12	2	24.5229-0185.3	330397	L= 185
1.6 16V	80	02/08→						
1.6 16V (KR0B)	82	02/08→						
1.6 16V (KR10)	94	11/08→						
1.5 dCi (KR0H, KR1S)	78	02/08→12/12	←		2	24.5111-0455.3	330914	L= 455
			→		2	24.5229-0185.3	330397	L= 185

**RENAULT - DOKKER 12/13→**

**Bremssattel**

1.5 dCi	66	12/13→	←	☐; + ESP	11.9541-9950.2	220843	ATE Ø 54 - Halter
1.6	62	12/13→					
			←	☐; + ESP	11.9541-9951.2	220844	ATE Ø 54 - Halter
			←	☐; - ESP	24.3541-1849.5	240707	TRW Ø 54 - Halter
			←	☐; - ESP	24.3541-1850.5	240708	TRW Ø 54 - Halter

**Halter, Bremssattel**

1.5 dCi	66	12/13→	←	+ ESP	11.8170-0002.1	260110	ATE
1.6	62	12/13→					

**Feder, Bremssattel**













1.5 dCi	66	12/13→		+ ESP	2	11.8116-0356.1	390586	ATE
1.6	62	12/13→						

**RENAULT - DUSTER (HS\_) 01/11→**











**Bremssattel**








1.5 dCi	66	06/11→	←	☐; + ABS	11.9541-9950.2	220843	ATE Ø 54 - Halter
2.0	98	02/12→					
			←	☐; + ABS	11.9541-9951.2	220844	ATE Ø 54 - Halter
			←	☐; - ABS	24.3541-1849.5	240707	TRW Ø 54 - Halter
			←	☐; - ABS	24.3541-1850.5	240708	TRW Ø 54 - Halter
1.5 dCi 4x4	66	06/11→	←	☐	11.9541-9950.2	220843	ATE Ø 54 - Halter
2.0 4x4	99	02/12→					
			←	☐	11.9541-9951.2	220844	ATE Ø 54 - Halter
1.6 16V	84	06/15→	←	☐; + ESP	11.9541-9950.2	220843	ATE Ø 54 - Halter
1.6 16V (HSAT)	75	02/12→					
1.6 16V 4x4	75	06/11→05/15	←	☐; + ESP	11.9541-9951.2	220844	ATE Ø 54 - Halter
1.6 16V 4x4	84	06/15→	←	☐; - ESP	24.3541-1849.5	240707	TRW Ø 54 - Halter












↓









	kW			 	! #		
<b>RENAULT - DUSTER (HS_) 01/11→</b>							
 <b>Bremssattel</b>							
1.6 16V 1.6 16V (HSAT) 1.6 16V 4x4 1.6 16V 4x4	84 75 75 84	06/15→ 02/12→ 06/11→05/15 06/15→	← ← ← ←	☐; - ESP		24.3541-1850.5 240708	TRW Ø 54 - Halter
<b>Halter, Bremssattel</b>							
1.5 dCi 2.0	66 98	06/11→ 02/12→	← ←	+ ABS		11.8170-0002.1 260110	ATE
1.5 dCi 4x4 2.0 4x4	66 99	06/11→ 02/12→	← ←			11.8170-0002.1 260110	ATE
1.6 16V 1.6 16V (HSAT) 1.6 16V 4x4 1.6 16V 4x4	84 75 75 84	06/15→ 02/12→ 06/11→05/15 06/15→	← ← ← ←	+ ESP		11.8170-0002.1 260110	ATE
<b>Feder, Bremssattel</b>							
1.5 dCi 2.0	66 98	06/11→ 02/12→		+ ABS	2	11.8116-0356.1 390586	ATE
1.5 dCi 4x4 2.0 4x4	66 99	06/11→ 02/12→			2	11.8116-0356.1 390586	ATE
1.6 16V 1.6 16V (HSAT) 1.6 16V 4x4 1.6 16V 4x4	84 75 75 84	06/15→ 02/12→ 06/11→05/15 06/15→		+ ESP	2	11.8116-0356.1 390586	ATE
 <b>Bremsschlauch</b>							
1.5 dCi 1.6 16V 1.6 16V (HSAT) 1.6 16V 4x4 1.6 16V 4x4	66 84 75 75 84	06/11→ 06/15→ 02/12→ 06/11→05/15 06/15→	← ← ← → →	+ ESP - ESP	2 2 2 2	24.5111-0415.3 331506 24.5111-0450.3 331557 24.5229-0285.3 330032	L= 415 L= 450 L= 285
1.5 dCi 4x4 2.0 4x4	66 99	06/11→ 02/12→	← →		2 2	24.5111-0415.3 331506 24.5229-0285.3 330032	L= 415 L= 285
2.0	98	02/12→	← ← →	+ ABS - ABS	2 2 2	24.5111-0415.3 331506 24.5111-0450.3 331557 24.5229-0285.3 330032	L= 415 L= 450 L= 285
<b>RENAULT - ESPACE II (J/S63_) 01/91→10/97</b>							
 <b>Bremssattel</b>							
2.0 (J636) 2.1 TD (J633, J634, J/S635, J/S63D) 2.1 TD (J63E) 2.2 (J/S637, J63G) 2.2 4x4 (J/S637, J63G)	76 65 66 79 79	01/91→10/96 01/91→10/96 11/94→10/96 01/91→10/96 03/91→12/96	← ← ← ← ←	☐ ☐		24.3541-1625.5 240045 24.3541-1626.5 240046	TRW Ø 54 - Halter TRW Ø 54 - Halter
 <b>Bremsschlauch</b>							
2.0 (J636) 2.1 TD (J633, J634, J/S635, J/S63D) 2.1 TD (J63E) 2.2 (J/S637, J63G) 2.2 4x4 (J/S637, J63G)	76 65 66 79 79	01/91→10/96 01/91→10/96 11/94→10/96 01/91→10/96 03/91→12/96	← → → ← → →		2 2 2 2 2	24.5111-0396.3 330609 24.5112-0220.3 330613 24.5228-0350.3 330396 24.5111-0396.3 330609 24.5112-0220.3 330613 24.5228-0350.3 330396	L= 395 L= 220 L= 350 L= 395 L= 220 L= 350
2.8 V6 (J638, J63J)	110	01/91→10/96	→	05/93→	2	24.5112-0220.3 330613 24.5228-0350.3 330396	L= 220 L= 350
<b>RENAULT - ESPACE III (JE0_) 11/96→10/02</b>							
 <b>Bremssattel</b>							
1.9 dTi (JE0M) 2.0 2.0 (JE0A) 2.0 16V (JE0N, JE0L, JE02)	72 102 84 103	02/99→10/02 09/01→10/02 11/96→10/00 10/98→10/02	← ← ← ←	☐ ☐		24.3541-1749.5 240427 24.3541-1750.5 240428	TRW Ø 54 - Halter TRW Ø 54 - Halter
2.2 12V TD (JE0E, JE0H, JE0P) 2.2 D 3.0 (JE0D)	83 84 123	11/96→10/00 11/97→01/00 11/96→10/98	← ← ←	☐ ☐		24.3601-1707.5 240229 24.3601-1708.5 240230	TRW Ø 60 - Halter TRW Ø 60 - Halter
2.2 dCi (JE0K) 2.2 dCi (JE0S)	95 85	10/00→10/02 07/00→10/02	← ←	☐ ☐		24.3451-1713.5 240329 24.3451-1714.5 240330	TRW Ø1 40 Ø2 45 - Halter TRW Ø1 40 Ø2 45 - Halter
↓							



	kw			 	! #		
<b>RENAULT - ESPACE III (JE0_) 11/96→10/02</b>							
 <b>Bremssattel</b>							
3.0 V6 24V (JE0G, JE0R)	140	10/98→10/02	←	☐; 07/00→		24.3451-1713.5 240329	TRW Ø1 40 Ø2 45 - Halter
			←	☐; 07/00→		24.3451-1714.5 240330	TRW Ø1 40 Ø2 45 - Halter
 <b>Bremsschlauch</b>							
1.9 dTi (JE0M)	72	02/99→10/02		☐	2	24.5229-0185.3 330397	L= 185
2.0 (JE0A)	102	09/01→10/02	←		2	24.5111-0490.3 330598	L= 490
2.0 (JE0A)	84	11/96→10/00					
2.2 12V TD (JE0E, JE0H, JE0P)	83	11/96→10/00					
2.2 D	84	11/97→01/00					
2.2 dCi (JE0S)	85	07/00→10/02					
2.0 16V (JE0N, JE0L, JE02)	103	10/98→10/02		☐	2	24.5229-0185.3 330397	L= 185
3.0 (JE0D)	123	11/96→10/98	←		2	24.5111-0490.3 330598	L= 490
			→		2	24.5111-0260.3 330408	L= 260
2.2 dCi (JE0K)	95	10/00→10/02		☐	2	24.5229-0185.3 330397	L= 185
3.0 V6 24V (JE0G, JE0R)	140	10/98→10/02		☐	2	24.5229-0185.3 330397	L= 185
			→		2	24.5111-0260.3 330408	L= 260
<b>RENAULT - ESPACE IV (JK0/1_) 11/02→</b>							
 <b>Bremssattel</b>							
1.9 dCi (JK0U, JK0G)	88	11/02→	←	☐		24.3601-9787.5 240505	ATE Ø 60 - Halter
1.9 dCi (JK0U)	85	04/03→02/05	←	☐		24.3601-9788.5 240506	ATE Ø 60 - Halter
2.0 (JK09)	100	11/02→	←				
2.0 (JK0A, JK1D, JK0N)	125	04/05→	→	☐		11.9387-7001.2 220397	ATE Ø 38 - Halter
2.0 (JK0K)	98	11/02→02/05	→	☐		11.9387-7002.2 220398	ATE Ø 38 - Halter
2.0 dCi (JK01, JK02, JK1J, JK1K)	110	01/06→	→	☐			
2.0 dCi (JK02, JK03)	96	01/06→					
2.0 dCi (JK03, JK04)	127	01/06→					
2.0 Turbo (JK0A, JK0B, JK0N)	120	11/02→					
2.2 dCi (JK07)	102	02/06→					
2.2 dCi (JK0H)	110	11/02→					
3.0 dCi	120	09/05→					
3.0 dCi (JK0E, JK0Y)	133	01/06→					
3.0 dCi (JK0J, JK0V)	130	11/02→					
3.5 V6 (JK00, JK0F, JK0P, JK0S, JK0W)	177	11/02→					
<b>Halter, Bremssattel</b>							
1.9 dCi (JK0U, JK0G)	88	11/02→	→			11.8170-0872.1 260121	ATE
1.9 dCi (JK0U)	85	04/03→02/05					
2.0 (JK09)	100	11/02→					
2.0 (JK0A, JK1D, JK0N)	125	04/05→					
2.0 (JK0K)	98	11/02→02/05					
2.0 dCi (JK01, JK02, JK1J, JK1K)	110	01/06→					
2.0 dCi (JK02, JK03)	96	01/06→					
2.0 dCi (JK03, JK04)	127	01/06→					
2.0 Turbo (JK0A, JK0B, JK0N)	120	11/02→					
2.2 dCi (JK07)	102	02/06→					
2.2 dCi (JK0H)	110	11/02→					
3.0 dCi	120	09/05→					
3.0 dCi (JK0E, JK0Y)	133	01/06→					
3.0 dCi (JK0J, JK0V)	130	11/02→					
3.5 V6 (JK00, JK0F, JK0P, JK0S, JK0W)	177	11/02→					
<b>Feder, Bremssattel</b>							
1.9 dCi (JK0U, JK0G)	88	11/02→	←		2	11.8116-0301.1 390610	ATE
1.9 dCi (JK0U)	85	04/03→02/05	→		2	11.8116-0340.1 390595	ATE
2.0 (JK09)	100	11/02→	→				
2.0 (JK0A, JK1D, JK0N)	125	04/05→					
2.0 (JK0K)	98	11/02→02/05					
2.0 dCi (JK01, JK02, JK1J, JK1K)	110	01/06→					
2.0 dCi (JK02, JK03)	96	01/06→					
2.0 dCi (JK03, JK04)	127	01/06→					
2.0 Turbo (JK0A, JK0B, JK0N)	120	11/02→					
2.2 dCi (JK07)	102	02/06→					
2.2 dCi (JK0H)	110	11/02→					
3.0 dCi	120	09/05→					
3.0 dCi (JK0E, JK0Y)	133	01/06→					
3.0 dCi (JK0J, JK0V)	130	11/02→					
↓							

	kw					! #		
<b>RENAULT - ESPACE IV (JK0/1_) 11/02→</b>								
<b>Feder, Bremssattel</b>								
3.5 V6 (JK00, JK0F, JK0P, JK0S, JK0W)	177	11/02→	←		2	11.8116-0301.1	390610	ATE
			→		2	11.8116-0340.1	390595	ATE
<b>Führungshülzensatz, Bremssattel</b>								
1.9 dCi (JK0U, JK0G)	88	11/02→	←			11.0101-5407.2	260011	ATE
1.9 dCi (JK0U)	85	04/03→02/05						
2.0 (JK09)	100	11/02→						
2.0 (JK0A, JK1D, JK0N)	125	04/05→						
2.0 (JK0K)	98	11/02→02/05						
2.0 dCi (JK01, JK02, JK1J, JK1K)	110	01/06→						
2.0 dCi (JK02, JK03)	96	01/06→						
2.0 dCi (JK03, JK04)	127	01/06→						
2.0 Turbo (JK0A, JK0B, JK0N)	120	11/02→						
2.2 dCi (JK07)	102	02/06→						
2.2 dCi (JK0H)	110	11/02→						
3.0 dCi	120	09/05→						
3.0 dCi (JK0E, JK0Y)	133	01/06→						
3.0 dCi (JK0J, JK0V)	130	11/02→						
3.5 V6 (JK00, JK0F, JK0P, JK0S, JK0W)	177	11/02→						
<b>Führungsbolzen, Bremssattel</b>								
1.9 dCi (JK0U, JK0G)	88	11/02→				11.8171-0008.1	990049	ATE
1.9 dCi (JK0U)	85	04/03→02/05						
2.0 (JK09)	100	11/02→						
2.0 (JK0A, JK1D, JK0N)	125	04/05→						
2.0 (JK0K)	98	11/02→02/05						
2.0 dCi (JK01, JK02, JK1J, JK1K)	110	01/06→						
2.0 dCi (JK02, JK03)	96	01/06→						
2.0 dCi (JK03, JK04)	127	01/06→						
2.0 Turbo (JK0A, JK0B, JK0N)	120	11/02→						
2.2 dCi (JK07)	102	02/06→						
2.2 dCi (JK0H)	110	11/02→						
3.0 dCi	120	09/05→						
3.0 dCi (JK0E, JK0Y)	133	01/06→						
3.0 dCi (JK0J, JK0V)	130	11/02→						
3.5 V6 (JK00, JK0F, JK0P, JK0S, JK0W)	177	11/02→						
<b>Bremsschlauch</b>								
1.9 dCi (JK0U, JK0G)	88	11/02→	←		2	24.5252-0390.3	330702	L= 390
1.9 dCi (JK0U)	85	04/03→02/05						
2.0 (JK09)	100	11/02→	→		2	24.5251-0185.3	330701	L= 185
2.0 (JK0A, JK1D, JK0N)	125	04/05→						
2.0 (JK0K)	98	11/02→02/05						
2.0 dCi (JK01, JK02, JK1J, JK1K)	110	01/06→						
2.0 dCi (JK02, JK03)	96	01/06→						
2.0 dCi (JK03, JK04)	127	01/06→						
2.0 Turbo (JK0A, JK0B, JK0N)	120	11/02→						
2.2 dCi (JK07)	102	02/06→						
2.2 dCi (JK0H)	110	11/02→						
3.0 dCi	120	09/05→						
3.0 dCi (JK0E, JK0Y)	133	01/06→						
3.0 dCi (JK0J, JK0V)	130	11/02→						
3.5 V6 (JK00, JK0F, JK0P, JK0S, JK0W)	177	11/02→						
<b>RENAULT - ESPACE V (JR_) 02/15→</b>								
<b>Bremssattel</b>								
1.6 dCi 130	96	06/15→	→	☐		24.6238-1707.7	220969	TRW Ø 38 - Halter + eFSB
1.6 dCi 160	118	06/15→	→	☐		24.6238-1708.7	220970	TRW Ø 38 - Halter + eFSB
1.6 TCe 200	147	02/15→						
<b>RENAULT - EXPRESS Kasten/Kombi 07/95→03/98</b>								
<b>Bremssattel</b>								
1.9 D	47	07/95→03/98	←	☐		24.3481-1505.5	240047	BDX Ø 48 - Halter
			←	☐		24.3481-1506.5	240048	BDX Ø 48 - Halter
<b>Zubehörsatz, Bremssattel</b>								
1.9 D	47	07/95→03/98	←			24.0101-4803.2	260049	BDX
↓								

	kw			 	! #		
<b>RENAULT - EXPRESS Kasten/Kombi 07/95→03/98</b>							
 <b>Bremsschlauch</b>							
1.9 D	47	07/95→03/98	←		2	24.5111-0300.3 330407	L= 300
			→	nicht für erhöhte Nutzlast	2	24.5229-0240.3 330400	L= 242
			→	für erhöhte Nutzlast	2	24.5229-0285.3 330032	L= 285
<b>RENAULT - EXPRESS Pick-up 07/95→10/99</b>							
 <b>Bremssattel</b>							
1.9 D	40	07/95→10/97	←	☐; 09/95→		24.3481-1505.5 240047	BDX Ø 48 - Halter
			←	☐; 09/95→		24.3481-1506.5 240048	BDX Ø 48 - Halter
1.9 D	47	07/95→10/99	←	☐; → 03/98		24.3481-1505.5 240047	BDX Ø 48 - Halter
			←	☐; → 03/98		24.3481-1506.5 240048	BDX Ø 48 - Halter
<b>Zubehörsatz, Bremssattel</b>							
1.9 D	40	07/95→10/97	←	09/95→		24.0101-4803.2 260049	BDX
1.9 D	47	07/95→10/99	←	→ 03/98		24.0101-4803.2 260049	BDX
 <b>Bremsschlauch</b>							
1.9 D	40	07/95→10/97	←	09/95→	2	24.5111-0300.3 330407	L= 300
			→	09/95→; nicht für erhöhte Nutzlast	2	24.5229-0240.3 330400	L= 242
			→	09/95→; für erhöhte Nutzlast	2	24.5229-0285.3 330032	L= 285
1.9 D	47	07/95→10/99	←	→ 03/98	2	24.5111-0300.3 330407	L= 300
			→	→ 03/98; nicht für erhöhte Nutzlast	2	24.5229-0240.3 330400	L= 242
			→	→ 03/98; für erhöhte Nutzlast	2	24.5229-0285.3 330032	L= 285
<b>RENAULT - FLUENCE (L3_) 02/10→</b>							
 <b>Bremssattel</b>							
1.5 dCi	70	07/14→	←	☐		11.9541-9950.2 220843	ATE Ø 54 - Halter
1.5 dCi (L30A)	63	02/10→	←	☐		11.9541-9951.2 220844	ATE Ø 54 - Halter
1.5 dCi (L30B)	78	02/10→	←	☐		11.9541-9951.2 220844	ATE Ø 54 - Halter
1.5 dCi (L30D, L30L, L306, L33F, L33L, L33M, L33V, L33W)	81	02/10→	→	☐; - eFSB		24.3347-1709.5 240846	TRW Ø 34 - Halter
1.5 dCi (L30S)	66	02/10→	→	☐; - eFSB		24.3347-1710.5 240847	TRW Ø 34 - Halter
1.6 16V	78	02/10→	→	☐		24.6234-1701.7 221015	TRW Ø 34 - Halter + eFSB
1.6 16V (L301, L30F, L30P, L30R)	81	02/10→	→	☐		24.6234-1702.7 221016	TRW Ø 34 - Halter + eFSB
1.6 16V (L304, L305, L30H)	82	02/10→					
1.6 dCi	96	07/14→					
1.6 LPG 16V	81	01/12→					
2.0 16V (L30C, L30G, L30T, L30V)	103	02/10→					
1.6	86	01/13→	←	☐		11.9541-9950.2 220843	ATE Ø 54 - Halter
			←	☐		11.9541-9951.2 220844	ATE Ø 54 - Halter
			→	☐; - eFSB		24.3347-1709.5 240846	TRW Ø 34 - Halter
			→	☐; - eFSB		24.3347-1710.5 240847	TRW Ø 34 - Halter
Z.E.	70	02/12→	←	☐		11.9541-9950.2 220843	ATE Ø 54 - Halter
			←	☐		11.9541-9951.2 220844	ATE Ø 54 - Halter
<b>Halter, Bremssattel</b>							
1.5 dCi	70	07/14→	←			11.8170-0002.1 260110	ATE
1.5 dCi (L30A)	63	02/10→					
1.5 dCi (L30B)	78	02/10→					
1.5 dCi (L30D, L30L, L306, L33F, L33L, L33M, L33V, L33W)	81	02/10→					
1.5 dCi (L30S)	66	02/10→					
1.6	86	01/13→					
1.6 16V	78	02/10→					
1.6 16V (L301, L30F, L30P, L30R)	81	02/10→					
1.6 16V (L304, L305, L30H)	82	02/10→					
1.6 dCi	96	07/14→					
1.6 LPG 16V	81	01/12→					
2.0 16V (L30C, L30G, L30T, L30V)	103	02/10→					
Z.E.	70	02/12→					
↓							

	kw			 	! #		
<b>RENAULT - FLUENCE (L3_) 02/10→</b>							
<b>Feder, Bremssattel</b>							
1.5 dCi	70	07/14→			2	11.8116-0356.1	390586 ATE
1.5 dCi (L30A)	63	02/10→					
1.5 dCi (L30B)	78	02/10→					
1.5 dCi (L30D, L30L, L30E, L30F, L30G, L30H, L30I, L30J, L30K, L30L, L30M, L30N, L30O, L30P, L30Q, L30R, L30S, L30T, L30U, L30V, L30W, L30X, L30Y, L30Z)	81	02/10→					
1.5 dCi (L30S)	66	02/10→					
1.6	86	01/13→					
1.6 16V	78	02/10→					
1.6 16V (L301, L30F, L30P, L30R)	81	02/10→					
1.6 16V (L304, L305, L30H)	82	02/10→					
1.6 dCi	96	07/14→					
1.6 LPG 16V	81	01/12→					
2.0 16V (L30C, L30G, L30T, L30V)	103	02/10→					
Z.E.	70	02/12→					
<b>RENAULT - GRAND SCÉNIC II (JM0/1_) 04/04→</b>							
<b> Bremssattel</b>							
1.5 dCi	60	04/04→	➔	☐; → 03/09		24.3387-1721.5	240876 TRW Ø 38 - Halter
1.5 dCi (JM02, JM13)	74	04/04→					
1.6	77	06/06→	➔	☐; → 03/09		24.3387-1722.5	240877 TRW Ø 38 - Halter
1.6	83	04/04→					
1.9 dCi (JM0G, JM12, JM1G, JM2C)	88	04/04→					
1.9 dCi (JM14)	96	05/05→					
1.9 dCi (JM15)	81	05/05→					
2.0	99	04/04→					
2.0	120	04/04→					
1.5 dCi	76	06/06→11/08	➔	☐		24.3387-1721.5	240876 TRW Ø 38 - Halter
1.6	82	06/06→11/08					
1.6 Flex	82	06/06→11/08	➔	☐		24.3387-1722.5	240877 TRW Ø 38 - Halter
1.9 dCi	85	05/05→01/09					
1.5 dCi (JM1E)	78	05/05→	➔	☐; 06/06→ 03/09		24.3387-1721.5	240876 TRW Ø 38 - Halter
			➔	☐; 06/06→ 03/09		24.3387-1722.5	240877 TRW Ø 38 - Halter
2.0 dCi (JM1K)	110	09/05→	➔	☐; → 04/07		24.3387-1721.5	240876 TRW Ø 38 - Halter
			➔	☐; → 04/07		24.3387-1722.5	240877 TRW Ø 38 - Halter
			➔	☐; 05/07→ 03/09		24.3387-1727.7	221005 TRW Ø 38 - Halter
			➔	☐; 05/07→ 03/09		24.3387-1728.7	221006 TRW Ø 38 - Halter
<b>Feder, Bremssattel</b>							
1.5 dCi	60	04/04→	←	10/05→ 03/09	2	11.8116-0301.1	390610 ATE
1.5 dCi (JM02, JM13)	74	04/04→					
1.6	83	04/04→					
1.9 dCi (JM0G, JM12, JM1G, JM2C)	88	04/04→					
1.9 dCi (JM14)	96	05/05→					
1.9 dCi (JM15)	81	05/05→					
2.0	99	04/04→					
2.0	120	04/04→					
2.0 dCi (JM1K)	110	09/05→					
1.5 dCi	76	06/06→11/08	←		2	11.8116-0301.1	390610 ATE
1.6	82	06/06→11/08					
1.6 Flex	82	06/06→11/08					
1.5 dCi (JM1E)	78	05/05→	←	06/06→ 03/09	2	11.8116-0301.1	390610 ATE
1.6	77	06/06→	←	→ 03/09	2	11.8116-0301.1	390610 ATE
1.9 dCi	85	05/05→01/09	←	10/05→	2	11.8116-0301.1	390610 ATE
<b>Führungshülzensatz, Bremssattel</b>							
1.5 dCi	60	04/04→	←	→ 09/05		11.0101-5407.2	260011 ATE
1.5 dCi (JM02, JM13)	74	04/04→					
1.6	83	04/04→	←	10/05→ 03/09		11.0101-5407.2	260011 ATE
1.9 dCi (JM0G, JM12, JM1G, JM2C)	88	04/04→					
1.9 dCi (JM14)	96	05/05→					
1.9 dCi (JM15)	81	05/05→					
2.0	99	04/04→					
2.0 dCi (JM1K)	110	09/05→					
1.5 dCi	76	06/06→11/08	←			11.0101-5407.2	260011 ATE
1.6	82	06/06→11/08					
1.6 Flex	82	06/06→11/08					
1.5 dCi (JM1E)	78	05/05→	←	06/06→ 03/09		11.0101-5407.2	260011 ATE
1.6	77	06/06→	←	→ 03/09		11.0101-5407.2	260011 ATE
↓							



**RENAULT - GRAND SCÉNIC II (JM0/1\_) 04/04→**

**Führungshülzensatz, Bremsattel**

1.9 dCi	85	05/05→01/09	←	→ 09/05		11.0101-5407.2	260011	ATE
			←	10/05→		11.0101-5407.2	260011	ATE
2.0	120	04/04→	←	10/05→ 03/09		11.0101-5407.2	260011	ATE

**Führungsbolzen, Bremsattel**

1.5 dCi	60	04/04→		10/05→ 03/09		11.8171-0008.1	990049	ATE
1.5 dCi (JM02, JM13)	74	04/04→		→ 09/05		11.8171-0008.1	990049	ATE
1.6	83	04/04→						
1.9 dCi (JM0G, JM12, JM1G, JM2C)	88	04/04→						
1.9 dCi (JM14)	96	05/05→						
1.9 dCi (JM15)	81	05/05→						
2.0	99	04/04→						
2.0 dCi (JM1K)	110	09/05→						
1.5 dCi	76	06/06→11/08				11.8171-0008.1	990049	ATE
1.6	82	06/06→11/08						
1.6 Flex	82	06/06→11/08						
1.5 dCi (JM1E)	78	05/05→		06/06→ 03/09		11.8171-0008.1	990049	ATE
1.6	77	06/06→		→ 03/09		11.8171-0008.1	990049	ATE
1.9 dCi	85	05/05→01/09	←	→ 09/05		11.8171-0008.1	990049	ATE
			←	10/05→		11.8171-0008.1	990049	ATE
2.0	120	04/04→		10/05→ 03/09		11.8171-0008.1	990049	ATE








**Bremsschlauch**

1.5 dCi	60	04/04→	←	→ 09/05	2	24.5111-0429.3	331015	L= 429,6
			←	10/05→ 03/09	2	24.5155-0445.3	331057	L= 445
1.6	83	04/04→	←	10/05→ 03/09	2	24.5155-0445.3	331057	L= 445
1.9 dCi (JM0G, JM12, JM1G, JM2C)	88	04/04→	→	09/05→ 03/09	2	24.5229-0185.3	330397	L= 185
			→	→ 08/05	2	24.5251-0185.3	330701	L= 185
1.9 dCi (JM14)	96	05/05→						
1.9 dCi (JM15)	81	05/05→						
2.0	99	04/04→						
2.0	120	04/04→						
1.5 dCi	76	06/06→11/08	←		2	24.5155-0445.3	331057	L= 445
			→		2	24.5229-0185.3	330397	L= 185
1.6	82	06/06→11/08						
1.6 Flex	82	06/06→11/08						
1.5 dCi (JM1E)	78	05/05→	←	06/06→ 03/09	2	24.5155-0445.3	331057	L= 445
			→	06/06→ 03/09	2	24.5229-0185.3	330397	L= 185
1.6	77	06/06→	←	→ 03/09	2	24.5155-0445.3	331057	L= 445
			→	→ 03/09	2	24.5229-0185.3	330397	L= 185
1.9 dCi	85	05/05→01/09	←	→ 09/05	2	24.5111-0429.3	331015	L= 429,6
			←	10/05→	2	24.5155-0445.3	331057	L= 445
			→	09/05→	2	24.5229-0185.3	330397	L= 185
			→	→ 08/05	2	24.5251-0185.3	330701	L= 185
2.0 dCi (JM1K)	110	09/05→	←	→ 09/05	2	24.5111-0429.3	331015	L= 429,6
			←	10/05→ 03/09	2	24.5155-0445.3	331057	L= 445
			→	→ 03/09	2	24.5229-0185.3	330397	L= 185











**RENAULT - GRAND SCÉNIC III (JZ0/1\_) 02/09→**













**Bremssattel**

1.2 TcE	85	04/12→	←	☐		11.9571-9775.2	220859	ATE Ø 57 - Halter
1.4 16V (JZ0F)	96	02/09→	←	☐		11.9571-9776.2	220860	ATE Ø 57 - Halter
1.5 dCi	70	11/10→	←	☐		11.9571-9776.2	220860	ATE Ø 57 - Halter
1.5 dCi	78	02/09→	→	☐		24.6238-1707.7	220969	TRW Ø 38 - Halter + eFSB
1.5 dCi	81	04/09→	→	☐		24.6238-1708.7	220970	TRW Ø 38 - Halter + eFSB
1.6 16V (JZ0U)	81	02/09→	→	☐		24.6238-1708.7	220970	TRW Ø 38 - Halter + eFSB
1.6 16V Bifuel	79	04/12→						
1.6 16V Bifuel	81	02/09→						
1.6 dCi (JZ00, JZ12)	96	04/11→						
1.6 E85	81	02/09→						
1.9 dCi	96	02/09→						
2.0 16V (JZ0G)	103	02/09→						
1.2 TcE (JZ16)	97	01/13→	←	☐; 03/13→		11.9571-9775.2	220859	ATE Ø 57 - Halter
			←	☐; 03/13→		11.9571-9776.2	220860	ATE Ø 57 - Halter
			→	☐; 03/13→		24.6238-1707.7	220969	TRW Ø 38 - Halter + eFSB
			→	☐; 03/13→		24.6238-1708.7	220970	TRW Ø 38 - Halter + eFSB
1.5 dCi	63	04/09→	←	☐		11.9541-9950.2	220843	ATE Ø 54 - Halter
			←	☐		11.9541-9951.2	220844	ATE Ø 54 - Halter

	kw					! #		
<b>RENAULT - GRAND SCÉNIC III (JZ0/1_) 02/09→</b>								
<b>Bremssattel</b>								
1.5 dCi	63	04/09→	→	☐; - eFSB		24.3347-1709.5	240846	TRW Ø 34 - Halter
			→	☐; - eFSB		24.3347-1710.5	240847	TRW Ø 34 - Halter
			→	☐		24.6234-1701.7	221015	TRW Ø 34 - Halter + eFSB
			→	☐		24.6234-1702.7	221016	TRW Ø 34 - Halter + eFSB
2.0 dCi (JZ0L) 2.0 dCi (JZ0Y)	118 110	04/09→ 02/09→	←	☐		11.9601-9753.2	220957	ATE Ø 60 - Halter
			←	☐		11.9601-9754.2	220958	ATE Ø 60 - Halter
			→	☐		24.6238-1707.7	220969	TRW Ø 38 - Halter + eFSB
			→	☐		24.6238-1708.7	220970	TRW Ø 38 - Halter + eFSB
<b>Halter, Bremssattel</b>								
1.5 dCi	63	04/09→	←			11.8170-0002.1	260110	ATE
<b>Feder, Bremssattel</b>								
1.2 TCe 1.4 16V (JZ0F) 1.5 dCi 1.5 dCi 1.5 dCi 1.6 16V (JZ0U) 1.6 16V Bifuel 1.6 16V Bifuel 1.6 dCi (JZ00, JZ12) 1.6 E85 1.9 dCi 2.0 16V (JZ0G) 2.0 dCi (JZ0L) 2.0 dCi (JZ0Y)	85 96 70 78 81 81 79 81 96 81 96 103 118 110	04/12→ 02/09→ 11/10→ 02/09→ 04/09→ 02/09→ 04/12→ 02/09→ 04/11→ 02/09→ 02/09→ 02/09→ 04/09→ 02/09→			2	11.8116-0351.1	390538	ATE
1.2 TCe (JZ16)	97	01/13→		03/13→	2	11.8116-0351.1	390538	ATE
1.5 dCi	63	04/09→			2	11.8116-0356.1	390586	ATE
<b>Führungshülzensatz, Bremssattel</b>								
1.2 TCe 1.4 16V (JZ0F) 1.5 dCi 1.5 dCi 1.5 dCi 1.6 16V (JZ0U) 1.6 16V Bifuel 1.6 16V Bifuel 1.6 dCi (JZ00, JZ12) 1.6 E85 1.9 dCi 2.0 16V (JZ0G) 2.0 dCi (JZ0L) 2.0 dCi (JZ0Y)	85 96 70 78 81 81 79 81 96 81 96 103 118 110	04/12→ 02/09→ 11/10→ 02/09→ 04/09→ 02/09→ 04/12→ 02/09→ 04/11→ 02/09→ 02/09→ 02/09→ 04/09→ 02/09→	←			11.0101-5704.2	260095	ATE
1.2 TCe (JZ16)	97	01/13→	←	03/13→		11.0101-5704.2	260095	ATE
<b>Dichtungssatz, Bremssattel</b>								
2.0 dCi (JZ0L) 2.0 dCi (JZ0Y)	118 110	04/09→ 02/09→				11.0441-6008.2	250038	ATE für Kolben-Ø [mm]: 60
<b>Bremsschlauch</b>								
1.2 TCe 1.4 16V (JZ0F) 1.5 dCi 1.5 dCi 1.5 dCi 1.6 16V (JZ0U) 1.6 16V Bifuel 1.6 16V Bifuel 1.6 dCi (JZ00, JZ12) 1.6 E85 1.9 dCi 2.0 16V (JZ0G) 2.0 dCi (JZ0L) 2.0 dCi (JZ0Y)	85 96 63 70 78 81 81 79 81 96 81 96 103 118 110	04/12→ 02/09→ 04/09→ 11/10→ 02/09→ 04/09→ 02/09→ 04/12→ 02/09→ 04/11→ 02/09→ 02/09→ 02/09→ 04/09→ 02/09→	☐ ←		2	24.5201-0135.3	331399	L= 135
					2	24.5111-0426.3	331347	L= 425
1.2 TCe (JZ16)	97	01/13→	☐; 03/13→		2	24.5201-0135.3	331399	L= 135
			← 03/13→		2	24.5111-0426.3	331347	L= 425



	kw			 	! #			
<b>RENAULT - KANGOO / GRAND KANGOO (KW0/1_) 02/08→</b>								
 <b>Bremssattel</b>								
1.2 TCe 115	84	07/13→	→	☐		24.3384-1773.5	240615	TRW Ø 38 - Halter
1.5 dCi	55	11/12→	→	☐		24.3384-1774.5	240616	TRW Ø 38 - Halter
1.5 dCi	66	11/12→	→					
1.5 dCi	78	02/08→						
1.5 dCi (KW0A)	50	02/08→						
1.5 dCi (KW0B)	63	02/08→						
1.5 dCi (KW0F)	76	02/08→						
1.5 dCi 110	80	09/10→						
1.5 dCi 110	81	03/13→						
1.6 (KW00, KW0Y)	64	02/08→						
1.6 16V (KW0D)	78	02/08→						
1.6 16V Hi-Flex	78	02/08→						
Z.E.	44	10/11→						
1.5 dCi	67	08/17→	←	☐; passend für Felgengröße [Zoll]: 14		24.3541-1849.5	240707	TRW Ø 54 - Halter
1.6 16V LPG	78	12/08→	←	☐; passend für Felgengröße [Zoll]: 14		24.3541-1850.5	240708	TRW Ø 54 - Halter
			→	☐; passend für Felgengröße [Zoll]: 15,16		24.3384-1773.5	240615	TRW Ø 38 - Halter
			→	☐; passend für Felgengröße [Zoll]: 15,16		24.3384-1774.5	240616	TRW Ø 38 - Halter
 <b>Bremsschlauch</b>								
1.2 TCe 115	84	07/13→	←		2	24.5111-0485.3	331370	L= 485
1.5 dCi 110	81	03/13→	→	☐		24.5201-0180.3	331498	L= 180
			→	☐		24.5239-0180.3	331464	L= 180
1.5 dCi	55	11/12→		☐	2	24.5229-0185.3	330397	L= 185
1.5 dCi	66	11/12→	←		2	24.5111-0485.3	331370	L= 485
Z.E.	44	10/11→	→	☐		24.5201-0180.3	331498	L= 180
			→	☐		24.5239-0180.3	331464	L= 180
1.5 dCi	67	08/17→	←		2	24.5111-0485.3	331370	L= 485
			→	☐ / innen		24.5239-0180.3	331464	L= 180
			→	☐; 2009-10→		24.5279-0180.3	331465	L= 180
1.5 dCi	78	02/08→		☐	2	24.5229-0185.3	330397	L= 185
1.5 dCi (KW0A)	50	02/08→	←		2	24.5111-0485.3	331370	L= 485
1.5 dCi (KW0B)	63	02/08→						
1.5 dCi (KW0F)	76	02/08→	→	☐; 04/11→		24.5201-0180.3	331498	L= 180
1.6 (KW00, KW0Y)	64	02/08→	→	☐; 10/09→ 03/11		24.5239-0180.3	331464	L= 180
1.6 16V (KW0D)	78	02/08→	→	☐; 04/11→		24.5239-0180.3	331464	L= 180
1.6 16V Hi-Flex	78	02/08→	→	☐; → 09/09		24.5239-0180.3	331464	L= 180
			→	☐; 10/09→ 03/11		24.5279-0180.3	331465	L= 180
1.5 dCi 110	80	09/10→		☐	2	24.5229-0185.3	330397	L= 185
			←		2	24.5111-0485.3	331370	L= 485
			→	☐; 04/11→		24.5201-0180.3	331498	L= 180
			→	☐; 04/11→		24.5239-0180.3	331464	L= 180
			→	☐; → 03/11		24.5239-0180.3	331464	L= 180
			→	☐; → 03/11		24.5279-0180.3	331465	L= 180
1.6 16V LPG	78	12/08→	←		2	24.5111-0485.3	331370	L= 485
			→	☐ / innen		24.5201-0180.3	331498	L= 180
			→	☐ / innen		24.5239-0180.3	331464	L= 180
<b>RENAULT - KANGOO (KC0/1_) 08/97→</b>								
 <b>Bremssattel</b>								
1.2 (KC0A, KC0K, KC0F, KC01)	43	08/97→	←	☐; 03/98→ 12/07		24.3541-1765.5	240235	BOS Ø 54 - Halter
1.4 (KC0C, KC0H, KC0B, KC0M)	55	08/97→	←	☐; 03/98→ 12/07		24.3541-1766.5	240236	BOS Ø 54 - Halter
D 55 1.9 (KC0D)	40	08/97→						
D 65 1.9 (KC0E, KC02, KC0J, KC0N)	47	08/97→						
1.2 16V (KC05, KC06, KC03, KC0T, KC0W, KC1D)	55	06/01→	←	☐; → 12/07		24.3541-1765.5	240235	BOS Ø 54 - Halter
1.5 dCi	42	07/03→	←	☐; → 12/07		24.3541-1766.5	240236	BOS Ø 54 - Halter
1.5 dCi	45	04/05→06/10						
1.5 dCi	50	06/05→						
1.5 dCi	62	06/05→						
1.5 dCi (KC07)	48	12/01→						
1.5 dCi (KC08, KC09)	60	07/02→						
1.6 16V bivalent	60	06/05→						

	kw			 	! #		
<b>RENAULT - KANGOO (KC0/1_) 08/97→</b>							
 <b>Bremssattel</b>							
1.9 dTi (KC0U)	59	02/00→	←	☐; → 12/07	2	24.3541-1765.5 240235	BOS Ø 54 - Halter
			←	☐; → 12/07		24.3541-1766.5 240236	BOS Ø 54 - Halter
1.6	66	09/99→06/01	←	☐		24.3541-1765.5 240235	BOS Ø 54 - Halter
1.9 RXED	48	09/99→06/01	←	☐		24.3541-1766.5 240236	BOS Ø 54 - Halter
Elect'road RE	22	01/02→12/04	←	☐		24.3541-1766.5 240236	BOS Ø 54 - Halter
1.6 16V	70	06/01→	←	☐; → 12/07; Frontantrieb		24.3541-1765.5 240235	BOS Ø 54 - Halter
			←	☐; → 12/07; Frontantrieb		24.3541-1766.5 240236	BOS Ø 54 - Halter
 <b>Bremsschlauch</b>							
1.2 (KC0A, KC0K, KC0F, KC01)	43	08/97→	←	03/98→ 12/07	2	24.5111-0336.3 330570	L= 335
1.4 (KC0C, KC0H, KC0B, KC0M)	55	08/97→	→	☐; 03/98→ 12/07		24.5111-0336.3 330570	L= 335
D 55 1.9 (KC0D)	40	08/97→	→	☐; 03/98→ 12/07		24.5229-0193.3 330571	L= 193
D 65 1.9 (KC0E, KC02, KC0J, KC0N)	47	08/97→					
1.2 16V (KC05, KC06, KC03, KC0T, KC0W, KC1D)	55	06/01→	←	→ 12/07	2	24.5111-0336.3 330570	L= 335
			→	☐; → 12/07		24.5111-0336.3 330570	L= 335
1.5 dCi	45	04/05→06/10	→	☐; → 12/07		24.5229-0193.3 330571	L= 193
1.5 dCi	50	06/05→					
1.5 dCi (KC07)	48	12/01→					
1.5 dCi (KC08, KC09)	60	07/02→					
1.6 16V	70	06/01→					
1.6 16V 4x4 (KC0P, KC0S, KC0L)	70	10/01→					
1.6 16V bivalent	60	06/05→					
1.9 dCi 4x4 (KC0V)	59	10/01→					
1.9 dTi (KC0U)	59	02/00→					
1.5 dCi	42	07/03→	←	→ 12/07	2	24.5111-0336.3 330570	L= 335
1.5 dCi	62	06/05→					
1.6	66	09/99→06/01	←		2	24.5111-0336.3 330570	L= 335
1.9 RXED	48	09/99→06/01	→	☐		24.5111-0336.3 330570	L= 335
			→	☐		24.5229-0193.3 330571	L= 193
1.9 dCi 4x4	62	10/03→	←	→ 12/07	2	24.5111-0336.3 330570	L= 335
			→	☐; → 12/07; - ABS		24.5111-0336.3 330570	L= 335
			→	☐; → 12/07; - ABS		24.5229-0193.3 330571	L= 193
Elect'road RE	22	01/02→12/04	←		2	24.5111-0336.3 330570	L= 335
<b>RENAULT - KANGOO BE BOP (KW0/1_) 02/09→</b>							
 <b>Bremssattel</b>							
1.5 dCi	80	06/09→	←	☐; passend für Felgenreöße [Zoll]: 14; → 12/10		24.3541-1849.5 240707	TRW Ø 54 - Halter
1.5 dCi (KW0F)	76	02/09→	←	☐; passend für Felgenreöße [Zoll]: 14; → 12/10		24.3541-1850.5 240708	TRW Ø 54 - Halter
1.5 dCi (KW0G)	66	06/09→					
1.5 dCi 75	55	09/10→					
1.6 (KW0D)	78	02/09→	→	☐; passend für Felgenreöße [Zoll]: 15 / 16; → 12/10		24.3384-1773.5 240615	TRW Ø 38 - Halter
			→	☐; passend für Felgenreöße [Zoll]: 15 / 16; → 12/10		24.3384-1774.5 240616	TRW Ø 38 - Halter
 <b>Bremsschlauch</b>							
1.5 dCi	80	06/09→		☐; → 12/10	2	24.5229-0185.3 330397	L= 185
1.5 dCi (KW0F)	76	02/09→	←	→ 12/10	2	24.5111-0485.3 331370	L= 485
1.5 dCi (KW0G)	66	06/09→					
1.6 (KW0D)	78	02/09→	→	☐; 10/09→ 12/10		24.5239-0180.3 331464	L= 180
			→	☐; → 09/09		24.5239-0180.3 331464	L= 180
			→	☐; 10/09→ 12/10		24.5279-0180.3 331465	L= 180
1.5 dCi 75	55	09/10→		☐; → 12/10	2	24.5229-0185.3 330397	L= 185
			←	→ 12/10	2	24.5111-0485.3 331370	L= 485
			→	☐; → 12/10		24.5239-0180.3 331464	L= 180
			→	☐; → 12/10		24.5279-0180.3 331465	L= 180
<b>RENAULT - KANGOO Express (FW0/1_) 02/08→</b>							
 <b>Bremssattel</b>							
1.2 TCe 115	84	07/13→	←	☐; passend für Felgenreöße [Zoll]: 14; V		24.3541-1849.5 240707	TRW Ø 54 - Halter
1.5 dCi	50	02/08→					



**RENAULT - KANGOO Express (FW0/1\_) 02/08→**

**Bremssattel**

1.5 dCi (FW0F)	76	02/08→	←	☐; passend für Felgengröße [Zoll]: 14; V	24.3541-1850.5	240708	TRW Ø 54 - Halter
1.5 dCi 110	80	09/10→	→	☐;	24.3384-1773.5	240615	TRW Ø 38 - Halter
1.5 dCi 75	55	09/10→	→	passend für Felgengröße [Zoll]: 15 / 16			
1.5 dCi 85 (FW0A, FW0B)	63	02/08→	→	☐;	24.3384-1774.5	240616	TRW Ø 38 - Halter
1.5 dCi 90 (FW0G)	66	06/09→	→	passend für Felgengröße [Zoll]: 15 / 16			
1.6	64	02/08→					
1.6 16V	78	02/08→					
1.6 16V LPG	72	02/08→					
Z.E.	44	10/11→					
1.5 dCi 110	81	09/13→	←	☐; passend für Felgengröße [Zoll]: 14; V	24.3541-1849.5	240707	TRW Ø 54 - Halter
			←	☐; passend für Felgengröße [Zoll]: 14; V	24.3541-1850.5	240708	TRW Ø 54 - Halter
			→	☐	24.3384-1773.5	240615	TRW Ø 38 - Halter
			→	☐	24.3384-1774.5	240616	TRW Ø 38 - Halter











**Bremsschlauch**

1.2 TCe 115	84	07/13→	←		2	24.5111-0485.3	331370	L= 485
1.5 dCi 110	81	09/13→	→	☐		24.5201-0180.3	331498	L= 180
			→	☐		24.5239-0180.3	331464	L= 180
1.5 dCi	50	02/08→	→	☐	2	24.5229-0185.3	330397	L= 185
1.5 dCi (FW0F)	76	02/08→	←		2	24.5111-0485.3	331370	L= 485
1.5 dCi 85 (FW0A, FW0B)	63	02/08→	→	☐; 04/11→		24.5201-0180.3	331498	L= 180
1.5 dCi 90 (FW0G)	66	06/09→	→	☐; 10/09→ 03/11		24.5239-0180.3	331464	L= 180
1.6	64	02/08→	→	☐; 04/11→		24.5239-0180.3	331464	L= 180
1.6 16V	78	02/08→	→	☐; → 09/09		24.5239-0180.3	331464	L= 180
1.6 16V LPG	72	02/08→	→	☐; 10/09→ 03/11		24.5279-0180.3	331465	L= 180
1.5 dCi 110	80	09/10→	→	☐	2	24.5229-0185.3	330397	L= 185
1.5 dCi 75	55	09/10→	←		2	24.5111-0485.3	331370	L= 485
			→	☐; 04/11→		24.5201-0180.3	331498	L= 180
			→	☐; 04/11→		24.5239-0180.3	331464	L= 180
			→	☐; → 03/11		24.5239-0180.3	331464	L= 180
			→	☐; → 03/11		24.5279-0180.3	331465	L= 180
Z.E.	44	10/11→	→	☐	2	24.5229-0185.3	330397	L= 185
			←		2	24.5111-0485.3	331370	L= 485
			→	☐		24.5201-0180.3	331498	L= 180
			→	☐		24.5239-0180.3	331464	L= 180

**RENAULT - KANGOO Rapid (FC0/1\_) 08/97→**

**Bremssattel**

1.0	50	01/02→01/07	←	☐; 07/03→	24.3541-1765.5	240235	BOS Ø 54 - Halter
			←	☐; 07/03→	24.3541-1766.5	240236	BOS Ø 54 - Halter
1.2 (FC01, FC0A, FC0F)	43	08/97→	←	☐; 03/98→ 12/07	24.3541-1765.5	240235	BOS Ø 54 - Halter
1.4 (FC0C, FC0B, FC0H, FC0M)	55	08/97→06/08	←	☐; 03/98→ 12/07	24.3541-1766.5	240236	BOS Ø 54 - Halter
D 55 1.9 (FC0D)	40	08/97→					
D 65 1.9 (FC0E, FC02, FC0J, FC0N)	47	08/97→					
1.2 (FC1A)	44	07/98→07/01	←	☐	24.3541-1765.5	240235	BOS Ø 54 - Halter
1.2 BiFuel	43	07/98→07/01	←	☐	24.3541-1766.5	240236	BOS Ø 54 - Halter
1.6	66	09/99→06/01	←				
1.9 D (FC0J)	48	09/99→06/03	←				
1.2 16V (FC05, FC0W, FC1D, FC1P, FC1K, FC0T)	55	10/01→	←	☐; → 12/07	24.3541-1765.5	240235	BOS Ø 54 - Halter
			←	☐; → 12/07	24.3541-1766.5	240236	BOS Ø 54 - Halter
1.5 dCi	45	10/05→					
1.5 dCi (FC07, FC1R)	48	12/01→					
1.5 dCi (FC08, FC09)	60	04/03→					
1.5 dCi (FC1E)	50	06/05→					
1.5 dCi (FC1G)	62	06/05→					
1.5 dCi (FC1R)	42	12/02→					
1.6 16V	70	10/01→					
1.6 16V bivalent	60	06/05→					
1.9 dCi (FC0V)	62	07/03→					
1.9 dTi (FC0U)	59	02/00→					

	kw			 	! #		
<b>RENAULT - KANGOO Rapid (FC0/1_) 08/97→</b>							
 <b>Bremsschlauch</b>							
1.0	50	01/02→01/07	←	07/03→	2	24.5111-0336.3 330570	L= 335
			→	☐; 07/03→		24.5111-0336.3 330570	L= 335
			→	☐; 07/03→		24.5229-0193.3 330571	L= 193
1.2 (FC01, FC0A, FC0F)	43	08/97→	←	03/98→ 12/07	2	24.5111-0336.3 330570	L= 335
1.4 (FC0C, FC0B, FC0H, FC0M)	55	08/97→06/08	→	☐; 03/98→ 12/07		24.5111-0336.3 330570	L= 335
D 55 1.9 (FC0D)	40	08/97→	→	☐; 03/98→ 12/07		24.5229-0193.3 330571	L= 193
D 65 1.9 (FC0E, FC02, FC0J, FC0N)	47	08/97→	→	☐; 03/98→ 12/07		24.5229-0193.3 330571	L= 193
1.2 (FC1A)	44	07/98→07/01	←		2	24.5111-0336.3 330570	L= 335
1.2 BiFuel	43	07/98→07/01	→	☐		24.5111-0336.3 330570	L= 335
1.6	66	09/99→06/01	→	☐		24.5111-0336.3 330570	L= 335
1.9 D (FC0J)	48	09/99→06/03	→	☐		24.5229-0193.3 330571	L= 193
1.2 16V (FC05, FC0W, FC1D, FC1P, FC1K, FC0T)	55	10/01→	←	→ 12/07	2	24.5111-0336.3 330570	L= 335
			→	☐; → 12/07		24.5111-0336.3 330570	L= 335
1.5 dCi	45	10/05→	→	☐; → 12/07		24.5229-0193.3 330571	L= 193
1.5 dCi (FC07, FC1R)	48	12/01→					
1.5 dCi (FC08, FC09)	60	04/03→					
1.5 dCi (FC1E)	50	06/05→					
1.5 dCi (FC1G)	62	06/05→					
1.5 dCi (FC1R)	42	12/02→					
1.6 16V	70	10/01→					
1.6 16V 4x4 (FC0L, FC0P, FC0S)	70	10/01→					
1.6 16V bivalent	60	06/05→					
1.9 dCi 4x4 (FC0V)	59	10/01→					
1.9 dCi 4x4 (FC0V)	62	07/03→					
1.9 dTi (FC0U)	59	02/00→					
1.9 dCi (FC0V)	62	07/03→	←	→ 12/07	2	24.5111-0336.3 330570	L= 335
<b>RENAULT - KOLEOS I (HY_) 09/08→</b>							
 <b>Bremsschlauch</b>							
2.0 dCi (HY0K)	110	09/08→		☐; 01/10→	2	24.5201-0190.3 331574	L= 190
2.0 dCi 4x4 (HY0B)	127	09/08→	←	☐; → 12/09		24.5267-0625.3 331332	L= 625
2.0 dCi 4x4 (HY0K)	110	09/08→	←	☐		24.5267-0626.3 331333	L= 625
2.5 (HY0C, HY0N)	126	09/08→	→	☐		24.5290-0240.3 331334	L= 240
2.5 4x4 (HY0C, HY0N)	126	09/08→	→	☐		24.5290-0241.3 331335	L= 240
<b>RENAULT - LAGUNA I (B56_, 556_) 11/93→08/02</b>							
 <b>Bremssattel</b>							
1.6 16V (B568, B561)	79	11/97→03/01	←	☐; → 02/01		24.3541-1749.5 240427	TRW Ø 54 - Halter
1.8 16V (B563, B564)	88	04/98→03/01	←	☐; → 02/01		24.3541-1750.5 240428	TRW Ø 54 - Halter
1.9 dCi (B56W)	79	09/99→03/01	←				
1.9 dTi (B56J)	72	10/97→03/01	←				
2.0	80	03/99→03/01	←				
2.0 16V (556A/B)	103	09/99→03/01	←				
1.8	69	06/95→02/01	←	☐		24.3541-1741.5 240215	TRW Ø 54 - Halter
1.8	70	06/95→06/98	←	☐		24.3541-1742.5 240216	TRW Ø 54 - Halter
1.8 (B56A/B)	66	11/93→03/01	←	☐; 10/94→ 02/01		24.3541-1741.5 240215	TRW Ø 54 - Halter
			←	☐; 10/94→ 02/01		24.3541-1742.5 240216	TRW Ø 54 - Halter
1.8 (B56S/T/0)	66	08/95→03/01	←	☐; → 04/98		24.3541-1741.5 240215	TRW Ø 54 - Halter
			←	☐; → 04/98		24.3541-1742.5 240216	TRW Ø 54 - Halter
			←	☐; 05/98→ 02/01		24.3541-1749.5 240427	TRW Ø 54 - Halter
			←	☐; 05/98→ 02/01		24.3541-1750.5 240428	TRW Ø 54 - Halter
1.8 (B56Z)	69	08/95→03/01	←	☐; → 02/01		24.3541-1741.5 240215	TRW Ø 54 - Halter
2.0 (B56C/H/N)	83	11/93→03/01	←	☐; → 02/01		24.3541-1742.5 240216	TRW Ø 54 - Halter
2.2 D (B56F/2)	61	11/93→03/01	←				
2.0	84	06/95→02/01	←	☐; → 04/98		24.3541-1741.5 240215	TRW Ø 54 - Halter
			←	☐; → 04/98		24.3541-1742.5 240216	TRW Ø 54 - Halter
			←	☐; 05/98→		24.3541-1749.5 240427	TRW Ø 54 - Halter
			←	☐; 05/98→		24.3541-1750.5 240428	TRW Ø 54 - Halter
2.0 (556A)	102	09/99→02/01	←	☐		24.3541-1749.5 240427	TRW Ø 54 - Halter
			←	☐		24.3541-1750.5 240428	TRW Ø 54 - Halter
2.0 16V (B56D/M)	102	06/95→03/01	←	☐; 11/98→ 02/01		24.3541-1749.5 240427	TRW Ø 54 - Halter
			←	☐; 09/99→ 02/01		24.3541-1749.5 240427	TRW Ø 54 - Halter
↓							



**RENAULT - LAGUNA I (B56\_, 556\_) 11/93→08/02**

**Bremssattel**

2.0 16V (B56D/M)	102	06/95→03/01	←	☐; 09/99→ 02/01	24.3541-1750.5	240428	TRW Ø 54 - Halter
			←	☐; 11/98→ 02/01	24.3541-1750.5	240428	TRW Ø 54 - Halter
			←	☐; → 10/98	24.3601-1707.5	240229	TRW Ø 60 - Halter
			←	☐; → 10/98	24.3601-1708.5	240230	TRW Ø 60 - Halter
2.2 dT (B569)	83	03/96→03/01	←	☐; → 02/01	24.3601-1707.5	240229	TRW Ø 60 - Halter
3.0 (B56E/R, B565)	123	11/93→03/01	←	☐; → 02/01	24.3601-1708.5	240230	TRW Ø 60 - Halter
3.0 24V (B56V)	140	03/97→03/01	←	☐; → 02/01	24.3601-1708.5	240230	TRW Ø 60 - Halter

**Bremsschlauch**

1.6 16V (B568, B561)	79	11/97→03/01	←	→ 02/01	2	24.5111-0445.3	330504	L= 445
1.9 dCi (B56W)	79	09/99→03/01	→	☐; → 02/01	2	24.5229-0285.3	330032	L= 285
1.9 dTi (B56J)	72	10/97→03/01	→					
2.0	80	03/99→03/01	→					
2.0 16V (556A/B)	103	09/99→03/01	→					
1.8	69	06/95→02/01	←		2	24.5111-0445.3	330504	L= 445
1.8	70	06/95→06/98	→	+ ABS	2	24.5111-0150.3	330497	L= 150
			→	☐	2	24.5229-0285.3	330032	L= 285
1.8 (B56A/B)	66	11/93→03/01	←	→ 02/01	2	24.5111-0445.3	330504	L= 445
			→	→ 02/99; + ABS	2	24.5111-0150.3	330497	L= 150
			→	☐; → 02/01; - ABS	2	24.5229-0285.3	330032	L= 285
1.8 (B56S/T/0)	66	08/95→03/01	←	→ 02/01	2	24.5111-0445.3	330504	L= 445
2.2 D (B56F/2)	61	11/93→03/01	→	→ 02/01; + ABS	2	24.5111-0150.3	330497	L= 150
			→	☐; → 02/01; - ABS	2	24.5229-0285.3	330032	L= 285
1.8 (B56Z)	69	08/95→03/01	←	→ 02/01	2	24.5111-0445.3	330504	L= 445
			→	→ 02/01; + ABS	2	24.5111-0150.3	330497	L= 150
			→	☐; → 02/01	2	24.5229-0285.3	330032	L= 285
1.8 16V (B563, B564)	88	04/98→03/01	←	→ 02/01	2	24.5111-0445.3	330504	L= 445
2.0 16V (B56D/M)	102	06/95→03/01	→	→ 02/01	2	24.5111-0150.3	330497	L= 150
3.0 (B56E/R, B565)	123	11/93→03/01	→	☐; → 02/01	2	24.5229-0285.3	330032	L= 285
2.0	84	06/95→02/01	←		2	24.5111-0445.3	330504	L= 445
			→		2	24.5111-0150.3	330497	L= 150
			→	☐; 03/99→	2	24.5229-0285.3	330032	L= 285
2.0 (B56C/H/N)	83	11/93→03/01	→	→ 02/01; + ABS	2	24.5111-0150.3	330497	L= 150
			→	→ 02/99	2	24.5111-0150.3	330497	L= 150
			→	☐; → 02/01; - ABS	2	24.5229-0285.3	330032	L= 285
2.2 dT (B569)	83	03/96→03/01	←	→ 02/01	2	24.5111-0445.3	330504	L= 445
3.0 24V (B56V)	140	03/97→03/01	→	→ 02/99	2	24.5111-0150.3	330497	L= 150
			→	☐; → 02/01	2	24.5229-0285.3	330032	L= 285

**RENAULT - LAGUNA I Grandtour (K56\_) 09/95→08/02**

**Bremssattel**

1.6 16V (K568)	79	11/97→03/01	←	☐; → 02/01	24.3541-1749.5	240427	TRW Ø 54 - Halter
1.9 dCi (K56W)	79	09/99→03/01	←	☐; → 02/01	24.3541-1750.5	240428	TRW Ø 54 - Halter
1.9 dTi (K56J)	72	10/97→03/01	←				
1.8 (K56S/T/0)	66	09/95→03/01	←	☐; → 02/01	24.3541-1741.5	240215	TRW Ø 54 - Halter
			←	☐; → 04/98	24.3541-1741.5	240215	TRW Ø 54 - Halter
			←	☐; → 04/98	24.3541-1742.5	240216	TRW Ø 54 - Halter
			←	☐; → 02/01	24.3541-1742.5	240216	TRW Ø 54 - Halter
			←	☐; 05/98→ 02/01	24.3541-1749.5	240427	TRW Ø 54 - Halter
			←	☐; 05/98→ 02/01	24.3541-1750.5	240428	TRW Ø 54 - Halter
1.8 (K56Z)	69	09/95→03/01	←	☐; → 02/01	24.3541-1741.5	240215	TRW Ø 54 - Halter
2.2 D (K56F/2, S56F)	61	09/95→03/01	←	☐; → 02/01	24.3541-1742.5	240216	TRW Ø 54 - Halter
1.8 16V (K563, K564)	88	04/98→03/01	←	☐; 05/99→ 02/01	24.3541-1749.5	240427	TRW Ø 54 - Halter
			←	☐; 02/99→ 02/01	24.3541-1749.5	240427	TRW Ø 54 - Halter
			←	☐; → 02/01	24.3541-1749.5	240427	TRW Ø 54 - Halter
			←	☐; 02/99→ 02/01	24.3541-1750.5	240428	TRW Ø 54 - Halter
			←	☐; 05/99→ 02/01	24.3541-1750.5	240428	TRW Ø 54 - Halter





### RENAULT - LAGUNA I Grandtour (K56\_) 09/95→08/02

#### **Bremssattel**

1.8 16V (K563, K564)	88	04/98→03/01	←	☐; → 02/01	24.3541-1750.5	240428	TRW Ø 54 - Halter
2.0	84	10/98→01/01	←	☐	24.3541-1741.5	240215	TRW Ø 54 - Halter
			←	☐	24.3541-1742.5	240216	TRW Ø 54 - Halter
2.0 (K56C/H)	83	09/95→03/01	←	☐; → 02/01	24.3541-1741.5	240215	TRW Ø 54 - Halter
			←	☐; 11/95→ 04/98	24.3541-1741.5	240215	TRW Ø 54 - Halter
			←	☐; → 02/01	24.3541-1742.5	240216	TRW Ø 54 - Halter
			←	☐; 11/95→ 04/98	24.3541-1742.5	240216	TRW Ø 54 - Halter
			←	☐; 05/98→ 02/01	24.3541-1749.5	240427	TRW Ø 54 - Halter
			←	☐; 05/98→ 02/01	24.3541-1750.5	240428	TRW Ø 54 - Halter
2.0 16V (A56A/B)	103	09/99→03/01	←	☐; → 02/01	24.3601-1707.5	240229	TRW Ø 60 - Halter
2.2 dT (K569)	83	03/96→03/01	←	☐; → 02/01	24.3601-1708.5	240230	TRW Ø 60 - Halter
3.0 (K56R, K565)	123	02/96→03/01	←	☐; → 02/01			
3.0 24V (K56V)	140	03/97→03/01	←	☐; → 02/01			
2.0 16V (K56D/M)	102	09/95→03/01	←	☐; → 02/01	24.3601-1707.5	240229	TRW Ø 60 - Halter
			←	☐; 09/99→ 02/01	24.3601-1707.5	240229	TRW Ø 60 - Halter
			←	☐; → 02/01	24.3601-1708.5	240230	TRW Ø 60 - Halter
			←	☐; 09/99→ 02/01	24.3601-1708.5	240230	TRW Ø 60 - Halter

#### **Bremsschlauch**









1.6 16V (K568)	79	11/97→03/01	←	→ 02/01	2	24.5111-0445.3	330504	L= 445				
1.8 16V (K563, K564)	88	04/98→03/01	→	☐; → 02/01	2	24.5229-0285.3	330032	L= 285				
1.9 dCi (K56W)	79	09/99→03/01	→	☐; → 02/01								
1.9 dTi (K56J)	72	10/97→03/01	→	☐; → 02/01								
1.8 (K56S/T/0)	66	09/95→03/01	←	→ 02/01								
1.8 (K56Z)	69	09/95→03/01	→	→ 02/01; + ABS	2	24.5111-0150.3	330497	L= 150				
2.0 (K56C/H)	83	09/95→03/01	→	☐; → 02/01								
2.2 D (K56F/2, S56F)	61	09/95→03/01	→	☐; → 02/01	2	24.5229-0285.3	330032	L= 285				
2.0	84	10/98→01/01	←		2	24.5111-0445.3	330504	L= 445				
			→	+ ABS					2	24.5111-0150.3	330497	L= 150
			→	☐					2	24.5229-0285.3	330032	L= 285
2.0 16V (K56D/M)	102	09/95→03/01	←	→ 02/01	2	24.5111-0445.3	330504	L= 445				
			→	→ 02/99					2	24.5111-0150.3	330497	L= 150
			→	→ 02/01					2	24.5111-0150.3	330497	L= 150
			→	☐; → 02/01					2	24.5229-0285.3	330032	L= 285
2.2 dT (K569)	83	03/96→03/01	←	→ 02/01	2	24.5111-0445.3	330504	L= 445				
			→	→ 02/99					2	24.5111-0150.3	330497	L= 150
			→	☐; → 02/01					2	24.5229-0285.3	330032	L= 285
3.0 (K56R, K565)	123	02/96→03/01	←	→ 02/01	2	24.5111-0445.3	330504	L= 445				
			→	→ 02/01					2	24.5111-0150.3	330497	L= 150
			→	☐; → 02/01					2	24.5229-0285.3	330032	L= 285








### RENAULT - LAGUNA II (BG0/1\_) 03/01→12/07

#### **Bremssattel**








1.6	76	03/01→05/05	←	☐;	24.3571-9841.5	240501	ATE Ø 57 - Halter
1.6 16V (BG0A, BG0L)	79	03/01→05/05	←	für Bremsscheibendurchmesser [mm]: 300			
1.6 LPG	79	03/01→05/05	←	☐;	24.3571-9842.5	240502	ATE Ø 57 - Halter
1.8 16V (BG04, BG0B, BG0C, BG0V)	86	03/01→05/05	←	für Bremsscheibendurchmesser [mm]: 300			
1.8 16V (BG0B, BG0C, BG0J, BG0M, BG0V)	89	03/01→05/05	→	☐	11.9387-7001.2	220397	ATE Ø 38 - Halter
1.9 dCi (BG05)	68	03/04→05/05	→	☐	11.9387-7002.2	220398	ATE Ø 38 - Halter
1.9 dCi (BG0E)	77	06/01→05/05	→	☐			
1.9 dCi (BG0R)	74	10/01→05/05	→	☐	11.9387-7001.2	220397	ATE Ø 38 - Halter
2.0 16V (BG00, BG0W, BG0K, BG0P)	98	08/02→12/06	→	☐; → 06/07			
1.6 16V (BG1G, BG1H)	82	02/05→08/07	←	☐; → 06/07;	24.3571-9841.5	240501	ATE Ø 57 - Halter
1.8 16V (BG06, BG0J, BG0M)	85	03/01→12/07	←	für Bremsscheibendurchmesser [mm]: 300			
1.8 16V (BG0B, BG0M)	88	03/01→09/07	←	☐; → 06/07;	24.3571-9842.5	240502	ATE Ø 57 - Halter
1.9 dCi	79	03/01→09/07	←	für Bremsscheibendurchmesser [mm]: 300			
1.9 dCi	92	09/05→12/07	→	☐; → 06/07	11.9387-7001.2	220397	ATE Ø 38 - Halter
1.9 dCi (BG08, BG0G)	88	03/01→09/07	→	☐; → 06/07			
1.9 dCi (BG12)	85	09/05→12/07	→	☐; → 06/07	11.9387-7002.2	220398	ATE Ø 38 - Halter
1.9 dCi (BG1A, BG1V)	96	05/05→08/07	→	☐; → 06/07			
1.9 dCi (BG1A, BG1W)	81	01/05→08/07	↓				










	kw			 	! #				
<b>RENAULT - LAGUNA II (BG0/1_) 03/01→12/07</b>									
<b> Bremssattel</b>									
2.0 16V (BG00, BG0K, BG0P, BG0W) 2.0 16V IDE (BG0N)	99	08/02→12/07	←	☐; → 06/07; für Bremsscheibendurchmesser [mm]: 300		24.3571-9841.5	240501	ATE Ø 57 - Halter	
	103	04/01→09/07	←	☐; → 06/07; für Bremsscheibendurchmesser [mm]: 300		24.3571-9842.5	240502	ATE Ø 57 - Halter	
			→	☐; → 06/07		11.9387-7001.2	220397	ATE Ø 38 - Halter	
			→	☐; → 06/07		11.9387-7002.2	220398	ATE Ø 38 - Halter	
2.0 16V (BG03, BG0Z, BG0T, BG1Y) 2.0 16V (BG1Y) 2.0 dCi (BG14, BG1S) 3.0 V6 24V (BG01, BG02, BG0D, BG0Y)	125	01/05→09/07	←	☐; → 06/07		24.3601-9787.5	240505	ATE Ø 60 - Halter	
	150	01/05→09/07	←	☐; → 06/07		24.3601-9788.5	240506	ATE Ø 60 - Halter	
	127	01/06→08/07	→	☐; → 06/07		11.9387-7001.2	220397	ATE Ø 38 - Halter	
	152	03/01→08/07	→	☐; → 06/07		11.9387-7002.2	220398	ATE Ø 38 - Halter	
2.0 16V Turbo (BG0S, BG1L, BG1M) 2.0 dCi (BG1T) 2.9 V6 24V	120	01/03→03/05	←	☐		24.3601-9787.5	240505	ATE Ø 60 - Halter	
	110	08/05→08/06	←	☐		24.3601-9788.5	240506	ATE Ø 60 - Halter	
	155	03/01→08/07	→	☐		11.9387-7001.2	220397	ATE Ø 38 - Halter	
2.2 dCi	102	05/05→08/07	←	☐; → 06/07		24.3571-9841.5	240501	ATE Ø 57 - Halter	
			←	☐; → 06/07		24.3571-9842.5	240502	ATE Ø 57 - Halter	
			→	☐; → 06/07		11.9387-7001.2	220397	ATE Ø 38 - Halter	
			→	☐; → 06/07		11.9387-7002.2	220398	ATE Ø 38 - Halter	
2.2 dCi (BG09)	85	04/04→10/05	←	☐		24.3571-9841.5	240501	ATE Ø 57 - Halter	
						24.3601-9787.5	240505	ATE Ø 60 - Halter	
			←	☐		24.3571-9842.5	240502	ATE Ø 57 - Halter	
						24.3601-9788.5	240506	ATE Ø 60 - Halter	
			→	☐		11.9387-7001.2	220397	ATE Ø 38 - Halter	
2.2 dCi (BG0F)	110	10/01→08/06	←	☐; → 11/01		24.3571-9841.5	240501	ATE Ø 57 - Halter	
			←	☐; 05/05→		24.3571-9841.5	240501	ATE Ø 57 - Halter	
			←	☐; → 11/01		24.3571-9842.5	240502	ATE Ø 57 - Halter	
			←	☐; 05/05→		24.3571-9842.5	240502	ATE Ø 57 - Halter	
			←	☐; 12/01→ 04/05		24.3601-9787.5	240505	ATE Ø 60 - Halter	
			←	☐; 12/01→ 04/05		24.3601-9788.5	240506	ATE Ø 60 - Halter	
			→	☐		11.9387-7001.2	220397	ATE Ø 38 - Halter	
			→	☐		11.9387-7002.2	220398	ATE Ø 38 - Halter	
<b>Halter, Bremssattel</b>									
1.6 1.6 16V (BG0A, BG0L) 1.6 LPG 1.8 16V (BG04, BG0B, BG0C, BG0V) 1.8 16V (BG0B, BG0C, BG0J, BG0M, BG0V) 1.9 dCi (BG05) 1.9 dCi (BG0E) 1.9 dCi (BG0R) 2.0 16V (BG00, BG0W, BG0K, BG0P) 2.0 16V Turbo (BG0S, BG1L, BG1M) 2.0 dCi (BG1T) 2.2 dCi (BG09) 2.2 dCi (BG0F) 2.9 V6 24V	76	03/01→05/05	→			11.8170-0872.1	260121	ATE	
	79	03/01→05/05							
	79	03/01→05/05							
	86	03/01→05/05							
	89	03/01→05/05							
	68	03/04→05/05							
	77	06/01→05/05							
	74	10/01→05/05							
	98	08/02→12/06							
	120	01/03→03/05							
	110	08/05→08/06							
	85	04/04→10/05							
	110	10/01→08/06							
	155	03/01→08/07							
	1.6 16V (BG1G, BG1H) 1.8 16V (BG06, BG0J, BG0M) 1.8 16V (BG0B, BG0M) 1.9 dCi 1.9 dCi 1.9 dCi (BG08, BG0G) 1.9 dCi (BG12) 1.9 dCi (BG1A, BG1V) 1.9 dCi (BG1A, BG1W) 2.0 16V (BG00, BG0K, BG0P, BG0W) ↓	82	02/05→08/07	→	→ 06/07		11.8170-0872.1	260121	ATE
85		03/01→12/07							
88		03/01→09/07							
79		03/01→09/07							
92		09/05→12/07							
88		03/01→09/07							
85		09/05→12/07							
96		05/05→08/07							
81		01/05→08/07							
99		08/02→12/07							








	kW			 	! #		
<b>RENAULT - LAGUNA II (BG0/1_) 03/01→12/07</b>							
<b>Halter, Bremsattel</b>							
2.0 16V (BG03, BG0Z, BG0T, BG1Y)	125	01/05→09/07	➔	→ 06/07		11.8170-0872.1 260121	ATE
2.0 16V (BG1Y)	150	01/05→09/07					
2.0 16V IDE (BG0N)	103	04/01→09/07					
2.0 dCi (BG14, BG1S)	127	01/06→08/07					
2.2 dCi	102	05/05→08/07					
3.0 V6 24V (BG01, BG02, BG0D, BG0Y)	152	03/01→08/07					
<b>Feder, Bremsattel</b>							
1.6	76	03/01→05/05	➔		2	11.8116-0301.1 390610	ATE
1.6 16V (BG0A, BG0L)	79	03/01→05/05					
1.6 LPG	79	03/01→05/05	➔		2	11.8116-0340.1 390595	ATE
1.8 16V (BG04, BG0B, BG0C, BG0V)	86	03/01→05/05					
1.8 16V (BG0B, BG0C, BG0J, BG0M, BG0V)	89	03/01→05/05					
1.9 dCi (BG05)	68	03/04→05/05					
1.9 dCi (BG0E)	77	06/01→05/05					
1.9 dCi (BG0R)	74	10/01→05/05					
2.0 16V (BG00, BG0W, BG0K, BG0P)	98	08/02→12/06					
2.0 16V Turbo (BG0S, BG1L, BG1M)	120	01/03→03/05					
2.0 dCi (BG1T)	110	08/05→08/06					
2.2 dCi (BG09)	85	04/04→10/05					
2.9 V6 24V	155	03/01→08/07					
1.6 16V (BG1G, BG1H)	82	02/05→08/07	➔	→ 06/07	2	11.8116-0301.1 390610	ATE
1.8 16V (BG06, BG0J, BG0M)	85	03/01→12/07	➔	→ 06/07	2	11.8116-0340.1 390595	ATE
1.8 16V (BG0B, BG0M)	88	03/01→09/07					
1.9 dCi	79	03/01→09/07					
1.9 dCi	92	09/05→12/07					
1.9 dCi (BG08, BG0G)	88	03/01→09/07					
1.9 dCi (BG12)	85	09/05→12/07					
1.9 dCi (BG1A, BG1V)	96	05/05→08/07					
1.9 dCi (BG1A, BG1W)	81	01/05→08/07					
2.0 16V (BG00, BG0K, BG0P, BG0W)	99	08/02→12/07					
2.0 16V (BG03, BG0Z, BG0T, BG1Y)	125	01/05→09/07					
2.0 16V (BG1Y)	150	01/05→09/07					
2.0 16V IDE (BG0N)	103	04/01→09/07					
2.0 dCi (BG14, BG1S)	127	01/06→08/07					
2.2 dCi	102	05/05→08/07					
3.0 V6 24V (BG01, BG02, BG0D, BG0Y)	152	03/01→08/07					
2.2 dCi (BG0F)	110	10/01→08/06	➔	→ 11/01	2	11.8116-0301.1 390610	ATE
			➔	12/01→ 04/05	2	11.8116-0301.1 390610	ATE
			➔	05/05→	2	11.8116-0301.1 390610	ATE
			➔		2	11.8116-0340.1 390595	ATE
<b>Führungshülzensatz, Bremsattel</b>							
1.6	76	03/01→05/05	➔			11.0101-5407.2 260011	ATE
1.6 16V (BG0A, BG0L)	79	03/01→05/05					
1.6 LPG	79	03/01→05/05					
1.8 16V (BG04, BG0B, BG0C, BG0V)	86	03/01→05/05					
1.8 16V (BG0B, BG0C, BG0J, BG0M, BG0V)	89	03/01→05/05					
1.9 dCi (BG05)	68	03/04→05/05					
1.9 dCi (BG0E)	77	06/01→05/05					
1.9 dCi (BG0R)	74	10/01→05/05					
2.0 16V (BG00, BG0W, BG0K, BG0P)	98	08/02→12/06					
2.0 16V Turbo (BG0S, BG1L, BG1M)	120	01/03→03/05					
2.0 dCi (BG1T)	110	08/05→08/06					
2.2 dCi (BG09)	85	04/04→10/05					
2.9 V6 24V	155	03/01→08/07					
1.6 16V (BG1G, BG1H)	82	02/05→08/07	➔	→ 06/07		11.0101-5407.2 260011	ATE
1.8 16V (BG06, BG0J, BG0M)	85	03/01→12/07					
1.8 16V (BG0B, BG0M)	88	03/01→09/07					
1.9 dCi	79	03/01→09/07					
1.9 dCi	92	09/05→12/07					
1.9 dCi (BG08, BG0G)	88	03/01→09/07					
1.9 dCi (BG12)	85	09/05→12/07					
1.9 dCi (BG1A, BG1V)	96	05/05→08/07					
1.9 dCi (BG1A, BG1W)	81	01/05→08/07					
↓							










	kW			 	! #		
<b>RENAULT - LAGUNA II (BG0/1_) 03/01→12/07</b>							
<b>Führungshülzensatz, Bremsattel</b>							
2.0 16V (BG00, BG0K, BG0P, BG0W)	99	08/02→12/07	←	→ 06/07		11.0101-5407.2 260011	ATE
2.0 16V (BG03, BG0Z, BG0T, BG1Y)	125	01/05→09/07					
2.0 16V (BG1Y)	150	01/05→09/07					
2.0 16V IDE (BG0N)	103	04/01→09/07					
2.0 dCi (BG14, BG1S)	127	01/06→08/07					
2.2 dCi	102	05/05→08/07					
3.0 V6 24V (BG01, BG02, BG0D, BG0Y)	152	03/01→08/07					
2.2 dCi (BG0F)	110	10/01→08/06	←	→ 11/01		11.0101-5407.2 260011	ATE
			←	12/01→ 04/05		11.0101-5407.2 260011	ATE
			←	05/05→		11.0101-5407.2 260011	ATE
<b>Führungsbolzen, Bremsattel</b>							
1.6	76	03/01→05/05	←			11.8171-0008.1 990049	ATE
1.6 16V (BG0A, BG0L)	79	03/01→05/05					
1.6 LPG	79	03/01→05/05					
1.8 16V (BG04, BG0B, BG0C, BG0V)	86	03/01→05/05					
1.8 16V (BG0B, BG0C, BG0J, BG0M, BG0V)	89	03/01→05/05					
1.9 dCi (BG05)	68	03/04→05/05					
1.9 dCi (BG0E)	77	06/01→05/05					
1.9 dCi (BG0R)	74	10/01→05/05					
2.0 16V (BG00, BG0W, BG0K, BG0P)	98	08/02→12/06					
2.0 16V Turbo (BG0S, BG1L, BG1M)	120	01/03→03/05					
2.0 dCi (BG1T)	110	08/05→08/06					
2.2 dCi (BG09)	85	04/04→10/05					
2.9 V6 24V	155	03/01→08/07					
1.6 16V (BG1G, BG1H)	82	02/05→08/07	←	→ 06/07		11.8171-0008.1 990049	ATE
1.8 16V (BG06, BG0J, BG0M)	85	03/01→12/07					
1.8 16V (BG0B, BG0M)	88	03/01→09/07					
1.9 dCi	79	03/01→09/07					
1.9 dCi	92	09/05→12/07					
1.9 dCi (BG08, BG0G)	88	03/01→09/07					
1.9 dCi (BG12)	85	09/05→12/07					
1.9 dCi (BG1A, BG1V)	96	05/05→08/07					
1.9 dCi (BG1A, BG1W)	81	01/05→08/07					
2.0 16V (BG00, BG0K, BG0P, BG0W)	99	08/02→12/07					
2.0 16V (BG03, BG0Z, BG0T, BG1Y)	125	01/05→09/07					
2.0 16V (BG1Y)	150	01/05→09/07					
2.0 16V IDE (BG0N)	103	04/01→09/07					
2.0 dCi (BG14, BG1S)	127	01/06→08/07					
2.2 dCi	102	05/05→08/07					
3.0 V6 24V (BG01, BG02, BG0D, BG0Y)	152	03/01→08/07					
2.2 dCi (BG0F)	110	10/01→08/06	←	→ 11/01		11.8171-0008.1 990049	ATE
			←	12/01→ 04/05		11.8171-0008.1 990049	ATE
			←	05/05→		11.8171-0008.1 990049	ATE
<b>Dichtungssatz, Bremsattel</b>							
2.0 16V (BG03, BG0Z, BG0T, BG1Y)	125	01/05→09/07	←	→ 06/07		11.0441-6008.2 250038	ATE für Kolben-Ø [mm]: 60
2.0 16V (BG1Y)	150	01/05→09/07					
2.0 dCi (BG14, BG1S)	127	01/06→08/07					
3.0 V6 24V (BG01, BG02, BG0D, BG0Y)	152	03/01→08/07					
2.0 16V Turbo (BG0S, BG1L, BG1M)	120	01/03→03/05	←			11.0441-6008.2 250038	ATE für Kolben-Ø [mm]: 60
2.0 dCi (BG1T)	110	08/05→08/06					
2.2 dCi (BG09)	85	04/04→10/05					
2.9 V6 24V	155	03/01→08/07					
2.2 dCi (BG0F)	110	10/01→08/06	←	12/01→ 04/05		11.0441-6008.2 250038	ATE für Kolben-Ø [mm]: 60
<b>Bremsschlauch</b>							
1.6	76	03/01→05/05	←		2	24.5252-0390.3 330702	L= 390
1.6 16V (BG0A, BG0L)	79	03/01→05/05					
1.6 LPG	79	03/01→05/05	→		2	24.5251-0185.3 330701	L= 185
1.8 16V (BG04, BG0B, BG0C, BG0V)	86	03/01→05/05					
1.8 16V (BG0B, BG0C, BG0J, BG0M, BG0V)	89	03/01→05/05					
↓							

	kW			 	! #		
<b>RENAULT - LAGUNA II (BG0/1_) 03/01→12/07</b>							
<b>Bremsschlauch</b>							
1.9 dCi (BG05)	68	03/04→05/05	←		2	24.5252-0390.3 330702	L= 390
1.9 dCi (BG0E)	77	06/01→05/05	→		2	24.5251-0185.3 330701	L= 185
1.9 dCi (BG0R)	74	10/01→05/05					
2.0 16V (BG00, BG0W, BG0K, BG0P)	98	08/02→12/06					
2.0 16V Turbo (BG0S, BG1L, BG1M)	120	01/03→03/05					
2.0 dCi (BG1T)	110	08/05→08/06					
2.2 dCi (BG09)	85	04/04→10/05					
2.2 dCi (BG0F)	110	10/01→08/06					
2.9 V6 24V	155	03/01→08/07					
1.6 16V (BG1G, BG1H)	82	02/05→08/07	←	→ 06/07	2	24.5252-0390.3 330702	L= 390
1.8 16V (BG06, BG0J, BG0M)	85	03/01→12/07	→	→ 06/07	2	24.5251-0185.3 330701	L= 185
1.8 16V (BG0B, BG0M)	88	03/01→09/07					
1.9 dCi	79	03/01→09/07					
1.9 dCi	92	09/05→12/07					
1.9 dCi (BG08, BG0G)	88	03/01→09/07					
1.9 dCi (BG12)	85	09/05→12/07					
1.9 dCi (BG1A, BG1V)	96	05/05→08/07					
1.9 dCi (BG1A, BG1W)	81	01/05→08/07					
2.0 16V (BG00, BG0K, BG0P, BG0W)	99	08/02→12/07					
2.0 16V (BG03, BG0Z, BG0T, BG1Y)	125	01/05→09/07					
2.0 16V (BG1Y)	150	01/05→09/07					
2.0 16V IDE (BG0N)	103	04/01→09/07					
2.0 dCi (BG14, BG1S)	127	01/06→08/07					
2.2 dCi	102	05/05→08/07					
3.0 V6 24V (BG01, BG02, BG0D, BG0Y)	152	03/01→08/07					
<b>RENAULT - LAGUNA II Grandtour (KG0/1_) 03/01→12/07</b>							
<b>Bremssattel</b>							
1.6	76	03/01→10/05	←	☐; für Bremsscheibendurchmesser [mm]: 300		24.3571-9841.5 240501	ATE Ø 57 - Halter
1.6 FlexFuel	76	06/01→10/03					
1.8 16V	86	03/01→05/05					
1.8 16V	89	03/01→05/05	←	☐; für Bremsscheibendurchmesser [mm]: 300		24.3571-9842.5 240502	ATE Ø 57 - Halter
1.8 16V (KG0B, KG0M)	88	03/01→05/05					
1.8 16V (KG0J)	85	03/01→05/05					
1.9 dCi (KG05)	68	03/04→05/05					
1.9 dCi (KG0E, KG0R)	74	10/01→05/05	→	☐		11.9387-7001.2 220397	ATE Ø 38 - Halter
1.9 dCi (KG0E)	77	06/01→05/05	→	☐		11.9387-7002.2 220398	ATE Ø 38 - Halter
2.0 Flex	95	09/02→05/05					
2.0 Flex	97	09/02→05/05					
1.6 16V	82	02/05→08/07	←	☐; → 06/07; für Bremsscheibendurchmesser [mm]: 300		24.3571-9841.5 240501	ATE Ø 57 - Halter
1.6 16V (KG0A, KG0L)	79	03/01→12/07					
1.6 Bifuel	79	06/05→12/07					
1.9 dCi	79	03/01→12/07	←	☐; → 06/07; für Bremsscheibendurchmesser [mm]: 300		24.3571-9842.5 240502	ATE Ø 57 - Halter
1.9 dCi	92	09/05→12/07					
1.9 dCi (KG0G)	88	03/01→09/07					
1.9 dCi (KG12)	85	08/05→09/07					
1.9 dCi (KG1A, KG1W)	81	01/05→12/07	→	☐; → 06/07		11.9387-7001.2 220397	ATE Ø 38 - Halter
1.9 dCi (KG1V)	96	05/05→12/07	→	☐; → 06/07		11.9387-7002.2 220398	ATE Ø 38 - Halter
2.0 16V (KG00, KG0K, KG0W, KG0P)	98	10/04→09/07					
2.0 16V (KG00, KG0K, KG0W, KG0P)	99	08/02→12/07					
2.0 16V IDE (KG0N)	103	04/01→09/07					
1.9 dCi	66	08/03→09/07	←	☐; 03/04→ 06/07; für Bremsscheibendurchmesser [mm]: 300		24.3571-9841.5 240501	ATE Ø 57 - Halter
			←	☐; 03/04→ 06/07; für Bremsscheibendurchmesser [mm]: 300		24.3571-9842.5 240502	ATE Ø 57 - Halter
			→	☐; 03/04→ 06/07		11.9387-7001.2 220397	ATE Ø 38 - Halter
			→	☐; 03/04→ 06/07		11.9387-7002.2 220398	ATE Ø 38 - Halter
2.0 16V (KG03, KG0Z, KG0T, KG1Y)	125	01/05→09/07	←	☐; → 06/07		24.3601-9787.5 240505	ATE Ø 60 - Halter
2.0 16V (KG1Y)	150	01/05→09/07	←	☐; → 06/07		24.3601-9788.5 240506	ATE Ø 60 - Halter
2.0 dCi (KG1S)	127	01/06→12/07	→	☐; → 06/07		11.9387-7001.2 220397	ATE Ø 38 - Halter
3.0 V6 24V (KG0D)	152	03/01→12/07	→	☐; → 06/07		11.9387-7002.2 220398	ATE Ø 38 - Halter
2.0 16V Turbo (KG0S, KG1L, KG03)	120	01/03→08/05	←	☐		24.3601-9787.5 240505	ATE Ø 60 - Halter
			←	☐		24.3601-9788.5 240506	ATE Ø 60 - Halter
			→	☐		11.9387-7001.2 220397	ATE Ø 38 - Halter
			→	☐		11.9387-7002.2 220398	ATE Ø 38 - Halter
↓							

















	kw			 	! #			
<b>RENAULT - LAGUNA II Grandtour (KG0/1_) 03/01→12/07</b>								
<b>Bremssattel</b>								
2.0 dCi (KG1T)	110	08/05→08/06	←	☐; passend für Felgengröße [Zoll]: 16	24.3571-9841.5	240501	ATE Ø 57 - Halter	
			←	☐; passend für Felgengröße [Zoll]: 16	24.3571-9842.5	240502	ATE Ø 57 - Halter	
			←	☐	24.3601-9787.5	240505	ATE Ø 60 - Halter	
			←	☐	24.3601-9788.5	240506	ATE Ø 60 - Halter	
			→	☐	11.9387-7001.2	220397	ATE Ø 38 - Halter	
			→	☐	11.9387-7002.2	220398	ATE Ø 38 - Halter	
2.2 dCi	102	05/05→12/07	←	☐; → 06/07	24.3571-9841.5	240501	ATE Ø 57 - Halter	
			←	☐; → 06/07	24.3571-9842.5	240502	ATE Ø 57 - Halter	
			→	☐; → 06/07	11.9387-7001.2	220397	ATE Ø 38 - Halter	
			→	☐; → 06/07	11.9387-7002.2	220398	ATE Ø 38 - Halter	
2.2 dCi (KG09)	85	04/04→10/05	←	☐	24.3571-9841.5	240501	ATE Ø 57 - Halter	
			←	☐	24.3571-9842.5	240502	ATE Ø 57 - Halter	
			→	☐	11.9387-7001.2	220397	ATE Ø 38 - Halter	
			→	☐	11.9387-7002.2	220398	ATE Ø 38 - Halter	
2.2 dCi (KG0F)	110	10/01→08/06	←	☐; → 11/01	24.3571-9841.5	240501	ATE Ø 57 - Halter	
			←	☐; 05/05→	24.3571-9841.5	240501	ATE Ø 57 - Halter	
			←	☐; → 11/01	24.3571-9842.5	240502	ATE Ø 57 - Halter	
			←	☐; 05/05→	24.3571-9842.5	240502	ATE Ø 57 - Halter	
			←	☐; 12/01→ 04/05	24.3601-9787.5	240505	ATE Ø 60 - Halter	
			←	☐; 12/01→ 04/05	24.3601-9788.5	240506	ATE Ø 60 - Halter	
			→	☐	11.9387-7001.2	220397	ATE Ø 38 - Halter	
			→	☐	11.9387-7002.2	220398	ATE Ø 38 - Halter	
<b>Halter, Bremssattel</b>								
1.6	76	03/01→10/05	→		11.8170-0872.1	260121	ATE	
1.6 FlexFuel	76	06/01→10/03						
1.8 16V	86	03/01→05/05						
1.8 16V	89	03/01→05/05						
1.8 16V (KG0B, KG0M)	88	03/01→05/05						
1.8 16V (KG0J)	85	03/01→05/05						
1.9 dCi (KG05)	68	03/04→05/05						
1.9 dCi (KG0E, KG0R)	74	10/01→05/05						
1.9 dCi (KG0E)	77	06/01→05/05						
2.0 16V Turbo (KG0S, KG1L, KG03)	120	01/03→08/05						
2.0 dCi (KG1T)	110	08/05→08/06						
2.0 Flex	95	09/02→05/05						
2.0 Flex	97	09/02→05/05						
2.2 dCi (KG09)	85	04/04→10/05						
2.2 dCi (KG0F)	110	10/01→08/06						
1.6 16V	82	02/05→08/07	→	→ 06/07	11.8170-0872.1	260121	ATE	
1.6 16V (KG0A, KG0L)	79	03/01→12/07						
1.6 Bifuel	79	06/05→12/07						
1.9 dCi	79	03/01→12/07						
1.9 dCi	92	09/05→12/07						
1.9 dCi (KG0G)	88	03/01→09/07						
1.9 dCi (KG12)	85	08/05→09/07						
1.9 dCi (KG1A, KG1W)	81	01/05→12/07						
1.9 dCi (KG1V)	96	05/05→12/07						
2.0 16V (KG00, KG0K, KG0W, KG0P)	98	10/04→09/07						
2.0 16V (KG00, KG0K, KG0W, KG0P)	99	08/02→12/07						
2.0 16V (KG03, KG0Z, KG0T, KG1Y)	125	01/05→09/07						
2.0 16V (KG1Y)	150	01/05→09/07						
2.0 16V IDE (KG0N)	103	04/01→09/07						
2.0 dCi (KG1S)	127	01/06→12/07						
2.2 dCi	102	05/05→12/07						
3.0 V6 24V (KG0D)	152	03/01→12/07						
1.9 dCi	66	08/03→09/07	→	03/04→ 06/07	11.8170-0872.1	260121	ATE	
<b>Feder, Bremssattel</b>								
1.6	76	03/01→10/05	←		2	11.8116-0301.1	390610	ATE
1.6 FlexFuel	76	06/01→10/03						
1.8 16V	86	03/01→05/05	→		2	11.8116-0340.1	390595	ATE
1.8 16V	89	03/01→05/05						
1.8 16V (KG0B, KG0M)	88	03/01→05/05						
1.8 16V (KG0J)	85	03/01→05/05						
↓								

	kW			 	! #		
<b>RENAULT - LAGUNA II Grandtour (KG0/1_) 03/01→12/07</b>							
<b>Feder, Bremssattel</b>							
1.9 dCi (KG05)	68	03/04→05/05	←		2	11.8116-0301.1 390610	ATE
1.9 dCi (KG0E, KG0R)	74	10/01→05/05					
1.9 dCi (KG0E)	77	06/01→05/05	→		2	11.8116-0340.1 390595	ATE
2.0 16V Turbo (KG0S, KG1L, KG03)	120	01/03→08/05					
2.0 Flex	95	09/02→05/05					
2.0 Flex	97	09/02→05/05					
2.2 dCi (KG09)	85	04/04→10/05					
1.6 16V	82	02/05→08/07	←	→ 06/07	2	11.8116-0301.1 390610	ATE
1.6 16V (KG0A, KG0L)	79	03/01→12/07					
1.6 Bifuel	79	06/05→12/07	→	→ 06/07	2	11.8116-0340.1 390595	ATE
1.9 dCi	79	03/01→12/07					
1.9 dCi	92	09/05→12/07					
1.9 dCi (KG0G)	88	03/01→09/07					
1.9 dCi (KG12)	85	08/05→09/07					
1.9 dCi (KG1A, KG1W)	81	01/05→12/07					
1.9 dCi (KG1V)	96	05/05→12/07					
2.0 16V (KG00, KG0K, KG0W, KG0P)	98	10/04→09/07					
2.0 16V (KG00, KG0K, KG0W, KG0P)	99	08/02→12/07					
2.0 16V (KG03, KG0Z, KG0T, KG1Y)	125	01/05→09/07					
2.0 16V (KG1Y)	150	01/05→09/07					
2.0 16V IDE (KG0N)	103	04/01→09/07					
2.0 dCi (KG1S)	127	01/06→12/07					
2.2 dCi	102	05/05→12/07					
3.0 V6 24V (KG0D)	152	03/01→12/07					
1.9 dCi	66	08/03→09/07	←	03/04→ 06/07	2	11.8116-0301.1 390610	ATE
			→	03/04→ 06/07	2	11.8116-0340.1 390595	ATE
2.0 dCi (KG1T)	110	08/05→08/06	←		2	11.8116-0301.1 390610	ATE
			←	passend für Felgenreöße [Zoll]: 16	2	11.8116-0301.1 390610	ATE
			→		2	11.8116-0340.1 390595	ATE
2.2 dCi (KG0F)	110	10/01→08/06	←	→ 11/01	2	11.8116-0301.1 390610	ATE
			←	12/01→ 04/05	2	11.8116-0301.1 390610	ATE
			←	05/05→	2	11.8116-0301.1 390610	ATE
			→		2	11.8116-0340.1 390595	ATE
<b>Führungshülzensatz, Bremssattel</b>							
1.6	76	03/01→10/05	←			11.0101-5407.2 260011	ATE
1.6 FlexFuel	76	06/01→10/03					
1.8 16V	86	03/01→05/05					
1.8 16V	89	03/01→05/05					
1.8 16V (KG0B, KG0M)	88	03/01→05/05					
1.8 16V (KG0J)	85	03/01→05/05					
1.9 dCi (KG05)	68	03/04→05/05					
1.9 dCi (KG0E, KG0R)	74	10/01→05/05					
1.9 dCi (KG0E)	77	06/01→05/05					
2.0 16V Turbo (KG0S, KG1L, KG03)	120	01/03→08/05					
2.0 Flex	95	09/02→05/05					
2.0 Flex	97	09/02→05/05					
2.2 dCi (KG09)	85	04/04→10/05					
1.6 16V	82	02/05→08/07	←	→ 06/07		11.0101-5407.2 260011	ATE
1.6 16V (KG0A, KG0L)	79	03/01→12/07					
1.6 Bifuel	79	06/05→12/07					
1.9 dCi	79	03/01→12/07					
1.9 dCi	92	09/05→12/07					
1.9 dCi (KG0G)	88	03/01→09/07					
1.9 dCi (KG12)	85	08/05→09/07					
1.9 dCi (KG1A, KG1W)	81	01/05→12/07					
1.9 dCi (KG1V)	96	05/05→12/07					
2.0 16V (KG00, KG0K, KG0W, KG0P)	98	10/04→09/07					
2.0 16V (KG00, KG0K, KG0W, KG0P)	99	08/02→12/07					
2.0 16V (KG03, KG0Z, KG0T, KG1Y)	125	01/05→09/07					
2.0 16V (KG1Y)	150	01/05→09/07					
2.0 16V IDE (KG0N)	103	04/01→09/07					
2.0 dCi (KG1S)	127	01/06→12/07					
2.2 dCi	102	05/05→12/07					
3.0 V6 24V (KG0D)	152	03/01→12/07					
1.9 dCi	66	08/03→09/07	←	03/04→ 06/07		11.0101-5407.2 260011	ATE
2.0 dCi (KG1T)	110	08/05→08/06	←			11.0101-5407.2 260011	ATE
			←	passend für Felgenreöße [Zoll]: 16		11.0101-5407.2 260011	ATE
↓							





	kw					! #		
<b>RENAULT - LAGUNA II Grandtour (KG0/1_) 03/01→12/07</b>								
<b>Führungshülzensatz, Bremssattel</b>								
2.2 dCi (KG0F)	110	10/01→08/06	←	→ 11/01			11.0101-5407.2 260011	ATE
			←	12/01→ 04/05			11.0101-5407.2 260011	ATE
			←	05/05→			11.0101-5407.2 260011	ATE
<b>Führungsbolzen, Bremssattel</b>								
1.6	76	03/01→10/05					11.8171-0008.1 990049	ATE
1.6 FlexFuel	76	06/01→10/03						
1.8 16V	86	03/01→05/05						
1.8 16V	89	03/01→05/05						
1.8 16V (KG0B, KG0M)	88	03/01→05/05						
1.8 16V (KG0J)	85	03/01→05/05						
1.9 dCi (KG05)	68	03/04→05/05						
1.9 dCi (KG0E, KG0R)	74	10/01→05/05						
1.9 dCi (KG0E)	77	06/01→05/05						
2.0 16V Turbo (KG0S, KG1L, KG03)	120	01/03→08/05						
2.0 Flex	95	09/02→05/05						
2.0 Flex	97	09/02→05/05						
2.2 dCi (KG09)	85	04/04→10/05						
1.6 16V	82	02/05→08/07		→ 06/07			11.8171-0008.1 990049	ATE
1.6 16V (KG0A, KG0L)	79	03/01→12/07						
1.6 Bifuel	79	06/05→12/07						
1.9 dCi	79	03/01→12/07						
1.9 dCi	92	09/05→12/07						
1.9 dCi (KG0G)	88	03/01→09/07						
1.9 dCi (KG12)	85	08/05→09/07						
1.9 dCi (KG1A, KG1W)	81	01/05→12/07						
1.9 dCi (KG1V)	96	05/05→12/07						
2.0 16V (KG00, KG0K, KG0W, KG0P)	98	10/04→09/07						
2.0 16V (KG00, KG0K, KG0W, KG0P)	99	08/02→12/07						
2.0 16V (KG03, KG0Z, KG0T, KG1Y)	125	01/05→09/07						
2.0 16V (KG1Y)	150	01/05→09/07						
2.0 16V IDE (KG0N)	103	04/01→09/07						
2.0 dCi (KG1S)	127	01/06→12/07						
2.2 dCi	102	05/05→12/07						
3.0 V6 24V (KG0D)	152	03/01→12/07						
1.9 dCi	66	08/03→09/07		03/04→ 06/07			11.8171-0008.1 990049	ATE
2.0 dCi (KG1T)	110	08/05→08/06		passend für Felgengröße [Zoll]: 16			11.8171-0008.1 990049	ATE
							11.8171-0008.1 990049	ATE
2.2 dCi (KG0F)	110	10/01→08/06		12/01→ 04/05			11.8171-0008.1 990049	ATE
				→ 11/01			11.8171-0008.1 990049	ATE
				05/05→			11.8171-0008.1 990049	ATE
<b>Dichtungssatz, Bremssattel</b>								
2.0 16V (KG03, KG0Z, KG0T, KG1Y)	125	01/05→09/07	←	→ 06/07			11.0441-6008.2 250038	ATE für Kolben-Ø [mm]: 60
2.0 16V (KG1Y)	150	01/05→09/07						
2.0 dCi (KG1S)	127	01/06→12/07						
3.0 V6 24V (KG0D)	152	03/01→12/07						
2.0 16V Turbo (KG0S, KG1L, KG03)	120	01/03→08/05	←				11.0441-6008.2 250038	ATE für Kolben-Ø [mm]: 60
2.0 dCi (KG1T)	110	08/05→08/06						
2.2 dCi (KG0F)	110	10/01→08/06	←	12/01→ 04/05			11.0441-6008.2 250038	ATE für Kolben-Ø [mm]: 60
<b>Bremsschlauch</b>								
1.6	76	03/01→10/05	←		2	24.5252-0390.3 330702	L= 390	
1.6 FlexFuel	76	06/01→10/03						
1.8 16V	86	03/01→05/05	→		2	24.5251-0185.3 330701	L= 185	
1.8 16V	89	03/01→05/05						
1.8 16V (KG0B, KG0M)	88	03/01→05/05						
1.8 16V (KG0J)	85	03/01→05/05						
1.9 dCi (KG05)	68	03/04→05/05						
1.9 dCi (KG0E, KG0R)	74	10/01→05/05						
1.9 dCi (KG0E)	77	06/01→05/05						
2.0 16V Turbo (KG0S, KG1L, KG03)	120	01/03→08/05						
2.0 dCi (KG1T)	110	08/05→08/06						
2.0 Flex	95	09/02→05/05						
2.0 Flex	97	09/02→05/05						
2.2 dCi (KG09)	85	04/04→10/05						
2.2 dCi (KG0F)	110	10/01→08/06						
1.6 16V	82	02/05→08/07	←	→ 06/07	2	24.5252-0390.3 330702	L= 390	
1.6 16V (KG0A, KG0L)	79	03/01→12/07						
1.6 Bifuel	79	06/05→12/07	→	→ 06/07	2	24.5251-0185.3 330701	L= 185	
↓								

	kW					! #		
<b>RENAULT - LAGUNA II Grandtour (KG0/1_) 03/01→12/07</b>								
<b>Bremsschlauch</b>								
1.9 dCi	79	03/01→12/07	←	→ 06/07	2	24.5252-0390.3	330702	L= 390
1.9 dCi	92	09/05→12/07	→	→ 06/07	2	24.5251-0185.3	330701	L= 185
1.9 dCi (KG0G)	88	03/01→09/07						
1.9 dCi (KG12)	85	08/05→09/07						
1.9 dCi (KG1A, KG1W)	81	01/05→12/07						
1.9 dCi (KG1V)	96	05/05→12/07						
2.0 16V (KG00, KG0K, KG0W, KG0P)	98	10/04→09/07						
2.0 16V (KG00, KG0K, KG0W, KG0P)	99	08/02→12/07						
2.0 16V (KG03, KG0Z, KG0T, KG1Y)	125	01/05→09/07						
2.0 16V (KG1Y)	150	01/05→09/07						
2.0 16V IDE (KG0N)	103	04/01→09/07						
2.0 dCi (KG1S)	127	01/06→12/07						
2.2 dCi	102	05/05→12/07						
3.0 V6 24V (KG0D)	152	03/01→12/07						
1.9 dCi	66	08/03→09/07						
			→	03/04→ 06/07	2	24.5251-0185.3	330701	L= 185
<b>RENAULT - LAGUNA III (BT0/1) 10/07→12/15</b>								
<b>Bremssattel</b>								
1.5 dCi (BT00, BT0A, BT0T, BT1J)	81	10/07→12/15	←	☐		11.9571-9757.2	220857	ATE Ø 57 - Halter
1.6 16V (BT04, BT0D, BT0U)	81	10/07→12/15	←	☐		11.9571-9758.2	220858	ATE Ø 57 - Halter
			→	☐		11.9387-7027.2	220893	ATE Ø 38 - Halter
			→	☐		11.9387-7028.2	220894	ATE Ø 38 - Halter
2.0 16V (BT05, BT0F, BT0W)	103	10/07→12/12	←	☐		11.9571-9775.2	220859	ATE Ø 57 - Halter
2.0 16V Hi-Flex (BT1H)	103	10/07→12/15	←	☐		11.9571-9776.2	220860	ATE Ø 57 - Halter
2.0 16V Turbo	125	10/07→12/15	→	☐		11.9387-7027.2	220893	ATE Ø 38 - Halter
			→	☐		11.9387-7028.2	220894	ATE Ø 38 - Halter
2.0 dCi (BT01, BT08, BT09, BT0E, BT0K, BT12, BT1C, BT1D,...	110	10/07→12/15	←	☐; für Fahrzeuge ohne Vierradlenkung		11.9571-9775.2	220859	ATE Ø 57 - Halter
			←	☐; für Fahrzeuge ohne Vierradlenkung		11.9571-9776.2	220860	ATE Ø 57 - Halter
2.0 dCi (BT07, BT0J, BT14, BT1A, BT1S)	96	10/07→12/15	←	☐; für Fahrzeuge mit Vierradlenkung		11.9601-9753.2	220957	ATE Ø 60 - Halter
2.0 dCi (BT0M, BT0N, BT0S, BT19, BT1F)	127	01/08→12/15	←	☐; für Fahrzeuge mit Vierradlenkung		11.9601-9754.2	220958	ATE Ø 60 - Halter
2.0 dCi GT (BT11, BT1E, BT1N)	131	03/08→12/15	→	☐		11.9387-7027.2	220893	ATE Ø 38 - Halter
			→	☐		11.9387-7028.2	220894	ATE Ø 38 - Halter
2.0 GT	150	03/08→12/15	←	☐		11.9601-9753.2	220957	ATE Ø 60 - Halter
3.0 dCi (BT03, BT13)	173	09/08→12/15	←	☐		11.9601-9754.2	220958	ATE Ø 60 - Halter
3.5 V6 (BT0C, BT0P)	175	04/08→12/15	→	☐		11.9387-7027.2	220893	ATE Ø 38 - Halter
			→	☐		11.9387-7028.2	220894	ATE Ø 38 - Halter
<b>Halter, Bremssattel</b>								
1.5 dCi (BT00, BT0A, BT0T, BT1J)	81	10/07→12/15	→			11.8170-0872.1	260121	ATE
1.6 16V (BT04, BT0D, BT0U)	81	10/07→12/15						
2.0 16V (BT05, BT0F, BT0W)	103	10/07→12/12						
2.0 16V Hi-Flex (BT1H)	103	10/07→12/15						
2.0 16V Turbo	125	10/07→12/15						
2.0 dCi (BT01, BT08, BT09, BT0E, BT0K, BT12, BT1C, BT1D,...	110	10/07→12/15						
2.0 dCi (BT07, BT0J, BT14, BT1A, BT1S)	96	10/07→12/15						
2.0 dCi (BT0M, BT0N, BT0S, BT19, BT1F)	127	01/08→12/15						
2.0 dCi GT (BT11, BT1E, BT1N)	131	03/08→12/15						
2.0 GT	150	03/08→12/15						
3.0 dCi (BT03, BT13)	173	09/08→12/15						
3.5 V6 (BT0C, BT0P)	175	04/08→12/15						
<b>Feder, Bremssattel</b>								
1.5 dCi (BT00, BT0A, BT0T, BT1J)	81	10/07→12/15			2	11.8116-0340.1	390595	ATE
1.6 16V (BT04, BT0D, BT0U)	81	10/07→12/15	←		2	11.8116-0301.1	390610	ATE
2.0 16V (BT05, BT0F, BT0W)	103	10/07→12/12			2	11.8116-0340.1	390595	ATE
↓								

**RENAULT - LAGUNA III (BT0/1) 10/07→12/15**

**Feder, Bremssattel**

2.0 16V Hi-Flex (BT1H)	103	10/07→12/15						
2.0 16V Turbo	125	10/07→12/15						
2.0 dCi (BT01, BT08, BT09, BT0E, BT0K, BT12, BT1C, BT1D,...)	110	10/07→12/15						
2.0 dCi (BT07, BT0J, BT14, BT1A, BT1S)	96	10/07→12/15						
2.0 dCi GT (BT11, BT1E, BT1N)	131	03/08→12/15						
2.0 GT	150	03/08→12/15						
3.0 dCi (BT03, BT13)	173	09/08→12/15						
3.5 V6 (BT0C, BT0P)	175	04/08→12/15						
2.0 dCi (BT0M, BT0N, BT0S, BT19, BT1F)	127	01/08→12/15			2	11.8116-0340.1	390595	ATE
				für Fahrzeuge ohne Vierradlenkung	2	11.8116-0351.1	390538	ATE
				für Fahrzeuge mit Vierradlenkung	2	11.8116-0351.1	390538	ATE

**Dichtungssatz, Bremssattel**

2.0 dCi (BT01, BT08, BT09, BT0E, BT0K, BT12, BT1C, BT1D,...)	110	10/07→12/15		für Fahrzeuge mit Vierradlenkung		11.0441-6008.2	250038	ATE für Kolben-Ø [mm]: 60
2.0 dCi (BT07, BT0J, BT14, BT1A, BT1S)	96	10/07→12/15						
2.0 dCi (BT0M, BT0N, BT0S, BT19, BT1F)	127	01/08→12/15						
2.0 dCi GT (BT11, BT1E, BT1N)	131	03/08→12/15						
2.0 GT	150	03/08→12/15				11.0441-6008.2	250038	ATE für Kolben-Ø [mm]: 60
3.0 dCi (BT03, BT13)	173	09/08→12/15						
3.5 V6 (BT0C, BT0P)	175	04/08→12/15						

**Bremsschlauch**

1.5 dCi (BT00, BT0A, BT0T, BT1J)	81	10/07→12/15	←		2	24.5144-0410.3	331242	L= 410
1.6 16V (BT04, BT0D, BT0U)	81	10/07→12/15	→	innen	2	24.5251-0185.3	330701	L= 185
2.0 16V (BT05, BT0F, BT0W)	103	10/07→12/12						
2.0 16V Hi-Flex (BT1H)	103	10/07→12/15						
2.0 16V Turbo	125	10/07→12/15						
2.0 dCi (BT01, BT08, BT09, BT0E, BT0K, BT12, BT1C, BT1D,...)	110	10/07→12/15						
2.0 dCi (BT0M, BT0N, BT0S, BT19, BT1F)	127	01/08→12/15						
2.0 dCi GT (BT11, BT1E, BT1N)	131	03/08→12/15						
2.0 GT	150	03/08→12/15						
3.0 dCi (BT03, BT13)	173	09/08→12/15						
3.5 V6 (BT0C, BT0P)	175	04/08→12/15						
2.0 dCi (BT07, BT0J, BT14, BT1A, BT1S)	96	10/07→12/15	←		2	24.5144-0410.3	331242	L= 410
			→	innen; für Fahrzeuge mit Vierradlenkung	2	24.5251-0185.3	330701	L= 185

**RENAULT - LAGUNA III Grandtour (KT0/1) 10/07→12/15**

**Bremssattel**

1.5 dCi (KT0A)	81	10/07→12/15	←	☐		11.9571-9757.2	220857	ATE Ø 57 - Halter
1.6 16V (KT0D)	81	10/07→12/15	←	☐		11.9571-9758.2	220858	ATE Ø 57 - Halter
			→	☐		11.9387-7027.2	220893	ATE Ø 38 - Halter
			→	☐		11.9387-7028.2	220894	ATE Ø 38 - Halter
2.0 16V (KT0F, KT0W)	103	10/07→12/15	←	☐		11.9571-9775.2	220859	ATE Ø 57 - Halter
2.0 16V Hi-Flex (KT1H)	103	10/07→12/15	←	☐		11.9571-9776.2	220860	ATE Ø 57 - Halter
2.0 16V Turbo	125	10/07→12/15	→	☐		11.9387-7027.2	220893	ATE Ø 38 - Halter
			→	☐		11.9387-7028.2	220894	ATE Ø 38 - Halter
2.0 dCi (KT01, KT08, KT09, KT0K, KT12, KT1D, KT1W)	110	10/07→12/15	←	☐; für Fahrzeuge ohne Vierradlenkung		11.9571-9775.2	220859	ATE Ø 57 - Halter
			←	☐; für Fahrzeuge ohne Vierradlenkung		11.9571-9776.2	220860	ATE Ø 57 - Halter
2.0 dCi (KT07, KT0J, KT14, KT1A, KT1S)	96	10/07→12/15	←	☐; für Fahrzeuge mit Vierradlenkung		11.9601-9753.2	220957	ATE Ø 60 - Halter
2.0 dCi (KT0M, KT0N, KT0S, KT19, KT1F)	127	01/08→12/15	←	☐; für Fahrzeuge mit Vierradlenkung		11.9601-9754.2	220958	ATE Ø 60 - Halter
2.0 dCi GT (KT11, KT1E, KT1N)	131	03/08→12/15	→	☐		11.9387-7027.2	220893	ATE Ø 38 - Halter
			→	☐		11.9387-7028.2	220894	ATE Ø 38 - Halter
2.0 GT	150	03/08→12/15	←	☐		11.9601-9753.2	220957	ATE Ø 60 - Halter
3.0 dCi (KT03, KT13)	173	09/08→12/15	←	☐		11.9601-9754.2	220958	ATE Ø 60 - Halter
3.5 V6 (KT0C, KT0P)	175	04/08→12/15	←	☐		11.9601-9754.2	220958	ATE Ø 60 - Halter

**RENAULT - LAGUNA III Grandtour (KT0/1) 10/07→12/15**

**Bremssattel**

2.0 GT	150	03/08→12/15	➔	<input type="checkbox"/>		<b>11.9387-7027.2</b>	<b>220893</b>	ATE Ø 38 - Halter
3.0 dCi (KT03, KT13)	173	09/08→12/15						
3.5 V6 (KT0C, KT0P)	175	04/08→12/15	➔	<input type="checkbox"/>		<b>11.9387-7028.2</b>	<b>220894</b>	ATE Ø 38 - Halter

**Halter, Bremssattel**

1.5 dCi (KT0A)	81	10/07→12/15	➔			<b>11.8170-0872.1</b>	<b>260121</b>	ATE
1.6 16V (KT0D)	81	10/07→12/15						
2.0 16V (KT0F, KT0W)	103	10/07→12/15						
2.0 16V Hi-Flex (KT1H)	103	10/07→12/15						
2.0 16V Turbo	125	10/07→12/15						
2.0 dCi (KT01, KT08, KT09, KT0K, KT12, KT1D, KT1W)	110	10/07→12/15						
2.0 dCi (KT07, KT0J, KT14, KT1A, KT1S)	96	10/07→12/15						
2.0 dCi (KT0M, KT0N, KT0S, KT19, KT1F)	127	01/08→12/15						
2.0 dCi GT (KT11, KT1E, KT1N)	131	03/08→12/15						
2.0 GT	150	03/08→12/15						
3.0 dCi (KT03, KT13)	173	09/08→12/15						
3.5 V6 (KT0C, KT0P)	175	04/08→12/15						

**Feder, Bremssattel**

1.5 dCi (KT0A)	81	10/07→12/15			2	<b>11.8116-0340.1</b>	<b>390595</b>	ATE
1.6 16V (KT0D)	81	10/07→12/15	➔		2	<b>11.8116-0301.1</b>	<b>390610</b>	ATE
2.0 16V (KT0F, KT0W)	103	10/07→12/15			2	<b>11.8116-0340.1</b>	<b>390595</b>	ATE
2.0 16V Hi-Flex (KT1H)	103	10/07→12/15						
2.0 16V Turbo	125	10/07→12/15				<b>11.8116-0351.1</b>	<b>390538</b>	ATE
2.0 dCi (KT01, KT08, KT09, KT0K, KT12, KT1D, KT1W)	110	10/07→12/15						
2.0 dCi (KT07, KT0J, KT14, KT1A, KT1S)	96	10/07→12/15						
2.0 dCi (KT0M, KT0N, KT0S, KT19, KT1F)	127	01/08→12/15						
2.0 dCi GT (KT11, KT1E, KT1N)	131	03/08→12/15						
2.0 GT	150	03/08→12/15						
3.0 dCi (KT03, KT13)	173	09/08→12/15						
3.5 V6 (KT0C, KT0P)	175	04/08→12/15						

**Dichtungssatz, Bremssattel**

2.0 dCi (KT01, KT08, KT09, KT0K, KT12, KT1D, KT1W)	110	10/07→12/15		für Fahrzeuge mit Vierradlenkung		<b>11.0441-6008.2</b>	<b>250038</b>	ATE für Kolben-Ø [mm]: 60
2.0 dCi (KT07, KT0J, KT14, KT1A, KT1S)	96	10/07→12/15						
2.0 dCi (KT0M, KT0N, KT0S, KT19, KT1F)	127	01/08→12/15						
2.0 dCi GT (KT11, KT1E, KT1N)	131	03/08→12/15						
2.0 GT	150	03/08→12/15				<b>11.0441-6008.2</b>	<b>250038</b>	ATE für Kolben-Ø [mm]: 60
3.0 dCi (KT03, KT13)	173	09/08→12/15						
3.5 V6 (KT0C, KT0P)	175	04/08→12/15						










**Bremsschlauch**










1.5 dCi (KT0A)	81	10/07→12/15		<input type="checkbox"/>	2	<b>24.5251-0185.3</b>	<b>330701</b>	L= 185
1.6 16V (KT0D)	81	10/07→12/15	➔		2	<b>24.5144-0410.3</b>	<b>331242</b>	L= 410
2.0 16V (KT0F, KT0W)	103	10/07→12/15						
2.0 16V Hi-Flex (KT1H)	103	10/07→12/15						
2.0 16V Turbo	125	10/07→12/15						
2.0 dCi (KT01, KT08, KT09, KT0K, KT12, KT1D, KT1W)	110	10/07→12/15		<input type="checkbox"/> ; für Fahrzeuge ohne Vierradlenkung	2	<b>24.5251-0185.3</b>	<b>330701</b>	L= 185
2.0 dCi (KT07, KT0J, KT14, KT1A, KT1S)	96	10/07→12/15	➔	innen; für Fahrzeuge mit Vierradlenkung	2	<b>24.5251-0185.3</b>	<b>330701</b>	L= 185
2.0 dCi (KT0M, KT0N, KT0S, KT19, KT1F)	127	01/08→12/15						
2.0 dCi GT (KT11, KT1E, KT1N)	131	03/08→12/15						
2.0 GT	150	03/08→12/15	➔		2	<b>24.5144-0410.3</b>	<b>331242</b>	L= 410
3.0 dCi (KT03, KT13)	173	09/08→12/15						
3.5 V6 (KT0C, KT0P)	175	04/08→12/15	➔	innen	2	<b>24.5251-0185.3</b>	<b>330701</b>	L= 185

**RENAULT - LAGUNA Coupe (DT0/1) 09/08→12/15**














**Bremssattel**















1.5 dCi	81	03/12→12/15	➔	<input type="checkbox"/>		<b>11.9571-9757.2</b>	<b>220857</b>	ATE Ø 57 - Halter
↓								











	kw			 	! #				
<b>RENAULT - LAGUNA Coupe (DT0/1) 09/08→12/15</b>									
<b> Bremssattel</b>									
1.5 dCi	81	03/12→12/15	←	<input type="checkbox"/>		11.9571-9758.2	220858	ATE Ø 57 - Halter	
			→	<input type="checkbox"/>		11.9387-7027.2	220893	ATE Ø 38 - Halter	
			→	<input type="checkbox"/>		11.9387-7028.2	220894	ATE Ø 38 - Halter	
2.0 16V Turbo	125	09/08→12/15	←	<input type="checkbox"/>	für Fahrzeuge ohne Vierradlenkung	11.9571-9775.2	220859	ATE Ø 57 - Halter	
	110	09/08→12/15	←	<input type="checkbox"/>	für Fahrzeuge ohne Vierradlenkung	11.9571-9776.2	220860	ATE Ø 57 - Halter	
2.0 dCi (DT01, DT08, DT09, DT0K, DT12, DT1C, DT1D, DT1M,...)	127	09/08→12/15	←	<input type="checkbox"/>	für Fahrzeuge mit Vierradlenkung	11.9601-9753.2	220957	ATE Ø 60 - Halter	
			←	<input type="checkbox"/>	für Fahrzeuge mit Vierradlenkung	11.9601-9754.2	220958	ATE Ø 60 - Halter	
2.0 dCi (DT0M, DT0N, DT0S, DT19, DT1F)	131	09/08→12/15	→	<input type="checkbox"/>		11.9387-7027.2	220893	ATE Ø 38 - Halter	
			→	<input type="checkbox"/>		11.9387-7028.2	220894	ATE Ø 38 - Halter	
2.0 GT	150	09/08→12/15	←	<input type="checkbox"/>		11.9601-9753.2	220957	ATE Ø 60 - Halter	
3.0 dCi	177	01/12→12/15	←	<input type="checkbox"/>		11.9601-9754.2	220958	ATE Ø 60 - Halter	
3.0 dCi (DT03)	173	09/08→12/15	←	<input type="checkbox"/>		11.9601-9754.2	220958	ATE Ø 60 - Halter	
3.5 V6 (DT0P)	175	09/08→12/15	→	<input type="checkbox"/>		11.9387-7027.2	220893	ATE Ø 38 - Halter	
			→	<input type="checkbox"/>		11.9387-7028.2	220894	ATE Ø 38 - Halter	
<b>Halter, Bremssattel</b>									
1.5 dCi	81	03/12→12/15	→			11.8170-0872.1	260121	ATE	
2.0 16V Turbo	125	09/08→12/15							
2.0 dCi (DT01, DT08, DT09, DT0K, DT12, DT1C, DT1D, DT1M,...)	110	09/08→12/15							
2.0 dCi (DT0M, DT0N, DT0S, DT19, DT1F)	127	09/08→12/15							
2.0 dCi GT (DT11, DT1E, DT1N)	131	09/08→12/15							
2.0 GT	150	09/08→12/15							
3.0 dCi	177	01/12→12/15							
3.0 dCi (DT03)	173	09/08→12/15							
3.5 V6 (DT0P)	175	09/08→12/15							
<b>Feder, Bremssattel</b>									
1.5 dCi	81	03/12→12/15				2	11.8116-0340.1	390595	ATE
			←			2	11.8116-0301.1	390610	ATE
2.0 16V Turbo	125	09/08→12/15	←	für Fahrzeuge ohne Vierradlenkung		2	11.8116-0351.1	390538	ATE
			→			2	11.8116-0340.1	390595	ATE
2.0 dCi (DT01, DT08, DT09, DT0K, DT12, DT1C, DT1D, DT1M,...)	110	09/08→12/15				2	11.8116-0340.1	390595	ATE
							11.8116-0351.1	390538	ATE
2.0 dCi (DT0M, DT0N, DT0S, DT19, DT1F)	127	09/08→12/15							
2.0 dCi GT (DT11, DT1E, DT1N)	131	09/08→12/15							
2.0 GT	150	09/08→12/15							
3.0 dCi	177	01/12→12/15							
3.0 dCi (DT03)	173	09/08→12/15							
3.5 V6 (DT0P)	175	09/08→12/15							
<b>Dichtungssatz, Bremssattel</b>									
2.0 dCi (DT01, DT08, DT09, DT0K, DT12, DT1C, DT1D, DT1M,...)	110	09/08→12/15		für Fahrzeuge mit Vierradlenkung			11.0441-6008.2	250038	ATE für Kolben-Ø [mm]: 60
2.0 dCi (DT0M, DT0N, DT0S, DT19, DT1F)	127	09/08→12/15							
2.0 dCi GT (DT11, DT1E, DT1N)	131	09/08→12/15							
2.0 GT	150	09/08→12/15				11.0441-6008.2	250038	ATE für Kolben-Ø [mm]: 60	
3.0 dCi	177	01/12→12/15							
3.0 dCi (DT03)	173	09/08→12/15							
3.5 V6 (DT0P)	175	09/08→12/15							
<b> Bremsschlauch</b>									
1.5 dCi	81	03/12→12/15		<input type="checkbox"/>		2	24.5251-0185.3	330701	L= 185
2.0 16V Turbo	125	09/08→12/15							
2.0 dCi (DT01, DT08, DT09, DT0K, DT12, DT1C, DT1D, DT1M,...)	110	09/08→12/15	←			2	24.5144-0410.3	331242	L= 410
2.0 dCi (DT0M, DT0N, DT0S, DT19, DT1F)	127	09/08→12/15							
2.0 dCi GT (DT11, DT1E, DT1N)	131	09/08→12/15							
2.0 GT	150	09/08→12/15							
3.0 dCi	177	01/12→12/15							
3.0 dCi (DT03)	173	09/08→12/15							
↓									








	kw					! #		
<b>RENAULT - LAGUNA Coupe (DT0/1) 09/08→12/15</b>								
 <b>Bremsschlauch</b>								
3.5 V6 (DT0P)	175	09/08→12/15		☐		2	24.5251-0185.3 330701	L= 185
			←			2	24.5144-0410.3 331242	L= 410
<b>RENAULT - LATITUDE (L70_) 07/10→</b>								
 <b>Bremssattel</b>								
1.5 dCi (L70R)	81	07/10→	←	☐; 02/11→ 06/13			11.9571-9775.2 220859	ATE Ø 57 - Halter
			←	☐; 02/11→ 06/13			11.9571-9776.2 220860	ATE Ø 57 - Halter
			→	☐; 02/11→ 06/13			11.9387-7035.2 220983	ATE Ø 38 - Halter
			→	☐; 02/11→ 06/13			11.9387-7036.2 220984	ATE Ø 38 - Halter
2.0 16V	102	02/11→	←	☐; → 06/13			11.9571-9775.2 220859	ATE Ø 57 - Halter
2.0 16V (L70B)	103	02/11→	←	☐; → 06/13			11.9571-9776.2 220860	ATE Ø 57 - Halter
2.0 16V eco2 Flexfuel (L70B)	103	02/11→	→	☐; → 06/13			11.9387-7035.2 220983	ATE Ø 38 - Halter
2.0 dCi	130	02/11→	→	☐; → 06/13			11.9387-7036.2 220984	ATE Ø 38 - Halter
2.0 dCi 150 (L70H)	110	02/11→	→	☐; → 06/13			11.9387-7036.2 220984	ATE Ø 38 - Halter
2.0 dCi 175 (L70Y)	127	05/11→						
2.5 V6 (L702, L703, L704, L707)	130	05/11→						
2.0 dCi 130	96	12/13→	←	☐			11.9571-9775.2 220859	ATE Ø 57 - Halter
			←	☐			11.9571-9776.2 220860	ATE Ø 57 - Halter
			→	☐			11.9387-7035.2 220983	ATE Ø 38 - Halter
			→	☐			11.9387-7036.2 220984	ATE Ø 38 - Halter
3.0 dCi 240 (L70G)	177	02/11→	←	☐; → 06/13			11.9601-9753.2 220957	ATE Ø 60 - Halter
			←	☐; → 06/13			11.9601-9754.2 220958	ATE Ø 60 - Halter
			→	☐; → 06/13			11.9387-7035.2 220983	ATE Ø 38 - Halter
			→	☐; → 06/13			11.9387-7036.2 220984	ATE Ø 38 - Halter
<b>Halter, Bremssattel</b>								
1.5 dCi (L70R)	81	07/10→	→	☐; 02/11→ 06/13			11.0230-0984.1 260138	ATE
			→	☐; 02/11→ 06/13			11.8170-0983.1 260122	ATE
2.0 16V	102	02/11→	→	☐; → 06/13			11.0230-0984.1 260138	ATE
2.0 16V (L70B)	103	02/11→	→	☐; → 06/13			11.8170-0983.1 260122	ATE
2.0 16V eco2 Flexfuel (L70B)	103	02/11→						
2.0 dCi	130	02/11→						
2.0 dCi 150 (L70H)	110	02/11→						
2.0 dCi 175 (L70Y)	127	05/11→						
2.5 V6 (L702, L703, L704, L707)	130	05/11→						
3.0 dCi 240 (L70G)	177	02/11→						
2.0 dCi 130	96	12/13→	→	☐			11.0230-0984.1 260138	ATE
			→	☐			11.8170-0983.1 260122	ATE
<b>Feder, Bremssattel</b>								
1.5 dCi (L70R)	81	07/10→		02/11→ 06/13		2	11.8116-0351.1 390538	ATE
			→	02/11→ 06/13		2	11.8116-0340.1 390595	ATE
2.0 16V	102	02/11→		→ 06/13		2	11.8116-0351.1 390538	ATE
2.0 16V (L70B)	103	02/11→	→	→ 06/13		2	11.8116-0340.1 390595	ATE
2.0 16V eco2 Flexfuel (L70B)	103	02/11→						
2.0 dCi	130	02/11→						
2.0 dCi 150 (L70H)	110	02/11→						
2.0 dCi 175 (L70Y)	127	05/11→						
2.5 V6 (L702, L703, L704, L707)	130	05/11→						
3.0 dCi 240 (L70G)	177	02/11→						
2.0 dCi 130	96	12/13→				2	11.8116-0351.1 390538	ATE
			→			2	11.8116-0340.1 390595	ATE
<b>Führungshülzensatz, Bremssattel</b>								
1.5 dCi (L70R)	81	07/10→	←	02/11→ 06/13			11.0101-5704.2 260095	ATE
2.0 16V	102	02/11→	←	→ 06/13			11.0101-5704.2 260095	ATE
2.0 16V (L70B)	103	02/11→						
2.0 16V eco2 Flexfuel (L70B)	103	02/11→						
2.0 dCi	130	02/11→						
2.0 dCi 150 (L70H)	110	02/11→						
2.0 dCi 175 (L70Y)	127	05/11→						
↓								



















	kw			 	! #		
<b>RENAULT - LATITUDE (L70_) 07/10→</b>							
<b>Führungshülzensatz, Bremsattel</b>							
2.5 V6 (L702, L703, L704, L707)	130	05/11→	←	→ 06/13		11.0101-5704.2 260095	ATE
3.0 dCi 240 (L70G)	177	02/11→					
2.0 dCi 130	96	12/13→	←			11.0101-5704.2 260095	ATE
<b>Dichtungssatz, Bremsattel</b>							
3.0 dCi 240 (L70G)	177	02/11→		→ 06/13		11.0441-6008.2 250038	ATE für Kolben-Ø [mm]: 60
<b>RENAULT - LOGAN I (LS_) 09/04→</b>							
 <b>Bremsattel</b>							
1.4	55	09/04→	←	☐; → 04/13		24.3481-1611.5 240029	TRW Ø 48 - Halter
1.6	64	09/04→	←	☐; → 04/13		24.3481-1612.5 240030	TRW Ø 48 - Halter
1.5 dCi	48	06/11→	←	☐; → 04/13		24.3481-1615.5 240031	TRW Ø 48 - Halter
1.5 dCi	50	04/07→					
1.5 dCi	63	02/08→06/15	←	☐; → 04/13		24.3481-1616.5 240032	TRW Ø 48 - Halter
1.6 (LS0L, LS09, LS0V, LS0P, LS18, LS1S, LS1V, LS1Y,...	77	04/07→					
 <b>Bremsschlauch</b>							
1.4	55	09/04→	←	→ 04/13	2	24.5111-0300.3 330407	L= 300
1.5 dCi	48	06/11→				24.5229-0285.3 330032	L= 285
1.5 dCi	50	04/07→					
1.5 dCi	63	02/08→06/15					
1.6	64	09/04→					
1.6 (LS0L, LS09, LS0V, LS0P, LS18, LS1S, LS1V, LS1Y,...	77	04/07→					
<b>RENAULT - LOGAN I Kombi (KS_) 04/07→</b>							
 <b>Bremsattel</b>							
1.4	55	10/07→	←	☐; → 04/13		24.3481-1611.5 240029	TRW Ø 48 - Halter
1.5 dCi	48	06/11→					
1.5 dCi	50	04/07→	←	☐; → 04/13		24.3481-1612.5 240030	TRW Ø 48 - Halter
1.6	64	04/07→					
1.5 dCi	63	02/08→06/15	←	☐; → 04/13		24.3481-1615.5 240031	TRW Ø 48 - Halter
1.5 dCi	66	06/11→					
1.6 (KS0L, KS0M, KS0P, KS1S)	77	04/07→	←	☐; → 04/13		24.3481-1616.5 240032	TRW Ø 48 - Halter
 <b>Bremsschlauch</b>							
1.4	55	10/07→	←	→ 04/13	2	24.5111-0300.3 330407	L= 300
1.5 dCi	48	06/11→					
1.5 dCi	50	04/07→	→	→ 04/13	2	24.5229-0285.3 330032	L= 285
1.5 dCi	63	02/08→06/15					
1.5 dCi	66	06/11→					
1.6	64	04/07→					
1.6 (KS0L, KS0M, KS0P, KS1S)	77	04/07→					
<b>RENAULT - LOGAN II (L8_) 09/12→</b>							
<b>Feder, Bremsattel</b>							
1.2	55	11/13→			2	11.8116-0264.1 390594	ATE
1.2 16V LPG	53	11/13→					
1.5 dCi	62	12/13→					
1.5 dCi	66	12/13→					
1.6	60	04/14→					
1.6	75	04/14→					
 <b>Bremsschlauch</b>							
1.2	55	11/13→	→		2	24.5201-0280.3 331569	L= 280
1.2 16V LPG	53	11/13→					
1.5 dCi	62	12/13→					
1.5 dCi	66	12/13→					
1.6	60	04/14→					
1.6	75	04/14→					
<b>RENAULT - LOGAN II Kombi (K8_) 12/13→</b>							
 <b>Bremsschlauch</b>							
1.2 16V	54	12/13→	→		2	24.5201-0280.3 331569	L= 280
1.2 16V LPG	53	12/13→					
1.5 dCi	62	12/13→					
1.5 dCi	66	12/13→					
1.6	59	12/13→					

	kw					! #		
<b>RENAULT - LOGAN EXPRESS (US_) 04/07→</b>								
 <b>Bremssattel</b>								
1.5 dCi 1.6	50 64	04/07→ 04/07→	←	☐; → 04/13		24.3541-1849.5	240707	TRW Ø 54 - Halter
			←	☐; → 04/13		24.3541-1850.5	240708	TRW Ø 54 - Halter
 <b>Bremsschlauch</b>								
1.5 dCi 1.6	50 64	04/07→ 04/07→	←	→ 11/08	2	24.5111-0300.3	330407	L= 300
			←	12/08→ 04/13	2	24.5111-0310.3	331393	L= 310
			→	→ 04/13	2	24.5229-0285.3	330032	L= 285
<b>RENAULT - MASTER I Bus (T_) 08/80→07/98</b>								
 <b>Bremsschlauch</b>								
28-35 2,5 TD 28-35 2.0 28-35 2.1 D 28-35 2.5 D 30 2,2 35 2,5 TD	72 58 44 55 67 69	08/89→07/98 10/86→07/98 08/80→07/98 08/89→07/98 08/80→07/98 08/89→07/98	←	☐	2	24.5112-0315.3	330509	L= 315
			←		2	24.5112-0455.3	330527	L= 455
<b>RENAULT - MASTER I Kasten (T_) 07/80→07/98</b>								
 <b>Bremsschlauch</b>								
28-35 2,5 D 28-35 2,5 TD 28-35 2.0 28-35 2.1 D 30 2,2 35 2,5 TD	55 72 58 44 67 69	08/89→07/98 08/89→07/98 10/86→07/98 08/80→07/98 08/80→07/98 08/89→07/98	←	☐	1	24.5112-0315.3	330509	L= 315
			←		2	24.5112-0455.3	330527	L= 455
<b>RENAULT - MASTER I Pritsche/Fahrgestell (P_) 07/80→07/98</b>								
 <b>Bremsschlauch</b>								
28-35 2.0	58	10/86→07/98	←	☐	1	24.5112-0315.3	330509	L= 315
			←		2	24.5112-0455.3	330527	L= 455
28-35 2.5 D	52	09/80→07/98	←	☐; 08/89→	1	24.5112-0315.3	330509	L= 315
			←	08/89→	2	24.5112-0455.3	330527	L= 455
<b>RENAULT - MASTER II Bus (JD) 03/98→</b>								
 <b>Bremssattel</b>								
1.9 dCi 80 1.9 dTI 2.2 dCi 90 2.5 dCi 100 (JDCV) 2.5 dCi 120 3.0 dCi 140 (JD0T)	60 59 66 73 84 100	11/01→ 09/00→ 09/00→ 10/03→ 10/01→ 10/03→	→	☐; → 08/06		24.3424-1701.5	240561	BOS Ø 42 - Halter
			→	☐; → 08/06		24.3424-1702.5	240562	BOS Ø 42 - Halter
2.5 D 2.8 dTI	59 84	07/98→01/01 07/98→10/01	→	☐		24.3424-1701.5	240561	BOS Ø 42 - Halter
			→	☐		24.3424-1702.5	240562	BOS Ø 42 - Halter
2.5 dCi 2.5 dCi 2.5 dCi	74 88 107	08/06→ 08/06→ 08/06→	→	☐; → 12/10		24.3424-1701.5	240561	BOS Ø 42 - Halter
			→	☐; → 12/10		24.3424-1702.5	240562	BOS Ø 42 - Halter
 <b>Bremsschlauch</b>								
1.9 dCi 80 1.9 dTI 2.2 dCi 90 2.5 dCi 120	60 59 66 84	11/01→ 09/00→ 09/00→ 10/01→		☐; → 08/06; - ABS	2	24.5134-0457.3	330752	L= 457
				☐; → 10/03; + ABS	2	24.5134-0457.3	330752	L= 457
				☐; → 10/03; + ABS	2	24.5134-0468.3	330704	L= 468
				☐; → 08/06; - ABS	2	24.5134-0468.3	330704	L= 468
			←	11/03→ 08/06; + ABS	2	24.5111-0510.3	330819	L= 510
			→	☐; → 11/03; am Bremssattel	2	24.5111-0326.3	330766	L= 326
			→	☐; 12/03→ 08/06		24.5251-0465.3	330822	L= 465
			→	☐; 12/03→ 08/06		24.5258-0450.3	330824	L= 450
2.5 D 2.8 dTI	59 84	07/98→01/01 07/98→10/01		☐; 08/00→	2	24.5134-0457.3	330752	L= 457
				☐; 08/00→	2	24.5134-0468.3	330704	L= 468
				☐; → 07/00	2	24.5134-0518.3	330705	L= 518
				☐; → 07/00	2	24.5134-0562.3	330706	L= 568
			→	☐; am Bremssattel	2	24.5111-0326.3	330766	L= 326
2.5 dCi 2.5 dCi 2.5 dCi	74 88 107	08/06→ 08/06→ 08/06→	←	+ ABS; → 12/10	2	24.5111-0510.3	330819	L= 510
			←	- ABS; → 12/10; am Bremssattel	2	24.5134-0457.3	330752	L= 457
			←	- ABS; → 12/10	2	24.5134-0468.3	330704	L= 468

	kw			 	! #		
<b>RENAULT - MASTER II Bus (JD) 03/98→</b>							
 <b>Bremsschlauch</b>							
2.5 dCi	74	08/06→	←	- ABS; → 12/10		24.5134-0469.3 331479	L= 469
2.5 dCi	88	08/06→	→	☐; - ABS; → 12/10; am Bremssattel	2	24.5111-0326.3 330766	L= 326
2.5 dCi	107	08/06→	→	☐; + ABS; → 12/10		24.5251-0465.3 330822	L= 465
			→	☐; + ABS; → 12/10		24.5258-0450.3 330824	L= 450
2.5 dCi 100 (JDCV)	73	10/03→	☐	→ 08/06; - ABS	2	24.5134-0457.3 330752	L= 457
3.0 dCi 140 (JD0T)	100	10/03→	☐	→ 08/06; - ABS	2	24.5134-0468.3 330704	L= 468
			←	→ 08/06; + ABS	2	24.5111-0510.3 330819	L= 510
			→	☐; → 11/03; am Bremssattel	2	24.5111-0326.3 330766	L= 326
			→	☐; 12/03→ 08/06		24.5251-0465.3 330822	L= 465
			→	☐; 12/03→ 08/06		24.5258-0450.3 330824	L= 450
<b>RENAULT - MASTER II Kasten (FD) 07/98→</b>							
 <b>Bremssattel</b>							
1.9 dCi 80	60	11/01→	→	☐; → 08/06		24.3424-1701.5 240561	BOS Ø 42 - Halter
1.9 dTI	59	09/00→					
2.2 dCi 90	66	09/00→	→	☐; → 08/06		24.3424-1702.5 240562	BOS Ø 42 - Halter
2.5 dCi 100 (FD0U, FD0V)	73	10/03→					
2.5 dCi 120	84	10/01→					
3.0 dCi 120	85	06/05→					
3.0 dCi 140 (HD0S, FD0S, HD1S)	100	10/03→					
3.0 dCi 160	115	06/05→					
2.5 D	59	07/98→01/01	→	☐; 08/00→		24.3424-1701.5 240561	BOS Ø 42 - Halter
2.8 dTI	84	07/98→10/01	→	☐; 08/00→		24.3424-1702.5 240562	BOS Ø 42 - Halter
2.5 dCi	74	08/06→	→	☐; → 12/10		24.3424-1701.5 240561	BOS Ø 42 - Halter
2.5 dCi	88	08/06→					
2.5 dCi	107	08/06→	→	☐; → 12/10		24.3424-1702.5 240562	BOS Ø 42 - Halter
 <b>Bremsschlauch</b>							
1.9 dCi 80	60	11/01→		☐; → 08/06; - ABS	2	24.5134-0457.3 330752	L= 457
1.9 dTI	59	09/00→					
2.2 dCi 90	66	09/00→		☐; → 10/03; + ABS	2	24.5134-0457.3 330752	L= 457
2.5 dCi 120	84	10/01→		☐; → 10/03; + ABS	2	24.5134-0468.3 330704	L= 468
				☐; → 08/06; - ABS	2	24.5134-0468.3 330704	L= 468
			←	11/03→ 08/06; + ABS	2	24.5111-0510.3 330819	L= 510
			→	☐; → 11/03; am Bremssattel	2	24.5111-0326.3 330766	L= 326
			→	☐; 12/03→ 08/06		24.5251-0465.3 330822	L= 465
			→	☐; 12/03→ 08/06		24.5258-0450.3 330824	L= 450
2.5 D	59	07/98→01/01		☐; 08/00→	2	24.5134-0457.3 330752	L= 457
				☐; 08/00→	2	24.5134-0468.3 330704	L= 468
				☐	2	24.5134-0518.3 330705	L= 518
				☐	2	24.5134-0562.3 330706	L= 568
			→	☐; am Bremssattel	2	24.5111-0326.3 330766	L= 326
2.5 dCi	74	08/06→	←	+ ABS; → 12/10	2	24.5111-0510.3 330819	L= 510
2.5 dCi	88	08/06→	←	- ABS; → 12/10; am Bremssattel	2	24.5134-0457.3 330752	L= 457
2.5 dCi	107	08/06→	←	- ABS; → 12/10	2	24.5134-0468.3 330704	L= 468
						24.5134-0469.3 331479	L= 469
			→	☐; - ABS; → 12/10; am Bremssattel	2	24.5111-0326.3 330766	L= 326
			→	☐; + ABS; → 12/10		24.5251-0465.3 330822	L= 465
			→	☐; + ABS; → 12/10		24.5258-0450.3 330824	L= 450
2.5 dCi 100 (FD0U, FD0V)	73	10/03→		☐; → 08/06; - ABS	2	24.5134-0457.3 330752	L= 457
3.0 dCi 140 (HD0S, FD0S, HD1S)	100	10/03→		☐; → 08/06; - ABS	2	24.5134-0468.3 330704	L= 468
			←	→ 08/06; + ABS	2	24.5111-0510.3 330819	L= 510
			→	☐; → 11/03; am Bremssattel	2	24.5111-0326.3 330766	L= 326
			→	☐; 12/03→ 08/06		24.5251-0465.3 330822	L= 465
			→	☐; 12/03→ 08/06		24.5258-0450.3 330824	L= 450
2.8 dTI	84	07/98→10/01		☐; 08/00→	2	24.5134-0457.3 330752	L= 457
				☐; 08/00→	2	24.5134-0468.3 330704	L= 468
				☐; → 07/00	2	24.5134-0518.3 330705	L= 518
				☐; → 07/00	2	24.5134-0562.3 330706	L= 568










	kw			 	! #		
<b>RENAULT - MASTER II Kasten (FD) 07/98→</b>							
<b>Bremsschlauch</b>							
2.8 dTI	84	07/98→10/01	➔	☐; am Bremssattel	2	24.5111-0326.3 330766	L= 326
3.0 dCi 120 3.0 dCi 160	85 115	06/05→ 06/05→		☐; → 08/06; - ABS	2	24.5134-0457.3 330752	L= 457
				☐; → 08/06; - ABS	2	24.5134-0468.3 330704	L= 468
			➔	→ 08/06; + ABS	2	24.5111-0510.3 330819	L= 510
			➔	☐; → 08/06		24.5251-0465.3 330822	L= 465
			➔	☐; → 08/06		24.5258-0450.3 330824	L= 450
<b>RENAULT - MASTER II Pritsche/Fahrgestell (ED/HD/UD) 07/98→</b>							
<b>Bremssattel</b>							
2.2 dCi 90	66	09/00→	➔	☐; → 08/06		24.3424-1701.5 240561	BOS Ø 42 - Halter
2.5 dCi 100 (ED4V, ED8V)	73	10/03→	➔	☐; → 08/06		24.3424-1702.5 240562	BOS Ø 42 - Halter
2.5 dCi 120	84	10/01→					
3.0 dCi 120	85	06/05→					
3.0 dCi 140 (ED0S, UD0S)	100	10/03→					
3.0 dCi 160	115	06/05→					
2.5 D	59	07/98→01/01	➔	☐; 08/00→		24.3424-1701.5 240561	BOS Ø 42 - Halter
2.8 dTI	84	07/98→10/01	➔	☐; 08/00→		24.3424-1702.5 240562	BOS Ø 42 - Halter
2.5 dCi	74	08/06→	➔	☐; → 12/10		24.3424-1701.5 240561	BOS Ø 42 - Halter
2.5 dCi	88	08/06→	➔				
2.5 dCi	107	08/06→	➔	☐; → 12/10		24.3424-1702.5 240562	BOS Ø 42 - Halter
<b>Bremsschlauch</b>							
2.2 dCi 90	66	09/00→		☐; → 10/03	2	24.5134-0457.3 330752	L= 457
				☐; → 08/06; - ABS	2	24.5134-0457.3 330752	L= 457
				☐; → 08/06; - ABS	2	24.5134-0468.3 330704	L= 468
				☐; → 10/03	2	24.5134-0468.3 330704	L= 468
			➔	11/03→ 08/06; + ABS	2	24.5111-0510.3 330819	L= 510
			➔	☐; → 11/03; am Bremssattel	2	24.5111-0326.3 330766	L= 326
			➔	☐; 12/03→ 08/06		24.5251-0465.3 330822	L= 465
			➔	☐; 12/03→ 08/06		24.5258-0450.3 330824	L= 450
2.5 D 2.8 dTI	59 84	07/98→01/01 07/98→10/01		☐; 08/00→	2	24.5134-0457.3 330752	L= 457
				☐; 08/00→	2	24.5134-0468.3 330704	L= 468
				☐; → 07/00	2	24.5134-0518.3 330705	L= 518
				☐; → 07/00	2	24.5134-0562.3 330706	L= 568
			➔	☐; am Bremssattel	2	24.5111-0326.3 330766	L= 326
2.5 dCi 2.5 dCi 2.5 dCi	74 88 107	08/06→ 08/06→ 08/06→	➔	+ ABS; → 12/10	2	24.5111-0510.3 330819	L= 510
			➔	- ABS; → 12/10; am Bremssattel	2	24.5134-0457.3 330752	L= 457
			➔	- ABS; → 12/10	2	24.5134-0468.3 330704	L= 468
						24.5134-0469.3 331479	L= 469
			➔	☐; - ABS; → 12/10; am Bremssattel	2	24.5111-0326.3 330766	L= 326
			➔	☐; + ABS; → 12/10		24.5251-0465.3 330822	L= 465
			➔	☐; + ABS; → 12/10		24.5258-0450.3 330824	L= 450
2.5 dCi 100 (ED4V, ED8V)	73	10/03→		☐; → 08/06; - ABS	2	24.5134-0457.3 330752	L= 457
				☐; → 08/06; - ABS	2	24.5134-0468.3 330704	L= 468
			➔	→ 08/06; + ABS	2	24.5111-0510.3 330819	L= 510
			➔	☐; → 11/03; am Bremssattel	2	24.5111-0326.3 330766	L= 326
			➔	☐; 12/03→ 08/06		24.5251-0465.3 330822	L= 465
			➔	☐; 12/03→ 08/06		24.5258-0450.3 330824	L= 450
2.5 dCi 120	84	10/01→		☐; → 08/06; - ABS	2	24.5134-0457.3 330752	L= 457
				☐; → 10/03; + ABS	2	24.5134-0457.3 330752	L= 457
				☐; → 10/03; + ABS	2	24.5134-0468.3 330704	L= 468
				☐; → 08/06; - ABS	2	24.5134-0468.3 330704	L= 468
			➔	11/03→ 08/06; + ABS	2	24.5111-0510.3 330819	L= 510
			➔	☐; → 11/03; am Bremssattel	2	24.5111-0326.3 330766	L= 326
			➔	☐; 12/03→ 08/06		24.5251-0465.3 330822	L= 465
			➔	☐; 12/03→ 08/06		24.5258-0450.3 330824	L= 450
3.0 dCi 120 3.0 dCi 160	85 115	06/05→ 06/05→		☐; → 08/06; - ABS	2	24.5134-0457.3 330752	L= 457
				☐; → 08/06; - ABS	2	24.5134-0468.3 330704	L= 468












	kW					! #		
<b>RENAULT - MASTER II Pritsche/Fahrgestell (ED/HD/UD) 07/98→</b>								
<b>Bremsschlauch</b>								
3.0 dCi 120	85	06/05→	←	→ 08/06; + ABS	2	24.5111-0510.3	330819	L= 510
3.0 dCi 160	115	06/05→	→	☐; → 08/06	2	24.5251-0465.3	330822	L= 465
			→	☐; → 08/06	2	24.5258-0450.3	330824	L= 450
3.0 dCi 140 (ED0S, UD0S)	100	10/03→		☐; → 08/06; - ABS	2	24.5134-0457.3	330752	L= 457
				☐; → 08/06; - ABS	2	24.5134-0468.3	330704	L= 468
			←	→ 08/06; + ABS	2	24.5111-0510.3	330819	L= 510
			→	☐; → 11/03; am Bremsattel	2	24.5111-0326.3	330766	L= 326
			→	☐; 11/03→ 08/06	2	24.5251-0465.3	330822	L= 465
			→	☐; 11/03→ 08/06	2	24.5258-0450.3	330824	L= 450
<b>RENAULT - MASTER III Bus (JV) 02/11→</b>								
<b>Bremsschlauch</b>								
2.3 dCi 100 FWD (JV0A, JV0B)	74	02/11→	←		2	24.5103-0375.3	331556	L= 375
2.3 dCi 110 FWD	81	09/14→	→	mit Einfachbereifung; nicht für Campingfahrzeuge	2	24.5111-0595.3	331495	L= 595
2.3 dCi 125 FWD (JV0C, JV0D, JV0H)	92	02/11→						
2.3 dCi 145 FWD (JV0F, JV0H)	107	02/11→						
2.3 dCi 170 FWD	125	07/15→						
2.3 dCi 135 FWD	100	07/14→	←		2	24.5103-0375.3	331556	L= 375
2.3 dCi 165 FWD	120	07/14→	←					
2.3 dCi 150 FWD	110	10/12→	←	01/13→	2	24.5103-0375.3	331556	L= 375
			→	01/13→; mit Einfachbereifung; nicht für Campingfahrzeuge	2	24.5111-0595.3	331495	L= 595
<b>RENAULT - MASTER III Kasten (FV) 02/10→</b>								
<b>Bremsschlauch</b>								
2.3 dCi 100 FWD (FV0A, FV0B, FV0G, FV0K)	74	02/10→	←		2	24.5103-0375.3	331556	L= 375
2.3 dCi 110 FWD	81	09/14→	→	mit Einfachbereifung; nicht für Campingfahrzeuge	2	24.5111-0595.3	331495	L= 595
2.3 dCi 125 FWD (FV0C, FV0D)	92	02/10→						
2.3 dCi 130 FWD	96	06/16→						
2.3 dCi 135 FWD	100	07/14→						
2.3 dCi 145 FWD (FV0E, FV0F, FV0H, FV0J)	107	02/10→						
2.3 dCi 150 FWD	110	03/13→						
2.3 dCi 165 FWD	120	07/14→						
2.3 dCi 170 FWD	125	07/15→						
2.3 dCi 100 RWD (FV0B, FV0C, FV0D)	74	02/10→	←		2	24.5103-0375.3	331556	L= 375
2.3 dCi 125 RWD (FV0C, FV0D, FV0H, FV0J)	92	02/10→						
2.3 dCi 130 RWD	96	03/12→						
2.3 dCi 135 RWD	100	07/14→						
2.3 dCi 145 RWD (FV0E, FV0F, FV0J)	107	02/10→						
2.3 dCi 150 RWD	110	03/13→						
2.3 dCi 165 RWD	120	07/14→						
<b>RENAULT - MASTER III Pritsche/Fahrgestell (EV, HV, UV) 02/10→</b>								
<b>Bremsschlauch</b>								
2.3 dCi 100 FWD (EV0A, EV0B, HV0A, HV0B, HV0G, UV0A, ...)	74	02/10→	←		2	24.5103-0375.3	331556	L= 375
2.3 dCi 110 FWD	81	09/14→	→	mit Einfachbereifung; nicht für Campingfahrzeuge	2	24.5111-0595.3	331495	L= 595
2.3 dCi 125 FWD (EV0C, EV0D, EV0J, HV0C, HV0D, HV0H, ...)	92	02/10→						
2.3 dCi 130 FWD	96	03/12→						
2.3 dCi 135 FWD	100	07/14→						
2.3 dCi 145 FWD (EV0E, EV0F, HV0E, HV0F, UV0E, UV0F)	107	02/10→						
2.3 dCi 150 FWD	110	03/13→						
2.3 dCi 165 FWD	120	07/14→						
2.3 dCi 170 FWD	125	06/16→						
2.3 dCi 100 RWD (UV0C, UV0D, HV0C, HV0D)	74	02/10→	←		2	24.5103-0375.3	331556	L= 375









	kw			 	! #		
<b>RENAULT - MASTER III Pritsche/Fahrgestell (EV, HV, UV) 02/10→</b>							
 <b>Bremsschlauch</b>							
2.3 dCi 125 RWD (HV0C, HV0D, UV0C, UV0D, UV0H, UV0J)	92	02/10→	←		2	24.5103-0375.3 331556	L= 375
2.3 dCi 130 RWD	96	07/16→					
2.3 dCi 135 RWD	100	07/14→					
2.3 dCi 145 RWD (UV0F, UV0E)	107	02/10→					
2.3 dCi 150 RWD	110	03/13→					
2.3 dCi 165 RWD	120	07/14→					
<b>RENAULT - MEGANE I (BA0/1_) 08/95→12/04</b>							
 <b>Bremssattel</b>							
1.4 16V (BA0D, BA1H, BA0W, BA10)	70	03/99→08/03	←	☐; → 12/02		24.3481-1615.5 240031	TRW Ø 48 - Halter
1.9 TDI	69	09/96→08/03	←	☐; → 12/02		24.3481-1616.5 240032	TRW Ø 48 - Halter
2.0 i	80	03/99→08/03					
2.0 i (BA0G)	84	01/96→08/03					
1.4 e (BA0E, BA0V)	55	01/96→08/03	←	☐; → 10/97		24.3481-1611.5 240029	TRW Ø 48 - Halter
			←	☐; → 10/97		24.3481-1612.5 240030	TRW Ø 48 - Halter
			←	☐; 11/97→ 12/02		24.3481-1615.5 240031	TRW Ø 48 - Halter
			←	☐; 06/98→ 12/02		24.3481-1615.5 240031	TRW Ø 48 - Halter
			←	☐; 11/97→ 12/02		24.3481-1616.5 240032	TRW Ø 48 - Halter
			←	☐; 06/98→ 12/02		24.3481-1616.5 240032	TRW Ø 48 - Halter
1.4 Eco (BA0T)	52	01/96→03/99	←	☐; → 10/97		24.3481-1611.5 240029	TRW Ø 48 - Halter
1.6 i (BA0L)	55	01/96→03/99	←	☐; → 10/97		24.3481-1612.5 240030	TRW Ø 48 - Halter
			←	☐; 11/97→		24.3481-1615.5 240031	TRW Ø 48 - Halter
			←	☐; 11/97→		24.3481-1616.5 240032	TRW Ø 48 - Halter
1.6 16V	81	11/01→12/04	←	☐; → 12/02; für Fahrzeuge mit verstärktem Fahrwerk		24.3481-1615.5 240031	TRW Ø 48 - Halter
			←	☐; → 12/02; für Fahrzeuge mit verstärktem Fahrwerk		24.3481-1616.5 240032	TRW Ø 48 - Halter
			←	☐; → 12/02		24.3541-1749.5 240427	TRW Ø 54 - Halter
			←	☐; → 12/02; für Fahrzeuge ohne verstärktes Fahrwerk		24.3541-1749.5 240427	TRW Ø 54 - Halter
			←	☐; → 12/02		24.3541-1750.5 240428	TRW Ø 54 - Halter
			←	☐; → 12/02; für Fahrzeuge ohne verstärktes Fahrwerk		24.3541-1750.5 240428	TRW Ø 54 - Halter
1.6 16V (BA04, BA0B, BA11, BA1J, BA16, BA19, BA1K, BA1V,...)	79	03/99→08/02	←	☐; für Fahrzeuge mit verstärktem Fahrwerk		24.3481-1615.5 240031	TRW Ø 48 - Halter
1.6 LPG	80	10/00→08/02	←	☐; für Fahrzeuge mit verstärktem Fahrwerk		24.3481-1616.5 240032	TRW Ø 48 - Halter
			←	☐		24.3541-1749.5 240427	TRW Ø 54 - Halter
			←	☐; für Fahrzeuge ohne verstärktes Fahrwerk		24.3541-1749.5 240427	TRW Ø 54 - Halter
			←	☐; für Fahrzeuge ohne verstärktes Fahrwerk		24.3541-1750.5 240428	TRW Ø 54 - Halter
			←	☐		24.3541-1750.5 240428	TRW Ø 54 - Halter
1.6 e (BA0F, BA0S)	66	01/96→03/99	←	☐		24.3481-1615.5 240031	TRW Ø 48 - Halter
2.0	85	05/98→05/01	←	☐		24.3481-1616.5 240032	TRW Ø 48 - Halter
1.6 LPG	66	08/95→03/99	←	☐; 01/96→		24.3481-1615.5 240031	TRW Ø 48 - Halter
			←	☐; 01/96→		24.3481-1616.5 240032	TRW Ø 48 - Halter
1.8 16V (BA06, BA12, BA1A, BA1M, BA1R)	85	01/01→08/03	←	☐; → 12/02		24.3541-1749.5 240427	TRW Ø 54 - Halter
1.9 DCi	77	03/99→08/03	←	☐; → 12/02		24.3541-1750.5 240428	TRW Ø 54 - Halter
1.9 dCi (BA05, BA1F)	75	02/01→08/03					
1.9 dTi (BA1U)	59	02/01→08/03					
1.9 D	69	04/96→02/01	←	☐; 09/96→		24.3481-1615.5 240031	TRW Ø 48 - Halter
			←	☐; 09/96→		24.3481-1616.5 240032	TRW Ø 48 - Halter
1.9 D Eco (BA0A, BA0U, BA0R)	47	01/96→08/03	←	☐; → 10/97		24.3481-1611.5 240029	TRW Ø 48 - Halter
			←	☐; → 10/97		24.3481-1612.5 240030	TRW Ø 48 - Halter
			←	☐; 11/97→ 12/02		24.3481-1615.5 240031	TRW Ø 48 - Halter
			←	☐; → 12/02		24.3481-1615.5 240031	TRW Ø 48 - Halter
			←	☐; 06/98→ 12/02		24.3481-1615.5 240031	TRW Ø 48 - Halter
			←	☐; 06/98→ 12/02		24.3481-1616.5 240032	TRW Ø 48 - Halter

























	kw			 	! #		
<b>RENAULT - MEGANE I (BA0/1_) 08/95→12/04</b>							
<b> Bremssattel</b>							
1.9 D Eco (BA0A, BA0U, BA0R)	47	01/96→08/03	←	☐; 11/97→ 12/02		24.3481-1616.5 240032	TRW Ø 48 - Halter
			←	☐; → 12/02		24.3481-1616.5 240032	TRW Ø 48 - Halter
1.9 dT (B/SA0K, B/SA0Y)	66	01/96→08/03	←	☐; → 01/98		24.3481-1615.5 240031	TRW Ø 48 - Halter
			←	☐; → 01/98		24.3481-1616.5 240032	TRW Ø 48 - Halter
1.9 dTi (BA08, BA0N)	72	03/97→02/01	←	☐; → 02/99		24.3481-1615.5 240031	TRW Ø 48 - Halter
			←	☐		24.3481-1615.5 240031	TRW Ø 48 - Halter
			←	☐; → 02/99		24.3481-1616.5 240032	TRW Ø 48 - Halter
			←	☐		24.3481-1616.5 240032	TRW Ø 48 - Halter
			←	☐; 03/99→		24.3541-1749.5 240427	TRW Ø 54 - Halter
			←	☐; 03/99→		24.3541-1750.5 240428	TRW Ø 54 - Halter
2.0 16V (BA0H)	108	07/96→08/03	←	☐; → 09/98		24.3541-1741.5 240215	TRW Ø 54 - Halter
			←	☐; → 09/98		24.3541-1742.5 240216	TRW Ø 54 - Halter
			←	☐; 10/98→ 12/02		24.3541-1749.5 240427	TRW Ø 54 - Halter
			←	☐; 10/98→ 12/02		24.3541-1750.5 240428	TRW Ø 54 - Halter
<b>Zubehörsatz, Bremssattel</b>							
1.4 16V (BA0D, BA1H, BA0W, BA10)	70	03/99→08/03	←	→ 12/02		24.0101-4806.2 260052	TRW
1.9 TDI	69	09/96→08/03					
2.0 i	80	03/99→08/03					
2.0 i (BA0G)	84	01/96→08/03					
1.4 e (BA0E, BA0V)	55	01/96→08/03	←	11/97→ 12/02		24.0101-4806.2 260052	TRW
			←	06/98→ 12/02		24.0101-4806.2 260052	TRW
			←	→ 10/97		24.0101-4807.2 260053	TRW
1.4 Eco (BA0T)	52	01/96→03/99	←	11/97→		24.0101-4806.2 260052	TRW
1.6 i (BA0L)	55	01/96→03/99	←	→ 10/97		24.0101-4807.2 260053	TRW
1.6 16V	81	11/01→12/04	←	→ 12/02; für Fahrzeuge mit verstärktem Fahrwerk		24.0101-4806.2 260052	TRW
1.6 16V (BA04, BA0B, BA11, BA1J, BA16, BA19, BA1K, BA1V,...)	79	03/99→08/02	←	→ 12/02; für Fahrzeuge mit verstärktem Fahrwerk		24.0101-4806.2 260052	TRW
1.6 LPG	80	10/00→08/02					
1.6 e (BA0F, BA0S)	66	01/96→03/99	←			24.0101-4806.2 260052	TRW
2.0	85	05/98→05/01					
1.6 LPG	66	08/95→03/99	←	01/96→		24.0101-4806.2 260052	TRW
1.9 D	69	04/96→02/01	←	09/96→		24.0101-4806.2 260052	TRW
1.9 D Eco (BA0A, BA0U, BA0R)	47	01/96→08/03	←	11/97→ 12/02		24.0101-4806.2 260052	TRW
			←	→ 12/02		24.0101-4806.2 260052	TRW
			←	06/98→ 12/02		24.0101-4806.2 260052	TRW
			←	→ 10/97		24.0101-4807.2 260053	TRW
1.9 dT (B/SA0K, B/SA0Y)	66	01/96→08/03	←	→ 01/98		24.0101-4806.2 260052	TRW
1.9 dTi (BA08, BA0N)	72	03/97→02/01	←			24.0101-4806.2 260052	TRW
			←	→ 02/99		24.0101-4806.2 260052	TRW
<b> Bremsschlauch</b>							
1.4 16V (BA0D, BA1H, BA0W, BA10)	70	03/99→08/03	←	→ 12/02	2	24.5111-0390.3 330566	L= 390
1.4 e (BA0E, BA0V)	55	01/96→08/03	→	→ 12/02	2	24.5229-0265.3 330540	L= 265
1.6 16V	81	11/01→12/04					
1.8 16V (BA06, BA12, BA1A, BA1M, BA1R)	85	01/01→08/03					
1.9 DCi	77	03/99→08/03					
1.9 dCi (BA05, BA1F)	75	02/01→08/03					
1.9 D Eco (BA0A, BA0U, BA0R)	47	01/96→08/03					
1.9 dT (B/SA0K, B/SA0Y)	66	01/96→08/03					
1.9 dTi (BA1U)	59	02/01→08/03					
1.9 TDI	69	09/96→08/03					
2.0 16V (BA0H)	108	07/96→08/03					
2.0 i	80	03/99→08/03					
2.0 i (BA0G)	84	01/96→08/03					
1.4 Eco (BA0T)	52	01/96→03/99	←		2	24.5111-0390.3 330566	L= 390
			→		2	24.5229-0265.3 330540	L= 265
↓							











	kw			 	! #		
<b>RENAULT - MEGANE I (BA0/1_) 08/95→12/04</b>							
 <b>Bremsschlauch</b>							
1.6 16V (BA04, BA0B, BA11, BA1J, BA16, BA19, BA1K, BA1V,...	79	03/99→08/02	←		2	24.5111-0390.3 330566	L= 390
1.6 e (BA0F, BA0S)	66	01/96→03/99	→		2	24.5229-0265.3 330540	L= 265
1.6 i (BA0L)	55	01/96→03/99					
1.6 LPG	80	10/00→08/02					
1.9 dT	76	08/98→10/99					
1.9 dTi (BA08, BA0N)	72	03/97→02/01					
1.6 LPG	66	08/95→03/99	←	01/96→	2	24.5111-0390.3 330566	L= 390
			→	01/96→	2	24.5229-0265.3 330540	L= 265
1.9 D	69	04/96→02/01	←	09/96→	2	24.5111-0390.3 330566	L= 390
			→	09/96→	2	24.5229-0265.3 330540	L= 265
<b>RENAULT - MEGANE I Cabriolet (EA0/1_) 10/96→08/03</b>							
 <b>Bremssattel</b>							
1.4 16V (EA0D, EA1H, EA0W, EA10)	70	03/99→08/03	←	☐		24.3481-1615.5 240031	TRW Ø 48 - Halter
			←	☐		24.3481-1616.5 240032	TRW Ø 48 - Halter
			←	☐; 10/00→		24.3541-1749.5 240427	TRW Ø 54 - Halter
			←	☐; 10/00→		24.3541-1750.5 240428	TRW Ø 54 - Halter
1.6 16V (EA04, EA0B, EA11, EA1J)	79	03/99→07/03	←	☐		24.3541-1749.5 240427	TRW Ø 54 - Halter
2.0 16V	102	01/02→08/03	←	☐		24.3541-1750.5 240428	TRW Ø 54 - Halter
1.6 e (EA0F)	66	10/96→03/99	←	☐		24.3481-1615.5 240031	TRW Ø 48 - Halter
2.0 (EA0G)	84	04/97→08/03	←	☐		24.3481-1616.5 240032	TRW Ø 48 - Halter
2.0 i (EA0G)	80	03/99→08/03	←	☐		24.3481-1616.5 240032	TRW Ø 48 - Halter
2.0 16V (EA0H)	108	10/96→11/99	←	☐; → 08/98; für Linkslenker		24.3541-1741.5 240215	TRW Ø 54 - Halter
			←	☐; → 08/98; für Linkslenker		24.3541-1742.5 240216	TRW Ø 54 - Halter
			←	☐; 09/98→		24.3541-1749.5 240427	TRW Ø 54 - Halter
			←	☐; 09/98→		24.3541-1750.5 240428	TRW Ø 54 - Halter
			←	☐; → 08/98; für Rechtslenker		24.3601-1707.5 240229	TRW Ø 60 - Halter
			←	☐; → 08/98; für Rechtslenker		24.3601-1708.5 240230	TRW Ø 60 - Halter
2.0 16V IDE (EA03, EA0P, EA14)	103	11/99→08/03	←	☐		24.3541-1749.5 240427	TRW Ø 54 - Halter
			←	☐; 10/00→		24.3541-1749.5 240427	TRW Ø 54 - Halter
			←	☐		24.3541-1750.5 240428	TRW Ø 54 - Halter
			←	☐; 10/00→		24.3541-1750.5 240428	TRW Ø 54 - Halter
<b>Zubehörsatz, Bremssattel</b>							
1.4 16V (EA0D, EA1H, EA0W, EA10)	70	03/99→08/03	←			24.0101-4806.2 260052	TRW
1.6 e (EA0F)	66	10/96→03/99					
2.0 (EA0G)	84	04/97→08/03					
2.0 i (EA0G)	80	03/99→08/03					
 <b>Bremsschlauch</b>							
1.4 16V (EA0D, EA1H, EA0W, EA10)	70	03/99→08/03	←		2	24.5111-0390.3 330566	L= 390
1.6 16V (EA04, EA0B, EA11, EA1J)	79	03/99→07/03	→		2	24.5229-0265.3 330540	L= 265
1.6 e (EA0F)	66	10/96→03/99					
2.0 (EA0G)	84	04/97→08/03					
2.0 16V (EA0H)	108	10/96→11/99					
2.0 i (EA0G)	80	03/99→08/03					
2.0 16V	102	01/02→08/03	←	→ 01/02	2	24.5111-0390.3 330566	L= 390
			→		2	24.5229-0265.3 330540	L= 265
2.0 16V IDE (EA03, EA0P, EA14)	103	11/99→08/03	←	10/00→	2	24.5111-0390.3 330566	L= 390
			←		2	24.5111-0390.3 330566	L= 390
			→	10/00→	2	24.5229-0265.3 330540	L= 265
			→		2	24.5229-0265.3 330540	L= 265
<b>RENAULT - MEGANE I Classic (LA0/1_) 09/96→08/08</b>							
 <b>Bremssattel</b>							
1.4 (LA0E, LA0V)	55	09/96→08/03	←	☐; → 10/97; + ABS		24.3481-1611.5 240029	TRW Ø 48 - Halter
			←	☐; → 10/97; + ABS		24.3481-1612.5 240030	TRW Ø 48 - Halter
			←	☐; 11/97→ 12/02; + ABS		24.3481-1615.5 240031	TRW Ø 48 - Halter
↓							

	kw			 	! #		
<b>RENAULT - MEGANE I Classic (LA0/1 ) 09/96→08/08</b>							
<b> Bremsattel</b>							
1.4 (LA0E, LA0V)	55	09/96→08/03	←	☐; 04/98→ 12/02	24.3481-1615.5	240031	TRW Ø 48 - Halter
			←	☐; 04/98→ 12/02	24.3481-1616.5	240032	TRW Ø 48 - Halter
			←	☐; 11/97→ 12/02; + ABS	24.3481-1616.5	240032	TRW Ø 48 - Halter
1.4 16V (LA0D, LA1H, IA0W, LA10) 1.9 dTi (LA1U)	70	03/99→08/03	←	☐; → 12/02	24.3481-1615.5	240031	TRW Ø 48 - Halter
	59	02/01→08/03	←	☐; → 12/02	24.3481-1616.5	240032	TRW Ø 48 - Halter
			←	☐; → 12/02	24.3541-1749.5	240427	TRW Ø 54 - Halter
1.6 1.6 e (LA0F, LA0S) 1.9 dT 2.0 RT	64	02/00→09/00	←	☐	24.3481-1615.5	240031	TRW Ø 48 - Halter
	66	09/96→03/99	←	☐	24.3481-1616.5	240032	TRW Ø 48 - Halter
	76	08/98→10/99	←	☐			
	112	10/96→02/99	←	☐			
1.6 16V	81	09/99→12/01	←	☐	24.3481-1615.5	240031	TRW Ø 48 - Halter
			←	☐; für Fahrzeuge mit verstärktem Fahrwerk	24.3541-1749.5	240427	TRW Ø 54 - Halter
			←	☐	24.3481-1615.5	240031	TRW Ø 48 - Halter
			←	☐	24.3481-1616.5	240032	TRW Ø 48 - Halter
			←	☐; für Fahrzeuge mit verstärktem Fahrwerk	24.3541-1750.5	240428	TRW Ø 54 - Halter
			←	☐; für Fahrzeuge ohne verstärktes Fahrwerk	24.3481-1616.5	240032	TRW Ø 48 - Halter
			←	☐; für Fahrzeuge ohne verstärktes Fahrwerk	24.3541-1749.5	240427	TRW Ø 54 - Halter
1.6 16V (LA00, LA04, LA0B, LA11, LA16, LA19, LA1J, LA1K,....	79	03/99→07/03	←	☐; → 12/02	24.3481-1615.5	240031	TRW Ø 48 - Halter
			←	☐; → 12/02; für Fahrzeuge mit verstärktem Fahrwerk	24.3541-1749.5	240427	TRW Ø 54 - Halter
			←	☐; → 12/02; für Fahrzeuge mit verstärktem Fahrwerk	24.3481-1616.5	240032	TRW Ø 48 - Halter
			←	☐; → 12/02	24.3481-1616.5	240032	TRW Ø 48 - Halter
			←	☐; → 12/02	24.3541-1750.5	240428	TRW Ø 54 - Halter
			←	☐; → 12/02; für Fahrzeuge ohne verstärktes Fahrwerk	24.3541-1749.5	240427	TRW Ø 54 - Halter
			←	☐; → 12/02; für Fahrzeuge ohne verstärktes Fahrwerk	24.3541-1750.5	240428	TRW Ø 54 - Halter
1.6 i (LA0L)	55	09/96→03/99	←	☐; → 10/97	24.3481-1611.5	240029	TRW Ø 48 - Halter
			←	☐; → 10/97	24.3481-1612.5	240030	TRW Ø 48 - Halter
			←	☐; 11/97→	24.3481-1615.5	240031	TRW Ø 48 - Halter
			←	☐; 11/97→	24.3481-1616.5	240032	TRW Ø 48 - Halter
1.8 16V (LA06, LA12, LA1A, LA1M, LA1R) 1.9 dCi (LA05, LA1F) 2.0 i (LA0G)	85	01/01→08/03	←	☐; → 12/02	24.3541-1749.5	240427	TRW Ø 54 - Halter
	75	02/01→08/03	←	☐; → 12/02	24.3541-1750.5	240428	TRW Ø 54 - Halter
	80	03/99→08/03	←	☐			
1.9 D (LA0A, LA0U, LA0R)	47	09/96→08/03	←	☐; → 10/97	24.3481-1611.5	240029	TRW Ø 48 - Halter
			←	☐; → 10/97	24.3481-1612.5	240030	TRW Ø 48 - Halter
			←	☐; 11/97→ 12/02	24.3481-1615.5	240031	TRW Ø 48 - Halter
			←	☐; 09/98→ 12/02	24.3481-1615.5	240031	TRW Ø 48 - Halter
			←	☐; 11/97→ 12/02	24.3481-1616.5	240032	TRW Ø 48 - Halter
			←	☐; 09/98→ 12/02	24.3481-1616.5	240032	TRW Ø 48 - Halter
1.9 dCi (LA05)	77	03/99→07/03	←	☐	24.3541-1749.5	240427	TRW Ø 54 - Halter
			←	☐	24.3541-1750.5	240428	TRW Ø 54 - Halter
1.9 dT (LA0K, LA0Y) 1.9 TDI	66	09/96→08/03	←	☐; → 12/02	24.3481-1615.5	240031	TRW Ø 48 - Halter
	69	09/96→08/03	←	☐; → 12/02	24.3481-1616.5	240032	TRW Ø 48 - Halter
1.9 dTi (LA08, LA0N)	72	03/97→02/01	←	☐; → 02/99	24.3481-1615.5	240031	TRW Ø 48 - Halter
			←	☐	24.3481-1615.5	240031	TRW Ø 48 - Halter
			←	☐; → 02/99	24.3541-1749.5	240427	TRW Ø 54 - Halter
			←	☐; → 02/99	24.3481-1616.5	240032	TRW Ø 48 - Halter
			←	☐	24.3481-1616.5	240032	TRW Ø 48 - Halter
			←	☐	24.3541-1750.5	240428	TRW Ø 54 - Halter
			←	☐; 03/99→	24.3541-1749.5	240427	TRW Ø 54 - Halter
2.0 i (LA07, LA0G)	84	09/96→08/03	←	☐; → 02/99	24.3481-1615.5	240031	TRW Ø 48 - Halter
			↓				

	kw			 	! #				
<b>RENAULT - MEGANE I Classic (LA0/1_) 09/96→08/08</b>									
 <b>Bremssattel</b>									
2.0 i (LA07, LA0G)	84	09/96→08/03	←	☐; → 02/99		24.3481-1616.5	240032	TRW Ø 48 - Halter	
			←	☐; → 12/02		24.3541-1749.5	240427	TRW Ø 54 - Halter	
			←	☐; 03/99→ 12/02		24.3541-1749.5	240427	TRW Ø 54 - Halter	
			←	☐; → 12/02		24.3541-1750.5	240428	TRW Ø 54 - Halter	
			←	☐; 03/99→ 12/02		24.3541-1750.5	240428	TRW Ø 54 - Halter	
2.0 RT	103	03/01→08/03	←	☐; → 02/03		24.3541-1749.5	240427	TRW Ø 54 - Halter	
			←	☐; → 02/03		24.3541-1750.5	240428	TRW Ø 54 - Halter	
<b>Zubehörsatz, Bremssattel</b>									
1.4 (LA0E, LA0V)	55	09/96→08/03	←	11/97→ 12/02; + ABS		24.0101-4806.2	260052	TRW	
			←	04/98→ 12/02		24.0101-4806.2	260052	TRW	
			←	→ 10/97; + ABS		24.0101-4807.2	260053	TRW	
1.4 16V (LA0D, LA1H, IA0W, LA10)	70	03/99→08/03	←	→ 12/02		24.0101-4806.2	260052	TRW	
1.9 dT (LA0K, LA0Y)	66	09/96→08/03							
1.9 dTi (LA1U)	59	02/01→08/03							
1.9 TDI	69	09/96→08/03							
1.6 1.6 e (LA0F, LA0S) 1.9 dT 2.0 RT	64	02/00→09/00	←			24.0101-4806.2	260052	TRW	
	66	09/96→03/99							
	76	08/98→10/99							
	112	10/96→02/99							
1.6 16V	81	09/99→12/01	←			24.0101-4806.2	260052	TRW	
			←	für Fahrzeuge mit verstärktem Fahrwerk		24.0101-4806.2	260052	TRW	
1.6 16V (LA00, LA04, LA0B, LA11, LA16, LA19, LA1J, LA1K,...)	79	03/99→07/03	←	→ 12/02		24.0101-4806.2	260052	TRW	
			←	→ 12/02; für Fahrzeuge mit verstärktem Fahrwerk		24.0101-4806.2	260052	TRW	
1.6 i (LA0L)	55	09/96→03/99	←	11/97→		24.0101-4806.2	260052	TRW	
			←	→ 10/97		24.0101-4807.2	260053	TRW	
1.9 D (LA0A, LA0U, LA0R)	47	09/96→08/03	←	11/97→ 12/02		24.0101-4806.2	260052	TRW	
			←	09/98→ 12/02		24.0101-4806.2	260052	TRW	
			←	→ 10/97		24.0101-4807.2	260053	TRW	
1.9 dTi (LA08, LA0N)	72	03/97→02/01	←			24.0101-4806.2	260052	TRW	
			←	→ 02/99		24.0101-4806.2	260052	TRW	
2.0 i (LA07, LA0G)	84	09/96→08/03	←	→ 02/99		24.0101-4806.2	260052	TRW	
 <b>Bremsschlauch</b>									
1.4 (LA0E, LA0V)	55	09/96→08/03	←	→ 12/02	2	24.5111-0390.3	330566	L= 390	
1.4 16V (LA0D, LA1H, IA0W, LA10)	70	03/99→08/03	→	→ 12/02	2	24.5229-0265.3	330540	L= 265	
1.6 16V (LA00, LA04, LA0B, LA11, LA16, LA19, LA1J, LA1K,...) 1.8 16V (LA06, LA12, LA1A, LA1M, LA1R) 1.9 D (LA0A, LA0U, LA0R) 1.9 dT (LA0K, LA0Y) 1.9 dTi (LA1U) 1.9 TDI 2.0 i (LA07, LA0G)	79	03/99→07/03							
	85	01/01→08/03							
	47	09/96→08/03							
	66	09/96→08/03							
	59	02/01→08/03							
	69	09/96→08/03							
	84	09/96→08/03							
	1.6 16V 1.6 e (LA0F, LA0S) 1.6 i (LA0L) 1.9 dT 1.9 dTi (LA08, LA0N) 2.0 RT	81	09/99→12/01	←		2	24.5111-0390.3	330566	L= 390
		66	09/96→03/99						
		55	09/96→03/99	→		2	24.5229-0265.3	330540	L= 265
76		08/98→10/99							
72		03/97→02/01							
1.9 dCi (LA05, LA1F)	75	02/01→08/03	←	→ 12/02	2	24.5111-0390.3	330566	L= 390	
2.0 RT	103	03/01→08/03	←	→ 02/03	2	24.5111-0390.3	330566	L= 390	
			→	→ 02/03	2	24.5229-0265.3	330540	L= 265	
<b>RENAULT - MEGANE I Coach (DA0/1_) 03/96→08/03</b>									
 <b>Bremssattel</b>									
1.4 16V (DA0D, DA1H, DA0W, DA10)	70	03/99→07/03	←	☐; → 02/03		24.3481-1615.5	240031	TRW Ø 48 - Halter	
			←	☐; → 02/03		24.3481-1616.5	240032	TRW Ø 48 - Halter	
			←	☐; 10/00→ 02/03		24.3541-1749.5	240427	TRW Ø 54 - Halter	
↓									








	kw			 	! #		
<b>RENAULT - MEGANE I Coach (DA0/1_) 03/96→08/03</b>							
 <b>Bremssattel</b>							
1.4 16V (DA0D, DA1H, DA0W, DA10)	70	03/99→07/03	←	☐; 10/00→ 02/03		24.3541-1750.5 240428	TRW Ø 54 - Halter
1.6 16V (DA0B, DA04, DA11)	79	03/99→07/03	←	☐; → 02/03		24.3541-1749.5 240427	TRW Ø 54 - Halter
1.9 dCi (DA05, DA1F)	75	02/01→08/03	←	☐; → 02/03		24.3541-1750.5 240428	TRW Ø 54 - Halter
2.0 16V	102	01/02→08/03					
1.6 e (DA0F)	66	03/96→03/99	←	☐		24.3481-1615.5 240031	TRW Ø 48 - Halter
			←	☐		24.3481-1616.5 240032	TRW Ø 48 - Halter
1.9 dTi (DA0N)	72	03/97→02/01	←	☐; 05/97→ 02/99		24.3481-1615.5 240031	TRW Ø 48 - Halter
			←	☐; 05/97→ 02/99		24.3481-1616.5 240032	TRW Ø 48 - Halter
			←	☐; 03/99→		24.3541-1749.5 240427	TRW Ø 54 - Halter
			←	☐; 03/99→		24.3541-1750.5 240428	TRW Ø 54 - Halter
2.0 16V (DA0H)	108	03/96→11/99	←	☐; → 08/98; für Linkslenker		24.3541-1741.5 240215	TRW Ø 54 - Halter
			←	☐; → 08/98; für Linkslenker		24.3541-1742.5 240216	TRW Ø 54 - Halter
			←	☐; 09/98→		24.3541-1749.5 240427	TRW Ø 54 - Halter
			←	☐; 09/98→		24.3541-1750.5 240428	TRW Ø 54 - Halter
			←	☐; → 08/98; für Rechtslenker		24.3601-1707.5 240229	TRW Ø 60 - Halter
			←	☐; → 08/98; für Rechtslenker		24.3601-1708.5 240230	TRW Ø 60 - Halter
2.0 16V IDE (DA03, DA0P, DA14)	103	11/99→08/03	←	☐; 10/00→ 02/03		24.3541-1749.5 240427	TRW Ø 54 - Halter
			←	☐; → 02/03		24.3541-1749.5 240427	TRW Ø 54 - Halter
			←	☐; 10/00→ 02/03		24.3541-1750.5 240428	TRW Ø 54 - Halter
			←	☐; → 02/03		24.3541-1750.5 240428	TRW Ø 54 - Halter
2.0 i	80	03/99→08/03	←	☐; → 02/03		24.3481-1615.5 240031	TRW Ø 48 - Halter
2.0 i (DA0G)	84	03/96→08/03	←	☐; → 02/03		24.3481-1616.5 240032	TRW Ø 48 - Halter
<b>Zubehörsatz, Bremssattel</b>							
1.4 16V (DA0D, DA1H, DA0W, DA10)	70	03/99→07/03	←	→ 02/03		24.0101-4806.2 260052	TRW
2.0 i	80	03/99→08/03					
2.0 i (DA0G)	84	03/96→08/03					
1.6 e (DA0F)	66	03/96→03/99	←			24.0101-4806.2 260052	TRW
1.9 dTi (DA0N)	72	03/97→02/01	←	05/97→ 02/99		24.0101-4806.2 260052	TRW
 <b>Bremsschlauch</b>							
1.4 16V (DA0D, DA1H, DA0W, DA10)	70	03/99→07/03	←	→ 02/03	2	24.5111-0390.3 330566	L= 390
1.6 16V (DA0B, DA04, DA11)	79	03/99→07/03	→	→ 02/03	2	24.5229-0265.3 330540	L= 265
1.9 dCi (DA05, DA1F)	75	02/01→08/03					
2.0 16V	102	01/02→08/03					
2.0 i	80	03/99→08/03					
2.0 i (DA0G)	84	03/96→08/03					
1.6 e (DA0F)	66	03/96→03/99	←		2	24.5111-0390.3 330566	L= 390
2.0 16V (DA0H)	108	03/96→11/99	→		2	24.5229-0265.3 330540	L= 265
1.9 dTi (DA0N)	72	03/97→02/01	←	05/97→	2	24.5111-0390.3 330566	L= 390
			→	05/97→	2	24.5229-0265.3 330540	L= 265
2.0 16V IDE (DA03, DA0P, DA14)	103	11/99→08/03	←	→ 02/03	2	24.5111-0390.3 330566	L= 390
			←	10/00→ 02/03	2	24.5111-0390.3 330566	L= 390
			→	→ 02/03	2	24.5229-0265.3 330540	L= 265
			→	10/00→ 02/03	2	24.5229-0265.3 330540	L= 265
<b>RENAULT - MEGANE I Grandtour (KA0/1_) 03/99→08/03</b>							
 <b>Bremssattel</b>							
1.4 16V (KA0D, KA1H, KA0W, KA10)	70	03/99→08/03	←	☐		24.3481-1615.5 240031	TRW Ø 48 - Halter
			←	☐		24.3481-1616.5 240032	TRW Ø 48 - Halter
			→	☐		24.3344-1707.5 240808	TRW Ø 34 - Halter
			→	☐		24.3344-1708.5 240809	TRW Ø 34 - Halter
1.4 e (KA0V)	55	03/99→08/03	←	☐		24.3481-1615.5 240031	TRW Ø 48 - Halter
1.6 e (KA0F)	66	03/99→08/03	←	☐		24.3481-1616.5 240032	TRW Ø 48 - Halter
1.9 D (KA0J, KA0R)	47	04/99→08/03	←	☐		24.3481-1616.5 240032	TRW Ø 48 - Halter
1.6 16V (KA0B, KA04, KA11)	79	03/99→08/03	←	☐		24.3541-1749.5 240427	TRW Ø 54 - Halter
↓							



















	kw			 	! #		
<b>RENAULT - MEGANE I Grandtour (KA0/1_) 03/99→08/03</b>							
 <b>Bremssattel</b>							
1.9 dTi (KA0N)	72	03/99→02/01	←	☐		24.3541-1750.5 240428	TRW Ø 54 - Halter
			→	☐; 07/99→		24.3344-1707.5 240808	TRW Ø 34 - Halter
			→	☐; 07/99→		24.3344-1708.5 240809	TRW Ø 34 - Halter
1.6 Bifuel	80	03/99→09/00	←	☐		24.3541-1749.5 240427	TRW Ø 54 - Halter
			←	☐		24.3541-1750.5 240428	TRW Ø 54 - Halter
1.8 16V (KA0S, KA12, KA1A, KA1M, KA1R)	85	01/01→08/03	←	☐		24.3541-1749.5 240427	TRW Ø 54 - Halter
1.9 dCi (KA05, KA1F)	75	02/01→08/03	←	☐		24.3541-1750.5 240428	TRW Ø 54 - Halter
1.9 dTi (KA1U)	59	02/01→08/03	→	☐		24.3344-1707.5 240808	TRW Ø 34 - Halter
			→	☐		24.3344-1708.5 240809	TRW Ø 34 - Halter
<b>Zubehörsatz, Bremssattel</b>							
1.4 16V (KA0D, KA1H, KA0W, KA10)	70	03/99→08/03	←			24.0101-4806.2 260052	TRW
1.4 e (KA0V)	55	03/99→08/03					
1.6 e (KA0F)	66	03/99→08/03					
1.9 D (KA0J, KA0R)	47	04/99→08/03					
 <b>Bremsschlauch</b>							
1.4 16V (KA0D, KA1H, KA0W, KA10)	70	03/99→08/03	←		2	24.5111-0390.3 330566	L= 390
1.4 e (KA0V)	55	03/99→08/03	→		2	24.5229-0265.3 330540	L= 265
1.6 16V (KA0B, KA04, KA11)	79	03/99→08/03					
1.6 Bifuel	80	03/99→09/00					
1.6 e (KA0F)	66	03/99→08/03					
1.8 16V (KA0S, KA12, KA1A, KA1M, KA1R)	85	01/01→08/03					
1.9 D (KA0J, KA0R)	47	04/99→08/03					
1.9 dCi (KA05, KA1F)	75	02/01→08/03					
1.9 dTi (KA0N)	72	03/99→02/01					
1.9 dTi (KA1U)	59	02/01→08/03					
<b>RENAULT - MEGANE II (BM0/1_, CM0/1_) 07/01→10/12</b>							
 <b>Bremssattel</b>							
1.4 16V	60	10/03→02/08	→	☐; PR 1334		11.9387-7001.2 220397	ATE Ø 38 - Halter
1.5 dCi (BM02, BM13, BM2A, CM02, CM13)	74	10/03→02/08	→	☐; PR 1334		11.9387-7002.2 220398	ATE Ø 38 - Halter
1.5 dCi (BM1E, CM1E)	78	05/05→06/08	→	☐		24.3347-1709.5 240846	TRW Ø 34 - Halter
1.5 dCi (BM1F, CM1F)	63	05/05→02/08	→	☐		24.3347-1710.5 240847	TRW Ø 34 - Halter
1.6	77	06/05→02/08	→	☐			
1.6 16V	82	01/06→06/08					
1.6 Flex-Fuel	77	01/07→02/08					
2.0	102	06/06→12/10					
2.0	169	08/06→02/08					
2.0 16V Turbo	120	05/04→02/08					
2.0 dCi (BM1K, CM1K)	110	09/05→02/08					
1.4 16V (BM0B, CM0B)	72	11/02→02/08	→	☐; PR 1334		11.9387-7001.2 220397	ATE Ø 38 - Halter
1.6 16V (BM0C, CM0C)	83	11/02→02/08	→	☐; PR 1334		11.9387-7002.2 220398	ATE Ø 38 - Halter
1.9 dCi (BM0G, CM0G)	88	11/02→02/08	→	☐; 12/02→		24.3347-1709.5 240846	TRW Ø 34 - Halter
2.0 16V (BM0U, CM0U)	99	11/02→02/08	→	☐; 12/02→		24.3347-1710.5 240847	TRW Ø 34 - Halter
1.5 dCi (BM0F, BM0T, BM2B, CM0F, CM0T)	60	09/02→02/08	→	☐; 11/02→; PR 1334		11.9387-7001.2 220397	ATE Ø 38 - Halter
			→	☐; 11/02→; PR 1334		11.9387-7002.2 220398	ATE Ø 38 - Halter
			→	☐; 12/02→		24.3347-1709.5 240846	TRW Ø 34 - Halter
			→	☐; 12/02→		24.3347-1710.5 240847	TRW Ø 34 - Halter
1.5 dCi (BM16, CM16)	76	01/07→03/09	→	☐; → 11/08; PR 1334		11.9387-7001.2 220397	ATE Ø 38 - Halter
1.9 dCi	96	05/05→12/09	→	☐; → 11/08; PR 1334		11.9387-7002.2 220398	ATE Ø 38 - Halter
2.0 Renault Sport	165	05/04→10/09	→	☐; → 11/08		24.3347-1709.5 240846	TRW Ø 34 - Halter
			→	☐; → 11/08		24.3347-1710.5 240847	TRW Ø 34 - Halter
1.6 Bifuel	77	06/05→02/08	→	☐; 01/07→; PR 1334		11.9387-7001.2 220397	ATE Ø 38 - Halter
			→	☐; 01/07→; PR 1334		11.9387-7002.2 220398	ATE Ø 38 - Halter
			→	☐; 01/07→		24.3347-1709.5 240846	TRW Ø 34 - Halter
			→	☐; 01/07→		24.3347-1710.5 240847	TRW Ø 34 - Halter
1.9 dCi	66	11/02→12/05	→	☐		24.3347-1709.5 240846	TRW Ø 34 - Halter
			→	☐		24.3347-1710.5 240847	TRW Ø 34 - Halter
1.9 dCi	68	03/04→08/06	→	☐; 01/06→; PR 1334		11.9387-7001.2 220397	ATE Ø 38 - Halter
↓							




















	kw			 	! #		
<b>RENAULT - MEGANE II (BM0/1_, CM0/1_) 07/01→10/12</b>							
<b>Bremssattel</b>							
1.9 dCi	81	05/05→02/08	➡	☐; 01/06→; PR 1334		11.9387-7002.2 220398	ATE Ø 38 - Halter
1.9 dCi	85	11/02→02/08	➡	☐; 01/06→		24.3347-1709.5 240846	TRW Ø 34 - Halter
			➡	☐; 01/06→		24.3347-1710.5 240847	TRW Ø 34 - Halter
<b>Feder, Bremssattel</b>							
1.4 16V	60	10/03→02/08	←	10/05→	2	11.8116-0301.1 390610	ATE
1.4 16V (BM0B, CM0B)	72	11/02→02/08	➡				
1.5 dCi (BM1F, CM1F)	63	05/05→02/08			2	11.8116-0340.1 390595	ATE
1.6 16V (BM0C, CM0C)	83	11/02→02/08					
1.9 dCi (BM0G, CM0G)	88	11/02→02/08					
2.0 16V (BM0U, CM0U)	99	11/02→02/08					
2.0 16V Turbo	120	05/04→02/08					
1.5 dCi (BM02, BM13, BM2A, CM02, CM13)	74	10/03→02/08			2	11.8116-0340.1 390595	ATE
			←	10/05→	2	11.8116-0301.1 390610	ATE
1.5 dCi (BM0F, BM0T, BM2B, CM0F, CM0T)	60	09/02→02/08	←	10/05→	2	11.8116-0301.1 390610	ATE
			➡	11/02→	2	11.8116-0340.1 390595	ATE
1.5 dCi (BM16, CM16)	76	01/07→03/09	←	→ 11/08	2	11.8116-0301.1 390610	ATE
1.9 dCi	96	05/05→12/09	➡	→ 11/08	2	11.8116-0340.1 390595	ATE
1.5 dCi (BM1E, CM1E)	78	05/05→06/08	←		2	11.8116-0301.1 390610	ATE
1.6	77	06/05→02/08	➡				
1.6 16V	82	01/06→06/08			2	11.8116-0340.1 390595	ATE
1.6 Flex-Fuel	77	01/07→02/08					
2.0	102	06/06→12/10					
2.0 dCi (BM1K, CM1K)	110	09/05→02/08					
1.6 Bifuel	77	06/05→02/08	←	01/07→	2	11.8116-0301.1 390610	ATE
			➡	01/07→	2	11.8116-0340.1 390595	ATE
1.9 dCi	68	03/04→08/06	←	01/06→	2	11.8116-0301.1 390610	ATE
1.9 dCi	81	05/05→02/08	➡				
1.9 dCi	85	11/02→02/08	➡	01/06→	2	11.8116-0340.1 390595	ATE
2.0	169	08/06→02/08	➡		2	11.8116-0340.1 390595	ATE
2.0 Renault Sport	165	05/04→10/09	➡	→ 11/08	2	11.8116-0340.1 390595	ATE
<b>Führungshülzensatz, Bremssattel</b>							
1.4 16V	60	10/03→02/08	←	10/05→		11.0101-5407.2 260011	ATE
1.4 16V (BM0B, CM0B)	72	11/02→02/08	➡				
1.5 dCi (BM02, BM13, BM2A, CM02, CM13)	74	10/03→02/08				11.0101-5407.2 260011	ATE
1.5 dCi (BM1F, CM1F)	63	05/05→02/08					
1.6 16V (BM0C, CM0C)	83	11/02→02/08					
1.9 dCi (BM0G, CM0G)	88	11/02→02/08					
2.0 16V (BM0U, CM0U)	99	11/02→02/08					
2.0 16V Turbo	120	05/04→02/08					
1.5 dCi (BM0F, BM0T, BM2B, CM0F, CM0T)	60	09/02→02/08	←	10/05→		11.0101-5407.2 260011	ATE
			➡	11/02→		11.0101-5407.2 260011	ATE
1.5 dCi (BM16, CM16)	76	01/07→03/09	←	→ 11/08		11.0101-5407.2 260011	ATE
1.9 dCi	96	05/05→12/09	➡	→ 11/08		11.0101-5407.2 260011	ATE
1.5 dCi (BM1E, CM1E)	78	05/05→06/08	←			11.0101-5407.2 260011	ATE
1.6	77	06/05→02/08	➡				
1.6 16V	82	01/06→06/08				11.0101-5407.2 260011	ATE
1.6 Flex-Fuel	77	01/07→02/08					
2.0	102	06/06→12/10					
2.0 dCi (BM1K, CM1K)	110	09/05→02/08					
1.6 Bifuel	77	06/05→02/08	←	01/07→		11.0101-5407.2 260011	ATE
			➡	01/07→		11.0101-5407.2 260011	ATE
1.9 dCi	68	03/04→08/06	←	01/06→		11.0101-5407.2 260011	ATE
1.9 dCi	81	05/05→02/08	➡				
1.9 dCi	85	11/02→02/08	➡	01/06→		11.0101-5407.2 260011	ATE
2.0	169	08/06→02/08	➡			11.0101-5407.2 260011	ATE
2.0 Renault Sport	165	05/04→10/09	➡	→ 11/08		11.0101-5407.2 260011	ATE
<b>Führungsbolzen, Bremssattel</b>							
1.4 16V	60	10/03→02/08		10/05→		11.8171-0008.1 990049	ATE
1.4 16V (BM0B, CM0B)	72	11/02→02/08				11.8171-0008.1 990049	ATE
1.5 dCi (BM1F, CM1F)	63	05/05→02/08					
1.6 16V (BM0C, CM0C)	83	11/02→02/08					
1.9 dCi (BM0G, CM0G)	88	11/02→02/08					
2.0 16V (BM0U, CM0U)	99	11/02→02/08					
2.0 16V Turbo	120	05/04→02/08					
1.5 dCi (BM02, BM13, BM2A, CM02, CM13)	74	10/03→02/08	←	10/05→		11.8171-0008.1 990049	ATE
↓							

	kW					! #					
<b>RENAULT - MEGANE II (BM0/1_, CM0/1_) 07/01→10/12</b>											
<b>Führungsbolzen, Bremssattel</b>											
1.5 dCi (BM02, BM13, BM2A, CM02, CM13)	74	10/03→02/08	➔				11.8171-0008.1 990049	ATE			
1.5 dCi (BM0F, BM0T, BM2B, CM0F, CM0T)	60	09/02→02/08		11/02→			11.8171-0008.1 990049	ATE			
				10/05→		11.8171-0008.1 990049	ATE				
1.5 dCi (BM16, CM16) 1.9 dCi 2.0 Renault Sport	76	01/07→03/09					11.8171-0008.1 990049	ATE			
	96	05/05→12/09		→ 11/08							
	165	05/04→10/09									
1.5 dCi (BM1E, CM1E) 1.6 1.6 16V 1.6 Flex-Fuel 2.0 2.0 2.0 dCi (BM1K, CM1K)	78	05/05→06/08					11.8171-0008.1 990049	ATE			
	77	06/05→02/08									
	82	01/06→06/08									
	77	01/07→02/08									
	102	06/06→12/10									
	169	08/06→02/08									
	110	09/05→02/08									
	77	06/05→02/08		01/07→					11.8171-0008.1 990049	ATE	
1.9 dCi	68	03/04→08/06		01/06→			11.8171-0008.1 990049	ATE			
1.9 dCi	81	05/05→02/08									
1.9 dCi	85	11/02→02/08									
<b>Zubehörsatz, Bremssattel</b>											
1.4 16V	60	10/03→02/08					24.0101-3803.2 260101	TRW			
1.5 dCi (BM02, BM13, BM2A, CM02, CM13) 1.5 dCi (BM1E, CM1E) 1.5 dCi (BM1F, CM1F) 1.6 1.6 16V 1.6 Flex-Fuel 2.0 2.0 2.0 16V Turbo 2.0 dCi (BM1K, CM1K)	74	10/03→02/08					24.0101-3803.2 260101	TRW			
	78	05/05→06/08									
	63	05/05→02/08									
	77	06/05→02/08									
	82	01/06→06/08									
	77	01/07→02/08									
	102	06/06→12/10									
	169	08/06→02/08									
	120	05/04→02/08									
	110	09/05→02/08									
	72	11/02→02/08		12/02→						24.0101-3803.2 260101	TRW
	60	09/02→02/08									
	83	11/02→02/08									
88	11/02→02/08										
99	11/02→02/08										
1.5 dCi (BM16, CM16) 1.9 dCi 2.0 Renault Sport	76	01/07→03/09		→ 11/08			24.0101-3803.2 260101	TRW			
	96	05/05→12/09									
	165	05/04→10/09									
1.6 Bifuel	77	06/05→02/08		01/07→			24.0101-3803.2 260101	TRW			
1.9 dCi 1.9 dCi 1.9 dCi	68	03/04→08/06		01/06→			24.0101-3803.2 260101	TRW			
	81	05/05→02/08									
	85	11/02→02/08									
<b>Bremsschlauch</b>											
1.4 16V	60	10/03→02/08		☐; 09/05→	2	24.5229-0185.3 330397	L= 185				
1.4 16V (BM0B, CM0B)	72	11/02→02/08		☐; → 08/05	2	24.5251-0185.3 330701	L= 185				
1.5 dCi (BM1F, CM1F)	63	05/05→02/08									
1.6 16V (BM0C, CM0C)	83	11/02→02/08	←	→ 09/05	2	24.5111-0429.3 331015	L= 429,6				
1.9 dCi (BM0G, CM0G)	88	11/02→02/08	←	10/05→	2	24.5155-0445.3 331057	L= 445				
2.0 16V (BM0U, CM0U)	99	11/02→02/08	←								
1.5 dCi (BM02, BM13, BM2A, CM02, CM13)	74	10/03→02/08		☐; 09/05→	2	24.5229-0185.3 330397	L= 185				
				☐	2	24.5229-0185.3 330397	L= 185				
			←	→ 09/05	2	24.5111-0429.3 331015	L= 429,6				
			←	10/05→	2	24.5155-0445.3 331057	L= 445				
			➔	☐; → 08/05	2	24.5229-0185.3 330397	L= 185				
1.5 dCi (BM0F, BM0T, BM2B, CM0F, CM0T)	60	09/02→02/08		☐; 09/05→	2	24.5229-0185.3 330397	L= 185				
				☐; 11/02→ 08/05	2	24.5251-0185.3 330701	L= 185				
			←	11/02→ 09/05	2	24.5111-0429.3 331015	L= 429,6				
			←	10/05→	2	24.5155-0445.3 331057	L= 445				
1.5 dCi (BM16, CM16)	76	01/07→03/09		☐; → 11/08	2	24.5229-0185.3 330397	L= 185				
			←	→ 11/08	2	24.5155-0445.3 331057	L= 445				
1.5 dCi (BM1E, CM1E) 1.6 1.6 16V 1.6 Flex-Fuel 2.0 2.0 dCi 2.0 dCi (BM1K, CM1K)	78	05/05→06/08		☐	2	24.5229-0185.3 330397	L= 185				
			77	06/05→02/08	←		2	24.5155-0445.3 331057	L= 445		
			82	01/06→06/08							
			77	01/07→02/08							
			102	06/06→12/10							
			127	01/07→02/08							
			110	09/05→02/08							
1.6 Bifuel	77	06/05→02/08		☐; 01/07→	2	24.5229-0185.3 330397	L= 185				
			←	01/07→	2	24.5155-0445.3 331057	L= 445				
↓											








	kW					! #		
<b>RENAULT - MEGANE II (BM0/1_ , CM0/1_) 07/01→10/12</b>								
 <b>Bremsschlauch</b>								
1.9 dCi	68	03/04→08/06		☐; 01/06→		2	24.5229-0185.3 330397	L= 185
1.9 dCi	81	05/05→02/08	←	01/06→		2	24.5155-0445.3 331057	L= 445
1.9 dCi	85	11/02→02/08						
1.9 dCi	96	05/05→12/09		☐; 09/05→ 11/08		2	24.5229-0185.3 330397	L= 185
				☐; → 08/05		2	24.5251-0185.3 330701	L= 185
			←	→ 11/08		2	24.5155-0445.3 331057	L= 445
2.0	169	08/06→02/08		☐		2	24.5229-0185.3 330397	L= 185
2.0 16V Turbo	120	05/04→02/08		☐; 09/05→		2	24.5229-0185.3 330397	L= 185
				☐; → 08/05		2	24.5251-0185.3 330701	L= 185
2.0 Renault Sport	165	05/04→10/09		☐; 09/05→ 11/08		2	24.5229-0185.3 330397	L= 185
				☐; → 08/05		2	24.5251-0185.3 330701	L= 185
<b>RENAULT - MEGANE II Coupé-Cabriolet (EM0/1_) 09/03→03/10</b>								
 <b>Bremssattel</b>								
1.5 dCi (EM16)	76	01/07→06/09	→	☐; 05/07→			24.3347-1709.5 240846	TRW Ø 34 - Halter
1.6	77	06/05→03/09	→	☐; → 04/07			24.3347-1709.5 240846	TRW Ø 34 - Halter
1.6	83	09/03→03/09	→					
1.9 dCi	81	05/05→03/09	→	☐; → 04/07			24.3347-1710.5 240847	TRW Ø 34 - Halter
1.9 dCi	88	09/03→03/09	→					
2.0 16V Turbo	120	05/04→03/09	→	☐; 05/07→			24.3347-1710.5 240847	TRW Ø 34 - Halter
2.0 dCi	110	09/05→03/09	→					
1.5 dCi (EM1E)	78	03/06→01/09	→	☐; 05/07→ 06/08			24.3347-1709.5 240846	TRW Ø 34 - Halter
			→	☐; → 04/07			24.3347-1709.5 240846	TRW Ø 34 - Halter
			→	☐; 05/07→ 06/08			24.3347-1710.5 240847	TRW Ø 34 - Halter
			→	☐; → 04/07			24.3347-1710.5 240847	TRW Ø 34 - Halter
1.6 16V	82	01/06→06/08	→	☐; 01/07→ 04/07			24.3347-1709.5 240846	TRW Ø 34 - Halter
			→	☐; 05/07→			24.3347-1709.5 240846	TRW Ø 34 - Halter
			→	☐; 01/07→ 04/07			24.3347-1710.5 240847	TRW Ø 34 - Halter
			→	☐; 05/07→			24.3347-1710.5 240847	TRW Ø 34 - Halter
1.9 dCi	85	09/03→03/09	→	☐; 01/06→ 04/07			24.3347-1709.5 240846	TRW Ø 34 - Halter
			→	☐; 05/07→			24.3347-1709.5 240846	TRW Ø 34 - Halter
			→	☐; 01/06→ 04/07			24.3347-1710.5 240847	TRW Ø 34 - Halter
			→	☐; 05/07→			24.3347-1710.5 240847	TRW Ø 34 - Halter
1.9 dCi	96	05/05→02/07	→	☐			24.3347-1709.5 240846	TRW Ø 34 - Halter
2.0	102	09/03→02/07	→	☐			24.3347-1710.5 240847	TRW Ø 34 - Halter
2.0	99	09/03→12/09	→	☐; → 03/07			24.3347-1709.5 240846	TRW Ø 34 - Halter
			→	☐; → 03/07			24.3347-1710.5 240847	TRW Ø 34 - Halter
<b>Feder, Bremssattel</b>								
1.5 dCi (EM16)	76	01/07→06/09	←			2	11.8116-0301.1 390610	ATE
2.0 dCi	110	09/05→03/09	←					
1.5 dCi (EM1E)	78	03/06→01/09	←	→ 06/08		2	11.8116-0301.1 390610	ATE
1.6	77	06/05→03/09	←	10/05→		2	11.8116-0301.1 390610	ATE
1.6	83	09/03→03/09	←					
1.9 dCi	81	05/05→03/09	←					
1.9 dCi	88	09/03→03/09	←					
1.9 dCi	96	05/05→02/07	←					
2.0	102	09/03→02/07	←					
2.0 16V Turbo	120	05/04→03/09	←					
1.6 16V	82	01/06→06/08	←	01/07→		2	11.8116-0301.1 390610	ATE
1.9 dCi	85	09/03→03/09	←	01/06→		2	11.8116-0301.1 390610	ATE
2.0	99	09/03→12/09	←	10/05→ 03/07		2	11.8116-0301.1 390610	ATE
<b>Führungshülzensatz, Bremssattel</b>								
1.5 dCi (EM16)	76	01/07→06/09	←				11.0101-5407.2 260011	ATE
2.0 dCi	110	09/05→03/09	←					
1.5 dCi (EM1E)	78	03/06→01/09	←	→ 06/08			11.0101-5407.2 260011	ATE
1.6	77	06/05→03/09	←	10/05→			11.0101-5407.2 260011	ATE
1.6	83	09/03→03/09	←					
1.9 dCi	81	05/05→03/09	←					
1.9 dCi	88	09/03→03/09	←					
1.9 dCi	96	05/05→02/07	←					
2.0	102	09/03→02/07	←					
2.0 16V Turbo	120	05/04→03/09	←					
1.6 16V	82	01/06→06/08	←	01/07→			11.0101-5407.2 260011	ATE
↓								

	kw				! #		
<b>RENAULT - MEGANE II Coupé-Cabriolet (EM0/1_) 09/03→03/10</b>							
<b>Führungshülzensatz, Bremssattel</b>							
1.9 dCi	85	09/03→03/09	←	01/06→		11.0101-5407.2 260011	ATE
2.0	99	09/03→12/09	←	10/05→ 03/07		11.0101-5407.2 260011	ATE
<b>Führungsbolzen, Bremssattel</b>							
1.5 dCi (EM16)	76	01/07→06/09				11.8171-0008.1 990049	ATE
2.0 dCi	110	09/05→03/09					
1.5 dCi (EM1E)	78	03/06→01/09		→ 06/08		11.8171-0008.1 990049	ATE
1.6	77	06/05→03/09		10/05→		11.8171-0008.1 990049	ATE
1.6	83	09/03→03/09					
1.9 dCi	81	05/05→03/09					
1.9 dCi	88	09/03→03/09					
1.9 dCi	96	05/05→02/07					
2.0	102	09/03→02/07					
2.0 16V Turbo	120	05/04→03/09					
1.6 16V	82	01/06→06/08		01/07→		11.8171-0008.1 990049	ATE
1.9 dCi	85	09/03→03/09		01/06→		11.8171-0008.1 990049	ATE
2.0	99	09/03→12/09		10/05→ 03/07		11.8171-0008.1 990049	ATE
<b>Zubehörsatz, Bremssattel</b>							
1.5 dCi (EM16)	76	01/07→06/09		→ 04/07		24.0101-3803.2 260101	TRW
1.6	77	06/05→03/09					
1.6	83	09/03→03/09		05/07→		24.0101-3803.2 260101	TRW
1.9 dCi	81	05/05→03/09					
1.9 dCi	88	09/03→03/09					
2.0 16V Turbo	120	05/04→03/09					
2.0 dCi	110	09/05→03/09					
1.5 dCi (EM1E)	78	03/06→01/09		→ 04/07		24.0101-3803.2 260101	TRW
				05/07→ 06/08		24.0101-3803.2 260101	TRW
1.6 16V	82	01/06→06/08		01/07→ 04/07		24.0101-3803.2 260101	TRW
				05/07→		24.0101-3803.2 260101	TRW
1.9 dCi	85	09/03→03/09		05/07→		24.0101-3803.2 260101	TRW
				01/06→ 04/07		24.0101-3803.2 260101	TRW
1.9 dCi	96	05/05→02/07				24.0101-3803.2 260101	TRW
2.0	102	09/03→02/07					
2.0	99	09/03→12/09		→ 03/07		24.0101-3803.2 260101	TRW
<b> Bremsschlauch</b>							
1.5 dCi (EM16)	76	01/07→06/09		□	2	24.5229-0185.3 330397	L= 185
2.0 dCi	110	09/05→03/09	←		2	24.5155-0445.3 331057	L= 445
1.5 dCi (EM1E)	78	03/06→01/09		□; → 06/08	2	24.5229-0185.3 330397	L= 185
			←	→ 06/08	2	24.5155-0445.3 331057	L= 445
1.6	77	06/05→03/09		□; 09/05→	2	24.5229-0185.3 330397	L= 185
1.6	83	09/03→03/09		□; → 08/05	2	24.5251-0185.3 330701	L= 185
1.9 dCi	81	05/05→03/09			2	24.5111-0429.3 331015	L= 429,6
1.9 dCi	88	09/03→03/09	←	→ 09/05	2	24.5111-0429.3 331015	L= 429,6
1.9 dCi	96	05/05→02/07	←	10/05→	2	24.5155-0445.3 331057	L= 445
2.0	102	09/03→02/07	←		2	24.5155-0445.3 331057	L= 445
1.6 16V	82	01/06→06/08		□; 01/07→	2	24.5229-0185.3 330397	L= 185
			←	01/07→	2	24.5155-0445.3 331057	L= 445
1.9 dCi	85	09/03→03/09		□; 01/06→	2	24.5229-0185.3 330397	L= 185
			←	01/06→	2	24.5155-0445.3 331057	L= 445
2.0	99	09/03→12/09		□; 09/05→ 03/07	2	24.5229-0185.3 330397	L= 185
				□; → 08/05	2	24.5251-0185.3 330701	L= 185
			←	→ 09/05	2	24.5111-0429.3 331015	L= 429,6
			←	10/05→ 03/07	2	24.5155-0445.3 331057	L= 445
2.0 16V Turbo	120	05/04→03/09		□; 09/05→	2	24.5229-0185.3 330397	L= 185
				□; → 08/05	2	24.5251-0185.3 330701	L= 185
<b>RENAULT - MEGANE II Grandtour (KM0/1_) 08/03→08/12</b>							
<b> Bremssattel</b>							
1.4	72	08/03→07/09	→	□; 09/03→ 04/07		24.3347-1709.5 240846	TRW Ø 34 - Halter
1.6	83	08/03→07/09	→	□; 05/07→ 12/08		24.3347-1709.5 240846	TRW Ø 34 - Halter
1.9 dCi	88	08/03→07/09	→	□; 05/07→ 12/08		24.3347-1710.5 240847	TRW Ø 34 - Halter
2.0	99	08/03→07/09	→	□; 09/03→ 04/07		24.3347-1710.5 240847	TRW Ø 34 - Halter
1.5 dCi (KM02, KM13)	74	02/04→03/06	→	□		24.3347-1709.5 240846	TRW Ø 34 - Halter
1.6 16V	75	05/05→07/09					
1.6 16V	77	05/05→07/09					
↓							












	kw			 	! #		
<b>RENAULT - MEGANE II Grandtour (KM0/1_) 08/03→08/12</b>							
<b>Bremssattel</b>							
1.6 LPG 16V 1.9 dCi	82 66 68	01/06→08/09 04/04→12/05 03/04→02/07	➔	☐		24.3347-1710.5 240847	TRW Ø 34 - Halter
1.5 dCi (KM0F, KM0T, KM2B)	60	08/03→05/06	➔	☐; 09/03→		24.3347-1709.5 240846	TRW Ø 34 - Halter
			➔	☐; 09/03→		24.3347-1710.5 240847	TRW Ø 34 - Halter
1.5 dCi (KM16, KM1E) 2.0	78 102	05/05→06/08 12/06→01/11	➔	☐; → 04/07		24.3347-1709.5 240846	TRW Ø 34 - Halter
			➔	☐; 05/07→		24.3347-1709.5 240846	TRW Ø 34 - Halter
			➔	☐; → 04/07		24.3347-1710.5 240847	TRW Ø 34 - Halter
			➔	☐; 05/07→		24.3347-1710.5 240847	TRW Ø 34 - Halter
1.5 dCi (KM16) 1.5 dCi (KM1F) 1.9 dCi 1.9 dCi 2.0 dCi	76 63 81 85 110	01/07→07/09 05/05→07/09 05/05→07/09 05/05→07/09 09/05→07/09	➔	☐; → 04/07 ☐; 05/07→ 12/08 ☐; 05/07→ 12/08 ☐; → 04/07		24.3347-1709.5 240846 24.3347-1709.5 240846 24.3347-1710.5 240847 24.3347-1710.5 240847	TRW Ø 34 - Halter TRW Ø 34 - Halter TRW Ø 34 - Halter TRW Ø 34 - Halter
1.6 16V	81	05/06→10/11	➔	☐; → 07/09 ☐; → 07/09		24.3347-1709.5 240846 24.3347-1710.5 240847	TRW Ø 34 - Halter TRW Ø 34 - Halter
1.6 16V	82	01/06→08/09	➔	☐; 01/07→ 04/07 ☐; 05/07→ 12/08 ☐; 05/07→ 12/08 ☐; 01/07→ 04/07		24.3347-1709.5 240846 24.3347-1710.5 240847 24.3347-1710.5 240847 24.3347-1710.5 240847	TRW Ø 34 - Halter TRW Ø 34 - Halter TRW Ø 34 - Halter TRW Ø 34 - Halter
1.6 16V Hi-Flex	77	02/08→07/09	➔	☐; → 12/08 ☐; → 12/08		24.3347-1709.5 240846 24.3347-1710.5 240847	TRW Ø 34 - Halter TRW Ø 34 - Halter
1.9 dCi	96	05/05→07/09	➔	☐; → 02/07 ☐; → 02/07		24.3347-1709.5 240846 24.3347-1710.5 240847	TRW Ø 34 - Halter TRW Ø 34 - Halter
<b>Feder, Bremssattel</b>							
1.4 1.5 dCi (KM1F) 1.6 1.9 dCi 1.9 dCi 1.9 dCi 2.0	72 63 83 81 85 88 99	08/03→07/09 05/05→07/09 08/03→07/09 05/05→07/09 05/05→07/09 08/03→07/09 08/03→07/09	←	10/05→ 12/08	2	11.8116-0301.1 390610	ATE
1.5 dCi (KM02, KM13) 1.5 dCi (KM0F, KM0T, KM2B) 1.5 dCi (KM16, KM1E) 1.6 16V 1.6 16V 1.9 dCi 1.9 dCi	74 60 78 75 77 66 68	02/04→03/06 08/03→05/06 05/05→06/08 05/05→07/09 05/05→07/09 04/04→12/05 03/04→02/07	←	10/05→	2	11.8116-0301.1 390610	ATE
1.5 dCi (KM16) 1.6 16V Hi-Flex 2.0 dCi	76 77 110	01/07→07/09 02/08→07/09 09/05→07/09	←	→ 12/08	2	11.8116-0301.1 390610	ATE
1.6 16V	81	05/06→10/11	←	→ 07/09	2	11.8116-0301.1 390610	ATE
1.6 16V	82	01/06→08/09	←	01/07→ 12/08	2	11.8116-0301.1 390610	ATE
1.6 LPG 16V 2.0	82 102	01/06→08/09 12/06→01/11	←		2	11.8116-0301.1 390610	ATE
1.9 dCi	96	05/05→07/09	←	10/05→ 02/07	2	11.8116-0301.1 390610	ATE
<b>Führungshülzensatz, Bremssattel</b>							
1.4 1.5 dCi (KM1F) 1.6 1.9 dCi 1.9 dCi 1.9 dCi 2.0	72 63 83 81 85 88 99	08/03→07/09 05/05→07/09 08/03→07/09 05/05→07/09 05/05→07/09 08/03→07/09 08/03→07/09	←	10/05→ 12/08		11.0101-5407.2 260011	ATE
1.5 dCi (KM02, KM13) 1.5 dCi (KM0F, KM0T, KM2B) 1.5 dCi (KM16, KM1E) 1.6 16V 1.6 16V 1.9 dCi 1.9 dCi	74 60 78 75 77 66 68	02/04→03/06 08/03→05/06 05/05→06/08 05/05→07/09 05/05→07/09 04/04→12/05 03/04→02/07	←	10/05→		11.0101-5407.2 260011	ATE
1.5 dCi (KM16) 1.6 16V Hi-Flex 2.0 dCi	76 77 110	01/07→07/09 02/08→07/09 09/05→07/09	←	→ 12/08		11.0101-5407.2 260011	ATE
↓							

















	kW					! #		
<b>RENAULT - MEGANE II Grandtour (KM0/1_) 08/03→08/12</b>								
<b>Führungshülzensatz, Bremssattel</b>								
1.6 16V	81	05/06→10/11	←	→ 07/09			11.0101-5407.2 260011	ATE
1.6 16V	82	01/06→08/09	←	01/07→ 12/08			11.0101-5407.2 260011	ATE
1.6 LPG 16V 2.0	82 102	01/06→08/09 12/06→01/11	←				11.0101-5407.2 260011	ATE
1.9 dCi	96	05/05→07/09	←	10/05→ 02/07			11.0101-5407.2 260011	ATE
<b>Führungsbolzen, Bremssattel</b>								
1.4 1.5 dCi (KM1F) 1.6 1.9 dCi 1.9 dCi 1.9 dCi 2.0	72 63 83 81 85 88 99	08/03→07/09 05/05→07/09 08/03→07/09 05/05→07/09 05/05→07/09 08/03→07/09 08/03→07/09		10/05→ 12/08			11.8171-0008.1 990049	ATE
1.5 dCi (KM02, KM13) 1.5 dCi (KM0F, KM0T, KM2B) 1.5 dCi (KM16, KM1E) 1.6 16V 1.6 16V 1.9 dCi 1.9 dCi	74 60 78 75 77 66 68	02/04→03/06 08/03→05/06 05/05→06/08 05/05→07/09 05/05→07/09 04/04→12/05 03/04→02/07		10/05→			11.8171-0008.1 990049	ATE
1.5 dCi (KM16) 1.6 16V Hi-Flex 2.0 dCi	76 77 110	01/07→07/09 02/08→07/09 09/05→07/09		→ 12/08			11.8171-0008.1 990049	ATE
1.6 16V	81	05/06→10/11		→ 07/09			11.8171-0008.1 990049	ATE
1.6 16V	82	01/06→08/09		01/07→ 12/08			11.8171-0008.1 990049	ATE
1.6 LPG 16V 2.0	82 102	01/06→08/09 12/06→01/11					11.8171-0008.1 990049	ATE
1.9 dCi	96	05/05→07/09		10/05→ 02/07			11.8171-0008.1 990049	ATE
<b>Zubehörsatz, Bremssattel</b>								
1.4 1.6 1.9 dCi 2.0	72 83 88 99	08/03→07/09 08/03→07/09 08/03→07/09 08/03→07/09		09/03→ 04/07 05/07→ 12/08			24.0101-3803.2 260101	TRW
1.5 dCi (KM02, KM13) 1.6 16V 1.6 16V 1.6 LPG 16V 1.9 dCi 1.9 dCi	74 75 77 82 66 68	02/04→03/06 05/05→07/09 05/05→07/09 01/06→08/09 04/04→12/05 03/04→02/07					24.0101-3803.2 260101	TRW
1.5 dCi (KM0F, KM0T, KM2B) 1.5 dCi (KM16, KM1E) 2.0	60 78 102	08/03→05/06 05/05→06/08 12/06→01/11		09/03→ 05/07→ → 04/07			24.0101-3803.2 260101	TRW
1.5 dCi (KM16) 1.5 dCi (KM1F) 1.9 dCi 1.9 dCi 2.0 dCi	76 63 81 85 110	01/07→07/09 05/05→07/09 05/05→07/09 05/05→07/09 09/05→07/09		→ 04/07 05/07→ 12/08			24.0101-3803.2 260101	TRW
1.6 16V	81	05/06→10/11		→ 07/09			24.0101-3803.2 260101	TRW
1.6 16V	82	01/06→08/09		01/07→ 04/07 05/07→ 12/08			24.0101-3803.2 260101	TRW
1.6 16V Hi-Flex	77	02/08→07/09		→ 12/08			24.0101-3803.2 260101	TRW
1.9 dCi	96	05/05→07/09		→ 02/07			24.0101-3803.2 260101	TRW
<b>Bremsschlauch</b>								
1.4 1.6 1.9 dCi 2.0	72 83 88 99	08/03→07/09 08/03→07/09 08/03→07/09 08/03→07/09		▣; 09/05→ 12/08 ← 09/03→ 09/05 ← 10/05→ 12/08 → 09/03→ 08/05	2 2 2 2	24.5229-0185.3 330397 24.5111-0429.3 331015 24.5155-0445.3 331057 24.5251-0185.3 330701	L= 185 L= 429,6 L= 445 L= 185	
1.5 dCi (KM02, KM13) 1.5 dCi (KM16, KM1E) 1.6 16V 1.6 16V 1.9 dCi 1.9 dCi	74 78 75 77 66 68	02/04→03/06 05/05→06/08 05/05→07/09 05/05→07/09 04/04→12/05 03/04→02/07		▣; 09/05→ ← → 09/05 ← 10/05→ → 08/05	2 2 2 2	24.5229-0185.3 330397 24.5111-0429.3 331015 24.5155-0445.3 331057 24.5251-0185.3 330701	L= 185 L= 429,6 L= 445 L= 185	
1.5 dCi (KM0F, KM0T, KM2B)	60	08/03→05/06		▣; 09/05→ ← 09/03→ 09/05 ← 10/05→ → 09/03→ 08/05	2 2 2 2	24.5229-0185.3 330397 24.5111-0429.3 331015 24.5155-0445.3 331057 24.5251-0185.3 330701	L= 185 L= 429,6 L= 445 L= 185	
↓								






























	kw			 	! #		
<b>RENAULT - MEGANE II Grandtour (KM0/1_) 08/03→08/12</b>							
 <b>Bremsschlauch</b>							
1.5 dCi (KM16)	76	01/07→07/09		☐; → 12/08	2	24.5229-0185.3 330397	L= 185
1.6 16V Hi-Flex	77	02/08→07/09	←	→ 12/08	2	24.5155-0445.3 331057	L= 445
2.0 dCi	110	09/05→07/09					
1.5 dCi (KM1F)	63	05/05→07/09		☐; 09/05→ 12/08	2	24.5229-0185.3 330397	L= 185
1.9 dCi	81	05/05→07/09	←	→ 09/05	2	24.5111-0429.3 331015	L= 429,6
1.9 dCi	85	05/05→07/09	←	10/05→ 12/08	2	24.5155-0445.3 331057	L= 445
			→	→ 08/05	2	24.5251-0185.3 330701	L= 185
1.6 16V	81	05/06→10/11		☐; → 07/09	2	24.5229-0185.3 330397	L= 185
			←	→ 07/09	2	24.5155-0445.3 331057	L= 445
1.6 16V	82	01/06→08/09		☐; 01/07→ 12/08	2	24.5229-0185.3 330397	L= 185
			←	01/07→ 12/08	2	24.5155-0445.3 331057	L= 445
1.6 LPG 16V	82	01/06→08/09		☐	2	24.5229-0185.3 330397	L= 185
2.0	102	12/06→01/11	←		2	24.5155-0445.3 331057	L= 445
1.9 dCi	96	05/05→07/09		☐; 09/05→ 02/07	2	24.5229-0185.3 330397	L= 185
			←	→ 09/05	2	24.5111-0429.3 331015	L= 429,6
			←	10/05→ 02/07	2	24.5155-0445.3 331057	L= 445
			→	→ 08/05	2	24.5251-0185.3 330701	L= 185
<b>RENAULT - MEGANE II Stufenheck (LM0/1_) 08/03→</b>							
 <b>Bremssattel</b>							
1.4	60	09/03→	→	☐; → 08/06; PR 1334		11.9387-7001.2 220397	ATE Ø 38 - Halter
			→	☐; → 08/06; PR 1334		11.9387-7002.2 220398	ATE Ø 38 - Halter
			→	☐; 021015→; → 08/06		24.3347-1709.5 240846	TRW Ø 34 - Halter
			→	☐; 021015→; → 08/06		24.3347-1710.5 240847	TRW Ø 34 - Halter
1.4	72	09/03→	→	☐; → 12/08; PR 1334		11.9387-7001.2 220397	ATE Ø 38 - Halter
1.5 dCi (LM1E)	78	05/05→12/10	→	☐; → 12/08; PR 1334		11.9387-7002.2 220398	ATE Ø 38 - Halter
1.5 dCi (LM1F)	63	05/05→12/10	→				
1.6	77	05/05→	→	☐; 021015→; → 12/08		24.3347-1709.5 240846	TRW Ø 34 - Halter
1.6	83	09/03→	→				
1.6 Hi-Flex	85	03/06→	→	☐; 021015→; → 12/08		24.3347-1710.5 240847	TRW Ø 34 - Halter
1.9 dCi	68	03/04→					
1.9 dCi	96	05/05→					
1.9 dCi (LM0G, LM1G, LM2C)	88	09/03→					
1.9 dCi (LM14, LM1D)	81	05/05→					
2.0	99	09/03→					
1.5 dCi (LM02, LM13, LM2A)	74	02/04→12/10	→	☐; → 03/06; PR 1334		11.9387-7001.2 220397	ATE Ø 38 - Halter
			→	☐; → 03/06; PR 1334		11.9387-7002.2 220398	ATE Ø 38 - Halter
			→	☐; 021015→; → 03/06		24.3347-1709.5 240846	TRW Ø 34 - Halter
			→	☐; 021015→; → 03/06		24.3347-1710.5 240847	TRW Ø 34 - Halter
1.5 dCi (LM0F, LM0T, LM2B)	60	08/03→12/10	→	☐; 09/03→ 12/08; PR 1334		11.9387-7001.2 220397	ATE Ø 38 - Halter
			→	☐; 09/03→ 12/08; PR 1334		11.9387-7002.2 220398	ATE Ø 38 - Halter
			→	☐; 021015→; → 12/08		24.3347-1709.5 240846	TRW Ø 34 - Halter
			→	☐; 021015→; → 12/08		24.3347-1710.5 240847	TRW Ø 34 - Halter
1.5 dCi (LM16)	76	10/03→12/10	→	☐; 01/07→ 12/08; PR 1334		11.9387-7001.2 220397	ATE Ø 38 - Halter
1.6 16V (LM1R, LM0C)	82	01/06→	→	☐; 01/07→ 12/08; PR 1334		11.9387-7002.2 220398	ATE Ø 38 - Halter
			→	☐; 01/07→ 12/08		24.3347-1709.5 240846	TRW Ø 34 - Halter
			→	☐; 01/07→ 12/08		24.3347-1710.5 240847	TRW Ø 34 - Halter
1.6	81	09/03→11/08	→	☐		24.3347-1709.5 240846	TRW Ø 34 - Halter
2.0	101	04/06→11/10	→	☐		24.3347-1710.5 240847	TRW Ø 34 - Halter
1.9 dCi	66	09/03→12/05	→	☐; PR 1334		11.9387-7001.2 220397	ATE Ø 38 - Halter
			→	☐; PR 1334		11.9387-7002.2 220398	ATE Ø 38 - Halter
			→	☐; 021015→		24.3347-1709.5 240846	TRW Ø 34 - Halter
			→	☐; 021015→		24.3347-1710.5 240847	TRW Ø 34 - Halter
2.0 dCi	110	09/05→	→	☐; → 12/08; PR 1334		11.9387-7001.2 220397	ATE Ø 38 - Halter
			→	☐; → 12/08; PR 1334		11.9387-7002.2 220398	ATE Ø 38 - Halter
			→	☐; → 12/08		24.3347-1709.5 240846	TRW Ø 34 - Halter
			→	☐; → 12/08		24.3347-1710.5 240847	TRW Ø 34 - Halter

	kW			 	! #		
<b>RENAULT - MEGANE II Stufenheck (LM0/1_) 08/03→</b>							
<b>Feder, Bremssattel</b>							
1.4	60	09/03→	➡	→ 08/06	2	11.8116-0340.1 390595	ATE
1.4	72	09/03→	➡	→ 12/08	2	11.8116-0340.1 390595	ATE
1.5 dCi (LM02, LM13, LM2A)	74	02/04→12/10	⬅	10/05→ 03/06	2	11.8116-0301.1 390610	ATE
			➡	→ 03/06	2	11.8116-0340.1 390595	ATE
1.5 dCi (LM0F, LM0T, LM2B)	60	08/03→12/10	⬅	10/05→ 12/08	2	11.8116-0301.1 390610	ATE
			➡	09/03→ 12/08	2	11.8116-0340.1 390595	ATE
1.5 dCi (LM16) 1.6 16V (LM1R, LM0C)	76	10/03→12/10 01/06→	⬅	01/07→ 12/08	2	11.8116-0301.1 390610	ATE
	82		➡	01/07→ 12/08	2	11.8116-0340.1 390595	ATE
1.5 dCi (LM1E)	78	05/05→12/10	⬅	10/05→ 12/08	2	11.8116-0301.1 390610	ATE
1.5 dCi (LM1F)	63	05/05→12/10	➡	→ 12/08	2	11.8116-0340.1 390595	ATE
1.6	77	05/05→					
1.6	83	09/03→					
1.9 dCi	68	03/04→					
1.9 dCi	96	05/05→					
1.9 dCi (LM0G, LM1G, LM2C)	88	09/03→					
1.9 dCi (LM14, LM1D)	81	05/05→					
2.0	99	09/03→					
1.6	81	09/03→11/08					
1.6 Hi-Flex 2.0 dCi	85	03/06→	⬅	→ 12/08	2	11.8116-0301.1 390610	ATE
	110	09/05→	➡	→ 12/08	2	11.8116-0340.1 390595	ATE
1.9 dCi	66	09/03→12/05	⬅	10/05→	2	11.8116-0301.1 390610	ATE
			➡		2	11.8116-0340.1 390595	ATE
2.0	101	04/06→11/10	⬅		2	11.8116-0301.1 390610	ATE
<b>Führungshülzensatz, Bremssattel</b>							
1.4	60	09/03→	➡	→ 08/06		11.0101-5407.2 260011	ATE
1.4	72	09/03→	➡	→ 12/08		11.0101-5407.2 260011	ATE
1.5 dCi (LM02, LM13, LM2A)	74	02/04→12/10	⬅	10/05→ 03/06		11.0101-5407.2 260011	ATE
			➡	→ 03/06		11.0101-5407.2 260011	ATE
1.5 dCi (LM0F, LM0T, LM2B)	60	08/03→12/10	⬅	10/05→ 12/08		11.0101-5407.2 260011	ATE
			➡	09/03→ 12/08		11.0101-5407.2 260011	ATE
1.5 dCi (LM16) 1.6 16V (LM1R, LM0C)	76	10/03→12/10 01/06→	⬅	01/07→ 12/08		11.0101-5407.2 260011	ATE
	82		➡	01/07→ 12/08		11.0101-5407.2 260011	ATE
1.5 dCi (LM1E)	78	05/05→12/10	⬅	10/05→ 12/08		11.0101-5407.2 260011	ATE
1.5 dCi (LM1F)	63	05/05→12/10	➡	→ 12/08		11.0101-5407.2 260011	ATE
1.6	77	05/05→					
1.6	83	09/03→					
1.9 dCi	68	03/04→					
1.9 dCi	96	05/05→					
1.9 dCi (LM0G, LM1G, LM2C)	88	09/03→					
1.9 dCi (LM14, LM1D)	81	05/05→					
2.0	99	09/03→					
1.6	81	09/03→11/08					
1.6 Hi-Flex 2.0 dCi	85	03/06→	⬅	→ 12/08		11.0101-5407.2 260011	ATE
	110	09/05→	➡	→ 12/08		11.0101-5407.2 260011	ATE
1.9 dCi	66	09/03→12/05	⬅	10/05→		11.0101-5407.2 260011	ATE
			➡			11.0101-5407.2 260011	ATE
2.0	101	04/06→11/10	⬅			11.0101-5407.2 260011	ATE
<b>Führungsbolzen, Bremssattel</b>							
1.4	60	09/03→	➡	→ 08/06		11.8171-0008.1 990049	ATE
1.4	72	09/03→	➡	→ 12/08		11.8171-0008.1 990049	ATE
1.5 dCi (LM02, LM13, LM2A)	74	02/04→12/10		10/05→ 03/06		11.8171-0008.1 990049	ATE
			➡	→ 03/06		11.8171-0008.1 990049	ATE
1.5 dCi (LM0F, LM0T, LM2B)	60	08/03→12/10		10/05→ 12/08		11.8171-0008.1 990049	ATE
			➡	09/03→ 12/08		11.8171-0008.1 990049	ATE
1.5 dCi (LM16) 1.6 16V (LM1R, LM0C)	76	10/03→12/10 01/06→		01/07→ 12/08		11.8171-0008.1 990049	ATE
	82		➡	01/07→ 12/08		11.8171-0008.1 990049	ATE
1.5 dCi (LM1E)	78	05/05→12/10		10/05→ 12/08		11.8171-0008.1 990049	ATE
1.5 dCi (LM1F)	63	05/05→12/10	➡	→ 12/08		11.8171-0008.1 990049	ATE










	kw			 	! #		
<b>RENAULT - MEGANE II Stufenheck (LM0/1_) 08/03→</b>							
<b>Führungsbolzen, Bremsattel</b>							
1.6	77	05/05→		10/05→ 12/08		11.8171-0008.1 990049	ATE
1.6	83	09/03→	➔	→ 12/08		11.8171-0008.1 990049	ATE
1.9 dCi	68	03/04→					
1.9 dCi	96	05/05→					
1.9 dCi (LM0G, LM1G, LM2C)	88	09/03→					
1.9 dCi (LM14, LM1D)	81	05/05→					
2.0	99	09/03→					
1.6	81	09/03→11/08		10/05→		11.8171-0008.1 990049	ATE
1.6 Hi-Flex	85	03/06→		→ 12/08		11.8171-0008.1 990049	ATE
2.0 dCi	110	09/05→	➔	→ 12/08		11.8171-0008.1 990049	ATE
1.9 dCi	66	09/03→12/05		10/05→		11.8171-0008.1 990049	ATE
			➔			11.8171-0008.1 990049	ATE
2.0	101	04/06→11/10				11.8171-0008.1 990049	ATE
<b>Zubehörsatz, Bremsattel</b>							
1.4	60	09/03→		021015→; → 08/06		24.0101-3803.2 260101	TRW
1.4	72	09/03→		021015→; → 12/08		24.0101-3803.2 260101	TRW
1.5 dCi (LM0F, LM0T, LM2B)	60	08/03→12/10					
1.5 dCi (LM1E)	78	05/05→12/10					
1.5 dCi (LM1F)	63	05/05→12/10					
1.6	77	05/05→					
1.6	83	09/03→					
1.6 Hi-Flex	85	03/06→					
1.9 dCi	68	03/04→					
1.9 dCi	96	05/05→					
1.9 dCi (LM0G, LM1G, LM2C)	88	09/03→					
1.9 dCi (LM14, LM1D)	81	05/05→					
2.0	99	09/03→					
1.5 dCi (LM02, LM13, LM2A)	74	02/04→12/10		021015→; → 03/06		24.0101-3803.2 260101	TRW
1.5 dCi (LM16)	76	10/03→12/10		01/07→ 12/08		24.0101-3803.2 260101	TRW
1.6 16V (LM1R, LM0C)	82	01/06→					
1.6	81	09/03→11/08				24.0101-3803.2 260101	TRW
2.0	101	04/06→11/10					
1.9 dCi	66	09/03→12/05		021015→		24.0101-3803.2 260101	TRW
2.0 dCi	110	09/05→		→ 12/08		24.0101-3803.2 260101	TRW
<b>Bremsschlauch</b>							
1.4	60	09/03→		☐; 10/05→ 08/06	2	24.5229-0185.3 330397	L= 185
				☐; → 09/05	2	24.5251-0185.3 330701	L= 185
			➔	→ 09/05	2	24.5111-0429.3 331015	L= 429,6
			➔	10/05→ 08/06	2	24.5155-0445.3 331057	L= 445
1.4	72	09/03→		☐; 10/05→ 12/08	2	24.5229-0185.3 330397	L= 185
1.5 dCi (LM1E)	78	05/05→12/10		☐; → 09/05	2	24.5251-0185.3 330701	L= 185
1.5 dCi (LM1F)	63	05/05→12/10					
1.6	77	05/05→	➔	→ 09/05	2	24.5111-0429.3 331015	L= 429,6
1.6	83	09/03→					
1.9 dCi	68	03/04→	➔	10/05→ 12/08	2	24.5155-0445.3 331057	L= 445
1.9 dCi	96	05/05→					
1.9 dCi (LM0G, LM1G, LM2C)	88	09/03→					
1.9 dCi (LM14, LM1D)	81	05/05→					
2.0	99	09/03→					
1.5 dCi (LM02, LM13, LM2A)	74	02/04→12/10		☐; 10/05→ 03/06	2	24.5229-0185.3 330397	L= 185
				☐; → 09/05	2	24.5251-0185.3 330701	L= 185
			➔	→ 09/05	2	24.5111-0429.3 331015	L= 429,6
			➔	10/05→ 03/06	2	24.5155-0445.3 331057	L= 445
1.5 dCi (LM0F, LM0T, LM2B)	60	08/03→12/10		☐; 10/05→ 12/08	2	24.5229-0185.3 330397	L= 185
				☐; 09/03→ 09/05	2	24.5251-0185.3 330701	L= 185
			➔	09/03→ 09/05	2	24.5111-0429.3 331015	L= 429,6
			➔	10/05→ 12/08	2	24.5155-0445.3 331057	L= 445
1.5 dCi (LM16)	76	10/03→12/10		☐; 01/07→ 12/08	2	24.5229-0185.3 330397	L= 185
1.6 16V (LM1R, LM0C)	82	01/06→	➔	01/07→ 12/08	2	24.5155-0445.3 331057	L= 445
1.6	81	09/03→11/08		☐; 10/05→	2	24.5229-0185.3 330397	L= 185
1.9 dCi	66	09/03→12/05		☐; → 09/05	2	24.5251-0185.3 330701	L= 185
			➔	→ 09/05	2	24.5111-0429.3 331015	L= 429,6
			➔	10/05→	2	24.5155-0445.3 331057	L= 445
↓							








	kw					! #		
<b>RENAULT - MEGANE II Stufenheck (LM0/1_) 08/03→</b>								
 <b>Bremsschlauch</b>								
1.6 Hi-Flex 2.0 dCi	85 110	03/06→ 09/05→		☐; → 12/08	2	24.5229-0185.3	330397	L= 185
			←	→ 12/08	2	24.5155-0445.3	331057	L= 445
2.0	101	04/06→11/10		☐	2	24.5229-0185.3	330397	L= 185
			←		2	24.5111-0429.3	331015	L= 429,6
<b>RENAULT - MEGANE III Coupe (DZ0/1_) 11/08→</b>								
 <b>Bremssattel</b>								
1.2 TCe 1.2 TCe (DZ16)	85 97	03/12→ 01/13→	←	☐		11.9541-9950.2	220843	ATE Ø 54 - Halter
1.4 TCe (DZ0F, DZ1V)	96	04/09→	←	☐		11.9541-9951.2	220844	ATE Ø 54 - Halter
1.5 dCi 1.5 dCi (DZ09, DZ0D, DZ1F, DZ1G)	70 81	07/14→ 02/09→	→	☐; - eFSB		24.3347-1709.5	240846	TRW Ø 34 - Halter
1.5 dCi (DZ0A)	63	11/08→	→	☐; - eFSB		24.3347-1710.5	240847	TRW Ø 34 - Halter
1.5 dCi (DZ0B)	78	02/09→	→	☐		24.6234-1701.7	221015	TRW Ø 34 - Halter + eFSB
1.5 dCi (DZ0C, DZ1A)	66	11/08→	→	☐		24.6234-1702.7	221016	TRW Ø 34 - Halter + eFSB
1.6 16V (DZ0H)	74	11/08→						
1.6 16V (DZ0U, DZ1B, DZ1H)	81	11/08→						
1.6 16V Bifuel (DZ03, DZ1Y)	81	11/08→						
1.6 dCi (DZ00)	96	04/11→						
1.9 dCi (DZ0N, DZ0J, DZ1J, DZ1K)	96	11/08→						
2.0 CVT (DZ0G, DZ1E)	103	05/09→						
2.0 dCi	120	07/12→	←	☐		11.9571-9775.2	220859	ATE Ø 57 - Halter
2.0 dCi (DZ0L)	118	04/09→	←	☐		11.9571-9776.2	220860	ATE Ø 57 - Halter
2.0 dCi (DZ0Y)	110	04/09→	←	☐		11.9571-9776.2	220860	ATE Ø 57 - Halter
2.0 TCe	140	06/12→	→	☐; - eFSB		24.3347-1709.5	240846	TRW Ø 34 - Halter
2.0 TCe (DZ0K)	132	11/08→	→	☐; - eFSB		24.3347-1710.5	240847	TRW Ø 34 - Halter
2.0 TCe 220	162	11/13→	→	☐		24.6234-1701.7	221015	TRW Ø 34 - Halter + eFSB
			→	☐		24.6234-1702.7	221016	TRW Ø 34 - Halter + eFSB
<b>Halter, Bremssattel</b>								
1.2 TCe 1.2 TCe (DZ16)	85 97	03/12→ 01/13→	←			11.8170-0002.1	260110	ATE
1.4 TCe (DZ0F, DZ1V)	96	04/09→						
1.5 dCi 1.5 dCi (DZ09, DZ0D, DZ1F, DZ1G)	70 81	07/14→ 02/09→						
1.5 dCi (DZ0A)	63	11/08→						
1.5 dCi (DZ0B)	78	02/09→						
1.5 dCi (DZ0C, DZ1A)	66	11/08→						
1.6 16V (DZ0H)	74	11/08→						
1.6 16V (DZ0U, DZ1B, DZ1H)	81	11/08→						
1.6 16V Bifuel (DZ03, DZ1Y)	81	11/08→						
1.6 dCi (DZ00)	96	04/11→						
1.9 dCi (DZ0N, DZ0J, DZ1J, DZ1K)	96	11/08→						
2.0 CVT (DZ0G, DZ1E)	103	05/09→						
<b>Feder, Bremssattel</b>								
1.2 TCe 1.2 TCe (DZ16)	85 97	03/12→ 01/13→			2	11.8116-0356.1	390586	ATE
1.4 TCe (DZ0F, DZ1V)	96	04/09→						
1.5 dCi 1.5 dCi (DZ09, DZ0D, DZ1F, DZ1G)	70 81	07/14→ 02/09→						
1.5 dCi (DZ0A)	63	11/08→						
1.5 dCi (DZ0B)	78	02/09→						
1.5 dCi (DZ0C, DZ1A)	66	11/08→						
1.6 16V (DZ0H)	74	11/08→						
1.6 16V (DZ0U, DZ1B, DZ1H)	81	11/08→						
1.6 16V Bifuel (DZ03, DZ1Y)	81	11/08→						
1.6 dCi (DZ00)	96	04/11→						
1.9 dCi (DZ0N, DZ0J, DZ1J, DZ1K)	96	11/08→						
2.0 CVT (DZ0G, DZ1E)	103	05/09→						
2.0 dCi	120	07/12→			2	11.8116-0351.1	390538	ATE
2.0 dCi (DZ0L)	118	04/09→						
2.0 dCi (DZ0Y)	110	04/09→						
2.0 TCe	140	06/12→						
2.0 TCe (DZ0K)	132	11/08→						











	kw					! #		
<b>RENAULT - MEGANE III Coupe (DZ0/1_) 11/08→</b>								
<b>Feder, Bremssattel</b>								
2.0 TCe 220	162	11/13→				2	11.8116-0351.1 390538	ATE
<b>Führungshülzensatz, Bremssattel</b>								
2.0 dCi	120	07/12→	←				11.0101-5704.2 260095	ATE
2.0 dCi (DZ0L)	118	04/09→						
2.0 dCi (DZ0Y)	110	04/09→						
2.0 TCe	140	06/12→						
2.0 TCe (DZ0K)	132	11/08→						
2.0 TCe 220	162	11/13→						
<b>Bremsschlauch</b>								
1.2 TCe	85	03/12→	←			2	24.5111-0426.3 331347	L= 425
1.2 TCe (DZ16)	97	01/13→						
1.4 TCe (DZ0F, DZ1V)	96	04/09→	→	☐ / innen			24.5201-0135.3 331399	L= 135
1.5 dCi	70	07/14→	→	☐ / innen			24.5203-0135.3 331403	L= 135
1.5 dCi (DZ09, DZ0D, DZ1F, DZ1G)	81	02/09→						
1.5 dCi (DZ0A)	63	11/08→						
1.5 dCi (DZ0B)	78	02/09→						
1.5 dCi (DZ0C, DZ1A)	66	11/08→						
1.6 16V (DZ0H)	74	11/08→						
1.6 16V (DZ0U, DZ1B, DZ1H)	81	11/08→						
1.6 16V Bifuel (DZ03, DZ1Y)	81	11/08→						
1.6 dCi (DZ00)	96	04/11→						
1.9 dCi (DZ0N, DZ0J, DZ1J, DZ1K)	96	11/08→						
2.0 CVT (DZ0G, DZ1E)	103	05/09→						
2.0 dCi	120	07/12→						
2.0 dCi (DZ0L)	118	04/09→						
2.0 dCi (DZ0Y)	110	04/09→						
2.0 TCe	140	06/12→						
2.0 TCe (DZ0K)	132	11/08→						
2.0 TCe 220	162	11/13→						
2.0 R.S.	195	11/08→	→	☐ / innen; 08/11→			24.5201-0135.3 331399	L= 135
			→	☐ / innen; 08/11→			24.5203-0135.3 331403	L= 135
2.0 R.S.	201	07/14→	→	☐ / innen			24.5201-0135.3 331399	L= 135
2.0 TCe (DZ1N)	184	05/09→	→	☐ / innen			24.5203-0135.3 331403	L= 135
<b>RENAULT - MEGANE III Grandtour (KZ0/1) 11/08→</b>								
<b>Bremssattel</b>								
1.2 TCe	85	03/12→	←	☐			11.9541-9950.2 220843	ATE Ø 54 - Halter
1.2 TCe (KZ16)	97	01/13→						
1.4 TCe (KZ0F, KZ1V)	96	05/09→	←	☐			11.9541-9951.2 220844	ATE Ø 54 - Halter
1.5 dCi	70	11/13→	→	☐; - eFSB			24.3347-1709.5 240846	TRW Ø 34 - Halter
1.5 dCi (KZ09, KZ0D, KZ1G)	81	02/09→	→	☐; - eFSB			24.3347-1710.5 240847	TRW Ø 34 - Halter
1.5 dCi (KZ0C, KZ1A)	66	05/09→	→	☐			24.6234-1701.7 221015	TRW Ø 34 - Halter + eFSB
1.6 16V (KZ0H)	74	05/09→						
1.6 16V (KZ0U, KZ1B, KZ1U)	81	05/09→	→	☐			24.6234-1702.7 221016	TRW Ø 34 - Halter + eFSB
1.6 16V Bifuel (KZ03)	81	11/08→						
1.6 dCi (KZ00, KZ12)	96	04/11→						
1.9 dCi (KZ0J, KZ0N, KZ1S)	96	05/09→						
2.0 CVT (KZ0G, KZ1P)	103	05/09→						
1.5 dCi	63	03/09→	←	☐; 08/09→			11.9541-9950.2 220843	ATE Ø 54 - Halter
			←	☐; 08/09→			11.9541-9951.2 220844	ATE Ø 54 - Halter
			→	☐; 08/09→; - eFSB			24.3347-1709.5 240846	TRW Ø 34 - Halter
			→	☐; 08/09→; - eFSB			24.3347-1710.5 240847	TRW Ø 34 - Halter
			→	☐; 08/09→			24.6234-1701.7 221015	TRW Ø 34 - Halter + eFSB
			→	☐; 08/09→			24.6234-1702.7 221016	TRW Ø 34 - Halter + eFSB
1.5 dCi (KZ1M, KZ1W)	78	02/09→	←	☐; 05/09→			11.9541-9950.2 220843	ATE Ø 54 - Halter
			←	☐; 05/09→			11.9541-9951.2 220844	ATE Ø 54 - Halter
			→	☐; 05/09→; - eFSB			24.3347-1709.5 240846	TRW Ø 34 - Halter
			→	☐; 05/09→; - eFSB			24.3347-1710.5 240847	TRW Ø 34 - Halter
			→	☐; 05/09→			24.6234-1701.7 221015	TRW Ø 34 - Halter + eFSB
			→	☐; 05/09→			24.6234-1702.7 221016	TRW Ø 34 - Halter + eFSB
2.0 dCi	120	07/12→	←	☐			11.9571-9775.2 220859	ATE Ø 57 - Halter
2.0 dCi (KZ0L)	118	04/09→						
2.0 dCi (KZ0Y)	110	10/10→	←	☐			11.9571-9776.2 220860	ATE Ø 57 - Halter










	kw			 	! #			
<b>RENAULT - MEGANE III Grandtour (KZ0/1) 11/08→</b>								
<b> Bremssattel</b>								
2.0 TCe	140	09/12→	➔	☐; - eFSB	24.3347-1709.5	240846	TRW Ø 34 - Halter	
2.0 TCe	162	09/12→	➔	☐; - eFSB	24.3347-1710.5	240847	TRW Ø 34 - Halter	
			➔	☐	24.6234-1701.7	221015	TRW Ø 34 - Halter + eFSB	
			➔	☐	24.6234-1702.7	221016	TRW Ø 34 - Halter + eFSB	
2.0 TCe (KZ0K, KZ1T)	132	11/08→	➔	☐; 05/09→	11.9571-9775.2	220859	ATE Ø 57 - Halter	
			➔	☐; 05/09→	11.9571-9776.2	220860	ATE Ø 57 - Halter	
			➔	☐; 05/09→; - eFSB	24.3347-1709.5	240846	TRW Ø 34 - Halter	
			➔	☐; 05/09→; - eFSB	24.3347-1710.5	240847	TRW Ø 34 - Halter	
			➔	☐; 05/09→	24.6234-1701.7	221015	TRW Ø 34 - Halter + eFSB	
			➔	☐; 05/09→	24.6234-1702.7	221016	TRW Ø 34 - Halter + eFSB	
<b>Halter, Bremssattel</b>								
1.2 TCe	85	03/12→	➔		11.8170-0002.1	260110	ATE	
1.2 TCe (KZ16)	97	01/13→						
1.4 TCe (KZ0F, KZ1V)	96	05/09→						
1.5 dCi	70	11/13→						
1.5 dCi (KZ09, KZ0D, KZ1G)	81	02/09→						
1.5 dCi (KZ0C, KZ1A)	66	05/09→						
1.6 16V (KZ0H)	74	05/09→						
1.6 16V (KZ0U, KZ1B, KZ1U)	81	05/09→						
1.6 16V Bifuel (KZ03)	81	11/08→						
1.6 dCi (KZ00, KZ12)	96	04/11→						
1.9 dCi (KZ0J, KZ0N, KZ1S)	96	05/09→						
2.0 CVT (KZ0G, KZ1P)	103	05/09→						
1.5 dCi	63	03/09→	➔	08/09→	11.8170-0002.1	260110	ATE	
1.5 dCi (KZ1M, KZ1W)	78	02/09→	➔	05/09→	11.8170-0002.1	260110	ATE	
<b>Feder, Bremssattel</b>								
1.2 TCe	85	03/12→			2	11.8116-0356.1	390586	ATE
1.2 TCe (KZ16)	97	01/13→						
1.4 TCe (KZ0F, KZ1V)	96	05/09→						
1.5 dCi	70	11/13→						
1.5 dCi (KZ09, KZ0D, KZ1G)	81	02/09→						
1.5 dCi (KZ0C, KZ1A)	66	05/09→						
1.6 16V (KZ0H)	74	05/09→						
1.6 16V (KZ0U, KZ1B, KZ1U)	81	05/09→						
1.6 16V Bifuel (KZ03)	81	11/08→						
1.6 dCi (KZ00, KZ12)	96	04/11→						
1.9 dCi (KZ0J, KZ0N, KZ1S)	96	05/09→						
2.0 CVT (KZ0G, KZ1P)	103	05/09→						
1.5 dCi	63	03/09→		08/09→	2	11.8116-0356.1	390586	ATE
1.5 dCi (KZ1M, KZ1W)	78	02/09→		05/09→	2	11.8116-0356.1	390586	ATE
2.0 dCi	120	07/12→			2	11.8116-0351.1	390538	ATE
2.0 dCi (KZ0L)	118	04/09→						
2.0 dCi (KZ0Y)	110	10/10→						
2.0 TCe	140	09/12→						
2.0 TCe	162	09/12→						
2.0 TCe (KZ0K, KZ1T)	132	11/08→		05/09→	2	11.8116-0351.1	390538	ATE
<b>Führungshülzensatz, Bremssattel</b>								
2.0 dCi	120	07/12→	➔			11.0101-5704.2	260095	ATE
2.0 dCi (KZ0L)	118	04/09→						
2.0 dCi (KZ0Y)	110	10/10→						
2.0 TCe	140	09/12→						
2.0 TCe	162	09/12→						
2.0 TCe (KZ0K, KZ1T)	132	11/08→	➔	05/09→		11.0101-5704.2	260095	ATE
<b> Bremsschlauch</b>								
1.2 TCe	85	03/12→	➔		2	24.5111-0426.3	331347	L= 425
1.2 TCe (KZ16)	97	01/13→						
1.4 TCe (KZ0F, KZ1V)	96	05/09→	➔	☐ / innen		24.5201-0135.3	331399	L= 135
1.5 dCi	70	11/13→	➔	☐ / innen		24.5203-0135.3	331403	L= 135
1.5 dCi (KZ09, KZ0D, KZ1G)	81	02/09→						
1.5 dCi (KZ0C, KZ1A)	66	05/09→						
1.6 16V (KZ0H)	74	05/09→						
↓								



	kW					! #		
<b>RENAULT - MEGANE III Grandtour (KZ0/1) 11/08→</b>								
 <b>Bremsschlauch</b>								
1.6 16V (KZ0U, KZ1B, KZ1U)	81	05/09→	←			2	24.5111-0426.3 331347	L= 425
1.6 16V Bifuel (KZ03)	81	11/08→	→	☐ / innen			24.5201-0135.3 331399	L= 135
1.6 dCi (KZ00, KZ12)	96	04/11→	→	☐ / innen			24.5203-0135.3 331403	L= 135
1.9 dCi (KZ0J, KZ0N, KZ1S)	96	05/09→						
2.0 CVT (KZ0G, KZ1P)	103	05/09→						
2.0 dCi	120	07/12→						
2.0 dCi (KZ0L)	118	04/09→						
2.0 dCi (KZ0Y)	110	10/10→						
2.0 TCe	140	09/12→						
2.0 TCe	162	09/12→						
1.5 dCi	63	03/09→	←	08/09→		2	24.5111-0426.3 331347	L= 425
			→	☐ / innen; 08/09→			24.5201-0135.3 331399	L= 135
			→	☐ / innen; 08/09→			24.5203-0135.3 331403	L= 135
1.5 dCi (KZ1M, KZ1W)	78	02/09→	←	05/09→		2	24.5111-0426.3 331347	L= 425
2.0 TCe (KZ0K, KZ1T)	132	11/08→	→	☐ / innen; 05/09→			24.5201-0135.3 331399	L= 135
			→	☐ / innen; 05/09→			24.5203-0135.3 331403	L= 135
<b>RENAULT - MEGANE III Schrägheck (BZ0/1_) 11/08→</b>								
 <b>Bremssattel</b>								
1.2 TCe	85	03/12→	←	☐			11.9541-9950.2 220843	ATE Ø 54 - Halter
1.2 TCe (BZ16)	97	01/13→	←	☐			11.9541-9951.2 220844	ATE Ø 54 - Halter
1.4 TCe (BZ0F, BZ1V)	96	04/09→	←	☐				
1.5 dCi	63	12/09→	→	☐; - eFSB			24.3347-1709.5 240846	TRW Ø 34 - Halter
1.5 dCi	78	02/09→	→	☐; - eFSB			24.3347-1710.5 240847	TRW Ø 34 - Halter
1.5 dCi (BZ09, BZ0D)	81	02/09→	→	☐; - eFSB			24.3347-1710.5 240847	TRW Ø 34 - Halter
1.5 dCi (BZ0C)	66	11/08→	→	☐			24.6234-1701.7 221015	TRW Ø 34 - Halter + eFSB
1.5 dCi (BZ1G, BZ1W, BZ0R)	70	11/13→	→	☐			24.6234-1702.7 221016	TRW Ø 34 - Halter + eFSB
1.6 16V	82	11/08→						
1.6 16V	85	10/15→						
1.6 16V (BZ0H)	74	11/08→						
1.6 16V (BZ1B, BZ1H)	81	11/08→						
1.6 16V Bifuel (BZ03)	81	11/08→						
1.6 dCi (BZ00, BZ12)	96	04/11→						
1.9 dCi (BZ0N, BZ0J)	96	11/08→						
2.0	105	01/11→						
2.0 CVT (BZ0G, BZ1P)	103	02/09→						
2.0 dCi	120	07/12→	←	☐			11.9571-9775.2 220859	ATE Ø 57 - Halter
2.0 dCi (BZ0L)	118	04/09→	←	☐			11.9571-9776.2 220860	ATE Ø 57 - Halter
2.0 dCi (BZ0Y)	110	10/10→	←	☐				
2.0 TCe	140	06/12→	→	☐; - eFSB			24.3347-1709.5 240846	TRW Ø 34 - Halter
2.0 TCe (BZ0K)	132	11/08→	→	☐; - eFSB			24.3347-1710.5 240847	TRW Ø 34 - Halter
2.0 TCe 220	162	11/13→	→	☐			24.6234-1701.7 221015	TRW Ø 34 - Halter + eFSB
			→	☐			24.6234-1702.7 221016	TRW Ø 34 - Halter + eFSB
<b>Halter, Bremssattel</b>								
1.2 TCe	85	03/12→	←				11.8170-0002.1 260110	ATE
1.2 TCe (BZ16)	97	01/13→	←					
1.4 TCe (BZ0F, BZ1V)	96	04/09→	←					
1.5 dCi	63	12/09→	→					
1.5 dCi	78	02/09→	→					
1.5 dCi (BZ09, BZ0D)	81	02/09→	→					
1.5 dCi (BZ0C)	66	11/08→	→					
1.5 dCi (BZ1G, BZ1W, BZ0R)	70	11/13→	→					
1.6 16V	82	11/08→						
1.6 16V	85	10/15→						
1.6 16V (BZ0H)	74	11/08→						
1.6 16V (BZ1B, BZ1H)	81	11/08→						
1.6 16V Bifuel (BZ03)	81	11/08→						
1.6 dCi (BZ00, BZ12)	96	04/11→						
1.9 dCi (BZ0N, BZ0J)	96	11/08→						
2.0	105	01/11→						
2.0 CVT (BZ0G, BZ1P)	103	02/09→						
<b>Feder, Bremssattel</b>								
1.2 TCe	85	03/12→				2	11.8116-0356.1 390586	ATE
1.2 TCe (BZ16)	97	01/13→						
1.4 TCe (BZ0F, BZ1V)	96	04/09→						
1.5 dCi	63	12/09→						
1.5 dCi	78	02/09→						
1.5 dCi (BZ09, BZ0D)	81	02/09→						
1.5 dCi (BZ0C)	66	11/08→						
↓								

	kW			 	! #		
<b>RENAULT - MEGANE III Schrägheck (BZ0/1_) 11/08→</b>							
<b>Feder, Bremsattel</b>							
1.5 dCi (BZ1G, BZ1W, BZ0R)	70	11/13→			2	11.8116-0356.1 390586	ATE
1.6 16V	82	11/08→					
1.6 16V	85	10/15→					
1.6 16V (BZ0H)	74	11/08→					
1.6 16V (BZ1B, BZ1H)	81	11/08→					
1.6 16V Bifuel (BZ03)	81	11/08→					
1.6 dCi (BZ00, BZ12)	96	04/11→					
1.9 dCi (BZ0N, BZ0J)	96	11/08→					
2.0	105	01/11→					
2.0 CVT (BZ0G, BZ1P)	103	02/09→					
2.0 dCi	120	07/12→			2	11.8116-0351.1 390538	ATE
2.0 dCi (BZ0L)	118	04/09→					
2.0 dCi (BZ0Y)	110	10/10→					
2.0 TCe	140	06/12→					
2.0 TCe (BZ0K)	132	11/08→					
2.0 TCe 220	162	11/13→					
<b>Führungshülzensatz, Bremsattel</b>							
2.0 dCi	120	07/12→	←			11.0101-5704.2 260095	ATE
2.0 dCi (BZ0L)	118	04/09→					
2.0 dCi (BZ0Y)	110	10/10→					
2.0 TCe	140	06/12→					
2.0 TCe (BZ0K)	132	11/08→					
2.0 TCe 220	162	11/13→					
<b>Bremsschlauch</b>							
1.2 TCe	85	03/12→	←		2	24.5111-0426.3 331347	L= 425
			→	☐ / innen; 03/13→		24.5201-0135.3 331399	L= 135
			→	☐ / innen; 03/13→		24.5203-0135.3 331403	L= 135
1.2 TCe (BZ16)	97	01/13→	←		2	24.5111-0426.3 331347	L= 425
1.4 TCe (BZ0F, BZ1V)	96	04/09→					
1.5 dCi	63	12/09→	→	☐ / innen		24.5201-0135.3 331399	L= 135
1.5 dCi	78	02/09→	→	☐ / innen		24.5203-0135.3 331403	L= 135
1.5 dCi (BZ09, BZ0D)	81	02/09→					
1.5 dCi (BZ0C)	66	11/08→					
1.5 dCi (BZ1G, BZ1W, BZ0R)	70	11/13→					
1.6 16V	82	11/08→					
1.6 16V	85	10/15→					
1.6 16V (BZ0H)	74	11/08→					
1.6 16V (BZ1B, BZ1H)	81	11/08→					
1.6 16V Bifuel (BZ03)	81	11/08→					
1.6 dCi (BZ00, BZ12)	96	04/11→					
1.9 dCi (BZ0N, BZ0J)	96	11/08→					
2.0	105	01/11→					
2.0 CVT (BZ0G, BZ1P)	103	02/09→					
2.0 dCi	120	07/12→					
2.0 dCi (BZ0L)	118	04/09→					
2.0 dCi (BZ0Y)	110	10/10→					
2.0 TCe	140	06/12→					
2.0 TCe (BZ0K)	132	11/08→					
2.0 TCe 220	162	11/13→					
<b>RENAULT - MEGANE IV Grandtour (K9A/M/N_) 04/16→</b>							
<b>Bremssattel</b>							
1.2 TCe 100	74	04/16→	→	☐; - eFSB		24.3347-1709.5 240846	TRW Ø 34 - Halter
1.2 TCe 130	97	04/16→	→	☐; - eFSB		24.3347-1710.5 240847	TRW Ø 34 - Halter
1.5 dCi 110	81	04/16→	→	☐		24.6234-1701.7 221015	TRW Ø 34 - Halter + eFSB
1.5 dCi 90	66	04/16→	→	☐		24.6234-1702.7 221016	TRW Ø 34 - Halter + eFSB
1.6 16V	84	04/16→	→	☐			
1.6 dCi 130	96	04/16→	→	☐			
1.6 TCe 165	121	07/17→	→	☐			
<b>RENAULT - MEGANE IV Schrägheck (B9A/M/N_) 11/15→</b>							
<b>Bremssattel</b>							
1.2 TCe 100 (B9MS)	74	11/15→	→	☐; - eFSB		24.3347-1709.5 240846	TRW Ø 34 - Halter
1.2 TCe 130 (B9MR)	97	11/15→	→	☐; - eFSB		24.3347-1710.5 240847	TRW Ø 34 - Halter
1.5 dCi 110 (B9A3)	81	11/15→	→	☐		24.6234-1701.7 221015	TRW Ø 34 - Halter + eFSB
1.5 dCi 90 (B9A1)	66	11/15→	→	☐		24.6234-1702.7 221016	TRW Ø 34 - Halter + eFSB
1.6 16V	84	11/15→	→	☐			
1.6 dCi 130 (B9A4)	96	11/15→	→	☐			
1.6 TCe 165	121	07/17→	→	☐; - eFSB		24.3347-1709.5 240846	TRW Ø 34 - Halter
			→	☐; - eFSB		24.3347-1710.5 240847	TRW Ø 34 - Halter
			→	☐		24.6234-1701.7 221015	TRW Ø 34 - Halter + eFSB
			→	☐		24.6234-1702.7 221016	TRW Ø 34 - Halter + eFSB

	kw			 	! #			
<b>RENAULT - MEGANE IV Stufenheck 10/16→</b>								
 <b>Bremssattel</b>								
1.2 Tce 130	97	10/16→	➡	☐; - eFSB	24.3347-1709.5	240846	TRW Ø 34 - Halter	
1.5 dCi 110	81	10/16→	➡	☐; - eFSB	24.3347-1710.5	240847	TRW Ø 34 - Halter	
1.5 dCi 90	66	10/16→	➡	☐	24.6234-1701.7	221015	TRW Ø 34 - Halter + eFSB	
1.6 dCi 130	96	10/16→	➡	☐	24.6234-1702.7	221016	TRW Ø 34 - Halter + eFSB	
1.6 S Ce	84	10/16→	➡	☐				
<b>RENAULT - MEGANE CC (EZ0/1_) 06/10→</b>								
 <b>Bremssattel</b>								
1.2 TCe (EZ16)	97	01/13→	←	☐; 04/13→	11.9541-9950.2	220843	ATE Ø 54 - Halter	
			←	☐; 04/13→	11.9541-9951.2	220844	ATE Ø 54 - Halter	
			➡	☐; 04/13→; - eFSB	24.3347-1709.5	240846	TRW Ø 34 - Halter	
			➡	☐; 04/13→; - eFSB	24.3347-1710.5	240847	TRW Ø 34 - Halter	
			➡	☐; 04/13→	24.6234-1701.7	221015	TRW Ø 34 - Halter + eFSB	
			➡	☐; 04/13→	24.6234-1702.7	221016	TRW Ø 34 - Halter + eFSB	
1.4 TCe (EZ0F, EZ1V) 1.5 dCi (EZ09, EZ1G, EZ0D) 1.6 16V (EZ0U, EZ1U) 1.9 dCi (EZ0J, EZ1S) 2.0 CVT (EZ0G, EZ1E, EZ1P)	96	06/10→	←	☐	11.9541-9950.2	220843	ATE Ø 54 - Halter	
	81	06/10→	←	☐	11.9541-9951.2	220844	ATE Ø 54 - Halter	
	81	06/10→	➡	☐; - eFSB	24.3347-1709.5	240846	TRW Ø 34 - Halter	
	96	06/10→	➡	☐; - eFSB	24.3347-1710.5	240847	TRW Ø 34 - Halter	
	103	06/10→	➡	☐	24.6234-1701.7	221015	TRW Ø 34 - Halter + eFSB	
				➡	☐	24.6234-1702.7	221016	TRW Ø 34 - Halter + eFSB
1.6 dCi (EZ00)	96	04/11→	←	☐	11.9541-9950.2	220843	ATE Ø 54 - Halter	
			←	☐	11.9541-9951.2	220844	ATE Ø 54 - Halter	
			➡	☐	24.6234-1701.7	221015	TRW Ø 34 - Halter + eFSB	
			➡	☐	24.6234-1702.7	221016	TRW Ø 34 - Halter + eFSB	
2.0 dCi (EZ0L) 2.0 TCe (EZ1T) 2.0 Turbo	118	06/10→	←	☐	11.9571-9775.2	220859	ATE Ø 57 - Halter	
	132	06/10→	←	☐	11.9571-9776.2	220860	ATE Ø 57 - Halter	
	195	10/11→	➡	☐; - eFSB	24.3347-1709.5	240846	TRW Ø 34 - Halter	
			➡	☐; - eFSB	24.3347-1710.5	240847	TRW Ø 34 - Halter	
			➡	☐	24.6234-1701.7	221015	TRW Ø 34 - Halter + eFSB	
			➡	☐	24.6234-1702.7	221016	TRW Ø 34 - Halter + eFSB	
<b>Halter, Bremssattel</b>								
1.2 TCe (EZ16)	97	01/13→	←	04/13→	11.8170-0002.1	260110	ATE	
1.4 TCe (EZ0F, EZ1V) 1.5 dCi (EZ09, EZ1G, EZ0D) 1.6 16V (EZ0U, EZ1U) 1.6 dCi (EZ00) 1.9 dCi (EZ0J, EZ1S) 2.0 CVT (EZ0G, EZ1E, EZ1P)	96 81 81 96 96 103	06/10→ 06/10→ 06/10→ 04/11→ 06/10→ 06/10→	←		11.8170-0002.1	260110	ATE	
<b>Feder, Bremssattel</b>								
1.2 TCe (EZ16)	97	01/13→		04/13→	2	11.8116-0356.1	390586	ATE
1.4 TCe (EZ0F, EZ1V) 1.5 dCi (EZ09, EZ1G, EZ0D) 1.6 16V (EZ0U, EZ1U) 1.6 dCi (EZ00) 1.9 dCi (EZ0J, EZ1S) 2.0 CVT (EZ0G, EZ1E, EZ1P)	96 81 81 96 96 103	06/10→ 06/10→ 06/10→ 04/11→ 06/10→ 06/10→			2	11.8116-0356.1	390586	ATE
2.0 dCi (EZ0L) 2.0 TCe (EZ1T) 2.0 Turbo	118 132 195	06/10→ 06/10→ 10/11→			2	11.8116-0351.1	390538	ATE
<b>Führungshülzensatz, Bremssattel</b>								
2.0 dCi (EZ0L) 2.0 TCe (EZ1T) 2.0 Turbo	118 132 195	06/10→ 06/10→ 10/11→	←			11.0101-5704.2	260095	ATE
 <b>Bremsschlauch</b>								
1.2 TCe (EZ16)	97	01/13→	←	04/13→	2	24.5111-0426.3	331347	L= 425
			➡	☐ / innen; 04/13→		24.5201-0135.3	331399	L= 135
↓								

	kw			 	! #		
<b>RENAULT - MEGANE CC (EZ0/1_) 06/10→</b>							
 <b>Bremsschlauch</b>							
1.2 TCe (EZ16)	97	01/13→	➡	☐ / innen; 04/13→		24.5203-0135.3 331403	L= 135
1.4 TCe (EZ0F, EZ1V)	96	06/10→	←		2	24.5111-0426.3 331347	L= 425
1.5 dCi (EZ09, EZ1G, EZ0D)	81	06/10→	➡	☐ / innen		24.5201-0135.3 331399	L= 135
1.6 16V (EZ0U, EZ1U)	81	06/10→	➡	☐ / innen		24.5203-0135.3 331403	L= 135
1.6 dCi (EZ00)	96	04/11→					
1.9 dCi (EZ0J, EZ1S)	96	06/10→					
2.0 CVT (EZ0G, EZ1E, EZ1P)	103	06/10→					
2.0 dCi (EZ0L)	118	06/10→					
2.0 TCe (EZ1T)	132	06/10→					
2.0 Turbo	195	10/11→					
<b>RENAULT - MEGANE Scenic (JA0/1_) 10/96→12/01</b>							
 <b>Bremssattel</b>							
1.4 i (JA0E)	55	01/97→09/99	←	☐; → 09/98		24.3481-1615.5 240031	TRW Ø 48 - Halter
1.6 i (JA0L)	55	01/97→09/99	←	☐; → 09/98		24.3481-1616.5 240032	TRW Ø 48 - Halter
			←	☐; 10/98→		24.3541-1749.5 240427	TRW Ø 54 - Halter
			←	☐; 10/98→		24.3541-1750.5 240428	TRW Ø 54 - Halter
1.6 16V (JA0B, JA04, JA11)	79	04/98→10/99	←	☐; → 09/98		24.3541-1741.5 240215	TRW Ø 54 - Halter
			←	☐; → 09/98		24.3541-1742.5 240216	TRW Ø 54 - Halter
			←	☐; 10/98→ 09/99		24.3541-1749.5 240427	TRW Ø 54 - Halter
			←	☐; 10/98→ 09/99		24.3541-1750.5 240428	TRW Ø 54 - Halter
			➡	☐; → 09/99		24.3344-1707.5 240808	TRW Ø 34 - Halter
			➡	☐; → 09/99		24.3344-1708.5 240809	TRW Ø 34 - Halter
1.6 e (JA0F)	66	10/96→10/99	←	☐; 11/96→ 09/98; Schaltgetriebe		24.3481-1615.5 240031	TRW Ø 48 - Halter
			←	☐; 11/96→ 09/98; Schaltgetriebe		24.3481-1616.5 240032	TRW Ø 48 - Halter
			←	☐; 11/96→ 09/98; Vollautomatik		24.3541-1741.5 240215	TRW Ø 54 - Halter
			←	☐; 11/96→ 09/98; Vollautomatik		24.3541-1742.5 240216	TRW Ø 54 - Halter
			←	☐; 10/98→ 09/99; Schaltgetriebe		24.3541-1749.5 240427	TRW Ø 54 - Halter
			←	☐; 10/98→ 09/99; Vollautomatik		24.3541-1749.5 240427	TRW Ø 54 - Halter
			←	☐; 10/98→ 09/99; Vollautomatik		24.3541-1750.5 240428	TRW Ø 54 - Halter
			←	☐; 10/98→ 09/99; Schaltgetriebe		24.3541-1750.5 240428	TRW Ø 54 - Halter
1.9 D (JA0J)	47	03/97→09/99	←	☐		24.3541-1741.5 240215	TRW Ø 54 - Halter
			←	☐; → 09/98		24.3541-1741.5 240215	TRW Ø 54 - Halter
			←	☐		24.3541-1742.5 240216	TRW Ø 54 - Halter
			←	☐; → 09/98		24.3541-1742.5 240216	TRW Ø 54 - Halter
			←	☐; 10/98→		24.3541-1749.5 240427	TRW Ø 54 - Halter
			←	☐; 10/98→		24.3541-1750.5 240428	TRW Ø 54 - Halter
1.9 dT (JA0K, JA0Y)	66	01/97→09/99	←	☐; → 12/97		24.3541-1741.5 240215	TRW Ø 54 - Halter
			←	☐; → 12/97		24.3541-1742.5 240216	TRW Ø 54 - Halter
1.9 dT (JA0Y)	69	03/97→08/99	←	☐		24.3541-1741.5 240215	TRW Ø 54 - Halter
			←	☐		24.3541-1742.5 240216	TRW Ø 54 - Halter
1.9 dTi (JA0N)	72	04/97→09/99	←	☐; 03/98→ 09/98		24.3541-1741.5 240215	TRW Ø 54 - Halter
			←	☐; → 09/98		24.3541-1741.5 240215	TRW Ø 54 - Halter
			←	☐; → 09/98		24.3601-1707.5 240229	TRW Ø 60 - Halter
			←	☐; → 09/98		24.3541-1742.5 240216	TRW Ø 54 - Halter
			←	☐; 03/98→ 09/98		24.3601-1708.5 240230	TRW Ø 60 - Halter
			←	☐; 10/98→		24.3541-1742.5 240216	TRW Ø 54 - Halter
			←	☐; 10/98→		24.3541-1749.5 240427	TRW Ø 54 - Halter
			←	☐; 10/98→		24.3601-1707.5 240229	TRW Ø 60 - Halter
			←	☐; 10/98→		24.3541-1750.5 240428	TRW Ø 54 - Halter
			←	☐; 10/98→		24.3601-1708.5 240230	TRW Ø 60 - Halter
2.0 i (JA02, JA0G)	80	01/99→09/99	←	☐		24.3541-1749.5 240427	TRW Ø 54 - Halter
			←	☐		24.3601-1707.5 240229	TRW Ø 60 - Halter
			←	☐		24.3541-1750.5 240428	TRW Ø 54 - Halter
			←	☐		24.3601-1708.5 240230	TRW Ø 60 - Halter
2.0 i (JA0G)	84	01/97→09/99	←	☐; → 09/98		24.3541-1741.5 240215	TRW Ø 54 - Halter
			←	☐; → 09/98		24.3601-1707.5 240229	TRW Ø 60 - Halter

**RENAULT - MEGANE Scenic (JA0/1\_) 10/96→12/01**

**Bremssattel**

2.0 i (JA0G)	84	01/97→09/99	←	☐; → 09/98	24.3541-1742.5	240216	TRW Ø 54 - Halter
					24.3601-1708.5	240230	TRW Ø 60 - Halter
			←	☐; 10/98→	24.3541-1749.5	240427	TRW Ø 54 - Halter
					24.3601-1707.5	240229	TRW Ø 60 - Halter
2.0 RXE 4x4	84	05/97→10/99	←	☐; → 09/98	24.3541-1741.5	240215	TRW Ø 54 - Halter
					24.3601-1707.5	240229	TRW Ø 60 - Halter
			←	☐; → 09/98	24.3541-1742.5	240216	TRW Ø 54 - Halter
					24.3601-1708.5	240230	TRW Ø 60 - Halter
			←	☐; 10/98→ 09/99	24.3541-1749.5	240427	TRW Ø 54 - Halter
					24.3601-1707.5	240229	TRW Ø 60 - Halter
			←	☐; 10/98→ 09/99	24.3541-1750.5	240428	TRW Ø 54 - Halter
					24.3601-1708.5	240230	TRW Ø 60 - Halter

**Zubehörsatz, Bremssattel**

1.4 i (JA0E)	55	01/97→09/99	←	→ 09/98	24.0101-4806.2	260052	TRW
1.6 i (JA0L)	55	01/97→09/99					
1.6 e (JA0F)	66	10/96→10/99	←	11/96→ 09/98; Schaltgetriebe	24.0101-4806.2	260052	TRW

**Bremsschlauch**

1.4 i (JA0E)	55	01/97→09/99	←		2	24.5111-0390.3	330566	L= 390
1.6 i (JA0L)	55	01/97→09/99						
1.9 D (JA0J)	47	03/97→09/99	→		2	24.5229-0265.3	330540	L= 265
1.9 dT (JA0Y)	69	03/97→08/99						
1.9 dTi (JA0N)	72	04/97→09/99						
2.0 i (JA02, JA0G)	80	01/99→09/99						
2.0 i (JA0G)	84	01/97→09/99						
1.6 16V (JA0B, JA04, JA11)	79	04/98→10/99	←	→ 09/99	2	24.5111-0390.3	330566	L= 390
2.0 RXE 4x4	84	05/97→10/99	→	→ 09/99	2	24.5229-0265.3	330540	L= 265
1.6 e (JA0F)	66	10/96→10/99	←	11/96→ 09/99	2	24.5111-0390.3	330566	L= 390
			→	11/96→ 09/99	2	24.5229-0265.3	330540	L= 265
1.9 dT (JA0K, JA0Y)	66	01/97→09/99	←	→ 12/97	2	24.5111-0390.3	330566	L= 390
			→	→ 12/97	2	24.5229-0265.3	330540	L= 265








**RENAULT - MODUS / GRAND MODUS (F/JP0\_) 09/04→**

**Bremssattel**

1.2	76	04/11→	←	☐; → 06/13	24.3541-1849.5	240707	TRW Ø 54 - Halter
1.2 (JP0S)	58	12/04→					
1.4 (JP01, JP0J)	72	12/04→	←	☐; → 06/13	24.3541-1850.5	240708	TRW Ø 54 - Halter
1.5 dCi (FP0F, JP0F)	63	12/04→	→	☐; → 06/13	24.3347-1703.5	240814	TRW Ø 34 - Halter
1.5 dCi (JP02)	76	05/07→					
1.5 dCi (JP0G, JP0H)	78	05/05→	→	☐; → 06/13	24.3347-1704.5	240815	TRW Ø 34 - Halter
1.6 (JP03, JP0B, JP0U, JP0Y, JP1G)	82	12/04→					
1.6 (JP0L, JP0V)	65	12/04→					
1.2 (FP0C, FP0K, FP0P)	48	05/05→	←	☐; → 06/13	24.3541-1849.5	240707	TRW Ø 54 - Halter
1.2 (JP0C, JP0K, FP0C, FP0K, FP0P, JP0P, JP0T)	55	12/04→	←	☐; → 06/13	24.3541-1850.5	240708	TRW Ø 54 - Halter
1.2 16V (JP0W)	74	05/07→	→	☐; + ESP; → 06/13	24.3347-1703.5	240814	TRW Ø 34 - Halter
1.2 16V Hi-Flex	55	10/08→	→	☐; + ESP; → 06/13	24.3347-1704.5	240815	TRW Ø 34 - Halter
1.5 dCi (FP0D, JP0D)	60	09/04→					
1.5 dCi (FP0E, JP0E)	48	12/04→					
1.5 dCi (FP0G, JP0G)	50	12/04→					
1.5 dCi 75	55	10/10→					
1.5 dCi 90	65	10/10→					









**Zubehörsatz, Bremssattel**








1.2	76	04/11→		→ 06/13	24.0101-3803.2	260101	TRW
1.2 (JP0S)	58	12/04→					
1.4 (JP01, JP0J)	72	12/04→					
1.5 dCi (FP0F, JP0F)	63	12/04→					
1.5 dCi (JP02)	76	05/07→					
1.5 dCi (JP0G, JP0H)	78	05/05→					
1.6 (JP03, JP0B, JP0U, JP0Y, JP1G)	82	12/04→					
1.6 (JP0L, JP0V)	65	12/04→					
1.2 (FP0C, FP0K, FP0P)	48	05/05→		+ ESP; → 06/13	24.0101-3803.2	260101	TRW
1.2 (JP0C, JP0K, FP0C, FP0K, FP0P, JP0P, JP0T)	55	12/04→					














	kw					! #		
<b>RENAULT - MODUS / GRAND MODUS (F/JP0_) 09/04 →</b>								
<b>Zubehörsatz, Bremssattel</b>								
1.2 16V (JP0W)	74	05/07 →			+ ESP; → 06/13		24.0101-3803.2 260101	TRW
1.2 16V Hi-Flex	55	10/08 →						
1.5 dCi (FP0D, JP0D)	60	09/04 →						
1.5 dCi (FP0E, JP0E)	48	12/04 →						
1.5 dCi (FP0G, JP0G)	50	12/04 →						
1.5 dCi 75	55	10/10 →						
1.5 dCi 90	65	10/10 →						
<b>Bremsschlauch</b>								
1.2	76	04/11 →			☐; → 06/13	2	24.5229-0193.3 330571	L= 193
1.2 (FP0C, FP0K, FP0P)	48	05/05 →						
1.2 (JP0C, JP0K, FP0C, FP0K, FP0P, JP0P, JP0T)	55	12/04 →	←		→ 06/13	2	24.5111-0455.3 330914	L= 455
1.2 (JP0S)	58	12/04 →						
1.2 16V (JP0W)	74	05/07 →						
1.2 16V Hi-Flex	55	10/08 →						
1.4 (JP01, JP0J)	72	12/04 →						
1.5 dCi (FP0D, JP0D)	60	09/04 →						
1.5 dCi (FP0F, JP0F)	63	12/04 →						
1.5 dCi (FP0G, JP0G)	50	12/04 →						
1.5 dCi (JP02)	76	05/07 →						
1.5 dCi (JP0G, JP0H)	78	05/05 →						
1.5 dCi 75	55	10/10 →						
1.5 dCi 90	65	10/10 →						
1.6 (JP03, JP0B, JP0U, JP0Y, JP1G)	82	12/04 →						
1.6 (JP0L, JP0V)	65	12/04 →						
1.5 dCi (FP0E, JP0E)	48	12/04 →	←		→ 06/13	2	24.5111-0455.3 330914	L= 455
<b>RENAULT - RAPID 09/94 → 03/98</b>								
<b>Bremssattel</b>								
1.9 D	47	09/94 → 03/98	←		☐; 07/95 →		24.3481-1505.5 240047	BDX Ø 48 - Halter
			←		☐; 07/95 →		24.3481-1506.5 240048	BDX Ø 48 - Halter
<b>Zubehörsatz, Bremssattel</b>								
1.9 D	47	09/94 → 03/98	←		07/95 →		24.0101-4803.2 260049	BDX
<b>Bremsschlauch</b>								
1.9 D	47	09/94 → 03/98	←		07/95 →	2	24.5111-0300.3 330407	L= 300
			→		07/95 →; nicht für erhöhte Nutzlast	2	24.5229-0240.3 330400	L= 242
			→		07/95 →; für erhöhte Nutzlast	2	24.5229-0285.3 330032	L= 285
<b>RENAULT - RAPID Kasten (F40_, G40_) 07/85 → 11/01</b>								
<b>Bremssattel</b>								
1.1	35	09/93 → 04/95	←		☐		24.3481-1505.5 240047	BDX Ø 48 - Halter
1.2	48	05/95 → 11/98					24.3481-1611.5 240029	TRW Ø 48 - Halter
1.4	59	05/95 → 08/97						
1.4 (F40U, F40V)	55	09/91 → 03/98	←		☐		24.3481-1506.5 240048	BDX Ø 48 - Halter
1.4 Cat (F407)	43	08/88 → 03/98					24.3481-1612.5 240030	TRW Ø 48 - Halter
1.6 D	40	09/93 → 04/95						
Electric	21	01/94 → 11/98						
1.1 (F401)	33	07/85 → 04/95	←		☐; → 05/88		24.3451-1501.5 240263	BDX Ø 45 - Halter
							24.3481-1505.5 240047	BDX Ø 48 - Halter
							24.3481-1611.5 240029	TRW Ø 48 - Halter
			←		☐; → 05/88		24.3451-1502.5 240264	BDX Ø 45 - Halter
							24.3481-1506.5 240048	BDX Ø 48 - Halter
							24.3481-1612.5 240030	TRW Ø 48 - Halter
			←		☐; 06/88 →		24.3481-1505.5 240047	BDX Ø 48 - Halter
							24.3481-1611.5 240029	TRW Ø 48 - Halter
			←		☐; 09/91 →		24.3481-1505.5 240047	BDX Ø 48 - Halter
							24.3481-1611.5 240029	TRW Ø 48 - Halter
			←		☐; 06/88 →		24.3481-1506.5 240048	BDX Ø 48 - Halter
							24.3481-1612.5 240030	TRW Ø 48 - Halter
			←		☐; 09/91 →		24.3481-1506.5 240048	BDX Ø 48 - Halter
							24.3481-1612.5 240030	TRW Ø 48 - Halter
1.2 (F406, G40A)	40	09/91 → 03/98	←		☐; 10/92 →		24.3481-1505.5 240047	BDX Ø 48 - Halter
							24.3481-1611.5 240029	TRW Ø 48 - Halter
			←		☐; → 09/91		24.3481-1505.5 240047	BDX Ø 48 - Halter
							24.3481-1611.5 240029	TRW Ø 48 - Halter
















































	kw			 	! #		
<b>RENAULT - RAPID Kasten (F40_, G40_) 07/85→11/01</b>							
<b> Bremssattel</b>							
1.2 (F406, G40A)	40	09/91→03/98	←	☐; → 09/91		24.3481-1506.5 240048	BDX Ø 48 - Halter
			←	☐; 10/92→		24.3481-1612.5 240030	TRW Ø 48 - Halter
1.4 (F40D)	58	01/94→03/98	←	☐; 09/94→		24.3481-1505.5 240047	BDX Ø 48 - Halter
			←	☐		24.3481-1611.5 240029	TRW Ø 48 - Halter
			←	☐		24.3481-1505.5 240047	BDX Ø 48 - Halter
			←	☐		24.3481-1611.5 240029	TRW Ø 48 - Halter
			←	☐; 09/94→		24.3481-1506.5 240048	BDX Ø 48 - Halter
			←	☐; 09/94→		24.3481-1612.5 240030	TRW Ø 48 - Halter
1.6 D (F404)	40	03/86→08/98	←	☐; → 05/86		24.3451-1501.5 240263	BDX Ø 45 - Halter
			←	☐; → 05/86		24.3451-1502.5 240264	BDX Ø 45 - Halter
			←	☐; 06/86→		24.3481-1505.5 240047	BDX Ø 48 - Halter
			←	☐		24.3481-1611.5 240029	TRW Ø 48 - Halter
			←	☐		24.3481-1505.5 240047	BDX Ø 48 - Halter
			←	☐		24.3481-1611.5 240029	TRW Ø 48 - Halter
			←	☐; 06/86→		24.3481-1506.5 240048	BDX Ø 48 - Halter
1.9 D (F40P, F40N, F40E)	47	09/91→03/98	←	☐; 09/95→		24.3481-1505.5 240047	BDX Ø 48 - Halter
			←	☐; 09/92→		24.3481-1505.5 240047	BDX Ø 48 - Halter
			←	☐		24.3481-1611.5 240029	TRW Ø 48 - Halter
			←	☐; 09/95→		24.3481-1505.5 240047	BDX Ø 48 - Halter
			←	☐		24.3481-1611.5 240029	TRW Ø 48 - Halter
			←	☐; 09/92→		24.3481-1506.5 240048	BDX Ø 48 - Halter
			←	☐; 09/92→		24.3481-1612.5 240030	TRW Ø 48 - Halter
1.9 D (F40R)	40	09/94→03/98	←	☐		24.3481-1505.5 240047	BDX Ø 48 - Halter
			←	☐		24.3481-1506.5 240048	BDX Ø 48 - Halter
<b>Zubehörsatz, Bremssattel</b>							
1.1	35	09/93→04/95	←			24.0101-4803.2 260049	BDX
1.2	48	05/95→11/98	←			24.0101-4807.2 260053	TRW
1.4	59	05/95→08/97	←				
1.4 (F40U, F40V)	55	09/91→03/98	←				
1.4 Cat (F407)	43	08/88→03/98	←				
1.6 D	40	09/93→04/95	←				
Electric	21	01/94→11/98	←				
1.1 (F401)	33	07/85→04/95	←	09/91→		24.0101-4803.2 260049	BDX
			←	06/88→		24.0101-4807.2 260053	TRW
			←	→ 05/88		24.0101-4803.2 260049	BDX
			←			24.0101-4807.2 260053	TRW
1.2 (F406, G40A)	40	09/91→03/98	←	→ 09/91		24.0101-4803.2 260049	BDX
			←	10/92→		24.0101-4807.2 260053	TRW
1.4 (F40D)	58	01/94→03/98	←			24.0101-4803.2 260049	BDX
			←	09/94→		24.0101-4807.2 260053	TRW
			←			24.0101-4803.2 260049	BDX
1.6 D (F404)	40	03/86→08/98	←			24.0101-4803.2 260049	BDX
			←	06/86→		24.0101-4807.2 260053	TRW
1.9 D (F40P, F40N, F40E) ↓	47	09/91→03/98	←			24.0101-4803.2 260049	BDX
			←				








	kw			 	! #		
<b>RENAULT - RAPID Kasten (F40_, G40_) 07/85→11/01</b>							
<b>Zubehörsatz, Bremssattel</b>							
1.9 D (F40P, F40N, F40E)	47	09/91→03/98	←			24.0101-4807.2 260053	TRW
			←	09/95→		24.0101-4803.2 260049	BDX
			←	09/92→		24.0101-4803.2 260049	BDX
1.9 D (F40R)	40	09/94→03/98	←			24.0101-4807.2 260053	TRW
						24.0101-4803.2 260049	BDX
<b>Bremsschlauch</b>							
1.1	35	09/93→04/95	←		2	24.5111-0300.3 330407	L= 300
1.2	48	05/95→11/98	←				
1.4 Cat (F407)	43	08/88→03/98	→		2	24.5229-0240.3 330400	L= 242
1.1 (F401)	33	07/85→04/95	←		2	24.5111-0300.3 330407	L= 300
			←	09/91→	2	24.5111-0300.3 330407	L= 300
			→		2	24.5229-0240.3 330400	L= 242
			→	09/91→	2	24.5229-0240.3 330400	L= 242
1.2 (F406, G40A)	40	09/91→03/98	←		2	24.5111-0300.3 330407	L= 300
			←	10/92→	2	24.5111-0300.3 330407	L= 300
			→		2	24.5229-0240.3 330400	L= 242
			→	10/92→	2	24.5229-0240.3 330400	L= 242
1.4 (F40U, F40V)	59	05/95→08/97	←		2	24.5111-0300.3 330407	L= 300
			←	09/91→03/98			
			→	09/93→04/95	2	24.5229-0240.3 330400	L= 242
			→	09/94→03/98	2	24.5229-0285.3 330032	L= 285
1.4 (F40D)	58	01/94→03/98	←		2	24.5111-0300.3 330407	L= 300
			←	09/94→	2	24.5111-0300.3 330407	L= 300
			→	nicht für erhöhte Nutzlast	2	24.5229-0240.3 330400	L= 242
			→	09/94→; nicht für erhöhte Nutzlast	2	24.5229-0240.3 330400	L= 242
			→		2	24.5229-0285.3 330032	L= 285
			→	09/94→; für erhöhte Nutzlast	2	24.5229-0285.3 330032	L= 285
			→	für erhöhte Nutzlast	2	24.5229-0285.3 330032	L= 285
1.6 D (F404)	40	03/86→08/98	←		2	24.5111-0300.3 330407	L= 300
			→	07/86→; nicht für erhöhte Nutzlast	2	24.5229-0240.3 330400	L= 242
			→	07/86→; für erhöhte Nutzlast	2	24.5229-0285.3 330032	L= 285
1.9 D (F40P, F40N, F40E)	47	09/91→03/98	←		2	24.5111-0300.3 330407	L= 300
			←	09/92→	2	24.5111-0300.3 330407	L= 300
			←	09/95→	2	24.5111-0300.3 330407	L= 300
			→	09/92→; nicht für erhöhte Nutzlast	2	24.5229-0240.3 330400	L= 242
			→	nicht für erhöhte Nutzlast	2	24.5229-0240.3 330400	L= 242
			→	09/95→; nicht für erhöhte Nutzlast	2	24.5229-0240.3 330400	L= 242
			→	für erhöhte Nutzlast	2	24.5229-0285.3 330032	L= 285
			→	09/95→; für erhöhte Nutzlast	2	24.5229-0285.3 330032	L= 285
			→	09/92→; für erhöhte Nutzlast	2	24.5229-0285.3 330032	L= 285
Electric	21	01/94→11/98	←		2	24.5111-0300.3 330407	L= 300
			→		2	24.5229-0285.3 330032	L= 285
<b>RENAULT - SAFRANE I (B54_) 04/92→10/97</b>							
<b>Bremssattel</b>							
2.0 (B540)	77	11/92→07/96	←	☐		24.3541-1741.5 240215	TRW Ø 54 - Halter
2.0 12V (B542, B54E)	97	04/92→07/96	←	☐		24.3541-1742.5 240216	TRW Ø 54 - Halter
2.1 dT (B546)	65	11/93→07/96	←	☐			
2.2 (B541)	79	04/92→07/96	←				
2.2 (B543)	101	04/92→07/96	←				
2.5 dT (B548)	83	12/92→07/96	←	☐; → 06/93; Automatikgetriebe		24.3541-1741.5 240215	TRW Ø 54 - Halter
			←	☐; → 05/94; Schaltgetriebe		24.3541-1741.5 240215	TRW Ø 54 - Halter
			←	☐; → 06/93; Automatikgetriebe		24.3541-1742.5 240216	TRW Ø 54 - Halter
			←	☐; → 05/94; Schaltgetriebe		24.3541-1742.5 240216	TRW Ø 54 - Halter
			←	☐; 06/94→; Schaltgetriebe		24.3601-1707.5 240229	TRW Ø 60 - Halter
			←	☐; 07/93→; Automatikgetriebe		24.3601-1707.5 240229	TRW Ø 60 - Halter
			←	☐; 06/94→; Schaltgetriebe		24.3601-1708.5 240230	TRW Ø 60 - Halter
↓							

	kw					! #		
<b>RENAULT - SAFRANE I (B54_) 04/92→10/97</b>								
 <b>Bremssattel</b>								
2.5 dT (B548)	83	12/92→07/96	←	☐; 07/93→; Automatikgetriebe		24.3601-1708.5	240230	TRW Ø 60 - Halter
3.0 V6 (B54B, B544)	123	12/92→07/96	←	☐		24.3601-1707.5	240229	TRW Ø 60 - Halter
3.0 V6 4x4 (B54B, B544)	123	12/92→07/96	←	☐		24.3601-1708.5	240230	TRW Ø 60 - Halter
 <b>Bremsschlauch</b>								
2.0 (B540)	77	11/92→07/96	←		2	24.5111-0285.3	330608	L= 285
2.1 dT (B546)	65	11/93→07/96	→	02/95→; - ABS	2	24.5111-0386.3	330503	L= 385
2.2 (B541)	79	04/92→07/96	→	+ ABS	2	24.5111-0386.3	330503	L= 385
2.0 12V (B542, B54E)	97	04/92→07/96	←		2	24.5111-0285.3	330608	L= 285
2.2 (B543)	101	04/92→07/96	→		2	24.5111-0386.3	330503	L= 385
2.5 dT (B548)	83	12/92→07/96	→		2	24.5111-0386.3	330503	L= 385
3.0 V6 (B54B, B544)	123	12/92→07/96	→		2	24.5111-0386.3	330503	L= 385
3.0	125	02/93→06/96	→		2	24.5111-0386.3	330503	L= 385
3.0	125	03/93→10/96	→	→ 07/96	2	24.5111-0386.3	330503	L= 385
3.0 Biturbo 4x4 (B545)	193	02/93→07/96	→		2	24.5111-0300.3	330407	L= 300
3.0 V6 4x4 (B54B, B544)	123	12/92→07/96	←		2	24.5111-0285.3	330608	L= 285
			→	02/93→	2	24.5111-0300.3	330407	L= 300
			→		2	24.5111-0386.3	330503	L= 385
<b>RENAULT - SAFRANE II (B54_) 07/96→12/00</b>								
 <b>Bremssattel</b>								
2.0 16V (B54L)	100	07/96→12/00	←	☐; 08/96→		24.3541-1741.5	240215	TRW Ø 54 - Halter
			←	☐; 08/96→		24.3541-1742.5	240216	TRW Ø 54 - Halter
2.2 dT (B54G)	83	07/96→12/00	←	☐; 08/96→		24.3601-1707.5	240229	TRW Ø 60 - Halter
2.5 20V (B54F)	121	07/96→12/00	←	☐; 08/96→		24.3601-1708.5	240230	TRW Ø 60 - Halter
2.9 24V (B54N)	140	03/99→12/00	←	☐		24.3601-1707.5	240229	TRW Ø 60 - Halter
			←	☐		24.3601-1708.5	240230	TRW Ø 60 - Halter
3.0 V6 (B54M)	123	07/96→12/00	←	☐; → 07/96		24.3601-1707.5	240229	TRW Ø 60 - Halter
			←	☐; 08/96→		24.3601-1707.5	240229	TRW Ø 60 - Halter
			←	☐; → 07/96		24.3601-1708.5	240230	TRW Ø 60 - Halter
			←	☐; 08/96→		24.3601-1708.5	240230	TRW Ø 60 - Halter
 <b>Bremsschlauch</b>								
2.0 16V (B54L)	100	07/96→12/00	←	08/96→	2	24.5111-0285.3	330608	L= 285
2.2 dT (B54G)	83	07/96→12/00	→	08/96→	2	24.5111-0386.3	330503	L= 385
2.5 20V (B54F)	121	07/96→12/00	→	08/96→	2	24.5111-0386.3	330503	L= 385
2.9 24V (B54N)	140	03/99→12/00	←		2	24.5111-0285.3	330608	L= 285
			→		2	24.5111-0386.3	330503	L= 385
3.0 V6 (B54M)	123	07/96→12/00	←	→ 07/96	2	24.5111-0285.3	330608	L= 285
			←	08/96→	2	24.5111-0285.3	330608	L= 285
			→	→ 07/96	2	24.5111-0386.3	330503	L= 385
			→	08/96→	2	24.5111-0386.3	330503	L= 385
<b>RENAULT - SANDERO/STEPWAY I (BS_) 11/07→</b>								
 <b>Bremssattel</b>								
1.4	55	02/09→	←	☐		24.3481-1611.5	240029	TRW Ø 48 - Halter
1.6	62	11/10→	←	☐		24.3481-1612.5	240030	TRW Ø 48 - Halter
1.6	64	02/09→	←	☐		24.3481-1612.5	240030	TRW Ø 48 - Halter
1.6	75	12/07→	←	☐; V		24.3481-1615.5	240031	TRW Ø 48 - Halter
1.6	76	12/07→	←	☐; V		24.3481-1615.5	240031	TRW Ø 48 - Halter
1.6	77	12/12→	←	☐; V		24.3481-1616.5	240032	TRW Ø 48 - Halter
 <b>Bremsschlauch</b>								
1.4	55	02/09→	←		2	24.5111-0300.3	330407	L= 300
1.6	62	11/10→	→		2	24.5229-0285.3	330032	L= 285
1.6	64	02/09→	→		2	24.5229-0285.3	330032	L= 285
1.6	75	12/07→	→					
1.6	76	12/07→	→					
1.6	77	12/12→	→					

	kW			 	! #		
<b>RENAULT - SANDERO/STEPWAY II (B8_) 11/13→</b>							
 <b>Bremsschlauch</b>							
1.2 16V 1.2 16V LPG 1.5 dCi 1.6 1.6 1.6 16V	54 53 62 59 60 75	12/13→ 12/13→ 12/13→ 11/13→ 11/13→ 04/14→	➔		2	24.5201-0280.3 331569	L= 280
<b>RENAULT - SCÉNIC I Großraumlimousine (JA0/1_, FA0_) 08/99→10/03</b>							
 <b>Bremssattel</b>							
1.4 16V (JA0D, JA1H, Ja0W, JA10) 1.6 1.6 1.6 BiFuel 1.9 dTi (JA0N)	70 75 81 75 72	09/99→08/03 03/01→08/03 06/01→09/03 03/01→08/03 09/99→08/03	←  ; → 06/03 ←  ; → 06/03 ➔  ; → 06/03; + ABS ➔  ; → 06/03; + ABS			24.3541-1749.5 240427 24.3541-1750.5 240428 24.3344-1707.5 240808 24.3344-1708.5 240809	TRW Ø 54 - Halter TRW Ø 54 - Halter TRW Ø 34 - Halter TRW Ø 34 - Halter
1.6 (JA00, JA16, JA15, JA19, JA1V, JA2B, JA2C, JA0B) 1.6 16V	79 85	09/99→09/03 09/99→08/03	←  ; 10/99→ 06/03 ←  ; 10/99→ 06/03 ➔  ; → 06/03; + ABS ➔  ; → 06/03; + ABS			24.3541-1749.5 240427 24.3541-1750.5 240428 24.3344-1707.5 240808 24.3344-1708.5 240809	TRW Ø 54 - Halter TRW Ø 54 - Halter TRW Ø 34 - Halter TRW Ø 34 - Halter
1.6 BiFuel (JA04)	79	09/99→04/01	←  ; 10/99→ ←  ; 10/99→ ➔  ; + ABS ➔  ; + ABS			24.3541-1749.5 240427 24.3541-1750.5 240428 24.3344-1707.5 240808 24.3344-1708.5 240809	TRW Ø 54 - Halter TRW Ø 54 - Halter TRW Ø 34 - Halter TRW Ø 34 - Halter
1.8 16V (JA12, JA1R, JA1M, JA1A) 1.9 dCi (JA05, JA1F) 1.9 dTi (JA1U) 2.0 16V 2.0 16V (JA1B, JA1D)	85 75 59 103 102	01/01→08/03 09/99→08/03 02/01→08/03 09/99→08/03 07/00→08/03	←  ; → 06/03 ←  ; → 06/03 ➔  ; → 06/03 ➔  ; → 06/03			24.3541-1749.5 240427 24.3541-1750.5 240428 24.3344-1707.5 240808 24.3344-1708.5 240809	TRW Ø 54 - Halter TRW Ø 54 - Halter TRW Ø 34 - Halter TRW Ø 34 - Halter
1.8 4x4 1.9 D (JA0J, FA0J)	85 47	07/00→04/01 09/99→03/01	←  ←  ➔  ➔ 			24.3541-1749.5 240427 24.3541-1750.5 240428 24.3344-1707.5 240808 24.3344-1708.5 240809	TRW Ø 54 - Halter TRW Ø 54 - Halter TRW Ø 34 - Halter TRW Ø 34 - Halter
1.9 dCi RX4	74	12/02→08/03	←  ; → 06/03 ←  ; → 06/03			24.3571-9841.5 240501 24.3571-9842.5 240502	ATE Ø 57 - Halter ATE Ø 57 - Halter
1.9 dCi RX4 2.0 16V RX4	75 102	11/00→08/03 06/00→08/03	←  ; → 03/02 ←  ; → 03/02 ←  ; 04/02→ 06/03 ←  ; 04/02→ 06/03			24.3541-1749.5 240427 24.3541-1750.5 240428 24.3571-9841.5 240501 24.3571-9842.5 240502	TRW Ø 54 - Halter TRW Ø 54 - Halter ATE Ø 57 - Halter ATE Ø 57 - Halter
<b>Feder, Bremssattel</b>							
1.9 dCi RX4	74	12/02→08/03	← → 06/03		2	11.8116-0301.1 390610	ATE
1.9 dCi RX4 2.0 16V RX4	75 102	11/00→08/03 06/00→08/03	← 04/02→ 06/03		2	11.8116-0301.1 390610	ATE
 <b>Bremsschlauch</b>							
1.4 16V (JA0D, JA1H, Ja0W, JA10) 1.6 1.6 1.6 (JA00, JA16, JA15, JA19, JA1V, JA2B, JA2C, JA0B) 1.6 16V 1.6 BiFuel 1.8 16V (JA12, JA1R, JA1M, JA1A) 1.9 dCi (JA05, JA1F) 1.9 dTi (JA0N) 1.9 dTi (JA1U) 2.0 16V 2.0 16V (JA1B, JA1D)	70 75 81 79 85 75 85 75 72 59 103 102	09/99→08/03 03/01→08/03 06/01→09/03 09/99→09/03 09/99→08/03 03/01→08/03 01/01→08/03 09/99→08/03 09/99→08/03 02/01→08/03 09/99→08/03 07/00→08/03	← → 06/03 ➔ → 06/03			24.5111-0390.3 330566 24.5229-0265.3 330540	L= 390 L= 265
1.6 BiFuel (JA04) 1.8 4x4 1.9 D (JA0J, FA0J)	79 85 47	09/99→04/01 07/00→04/01 09/99→03/01	← ➔		2	24.5111-0390.3 330566 24.5229-0265.3 330540	L= 390 L= 265



















	kw			 	! #		
<b>RENAULT - SCÉNIC II (JM0/1_) 06/03→</b>							
<b>Bremssattel</b>							
1.4 (JM0B, JM0H, JM1A)	72	06/03→	➡	☐; → 04/07		24.3387-1721.5 240876	TRW Ø 38 - Halter
1.5 dCi (JM02, JM13)	74	11/03→	➡	☐; → 04/07		24.3387-1722.5 240877	TRW Ø 38 - Halter
1.5 dCi (JM0F)	60	06/03→	➡	☐; 05/07→ 03/09		24.3387-1727.7 221005	TRW Ø 38 - Halter
1.5 dCi (JM16)	76	01/07→	➡	☐; 05/07→ 03/09		24.3387-1728.7 221006	TRW Ø 38 - Halter
1.5 dCi (JM1E)	78	05/05→	➡	☐; 05/07→ 03/09			
1.5 dCi (JM1F)	63	05/05→					
1.9 D	85	06/06→					
1.9 dCi (JM14)	96	05/05→					
2.0	103	06/03→07/10					
2.0 (JM05, JM0U, JM1N, JM1U, JM2V)	99	06/03→					
2.0 16V Turbo (JM0W)	120	05/04→					
2.0 dCi (JM1K)	110	09/05→					
1.6	77	06/06→	➡	☐; → 03/09; + eFSB		24.3347-1707.5 240896	TRW Ø 34 - Halter
1.6 (JM0C, JM0J, JM1B)	83	06/03→	➡	☐; → 03/09; + eFSB		24.3347-1708.5 240897	TRW Ø 34 - Halter
1.9 dCi	92	06/03→	➡	☐; → 03/09; - eFSB		24.3347-1709.5 240846	TRW Ø 34 - Halter
1.9 dCi (JM0G, JM12, JM1G, JM2C)	88	06/03→	➡	☐; → 03/09; - eFSB		24.3347-1710.5 240847	TRW Ø 34 - Halter
1.6 16V (JM1R)	82	10/05→	➡	☐; 01/07→ 04/07		24.3387-1721.5 240876	TRW Ø 38 - Halter
			➡	☐; 01/07→ 04/07		24.3387-1722.5 240877	TRW Ø 38 - Halter
			➡	☐; 05/07→ 03/09		24.3387-1727.7 221005	TRW Ø 38 - Halter
			➡	☐; 05/07→ 03/09		24.3387-1728.7 221006	TRW Ø 38 - Halter
1.6 BiFuel	83	08/03→05/06	➡	☐; + eFSB		24.3347-1707.5 240896	TRW Ø 34 - Halter
1.6 Hi-Flex	81	03/05→07/10	➡	☐; + eFSB		24.3347-1708.5 240897	TRW Ø 34 - Halter
			➡	☐; - eFSB		24.3347-1709.5 240846	TRW Ø 34 - Halter
			➡	☐; - eFSB		24.3347-1710.5 240847	TRW Ø 34 - Halter
1.9 dCi (JM15)	81	05/05→	➡	☐; → 03/09		24.3347-1707.5 240896	TRW Ø 34 - Halter
			➡	☐; → 03/09		24.3347-1708.5 240897	TRW Ø 34 - Halter
1.9 dCi 130	97	10/05→12/09	➡	☐; → 04/07		24.3387-1721.5 240876	TRW Ø 38 - Halter
			➡	☐; → 04/07		24.3387-1722.5 240877	TRW Ø 38 - Halter
			➡	☐; 05/07→		24.3387-1727.7 221005	TRW Ø 38 - Halter
			➡	☐; 05/07→		24.3387-1728.7 221006	TRW Ø 38 - Halter
2.0	101	02/08→04/09	➡	☐		24.3387-1721.5 240876	TRW Ø 38 - Halter
			➡	☐		24.3387-1722.5 240877	TRW Ø 38 - Halter
			➡	☐; → 03/09		24.3387-1727.7 221005	TRW Ø 38 - Halter
			➡	☐; → 03/09		24.3387-1728.7 221006	TRW Ø 38 - Halter
<b>Feder, Bremssattel</b>							
1.4 (JM0B, JM0H, JM1A)	72	06/03→	←	10/05→ 03/09	2	11.8116-0301.1 390610	ATE
1.5 dCi (JM02, JM13)	74	11/03→					
1.5 dCi (JM0F)	60	06/03→					
1.5 dCi (JM1E)	78	05/05→					
1.5 dCi (JM1F)	63	05/05→					
1.6 (JM0C, JM0J, JM1B)	83	06/03→					
1.9 dCi	92	06/03→					
1.9 dCi (JM0G, JM12, JM1G, JM2C)	88	06/03→					
1.9 dCi (JM14)	96	05/05→					
1.9 dCi (JM15)	81	05/05→					
2.0	103	06/03→07/10					
2.0 (JM05, JM0U, JM1N, JM1U, JM2V)	99	06/03→					
2.0 16V Turbo (JM0W)	120	05/04→					
1.5 dCi (JM16)	76	01/07→	←	→ 03/09	2	11.8116-0301.1 390610	ATE
1.6	77	06/06→					
1.9 D	85	06/06→					
2.0	101	02/08→04/09					
2.0 dCi (JM1K)	110	09/05→					
1.6 16V (JM1R)	82	10/05→	←	01/07→ 03/09	2	11.8116-0301.1 390610	ATE
1.6 BiFuel	83	08/03→05/06	←	10/05→	2	11.8116-0301.1 390610	ATE
1.6 Hi-Flex	81	03/05→07/10	←				
1.9 dCi 130	97	10/05→12/09	←		2	11.8116-0301.1 390610	ATE
<b>Führungshülzensatz, Bremssattel</b>							
1.4 (JM0B, JM0H, JM1A)	72	06/03→	←	10/05→ 03/09		11.0101-5407.2 260011	ATE
1.5 dCi (JM02, JM13)	74	11/03→					
↓							

	kW			 	! #		
<b>RENAULT - SCÉNIC II (JM0/1_) 06/03→</b>							
<b>Führungshülzensatz, Bremssattel</b>							
1.5 dCi (JM0F)	60	06/03→	←	10/05→ 03/09		11.0101-5407.2 260011	ATE
1.5 dCi (JM1E)	78	05/05→					
1.5 dCi (JM1F)	63	05/05→					
1.6 (JM0C, JM0J, JM1B)	83	06/03→					
1.9 dCi	92	06/03→					
1.9 dCi (JM0G, JM12, JM1G, JM2C)	88	06/03→					
1.9 dCi (JM14)	96	05/05→					
1.9 dCi (JM15)	81	05/05→					
2.0	103	06/03→07/10					
2.0 (JM05, JM0U, JM1N, JM1U, JM2V)	99	06/03→					
2.0 16V Turbo (JM0W)	120	05/04→					
1.5 dCi (JM16)	76	01/07→	←	→ 03/09		11.0101-5407.2 260011	ATE
1.6	77	06/06→					
1.9 D	85	06/06→					
2.0	101	02/08→04/09					
2.0 dCi (JM1K)	110	09/05→					
1.6 16V (JM1R)	82	10/05→	←	01/07→ 03/09		11.0101-5407.2 260011	ATE
1.6 BiFuel	83	08/03→05/06	←	10/05→		11.0101-5407.2 260011	ATE
1.6 Hi-Flex	81	03/05→07/10					
1.9 dCi 130	97	10/05→12/09	←			11.0101-5407.2 260011	ATE
<b>Führungsbolzen, Bremssattel</b>							
1.4 (JM0B, JM0H, JM1A)	72	06/03→		10/05→ 03/09		11.8171-0008.1 990049	ATE
1.5 dCi (JM02, JM13)	74	11/03→					
1.5 dCi (JM0F)	60	06/03→					
1.5 dCi (JM1E)	78	05/05→					
1.5 dCi (JM1F)	63	05/05→					
1.6 (JM0C, JM0J, JM1B)	83	06/03→					
1.9 dCi	92	06/03→					
1.9 dCi (JM0G, JM12, JM1G, JM2C)	88	06/03→					
1.9 dCi (JM14)	96	05/05→					
1.9 dCi (JM15)	81	05/05→					
2.0	103	06/03→07/10					
2.0 (JM05, JM0U, JM1N, JM1U, JM2V)	99	06/03→					
2.0 16V Turbo (JM0W)	120	05/04→					
1.5 dCi (JM16)	76	01/07→		→ 03/09		11.8171-0008.1 990049	ATE
1.6	77	06/06→					
1.9 D	85	06/06→					
2.0	101	02/08→04/09					
2.0 dCi (JM1K)	110	09/05→					
1.6 16V (JM1R)	82	10/05→		01/07→ 03/09		11.8171-0008.1 990049	ATE
1.6 BiFuel	83	08/03→05/06		10/05→		11.8171-0008.1 990049	ATE
1.6 Hi-Flex	81	03/05→07/10					
1.9 dCi 130	97	10/05→12/09				11.8171-0008.1 990049	ATE
<b>Zubehörsatz, Bremssattel</b>							
1.6	77	06/06→		→ 03/09; - eFSB		24.0101-3803.2 260101	TRW
1.6 (JM0C, JM0J, JM1B)	83	06/03→					
1.9 dCi	92	06/03→					
1.9 dCi (JM0G, JM12, JM1G, JM2C)	88	06/03→					
1.6 BiFuel	83	08/03→05/06		- eFSB		24.0101-3803.2 260101	TRW
1.6 Hi-Flex	81	03/05→07/10					
<b>Bremsschlauch</b>							
1.4 (JM0B, JM0H, JM1A)	72	06/03→	←	→ 09/05	2	24.5111-0429.3 331015	L= 429,6
1.5 dCi (JM02, JM13)	74	11/03→	←	10/05→ 03/09	2	24.5155-0445.3 331057	L= 445
1.5 dCi (JM0F)	60	06/03→	→	10/05→ 03/09	2	24.5229-0185.3 330397	L= 185
1.5 dCi (JM1E)	78	05/05→					
1.5 dCi (JM1F)	63	05/05→	→	→ 09/05	2	24.5251-0185.3 330701	L= 185
1.6 (JM0C, JM0J, JM1B)	83	06/03→					
1.9 dCi	92	06/03→					
1.9 dCi (JM0G, JM12, JM1G, JM2C)	88	06/03→					
1.9 dCi (JM14)	96	05/05→					
1.9 dCi (JM15)	81	05/05→					
2.0	103	06/03→07/10					
2.0 (JM05, JM0U, JM1N, JM1U, JM2V)	99	06/03→					
2.0 16V Turbo (JM0W)	120	05/04→					
1.5 dCi (JM16)	76	01/07→	←	→ 03/09	2	24.5155-0445.3 331057	L= 445
1.6	77	06/06→					
1.9 D	85	06/06→	→	→ 03/09	2	24.5229-0185.3 330397	L= 185
2.0	101	02/08→04/09					
↓							



































































	kw			 	! #		
<b>RENAULT - SCÉNIC II (JM0/1_) 06/03→</b>							
 <b>Bremsschlauch</b>							
1.6 16V (JM1R)	82	10/05→	←	01/07→ 03/09	2	24.5155-0445.3 331057	L= 445
			→	01/07→ 03/09	2	24.5229-0185.3 330397	L= 185
1.6 BiFuel 1.6 Hi-Flex	83 81	08/03→05/06 03/05→07/10	←	→ 09/05	2	24.5111-0429.3 331015	L= 429,6
			←	10/05→	2	24.5155-0445.3 331057	L= 445
			→	10/05→	2	24.5229-0185.3 330397	L= 185
			→	→ 09/05	2	24.5251-0185.3 330701	L= 185
1.9 dCi 130	97	10/05→12/09	←		2	24.5155-0445.3 331057	L= 445
			→		2	24.5229-0185.3 330397	L= 185
2.0 dCi (JM1K)	110	09/05→	←	→ 03/09	2	24.5155-0445.3 331057	L= 445
			→	10/05→ 03/09	2	24.5229-0185.3 330397	L= 185
<b>RENAULT - SCÉNIC III (JZ0/1_) 02/09→</b>							
 <b>Bremssattel</b>							
1.2 TCe 1.6 dCi (JZ00, JZ12)	85 96	04/12→ 04/11→	←	☐		11.9571-9775.2 220859	ATE Ø 57 - Halter
			←	☐		11.9571-9776.2 220860	ATE Ø 57 - Halter
			→	☐; - eFSB		24.3347-1709.5 240846	TRW Ø 34 - Halter
			→	☐; - eFSB		24.3347-1710.5 240847	TRW Ø 34 - Halter
			→	☐		24.6234-1701.7 221015	TRW Ø 34 - Halter + eFSB
			→	☐		24.6234-1702.7 221016	TRW Ø 34 - Halter + eFSB
1.2 TCe (JZ16)	97	01/13→	←	☐; 03/13→		11.9571-9775.2 220859	ATE Ø 57 - Halter
			←	☐; 03/13→		11.9571-9776.2 220860	ATE Ø 57 - Halter
			→	☐; 03/13→; - eFSB		24.3347-1709.5 240846	TRW Ø 34 - Halter
			→	☐; 03/13→; - eFSB		24.3347-1710.5 240847	TRW Ø 34 - Halter
			→	☐; 03/13→		24.6234-1701.7 221015	TRW Ø 34 - Halter + eFSB
			→	☐; 03/13→		24.6234-1702.7 221016	TRW Ø 34 - Halter + eFSB
1.4 16V (JZ0F, JZ1V) 1.9 dCi (JZ0J, JZ1J, JZ1K, JZ1S) 2.0 16V (JZ0G, JZ0P, JZ1E, JZ1P)	96 96 103	02/09→ 02/09→ 02/09→	←	☐; 04/09→		11.9571-9775.2 220859	ATE Ø 57 - Halter
			←	☐; 04/09→		11.9571-9776.2 220860	ATE Ø 57 - Halter
			→	☐; 04/09→; - eFSB		24.3347-1709.5 240846	TRW Ø 34 - Halter
			→	☐; 04/09→; - eFSB		24.3347-1710.5 240847	TRW Ø 34 - Halter
			→	☐; 04/09→		24.6234-1701.7 221015	TRW Ø 34 - Halter + eFSB
			→	☐; 04/09→		24.6234-1702.7 221016	TRW Ø 34 - Halter + eFSB
1.5 dCi	63	04/09→	←	☐; passend für Felgenreöße [Zoll]: 15		11.9541-9950.2 220843	ATE Ø 54 - Halter
			←	☐; passend für Felgenreöße [Zoll]: 15		11.9541-9951.2 220844	ATE Ø 54 - Halter
			→	☐; - eFSB		24.3347-1709.5 240846	TRW Ø 34 - Halter
			→	☐; - eFSB		24.3347-1710.5 240847	TRW Ø 34 - Halter
			→	☐		24.6234-1701.7 221015	TRW Ø 34 - Halter + eFSB
			→	☐		24.6234-1702.7 221016	TRW Ø 34 - Halter + eFSB
1.5 dCi 1.6 16V (JZ0U, JZ1B)	78 81	02/09→ 02/09→	←	☐; 04/09→; passend für Felgenreöße [Zoll]: 15		11.9541-9950.2 220843	ATE Ø 54 - Halter
			←	☐; 04/09→; passend für Felgenreöße [Zoll]: 15		11.9541-9951.2 220844	ATE Ø 54 - Halter
			←	☐; 04/09→; passend für Felgenreöße [Zoll]: 16 / 17		11.9571-9775.2 220859	ATE Ø 57 - Halter
			←	☐; 04/09→; passend für Felgenreöße [Zoll]: 16 / 17		11.9571-9776.2 220860	ATE Ø 57 - Halter
			→	☐; 04/09→; - eFSB		24.3347-1709.5 240846	TRW Ø 34 - Halter
			→	☐; 04/09→; - eFSB		24.3347-1710.5 240847	TRW Ø 34 - Halter
			→	☐; 04/09→		24.6234-1701.7 221015	TRW Ø 34 - Halter + eFSB
			→	☐; 04/09→		24.6234-1702.7 221016	TRW Ø 34 - Halter + eFSB
1.5 dCi 1.5 dCi (JZ02, JZ0R) 1.6 16V Bifuel	81 70 79	04/09→ 11/10→ 04/12→	←	☐; passend für Felgenreöße [Zoll]: 15		11.9541-9950.2 220843	ATE Ø 54 - Halter
			←	☐; passend für Felgenreöße [Zoll]: 15		11.9541-9951.2 220844	ATE Ø 54 - Halter
			←	☐; passend für Felgenreöße [Zoll]: 16 / 17		11.9571-9775.2 220859	ATE Ø 57 - Halter
			←	☐; passend für Felgenreöße [Zoll]: 16 / 17		11.9571-9776.2 220860	ATE Ø 57 - Halter
			→	☐; - eFSB		24.3347-1709.5 240846	TRW Ø 34 - Halter

	kw			 	! #		
<b>RENAULT - SCÉNIC III (JZ0/1_) 02/09→</b>							
<b>Bremssattel</b>							
1.5 dCi 1.5 dCi (JZ02, JZ0R) 1.6 16V Bifuel	81 70 79	04/09→ 11/10→ 04/12→	➔ ➔ ➔	☐; - eFSB ☐ ☐		24.3347-1710.5 240847 24.6234-1701.7 221015 24.6234-1702.7 221016	TRW Ø 34 - Halter TRW Ø 34 - Halter + eFSB TRW Ø 34 - Halter + eFSB
1.6 16V Bifuel 1.6 E85 (JZ03, JZ1Y)	81 81	02/09→ 02/09→	➔ ➔ ➔ ➔ ➔ ➔ ➔ ➔ ➔	☐; 06/09→; passend für Felgengröße [Zoll]: 15 ☐; 06/09→; passend für Felgengröße [Zoll]: 15 ☐; 06/09→; passend für Felgengröße [Zoll]: 16 / 17 ☐; 06/09→; passend für Felgengröße [Zoll]: 16 / 17 ☐; 06/09→; - eFSB ☐; 06/09→; - eFSB ☐; 06/09→ ☐; 06/09→		11.9541-9950.2 220843 11.9541-9951.2 220844 11.9571-9775.2 220859 11.9571-9776.2 220860 24.3347-1709.5 240846 24.3347-1710.5 240847 24.6234-1701.7 221015 24.6234-1702.7 221016	ATE Ø 54 - Halter ATE Ø 54 - Halter ATE Ø 57 - Halter ATE Ø 57 - Halter TRW Ø 34 - Halter TRW Ø 34 - Halter TRW Ø 34 - Halter + eFSB TRW Ø 34 - Halter + eFSB
2.0 dCi (JZ0L)	118	04/09→	➔ ➔ ➔ ➔	☐ ☐ ☐ ☐		11.9571-9775.2 220859 11.9571-9776.2 220860 24.6238-1707.7 220969 24.6238-1708.7 220970	ATE Ø 57 - Halter ATE Ø 57 - Halter TRW Ø 38 - Halter + eFSB TRW Ø 38 - Halter + eFSB
2.0 dCi (JZ0Y, JZ26)	110	02/09→	➔ ➔ ➔ ➔	☐; 04/09→ ☐; 04/09→ ☐; 04/09→ ☐; 04/09→		11.9571-9775.2 220859 11.9571-9776.2 220860 24.6238-1707.7 220969 24.6238-1708.7 220970	ATE Ø 57 - Halter ATE Ø 57 - Halter TRW Ø 38 - Halter + eFSB TRW Ø 38 - Halter + eFSB
<b>Halter, Bremssattel</b>							
1.5 dCi 1.5 dCi 1.5 dCi (JZ02, JZ0R) 1.6 16V Bifuel	63 81 70 79	04/09→ 04/09→ 11/10→ 04/12→	➔	passend für Felgengröße [Zoll]: 15		11.8170-0002.1 260110	ATE
1.5 dCi 1.6 16V (JZ0U, JZ1B)	78 81	02/09→ 02/09→	➔	04/09→; passend für Felgengröße [Zoll]: 15		11.8170-0002.1 260110	ATE
1.6 16V Bifuel 1.6 E85 (JZ03, JZ1Y)	81 81	02/09→ 02/09→	➔	06/09→; passend für Felgengröße [Zoll]: 15		11.8170-0002.1 260110	ATE
<b>Feder, Bremssattel</b>							
1.2 TCe 1.6 dCi (JZ00, JZ12) 2.0 dCi (JZ0L)	85 96 118	04/12→ 04/11→ 04/09→			2	11.8116-0351.1 390538	ATE
1.2 TCe (JZ16)	97	01/13→		03/13→	2	11.8116-0351.1 390538	ATE
1.4 16V (JZ0F, JZ1V) 1.9 dCi (JZ0J, JZ1J, JZ1K, JZ1S) 2.0 16V (JZ0G, JZ0P, JZ1E, JZ1P) 2.0 dCi (JZ0Y, JZ26)	96 96 103 110	02/09→ 02/09→ 02/09→ 02/09→		04/09→	2	11.8116-0351.1 390538	ATE
1.5 dCi	63	04/09→		passend für Felgengröße [Zoll]: 15	2	11.8116-0356.1 390586	ATE
1.5 dCi 1.6 16V (JZ0U, JZ1B)	78 81	02/09→ 02/09→		04/09→; passend für Felgengröße [Zoll]: 16 / 17 04/09→; passend für Felgengröße [Zoll]: 15	2 2	11.8116-0351.1 390538 11.8116-0356.1 390586	ATE ATE
1.5 dCi 1.5 dCi (JZ02, JZ0R) 1.6 16V Bifuel	81 70 79	04/09→ 11/10→ 04/12→		passend für Felgengröße [Zoll]: 16 / 17 passend für Felgengröße [Zoll]: 15	2 2	11.8116-0351.1 390538 11.8116-0356.1 390586	ATE ATE
1.6 16V Bifuel 1.6 E85 (JZ03, JZ1Y)	81 81	02/09→ 02/09→		06/09→; passend für Felgengröße [Zoll]: 16 / 17 06/09→; passend für Felgengröße [Zoll]: 15	2 2	11.8116-0351.1 390538 11.8116-0356.1 390586	ATE ATE
<b>Führungshülzensatz, Bremssattel</b>							
1.2 TCe 1.6 dCi (JZ00, JZ12) 2.0 dCi (JZ0L)	85 96 118	04/12→ 04/11→ 04/09→	➔			11.0101-5704.2 260095	ATE
1.2 TCe (JZ16)	97	01/13→	➔	03/13→		11.0101-5704.2 260095	ATE
1.4 16V (JZ0F, JZ1V) 1.9 dCi (JZ0J, JZ1J, JZ1K, JZ1S) 2.0 16V (JZ0G, JZ0P, JZ1E, JZ1P) 2.0 dCi (JZ0Y, JZ26)	96 96 103 110	02/09→ 02/09→ 02/09→ 02/09→	➔	04/09→		11.0101-5704.2 260095	ATE
↓							



	kw			 	! #		
<b>RENAULT - SCÉNIC III (JZ0/1_) 02/09→</b>							
<b>Führungshülzensatz, Bremsattel</b>							
1.5 dCi	78	02/09→	←	04/09→;		11.0101-5704.2	260095 ATE
1.6 16V (JZ0U, JZ1B)	81	02/09→		passend für Felgenreöße [Zoll]: 16 / 17			
1.5 dCi	81	04/09→	←	passend für Felgenreöße [Zoll]: 16 / 17		11.0101-5704.2	260095 ATE
1.5 dCi (JZ02, JZ0R)	70	11/10→					
1.6 16V Bifuel	79	04/12→					
1.6 16V Bifuel	81	02/09→	←	06/09→;		11.0101-5704.2	260095 ATE
1.6 E85 (JZ03, JZ1Y)	81	02/09→		passend für Felgenreöße [Zoll]: 16 / 17			
<b> Bremsschlauch</b>							
1.2 TCe	85	04/12→		☐	2	24.5201-0135.3	331399 L= 135
1.5 dCi	63	04/09→	←		2	24.5111-0426.3	331347 L= 425
1.5 dCi	81	04/09→					
1.5 dCi (JZ02, JZ0R)	70	11/10→					
1.6 16V Bifuel	79	04/12→					
1.6 dCi (JZ00, JZ12)	96	04/11→					
2.0 dCi (JZ0L)	118	04/09→					
1.2 TCe (JZ16)	97	01/13→		☐; 03/13→	2	24.5201-0135.3	331399 L= 135
			←	03/13→	2	24.5111-0426.3	331347 L= 425
1.4 16V (JZ0F, JZ1V)	96	02/09→		☐; 04/09→	2	24.5201-0135.3	331399 L= 135
1.5 dCi	78	02/09→	←	04/09→	2	24.5111-0426.3	331347 L= 425
1.6 16V (JZ0U, JZ1B)	81	02/09→					
1.9 dCi (JZ0J, JZ1J, JZ1K, JZ1S)	96	02/09→					
2.0 16V (JZ0G, JZ0P, JZ1E, JZ1P)	103	02/09→					
2.0 dCi (JZ0Y, JZ26)	110	02/09→					
1.6 16V Bifuel	81	02/09→		☐; 06/09→	2	24.5201-0135.3	331399 L= 135
1.6 E85 (JZ03, JZ1Y)	81	02/09→	←	06/09→	2	24.5111-0426.3	331347 L= 425
<b>RENAULT - SPORT SPIDER (EF0_) 03/95→10/99</b>							
<b> Bremsschlauch</b>							
2.0	108	12/95→08/96		☐	2	24.5229-0185.3	330397 L= 185
2.0 16V	110	03/95→10/99	←		2	24.5111-0386.3	330503 L= 385
<b>RENAULT - SUPER 5 (B/C40_) 10/84→12/96</b>							
<b> Bremsattel</b>							
1.1 (B/C/401, B/C40H)	33	01/86→03/95	←	☐; 06/87→ 08/90		24.3451-1501.5	240263 BDX Ø 45 - Halter
			←	☐		24.3451-1501.5	240263 BDX Ø 45 - Halter
			←	☐; 06/87→ 08/90		24.3451-1502.5	240264 BDX Ø 45 - Halter
			←	☐		24.3451-1502.5	240264 BDX Ø 45 - Halter
1.4 Cat (B/C/407)	43	10/85→12/96	←	☐; F0007770→		24.3481-1505.5	240047 BDX Ø 48 - Halter
			←	☐; F0011864→		24.3481-1611.5	240029 TRW Ø 48 - Halter
			←	☐; F0011864→		24.3481-1505.5	240047 BDX Ø 48 - Halter
			←	☐; F0011864→		24.3481-1611.5	240029 TRW Ø 48 - Halter
			←	☐; F0011864→		24.3481-1506.5	240048 BDX Ø 48 - Halter
			←	☐; F0007770→		24.3481-1612.5	240030 TRW Ø 48 - Halter
			←	☐; F0007770→		24.3481-1506.5	240048 BDX Ø 48 - Halter
			←	☐; F0007770→		24.3481-1612.5	240030 TRW Ø 48 - Halter
			←	☐; → F0011863		24.3481-1611.5	240029 TRW Ø 48 - Halter
			←	☐; 01/86→; → F0007769		24.3481-1611.5	240029 TRW Ø 48 - Halter
			←	☐; 01/86→; → F0007769		24.3481-1612.5	240030 TRW Ø 48 - Halter
			←	☐; → F0011863		24.3481-1612.5	240030 TRW Ø 48 - Halter
1.6 D (B/C/404)	40	08/85→12/96	←	☐; H0004301→		24.3481-1505.5	240047 BDX Ø 48 - Halter
			←	☐; E0003970→		24.3481-1611.5	240029 TRW Ø 48 - Halter
			←	☐; E0003970→		24.3481-1505.5	240047 BDX Ø 48 - Halter
			←	☐; F0033521→		24.3481-1611.5	240029 TRW Ø 48 - Halter
			←	☐; F0033521→		24.3481-1505.5	240047 BDX Ø 48 - Halter
			←	☐; J0015988→		24.3481-1611.5	240029 TRW Ø 48 - Halter
			←	☐; J0015988→		24.3481-1505.5	240047 BDX Ø 48 - Halter
			←	☐		24.3481-1611.5	240029 TRW Ø 48 - Halter
			←	☐		24.3481-1505.5	240047 BDX Ø 48 - Halter
			←	☐; F0092730→		24.3481-1611.5	240029 TRW Ø 48 - Halter
			←	☐; F0092730→		24.3481-1505.5	240047 BDX Ø 48 - Halter
			←	☐; E0005292→		24.3481-1611.5	240029 TRW Ø 48 - Halter
			←	☐; E0005292→		24.3481-1505.5	240047 BDX Ø 48 - Halter

	kw			 	! #		
<b>RENAULT - SUPER 5 (B/C40_) 10/84→12/96</b>							
<b>Bremssattel</b>							
1.6 D (B/C/404)	40	08/85→12/96	←  ; E0005292→	24.3481-1611.5	240029	TRW Ø 48 - Halter	
			←  ; J0015988→	24.3481-1506.5	240048	BDX Ø 48 - Halter	
			←  ; F0033521→	24.3481-1612.5	240030	TRW Ø 48 - Halter	
			←  ; F0033521→	24.3481-1506.5	240048	BDX Ø 48 - Halter	
			←  ; F0092730→	24.3481-1612.5	240030	TRW Ø 48 - Halter	
			←  ; F0092730→	24.3481-1506.5	240048	BDX Ø 48 - Halter	
			←  ; E0003970→	24.3481-1612.5	240030	TRW Ø 48 - Halter	
			←  ; E0003970→	24.3481-1506.5	240048	BDX Ø 48 - Halter	
			←  ; E0003970→	24.3481-1612.5	240030	TRW Ø 48 - Halter	
			←  ; E0003970→	24.3481-1506.5	240048	BDX Ø 48 - Halter	
			←  ; E0003970→	24.3481-1612.5	240030	TRW Ø 48 - Halter	
			←  ; E0005292→	24.3481-1506.5	240048	BDX Ø 48 - Halter	
			←  ; H0004301→	24.3481-1612.5	240030	TRW Ø 48 - Halter	
			←  ; H0004301→	24.3481-1506.5	240048	BDX Ø 48 - Halter	
			←  ; 01/86→; → H0004300	24.3481-1612.5	240030	TRW Ø 48 - Halter	
			←  ; 01/86→; → E0005191	24.3481-1506.5	240048	BDX Ø 48 - Halter	
			←  ; → E0003969	24.3481-1611.5	240029	TRW Ø 48 - Halter	
			←  ; 01/86→; → F0092729	24.3481-1506.5	240048	BDX Ø 48 - Halter	
			←  ; → J0015987	24.3481-1612.5	240030	TRW Ø 48 - Halter	
			←  ; → F0033520	24.3481-1506.5	240048	BDX Ø 48 - Halter	
←  ; → E0003969	24.3481-1611.5	240029	TRW Ø 48 - Halter				
←  ; 01/86→; → E0005191	24.3481-1506.5	240048	BDX Ø 48 - Halter				
←  ; → J0015987	24.3481-1612.5	240030	TRW Ø 48 - Halter				
←  ; 01/86→; → H0004300	24.3481-1506.5	240048	BDX Ø 48 - Halter				
←  ; 01/86→; → F0092729	24.3481-1611.5	240029	TRW Ø 48 - Halter				
←  ; → F0033520	24.3481-1506.5	240048	BDX Ø 48 - Halter				
←  ; → F0033520	24.3481-1612.5	240030	TRW Ø 48 - Halter				
1.7 (B/C408)	54	10/86→03/95	←  ; F0001837→	24.3481-1505.5	240047	BDX Ø 48 - Halter	
			←  ; F0001837→	24.3481-1611.5	240029	TRW Ø 48 - Halter	
			←  ; F0003233→	24.3481-1505.5	240047	BDX Ø 48 - Halter	
			←  ; F0003233→	24.3481-1611.5	240029	TRW Ø 48 - Halter	
			←  ; F0001837→	24.3481-1506.5	240048	BDX Ø 48 - Halter	
			←  ; F0001837→	24.3481-1612.5	240030	TRW Ø 48 - Halter	
			←  ; F0003233→	24.3481-1506.5	240048	BDX Ø 48 - Halter	
			←  ; F0003233→	24.3481-1612.5	240030	TRW Ø 48 - Halter	
			←  ; 01/87→; → F0001836	24.3481-1506.5	240048	BDX Ø 48 - Halter	
			←  ; 01/87→; → F0001836	24.3481-1611.5	240029	TRW Ø 48 - Halter	
←  ; 01/87→; → F0003232	24.3481-1506.5	240048	BDX Ø 48 - Halter				
←  ; 01/87→; → F0003232	24.3481-1612.5	240030	TRW Ø 48 - Halter				
←  ; 01/87→; → F0001836	24.3481-1506.5	240048	BDX Ø 48 - Halter				
←  ; 06/87→	24.3481-1612.5	240030	TRW Ø 48 - Halter				
←  ; 06/87→	24.3481-1615.5	240031	TRW Ø 48 - Halter				
←  ; 06/87→	24.3481-1616.5	240032	TRW Ø 48 - Halter				
1.7 (B/C40K, B/C40G)	64	06/87→03/95	←  ; →	24.3481-1615.5	240031	TRW Ø 48 - Halter	
			←  ; →	24.3481-1616.5	240032	TRW Ø 48 - Halter	
<b>Zubehörsatz, Bremssattel</b>							
1.4 Cat (B/C/407)	43	10/85→12/96	← F0011864→	24.0101-4803.2	260049	BDX	
			← F0007770→	24.0101-4807.2	260053	TRW	
			← 01/86→; → F0007769	24.0101-4803.2	260049	BDX	
			← → F0011863	24.0101-4807.2	260053	TRW	
1.6 D (B/C/404)	40	08/85→12/96	← E0003970→	24.0101-4803.2	260049	BDX	
			← J0015988→	24.0101-4807.2	260053	TRW	
			← H0004301→	24.0101-4803.2	260049	BDX	
			←	24.0101-4807.2	260053	TRW	
↓			←	24.0101-4803.2	260049	BDX	

**RENAULT - SUPER 5 (B/C40\_) 10/84→12/96**

**Zubehörsatz, Bremssattel**

1.6 D (B/C/404)	40	08/85→12/96	←		24.0101-4807.2	260053	TRW
			←	E0005292→	24.0101-4803.2	260049	BDX
					24.0101-4807.2	260053	TRW
			←	F0033521→	24.0101-4803.2	260049	BDX
					24.0101-4807.2	260053	TRW
			←	F0092730→	24.0101-4803.2	260049	BDX
					24.0101-4807.2	260053	TRW
			←	→ E0003969	24.0101-4807.2	260053	TRW
			←	01/86→; → E0005191	24.0101-4807.2	260053	TRW
			←	01/86→; → H0004300	24.0101-4807.2	260053	TRW
←	01/86→; → F0092729	24.0101-4807.2	260053	TRW			
←	→ J0015987	24.0101-4807.2	260053	TRW			
←	→ F0033520	24.0101-4807.2	260053	TRW			
1.7 (B/C408)	54	10/86→03/95	←	F0001837→	24.0101-4803.2	260049	BDX
					24.0101-4807.2	260053	TRW
			←	F0003233→	24.0101-4803.2	260049	BDX
					24.0101-4807.2	260053	TRW
			←	06/87→	24.0101-4806.2	260052	TRW
←	01/87→; → F0003232	24.0101-4807.2	260053	TRW			
←	01/87→; → F0001836	24.0101-4807.2	260053	TRW			
1.7 (B/C40K, B/C40G)	64	06/87→03/95	←		24.0101-4806.2	260052	TRW

**Bremsschlauch**

1.1 (B/C/401, B/C40H)	33	01/86→03/95	←		2	24.5111-0300.3	330407	L= 300
			←	06/87→ 08/90	2	24.5111-0300.3	330407	L= 300
			→		2	24.5229-0240.3	330400	L= 242
			→	☐; 06/87→ 08/90		24.5229-0240.3	330400	L= 242
			→	☐		24.5229-0240.3	330400	L= 242
			→	☐; → 08/90		24.5229-0240.3	330400	L= 242
			→	☐; 06/87→ 08/90		24.5229-0285.3	330032	L= 285
			→	☐; → 08/90		24.5229-0285.3	330032	L= 285
			→	☐		24.5229-0285.3	330032	L= 285
1.4 Cat (B/C/407)	43	10/85→12/96	←		2	24.5111-0300.3	330407	L= 300
	1.6 D (B/C/404)	40	08/85→12/96	→				
1.7 (B/C40K, B/C40G)	64	06/87→03/95	→	☐		24.5229-0240.3	330400	L= 242
			→	☐		24.5229-0285.3	330032	L= 285
1.7 (B/C408)	54	10/86→03/95	←	01/87→	2	24.5111-0300.3	330407	L= 300
			→	☐; 01/87→		24.5229-0240.3	330400	L= 242
			→	☐; 01/87→		24.5229-0285.3	330032	L= 285

**RENAULT - SUPER 5 Kasten (S40\_) 10/84→12/96**

**Bremssattel**

1.1 (S401)	34	10/84→12/96	←	☐; 01/85→ 03/95	24.3451-1501.5	240263	BDX Ø 45 - Halter
			←	☐; 01/85→ 03/95	24.3451-1502.5	240264	BDX Ø 45 - Halter
1.2 (S40F, S407)	44	01/87→12/96	←	☐; → 08/90; J0002049→	24.3481-1505.5	240047	BDX Ø 48 - Halter
					24.3481-1611.5	240029	TRW Ø 48 - Halter
			←	☐; → 08/90; F0003024→	24.3481-1505.5	240047	BDX Ø 48 - Halter
					24.3481-1611.5	240029	TRW Ø 48 - Halter
			←	☐; → 08/90; J0002049→	24.3481-1506.5	240048	BDX Ø 48 - Halter
					24.3481-1612.5	240030	TRW Ø 48 - Halter
			←	☐; → 08/90; F0003024→	24.3481-1506.5	240048	BDX Ø 48 - Halter
					24.3481-1612.5	240030	TRW Ø 48 - Halter
			←	☐; 06/87→; → J0002048	24.3481-1611.5	240029	TRW Ø 48 - Halter
←	☐; 06/87→; → F0003023	24.3481-1611.5	240029	TRW Ø 48 - Halter			
←	☐; 06/87→; → J0002048	24.3481-1612.5	240030	TRW Ø 48 - Halter			
←	☐; 06/87→; → F0003023	24.3481-1612.5	240030	TRW Ø 48 - Halter			
1.6 D (S404)	40	10/84→12/96	←	☐; J0015988→	24.3481-1505.5	240047	BDX Ø 48 - Halter

### RENAULT - SUPER 5 Kasten (S40\_) 10/84→12/96

#### **Bremssattel**

1.6 D (S404)	40	10/84→12/96	←	☐; J0015988→	24.3481-1611.5	240029	TRW Ø 48 - Halter
			←	☐; F0033521→	24.3481-1505.5	240047	BDX Ø 48 - Halter
			←	☐; 01/85→	24.3481-1611.5	240029	TRW Ø 48 - Halter
			←	☐; 01/85→	24.3481-1505.5	240047	BDX Ø 48 - Halter
			←	☐; 01/85→	24.3481-1611.5	240029	TRW Ø 48 - Halter
			←	☐; 01/85→	24.3481-1506.5	240048	BDX Ø 48 - Halter
			←	☐; 01/85→	24.3481-1612.5	240030	TRW Ø 48 - Halter
			←	☐; J0015988→	24.3481-1506.5	240048	BDX Ø 48 - Halter
			←	☐; J0015988→	24.3481-1612.5	240030	TRW Ø 48 - Halter
			←	☐; F0033521→	24.3481-1506.5	240048	BDX Ø 48 - Halter
←	☐; F0033521→	24.3481-1612.5	240030	TRW Ø 48 - Halter			
←	☐; 01/85→; → J0015987	24.3481-1611.5	240029	TRW Ø 48 - Halter			
←	☐; 01/85→; → F0033520	24.3481-1611.5	240029	TRW Ø 48 - Halter			
←	☐; 01/85→; → F0033520	24.3481-1612.5	240030	TRW Ø 48 - Halter			
←	☐; 01/85→; → J0015987	24.3481-1612.5	240030	TRW Ø 48 - Halter			

#### **Zubehörsatz, Bremssattel**

1.2 (S40F, S407)	44	01/87→12/96	←	→ 08/90; J0002049→	24.0101-4803.2	260049	BDX
			←	→ 08/90; F0003024→	24.0101-4807.2	260053	TRW
			←	06/87→; → J0002048	24.0101-4803.2	260049	BDX
			←	06/87→; → F0003023	24.0101-4807.2	260053	TRW
			←	06/87→; → F0003023	24.0101-4807.2	260053	TRW
1.6 D (S404)	40	10/84→12/96	←	J0015988→	24.0101-4803.2	260049	BDX
			←	01/85→	24.0101-4807.2	260053	TRW
			←	F0033521→	24.0101-4803.2	260049	BDX
			←	01/85→; → F0033520	24.0101-4807.2	260053	TRW
			←	01/85→; → J0015987	24.0101-4807.2	260053	TRW

#### **Bremsschlauch**

1.1 (S401)	34	10/84→12/96	←	01/85→ 03/95	2	24.5111-0300.3	330407	L= 300
			→	☐; 01/85→ 03/95	24.5229-0240.3	330400	L= 242	
			→	☐; 01/85→ 03/95	24.5229-0285.3	330032	L= 285	
1.2 (S40F, S407)	44	01/87→12/96	←	→ 08/90	2	24.5111-0300.3	330407	L= 300
			→	☐; → 08/90	24.5229-0240.3	330400	L= 242	
			→	☐; → 08/90	24.5229-0285.3	330032	L= 285	
1.6 D (S404)	40	10/84→12/96	←	01/85→	2	24.5111-0300.3	330407	L= 300
			→	☐; 01/85→	24.5229-0240.3	330400	L= 242	
			→	☐; 01/85→	24.5229-0285.3	330032	L= 285	

### RENAULT - THALIA I (LB\_) 02/98→





































#### **Bremssattel**











1.2 16V 1.4 1.4	55 55 72	04/02→ 08/00→ 05/00→02/09	←	☐	24.3481-1611.5	240029	TRW Ø 48 - Halter
			←	☐	24.3481-1612.5	240030	TRW Ø 48 - Halter
			←	☐	24.3481-1615.5	240031	TRW Ø 48 - Halter
1.4 16V 1.5 dCi 1.5 dCi 1.5 dCi 1.5 dCi 1.5 dCi 1.6 16V 1.9 D	72 47 48 50 58 60 79 48	08/00→ 06/05→ 04/02→ 02/03→ 04/04→11/09 06/01→ 04/02→ 02/98→05/01	←	☐	24.3481-1616.5	240032	TRW Ø 48 - Halter
			←	☐	24.3481-1616.5	240032	TRW Ø 48 - Halter
			←	☐	24.3481-1616.5	240032	TRW Ø 48 - Halter
			←	☐	24.3481-1616.5	240032	TRW Ø 48 - Halter
			←	☐	24.3481-1616.5	240032	TRW Ø 48 - Halter
			←	☐	24.3481-1616.5	240032	TRW Ø 48 - Halter
1.6	66	03/98→	←	☐; 04/02→	24.3481-1615.5	240031	TRW Ø 48 - Halter
			←	☐; 04/02→	24.3481-1616.5	240032	TRW Ø 48 - Halter

#### **Bremsschlauch**














1.2 16V 1.4 ↓	55 55	04/02→ 08/00→	←		2	24.5111-0321.3	330597	L= 320
			←					

























	kw			 	! #		
<b>RENAULT - THALIA I (LB_) 02/98→</b>							
 <b>Bremsschlauch</b>							
1.4	72	05/00→02/09	→		2	24.5239-0165.3 330606	L= 165
1.4 16V	72	08/00→					
1.5 dCi	47	06/05→					
1.5 dCi	48	04/02→					
1.5 dCi	50	02/03→					
1.5 dCi	58	04/04→11/09					
1.5 dCi	60	06/01→					
1.6 16V	79	04/02→					
1.9 D	48	02/98→05/01					
1.6	66	03/98→	←	04/02→	2	24.5111-0321.3 330597	L= 320
			→	04/02→	2	24.5239-0165.3 330606	L= 165
<b>RENAULT - THALIA II (LU1/2_) 09/08→</b>							
 <b>Bremssattel</b>							
1.2 16V (LU2V)	55	09/08→	←			24.3481-1611.5 240029	TRW Ø 48 - Halter
1.2 LPG	55	01/10→12/13					
1.4	55	09/08→06/14	←			24.3481-1612.5 240030	TRW Ø 48 - Halter
1.5 dCi	47	09/08→	←			24.3481-1615.5 240031	TRW Ø 48 - Halter
1.5 dCi	48	01/09→					
1.5 dCi	55	11/12→06/14	←			24.3481-1616.5 240032	TRW Ø 48 - Halter
1.5 dCi	62	09/08→					
1.5 dCi	66	01/09→					
1.6 16V	77	09/08→					
 <b>Bremsschlauch</b>							
0.9 TCe	66	11/12→06/14	→		2	24.5201-0280.3 331569	L= 280
1.2 16V (LU2V)	55	09/08→	←		2	24.5111-0321.3 330597	L= 320
1.2 LPG	55	01/10→12/13					
1.4	55	09/08→06/14	→		2	24.5239-0165.3 330606	L= 165
1.5 dCi	47	09/08→					
1.5 dCi	48	01/09→					
1.5 dCi	55	11/12→06/14					
1.5 dCi	62	09/08→					
1.5 dCi	66	01/09→					
1.6 16V	77	09/08→					
<b>RENAULT - THALIA III (L8_) 12/13→</b>							
 <b>Bremsschlauch</b>							
1.2 16V	55	12/13→	→		2	24.5201-0280.3 331569	L= 280
1.5 dCi	66	12/13→					
<b>RENAULT - TRAFIC II Bus (JL) 03/01→</b>							
 <b>Bremssattel</b>							
1.9 dCi	59	04/01→07/03	←			24.3451-1713.5 240329	TRW Ø1 40 Ø2 45 - Halter
			←			24.3451-1714.5 240330	TRW Ø1 40 Ø2 45 - Halter
			→	 ; 11/01→		24.3414-1707.5 240337	TRW Ø 41 - Halter
			→	 ; 11/01→		24.3414-1708.5 240338	TRW Ø 41 - Halter
1.9 dCi 100 (JLOC)	74	03/01→	←	 ; → 08/14		24.3451-1713.5 240329	TRW Ø1 40 Ø2 45 - Halter
1.9 dCi 80 (JLOB)	60	03/01→	←	 ; → 08/14		24.3451-1714.5 240330	TRW Ø1 40 Ø2 45 - Halter
2.0 (JLOA)	88	03/01→	→	 ; 11/01→ 08/14		24.3414-1707.5 240337	TRW Ø 41 - Halter
			→	 ; 11/01→ 08/14		24.3414-1708.5 240338	TRW Ø 41 - Halter
2.0 16V	86	08/06→	←	 ; → 08/14		24.3451-1713.5 240329	TRW Ø1 40 Ø2 45 - Halter
2.5 dCi 115	84	02/08→	←	 ; → 08/14		24.3451-1714.5 240330	TRW Ø1 40 Ø2 45 - Halter
2.5 dCi 135 (JL0D)	99	05/03→	→	 ; → 08/14		24.3414-1707.5 240337	TRW Ø 41 - Halter
			→	 ; → 08/14		24.3414-1708.5 240338	TRW Ø 41 - Halter
2.0 dCi 115 (JLOH)	84	08/06→	←	 ; 10/06→ 08/14		24.3451-1713.5 240329	TRW Ø1 40 Ø2 45 - Halter
2.0 dCi 90 (JLOH)	66	08/06→	←	 ; 10/06→ 08/14		24.3451-1714.5 240330	TRW Ø1 40 Ø2 45 - Halter
2.5 dCi 145 (JLOJ)	107	08/06→	→	 ; 10/06→ 08/14		24.3414-1707.5 240337	TRW Ø 41 - Halter
			→	 ; 10/06→ 08/14		24.3414-1708.5 240338	TRW Ø 41 - Halter
 <b>Bremsschlauch</b>							
1.9 dCi	59	04/01→07/03			2	24.5229-0200.3 330572	L= 200
			←		2	24.5111-0386.3 330503	L= 385
			→		2	24.5111-0221.3 330818	L= 220
1.9 dCi 100 (JLOC)	74	03/01→		 ; → 08/14	2	24.5229-0200.3 330572	L= 200
1.9 dCi 80 (JLOB)	60	03/01→					
↓							

































	kW			 	! #		
<b>RENAULT - TRAFIC II Bus (JL) 03/01→</b>							
 <b>Bremsschlauch</b>							
2.0 (JL0A)	88	03/01→	←	→ 08/14	2	24.5111-0386.3 330503	L= 385
2.0 16V	86	08/06→	→	↓; → 08/14	2	24.5111-0221.3 330818	L= 220
2.5 dCi 115	84	02/08→					
2.5 dCi 135 (JL0D)	99	05/03→					
2.0 dCi 115 (JL0H)	84	08/06→	←	▣; 10/06→ 08/14	2	24.5229-0200.3 330572	L= 200
2.0 dCi 90 (JL0H)	66	08/06→	←	10/06→ 08/14	2	24.5111-0386.3 330503	L= 385
2.5 dCi 145 (JL0J)	107	08/06→	→	↓; 10/06→ 08/14	2	24.5111-0221.3 330818	L= 220
<b>RENAULT - TRAFIC II Kasten (FL) 03/01→</b>							
 <b>Bremssattel</b>							
1.9 dCi	59	04/01→07/03	←	▣		24.3451-1713.5 240329	TRW Ø1 40 Ø2 45 - Halter
			←	▣		24.3451-1714.5 240330	TRW Ø1 40 Ø2 45 - Halter
			→	▣; 11/01→		24.3414-1707.5 240337	TRW Ø 41 - Halter
			→	▣; 11/01→		24.3414-1708.5 240338	TRW Ø 41 - Halter
1.9 dCi	75	03/01→	←	▣; → 08/14		24.3451-1713.5 240329	TRW Ø1 40 Ø2 45 - Halter
1.9 dCi 100 (FL0C)	74	03/01→	←	▣; → 08/14		24.3451-1714.5 240330	TRW Ø1 40 Ø2 45 - Halter
1.9 dCi 80 (FL0B)	60	03/01→	→	▣; 11/01→ 08/14		24.3414-1707.5 240337	TRW Ø 41 - Halter
2.0 (FL0A)	88	03/01→	→	▣; 11/01→ 08/14		24.3414-1708.5 240338	TRW Ø 41 - Halter
2.0 16V	86	08/06→	←	▣; → 08/14		24.3451-1713.5 240329	TRW Ø1 40 Ø2 45 - Halter
2.5 dCi	84	08/07→	←	▣; → 08/14		24.3451-1714.5 240330	TRW Ø1 40 Ø2 45 - Halter
2.5 dCi 135 (FL0D)	99	05/03→	→	▣; → 08/14		24.3414-1707.5 240337	TRW Ø 41 - Halter
			→	▣; → 08/14		24.3414-1708.5 240338	TRW Ø 41 - Halter
2.0 dCi 115 (FL01, FL0U)	84	08/06→	←	▣; 10/06→ 08/14		24.3451-1713.5 240329	TRW Ø1 40 Ø2 45 - Halter
2.0 dCi 90 (FL0H)	66	08/06→	←	▣; 10/06→ 08/14		24.3451-1714.5 240330	TRW Ø1 40 Ø2 45 - Halter
2.5 dCi 145 (FL0J)	107	08/06→	→	▣; 10/06→ 08/14		24.3414-1707.5 240337	TRW Ø 41 - Halter
			→	▣; 10/06→ 08/14		24.3414-1708.5 240338	TRW Ø 41 - Halter
2.5 DTi	99	03/03→07/03	←	▣		24.3451-1713.5 240329	TRW Ø1 40 Ø2 45 - Halter
			←	▣		24.3451-1714.5 240330	TRW Ø1 40 Ø2 45 - Halter
			→	▣		24.3414-1707.5 240337	TRW Ø 41 - Halter
			→	▣		24.3414-1708.5 240338	TRW Ø 41 - Halter
<b>Bremsschlauch</b>							
1.9 dCi	59	04/01→07/03		▣	2	24.5229-0200.3 330572	L= 200
2.5 DTi	99	03/03→07/03	←		2	24.5111-0386.3 330503	L= 385
			→	↓	2	24.5111-0221.3 330818	L= 220
1.9 dCi	75	03/01→		▣; → 08/14	2	24.5229-0200.3 330572	L= 200
1.9 dCi 100 (FL0C)	74	03/01→	←	→ 08/14	2	24.5111-0386.3 330503	L= 385
1.9 dCi 80 (FL0B)	60	03/01→	→	↓; → 08/14	2	24.5111-0221.3 330818	L= 220
2.0 (FL0A)	88	03/01→					
2.0 16V	86	08/06→					
2.5 dCi	84	08/07→					
2.5 dCi 135 (FL0D)	99	05/03→					
2.0 dCi 115 (FL01, FL0U)	84	08/06→		▣; 10/06→ 08/14	2	24.5229-0200.3 330572	L= 200
2.0 dCi 90 (FL0H)	66	08/06→	←	10/06→ 08/14	2	24.5111-0386.3 330503	L= 385
2.5 dCi 145 (FL0J)	107	08/06→	→	↓; 10/06→ 08/14	2	24.5111-0221.3 330818	L= 220
<b>RENAULT - TRAFIC II Pritsche/Fahrgestell (EL) 03/01→</b>							
 <b>Bremssattel</b>							
1.9 dCi	59	09/01→07/03	←	▣		24.3451-1713.5 240329	TRW Ø1 40 Ø2 45 - Halter
			←	▣		24.3451-1714.5 240330	TRW Ø1 40 Ø2 45 - Halter
			→	▣; 11/01→		24.3414-1707.5 240337	TRW Ø 41 - Halter
			→	▣; 11/01→		24.3414-1708.5 240338	TRW Ø 41 - Halter
1.9 dCi 100 (EL0C)	74	03/01→	←	▣; → 08/14		24.3451-1713.5 240329	TRW Ø1 40 Ø2 45 - Halter
1.9 dCi 80 (EL0B)	60	03/01→	←	▣; → 08/14		24.3451-1714.5 240330	TRW Ø1 40 Ø2 45 - Halter
2.0 (EL0A)	88	03/01→	→	▣; 11/01→ 08/14		24.3414-1707.5 240337	TRW Ø 41 - Halter
			→	▣; 11/01→ 08/14		24.3414-1708.5 240338	TRW Ø 41 - Halter
2.0 16V	86	08/06→	←	▣; → 08/14		24.3451-1713.5 240329	TRW Ø1 40 Ø2 45 - Halter
2.5 dCi	84	08/07→	←	▣; → 08/14		24.3451-1714.5 240330	TRW Ø1 40 Ø2 45 - Halter
↓							



	kw			 	! #		
<b>RENAULT - TRAFIC II Pritsche/Fahrgestell (EL) 03/01 →</b>							
 <b>Bremssattel</b>							
2.0 16V 2.5 dCi	86 84	08/06 → 08/07 →	→	☐; → 08/14		24.3414-1707.5 240337	TRW Ø 41 - Halter
			→	☐; → 08/14		24.3414-1708.5 240338	TRW Ø 41 - Halter
2.0 dCi 115 (ELOH) 2.0 dCi 90 (ELOH) 2.5 dCi 145 (ELOJ)	84 66 107	08/06 → 08/06 → 08/06 →	←	☐; 10/06 → 08/14		24.3451-1713.5 240329	TRW Ø1 40 Ø2 45 - Halter
			←	☐; 10/06 → 08/14		24.3451-1714.5 240330	TRW Ø1 40 Ø2 45 - Halter
			→	☐; 10/06 → 08/14		24.3414-1707.5 240337	TRW Ø 41 - Halter
			→	☐; 10/06 → 08/14		24.3414-1708.5 240338	TRW Ø 41 - Halter
2.5 dCi 135 (EL0D)	99	03/01 →	←	☐; 05/03 → 08/14		24.3451-1713.5 240329	TRW Ø1 40 Ø2 45 - Halter
			←	☐; 05/03 → 08/14		24.3451-1714.5 240330	TRW Ø1 40 Ø2 45 - Halter
			→	☐; 05/03 → 08/14		24.3414-1707.5 240337	TRW Ø 41 - Halter
			→	☐; 05/03 → 08/14		24.3414-1708.5 240338	TRW Ø 41 - Halter
 <b>Bremsschlauch</b>							
1.9 dCi	59	09/01 → 07/03		☐	2	24.5229-0200.3 330572	L= 200
			←		2	24.5111-0386.3 330503	L= 385
			→	☐	2	24.5111-0221.3 330818	L= 220
1.9 dCi 100 (EL0C) 1.9 dCi 80 (EL0B) 2.0 (EL0A) 2.0 16V 2.5 dCi	74 60 88 86 84	03/01 → 03/01 → 03/01 → 08/06 → 08/07 →		☐; → 08/14	2	24.5229-0200.3 330572	L= 200
			←	→ 08/14	2	24.5111-0386.3 330503	L= 385
			→	☐; → 08/14	2	24.5111-0221.3 330818	L= 220
2.0 dCi 115 (ELOH) 2.0 dCi 90 (ELOH) 2.5 dCi 145 (ELOJ)	84 66 107	08/06 → 08/06 → 08/06 →		☐; 10/06 → 08/14	2	24.5229-0200.3 330572	L= 200
			←	10/06 → 08/14	2	24.5111-0386.3 330503	L= 385
			→	☐; 10/06 → 08/14	2	24.5111-0221.3 330818	L= 220
2.5 dCi 135 (EL0D)	99	03/01 →		☐; 05/03 → 08/14	2	24.5229-0200.3 330572	L= 200
			←	05/03 → 08/14	2	24.5111-0386.3 330503	L= 385
			→	☐; 05/03 → 08/14	2	24.5111-0221.3 330818	L= 220
<b>RENAULT - TRAFIC III Bus (JG_) 05/14 →</b>							
 <b>Bremssattel</b>							
1.6 dCi 115 1.6 dCi 120 1.6 dCi 125 1.6 dCi 140 1.6 dCi 145 1.6 dCi 90 1.6 dCi 95	85 88 92 103 107 66 70	05/14 → 05/14 → 07/15 → 05/14 → 07/15 → 05/14 → 07/15 →	→	☐		24.3414-1707.5 240337	TRW Ø 41 - Halter
			→	☐		24.3414-1708.5 240338	TRW Ø 41 - Halter
 <b>Bremsschlauch</b>							
1.6 dCi 115 1.6 dCi 120 1.6 dCi 125 1.6 dCi 140 1.6 dCi 145 1.6 dCi 90 1.6 dCi 95	85 88 92 103 107 66 70	05/14 → 05/14 → 07/15 → 05/14 → 07/15 → 05/14 → 07/15 →	←		2	24.5111-0386.3 330503	L= 385
			→	am Bremssattel	2	24.5111-0221.3 330818	L= 220
			→		2	24.5229-0200.3 330572	L= 200
<b>RENAULT - TRAFIC III Kasten (FG_) 05/14 →</b>							
 <b>Bremssattel</b>							
1.6 dCi 115 1.6 dCi 120 1.6 dCi 125 1.6 dCi 140 1.6 dCi 145 1.6 dCi 90 1.6 dCi 95	85 88 92 103 107 66 70	05/14 → 05/14 → 07/15 → 05/14 → 07/15 → 05/14 → 07/15 →	→	☐		24.3414-1707.5 240337	TRW Ø 41 - Halter
			→	☐		24.3414-1708.5 240338	TRW Ø 41 - Halter
 <b>Bremsschlauch</b>							
1.6 dCi 115 1.6 dCi 120 1.6 dCi 125 1.6 dCi 140 1.6 dCi 145 1.6 dCi 90 1.6 dCi 95	85 88 92 103 107 66 70	05/14 → 05/14 → 07/15 → 05/14 → 07/15 → 05/14 → 07/15 →	←		2	24.5111-0386.3 330503	L= 385
			→	am Bremssattel	2	24.5111-0221.3 330818	L= 220
			→		2	24.5229-0200.3 330572	L= 200










	kw					! #		
<b>RENAULT - TRAFIC III Pritsche/Fahrgestell (EG_) 05/14→</b>								
 <b>Bremssattel</b>								
1.6 dCi 120	88	06/14→	→	☐		24.3414-1707.5	240337	TRW Ø 41 - Halter
1.6 dCi 125	92	07/15→	→	☐		24.3414-1708.5	240338	TRW Ø 41 - Halter
1.6 dCi 140	103	06/14→	→	☐				
1.6 dCi 145	107	07/15→	→	☐				
 <b>Bremsschlauch</b>								
1.6 dCi 120	88	06/14→	←	☐		2	24.5111-0386.3	330503 L= 385
1.6 dCi 125	92	07/15→	←	☐		2	24.5111-0221.3	330818 L= 220
1.6 dCi 140	103	06/14→	→	☐	am Bremssattel	2	24.5111-0221.3	330818 L= 220
1.6 dCi 145	107	07/15→	→	☐		2	24.5229-0200.3	330572 L= 200
<b>RENAULT - TRAFIC Bus (TXW) 03/89→03/01</b>								
 <b>Bremsschlauch</b>								
1.9 D	44	06/97→03/01	☐	☐		1	24.5111-0386.3	330503 L= 385
2.2	74	06/94→10/97	←	☐		2	24.5111-0317.3	330501 L= 315
2.2 4x4	74	06/94→10/97	←	☐		2	24.5111-0317.3	330501 L= 315
2.5 D	55	05/89→03/01	←	☐		2	24.5111-0320.3	330487 L= 320
2.1 D	47	06/94→10/97	☐	☐		1	24.5111-0386.3	330503 L= 385
			←	☐; Nutzlast [kg]: 1.400	2	24.5111-0317.3	330501 L= 315	
			←	☐	2	24.5111-0317.3	330501 L= 315	
			←	☐; Nutzlast [kg]: 1.000	2	24.5111-0317.3	330501 L= 315	
			←	☐; 09/94→; Nutzlast [kg]: 1.400	2	24.5111-0317.3	330501 L= 315	
			←	☐; Nutzlast [kg]: 1.400	2	24.5111-0320.3	330487 L= 320	
			←	☐; 09/94→; Nutzlast [kg]: 1.400	2	24.5111-0320.3	330487 L= 320	
			←	☐	2	24.5111-0320.3	330487 L= 320	
			←	☐; Nutzlast [kg]: 1.000	2	24.5111-0320.3	330487 L= 320	
2.5 D 4x4	55	08/89→03/01	☐; → 10/97	☐		1	24.5111-0386.3	330503 L= 385
			←	☐	2	24.5111-0317.3	330501 L= 315	
			←	☐	2	24.5111-0320.3	330487 L= 320	
<b>RENAULT - TRAFIC Kasten (TXX) 03/89→12/01</b>								
 <b>Bremsschlauch</b>								
1.9 D	44	06/97→03/01	☐; → 10/97	☐		1	24.5111-0386.3	330503 L= 385
			←	☐; → 10/97		24.5111-0317.3	330501 L= 315	
			←	☐; → 10/97		24.5111-0320.3	330487 L= 320	
2.1 D	47	06/94→10/97	☐	☐		1	24.5111-0386.3	330503 L= 385
			←	☐	2	24.5111-0317.3	330501 L= 315	
			←	☐; Nutzlast [kg]: 1.000	2	24.5111-0317.3	330501 L= 315	
			←	☐; 09/94→; Nutzlast [kg]: 1.400	2	24.5111-0317.3	330501 L= 315	
			←	☐; → 08/94		24.5111-0317.3	330501 L= 315	
			←	☐; 09/94→	2	24.5111-0317.3	330501 L= 315	
			←	☐; Nutzlast [kg]: 1.400	2	24.5111-0317.3	330501 L= 315	
			←	☐; Nutzlast [kg]: 1.000	2	24.5111-0320.3	330487 L= 320	
			←	☐; Nutzlast [kg]: 1.400	2	24.5111-0320.3	330487 L= 320	
			←	☐	2	24.5111-0320.3	330487 L= 320	
			←	☐; 09/94→; Nutzlast [kg]: 1.400	2	24.5111-0320.3	330487 L= 320	
			←	☐; → 08/94		24.5111-0320.3	330487 L= 320	
←	☐; 09/94→	2	24.5111-0320.3	330487 L= 320				
2.2 2.2 4x4 2.5 D	74 74 55	06/94→10/97 06/94→10/97 05/89→03/01	☐	☐		1	24.5111-0386.3	330503 L= 385
			←	☐	2	24.5111-0317.3	330501 L= 315	
			←	☐	2	24.5111-0320.3	330487 L= 320	
2.5 D 4x4	55	05/89→03/01	☐	☐		1	24.5111-0386.3	330503 L= 385
			☐; → 10/97	☐		24.5111-0386.3	330503 L= 385	
			←	☐	2	24.5111-0317.3	330501 L= 315	
←	☐	2	24.5111-0320.3	330487 L= 320				
<b>RENAULT - TRAFIC Pritsche/Fahrgestell (PXX) 03/89→03/01</b>								
 <b>Bremsschlauch</b>								
2.0 RWD	59	05/89→10/97	←	☐; Nutzlast [kg]: 1.400		2	24.5111-0317.3	330501 L= 315








	kw			 	! #		
<b>RENAULT - TRAFIC Pritsche/Fahrgestell (PXX) 03/89→03/01</b>							
 <b>Bremsschlauch</b>							
2.0 RWD	59	05/89→10/97	←	☐; Nutzlast [kg]: 1.400	2	24.5111-0320.3 330487	L= 320
2.1 D	47	09/94→04/98	←	☐; → 10/97; Nutzlast [kg]: 1.400	2	24.5111-0317.3 330501	L= 315
			←	☐; → 10/97; Nutzlast [kg]: 1.000	2	24.5111-0317.3 330501	L= 315
			←	☐; → 10/97; Nutzlast [kg]: 1.000	2	24.5111-0320.3 330487	L= 320
			←	☐; → 10/97; Nutzlast [kg]: 1.400	2	24.5111-0320.3 330487	L= 320
2.1 D RWD	47	06/94→10/97	←	☐; Nutzlast [kg]: 1.400	2	24.5111-0317.3 330501	L= 315
			←	☐; Nutzlast [kg]: 1.000	2	24.5111-0317.3 330501	L= 315
			←	☐; 09/94→; Nutzlast [kg]: 1.400	2	24.5111-0317.3 330501	L= 315
			←	☐; 09/94→; Nutzlast [kg]: 1.400	2	24.5111-0320.3 330487	L= 320
			←	☐; Nutzlast [kg]: 1.400	2	24.5111-0320.3 330487	L= 320
			←	☐; Nutzlast [kg]: 1.000	2	24.5111-0320.3 330487	L= 320
<b>RENAULT - TWINGO I (C06_) 03/93→10/12</b>							
 <b>Bremssattel</b>							
1.2 (C063, C064)	40	03/93→10/96	←	☐		24.3451-1711.5 240251	BDX Ø 45 - Halter
			←	☐		24.3451-1712.5 240252	BDX Ø 45 - Halter
1.2 (C066, C068) 1.2 (C067)	43 40	05/96→06/07 05/96→03/07	←	☐; → 09/98; Schaltgetriebe		24.3451-1711.5 240251	BDX Ø 45 - Halter
			←	☐; → 09/98; Schaltgetriebe		24.3451-1712.5 240252	BDX Ø 45 - Halter
			←	☐; 10/98→; Schaltgetriebe		24.3481-1611.5 240029	TRW Ø 48 - Halter
			←	☐; Automatikgetriebe		24.3481-1611.5 240029	TRW Ø 48 - Halter
			←	☐; 10/98→; Schaltgetriebe		24.3481-1612.5 240030	TRW Ø 48 - Halter
			←	☐; Automatikgetriebe		24.3481-1612.5 240030	TRW Ø 48 - Halter
			←	☐; → 11/03; V		24.3481-1615.5 240031	TRW Ø 48 - Halter
			←	☐; → 11/03; V		24.3481-1616.5 240032	TRW Ø 48 - Halter
1.2 16V (C060)	44	08/04→06/07	←	☐		24.3481-1611.5 240029	TRW Ø 48 - Halter
			←	☐		24.3481-1612.5 240030	TRW Ø 48 - Halter
1.2 16V (C06C, C06D, C06K)	55	01/01→06/07	←	☐; für Fahrzeuge mit verstärktem Fahrwerk		24.3481-1611.5 240029	TRW Ø 48 - Halter
			←	☐; für Fahrzeuge mit verstärktem Fahrwerk		24.3481-1612.5 240030	TRW Ø 48 - Halter
			←	☐; für Fahrzeuge ohne verstärktes Fahrwerk; V		24.3481-1615.5 240031	TRW Ø 48 - Halter
			←	☐; für Fahrzeuge ohne verstärktes Fahrwerk; V		24.3481-1616.5 240032	TRW Ø 48 - Halter
1.2 LPG	44	10/03→06/07	←	☐; 08/04→		24.3481-1611.5 240029	TRW Ø 48 - Halter
			←	☐; 08/04→		24.3481-1612.5 240030	TRW Ø 48 - Halter
<b>Zubehörsatz, Bremssattel</b>							
1.2 (C066, C068) 1.2 (C067)	43 40	05/96→06/07 05/96→03/07	←	Automatikgetriebe		24.0101-4807.2 260053	TRW
			←	10/98→; Schaltgetriebe		24.0101-4807.2 260053	TRW
1.2 16V (C060)	44	08/04→06/07	←			24.0101-4807.2 260053	TRW
1.2 16V (C06C, C06D, C06K)	55	01/01→06/07	←	für Fahrzeuge mit verstärktem Fahrwerk		24.0101-4807.2 260053	TRW
1.2 LPG	44	10/03→06/07	←	08/04→		24.0101-4807.2 260053	TRW
 <b>Bremsschlauch</b>							
1.2 (C063, C064)	40	03/93→10/96	←		2	24.5111-0241.3 330680	L= 242
			→	- ABS	2	24.5229-0185.3 330397	L= 185
			→	+ ABS	2	24.5229-0209.3 330670	L= 210
1.2 (C066, C068) 1.2 (C067)	43 40	05/96→06/07 05/96→03/07	←		2	24.5111-0241.3 330680	L= 242
			→	05/98→; + ABS	2	24.5229-0185.3 330397	L= 185
			→	- ABS	2	24.5229-0185.3 330397	L= 185
			→	→ 04/98; + ABS	2	24.5229-0209.3 330670	L= 210
1.2 16V (C060)	44	08/04→06/07	←		2	24.5111-0241.3 330680	L= 242
			→	+ ABS	2	24.5229-0185.3 330397	L= 185
↓							

	kw			 	! #			
<b>RENAULT - TWINGO I (C06_) 03/93→10/12</b>								
 <b>Bremsschlauch</b>								
1.2 16V (C06C, C06D, C06K)	55	01/01→06/07	←		2	24.5111-0241.3	330680	L= 242
			→	+ ABS	2	24.5229-0185.3	330397	L= 185
			→	- ABS	2	24.5229-0209.3	330670	L= 210
1.2 LPG	44	10/03→06/07	←	08/04→	2	24.5111-0241.3	330680	L= 242
			→	08/04→; + ABS	2	24.5229-0185.3	330397	L= 185
<b>RENAULT - TWINGO I Kasten (S06_) 03/93→06/12</b>								
 <b>Bremssattel</b>								
1.2 (S063, S064)	40	03/93→05/96	←	 ; → 04/96		24.3451-1711.5	240251	BDX Ø 45 - Halter
			←	 ; → 04/96		24.3451-1712.5	240252	BDX Ø 45 - Halter
1.2 (S066, S068)	43	05/96→08/04	←	 ; → 09/98; Schaltgetriebe		24.3451-1711.5	240251	BDX Ø 45 - Halter
			←	 ; → 09/98; Schaltgetriebe		24.3451-1712.5	240252	BDX Ø 45 - Halter
			←	 ; 10/98→; Schaltgetriebe		24.3481-1611.5	240029	TRW Ø 48 - Halter
			←	 ; Vollautomatik		24.3481-1611.5	240029	TRW Ø 48 - Halter
			←	 ; Vollautomatik		24.3481-1612.5	240030	TRW Ø 48 - Halter
			←	 ; 10/98→; Schaltgetriebe		24.3481-1612.5	240030	TRW Ø 48 - Halter
			←	 ; → 11/03; V		24.3481-1615.5	240031	TRW Ø 48 - Halter
			←	 ; → 11/03; V		24.3481-1616.5	240032	TRW Ø 48 - Halter
 <b>Bremsschlauch</b>								
1.2 (S063, S064)	40	03/93→05/96	←	→ 04/96	2	24.5111-0241.3	330680	L= 242
			→	→ 04/96; - ABS	2	24.5229-0185.3	330397	L= 185
			→	→ 04/96; + ABS	2	24.5229-0209.3	330670	L= 210
1.2 (S066, S068)	43	05/96→08/04	←		2	24.5111-0241.3	330680	L= 242
			→	05/98→; + ABS	2	24.5229-0185.3	330397	L= 185
			→	- ABS	2	24.5229-0185.3	330397	L= 185
			→	→ 04/98; + ABS	2	24.5229-0209.3	330670	L= 210
<b>RENAULT - TWINGO II (CN0_) 03/07→</b>								
 <b>Bremssattel</b>								
1.2 (CN0D) 1.5 dCi (CN0E)	43 47	03/07→ 03/07→	←	 ; → 07/14		24.3481-1611.5	240029	TRW Ø 48 - Halter
			←	 ; → 07/14		24.3481-1612.5	240030	TRW Ø 48 - Halter
			←	 ; → 07/14; V		24.3481-1615.5	240031	TRW Ø 48 - Halter
			←	 ; → 07/14; V		24.3481-1616.5	240032	TRW Ø 48 - Halter
1.2 16V 1.2 16V (CN04, CN0A, CN0B) 1.2 16V (CN0K, CN0V) 1.2 TCe 100 (CN0P) 1.2 Turbo (CN0C, CN0F) 1.5 dCi (CN0U) 1.5 dCi 75 1.5 dCi 90	55 55 56 75 74 62 55 63	03/08→ 03/07→ 03/07→ 02/11→ 03/07→ 04/08→ 10/10→ 10/10→	←	 ; → 07/14; V		24.3481-1615.5	240031	TRW Ø 48 - Halter
			←	 ; → 07/14; V		24.3481-1616.5	240032	TRW Ø 48 - Halter
			←	 ; → 07/14		11.9571-9757.2	220857	ATE Ø 57 - Halter
			←	 ; → 07/14		11.9571-9758.2	220858	ATE Ø 57 - Halter
			→	 ; → 07/14		24.3347-1709.5	240846	TRW Ø 34 - Halter
			→	 ; → 07/14		24.3347-1710.5	240847	TRW Ø 34 - Halter
			→					
<b>Feder, Bremssattel</b>								
1.6 RS (CN0N, CN0R, CN0S)	98	05/08→	←	→ 07/14	2	11.8116-0301.1	390610	ATE
<b>Zubehörsatz, Bremssattel</b>								
1.6 RS (CN0N, CN0R, CN0S)	98	05/08→		→ 07/14		24.0101-3803.2	260101	TRW
 <b>Bremsschlauch</b>								
1.2 (CN0D) 1.2 16V 1.2 16V (CN04, CN0A, CN0B) 1.2 16V (CN0K, CN0V) ↓	43 55 55 56	03/07→ 03/08→ 03/07→ 03/07→	←	→ 07/14	2	24.5111-0321.3	330597	L= 320
			→	→ 07/14	2	24.5239-0165.3	330606	L= 165





























	kw			 	! #			
<b>RENAULT - TWINGO II (CN0_) 03/07 →</b>								
 <b>Bremsschlauch</b>								
1.2 TCe 100 (CN0P)	75	02/11 →	←	→ 07/14	2	24.5111-0321.3	330597	L= 320
1.2 Turbo (CN0C, CN0F)	74	03/07 →	→	→ 07/14	2	24.5239-0165.3	330606	L= 165
1.5 dCi (CN0E)	47	03/07 →						
1.5 dCi (CN0U)	62	04/08 →						
1.5 dCi 75	55	10/10 →						
1.5 dCi 90	63	10/10 →						
1.6 RS (CN0N, CN0R, CN0S)	98	05/08 →	←	→ 07/14	2	24.5111-0411.3	331394	L= 410
			→	→ 07/14	2	24.5239-0165.3	330606	L= 165
<b>RENAULT - TWINGO III (BCM_) 09/14 →</b>								
<b>Feder, Bremssattel</b>								
0.9 TCe 110	80	11/16 →	←		2	11.8116-0264.1	390594	ATE
0.9 TCe 90	66	09/14 →						
1.0 SCe 70	51	09/15 →						
1.0 SCe 70	52	09/14 →						
<b>RENAULT - VEL SATIS (BJ0_) 06/02 →</b>								
 <b>Bremssattel</b>								
2.0 16 V Turbo	125	04/04 →	←	☐; → 12/09		24.3601-9787.5	240505	ATE Ø 60 - Halter
2.0 16V Turbo (BJ0K)	120	06/02 →	←	☐; → 12/09		24.3601-9788.5	240506	ATE Ø 60 - Halter
2.0 dCi (BJ03, BJ0B)	127	01/06 →						
2.0 dCi (BJ03)	110	08/05 →	→	☐; → 12/09		11.9387-7001.2	220397	ATE Ø 38 - Halter
2.0 Turbo	108	04/05 →	→	☐; → 12/09		11.9387-7002.2	220398	ATE Ø 38 - Halter
2.2 dCi (BJ0E, BJ0F, BJ0G, BJ0H)	102	09/04 →						
2.2 dCi (BJ0E, BJ0F)	110	06/02 →						
2.2 dCi (BJ0H)	85	04/04 →						
2.2 dCi (BJ0M)	83	12/04 →						
3.0 dCi (BJ0J, BJ0N)	130	06/02 →						
3.0 dCi (BJ0S)	133	06/06 →						
3.5 (BJ01)	170	10/04 →						
3.5 V6 (BJ0R, BJ0V, BJ0U)	177	06/02 →						
<b>Halter, Bremssattel</b>								
2.0 16 V Turbo	125	04/04 →	→	→ 12/09		11.8170-0872.1	260121	ATE
2.0 16V Turbo (BJ0K)	120	06/02 →						
2.0 dCi (BJ03, BJ0B)	127	01/06 →						
2.0 dCi (BJ03)	110	08/05 →						
2.0 Turbo	108	04/05 →						
2.2 dCi (BJ0E, BJ0F, BJ0G, BJ0H)	102	09/04 →						
2.2 dCi (BJ0E, BJ0F)	110	06/02 →						
2.2 dCi (BJ0H)	85	04/04 →						
2.2 dCi (BJ0M)	83	12/04 →						
3.0 dCi (BJ0J, BJ0N)	130	06/02 →						
3.0 dCi (BJ0S)	133	06/06 →						
3.5 (BJ01)	170	10/04 →						
3.5 V6 (BJ0R, BJ0V, BJ0U)	177	06/02 →						
<b>Feder, Bremssattel</b>								
2.0 16 V Turbo	125	04/04 →	←	→ 12/09	2	11.8116-0301.1	390610	ATE
2.0 16V Turbo (BJ0K)	120	06/02 →	→	→ 12/09	2	11.8116-0340.1	390595	ATE
2.0 dCi (BJ03, BJ0B)	127	01/06 →						
2.0 dCi (BJ03)	110	08/05 →						
2.0 Turbo	108	04/05 →						
2.2 dCi (BJ0E, BJ0F, BJ0G, BJ0H)	102	09/04 →						
2.2 dCi (BJ0E, BJ0F)	110	06/02 →						
2.2 dCi (BJ0H)	85	04/04 →						
2.2 dCi (BJ0M)	83	12/04 →						
3.0 dCi (BJ0J, BJ0N)	130	06/02 →						
3.0 dCi (BJ0S)	133	06/06 →						
3.5 (BJ01)	170	10/04 →						
3.5 V6 (BJ0R, BJ0V, BJ0U)	177	06/02 →						
<b>Führungshülensatz, Bremssattel</b>								
2.0 16 V Turbo	125	04/04 →	←	→ 12/09		11.0101-5407.2	260011	ATE
2.0 16V Turbo (BJ0K)	120	06/02 →	→	→ 12/09		11.0101-5407.2	260011	ATE
2.0 dCi (BJ03, BJ0B)	127	01/06 →						
2.0 dCi (BJ03)	110	08/05 →						
2.0 Turbo	108	04/05 →						
2.2 dCi (BJ0E, BJ0F, BJ0G, BJ0H)	102	09/04 →						
2.2 dCi (BJ0E, BJ0F)	110	06/02 →						
2.2 dCi (BJ0H)	85	04/04 →						
2.2 dCi (BJ0M)	83	12/04 →						
↓								














	kW			 	! #		
<b>RENAULT - VEL SATIS (BJ0_) 06/02→</b>							
<b>Führungshülzensatz, Bremsattel</b>							
3.0 dCi (BJ0J, BJ0N)	130	06/02→	←	→ 12/09		11.0101-5407.2 260011	ATE
3.0 dCi (BJ0S)	133	06/06→	→	→ 12/09		11.0101-5407.2 260011	ATE
3.5 (BJ01)	170	10/04→					
3.5 V6 (BJ0R, BJ0V, BJ0U)	177	06/02→					
<b>Führungsbolzen, Bremsattel</b>							
2.0 16 V Turbo	125	04/04→		→ 12/09		11.8171-0008.1 990049	ATE
2.0 16V Turbo (BJ0K)	120	06/02→					
2.0 dCi (BJ03, BJ0B)	127	01/06→					
2.0 dCi (BJ03)	110	08/05→					
2.0 Turbo	108	04/05→					
2.2 dCi (BJ0E, BJ0F, BJ0G, BJ0H)	102	09/04→					
2.2 dCi (BJ0E, BJ0F)	110	06/02→					
2.2 dCi (BJ0H)	85	04/04→					
2.2 dCi (BJ0M)	83	12/04→					
3.0 dCi (BJ0J, BJ0N)	130	06/02→					
3.0 dCi (BJ0S)	133	06/06→					
3.5 (BJ01)	170	10/04→					
3.5 V6 (BJ0R, BJ0V, BJ0U)	177	06/02→					
<b>Bremsschlauch</b>							
2.0 16 V Turbo	125	04/04→	→	→ 12/09	2	24.5111-0317.3 330501	L= 315
2.0 dCi (BJ03, BJ0B)	127	01/06→				24.5252-0390.3 330702	L= 390
2.0 dCi (BJ03)	110	08/05→					
2.0 Turbo	108	04/05→					
2.2 dCi (BJ0E, BJ0F, BJ0G, BJ0H)	102	09/04→					
2.2 dCi (BJ0H)	85	04/04→					
2.2 dCi (BJ0M)	83	12/04→					
3.0 dCi (BJ0S)	133	06/06→					
3.5 (BJ01)	170	10/04→					
2.0 16V Turbo (BJ0K)	120	06/02→	→	09/02→ 12/09	2	24.5111-0317.3 330501	L= 315
2.2 dCi (BJ0E, BJ0F)	110	06/02→		→ 08/02	2	24.5111-0335.3 330778	L= 335
3.0 dCi (BJ0J, BJ0N)	130	06/02→					
3.5 V6 (BJ0R, BJ0V, BJ0U)	177	06/02→					
<b>RENAULT - WIND (E4M_) 07/10→</b>							
<b>Bremssattel</b>							
1.2 (E4MF)	74	07/10→	←	☐; → 09/13		11.9571-9757.2 220857	ATE Ø 57 - Halter
1.2 TCe 100 (E4MA)	75	02/11→	→	☐; → 09/13		24.3347-1709.5 240846	TRW Ø 34 - Halter
1.6 (E4MB, E4MC)	98	07/10→					
			→	☐; → 09/13		24.3347-1710.5 240847	TRW Ø 34 - Halter
<b>Feder, Bremsattel</b>							
1.2 (E4MF)	74	07/10→	←	→ 09/13	2	11.8116-0301.1 390610	ATE
1.2 TCe 100 (E4MA)	75	02/11→					
1.6 (E4MB, E4MC)	98	07/10→					
<b>Zubehörsatz, Bremsattel</b>							
1.2 (E4MF)	74	07/10→		→ 09/13		24.0101-3803.2 260101	TRW
1.2 TCe 100 (E4MA)	75	02/11→					
1.6 (E4MB, E4MC)	98	07/10→					
<b>Bremsschlauch</b>							
1.2 (E4MF)	74	07/10→	←	→ 09/13	2	24.5111-0411.3 331394	L= 410
1.2 TCe 100 (E4MA)	75	02/11→	→	→ 09/13	2	24.5239-0165.3 330606	L= 165
1.6 (E4MB, E4MC)	98	07/10→					
<b>RENAULT - ZOE (BFM_) 06/12→</b>							
<b>Bremssattel</b>							
ZOE	65	06/12→	←	☐		24.3541-1849.5 240707	TRW Ø 54 - Halter
ZOE	68	09/16→	←	☐		24.3541-1850.5 240708	TRW Ø 54 - Halter
<b>ROVER - 45 Schrägheck (RT) 02/00→05/05</b>							
<b>Bremssattel</b>							
1.4	76	02/00→05/05	←	☐; V		24.3541-1813.5 240381	TRW Ø 54 - Halter
1.6	80	02/00→05/05	←	☐; V		24.3541-1814.5 240382	TRW Ø 54 - Halter
1.8	86	02/00→05/05					
2.0 iDT	74	02/00→05/05					
2.0 iDT	83	01/04→05/05					
2.0 V6	110	02/00→05/05					










	kw			 	! #			
<b>ROVER - 45 Stufenheck (RT) 02/00→05/05</b>								
 <b>Bremssattel</b>								
1.4	76	02/00→05/05	←	☐; V		24.3541-1813.5	240381	TRW Ø 54 - Halter
1.6	80	02/00→05/05						
1.8	86	02/00→05/05	←	☐; V		24.3541-1814.5	240382	TRW Ø 54 - Halter
2.0 iDT	74	02/00→05/05						
2.0 iDT	83	01/04→05/05						
2.0 V6	110	02/00→05/05						
<b>ROVER - 75 (RJ) 02/99→10/05</b>								
 <b>Bremssattel</b>								
1.8	88	02/99→05/05	←	☐		24.3571-9871.5	240693	ATE Ø 57 - Halter
1.8 Turbo	110	05/03→05/05						
2.0 CDT	85	02/99→05/05	→	☐		11.9361-9961.2	220855	ATE Ø 36 - Halter
2.0 CDTi	96	02/03→05/05						
2.0 V6	110	02/99→05/05	→	☐		11.9361-9962.2	220856	ATE Ø 36 - Halter
2.5 V6	129	02/99→10/01						
2.5 V6	130	10/01→05/05						
<b>Führungshülzensatz, Bremssattel</b>								
1.8	88	02/99→05/05	←			11.0101-5407.2	260011	ATE
1.8 Turbo	110	05/03→05/05						
2.0 CDT	85	02/99→05/05						
2.0 CDTi	96	02/03→05/05						
2.0 V6	110	02/99→05/05						
2.5 V6	129	02/99→10/01						
2.5 V6	130	10/01→05/05						
<b>Führungsbolzen, Bremssattel</b>								
1.8	88	02/99→05/05			2	11.8171-0008.1	990049	ATE
1.8 Turbo	110	05/03→05/05						
2.0 CDT	85	02/99→05/05						
2.0 CDTi	96	02/03→05/05						
2.0 V6	110	02/99→05/05						
2.5 V6	129	02/99→10/01						
2.5 V6	130	10/01→05/05						
<b>ROVER - 75 Tourer (RJ) 08/01→06/06</b>								
 <b>Bremssattel</b>								
1.8	88	08/01→05/05	←	☐		24.3571-9871.5	240693	ATE Ø 57 - Halter
1.8 Turbo	110	05/03→05/05						
2.0 CDT	85	08/01→05/05	→	☐		11.9361-9961.2	220855	ATE Ø 36 - Halter
2.0 CDTi	96	02/03→05/05						
2.0 V6	110	08/01→05/05	→	☐		11.9361-9962.2	220856	ATE Ø 36 - Halter
2.5 V6	130	08/01→05/05						
<b>Führungshülzensatz, Bremssattel</b>								
1.8	88	08/01→05/05	←			11.0101-5407.2	260011	ATE
1.8 Turbo	110	05/03→05/05						
2.0 CDT	85	08/01→05/05						
2.0 CDTi	96	02/03→05/05						
2.0 V6	110	08/01→05/05						
2.5 V6	130	08/01→05/05						
<b>Führungsbolzen, Bremssattel</b>								
1.8	88	08/01→05/05			2	11.8171-0008.1	990049	ATE
1.8 Turbo	110	05/03→05/05						
2.0 CDT	85	08/01→05/05						
2.0 CDTi	96	02/03→05/05						
2.0 V6	110	08/01→05/05						
2.5 V6	130	08/01→05/05						
<b>ROVER - 200 Cabriolet (XW) 04/90→11/99</b>								
 <b>Bremssattel</b>								
214 1.4	66	01/92→11/99	←	☐; → 10/95; + ABS		24.3541-1813.5	240381	TRW Ø 54 - Halter
214 1.4i 16V	76	01/93→11/99						
216 1.6i	90	01/92→11/99	←	☐; → 10/95; + ABS		24.3541-1814.5	240382	TRW Ø 54 - Halter
<b>ROVER - 200 Coupe (XW) 10/92→06/99</b>								
 <b>Bremssattel</b>								
216	82	01/96→12/97	←	☐		24.3541-1813.5	240381	TRW Ø 54 - Halter
			←	☐		24.3541-1814.5	240382	TRW Ø 54 - Halter
			→	☐; + ABS		24.3304-1701.5	240113	TRW Ø 30 - Halter
			→	☐; + ABS		24.3304-1702.5	240114	TRW Ø 30 - Halter
216	90	10/92→06/99	←	☐; → 10/95; + ABS		24.3541-1813.5	240381	TRW Ø 54 - Halter
220 GSi	100	05/94→06/99						
			←	☐; → 10/95; + ABS		24.3541-1814.5	240382	TRW Ø 54 - Halter
↓								

	kW			 	! #		
<b>ROVER - 200 Coupe (XW) 10/92→06/99</b>							
 <b>Bremssattel</b>							
220 Turbo	147	10/92→06/99	←	☐; 01/93→ 10/95; + ABS	24.3541-1813.5	240381	TRW Ø 54 - Halter
			←	☐; 01/93→ 10/95; + ABS	24.3541-1814.5	240382	TRW Ø 54 - Halter
<b>ROVER - 200 Schrägheck (RF) 11/95→11/00</b>							
 <b>Bremssattel</b>							
211	44	01/98→03/00	←	☐	24.3541-1813.5	240381	TRW Ø 54 - Halter
214 Si	76	11/95→03/00	←	☐	24.3541-1814.5	240382	TRW Ø 54 - Halter
218 Si	88	08/99→03/00	→	☐; + ABS	24.3304-1701.5	240113	TRW Ø 30 - Halter
			→	☐; + ABS	24.3304-1702.5	240114	TRW Ø 30 - Halter
214 i	55	11/95→03/00	←	☐; 01/96→	24.3541-1813.5	240381	TRW Ø 54 - Halter
220 D/SD	63	11/95→03/00	←	☐; 01/96→	24.3541-1814.5	240382	TRW Ø 54 - Halter
			→	☐; 01/96→; + ABS	24.3304-1701.5	240113	TRW Ø 30 - Halter
			→	☐; 01/96→; + ABS	24.3304-1702.5	240114	TRW Ø 30 - Halter
216 Si	82	11/95→06/99	←	☐	24.3541-1813.5	240381	TRW Ø 54 - Halter
			←	☐	24.3541-1814.5	240382	TRW Ø 54 - Halter
			→	☐; 01/96→; + ABS	24.3304-1701.5	240113	TRW Ø 30 - Halter
			→	☐; 01/96→; + ABS	24.3304-1702.5	240114	TRW Ø 30 - Halter
218 K Vi	107	11/95→03/00	←	☐; 01/96→	24.3541-1813.5	240381	TRW Ø 54 - Halter
			←	☐; 01/96→	24.3541-1814.5	240382	TRW Ø 54 - Halter
			→	☐; 01/97→; + ABS	24.3304-1701.5	240113	TRW Ø 30 - Halter
			→	☐; 01/97→; + ABS	24.3304-1702.5	240114	TRW Ø 30 - Halter
220 SDi	77	11/95→03/00	←	☐; 01/96→; + ABS	24.3541-1813.5	240381	TRW Ø 54 - Halter
			←	☐; 01/96→; + ABS	24.3541-1814.5	240382	TRW Ø 54 - Halter
			→	☐; 01/96→; + ABS	24.3304-1701.5	240113	TRW Ø 30 - Halter
			→	☐; 01/96→; + ABS	24.3304-1702.5	240114	TRW Ø 30 - Halter
<b>ROVER - 200 Schrägheck (XW) 10/89→12/95</b>							
 <b>Bremssattel</b>							
214	55	09/93→12/95	←	☐; + ABS	24.3541-1813.5	240381	TRW Ø 54 - Halter
214 GSi/Si	70	01/90→10/95	←	☐; + ABS	24.3541-1814.5	240382	TRW Ø 54 - Halter
214 GSi/Si	76	12/92→10/95					
214 Si/Gsi	66	10/89→10/95					
216 GSi	82	01/90→12/95					
216 GSi	85	10/89→10/95					
216 GTi	90	01/90→10/95					
216 GTi	96	09/90→10/95					
218 D	52	09/91→10/95					
218 TD	65	09/91→10/95					
220 GTi	100	01/93→10/95					
220 GTi	103	09/91→10/95					
220 Turbo	147	01/93→12/95					
<b>ROVER - 400 (RT) 05/95→03/00</b>							
 <b>Bremssattel</b>							
414	55	03/96→12/99	←	☐; + ABS	24.3541-1813.5	240381	TRW Ø 54 - Halter
414 Si	76	05/95→03/00	←	☐; + ABS	24.3541-1814.5	240382	TRW Ø 54 - Halter
420 D	63	11/95→03/00					
420 Di	77	05/95→03/00					
420 Si Lux	100	12/95→03/00					
416 Si	82	05/95→03/00	←	☐; 06/95→; + ABS	24.3541-1813.5	240381	TRW Ø 54 - Halter
416 Si	83	05/95→03/00	←	☐; 06/95→; + ABS	24.3541-1814.5	240382	TRW Ø 54 - Halter
416 Si	85	05/95→03/00	←	☐; 06/95→; + ABS	24.3541-1814.5	240382	TRW Ø 54 - Halter
<b>ROVER - 400 (XW) 04/90→04/95</b>							
 <b>Bremssattel</b>							
414	70	01/93→04/95	←	☐; + ABS	24.3541-1813.5	240381	TRW Ø 54 - Halter
414 GSi/Si	66	04/90→04/95	←	☐; + ABS	24.3541-1814.5	240382	TRW Ø 54 - Halter
414 GSi/Si Cat	76	10/92→04/95					
416 GSi	82	04/90→04/95					
416 GSi/GSE	85	04/90→04/95					
416 GTi	90	04/90→04/95					
416 GTi/GTE	96	04/90→04/95					
418 D	49	09/91→04/95					
418 TD	65	09/91→04/95					
420 GSi/SLi/GTi/Vite	100	01/93→04/95					
420 GTi/GSi/Vitesse	103	02/92→04/95					
420 Turbo	147	01/93→04/95					



	kw					! #		
<b>ROVER - 400 Schrägheck (RT) 05/95→03/00</b>								
 <b>Bremssattel</b>								
414	55	03/96→12/97	←	☐; + ABS		24.3541-1813.5	240381	TRW Ø 54 - Halter
414 Si	76	05/95→03/00	←	☐; + ABS		24.3541-1814.5	240382	TRW Ø 54 - Halter
416 Si	83	06/95→03/00	←	☐; + ABS				
416 Si	85	06/95→03/00						
420 D	63	11/95→03/00						
420 Di	77	05/95→03/00						
420 Si Lux	100	12/95→03/00						
416 Si	82	05/95→03/00	←	☐; 06/95→; + ABS		24.3541-1813.5	240381	TRW Ø 54 - Halter
			←	☐; 06/95→; + ABS		24.3541-1814.5	240382	TRW Ø 54 - Halter
<b>ROVER - 400 Tourer (XW) 09/93→11/98</b>								
 <b>Bremssattel</b>								
1.6 i	82	05/94→11/98	←	☐; → 04/95; + ABS		24.3541-1813.5	240381	TRW Ø 54 - Halter
1.6 i	90	05/94→11/98	←	☐; → 04/95; + ABS		24.3541-1814.5	240382	TRW Ø 54 - Halter
1.8 TD	65	09/93→11/98	←	☐; → 04/95; + ABS				
2.0 i	100	05/94→11/98	←	☐; → 04/95; + ABS				
<b>ROVER - 600 (RH) 08/93→10/00</b>								
 <b>Bremssattel</b>								
618 i/Si	85	03/96→02/99	←	☐; passend für Felgengröße [Zoll]: 14		24.3571-1777.5	240749	Ø 57 - Halter
620 i	85	08/93→06/96	←	☐; passend für Felgengröße [Zoll]: 14		24.3571-1778.5	240750	Ø 57 - Halter
620 Sdi	77	05/94→06/99	←	☐; passend für Felgengröße [Zoll]: 14				
620 Si	96	08/93→02/99	←	☐; passend für Felgengröße [Zoll]: 15		24.3571-1785.5	240764	Ø 57 - Halter
620 Ti Vitesse	147	05/94→08/98	←	☐; passend für Felgengröße [Zoll]: 15		24.3571-1786.5	240765	Ø 57 - Halter
623 Si	116	08/93→06/99	←	☐; passend für Felgengröße [Zoll]: 15				
<b>ROVER - COUPE 03/96→11/99</b>								
 <b>Bremssattel</b>								
1.8 16 V	107	03/96→11/99	←	☐		24.3541-1813.5	240381	TRW Ø 54 - Halter
			←	☐		24.3541-1814.5	240382	TRW Ø 54 - Halter
			→	☐; 01/97→; + ABS		24.3304-1701.5	240113	TRW Ø 30 - Halter
			→	☐; 01/97→; + ABS		24.3304-1702.5	240114	TRW Ø 30 - Halter
<b>ROVER - STREETWISE Schrägheck 08/03→05/05</b>								
 <b>Bremssattel</b>								
1.4	62	08/03→05/05	←	☐; + ABS		24.3541-1813.5	240381	TRW Ø 54 - Halter
1.4	76	08/03→05/05	←	☐; + ABS		24.3541-1814.5	240382	TRW Ø 54 - Halter
1.8	86	08/03→05/05	←	☐; + ABS				
2.0 TD	74	08/03→05/05	←	☐; + ABS				
<b>SAAB - 9-3 (YS3D) 02/98→08/03</b>								
 <b>Bremssattel</b>								
2.0 i	96	02/98→09/02	←	☐; → X2020000		24.3571-1761.5	240461	ATE Ø 57 - Halter
2.0 SE Turbo	147	02/98→09/02	←	☐; → 12/98		24.3571-1761.5	240461	ATE Ø 57 - Halter
2.0 Turbo	113	10/98→09/02	←	☐; → X7020000		24.3571-1761.5	240461	ATE Ø 57 - Halter
2.0 Turbo	136	02/98→09/02	←	☐; → X2020000		24.3571-1762.5	240462	ATE Ø 57 - Halter
2.2 TiD	85	02/98→11/00	←	☐; → X7020000		24.3571-1762.5	240462	ATE Ø 57 - Halter
2.3 i	110	02/98→09/02	←	☐; → X2020000		24.3571-1762.5	240462	ATE Ø 57 - Halter
			←	☐; → X7020000		24.3571-1762.5	240462	ATE Ø 57 - Halter
			←	☐; → 12/98		24.3571-1762.5	240462	ATE Ø 57 - Halter
			←	☐; 01/99→		24.3571-1783.5	240751	ATE Ø 57 - Halter
			←	☐; X7020001→		24.3571-1783.5	240751	ATE Ø 57 - Halter
			←	☐; X2020001→		24.3571-1783.5	240751	ATE Ø 57 - Halter
			←	☐; X2020001→		24.3571-1784.5	240752	ATE Ø 57 - Halter
			←	☐; 01/99→		24.3571-1784.5	240752	ATE Ø 57 - Halter
			←	☐; X7020001→		24.3571-1784.5	240752	ATE Ø 57 - Halter
			→	☐		13.2351-0025.2	210210	ATE Ø 35
			→	☐		13.2351-0026.2	210211	ATE Ø 35
2.0 Turbo	110	03/99→09/02	←	☐; X2020001→		24.3571-1783.5	240751	ATE Ø 57 - Halter
			←	☐; X7020001→		24.3571-1783.5	240751	ATE Ø 57 - Halter
			←	☐		24.3571-1783.5	240751	ATE Ø 57 - Halter
			←	☐		24.3571-1784.5	240752	ATE Ø 57 - Halter
			←	☐; X7020001→		24.3571-1784.5	240752	ATE Ø 57 - Halter
			←	☐; X2020001→		24.3571-1784.5	240752	ATE Ø 57 - Halter

	kw			 	! #		
<b>SAAB - 9-3 (YS3D) 02/98→08/03</b>							
<b>Bremssattel</b>							
2.0 Turbo	110	03/99→09/02	→	☐		13.2351-0025.2 210210	ATE Ø 35
			→	☐		13.2351-0026.2 210211	ATE Ø 35
2.0 Turbo	151	10/99→09/02	←	☐		24.3571-1783.5 240751	ATE Ø 57 - Halter
2.2 TiD	92	11/00→09/02	←	☐		24.3571-1784.5 240752	ATE Ø 57 - Halter
			→	☐		13.2351-0025.2 210210	ATE Ø 35
			→	☐		13.2351-0026.2 210211	ATE Ø 35
2.3	169	09/99→01/02	←	☐		24.3571-1783.5 240751	ATE Ø 57 - Halter
2.3 Turbo	165	10/98→09/02	←	☐		24.3571-1784.5 240752	ATE Ø 57 - Halter
<b>Feder, Bremssattel</b>							
2.0 i	96	02/98→09/02	←	→ X7020000	2	11.8116-0292.1 390521	ATE
2.0 SE Turbo	147	02/98→09/02	←	→ X2020000	2	11.8116-0292.1 390521	ATE
2.0 Turbo	113	10/98→09/02	←	→ 12/98	2	11.8116-0292.1 390521	ATE
2.0 Turbo	136	02/98→09/02	←	→ 01/99→	2	11.8116-0292.1 390521	ATE
2.2 TiD	85	02/98→11/00	→	X2020001→	2	11.8116-0292.1 390521	ATE
2.3 i	110	02/98→09/02	→	X7020001→	2	11.8116-0292.1 390521	ATE
2.0 Turbo	110	03/99→09/02	→	X7020001→	2	11.8116-0292.1 390521	ATE
			→	X2020001→	2	11.8116-0292.1 390521	ATE
2.0 Turbo	151	10/99→09/02	→		2	11.8116-0292.1 390521	ATE
2.2 TiD	92	11/00→09/02					
2.3	169	09/99→01/02					
2.3 Turbo	165	10/98→09/02					
<b>Führungshülzensatz, Bremssattel</b>							
2.0 i	96	02/98→09/02	←	X2020001→		11.0101-5407.2 260011	ATE
2.0 SE Turbo	147	02/98→09/02	←	→ 12/98		11.0101-5407.2 260011	ATE
2.0 Turbo	113	10/98→09/02	←	→ 01/99→		11.0101-5407.2 260011	ATE
2.0 Turbo	136	02/98→09/02	←	→ X7020000		11.0101-5407.2 260011	ATE
2.2 TiD	85	02/98→11/00	←	→ X7020001→		11.0101-5407.2 260011	ATE
2.3 i	110	02/98→09/02	←	→ X2020000		11.0101-5407.2 260011	ATE
2.0 Turbo	110	03/99→09/02	←	X2020001→		11.0101-5407.2 260011	ATE
			←	X7020001→		11.0101-5407.2 260011	ATE
2.0 Turbo	151	10/99→09/02	←			11.0101-5407.2 260011	ATE
2.2 TiD	92	11/00→09/02					
2.3	169	09/99→01/02					
2.3 Turbo	165	10/98→09/02					
<b>Führungsbolzen, Bremssattel</b>							
2.0 i	96	02/98→09/02		X7020001→		11.8171-0008.1 990049	ATE
2.0 SE Turbo	147	02/98→09/02		→ X7020000		11.8171-0008.1 990049	ATE
2.0 Turbo	113	10/98→09/02		01/99→		11.8171-0008.1 990049	ATE
2.0 Turbo	136	02/98→09/02		X2020001→		11.8171-0008.1 990049	ATE
2.2 TiD	85	02/98→11/00		→ 12/98		11.8171-0008.1 990049	ATE
2.3 i	110	02/98→09/02		→ X2020000		11.8171-0008.1 990049	ATE
2.0 Turbo	110	03/99→09/02		X7020001→		11.8171-0008.1 990049	ATE
				X2020001→		11.8171-0008.1 990049	ATE
						11.8171-0008.1 990049	ATE
2.0 Turbo	151	10/99→09/02				11.8171-0008.1 990049	ATE
2.2 TiD	92	11/00→09/02					
2.3	169	09/99→01/02					
2.3 Turbo	165	10/98→09/02					
<b>Dichtungssatz, Bremssattel</b>							
2.0 i	96	02/98→09/02	←	01/99→		11.0441-5704.2 250034	ATE
2.0 SE Turbo	147	02/98→09/02	←	X2020001→		11.0441-5704.2 250034	ATE
2.0 Turbo	113	10/98→09/02	←	X7020001→		11.0441-5704.2 250034	ATE
2.0 Turbo	136	02/98→09/02	←			13.0441-3506.2 250052	ATE
2.2 TiD	85	02/98→11/00	→				
2.3 i	110	02/98→09/02	→				
2.0 Turbo	110	03/99→09/02	←			11.0441-5704.2 250034	ATE
↓							



**SAAB - 9-3 (YS3D) 02/98→08/03**

**Dichtungssatz, Bremsattel**

2.0 Turbo	110	03/99→09/02	←	X2020001→	11.0441-5704.2	250034	ATE
			←	X7020001→	11.0441-5704.2	250034	ATE
			→		13.0441-3506.2	250052	ATE
2.0 Turbo 2.2 TiD	151 92	10/99→09/02 11/00→09/02	←		11.0441-5704.2	250034	ATE
			→		13.0441-3506.2	250052	ATE
2.3 2.3 Turbo	169 165	09/99→01/02 10/98→09/02	←		11.0441-5704.2	250034	ATE

**Bremsschlauch**









2.0 i	96	02/98→09/02	←		2	24.5298-0322.3	331314	L= 322
2.0 SE Turbo	147	02/98→09/02	←					
2.0 Turbo	110	03/99→09/02	→	☐		24.5117-0195.3	330565	L= 198
2.0 Turbo	113	10/98→09/02	→	☐		24.5117-0205.3	330669	L= 205
2.0 Turbo	136	02/98→09/02	→	☐				
2.0 Turbo	151	10/99→09/02	→					
2.2 TiD	85	02/98→11/00	→					
2.2 TiD	92	11/00→09/02	→					
2.3	169	09/99→01/02	→					
2.3 i	110	02/98→09/02	→					
2.3 Turbo	165	10/98→09/02	→					

**SAAB - 9-3 (YS3F) 09/02→02/15**

**Bremssattel**









1,8t 2.2 TiD	110 92	09/02→02/15 09/02→02/15	←	☐; 51046734→; → 12/05; passend für Felgengröße [Zoll]: 16	11.9571-9779.2	220657	ATE Ø 57 - Halter
			←	☐; 51046734→; → 12/05; passend für Felgengröße [Zoll]: 16	11.9571-9780.2	220658	ATE Ø 57 - Halter
			←	☐; → 06/12; passend für Felgengröße [Zoll]: 15; nur paarweise austauschen	11.9571-9781.2	220659	ATE Ø 57 - Halter
			←	☐; → 06/12; passend für Felgengröße [Zoll]: 17	11.9576-9945.2	220931	ATE Ø 57 - Halter
			←	☐; → 06/12; passend für Felgengröße [Zoll]: 17	11.9576-9946.2	220932	ATE Ø 57 - Halter
			←	☐; 01/06→ 06/12; passend für Felgengröße [Zoll]: 16	11.9606-9971.2	220589	ATE Ø 60 - Halter
			←	☐; → 06/12; passend für Felgengröße [Zoll]: 16	11.9606-9971.2	220589	ATE Ø 60 - Halter
			←	☐; → 06/12; passend für Felgengröße [Zoll]: 16	11.9606-9972.2	220590	ATE Ø 60 - Halter
			←	☐; 01/06→ 06/12; passend für Felgengröße [Zoll]: 16	11.9606-9972.2	220590	ATE Ø 60 - Halter
			→	☐; → 06/12; passend für Felgengröße [Zoll]: 15; für Bremsscheibendurchmesser [mm]: 278	11.9387-7003.2	220567	ATE Ø 38 - Halter
			→	☐; → 06/12; passend für Felgengröße [Zoll]: 15; für Bremsscheibendurchmesser [mm]: 278	11.9387-7004.2	220568	ATE Ø 38 - Halter
			→	☐; 51049407→; → 06/12; passend für Felgengröße [Zoll]: 16	11.9387-7005.2	220569	ATE Ø 38 - Halter
			→	☐; 51049407→; → 06/12; passend für Felgengröße [Zoll]: 16	11.9387-7006.2	220570	ATE Ø 38 - Halter
			→	☐; → 51049406; passend für Felgengröße [Zoll]: 16	11.9407-7003.2	220835	ATE Ø 40 - Halter
→	☐; → 51049406; passend für Felgengröße [Zoll]: 16	11.9407-7004.2	220836	ATE Ø 40 - Halter			
1,8t BioPower 2.0 t 2.0 t 2.0 t 2.0 Turbo Performance	110 120 162 177 185	01/07→02/15 01/07→02/15 01/11→02/15 05/09→02/15 04/04→02/15	←	☐; → 06/12; passend für Felgengröße [Zoll]: 15; nur paarweise austauschen	11.9571-9781.2	220659	ATE Ø 57 - Halter
			←	☐; → 06/12; passend für Felgengröße [Zoll]: 17	11.9576-9945.2	220931	ATE Ø 57 - Halter
			←	☐; → 06/12; passend für Felgengröße [Zoll]: 17	11.9576-9946.2	220932	ATE Ø 57 - Halter
			←	☐; → 06/12; passend für Felgengröße [Zoll]: 16	11.9606-9971.2	220589	ATE Ø 60 - Halter
			←	☐; → 06/12; passend für Felgengröße [Zoll]: 16	11.9606-9972.2	220590	ATE Ø 60 - Halter
			→	☐; → 06/12; passend für Felgengröße [Zoll]: 15; für Bremsscheibendurchmesser [mm]: 278	11.9387-7003.2	220567	ATE Ø 38 - Halter











	kw			 	! #						
<b>SAAB - 9-3 (YS3F) 09/02→02/15</b>											
 <b>Bremssattel</b>											
1,8t BioPower 2.0 t 2.0 t 2.0 t 2.0 Turbo Performance	110	01/07→02/15	➔	☐; → 06/12; passend für Felgengröße [Zoll]: 15; für Bremsscheibendurchmesser [mm]: 278		<b>11.9387-7004.2</b>	<b>220568</b>	ATE Ø 38 - Halter			
	120	01/07→02/15									
	162	01/11→02/15									
	177	05/09→02/15									
	185	04/04→02/15	➔	☐; 51049407→; → 06/12; passend für Felgengröße [Zoll]: 16		<b>11.9387-7005.2</b>	<b>220569</b>	ATE Ø 38 - Halter			
			➔	☐; 51049407→; → 06/12; passend für Felgengröße [Zoll]: 16		<b>11.9387-7006.2</b>	<b>220570</b>	ATE Ø 38 - Halter			
			➔	☐; → 51049406; passend für Felgengröße [Zoll]: 16		<b>11.9407-7003.2</b>	<b>220835</b>	ATE Ø 40 - Halter			
			➔	☐; → 51049406; passend für Felgengröße [Zoll]: 16		<b>11.9407-7004.2</b>	<b>220836</b>	ATE Ø 40 - Halter			
1,8t BioPower	129	05/09→02/15	←	☐; → 06/12; passend für Felgengröße [Zoll]: 15; nur paarweise austauschen		<b>11.9571-9781.2</b>	<b>220659</b>	ATE Ø 57 - Halter			
			←	☐; → 06/12; passend für Felgengröße [Zoll]: 17		<b>11.9576-9945.2</b>	<b>220931</b>	ATE Ø 57 - Halter			
			←	☐; → 06/12; passend für Felgengröße [Zoll]: 17		<b>11.9576-9946.2</b>	<b>220932</b>	ATE Ø 57 - Halter			
			←	☐; → 06/12; passend für Felgengröße [Zoll]: 16		<b>11.9606-9971.2</b>	<b>220589</b>	ATE Ø 60 - Halter			
			←	☐; → 06/12; passend für Felgengröße [Zoll]: 16		<b>11.9606-9972.2</b>	<b>220590</b>	ATE Ø 60 - Halter			
1.8 i	90	01/04→02/15	←	☐; 51046734→; → 12/05; passend für Felgengröße [Zoll]: 16		<b>11.9571-9779.2</b>	<b>220657</b>	ATE Ø 57 - Halter			
			←	☐; 51046734→; → 12/05; passend für Felgengröße [Zoll]: 16		<b>11.9571-9780.2</b>	<b>220658</b>	ATE Ø 57 - Halter			
			←	☐; 03/04→ 06/12; passend für Felgengröße [Zoll]: 15; nur paarweise austauschen		<b>11.9571-9781.2</b>	<b>220659</b>	ATE Ø 57 - Halter			
			←	☐; 03/04→ 06/12; passend für Felgengröße [Zoll]: 17		<b>11.9576-9945.2</b>	<b>220931</b>	ATE Ø 57 - Halter			
			←	☐; 03/04→ 06/12; passend für Felgengröße [Zoll]: 17		<b>11.9576-9946.2</b>	<b>220932</b>	ATE Ø 57 - Halter			
			←	☐; 01/06→ 06/12; passend für Felgengröße [Zoll]: 16		<b>11.9606-9971.2</b>	<b>220589</b>	ATE Ø 60 - Halter			
			←	☐; 03/04→ 06/12; passend für Felgengröße [Zoll]: 16		<b>11.9606-9971.2</b>	<b>220589</b>	ATE Ø 60 - Halter			
			←	☐; 03/04→ 06/12; passend für Felgengröße [Zoll]: 16		<b>11.9606-9972.2</b>	<b>220590</b>	ATE Ø 60 - Halter			
			←	☐; 01/06→ 06/12; passend für Felgengröße [Zoll]: 16		<b>11.9606-9972.2</b>	<b>220590</b>	ATE Ø 60 - Halter			
			➔	☐; 03/04→ 06/12; passend für Felgengröße [Zoll]: 15; für Bremsscheibendurchmesser [mm]: 278		<b>11.9387-7003.2</b>	<b>220567</b>	ATE Ø 38 - Halter			
			➔	☐; 03/04→ 06/12; passend für Felgengröße [Zoll]: 15; für Bremsscheibendurchmesser [mm]: 278		<b>11.9387-7004.2</b>	<b>220568</b>	ATE Ø 38 - Halter			
			1.9 TiD 1.9 TiD	88 110	09/04→02/15 09/04→02/15	←	☐; 51046734→; → 12/05; passend für Felgengröße [Zoll]: 16		<b>11.9571-9779.2</b>	<b>220657</b>	ATE Ø 57 - Halter
						←	☐; 51046734→; → 12/05; passend für Felgengröße [Zoll]: 16		<b>11.9571-9780.2</b>	<b>220658</b>	ATE Ø 57 - Halter
←	☐; → 06/12; passend für Felgengröße [Zoll]: 15; nur paarweise austauschen					<b>11.9571-9781.2</b>	<b>220659</b>	ATE Ø 57 - Halter			
←	☐; → 06/12; passend für Felgengröße [Zoll]: 17					<b>11.9576-9945.2</b>	<b>220931</b>	ATE Ø 57 - Halter			
←	☐; → 06/12; passend für Felgengröße [Zoll]: 17					<b>11.9576-9946.2</b>	<b>220932</b>	ATE Ø 57 - Halter			
←	☐; 01/06→ 06/12; passend für Felgengröße [Zoll]: 16					<b>11.9606-9971.2</b>	<b>220589</b>	ATE Ø 60 - Halter			
←	☐; → 06/12; passend für Felgengröße [Zoll]: 16					<b>11.9606-9971.2</b>	<b>220589</b>	ATE Ø 60 - Halter			
←	☐; → 06/12; passend für Felgengröße [Zoll]: 16					<b>11.9606-9972.2</b>	<b>220590</b>	ATE Ø 60 - Halter			
←	☐; 01/06→ 06/12; passend für Felgengröße [Zoll]: 16					<b>11.9606-9972.2</b>	<b>220590</b>	ATE Ø 60 - Halter			
➔	☐; → 06/12; passend für Felgengröße [Zoll]: 15; für Bremsscheibendurchmesser [mm]: 278					<b>11.9387-7003.2</b>	<b>220567</b>	ATE Ø 38 - Halter			

↓










	kw			 	! #		
<b>SAAB - 9-3 (YS3F) 09/02→02/15</b>							
 <b>Bremssattel</b>							
1.9 TiD 1.9 TiD	88 110	09/04→02/15 09/04→02/15	➔	☐; → 06/12; passend für Felgengröße [Zoll]: 15; für Bremsscheibendurchmesser [mm]: 278		11.9387-7004.2 220568	ATE Ø 38 - Halter
1.9 TTiD 1.9 TTiD 1.9 TTiD	96 118 132	12/07→02/15 12/07→02/15 12/07→02/15	➔	☐; → 06/12; passend für Felgengröße [Zoll]: 15; nur paarweise austauschen		11.9571-9781.2 220659	ATE Ø 57 - Halter
			➔	☐; → 06/12; passend für Felgengröße [Zoll]: 17		11.9576-9945.2 220931	ATE Ø 57 - Halter
			➔	☐; → 06/12; passend für Felgengröße [Zoll]: 17		11.9576-9946.2 220932	ATE Ø 57 - Halter
			➔	☐; → 06/12; passend für Felgengröße [Zoll]: 16		11.9606-9971.2 220589	ATE Ø 60 - Halter
			➔	☐; → 06/12; passend für Felgengröße [Zoll]: 16		11.9606-9972.2 220590	ATE Ø 60 - Halter
			➔	☐; → 06/12; passend für Felgengröße [Zoll]: 15; für Bremsscheibendurchmesser [mm]: 278		11.9387-7003.2 220567	ATE Ø 38 - Halter
			➔	☐; → 06/12; passend für Felgengröße [Zoll]: 15; für Bremsscheibendurchmesser [mm]: 278		11.9387-7004.2 220568	ATE Ø 38 - Halter
			2.0 t	129	09/02→02/15	➔	☐; 51046734→; → 12/05; passend für Felgengröße [Zoll]: 16
➔	☐; 51046734→; → 12/05; passend für Felgengröße [Zoll]: 16					11.9571-9780.2 220658	ATE Ø 57 - Halter
➔	☐; → 06/12; passend für Felgengröße [Zoll]: 15; nur paarweise austauschen					11.9571-9781.2 220659	ATE Ø 57 - Halter
➔	☐; → 06/12; passend für Felgengröße [Zoll]: 17					11.9576-9945.2 220931	ATE Ø 57 - Halter
➔	☐; → 06/12; passend für Felgengröße [Zoll]: 17					11.9576-9946.2 220932	ATE Ø 57 - Halter
➔	☐; → 06/12; passend für Felgengröße [Zoll]: 16					11.9606-9971.2 220589	ATE Ø 60 - Halter
➔	☐; 01/06→ 06/12; passend für Felgengröße [Zoll]: 16					11.9606-9971.2 220589	ATE Ø 60 - Halter
➔	☐; 01/06→ 06/12; passend für Felgengröße [Zoll]: 16					11.9606-9972.2 220590	ATE Ø 60 - Halter
➔	☐; → 06/12; passend für Felgengröße [Zoll]: 16					11.9606-9972.2 220590	ATE Ø 60 - Halter
➔	☐; → 06/12; passend für Felgengröße [Zoll]: 15; für Bremsscheibendurchmesser [mm]: 278					11.9387-7003.2 220567	ATE Ø 38 - Halter
➔	☐; → 06/12; passend für Felgengröße [Zoll]: 15; für Bremsscheibendurchmesser [mm]: 278					11.9387-7004.2 220568	ATE Ø 38 - Halter
➔	☐; 51049407→; → 06/12; passend für Felgengröße [Zoll]: 16					11.9387-7005.2 220569	ATE Ø 38 - Halter
➔	☐; 51049407→; → 06/12; passend für Felgengröße [Zoll]: 16					11.9387-7006.2 220570	ATE Ø 38 - Halter
➔	☐; 09/03→; → 51049406; passend für Felgengröße [Zoll]: 16					11.9407-7003.2 220835	ATE Ø 40 - Halter
➔	☐; → 51049406; passend für Felgengröße [Zoll]: 16					11.9407-7003.2 220835	ATE Ø 40 - Halter
➔	☐; 09/03→; → 51049406; passend für Felgengröße [Zoll]: 16					11.9407-7004.2 220836	ATE Ø 40 - Halter
➔	☐; → 51049406; passend für Felgengröße [Zoll]: 16		11.9407-7004.2 220836	ATE Ø 40 - Halter			
2.0 t	154	09/02→02/15	➔	☐; 51046734→; → 12/05; passend für Felgengröße [Zoll]: 16		11.9571-9779.2 220657	ATE Ø 57 - Halter
			➔	☐; 51046734→; → 12/05; passend für Felgengröße [Zoll]: 16		11.9571-9780.2 220658	ATE Ø 57 - Halter
			➔	☐; → 41039807; passend für Felgengröße [Zoll]: 16		11.9606-9971.2 220589	ATE Ø 60 - Halter
			➔	☐; 01/06→ 06/12; passend für Felgengröße [Zoll]: 16		11.9606-9971.2 220589	ATE Ø 60 - Halter
			➔	☐; 01/06→ 06/12; passend für Felgengröße [Zoll]: 16		11.9606-9972.2 220590	ATE Ø 60 - Halter
			➔	☐; → 41039807; passend für Felgengröße [Zoll]: 16		11.9606-9972.2 220590	ATE Ø 60 - Halter








	kw			 	! #					
<b>SAAB - 9-3 (YS3F) 09/02→02/15</b>										
 <b>Bremssattel</b>										
2.0 t	154	09/02→02/15	➔	☐; → 06/12; passend für Felgengröße [Zoll]: 15; für Bremsscheibendurchmesser [mm]: 278	11.9387-7003.2	220567	ATE Ø 38 - Halter			
			➔	☐; → 06/12; passend für Felgengröße [Zoll]: 15; für Bremsscheibendurchmesser [mm]: 278	11.9387-7004.2	220568	ATE Ø 38 - Halter			
			➔	☐; 51049407→; → 06/12; passend für Felgengröße [Zoll]: 16	11.9387-7005.2	220569	ATE Ø 38 - Halter			
			➔	☐; 51049407→; → 06/12; passend für Felgengröße [Zoll]: 16	11.9387-7006.2	220570	ATE Ø 38 - Halter			
			➔	☐; → 51049406; passend für Felgengröße [Zoll]: 16	11.9407-7003.2	220835	ATE Ø 40 - Halter			
			➔	☐; → 51049406; passend für Felgengröße [Zoll]: 16	11.9407-7004.2	220836	ATE Ø 40 - Halter			
2.0 t BioPower 2.0 t BioPower 2.0 t Bio Power	129 145 120	01/07→02/15 06/07→02/15 01/07→02/15	←	☐; → 06/12; passend für Felgengröße [Zoll]: 17	11.9576-9945.2	220931	ATE Ø 57 - Halter			
			←	☐; → 06/12; passend für Felgengröße [Zoll]: 17	11.9576-9946.2	220932	ATE Ø 57 - Halter			
			←	☐; → 06/12; passend für Felgengröße [Zoll]: 16	11.9606-9971.2	220589	ATE Ø 60 - Halter			
			←	☐; → 06/12; passend für Felgengröße [Zoll]: 16	11.9606-9972.2	220590	ATE Ø 60 - Halter			
			➔	☐; → 06/12; passend für Felgengröße [Zoll]: 15; für Bremsscheibendurchmesser [mm]: 278	11.9387-7003.2	220567	ATE Ø 38 - Halter			
			➔	☐; → 06/12; passend für Felgengröße [Zoll]: 15; für Bremsscheibendurchmesser [mm]: 278	11.9387-7004.2	220568	ATE Ø 38 - Halter			
			➔	☐; 51049407→; → 06/12; passend für Felgengröße [Zoll]: 16	11.9387-7005.2	220569	ATE Ø 38 - Halter			
			➔	☐; 51049407→; → 06/12; passend für Felgengröße [Zoll]: 16	11.9387-7006.2	220570	ATE Ø 38 - Halter			
			➔	☐; → 51049406; passend für Felgengröße [Zoll]: 16	11.9407-7003.2	220835	ATE Ø 40 - Halter			
			➔	☐; → 51049406; passend für Felgengröße [Zoll]: 16	11.9407-7004.2	220836	ATE Ø 40 - Halter			
2.0 t BioPower XWD 2.0 t BioPower XWD 2.0 t BioPower XWD 2.0 t XWD 2.0 t XWD 2.0 t XWD	120 154 162 120 162 177	01/08→02/15 01/08→02/15 01/08→02/15 01/07→02/15 01/08→02/15 05/09→02/15	←	☐; → 06/12; passend für Felgengröße [Zoll]: 17	11.9576-9945.2	220931	ATE Ø 57 - Halter			
			←	☐; → 06/12; passend für Felgengröße [Zoll]: 17	11.9576-9946.2	220932	ATE Ø 57 - Halter			
			←	☐; → 06/12; passend für Felgengröße [Zoll]: 16	11.9606-9971.2	220589	ATE Ø 60 - Halter			
			←	☐; → 06/12; passend für Felgengröße [Zoll]: 16	11.9606-9972.2	220590	ATE Ø 60 - Halter			
			➔	☐; 51049407→; → 06/12; passend für Felgengröße [Zoll]: 16	11.9387-7005.2	220569	ATE Ø 38 - Halter			
			➔	☐; 51049407→; → 06/12; passend für Felgengröße [Zoll]: 16	11.9387-7006.2	220570	ATE Ø 38 - Halter			
			➔	☐; → 51049406; passend für Felgengröße [Zoll]: 16	11.9407-7003.2	220835	ATE Ø 40 - Halter			
			➔	☐; → 51049406; passend für Felgengröße [Zoll]: 16	11.9407-7004.2	220836	ATE Ø 40 - Halter			
			2.0 Turbo XWD	154	01/08→02/15	←	☐; → 06/12; passend für Felgengröße [Zoll]: 16	11.9606-9971.2	220589	ATE Ø 60 - Halter
						←	☐; → 41039807; passend für Felgengröße [Zoll]: 16	11.9606-9971.2	220589	ATE Ø 60 - Halter
←	☐; → 41039807; passend für Felgengröße [Zoll]: 16	11.9606-9972.2				220590	ATE Ø 60 - Halter			
←	☐; → 06/12; passend für Felgengröße [Zoll]: 16	11.9606-9972.2				220590	ATE Ø 60 - Halter			
➔	☐; → 06/12; passend für Felgengröße [Zoll]: 15; für Bremsscheibendurchmesser [mm]: 278	11.9387-7003.2				220567	ATE Ø 38 - Halter			
➔	☐; → 06/12; passend für Felgengröße [Zoll]: 15; für Bremsscheibendurchmesser [mm]: 278	11.9387-7004.2				220568	ATE Ø 38 - Halter			
➔	☐; 51049407→; → 06/12; passend für Felgengröße [Zoll]: 16	11.9387-7005.2				220569	ATE Ø 38 - Halter			

↓

















	kw			 	! #		
<b>SAAB - 9-3 (YS3F) 09/02→02/15</b>							
<b>Bremssattel</b>							
2.0 Turbo XWD	154	01/08→02/15	➔	☐; 51049407→; → 06/12; passend für Felgengröße [Zoll]: 16	2	11.9387-7006.2 220570	ATE Ø 38 - Halter
			➔	☐; → 51049406; passend für Felgengröße [Zoll]: 16	2	11.9407-7003.2 220835	ATE Ø 40 - Halter
			➔	☐; → 51049406; passend für Felgengröße [Zoll]: 16	2	11.9407-7004.2 220836	ATE Ø 40 - Halter
2.8 Turbo V6 2.8 Turbo V6	169 188	03/05→02/15 12/07→02/15	➔	☐; 04/08→ 06/12; passend für Felgengröße [Zoll]: 17	2	11.9576-9945.2 220931	ATE Ø 57 - Halter
			➔	☐; 04/08→ 06/12; passend für Felgengröße [Zoll]: 17	2	11.9576-9946.2 220932	ATE Ø 57 - Halter
			➔	☐; 04/08→ 06/12; passend für Felgengröße [Zoll]: 16	2	11.9606-9971.2 220589	ATE Ø 60 - Halter
			➔	☐; 04/08→ 06/12; passend für Felgengröße [Zoll]: 16	2	11.9606-9972.2 220590	ATE Ø 60 - Halter
			➔	☐; 04/08→ 06/12; passend für Felgengröße [Zoll]: 16	2	11.9387-7005.2 220569	ATE Ø 38 - Halter
			➔	☐; 04/08→ 06/12; passend für Felgengröße [Zoll]: 16	2	11.9387-7006.2 220570	ATE Ø 38 - Halter
2.8 Turbo V6	184	03/05→02/15	➔	☐; → 12/05; passend für Felgengröße [Zoll]: 16	2	11.9571-9779.2 220657	ATE Ø 57 - Halter
			➔	☐; → 12/05; passend für Felgengröße [Zoll]: 16	2	11.9571-9780.2 220658	ATE Ø 57 - Halter
			➔	☐; → 06/12; passend für Felgengröße [Zoll]: 17	2	11.9576-9945.2 220931	ATE Ø 57 - Halter
			➔	☐; → 06/12; passend für Felgengröße [Zoll]: 17	2	11.9576-9946.2 220932	ATE Ø 57 - Halter
			➔	☐; 01/06→ 06/12; passend für Felgengröße [Zoll]: 16	2	11.9606-9971.2 220589	ATE Ø 60 - Halter
			➔	☐; 01/06→ 06/12; passend für Felgengröße [Zoll]: 16	2	11.9606-9972.2 220590	ATE Ø 60 - Halter
			➔	☐; → 06/12; passend für Felgengröße [Zoll]: 16	2	11.9387-7005.2 220569	ATE Ø 38 - Halter
			➔	☐; → 06/12; passend für Felgengröße [Zoll]: 16	2	11.9387-7006.2 220570	ATE Ø 38 - Halter
2.8 Turbo V6 2.8 Turbo V6 2.8 Turbo V6 XWD	203 206 206	04/08→02/15 05/08→02/15 05/08→02/15	➔	☐; → 06/12; passend für Felgengröße [Zoll]: 17	2	11.9576-9945.2 220931	ATE Ø 57 - Halter
			➔	☐; → 06/12; passend für Felgengröße [Zoll]: 17	2	11.9576-9946.2 220932	ATE Ø 57 - Halter
			➔	☐; → 06/12; passend für Felgengröße [Zoll]: 16	2	11.9606-9971.2 220589	ATE Ø 60 - Halter
			➔	☐; → 06/12; passend für Felgengröße [Zoll]: 16	2	11.9606-9972.2 220590	ATE Ø 60 - Halter
			➔	☐; → 06/12; passend für Felgengröße [Zoll]: 16	2	11.9387-7005.2 220569	ATE Ø 38 - Halter
			➔	☐; → 06/12; passend für Felgengröße [Zoll]: 16	2	11.9387-7006.2 220570	ATE Ø 38 - Halter
<b>Bremssattelachssatz</b>							
2.0 t 2.0 Turbo XWD	154 154	09/02→02/15 01/08→02/15	➔	41039808→ 51046733; passend für Felgengröße [Zoll]: 16	2	11.0530-0004.2 220933	ATE Ø 57 - Halter
			➔	41022028→ 51046733; passend für Felgengröße [Zoll]: 16	2	11.0530-0004.2 220933	ATE Ø 57 - Halter
2.0 t 2.0 Turbo Performance	177 185	05/09→02/15 04/04→02/15	➔	→ 51046733; passend für Felgengröße [Zoll]: 16	2	11.0530-0004.2 220933	ATE Ø 57 - Halter
<b>Halter, Bremssattel</b>							
1.8t 1.8t BioPower 1.9 TiD 1.9 TiD 1.9 TTiD 1.9 TTiD 1.9 TTiD 2.0 t 2.0 t 2.0 t 2.0 t 2.0 t BioPower 2.0 t BioPower 2.0 t Bio Power 2.0 Turbo Performance 2.0 Turbo XWD 2.2 TiD	110 110 88 110 96 118 132 120 129 154 162 177 129 145 120 185 154 92	09/02→02/15 01/07→02/15 09/04→02/15 09/04→02/15 12/07→02/15 12/07→02/15 12/07→02/15 01/07→02/15 09/02→02/15 09/02→02/15 01/11→02/15 05/09→02/15 01/07→02/15 06/07→02/15 01/07→02/15 04/04→02/15 01/08→02/15 09/02→02/15	➔	→ 06/12; passend für Felgengröße [Zoll]: 15; für Bremsscheibendurchmesser [mm]: 278		11.8170-0633.1 260117	ATE
↓							
















	kw			 	! #		
<b>SAAB - 9-3 (YS3F) 09/02→02/15</b>							
<b>Halter, Bremsattel</b>							
1.8 i	90	01/04→02/15	➡	03/04→ 06/12; passend für Felgengröße [Zoll]: 15; für Bremsscheibendurchmesser [mm]: 278		11.8170-0633.1 260117	ATE
<b>Feder, Bremsattel</b>							
1.8t 2.2 TiD	110 92	09/02→02/15 09/02→02/15	←	→ 06/12; passend für Felgengröße [Zoll]: 15	2	11.8116-0295.2 390524	ATE
			←	→ 06/12	2	11.8116-0356.1 390586	ATE
			←	→ 06/12	2	11.8116-0345.2 390596	ATE
			←	→ 06/12	2	11.8116-0410.2 390589	ATE
			←	01/06→ 06/12	2	11.8116-0345.2 390596	ATE
			←	51046734→; → 12/05	2	11.8116-0356.1 390586	ATE
			➡	→ 51049406	2	11.8116-0340.1 390595	ATE
			➡	51049407→; → 06/12; passend für Felgengröße [Zoll]: 16	2	11.8116-0340.1 390595	ATE
			➡	→ 06/12; passend für Felgengröße [Zoll]: 15	2	11.8116-0340.1 390595	ATE
1.8t BioPower 2.0 t 2.0 t	110 120 162	01/07→02/15 01/07→02/15 01/11→02/15	←	→ 06/12; passend für Felgengröße [Zoll]: 15	2	11.8116-0295.2 390524	ATE
			←	→ 06/12	2	11.8116-0356.1 390586	ATE
			←	→ 06/12	2	11.8116-0345.2 390596	ATE
			←	→ 06/12	2	11.8116-0410.2 390589	ATE
			➡	51049407→; → 06/12; passend für Felgengröße [Zoll]: 16	2	11.8116-0340.1 390595	ATE
			➡	→ 51049406	2	11.8116-0340.1 390595	ATE
			➡	→ 06/12; passend für Felgengröße [Zoll]: 15	2	11.8116-0340.1 390595	ATE
1.8t BioPower	129	05/09→02/15	←	→ 06/12; passend für Felgengröße [Zoll]: 15	2	11.8116-0295.2 390524	ATE
			←	→ 06/12	2	11.8116-0356.1 390586	ATE
			←	→ 06/12	2	11.8116-0345.2 390596	ATE
			←	→ 06/12	2	11.8116-0410.2 390589	ATE
1.8 i	90	01/04→02/15	←	03/04→ 06/12; passend für Felgengröße [Zoll]: 15	2	11.8116-0295.2 390524	ATE
			←	03/04→ 06/12	2	11.8116-0356.1 390586	ATE
			←	03/04→ 06/12	2	11.8116-0345.2 390596	ATE
			←	03/04→ 06/12	2	11.8116-0410.2 390589	ATE
			←	01/06→ 06/12	2	11.8116-0345.2 390596	ATE
			←	51046734→; → 12/05	2	11.8116-0356.1 390586	ATE
			➡	03/04→ 06/12; passend für Felgengröße [Zoll]: 15	2	11.8116-0340.1 390595	ATE
1.9 TiD 1.9 TiD	88 110	09/04→02/15 09/04→02/15	←	→ 06/12; passend für Felgengröße [Zoll]: 15	2	11.8116-0295.2 390524	ATE
			←	→ 06/12	2	11.8116-0356.1 390586	ATE
			←	→ 06/12	2	11.8116-0345.2 390596	ATE
			←	→ 06/12	2	11.8116-0410.2 390589	ATE
			←	01/06→ 06/12	2	11.8116-0345.2 390596	ATE
			←	51046734→; → 12/05	2	11.8116-0356.1 390586	ATE
			➡	→ 06/12; passend für Felgengröße [Zoll]: 15	2	11.8116-0340.1 390595	ATE
1.9 TTiD 1.9 TTiD 1.9 TTiD	96 118 132	12/07→02/15 12/07→02/15 12/07→02/15	←	→ 06/12; passend für Felgengröße [Zoll]: 15	2	11.8116-0295.2 390524	ATE
			←	→ 06/12	2	11.8116-0356.1 390586	ATE
			←	→ 06/12	2	11.8116-0345.2 390596	ATE
			←	→ 06/12	2	11.8116-0410.2 390589	ATE
			➡	→ 06/12; passend für Felgengröße [Zoll]: 15	2	11.8116-0340.1 390595	ATE
2.0 t	129	09/02→02/15	←	→ 06/12; passend für Felgengröße [Zoll]: 15	2	11.8116-0295.2 390524	ATE
			←	→ 06/12	2	11.8116-0356.1 390586	ATE
			←	01/06→ 06/12	2	11.8116-0345.2 390596	ATE
			←	→ 06/12	2	11.8116-0345.2 390596	ATE
			←	→ 06/12	2	11.8116-0410.2 390589	ATE
			←	51046734→; → 12/05	2	11.8116-0356.1 390586	ATE
			➡	09/03→; → 51049406	2	11.8116-0340.1 390595	ATE
			➡	51049407→; → 06/12; passend für Felgengröße [Zoll]: 16	2	11.8116-0340.1 390595	ATE
			➡	→ 06/12; passend für Felgengröße [Zoll]: 15	2	11.8116-0340.1 390595	ATE
			➡	→ 51049406	2	11.8116-0340.1 390595	ATE
↓							



	kw			 	! #			
<b>SAAB - 9-3 (YS3F) 09/02→02/15</b>								
<b>Feder, Bremssattel</b>								
2.0 t	154	09/02→02/15	←	41039808→ 51046733	2	11.8116-0325.2	390461	ATE
			←	41022028→ 51046733	2	11.8116-0325.2	390461	ATE
			←	→ 41039807	2	11.8116-0345.2	390596	ATE
			←	01/06→ 06/12	2	11.8116-0345.2	390596	ATE
			←	51046734→; → 12/05	2	11.8116-0356.1	390586	ATE
			→	51049407→; → 06/12; passend für Felgengröße [Zoll]: 16	2	11.8116-0340.1	390595	ATE
			→	→ 51049406	2	11.8116-0340.1	390595	ATE
			→	→ 06/12; passend für Felgengröße [Zoll]: 15	2	11.8116-0340.1	390595	ATE
2.0 t 2.0 Turbo Performance	177 185	05/09→02/15 04/04→02/15	←	→ 06/12; passend für Felgengröße [Zoll]: 15	2	11.8116-0295.2	390524	ATE
			←	→ 51046733	2	11.8116-0325.2	390461	ATE
			←	→ 06/12	2	11.8116-0345.2	390596	ATE
			←	→ 06/12	2	11.8116-0410.2	390589	ATE
			→	→ 51049406	2	11.8116-0340.1	390595	ATE
			→	51049407→; → 06/12; passend für Felgengröße [Zoll]: 16	2	11.8116-0340.1	390595	ATE
			→	→ 06/12; passend für Felgengröße [Zoll]: 15	2	11.8116-0340.1	390595	ATE
2.0 t BioPower 2.0 t BioPower 2.0 t Bio Power	129 145 120	01/07→02/15 06/07→02/15 01/07→02/15	←	→ 06/12	2	11.8116-0345.2	390596	ATE
			←	→ 06/12	2	11.8116-0410.2	390589	ATE
			→	51049407→; → 06/12; passend für Felgengröße [Zoll]: 16	2	11.8116-0340.1	390595	ATE
			→	→ 51049406	2	11.8116-0340.1	390595	ATE
2.0 t BioPower XWD 2.0 t BioPower XWD 2.0 t BioPower XWD 2.0 t XWD 2.0 t XWD 2.0 t XWD 2.0 t XWD	120 154 162 120 162 177	01/08→02/15 01/08→02/15 01/08→02/15 01/07→02/15 01/08→02/15 05/09→02/15	←	→ 06/12	2	11.8116-0345.2	390596	ATE
			←	→ 06/12	2	11.8116-0410.2	390589	ATE
			→	→ 51049406	2	11.8116-0340.1	390595	ATE
			→	51049407→; → 06/12; passend für Felgengröße [Zoll]: 16	2	11.8116-0340.1	390595	ATE
			←	41022028→ 51046733	2	11.8116-0325.2	390461	ATE
			←	41039808→ 51046733	2	11.8116-0325.2	390461	ATE
			←	→ 06/12	2	11.8116-0345.2	390596	ATE
2.0 Turbo XWD	154	01/08→02/15	←	→ 41039807	2	11.8116-0345.2	390596	ATE
			→	→ 51049406	2	11.8116-0340.1	390595	ATE
			→	51049407→; → 06/12; passend für Felgengröße [Zoll]: 16	2	11.8116-0340.1	390595	ATE
			→	→ 06/12; passend für Felgengröße [Zoll]: 15	2	11.8116-0340.1	390595	ATE
			←	04/08→ 06/12	2	11.8116-0345.2	390596	ATE
			←	12/07→02/15	2	11.8116-0410.2	390589	ATE
			→	04/08→ 06/12; passend für Felgengröße [Zoll]: 16	2	11.8116-0340.1	390595	ATE
2.8 Turbo V6	184	03/05→02/15	←	01/06→ 06/12	2	11.8116-0345.2	390596	ATE
			←	→ 12/05	2	11.8116-0356.1	390586	ATE
			←	→ 06/12	2	11.8116-0410.2	390589	ATE
			→	→ 06/12; passend für Felgengröße [Zoll]: 16	2	11.8116-0340.1	390595	ATE
			←	→ 06/12	2	11.8116-0345.2	390596	ATE
2.8 Turbo V6 2.8 Turbo V6 2.8 Turbo V6 XWD	203 206 206	04/08→02/15 05/08→02/15 05/08→02/15	←	→ 06/12	2	11.8116-0410.2	390589	ATE
			←	→ 06/12	2	11.8116-0345.2	390596	ATE
			→	→ 06/12; passend für Felgengröße [Zoll]: 16	2	11.8116-0340.1	390595	ATE
<b>Führungshülzensatz, Bremssattel</b>								
1,8t 2.2 TiD	110 92	09/02→02/15 09/02→02/15	←	01/06→ 06/12		11.0101-5407.2	260011	ATE
			←	→ 06/12		11.0101-5407.2	260011	ATE
			←	51046734→; → 12/05		11.0101-5407.2	260011	ATE
			←	→ 06/12; passend für Felgengröße [Zoll]: 15		11.0101-5407.2	260011	ATE
			→	→ 51049406		11.0101-5407.2	260011	ATE
			→	51049407→; → 06/12		11.0101-5407.2	260011	ATE
↓								

	kw			 	! #		
<b>SAAB - 9-3 (YS3F) 09/02→02/15</b>							
<b>Führungshülzensatz, Bremsattel</b>							
1,8t 2.2 TiD	110 92	09/02→02/15 09/02→02/15	➡	→ 06/12		11.0101-5407.2 260011	ATE
1,8t BioPower 2.0 t 2.0 t	110 120 162	01/07→02/15 01/07→02/15 01/11→02/15	⬅	→ 06/12		11.0101-5407.2 260011	ATE
			⬅	→ 06/12; passend für Felgengröße [Zoll]: 15		11.0101-5407.2 260011	ATE
			➡	→ 51049406		11.0101-5407.2 260011	ATE
			➡	→ 06/12		11.0101-5407.2 260011	ATE
			➡	51049407→; → 06/12		11.0101-5407.2 260011	ATE
1,8t BioPower	129	05/09→02/15	⬅	→ 06/12		11.0101-5407.2 260011	ATE
			⬅	→ 06/12; passend für Felgengröße [Zoll]: 15		11.0101-5407.2 260011	ATE
1.8 i	90	01/04→02/15	⬅	03/04→ 06/12; passend für Felgengröße [Zoll]: 15		11.0101-5407.2 260011	ATE
			⬅	01/06→ 06/12		11.0101-5407.2 260011	ATE
			⬅	03/04→ 06/12		11.0101-5407.2 260011	ATE
			⬅	51046734 →; → 12/05		11.0101-5407.2 260011	ATE
			➡	03/04→ 06/12		11.0101-5407.2 260011	ATE
1.9 TiD 1.9 TiD	88 110	09/04→02/15 09/04→02/15	⬅	01/06→ 06/12		11.0101-5407.2 260011	ATE
			⬅	→ 06/12		11.0101-5407.2 260011	ATE
			⬅	51046734 →; → 12/05		11.0101-5407.2 260011	ATE
			⬅	→ 06/12; passend für Felgengröße [Zoll]: 15		11.0101-5407.2 260011	ATE
			➡	→ 06/12		11.0101-5407.2 260011	ATE
1.9 TTiD 1.9 TTiD 1.9 TTiD	96 118 132	12/07→02/15 12/07→02/15 12/07→02/15	⬅	→ 06/12		11.0101-5407.2 260011	ATE
			⬅	→ 06/12; passend für Felgengröße [Zoll]: 15		11.0101-5407.2 260011	ATE
			➡	→ 06/12		11.0101-5407.2 260011	ATE
2.0 t	129	09/02→02/15	⬅	01/06→ 06/12		11.0101-5407.2 260011	ATE
			⬅	→ 06/12		11.0101-5407.2 260011	ATE
			⬅	→ 06/12; passend für Felgengröße [Zoll]: 15		11.0101-5407.2 260011	ATE
			⬅	51046734 →; → 12/05		11.0101-5407.2 260011	ATE
			➡	09/03→; → 51049406		11.0101-5407.2 260011	ATE
			➡	→ 51049406		11.0101-5407.2 260011	ATE
			➡	51049407→; → 06/12		11.0101-5407.2 260011	ATE
			➡	→ 06/12		11.0101-5407.2 260011	ATE
2.0 t	154	09/02→02/15	⬅	01/06→ 06/12		11.0101-5407.2 260011	ATE
			⬅	51046734 →; → 12/05		11.0101-5407.2 260011	ATE
			⬅	→ 41039807		11.0101-5407.2 260011	ATE
			⬅	41039808→ 51046733		11.0101-5407.2 260011	ATE
			⬅	41022028→ 51046733		11.0101-5407.2 260011	ATE
			➡	→ 51049406		11.0101-5407.2 260011	ATE
			➡	51049407→; → 06/12		11.0101-5407.2 260011	ATE
			➡	→ 06/12		11.0101-5407.2 260011	ATE
2.0 t 2.0 Turbo Performance	177 185	05/09→02/15 04/04→02/15	⬅	→ 51046733		11.0101-5407.2 260011	ATE
			⬅	→ 06/12		11.0101-5407.2 260011	ATE
			⬅	→ 06/12; passend für Felgengröße [Zoll]: 15		11.0101-5407.2 260011	ATE
			➡	→ 51049406		11.0101-5407.2 260011	ATE
			➡	51049407→; → 06/12		11.0101-5407.2 260011	ATE
			➡	→ 06/12		11.0101-5407.2 260011	ATE
2.0 t BioPower 2.0 t BioPower 2.0 t Bio Power	129 145 120	01/07→02/15 06/07→02/15 01/07→02/15	⬅	→ 06/12		11.0101-5407.2 260011	ATE
			➡	→ 51049406		11.0101-5407.2 260011	ATE
			➡	51049407→; → 06/12		11.0101-5407.2 260011	ATE
			➡	→ 06/12		11.0101-5407.2 260011	ATE
2.0 t BioPower XWD 2.0 t BioPower XWD 2.0 t BioPower XWD 2.0 t XWD ↓	120 154 162 120	01/08→02/15 01/08→02/15 01/08→02/15 01/07→02/15	⬅	→ 06/12		11.0101-5407.2 260011	ATE
			➡	→ 51049406		11.0101-5407.2 260011	ATE

	kw				! #		
<b>SAAB - 9-3 (YS3F) 09/02→02/15</b>							
<b>Führungshülzensatz, Bremsattel</b>							
2.0 t XWD	162	01/08→02/15	➡	51049407→; → 06/12		11.0101-5407.2 260011	ATE
2.0 t XWD	177	05/09→02/15					
2.0 Turbo XWD	154	01/08→02/15	⬅	→ 41039807		11.0101-5407.2 260011	ATE
			⬅	→ 06/12		11.0101-5407.2 260011	ATE
			⬅	41039808→ 51046733		11.0101-5407.2 260011	ATE
			⬅	41022028→ 51046733		11.0101-5407.2 260011	ATE
			➡	→ 51049406		11.0101-5407.2 260011	ATE
			➡	→ 06/12		11.0101-5407.2 260011	ATE
			➡	51049407→; → 06/12		11.0101-5407.2 260011	ATE
2.8 Turbo V6	169	03/05→02/15	⬅	04/08→ 06/12		11.0101-5407.2 260011	ATE
2.8 Turbo V6	188	12/07→02/15	➡	04/08→ 06/12		11.0101-5407.2 260011	ATE
2.8 Turbo V6	184	03/05→02/15	⬅	01/06→ 06/12		11.0101-5407.2 260011	ATE
			⬅	→ 06/12		11.0101-5407.2 260011	ATE
			⬅	→ 12/05		11.0101-5407.2 260011	ATE
			➡	→ 06/12		11.0101-5407.2 260011	ATE
2.8 Turbo V6	203	04/08→02/15	⬅	→ 06/12		11.0101-5407.2 260011	ATE
2.8 Turbo V6	206	05/08→02/15	➡	→ 06/12		11.0101-5407.2 260011	ATE
2.8 Turbo V6 XWD	206	05/08→02/15	➡	→ 06/12		11.0101-5407.2 260011	ATE
<b>Führungsbolzen, Bremsattel</b>							
1,8t	110	09/02→02/15		→ 06/12		11.8171-0008.1 990049	ATE
2.2 TiD	92	09/02→02/15		→ 51049406		11.8171-0008.1 990049	ATE
				51049407→; → 06/12		11.8171-0008.1 990049	ATE
				51046734→; → 12/05		11.8171-0008.1 990049	ATE
				→ 06/12; passend für Felgenreöße [Zoll]: 15		11.8171-0008.1 990049	ATE
				01/06→ 06/12		11.8171-0008.1 990049	ATE
1,8t BioPower	110	01/07→02/15		→ 51049406		11.8171-0008.1 990049	ATE
2.0 t	120	01/07→02/15		51049407→; → 06/12		11.8171-0008.1 990049	ATE
2.0 t	162	01/11→02/15		→ 06/12; passend für Felgenreöße [Zoll]: 15		11.8171-0008.1 990049	ATE
				→ 06/12		11.8171-0008.1 990049	ATE
1,8t BioPower	129	05/09→02/15		→ 06/12		11.8171-0008.1 990049	ATE
1.9 TTiD	96	12/07→02/15		→ 06/12;		11.8171-0008.1 990049	ATE
1.9 TTiD	118	12/07→02/15		passend für Felgenreöße [Zoll]: 15		11.8171-0008.1 990049	ATE
1.9 TTiD	132	12/07→02/15					
1.8 i	90	01/04→02/15		01/06→ 06/12		11.8171-0008.1 990049	ATE
				03/04→ 06/12; passend für Felgenreöße [Zoll]: 15		11.8171-0008.1 990049	ATE
				51046734→; → 12/05		11.8171-0008.1 990049	ATE
				03/04→ 06/12		11.8171-0008.1 990049	ATE
1.9 TiD	88	09/04→02/15		01/06→ 06/12		11.8171-0008.1 990049	ATE
1.9 TiD	110	09/04→02/15		→ 06/12		11.8171-0008.1 990049	ATE
				51046734→; → 12/05		11.8171-0008.1 990049	ATE
				→ 06/12; passend für Felgenreöße [Zoll]: 15		11.8171-0008.1 990049	ATE
2.0 t	129	09/02→02/15		→ 06/12		11.8171-0008.1 990049	ATE
				→ 51049406		11.8171-0008.1 990049	ATE
				51049407→; → 06/12		11.8171-0008.1 990049	ATE
				09/03→; → 51049406		11.8171-0008.1 990049	ATE
				51046734→; → 12/05		11.8171-0008.1 990049	ATE
				→ 06/12; passend für Felgenreöße [Zoll]: 15		11.8171-0008.1 990049	ATE
				01/06→ 06/12		11.8171-0008.1 990049	ATE
2.0 t	154	09/02→02/15		→ 51049406		11.8171-0008.1 990049	ATE
				→ 06/12		11.8171-0008.1 990049	ATE
				51049407→; → 06/12		11.8171-0008.1 990049	ATE
				→ 41039807		11.8171-0008.1 990049	ATE
				41022028→ 51046733		11.8171-0008.1 990049	ATE
				51046734→; → 12/05		11.8171-0008.1 990049	ATE
				01/06→ 06/12		11.8171-0008.1 990049	ATE
				41039808→ 51046733		11.8171-0008.1 990049	ATE
2.0 t	177	05/09→02/15		→ 51049406		11.8171-0008.1 990049	ATE
↓							

	kW			 	! #		
<b>SAAB - 9-3 (YS3F) 09/02 → 02/15</b>							
<b>Führungsbolzen, Bremsattel</b>							
2.0 Turbo Performance	185	04/04 → 02/15		51049407 →; → 06/12		11.8171-0008.1 990049	ATE
				→ 51046733		11.8171-0008.1 990049	ATE
				→ 06/12;		11.8171-0008.1 990049	ATE
				passend für Felgenreife [Zoll]: 15			
				→ 06/12		11.8171-0008.1 990049	ATE
2.0 t BioPower	129	01/07 → 02/15		51049407 →; → 06/12		11.8171-0008.1 990049	ATE
2.0 t BioPower	145	06/07 → 02/15		→ 51049406		11.8171-0008.1 990049	ATE
2.0 t Bio Power	120	01/07 → 02/15					
2.0 t BioPower XWD	120	01/08 → 02/15		→ 06/12		11.8171-0008.1 990049	ATE
2.0 t BioPower XWD	154	01/08 → 02/15					
2.0 t BioPower XWD	162	01/08 → 02/15					
2.0 t XWD	120	01/07 → 02/15					
2.0 t XWD	162	01/08 → 02/15					
2.0 t XWD	177	05/09 → 02/15					
2.0 Turbo XWD	154	01/08 → 02/15		→ 51049406		11.8171-0008.1 990049	ATE
				→ 41039807		11.8171-0008.1 990049	ATE
				51049407 →; → 06/12		11.8171-0008.1 990049	ATE
				41022028 → 51046733		11.8171-0008.1 990049	ATE
				41039808 → 51046733		11.8171-0008.1 990049	ATE
				→ 06/12		11.8171-0008.1 990049	ATE
2.8 Turbo V6	169	03/05 → 02/15		04/08 → 06/12		11.8171-0008.1 990049	ATE
2.8 Turbo V6	188	12/07 → 02/15					
2.8 Turbo V6	184	03/05 → 02/15		→ 06/12		11.8171-0008.1 990049	ATE
				01/06 → 06/12		11.8171-0008.1 990049	ATE
				→ 12/05		11.8171-0008.1 990049	ATE
2.8 Turbo V6	203	04/08 → 02/15		→ 06/12		11.8171-0008.1 990049	ATE
2.8 Turbo V6	206	05/08 → 02/15					
2.8 Turbo V6 XWD	206	05/08 → 02/15					
<b>Dichtungssatz, Bremsattel</b>							
1,8t	110	09/02 → 02/15	←	→ 06/12		11.0441-6008.2 250038	ATE für Kolben-Ø [mm]: 60
1.9 TiD	88	09/04 → 02/15	←	01/06 → 06/12		11.0441-6008.2 250038	ATE für Kolben-Ø [mm]: 60
1.9 TiD	110	09/04 → 02/15	←				
2.0 t	129	09/02 → 02/15					
2.2 TiD	92	09/02 → 02/15					
1,8t BioPower	110	01/07 → 02/15	←	→ 06/12		11.0441-6008.2 250038	ATE für Kolben-Ø [mm]: 60
1,8t BioPower	129	05/09 → 02/15					
1.9 TTiD	96	12/07 → 02/15					
1.9 TTiD	118	12/07 → 02/15					
1.9 TTiD	132	12/07 → 02/15					
2.0 t	120	01/07 → 02/15					
2.0 t	162	01/11 → 02/15					
2.0 t	177	05/09 → 02/15					
2.0 t BioPower	129	01/07 → 02/15					
2.0 t BioPower	145	06/07 → 02/15					
2.0 t Bio Power	120	01/07 → 02/15					
2.0 t BioPower XWD	120	01/08 → 02/15					
2.0 t BioPower XWD	154	01/08 → 02/15					
2.0 t BioPower XWD	162	01/08 → 02/15					
2.0 Turbo Performance	185	04/04 → 02/15					
2.0 t XWD	120	01/07 → 02/15					
2.0 t XWD	162	01/08 → 02/15					
2.0 t XWD	177	05/09 → 02/15					
2.8 Turbo V6	203	04/08 → 02/15					
2.8 Turbo V6	206	05/08 → 02/15					
2.8 Turbo V6 XWD	206	05/08 → 02/15					
1.8 i	90	01/04 → 02/15	←	01/06 → 06/12		11.0441-6008.2 250038	ATE für Kolben-Ø [mm]: 60
			←	03/04 → 06/12		11.0441-6008.2 250038	ATE für Kolben-Ø [mm]: 60
2.0 t	154	09/02 → 02/15	←	→ 41039807		11.0441-6008.2 250038	ATE für Kolben-Ø [mm]: 60
			←	01/06 → 06/12		11.0441-6008.2 250038	ATE für Kolben-Ø [mm]: 60
2.0 Turbo XWD	154	01/08 → 02/15	←	→ 06/12		11.0441-6008.2 250038	ATE für Kolben-Ø [mm]: 60
			←	→ 41039807		11.0441-6008.2 250038	ATE für Kolben-Ø [mm]: 60
2.8 Turbo V6	169	03/05 → 02/15	←	04/08 → 06/12		11.0441-6008.2 250038	ATE für Kolben-Ø [mm]: 60
2.8 Turbo V6	188	12/07 → 02/15					
2.8 Turbo V6	184	03/05 → 02/15	←	01/06 → 06/12		11.0441-6008.2 250038	ATE für Kolben-Ø [mm]: 60
<b>Bremsschlauch</b>							
1,8t	110	09/02 → 02/15	←	→ 06/12	2	83.7807-0412.3 331098	L= 412
1,8t BioPower	110	01/07 → 02/15	→	→ 06/12	2	24.5259-0315.3 330882	L= 315
1.9 TiD	88	09/04 → 02/15					
1.9 TiD	110	09/04 → 02/15					
1.9 TTiD	96	12/07 → 02/15					
1.9 TTiD	118	12/07 → 02/15					
↓							



**SAAB - 9-3 (YS3F) 09/02→02/15**

**Bremsschlauch**

1.9 TTD	132	12/07→02/15	←	→ 06/12	2	83.7807-0412.3	331098	L= 412
2.0 t	120	01/07→02/15	→	→ 06/12	2	24.5259-0315.3	330882	L= 315
2.0 t	129	09/02→02/15	→	→ 06/12	2	24.5259-0315.3	330882	L= 315
2.0 t	154	09/02→02/15						
2.0 t	162	01/11→02/15						
2.0 t	177	05/09→02/15						
2.0 t BioPower	129	01/07→02/15						
2.0 t BioPower	145	06/07→02/15						
2.0 t Bio Power	120	01/07→02/15						
2.0 t BioPower XWD	120	01/08→02/15						
2.0 t BioPower XWD	154	01/08→02/15						
2.0 t BioPower XWD	162	01/08→02/15						
2.0 Turbo Performance	185	04/04→02/15						
2.0 Turbo XWD	154	01/08→02/15						
2.0 t XWD	120	01/07→02/15						
2.0 t XWD	162	01/08→02/15						
2.0 t XWD	177	05/09→02/15						
2.2 TiD	92	09/02→02/15						
2.8 Turbo V6	184	03/05→02/15	←	03/04→ 06/12	2	83.7807-0412.3	331098	L= 412
2.8 Turbo V6	203	04/08→02/15	→	03/04→ 06/12	2	24.5259-0315.3	330882	L= 315
2.8 Turbo V6	206	05/08→02/15	←	04/08→ 06/12	2	83.7807-0412.3	331098	L= 412
2.8 Turbo V6 XWD	206	05/08→02/15	→	04/08→ 06/12	2	24.5259-0315.3	330882	L= 315








**SAAB - 9-3 Cabriolet (YS3D) 02/98→08/03**

**Bremssattel**

2.0 i	96	02/98→08/03	←	☐; → 12/98	2	24.3571-1761.5	240461	ATE Ø 57 - Halter
2.0 SE Turbo	147	02/98→08/03	←	☐; → X2020000	2	24.3571-1761.5	240461	ATE Ø 57 - Halter
2.0 Turbo	113	10/98→08/03	←	☐; → X7020000	2	24.3571-1761.5	240461	ATE Ø 57 - Halter
2.0 Turbo	136	02/98→08/03	←	☐; → X7020000	2	24.3571-1761.5	240461	ATE Ø 57 - Halter
2.3 i	110	02/98→08/03	←	☐; → 12/98	2	24.3571-1762.5	240462	ATE Ø 57 - Halter
			←	☐; → X2020000	2	24.3571-1762.5	240462	ATE Ø 57 - Halter
			←	☐; → X7020000	2	24.3571-1762.5	240462	ATE Ø 57 - Halter
			←	☐; → 07/03; X7020001→	2	24.3571-1783.5	240751	ATE Ø 57 - Halter
			←	☐; → 07/03; X2020001→	2	24.3571-1783.5	240751	ATE Ø 57 - Halter
			←	☐; 01/99→ 07/03	2	24.3571-1783.5	240751	ATE Ø 57 - Halter
			←	☐; 01/99→ 07/03	2	24.3571-1784.5	240752	ATE Ø 57 - Halter
			←	☐; → 07/03; X7020001→	2	24.3571-1784.5	240752	ATE Ø 57 - Halter
			←	☐; → 07/03; X2020001→	2	24.3571-1784.5	240752	ATE Ø 57 - Halter
			→	☐; → 07/03	2	13.2351-0025.2	210210	ATE Ø 35
			→	☐; → 07/03	2	13.2351-0026.2	210211	ATE Ø 35
2.0 Turbo	110	01/01→08/03	←	☐; → 07/03	2	24.3571-1783.5	240751	ATE Ø 57 - Halter
2.0 Turbo	151	10/99→08/03	←	☐; → 07/03	2	24.3571-1784.5	240752	ATE Ø 57 - Halter
			→	☐; → 07/03	2	13.2351-0025.2	210210	ATE Ø 35
			→	☐; → 07/03	2	13.2351-0026.2	210211	ATE Ø 35
2.3	169	09/99→01/02	←	☐; 10/99→	2	24.3571-1783.5	240751	ATE Ø 57 - Halter
			←	☐; 10/99→	2	24.3571-1784.5	240752	ATE Ø 57 - Halter
2.3 Turbo	165	10/99→08/03	←	☐; → 07/03	2	24.3571-1783.5	240751	ATE Ø 57 - Halter
			←	☐; → 07/03	2	24.3571-1784.5	240752	ATE Ø 57 - Halter









**Feder, Bremssattel**








2.0 i	96	02/98→08/03	←	→ X7020000	2	11.8116-0292.1	390521	ATE
2.0 SE Turbo	147	02/98→08/03	←	→ X2020000	2	11.8116-0292.1	390521	ATE
2.0 Turbo	113	10/98→08/03	←	01/99→ 07/03	2	11.8116-0292.1	390521	ATE
2.0 Turbo	136	02/98→08/03	←	→ 07/03; X7020001→	2	11.8116-0292.1	390521	ATE
2.3 i	110	02/98→08/03	←	→ 07/03; X2020001→	2	11.8116-0292.1	390521	ATE
			←	→ 12/98	2	11.8116-0292.1	390521	ATE
2.0 Turbo	110	01/01→08/03	←	→ 07/03	2	11.8116-0292.1	390521	ATE
2.0 Turbo	151	10/99→08/03	←	→ 07/03	2	11.8116-0292.1	390521	ATE
2.3 Turbo	165	10/99→08/03	←	→ 07/03	2	11.8116-0292.1	390521	ATE
2.3	169	09/99→01/02	←	10/99→	2	11.8116-0292.1	390521	ATE

	kw					! #		
<b>SAAB - 9-3 Cabriolet (YS3D) 02/98→08/03</b>								
<b>Führungshülzensatz, Bremsattel</b>								
2.0 i	96	02/98→08/03	←	→ 07/03; X7020001→			11.0101-5407.2 260011	ATE
2.0 SE Turbo	147	02/98→08/03	←	→ 12/98			11.0101-5407.2 260011	ATE
2.0 Turbo	113	10/98→08/03	←					
2.0 Turbo	136	02/98→08/03	←	01/99→ 07/03			11.0101-5407.2 260011	ATE
2.3 i	110	02/98→08/03	←	→ X7020000			11.0101-5407.2 260011	ATE
			←	→ 07/03; X2020001→			11.0101-5407.2 260011	ATE
			←	→ X2020000			11.0101-5407.2 260011	ATE
2.0 Turbo	110	01/01→08/03	←	→ 07/03			11.0101-5407.2 260011	ATE
2.0 Turbo	151	10/99→08/03						
2.3 Turbo	165	10/99→08/03						
2.3	169	09/99→01/02	←	10/99→			11.0101-5407.2 260011	ATE
<b>Führungsbolzen, Bremsattel</b>								
2.0 i	96	02/98→08/03		→ X7020000			11.8171-0008.1 990049	ATE
2.0 SE Turbo	147	02/98→08/03		→ 07/03; X7020001→			11.8171-0008.1 990049	ATE
2.0 Turbo	113	10/98→08/03						
2.0 Turbo	136	02/98→08/03		01/99→ 07/03			11.8171-0008.1 990049	ATE
2.3 i	110	02/98→08/03		→ 07/03; X2020001→			11.8171-0008.1 990049	ATE
				→ X2020000			11.8171-0008.1 990049	ATE
				→ 12/98			11.8171-0008.1 990049	ATE
2.0 Turbo	110	01/01→08/03		→ 07/03			11.8171-0008.1 990049	ATE
2.0 Turbo	151	10/99→08/03						
2.3 Turbo	165	10/99→08/03						
2.3	169	09/99→01/02		10/99→			11.8171-0008.1 990049	ATE
<b>Dichtungssatz, Bremsattel</b>								
2.0 i	96	02/98→08/03	←	01/99→ 07/03			11.0441-5704.2 250034	ATE
2.0 SE Turbo	147	02/98→08/03	←	→ 07/03; X7020001→			11.0441-5704.2 250034	ATE
2.0 Turbo	113	10/98→08/03	←					
2.0 Turbo	136	02/98→08/03	←	→ 07/03; X2020001→			11.0441-5704.2 250034	ATE
2.3 i	110	02/98→08/03	→	→ 07/03			13.0441-3506.2 250052	ATE
2.0 Turbo	110	01/01→08/03	←	→ 07/03			11.0441-5704.2 250034	ATE
2.0 Turbo	151	10/99→08/03	→	→ 07/03			13.0441-3506.2 250052	ATE
2.3	169	09/99→01/02	←	10/99→			11.0441-5704.2 250034	ATE
2.3 Turbo	165	10/99→08/03	←	→ 07/03			11.0441-5704.2 250034	ATE
<b>Bremsschlauch</b>								
2.0 i	96	02/98→08/03	←	→ 07/03	2	24.5298-0322.3 331314	L= 322	
2.0 SE Turbo	147	02/98→08/03	→	☐; → 07/03		24.5117-0195.3 330565	L= 198	
2.0 Turbo	110	01/01→08/03	→					
2.0 Turbo	113	10/98→08/03	→	☐; → 07/03		24.5117-0205.3 330669	L= 205	
2.0 Turbo	136	02/98→08/03						
2.0 Turbo	151	10/99→08/03						
2.3 i	110	02/98→08/03						
2.3 Turbo	165	10/99→08/03						
2.3	169	09/99→01/02	←	10/99→	2	24.5298-0322.3 331314	L= 322	
			→	☐; 10/99→		24.5117-0195.3 330565	L= 198	
			→	☐; 10/99→		24.5117-0205.3 330669	L= 205	
<b>SAAB - 9-3 Cabriolet (YS3F) 08/03→02/15</b>								
<b>Bremssattel</b>								
1.8t	110	08/03→02/15	←	☐; 51046734→; → 06/12; passend für Felgenreöße [Zoll]: 16		11.9571-9779.2 220657	ATE Ø 57 - Halter	
1.8t BioPower	110	01/07→02/15						
1.8 i	90	01/04→02/15	←	☐; 51046734→; → 06/12; passend für Felgenreöße [Zoll]: 16		11.9571-9780.2 220658	ATE Ø 57 - Halter	
2.0 t BioPower	120	01/11→02/15						
2.0 t BioPower	129	01/07→02/15	←	☐; → 06/12; passend für Felgenreöße [Zoll]: 15; nur paarweise austauschen		11.9571-9781.2 220659	ATE Ø 57 - Halter	
2.0 t BioPower	162	01/11→02/15	←	☐; → 06/12; passend für Felgenreöße [Zoll]: 17		11.9576-9945.2 220931	ATE Ø 57 - Halter	
			←	☐; → 06/12; passend für Felgenreöße [Zoll]: 17		11.9576-9946.2 220932	ATE Ø 57 - Halter	
			→	☐; → 06/12		11.9387-7003.2 220567	ATE Ø 38 - Halter	
			→	☐; → 06/12		11.9387-7004.2 220568	ATE Ø 38 - Halter	
1.8t BioPower	129	01/07→02/15	←	☐; 51046734→; → 06/12; passend für Felgenreöße [Zoll]: 16		11.9571-9779.2 220657	ATE Ø 57 - Halter	
2.0 t BioPower	147	06/07→02/15	←	☐; 51046734→; → 06/12; passend für Felgenreöße [Zoll]: 16		11.9571-9780.2 220658	ATE Ø 57 - Halter	
↓								



















	kw			 	! #					
<b>SAAB - 9-3 Cabriolet (YS3F) 08/03→02/15</b>										
 <b>Bremssattel</b>										
1,8t BioPower 2.0 t BioPower	129	01/07→02/15	←	☐; 07/07→ 06/12; passend für Felgengröße [Zoll]: 15; nur paarweise austauschen		11.9571-9781.2 220659	ATE Ø 57 - Halter			
	147	06/07→02/15	←	☐; 07/07→ 06/12; passend für Felgengröße [Zoll]: 17		11.9576-9945.2 220931	ATE Ø 57 - Halter			
			←	☐; 07/07→ 06/12; passend für Felgengröße [Zoll]: 17		11.9576-9946.2 220932	ATE Ø 57 - Halter			
			→	☐; 07/07→ 06/12		11.9387-7003.2 220567	ATE Ø 38 - Halter			
			→	☐; 07/07→ 06/12		11.9387-7004.2 220568	ATE Ø 38 - Halter			
1.9 TiD 1.9 TiD 1.9 TTiD 1.9 TTiD 1.9 TTiD	88	09/04→02/15	←	☐; → 06/12; passend für Felgengröße [Zoll]: 16		11.9571-9779.2 220657	ATE Ø 57 - Halter			
	110	01/06→02/15	←	☐; → 06/12; passend für Felgengröße [Zoll]: 16		11.9571-9780.2 220658	ATE Ø 57 - Halter			
	96	12/07→02/15	←	☐; → 06/12; passend für Felgengröße [Zoll]: 16		11.9571-9781.2 220659	ATE Ø 57 - Halter			
	118	12/07→02/15	←	☐; → 06/12; passend für Felgengröße [Zoll]: 15; nur paarweise austauschen		11.9576-9945.2 220931	ATE Ø 57 - Halter			
	132	12/07→02/15	←	☐; → 06/12; passend für Felgengröße [Zoll]: 17		11.9576-9946.2 220932	ATE Ø 57 - Halter			
			→	☐; → 06/12		11.9387-7003.2 220567	ATE Ø 38 - Halter			
			→	☐; → 06/12		11.9387-7004.2 220568	ATE Ø 38 - Halter			
2.0	143	04/06→09/07	←	☐; 51046734→; passend für Felgengröße [Zoll]: 16		11.9571-9779.2 220657	ATE Ø 57 - Halter			
			←	☐; 51046734→; passend für Felgengröße [Zoll]: 16		11.9571-9780.2 220658	ATE Ø 57 - Halter			
			←	☐; passend für Felgengröße [Zoll]: 15; nur paarweise austauschen		11.9571-9781.2 220659	ATE Ø 57 - Halter			
			←	☐; passend für Felgengröße [Zoll]: 17		11.9576-9945.2 220931	ATE Ø 57 - Halter			
			←	☐; passend für Felgengröße [Zoll]: 17		11.9576-9946.2 220932	ATE Ø 57 - Halter			
			→	☐		11.9387-7003.2 220567	ATE Ø 38 - Halter			
			→	☐		11.9387-7004.2 220568	ATE Ø 38 - Halter			
2.0 t 2.0 t	120 162	01/11→02/15 01/11→02/15	←	☐; 51046734→; → 06/12; passend für Felgengröße [Zoll]: 16		11.9571-9779.2 220657	ATE Ø 57 - Halter			
			←	☐; 51046734→; → 06/12; passend für Felgengröße [Zoll]: 16		11.9571-9780.2 220658	ATE Ø 57 - Halter			
			←	☐; → 06/12; passend für Felgengröße [Zoll]: 15; nur paarweise austauschen		11.9571-9781.2 220659	ATE Ø 57 - Halter			
			←	☐; → 06/12; passend für Felgengröße [Zoll]: 17		11.9576-9945.2 220931	ATE Ø 57 - Halter			
			←	☐; → 06/12; passend für Felgengröße [Zoll]: 17		11.9576-9946.2 220932	ATE Ø 57 - Halter			
2.0 t	129	08/03→02/15	←	☐; 51046734→; → 06/12; passend für Felgengröße [Zoll]: 16		11.9571-9779.2 220657	ATE Ø 57 - Halter			
			←	☐; 51046734→; → 06/12; passend für Felgengröße [Zoll]: 16		11.9571-9780.2 220658	ATE Ø 57 - Halter			
			←	☐; → 06/12; passend für Felgengröße [Zoll]: 15; nur paarweise austauschen		11.9571-9781.2 220659	ATE Ø 57 - Halter			
			←	☐; → 06/12; passend für Felgengröße [Zoll]: 17		11.9576-9945.2 220931	ATE Ø 57 - Halter			
			←	☐; → 06/12; passend für Felgengröße [Zoll]: 17		11.9576-9946.2 220932	ATE Ø 57 - Halter			
			→	☐; → 06/12		11.9387-7003.2 220567	ATE Ø 38 - Halter			
			→	☐; → 06/12		11.9387-7004.2 220568	ATE Ø 38 - Halter			
			→	☐; 51049407→; → 06/12		11.9387-7005.2 220569	ATE Ø 38 - Halter			
			→	☐; 51049407→; → 06/12		11.9387-7006.2 220570	ATE Ø 38 - Halter			
			→	☐; → 51049406		11.9407-7003.2 220835	ATE Ø 40 - Halter			
			→	☐; → 51049406		11.9407-7004.2 220836	ATE Ø 40 - Halter			
			2.0 t	154	08/03→02/15	←	☐; 51046734→; → 06/12; passend für Felgengröße [Zoll]: 16		11.9571-9779.2 220657	ATE Ø 57 - Halter
						←	☐; 51046734→; → 06/12; passend für Felgengröße [Zoll]: 16		11.9571-9780.2 220658	ATE Ø 57 - Halter
←	☐; → 06/12; passend für Felgengröße [Zoll]: 15; nur paarweise austauschen					11.9571-9781.2 220659	ATE Ø 57 - Halter			
↓										








	kw			 	! #						
<b>SAAB - 9-3 Cabriolet (YS3F) 08/03→02/15</b>											
<b>Bremssattel</b>											
2.0 t	154	08/03→02/15	←	☐; → 06/12; passend für Felgengröße [Zoll]: 17		11.9576-9945.2	220931	ATE Ø 57 - Halter			
			←	☐; → 06/12; passend für Felgengröße [Zoll]: 17		11.9576-9946.2	220932	ATE Ø 57 - Halter			
			←	☐; → 41022027; + 16" plus Rad		11.9606-9971.2	220589	ATE Ø 60 - Halter			
			←	☐; → 41022027; + 16" plus Rad		11.9606-9972.2	220590	ATE Ø 60 - Halter			
			→	☐; 51049407→; → 06/12		11.9387-7005.2	220569	ATE Ø 38 - Halter			
			→	☐; 51049407→; → 06/12		11.9387-7006.2	220570	ATE Ø 38 - Halter			
			→	☐; → 51049406		11.9407-7003.2	220835	ATE Ø 40 - Halter			
			→	☐; → 51049406		11.9407-7004.2	220836	ATE Ø 40 - Halter			
2.0 Turbo Performance	185	04/04→02/15	←	☐; 51046734→; → 06/12; passend für Felgengröße [Zoll]: 16		11.9571-9779.2	220657	ATE Ø 57 - Halter			
			←	☐; 51046734→; → 06/12; passend für Felgengröße [Zoll]: 16		11.9571-9780.2	220658	ATE Ø 57 - Halter			
			←	☐; → 06/12; passend für Felgengröße [Zoll]: 15; nur paarweise austauschen		11.9571-9781.2	220659	ATE Ø 57 - Halter			
			←	☐; → 06/12; passend für Felgengröße [Zoll]: 17		11.9576-9945.2	220931	ATE Ø 57 - Halter			
			←	☐; → 06/12; passend für Felgengröße [Zoll]: 17		11.9576-9946.2	220932	ATE Ø 57 - Halter			
			←	☐; → 06/12; + 16" plus Rad		11.9606-9971.2	220589	ATE Ø 60 - Halter			
			←	☐; → 06/12; + 16" plus Rad		11.9606-9972.2	220590	ATE Ø 60 - Halter			
			→	☐; 51049407→; → 06/12		11.9387-7005.2	220569	ATE Ø 38 - Halter			
			→	☐; 51049407→; → 06/12		11.9387-7006.2	220570	ATE Ø 38 - Halter			
			→	☐; → 51049406		11.9407-7003.2	220835	ATE Ø 40 - Halter			
			→	☐; → 51049406		11.9407-7004.2	220836	ATE Ø 40 - Halter			
			2.8 Turbo V6	169	02/06→02/15	←	☐; 06/08→ 06/12; passend für Felgengröße [Zoll]: 17		11.9576-9945.2	220931	ATE Ø 57 - Halter
←	☐; 06/08→ 06/12; passend für Felgengröße [Zoll]: 17					11.9576-9946.2	220932	ATE Ø 57 - Halter			
←	☐; 06/08→ 06/12; + 16" plus Rad					11.9606-9971.2	220589	ATE Ø 60 - Halter			
←	☐; 06/08→ 06/12; + 16" plus Rad					11.9606-9972.2	220590	ATE Ø 60 - Halter			
→	☐; 06/08→ 06/12					11.9387-7005.2	220569	ATE Ø 38 - Halter			
→	☐; 06/08→ 06/12					11.9387-7006.2	220570	ATE Ø 38 - Halter			
2.8 Turbo V6 2.8 Turbo V6 2.8 Turbo V6 2.8 Turbo V6	184	02/06→02/15	←	☐; → 06/12; passend für Felgengröße [Zoll]: 17		11.9576-9945.2	220931	ATE Ø 57 - Halter			
			188 203 206	12/07→02/15 02/09→02/15 02/09→02/15	←	☐; → 06/12; passend für Felgengröße [Zoll]: 17		11.9576-9946.2	220932	ATE Ø 57 - Halter	
					←	☐; → 06/12; + 16" plus Rad		11.9606-9971.2	220589	ATE Ø 60 - Halter	
					←	☐; → 06/12; + 16" plus Rad		11.9606-9972.2	220590	ATE Ø 60 - Halter	
	→	☐; → 06/12				11.9387-7005.2	220569	ATE Ø 38 - Halter			
	→	☐; → 06/12		11.9387-7006.2	220570	ATE Ø 38 - Halter					
	<b>Bremssattelachssatz</b>										
	1,8t 1,8t BioPower 1.8 i 2.0 2.0 t 2.0 t 2.0 t BioPower 2.0 t BioPower 2.0 t BioPower 2.0 Turbo Performance	110 110 90 143 120 129 162 120 129 162 185	08/03→02/15 01/07→02/15 01/04→02/15 04/06→09/07 01/11→02/15 08/03→02/15 01/11→02/15 01/11→02/15 01/07→02/15 01/11→02/15 04/04→02/15	←	→ 51046733; passend für Felgengröße [Zoll]: 16	2	11.0530-0004.2	220933	ATE Ø 57 - Halter		
←				07/07→; → 51046733; passend für Felgengröße [Zoll]: 16	2	11.0530-0004.2	220933	ATE Ø 57 - Halter			
←				41022028→ 51046733; passend für Felgengröße [Zoll]: 16	2	11.0530-0004.2	220933	ATE Ø 57 - Halter			
←				→ 51046733; passend für Felgengröße [Zoll]: 16	2	11.0530-0004.2	220933	ATE Ø 57 - Halter			
<b>Halter, Bremssattel</b>											
1,8t 1,8t BioPower 1.8 i ↓				110 110 90	08/03→02/15 01/07→02/15 01/04→02/15	→	→ 06/12		11.8170-0633.1	260117	ATE










	kw			 	! #		
<b>SAAB - 9-3 Cabriolet (YS3F) 08/03→02/15</b>							
<b>Halter, Bremsattel</b>							
1.9 TiD	88	09/04→02/15	➔	→ 06/12		11.8170-0633.1 260117	ATE
1.9 TiD	110	01/06→02/15					
1.9 TTiD	96	12/07→02/15					
1.9 TTiD	118	12/07→02/15					
1.9 TTiD	132	12/07→02/15					
2.0 t	129	08/03→02/15					
2.0 t BioPower	120	01/11→02/15					
2.0 t BioPower	129	01/07→02/15					
2.0 t BioPower	162	01/11→02/15					
1,8t BioPower	129	01/07→02/15	➔	07/07→ 06/12		11.8170-0633.1 260117	ATE
2.0 t BioPower	147	06/07→02/15					
2.0	143	04/06→09/07	➔			11.8170-0633.1 260117	ATE
<b>Feder, Bremsattel</b>							
1,8t	110	08/03→02/15		→ 06/12;	2	11.8116-0295.2 390524	ATE
1,8t BioPower	110	01/07→02/15		passend für Felgengröße [Zoll]: 15			
1.8 i	90	01/04→02/15		→ 06/12	2	11.8116-0410.2 390589	ATE
2.0 t BioPower	120	01/11→02/15					
2.0 t BioPower	129	01/07→02/15	➔	→ 51046733	2	11.8116-0325.2 390461	ATE
2.0 t BioPower	162	01/11→02/15	➔	→ 06/12;	2	11.8116-0356.1 390586	ATE
				passend für Felgengröße [Zoll]: 15			
			➔	51046734→; → 06/12	2	11.8116-0356.1 390586	ATE
			➔	→ 06/12	2	11.8116-0340.1 390595	ATE
1,8t BioPower	129	01/07→02/15		07/07→ 06/12;	2	11.8116-0295.2 390524	ATE
2.0 t BioPower	147	06/07→02/15		passend für Felgengröße [Zoll]: 15			
				07/07→ 06/12	2	11.8116-0410.2 390589	ATE
			➔	07/07→; → 51046733	2	11.8116-0325.2 390461	ATE
			➔	51046734→; → 06/12	2	11.8116-0356.1 390586	ATE
			➔	07/07→ 06/12;	2	11.8116-0356.1 390586	ATE
				passend für Felgengröße [Zoll]: 15			
			➔	07/07→ 06/12	2	11.8116-0340.1 390595	ATE
1.9 TiD	88	09/04→02/15		→ 06/12;	2	11.8116-0295.2 390524	ATE
1.9 TiD	110	01/06→02/15		passend für Felgengröße [Zoll]: 15			
1.9 TTiD	96	12/07→02/15		→ 06/12	2	11.8116-0410.2 390589	ATE
1.9 TTiD	118	12/07→02/15					
1.9 TTiD	132	12/07→02/15	➔	→ 06/12	2	11.8116-0356.1 390586	ATE
			➔	→ 06/12;	2	11.8116-0356.1 390586	ATE
				passend für Felgengröße [Zoll]: 15			
			➔	→ 06/12	2	11.8116-0340.1 390595	ATE
2.0	143	04/06→09/07		passend für Felgengröße [Zoll]: 15	2	11.8116-0295.2 390524	ATE
					2	11.8116-0410.2 390589	ATE
			➔	→ 51046733	2	11.8116-0325.2 390461	ATE
			➔	51046734→	2	11.8116-0356.1 390586	ATE
			➔	passend für Felgengröße [Zoll]: 15	2	11.8116-0356.1 390586	ATE
			➔		2	11.8116-0340.1 390595	ATE
2.0 t	120	01/11→02/15		→ 06/12;	2	11.8116-0295.2 390524	ATE
2.0 t	162	01/11→02/15		passend für Felgengröße [Zoll]: 15			
				→ 06/12	2	11.8116-0410.2 390589	ATE
			➔	→ 51046733	2	11.8116-0325.2 390461	ATE
			➔	→ 06/12;	2	11.8116-0356.1 390586	ATE
				passend für Felgengröße [Zoll]: 15			
			➔	51046734→; → 06/12	2	11.8116-0356.1 390586	ATE
2.0 t	129	08/03→02/15		→ 06/12;	2	11.8116-0295.2 390524	ATE
				passend für Felgengröße [Zoll]: 15			
				→ 06/12	2	11.8116-0410.2 390589	ATE
			➔	→ 51046733	2	11.8116-0325.2 390461	ATE
			➔	51046734→; → 06/12	2	11.8116-0356.1 390586	ATE
			➔	→ 06/12;	2	11.8116-0356.1 390586	ATE
				passend für Felgengröße [Zoll]: 15			
			➔	51049407→; → 06/12	2	11.8116-0340.1 390595	ATE
			➔	→ 51049406	2	11.8116-0340.1 390595	ATE
			➔	→ 06/12	2	11.8116-0340.1 390595	ATE
2.0 t	154	08/03→02/15		→ 06/12;	2	11.8116-0295.2 390524	ATE
				passend für Felgengröße [Zoll]: 15			
				→ 06/12	2	11.8116-0410.2 390589	ATE
			➔	41022028→ 51046733	2	11.8116-0325.2 390461	ATE
			➔	→ 51046733	2	11.8116-0325.2 390461	ATE



	kw			 	! #			
<b>SAAB - 9-3 Cabriolet (YS3F) 08/03→02/15</b>								
<b>Feder, Bremssattel</b>								
2.0 t	154	08/03→02/15	←	→ 41022027	2	11.8116-0345.2	390596	ATE
			←	51046734→; → 06/12	2	11.8116-0356.1	390586	ATE
			←	→ 06/12; passend für Felgengröße [Zoll]: 15	2	11.8116-0356.1	390586	ATE
			→	→ 51049406	2	11.8116-0340.1	390595	ATE
			→	51049407→; → 06/12	2	11.8116-0340.1	390595	ATE
2.0 Turbo Performance	185	04/04→02/15		→ 06/12; passend für Felgengröße [Zoll]: 15	2	11.8116-0295.2	390524	ATE
				→ 06/12	2	11.8116-0410.2	390589	ATE
			←	→ 51046733	2	11.8116-0325.2	390461	ATE
			←	→ 06/12	2	11.8116-0345.2	390596	ATE
			←	→ 06/12; passend für Felgengröße [Zoll]: 15	2	11.8116-0356.1	390586	ATE
			←	51046734→; → 06/12	2	11.8116-0356.1	390586	ATE
			→	51049407→; → 06/12	2	11.8116-0340.1	390595	ATE
2.8 Turbo V6	169	02/06→02/15		06/08→ 06/12	2	11.8116-0410.2	390589	ATE
			←	06/08→ 06/12	2	11.8116-0345.2	390596	ATE
			→	06/08→ 06/12	2	11.8116-0340.1	390595	ATE
2.8 Turbo V6 2.8 Turbo V6 2.8 Turbo V6 2.8 Turbo V6	184 188 203 206	02/06→02/15 12/07→02/15 02/09→02/15 02/09→02/15		→ 06/12	2	11.8116-0410.2	390589	ATE
			←	→ 06/12	2	11.8116-0345.2	390596	ATE
			→	→ 06/12	2	11.8116-0340.1	390595	ATE
			→	→ 06/12	2	11.8116-0340.1	390595	ATE
<b>Führungshülzensatz, Bremssattel</b>								
1,8t 1,8t BioPower 1.8 i 2.0 t BioPower 2.0 t BioPower 2.0 t BioPower	110 110 90 120 129 162	08/03→02/15 01/07→02/15 01/04→02/15 01/11→02/15 01/07→02/15 01/11→02/15	←	→ 51046733		11.0101-5407.2	260011	ATE
			←	→ 06/12		11.0101-5407.2	260011	ATE
			←	→ 06/12; passend für Felgengröße [Zoll]: 15		11.0101-5407.2	260011	ATE
			←	51046734→; → 06/12		11.0101-5407.2	260011	ATE
			→	→ 06/12		11.0101-5407.2	260011	ATE
1,8t BioPower 2.0 t BioPower	129 147	01/07→02/15 06/07→02/15	←	07/07→ 06/12		11.0101-5407.2	260011	ATE
			←	51046734→; → 06/12		11.0101-5407.2	260011	ATE
			←	07/07→ 06/12; passend für Felgengröße [Zoll]: 15		11.0101-5407.2	260011	ATE
			←	07/07→; → 51046733		11.0101-5407.2	260011	ATE
			→	07/07→ 06/12		11.0101-5407.2	260011	ATE
1.9 TiD 1.9 TiD 1.9 TTiD 1.9 TTiD 1.9 TTiD	88 110 96 118 132	09/04→02/15 01/06→02/15 12/07→02/15 12/07→02/15 12/07→02/15	←	→ 06/12		11.0101-5407.2	260011	ATE
			←	→ 06/12; passend für Felgengröße [Zoll]: 15		11.0101-5407.2	260011	ATE
			→	→ 06/12		11.0101-5407.2	260011	ATE
			→	→ 06/12		11.0101-5407.2	260011	ATE
2.0	143	04/06→09/07	←			11.0101-5407.2	260011	ATE
			←	51046734→		11.0101-5407.2	260011	ATE
			←	passend für Felgengröße [Zoll]: 15		11.0101-5407.2	260011	ATE
			←	→ 51046733		11.0101-5407.2	260011	ATE
			→			11.0101-5407.2	260011	ATE
2.0 t 2.0 t	120 162	01/11→02/15 01/11→02/15	←	→ 51046733		11.0101-5407.2	260011	ATE
			←	→ 06/12		11.0101-5407.2	260011	ATE
			←	→ 06/12; passend für Felgengröße [Zoll]: 15		11.0101-5407.2	260011	ATE
			←	51046734→; → 06/12		11.0101-5407.2	260011	ATE
2.0 t	129	08/03→02/15	←	→ 51046733		11.0101-5407.2	260011	ATE
			←	→ 06/12		11.0101-5407.2	260011	ATE
			←	→ 06/12; passend für Felgengröße [Zoll]: 15		11.0101-5407.2	260011	ATE
			←	51046734→; → 06/12		11.0101-5407.2	260011	ATE
			→	→ 51049406		11.0101-5407.2	260011	ATE
			→	→ 06/12		11.0101-5407.2	260011	ATE
			→	51049407→; → 06/12		11.0101-5407.2	260011	ATE
↓								








	kw			 	! #			
<b>SAAB - 9-3 Cabriolet (YS3F) 08/03→02/15</b>								
<b>Führungshülzensatz, Bremsattel</b>								
2.0 t	154	08/03→02/15	←	→ 51046733		11.0101-5407.2	260011	ATE
			←	→ 41022027		11.0101-5407.2	260011	ATE
			←	→ 06/12		11.0101-5407.2	260011	ATE
			←	→ 06/12; passend für Felgengröße [Zoll]: 15		11.0101-5407.2	260011	ATE
			←	51046734→; → 06/12		11.0101-5407.2	260011	ATE
			←	41022028 → 51046733		11.0101-5407.2	260011	ATE
			→	→ 51049406		11.0101-5407.2	260011	ATE
			→	51049407→; → 06/12		11.0101-5407.2	260011	ATE
2.0 Turbo Performance	185	04/04→02/15	←	→ 51046733		11.0101-5407.2	260011	ATE
			←	→ 06/12		11.0101-5407.2	260011	ATE
			←	→ 06/12; passend für Felgengröße [Zoll]: 15		11.0101-5407.2	260011	ATE
			←	51046734→; → 06/12		11.0101-5407.2	260011	ATE
			→	→ 51049406		11.0101-5407.2	260011	ATE
			→	51049407→; → 06/12		11.0101-5407.2	260011	ATE
2.8 Turbo V6	169	02/06→02/15	←	06/08→ 06/12		11.0101-5407.2	260011	ATE
			→	06/08→ 06/12		11.0101-5407.2	260011	ATE
2.8 Turbo V6	184	02/06→02/15	←	→ 06/12		11.0101-5407.2	260011	ATE
2.8 Turbo V6	188	12/07→02/15						
2.8 Turbo V6	203	02/09→02/15	→	→ 06/12		11.0101-5407.2	260011	ATE
2.8 Turbo V6	206	02/09→02/15						
<b>Führungsbolzen, Bremsattel</b>								
1,8t	110	08/03→02/15		→ 51046733		11.8171-0008.1	990049	ATE
1,8t BioPower	110	01/07→02/15						
1.8 i	90	01/04→02/15		51046734→; → 06/12		11.8171-0008.1	990049	ATE
2.0 t	120	01/11→02/15		→ 06/12;		11.8171-0008.1	990049	ATE
2.0 t	162	01/11→02/15		passend für Felgengröße [Zoll]: 15				
2.0 t BioPower	120	01/11→02/15		→ 06/12		11.8171-0008.1	990049	ATE
2.0 t BioPower	129	01/07→02/15						
2.0 t BioPower	162	01/11→02/15						
1,8t BioPower	129	01/07→02/15		07/07→ 06/12		11.8171-0008.1	990049	ATE
2.0 t BioPower	147	06/07→02/15		51046734→; → 06/12		11.8171-0008.1	990049	ATE
				07/07→ 06/12;		11.8171-0008.1	990049	ATE
				passend für Felgengröße [Zoll]: 15				
				07/07→; → 51046733		11.8171-0008.1	990049	ATE
1.9 TiD	88	09/04→02/15		→ 06/12		11.8171-0008.1	990049	ATE
1.9 TiD	110	01/06→02/15						
1.9 TTiD	96	12/07→02/15		→ 06/12;		11.8171-0008.1	990049	ATE
1.9 TTiD	118	12/07→02/15		passend für Felgengröße [Zoll]: 15				
1.9 TTiD	132	12/07→02/15						
2.0	143	04/06→09/07		51046734→		11.8171-0008.1	990049	ATE
				→ 51046733		11.8171-0008.1	990049	ATE
						11.8171-0008.1	990049	ATE
				passend für Felgengröße [Zoll]: 15		11.8171-0008.1	990049	ATE
2.0 t	129	08/03→02/15		→ 51049406		11.8171-0008.1	990049	ATE
			2.0 Turbo Performance	185	04/04→02/15		51049407→; → 06/12	
	51046734→; → 06/12					11.8171-0008.1	990049	ATE
	→ 06/12;					11.8171-0008.1	990049	ATE
	passend für Felgengröße [Zoll]: 15							
	→ 06/12					11.8171-0008.1	990049	ATE
	→ 51046733					11.8171-0008.1	990049	ATE
2.0 t	154	08/03→02/15		→ 51049406		11.8171-0008.1	990049	ATE
				→ 51046733		11.8171-0008.1	990049	ATE
				51046734→; → 06/12		11.8171-0008.1	990049	ATE
				51049407→; → 06/12		11.8171-0008.1	990049	ATE
				→ 06/12;		11.8171-0008.1	990049	ATE
				passend für Felgengröße [Zoll]: 15				
				41022028 → 51046733		11.8171-0008.1	990049	ATE
				→ 06/12		11.8171-0008.1	990049	ATE
				→ 41022027		11.8171-0008.1	990049	ATE
2.8 Turbo V6	169	02/06→02/15		06/08→ 06/12		11.8171-0008.1	990049	ATE
2.8 Turbo V6	184	02/06→02/15		→ 06/12		11.8171-0008.1	990049	ATE
2.8 Turbo V6	188	12/07→02/15						
2.8 Turbo V6	203	02/09→02/15						
↓								










	kw			 	! #		
<b>SAAB - 9-3 Cabriolet (YS3F) 08/03→02/15</b>							
<b>Führungsbolzen, Bremsattel</b>							
2.8 Turbo V6	206	02/09→02/15		→ 06/12		11.8171-0008.1 990049	ATE
<b>Dichtungssatz, Bremsattel</b>							
2.0 t	154	08/03→02/15	←	→ 41022027		11.0441-6008.2 250038	ATE für Kolben-Ø [mm]: 60
2.0 Turbo Performance	185	04/04→02/15	←	→ 06/12		11.0441-6008.2 250038	ATE für Kolben-Ø [mm]: 60
2.8 Turbo V6	184	02/06→02/15					
2.8 Turbo V6	188	12/07→02/15					
2.8 Turbo V6	203	02/09→02/15					
2.8 Turbo V6	206	02/09→02/15					
2.8 Turbo V6	169	02/06→02/15	←	06/08→ 06/12		11.0441-6008.2 250038	ATE für Kolben-Ø [mm]: 60
<b>Bremsschlauch</b>							
1,8t	110	08/03→02/15	←	→ 06/12	2	83.7807-0412.3 331098	L= 412
1,8t BioPower	110	01/07→02/15					
1.8 i	90	01/04→02/15	→	→ 06/12	2	24.5259-0315.3 330882	L= 315
1.9 TiD	88	09/04→02/15					
1.9 TiD	110	01/06→02/15					
1.9 TTiD	96	12/07→02/15					
1.9 TTiD	118	12/07→02/15					
1.9 TTiD	132	12/07→02/15					
2.0 t	120	01/11→02/15					
2.0 t	129	08/03→02/15					
2.0 t	154	08/03→02/15					
2.0 t	162	01/11→02/15					
2.0 t BioPower	120	01/11→02/15					
2.0 t BioPower	129	01/07→02/15					
2.0 t BioPower	162	01/11→02/15					
2.0 Turbo Performance	185	04/04→02/15					
2.8 Turbo V6	184	02/06→02/15					
2.8 Turbo V6	188	12/07→02/15					
2.8 Turbo V6	203	02/09→02/15					
2.8 Turbo V6	206	02/09→02/15					
1,8t BioPower	129	01/07→02/15	←	07/07→ 06/12	2	83.7807-0412.3 331098	L= 412
2.0 t BioPower	147	06/07→02/15	→	07/07→ 06/12	2	24.5259-0315.3 330882	L= 315
2.0	143	04/06→09/07	←		2	83.7807-0412.3 331098	L= 412
			→		2	24.5259-0315.3 330882	L= 315
2.8 Turbo V6	169	02/06→02/15	←	06/08→ 06/12	2	83.7807-0412.3 331098	L= 412
			→	06/08→ 06/12	2	24.5259-0315.3 330882	L= 315
<b>SAAB - 9-3 Kombi (YS3F) 03/05→02/15</b>							
<b>Bremsattel</b>							
1.8 i	90	03/05→02/15	←	☐; → 06/12; passend für Felgenreöße [Zoll]: 15; nur paarweise austauschen		11.9571-9781.2 220659	ATE Ø 57 - Halter
1.8t 2.0	110	03/05→02/15					
1.9 TiD	88	03/05→02/15					
1.9 TiD	110	03/05→02/15	←	☐; → 06/12; passend für Felgenreöße [Zoll]: 17		11.9576-9945.2 220931	ATE Ø 57 - Halter
2.0 t	110	03/05→02/15					
2.0 t	120	01/07→02/15					
2.0 t	129	03/05→02/15	←	☐; → 06/12; passend für Felgenreöße [Zoll]: 17		11.9576-9946.2 220932	ATE Ø 57 - Halter
2.0 t BioPower	110	01/07→02/15					
2.0 t BioPower	120	01/11→02/15	→	☐; → 06/12		11.9387-7003.2 220567	ATE Ø 38 - Halter
2.0 t BioPower	129	01/07→02/15	→	☐; → 06/12		11.9387-7004.2 220568	ATE Ø 38 - Halter
2.0 t BioPower	145	06/07→02/15					
2.0 t Bio Power	147	02/09→02/15					
2.0 t BioPower XWD	120	01/11→02/15					
2.0 t BioPower XWD	162	01/11→02/15					
2.0 t Bio Power XWD	154	06/08→02/15					
2.0 t XWD	120	01/07→02/15					
2.0 t XWD	162	01/11→02/15					
1.9 TTiD	96	12/07→02/15	←	☐; → 06/12; passend für Felgenreöße [Zoll]: 15; nur paarweise austauschen		11.9571-9781.2 220659	ATE Ø 57 - Halter
1.9 TTiD	118	12/07→02/15					
1.9 TTiD	132	12/07→02/15	←	☐; → 06/12; passend für Felgenreöße [Zoll]: 17		11.9576-9945.2 220931	ATE Ø 57 - Halter
			←	☐; → 06/12; passend für Felgenreöße [Zoll]: 17		11.9576-9946.2 220932	ATE Ø 57 - Halter
			←	☐; → 06/12; passend für Felgenreöße [Zoll]: 17		11.9576-9946.2 220932	ATE Ø 57 - Halter
			←	☐; → 06/12; + 16" plus Rad		11.9606-9971.2 220589	ATE Ø 60 - Halter
			←	☐; → 06/12; + 16" plus Rad		11.9606-9972.2 220590	ATE Ø 60 - Halter
			→	☐; → 06/12		11.9387-7003.2 220567	ATE Ø 38 - Halter
			→	☐; → 06/12		11.9387-7004.2 220568	ATE Ø 38 - Halter
2.0 t	147	02/09→02/15	←	☐; → 06/12; + 16" plus Rad		11.9606-9971.2 220589	ATE Ø 60 - Halter
2.0 t	162	01/11→02/15					
2.0 t	177	05/09→02/15	←	☐; → 06/12; + 16" plus Rad		11.9606-9972.2 220590	ATE Ø 60 - Halter
2.0 t XWD	177	05/09→02/15	→	☐; 93171501→; → 06/12		11.9387-7005.2 220569	ATE Ø 38 - Halter


























	kw			 	! #		
<b>SAAB - 9-3 Kombi (YS3F) 03/05→02/15</b>							
<b>Bremssattel</b>							
2.8 Turbo V6	188	12/07→02/15	➡	☐; 93171501→; → 06/12		11.9387-7006.2 220570	ATE Ø 38 - Halter
2.8 Turbo V6	203	05/08→02/15	➡	☐; → 93171500		11.9407-7003.2 220835	ATE Ø 40 - Halter
2.8 Turbo V6	206	05/08→02/15	➡	☐; → 93171500		11.9407-7004.2 220836	ATE Ø 40 - Halter
2.8 Turbo V6 XWD	206	05/08→02/15	➡	☐; → 93171500		11.9407-7004.2 220836	ATE Ø 40 - Halter
2.0 t	154	03/05→02/15	⬅	☐; → 12/05; passend für Felgengröße [Zoll]: 16		11.9571-9779.2 220657	ATE Ø 57 - Halter
2.8 Turbo V6	169	03/05→02/15	⬅	☐; → 12/05; passend für Felgengröße [Zoll]: 16		11.9571-9780.2 220658	ATE Ø 57 - Halter
2.8 Turbo V6	184	03/05→02/15	⬅	☐; 01/06→ 06/12; + 16" plus Rad		11.9606-9971.2 220589	ATE Ø 60 - Halter
			⬅	☐; 01/06→ 06/12; + 16" plus Rad		11.9606-9972.2 220590	ATE Ø 60 - Halter
			➡	☐; 93171501→; → 06/12		11.9387-7005.2 220569	ATE Ø 38 - Halter
			➡	☐; 93171501→; → 06/12		11.9387-7006.2 220570	ATE Ø 38 - Halter
			➡	☐; → 93171500		11.9407-7003.2 220835	ATE Ø 40 - Halter
			➡	☐; → 93171500		11.9407-7004.2 220836	ATE Ø 40 - Halter
2.0 t BioPower	162	01/11→02/15	⬅	☐; → 06/12; passend für Felgengröße [Zoll]: 15; nur paarweise austauschen		11.9571-9781.2 220659	ATE Ø 57 - Halter
			➡	☐; → 06/12		11.9387-7003.2 220567	ATE Ø 38 - Halter
			➡	☐; → 06/12		11.9387-7004.2 220568	ATE Ø 38 - Halter
2.0 t XWD	154	06/08→02/15	⬅	☐; 07/08→ 06/12; + 16" plus Rad		11.9606-9971.2 220589	ATE Ø 60 - Halter
			⬅	☐; 07/08→ 06/12; + 16" plus Rad		11.9606-9972.2 220590	ATE Ø 60 - Halter
			➡	☐; 93171501→; → 06/12		11.9387-7005.2 220569	ATE Ø 38 - Halter
			➡	☐; 93171501→; → 06/12		11.9387-7006.2 220570	ATE Ø 38 - Halter
			➡	☐; 07/08→; → 93171500		11.9407-7003.2 220835	ATE Ø 40 - Halter
			➡	☐; 07/08→; → 93171500		11.9407-7004.2 220836	ATE Ø 40 - Halter
<b>Halter, Bremssattel</b>							
1.8 i	90	03/05→02/15	➡	→ 06/12		11.8170-0633.1 260117	ATE
1.8t 2.0	110	03/05→02/15					
1.9 TiD	88	03/05→02/15					
1.9 TiD	110	03/05→02/15					
1.9 TTiD	96	12/07→02/15					
1.9 TTiD	118	12/07→02/15					
1.9 TTiD	132	12/07→02/15					
2.0 t	110	03/05→02/15					
2.0 t	120	01/07→02/15					
2.0 t	129	03/05→02/15					
2.0 t BioPower	110	01/07→02/15					
2.0 t BioPower	120	01/11→02/15					
2.0 t BioPower	129	01/07→02/15					
2.0 t BioPower	145	06/07→02/15					
2.0 t BioPower	162	01/11→02/15					
2.0 t Bio Power	147	02/09→02/15					
2.0 t BioPower XWD	120	01/11→02/15					
2.0 t BioPower XWD	162	01/11→02/15					
2.0 t Bio Power XWD	154	06/08→02/15					
2.0 t XWD	120	01/07→02/15					
2.0 t XWD	162	01/11→02/15					
<b>Feder, Bremssattel</b>							
1.8 i	90	03/05→02/15	⬅	→ 06/12; passend für Felgengröße [Zoll]: 15	2	11.8116-0356.1 390586	ATE
1.8t 2.0	110	03/05→02/15					
1.9 TiD	88	03/05→02/15	⬅	→ 06/12	2	11.8116-0410.2 390589	ATE
1.9 TiD	110	03/05→02/15					
2.0 t	110	03/05→02/15	➡	→ 06/12	2	11.8116-0340.1 390595	ATE
2.0 t	120	01/07→02/15					
2.0 t	129	03/05→02/15					
2.0 t BioPower	110	01/07→02/15					
2.0 t BioPower	120	01/11→02/15					
2.0 t BioPower	129	01/07→02/15					
2.0 t BioPower	145	06/07→02/15					
2.0 t Bio Power	147	02/09→02/15					
2.0 t BioPower XWD	120	01/11→02/15					
2.0 t BioPower XWD	162	01/11→02/15					
2.0 t Bio Power XWD	154	06/08→02/15					
2.0 t XWD	120	01/07→02/15					
2.0 t XWD	162	01/11→02/15					
1.9 TTiD	96	12/07→02/15	⬅	→ 06/12	2	11.8116-0345.2 390596	ATE
1.9 TTiD	118	12/07→02/15				11.8116-0410.2 390589	ATE
1.9 TTiD	132	12/07→02/15	⬅	→ 06/12; passend für Felgengröße [Zoll]: 15	2	11.8116-0356.1 390586	ATE
↓							

	kW			 	! #		
<b>SAAB - 9-3 Kombi (YS3F) 03/05→02/15</b>							
<b>Feder, Bremsattel</b>							
1.9 TTiD	96	12/07→02/15	➡	→ 06/12	2	11.8116-0340.1	390595 ATE
1.9 TTiD	118	12/07→02/15					
1.9 TTiD	132	12/07→02/15					
2.0 t	147	02/09→02/15	⬅	→ 06/12	2	11.8116-0345.2	390596 ATE
2.0 t	162	01/11→02/15					
2.0 t	177	05/09→02/15	➡	93171501→; → 06/12	2	11.8116-0340.1	390595 ATE
2.0 t XWD	177	05/09→02/15	➡	→ 93171500	2	11.8116-0340.1	390595 ATE
2.8 Turbo V6	188	12/07→02/15					
2.8 Turbo V6	203	05/08→02/15					
2.8 Turbo V6	206	05/08→02/15					
2.8 Turbo V6 XWD	206	05/08→02/15					
2.0 t	154	03/05→02/15	⬅	01/06→ 06/12	2	11.8116-0345.2	390596 ATE
2.8 Turbo V6	169	03/05→02/15	⬅	→ 12/05	2	11.8116-0356.1	390586 ATE
2.8 Turbo V6	184	03/05→02/15					
			➡	93171501→; → 06/12	2	11.8116-0340.1	390595 ATE
			➡	→ 93171500	2	11.8116-0340.1	390595 ATE
2.0 t BioPower	162	01/11→02/15	⬅	→ 06/12; passend für Felgenreöße [Zoll]: 15	2	11.8116-0356.1	390586 ATE
			➡	→ 06/12	2	11.8116-0340.1	390595 ATE
2.0 t XWD	154	06/08→02/15	⬅	07/08→ 06/12	2	11.8116-0345.2	390596 ATE
			➡	07/08→; → 93171500	2	11.8116-0340.1	390595 ATE
			➡	93171501→; → 06/12	2	11.8116-0340.1	390595 ATE
<b>Führungshülzensatz, Bremsattel</b>							
1.8 i	90	03/05→02/15	⬅	→ 06/12		11.0101-5407.2	260011 ATE
1.8t 2.0	110	03/05→02/15					
1.9 TiD	88	03/05→02/15	⬅	→ 06/12; passend für Felgenreöße [Zoll]: 15		11.0101-5407.2	260011 ATE
1.9 TiD	110	03/05→02/15					
1.9 TTiD	96	12/07→02/15	➡	→ 06/12		11.0101-5407.2	260011 ATE
1.9 TTiD	118	12/07→02/15					
1.9 TTiD	132	12/07→02/15					
2.0 t	110	03/05→02/15					
2.0 t	120	01/07→02/15					
2.0 t	129	03/05→02/15					
2.0 t BioPower	110	01/07→02/15					
2.0 t BioPower	120	01/11→02/15					
2.0 t BioPower	129	01/07→02/15					
2.0 t BioPower	145	06/07→02/15					
2.0 t Bio Power	147	02/09→02/15					
2.0 t BioPower XWD	120	01/11→02/15					
2.0 t BioPower XWD	162	01/11→02/15					
2.0 t Bio Power XWD	154	06/08→02/15					
2.0 t XWD	120	01/07→02/15					
2.0 t XWD	162	01/11→02/15					
2.0 t	147	02/09→02/15	⬅	→ 06/12		11.0101-5407.2	260011 ATE
2.0 t	162	01/11→02/15					
2.0 t	177	05/09→02/15	➡	93171501→; → 06/12		11.0101-5407.2	260011 ATE
2.0 t XWD	177	05/09→02/15	➡	→ 93171500		11.0101-5407.2	260011 ATE
2.8 Turbo V6	188	12/07→02/15					
2.8 Turbo V6	203	05/08→02/15					
2.8 Turbo V6	206	05/08→02/15					
2.8 Turbo V6 XWD	206	05/08→02/15					
2.0 t	154	03/05→02/15	⬅	01/06→ 06/12		11.0101-5407.2	260011 ATE
2.8 Turbo V6	169	03/05→02/15	⬅	→ 12/05		11.0101-5407.2	260011 ATE
2.8 Turbo V6	184	03/05→02/15					
			➡	93171501→; → 06/12		11.0101-5407.2	260011 ATE
			➡	→ 93171500		11.0101-5407.2	260011 ATE
2.0 t BioPower	162	01/11→02/15	⬅	→ 06/12; passend für Felgenreöße [Zoll]: 15		11.0101-5407.2	260011 ATE
			➡	→ 06/12		11.0101-5407.2	260011 ATE
2.0 t XWD	154	06/08→02/15	⬅	07/08→ 06/12		11.0101-5407.2	260011 ATE
			➡	93171501→; → 06/12		11.0101-5407.2	260011 ATE
			➡	07/08→; → 93171500		11.0101-5407.2	260011 ATE
<b>Führungsbolzen, Bremsattel</b>							
1.8 i	90	03/05→02/15		→ 06/12		11.8171-0008.1	990049 ATE
1.8t 2.0	110	03/05→02/15					
1.9 TiD	88	03/05→02/15	⬅	→ 06/12; passend für Felgenreöße [Zoll]: 15		11.8171-0008.1	990049 ATE
1.9 TiD	110	03/05→02/15					
2.0 t	110	03/05→02/15	➡	→ 06/12		11.8171-0008.1	990049 ATE
2.0 t	120	01/07→02/15					
2.0 t	129	03/05→02/15					
2.0 t BioPower	110	01/07→02/15					
2.0 t BioPower	120	01/11→02/15					
2.0 t BioPower	129	01/07→02/15					





































	kW			 	! #		
<b>SAAB - 9-3 Kombi (YS3F) 03/05→02/15</b>							
<b>Führungsbolzen, Bremsattel</b>							
2.0 t BioPower	145	06/07→02/15		→ 06/12		11.8171-0008.1 990049	ATE
2.0 t Bio Power	147	02/09→02/15	←	→ 06/12;		11.8171-0008.1 990049	ATE
2.0 t BioPower XWD	120	01/11→02/15		passend für Felgenreöße [Zoll]: 15			
2.0 t BioPower XWD	162	01/11→02/15					
2.0 t Bio Power XWD	154	06/08→02/15	→	→ 06/12		11.8171-0008.1 990049	ATE
2.0 t XWD	120	01/07→02/15					
2.0 t XWD	162	01/11→02/15					
1.9 TTiD	96	12/07→02/15		→ 06/12		11.8171-0008.1 990049	ATE
1.9 TTiD	118	12/07→02/15	←	→ 06/12		11.8171-0008.1 990049	ATE
1.9 TTiD	132	12/07→02/15					
			←	→ 06/12;		11.8171-0008.1 990049	ATE
			→	passend für Felgenreöße [Zoll]: 15			
			→	→ 06/12		11.8171-0008.1 990049	ATE
2.0 t	147	02/09→02/15	←	→ 06/12		11.8171-0008.1 990049	ATE
2.0 t	162	01/11→02/15					
2.0 t	177	05/09→02/15	→	93171501→; → 06/12		11.8171-0008.1 990049	ATE
2.0 t XWD	177	05/09→02/15	→	→ 93171500		11.8171-0008.1 990049	ATE
2.8 Turbo V6	188	12/07→02/15					
2.8 Turbo V6	203	05/08→02/15					
2.8 Turbo V6	206	05/08→02/15					
2.8 Turbo V6 XWD	206	05/08→02/15					
2.0 t	154	03/05→02/15	←	01/06→ 06/12		11.8171-0008.1 990049	ATE
2.8 Turbo V6	169	03/05→02/15	←	→ 12/05		11.8171-0008.1 990049	ATE
2.8 Turbo V6	184	03/05→02/15					
			→	93171501→; → 06/12		11.8171-0008.1 990049	ATE
			→	→ 93171500		11.8171-0008.1 990049	ATE
2.0 t BioPower	162	01/11→02/15	←	→ 06/12;		11.8171-0008.1 990049	ATE
				passend für Felgenreöße [Zoll]: 15			
			→	→ 06/12		11.8171-0008.1 990049	ATE
2.0 t XWD	154	06/08→02/15	←	07/08→ 06/12		11.8171-0008.1 990049	ATE
			→	93171501→; → 06/12		11.8171-0008.1 990049	ATE
			→	07/08→; → 93171500		11.8171-0008.1 990049	ATE
<b>Dichtungssatz, Bremsattel</b>							
1.9 TTiD	96	12/07→02/15	←	→ 06/12		11.0441-6008.2 250038	ATE für Kolben-Ø [mm]: 60
1.9 TTiD	118	12/07→02/15					
1.9 TTiD	132	12/07→02/15					
2.0 t	147	02/09→02/15					
2.0 t	162	01/11→02/15					
2.0 t	177	05/09→02/15					
2.0 t XWD	177	05/09→02/15					
2.8 Turbo V6	188	12/07→02/15					
2.8 Turbo V6	203	05/08→02/15					
2.8 Turbo V6	206	05/08→02/15					
2.8 Turbo V6 XWD	206	05/08→02/15					
2.0 t	154	03/05→02/15	←	01/06→ 06/12		11.0441-6008.2 250038	ATE für Kolben-Ø [mm]: 60
2.8 Turbo V6	169	03/05→02/15					
2.8 Turbo V6	184	03/05→02/15					
2.0 t XWD	154	06/08→02/15	←	07/08→ 06/12		11.0441-6008.2 250038	ATE für Kolben-Ø [mm]: 60
<b>Bremsschlauch</b>							
1.8 i	90	03/05→02/15	←	→ 06/12	2	83.7807-0412.3 331098	L= 412
1.8t 2.0	110	03/05→02/15					
1.9 TiD	88	03/05→02/15	→	→ 06/12	2	24.5259-0315.3 330882	L= 315
1.9 TiD	110	03/05→02/15					
1.9 TTiD	96	12/07→02/15					
1.9 TTiD	118	12/07→02/15					
1.9 TTiD	132	12/07→02/15					
2.0 t	110	03/05→02/15					
2.0 t	120	01/07→02/15					
2.0 t	129	03/05→02/15					
2.0 t	147	02/09→02/15					
2.0 t	154	03/05→02/15					
2.0 t	162	01/11→02/15					
2.0 t	177	05/09→02/15					
2.0 t BioPower	110	01/07→02/15					
2.0 t BioPower	120	01/11→02/15					
2.0 t BioPower	129	01/07→02/15					
2.0 t BioPower	145	06/07→02/15					
2.0 t BioPower	162	01/11→02/15					
2.0 t Bio Power	147	02/09→02/15					
2.0 t BioPower XWD	120	01/11→02/15					
2.0 t BioPower XWD	162	01/11→02/15					
2.0 t Bio Power XWD	154	06/08→02/15					
2.0 t XWD	120	01/07→02/15					
2.0 t XWD	162	01/11→02/15					
2.0 t XWD	177	05/09→02/15					
↓							









	kw			 	! #		
<b>SAAB - 9-3 Kombi (YS3F) 03/05→02/15</b>							
<b>Bremsschlauch</b>							
2.8 Turbo V6	169	03/05→02/15	←	→ 06/12	2	83.7807-0412.3 331098	L= 412
2.8 Turbo V6	184	03/05→02/15	→	→ 06/12	2	24.5259-0315.3 330882	L= 315
2.8 Turbo V6	188	12/07→02/15					
2.8 Turbo V6	203	05/08→02/15					
2.8 Turbo V6	206	05/08→02/15					
2.8 Turbo V6 XWD	206	05/08→02/15					
2.0 t XWD	154	06/08→02/15	←	07/08→ 06/12	2	83.7807-0412.3 331098	L= 412
			→	07/08→ 06/12	2	24.5259-0315.3 330882	L= 315
<b>SAAB - 9-3X 02/09→12/12</b>							
<b>Bremssattel</b>							
1.9 TTiD AWD	132	02/09→12/12	←	☐; 03/09→ 06/12; passend für Felgengröße [Zoll]: 16		11.9571-9779.2 220657	ATE Ø 57 - Halter
2.0 t BioPower XWD	154	02/09→12/12	←	☐; 03/09→ 06/12; passend für Felgengröße [Zoll]: 16		11.9571-9780.2 220658	ATE Ø 57 - Halter
2.0 t XWD	154	02/09→12/12	←	☐; 03/09→ 06/12; passend für Felgengröße [Zoll]: 15; nur paarweise austauschen		11.9571-9781.2 220659	ATE Ø 57 - Halter
			←	☐; 03/09→ 06/12; passend für Felgengröße [Zoll]: 17		11.9576-9945.2 220931	ATE Ø 57 - Halter
			←	☐; 03/09→ 06/12; passend für Felgengröße [Zoll]: 17		11.9576-9946.2 220932	ATE Ø 57 - Halter
			←	☐; 03/09→ 06/12; + 16" plus Rad		11.9606-9971.2 220589	ATE Ø 60 - Halter
			←	☐; 03/09→ 06/12; + 16" plus Rad		11.9606-9972.2 220590	ATE Ø 60 - Halter
			→	☐; 03/09→ 06/12; passend für Felgengröße [Zoll]: 15		11.9387-7003.2 220567	ATE Ø 38 - Halter
			→	☐; 03/09→ 06/12; passend für Felgengröße [Zoll]: 15		11.9387-7004.2 220568	ATE Ø 38 - Halter
			→	☐; 03/09→ 06/12; passend für Felgengröße [Zoll]: 16		11.9387-7005.2 220569	ATE Ø 38 - Halter
			→	☐; 03/09→ 06/12; nicht für Felgengröße [Zoll]: 15		11.9387-7006.2 220570	ATE Ø 38 - Halter
2.0 t BioPower XWD	162	01/11→12/12	←	☐; → 06/12; passend für Felgengröße [Zoll]: 16		11.9571-9779.2 220657	ATE Ø 57 - Halter
			←	☐; → 06/12; passend für Felgengröße [Zoll]: 16		11.9571-9780.2 220658	ATE Ø 57 - Halter
			←	☐; → 06/12; passend für Felgengröße [Zoll]: 15; nur paarweise austauschen		11.9571-9781.2 220659	ATE Ø 57 - Halter
			←	☐; → 06/12; passend für Felgengröße [Zoll]: 17		11.9576-9945.2 220931	ATE Ø 57 - Halter
			←	☐; → 06/12; passend für Felgengröße [Zoll]: 17		11.9576-9946.2 220932	ATE Ø 57 - Halter
			←	☐; → 06/12; + 16" plus Rad		11.9606-9971.2 220589	ATE Ø 60 - Halter
			←	☐; → 06/12; + 16" plus Rad		11.9606-9972.2 220590	ATE Ø 60 - Halter
			→	☐; → 06/12; passend für Felgengröße [Zoll]: 15		11.9387-7003.2 220567	ATE Ø 38 - Halter
			→	☐; → 06/12; passend für Felgengröße [Zoll]: 15		11.9387-7004.2 220568	ATE Ø 38 - Halter
			→	☐; → 06/12; passend für Felgengröße [Zoll]: 16		11.9387-7005.2 220569	ATE Ø 38 - Halter
			→	☐; → 06/12; nicht für Felgengröße [Zoll]: 15		11.9387-7006.2 220570	ATE Ø 38 - Halter
<b>Halter, Bremssattel</b>							
1.9 TTiD AWD	132	02/09→12/12	→	03/09→ 06/12; passend für Felgengröße [Zoll]: 15		11.8170-0633.1 260117	ATE
2.0 t BioPower XWD	154	02/09→12/12					
2.0 t XWD	154	02/09→12/12					
2.0 t BioPower XWD	162	01/11→12/12	→	→ 06/12; passend für Felgengröße [Zoll]: 15		11.8170-0633.1 260117	ATE
<b>Feder, Bremssattel</b>							
1.9 TTiD AWD	132	02/09→12/12		03/09→ 06/12; passend für Felgengröße [Zoll]: 15	2	11.8116-0295.2 390524	ATE
2.0 t BioPower XWD	154	02/09→12/12					
2.0 t XWD	154	02/09→12/12		03/09→ 06/12	2	11.8116-0340.1 390595	ATE
						11.8116-0345.2 390596	ATE
						11.8116-0410.2 390589	ATE
			←	03/09→ 06/12	2	11.8116-0356.1 390586	ATE
			←	03/09→ 06/12; passend für Felgengröße [Zoll]: 15	2	11.8116-0356.1 390586	ATE
↓							









	kw			 	! #		
<b>SAAB - 9-3X 02/09→12/12</b>							
<b>Feder, Bremsattel</b>							
2.0 t BioPower XWD	162	01/11→12/12		→ 06/12; passend für Felgenreöße [Zoll]: 15	2	11.8116-0295.2 390524	ATE
				→ 06/12	2	11.8116-0340.1 390595	ATE
						11.8116-0345.2 390596	ATE
						11.8116-0410.2 390589	ATE
			←	→ 06/12	2	11.8116-0356.1 390586	ATE
		←	→ 06/12; passend für Felgenreöße [Zoll]: 15	2	11.8116-0356.1 390586	ATE	
<b>Führungshülzensatz, Bremsattel</b>							
1.9 TTiD AWD	132	02/09→12/12	←	03/09→ 06/12; passend für Felgenreöße [Zoll]: 15		11.0101-5407.2 260011	ATE
2.0 t BioPower XWD	154	02/09→12/12					
2.0 t XWD	154	02/09→12/12	←	03/09→ 06/12		11.0101-5407.2 260011	ATE
			→	03/09→ 06/12		11.0101-5407.2 260011	ATE
2.0 t BioPower XWD	162	01/11→12/12	←	→ 06/12		11.0101-5407.2 260011	ATE
			←	→ 06/12; passend für Felgenreöße [Zoll]: 15		11.0101-5407.2 260011	ATE
			→	→ 06/12		11.0101-5407.2 260011	ATE
<b>Führungsbolzen, Bremsattel</b>							
1.9 TTiD AWD	132	02/09→12/12		03/09→ 06/12;		11.8171-0008.1 990049	ATE
2.0 t BioPower XWD	154	02/09→12/12		passend für Felgenreöße [Zoll]: 15			
2.0 t XWD	154	02/09→12/12		03/09→ 06/12		11.8171-0008.1 990049	ATE
2.0 t BioPower XWD	162	01/11→12/12		→ 06/12		11.8171-0008.1 990049	ATE
				→ 06/12; passend für Felgenreöße [Zoll]: 15		11.8171-0008.1 990049	ATE
<b>Dichtungssatz, Bremsattel</b>							
1.9 TTiD AWD	132	02/09→12/12	←	03/09→ 06/12		11.0441-6008.2 250038	ATE für Kolben-Ø [mm]: 60
2.0 t BioPower XWD	154	02/09→12/12					
2.0 t XWD	154	02/09→12/12					
2.0 t BioPower XWD	162	01/11→12/12	←	→ 06/12		11.0441-6008.2 250038	ATE für Kolben-Ø [mm]: 60
<b>Bremsschlauch</b>							
1.9 TTiD AWD	132	02/09→12/12	←	03/09→ 06/12	2	83.7807-0412.3 331098	L= 412
2.0 t BioPower XWD	154	02/09→12/12					
2.0 t XWD	154	02/09→12/12					
2.0 t BioPower XWD	162	01/11→12/12	←	→ 06/12	2	83.7807-0412.3 331098	L= 412
<b>SAAB - 9-5 (YS3E) 09/97→12/09</b>							
<b>Bremsattel</b>							
1.9 TiD 2.2 TiD	110 88	01/06→12/09 03/02→12/09	←	☐; passend für Felgenreöße [Zoll]: 15		24.3571-1783.5 240751	ATE Ø 57 - Halter
			←	☐; passend für Felgenreöße [Zoll]: 15		24.3571-1784.5 240752	ATE Ø 57 - Halter
			→	☐; passend für Felgenreöße [Zoll]: 15		11.9381-9957.2 220661	ATE Ø 38 - Halter
			→	☐; passend für Felgenreöße [Zoll]: 15		11.9381-9958.2 220662	ATE Ø 38 - Halter
2.0 t 2.3 t	110 125	09/97→12/09 09/97→12/09	←	☐; → 12/98; passend für Felgenreöße [Zoll]: 15		24.3571-1761.5 240461	ATE Ø 57 - Halter
			←	☐; → X3020000; passend für Felgenreöße [Zoll]: 15		24.3571-1761.5 240461	ATE Ø 57 - Halter
			←	☐; → 12/98; passend für Felgenreöße [Zoll]: 15		24.3571-1762.5 240462	ATE Ø 57 - Halter
			←	☐; → X3020000; passend für Felgenreöße [Zoll]: 15		24.3571-1762.5 240462	ATE Ø 57 - Halter
			←	☐; X3020001→; → 12/01; passend für Felgenreöße [Zoll]: 15		24.3571-1783.5 240751	ATE Ø 57 - Halter
			←	☐; 01/02→; passend für Felgenreöße [Zoll]: 15		24.3571-1783.5 240751	ATE Ø 57 - Halter
			←	☐; 01/99→ 12/01; passend für Felgenreöße [Zoll]: 15		24.3571-1783.5 240751	ATE Ø 57 - Halter
			←	☐; X3020001→; → 12/01; passend für Felgenreöße [Zoll]: 15		24.3571-1784.5 240752	ATE Ø 57 - Halter
			←	☐; 01/99→ 12/01; passend für Felgenreöße [Zoll]: 15		24.3571-1784.5 240752	ATE Ø 57 - Halter
			←	☐; 01/02→; passend für Felgenreöße [Zoll]: 15		24.3571-1784.5 240752	ATE Ø 57 - Halter
			→	☐; X3025752→; passend für Felgenreöße [Zoll]: 15		11.9381-9957.2 220661	ATE Ø 38 - Halter

















	kw			 	! #		
<b>SAAB - 9-5 (YS3E) 09/97→12/09</b>							
 <b>Bremssattel</b>							
2.0 t	110	09/97→12/09	➔	 X3025752→;	11.9381-9958.2	220662	ATE Ø 38 - Halter
2.3 t	125	09/97→12/09		passend für Felgengröße [Zoll]: 15			
2.0 t	136	07/00→12/09	➔	 ; passend für Felgengröße [Zoll]: 15	24.3571-1783.5	240751	ATE Ø 57 - Halter
			➔	 ; X3020001→; → 12/01;	24.3571-1783.5	240751	ATE Ø 57 - Halter
				passend für Felgengröße [Zoll]: 15			
			➔	 ; → 12/01;	24.3571-1783.5	240751	ATE Ø 57 - Halter
				passend für Felgengröße [Zoll]: 15			
			➔	 ; passend für Felgengröße [Zoll]: 15	24.3571-1784.5	240752	ATE Ø 57 - Halter
			➔	 ; X3020001→; → 12/01;	24.3571-1784.5	240752	ATE Ø 57 - Halter
				passend für Felgengröße [Zoll]: 15			
2.0 t Biopower	132	09/05→12/09	➔	 ; 06/06→;	24.3571-1783.5	240751	ATE Ø 57 - Halter
				passend für Felgengröße [Zoll]: 15			
			➔	 ; 06/06→;	24.3571-1784.5	240752	ATE Ø 57 - Halter
				passend für Felgengröße [Zoll]: 15			
2.0 t BioPower	110	01/05→12/09	➔	 ; X3025752→;	11.9381-9957.2	220661	ATE Ø 38 - Halter
				passend für Felgengröße [Zoll]: 15			
2.3 t BioPower	136	01/07→12/09	➔	 ; X3025752→;	11.9381-9958.2	220662	ATE Ø 38 - Halter
2.3 t BioPower	152	11/06→12/09	➔	 ; X3025752→;	11.9381-9958.2	220662	ATE Ø 38 - Halter
2.3 Turbo	134	04/08→12/09	➔	passend für Felgengröße [Zoll]: 15			
2.0 Turbo SE	141	10/98→07/00	➔	 ; → X3020000;	24.3571-1761.5	240461	ATE Ø 57 - Halter
				passend für Felgengröße [Zoll]: 15			
			➔	 ; → 12/98;	24.3571-1761.5	240461	ATE Ø 57 - Halter
				passend für Felgengröße [Zoll]: 15			
			➔	 ; → 12/98;	24.3571-1762.5	240462	ATE Ø 57 - Halter
				passend für Felgengröße [Zoll]: 15			
			➔	 ; → X3020000;	24.3571-1762.5	240462	ATE Ø 57 - Halter
				passend für Felgengröße [Zoll]: 15			
			➔	 ; 01/99→;	24.3571-1783.5	240751	ATE Ø 57 - Halter
				passend für Felgengröße [Zoll]: 15			
			➔	 ; 01/00→;	24.3571-1783.5	240751	ATE Ø 57 - Halter
				passend für Felgengröße [Zoll]: 16			
			➔	 ; X3020001→;	24.3571-1783.5	240751	ATE Ø 57 - Halter
				passend für Felgengröße [Zoll]: 15			
2.3 t	136	01/01→12/09	➔	 ; X3020001→; → 12/01;	24.3571-1783.5	240751	ATE Ø 57 - Halter
				passend für Felgengröße [Zoll]: 15			
			➔	 ; 01/02→;	24.3571-1783.5	240751	ATE Ø 57 - Halter
				passend für Felgengröße [Zoll]: 15			
			➔	 ; → 12/01;	24.3571-1783.5	240751	ATE Ø 57 - Halter
				passend für Felgengröße [Zoll]: 15			
			➔	 ; 01/02→;	24.3571-1784.5	240752	ATE Ø 57 - Halter
				passend für Felgengröße [Zoll]: 15			
2.3 Turbo	162	07/03→12/09	➔	 ; → 12/01;	24.3571-1784.5	240752	ATE Ø 57 - Halter
				passend für Felgengröße [Zoll]: 15			
			➔	 ; X3020001→; → 12/01;	24.3571-1784.5	240752	ATE Ø 57 - Halter
				passend für Felgengröße [Zoll]: 15			
			➔	 ; passend für Felgengröße [Zoll]: 15	11.9381-9957.2	220661	ATE Ø 38 - Halter
				passend für Felgengröße [Zoll]: 15			
2.3 Turbo	↓		➔	 ; passend für Felgengröße [Zoll]: 16	24.3571-1783.5	240751	ATE Ø 57 - Halter










	kw			 	! #					
<b>SAAB - 9-5 (YS3E) 09/97→12/09</b>										
 <b>Bremssattel</b>										
2.3 Turbo	162	07/03→12/09	←	☐; passend für Felgengröße [Zoll]: 15	24.3571-1783.5	240751	ATE Ø 57 - Halter			
			←	☐; 43510123→; passend für Felgengröße [Zoll]: 15	24.3571-1783.5	240751	ATE Ø 57 - Halter			
			←	☐; passend für Felgengröße [Zoll]: 16	24.3571-1784.5	240752	ATE Ø 57 - Halter			
			←	☐; passend für Felgengröße [Zoll]: 15	24.3571-1784.5	240752	ATE Ø 57 - Halter			
			←	☐; 43510123→; passend für Felgengröße [Zoll]: 15	24.3571-1784.5	240752	ATE Ø 57 - Halter			
			→	☐; passend für Felgengröße [Zoll]: 15	11.9381-9957.2	220661	ATE Ø 38 - Halter			
			→	☐; passend für Felgengröße [Zoll]: 15	11.9381-9958.2	220662	ATE Ø 38 - Halter			
			2.3 Turbo	169	10/99→09/01	←	☐; passend für Felgengröße [Zoll]: 16	24.3571-1783.5	240751	ATE Ø 57 - Halter
←	☐; passend für Felgengröße [Zoll]: 16	24.3571-1784.5				240752	ATE Ø 57 - Halter			
→	☐; passend für Felgengröße [Zoll]: 15	11.9381-9957.2				220661	ATE Ø 38 - Halter			
→	☐; passend für Felgengröße [Zoll]: 15	11.9381-9958.2				220662	ATE Ø 38 - Halter			
2.3 Turbo	184	09/01→12/09	←	☐; → 12/01; passend für Felgengröße [Zoll]: 16	24.3571-1783.5	240751	ATE Ø 57 - Halter			
			←	☐; 01/02→; passend für Felgengröße [Zoll]: 16	24.3571-1783.5	240751	ATE Ø 57 - Halter			
			←	☐; 01/02→; passend für Felgengröße [Zoll]: 16	24.3571-1784.5	240752	ATE Ø 57 - Halter			
			←	☐; → 12/01; passend für Felgengröße [Zoll]: 16	24.3571-1784.5	240752	ATE Ø 57 - Halter			
			→	☐; 01/02→; passend für Felgengröße [Zoll]: 16	11.3401-0055.2	220519	ATE Ø 40 + Halter			
			→	☐; 01/02→; → 53500056; passend für Felgengröße [Zoll]: 16	11.3401-0055.2	220519	ATE Ø 40 + Halter			
			→	☐; 01/02→; → 53500056; passend für Felgengröße [Zoll]: 16	11.3401-0056.2	220520	ATE Ø 40 + Halter			
			→	☐; 01/02→; passend für Felgengröße [Zoll]: 16	11.3401-0056.2	220520	ATE Ø 40 + Halter			
			→	☐; → 12/01; passend für Felgengröße [Zoll]: 15	11.9381-9957.2	220661	ATE Ø 38 - Halter			
			→	☐; 53500057→; passend für Felgengröße [Zoll]: 15	11.9381-9957.2	220661	ATE Ø 38 - Halter			
			→	☐; → 12/01; passend für Felgengröße [Zoll]: 15	11.9381-9958.2	220662	ATE Ø 38 - Halter			
			→	☐; 53500057→; passend für Felgengröße [Zoll]: 15	11.9381-9958.2	220662	ATE Ø 38 - Halter			
			2.3 Turbo	188	04/08→12/09	←	☐; passend für Felgengröße [Zoll]: 16	24.3571-1783.5	240751	ATE Ø 57 - Halter
						←	☐; passend für Felgengröße [Zoll]: 16	24.3571-1784.5	240752	ATE Ø 57 - Halter
→	☐; passend für Felgengröße [Zoll]: 16	11.3401-0055.2				220519	ATE Ø 40 + Halter			
→	☐; passend für Felgengröße [Zoll]: 16	11.3401-0056.2				220520	ATE Ø 40 + Halter			
→	☐; passend für Felgengröße [Zoll]: 15	11.9381-9957.2				220661	ATE Ø 38 - Halter			
→	☐; passend für Felgengröße [Zoll]: 15	11.9381-9958.2				220662	ATE Ø 38 - Halter			
2.3 Turbo	191	11/05→12/09	←	☐; passend für Felgengröße [Zoll]: 16	24.3571-1783.5	240751	ATE Ø 57 - Halter			
			←	☐; passend für Felgengröße [Zoll]: 16	24.3571-1784.5	240752	ATE Ø 57 - Halter			
			→	☐; passend für Felgengröße [Zoll]: 16	11.3401-0055.2	220519	ATE Ø 40 + Halter			
			→	☐; passend für Felgengröße [Zoll]: 16	11.3401-0056.2	220520	ATE Ø 40 + Halter			
2.3 Turbo	224	06/03→08/05	←	☐; passend für Felgengröße [Zoll]: 16	24.3571-1783.5	240751	ATE Ø 57 - Halter			
			←	☐; passend für Felgengröße [Zoll]: 16	24.3571-1784.5	240752	ATE Ø 57 - Halter			
			→	☐; → 03/04; passend für Felgengröße [Zoll]: 16	11.3401-0055.2	220519	ATE Ø 40 + Halter			
			→	☐; → 03/04; passend für Felgengröße [Zoll]: 16	11.3401-0056.2	220520	ATE Ø 40 + Halter			
3.0 TiD	130	07/01→12/09	←	☐; 01/02→; passend für Felgengröße [Zoll]: 16	24.3571-1783.5	240751	ATE Ø 57 - Halter			
			←	☐; → 12/01; passend für Felgengröße [Zoll]: 16	24.3571-1783.5	240751	ATE Ø 57 - Halter			
			←	☐; 01/02→; passend für Felgengröße [Zoll]: 16	24.3571-1784.5	240752	ATE Ø 57 - Halter			
			←	☐; → 12/01; passend für Felgengröße [Zoll]: 16	24.3571-1784.5	240752	ATE Ø 57 - Halter			
			→	☐; 01/02→; passend für Felgengröße [Zoll]: 16	11.3401-0055.2	220519	ATE Ø 40 + Halter			
↓										











	kw			 	! #		
<b>SAAB - 9-5 (YS3E) 09/97→12/09</b>							
<b> Bremssattel</b>							
3.0 TiD	130	07/01→12/09	➔	☐; 01/02→; passend für Felgenreöße [Zoll]: 16	2	11.3401-0056.2 220520	ATE Ø 40 + Halter
			➔	☐; → 12/01; passend für Felgenreöße [Zoll]: 15	2	11.9381-9957.2 220661	ATE Ø 38 - Halter
			➔	☐; → 12/01; passend für Felgenreöße [Zoll]: 15	2	11.9381-9958.2 220662	ATE Ø 38 - Halter
3.0 V6t	147	01/98→12/09	←	☐; → 12/01; passend für Felgenreöße [Zoll]: 16	2	24.3571-1783.5 240751	ATE Ø 57 - Halter
			←	☐; 01/02→; passend für Felgenreöße [Zoll]: 16	2	24.3571-1783.5 240751	ATE Ø 57 - Halter
			←	☐; 01/02→; passend für Felgenreöße [Zoll]: 16	2	24.3571-1784.5 240752	ATE Ø 57 - Halter
			←	☐; → 12/01; passend für Felgenreöße [Zoll]: 16	2	24.3571-1784.5 240752	ATE Ø 57 - Halter
			➔	☐; 01/02→; passend für Felgenreöße [Zoll]: 16	2	11.3401-0055.2 220519	ATE Ø 40 + Halter
			➔	☐; 01/02→; passend für Felgenreöße [Zoll]: 16	2	11.3401-0056.2 220520	ATE Ø 40 + Halter
			➔	☐; → 12/01; X3025752→; passend für Felgenreöße [Zoll]: 15	2	11.9381-9957.2 220661	ATE Ø 38 - Halter
			➔	☐; → 12/01; X3025752→; passend für Felgenreöße [Zoll]: 15	2	11.9381-9958.2 220662	ATE Ø 38 - Halter
<b>Feder, Bremssattel</b>							
1.9 TiD	110	01/06→12/09	←		2	11.8116-0292.1 390521	ATE
2.2 TiD	88	03/02→12/09	←		2	11.8116-0143.1 390513	ATE
2.3 Turbo	169	10/99→09/01	➔		2		
2.3 Turbo	188	04/08→12/09	➔		2		
2.3 Turbo	191	11/05→12/09	➔		2		
2.0 t	110	09/97→12/09	←	01/02→	2	11.8116-0292.1 390521	ATE
2.3 t	125	09/97→12/09	←	→ X3020000	2	11.8116-0292.1 390521	ATE
			←	→ 12/98	2	11.8116-0292.1 390521	ATE
			←	X3020001→; → 12/01	2	11.8116-0292.1 390521	ATE
			←	01/99→ 12/01	2	11.8116-0292.1 390521	ATE
			➔	X3025752→	2	11.8116-0143.1 390513	ATE
2.0 t	136	07/00→12/09	←		2	11.8116-0292.1 390521	ATE
			←	→ 12/01	2	11.8116-0292.1 390521	ATE
			←	X3020001→; → 12/01	2	11.8116-0292.1 390521	ATE
			➔	X3025752→	2	11.8116-0143.1 390513	ATE
2.0 t Biopower	132	09/05→12/09	←	06/06→	2	11.8116-0292.1 390521	ATE
			➔	X3025752→	2	11.8116-0143.1 390513	ATE
2.0 t BioPower	110	01/05→12/09	←		2	11.8116-0292.1 390521	ATE
2.3 t BioPower	136	01/07→12/09	←		2	11.8116-0292.1 390521	ATE
2.3 t BioPower	152	11/06→12/09	➔	X3025752→	2	11.8116-0143.1 390513	ATE
2.3 Turbo	134	04/08→12/09	➔		2		
2.0 Turbo SE	141	10/98→07/00	←	X3020001→	2	11.8116-0292.1 390521	ATE
			←	01/00→	2	11.8116-0292.1 390521	ATE
			←	→ X3020000	2	11.8116-0292.1 390521	ATE
			←	01/99→	2	11.8116-0292.1 390521	ATE
			←	→ 12/98	2	11.8116-0292.1 390521	ATE
			➔	X3025752→	2	11.8116-0143.1 390513	ATE
2.3 t	136	01/01→12/09	←	01/02→	2	11.8116-0292.1 390521	ATE
			←	X3020001→; → 12/01	2	11.8116-0292.1 390521	ATE
			←	→ 12/01	2	11.8116-0292.1 390521	ATE
			➔		2	11.8116-0143.1 390513	ATE
2.3 Turbo	162	07/03→12/09	←	43510123→	2	11.8116-0292.1 390521	ATE
			←		2	11.8116-0292.1 390521	ATE
			➔		2	11.8116-0143.1 390513	ATE
2.3 Turbo	184	09/01→12/09	←	01/02→	2	11.8116-0292.1 390521	ATE
			←	→ 12/01	2	11.8116-0292.1 390521	ATE
			➔	→ 12/01	2	11.8116-0143.1 390513	ATE
			➔	53500057→	2	11.8116-0143.1 390513	ATE
↓							

	kW			 	! #		
<b>SAAB - 9-5 (YS3E) 09/97→12/09</b>							
<b>Feder, Bremssattel</b>							
2.3 Turbo	184	09/01→12/09	➡	01/02→; → 53500056	2	11.8116-0143.1 390513	ATE
			➡	01/02→	2	11.8116-0143.1 390513	ATE
2.3 Turbo	224	06/03→08/05	←		2	11.8116-0292.1 390521	ATE
			➡	→ 03/04	2	11.8116-0143.1 390513	ATE
3.0 TiD	130	07/01→12/09	←	01/02→	2	11.8116-0292.1 390521	ATE
			←	→ 12/01	2	11.8116-0292.1 390521	ATE
			➡	→ 12/01	2	11.8116-0143.1 390513	ATE
			➡	01/02→	2	11.8116-0143.1 390513	ATE
3.0 V6t	147	01/98→12/09	←	01/02→	2	11.8116-0292.1 390521	ATE
			←	→ 12/01	2	11.8116-0292.1 390521	ATE
			➡	01/02→	2	11.8116-0143.1 390513	ATE
			➡	→ 12/01; X3025752→	2	11.8116-0143.1 390513	ATE
<b>Führungshülzensatz, Bremssattel</b>							
1.9 TiD	110	01/06→12/09	←			11.0101-5407.2 260011	ATE
2.2 TiD	88	03/02→12/09	➡			11.0101-5407.2 260011	ATE
2.3 Turbo	169	10/99→09/01				11.0101-5407.2 260011	ATE
2.3 Turbo	188	04/08→12/09					
2.3 Turbo	191	11/05→12/09					
2.0 t	110	09/97→12/09	←	01/99→ 12/01		11.0101-5407.2 260011	ATE
2.3 t	125	09/97→12/09	←	01/02→		11.0101-5407.2 260011	ATE
			←	→ 12/98		11.0101-5407.2 260011	ATE
			←	X3020001→; → 12/01		11.0101-5407.2 260011	ATE
			←	→ X3020000		11.0101-5407.2 260011	ATE
			➡	X3025752→		11.0101-5407.2 260011	ATE
2.0 t	136	07/00→12/09	←			11.0101-5407.2 260011	ATE
			←	X3020001→; → 12/01		11.0101-5407.2 260011	ATE
			←	→ 12/01		11.0101-5407.2 260011	ATE
			➡	X3025752→		11.0101-5407.2 260011	ATE
2.0 t Biopower	132	09/05→12/09	←	06/06→		11.0101-5407.2 260011	ATE
			➡	X3025752→		11.0101-5407.2 260011	ATE
2.0 t BioPower	110	01/05→12/09	←			11.0101-5407.2 260011	ATE
2.3 t BioPower	136	01/07→12/09	➡			11.0101-5407.2 260011	ATE
2.3 t BioPower	152	11/06→12/09	➡	X3025752→		11.0101-5407.2 260011	ATE
2.3 Turbo	134	04/08→12/09					
2.0 Turbo SE	141	10/98→07/00	←	→ 12/98		11.0101-5407.2 260011	ATE
			←	01/99→		11.0101-5407.2 260011	ATE
			←	01/00→		11.0101-5407.2 260011	ATE
			←	X3020001→		11.0101-5407.2 260011	ATE
			←	→ X3020000		11.0101-5407.2 260011	ATE
			➡	X3025752→		11.0101-5407.2 260011	ATE
2.3 t	136	01/01→12/09	←	01/02→		11.0101-5407.2 260011	ATE
			←	X3020001→; → 12/01		11.0101-5407.2 260011	ATE
			←	→ 12/01		11.0101-5407.2 260011	ATE
			➡			11.0101-5407.2 260011	ATE
2.3 Turbo	162	07/03→12/09	←			11.0101-5407.2 260011	ATE
			←	43510123→		11.0101-5407.2 260011	ATE
			➡			11.0101-5407.2 260011	ATE
2.3 Turbo	184	09/01→12/09	←	01/02→		11.0101-5407.2 260011	ATE
			←	→ 12/01		11.0101-5407.2 260011	ATE
			➡	01/02→		11.0101-5407.2 260011	ATE
			➡	→ 12/01		11.0101-5407.2 260011	ATE
			➡	53500057→		11.0101-5407.2 260011	ATE
			➡	01/02→; → 53500056		11.0101-5407.2 260011	ATE
2.3 Turbo	224	06/03→08/05	←			11.0101-5407.2 260011	ATE
			➡	→ 03/04		11.0101-5407.2 260011	ATE
↓							









	kW			 	! #			
<b>SAAB - 9-5 (YS3E) 09/97→12/09</b>								
<b>Führungshülzensatz, Bremssattel</b>								
3.0 TiD	130	07/01→12/09	←	→ 12/01		11.0101-5407.2	260011	ATE
			←	01/02→		11.0101-5407.2	260011	ATE
			→	01/02→		11.0101-5407.2	260011	ATE
			→	→ 12/01		11.0101-5407.2	260011	ATE
3.0 V6t	147	01/98→12/09	←	→ 12/01		11.0101-5407.2	260011	ATE
			←	01/02→		11.0101-5407.2	260011	ATE
			→	01/02→		11.0101-5407.2	260011	ATE
			→	→ 12/01; X3025752→		11.0101-5407.2	260011	ATE
<b>Führungsbolzen, Bremssattel</b>								
1.9 TiD	110	01/06→12/09				11.8171-0008.1	990049	ATE
2.2 TiD	88	03/02→12/09						
2.3 Turbo	169	10/99→09/01						
2.3 Turbo	188	04/08→12/09						
2.3 Turbo	191	11/05→12/09						
2.0 t	110	09/97→12/09		→ X3020000		11.8171-0008.1	990049	ATE
2.3 t	125	09/97→12/09		X3020001→; → 12/01		11.8171-0008.1	990049	ATE
				01/99→ 12/01		11.8171-0008.1	990049	ATE
				→ 12/98		11.8171-0008.1	990049	ATE
				X3025752→		11.8171-0008.1	990049	ATE
				01/02→		11.8171-0008.1	990049	ATE
2.0 t	136	07/00→12/09		X3025752→		11.8171-0008.1	990049	ATE
				X3020001→; → 12/01		11.8171-0008.1	990049	ATE
				→ 12/01		11.8171-0008.1	990049	ATE
2.0 t Biopower	132	09/05→12/09		X3025752→		11.8171-0008.1	990049	ATE
				06/06→		11.8171-0008.1	990049	ATE
2.0 t BioPower	110	01/05→12/09		X3025752→		11.8171-0008.1	990049	ATE
2.3 t BioPower	136	01/07→12/09						
2.3 t BioPower	152	11/06→12/09						
2.3 Turbo	134	04/08→12/09				11.8171-0008.1	990049	ATE
2.0 Turbo SE	141	10/98→07/00		X3020001→		11.8171-0008.1	990049	ATE
				→ X3020000		11.8171-0008.1	990049	ATE
				01/99→		11.8171-0008.1	990049	ATE
				01/00→		11.8171-0008.1	990049	ATE
				→ 12/98		11.8171-0008.1	990049	ATE
2.3 t	136	01/01→12/09		X3025752→		11.8171-0008.1	990049	ATE
				X3020001→; → 12/01		11.8171-0008.1	990049	ATE
				→ 12/01		11.8171-0008.1	990049	ATE
2.3 Turbo	162	07/03→12/09		43510123→		11.8171-0008.1	990049	ATE
						11.8171-0008.1	990049	ATE
2.3 Turbo	184	09/01→12/09		01/02→; → 53500056		11.8171-0008.1	990049	ATE
				01/02→		11.8171-0008.1	990049	ATE
				53500057→		11.8171-0008.1	990049	ATE
				→ 12/01		11.8171-0008.1	990049	ATE
2.3 Turbo	224	06/03→08/05		→ 03/04		11.8171-0008.1	990049	ATE
						11.8171-0008.1	990049	ATE
3.0 TiD	130	07/01→12/09		01/02→		11.8171-0008.1	990049	ATE
				→ 12/01		11.8171-0008.1	990049	ATE
3.0 V6t	147	01/98→12/09		→ 12/01; X3025752→		11.8171-0008.1	990049	ATE
				01/02→		11.8171-0008.1	990049	ATE
				→ 12/01		11.8171-0008.1	990049	ATE
<b>Dichtungssatz, Bremssattel</b>								
1.9 TiD	110	01/06→12/09				11.0441-3803.2	250010	ATE
2.2 TiD	88	03/02→12/09	←			11.0441-5704.2	250034	ATE
2.3 Turbo	169	10/99→09/01						
2.0 t	110	09/97→12/09		X3025752→		11.0441-3803.2	250010	ATE
2.3 t	125	09/97→12/09	←	01/02→		11.0441-5704.2	250034	ATE
			←	→ 12/98		11.0441-5704.2	250034	ATE
↓								


















	kw			 	! #		
<b>SAAB - 9-5 (YS3E) 09/97→12/09</b>							
<b>Dichtungssatz, Bremssattel</b>							
2.0 t	110	09/97→12/09	←	01/99→ 12/01		11.0441-5704.2 250034	ATE
2.3 t	125	09/97→12/09	←	→ X3020000		11.0441-5704.2 250034	ATE
			←	X3020001→; → 12/01		11.0441-5704.2 250034	ATE
2.0 t	136	07/00→12/09		X3025752→		11.0441-3803.2 250010	ATE
			←			11.0441-5704.2 250034	ATE
			←	X3020001→; → 12/01		11.0441-5704.2 250034	ATE
			←	→ 12/01		11.0441-5704.2 250034	ATE
2.0 t Biopower	132	09/05→12/09		X3025752→		11.0441-3803.2 250010	ATE
			←	06/06→		11.0441-5704.2 250034	ATE
2.0 t BioPower	110	01/05→12/09		X3025752→		11.0441-3803.2 250010	ATE
2.3 t BioPower	136	01/07→12/09					
2.3 t BioPower	152	11/06→12/09	←			11.0441-5704.2 250034	ATE
2.3 Turbo	134	04/08→12/09					
2.0 Turbo SE	141	10/98→07/00		X3025752→		11.0441-3803.2 250010	ATE
			←	→ 12/98		11.0441-5704.2 250034	ATE
			←	01/99→		11.0441-5704.2 250034	ATE
			←	01/00→		11.0441-5704.2 250034	ATE
			←	X3020001→		11.0441-5704.2 250034	ATE
			←	→ X3020000		11.0441-5704.2 250034	ATE
2.3 t	136	01/01→12/09				11.0441-3803.2 250010	ATE
			←	01/02→		11.0441-5704.2 250034	ATE
			←	→ 12/01		11.0441-5704.2 250034	ATE
			←	X3020001→; → 12/01		11.0441-5704.2 250034	ATE
2.3 Turbo	162	07/03→12/09				11.0441-3803.2 250010	ATE
			←			11.0441-5704.2 250034	ATE
			←	43510123→		11.0441-5704.2 250034	ATE
2.3 Turbo	184	09/01→12/09		→ 12/01		11.0441-3803.2 250010	ATE
				53500057→		11.0441-3803.2 250010	ATE
				01/02→		11.0441-4002.2 250011	ATE
				01/02→; → 53500056		11.0441-4002.2 250011	ATE
			←	01/02→		11.0441-5704.2 250034	ATE
			←	→ 12/01		11.0441-5704.2 250034	ATE
2.3 Turbo	188	04/08→12/09				11.0441-3803.2 250010	ATE
			←			11.0441-4002.2 250011	ATE
			←			11.0441-5704.2 250034	ATE
2.3 Turbo	191	11/05→12/09				11.0441-4002.2 250011	ATE
			←			11.0441-5704.2 250034	ATE
2.3 Turbo	224	06/03→08/05		→ 03/04		11.0441-4002.2 250011	ATE
			←			11.0441-5704.2 250034	ATE
3.0 TiD	130	07/01→12/09		→ 12/01		11.0441-3803.2 250010	ATE
				01/02→		11.0441-4002.2 250011	ATE
			←	01/02→		11.0441-5704.2 250034	ATE
			←	→ 12/01		11.0441-5704.2 250034	ATE
3.0 V6t	147	01/98→12/09		→ 12/01; X3025752→		11.0441-3803.2 250010	ATE
				01/02→		11.0441-4002.2 250011	ATE
			←	→ 12/01		11.0441-5704.2 250034	ATE
			←	01/02→		11.0441-5704.2 250034	ATE
<b>Bremsschlauch</b>							
1.9 TiD	110	01/06→12/09	←		2	24.5231-0426.3 331313	L= 426
2.0 t	110	09/97→12/09					
2.0 t	136	07/00→12/09	→		2	24.5233-0200.3 330425	L= 198
2.0 t BioPower	110	01/05→12/09	→	am Bremssattel	2	83.7119-0180.3 330634	L= 180
2.0 Turbo SE	141	10/98→07/00					
2.2 TiD	88	03/02→12/09					
2.3 t	125	09/97→12/09					
2.3 t	136	01/01→12/09					
2.3 t BioPower	136	01/07→12/09					
2.3 t BioPower	152	11/06→12/09					
2.3 Turbo	134	04/08→12/09					
2.3 Turbo	162	07/03→12/09					
↓							








	kw			 	! #		
<b>SAAB - 9-5 (YS3E) 09/97→12/09</b>							
 <b>Bremsschlauch</b>							
2.3 Turbo	169	10/99→09/01	←		2	24.5231-0426.3 331313	L= 426
2.3 Turbo	184	09/01→12/09	→		2	24.5233-0200.3 330425	L= 198
2.3 Turbo	188	04/08→12/09	→		2	24.5233-0200.3 330425	L= 198
2.3 Turbo	191	11/05→12/09	→	am Bremssattel	2	83.7119-0180.3 330634	L= 180
3.0 TiD	130	07/01→12/09	→		2	83.7119-0180.3 330634	L= 180
3.0 V6t	147	01/98→12/09	→		2	83.7119-0180.3 330634	L= 180
2.0 t Biopower	132	09/05→12/09	←	06/06→	2	24.5231-0426.3 331313	L= 426
			→	06/06→	2	24.5233-0200.3 330425	L= 198
			→	am Bremssattel; 06/06→	2	83.7119-0180.3 330634	L= 180
2.3 Turbo	224	06/03→08/05	←	→ 03/04	2	24.5231-0426.3 331313	L= 426
			→	→ 03/04	2	24.5233-0200.3 330425	L= 198
			→	am Bremssattel; → 03/04	2	83.7119-0180.3 330634	L= 180
<b>SAAB - 9-5 (YS3G) 01/10→01/12</b>							
 <b>Bremsschlauch</b>							
1.6 Turbo	132	05/10→01/12	←	passend für Felgengröße [Zoll]: 16; für Fahrzeuge ohne Sportpaket	2	24.5176-0494.3 331447	L= 494
2.0 t BioPower	162	05/10→01/12	→		2	24.5176-0384.3 331373	L= 384
2.0 t BioPower XWD	162	05/10→01/12	→		2	24.5176-0384.3 331373	L= 384
2.0 TiD	118	05/10→01/12	→		2	24.5176-0384.3 331373	L= 384
2.0 TTiD	140	05/10→01/12	→		2	24.5176-0384.3 331373	L= 384
2.0 TTiD XWD	140	05/10→01/12	→		2	24.5176-0384.3 331373	L= 384
2.0 Turbo	162	05/10→01/12	→		2	24.5176-0384.3 331373	L= 384
2.0 Turbo XWD	162	05/10→01/12	→		2	24.5176-0384.3 331373	L= 384
2.8 Turbo V6 XWD	221	05/10→01/12	→		2	24.5176-0384.3 331373	L= 384
<b>SAAB - 9-5 Kombi (YS3E) 10/98→12/09</b>							
 <b>Bremssattel</b>							
1.9 TiD	110	01/06→12/09	←	☐; passend für Felgengröße [Zoll]: 15	24.3571-1783.5	240751	ATE Ø 57 - Halter
1.9 TiD	129	01/07→12/09	←	☐; passend für Felgengröße [Zoll]: 15	24.3571-1784.5	240752	ATE Ø 57 - Halter
2.2 TiD	88	03/02→12/09	→	☐; passend für Felgengröße [Zoll]: 15	11.9381-9957.2	220661	ATE Ø 38 - Halter
			→	☐; passend für Felgengröße [Zoll]: 15	11.9381-9958.2	220662	ATE Ø 38 - Halter
2.0 t	110	10/98→12/09	←	☐; → 12/98; passend für Felgengröße [Zoll]: 15	24.3571-1761.5	240461	ATE Ø 57 - Halter
2.3 t	125	10/98→12/09	←	☐; → X3020000; passend für Felgengröße [Zoll]: 15	24.3571-1761.5	240461	ATE Ø 57 - Halter
			←	☐; → 12/98; passend für Felgengröße [Zoll]: 15	24.3571-1762.5	240462	ATE Ø 57 - Halter
			←	☐; → X3020000; passend für Felgengröße [Zoll]: 15	24.3571-1762.5	240462	ATE Ø 57 - Halter
			←	☐; → 12/01; X3020001→; passend für Felgengröße [Zoll]: 15	24.3571-1783.5	240751	ATE Ø 57 - Halter
			←	☐; 01/02→; passend für Felgengröße [Zoll]: 15	24.3571-1783.5	240751	ATE Ø 57 - Halter
			←	☐; 01/99→ 12/01; passend für Felgengröße [Zoll]: 15	24.3571-1783.5	240751	ATE Ø 57 - Halter
			←	☐; → 12/01; X3020001→; passend für Felgengröße [Zoll]: 15	24.3571-1784.5	240752	ATE Ø 57 - Halter
			←	☐; 01/99→ 12/01; passend für Felgengröße [Zoll]: 15	24.3571-1784.5	240752	ATE Ø 57 - Halter
			←	☐; 01/02→; passend für Felgengröße [Zoll]: 15	24.3571-1784.5	240752	ATE Ø 57 - Halter
			→	☐; X3025752→; passend für Felgengröße [Zoll]: 15	11.9381-9957.2	220661	ATE Ø 38 - Halter
			→	☐; X3025752→; passend für Felgengröße [Zoll]: 15	11.9381-9958.2	220662	ATE Ø 38 - Halter
2.0 t	136	07/00→07/01	←	☐; passend für Felgengröße [Zoll]: 15	24.3571-1761.5	240461	ATE Ø 57 - Halter
			←	☐; → X3020000; passend für Felgengröße [Zoll]: 15	24.3571-1783.5	240751	ATE Ø 57 - Halter
			←	☐; passend für Felgengröße [Zoll]: 15	24.3571-1762.5	240462	ATE Ø 57 - Halter
			←	☐; passend für Felgengröße [Zoll]: 15	24.3571-1784.5	240752	ATE Ø 57 - Halter
			←	☐; → X3020000; passend für Felgengröße [Zoll]: 15	24.3571-1762.5	240462	ATE Ø 57 - Halter
			←	☐; passend für Felgengröße [Zoll]: 16	24.3571-1783.5	240751	ATE Ø 57 - Halter
			←	☐; X3020001→; passend für Felgengröße [Zoll]: 15	24.3571-1783.5	240751	ATE Ø 57 - Halter
			←	☐; passend für Felgengröße [Zoll]: 16	24.3571-1784.5	240752	ATE Ø 57 - Halter



















	kw			 	! #		
<b>SAAB - 9-5 Kombi (YS3E) 10/98→12/09</b>							
<b> Bremsattel</b>							
2.0 t	136	07/00→07/01	←	☐; X3020001→; passend für Felgengröße [Zoll]: 15	24.3571-1784.5	240752	ATE Ø 57 - Halter
			→	☐; passend für Felgengröße [Zoll]: 15	11.9381-9957.2	220661	ATE Ø 38 - Halter
			→	☐; passend für Felgengröße [Zoll]: 15	11.9381-9958.2	220662	ATE Ø 38 - Halter
2.0 t	141	10/98→07/00	←	☐; → X3020000; passend für Felgengröße [Zoll]: 15	24.3571-1761.5	240461	ATE Ø 57 - Halter
			←	☐; → 12/98; passend für Felgengröße [Zoll]: 15	24.3571-1761.5	240461	ATE Ø 57 - Halter
			←	☐; → X3020000; passend für Felgengröße [Zoll]: 15	24.3571-1762.5	240462	ATE Ø 57 - Halter
			←	☐; → 12/98; passend für Felgengröße [Zoll]: 15	24.3571-1762.5	240462	ATE Ø 57 - Halter
			←	☐; X3020001→; passend für Felgengröße [Zoll]: 15	24.3571-1783.5	240751	ATE Ø 57 - Halter
			←	☐; 01/99→; passend für Felgengröße [Zoll]: 15	24.3571-1783.5	240751	ATE Ø 57 - Halter
			←	☐; X3020001→; passend für Felgengröße [Zoll]: 15	24.3571-1784.5	240752	ATE Ø 57 - Halter
			←	☐; 01/99→; passend für Felgengröße [Zoll]: 15	24.3571-1784.5	240752	ATE Ø 57 - Halter
			→	☐; X3025752→; passend für Felgengröße [Zoll]: 15	11.9381-9957.2	220661	ATE Ø 38 - Halter
			→	☐; X3025752→; passend für Felgengröße [Zoll]: 15	11.9381-9958.2	220662	ATE Ø 38 - Halter
			2.0 t Biopower	132	09/05→12/09	←	☐; 06/06→; passend für Felgengröße [Zoll]: 15
←	☐; 06/06→; passend für Felgengröße [Zoll]: 15	24.3571-1784.5				240752	ATE Ø 57 - Halter
→	☐; X3025752→; passend für Felgengröße [Zoll]: 15	11.9381-9957.2				220661	ATE Ø 38 - Halter
→	☐; X3025752→; passend für Felgengröße [Zoll]: 15	11.9381-9958.2				220662	ATE Ø 38 - Halter
2.0 t BioPower	110	01/06→12/09	←	☐; passend für Felgengröße [Zoll]: 15	24.3571-1783.5	240751	ATE Ø 57 - Halter
			←	☐; passend für Felgengröße [Zoll]: 15	24.3571-1784.5	240752	ATE Ø 57 - Halter
			→	☐; X3025752→; passend für Felgengröße [Zoll]: 15	11.9381-9957.2	220661	ATE Ø 38 - Halter
			→	☐; X3025752→; passend für Felgengröße [Zoll]: 15	11.9381-9958.2	220662	ATE Ø 38 - Halter
2.3 t	136	01/01→12/09	←	☐; 01/02→; passend für Felgengröße [Zoll]: 15	24.3571-1783.5	240751	ATE Ø 57 - Halter
			←	☐; → 12/01; passend für Felgengröße [Zoll]: 15	24.3571-1783.5	240751	ATE Ø 57 - Halter
			←	☐; 01/02→; passend für Felgengröße [Zoll]: 15	24.3571-1784.5	240752	ATE Ø 57 - Halter
			←	☐; → 12/01; passend für Felgengröße [Zoll]: 15	24.3571-1784.5	240752	ATE Ø 57 - Halter
			→	☐; passend für Felgengröße [Zoll]: 15	11.9381-9957.2	220661	ATE Ø 38 - Halter
			→	☐; passend für Felgengröße [Zoll]: 15	11.9381-9958.2	220662	ATE Ø 38 - Halter
2.3 t BioPower 2.3 t BioPower	136 152	01/07→12/09 11/06→12/09	←	☐; passend für Felgengröße [Zoll]: 15	24.3571-1783.5	240751	ATE Ø 57 - Halter
			←	☐; passend für Felgengröße [Zoll]: 16	24.3571-1783.5	240751	ATE Ø 57 - Halter
	←	☐; passend für Felgengröße [Zoll]: 16	24.3571-1784.5	240752	ATE Ø 57 - Halter		
	←	☐; passend für Felgengröße [Zoll]: 15	24.3571-1784.5	240752	ATE Ø 57 - Halter		
	→	☐; X3025752→; passend für Felgengröße [Zoll]: 15	11.9381-9957.2	220661	ATE Ø 38 - Halter		
	→	☐; X3025752→; passend für Felgengröße [Zoll]: 15	11.9381-9958.2	220662	ATE Ø 38 - Halter		
2.3 t BioPower	154	11/06→12/09	←	☐; 01/07→; passend für Felgengröße [Zoll]: 15	24.3571-1783.5	240751	ATE Ø 57 - Halter
			←	☐; 01/07→; passend für Felgengröße [Zoll]: 16	24.3571-1783.5	240751	ATE Ø 57 - Halter
			←	☐; 01/07→; passend für Felgengröße [Zoll]: 16	24.3571-1784.5	240752	ATE Ø 57 - Halter
			←	☐; 01/07→; passend für Felgengröße [Zoll]: 15	24.3571-1784.5	240752	ATE Ø 57 - Halter
			→	☐; X3025752→; passend für Felgengröße [Zoll]: 15	11.9381-9957.2	220661	ATE Ø 38 - Halter
			→	☐; X3025752→; passend für Felgengröße [Zoll]: 15	11.9381-9958.2	220662	ATE Ø 38 - Halter
↓							

	kw			 	! #		
<b>SAAB - 9-5 Kombi (YS3E) 10/98→12/09</b>							
 <b>Bremssattel</b>							
2.3 Turbo	162	07/03→12/09	←	☐; passend für Felgengröße [Zoll]: 16	24.3571-1783.5	240751	ATE Ø 57 - Halter
			←	☐; passend für Felgengröße [Zoll]: 15	24.3571-1783.5	240751	ATE Ø 57 - Halter
			←	☐; 43510123→; passend für Felgengröße [Zoll]: 15	24.3571-1783.5	240751	ATE Ø 57 - Halter
			←	☐; passend für Felgengröße [Zoll]: 16	24.3571-1784.5	240752	ATE Ø 57 - Halter
			←	☐; passend für Felgengröße [Zoll]: 15	24.3571-1784.5	240752	ATE Ø 57 - Halter
			←	☐; 43510123→; passend für Felgengröße [Zoll]: 15	24.3571-1784.5	240752	ATE Ø 57 - Halter
			→	☐; passend für Felgengröße [Zoll]: 15	11.9381-9957.2	220661	ATE Ø 38 - Halter
			→	☐; passend für Felgengröße [Zoll]: 15	11.9381-9958.2	220662	ATE Ø 38 - Halter
2.3 Turbo	169	10/99→09/01	←	☐; passend für Felgengröße [Zoll]: 16	24.3571-1783.5	240751	ATE Ø 57 - Halter
			←	☐; passend für Felgengröße [Zoll]: 16	24.3571-1784.5	240752	ATE Ø 57 - Halter
			→	☐; passend für Felgengröße [Zoll]: 15	11.9381-9957.2	220661	ATE Ø 38 - Halter
			→	☐; passend für Felgengröße [Zoll]: 15	11.9381-9958.2	220662	ATE Ø 38 - Halter
2.3 Turbo	184	09/01→12/09	←	☐; → 12/01; passend für Felgengröße [Zoll]: 16	24.3571-1783.5	240751	ATE Ø 57 - Halter
			←	☐; 01/02→; passend für Felgengröße [Zoll]: 16	24.3571-1783.5	240751	ATE Ø 57 - Halter
			←	☐; 01/02→; passend für Felgengröße [Zoll]: 16	24.3571-1784.5	240752	ATE Ø 57 - Halter
			←	☐; → 12/01; passend für Felgengröße [Zoll]: 16	24.3571-1784.5	240752	ATE Ø 57 - Halter
			→	☐; 01/02→; passend für Felgengröße [Zoll]: 16	11.3401-0055.2	220519	ATE Ø 40 + Halter
			→	☐; 01/02→; → 53500056; passend für Felgengröße [Zoll]: 16	11.3401-0055.2	220519	ATE Ø 40 + Halter
			→	☐; 01/02→; → 53500056; passend für Felgengröße [Zoll]: 16	11.3401-0056.2	220520	ATE Ø 40 + Halter
			→	☐; 01/02→; passend für Felgengröße [Zoll]: 16	11.3401-0056.2	220520	ATE Ø 40 + Halter
			→	☐; → 12/01; passend für Felgengröße [Zoll]: 15	11.9381-9957.2	220661	ATE Ø 38 - Halter
			→	☐; 53500057→; passend für Felgengröße [Zoll]: 15	11.9381-9957.2	220661	ATE Ø 38 - Halter
			→	☐; → 12/01; passend für Felgengröße [Zoll]: 15	11.9381-9958.2	220662	ATE Ø 38 - Halter
			→	☐; 53500057→; passend für Felgengröße [Zoll]: 15	11.9381-9958.2	220662	ATE Ø 38 - Halter
2.3 Turbo	188	04/08→12/09	←	☐; passend für Felgengröße [Zoll]: 16	24.3571-1783.5	240751	ATE Ø 57 - Halter
2.3 Turbo	191	01/06→12/09	←	☐; passend für Felgengröße [Zoll]: 16	24.3571-1784.5	240752	ATE Ø 57 - Halter
2.3 Turbo	224	06/03→08/05	→	☐; passend für Felgengröße [Zoll]: 16	11.3401-0055.2	220519	ATE Ø 40 + Halter
			→	☐; passend für Felgengröße [Zoll]: 16	11.3401-0056.2	220520	ATE Ø 40 + Halter
3.0 TiD	130	07/01→12/09	←	☐; 01/02→; passend für Felgengröße [Zoll]: 16	24.3571-1783.5	240751	ATE Ø 57 - Halter
			←	☐; → 12/01; passend für Felgengröße [Zoll]: 16	24.3571-1783.5	240751	ATE Ø 57 - Halter
			←	☐; 01/02→; passend für Felgengröße [Zoll]: 16	24.3571-1784.5	240752	ATE Ø 57 - Halter
			←	☐; → 12/01; passend für Felgengröße [Zoll]: 16	24.3571-1784.5	240752	ATE Ø 57 - Halter
			→	☐; 01/02→; passend für Felgengröße [Zoll]: 16	11.3401-0055.2	220519	ATE Ø 40 + Halter
			→	☐; 01/02→; passend für Felgengröße [Zoll]: 16	11.3401-0056.2	220520	ATE Ø 40 + Halter
			→	☐; → 12/01; passend für Felgengröße [Zoll]: 15	11.9381-9957.2	220661	ATE Ø 38 - Halter
			→	☐; → 12/01; passend für Felgengröße [Zoll]: 15	11.9381-9958.2	220662	ATE Ø 38 - Halter
3.0 V6t	147	10/98→12/09	←	☐; → 12/01; passend für Felgengröße [Zoll]: 16	24.3571-1783.5	240751	ATE Ø 57 - Halter
			←	☐; 01/02→; passend für Felgengröße [Zoll]: 16	24.3571-1783.5	240751	ATE Ø 57 - Halter
			←	☐; 01/02→; passend für Felgengröße [Zoll]: 16	24.3571-1784.5	240752	ATE Ø 57 - Halter
			←	☐; → 12/01; passend für Felgengröße [Zoll]: 16	24.3571-1784.5	240752	ATE Ø 57 - Halter
↓							

	kw			 	! #			
<b>SAAB - 9-5 Kombi (YS3E) 10/98→12/09</b>								
<b>Bremssattel</b>								
3.0 V6t	147	10/98→12/09	➔	☐; 01/02→; passend für Felgengröße [Zoll]: 16	2	11.3401-0055.2	220519	ATE Ø 40 + Halter
			➔	☐; 01/02→; passend für Felgengröße [Zoll]: 16	2	11.3401-0056.2	220520	ATE Ø 40 + Halter
			➔	☐; → 12/01; X3025752→; passend für Felgengröße [Zoll]: 15	2	11.9381-9957.2	220661	ATE Ø 38 - Halter
			➔	☐; → 12/01; X3025752→; passend für Felgengröße [Zoll]: 15	2	11.9381-9958.2	220662	ATE Ø 38 - Halter
<b>Feder, Bremssattel</b>								
1.9 TiD	110	01/06→12/09			2	11.8116-0143.1	390513	ATE
1.9 TiD	129	01/07→12/09	←		2	11.8116-0292.1	390521	ATE
2.2 TiD	88	03/02→12/09						
2.3 Turbo	169	10/99→09/01						
2.3 Turbo	188	04/08→12/09						
2.3 Turbo	191	01/06→12/09						
2.3 Turbo	224	06/03→08/05						
2.0 t	110	10/98→12/09		X3025752→	2	11.8116-0143.1	390513	ATE
2.3 t	125	10/98→12/09	←	01/02→	2	11.8116-0292.1	390521	ATE
			←	→ X3020000	2	11.8116-0292.1	390521	ATE
			←	→ 12/98	2	11.8116-0292.1	390521	ATE
			←	01/99→ 12/01	2	11.8116-0292.1	390521	ATE
			←	→ 12/01; X3020001→	2	11.8116-0292.1	390521	ATE
2.0 t	136	07/00→07/01			2	11.8116-0143.1	390513	ATE
2.0 t	141	10/98→07/00	←	→ X3020000	2	11.8116-0292.1	390521	ATE
			←	X3020001→	2	11.8116-0292.1	390521	ATE
			←	X3025752→	2	11.8116-0143.1	390513	ATE
2.0 t	132	09/05→12/09	←	X3020001→	2	11.8116-0292.1	390521	ATE
			←	→ X3020000	2	11.8116-0292.1	390521	ATE
			←	01/99→	2	11.8116-0292.1	390521	ATE
			←	→ 12/98	2	11.8116-0292.1	390521	ATE
2.0 t BioPower	110	01/06→12/09		X3025752→	2	11.8116-0143.1	390513	ATE
2.3 t BioPower	136	01/07→12/09	←		2	11.8116-0292.1	390521	ATE
2.3 t BioPower	152	11/06→12/09						
2.3 t	136	01/01→12/09	←	01/02→	2	11.8116-0292.1	390521	ATE
			←	→ 12/01	2	11.8116-0292.1	390521	ATE
2.3 t BioPower	154	11/06→12/09	←	X3025752→	2	11.8116-0143.1	390513	ATE
			←	01/07→	2	11.8116-0292.1	390521	ATE
2.3 Turbo	162	07/03→12/09	←	43510123→	2	11.8116-0292.1	390521	ATE
			←		2	11.8116-0292.1	390521	ATE
2.3 Turbo	184	09/01→12/09		01/02→; → 53500056	2	11.8116-0143.1	390513	ATE
				53500057→	2	11.8116-0143.1	390513	ATE
				→ 12/01	2	11.8116-0143.1	390513	ATE
				01/02→	2	11.8116-0143.1	390513	ATE
			←	01/02→	2	11.8116-0292.1	390521	ATE
3.0 TiD	130	07/01→12/09		→ 12/01	2	11.8116-0143.1	390513	ATE
			←	01/02→	2	11.8116-0292.1	390521	ATE
			←	→ 12/01	2	11.8116-0292.1	390521	ATE
			←	→ 12/01	2	11.8116-0292.1	390521	ATE
3.0 V6t	147	10/98→12/09		→ 12/01; X3025752→	2	11.8116-0143.1	390513	ATE
				01/02→	2	11.8116-0143.1	390513	ATE
			←	01/02→	2	11.8116-0292.1	390521	ATE
			←	→ 12/01	2	11.8116-0292.1	390521	ATE
<b>Führungshülzensatz, Bremssattel</b>								
1.9 TiD	110	01/06→12/09	←			11.0101-5407.2	260011	ATE
1.9 TiD	129	01/07→12/09						
↓								

	kW			 	! #		
<b>SAAB - 9-5 Kombi (YS3E) 10/98→12/09</b>							
<b>Führungshülzensatz, Bremsattel</b>							
2.2 TiD	88	03/02→12/09	➔			11.0101-5407.2 260011	ATE
2.3 Turbo	169	10/99→09/01					
2.3 Turbo	188	04/08→12/09					
2.3 Turbo	191	01/06→12/09					
2.3 Turbo	224	06/03→08/05					
2.0 t	110	10/98→12/09	➔	01/99→ 12/01		11.0101-5407.2 260011	ATE
2.3 t	125	10/98→12/09	➔	01/02→		11.0101-5407.2 260011	ATE
			➔	→ 12/98		11.0101-5407.2 260011	ATE
			➔	→ 12/01; X3020001→		11.0101-5407.2 260011	ATE
			➔	→ X3020000		11.0101-5407.2 260011	ATE
			➔	X3025752→		11.0101-5407.2 260011	ATE
2.0 t	136	07/00→07/01	➔			11.0101-5407.2 260011	ATE
			➔	→ X3020000		11.0101-5407.2 260011	ATE
			➔	X3020001→		11.0101-5407.2 260011	ATE
			➔			11.0101-5407.2 260011	ATE
2.0 t	141	10/98→07/00	➔	→ 12/98		11.0101-5407.2 260011	ATE
			➔	01/99→		11.0101-5407.2 260011	ATE
			➔	→ X3020000		11.0101-5407.2 260011	ATE
			➔	X3020001→		11.0101-5407.2 260011	ATE
			➔	X3025752→		11.0101-5407.2 260011	ATE
2.0 t Biopower	132	09/05→12/09	➔	06/06→		11.0101-5407.2 260011	ATE
			➔	X3025752→		11.0101-5407.2 260011	ATE
2.0 t BioPower	110	01/06→12/09	➔			11.0101-5407.2 260011	ATE
2.3 t BioPower	136	01/07→12/09	➔			11.0101-5407.2 260011	ATE
2.3 t BioPower	152	11/06→12/09	➔	X3025752→		11.0101-5407.2 260011	ATE
2.3 t	136	01/01→12/09	➔	01/02→		11.0101-5407.2 260011	ATE
			➔	→ 12/01		11.0101-5407.2 260011	ATE
			➔			11.0101-5407.2 260011	ATE
2.3 t BioPower	154	11/06→12/09	➔	01/07→		11.0101-5407.2 260011	ATE
			➔	X3025752→		11.0101-5407.2 260011	ATE
2.3 Turbo	162	07/03→12/09	➔			11.0101-5407.2 260011	ATE
			➔	43510123→		11.0101-5407.2 260011	ATE
			➔			11.0101-5407.2 260011	ATE
2.3 Turbo	184	09/01→12/09	➔	01/02→		11.0101-5407.2 260011	ATE
			➔	→ 12/01		11.0101-5407.2 260011	ATE
			➔	01/02→		11.0101-5407.2 260011	ATE
			➔	→ 12/01		11.0101-5407.2 260011	ATE
			➔	53500057→		11.0101-5407.2 260011	ATE
			➔	01/02→; → 53500056		11.0101-5407.2 260011	ATE
3.0 TiD	130	07/01→12/09	➔	→ 12/01		11.0101-5407.2 260011	ATE
			➔	01/02→		11.0101-5407.2 260011	ATE
			➔	01/02→		11.0101-5407.2 260011	ATE
			➔	→ 12/01		11.0101-5407.2 260011	ATE
3.0 V6t	147	10/98→12/09	➔	→ 12/01		11.0101-5407.2 260011	ATE
			➔	01/02→		11.0101-5407.2 260011	ATE
			➔	01/02→		11.0101-5407.2 260011	ATE
			➔	→ 12/01; X3025752→		11.0101-5407.2 260011	ATE
<b>Führungsbolzen, Bremsattel</b>							
1.9 TiD	110	01/06→12/09				11.8171-0008.1 990049	ATE
1.9 TiD	129	01/07→12/09					
2.2 TiD	88	03/02→12/09					
2.3 Turbo	169	10/99→09/01					
2.3 Turbo	188	04/08→12/09					
2.3 Turbo	191	01/06→12/09					
2.3 Turbo	224	06/03→08/05					
2.0 t	110	10/98→12/09		→ X3020000		11.8171-0008.1 990049	ATE
2.3 t	125	10/98→12/09		→ 12/01; X3020001→		11.8171-0008.1 990049	ATE
				01/99→ 12/01		11.8171-0008.1 990049	ATE
↓							

	kW			 	! #		
<b>SAAB - 9-5 Kombi (YS3E) 10/98→12/09</b>							
<b>Führungsbolzen, Bremsattel</b>							
2.0 t	110	10/98→12/09		→ 12/98		11.8171-0008.1 990049	ATE
2.3 t	125	10/98→12/09		X3025752→		11.8171-0008.1 990049	ATE
				01/02→		11.8171-0008.1 990049	ATE
2.0 t	136	07/00→07/01		→ X3020000		11.8171-0008.1 990049	ATE
				X3020001→		11.8171-0008.1 990049	ATE
						11.8171-0008.1 990049	ATE
2.0 t	141	10/98→07/00		→ X3020000		11.8171-0008.1 990049	ATE
				01/99→		11.8171-0008.1 990049	ATE
				X3020001→		11.8171-0008.1 990049	ATE
				→ 12/98		11.8171-0008.1 990049	ATE
				X3025752→		11.8171-0008.1 990049	ATE
2.0 t Biopower	132	09/05→12/09		X3025752→		11.8171-0008.1 990049	ATE
				06/06→		11.8171-0008.1 990049	ATE
2.0 t BioPower	110	01/06→12/09		X3025752→		11.8171-0008.1 990049	ATE
2.3 t BioPower	136	01/07→12/09				11.8171-0008.1 990049	ATE
2.3 t BioPower	152	11/06→12/09				11.8171-0008.1 990049	ATE
2.3 t	136	01/01→12/09		01/02→		11.8171-0008.1 990049	ATE
				→ 12/01		11.8171-0008.1 990049	ATE
						11.8171-0008.1 990049	ATE
2.3 t BioPower	154	11/06→12/09		X3025752→		11.8171-0008.1 990049	ATE
				01/07→		11.8171-0008.1 990049	ATE
2.3 Turbo	162	07/03→12/09		43510123→		11.8171-0008.1 990049	ATE
						11.8171-0008.1 990049	ATE
2.3 Turbo	184	09/01→12/09		01/02→; → 53500056		11.8171-0008.1 990049	ATE
				01/02→		11.8171-0008.1 990049	ATE
				53500057→		11.8171-0008.1 990049	ATE
				→ 12/01		11.8171-0008.1 990049	ATE
3.0 TiD	130	07/01→12/09		01/02→		11.8171-0008.1 990049	ATE
				→ 12/01		11.8171-0008.1 990049	ATE
3.0 V6t	147	10/98→12/09		→ 12/01; X3025752→		11.8171-0008.1 990049	ATE
				01/02→		11.8171-0008.1 990049	ATE
				→ 12/01		11.8171-0008.1 990049	ATE
<b>Dichtungssatz, Bremsattel</b>							
1.9 TiD	110	01/06→12/09				11.0441-3803.2 250010	ATE
1.9 TiD	129	01/07→12/09	←			11.0441-5704.2 250034	ATE
2.2 TiD	88	03/02→12/09				11.0441-5704.2 250034	ATE
2.3 Turbo	169	10/99→09/01				11.0441-5704.2 250034	ATE
2.0 t	110	10/98→12/09		X3025752→		11.0441-3803.2 250010	ATE
2.3 t	125	10/98→12/09	←	01/02→		11.0441-5704.2 250034	ATE
			←	→ 12/98		11.0441-5704.2 250034	ATE
			←	01/99→ 12/01		11.0441-5704.2 250034	ATE
			←	→ X3020000		11.0441-5704.2 250034	ATE
			←	→ 12/01; X3020001→		11.0441-5704.2 250034	ATE
2.0 t	136	07/00→07/01				11.0441-3803.2 250010	ATE
			←			11.0441-5704.2 250034	ATE
			←	→ X3020000		11.0441-5704.2 250034	ATE
			←	X3020001→		11.0441-5704.2 250034	ATE
2.0 t	141	10/98→07/00		X3025752→		11.0441-3803.2 250010	ATE
			←	→ 12/98		11.0441-5704.2 250034	ATE
			←	01/99→		11.0441-5704.2 250034	ATE
			←	→ X3020000		11.0441-5704.2 250034	ATE
			←	X3020001→		11.0441-5704.2 250034	ATE
2.0 t Biopower	132	09/05→12/09		X3025752→		11.0441-3803.2 250010	ATE
			←	06/06→		11.0441-5704.2 250034	ATE
2.0 t BioPower	110	01/06→12/09		X3025752→		11.0441-3803.2 250010	ATE
2.3 t BioPower	136	01/07→12/09	←			11.0441-5704.2 250034	ATE
2.3 t BioPower	152	11/06→12/09				11.0441-5704.2 250034	ATE
2.3 t	136	01/01→12/09				11.0441-3803.2 250010	ATE
			←	01/02→		11.0441-5704.2 250034	ATE
			←	→ 12/01		11.0441-5704.2 250034	ATE
↓							

	kw			 	! #		
<b>SAAB - 9-5 Kombi (YS3E) 10/98→12/09</b>							
<b>Dichtungssatz, Bremsattel</b>							
2.3 t BioPower	154	11/06→12/09		X3025752→		11.0441-3803.2 250010	ATE
			←	01/07→		11.0441-5704.2 250034	ATE
2.3 Turbo	162	07/03→12/09				11.0441-3803.2 250010	ATE
			←			11.0441-5704.2 250034	ATE
			←	43510123→		11.0441-5704.2 250034	ATE
2.3 Turbo	184	09/01→12/09		→ 12/01		11.0441-3803.2 250010	ATE
				53500057→		11.0441-3803.2 250010	ATE
				01/02→		11.0441-4002.2 250011	ATE
				01/02→; → 53500056		11.0441-4002.2 250011	ATE
			←	01/02→		11.0441-5704.2 250034	ATE
			←	→ 12/01		11.0441-5704.2 250034	ATE
2.3 Turbo	188	04/08→12/09				11.0441-4002.2 250011	ATE
2.3 Turbo	191	01/06→12/09	←			11.0441-5704.2 250034	ATE
2.3 Turbo	224	06/03→08/05	←				
3.0 TiD	130	07/01→12/09		→ 12/01		11.0441-3803.2 250010	ATE
				01/02→		11.0441-4002.2 250011	ATE
			←	01/02→		11.0441-5704.2 250034	ATE
			←	→ 12/01		11.0441-5704.2 250034	ATE
3.0 V6t	147	10/98→12/09		→ 12/01; X3025752→		11.0441-3803.2 250010	ATE
				01/02→		11.0441-4002.2 250011	ATE
			←	→ 12/01		11.0441-5704.2 250034	ATE
			←	01/02→		11.0441-5704.2 250034	ATE
<b> Bremsschlauch</b>							
1.9 TiD	110	01/06→12/09	←		2	24.5231-0426.3 331313	L= 426
1.9 TiD	129	01/07→12/09	←		2	24.5233-0200.3 330425	L= 198
2.0 t	110	10/98→12/09	→		2	24.5233-0200.3 330425	L= 198
2.0 t	136	07/00→07/01	→	am Bremsattel	2	83.7119-0180.3 330634	L= 180
2.0 t	141	10/98→07/00	→				
2.0 t BioPower	110	01/06→12/09	→				
2.2 TiD	88	03/02→12/09	→				
2.3 t	125	10/98→12/09	→				
2.3 t BioPower	136	01/07→12/09	→				
2.3 t BioPower	152	11/06→12/09	→				
2.3 Turbo	162	07/03→12/09	→				
2.3 Turbo	169	10/99→09/01	→				
2.3 Turbo	184	09/01→12/09	→				
2.3 Turbo	188	04/08→12/09	→				
2.3 Turbo	191	01/06→12/09	→				
2.3 Turbo	224	06/03→08/05	→				
3.0 TiD	130	07/01→12/09	→				
3.0 V6t	147	10/98→12/09	→				
2.0 t Biopower	132	09/05→12/09	←	06/06→	2	24.5231-0426.3 331313	L= 426
			→	06/06→	2	24.5233-0200.3 330425	L= 198
			→	am Bremsattel; 06/06→	2	83.7119-0180.3 330634	L= 180
2.3 t	136	01/01→12/09	←	01/02→	2	24.5231-0426.3 331313	L= 426
			→	01/02→	2	24.5233-0200.3 330425	L= 198
			→	am Bremsattel; 01/02→	2	83.7119-0180.3 330634	L= 180
2.3 t BioPower	154	11/06→12/09	←	01/07→	2	24.5231-0426.3 331313	L= 426
			→	01/07→	2	24.5233-0200.3 330425	L= 198
			→	am Bremsattel; 01/07→	2	83.7119-0180.3 330634	L= 180
<b>SAAB - 900 II 07/93→04/99</b>							
<b> Bremsattel</b>							
2.0 -16 Turbo	136	07/93→02/98	←	☐; 09/93→ 08/96		24.3541-8085.5 240525	ATE Ø 54 - Halter
2.3 -16	110	07/93→02/98	←	☐; 09/93→ 08/96		24.3541-8086.5 240526	ATE Ø 54 - Halter
2.5 -24 V6	125	07/93→02/98	←	☐; 09/96→		24.3571-1761.5 240461	ATE Ø 57 - Halter
			←	☐; 09/96→		24.3571-1762.5 240462	ATE Ø 57 - Halter
			→	☐; 09/93→ 08/96		13.2351-0013.2 210010	ATE Ø 35
			→	☐; 09/93→ 08/96		13.2351-0014.2 210011	ATE Ø 35
			→	☐; 09/96→		13.2351-0025.2 210210	ATE Ø 35
			→	☐; 09/96→		13.2351-0026.2 210211	ATE Ø 35
↓							



**SAAB - 900 II 07/93→04/99**

**Bremssattel**

2.0 -16 Turbo	136	07/93→02/98	➡	☐; 09/93→ 08/96		24.9235-0013.5	230001	ATE Ø 35
2.3 -16	110	07/93→02/98	➡	☐; 09/93→ 08/96		24.9235-0014.5	230002	ATE Ø 35
2.5 -24 V6	125	07/93→02/98	➡	☐; 09/93→ 08/96		24.9235-0014.5	230002	ATE Ø 35
2.0 i	96	08/94→02/98	←	☐; → 08/96		24.3541-8085.5	240525	ATE Ø 54 - Halter
			←	☐; → 08/96		24.3541-8086.5	240526	ATE Ø 54 - Halter
			←	☐; 09/96→		24.3571-1761.5	240461	ATE Ø 57 - Halter
			←	☐; 09/96→		24.3571-1762.5	240462	ATE Ø 57 - Halter
			➡	☐; → 08/96		13.2351-0013.2	210010	ATE Ø 35
			➡	☐; → 08/96		13.2351-0014.2	210011	ATE Ø 35
			➡	☐; 09/96→		13.2351-0025.2	210210	ATE Ø 35
			➡	☐; 09/96→		13.2351-0026.2	210211	ATE Ø 35
			➡	☐; → 08/96		24.9235-0013.5	230001	ATE Ø 35
			➡	☐; → 08/96		24.9235-0014.5	230002	ATE Ø 35

**Feder, Bremssattel**

2.0 -16 Turbo	136	07/93→02/98		09/96→	2	11.8116-0292.1	390521	ATE
2.3 -16	110	07/93→02/98	←	09/93→ 08/96	2	11.8116-0292.1	390521	ATE
2.5 -24 V6	125	07/93→02/98	←	09/93→ 08/96	2	11.8116-0292.1	390521	ATE
2.0 i	96	08/94→02/98		09/96→	2	11.8116-0292.1	390521	ATE
			←	→ 08/96	2	11.8116-0292.1	390521	ATE

**Führungshülzensatz, Bremssattel**

2.0 -16 Turbo	136	07/93→02/98	←	09/96→		11.0101-5407.2	260011	ATE
2.3 -16	110	07/93→02/98	←	09/93→ 08/96		11.0101-5407.2	260011	ATE
2.5 -24 V6	125	07/93→02/98	←	09/93→ 08/96		11.0101-5407.2	260011	ATE
2.0 i	96	08/94→02/98	←	09/96→		11.0101-5407.2	260011	ATE
			←	→ 08/96		11.0101-5407.2	260011	ATE

**Führungsbolzen, Bremssattel**

2.0 -16 Turbo	136	07/93→02/98		09/93→ 08/96		11.8171-0008.1	990049	ATE
2.3 -16	110	07/93→02/98		09/96→		11.8171-0008.1	990049	ATE
2.5 -24 V6	125	07/93→02/98		09/96→		11.8171-0008.1	990049	ATE
2.0 i	96	08/94→02/98		09/96→		11.8171-0008.1	990049	ATE
				→ 08/96		11.8171-0008.1	990049	ATE

**Dichtungssatz, Bremssattel**

2.0 -16 Turbo	136	07/93→02/98		09/96→		13.0441-3506.2	250052	ATE
2.3 -16	110	07/93→02/98	←	09/93→ 08/96		11.0441-5704.2	250034	ATE
2.5 -24 V6	125	07/93→02/98	➡	09/93→ 08/96		13.0441-3506.2	250052	ATE
2.0 i	96	08/94→02/98		09/96→		13.0441-3506.2	250052	ATE
			←	→ 08/96		11.0441-5704.2	250034	ATE
			➡	→ 08/96		13.0441-3506.2	250052	ATE

**Bremsschlauch**











2.0 -16 Turbo	136	07/93→02/98	←	09/93→	2	24.5298-0322.3	331314	L= 322
2.3 -16	110	07/93→02/98	➡	☐; R2024559→		24.5117-0195.3	330565	L= 198
2.5 -24 V6	125	07/93→02/98	➡	☐; R2017931→		24.5117-0205.3	330669	L= 205
2.0 i	96	08/94→02/98	←		2	24.5298-0322.3	331314	L= 322
			➡	☐; R2024559→		24.5117-0195.3	330565	L= 198
			➡	☐; R2017931→		24.5117-0205.3	330669	L= 205

**SAAB - 900 II Cabriolet 09/93→04/99**








**Bremssattel**









2.0 -16 Turbo	136	12/93→02/98	←	☐; → 08/96		24.3541-8085.5	240525	ATE Ø 54 - Halter
2.0 i	96	12/93→02/98	←	☐; → 08/96		24.3541-8086.5	240526	ATE Ø 54 - Halter
2.3 -16	110	12/93→02/98	←	☐; 09/96→		24.3571-1761.5	240461	ATE Ø 57 - Halter
2.5 -24 V6	125	12/93→02/98	←	☐; 09/96→		24.3571-1762.5	240462	ATE Ø 57 - Halter
			➡	☐; → 08/96		13.2351-0013.2	210010	ATE Ø 35
			➡	☐; → 08/96		13.2351-0014.2	210011	ATE Ø 35
			➡	☐; 09/96→		13.2351-0025.2	210210	ATE Ø 35








↓

	kW			 	! #		
<b>SAAB - 900 II Cabriolet 09/93→04/99</b>							
 <b>Bremssattel</b>							
2.0 -16 Turbo	136	12/93→02/98	➡	☐; 09/96→		13.2351-0026.2 210211	ATE Ø 35
2.0 i	96	12/93→02/98	➡	☐; → 08/96		24.9235-0013.5 230001	ATE Ø 35
2.3 -16	110	12/93→02/98	➡	☐; → 08/96		24.9235-0014.5 230002	ATE Ø 35
2.5 -24 V6	125	12/93→02/98	➡	☐; → 08/96			
<b>Feder, Bremssattel</b>							
2.0 -16 Turbo	136	12/93→02/98		09/96→	2	11.8116-0292.1 390521	ATE
2.0 i	96	12/93→02/98	←	→ 08/96	2	11.8116-0292.1 390521	ATE
2.3 -16	110	12/93→02/98					
2.5 -24 V6	125	12/93→02/98					
<b>Führungshülzensatz, Bremssattel</b>							
2.0 -16 Turbo	136	12/93→02/98	←	09/96→		11.0101-5407.2 260011	ATE
2.0 i	96	12/93→02/98	←	→ 08/96		11.0101-5407.2 260011	ATE
2.3 -16	110	12/93→02/98					
2.5 -24 V6	125	12/93→02/98					
<b>Führungsbolzen, Bremssattel</b>							
2.0 -16 Turbo	136	12/93→02/98		→ 08/96		11.8171-0008.1 990049	ATE
2.0 i	96	12/93→02/98		09/96→		11.8171-0008.1 990049	ATE
2.3 -16	110	12/93→02/98					
2.5 -24 V6	125	12/93→02/98					
<b>Dichtungssatz, Bremssattel</b>							
2.0 -16 Turbo	136	12/93→02/98		09/96→		13.0441-3506.2 250052	ATE
2.0 i	96	12/93→02/98	←	→ 08/96		11.0441-5704.2 250034	ATE
2.3 -16	110	12/93→02/98					
2.5 -24 V6	125	12/93→02/98	➡	→ 08/96		13.0441-3506.2 250052	ATE
 <b>Bremsschlauch</b>							
2.0 -16 Turbo	136	12/93→02/98	←		2	24.5298-0322.3 331314	L= 322
2.0 i	96	12/93→02/98	➡	☐; R2024559→		24.5117-0195.3 330565	L= 198
2.3 -16	110	12/93→02/98	➡	☐; R2017931→		24.5117-0205.3 330669	L= 205
2.5 -24 V6	125	12/93→02/98	➡				
<b>SAAB - 900 II Coupe 12/93→04/99</b>							
 <b>Bremssattel</b>							
2.0 -16 Turbo	136	12/93→02/98	←	☐; → 08/96		24.3541-8085.5 240525	ATE Ø 54 - Halter
2.0 i	96	08/94→02/98	←	☐; → 08/96		24.3541-8086.5 240526	ATE Ø 54 - Halter
2.3 -16	110	12/93→02/98	←	☐; → 08/96		24.3571-1761.5 240461	ATE Ø 57 - Halter
2.5 -24 V6	125	12/93→02/98	←	☐; 09/96→		24.3571-1762.5 240462	ATE Ø 57 - Halter
			➡	☐; 09/96→		13.2351-0013.2 210010	ATE Ø 35
			➡	☐; → 08/96		13.2351-0014.2 210011	ATE Ø 35
			➡	☐; 09/96→		13.2351-0025.2 210210	ATE Ø 35
			➡	☐; 09/96→		13.2351-0026.2 210211	ATE Ø 35
			➡	☐; → 08/96		24.9235-0013.5 230001	ATE Ø 35
			➡	☐; → 08/96		24.9235-0014.5 230002	ATE Ø 35
<b>Feder, Bremssattel</b>							
2.0 -16 Turbo	136	12/93→02/98		09/96→	2	11.8116-0292.1 390521	ATE
2.0 i	96	08/94→02/98	←	→ 08/96	2	11.8116-0292.1 390521	ATE
2.3 -16	110	12/93→02/98					
2.5 -24 V6	125	12/93→02/98					
<b>Führungshülzensatz, Bremssattel</b>							
2.0 -16 Turbo	136	12/93→02/98	←	09/96→		11.0101-5407.2 260011	ATE
2.0 i	96	08/94→02/98	←	→ 08/96		11.0101-5407.2 260011	ATE
2.3 -16	110	12/93→02/98					
2.5 -24 V6	125	12/93→02/98					
<b>Führungsbolzen, Bremssattel</b>							
2.0 -16 Turbo	136	12/93→02/98		→ 08/96		11.8171-0008.1 990049	ATE
2.0 i	96	08/94→02/98		09/96→		11.8171-0008.1 990049	ATE
2.3 -16	110	12/93→02/98					
2.5 -24 V6	125	12/93→02/98					
<b>Dichtungssatz, Bremssattel</b>							
2.0 -16 Turbo	136	12/93→02/98		09/96→		13.0441-3506.2 250052	ATE
2.0 i	96	08/94→02/98	←	→ 08/96		11.0441-5704.2 250034	ATE
2.3 -16	110	12/93→02/98					
2.5 -24 V6	125	12/93→02/98	➡	→ 08/96		13.0441-3506.2 250052	ATE












	kW			 	! #		
<b>SAAB - 900 II Coupe 12/93→04/99</b>							
<b>Bremsschlauch</b>							
2.0 -16 Turbo	136	12/93→02/98	←		2	24.5298-0322.3 331314	L= 322
2.0 i	96	08/94→02/98	→	■; R2024559→		24.5117-0195.3 330565	L= 198
2.3 -16	110	12/93→02/98	→	■; R2017931→		24.5117-0205.3 330669	L= 205
2.5 -24 V6	125	12/93→02/98	→				
<b>SAAB - 9000 04/85→12/98</b>							
<b>Feder, Bremssattel</b>							
2.0 -16 CD	96	09/93→12/98		→ 05/98	2	11.8116-0073.1 390498	ATE
2.0 -16 CD	110	09/93→12/98					
2.3 -16 CDE	108	09/93→12/98					
2.3 -16 CDE Eco-Power	125	09/93→12/98					
2.0 -16 Turbo CD	108	09/92→12/98		09/93→ 05/98	2	11.8116-0073.1 390498	ATE
2.0 -16 Turbo CD	136	09/89→12/98		→ 08/93	2	11.8116-0073.1 390498	ATE
2.3 -16 CD	107	08/89→12/98		09/89→ 08/93	2	11.8116-0073.1 390498	ATE
2.3 -16 CD Turbo	147	07/90→12/98		09/93→ 05/98	2	11.8116-0073.1 390498	ATE
2.3 -16 Turbo	143	09/90→12/98			2	11.8116-0073.1 390498	ATE
3.0 -24 V6 CD/CDE	155	07/94→12/98		09/94→ 05/98	2	11.8116-0073.1 390498	ATE
<b>Führungshülzensatz, Bremssattel</b>							
2.0 -16 CD	96	09/93→12/98	←	→ 05/98		11.0101-5407.2 260011	ATE
2.0 -16 CD	110	09/93→12/98	→	→ 05/98		11.0101-5407.2 260011	ATE
2.3 -16 CDE	108	09/93→12/98	→				
2.3 -16 CDE Eco-Power	125	09/93→12/98	→				
2.0 -16 Turbo CD	108	09/92→12/98	←	→ 08/93		11.0101-5407.2 260011	ATE
2.0 -16 Turbo CD	136	09/89→12/98	←	09/93→ 05/98		11.0101-5407.2 260011	ATE
			→	09/93→ 05/98		11.0101-5407.2 260011	ATE
			→	→ 08/93		11.0101-5407.2 260011	ATE
2.3 -16 CD	107	08/89→12/98	←	09/89→ 08/93		11.0101-5407.2 260011	ATE
			→	09/89→ 08/93		11.0101-5407.2 260011	ATE
2.3 -16 CD Turbo	147	07/90→12/98	←	09/93→ 05/98		11.0101-5407.2 260011	ATE
			→	09/93→ 05/98		11.0101-5407.2 260011	ATE
2.3 -16 Turbo	143	09/90→12/98	←			11.0101-5407.2 260011	ATE
			→			11.0101-5407.2 260011	ATE
3.0 -24 V6 CD/CDE	155	07/94→12/98	←	09/94→ 05/98		11.0101-5407.2 260011	ATE
			→	09/94→ 05/98		11.0101-5407.2 260011	ATE
<b>Führungsbolzen, Bremssattel</b>							
2.0 -16 CD	96	09/93→12/98	←	→ 05/98		11.8171-0008.1 990049	ATE
2.0 -16 CD	110	09/93→12/98	→	→ 05/98		11.8171-0008.1 990049	ATE
2.3 -16 CDE	108	09/93→12/98	→				
2.3 -16 CDE Eco-Power	125	09/93→12/98	→				
2.0 -16 Turbo CD	108	09/92→12/98	←	→ 08/93		11.8171-0008.1 990049	ATE
2.0 -16 Turbo CD	136	09/89→12/98	←	09/93→ 05/98		11.8171-0008.1 990049	ATE
			→	09/93→ 05/98		11.8171-0008.1 990049	ATE
			→	→ 08/93		11.8171-0008.1 990049	ATE
2.3 -16 CD	107	08/89→12/98	←	09/89→ 08/93		11.8171-0008.1 990049	ATE
			→	09/89→ 08/93		11.8171-0008.1 990049	ATE
2.3 -16 CD Turbo	147	07/90→12/98	←	09/93→ 05/98		11.8171-0008.1 990049	ATE
			→	09/93→ 05/98		11.8171-0008.1 990049	ATE
2.3 -16 Turbo	143	09/90→12/98	←			11.8171-0008.1 990049	ATE
			→			11.8171-0008.1 990049	ATE
3.0 -24 V6 CD/CDE	155	07/94→12/98	←	09/94→ 05/98		11.8171-0008.1 990049	ATE
			→	09/94→ 05/98		11.8171-0008.1 990049	ATE
<b>Dichtungssatz, Bremssattel</b>							
2.0 -16 CD	96	09/93→12/98	←	→ 05/98		11.0441-5702.2 250033	ATE
2.0 -16 CD	110	09/93→12/98	→	→ 05/98		11.0441-3302.2 250004	ATE
2.3 -16 CDE	108	09/93→12/98	→				
2.3 -16 CDE Eco-Power	125	09/93→12/98	→				
2.0 -16 Turbo CD	108	09/92→12/98	←	09/93→ 05/98		11.0441-5702.2 250033	ATE
2.0 -16 Turbo CD	136	09/89→12/98	←	→ 08/93		11.0441-5702.2 250033	ATE
			→	09/93→ 05/98		11.0441-3302.2 250004	ATE
↓							








	kw			 	! #		
<b>SAAB - 9000 04/85→12/98</b>							
<b>Dichtungssatz, Bremssattel</b>							
2.0 -16 Turbo CD	108	09/92→12/98	➡	→ 08/93		11.0441-3302.2 250004	ATE
2.0 -16 Turbo CD	136	09/89→12/98					
2.3 -16 CD	107	08/89→12/98	⬅	09/89→ 08/93		11.0441-5702.2 250033	ATE
			➡	09/89→ 08/93		11.0441-3302.2 250004	ATE
2.3 -16 CD Turbo	147	07/90→12/98	⬅	09/93→ 05/98		11.0441-5702.2 250033	ATE
			➡	09/93→ 05/98		11.0441-3302.2 250004	ATE
2.3 -16 Turbo	143	09/90→12/98	⬅			11.0441-5702.2 250033	ATE
			➡			11.0441-3302.2 250004	ATE
3.0 -24 V6 CD/CDE	155	07/94→12/98	⬅	09/94→ 05/98		11.0441-5702.2 250033	ATE
			➡	09/94→ 05/98		11.0441-3302.2 250004	ATE
<b> Bremsschlauch</b>							
2.0 -16 CD	96	09/93→12/98	⬅	→ 05/98	2	83.6169-0505.3 330288	L= 505
2.0 -16 CD	110	09/93→12/98	➡	→ 09/96	2	83.6155-0327.3 330287	L= 325
			➡	09/96→ 05/98	2	83.6169-0325.3 330546	L= 325
2.0 -16 Turbo CD	108	09/92→12/98	⬅	→ 08/93	2	83.6169-0505.3 330288	L= 505
2.0 -16 Turbo CD	136	09/89→12/98	⬅	09/93→ 05/98	2	83.6169-0505.3 330288	L= 505
			➡	09/93→ 08/96	2	83.6155-0327.3 330287	L= 325
			➡	→ 08/93	2	83.6155-0327.3 330287	L= 325
			➡	09/96→ 05/98	2	83.6169-0325.3 330546	L= 325
2.3 -16 CD	107	08/89→12/98	⬅	09/89→ 08/93	2	83.6169-0505.3 330288	L= 505
			➡	09/89→ 08/93	2	83.6155-0327.3 330287	L= 325
2.3 -16 CDE	108	09/93→12/98	⬅	→ 05/98	2	83.6169-0505.3 330288	L= 505
2.3 -16 CDE Eco-Power	125	09/93→12/98	➡	→ 08/96	2	83.6155-0327.3 330287	L= 325
			➡	09/96→ 05/98	2	83.6169-0325.3 330546	L= 325
2.3 -16 CD Turbo	147	07/90→12/98	⬅	09/93→ 05/98	2	83.6169-0505.3 330288	L= 505
			➡	09/93→ 08/96	2	83.6155-0327.3 330287	L= 325
			➡	09/96→ 05/98	2	83.6169-0325.3 330546	L= 325
2.3 -16 Turbo	143	09/90→12/98	⬅		2	83.6169-0505.3 330288	L= 505
			➡		2	83.6155-0327.3 330287	L= 325
3.0 -24 V6 CD/CDE	155	07/94→12/98	⬅	09/94→ 05/98	2	83.6169-0505.3 330288	L= 505
			➡	09/94→ 08/96	2	83.6155-0327.3 330287	L= 325
			➡	09/96→ 05/98	2	83.6169-0325.3 330546	L= 325
<b>SAAB - 9000 Schrägheck 09/84→12/98</b>							
<b>Feder, Bremssattel</b>							
2.0 -16 CS	94	01/89→12/98		09/89→ 08/93	2	11.8116-0073.1 390498	ATE
2.0 -16 CS	96	09/93→12/98		→ 05/98	2	11.8116-0073.1 390498	ATE
2.0 -16 ND Turbo	110	09/93→12/98					
2.3 -16 CSE	108	09/93→12/98					
2.3 -16 CSE Eco Power	125	09/93→12/98					
2.3 -16 Turbo CSE	147	09/93→12/98					
2.0 -16 Turbo CS	136	09/88→12/98		09/93→ 05/98	2	11.8116-0073.1 390498	ATE
				→ 08/93	2	11.8116-0073.1 390498	ATE
2.3 -16 Aero CS	162	02/93→12/98		09/93→ 05/98	2	11.8116-0073.1 390498	ATE
2.3 -16 Aero CS	165	02/93→12/98					
2.3 -16 Turbo	143	09/90→12/98					
2.3 -16 CS	107	09/89→12/98		→ 08/93	2	11.8116-0073.1 390498	ATE
3.0 -24 V6 CS/CSE	155	07/94→12/98		09/94→ 05/98	2	11.8116-0073.1 390498	ATE
<b>Führungshülzensatz, Bremssattel</b>							
2.0 -16 CS	94	01/89→12/98	⬅	09/89→ 08/93		11.0101-5407.2 260011	ATE
			➡	→ 08/93		11.0101-5407.2 260011	ATE
2.0 -16 CS	96	09/93→12/98	⬅	→ 05/98		11.0101-5407.2 260011	ATE
2.0 -16 ND Turbo	110	09/93→12/98					
2.3 -16 CSE	108	09/93→12/98	➡	→ 05/98		11.0101-5407.2 260011	ATE
2.3 -16 CSE Eco Power	125	09/93→12/98					
2.3 -16 Turbo CSE	147	09/93→12/98					
2.0 -16 Turbo CS	136	09/88→12/98	⬅	→ 08/93		11.0101-5407.2 260011	ATE
			⬅	09/93→ 05/98		11.0101-5407.2 260011	ATE
↓							








	kW			 	! #		
<b>SAAB - 9000 Schrägheck 09/84→12/98</b>							
<b>Führungshülzensatz, Bremssattel</b>							
2.0 -16 Turbo CS	136	09/88→12/98	➡	09/93→ 05/98		11.0101-5407.2 260011	ATE
			➡	→ 08/93		11.0101-5407.2 260011	ATE
2.3 -16 Aero CS	162	02/93→12/98	⬅	09/93→ 05/98		11.0101-5407.2 260011	ATE
2.3 -16 Aero CS	165	02/93→12/98	➡	09/93→ 05/98		11.0101-5407.2 260011	ATE
2.3 -16 Turbo	143	09/90→12/98	➡	09/93→ 05/98		11.0101-5407.2 260011	ATE
2.3 -16 CS	107	09/89→12/98	⬅	→ 08/93		11.0101-5407.2 260011	ATE
			➡	→ 08/93		11.0101-5407.2 260011	ATE
3.0 -24 V6 CS/CSE	155	07/94→12/98	⬅	09/94→ 05/98		11.0101-5407.2 260011	ATE
			➡	09/94→ 05/98		11.0101-5407.2 260011	ATE
<b>Führungsbolzen, Bremssattel</b>							
2.0 -16 CS	94	01/89→12/98	⬅	09/89→ 08/93		11.8171-0008.1 990049	ATE
			➡	→ 08/93		11.8171-0008.1 990049	ATE
2.0 -16 CS	96	09/93→12/98	⬅	→ 05/98		11.8171-0008.1 990049	ATE
2.0 -16 ND Turbo	110	09/93→12/98	➡	→ 05/98		11.8171-0008.1 990049	ATE
2.3 -16 CSE	108	09/93→12/98	➡	→ 05/98		11.8171-0008.1 990049	ATE
2.3 -16 CSE Eco Power	125	09/93→12/98	➡	→ 05/98		11.8171-0008.1 990049	ATE
2.3 -16 Turbo CSE	147	09/93→12/98	➡	→ 05/98		11.8171-0008.1 990049	ATE
2.0 -16 Turbo CS	136	09/88→12/98	⬅	→ 08/93		11.8171-0008.1 990049	ATE
			⬅	09/93→ 05/98		11.8171-0008.1 990049	ATE
			➡	09/93→ 05/98		11.8171-0008.1 990049	ATE
			➡	→ 08/93		11.8171-0008.1 990049	ATE
2.3 -16 Aero CS	162	02/93→12/98	⬅	09/93→ 05/98		11.8171-0008.1 990049	ATE
2.3 -16 Aero CS	165	02/93→12/98	➡	09/93→ 05/98		11.8171-0008.1 990049	ATE
2.3 -16 Turbo	143	09/90→12/98	➡	09/93→ 05/98		11.8171-0008.1 990049	ATE
2.3 -16 CS	107	09/89→12/98	⬅	→ 08/93		11.8171-0008.1 990049	ATE
			➡	→ 08/93		11.8171-0008.1 990049	ATE
3.0 -24 V6 CS/CSE	155	07/94→12/98	⬅	09/94→ 05/98		11.8171-0008.1 990049	ATE
			➡	09/94→ 05/98		11.8171-0008.1 990049	ATE
<b>Dichtungssatz, Bremssattel</b>							
2.0 -16 CS	94	01/89→12/98	⬅	09/89→ 08/93		11.0441-5702.2 250033	ATE
			➡	→ 08/93		11.0441-3302.2 250004	ATE
2.0 -16 CS	96	09/93→12/98	⬅	→ 05/98		11.0441-5702.2 250033	ATE
2.0 -16 ND Turbo	110	09/93→12/98	➡	→ 05/98		11.0441-3302.2 250004	ATE
2.3 -16 CSE	108	09/93→12/98	➡	→ 05/98		11.0441-3302.2 250004	ATE
2.3 -16 CSE Eco Power	125	09/93→12/98	➡	→ 05/98		11.0441-3302.2 250004	ATE
2.3 -16 Turbo CSE	147	09/93→12/98	➡	→ 05/98		11.0441-3302.2 250004	ATE
2.0 -16 Turbo CS	136	09/88→12/98	⬅	09/93→ 05/98		11.0441-5702.2 250033	ATE
			⬅	→ 08/93		11.0441-5702.2 250033	ATE
			➡	09/93→ 05/98		11.0441-3302.2 250004	ATE
			➡	→ 08/93		11.0441-3302.2 250004	ATE
2.3 -16 Aero CS	162	02/93→12/98	⬅	09/93→ 05/98		11.0441-5702.2 250033	ATE
2.3 -16 Aero CS	165	02/93→12/98	➡	09/93→ 05/98		11.0441-3302.2 250004	ATE
2.3 -16 Turbo	143	09/90→12/98	➡	09/93→ 05/98		11.0441-3302.2 250004	ATE
2.3 -16 CS	107	09/89→12/98	⬅	→ 08/93		11.0441-5702.2 250033	ATE
			➡	→ 08/93		11.0441-3302.2 250004	ATE
3.0 -24 V6 CS/CSE	155	07/94→12/98	⬅	09/94→ 05/98		11.0441-5702.2 250033	ATE
			➡	09/94→ 05/98		11.0441-3302.2 250004	ATE
<b>Zubehörsatz, Bremssattel</b>							
2.0 -16 CS	94	01/89→12/98	⬅	→ 08/89		24.0101-3601.2 260044	TRW
<b>Bremsschlauch</b>							
2.0 -16 CS	94	01/89→12/98	⬅	→ 08/93	2	83.6169-0505.3 330288	L= 505
2.3 -16 CS	107	09/89→12/98	➡	→ 08/93	2	83.6155-0327.3 330287	L= 325
2.0 -16 CS	96	09/93→12/98	⬅	→ 05/98	2	83.6169-0505.3 330288	L= 505
			➡	→ 09/96	2	83.6155-0327.3 330287	L= 325
			➡	09/96→ 05/98	2	83.6169-0325.3 330546	L= 325
2.0 -16 ND Turbo	110	09/93→12/98	⬅	→ 05/98	2	83.6169-0505.3 330288	L= 505
2.3 -16 CSE	108	09/93→12/98	➡	→ 08/96	2	83.6155-0327.3 330287	L= 325
2.3 -16 CSE Eco Power	125	09/93→12/98	➡	→ 08/96	2	83.6155-0327.3 330287	L= 325
2.3 -16 Turbo CSE	147	09/93→12/98	➡	→ 08/96	2	83.6155-0327.3 330287	L= 325










	kw			 	! #		
<b>SAAB - 9000 Schrägheck 09/84→12/98</b>							
 <b>Bremsschlauch</b>							
2.0 -16 ND Turbo 2.3 -16 CSE 2.3 -16 CSE Eco Power 2.3 -16 Turbo CSE	110 108 125 147	09/93→12/98 09/93→12/98 09/93→12/98 09/93→12/98	➔	09/96→ 05/98	2	83.6169-0325.3 330546	L= 325
2.0 -16 Turbo CS	136	09/88→12/98	➔	→ 08/93	2	83.6169-0505.3 330288	L= 505
			➔	09/93→ 05/98	2	83.6169-0505.3 330288	L= 505
			➔	09/93→ 08/96	2	83.6155-0327.3 330287	L= 325
			➔	→ 08/93	2	83.6155-0327.3 330287	L= 325
			➔	09/96→ 05/98	2	83.6169-0325.3 330546	L= 325
2.3 -16 Aero CS 2.3 -16 Aero CS 2.3 -16 Turbo	162 165 143	02/93→12/98 02/93→12/98 09/90→12/98	➔	09/93→ 05/98	2	83.6169-0505.3 330288	L= 505
			➔	09/93→ 08/96	2	83.6155-0327.3 330287	L= 325
			➔	09/96→ 05/98	2	83.6169-0325.3 330546	L= 325
			➔	09/94→ 05/98	2	83.6169-0505.3 330288	L= 505
3.0 -24 V6 CS/CSE	155	07/94→12/98	➔	09/94→ 08/96	2	83.6155-0327.3 330287	L= 325
			➔	09/96→ 05/98	2	83.6169-0325.3 330546	L= 325
			➔	09/96→ 05/98	2	83.6169-0325.3 330546	L= 325
<b>SEAT - ALHAMBRA (7V8, 7V9) 04/96→03/10</b>							
 <b>Bremssattel</b>							
1.8 T 20V	110	10/97→03/10	➔	☐; 7M-2-500001→		11.9571-9819.2 220469	ATE Ø 57 - Halter
			➔	☐; 7M-2-500001→		11.9571-9820.2 220470	ATE Ø 57 - Halter
			➔	☐; 05/98→; → 7M-1-530756		24.3384-1707.5 240171	TRW Ø 38 - Halter
			➔	☐; 05/98→; → 7M-1-530756		24.3384-1708.5 240172	TRW Ø 38 - Halter
			➔	☐; 7M-2-500001→		24.3384-1715.5 240265	TRW Ø 38 - Halter
			➔	☐; 7M-2-500001→		24.3384-1716.5 240266	TRW Ø 38 - Halter
1.9 TDI 2.0 i	66 85	04/96→03/10 04/96→03/10	➔	☐; 7M-2-500001→		11.9571-9811.2 220485	ATE Ø 57 - Halter
			➔	☐; 7M-2-500001→		11.9571-9812.2 220486	ATE Ø 57 - Halter
			➔	☐		24.3384-1707.5 240171	TRW Ø 38 - Halter
			➔	☐		24.3384-1708.5 240172	TRW Ø 38 - Halter
1.9 TDI	81	08/96→06/00	➔	☐; 10/97→ 05/00		24.3384-1707.5 240171	TRW Ø 38 - Halter
			➔	☐; 10/97→ 05/00		24.3384-1708.5 240172	TRW Ø 38 - Halter
1.9 TDI	85	06/00→03/10	➔	☐; 7M-2-500001→		11.9571-9811.2 220485	ATE Ø 57 - Halter
			➔	☐; 7M-2-500001→		11.9571-9812.2 220486	ATE Ø 57 - Halter
			➔	☐; → 7M-1-530756		24.3384-1707.5 240171	TRW Ø 38 - Halter
			➔	☐; → 7M-1-530756		24.3384-1708.5 240172	TRW Ø 38 - Halter
			➔	☐; 7M-2-500001→		24.3384-1715.5 240265	TRW Ø 38 - Halter
			➔	☐; 7M-2-500001→		24.3384-1716.5 240266	TRW Ø 38 - Halter
1.9 TDI 2.0 TDI	96 103	11/02→11/08 11/05→03/10	➔	☐		11.9571-9811.2 220485	ATE Ø 57 - Halter
			➔	☐		11.9571-9812.2 220486	ATE Ø 57 - Halter
			➔	☐		24.3384-1707.5 240171	TRW Ø 38 - Halter
			➔	☐		24.3384-1708.5 240172	TRW Ø 38 - Halter
1.9 TDI 2.8 V6	110 150	05/05→05/07 06/00→03/10	➔	☐		11.9571-9819.2 220469	ATE Ø 57 - Halter
			➔	☐		11.9571-9820.2 220470	ATE Ø 57 - Halter
			➔	☐		24.3384-1715.5 240265	TRW Ø 38 - Halter
			➔	☐		24.3384-1716.5 240266	TRW Ø 38 - Halter
1.9 TDI 4motion 2.8 V6 4motion	85 150	06/00→03/10 06/00→03/10	➔	☐; 02/01→		11.9571-9819.2 220469	ATE Ø 57 - Halter
			➔	☐; 02/01→		11.9571-9820.2 220470	ATE Ø 57 - Halter
			➔	☐; 02/01→		24.3384-1715.5 240265	TRW Ø 38 - Halter
			➔	☐; 02/01→		24.3384-1716.5 240266	TRW Ø 38 - Halter
<b>Feder, Bremssattel</b>							
1.8 T 20V	110	10/97→03/10		05/98→; → 7M-1-530756	2	11.8116-0143.1 390513	ATE
				7M-2-500001→	2	11.8116-0326.1 390471	ATE
			➔	06/00→	2	11.8116-0272.1 390598	ATE
1.9 TDI 2.0 i	66 85	04/96→03/10 04/96→03/10		→ 7M-1-530756	2	11.8116-0143.1 390513	ATE
			➔	06/00→	2	11.8116-0272.1 390598	ATE
↓							










	kw			 	! #		
<b>SEAT - ALHAMBRA (7V8, 7V9) 04/96→03/10</b>							
<b>Feder, Bremssattel</b>							
1.9 TDI 2.0 i	66 85	04/96→03/10 04/96→03/10	←	7M-2-500001→	2	11.8116-0326.1 390471	ATE
1.9 TDI	81	08/96→06/00		10/97→; → 7M-1-530756	2	11.8116-0143.1 390513	ATE
			←	06/00→	2	11.8116-0272.1 390598	ATE
1.9 TDI	85	06/00→03/10		→ 7M-1-530756	2	11.8116-0143.1 390513	ATE
			←		2	11.8116-0272.1 390598	ATE
			←	7M-2-500001→	2	11.8116-0326.1 390471	ATE
1.9 TDI 2.0 TDI	96 103	11/02→11/08 11/05→03/10	←		2	11.8116-0272.1 390598	ATE
						11.8116-0326.1 390471	ATE
1.9 TDI 2.8 V6	110 150	05/05→05/07 06/00→03/10	←		2	11.8116-0326.1 390471	ATE
			←		2	11.8116-0272.1 390598	ATE
1.9 TDI 4motion 2.8 V6 4motion	85 150	06/00→03/10 06/00→03/10		02/01→	2	11.8116-0326.1 390471	ATE
			←		2	11.8116-0272.1 390598	ATE
<b>Führungshülzensatz, Bremssattel</b>							
1.8 T 20V	110	10/97→03/10	←	05/98→; → 7M-1-530756		11.0101-5409.2 260035	ATE
			←	7M-2-500001→		11.0101-5705.2 260096	ATE
			→	05/98→; → 7M-1-530756		11.0101-5403.2 260010	TRW
1.9 TDI 2.0 i	66 85	04/96→03/10 04/96→03/10	←	→ 7M-1-530756		11.0101-5409.2 260035	ATE
			←	7M-2-500001→		11.0101-5706.2 260097	ATE
			→			11.0101-5403.2 260010	TRW
1.9 TDI	81	08/96→06/00	←	10/97→; → 7M-1-530756		11.0101-5409.2 260035	ATE
			→	10/97→ 05/00		11.0101-5403.2 260010	TRW
1.9 TDI	85	06/00→03/10	←	→ 7M-1-530756		11.0101-5409.2 260035	ATE
			←	7M-2-500001→		11.0101-5706.2 260097	ATE
			→	→ 7M-1-530756		11.0101-5403.2 260010	TRW
1.9 TDI 2.0 TDI	96 103	11/02→11/08 11/05→03/10	←			11.0101-5706.2 260097	ATE
			→			11.0101-5403.2 260010	TRW
1.9 TDI 2.8 V6	110 150	05/05→05/07 06/00→03/10	←			11.0101-5705.2 260096	ATE
1.9 TDI 4motion 2.8 V6 4motion	85 150	06/00→03/10 06/00→03/10	←	02/01→		11.0101-5705.2 260096	ATE
<b>Führungsbolzen, Bremssattel</b>							
1.8 T 20V	110	10/97→03/10		05/98→; → 7M-1-530756		11.8171-0008.1 990049	ATE
				7M-2-500001→		11.8171-0067.1 250153	ATE
1.9 TDI 1.9 TDI 2.0 i	66 85 85	04/96→03/10 06/00→03/10 04/96→03/10		→ 7M-1-530756		11.8171-0008.1 990049	ATE
1.9 TDI	81	08/96→06/00		10/97→; → 7M-1-530756		11.8171-0067.1 250153	ATE
1.9 TDI 1.9 TDI 2.0 TDI 2.8 V6	96 110 103 150	11/02→11/08 05/05→05/07 11/05→03/10 06/00→03/10					
1.9 TDI 4motion 2.8 V6 4motion	85 150	06/00→03/10 06/00→03/10		02/01→		11.8171-0067.1 250153	ATE
<b>Dichtungssatz, Bremssattel</b>							
1.8 T 20V	110	10/97→03/10	←	05/98→; → 7M-1-530756		11.0441-5704.2 250034	ATE
1.9 TDI 1.9 TDI 2.0 i	66 85 85	04/96→03/10 06/00→03/10 04/96→03/10	←	7M-2-500001→		11.0441-5704.2 250034	ATE
1.9 TDI	81	08/96→06/00	←	→ 7M-1-530756		11.0441-5704.2 250034	ATE
1.9 TDI 2.0 TDI	96 103	11/02→11/08 11/05→03/10	←			11.0441-5704.2 250034	ATE
<b>Bremsschlauch</b>							
1.8 T 20V	110	10/97→03/10	←	05/98→; → 7M-1-530756	2	24.5166-0454.3 331306	L= 454
			←	7M-2-500001→	2	24.5205-0461.3 331431	L= 461
			→	05/98→	2	24.5225-0370.3 331379	L= 373
			→	am Bremssattel; 05/98→	2	83.6113-0140.3 330482	L= 140
1.9 TDI 1.9 TDI 1.9 TDI	66 85 96	04/96→03/10 06/00→03/10 11/02→11/08	←	→ 7M-1-530756	2	24.5166-0454.3 331306	L= 454
			←	7M-2-500001→	2	24.5205-0461.3 331431	L= 461
↓							








	kw			 	! #		
<b>SEAT - ALHAMBRA (7V8, 7V9) 04/96→03/10</b>							
<b>Bremsschlauch</b>							
2.0 i	85	04/96→03/10	➔		2	24.5225-0370.3 331379	L= 373
			➔	am Bremssattel	2	83.6113-0140.3 330482	L= 140
1.9 TDI	81	08/96→06/00	➔	10/97→ 05/00	2	24.5166-0454.3 331306	L= 454
			➔	10/97→ 05/00	2	24.5225-0370.3 331379	L= 373
			➔	am Bremssattel; 10/97→ 05/00	2	83.6113-0140.3 330482	L= 140
1.9 TDI	110	05/05→05/07	➔		2	24.5205-0461.3 331431	L= 461
2.0 TDI	103	11/05→03/10	➔		2	24.5225-0370.3 331379	L= 373
2.8 V6	150	06/00→03/10	➔		2	24.5225-0370.3 331379	L= 373
			➔	am Bremssattel	2	83.6113-0140.3 330482	L= 140
1.9 TDI 4motion	85	06/00→03/10	➔	02/01→	2	24.5205-0461.3 331431	L= 461
2.8 V6 4motion	150	06/00→03/10	➔	02/01→	2	24.5225-0370.3 331379	L= 373
			➔	am Bremssattel; 02/01→	2	83.6113-0140.3 330482	L= 140
<b>SEAT - ALHAMBRA (710, 711) 06/10→</b>							
<b>Bremssattel</b>							
1.4 TSI	110	06/10→	➔	☐; 09/10→; +PR 1LJ		11.9571-9759.2 220847	ATE Ø 57 - Halter
2.0 TDI	125	06/10→	➔	☐; 09/10→; +PR 1LJ		11.9571-9760.2 220848	ATE Ø 57 - Halter
			➔	☐; 03/12→; +PR 1LW		24.3601-1727.5 240786	TRW Ø 60 - Halter
			➔	☐; 03/12→; +PR 1LW		24.3601-1728.5 240787	TRW Ø 60 - Halter
			➔	☐; 09/10→		24.6241-1709.7 221021	TRW Ø 41 + EMot / - Halter + FSB
			➔	☐; 09/10→		24.6241-1710.7 221022	TRW Ø 41 + EMot / - Halter + FSB
1.4 TSI	110	05/15→	➔	☐; +PR 1LJ		11.9571-9759.2 220847	ATE Ø 57 - Halter
1.8 TSI	118	11/12→	➔	☐; +PR 1LJ		11.9571-9760.2 220848	ATE Ø 57 - Halter
2.0 TDI	130	11/12→	➔	☐; +PR 1LW		24.3601-1727.5 240786	TRW Ø 60 - Halter
			➔	☐; +PR 1LW		24.3601-1728.5 240787	TRW Ø 60 - Halter
			➔	☐		24.6241-1709.7 221021	TRW Ø 41 + EMot / - Halter + FSB
			➔	☐		24.6241-1710.7 221022	TRW Ø 41 + EMot / - Halter + FSB
2.0 TDI	85	05/11→	➔	☐; +PR 1LJ		11.9571-9759.2 220847	ATE Ø 57 - Halter
2.0 TDI	103	06/10→	➔	☐; +PR 1LJ		11.9571-9760.2 220848	ATE Ø 57 - Halter
2.0 TDI 4Drive	103	05/11→	➔	☐; 03/12→; +PR 1LW		24.3601-1727.5 240786	TRW Ø 60 - Halter
2.0 TSI	147	11/10→	➔	☐; 03/12→; +PR 1LW		24.3601-1728.5 240787	TRW Ø 60 - Halter
			➔	☐		24.6241-1709.7 221021	TRW Ø 41 + EMot / - Halter + FSB
			➔	☐		24.6241-1710.7 221022	TRW Ø 41 + EMot / - Halter + FSB
2.0 TDI	100	06/10→05/11	➔	☐; 09/10→; +PR 1LJ		11.9571-9759.2 220847	ATE Ø 57 - Halter
			➔	☐; 09/10→; +PR 1LJ		11.9571-9760.2 220848	ATE Ø 57 - Halter
			➔	☐; 09/10→		24.6241-1709.7 221021	TRW Ø 41 + EMot / - Halter + FSB
			➔	☐; 09/10→		24.6241-1710.7 221022	TRW Ø 41 + EMot / - Halter + FSB
2.0 TDI	110	05/15→	➔	☐; +PR 1LW		24.3601-1727.5 240786	TRW Ø 60 - Halter
2.0 TDI	135	05/15→	➔	☐; +PR 1LW		24.3601-1728.5 240787	TRW Ø 60 - Halter
2.0 TDI 4Drive	110	05/15→	➔				
2.0 TDI 4Drive	135	05/16→	➔				
2.0 TSI	162	05/15→	➔				
<b>Feder, Bremssattel</b>							
1.4 TSI	110	06/10→		09/10→; +PR 1LJ	2	11.8116-0071.1 390605	ATE
2.0 TDI	100	06/10→05/11					
2.0 TDI	125	06/10→					
1.4 TSI	110	05/15→		+PR 1LJ	2	11.8116-0071.1 390605	ATE
1.8 TSI	118	11/12→					
2.0 TDI	85	05/11→					
2.0 TDI	103	06/10→					
2.0 TDI	130	11/12→					
2.0 TDI 4Drive	103	05/11→					
2.0 TSI	147	11/10→					










	kw			 	! #		
<b>SEAT - ALHAMBRA (710, 711) 06/10→</b>							
<b>Führungshülzensatz, Bremssattel</b>							
1.4 TSI	110	06/10→	←	09/10→; +PR 1LJ		11.0101-5409.2	260035 ATE
2.0 TDI	100	06/10→05/11					
2.0 TDI	125	06/10→					
1.4 TSI	110	05/15→	←	+PR 1LJ		11.0101-5409.2	260035 ATE
1.8 TSI	118	11/12→					
2.0 TDI	85	05/11→					
2.0 TDI	103	06/10→					
2.0 TDI	130	11/12→					
2.0 TDI 4Drive	103	05/11→					
2.0 TSI	147	11/10→					
<b>Führungsbolzen, Bremssattel</b>							
1.4 TSI	110	06/10→		09/10→; +PR 1LJ		11.8171-0008.1	990049 ATE
2.0 TDI	100	06/10→05/11					
2.0 TDI	125	06/10→					
1.4 TSI	110	05/15→		+PR 1LJ		11.8171-0008.1	990049 ATE
1.8 TSI	118	11/12→					
2.0 TDI	85	05/11→					
2.0 TDI	103	06/10→					
2.0 TDI	130	11/12→					
2.0 TDI 4Drive	103	05/11→					
2.0 TSI	147	11/10→					
<b>Bremsschlauch</b>							
1.4 TSI	110	06/10→	→	09/10→	2	24.5143-0257.3	331167 L= 257
2.0 TDI	100	06/10→05/11					
2.0 TDI	125	06/10→					
1.4 TSI	110	05/15→	→		2	24.5143-0257.3	331167 L= 257
1.8 TSI	118	11/12→					
2.0 TDI	85	05/11→					
2.0 TDI	103	06/10→					
2.0 TDI	130	11/12→					
2.0 TDI 4Drive	103	05/11→					
2.0 TSI	147	11/10→					
<b>SEAT - ALTEA (5P1) 03/04→</b>							
<b>Bremssattel</b>							
1.2 TSI	77	04/10→	←	☐; +PR 1ZF		11.9541-9549.2	220575 ATE Ø 54 - Halter
1.4 16V	63	05/06→					
1.4 TSI	92	11/07→	←	☐; +PR 1ZF		11.9541-9550.2	220576 ATE Ø 54 - Halter
1.6	75	03/04→					
1.6 LPG	75	09/09→	←	☐; +PR 1ZA,1LJ		11.9541-9553.2	220563 ATE Ø 54 - Halter
1.6 TDI	66	11/10→	←	☐; +PR 1ZE		11.9541-9553.2	220563 ATE Ø 54 - Halter
1.6 TDI	77	10/09→					
1.8 TFSI	118	01/07→	←	☐; +PR 1ZE		11.9541-9554.2	220564 ATE Ø 54 - Halter
1.9 TDI	66	08/09→	←	☐; +PR 1ZA,1LJ		11.9541-9554.2	220564 ATE Ø 54 - Halter
1.9 TDI	77	04/04→					
2.0 FSI	110	05/04→03/09	→	☐; +PR 1KD,1KQ,1KZ		24.3384-1755.5	240886 TRW Ø 38 - Halter
2.0 TDI	100	03/04→05/09	→	☐; +PR 1KD,1KQ,1KZ		24.3384-1756.5	240887 TRW Ø 38 - Halter
2.0 TDI	103	11/05→					
2.0 TDI	125	03/06→	→	☐; +PR 1KF,1KJ		24.3414-1709.5	240834 TRW Ø 41 - Halter
2.0 TDI 16V	103	03/04→					
2.0 TFSI	147	04/06→05/09	→	☐; +PR 1KF,1KJ		24.3414-1710.5	240835 TRW Ø 41 - Halter
<b>Halter, Bremssattel</b>							
1.2 TSI	77	04/10→	←	+PR 1ZF	2	11.0230-0131.1	260129 ATE
1.4 16V	63	05/06→					
1.4 TSI	92	11/07→	←	+PR 1ZA,1LJ		11.0230-0131.1	260129 ATE
1.6	75	03/04→					
1.6 LPG	75	09/09→					
1.6 TDI	66	11/10→					
1.6 TDI	77	10/09→					
1.8 TFSI	118	01/07→					
1.9 TDI	66	08/09→					
1.9 TDI	77	04/04→					
2.0 FSI	110	05/04→03/09					
2.0 TDI	100	03/04→05/09					
2.0 TDI	103	11/05→					
2.0 TDI	125	03/06→					
2.0 TDI 16V	103	03/04→					
2.0 TFSI	147	04/06→05/09					
<b>Feder, Bremssattel</b>							
1.2 TSI	77	04/10→	←	+PR 1ZA,1LJ	2	11.8116-0351.1	390538 ATE
1.4 16V	63	05/06→					
1.4 TSI	92	11/07→	←	+PR 1ZE	2	11.8116-0351.1	390538 ATE
1.6	75	03/04→					
1.6 LPG	75	09/09→					
1.6 TDI	66	11/10→					
1.6 TDI	77	10/09→					
1.8 TFSI	118	01/07→					

	kw			 	! #		
<b>SEAT - ALTEA (5P1) 03/04→</b>							
<b>Feder, Bremssattel</b>							
1.9 TDI	66	08/09→	←	+PR 1ZA,1LJ	2	11.8116-0351.1 390538	ATE
1.9 TDI	77	04/04→	←	+PR 1ZE	2	11.8116-0351.1 390538	ATE
2.0 FSI	110	05/04→03/09					
2.0 TDI	100	03/04→05/09					
2.0 TDI	103	11/05→					
2.0 TDI	125	03/06→					
2.0 TDI 16V	103	03/04→					
2.0 TFSI	147	04/06→05/09					
<b>Führungshülzensatz, Bremssattel</b>							
1.2 TSI	77	04/10→	←	+PR 1ZF		11.0101-5409.2 260035	ATE
1.4 16V	63	05/06→	←	+PR 1ZE		11.0101-5409.2 260035	ATE
1.4 TSI	92	11/07→	←	+PR 1ZE		11.0101-5409.2 260035	ATE
1.6	75	03/04→	←	+PR 1ZA,1LJ		11.0101-5409.2 260035	ATE
1.6 LPG	75	09/09→					
1.6 TDI	66	11/10→					
1.6 TDI	77	10/09→					
1.8 TFSI	118	01/07→					
1.9 TDI	66	08/09→					
1.9 TDI	77	04/04→					
2.0 FSI	110	05/04→03/09					
2.0 TDI	100	03/04→05/09					
2.0 TDI	103	11/05→					
2.0 TDI	125	03/06→					
2.0 TDI 16V	103	03/04→					
2.0 TFSI	147	04/06→05/09					
<b>Führungsbolzen, Bremssattel</b>							
1.2 TSI	77	04/10→		+PR 1ZE		11.8171-0008.1 990049	ATE
1.4 16V	63	05/06→		+PR 1ZA,1LJ		11.8171-0008.1 990049	ATE
1.4 TSI	92	11/07→		+PR 1ZF		11.8171-0069.1 250152	ATE
1.6	75	03/04→					
1.6 LPG	75	09/09→					
1.6 TDI	66	11/10→					
1.6 TDI	77	10/09→					
1.8 TFSI	118	01/07→					
1.9 TDI	66	08/09→					
1.9 TDI	77	04/04→					
2.0 FSI	110	05/04→03/09					
2.0 TDI	100	03/04→05/09					
2.0 TDI	103	11/05→					
2.0 TDI	125	03/06→					
2.0 TDI 16V	103	03/04→					
2.0 TFSI	147	04/06→05/09					
<b>Bremsschlauch</b>							
1.2 TSI	77	04/10→	←		2	24.5143-0564.3 331433	L= 564
1.4 16V	63	05/06→	→		2	24.5204-0233.3 331430	L= 233
1.4 TSI	92	11/07→					
1.6	75	03/04→					
1.6 LPG	75	09/09→					
1.6 TDI	66	11/10→					
1.6 TDI	77	10/09→					
1.8 TFSI	118	01/07→					
1.9 TDI	66	08/09→					
1.9 TDI	77	04/04→					
2.0 FSI	110	05/04→03/09					
2.0 TDI	100	03/04→05/09					
2.0 TDI	103	11/05→					
2.0 TDI	125	03/06→					
2.0 TDI 16V	103	03/04→					
2.0 TFSI	147	04/06→05/09					
<b>SEAT - ALTEA XL (5P5, 5P8) 10/06→</b>							
<b>Bremssattel</b>							
1.2 TSI	77	04/10→	←	☐; +PR 1ZF		11.9541-9549.2 220575	ATE Ø 54 - Halter
1.4 TSI	92	11/07→	←	☐; +PR 1ZF		11.9541-9550.2 220576	ATE Ø 54 - Halter
1.6	75	10/06→	←	☐; +PR 1ZA,1LJ		11.9541-9553.2 220563	ATE Ø 54 - Halter
1.6 LPG	75	09/09→	←	☐; +PR 1ZE		11.9541-9553.2 220563	ATE Ø 54 - Halter
1.6 Multifuel	75	10/06→	←	☐; +PR 1ZE		11.9541-9553.2 220563	ATE Ø 54 - Halter
1.6 TDI	66	11/10→	←	☐; +PR 1ZA,1LJ		11.9541-9554.2 220564	ATE Ø 54 - Halter
1.6 TDI	77	10/09→	←	☐; +PR 1ZE		11.9541-9554.2 220564	ATE Ø 54 - Halter
1.8 TFSI	118	01/07→	←	☐; +PR 1ZE		11.9541-9554.2 220564	ATE Ø 54 - Halter
1.9 TDI	66	08/09→	←	☐; +PR 1ZE		11.9541-9554.2 220564	ATE Ø 54 - Halter
1.9 TDI	77	10/06→	→	☐; +PR 1KD,1KQ,1KZ		24.3384-1755.5 240886	TRW Ø 38 - Halter
1.9 TDI 4x4	77	06/09→12/10	→	☐; +PR 1KD,1KQ,1KZ		24.3384-1756.5 240887	TRW Ø 38 - Halter
2.0 FSI	110	10/06→03/09					
2.0 TDI	100	11/06→03/09					
2.0 TDI	103	10/06→					
2.0 TDI	125	06/07→					
2.0 TDI 16V	103	10/06→					
↓							



	kW			 	! #		
<b>SEAT - ALTEA XL (5P5, 5P8) 10/06→</b>							
<b>Bremssattel</b>							
2.0 TDI 16V 4x4	103	10/10→	←	☐; +PR 1ZF		11.9541-9549.2 220575	ATE Ø 54 - Halter
2.0 TDI 4x4	103	06/07→	←	☐; +PR 1ZF		11.9541-9550.2 220576	ATE Ø 54 - Halter
2.0 TDI 4x4	125	06/07→	←	☐; +PR 1ZF		11.9541-9550.2 220576	ATE Ø 54 - Halter
2.0 TFSI	147	10/06→05/09	←	☐; +PR 1ZA,1LJ		11.9541-9553.2 220563	ATE Ø 54 - Halter
2.0 TFSI 4x4	147	06/07→05/09	←	☐; +PR 1ZE		11.9541-9553.2 220563	ATE Ø 54 - Halter
2.0 TFSI 4x4	155	05/09→	←	☐; +PR 1ZE		11.9541-9553.2 220563	ATE Ø 54 - Halter
			←	☐; +PR 1ZA,1LJ		11.9541-9554.2 220564	ATE Ø 54 - Halter
			←	☐; +PR 1ZE		11.9541-9554.2 220564	ATE Ø 54 - Halter
			→	☐; +PR 1KD,1KQ,1KZ		24.3384-1755.5 240886	TRW Ø 38 - Halter
			→	☐; +PR 1KD,1KQ,1KZ		24.3384-1756.5 240887	TRW Ø 38 - Halter
1.4 16V	63	10/06→	←	☐; 05/08→; +PR 1ZF		11.9541-9549.2 220575	ATE Ø 54 - Halter
			←	☐; 05/08→; +PR 1ZF		11.9541-9550.2 220576	ATE Ø 54 - Halter
			←	☐; 05/08→; +PR 1ZA,1LJ		11.9541-9553.2 220563	ATE Ø 54 - Halter
			←	☐; 05/08→; +PR 1ZE		11.9541-9553.2 220563	ATE Ø 54 - Halter
			←	☐; 05/08→; +PR 1ZE		11.9541-9554.2 220564	ATE Ø 54 - Halter
			←	☐; 05/08→; +PR 1ZA,1LJ		11.9541-9554.2 220564	ATE Ø 54 - Halter
			→	☐; 05/08→; +PR 1KD,1KQ,1KZ		24.3384-1755.5 240886	TRW Ø 38 - Halter
			→	☐; 05/08→; +PR 1KD,1KQ,1KZ		24.3384-1756.5 240887	TRW Ø 38 - Halter
<b>Halter, Bremssattel</b>							
1.2 TSI	77	04/10→	←	+PR 1ZF	2	11.0230-0131.1 260129	ATE
1.4 TSI	92	11/07→	←	+PR 1ZA,1LJ		11.0230-0131.1 260129	ATE
1.6	75	10/06→	←	+PR 1ZA,1LJ		11.0230-0131.1 260129	ATE
1.6 LPG	75	09/09→					
1.6 Multifuel	75	10/06→					
1.6 TDI	66	11/10→					
1.6 TDI	77	10/09→					
1.8 TFSI	118	01/07→					
1.9 TDI	66	08/09→					
1.9 TDI	77	10/06→					
1.9 TDI 4x4	77	06/09→12/10					
2.0 FSI	110	10/06→03/09					
2.0 TDI	100	11/06→03/09					
2.0 TDI	103	10/06→					
2.0 TDI	125	06/07→					
2.0 TDI 16V	103	10/06→					
2.0 TDI 16V 4x4	103	10/10→					
2.0 TDI 4x4	103	06/07→					
2.0 TDI 4x4	125	06/07→					
2.0 TFSI	147	10/06→05/09					
2.0 TFSI 4x4	147	06/07→05/09					
2.0 TFSI 4x4	155	05/09→					
1.4 16V	63	10/06→	←	05/08→; +PR 1ZF	2	11.0230-0131.1 260129	ATE
			←	05/08→; +PR 1ZA,1LJ		11.0230-0131.1 260129	ATE
<b>Feder, Bremssattel</b>							
1.2 TSI	77	04/10→	←	+PR 1ZA,1LJ	2	11.8116-0351.1 390538	ATE
1.4 TSI	92	11/07→	←	+PR 1ZE		11.8116-0351.1 390538	ATE
1.6	75	10/06→	←	+PR 1ZE	2	11.8116-0351.1 390538	ATE
1.6 LPG	75	09/09→					
1.6 Multifuel	75	10/06→					
1.6 TDI	66	11/10→					
1.6 TDI	77	10/09→					
1.8 TFSI	118	01/07→					
1.9 TDI	66	08/09→					
1.9 TDI	77	10/06→					
1.9 TDI 4x4	77	06/09→12/10					
2.0 FSI	110	10/06→03/09					
2.0 TDI	100	11/06→03/09					
2.0 TDI	103	10/06→					
2.0 TDI	125	06/07→					
2.0 TDI 16V	103	10/06→					
2.0 TDI 16V 4x4	103	10/10→					
2.0 TDI 4x4	103	06/07→					
2.0 TDI 4x4	125	06/07→					
2.0 TFSI	147	10/06→05/09					
2.0 TFSI 4x4	147	06/07→05/09					
2.0 TFSI 4x4	155	05/09→					
1.4 16V	63	10/06→	←	05/08→; +PR 1ZE	2	11.8116-0351.1 390538	ATE
			←	05/08→; +PR 1ZA,1LJ	2	11.8116-0351.1 390538	ATE
↓							

	kW			 	! #		
<b>SEAT - ALTEA XL (5P5, 5P8) 10/06→</b>							
<b>Führungshülzensatz, Bremsattel</b>							
1.2 TSI	77	04/10→	←	+PR 1ZF		11.0101-5409.2 260035	ATE
1.4 TSI	92	11/07→	←	+PR 1ZE		11.0101-5409.2 260035	ATE
1.6	75	10/06→	←	+PR 1ZA,1LJ		11.0101-5409.2 260035	ATE
1.6 LPG	75	09/09→	←				
1.6 Multifuel	75	10/06→					
1.6 TDI	66	11/10→					
1.6 TDI	77	10/09→					
1.8 TFSI	118	01/07→					
1.9 TDI	66	08/09→					
1.9 TDI	77	10/06→					
1.9 TDI 4x4	77	06/09→12/10					
2.0 FSI	110	10/06→03/09					
2.0 TDI	100	11/06→03/09					
2.0 TDI	103	10/06→					
2.0 TDI	125	06/07→					
2.0 TDI 16V	103	10/06→					
2.0 TDI 16V 4x4	103	10/10→					
2.0 TDI 4x4	103	06/07→					
2.0 TDI 4x4	125	06/07→					
2.0 TFSI	147	10/06→05/09					
2.0 TFSI 4x4	147	06/07→05/09					
2.0 TFSI 4x4	155	05/09→					
1.4 16V	63	10/06→	←	05/08→; +PR 1ZF		11.0101-5409.2 260035	ATE
			←	05/08→; +PR 1ZE		11.0101-5409.2 260035	ATE
			←	05/08→; +PR 1ZA,1LJ		11.0101-5409.2 260035	ATE
<b>Führungsbolzen, Bremsattel</b>							
1.2 TSI	77	04/10→		+PR 1ZE		11.8171-0008.1 990049	ATE
1.4 TSI	92	11/07→		+PR 1ZA,1LJ		11.8171-0008.1 990049	ATE
1.6	75	10/06→		+PR 1ZF		11.8171-0069.1 250152	ATE
1.6 LPG	75	09/09→					
1.6 Multifuel	75	10/06→					
1.6 TDI	66	11/10→					
1.6 TDI	77	10/09→					
1.8 TFSI	118	01/07→					
1.9 TDI	66	08/09→					
1.9 TDI	77	10/06→					
1.9 TDI 4x4	77	06/09→12/10					
2.0 FSI	110	10/06→03/09					
2.0 TDI	100	11/06→03/09					
2.0 TDI	103	10/06→					
2.0 TDI	125	06/07→					
2.0 TDI 16V	103	10/06→					
2.0 TDI 16V 4x4	103	10/10→					
2.0 TDI 4x4	103	06/07→					
2.0 TDI 4x4	125	06/07→					
2.0 TFSI	147	10/06→05/09					
2.0 TFSI 4x4	147	06/07→05/09					
2.0 TFSI 4x4	155	05/09→					
1.4 16V	63	10/06→		05/08→; +PR 1ZE		11.8171-0008.1 990049	ATE
				05/08→; +PR 1ZA,1LJ		11.8171-0008.1 990049	ATE
				05/08→; +PR 1ZF		11.8171-0069.1 250152	ATE
<b>Bremsschlauch</b>							
1.2 TSI	77	04/10→	←		2	24.5143-0564.3 331433	L= 564
1.4 TSI	92	11/07→	→		2	24.5204-0233.3 331430	L= 233
1.6	75	10/06→	→				
1.6 LPG	75	09/09→					
1.6 Multifuel	75	10/06→					
1.6 TDI	66	11/10→					
1.6 TDI	77	10/09→					
1.8 TFSI	118	01/07→					
1.9 TDI	66	08/09→					
1.9 TDI	77	10/06→					
1.9 TDI 4x4	77	06/09→12/10					
2.0 FSI	110	10/06→03/09					
2.0 TDI	100	11/06→03/09					
2.0 TDI	103	10/06→					
2.0 TDI	125	06/07→					
2.0 TDI 16V	103	10/06→					
2.0 TDI 16V 4x4	103	10/10→					
2.0 TDI 4x4	103	06/07→					
2.0 TDI 4x4	125	06/07→					
2.0 TFSI	147	10/06→05/09					
2.0 TFSI 4x4	147	06/07→05/09					
2.0 TFSI 4x4	155	05/09→					
1.4 16V	63	10/06→	←	05/08→	2	24.5143-0564.3 331433	L= 564
			→	05/08→	2	24.5204-0233.3 331430	L= 233



### SEAT - AROSA (6H) 05/97→06/04

#### **Bremssattel**

1.4	44	05/97→06/04	←	☐	24.3481-1735.5	240283	ATE Ø 48 - Halter
			←	☐	24.3481-1736.5	240284	ATE Ø 48 - Halter
1.4 16V	74	01/00→06/04	←	☐	24.3541-1779.5	240249	TRW Ø 54 - Halter
			←	☐	24.3541-1780.5	240250	TRW Ø 54 - Halter
			→	☐	24.3344-1711.5	240894	TRW Ø 34 - Halter
			→	☐	24.3344-1712.5	240895	TRW Ø 34 - Halter
1.4 TDI	55	01/00→06/04	←	☐	24.3541-1779.5	240249	TRW Ø 54 - Halter
			←	☐	24.3541-1780.5	240250	TRW Ø 54 - Halter
1.7 SDI	44	08/97→06/04	←	☐; 11/97→	24.3481-1735.5	240283	ATE Ø 48 - Halter
			←	☐; 11/97→	24.3481-1736.5	240284	ATE Ø 48 - Halter

#### **Führungshülsensatz, Bremssattel**

1.0	37	05/97→06/04	←		11.0101-4803.2	260008	ATE
1.0	37	10/98→01/01			24.0102-4803.2	260086	ATE
1.4	44	05/97→06/04	←		11.0101-4801.2	260006	ATE
					24.0102-4801.2	260085	ATE
1.4 16V	74	01/00→06/04	←		11.0101-5403.2	260010	TRW
1.4 TDI	55	01/00→06/04					
1.7 SDI	44	08/97→06/04	←	11/97→	11.0101-4801.2	260006	ATE
					24.0102-4801.2	260085	ATE

#### **Dichtungssatz, Bremssattel**

1.0	37	05/97→06/04	←		11.0441-4808.2	250022	ATE
1.0	37	10/98→01/01					
1.4	44	05/97→06/04			11.0441-4808.2	250022	ATE
1.7 SDI	44	08/97→06/04		11/97→	11.0441-4808.2	250022	ATE

#### **Bremsschlauch**









1.0	37	05/97→06/04	←		2	24.5147-0385.3	331427	L= 384
1.0	37	10/98→01/01						
1.4	44	05/97→06/04	→		2	83.7858-0140.3	330837	L= 140
1.4 16V	74	01/00→06/04						
1.4 TDI	55	01/00→06/04						
1.7 SDI	44	08/97→06/04	←	11/97→	2	24.5147-0385.3	331427	L= 384
			→	11/97→	2	83.7858-0140.3	330837	L= 140








### SEAT - CORDOBA (6K1, 6K2) 02/93→12/02

#### **Bremssattel**








1.4	40	12/97→04/99	←	☐; +PR 1LA	24.3481-1745.5	240277	ATE Ø 48 - Halter		
			←	☐; +PR 1LA	24.3481-1746.5	240278	ATE Ø 48 - Halter		
			←	☐; +PR 1LY,1ZK	24.3541-1609.5	240039	TRW Ø 54 - Halter		
			←	☐; +PR 1LY,1ZK	24.3541-1610.5	240040	TRW Ø 54 - Halter		
			←	☐; +PR 1LV,1LW,1LD	24.3541-1731.5	240061	TRW Ø 54 - Halter		
			←	☐; +PR 1LV,1LW,1LD	24.3541-1732.5	240062	TRW Ø 54 - Halter		
1.4 i 1.4 i 16V	44	06/94→10/02	←	☐; 01/97→ 05/99; +PR 1LA	24.3481-1745.5	240277	ATE Ø 48 - Halter		
			74	09/96→10/02	←	☐; → 12/96; - ABS	24.3481-1745.5	240277	ATE Ø 48 - Halter
					←	☐; → 12/96; - ABS	24.3481-1746.5	240278	ATE Ø 48 - Halter
					←	☐; 01/97→ 05/99; +PR 1LA	24.3481-1746.5	240278	ATE Ø 48 - Halter
	←	☐; 01/97→ 05/99; +PR 1LY,1ZK			24.3541-1609.5	240039	TRW Ø 54 - Halter		
				←	☐; 01/97→ 05/99; +PR 1LY,1ZK	24.3541-1610.5	240040	TRW Ø 54 - Halter	
				←	☐; 01/97→ 05/99; +PR 1LV,1LW,1LD	24.3541-1731.5	240061	TRW Ø 54 - Halter	
				←	☐; 01/97→ 05/99; +PR 1LV,1LW,1LD	24.3541-1732.5	240062	TRW Ø 54 - Halter	
1.6 i 1.8 i 1.9 SDI	55	02/93→10/02	←	☐; 01/97→ 05/99; +PR 1LA	24.3481-1745.5	240277	ATE Ø 48 - Halter		
			66	02/93→09/02	←	☐; 01/97→ 05/99; +PR 1LA	24.3481-1746.5	240278	ATE Ø 48 - Halter
	←	☐; 01/97→ 05/99; +PR 1LY,1ZK			24.3541-1609.5	240039	TRW Ø 54 - Halter		
	←	☐; 01/97→ 05/99; +PR 1LY,1ZK			24.3541-1610.5	240040	TRW Ø 54 - Halter		
	←	☐; 01/97→ 05/99; +PR 1LV,1LW,1LD			24.3541-1731.5	240061	TRW Ø 54 - Halter		
	47	08/96→06/99	←	☐; 01/97→ 05/99; +PR 1LV,1LW,1LD	24.3541-1732.5	240062	TRW Ø 54 - Halter		

↓








	kw			 	! #		
<b>SEAT - CORDOBA (6K1, 6K2) 02/93→12/02</b>							
 <b>Bremssattel</b>							
1.6 i	55	05/94→06/99	←	☐; → 05/99; +PR 1LA	24.3481-1745.5	240277	ATE Ø 48 - Halter
			←	☐; → 05/99; +PR 1LA	24.3481-1746.5	240278	ATE Ø 48 - Halter
			←	☐; → 05/99; +PR 1LY,1ZK	24.3541-1609.5	240039	TRW Ø 54 - Halter
			←	☐; → 05/99; +PR 1LY,1ZK	24.3541-1610.5	240040	TRW Ø 54 - Halter
			←	☐; → 05/99; +PR 1LV,1LW,1LD	24.3541-1731.5	240061	TRW Ø 54 - Halter
			←	☐; → 05/99; +PR 1LV,1LW,1LD	24.3541-1732.5	240062	TRW Ø 54 - Halter
1.6 i 1.9 TDI	74 66	07/96→10/02 08/96→10/02	←	☐; 01/97→ 05/99; +PR 1LA	24.3481-1745.5	240277	ATE Ø 48 - Halter
			←	☐; 01/97→ 05/99; +PR 1LA	24.3481-1746.5	240278	ATE Ø 48 - Halter
			←	☐; 06/99→ 09/02	24.3541-1609.5	240039	TRW Ø 54 - Halter
			←	☐; 01/97→ 05/99; +PR 1LY,1ZK	24.3541-1609.5	240039	TRW Ø 54 - Halter
			←	☐; 06/99→ 09/02	24.3541-1610.5	240040	TRW Ø 54 - Halter
			←	☐; 01/97→ 05/99; +PR 1LY,1ZK	24.3541-1610.5	240040	TRW Ø 54 - Halter
			←	☐; 01/97→ 05/99; +PR 1LV,1LW,1LD	24.3541-1731.5	240061	TRW Ø 54 - Halter
			←	☐; 01/97→ 05/99; +PR 1LV,1LW,1LD	24.3541-1732.5	240062	TRW Ø 54 - Halter
1.8 i 16V	95	10/93→08/96	←	☐; 02/94→	24.3541-1609.5	240039	TRW Ø 54 - Halter
			←	☐; 02/94→	24.3541-1610.5	240040	TRW Ø 54 - Halter
			→	☐; 02/94→; → 6K-ZR516424	24.3384-1603.5	240015	TRW Ø 38 - Halter
			→	☐; 02/94→; → 6K-ZR014473	24.3384-1603.5	240015	TRW Ø 38 - Halter
			→	☐; 02/94→; → 6K-ZR014473	24.3384-1604.5	240016	TRW Ø 38 - Halter
			→	☐; 02/94→; → 6K-ZR516424	24.3384-1604.5	240016	TRW Ø 38 - Halter
			→	☐; 6K-ZR516425→ 6K-ZR610014	24.3384-1707.5	240171	TRW Ø 38 - Halter
			→	☐; 6K-ZR014474→ 6K-ZR085725	24.3384-1707.5	240171	TRW Ø 38 - Halter
			→	☐; 6K-ZR516425→ 6K-ZR610014	24.3384-1708.5	240172	TRW Ø 38 - Halter
			→	☐; 6K-ZR014474→ 6K-ZR085725	24.3384-1708.5	240172	TRW Ø 38 - Halter
			→	☐; 6K-ZR085726→	24.3384-1737.5	240301	TRW Ø 38 - Halter
			→	☐; 6K-ZR610015→	24.3384-1737.5	240301	TRW Ø 38 - Halter
			→	☐; 6K-ZR610015→	24.3384-1738.5	240302	TRW Ø 38 - Halter
			→	☐; 6K-ZR085726→	24.3384-1738.5	240302	TRW Ø 38 - Halter
1.8 T 20V Cupra	115	07/00→10/02	←	☐; → 09/02	24.3541-1731.5	240061	TRW Ø 54 - Halter
			←	☐; → 09/02	24.3541-1732.5	240062	TRW Ø 54 - Halter
			→	☐; → 09/02	24.3384-1723.5	240842	TRW Ø 38 - Halter
			→	☐; → 09/02	24.3384-1724.5	240843	TRW Ø 38 - Halter
1.9 TDI	81	03/97→10/02	←	☐; → 05/99; +PR 1LA	24.3481-1745.5	240277	ATE Ø 48 - Halter
			←	☐; → 05/99; +PR 1LA	24.3481-1746.5	240278	ATE Ø 48 - Halter
			←	☐; → 05/99; +PR 1LY,1ZK	24.3541-1609.5	240039	TRW Ø 54 - Halter
			←	☐; → 05/99; +PR 1LY,1ZK	24.3541-1610.5	240040	TRW Ø 54 - Halter
			←	☐; 06/99→ 09/02	24.3541-1731.5	240061	TRW Ø 54 - Halter
			←	☐; → 05/99; +PR 1LV,1LW,1LD	24.3541-1731.5	240061	TRW Ø 54 - Halter
			←	☐; → 05/99; +PR 1LV,1LW,1LD	24.3541-1732.5	240062	TRW Ø 54 - Halter
			←	☐; 06/99→ 09/02	24.3541-1732.5	240062	TRW Ø 54 - Halter
			→	☐; 6K-X-400000→; → 05/99; +PR 1KE,1KQ	24.3344-1711.5	240894	TRW Ø 34 - Halter
			→	☐; 6K-X-400000→; → 05/99; +PR 1KE,1KQ	24.3344-1712.5	240895	TRW Ø 34 - Halter
			→	☐; 6K-X-400000→; → 05/99; +PR 1KE,1KQ	24.3344-1712.7	220540	TRW Ø 34 - Halter
			→	☐; 6K-X-400000→; → 05/99; +PR 1KK	24.3384-1723.5	240842	TRW Ø 38 - Halter
			→	☐; 06/99→ 09/02	24.3384-1723.5	240842	TRW Ø 38 - Halter
			→	☐; 06/99→ 09/02	24.3384-1724.5	240843	TRW Ø 38 - Halter
→	☐; 6K-X-400000→; → 05/99; +PR 1KK	24.3384-1724.5	240843	TRW Ø 38 - Halter			
→	☐; → 6K-X-399999	24.3384-1737.5	240301	TRW Ø 38 - Halter			
→	☐; → 6K-X-399999	24.3384-1738.5	240302	TRW Ø 38 - Halter			
2.0 i	85	02/93→06/99	←	☐; 01/97→ 05/99; +PR 1LA	24.3481-1745.5	240277	ATE Ø 48 - Halter
			←	☐; 01/97→ 05/99; +PR 1LA	24.3481-1746.5	240278	ATE Ø 48 - Halter
			←	☐; 01/97→ 05/99; +PR 1LY,1ZK	24.3541-1609.5	240039	TRW Ø 54 - Halter
↓							

	kw			 	! #		
<b>SEAT - CORDOBA (6K1, 6K2) 02/93→12/02</b>							
<b>Bremssattel</b>							
2.0 i	85	02/93→06/99	←	☐; 11/93→ 12/96	24.3541-1609.5	240039	TRW Ø 54 - Halter
			←	☐; 11/93→ 12/96	24.3541-1610.5	240040	TRW Ø 54 - Halter
			←	☐; 01/97→ 05/99; +PR 1LY,1ZK	24.3541-1610.5	240040	TRW Ø 54 - Halter
			←	☐; 01/97→ 05/99; +PR 1LV,1LW,1LD	24.3541-1731.5	240061	TRW Ø 54 - Halter
			←	☐; 01/97→ 05/99; +PR 1LV,1LW,1LD	24.3541-1732.5	240062	TRW Ø 54 - Halter
			→	☐; 01/97→ 05/99; +PR 1KE,1KQ	24.3344-1711.5	240894	TRW Ø 34 - Halter
			→	☐; 01/97→ 05/99; +PR 1KE,1KQ	24.3344-1712.5	240895	TRW Ø 34 - Halter
			→		24.3344-1712.7	220540	TRW Ø 34 - Halter
			→	☐; 11/93→; → 6K-ZR516424	24.3384-1603.5	240015	TRW Ø 38 - Halter
			→	☐; 11/93→; → 6K-ZR014473	24.3384-1603.5	240015	TRW Ø 38 - Halter
			→	☐; 11/93→; → 6K-ZR516424	24.3384-1604.5	240016	TRW Ø 38 - Halter
			→	☐; 11/93→; → 6K-ZR014473	24.3384-1604.5	240016	TRW Ø 38 - Halter
			→	☐; 6K-ZR014474→ 6K-ZR085725	24.3384-1707.5	240171	TRW Ø 38 - Halter
			→	☐; 6K-ZR516425→ 6K-ZR610014	24.3384-1707.5	240171	TRW Ø 38 - Halter
			→	☐; 6K-ZR014474→ 6K-ZR085725	24.3384-1708.5	240172	TRW Ø 38 - Halter
			→	☐; 6K-ZR516425→ 6K-ZR610014	24.3384-1708.5	240172	TRW Ø 38 - Halter
			→	☐; 01/97→ 05/99; +PR 1KK	24.3384-1723.5	240842	TRW Ø 38 - Halter
			→	☐; 01/97→ 05/99; +PR 1KK	24.3384-1724.5	240843	TRW Ø 38 - Halter
			→	☐; 6K-ZR610015→; → 12/96	24.3384-1737.5	240301	TRW Ø 38 - Halter
			→	☐; 6K-ZR085726→; → 12/96	24.3384-1737.5	240301	TRW Ø 38 - Halter
→	☐; 6K-ZR085726→; → 12/96	24.3384-1738.5	240302	TRW Ø 38 - Halter			
→	☐; 6K-ZR610015→; → 12/96	24.3384-1738.5	240302	TRW Ø 38 - Halter			
2.0 i 16V	110	08/96→06/99	←	☐; → 05/99	24.3541-1731.5	240061	TRW Ø 54 - Halter
			←	☐; → 05/99	24.3541-1732.5	240062	TRW Ø 54 - Halter
			→	☐; 6K-X-400000→; → 05/99; +PR 1KE,1KQ	24.3344-1711.5	240894	TRW Ø 34 - Halter
			→	☐; 6K-X-400000→; → 05/99; +PR 1KE,1KQ	24.3344-1712.5	240895	TRW Ø 34 - Halter
			→		24.3344-1712.7	220540	TRW Ø 34 - Halter
			→	☐; 6K-X-400000→; → 05/99; +PR 1KK	24.3384-1723.5	240842	TRW Ø 38 - Halter
			→	☐; 6K-X-400000→; → 05/99; +PR 1KK	24.3384-1724.5	240843	TRW Ø 38 - Halter
			→	☐; → 6K-X-399999	24.3384-1737.5	240301	TRW Ø 38 - Halter
→	☐; → 6K-X-399999	24.3384-1738.5	240302	TRW Ø 38 - Halter			
<b>Führungshülzensatz, Bremssattel</b>							
1.0 i	37	09/96→10/02	←	06/99→ 09/02	11.0101-4801.2	260006	ATE
					24.0102-4801.2	260085	ATE
1.4	40	12/97→04/99	←	+PR 1LG,1LM	11.0101-4801.2	260006	ATE
			←	+PR 1LA	11.0101-4803.2	260008	ATE
			←	+PR 1LY,1ZK	24.0102-4803.2	260086	ATE
			←		11.0101-5403.2	260010	TRW
1.4 16V 1.9 SDI	55	05/00→10/02	←	→ 09/02	11.0101-4801.2	260006	ATE
	50	06/99→10/02	←		24.0102-4801.2	260085	ATE
1.4 i 1.4 i 16V	44 74	06/94→10/02 09/96→10/02	←	01/97→ 05/99; +PR 1LG,1LM	11.0101-4801.2	260006	ATE
			←	06/99→ 09/02	11.0101-4801.2	260006	ATE
			←	→ 12/96; + ABS	24.0102-4801.2	260085	ATE
			←	→ 12/96; - ABS	11.0101-4801.2	260006	ATE
			←		24.0102-4801.2	260085	ATE
			←	01/97→ 05/99; +PR 1LA	11.0101-4803.2	260008	ATE
			←		24.0102-4803.2	260086	ATE
			←	01/97→ 05/99; +PR 1LY,1ZK	11.0101-5403.2	260010	TRW
1.6 i	55	02/93→10/02	←	06/99→ 09/02	11.0101-4801.2	260006	ATE
					24.0102-4801.2	260085	ATE
			←	11/93→ 12/96	11.0101-4801.2	260006	ATE
			←		24.0102-4801.2	260085	ATE
			←	01/97→ 05/99; +PR 1LG,1LM	11.0101-4801.2	260006	ATE












	kw			 	! #		
<b>SEAT - CORDOBA (6K1, 6K2) 02/93→12/02</b>							
<b>Führungshülzensatz, Bremsattel</b>							
1.6 i	55	02/93→10/02	←	01/97→ 05/99; +PR 1LA		11.0101-4803.2 260008 ATE 24.0102-4803.2 260086 ATE	
			←	01/97→ 05/99; +PR 1LY,1ZK		11.0101-5403.2 260010 TRW	
1.6 i	55	05/94→06/99	←	→ 05/99; +PR 1LG,1LM		11.0101-4801.2 260006 ATE	
			←	→ 05/99; +PR 1LA		11.0101-4803.2 260008 ATE 24.0102-4803.2 260086 ATE	
			←	→ 05/99; +PR 1LY,1ZK		11.0101-5403.2 260010 TRW	
1.6 i	74	07/96→10/02	←	→ 12/96		11.0101-4801.2 260006 ATE 24.0102-4801.2 260085 ATE	
			←	01/97→ 05/99; +PR 1LG,1LM		11.0101-4801.2 260006 ATE	
			←	01/97→ 05/99; +PR 1LA		11.0101-4803.2 260008 ATE 24.0102-4803.2 260086 ATE	
			←	01/97→ 05/99; +PR 1LY,1ZK		11.0101-5403.2 260010 TRW	
			←	06/99→ 09/02		11.0101-5403.2 260010 TRW	
1.8 i	66	02/93→09/02	←	11/93→ 12/96		11.0101-4801.2 260006 ATE 24.0102-4801.2 260085 ATE	
			←	01/97→ 05/99; +PR 1LG,1LM		11.0101-4801.2 260006 ATE	
			←	01/97→ 05/99; +PR 1LA		11.0101-4803.2 260008 ATE 24.0102-4803.2 260086 ATE	
			←	01/97→ 05/99; +PR 1LY,1ZK		11.0101-5403.2 260010 TRW	
1.8 i 16V	95	10/93→08/96	←	02/94→		11.0101-5403.2 260010 TRW	
			→	6K-ZR085726→		11.0101-5403.2 260010 TRW	
			→	6K-ZR014474→ 6K-ZR085725		11.0101-5403.2 260010 TRW	
			→	6K-ZR516425→ 6K-ZR610014		11.0101-5403.2 260010 TRW	
1.9 D	47	01/96→08/96	←			11.0101-4801.2 260006 ATE 24.0102-4801.2 260085 ATE	
			←			11.0101-4801.2 260006 ATE 24.0102-4801.2 260085 ATE	
1.9 D	50	02/93→08/96	←	11/93→		11.0101-4801.2 260006 ATE 24.0102-4801.2 260085 ATE	
1.9 TD	55	02/93→08/96	←			11.0101-4801.2 260006 ATE 24.0102-4801.2 260085 ATE	
1.9 SDI	47	08/96→06/99	←	→ 12/96		11.0101-4801.2 260006 ATE 24.0102-4801.2 260085 ATE	
			←	01/97→ 05/99; +PR 1LG,1LM		11.0101-4801.2 260006 ATE	
			←	01/97→ 05/99; +PR 1LA		11.0101-4803.2 260008 ATE 24.0102-4803.2 260086 ATE	
			←	01/97→ 05/99; +PR 1LY,1ZK		11.0101-5403.2 260010 TRW	
1.9 TDI	66	08/96→10/02	←	01/97→ 05/99; +PR 1LG,1LM		11.0101-4801.2 260006 ATE	
			←	01/97→ 05/99; +PR 1LA		11.0101-4803.2 260008 ATE 24.0102-4803.2 260086 ATE	
			←	06/99→ 09/02		11.0101-5403.2 260010 TRW	
			←	01/97→ 05/99; +PR 1LY,1ZK		11.0101-5403.2 260010 TRW	
1.9 TDI	81	03/97→10/02	←	→ 05/99; +PR 1LG,1LM		11.0101-4801.2 260006 ATE	
			←	→ 05/99; +PR 1LA		11.0101-4803.2 260008 ATE 24.0102-4803.2 260086 ATE	
			←	→ 05/99; +PR 1LY,1ZK		11.0101-5403.2 260010 TRW	
			→	→ 6K-X-399999		11.0101-5403.2 260010 TRW	
2.0 i	85	02/93→06/99	←	01/97→ 05/99; +PR 1LG,1LM		11.0101-4801.2 260006 ATE	
			←	01/97→ 05/99; +PR 1LA		11.0101-4803.2 260008 ATE 24.0102-4803.2 260086 ATE	
			←	11/93→ 12/96		11.0101-5403.2 260010 TRW	
			←	01/97→ 05/99; +PR 1LY,1ZK		11.0101-5403.2 260010 TRW	
			→	6K-ZR085726→; → 12/96		11.0101-5403.2 260010 TRW	
			→	6K-ZR610015→; → 12/96		11.0101-5403.2 260010 TRW	
			→	6K-ZR516425→ 6K-ZR610014		11.0101-5403.2 260010 TRW	
			→	6K-ZR014474→ 6K-ZR085725		11.0101-5403.2 260010 TRW	
2.0 i 16V ↓	110	08/96→06/99	→	→ 6K-X-399999		11.0101-5403.2 260010 TRW	










	kW			 	! #					
<b>SEAT - CORDOBA (6K1, 6K2) 02/93→12/02</b>										
<b>Dichtungssatz, Bremssattel</b>										
1.0 i	37	09/96→10/02		06/99→ 09/02		11.0441-4808.2 250022	ATE			
1.4	40	12/97→04/99		+PR 1LG,1LM		11.0441-4808.2 250022	ATE			
				+PR 1LA		11.0441-4808.2 250022	ATE			
1.4 16V	55	05/00→10/02		→ 09/02		11.0441-4808.2 250022	ATE			
1.9 SDI	50	06/99→10/02								
1.4 i	44	06/94→10/02		01/97→ 05/99; +PR 1LG,1LM		11.0441-4808.2 250022	ATE			
1.4 i 16V	74	09/96→10/02		06/99→ 09/02		11.0441-4808.2 250022	ATE			
				→ 12/96		11.0441-4808.2 250022	ATE			
				01/97→ 05/99; +PR 1LA		11.0441-4808.2 250022	ATE			
1.6 i	55	02/93→10/02		01/97→ 05/99; +PR 1LG,1LM		11.0441-4808.2 250022	ATE			
				06/99→ 09/02		11.0441-4808.2 250022	ATE			
				11/93→ 12/96		11.0441-4808.2 250022	ATE			
				01/97→ 05/99; +PR 1LA		11.0441-4808.2 250022	ATE			
1.6 i	55	05/94→06/99		→ 05/99; +PR 1LG,1LM		11.0441-4808.2 250022	ATE			
			1.9 TDI	81	03/97→10/02		→ 05/99; +PR 1LA		11.0441-4808.2 250022	ATE
1.6 i	74	07/96→10/02		01/97→ 05/99; +PR 1LG,1LM		11.0441-4808.2 250022	ATE			
			1.9 SDI	47	08/96→06/99		01/97→ 05/99; +PR 1LA		11.0441-4808.2 250022	ATE
							→ 12/96		11.0441-4808.2 250022	ATE
1.8 i	66	02/93→09/02		01/97→ 05/99; +PR 1LG,1LM		11.0441-4808.2 250022	ATE			
				01/97→ 05/99; +PR 1LA		11.0441-4808.2 250022	ATE			
				11/93→ 12/96		11.0441-4808.2 250022	ATE			
1.9 D	47	01/96→08/96				11.0441-4808.2 250022	ATE			
1.9 D	50	02/93→08/96		11/93→		11.0441-4808.2 250022	ATE			
1.9 TD	55	02/93→08/96								
1.9 TDI	66	08/96→10/02		01/97→ 05/99; +PR 1LG,1LM		11.0441-4808.2 250022	ATE			
2.0 i	85	02/93→06/99		01/97→ 05/99; +PR 1LA		11.0441-4808.2 250022	ATE			
<b>Zubehörsatz, Bremssattel</b>										
1.8 i 16V	95	10/93→08/96	➡	02/94→; → 6K-ZR014473		24.0101-3601.2 260044	TRW			
			➡	6K-ZR014474 → 6K-ZR085725		24.0101-3601.2 260044	TRW			
			➡	6K-ZR516425 → 6K-ZR610014		24.0101-3601.2 260044	TRW			
			➡	02/94→; → 6K-ZR516424		24.0101-3601.2 260044	TRW			
2.0 i	85	02/93→06/99	➡	11/93→; → 6K-ZR516424		24.0101-3601.2 260044	TRW			
			➡	6K-ZR014474 → 6K-ZR085725		24.0101-3601.2 260044	TRW			
			➡	11/93→; → 6K-ZR014473		24.0101-3601.2 260044	TRW			
			➡	6K-ZR516425 → 6K-ZR610014		24.0101-3601.2 260044	TRW			
<b>Bremsschlauch</b>										
1.0 i	37	09/96→10/02	←	06/99→ 09/02	2	24.5105-0442.3 331432	L= 442			
			➡	06/99→ 09/02	2	83.7858-0140.3 330837	L= 140			
1.4	40	12/97→04/99	←		2	24.5105-0442.3 331432	L= 442			
			1.9 D	47	01/96→08/96	➡		2	83.7836-0135.3 330816	L= 135
1.4 16V	55	05/00→10/02	←	→ 09/02	2	24.5105-0442.3 331432	L= 442			
1.8 T 20V Cupra	115	07/00→10/02	➡	→ 09/02	2	83.7858-0140.3 330837	L= 140			
1.9 SDI	50	06/99→10/02								
1.4 i	44	06/94→10/02	←	06/99→ 09/02	2	24.5105-0442.3 331432	L= 442			
1.4 i 16V	74	09/96→10/02	←	→ 05/99	2	24.5105-0442.3 331432	L= 442			
1.6 i	74	07/96→10/02	←	→ 05/99	2	24.5105-0442.3 331432	L= 442			
			1.9 TDI	66	08/96→10/02	➡	→ 05/99	2	83.7836-0135.3 330816	L= 135
			➡	06/99→ 09/02	2	83.7858-0140.3 330837	L= 140			
1.6 i	55	02/93→10/02	←	06/99→ 09/02	2	24.5105-0442.3 331432	L= 442			
			←	11/93→ 05/99	2	24.5105-0442.3 331432	L= 442			
			➡	11/93→ 05/99	2	83.7836-0135.3 330816	L= 135			
			➡	06/99→ 09/02	2	83.7858-0140.3 330837	L= 140			
1.6 i	55	05/94→06/99	←	→ 05/99	2	24.5105-0442.3 331432	L= 442			
			1.9 SDI	47	08/96→06/99	➡	→ 05/99	2	83.7836-0135.3 330816	L= 135
1.8 i	66	02/93→09/02	←	11/93→ 05/99	2	24.5105-0442.3 331432	L= 442			
			➡	11/93→ 05/99	2	83.7836-0135.3 330816	L= 135			
1.8 i 16V	95	10/93→08/96	←	02/94→	2	24.5105-0442.3 331432	L= 442			
			➡	02/94→	2	24.5170-0161.3 331308	L= 161			
↓										











	kw			 	! #		
<b>SEAT - CORDOBA (6K1, 6K2) 02/93→12/02</b>							
 <b>Bremsschlauch</b>							
1.9 D 1.9 TD	50 55	02/93→08/96 02/93→08/96	←	11/93→	2	24.5105-0442.3 331432	L= 442
			→	11/93→	2	83.7836-0135.3 330816	L= 135
1.9 TDI	81	03/97→10/02	←	06/99→ 09/02	2	24.5105-0442.3 331432	L= 442
			←	→ 05/99	2	24.5105-0442.3 331432	L= 442
			→	→ 05/99	2	24.5170-0161.3 331308	L= 161
			→	06/99→ 09/02	2	83.7858-0140.3 330837	L= 140
2.0 i	85	02/93→06/99	←	11/93→ 05/99	2	24.5105-0442.3 331432	L= 442
			→	11/93→ 05/99	2	24.5170-0161.3 331308	L= 161
2.0 i 16V	110	08/96→06/99	←	→ 05/99	2	24.5105-0442.3 331432	L= 442
			→	→ 05/99	2	24.5170-0161.3 331308	L= 161
<b>SEAT - CORDOBA (6L2) 09/02→11/09</b>							
 <b>Bremssattel</b>							
1.2 1.4 TDI	47 55	10/02→06/06 10/02→12/05	←	☐; +PR 1LQ;1ZF		11.9541-9549.2 220575	ATE Ø 54 - Halter
			←	☐; +PR 1LQ;1ZF		11.9541-9550.2 220576	ATE Ø 54 - Halter
			←	☐; +PR 1LN;1ZH		24.3541-1797.5 240856	TRW Ø 54 - Halter
			←	☐; +PR 1LN;1ZH		24.3541-1798.5 240857	TRW Ø 54 - Halter
			→	☐		24.3344-1709.5 240810	TRW Ø 34 - Halter
			→	☐		24.3384-1729.5 240816	TRW Ø 38 - Halter
			→	☐		24.3344-1710.5 240811	TRW Ø 34 - Halter
			→	☐		24.3384-1730.5 240817	TRW Ø 38 - Halter
1.2 12V 1.4 16V 1.4 16V 1.4 TDI 1.4 TDI 1.6 1.6 16V 1.9 TDI	51 63 74 51 59 74 77 96	05/06→11/09 05/06→11/09 10/02→11/09 05/05→11/09 06/05→11/09 04/03→11/09 11/06→11/09 10/02→11/09	←	☐; → 06/09; +PR 1LQ;1ZF		11.9541-9549.2 220575	ATE Ø 54 - Halter
			←	☐; → 06/09; +PR 1LQ;1ZF		11.9541-9550.2 220576	ATE Ø 54 - Halter
			←	☐; → 06/09; +PR 1LN;1ZH		24.3541-1797.5 240856	TRW Ø 54 - Halter
			←	☐; → 06/09; +PR 1LN;1ZH		24.3541-1798.5 240857	TRW Ø 54 - Halter
			→	☐; → 06/09		24.3344-1709.5 240810	TRW Ø 34 - Halter
			→	☐; → 06/09		24.3384-1729.5 240816	TRW Ø 38 - Halter
			→	☐; → 06/09		24.3344-1710.5 240811	TRW Ø 34 - Halter
			→	☐; → 06/09		24.3384-1730.5 240817	TRW Ø 38 - Halter
1.4 16V	55	09/02→12/07	←	☐; 10/02→; +PR 1LQ;1ZF		11.9541-9549.2 220575	ATE Ø 54 - Halter
			←	☐; 10/02→; +PR 1LQ;1ZF		11.9541-9550.2 220576	ATE Ø 54 - Halter
			←	☐; 10/02→; +PR 1LN;1ZH		24.3541-1797.5 240856	TRW Ø 54 - Halter
			←	☐; 10/02→; +PR 1LN;1ZH		24.3541-1798.5 240857	TRW Ø 54 - Halter
			→	☐; 10/02→		24.3344-1709.5 240810	TRW Ø 34 - Halter
			→	☐; 10/02→		24.3384-1729.5 240816	TRW Ø 38 - Halter
			→	☐; 10/02→		24.3344-1710.5 240811	TRW Ø 34 - Halter
			→	☐; 10/02→		24.3384-1730.5 240817	TRW Ø 38 - Halter
1.9 SDI 1.9 TDI	47 74	09/02→11/09 09/02→11/09	←	☐; 10/02→ 06/09; +PR 1LQ;1ZF		11.9541-9549.2 220575	ATE Ø 54 - Halter
			←	☐; 10/02→ 06/09; +PR 1LQ;1ZF		11.9541-9550.2 220576	ATE Ø 54 - Halter
			←	☐; 10/02→ 06/09; +PR 1LN;1ZH		24.3541-1797.5 240856	TRW Ø 54 - Halter
			←	☐; 10/02→ 06/09; +PR 1LN;1ZH		24.3541-1798.5 240857	TRW Ø 54 - Halter
			→	☐; 10/02→ 06/09		24.3344-1709.5 240810	TRW Ø 34 - Halter
			→	☐; 10/02→ 06/09		24.3384-1729.5 240816	TRW Ø 38 - Halter
			→	☐; 10/02→ 06/09		24.3344-1710.5 240811	TRW Ø 34 - Halter
			→	☐; 10/02→ 06/09		24.3384-1730.5 240817	TRW Ø 38 - Halter
2.0	85	09/02→11/09	←	☐; 10/02→ 06/09; +PR 1LQ;1ZF		11.9541-9549.2 220575	ATE Ø 54 - Halter
			←	☐; 10/02→ 06/09; +PR 1LQ;1ZF		11.9541-9550.2 220576	ATE Ø 54 - Halter
			←	☐; 10/02→ 06/09; +PR 1LN;1ZH		24.3541-1797.5 240856	TRW Ø 54 - Halter
			←	☐; 10/02→ 06/09; +PR 1LN;1ZH		24.3541-1798.5 240857	TRW Ø 54 - Halter
			→	☐; 10/02→ 06/09		24.3344-1709.5 240810	TRW Ø 34 - Halter
			→	☐; 10/02→ 06/09		24.3384-1729.5 240816	TRW Ø 38 - Halter
			→	☐; 10/02→ 06/09		24.3344-1710.5 240811	TRW Ø 34 - Halter
			→	☐; 10/02→ 06/09		24.3384-1730.5 240817	TRW Ø 38 - Halter
<b>Führungshülzensatz, Bremssattel</b>							
1.2 1.4 TDI	47 55	10/02→06/06 10/02→12/05	←	+PR 1LQ;1ZF		11.0101-5409.2 260035	ATE
↓							





















	kw			 	! #		
<b>SEAT - CORDOBA (6L2) 09/02→11/09</b>							
<b>Führungshülzensatz, Bremsattel</b>							
1.2 12V	51	05/06→11/09	←	→ 06/09; +PR 1LQ;1ZF		11.0101-5409.2	260035 ATE
1.4 16V	63	05/06→11/09					
1.4 16V	74	10/02→11/09					
1.4 TDI	51	05/05→11/09					
1.4 TDI	59	06/05→11/09					
1.6	74	04/03→11/09					
1.6 16V	77	11/06→11/09					
1.9 TDI	96	10/02→11/09					
1.4 16V	55	09/02→12/07	←	10/02→; +PR 1LQ;1ZF		11.0101-5409.2	260035 ATE
1.9 SDI	47	09/02→11/09	←	10/02→ 06/09; +PR 1LQ;1ZF		11.0101-5409.2	260035 ATE
1.9 TDI	74	09/02→11/09					
2.0	85	09/02→11/09	←	10/02→ 06/09; +PR 1LQ,1ZF		11.0101-5409.2	260035 ATE
<b>Führungsbolzen, Bremsattel</b>							
1.2	47	10/02→06/06		+PR 1LQ;1ZF		11.8171-0069.1	250152 ATE
1.4 TDI	55	10/02→12/05					
1.2 12V	51	05/06→11/09		→ 06/09; +PR 1LQ;1ZF		11.8171-0069.1	250152 ATE
1.4 16V	63	05/06→11/09					
1.4 16V	74	10/02→11/09					
1.4 TDI	51	05/05→11/09					
1.4 TDI	59	06/05→11/09					
1.6	74	04/03→11/09					
1.6 16V	77	11/06→11/09					
1.9 TDI	96	10/02→11/09					
1.4 16V	55	09/02→12/07		10/02→; +PR 1LQ;1ZF		11.8171-0069.1	250152 ATE
1.9 SDI	47	09/02→11/09		10/02→ 06/09; +PR 1LQ;1ZF		11.8171-0069.1	250152 ATE
1.9 TDI	74	09/02→11/09					
2.0	85	09/02→11/09		10/02→ 06/09; +PR 1LQ,1ZF		11.8171-0069.1	250152 ATE
<b>Bremsschlauch</b>							
1.2	47	10/02→06/06	←		2	83.6247-0522.3	330595 L= 522
1.4 TDI	55	10/02→12/05	→	☐ / am Bremsattel; +PR 1KD,1KK,1KS,1KT / 1KP		24.1253-0050.3	331148 L= 192 mit Rohrleitung
			→	☐ / am Bremsattel; +PR 1KD,1KK,1KS,1KT / 1KP		24.1253-0060.3	331149 L= 192 mit Rohrleitung
			→		2	83.7858-0140.3	330837 L= 140
1.2 12V	51	05/06→11/09	←	→ 06/09	2	83.6247-0522.3	330595 L= 522
1.4 16V	63	05/06→11/09					
1.4 16V	74	10/02→11/09	→	☐ / am Bremsattel; → 06/09; +PR 1KD,1KK,1KS,1KT / 1KP		24.1253-0050.3	331148 L= 192 mit Rohrleitung
1.4 TDI	51	05/05→11/09	→	☐ / am Bremsattel; → 06/09; +PR 1KD,1KK,1KS,1KT / 1KP		24.1253-0060.3	331149 L= 192 mit Rohrleitung
1.4 TDI	59	06/05→11/09	→				
1.6	74	04/03→11/09	→	→ 06/09	2	83.7858-0140.3	330837 L= 140
1.6 16V	77	11/06→11/09	→				
1.9 TDI	96	10/02→11/09	→				
1.4 16V	55	09/02→12/07	←	10/02→	2	83.6247-0522.3	330595 L= 522
			→	☐ / am Bremsattel; 10/02→; +PR 1KD,1KK,1KS,1KT / 1KP		24.1253-0050.3	331148 L= 192 mit Rohrleitung
			→	☐ / am Bremsattel; 10/02→; +PR 1KD,1KK,1KS,1KT / 1KP		24.1253-0060.3	331149 L= 192 mit Rohrleitung
			→	10/02→	2	83.7858-0140.3	330837 L= 140
1.9 SDI	47	09/02→11/09	←	10/02→ 06/09	2	83.6247-0522.3	330595 L= 522
1.9 TDI	74	09/02→11/09	→	☐ / am Bremsattel; 10/02→ 06/09; +PR 1KD,1KK,1KS,1KT / 1KP		24.1253-0050.3	331148 L= 192 mit Rohrleitung
2.0	85	09/02→11/09	→	☐ / am Bremsattel; 10/02→ 06/09; +PR 1KD,1KK,1KS,1KT / 1KP		24.1253-0060.3	331149 L= 192 mit Rohrleitung
			→	10/02→ 06/09	2	83.7858-0140.3	330837 L= 140
<b>SEAT - CORDOBA Vario (6K5) 07/96→12/02</b>							
<b>Bremssattel</b>							
1.4 i	44	09/96→12/02	←	☐; 01/97→ 05/99; +PR 1LA		24.3481-1745.5	240277 ATE Ø 48 - Halter
			←	☐; → 12/96; - ABS		24.3481-1745.5	240277 ATE Ø 48 - Halter
			←	☐; → 12/96; - ABS		24.3481-1746.5	240278 ATE Ø 48 - Halter
			←	☐; 01/97→ 05/99; +PR 1LA		24.3481-1746.5	240278 ATE Ø 48 - Halter
			←	☐; 01/97→ 05/99; +PR 1LY,1ZK		24.3541-1609.5	240039 TRW Ø 54 - Halter
			←	☐; 01/97→ 05/99; +PR 1LY,1ZK		24.3541-1610.5	240040 TRW Ø 54 - Halter
			←	☐; 01/97→ 05/99; +PR 1LV,1LW,1LD		24.3541-1731.5	240061 TRW Ø 54 - Halter
			←	☐; 01/97→ 05/99; +PR 1LV,1LW,1LD		24.3541-1732.5	240062 TRW Ø 54 - Halter
1.6 i	55	09/96→12/02	←	☐; 01/97→ 05/99; +PR 1LA		24.3481-1745.5	240277 ATE Ø 48 - Halter
1.9 SDI	47	09/96→06/99					








	kw			 	! #		
<b>SEAT - CORDOBA Vario (6K5) 07/96→12/02</b>							
<b> Bremssattel</b>							
1.6 i 1.9 SDI	55 47	09/96→12/02 09/96→06/99	←	☐; 01/97→ 05/99; +PR 1LA	24.3481-1746.5	240278	ATE Ø 48 - Halter
			←	☐; 01/97→ 05/99; +PR 1LY,1ZK	24.3541-1609.5	240039	TRW Ø 54 - Halter
			←	☐; 01/97→ 05/99; +PR 1LY,1ZK	24.3541-1610.5	240040	TRW Ø 54 - Halter
			←	☐; 01/97→ 05/99; +PR 1LV,1LW,1LD	24.3541-1731.5	240061	TRW Ø 54 - Halter
			←	☐; 01/97→ 05/99; +PR 1LV,1LW,1LD	24.3541-1732.5	240062	TRW Ø 54 - Halter
1.6 i	55	05/97→06/99	←	☐; → 05/99; +PR 1LA	24.3481-1745.5	240277	ATE Ø 48 - Halter
			←	☐; → 05/99; +PR 1LA	24.3481-1746.5	240278	ATE Ø 48 - Halter
			←	☐; → 05/99; +PR 1LY,1ZK	24.3541-1609.5	240039	TRW Ø 54 - Halter
			←	☐; → 05/99; +PR 1LY,1ZK	24.3541-1610.5	240040	TRW Ø 54 - Halter
			←	☐; → 05/99; +PR 1LV,1LW,1LD	24.3541-1731.5	240061	TRW Ø 54 - Halter
			←	☐; → 05/99; +PR 1LV,1LW,1LD	24.3541-1732.5	240062	TRW Ø 54 - Halter
1.6 i 1.9 TDI	74 66	09/96→12/02 08/96→12/02	←	☐; 01/97→ 05/99; +PR 1LA	24.3481-1745.5	240277	ATE Ø 48 - Halter
			←	☐; 01/97→ 05/99; +PR 1LA	24.3481-1746.5	240278	ATE Ø 48 - Halter
			←	☐; 06/99→ 09/02	24.3541-1609.5	240039	TRW Ø 54 - Halter
			←	☐; 01/97→ 05/99; +PR 1LY,1ZK	24.3541-1609.5	240039	TRW Ø 54 - Halter
			←	☐; 06/99→ 09/02	24.3541-1610.5	240040	TRW Ø 54 - Halter
			←	☐; 01/97→ 05/99; +PR 1LY,1ZK	24.3541-1610.5	240040	TRW Ø 54 - Halter
			←	☐; 01/97→ 05/99; +PR 1LV,1LW,1LD	24.3541-1731.5	240061	TRW Ø 54 - Halter
			←	☐; 01/97→ 05/99; +PR 1LV,1LW,1LD	24.3541-1732.5	240062	TRW Ø 54 - Halter
1.9 TDI	81	07/97→12/02	←	☐; → 05/99; +PR 1LA	24.3481-1745.5	240277	ATE Ø 48 - Halter
			←	☐; → 05/99; +PR 1LA	24.3481-1746.5	240278	ATE Ø 48 - Halter
			←	☐; → 05/99; +PR 1LY,1ZK	24.3541-1609.5	240039	TRW Ø 54 - Halter
			←	☐; → 05/99; +PR 1LY,1ZK	24.3541-1610.5	240040	TRW Ø 54 - Halter
			←	☐; 06/99→ 09/02	24.3541-1731.5	240061	TRW Ø 54 - Halter
			←	☐; → 05/99; +PR 1LV,1LW,1LD	24.3541-1731.5	240061	TRW Ø 54 - Halter
			←	☐; → 05/99; +PR 1LV,1LW,1LD	24.3541-1732.5	240062	TRW Ø 54 - Halter
			←	☐; 06/99→ 09/02	24.3541-1732.5	240062	TRW Ø 54 - Halter
			→	☐; 6K-X-400000→; → 05/99; +PR 1KE,1KQ	24.3344-1711.5	240894	TRW Ø 34 - Halter
			→	☐; 6K-X-400000→; → 05/99; +PR 1KE,1KQ	24.3344-1712.5	240895	TRW Ø 34 - Halter
			→	☐; 6K-X-400000→; → 05/99; +PR 1KE,1KQ	24.3344-1712.7	220540	TRW Ø 34 - Halter
			→	☐; 6K-X-400000→; → 05/99; +PR 1KK	24.3384-1723.5	240842	TRW Ø 38 - Halter
			→	☐; 06/99→ 09/02	24.3384-1723.5	240842	TRW Ø 38 - Halter
			→	☐; 06/99→ 09/02	24.3384-1724.5	240843	TRW Ø 38 - Halter
			→	☐; 6K-X-400000→; → 05/99; +PR 1KK	24.3384-1724.5	240843	TRW Ø 38 - Halter
→	☐; → 6K-X-399999	24.3384-1737.5	240301	TRW Ø 38 - Halter			
→	☐; → 6K-X-399999	24.3384-1738.5	240302	TRW Ø 38 - Halter			
<b>Führungshülzensatz, Bremssattel</b>							
1.4 16V 1.9 SDI	55 50	06/99→12/02 06/99→12/02	←	→ 09/02	11.0101-4801.2	260006	ATE
					24.0102-4801.2	260085	ATE
1.4 i	44	09/96→12/02	←	01/97→ 05/99; +PR 1LG,1LM	11.0101-4801.2	260006	ATE
			←	06/99→ 09/02	11.0101-4801.2	260006	ATE
					24.0102-4801.2	260085	ATE
			←	→ 12/96; + ABS	11.0101-4801.2	260006	ATE
					24.0102-4801.2	260085	ATE
			←	→ 12/96; - ABS	11.0101-4803.2	260008	ATE
1.6 i	55	09/96→12/02	←	01/97→ 05/99; +PR 1LA	11.0101-4803.2	260008	ATE
					24.0102-4803.2	260086	ATE
			←	01/97→ 05/99; +PR 1LY,1ZK	11.0101-5403.2	260010	TRW
↓			←	06/99→ 09/02	11.0101-4801.2	260006	ATE
					24.0102-4801.2	260085	ATE
			←	→ 12/96	11.0101-4801.2	260006	ATE
					24.0102-4801.2	260085	ATE
			←	01/97→ 05/99; +PR 1LG,1LM	11.0101-4801.2	260006	ATE












	kw			 	! #		
<b>SEAT - CORDOBA Vario (6K5) 07/96→12/02</b>							
<b>Führungshülzensatz, Bremssattel</b>							
1.6 i	55	09/96→12/02	←	01/97→ 05/99; +PR 1LA		11.0101-4803.2 260008 ATE 24.0102-4803.2 260086 ATE	
			←	01/97→ 05/99; +PR 1LY,1ZK		11.0101-5403.2 260010 TRW	
1.6 i	55	05/97→06/99	←	→ 05/99; +PR 1LG,1LM		11.0101-4801.2 260006 ATE	
			←	→ 05/99; +PR 1LA		11.0101-4803.2 260008 ATE 24.0102-4803.2 260086 ATE	
			←	→ 05/99; +PR 1LY,1ZK		11.0101-5403.2 260010 TRW	
1.6 i	74	09/96→12/02	←	→ 12/96		11.0101-4801.2 260006 ATE 24.0102-4801.2 260085 ATE	
			←	01/97→ 05/99; +PR 1LG,1LM		11.0101-4801.2 260006 ATE	
			←	01/97→ 05/99; +PR 1LA		11.0101-4803.2 260008 ATE 24.0102-4803.2 260086 ATE	
			←	01/97→ 05/99; +PR 1LY,1ZK		11.0101-5403.2 260010 TRW	
			←	06/99→ 09/02		11.0101-5403.2 260010 TRW	
1.9 SDI	47	09/96→06/99	←	→ 12/96		11.0101-4801.2 260006 ATE 24.0102-4801.2 260085 ATE	
			←	01/97→ 05/99; +PR 1LG,1LM		11.0101-4801.2 260006 ATE	
			←	01/97→ 05/99; +PR 1LA		11.0101-4803.2 260008 ATE 24.0102-4803.2 260086 ATE	
			←	01/97→ 05/99; +PR 1LY,1ZK		11.0101-5403.2 260010 TRW	
1.9 TDI	66	08/96→12/02	←	01/97→ 05/99; +PR 1LG,1LM		11.0101-4801.2 260006 ATE	
			←	01/97→ 05/99; +PR 1LA		11.0101-4803.2 260008 ATE 24.0102-4803.2 260086 ATE	
			←	06/99→ 09/02		11.0101-5403.2 260010 TRW	
			←	01/97→ 05/99; +PR 1LY,1ZK		11.0101-5403.2 260010 TRW	
1.9 TDI	81	07/97→12/02	←	→ 05/99; +PR 1LG,1LM		11.0101-4801.2 260006 ATE	
			←	→ 05/99; +PR 1LA		11.0101-4803.2 260008 ATE 24.0102-4803.2 260086 ATE	
			←	→ 05/99; +PR 1LY,1ZK		11.0101-5403.2 260010 TRW	
			➔	→ 6K-X-399999		11.0101-5403.2 260010 TRW	
<b>Dichtungssatz, Bremssattel</b>							
1.4 16V	55	06/99→12/02		→ 09/02		11.0441-4808.2 250022 ATE	
1.9 SDI	50	06/99→12/02					
1.4 i	44	09/96→12/02		01/97→ 05/99; +PR 1LG,1LM		11.0441-4808.2 250022 ATE	
1.6 i	55	09/96→12/02		06/99→ 09/02		11.0441-4808.2 250022 ATE	
				→ 12/96		11.0441-4808.2 250022 ATE	
				01/97→ 05/99; +PR 1LA		11.0441-4808.2 250022 ATE	
1.6 i	55	05/97→06/99		→ 05/99; +PR 1LG,1LM		11.0441-4808.2 250022 ATE	
1.9 TDI	81	07/97→12/02		→ 05/99; +PR 1LA		11.0441-4808.2 250022 ATE	
1.6 i	74	09/96→12/02		01/97→ 05/99; +PR 1LG,1LM		11.0441-4808.2 250022 ATE	
1.9 SDI	47	09/96→06/99		01/97→ 05/99; +PR 1LA		11.0441-4808.2 250022 ATE	
				→ 12/96		11.0441-4808.2 250022 ATE	
1.9 TDI	66	08/96→12/02		01/97→ 05/99; +PR 1LG,1LM		11.0441-4808.2 250022 ATE	
				01/97→ 05/99; +PR 1LA		11.0441-4808.2 250022 ATE	
<b>Bremsschlauch</b>							
1.4 16V	55	06/99→12/02	←	→ 09/02	2	24.5105-0442.3 331432	L= 442
1.9 SDI	50	06/99→12/02	➔	→ 09/02	2	83.7858-0140.3 330837	L= 140
			←	06/99→ 09/02	2	24.5105-0442.3 331432	L= 442
1.4 i	44	09/96→12/02	←	→ 05/99	2	24.5105-0442.3 331432	L= 442
1.6 i	55	09/96→12/02	←	→ 05/99	2	24.5105-0442.3 331432	L= 442
1.6 i	74	09/96→12/02	←	→ 05/99	2	24.5105-0442.3 331432	L= 442
			➔	→ 05/99	2	83.7836-0135.3 330816	L= 135
1.9 TDI	66	08/96→12/02	➔	→ 05/99	2	83.7836-0135.3 330816	L= 135
			➔	06/99→ 09/02	2	83.7858-0140.3 330837	L= 140
1.6 i	55	05/97→06/99	←	→ 05/99	2	24.5105-0442.3 331432	L= 442
1.9 SDI	47	09/96→06/99	➔	→ 05/99	2	83.7836-0135.3 330816	L= 135
			←	06/99→ 09/02	2	24.5105-0442.3 331432	L= 442
1.9 TDI	81	07/97→12/02	←	06/99→ 09/02	2	24.5105-0442.3 331432	L= 442
			←	→ 05/99	2	24.5105-0442.3 331432	L= 442
			➔	→ 05/99	2	24.5170-0161.3 331308	L= 161
↓							

	kw					! #		
<b>SEAT - CORDOBA Vario (6K5) 07/96→12/02</b>								
 <b>Bremsschlauch</b>								
1.9 TDI	81	07/97→12/02	➡	06/99→09/02	2	83.7858-0140.3	330837	L= 140
<b>SEAT - EXEO (3R2) 12/08→</b>								
 <b>Bremssattel</b>								
1.6 1.8 T	75 110	03/09→09/10 12/08→05/10	←	☐; 04/09→; +PR 1LT	11.9571-9835.2	220427	ATE Ø 57 - Halter	
			←	☐; 04/09→; +PR 1LT	11.9571-9836.2	220428	ATE Ø 57 - Halter	
			←	☐; 04/09→; +PR 1LA	11.9606-9953.2	220587	ATE Ø 60 - Halter	
			←	☐; 04/09→; +PR 1LA	11.9606-9954.2	220588	ATE Ø 60 - Halter	
			←	☐; 04/09→; +PR 1LZ	24.3541-1763.5	240231	TRW Ø 54 - Halter	
			←	☐; 04/09→; +PR 1LZ	24.3541-1764.5	240232	TRW Ø 54 - Halter	
			←	☐; 04/09→; +PR 1LB	24.3571-8521.5	240495	ATE Ø 57 - Halter	
			←	☐; 04/09→; +PR 1LB	24.3571-8522.5	240496	ATE Ø 57 - Halter	
			➡	☐; 04/09→; +PR 1KD,1KP	24.3384-1735.5	240822	TRW Ø 38 - Halter	
			➡	☐; 04/09→; +PR 1KD,1KP	24.3384-1736.5	240823	TRW Ø 38 - Halter	
			➡	☐; 04/09→; +PR 1KW	24.3414-1713.5	240914	TRW Ø 41 - Halter	
			➡	☐; 04/09→; +PR 1KW	24.3414-1714.5	240915	TRW Ø 41 - Halter	
1.8 TSI 1.8 TSI 2.0 TFSI	88 118 155	09/10→ 05/10→ 05/10→	←	☐; → 06/13; +PR 1LT	11.9571-9835.2	220427	ATE Ø 57 - Halter	
			←	☐; → 06/13; +PR 1LT	11.9571-9836.2	220428	ATE Ø 57 - Halter	
			←	☐; → 06/13; +PR 1LA	11.9606-9953.2	220587	ATE Ø 60 - Halter	
			←	☐; → 06/13; +PR 1LA	11.9606-9954.2	220588	ATE Ø 60 - Halter	
			←	☐; → 06/13; +PR 1LZ	24.3541-1763.5	240231	TRW Ø 54 - Halter	
			←	☐; → 06/13; +PR 1LZ	24.3541-1764.5	240232	TRW Ø 54 - Halter	
			←	☐; → 06/13; +PR 1LB	24.3571-8521.5	240495	ATE Ø 57 - Halter	
			←	☐; → 06/13; +PR 1LB	24.3571-8522.5	240496	ATE Ø 57 - Halter	
			➡	☐; → 06/13; +PR 1KD,1KP	24.3384-1735.5	240822	TRW Ø 38 - Halter	
			➡	☐; → 06/13; +PR 1KD,1KP	24.3384-1736.5	240823	TRW Ø 38 - Halter	
			➡	☐; → 06/13; +PR 1KW	24.3414-1713.5	240914	TRW Ø 41 - Halter	
			➡	☐; → 06/13; +PR 1KW	24.3414-1714.5	240915	TRW Ø 41 - Halter	
2.0 TDI 2.0 TDI 2.0 TDI 2.0 TFSI	88 105 125 147	12/08→ 12/08→ 02/09→ 03/09→	←	☐; 04/09→ 06/13; +PR 1LT	11.9571-9835.2	220427	ATE Ø 57 - Halter	
			←	☐; 04/09→ 06/13; +PR 1LT	11.9571-9836.2	220428	ATE Ø 57 - Halter	
			←	☐; 04/09→ 06/13; +PR 1LA	11.9606-9953.2	220587	ATE Ø 60 - Halter	
			←	☐; 04/09→ 06/13; +PR 1LA	11.9606-9954.2	220588	ATE Ø 60 - Halter	
			←	☐; 04/09→ 06/13; +PR 1LZ	24.3541-1763.5	240231	TRW Ø 54 - Halter	
			←	☐; 04/09→ 06/13; +PR 1LZ	24.3541-1764.5	240232	TRW Ø 54 - Halter	
			←	☐; 04/09→ 06/13; +PR 1LB	24.3571-8521.5	240495	ATE Ø 57 - Halter	
			←	☐; 04/09→ 06/13; +PR 1LB	24.3571-8522.5	240496	ATE Ø 57 - Halter	
			➡	☐; 04/09→ 06/13; +PR 1KD,1KP	24.3384-1735.5	240822	TRW Ø 38 - Halter	
			➡	☐; 04/09→ 06/13; +PR 1KD,1KP	24.3384-1736.5	240823	TRW Ø 38 - Halter	
			➡	☐; 04/09→ 06/13; +PR 1KW	24.3414-1713.5	240914	TRW Ø 41 - Halter	
			➡	☐; 04/09→ 06/13; +PR 1KW	24.3414-1714.5	240915	TRW Ø 41 - Halter	
<b>Halter, Bremssattel</b>								
1.6 1.8 T	75 110	03/09→09/10 12/08→05/10	←	04/09→; +PR 1LB	11.0230-0560.1	260125	ATE	
			←	04/09→; +PR 1LT	11.0230-0569.1	260126	ATE	
			←	04/09→; +PR 1LA	11.0230-0807.1	260134	ATE	
1.8 TSI 1.8 TSI 2.0 TFSI	88 118 155	09/10→ 05/10→ 05/10→	←	→ 06/13; +PR 1LB	11.0230-0560.1	260125	ATE	
			←	→ 06/13; +PR 1LT	11.0230-0569.1	260126	ATE	
			←	→ 06/13; +PR 1LA	11.0230-0807.1	260134	ATE	
2.0 TDI 2.0 TDI 2.0 TDI 2.0 TFSI	88 105 125 147	12/08→ 12/08→ 02/09→ 03/09→	←	04/09→ 06/13; +PR 1LB	11.0230-0560.1	260125	ATE	
			←	04/09→ 06/13; +PR 1LT	11.0230-0569.1	260126	ATE	
			←	04/09→ 06/13; +PR 1LA	11.0230-0807.1	260134	ATE	
			←	04/09→ 06/13; +PR 1LA	11.0230-0807.1	260134	ATE	
<b>Feder, Bremssattel</b>								
1.6 1.8 T ↓	75 110	03/09→09/10 12/08→05/10	←	04/09→; +PR 1LB	2	11.8116-0143.1	390513	ATE











	kw					! #		
<b>SEAT - EXEO (3R2) 12/08→</b>								
<b>Feder, Bremsattel</b>								
1.6 1.8 T	75 110	03/09→09/10 12/08→05/10	←	04/09→; +PR 1LT	2	11.8116-0143.1	390513	ATE
			←	04/09→; +PR 1LA	2	11.8116-0410.2	390589	ATE
1.8 TSI 1.8 TSI 2.0 TFSI	88 118 155	09/10→ 05/10→ 05/10→	←	→ 06/13; +PR 1LB	2	11.8116-0143.1	390513	ATE
			←	→ 06/13; +PR 1LT	2	11.8116-0143.1	390513	ATE
			←	→ 06/13; +PR 1LA	2	11.8116-0410.2	390589	ATE
2.0 TDI 2.0 TDI 2.0 TDI 2.0 TFSI	88 105 125 147	12/08→ 12/08→ 02/09→ 03/09→	←	04/09→ 06/13; +PR 1LB	2	11.8116-0143.1	390513	ATE
			←	04/09→ 06/13; +PR 1LT	2	11.8116-0143.1	390513	ATE
			←	04/09→ 06/13; +PR 1LA	2	11.8116-0410.2	390589	ATE
<b>Bremsschlauch</b>								
1.6 1.8 T	75 110	03/09→09/10 12/08→05/10	←	04/09→	2	24.5237-0308.3	331435	L= 308
			→	04/09→	2	24.5138-0263.3	330885	L= 263
1.8 TSI 1.8 TSI 2.0 TFSI	88 118 155	09/10→ 05/10→ 05/10→	←	→ 06/13	2	24.5237-0308.3	331435	L= 308
			→	→ 06/13	2	24.5138-0263.3	330885	L= 263
2.0 TDI 2.0 TDI 2.0 TDI 2.0 TFSI	88 105 125 147	12/08→ 12/08→ 02/09→ 03/09→	←	04/09→ 06/13	2	24.5237-0308.3	331435	L= 308
			→	04/09→ 06/13	2	24.5138-0263.3	330885	L= 263
<b>SEAT - EXEO ST (3R5) 05/09→</b>								
<b>Bremssattel</b>								
1.6 1.8 T	75 110	06/09→09/10 06/09→05/10	←	☐; +PR 1LT		11.9571-9835.2	220427	ATE Ø 57 - Halter
			←	☐; +PR 1LT		11.9571-9836.2	220428	ATE Ø 57 - Halter
			←	☐; +PR 1LA		11.9606-9953.2	220587	ATE Ø 60 - Halter
			←	☐; +PR 1LA		11.9606-9954.2	220588	ATE Ø 60 - Halter
			←	☐; +PR 1LZ		24.3541-1763.5	240231	TRW Ø 54 - Halter
			←	☐; +PR 1LZ		24.3541-1764.5	240232	TRW Ø 54 - Halter
			←	☐; +PR 1LB		24.3571-8521.5	240495	ATE Ø 57 - Halter
			←	☐; +PR 1LB		24.3571-8522.5	240496	ATE Ø 57 - Halter
			→	☐; +PR 1KD,1KP		24.3384-1735.5	240822	TRW Ø 38 - Halter
			→	☐; +PR 1KD,1KP		24.3384-1736.5	240823	TRW Ø 38 - Halter
			→	☐; +PR 1KW		24.3414-1713.5	240914	TRW Ø 41 - Halter
			→	☐; +PR 1KW		24.3414-1714.5	240915	TRW Ø 41 - Halter
1.8 TSI 1.8 TSI 2.0 TDI 2.0 TDI 2.0 TDI 2.0 TFSI 2.0 TFSI	88 118 88 105 125 147 155	09/10→ 05/10→ 07/09→ 05/09→ 05/09→ 06/09→ 05/10→	←	☐; → 06/13; +PR 1LT		11.9571-9835.2	220427	ATE Ø 57 - Halter
			←	☐; → 06/13; +PR 1LT		11.9571-9836.2	220428	ATE Ø 57 - Halter
			←	☐; → 06/13; +PR 1LA		11.9606-9953.2	220587	ATE Ø 60 - Halter
			←	☐; → 06/13; +PR 1LA		11.9606-9954.2	220588	ATE Ø 60 - Halter
			←	☐; → 06/13; +PR 1LZ		24.3541-1763.5	240231	TRW Ø 54 - Halter
			←	☐; → 06/13; +PR 1LZ		24.3541-1764.5	240232	TRW Ø 54 - Halter
			←	☐; → 06/13; +PR 1LB		24.3571-8521.5	240495	ATE Ø 57 - Halter
			←	☐; → 06/13; +PR 1LB		24.3571-8522.5	240496	ATE Ø 57 - Halter
			→	☐; → 06/13; +PR 1KD,1KP		24.3384-1735.5	240822	TRW Ø 38 - Halter
			→	☐; → 06/13; +PR 1KD,1KP		24.3384-1736.5	240823	TRW Ø 38 - Halter
			→	☐; → 06/13; +PR 1KW		24.3414-1713.5	240914	TRW Ø 41 - Halter
			→	☐; → 06/13; +PR 1KW		24.3414-1714.5	240915	TRW Ø 41 - Halter
<b>Halter, Bremsattel</b>								
1.6 1.8 T	75 110	06/09→09/10 06/09→05/10	←	+PR 1LB		11.0230-0560.1	260125	ATE
			←	+PR 1LT		11.0230-0569.1	260126	ATE
			←	+PR 1LA		11.0230-0807.1	260134	ATE
1.8 TSI 1.8 TSI 2.0 TDI 2.0 TDI 2.0 TDI 2.0 TFSI 2.0 TFSI ↓	88 118 88 105 125 147 155	09/10→ 05/10→ 07/09→ 05/09→ 05/09→ 06/09→ 05/10→	←	→ 06/13; +PR 1LB		11.0230-0560.1	260125	ATE
			←	→ 06/13; +PR 1LT		11.0230-0569.1	260126	ATE
			←	→ 06/13; +PR 1LA		11.0230-0807.1	260134	ATE


















	kw			 	! #		
<b>SEAT - EXEO ST (3R5) 05/09→</b>							
<b>Feder, Bremssattel</b>							
1.6	75	06/09→09/10	←	+PR 1LB	2	11.8116-0143.1	390513 ATE
1.8 T	110	06/09→05/10	←	+PR 1LT	2	11.8116-0143.1	390513 ATE
			←	+PR 1LA	2	11.8116-0410.2	390589 ATE
1.8 TSI	88	09/10→	←	→ 06/13; +PR 1LB	2	11.8116-0143.1	390513 ATE
1.8 TSI	118	05/10→	←	→ 06/13; +PR 1LT	2	11.8116-0143.1	390513 ATE
2.0 TDI	88	07/09→	←	→ 06/13; +PR 1LA	2	11.8116-0410.2	390589 ATE
2.0 TDI	105	05/09→	←	→ 06/13; +PR 1LA	2	11.8116-0410.2	390589 ATE
2.0 TDI	125	05/09→					
2.0 TFSI	147	06/09→					
2.0 TFSI	155	05/10→					
<b> Bremsschlauch</b>							
1.6	75	06/09→09/10	←		2	24.5237-0308.3	331435 L= 308
1.8 T	110	06/09→05/10	→		2	24.5138-0263.3	330885 L= 263
1.8 TSI	88	09/10→	←	→ 06/13	2	24.5237-0308.3	331435 L= 308
1.8 TSI	118	05/10→	→	→ 06/13	2	24.5138-0263.3	330885 L= 263
2.0 TDI	88	07/09→					
2.0 TDI	105	05/09→					
2.0 TDI	125	05/09→					
2.0 TFSI	147	06/09→					
2.0 TFSI	155	05/10→					
<b>SEAT - IBIZA II (6K1) 03/93→02/02</b>							
<b> Bremssattel</b>							
1.0	33	03/93→09/96	←	☐; +PR 1LA		24.3481-1745.5	240277 ATE Ø 48 - Halter
1.4	40	12/97→04/99	←	☐; +PR 1LA		24.3481-1746.5	240278 ATE Ø 48 - Halter
1.6 i	55	09/94→06/99	←	☐; +PR 1LA		24.3481-1746.5	240278 ATE Ø 48 - Halter
1.9 D	47	04/93→08/96	←	☐; +PR 1LY,1ZK		24.3541-1609.5	240039 TRW Ø 54 - Halter
1.9 D	50	10/94→08/96	←	☐; +PR 1LY,1ZK		24.3541-1610.5	240040 TRW Ø 54 - Halter
1.9 TD	55	03/93→08/96	←	☐; +PR 1LD,1LV,1LW		24.3541-1731.5	240061 TRW Ø 54 - Halter
			←	☐; +PR 1LD,1LV,1LW		24.3541-1732.5	240062 TRW Ø 54 - Halter
			→	☐; +PR 1KK		24.3384-1723.5	240842 TRW Ø 38 - Halter
			→	☐; +PR 1KK		24.3384-1724.5	240843 TRW Ø 38 - Halter
1.0 16V	51	10/99→02/02	←	☐; → 6K-W-000500; +PR 1LA; - ABS		24.3481-1745.5	240277 ATE Ø 48 - Halter
1.4 16V	55	05/00→02/02	←	☐; → 6K-W-000500; +PR 1LA; - ABS		24.3481-1746.5	240278 ATE Ø 48 - Halter
1.9 SDI	50	08/99→02/02	←	☐; → 01/02; +PR 1ZK		24.3541-1609.5	240039 TRW Ø 54 - Halter
			←	☐; → 01/02; +PR 1ZK		24.3541-1610.5	240040 TRW Ø 54 - Halter
			←	☐; → 01/02; +PR 1LW		24.3541-1731.5	240061 TRW Ø 54 - Halter
			←	☐; → 01/02; +PR 1LV		24.3541-1731.5	240061 TRW Ø 54 - Halter
			←	☐; → 01/02; +PR 1LW		24.3541-1732.5	240062 TRW Ø 54 - Halter
			←	☐; → 01/02; +PR 1LV		24.3541-1732.5	240062 TRW Ø 54 - Halter
			→	☐; → 01/02; +PR 1KE,1KQ		24.3344-1711.5	240894 TRW Ø 34 - Halter
			→	☐; → 01/02; +PR 1KE,1KQ		24.3344-1712.5	240895 TRW Ø 34 - Halter
						24.3344-1712.7	220540 TRW Ø 34 - Halter
			→	☐; → 01/02; +PR 1KK		24.3384-1723.5	240842 TRW Ø 38 - Halter
			→	☐; → 01/02; +PR 1KK		24.3384-1724.5	240843 TRW Ø 38 - Halter
1.0 i	37	09/96→02/02	←	☐; → 07/99; +PR 1LA		24.3481-1745.5	240277 ATE Ø 48 - Halter
1.4 i	44	09/93→02/02	←	☐; 08/99→; → 6K-W-000500; +PR 1LA; - ABS		24.3481-1745.5	240277 ATE Ø 48 - Halter
1.4 i 16V	74	06/97→02/02	←	☐; → 07/99; +PR 1LA		24.3481-1746.5	240278 ATE Ø 48 - Halter
1.6 i	55	03/93→02/02	←	☐; 08/99→; → 6K-W-000500; +PR 1LA; - ABS		24.3481-1746.5	240278 ATE Ø 48 - Halter
1.6 i	74	04/96→02/02	←	☐; → 07/99; +PR 1LA		24.3481-1746.5	240278 ATE Ø 48 - Halter
1.9 TDI	66	08/96→02/02	←	☐; 08/99→; → 6K-W-000500; +PR 1LA; - ABS		24.3481-1746.5	240278 ATE Ø 48 - Halter
			←	☐; → 07/99; +PR 1LY,1ZK		24.3541-1609.5	240039 TRW Ø 54 - Halter
			←	☐; 08/99→ 01/02; +PR 1ZK		24.3541-1609.5	240039 TRW Ø 54 - Halter
			←	☐; → 07/99; +PR 1LY,1ZK		24.3541-1610.5	240040 TRW Ø 54 - Halter
			←	☐; 08/99→ 01/02; +PR 1ZK		24.3541-1610.5	240040 TRW Ø 54 - Halter
			←	☐; 08/99→ 01/02; +PR 1LW		24.3541-1731.5	240061 TRW Ø 54 - Halter
			←	☐; → 07/99; +PR 1LD,1LV,1LW		24.3541-1731.5	240061 TRW Ø 54 - Halter
			←	☐; 08/99→ 01/02; +PR 1LV		24.3541-1731.5	240061 TRW Ø 54 - Halter
			←	☐; → 07/99; +PR 1LD,1LV,1LW		24.3541-1732.5	240062 TRW Ø 54 - Halter
			←	☐; 08/99→ 01/02; +PR 1LW		24.3541-1732.5	240062 TRW Ø 54 - Halter



















	kw			 	! #			
<b>SEAT - IBIZA II (6K1) 03/93→02/02</b>								
<b> Bremssattel</b>								
1.0 i	37	09/96→02/02	←	☐; 08/99→ 01/02; +PR 1LV		24.3541-1732.5	240062	TRW Ø 54 - Halter
1.4 i	44	09/93→02/02	→	☐; 08/99→ 01/02; +PR 1KE,1KQ		24.3344-1711.5	240894	TRW Ø 34 - Halter
1.4 i 16V	74	06/97→02/02	→	☐; 08/99→ 01/02; +PR 1KE,1KQ		24.3344-1712.5	240895	TRW Ø 34 - Halter
1.6 i	55	03/93→02/02	→	☐; 08/99→ 01/02; +PR 1KE,1KQ		24.3344-1712.7	220540	TRW Ø 34 - Halter
1.6 i	74	04/96→02/02	→	☐; → 07/99; +PR 1KK		24.3384-1723.5	240842	TRW Ø 38 - Halter
1.9 TDI	66	08/96→02/02	→	☐; 08/99→ 01/02; +PR 1KK		24.3384-1723.5	240842	TRW Ø 38 - Halter
			→	☐; → 07/99; +PR 1KK		24.3384-1724.5	240843	TRW Ø 38 - Halter
			→	☐; 08/99→ 01/02; +PR 1KK		24.3384-1724.5	240843	TRW Ø 38 - Halter
1.3 i	40	03/93→08/99	←	☐; → 07/99; +PR 1LA		24.3481-1745.5	240277	ATE Ø 48 - Halter
1.8 i	66	03/93→08/99	←	☐; → 07/99; +PR 1LA		24.3481-1746.5	240278	ATE Ø 48 - Halter
1.9 SDI	47	08/96→08/99	←	☐; → 07/99; +PR 1LY,1ZK		24.3541-1609.5	240039	TRW Ø 54 - Halter
2.0 i 16V	110	08/96→08/99	←	☐; → 07/99; +PR 1LY,1ZK		24.3541-1610.5	240040	TRW Ø 54 - Halter
			←	☐; → 07/99; +PR 1LD,1LV,1LW		24.3541-1731.5	240061	TRW Ø 54 - Halter
			←	☐; → 07/99; +PR 1LD,1LV,1LW		24.3541-1732.5	240062	TRW Ø 54 - Halter
			→	☐; → 07/99; +PR 1KK		24.3384-1723.5	240842	TRW Ø 38 - Halter
			→	☐; → 07/99; +PR 1KK		24.3384-1724.5	240843	TRW Ø 38 - Halter
1.8 i 16V	95	11/93→08/96	←	☐; 02/94→; +PR 1LA		24.3481-1745.5	240277	ATE Ø 48 - Halter
			←	☐; 02/94→; +PR 1LA		24.3481-1746.5	240278	ATE Ø 48 - Halter
			←	☐; 02/94→; +PR 1LY,1ZK		24.3541-1609.5	240039	TRW Ø 54 - Halter
			←	☐; 02/94→; +PR 1LY,1ZK		24.3541-1610.5	240040	TRW Ø 54 - Halter
			←	☐; 02/94→; +PR 1LD,1LV,1LW		24.3541-1731.5	240061	TRW Ø 54 - Halter
			←	☐; 02/94→; +PR 1LD,1LV,1LW		24.3541-1732.5	240062	TRW Ø 54 - Halter
			→	☐; 02/94→; → 6K-ZR516424		24.3384-1603.5	240015	TRW Ø 38 - Halter
			→	☐; 02/94→; → 6K-ZR014473		24.3384-1603.5	240015	TRW Ø 38 - Halter
			→	☐; 02/94→; → 6K-ZR014473		24.3384-1604.5	240016	TRW Ø 38 - Halter
			→	☐; 02/94→; → 6K-ZR516424		24.3384-1604.5	240016	TRW Ø 38 - Halter
			→	☐; 6K-ZR516425→		24.3384-1707.5	240171	TRW Ø 38 - Halter
			→	☐; 6K-ZR014474→		24.3384-1707.5	240171	TRW Ø 38 - Halter
			→	☐; 6K-ZR014474→		24.3384-1708.5	240172	TRW Ø 38 - Halter
			→	☐; 6K-ZR516425→		24.3384-1708.5	240172	TRW Ø 38 - Halter
			→	☐; 02/94→; +PR 1KK		24.3384-1723.5	240842	TRW Ø 38 - Halter
			→	☐; 02/94→; +PR 1KK		24.3384-1724.5	240843	TRW Ø 38 - Halter
1.8 T 20V Cupra	115	07/00→02/02	→	☐; → 01/02; +PR 1KE,1KQ		24.3344-1711.5	240894	TRW Ø 34 - Halter
			→	☐; → 01/02; +PR 1KE,1KQ		24.3344-1712.5	240895	TRW Ø 34 - Halter
			→	☐; → 01/02; +PR 1KE,1KQ		24.3344-1712.7	220540	TRW Ø 34 - Halter
			→	☐; → 01/02; +PR 1KK		24.3384-1723.5	240842	TRW Ø 38 - Halter
			→	☐; → 01/02; +PR 1KK		24.3384-1724.5	240843	TRW Ø 38 - Halter
1.9 TDI	81	02/97→02/02	←	☐; 03/97→ 07/99; +PR 1LA		24.3481-1745.5	240277	ATE Ø 48 - Halter
			←	☐; 08/99→; → 6K-W-000500; +PR 1LA; - ABS		24.3481-1745.5	240277	ATE Ø 48 - Halter
			←	☐; 03/97→ 07/99; +PR 1LA		24.3481-1746.5	240278	ATE Ø 48 - Halter
			←	☐; 08/99→; → 6K-W-000500; +PR 1LA; - ABS		24.3481-1746.5	240278	ATE Ø 48 - Halter
			←	☐; 08/99→ 01/02; +PR 1ZK		24.3541-1609.5	240039	TRW Ø 54 - Halter
			←	☐; 03/97→ 07/99; +PR 1LY,1ZK		24.3541-1609.5	240039	TRW Ø 54 - Halter
			←	☐; 08/99→ 01/02; +PR 1ZK		24.3541-1610.5	240040	TRW Ø 54 - Halter
			←	☐; 03/97→ 07/99; +PR 1LY,1ZK		24.3541-1610.5	240040	TRW Ø 54 - Halter
			←	☐; 08/99→ 01/02; +PR 1LV		24.3541-1731.5	240061	TRW Ø 54 - Halter
			←	☐; 08/99→ 01/02; +PR 1LV		24.3541-1731.5	240061	TRW Ø 54 - Halter
			←	☐; 03/97→ 07/99; +PR 1LD,1LV,1LW		24.3541-1731.5	240061	TRW Ø 54 - Halter
			←	☐; 08/99→ 01/02; +PR 1LV		24.3541-1732.5	240062	TRW Ø 54 - Halter
			←	☐; 03/97→ 07/99; +PR 1LD,1LV,1LW		24.3541-1732.5	240062	TRW Ø 54 - Halter
			←	☐; 08/99→ 01/02; +PR 1LV		24.3541-1732.5	240062	TRW Ø 54 - Halter
			→	☐; 08/99→ 01/02; +PR 1KE,1KQ		24.3344-1711.5	240894	TRW Ø 34 - Halter












	kw			 	! #		
<b>SEAT - IBIZA II (6K1) 03/93→02/02</b>							
<b> Bremssattel</b>							
1.9 TDI	81	02/97→02/02	→	☐; 08/99→ 01/02; +PR 1KE,1KQ	24.3344-1712.5	240895	TRW Ø 34 - Halter
			→	☐; 08/99→ 01/02; +PR 1KK	24.3344-1712.7	220540	TRW Ø 34 - Halter
			→	☐; 08/99→ 01/02; +PR 1KK	24.3384-1723.5	240842	TRW Ø 38 - Halter
			→	☐; 03/97→ 07/99; +PR 1KK	24.3384-1723.5	240842	TRW Ø 38 - Halter
			→	☐; 03/97→ 07/99; +PR 1KK	24.3384-1724.5	240843	TRW Ø 38 - Halter
			→	☐; 08/99→ 01/02; +PR 1KK	24.3384-1724.5	240843	TRW Ø 38 - Halter
			→	☐; 03/97→ 07/99	24.3384-1737.5	240301	TRW Ø 38 - Halter
			→	☐; 03/97→ 07/99	24.3384-1738.5	240302	TRW Ø 38 - Halter
2.0 i	85	03/93→08/99	←	☐; → 07/99; +PR 1LA	24.3481-1745.5	240277	ATE Ø 48 - Halter
			←	☐; → 07/99; +PR 1LA	24.3481-1746.5	240278	ATE Ø 48 - Halter
			←	☐; → 07/99; +PR 1LY,1ZK	24.3541-1609.5	240039	TRW Ø 54 - Halter
			←	☐; → 07/99; +PR 1LY,1ZK	24.3541-1610.5	240040	TRW Ø 54 - Halter
			←	☐; → 07/99; +PR 1LD,1LV,1LW	24.3541-1731.5	240061	TRW Ø 54 - Halter
			←	☐; → 07/99; +PR 1LD,1LV,1LW	24.3541-1732.5	240062	TRW Ø 54 - Halter
			→	☐; → 6K-ZR014473	24.3384-1603.5	240015	TRW Ø 38 - Halter
			→	☐; → 6K-ZR516424	24.3384-1603.5	240015	TRW Ø 38 - Halter
			→	☐; → 6K-ZR014473	24.3384-1604.5	240016	TRW Ø 38 - Halter
			→	☐; → 6K-ZR516424	24.3384-1604.5	240016	TRW Ø 38 - Halter
			→	☐; 6K-ZR516425→; → 07/99	24.3384-1707.5	240171	TRW Ø 38 - Halter
			→	☐; 6K-ZR014474→; → 07/99	24.3384-1707.5	240171	TRW Ø 38 - Halter
			→	☐; 6K-ZR014474→; → 07/99	24.3384-1708.5	240172	TRW Ø 38 - Halter
			→	☐; 6K-ZR516425→; → 07/99	24.3384-1708.5	240172	TRW Ø 38 - Halter
			→	☐; → 07/99; +PR 1KK	24.3384-1723.5	240842	TRW Ø 38 - Halter
			→	☐; → 07/99; +PR 1KK	24.3384-1724.5	240843	TRW Ø 38 - Halter
<b>Führungshülzensatz, Bremssattel</b>							
1.0	33	03/93→09/96	←	+PR 1LG,1LM	11.0101-4801.2	260006	ATE
1.4	40	12/97→04/99			24.0102-4801.2	260085	ATE
1.6 i	55	09/94→06/99					
1.9 D	47	04/93→08/96	←	+PR 1LA	11.0101-4803.2	260008	ATE
1.9 D	50	10/94→08/96			24.0102-4803.2	260086	ATE
1.9 TD	55	03/93→08/96	←	+PR 1LY,1ZK	11.0101-5403.2	260010	TRW
1.0 16V	51	10/99→02/02	←	→ 01/02; +PR 1LG	11.0101-4801.2	260006	ATE
1.4 16V	55	05/00→02/02			24.0102-4801.2	260085	ATE
			←	→ 01/02; +PR 1ZK	11.0101-5403.2	260010	TRW
1.0 i	37	09/96→02/02	←	→ 07/99; +PR 1LG,1LM	11.0101-4801.2	260006	ATE
1.4 i 16V	74	06/97→02/02			24.0102-4801.2	260085	ATE
1.6 i	55	03/93→02/02					
1.6 i	74	04/96→02/02	←	08/99→ 01/02; +PR 1LG	11.0101-4801.2	260006	ATE
1.9 TDI	66	08/96→02/02			24.0102-4801.2	260085	ATE
			←	→ 07/99; +PR 1LA	11.0101-4803.2	260008	ATE
					24.0102-4803.2	260086	ATE
			←	→ 07/99; +PR 1LY,1ZK	11.0101-5403.2	260010	TRW
			←	08/99→ 01/02; +PR 1ZK	11.0101-5403.2	260010	TRW
1.3 i	40	03/93→08/99	←	→ 07/99; +PR 1LG,1LM	11.0101-4801.2	260006	ATE
1.8 i	66	03/93→08/99			24.0102-4801.2	260085	ATE
1.9 SDI	47	08/96→08/99					
2.0 i 16V	110	08/96→08/99	←	→ 07/99; +PR 1LA	11.0101-4803.2	260008	ATE
					24.0102-4803.2	260086	ATE
			←	→ 07/99; +PR 1LY,1ZK	11.0101-5403.2	260010	TRW
1.4 i	44	09/93→02/02	←	08/99→ 01/02; +PR 1LG, 1LM	11.0101-4801.2	260006	ATE
					24.0102-4801.2	260085	ATE
			←	→ 07/99; +PR 1LG,1LM	11.0101-4801.2	260006	ATE
					24.0102-4801.2	260085	ATE
			←	→ 07/99; +PR 1LA	11.0101-4803.2	260008	ATE
					24.0102-4803.2	260086	ATE
			←	→ 07/99; +PR 1LY,1ZK	11.0101-5403.2	260010	TRW
			←	08/99→ 01/02; +PR 1ZK	11.0101-5403.2	260010	TRW
1.8 i 16V	95	11/93→08/96	←	02/94→; +PR 1LG,1LM	11.0101-4801.2	260006	ATE
					24.0102-4801.2	260085	ATE
↓							

	kw			 	! #		
<b>SEAT - IBIZA II (6K1) 03/93→02/02</b>							
<b>Führungshülzensatz, Bremssattel</b>							
1.8 i 16V	95	11/93→08/96	←	02/94→; +PR 1LA	11.0101-4803.2 260008	ATE	
					24.0102-4803.2 260086	ATE	
			←	02/94→; +PR 1LY,1ZK	11.0101-5403.2 260010	TRW	
			→	6K-ZR516425→	11.0101-5403.2 260010	TRW	
		→	6K-ZR014474→	11.0101-5403.2 260010	TRW		
1.9 SDI	50	08/99→02/02	←	→ 01/02; +PR 1LG, 1LM	11.0101-4801.2 260006	ATE	
					24.0102-4801.2 260085	ATE	
			←	→ 01/02; +PR 1ZK	11.0101-5403.2 260010	TRW	
1.9 TDI	81	02/97→02/02	←	08/99→ 01/02; +PR 1LG	11.0101-4801.2 260006	ATE	
					24.0102-4801.2 260085	ATE	
			←	03/97→ 07/99; +PR 1LG,1LM	11.0101-4801.2 260006	ATE	
					24.0102-4801.2 260085	ATE	
			←	03/97→ 07/99; +PR 1LA	11.0101-4803.2 260008	ATE	
					24.0102-4803.2 260086	ATE	
			←	08/99→ 01/02; +PR 1ZK	11.0101-5403.2 260010	TRW	
			←	03/97→ 07/99; +PR 1LY,1ZK	11.0101-5403.2 260010	TRW	
2.0 i	85	03/93→08/99	←	→ 07/99; +PR 1LG,1LM	11.0101-4801.2 260006	ATE	
					24.0102-4801.2 260085	ATE	
			←	→ 07/99; +PR 1LA	11.0101-4803.2 260008	ATE	
					24.0102-4803.2 260086	ATE	
			←	→ 07/99; +PR 1LY,1ZK	11.0101-5403.2 260010	TRW	
			→	6K-ZR014474→; → 07/99	11.0101-5403.2 260010	TRW	
			→	6K-ZR516425→; → 07/99	11.0101-5403.2 260010	TRW	
<b>Dichtungssatz, Bremssattel</b>							
1.0	33	03/93→09/96		+PR 1LG,1LM	11.0441-4808.2 250022	ATE	
1.4	40	12/97→04/99		+PR 1LA	11.0441-4808.2 250022	ATE	
1.6 i	55	09/94→06/99					
1.9 D	47	04/93→08/96					
1.9 D	50	10/94→08/96					
1.9 TD	55	03/93→08/96					
1.0 16V	51	10/99→02/02		→ 01/02; +PR 1LG	11.0441-4808.2 250022	ATE	
1.4 16V	55	05/00→02/02					
1.0 i	37	09/96→02/02		→ 07/99; +PR 1LG,1LM	11.0441-4808.2 250022	ATE	
1.4 i 16V	74	06/97→02/02					
1.6 i	55	03/93→02/02		→ 07/99; +PR 1LA	11.0441-4808.2 250022	ATE	
1.6 i	74	04/96→02/02		08/99→ 01/02; +PR 1LG	11.0441-4808.2 250022	ATE	
1.9 TDI	66	08/96→02/02					
1.3 i	40	03/93→08/99		→ 07/99; +PR 1LG,1LM	11.0441-4808.2 250022	ATE	
1.8 i	66	03/93→08/99					
1.9 SDI	47	08/96→08/99		→ 07/99; +PR 1LA	11.0441-4808.2 250022	ATE	
2.0 i	85	03/93→08/99					
2.0 i 16V	110	08/96→08/99					
1.4 i	44	09/93→02/02		→ 07/99; +PR 1LG,1LM	11.0441-4808.2 250022	ATE	
				08/99→ 01/02; +PR 1LG, 1LM	11.0441-4808.2 250022	ATE	
				→ 07/99; +PR 1LA	11.0441-4808.2 250022	ATE	
1.8 i 16V	95	11/93→08/96		02/94→; +PR 1LG,1LM	11.0441-4808.2 250022	ATE	
				02/94→; +PR 1LA	11.0441-4808.2 250022	ATE	
1.9 SDI	50	08/99→02/02		→ 01/02; +PR 1LG, 1LM	11.0441-4808.2 250022	ATE	
1.9 TDI	81	02/97→02/02		03/97→ 07/99; +PR 1LG,1LM	11.0441-4808.2 250022	ATE	
				03/97→ 07/99; +PR 1LA	11.0441-4808.2 250022	ATE	
				08/99→ 01/02; +PR 1LG	11.0441-4808.2 250022	ATE	
<b>Zubehörsatz, Bremssattel</b>							
1.8 i 16V	95	11/93→08/96	→	02/94→; → 6K-ZR014473	24.0101-3601.2 260044	TRW	
					24.0101-3601.2 260044	TRW	
			→	6K-ZR014474→	24.0101-3601.2 260044	TRW	
					24.0101-3601.2 260044	TRW	
			→	6K-ZR516425→	24.0101-3601.2 260044	TRW	
			→	02/94→; → 6K-ZR516424	24.0101-3601.2 260044	TRW	
2.0 i	85	03/93→08/99	→	6K-ZR516425→; → 07/99	24.0101-3601.2 260044	TRW	
					24.0101-3601.2 260044	TRW	
			→	6K-ZR014474→; → 07/99	24.0101-3601.2 260044	TRW	
					24.0101-3601.2 260044	TRW	
			→	6K-ZR516424	24.0101-3601.2 260044	TRW	
			→	6K-ZR014473	24.0101-3601.2 260044	TRW	
↓							

	kw			 	! #		
<b>SEAT - IBIZA II (6K1) 03/93→02/02</b>							
 <b>Bremsschlauch</b>							
1.0	33	03/93→09/96	←		2	24.5105-0442.3 331432	L= 442
1.4	40	12/97→04/99	→		2	24.5230-0143.3 330402	L= 143
1.6 i	55	09/94→06/99	→			83.7836-0135.3 330816	L= 135
1.9 D	47	04/93→08/96					
1.9 D	50	10/94→08/96					
1.9 TD	55	03/93→08/96					
1.0 16V	51	10/99→02/02	←	→ 01/02	2	24.5105-0442.3 331432	L= 442
1.4 16V	55	05/00→02/02	→	→ 01/02	2	83.7858-0140.3 330837	L= 140
1.9 SDI	50	08/99→02/02	→				
1.0 i	37	09/96→02/02	←	08/99→ 01/02	2	24.5105-0442.3 331432	L= 442
1.4 i	44	09/93→02/02	→				
1.4 i 16V	74	06/97→02/02	←	→ 07/99	2	24.5105-0442.3 331432	L= 442
1.6 i	55	03/93→02/02	→	→ 07/99	2	24.5230-0143.3 330402	L= 143
1.6 i	74	04/96→02/02	→			83.7836-0135.3 330816	L= 135
1.9 TDI	66	08/96→02/02	→	08/99→ 01/02	2	83.7858-0140.3 330837	L= 140
1.3 i	40	03/93→08/99	←	→ 07/99	2	24.5105-0442.3 331432	L= 442
1.8 i	66	03/93→08/99	→	→ 07/99	2	24.5230-0143.3 330402	L= 143
1.9 SDI	47	08/96→08/99	→	→ 07/99	2	83.7836-0135.3 330816	L= 135
1.8 i 16V	95	11/93→08/96	←	02/94→	2	24.5105-0442.3 331432	L= 442
			→	02/94→	2	24.5170-0161.3 331308	L= 161
1.8 T 20V Cupra	115	07/00→02/02	→	→ 01/02	2	83.7858-0140.3 330837	L= 140
1.9 TDI	81	02/97→02/02	←	08/99→ 01/02	2	24.5105-0442.3 331432	L= 442
			←	03/97→ 07/99	2	24.5105-0442.3 331432	L= 442
			→	03/97→ 07/99	2	24.5170-0161.3 331308	L= 161
			→	08/99→ 01/02	2	83.7858-0140.3 330837	L= 140
2.0 i	85	03/93→08/99	←	→ 07/99	2	24.5105-0442.3 331432	L= 442
2.0 i 16V	110	08/96→08/99	→	→ 07/99	2	24.5170-0161.3 331308	L= 161
<b>SEAT - IBIZA III (6L1) 02/02→11/09</b>							
 <b>Bremssattel</b>							
1.2	44	06/07→05/08	←	☐; +PR 1LQ,1LR,1ZF,1ZG		11.9541-9549.2 220575	ATE Ø 54 - Halter
1.8 T FR	110	12/03→05/08	←	☐; +PR 1LQ,1LR,1ZF,1ZG		11.9541-9550.2 220576	ATE Ø 54 - Halter
2.0	85	04/02→11/09	←	☐; +PR 1LN,1ZH		24.3541-1797.5 240856	TRW Ø 54 - Halter
			←	☐; +PR 1LN,1ZH		24.3541-1798.5 240857	TRW Ø 54 - Halter
			→	☐		24.3344-1709.5 240810	TRW Ø 34 - Halter
			→	☐		24.3384-1729.5 240816	TRW Ø 38 - Halter
			→	☐		24.3344-1710.5 240811	TRW Ø 34 - Halter
			→	☐		24.3384-1730.5 240817	TRW Ø 38 - Halter
1.2	47	02/02→06/06	←	☐; +PR 1LQ,1LR,1ZF,1ZG		11.9541-9549.2 220575	ATE Ø 54 - Halter
1.2 12V	51	05/06→11/09	←	☐; +PR 1LQ,1LR,1ZF,1ZG		11.9541-9550.2 220576	ATE Ø 54 - Halter
1.4 16V	55	02/02→12/07	←	☐; +PR 1LQ,1LR,1ZF,1ZG		11.9541-9550.2 220576	ATE Ø 54 - Halter
1.4 16V	63	05/06→11/09	←	☐; +PR 1LN,1ZH		24.3541-1797.5 240856	TRW Ø 54 - Halter
1.4 16V	74	02/02→11/09	←	☐; +PR 1LN,1ZH		24.3541-1798.5 240857	TRW Ø 54 - Halter
1.4 TDI	51	05/05→11/09	←	☐; +PR 1LN,1ZH		24.3541-1798.5 240857	TRW Ø 54 - Halter
1.4 TDI	55	05/02→12/05	→	☐		24.3344-1709.5 240810	TRW Ø 34 - Halter
1.4 TDI	59	06/05→11/09	→	☐		24.3384-1729.5 240816	TRW Ø 38 - Halter
1.6	74	02/03→11/09	→	☐		24.3344-1710.5 240811	TRW Ø 34 - Halter
1.6 16V	77	11/06→11/09	→	☐		24.3384-1730.5 240817	TRW Ø 38 - Halter
1.9 SDI	47	02/02→12/05	→	☐		24.3384-1730.5 240817	TRW Ø 38 - Halter
1.9 TDI	74	02/02→11/09	→	☐		24.3384-1730.5 240817	TRW Ø 38 - Halter
1.9 TDI	96	02/02→11/09	→	☐		24.3384-1730.5 240817	TRW Ø 38 - Halter
1.8 T Cupra R	132	01/04→02/08	←	☐		11.9541-9595.2 220501	ATE Ø 54 - Halter
			←	☐		11.9541-9596.2 220502	ATE Ø 54 - Halter
			→	☐		24.3344-1709.5 240810	TRW Ø 34 - Halter
			→	☐		24.3384-1729.5 240816	TRW Ø 38 - Halter
			→	☐		24.3344-1710.5 240811	TRW Ø 34 - Halter
			→	☐		24.3384-1730.5 240817	TRW Ø 38 - Halter
1.9 TDI Cupra R	118	03/04→02/08	←	☐; +PR 1LQ,1LR,1ZF,1ZG		11.9541-9549.2 220575	ATE Ø 54 - Halter
			←	☐; +PR 1LQ,1LR,1ZF,1ZG		11.9541-9550.2 220576	ATE Ø 54 - Halter
			←	☐; +PR 1LT		11.9541-9595.2 220501	ATE Ø 54 - Halter
			←	☐; +PR 1LT		11.9541-9596.2 220502	ATE Ø 54 - Halter
			←	☐; +PR 1LN,1ZH		24.3541-1797.5 240856	TRW Ø 54 - Halter
			←	☐; +PR 1LN,1ZH		24.3541-1798.5 240857	TRW Ø 54 - Halter
			→	☐		24.3344-1709.5 240810	TRW Ø 34 - Halter








	kW					! #		
<b>SEAT - IBIZA III (6L1) 02/02→11/09</b>								
<b>Bremssattel</b>								
1.9 TDI Cupra R	118	03/04→02/08	→	<input type="checkbox"/>			24.3384-1729.5 240816	TRW Ø 38 - Halter
			→	<input type="checkbox"/>			24.3344-1710.5 240811	TRW Ø 34 - Halter
							24.3384-1730.5 240817	TRW Ø 38 - Halter
<b>Halter, Bremssattel</b>								
1.8 T Cupra R	132	01/04→02/08	←			2	11.0230-0451.1 260130	ATE
1.9 TDI Cupra R	118	03/04→02/08	←		+PR 1LT	2	11.0230-0451.1 260130	ATE
<b>Feder, Bremssattel</b>								
1.8 T Cupra R	132	01/04→02/08				2	11.8116-0143.1 390513	ATE
1.9 TDI Cupra R	118	03/04→02/08			+PR 1LT	2	11.8116-0143.1 390513	ATE
<b>Führungshülzensatz, Bremssattel</b>								
1.2	44	06/07→05/08	←		+PR 1LQ,1LR,1ZF,1ZG		11.0101-5409.2 260035	ATE
1.2	47	02/02→06/06						
1.2 12V	51	05/06→11/09						
1.4 16V	55	02/02→12/07						
1.4 16V	63	05/06→11/09						
1.4 16V	74	02/02→11/09						
1.4 TDI	51	05/05→11/09						
1.4 TDI	55	05/02→12/05						
1.4 TDI	59	06/05→11/09						
1.6	74	02/03→11/09						
1.6 16V	77	11/06→11/09						
1.8 T FR	110	12/03→05/08						
1.9 SDI	47	02/02→12/05						
1.9 TDI	74	02/02→11/09						
1.9 TDI	96	02/02→11/09						
2.0	85	04/02→11/09						
1.8 T Cupra R	132	01/04→02/08	←				11.0101-5409.2 260035	ATE
1.9 TDI Cupra R	118	03/04→02/08	←		+PR 1LQ,1LR,1ZF,1ZG		11.0101-5409.2 260035	ATE
			←		+PR 1LT		11.0101-5409.2 260035	ATE
<b>Führungsbolzen, Bremssattel</b>								
1.2	44	06/07→05/08			+PR 1LQ,1LR,1ZF,1ZG		11.8171-0069.1 250152	ATE
1.2	47	02/02→06/06						
1.2 12V	51	05/06→11/09						
1.4 16V	55	02/02→12/07						
1.4 16V	63	05/06→11/09						
1.4 16V	74	02/02→11/09						
1.4 TDI	51	05/05→11/09						
1.4 TDI	55	05/02→12/05						
1.4 TDI	59	06/05→11/09						
1.6	74	02/03→11/09						
1.6 16V	77	11/06→11/09						
1.8 T FR	110	12/03→05/08						
1.9 SDI	47	02/02→12/05						
1.9 TDI	74	02/02→11/09						
1.9 TDI	96	02/02→11/09						
2.0	85	04/02→11/09						
1.8 T Cupra R	132	01/04→02/08					11.8171-0008.1 990049	ATE
1.9 TDI Cupra R	118	03/04→02/08			+PR 1LT		11.8171-0008.1 990049	ATE
					+PR 1LQ,1LR,1ZF,1ZG		11.8171-0069.1 250152	ATE
<b>Dichtungssatz, Bremssattel</b>								
1.8 T Cupra R	132	01/04→02/08					11.0441-5409.2 250031	ATE
1.9 TDI Cupra R	118	03/04→02/08			+PR 1LT		11.0441-5409.2 250031	ATE
<b>Bremsschlauch</b>								
1.2	44	06/07→05/08	←			2	83.6247-0522.3 330595	L= 522
			→	<input type="checkbox"/>	/ am Bremssattel; +PR 1KD,1KK,1KS,1KT		24.1253-0050.3 331148	L= 192 mit Rohrleitung
			→	<input type="checkbox"/>	/ am Bremssattel; +PR 1KD,1KK,1KS,1KT		24.1253-0060.3 331149	L= 192 mit Rohrleitung
			→		+PR 1KD,1KK,1KS,1KT	2	83.7858-0140.3 330837	L= 140
1.2	47	02/02→06/06	←			2	83.6247-0522.3 330595	L= 522
1.2 12V	51	05/06→11/09						
1.4 16V	55	02/02→12/07	→	<input type="checkbox"/>	/ am Bremssattel; +PR 1KD,1KK,1KS,1KT / 1KP		24.1253-0050.3 331148	L= 192 mit Rohrleitung
1.4 16V	63	05/06→11/09	→	<input type="checkbox"/>	/ am Bremssattel; +PR 1KD,1KK,1KS,1KT / 1KP		24.1253-0060.3 331149	L= 192 mit Rohrleitung
1.4 16V	74	02/02→11/09	→		+PR 1KD,1KK,1KS,1KT / 1KP	2	83.7858-0140.3 330837	L= 140
1.4 TDI	51	05/05→11/09	→					
1.4 TDI	55	05/02→12/05	→					
1.4 TDI	59	06/05→11/09	→					










	kw			 	! #		
<b>SEAT - IBIZA III (6L1) 02/02→11/09</b>							
 <b>Bremsschlauch</b>							
1.6	74	02/03→11/09	←		2	83.6247-0522.3	330595 L= 522
1.6 16V	77	11/06→11/09	→	☐ / am Bremssattel;		24.1253-0050.3	331148 L= 192 mit Rohrleitung
1.8 T FR	110	12/03→05/08	→	+PR 1KD,1KK,1KS,1KT / 1KP			
1.9 SDI	47	02/02→12/05	→	☐ / am Bremssattel;		24.1253-0060.3	331149 L= 192 mit Rohrleitung
1.9 TDI	74	02/02→11/09	→	+PR 1KD,1KK,1KS,1KT / 1KP			
1.9 TDI	96	02/02→11/09	→		2	83.7858-0140.3	330837 L= 140
2.0	85	04/02→11/09	→	+PR 1KD,1KK,1KS,1KT / 1KP			
1.8 T Cupra R	132	01/04→02/08	→	☐ / am Bremssattel;		24.1253-0050.3	331148 L= 192 mit Rohrleitung
1.9 TDI Cupra R	118	03/04→02/08	→	+PR 1KD,1KK,1KS,1KT / 1KP			
			→	☐ / am Bremssattel;		24.1253-0060.3	331149 L= 192 mit Rohrleitung
			→	+PR 1KD,1KK,1KS,1KT / 1KP	2	83.7858-0140.3	330837 L= 140
<b>SEAT - IBIZA IV (6J5, 6P1) 03/08→</b>							
 <b>Bremssattel</b>							
1.0	55	05/15→	←	☐; +PR 1LQ,1LR,1ZG		11.9541-9549.2	220575 ATE Ø 54 - Halter
1.0 TSI	70	05/15→	←	☐; +PR 1LQ,1LR,1ZG		11.9541-9550.2	220576 ATE Ø 54 - Halter
1.0 TSI	81	05/15→	←	☐; +PR 1LQ,1LR,1ZG		11.9541-9550.2	220576 ATE Ø 54 - Halter
1.2 TSI	66	05/15→	←	☐; +PR 1ZR,1ZS,1ZC		11.9541-9553.2	220563 ATE Ø 54 - Halter
1.2 TSI	81	09/15→	←	☐; +PR 1ZR,1ZS,1ZC		11.9541-9553.2	220563 ATE Ø 54 - Halter
1.4 TDI	55	05/15→	←	☐; +PR 1ZR,1ZS,1ZC		11.9541-9554.2	220564 ATE Ø 54 - Halter
1.4 TDI	66	05/15→	→	☐; +PR 1KT		24.3387-1735.5	240657 TRW Ø 38 - Halter
1.4 TDI	77	05/15→	→	☐; +PR 1KV		24.3387-1735.5	240657 TRW Ø 38 - Halter
			→	☐; +PR 1KV		24.3387-1736.5	240658 TRW Ø 38 - Halter
			→	☐; +PR 1KT		24.3387-1736.5	240658 TRW Ø 38 - Halter
1.2	44	07/09→	←	☐; +PR 1LQ,1LR,1ZG		11.9541-9549.2	220575 ATE Ø 54 - Halter
1.2 TDI	55	05/10→	←	☐; +PR 1LQ,1LR,1ZG		11.9541-9550.2	220576 ATE Ø 54 - Halter
1.2 TSI	63	08/12→	←	☐; +PR 1LQ,1LR,1ZG		11.9541-9550.2	220576 ATE Ø 54 - Halter
1.2 TSI	77	09/10→	←	☐; +PR 1ZR,1ZS		11.9541-9553.2	220563 ATE Ø 54 - Halter
1.4 TDI	59	07/08→06/10	←	☐; +PR 1ZR,1ZS		11.9541-9553.2	220563 ATE Ø 54 - Halter
1.6 LPG	60	05/11→	←	☐; +PR 1ZR,1ZS		11.9541-9554.2	220564 ATE Ø 54 - Halter
1.9 TDI	66	07/08→06/10	←	☐; 15"		24.3541-1797.5	240856 TRW Ø 54 - Halter
2.0	85	10/08→	←	☐; 15"		24.3541-1798.5	240857 TRW Ø 54 - Halter
2.0 TDI	105	01/10→	←	☐; 15"		24.3541-1798.5	240857 TRW Ø 54 - Halter
			→	☐; +PR 1KK,1KT		24.3387-1735.5	240657 TRW Ø 38 - Halter
			→	☐; +PR 1KV		24.3387-1735.5	240657 TRW Ø 38 - Halter
			→	☐; +PR 1KV		24.3387-1736.5	240658 TRW Ø 38 - Halter
			→	☐; +PR 1KK,1KT		24.3387-1736.5	240658 TRW Ø 38 - Halter
1.2	51	03/08→	←	☐; 07/08→; +PR 1LQ,1LR,1ZG		11.9541-9549.2	220575 ATE Ø 54 - Halter
1.4	63	03/08→	←	☐; 07/08→; +PR 1LQ,1LR,1ZG		11.9541-9550.2	220576 ATE Ø 54 - Halter
1.6	77	05/08→	←	☐; 07/08→; +PR 1LQ,1LR,1ZG		11.9541-9550.2	220576 ATE Ø 54 - Halter
1.9 TDI	77	03/08→06/10	←	☐; 07/08→; +PR 1ZR,1ZS		11.9541-9553.2	220563 ATE Ø 54 - Halter
			←	☐; 07/08→; +PR 1ZR,1ZS		11.9541-9554.2	220564 ATE Ø 54 - Halter
			←	☐; 07/08→; 15"		24.3541-1797.5	240856 TRW Ø 54 - Halter
			←	☐; 07/08→; 15"		24.3541-1798.5	240857 TRW Ø 54 - Halter
			→	☐; 07/08→; +PR 1KK,1KT		24.3387-1735.5	240657 TRW Ø 38 - Halter
			→	☐; 07/08→; +PR 1KV		24.3387-1735.5	240657 TRW Ø 38 - Halter
			→	☐; 07/08→; +PR 1KV		24.3387-1736.5	240658 TRW Ø 38 - Halter
			→	☐; 07/08→; +PR 1KV		24.3387-1736.5	240658 TRW Ø 38 - Halter
			→	☐; 07/08→; +PR 1KK,1KT		24.3387-1736.5	240658 TRW Ø 38 - Halter
1.4 TSI	103	10/13→	←	☐; 12/13→; +PR 1LQ,1LR,1ZG		11.9541-9549.2	220575 ATE Ø 54 - Halter
			←	☐; 12/13→; +PR 1LQ,1LR,1ZG		11.9541-9550.2	220576 ATE Ø 54 - Halter
			←	☐; 12/13→; +PR 1ZR,1ZS		11.9541-9553.2	220563 ATE Ø 54 - Halter
			←	☐; 12/13→; +PR 1ZR,1ZS		11.9541-9554.2	220564 ATE Ø 54 - Halter
			←	☐; 12/13→; 15"		24.3541-1797.5	240856 TRW Ø 54 - Halter
			←	☐; 12/13→; 15"		24.3541-1798.5	240857 TRW Ø 54 - Halter
			→	☐; 12/13→; +PR 1KD,1KS		24.3344-1709.5	240810 TRW Ø 34 - Halter
			→	☐; 12/13→; +PR 1KD,1KS		24.3344-1710.5	240811 TRW Ø 34 - Halter
1.4 TSI	110	06/09→	←	☐; +PR 1LQ,1LR,1ZG		11.9541-9549.2	220575 ATE Ø 54 - Halter
1.4 TSI	110	11/15→	←	☐; +PR 1LQ,1LR,1ZG		11.9541-9550.2	220576 ATE Ø 54 - Halter
			←	☐; +PR 1ZR,1ZS		11.9541-9553.2	220563 ATE Ø 54 - Halter
			←	☐; +PR 1ZR,1ZS		11.9541-9554.2	220564 ATE Ø 54 - Halter
			←	☐; 15"		24.3541-1797.5	240856 TRW Ø 54 - Halter




























	kw			 	! #		
<b>SEAT - IBIZA IV (6J5, 6P1) 03/08→</b>							
<b>Bremssattel</b>							
1.4 TSI 1.4 TSI	110 110	06/09→ 11/15→	← → →	☐; 15" ☐; +PR 1KD,1KS ☐; +PR 1KD,1KS		24.3541-1798.5 240857 24.3344-1709.5 240810 24.3344-1710.5 240811	TRW Ø 54 - Halter TRW Ø 34 - Halter TRW Ø 34 - Halter
1.6 TDI 1.6 TDI	66 77	05/09→ 05/09→	← ← ← ← ← ← → → → →	☐; 06/09→; +PR 1LQ,1LR,1ZG ☐; 06/09→; +PR 1LQ,1LR,1ZG ☐; 06/09→; +PR 1ZR,1ZS ☐; 06/09→; +PR 1ZR,1ZS ☐; 06/09→; 15" ☐; 06/09→; 15" ☐; 06/09→; +PR 1KV ☐; 06/09→; +PR 1KK,1KT ☐; 06/09→; +PR 1KK,1KT ☐; 06/09→; +PR 1KV		11.9541-9549.2 220575 11.9541-9550.2 220576 11.9541-9553.2 220563 11.9541-9554.2 220564 24.3541-1797.5 240856 24.3541-1798.5 240857 24.3387-1735.5 240657 24.3387-1735.5 240657 24.3387-1736.5 240658 24.3387-1736.5 240658	ATE Ø 54 - Halter ATE Ø 54 - Halter ATE Ø 54 - Halter ATE Ø 54 - Halter TRW Ø 54 - Halter TRW Ø 54 - Halter TRW Ø 38 - Halter TRW Ø 38 - Halter TRW Ø 38 - Halter TRW Ø 38 - Halter
<b>Halter, Bremssattel</b>							
1.0 1.0 TSI 1.0 TSI 1.2 1.2 TDI 1.2 TSI 1.2 TSI 1.2 TSI 1.2 TSI 1.4 TDI 1.4 TDI 1.4 TDI 1.4 TDI 1.4 TSI 1.4 TSI 1.6 LPG 1.9 TDI 2.0 2.0 TDI	55 70 81 44 55 63 66 77 81 55 59 66 77 110 110 60 66 85 105	05/15→ 05/15→ 05/15→ 07/09→ 05/10→ 08/12→ 05/15→ 09/10→ 09/15→ 05/15→ 07/08→06/10 05/15→ 05/15→ 05/15→ 06/09→ 11/15→ 05/11→ 07/08→06/10 10/08→ 01/10→	←	+PR 1LQ,1LR,1ZG	2	11.0230-0451.1 260130	ATE
1.2 1.4 1.6 1.9 TDI	51 63 77 77	03/08→ 03/08→ 05/08→ 03/08→06/10	←	07/08→; +PR 1LQ,1LR,1ZG	2	11.0230-0451.1 260130	ATE
1.4 TSI	103	10/13→	←	12/13→; +PR 1LQ,1LR,1ZG	2	11.0230-0451.1 260130	ATE
1.6 TDI 1.6 TDI	66 77	05/09→ 05/09→	←	06/09→; +PR 1LQ,1LR,1ZG	2	11.0230-0451.1 260130	ATE
<b>Feder, Bremssattel</b>							
1.0 1.0 TSI 1.0 TSI 1.2 TSI 1.2 TSI 1.4 TDI 1.4 TDI 1.4 TDI	55 70 81 66 81 55 66 77	05/15→ 05/15→ 05/15→ 05/15→ 09/15→ 05/15→ 05/15→ 05/15→		+PR 1ZR,1ZS,1ZC	2	11.8116-0351.1 390538	ATE
1.2 1.2 TDI 1.2 TSI 1.2 TSI 1.4 TDI 1.4 TSI 1.4 TSI 1.6 LPG 1.9 TDI 2.0 2.0 TDI	44 55 63 77 59 110 110 60 66 85 105	07/09→ 05/10→ 08/12→ 09/10→ 07/08→06/10 06/09→ 11/15→ 05/11→ 07/08→06/10 10/08→ 01/10→		+PR 1ZR,1ZS	2	11.8116-0351.1 390538	ATE
1.2 1.4 1.6 1.9 TDI	51 63 77 77	03/08→ 03/08→ 05/08→ 03/08→06/10		07/08→; +PR 1ZR,1ZS	2	11.8116-0351.1 390538	ATE
1.4 TSI	103	10/13→		12/13→; +PR 1ZR,1ZS	2	11.8116-0351.1 390538	ATE
1.6 TDI 1.6 TDI	66 77	05/09→ 05/09→		06/09→; +PR 1ZR,1ZS	2	11.8116-0351.1 390538	ATE
<b>Führungshülzensatz, Bremssattel</b>							
1.0 1.0 TSI ↓	55 70	05/15→ 05/15→	←	+PR 1ZR,1ZS,1ZC		11.0101-5407.2 260011	ATE

	kw			 	! #		
<b>SEAT - IBIZA IV (6J5, 6P1) 03/08→</b>							
<b>Führungshülzensatz, Bremsattel</b>							
1.0 TSI	81	05/15→	←	+PR 1LQ,1LR,1ZG		11.0101-5409.2 260035	ATE
1.2 TSI	66	05/15→					
1.2 TSI	81	09/15→					
1.4 TDI	55	05/15→					
1.4 TDI	66	05/15→					
1.4 TDI	77	05/15→					
1.2	44	07/09→	←	+PR 1ZR,1ZS		11.0101-5407.2 260011	ATE
1.2 TDI	55	05/10→					
1.2 TSI	63	08/12→	←	+PR 1LQ,1LR,1ZG		11.0101-5409.2 260035	ATE
1.2 TSI	77	09/10→					
1.4 TDI	59	07/08→06/10					
1.4 TSI	110	06/09→					
1.4 TSI	110	11/15→					
1.6 LPG	60	05/11→					
1.9 TDI	66	07/08→06/10					
2.0	85	10/08→					
2.0 TDI	105	01/10→					
1.2	51	03/08→	←	07/08→; +PR 1ZR,1ZS		11.0101-5407.2 260011	ATE
1.4	63	03/08→					
1.6	77	05/08→	←	07/08→; +PR 1LQ,1LR,1ZG		11.0101-5409.2 260035	ATE
1.9 TDI	77	03/08→06/10					
1.4 TSI	103	10/13→	←	12/13→; +PR 1ZR,1ZS		11.0101-5407.2 260011	ATE
			←	12/13→; +PR 1LQ,1LR,1ZG		11.0101-5409.2 260035	ATE
1.6 TDI	66	05/09→	←	06/09→; +PR 1ZR,1ZS		11.0101-5407.2 260011	ATE
1.6 TDI	77	05/09→	←	06/09→; +PR 1LQ,1LR,1ZG		11.0101-5409.2 260035	ATE
<b>Führungsbolzen, Bremsattel</b>							
1.0	55	05/15→	←	+PR 1ZR,1ZS,1ZC		11.8171-0008.1 990049	ATE
1.0 TSI	70	05/15→					
1.0 TSI	81	05/15→	←	+PR 1LQ,1LR,1ZG		11.8171-0069.1 250152	ATE
1.2 TSI	66	05/15→					
1.2 TSI	81	09/15→					
1.4 TDI	55	05/15→					
1.4 TDI	66	05/15→					
1.4 TDI	77	05/15→					
1.2	44	07/09→	←	+PR 1ZR,1ZS		11.8171-0008.1 990049	ATE
1.2 TDI	55	05/10→					
1.2 TSI	63	08/12→	←	+PR 1LQ,1LR,1ZG		11.8171-0069.1 250152	ATE
1.2 TSI	77	09/10→					
1.4 TDI	59	07/08→06/10					
1.4 TSI	110	06/09→					
1.4 TSI	110	11/15→					
1.6 LPG	60	05/11→					
1.9 TDI	66	07/08→06/10					
2.0	85	10/08→					
2.0 TDI	105	01/10→					
1.2	51	03/08→	←	07/08→; +PR 1ZR,1ZS		11.8171-0008.1 990049	ATE
1.4	63	03/08→					
1.6	77	05/08→	←	07/08→; +PR 1LQ,1LR,1ZG		11.8171-0069.1 250152	ATE
1.9 TDI	77	03/08→06/10					
1.4 TSI	103	10/13→	←	12/13→; +PR 1ZR,1ZS		11.8171-0008.1 990049	ATE
			←	12/13→; +PR 1LQ,1LR,1ZG		11.8171-0069.1 250152	ATE
1.6 TDI	66	05/09→	←	06/09→; +PR 1ZR,1ZS		11.8171-0008.1 990049	ATE
1.6 TDI	77	05/09→	←	06/09→; +PR 1LQ,1LR,1ZG		11.8171-0069.1 250152	ATE
<b>Bremsschlauch</b>							
1.0	55	05/15→	←	+PR 1ZC,1ZD,1ZG	2	24.5143-0544.3 331420	L= 544
1.0 TSI	70	05/15→					
1.0 TSI	81	05/15→	←	+PR 1ZR,1ZS	2	24.5143-0553.3 331568	L= 553
1.2 TSI	63	08/12→	→	□ / am Bremsattel		24.1294-0014.3 331448	L= 205 mit Rohrleitung
1.2 TSI	66	05/15→					
1.2 TSI	77	09/10→	→	□ / am Bremsattel		24.1294-0015.3 331449	L= 207 mit Rohrleitung
1.2 TSI	81	09/15→					
1.4 TDI	55	05/15→	→		2	83.7858-0140.3 330837	L= 140
1.4 TDI	66	05/15→					
1.4 TDI	77	05/15→					
1.4 TSI	110	11/15→					
1.6 LPG	60	05/11→					
1.2	44	07/09→	←	07/10→; +PR 1ZC,1ZD,1ZG	2	24.5143-0544.3 331420	L= 544
1.2 TDI	55	05/10→					
1.4 TSI	110	06/09→	←	07/10→; +PR 1ZR,1ZS	2	24.5143-0553.3 331568	L= 553
2.0	85	10/08→	←	→ 06/10	2	83.6247-0522.3 330595	L= 522
2.0 TDI	105	01/10→					
			→	□ / am Bremsattel		24.1294-0014.3 331448	L= 205 mit Rohrleitung
			→	□ / am Bremsattel		24.1294-0015.3 331449	L= 207 mit Rohrleitung
			→		2	83.7858-0140.3 330837	L= 140
↓							



	kw			 	! #		
<b>SEAT - IBIZA IV (6J5, 6P1) 03/08→</b>							
 <b>Bremsschlauch</b>							
1.2 1.4 1.6	51 63 77	03/08→ 03/08→ 05/08→	←	07/10→; +PR 1ZC,1ZD,1ZG	2	24.5143-0544.3 331420	L= 544
			←	07/10→; +PR 1ZR,1ZS	2	24.5143-0553.3 331568	L= 553
			←	07/08→ 06/10	2	83.6247-0522.3 330595	L= 522
			→	☐ / am Bremssattel; 07/08→		24.1294-0014.3 331448	L= 205 mit Rohrleitung
			→	☐ / am Bremssattel; 07/08→		24.1294-0015.3 331449	L= 207 mit Rohrleitung
			→	07/08→	2	83.7858-0140.3 330837	L= 140
1.4 TDI 1.9 TDI	59 66	07/08→06/10 07/08→06/10	←	+PR 1ZR,1ZS	2	24.5143-0553.3 331568	L= 553
			←		2	83.6247-0522.3 330595	L= 522
			→	☐ / am Bremssattel		24.1294-0014.3 331448	L= 205 mit Rohrleitung
			→	☐ / am Bremssattel		24.1294-0015.3 331449	L= 207 mit Rohrleitung
			→		2	83.7858-0140.3 330837	L= 140
1.4 TSI	103	10/13→	←	12/13→; +PR 1ZC,1ZD,1ZG	2	24.5143-0544.3 331420	L= 544
			←	12/13→; +PR 1ZR,1ZS	2	24.5143-0553.3 331568	L= 553
			→	☐ / am Bremssattel; 12/13→		24.1294-0014.3 331448	L= 205 mit Rohrleitung
			→	☐ / am Bremssattel; 12/13→		24.1294-0015.3 331449	L= 207 mit Rohrleitung
			→	12/13→	2	83.7858-0140.3 330837	L= 140
1.6 TDI 1.6 TDI	66 77	05/09→ 05/09→	←	07/10→; +PR 1ZC,1ZD,1ZG	2	24.5143-0544.3 331420	L= 544
			←	07/10→; +PR 1ZR,1ZS	2	24.5143-0553.3 331568	L= 553
			←	06/09→ 06/10	2	83.6247-0522.3 330595	L= 522
			→	☐ / am Bremssattel; 06/09→		24.1294-0014.3 331448	L= 205 mit Rohrleitung
			→	☐ / am Bremssattel; 06/09→		24.1294-0015.3 331449	L= 207 mit Rohrleitung
			→	06/09→	2	83.7858-0140.3 330837	L= 140
1.9 TDI	77	03/08→06/10	←	+PR 1ZR,1ZS	2	24.5143-0553.3 331568	L= 553
			←	07/08→	2	83.6247-0522.3 330595	L= 522
			→	☐ / am Bremssattel; 07/08→		24.1294-0014.3 331448	L= 205 mit Rohrleitung
			→	☐ / am Bremssattel; 07/08→		24.1294-0015.3 331449	L= 207 mit Rohrleitung
			→	07/08→	2	83.7858-0140.3 330837	L= 140
<b>SEAT - IBIZA IV SPORTCOUPE (6J1, 6P5) 07/08→</b>							
 <b>Bremssattel</b>							
1.0 1.0 TSI 1.0 TSI 1.2 TSI 1.2 TSI 1.4 TDI 1.4 TDI 1.4 TDI	55 70 81 66 81 55 66 77	05/15→ 05/15→ 05/15→ 05/15→ 09/15→ 05/15→ 05/15→ 05/15→	←	☐; +PR 1LQ,1LR,1ZG		11.9541-9549.2 220575	ATE Ø 54 - Halter
			←	☐; +PR 1LQ,1LR,1ZG		11.9541-9550.2 220576	ATE Ø 54 - Halter
			←	☐; +PR 1ZR,1ZS,1ZC		11.9541-9553.2 220563	ATE Ø 54 - Halter
			←	☐; +PR 1ZR,1ZS,1ZC		11.9541-9554.2 220564	ATE Ø 54 - Halter
			→	☐; +PR 1KT		24.3387-1735.5 240657	TRW Ø 38 - Halter
			→	☐; +PR 1KV		24.3387-1735.5 240657	TRW Ø 38 - Halter
			→	☐; +PR 1KV		24.3387-1736.5 240658	TRW Ø 38 - Halter
			→	☐; +PR 1KT		24.3387-1736.5 240658	TRW Ø 38 - Halter
1.2 1.2 1.2 TDI 1.2 TSI 1.4 1.4 TDI 1.6 1.6 LPG 1.9 TDI 1.9 TDI 2.0 2.0 TDI	44 51 55 63 77 63 59 77 60 66 77 85 105	07/09→ 07/08→ 05/10→ 08/12→ 09/10→ 07/08→ 07/08→06/10 07/08→ 05/11→ 07/08→06/10 07/08→06/10 10/08→ 01/10→	←	☐; +PR 1LQ,1LR,1ZG		11.9541-9549.2 220575	ATE Ø 54 - Halter
			←	☐; +PR 1LQ,1LR,1ZG		11.9541-9550.2 220576	ATE Ø 54 - Halter
			←	☐; +PR 1ZR,1ZS		11.9541-9553.2 220563	ATE Ø 54 - Halter
			←	☐; +PR 1ZR,1ZS		11.9541-9554.2 220564	ATE Ø 54 - Halter
			←	☐; 15"		24.3541-1797.5 240856	TRW Ø 54 - Halter
			←	☐; 15"		24.3541-1798.5 240857	TRW Ø 54 - Halter
			→	☐; +PR 1KK,1KT		24.3387-1735.5 240657	TRW Ø 38 - Halter
			→	☐; +PR 1KV		24.3387-1735.5 240657	TRW Ø 38 - Halter
			→	☐; +PR 1KV		24.3387-1736.5 240658	TRW Ø 38 - Halter
			→	☐; +PR 1KK,1KT		24.3387-1736.5 240658	TRW Ø 38 - Halter
1.4 TSI	103	10/13→	←	☐; 12/13→; +PR 1LQ,1LR,1ZG		11.9541-9549.2 220575	ATE Ø 54 - Halter
			←	☐; 12/13→; +PR 1LQ,1LR,1ZG		11.9541-9550.2 220576	ATE Ø 54 - Halter
			←	☐; 12/13→; +PR 1ZR,1ZS		11.9541-9553.2 220563	ATE Ø 54 - Halter
			←	☐; 12/13→; +PR 1ZR,1ZS		11.9541-9554.2 220564	ATE Ø 54 - Halter
			←	☐; 12/13→; 15"		24.3541-1797.5 240856	TRW Ø 54 - Halter

	kw			 	! #		
<b>SEAT - IBIZA IV SPORTCOUPE (6J1, 6P5) 07/08→</b>							
<b>Bremssattel</b>							
1.4 TSI	103	10/13→	←	☐; 12/13→; 15"		24.3541-1798.5 240857	TRW Ø 54 - Halter
			→	☐; 12/13→; +PR 1KD,1KS		24.3344-1709.5 240810	TRW Ø 34 - Halter
			→	☐; 12/13→; +PR 1KD,1KS		24.3344-1710.5 240811	TRW Ø 34 - Halter
1.4 TSI 1.4 TSI	110 110	06/09→ 11/15→	←	☐; +PR 1LQ,1LR,1ZG		11.9541-9549.2 220575	ATE Ø 54 - Halter
			←	☐; +PR 1LQ,1LR,1ZG		11.9541-9550.2 220576	ATE Ø 54 - Halter
			←	☐; +PR 1ZR,1ZS		11.9541-9553.2 220563	ATE Ø 54 - Halter
			←	☐; +PR 1ZR,1ZS		11.9541-9554.2 220564	ATE Ø 54 - Halter
			←	☐; 15"		24.3541-1797.5 240856	TRW Ø 54 - Halter
			←	☐; 15"		24.3541-1798.5 240857	TRW Ø 54 - Halter
			→	☐; +PR 1KD,1KS		24.3344-1709.5 240810	TRW Ø 34 - Halter
			→	☐; +PR 1KD,1KS		24.3344-1710.5 240811	TRW Ø 34 - Halter
1.4 TSI Cupra	132	06/09→	←	☐; 15"		24.3541-1797.5 240856	TRW Ø 54 - Halter
			←	☐; 15"		24.3541-1798.5 240857	TRW Ø 54 - Halter
			→	☐; +PR 1KV		24.3387-1735.5 240657	TRW Ø 38 - Halter
			→	☐; +PR 1KK,1KT		24.3387-1735.5 240657	TRW Ø 38 - Halter
			→	☐; +PR 1KK,1KT		24.3387-1736.5 240658	TRW Ø 38 - Halter
			→	☐; +PR 1KV		24.3387-1736.5 240658	TRW Ø 38 - Halter
1.6 TDI 1.6 TDI	66 77	05/09→ 05/09→	←	☐; 06/09→; +PR 1LQ,1LR,1ZG		11.9541-9549.2 220575	ATE Ø 54 - Halter
			←	☐; 06/09→; +PR 1LQ,1LR,1ZG		11.9541-9550.2 220576	ATE Ø 54 - Halter
			←	☐; 06/09→; +PR 1ZR,1ZS		11.9541-9553.2 220563	ATE Ø 54 - Halter
			←	☐; 06/09→; +PR 1ZR,1ZS		11.9541-9554.2 220564	ATE Ø 54 - Halter
			←	☐; 06/09→; 15"		24.3541-1797.5 240856	TRW Ø 54 - Halter
			←	☐; 06/09→; 15"		24.3541-1798.5 240857	TRW Ø 54 - Halter
			→	☐; 06/09→; +PR 1KV		24.3387-1735.5 240657	TRW Ø 38 - Halter
			→	☐; 06/09→; +PR 1KK,1KT		24.3387-1735.5 240657	TRW Ø 38 - Halter
			→	☐; 06/09→; +PR 1KK,1KT		24.3387-1736.5 240658	TRW Ø 38 - Halter
			→	☐; 06/09→; +PR 1KV		24.3387-1736.5 240658	TRW Ø 38 - Halter
1.8 TSI Cupra	141	11/15→	←	☐; +PR 1ZR,1ZS,1ZC		11.9541-9553.2 220563	ATE Ø 54 - Halter
			←	☐; +PR 1ZR,1ZS,1ZC		11.9541-9554.2 220564	ATE Ø 54 - Halter
			→	☐; +PR 1KV		24.3387-1735.5 240657	TRW Ø 38 - Halter
			→	☐; +PR 1KT		24.3387-1735.5 240657	TRW Ø 38 - Halter
			→	☐; +PR 1KV		24.3387-1736.5 240658	TRW Ø 38 - Halter
			→	☐; +PR 1KT		24.3387-1736.5 240658	TRW Ø 38 - Halter
<b>Halter, Bremssattel</b>							
1.0 1.0 TSI 1.0 TSI 1.2 1.2 1.2 TDI 1.2 TSI 1.2 TSI 1.2 TSI 1.2 TSI 1.4 1.4 TDI 1.4 TDI 1.4 TDI 1.4 TDI 1.4 TSI 1.4 TSI 1.6 1.6 LPG 1.9 TDI 1.9 TDI 2.0 2.0 TDI	55 70 81 44 51 55 63 66 77 81 63 55 59 66 77 110 110 77 60 66 77 85 105	05/15→ 05/15→ 05/15→ 07/09→ 07/08→ 05/10→ 08/12→ 05/15→ 09/10→ 09/15→ 07/08→ 05/15→ 07/08→06/10 05/15→ 05/15→ 06/09→ 11/15→ 07/08→ 05/11→ 07/08→06/10 07/08→06/10 10/08→ 01/10→	←	+PR 1LQ,1LR,1ZG	2	11.0230-0451.1 260130	ATE
1.4 TSI	103	10/13→	←	12/13→; +PR 1LQ,1LR,1ZG	2	11.0230-0451.1 260130	ATE
1.6 TDI 1.6 TDI ↓	66 77	05/09→ 05/09→	←	06/09→; +PR 1LQ,1LR,1ZG	2	11.0230-0451.1 260130	ATE

	kW			 	! #		
<b>SEAT - IBIZA IV SPORTCOUPE (6J1, 6P5) 07/08→</b>							
<b>Feder, Bremssattel</b>							
1.0	55	05/15→		+PR 1ZR,1ZS,1ZC	2	11.8116-0351.1 390538	ATE
1.0 TSI	70	05/15→					
1.0 TSI	81	05/15→					
1.2 TSI	66	05/15→					
1.2 TSI	81	09/15→					
1.4 TDI	55	05/15→					
1.4 TDI	66	05/15→					
1.4 TDI	77	05/15→					
1.8 TSI Cupra	141	11/15→					
1.2	44	07/09→		+PR 1ZR,1ZS	2	11.8116-0351.1 390538	ATE
1.2	51	07/08→					
1.2 TDI	55	05/10→					
1.2 TSI	63	08/12→					
1.2 TSI	77	09/10→					
1.4	63	07/08→					
1.4 TDI	59	07/08→06/10					
1.4 TSI	110	06/09→					
1.4 TSI	110	11/15→					
1.6	77	07/08→					
1.6 LPG	60	05/11→					
1.9 TDI	66	07/08→06/10					
1.9 TDI	77	07/08→06/10					
2.0	85	10/08→					
2.0 TDI	105	01/10→					
1.4 TSI	103	10/13→		12/13→; +PR 1ZR,1ZS	2	11.8116-0351.1 390538	ATE
1.6 TDI	66	05/09→		06/09→; +PR 1ZR,1ZS	2	11.8116-0351.1 390538	ATE
1.6 TDI	77	05/09→					
<b>Führungshülzensatz, Bremssattel</b>							
1.0	55	05/15→	←	+PR 1ZR,1ZS,1ZC		11.0101-5407.2 260011	ATE
1.0 TSI	70	05/15→					
1.0 TSI	81	05/15→	←	+PR 1LQ,1LR,1ZG		11.0101-5409.2 260035	ATE
1.2 TSI	66	05/15→					
1.2 TSI	81	09/15→					
1.4 TDI	55	05/15→					
1.4 TDI	66	05/15→					
1.4 TDI	77	05/15→					
1.2	44	07/09→	←	+PR 1ZR,1ZS		11.0101-5407.2 260011	ATE
1.2	51	07/08→					
1.2 TDI	55	05/10→	←	+PR 1LQ,1LR,1ZG		11.0101-5409.2 260035	ATE
1.2 TSI	63	08/12→					
1.2 TSI	77	09/10→					
1.4	63	07/08→					
1.4 TDI	59	07/08→06/10					
1.4 TSI	110	06/09→					
1.4 TSI	110	11/15→					
1.6	77	07/08→					
1.6 LPG	60	05/11→					
1.9 TDI	66	07/08→06/10					
1.9 TDI	77	07/08→06/10					
2.0	85	10/08→					
2.0 TDI	105	01/10→					
1.4 TSI	103	10/13→	←	12/13→; +PR 1ZR,1ZS		11.0101-5407.2 260011	ATE
			←	12/13→; +PR 1LQ,1LR,1ZG		11.0101-5409.2 260035	ATE
1.6 TDI	66	05/09→	←	06/09→; +PR 1ZR,1ZS		11.0101-5407.2 260011	ATE
1.6 TDI	77	05/09→	←	06/09→; +PR 1LQ,1LR,1ZG		11.0101-5409.2 260035	ATE
1.8 TSI Cupra	141	11/15→	←	+PR 1ZR,1ZS,1ZC		11.0101-5407.2 260011	ATE
<b>Führungsbolzen, Bremssattel</b>							
1.0	55	05/15→	←	+PR 1ZR,1ZS,1ZC		11.8171-0008.1 990049	ATE
1.0 TSI	70	05/15→					
1.0 TSI	81	05/15→	←	+PR 1LQ,1LR,1ZG		11.8171-0069.1 250152	ATE
1.2 TSI	66	05/15→					
1.2 TSI	81	09/15→					
1.4 TDI	55	05/15→					
1.4 TDI	66	05/15→					
1.4 TDI	77	05/15→					
1.2	44	07/09→	←	+PR 1ZR,1ZS		11.8171-0008.1 990049	ATE
1.2	51	07/08→					
1.2 TDI	55	05/10→	←	+PR 1LQ,1LR,1ZG		11.8171-0069.1 250152	ATE
1.2 TSI	63	08/12→					
1.2 TSI	77	09/10→					
1.4	63	07/08→					
1.4 TDI	59	07/08→06/10					
1.4 TSI	110	06/09→					
1.4 TSI	110	11/15→					
1.6	77	07/08→					
1.6 LPG	60	05/11→					
1.9 TDI	66	07/08→06/10					
↓							

**SEAT - IBIZA IV SPORTCOUPE (6J1, 6P5) 07/08→**

**Führungsbolzen, Bremsattel**

1.9 TDI	77	07/08→06/10	←	+PR 1ZR,1ZS	11.8171-0008.1	990049	ATE
2.0	85	10/08→	←	+PR 1LQ,1LR,1ZG	11.8171-0069.1	250152	ATE
2.0 TDI	105	01/10→					
1.4 TSI	103	10/13→	←	12/13→; +PR 1ZR,1ZS	11.8171-0008.1	990049	ATE
			←	12/13→; +PR 1LQ,1LR,1ZG	11.8171-0069.1	250152	ATE
1.6 TDI	66	05/09→	←	06/09→; +PR 1ZR,1ZS	11.8171-0008.1	990049	ATE
1.6 TDI	77	05/09→	←	06/09→; +PR 1LQ,1LR,1ZG	11.8171-0069.1	250152	ATE
1.8 TSI Cupra	141	11/15→	←	+PR 1ZR,1ZS,1ZC	11.8171-0008.1	990049	ATE

**Bremsschlauch**

1.0	55	05/15→	←	+PR 1ZC,1ZD,1ZG	2	24.5143-0544.3	331420	L= 544
1.0 TSI	70	05/15→	←	+PR 1ZR,1ZS	2	24.5143-0553.3	331568	L= 553
1.0 TSI	81	05/15→						
1.2 TSI	63	08/12→	→	□ / am Bremsattel		24.1294-0014.3	331448	L= 205 mit Rohrleitung
1.2 TSI	66	05/15→	→	□ / am Bremsattel	2	83.7858-0140.3	330837	L= 140
1.2 TSI	77	09/10→						
1.2 TSI	81	09/15→						
1.4 TDI	55	05/15→						
1.4 TDI	66	05/15→						
1.4 TDI	77	05/15→						
1.4 TSI	110	11/15→						
1.6 LPG	60	05/11→						
1.8 TSI Cupra	141	11/15→						
1.2	44	07/09→	←	07/10→; +PR 1ZC,1ZD,1ZG	2	24.5143-0544.3	331420	L= 544
1.2	51	07/08→	←	07/10→; +PR 1ZR,1ZS	2	24.5143-0553.3	331568	L= 553
1.2 TDI	55	05/10→						
1.4	63	07/08→	←	→ 06/10	2	83.6247-0522.3	330595	L= 522
1.4 TSI	110	06/09→	→	□ / am Bremsattel		24.1294-0014.3	331448	L= 205 mit Rohrleitung
1.4 TSI Cupra	132	06/09→						
1.6	77	07/08→	→	□ / am Bremsattel		24.1294-0015.3	331449	L= 207 mit Rohrleitung
2.0	85	10/08→	→		2	83.7858-0140.3	330837	L= 140
2.0 TDI	105	01/10→						
1.4 TDI	59	07/08→06/10	←	+PR 1ZR,1ZS	2	24.5143-0553.3	331568	L= 553
1.9 TDI	66	07/08→06/10	→	□ / am Bremsattel	2	83.6247-0522.3	330595	L= 522
1.9 TDI	77	07/08→06/10						
			→	□ / am Bremsattel		24.1294-0015.3	331449	L= 207 mit Rohrleitung
			→		2	83.7858-0140.3	330837	L= 140
1.4 TSI	103	10/13→	←	12/13→; +PR 1ZC,1ZD,1ZG	2	24.5143-0544.3	331420	L= 544
			←	12/13→; +PR 1ZR,1ZS	2	24.5143-0553.3	331568	L= 553
			→	□ / am Bremsattel; 12/13→		24.1294-0014.3	331448	L= 205 mit Rohrleitung
			→	□ / am Bremsattel; 12/13→		24.1294-0015.3	331449	L= 207 mit Rohrleitung
			→	12/13→	2	83.7858-0140.3	330837	L= 140
1.6 TDI	66	05/09→	←	07/10→; +PR 1ZC,1ZD,1ZG	2	24.5143-0544.3	331420	L= 544
1.6 TDI	77	05/09→	←	07/10→; +PR 1ZR,1ZS	2	24.5143-0553.3	331568	L= 553
			←	06/09→ 06/10	2	83.6247-0522.3	330595	L= 522
			→	□ / am Bremsattel; 06/09→		24.1294-0014.3	331448	L= 205 mit Rohrleitung
			→	□ / am Bremsattel; 06/09→		24.1294-0015.3	331449	L= 207 mit Rohrleitung
			→	06/09→	2	83.7858-0140.3	330837	L= 140








**SEAT - IBIZA IV ST (6J8, 6P8) 03/10→**











**Bremssattel**








1.0	55	05/15→	←	□; +PR 1LQ,1LR,1ZG	11.9541-9549.2	220575	ATE Ø 54 - Halter
1.0 TSI	70	05/15→	←	□; +PR 1LQ,1LR,1ZG	11.9541-9550.2	220576	ATE Ø 54 - Halter
1.0 TSI	81	05/15→					
1.2 TSI	66	05/15→	←	□; +PR 1ZR,1ZS,1ZC	11.9541-9553.2	220563	ATE Ø 54 - Halter
1.2 TSI	81	09/15→	←	□; +PR 1ZR,1ZS,1ZC	11.9541-9554.2	220564	ATE Ø 54 - Halter
1.4 TDI	55	05/15→					
1.4 TDI	66	05/15→	→	□; +PR 1KT	24.3387-1735.5	240657	TRW Ø 38 - Halter
1.4 TDI	77	05/15→	→	□; +PR 1KV	24.3387-1735.5	240657	TRW Ø 38 - Halter
			→	□; +PR 1KV	24.3387-1736.5	240658	TRW Ø 38 - Halter
			→	□; +PR 1KT	24.3387-1736.5	240658	TRW Ø 38 - Halter
1.2	44	05/10→	←	□; +PR 1LQ,1LR,1ZG	11.9541-9549.2	220575	ATE Ø 54 - Halter
1.2	51	05/10→	←	□; +PR 1LQ,1LR,1ZG	11.9541-9550.2	220576	ATE Ø 54 - Halter
1.2 TDI	55	04/10→					
1.2 TSI	63	09/12→					
1.2 TSI	77	09/10→	←	□; +PR 1ZR,1ZS	11.9541-9553.2	220563	ATE Ø 54 - Halter



















	kW				! #		
<b>SEAT - IBIZA IV ST (6J8, 6P8) 03/10→</b>							
<b>Bremssattel</b>							
1.4	63	03/10→	←	☐; +PR 1ZR,1ZS	2	11.9541-9554.2 220564	ATE Ø 54 - Halter
1.6 TDI	66	03/10→	←	☐; 15"	2	24.3541-1797.5 240856	TRW Ø 54 - Halter
1.6 TDI	77	03/10→	←	☐; 15"	2	24.3541-1798.5 240857	TRW Ø 54 - Halter
			→	☐; +PR 1KK,1KT	2	24.3387-1735.5 240657	TRW Ø 38 - Halter
			→	☐; +PR 1KV	2	24.3387-1735.5 240657	TRW Ø 38 - Halter
			→	☐; +PR 1KV	2	24.3387-1736.5 240658	TRW Ø 38 - Halter
			→	☐; +PR 1KK,1KT	2	24.3387-1736.5 240658	TRW Ø 38 - Halter
1.4 TSI	103	10/13→	←	☐; 12/13→; +PR 1LQ,1LR,1ZG	2	11.9541-9549.2 220575	ATE Ø 54 - Halter
			←	☐; 12/13→; +PR 1LQ,1LR,1ZG	2	11.9541-9550.2 220576	ATE Ø 54 - Halter
			←	☐; 12/13→; +PR 1ZR,1ZS	2	11.9541-9553.2 220563	ATE Ø 54 - Halter
			←	☐; 12/13→; +PR 1ZR,1ZS	2	11.9541-9554.2 220564	ATE Ø 54 - Halter
			←	☐; 12/13→; 15"	2	24.3541-1797.5 240856	TRW Ø 54 - Halter
			←	☐; 12/13→; 15"	2	24.3541-1798.5 240857	TRW Ø 54 - Halter
			→	☐; 12/13→; +PR 1KD,1KS	2	24.3344-1709.5 240810	TRW Ø 34 - Halter
			→	☐; 12/13→; +PR 1KD,1KS	2	24.3344-1710.5 240811	TRW Ø 34 - Halter
1.4 TSI	110	02/12→	←	☐; +PR 1LQ,1LR,1ZG	2	11.9541-9549.2 220575	ATE Ø 54 - Halter
1.4 TSI	110	11/15→	←	☐; +PR 1LQ,1LR,1ZG	2	11.9541-9550.2 220576	ATE Ø 54 - Halter
			←	☐; +PR 1ZR,1ZS	2	11.9541-9553.2 220563	ATE Ø 54 - Halter
			←	☐; +PR 1ZR,1ZS	2	11.9541-9554.2 220564	ATE Ø 54 - Halter
			←	☐; 15"	2	24.3541-1797.5 240856	TRW Ø 54 - Halter
			←	☐; 15"	2	24.3541-1798.5 240857	TRW Ø 54 - Halter
			→	☐; +PR 1KD,1KS	2	24.3344-1709.5 240810	TRW Ø 34 - Halter
			→	☐; +PR 1KD,1KS	2	24.3344-1710.5 240811	TRW Ø 34 - Halter
<b>Halter, Bremssattel</b>							
1.0	55	05/15→	←	+PR 1LQ,1LR,1ZG	2	11.0230-0451.1 260130	ATE
1.0 TSI	70	05/15→					
1.0 TSI	81	05/15→					
1.2	44	05/10→					
1.2	51	05/10→					
1.2 TDI	55	04/10→					
1.2 TSI	63	09/12→					
1.2 TSI	66	05/15→					
1.2 TSI	77	09/10→					
1.2 TSI	81	09/15→					
1.4	63	03/10→					
1.4 TDI	55	05/15→					
1.4 TDI	66	05/15→					
1.4 TDI	77	05/15→					
1.4 TSI	110	02/12→					
1.4 TSI	110	11/15→					
1.6 TDI	66	03/10→					
1.6 TDI	77	03/10→					
1.4 TSI	103	10/13→	←	12/13→; +PR 1LQ,1LR,1ZG	2	11.0230-0451.1 260130	ATE
<b>Feder, Bremssattel</b>							
1.0	55	05/15→		+PR 1ZR,1ZS,1ZC	2	11.8116-0351.1 390538	ATE
1.0 TSI	70	05/15→					
1.0 TSI	81	05/15→					
1.2 TSI	66	05/15→					
1.2 TSI	81	09/15→					
1.4 TDI	55	05/15→					
1.4 TDI	66	05/15→					
1.4 TDI	77	05/15→					
1.2	44	05/10→		+PR 1ZR,1ZS	2	11.8116-0351.1 390538	ATE
1.2	51	05/10→					
1.2 TDI	55	04/10→					
1.2 TSI	63	09/12→					
1.2 TSI	77	09/10→					
1.4	63	03/10→					
1.4 TSI	110	02/12→					
1.4 TSI	110	11/15→					
1.6 TDI	66	03/10→					
1.6 TDI	77	03/10→					
1.4 TSI	103	10/13→		12/13→; +PR 1ZR,1ZS	2	11.8116-0351.1 390538	ATE
↓							

	kw			 	! #		
<b>SEAT - IBIZA IV ST (6J8, 6P8) 03/10→</b>							
<b>Führungshülzensatz, Bremsattel</b>							
1.0	55	05/15→	←	+PR 1ZR,1ZS,1ZC		11.0101-5407.2 260011	ATE
1.0 TSI	70	05/15→	←	+PR 1LQ,1LR,1ZG		11.0101-5409.2 260035	ATE
1.0 TSI	81	05/15→					
1.2 TSI	66	05/15→					
1.2 TSI	81	09/15→					
1.4 TDI	55	05/15→					
1.4 TDI	66	05/15→					
1.4 TDI	77	05/15→					
1.2	44	05/10→	←	+PR 1ZR,1ZS		11.0101-5407.2 260011	ATE
1.2	51	05/10→	←	+PR 1LQ,1LR,1ZG		11.0101-5409.2 260035	ATE
1.2 TDI	55	04/10→					
1.2 TSI	63	09/12→					
1.2 TSI	77	09/10→					
1.4	63	03/10→					
1.4 TSI	110	02/12→					
1.4 TSI	110	11/15→					
1.6 TDI	66	03/10→					
1.6 TDI	77	03/10→					
1.4 TSI	103	10/13→	←	12/13→; +PR 1ZR,1ZS		11.0101-5407.2 260011	ATE
			←	12/13→; +PR 1LQ,1LR,1ZG		11.0101-5409.2 260035	ATE
<b>Führungsbolzen, Bremsattel</b>							
1.0	55	05/15→	←	+PR 1ZR,1ZS,1ZC		11.8171-0008.1 990049	ATE
1.0 TSI	70	05/15→	←	+PR 1LQ,1LR,1ZG		11.8171-0069.1 250152	ATE
1.0 TSI	81	05/15→					
1.2 TSI	66	05/15→					
1.2 TSI	81	09/15→					
1.4 TDI	55	05/15→					
1.4 TDI	66	05/15→					
1.4 TDI	77	05/15→					
1.2	44	05/10→	←	+PR 1ZR,1ZS		11.8171-0008.1 990049	ATE
1.2	51	05/10→	←	+PR 1LQ,1LR,1ZG		11.8171-0069.1 250152	ATE
1.2 TDI	55	04/10→					
1.2 TSI	63	09/12→					
1.2 TSI	77	09/10→					
1.4	63	03/10→					
1.4 TSI	110	02/12→					
1.4 TSI	110	11/15→					
1.6 TDI	66	03/10→					
1.6 TDI	77	03/10→					
1.4 TSI	103	10/13→	←	12/13→; +PR 1ZR,1ZS		11.8171-0008.1 990049	ATE
			←	12/13→; +PR 1LQ,1LR,1ZG		11.8171-0069.1 250152	ATE
<b>Bremsschlauch</b>							
1.0	55	05/15→	←	+PR 1ZC,1ZD,1ZG	2	24.5143-0544.3 331420	L= 544
1.0 TSI	70	05/15→	←	+PR 1ZR,1ZS	2	24.5143-0553.3 331568	L= 553
1.0 TSI	81	05/15→					
1.2 TSI	63	09/12→	→	□ / am Bremsattel		24.1294-0014.3 331448	L= 205 mit Rohrleitung
1.2 TSI	66	05/15→	→	□ / am Bremsattel		24.1294-0015.3 331449	L= 207 mit Rohrleitung
1.2 TSI	77	09/10→					
1.2 TSI	81	09/15→					
1.4 TDI	55	05/15→	→		2	83.7858-0140.3 330837	L= 140
1.4 TDI	66	05/15→					
1.4 TDI	77	05/15→					
1.4 TSI	110	02/12→					
1.4 TSI	110	11/15→					
1.2	44	05/10→	←	07/10→; +PR 1ZC,1ZD,1ZG	2	24.5143-0544.3 331420	L= 544
1.2	51	05/10→	←	07/10→; +PR 1ZR,1ZS	2	24.5143-0553.3 331568	L= 553
1.2 TDI	55	04/10→					
1.4	63	03/10→	←	→ 06/10	2	83.6247-0522.3 330595	L= 522
1.6 TDI	66	03/10→	→	□ / am Bremsattel		24.1294-0014.3 331448	L= 205 mit Rohrleitung
1.6 TDI	77	03/10→	→	□ / am Bremsattel		24.1294-0015.3 331449	L= 207 mit Rohrleitung
			→		2	83.7858-0140.3 330837	L= 140
1.4 TSI	103	10/13→	←	12/13→; +PR 1ZC,1ZD,1ZG	2	24.5143-0544.3 331420	L= 544
			←	12/13→; +PR 1ZR,1ZS	2	24.5143-0553.3 331568	L= 553
			→	□ / am Bremsattel; 12/13→		24.1294-0014.3 331448	L= 205 mit Rohrleitung
			→	□ / am Bremsattel; 12/13→		24.1294-0015.3 331449	L= 207 mit Rohrleitung
			→	12/13→	2	83.7858-0140.3 330837	L= 140
<b>SEAT - INCA (6K9) 11/95→11/03</b>							
<b>Bremsattel</b>							
1.4 16V	55	04/00→06/03	←	□		24.3541-1609.5 240039	TRW Ø 54 - Halter
1.4 i	44	11/95→06/03					
↓							









	kw			 	! #		
<b>SEAT - INCA (6K9) 11/95→11/03</b>							
 <b>Bremssattel</b>							
1.6 i	55	11/95→05/98	←	☐		24.3541-1610.5 240040	TRW Ø 54 - Halter
1.6 i	55	06/97→09/00					
1.7 D	42	09/96→06/03					
1.9 D	47	11/95→06/03					
1.9 SDI	47	11/95→06/03					
1.9 TDI	66	09/96→06/03					
<b>Führungshülzensatz, Bremssattel</b>							
1.4 16V	55	04/00→06/03	←			11.0101-5403.2 260010	TRW
1.4 i	44	11/95→06/03					
1.6 i	55	11/95→05/98					
1.6 i	55	06/97→09/00					
1.7 D	42	09/96→06/03					
1.9 D	47	11/95→06/03					
1.9 SDI	47	11/95→06/03					
1.9 TDI	66	09/96→06/03					
 <b>Bremsschlauch</b>							
1.4 16V	55	04/00→06/03	←		2	24.5105-0442.3 331432	L= 442
1.4 i	44	11/95→06/03					
1.6 i	55	11/95→05/98	→		2	83.6236-0402.3 330464	L= 400
1.6 i	55	06/97→09/00					
1.7 D	42	09/96→06/03					
1.9 D	47	11/95→06/03					
1.9 SDI	47	11/95→06/03					
1.9 TDI	66	09/96→06/03					
<b>SEAT - LEON (1M1) 11/99→06/06</b>							
 <b>Bremssattel</b>							
1.4 16V	55	11/99→06/06	←	☐; → 07/05; +PR 1LQ,1LS		11.9541-9549.2 220575	ATE Ø 54 - Halter
			←	☐; → 07/05; +PR 1LQ,1LS		11.9541-9550.2 220576	ATE Ø 54 - Halter
			←	☐; → 07/05; +PR 1LJ,1ZQ		11.9541-9595.2 220501	ATE Ø 54 - Halter
			←	☐; → 07/05; +PR 1LJ,1ZQ		11.9541-9596.2 220502	ATE Ø 54 - Halter
			←	☐; → 07/05; +PR 1LE		24.3541-8523.5 240551	ATE Ø 54 - Halter
			←	☐; → 07/05; +PR 1LE		24.3541-8524.5 240552	ATE Ø 54 - Halter
			→	☐; → 07/05		24.3384-1729.5 240816	TRW Ø 38 - Halter
			→	☐; → 07/05		24.3384-1730.5 240817	TRW Ø 38 - Halter
1.6 1.6 16 V 1.8 20V 1.8 20V T 1.8 20V T 4 1.9 SDI 1.9 TDI 1.9 TDI 1.9 TDI Syncro	74 77 92 132 132 50 66 81 96 110	11/99→06/06 09/00→06/06 11/99→06/06 11/99→06/06 11/99→06/06 11/99→06/06 11/99→06/06 05/03→06/06 05/02→06/06	←	☐; → 07/05; +PR 1LQ,1LS		11.9541-9549.2 220575	ATE Ø 54 - Halter
			←	☐; → 07/05; +PR 1LQ,1LS		11.9541-9550.2 220576	ATE Ø 54 - Halter
			←	☐; → 07/05; +PR 1LJ,1ZQ		11.9541-9595.2 220501	ATE Ø 54 - Halter
			←	☐; → 07/05; +PR 1LJ,1ZQ		11.9541-9596.2 220502	ATE Ø 54 - Halter
			←	☐; → 07/05; +PR 1LE		24.3541-8523.5 240551	ATE Ø 54 - Halter
			←	☐; → 07/05; +PR 1LE		24.3541-8524.5 240552	ATE Ø 54 - Halter
			→	☐; → 07/05; +PR 1KY,2EE		24.3384-1745.5 240848	TRW Ø 38 - Halter
			→	☐; → 07/05; +PR 1KY,2EE		24.3384-1746.5 240849	TRW Ø 38 - Halter
			→	☐; → 07/05; +PR 1KK,1KP,1KQ		24.3414-1705.5 240832	TRW Ø 41 - Halter
			→	☐; +PR 1KY,2EE		24.3384-1745.5 240848	TRW Ø 38 - Halter
1.6 1.9 TDI	75 74	10/05→06/06 10/05→06/06	→	☐; +PR 1KY,2EE		24.3384-1746.5 240849	TRW Ø 38 - Halter
			→	☐; +PR 1KY,2EE		24.3384-1746.5 240849	TRW Ø 38 - Halter
1.8 T Cupra R	154	02/02→06/06	←	☐; 05/02→ 07/05; +PR 1LT		11.9541-9549.2 220575	ATE Ø 54 - Halter
			←	☐; 05/02→ 07/05; +PR 1LT		11.9541-9550.2 220576	ATE Ø 54 - Halter
			→	☐; 05/02→ 07/05; +PR 1KY		24.3384-1745.5 240848	TRW Ø 38 - Halter
			→	☐; 05/02→ 07/05; +PR 1KY		24.3384-1746.5 240849	TRW Ø 38 - Halter
1.8 T Cupra R 2.8 Cupra 4	165 150	07/03→06/06 02/01→06/06	←	☐; → 07/05; +PR 1LT		11.9541-9549.2 220575	ATE Ø 54 - Halter
			←	☐; → 07/05; +PR 1LT		11.9541-9550.2 220576	ATE Ø 54 - Halter
			→	☐; → 07/05; +PR 1KY		24.3384-1745.5 240848	TRW Ø 38 - Halter
			→	☐; → 07/05; +PR 1KY		24.3384-1746.5 240849	TRW Ø 38 - Halter
1.9 TDI	110	09/00→06/06	←	☐; 02/01→ 07/05; +PR 1LQ,1LS		11.9541-9549.2 220575	ATE Ø 54 - Halter
			←	☐; 02/01→ 07/05; +PR 1LQ,1LS		11.9541-9550.2 220576	ATE Ø 54 - Halter
			←	☐; 02/01→ 07/05; +PR 1LJ,1ZQ		11.9541-9595.2 220501	ATE Ø 54 - Halter
			←	☐; 02/01→ 07/05; +PR 1LJ,1ZQ		11.9541-9596.2 220502	ATE Ø 54 - Halter
			←	☐; 02/01→ 07/05; +PR 1LE		24.3541-8523.5 240551	ATE Ø 54 - Halter
			←	☐; 02/01→ 07/05; +PR 1LE		24.3541-8524.5 240552	ATE Ø 54 - Halter








	kW			 	! #			
<b>SEAT - LEON (1M1) 11/99→06/06</b>								
<b>Bremssattel</b>								
1.9 TDI	110	09/00→06/06	➡	☐; 02/01→ 07/05; +PR 1KY,2EE	24.3384-1745.5	240848	TRW Ø 38 - Halter	
			➡	☐; 02/01→ 07/05; +PR 1KY,2EE	24.3384-1746.5	240849	TRW Ø 38 - Halter	
			➡	☐; 02/01→ 07/05; +PR 1KK,1KP,1KQ	24.3414-1705.5	240832	TRW Ø 41 - Halter	
2.8	150	05/02→06/04	⬅	☐; +PR 1LQ,1LS	11.9541-9549.2	220575	ATE Ø 54 - Halter	
			⬅	☐; +PR 1LQ,1LS	11.9541-9550.2	220576	ATE Ø 54 - Halter	
			⬅	☐; +PR 1LJ,1ZQ	11.9541-9595.2	220501	ATE Ø 54 - Halter	
			⬅	☐; +PR 1LJ,1ZQ	11.9541-9596.2	220502	ATE Ø 54 - Halter	
			⬅	☐; +PR 1LE	24.3541-8523.5	240551	ATE Ø 54 - Halter	
			⬅	☐; +PR 1LE	24.3541-8524.5	240552	ATE Ø 54 - Halter	
			➡	☐; +PR 1KY,2EE	24.3384-1745.5	240848	TRW Ø 38 - Halter	
			➡	☐; +PR 1KY,2EE	24.3384-1746.5	240849	TRW Ø 38 - Halter	
			➡	☐; +PR 1KK,1KP,1KQ	24.3414-1705.5	240832	TRW Ø 41 - Halter	
<b>Halter, Bremssattel</b>								
1.4 16V	55	11/99→06/06	⬅	→ 07/05; +PR 1LJ,1ZQ	2	11.0230-0451.1	260130	ATE
1.6	74	11/99→06/06	⬅	→ 07/05; +PR 1LE	2	11.8170-0306.1	260102	ATE
1.6 16 V	77	09/00→06/06						
1.8 20V	92	11/99→06/06						
1.8 20V T	132	11/99→06/06						
1.8 20V T 4	132	11/99→06/06						
1.9 SDI	50	11/99→06/06						
1.9 TDI	66	11/99→06/06						
1.9 TDI	81	11/99→06/06						
1.9 TDI	96	05/03→06/06						
1.9 TDI Syncro	110	05/02→06/06						
1.9 TDI	110	09/00→06/06	⬅	02/01→ 07/05; +PR 1LJ,1ZQ	2	11.0230-0451.1	260130	ATE
			⬅	02/01→ 07/05; +PR 1LE	2	11.8170-0306.1	260102	ATE
2.8	150	05/02→06/04	⬅	+PR 1LJ,1ZQ	2	11.0230-0451.1	260130	ATE
			⬅	+PR 1LE	2	11.8170-0306.1	260102	ATE
<b>Feder, Bremssattel</b>								
1.4 16V	55	11/99→06/06		→ 07/05; +PR 1LQ,1LS	2	11.8116-0143.1	390513	ATE
1.6	74	11/99→06/06		→ 07/05; +PR 1LE	2	11.8116-0143.1	390513	ATE
1.6 16 V	77	09/00→06/06		→ 07/05; +PR 1LE	2	11.8116-0143.1	390513	ATE
1.8 20V	92	11/99→06/06		→ 07/05; +PR 1LJ,1ZQ	2	11.8116-0143.1	390513	ATE
1.8 20V T	132	11/99→06/06						
1.8 20V T 4	132	11/99→06/06						
1.9 SDI	50	11/99→06/06						
1.9 TDI	66	11/99→06/06						
1.9 TDI	81	11/99→06/06						
1.9 TDI	96	05/03→06/06						
1.9 TDI Syncro	110	05/02→06/06						
1.8 T Cupra R	154	02/02→06/06		05/02→ 07/05; +PR 1LT	2	11.8116-0143.1	390513	ATE
1.8 T Cupra R	165	07/03→06/06		→ 07/05; +PR 1LT	2	11.8116-0143.1	390513	ATE
2.8 Cupra 4	150	02/01→06/06						
1.9 TDI	110	09/00→06/06		02/01→ 07/05; +PR 1LE	2	11.8116-0143.1	390513	ATE
				02/01→ 07/05; +PR 1LQ,1LS	2	11.8116-0143.1	390513	ATE
				02/01→ 07/05; +PR 1LJ,1ZQ	2	11.8116-0143.1	390513	ATE
2.8	150	05/02→06/04		+PR 1LJ,1ZQ	2	11.8116-0143.1	390513	ATE
				+PR 1LE	2	11.8116-0143.1	390513	ATE
				+PR 1LQ,1LS	2	11.8116-0143.1	390513	ATE
<b>Führungshülzensatz, Bremssattel</b>								
1.4 16V	55	11/99→06/06	⬅	→ 07/05; +PR 1LJ,1ZQ		11.0101-5409.2	260035	ATE
1.6	74	11/99→06/06	⬅	→ 07/05; +PR 1LQ,1LS		11.0101-5409.2	260035	ATE
1.6 16 V	77	09/00→06/06						
1.8 20V	92	11/99→06/06						
1.8 20V T	132	11/99→06/06						
1.8 20V T 4	132	11/99→06/06						
1.9 SDI	50	11/99→06/06						
1.9 TDI	66	11/99→06/06						
1.9 TDI	81	11/99→06/06						
1.9 TDI	96	05/03→06/06						
1.9 TDI Syncro	110	05/02→06/06						
1.8 T Cupra R	154	02/02→06/06	⬅	05/02→ 07/05; +PR 1LT		11.0101-5409.2	260035	ATE
1.8 T Cupra R	165	07/03→06/06	⬅	→ 07/05; +PR 1LT		11.0101-5409.2	260035	ATE
2.8 Cupra 4	150	02/01→06/06						
1.9 TDI	110	09/00→06/06	⬅	02/01→ 07/05; +PR 1LE		11.0101-5409.2	260035	ATE
↓								








	kw			 	! #			
<b>SEAT - LEON (1M1) 11/99→06/06</b>								
<b>Führungshülzensatz, Bremsattel</b>								
1.9 TDI	110	09/00→06/06	←	02/01→ 07/05; +PR 1LJ,1ZQ		11.0101-5409.2	260035	ATE
			←	02/01→ 07/05; +PR 1LQ,1LS		11.0101-5409.2	260035	ATE
2.8	150	05/02→06/04	←	+PR 1LJ,1ZQ		11.0101-5409.2	260035	ATE
			←	+PR 1LQ,1LS		11.0101-5409.2	260035	ATE
			←	+PR 1LE		11.0101-5409.2	260035	ATE
<b>Führungsbolzen, Bremsattel</b>								
1.4 16V	55	11/99→06/06		→ 07/05; +PR 1LQ,1LS		11.8171-0008.1	990049	ATE
1.6	74	11/99→06/06		→ 07/05; +PR 1LJ,1ZQ		11.8171-0008.1	990049	ATE
1.6 16 V	77	09/00→06/06		→ 07/05; +PR 1LJ,1ZQ		11.8171-0008.1	990049	ATE
1.8 20V	92	11/99→06/06	←	→ 07/05; +PR 1LE		11.8171-0008.1	990049	ATE
1.8 20V T	132	11/99→06/06	←	→ 07/05; +PR 1LQ,1LS		11.8171-0069.1	250152	ATE
1.8 20V T 4	132	11/99→06/06						
1.9 SDI	50	11/99→06/06						
1.9 TDI	66	11/99→06/06						
1.9 TDI	81	11/99→06/06						
1.9 TDI	96	05/03→06/06						
1.9 TDI Syncro	110	05/02→06/06						
1.8 T Cupra R	154	02/02→06/06		05/02→ 07/05; +PR 1LT		11.8171-0008.1	990049	ATE
			←	05/02→ 07/05; +PR 1LT		11.8171-0069.1	250152	ATE
1.8 T Cupra R	165	07/03→06/06		→ 07/05; +PR 1LT		11.8171-0008.1	990049	ATE
2.8 Cupra 4	150	02/01→06/06	←	→ 07/05; +PR 1LT		11.8171-0069.1	250152	ATE
1.9 TDI	110	09/00→06/06		02/01→ 07/05; +PR 1LJ,1ZQ		11.8171-0008.1	990049	ATE
				02/01→ 07/05; +PR 1LQ,1LS		11.8171-0008.1	990049	ATE
			←	02/01→ 07/05; +PR 1LE		11.8171-0008.1	990049	ATE
			←	02/01→ 07/05; +PR 1LQ,1LS		11.8171-0069.1	250152	ATE
2.8	150	05/02→06/04		+PR 1LQ,1LS		11.8171-0008.1	990049	ATE
				+PR 1LJ,1ZQ		11.8171-0008.1	990049	ATE
			←	+PR 1LE		11.8171-0008.1	990049	ATE
			←	+PR 1LQ,1LS		11.8171-0069.1	250152	ATE
<b>Dichtungssatz, Bremsattel</b>								
1.4 16V	55	11/99→06/06	←	→ 07/05; +PR 1LJ,1ZQ		11.0441-5409.2	250031	ATE
1.6	74	11/99→06/06	←	→ 07/05; +PR 1LE		11.0441-5409.2	250031	ATE
1.6 16 V	77	09/00→06/06						
1.8 20V	92	11/99→06/06						
1.8 20V T	132	11/99→06/06						
1.8 20V T 4	132	11/99→06/06						
1.9 SDI	50	11/99→06/06						
1.9 TDI	66	11/99→06/06						
1.9 TDI	81	11/99→06/06						
1.9 TDI	96	05/03→06/06						
1.9 TDI Syncro	110	05/02→06/06						
1.9 TDI	110	09/00→06/06	←	02/01→ 07/05; +PR 1LE		11.0441-5409.2	250031	ATE
			←	02/01→ 07/05; +PR 1LJ,1ZQ		11.0441-5409.2	250031	ATE
2.8	150	05/02→06/04	←	+PR 1LJ,1ZQ		11.0441-5409.2	250031	ATE
			←	+PR 1LE		11.0441-5409.2	250031	ATE
<b>Bremsschlauch</b>								
1.4 16V	55	11/99→06/06	←	→ 07/05	2	24.5143-0439.3	331411	L= 439
1.6	74	11/99→06/06	→	□ / am Bremsattel; → 07/05		24.1253-0010.3	331066	L= 233 mit Rohrleitung
1.6 16 V	77	09/00→06/06	→	□ / am Bremsattel; → 07/05		24.1253-0020.3	331067	L= 233 mit Rohrleitung
1.8 20V	92	11/99→06/06	→	□ / am Bremsattel; → 07/05		24.1253-0020.3	331067	L= 233 mit Rohrleitung
1.8 20V T	132	11/99→06/06	→	→ 07/05	2	83.7858-0140.3	330837	L= 140
1.9 SDI	50	11/99→06/06						
1.9 TDI	66	11/99→06/06						
1.9 TDI	81	11/99→06/06						
1.9 TDI	96	05/03→06/06						
1.8 20V T 4	132	11/99→06/06	←	→ 07/05	2	24.5143-0569.3	331398	L= 569
			→	→ 07/05	2	83.7858-0140.3	330837	L= 140
2.8 Cupra 4	150	02/01→06/06	←	→ 07/05	2	24.5143-0569.3	331398	L= 569
			→	→ 07/05	2	83.7858-0140.3	330837	L= 140
1.8 T Cupra R	154	02/02→06/06	←	05/02→ 07/05	2	24.5143-0569.3	331398	L= 569
			→	□ / am Bremsattel; 05/02→ 07/05		24.1253-0010.3	331066	L= 233 mit Rohrleitung
			→	□ / am Bremsattel; 05/02→ 07/05		24.1253-0020.3	331067	L= 233 mit Rohrleitung
			→	05/02→ 07/05	2	83.7858-0140.3	330837	L= 140
1.8 T Cupra R	165	07/03→06/06	←	→ 07/05	2	24.5143-0569.3	331398	L= 569
			→	□ / am Bremsattel; → 07/05		24.1253-0010.3	331066	L= 233 mit Rohrleitung
↓								








	kw			 	! #			
<b>SEAT - LEON (1M1) 11/99→06/06</b>								
 <b>Bremsschlauch</b>								
1.8 T Cupra R	165	07/03→06/06	➡	☐ / am Bremssattel; → 07/05	24.1253-0020.3	331067	L= 233 mit Rohrleitung	
			➡	→ 07/05	2	83.7858-0140.3	330837	L= 140
1.9 TDI	110	09/00→06/06	←	02/01→ 07/05	2	24.5143-0439.3	331411	L= 439
			➡	☐ / am Bremssattel; 02/01→ 07/05	24.1253-0010.3	331066	L= 233 mit Rohrleitung	
			➡	☐ / am Bremssattel; 02/01→ 07/05	24.1253-0020.3	331067	L= 233 mit Rohrleitung	
			➡	02/01→ 07/05	2	83.7858-0140.3	330837	L= 140
1.9 TDI Syncro	110	05/02→06/06	←	→ 07/05	2	24.5143-0439.3	331411	L= 439
			➡	→ 07/05	2	83.7858-0140.3	330837	L= 140
2.8	150	05/02→06/04	←		2	24.5143-0569.3	331398	L= 569
			➡	☐ / am Bremssattel	24.1253-0010.3	331066	L= 233 mit Rohrleitung	
			➡	☐ / am Bremssattel	24.1253-0020.3	331067	L= 233 mit Rohrleitung	
			➡		2	83.7858-0140.3	330837	L= 140
<b>SEAT - LEON (1P1) 05/05→12/13</b>								
 <b>Bremssattel</b>								
1.2 TSI 1.6 LPG 1.6 MultiFuel 1.6 TDI 1.6 TDI	77 75 75 66 77	02/10→12/12 12/09→12/12 11/10→12/12 11/10→12/12 02/10→12/12	←	☐; +PR 1ZF,1ZM; → 10/12	11.9541-9549.2	220575	ATE Ø 54 - Halter	
			←	☐; +PR 1ZF,1ZM; → 10/12	11.9541-9550.2	220576	ATE Ø 54 - Halter	
			←	☐; → 10/12; +PR 1ZE	11.9541-9553.2	220563	ATE Ø 54 - Halter	
			←	☐; → 10/12; +PR 1LJ	11.9541-9553.2	220563	ATE Ø 54 - Halter	
			←	☐; → 10/12; +PR 1LJ	11.9541-9554.2	220564	ATE Ø 54 - Halter	
			←	☐; → 10/12; +PR 1ZE	11.9541-9554.2	220564	ATE Ø 54 - Halter	
			➡	☐; → 10/12; +PR 1KD	24.3384-1755.5	240886	TRW Ø 38 - Halter	
			➡	☐; → 10/12; +PR 1KD	24.3384-1756.5	240887	TRW Ø 38 - Halter	
			➡	☐; → 10/12; +PR 1KZ	24.3387-1717.5	240872	TRW Ø 38 - Halter	
			➡	☐; → 10/12; +PR 1KZ	24.3387-1717.7	220757	TRW Ø 38 - Halter	
			➡	☐; → 10/12; +PR 1KZ	24.3387-1718.5	240873	TRW Ø 38 - Halter	
			➡	☐; → 10/12; +PR 1KY	24.3414-1709.5	240834	TRW Ø 41 - Halter	
➡	☐; → 10/12; +PR 1KY	24.3414-1710.5	240835	TRW Ø 41 - Halter				
1.4 16V 1.4 TSI 1.8 TSI 2.0 TDI 2.0 TFSI	63 92 118 125 155	06/06→12/12 11/07→12/12 06/07→12/12 05/06→12/12 06/09→12/12	←	☐; → 10/12; +PR 1ZF;1ZM	11.9541-9549.2	220575	ATE Ø 54 - Halter	
			←	☐; → 10/12; +PR 1ZF;1ZM	11.9541-9550.2	220576	ATE Ø 54 - Halter	
			←	☐; → 10/12; +PR 1ZE	11.9541-9553.2	220563	ATE Ø 54 - Halter	
			←	☐; → 10/12; +PR 1LJ	11.9541-9553.2	220563	ATE Ø 54 - Halter	
			←	☐; → 10/12; +PR 1LJ	11.9541-9554.2	220564	ATE Ø 54 - Halter	
			←	☐; → 10/12; +PR 1ZE	11.9541-9554.2	220564	ATE Ø 54 - Halter	
			←	☐; → 09/09; +PR 1LU	24.3576-9995.5	240962	ATE Ø 57 - Halter	
			←	☐; → 09/09; +PR 1LU	24.3576-9996.5	240963	ATE Ø 57 - Halter	
			➡	☐; → 10/12; +PR 1KD	24.3384-1755.5	240886	TRW Ø 38 - Halter	
			➡	☐; → 10/12; +PR 1KD	24.3384-1756.5	240887	TRW Ø 38 - Halter	
			➡	☐; → 10/12; +PR 1KZ	24.3387-1717.5	240872	TRW Ø 38 - Halter	
			➡	☐; → 10/12; +PR 1KZ	24.3387-1717.7	220757	TRW Ø 38 - Halter	
			➡	☐; → 10/12; +PR 1KZ	24.3387-1718.5	240873	TRW Ø 38 - Halter	
			➡	☐; → 10/12; +PR 1KY	24.3414-1709.5	240834	TRW Ø 41 - Halter	
			➡	☐; → 10/12; +PR 1KY	24.3414-1710.5	240835	TRW Ø 41 - Halter	
			1.6 2.0 TDI 16V	75 103	07/05→12/12 07/05→12/12	←	☐; 08/05→ 10/12; +PR 1ZF;1ZM	11.9541-9549.2
←	☐; 08/05→ 10/12; +PR 1ZF;1ZM	11.9541-9550.2				220576	ATE Ø 54 - Halter	
←	☐; 08/05→ 10/12; +PR 1ZE	11.9541-9553.2				220563	ATE Ø 54 - Halter	
←	☐; 08/05→ 10/12; +PR 1LJ	11.9541-9553.2				220563	ATE Ø 54 - Halter	
←	☐; 08/05→ 10/12; +PR 1ZE	11.9541-9554.2				220564	ATE Ø 54 - Halter	
←	☐; 08/05→ 10/12; +PR 1LJ	11.9541-9554.2				220564	ATE Ø 54 - Halter	
←	☐; 08/05→ 09/09; +PR 1LU	24.3576-9995.5				240962	ATE Ø 57 - Halter	
←	☐; 08/05→ 09/09; +PR 1LU	24.3576-9996.5				240963	ATE Ø 57 - Halter	
➡	☐; 08/05→ 10/12; +PR 1KD	24.3384-1755.5				240886	TRW Ø 38 - Halter	
➡	☐; 08/05→ 10/12; +PR 1KD	24.3384-1756.5				240887	TRW Ø 38 - Halter	
➡	☐; 08/05→ 10/12; +PR 1KZ	24.3387-1717.5	240872	TRW Ø 38 - Halter				



	kw			 	! #		
<b>SEAT - LEON (1P1) 05/05→12/13</b>							
 <b>Bremssattel</b>							
1.6 2.0 TDI 16V	75 103	07/05→12/12 07/05→12/12	→	☐; 08/05→ 10/12; +PR 1KZ	24.3387-1717.7	220757	TRW Ø 38 - Halter
			→	☐; 08/05→ 10/12; +PR 1KZ	24.3387-1718.5	240873	TRW Ø 38 - Halter
			→	☐; 08/05→ 10/12; +PR 1KY	24.3414-1709.5	240834	TRW Ø 41 - Halter
			→	☐; 08/05→ 10/12; +PR 1KY	24.3414-1710.5	240835	TRW Ø 41 - Halter
1.9 TDI 2.0 TDI 2.0 TFSI	66 103 177	06/07→12/10 10/05→10/10 11/06→05/11	←	☐; +PR 1ZF;1ZM	11.9541-9549.2	220575	ATE Ø 54 - Halter
			←	☐; +PR 1ZF;1ZM	11.9541-9550.2	220576	ATE Ø 54 - Halter
			←	☐; +PR 1ZE	11.9541-9553.2	220563	ATE Ø 54 - Halter
			←	☐; +PR 1LJ	11.9541-9553.2	220563	ATE Ø 54 - Halter
			←	☐; +PR 1ZE	11.9541-9554.2	220564	ATE Ø 54 - Halter
			←	☐; +PR 1LJ	11.9541-9554.2	220564	ATE Ø 54 - Halter
			←	☐; → 09/09; +PR 1LU	24.3576-9995.5	240962	ATE Ø 57 - Halter
			←	☐; → 09/09; +PR 1LU	24.3576-9996.5	240963	ATE Ø 57 - Halter
			→	☐; +PR 1KD	24.3384-1755.5	240886	TRW Ø 38 - Halter
			→	☐; +PR 1KD	24.3384-1756.5	240887	TRW Ø 38 - Halter
			→	☐; +PR 1KZ	24.3387-1717.5	240872	TRW Ø 38 - Halter
			→	☐; +PR 1KZ	24.3387-1717.7	220757	TRW Ø 38 - Halter
			→	☐; +PR 1KZ	24.3387-1718.5	240873	TRW Ø 38 - Halter
			→	☐; +PR 1KY	24.3414-1709.5	240834	TRW Ø 41 - Halter
→	☐; +PR 1KY	24.3414-1710.5	240835	TRW Ø 41 - Halter			
1.9 TDI 2.0 FSI 2.0 TDI	77 110 100	07/05→12/10 07/05→05/10 07/05→05/10	←	☐; 08/05→; +PR 1ZF;1ZM	11.9541-9549.2	220575	ATE Ø 54 - Halter
			←	☐; 08/05→; +PR 1ZF;1ZM	11.9541-9550.2	220576	ATE Ø 54 - Halter
			←	☐; 08/05→; +PR 1LJ	11.9541-9553.2	220563	ATE Ø 54 - Halter
			←	☐; 08/05→; +PR 1ZE	11.9541-9553.2	220563	ATE Ø 54 - Halter
			←	☐; 08/05→; +PR 1LJ	11.9541-9554.2	220564	ATE Ø 54 - Halter
			←	☐; 08/05→; +PR 1ZE	11.9541-9554.2	220564	ATE Ø 54 - Halter
			←	☐; 08/05→ 09/09; +PR 1LU	24.3576-9995.5	240962	ATE Ø 57 - Halter
			←	☐; 08/05→ 09/09; +PR 1LU	24.3576-9996.5	240963	ATE Ø 57 - Halter
			→	☐; 08/05→; +PR 1KD	24.3384-1755.5	240886	TRW Ø 38 - Halter
			→	☐; 08/05→; +PR 1KD	24.3384-1756.5	240887	TRW Ø 38 - Halter
			→	☐; 08/05→; +PR 1KZ	24.3387-1717.5	240872	TRW Ø 38 - Halter
			→	☐; 08/05→; +PR 1KZ	24.3387-1717.7	220757	TRW Ø 38 - Halter
			→	☐; 08/05→; +PR 1KZ	24.3387-1718.5	240873	TRW Ø 38 - Halter
			→	☐; 08/05→; +PR 1KY	24.3414-1709.5	240834	TRW Ø 41 - Halter
→	☐; 08/05→; +PR 1KY	24.3414-1710.5	240835	TRW Ø 41 - Halter			
2.0 Cupra R	195	09/09→12/12	←	☐; +PR 1ZF,1ZM; → 10/12	11.9541-9549.2	220575	ATE Ø 54 - Halter
			←	☐; +PR 1ZF,1ZM; → 10/12	11.9541-9550.2	220576	ATE Ø 54 - Halter
			←	☐; → 10/12; +PR 1ZE	11.9541-9553.2	220563	ATE Ø 54 - Halter
			←	☐; → 10/12; +PR 1LJ	11.9541-9553.2	220563	ATE Ø 54 - Halter
			←	☐; → 10/12; +PR 1LJ	11.9541-9554.2	220564	ATE Ø 54 - Halter
			←	☐; → 10/12; +PR 1ZE	11.9541-9554.2	220564	ATE Ø 54 - Halter
			←	☐; → 09/09; +PR 1LU	24.3576-9995.5	240962	ATE Ø 57 - Halter
			←	☐; → 09/09; +PR 1LU	24.3576-9996.5	240963	ATE Ø 57 - Halter
			→	☐; → 10/12; +PR 1KD	24.3384-1755.5	240886	TRW Ø 38 - Halter
			→	☐; → 10/12; +PR 1KD	24.3384-1756.5	240887	TRW Ø 38 - Halter
			→	☐; → 10/12; +PR 1KZ	24.3387-1717.5	240872	TRW Ø 38 - Halter
			→	☐; → 10/12; +PR 1KZ	24.3387-1717.7	220757	TRW Ø 38 - Halter
			→	☐; → 10/12; +PR 1KZ	24.3387-1718.5	240873	TRW Ø 38 - Halter
			→	☐; → 10/12; +PR 1KY	24.3414-1709.5	240834	TRW Ø 41 - Halter
→	☐; → 10/12; +PR 1KY	24.3414-1710.5	240835	TRW Ø 41 - Halter			
2.0 TFSI	136	09/05→05/06	←	☐; +PR 1ZF;1ZM	11.9541-9549.2	220575	ATE Ø 54 - Halter
			←	☐; +PR 1ZF;1ZM	11.9541-9550.2	220576	ATE Ø 54 - Halter
			←	☐; +PR 1LJ	11.9541-9553.2	220563	ATE Ø 54 - Halter
			←	☐; +PR 1ZE	11.9541-9553.2	220563	ATE Ø 54 - Halter
↓							

	kw			 	! #			
<b>SEAT - LEON (1P1) 05/05→12/13</b>								
<b>Bremssattel</b>								
2.0 TFSI	136	09/05→05/06	←	☐; +PR 1ZE		11.9541-9554.2	220564	ATE Ø 54 - Halter
			←	☐; +PR 1LJ		11.9541-9554.2	220564	ATE Ø 54 - Halter
			←	☐; +PR 1LU		24.3576-9995.5	240962	ATE Ø 57 - Halter
			←	☐; +PR 1LU		24.3576-9996.5	240963	ATE Ø 57 - Halter
			→	☐; +PR 1KD		24.3384-1755.5	240886	TRW Ø 38 - Halter
			→	☐; +PR 1KD		24.3384-1756.5	240887	TRW Ø 38 - Halter
			→	☐; +PR 1KZ		24.3387-1717.5	240872	TRW Ø 38 - Halter
						24.3387-1717.7	220757	TRW Ø 38 - Halter
			→	☐; +PR 1KZ		24.3387-1718.5	240873	TRW Ø 38 - Halter
			→	☐; +PR 1KY		24.3414-1709.5	240834	TRW Ø 41 - Halter
						24.3414-1710.5	240835	TRW Ø 41 - Halter
2.0 TFSI	147	05/05→03/09	←	☐; 08/05→; +PR 1ZF;1ZM		11.9541-9549.2	220575	ATE Ø 54 - Halter
			←	☐; 08/05→; +PR 1ZF;1ZM		11.9541-9550.2	220576	ATE Ø 54 - Halter
			←	☐; 08/05→; +PR 1LJ		11.9541-9553.2	220563	ATE Ø 54 - Halter
			←	☐; 08/05→; +PR 1ZE		11.9541-9553.2	220563	ATE Ø 54 - Halter
			←	☐; 08/05→; +PR 1LJ		11.9541-9554.2	220564	ATE Ø 54 - Halter
			←	☐; 08/05→; +PR 1ZE		11.9541-9554.2	220564	ATE Ø 54 - Halter
			←	☐; 08/05→; +PR 1LU		24.3576-9995.5	240962	ATE Ø 57 - Halter
			←	☐; 08/05→; +PR 1LU		24.3576-9996.5	240963	ATE Ø 57 - Halter
			→	☐; 08/05→; +PR 1KD		24.3384-1755.5	240886	TRW Ø 38 - Halter
			→	☐; 08/05→; +PR 1KD		24.3384-1756.5	240887	TRW Ø 38 - Halter
			→	☐; 08/05→; +PR 1KZ		24.3387-1717.5	240872	TRW Ø 38 - Halter
						24.3387-1717.7	220757	TRW Ø 38 - Halter
			→	☐; 08/05→; +PR 1KZ		24.3387-1718.5	240873	TRW Ø 38 - Halter
			→	☐; 08/05→; +PR 1KY		24.3414-1709.5	240834	TRW Ø 41 - Halter
			24.3414-1710.5	240835	TRW Ø 41 - Halter			
<b>Halter, Bremssattel</b>								
1.2 TSI	77	02/10→12/12	←	→ 10/12; +PR 1LJ		11.0230-0131.1	260129	ATE
1.4 16V	63	06/06→12/12						
1.4 TSI	92	11/07→12/12						
1.6 LPG	75	12/09→12/12						
1.6 MultiFuel	75	11/10→12/12						
1.6 TDI	66	11/10→12/12						
1.6 TDI	77	02/10→12/12						
1.8 TSI	118	06/07→12/12						
2.0 Cupra R	195	09/09→12/12						
2.0 TDI	125	05/06→12/12						
2.0 TFSI	155	06/09→12/12						
1.6	75	07/05→12/12	←	08/05→ 10/12; +PR 1LJ		11.0230-0131.1	260129	ATE
2.0 TDI 16V	103	07/05→12/12						
1.9 TDI	66	06/07→12/10	←	+PR 1LJ		11.0230-0131.1	260129	ATE
2.0 TDI	103	10/05→10/10						
2.0 TFSI	136	09/05→05/06						
2.0 TFSI	177	11/06→05/11						
1.9 TDI	77	07/05→12/10	←	08/05→; +PR 1LJ		11.0230-0131.1	260129	ATE
2.0 FSI	110	07/05→05/10						
2.0 TDI	100	07/05→05/10						
2.0 TFSI	147	05/05→03/09						
<b>Feder, Bremssattel</b>								
1.2 TSI	77	02/10→12/12	←	+PR 1LB; → 10/12	2	11.8116-0006.2	390601	ATE
1.6 LPG	75	12/09→12/12						
1.6 MultiFuel	75	11/10→12/12	←	→ 10/12; +PR 1LJ	2	11.8116-0351.1	390538	ATE
1.6 TDI	66	11/10→12/12	←	→ 10/12; +PR 1ZE	2	11.8116-0351.1	390538	ATE
1.6 TDI	77	02/10→12/12						
1.4 16V	63	06/06→12/12	←	10/09→ 10/12; +PR 1LB	2	11.8116-0006.2	390601	ATE
1.4 TSI	92	11/07→12/12						
1.8 TSI	118	06/07→12/12	←	→ 10/12; +PR 1LJ	2	11.8116-0351.1	390538	ATE
2.0 Cupra R	195	09/09→12/12	←	→ 10/12; +PR 1ZE	2	11.8116-0351.1	390538	ATE
2.0 TDI	125	05/06→12/12	←	→ 09/09; +PR 1LU	2	11.8116-0410.2	390589	ATE
2.0 TFSI	155	06/09→12/12						
1.6	75	07/05→12/12	←	10/09→ 10/12; +PR 1LB	2	11.8116-0006.2	390601	ATE
2.0 TDI 16V	103	07/05→12/12	←	08/05→ 10/12; +PR 1ZE	2	11.8116-0351.1	390538	ATE
			←	08/05→ 10/12; +PR 1LJ	2	11.8116-0351.1	390538	ATE
↓								

	kw			 	! #		
<b>SEAT - LEON (1P1) 05/05→12/13</b>							
<b>Feder, Bremssattel</b>							
1.6 2.0 TDI 16V	75 103	07/05→12/12 07/05→12/12	←	08/05→ 09/09; +PR 1LU	2	11.8116-0410.2 390589	ATE
1.9 TDI 2.0 TDI 2.0 TFSI	66 103 177	06/07→12/10 10/05→10/10 11/06→05/11	←	10/09→; +PR 1LB	2	11.8116-0006.2 390601	ATE
			←	+PR 1ZE	2	11.8116-0351.1 390538	ATE
			←	+PR 1LJ	2	11.8116-0351.1 390538	ATE
			←	→ 09/09; +PR 1LU	2	11.8116-0410.2 390589	ATE
1.9 TDI 2.0 FSI 2.0 TDI	77 110 100	07/05→12/10 07/05→05/10 07/05→05/10	←	10/09→; +PR 1LB	2	11.8116-0006.2 390601	ATE
			←	08/05→; +PR 1ZE	2	11.8116-0351.1 390538	ATE
			←	08/05→; +PR 1LJ	2	11.8116-0351.1 390538	ATE
			←	08/05→ 09/09; +PR 1LU	2	11.8116-0410.2 390589	ATE
2.0 TFSI	136	09/05→05/06	←	+PR 1ZE	2	11.8116-0351.1 390538	ATE
			←	+PR 1LJ	2	11.8116-0351.1 390538	ATE
			←	+PR 1LU	2	11.8116-0410.2 390589	ATE
2.0 TFSI	147	05/05→03/09	←	08/05→; +PR 1LJ	2	11.8116-0351.1 390538	ATE
			←	08/05→; +PR 1ZE	2	11.8116-0351.1 390538	ATE
			←	08/05→; +PR 1LU	2	11.8116-0410.2 390589	ATE
<b>Führungshülzensatz, Bremssattel</b>							
1.2 TSI 1.6 LPG 1.6 MultiFuel 1.6 TDI 1.6 TDI	77 75 75 66 77	02/10→12/12 12/09→12/12 11/10→12/12 11/10→12/12 02/10→12/12	←	→ 10/12; +PR 1ZE		11.0101-5409.2 260035	ATE
			←	+PR 1LB; → 10/12		11.0101-5409.2 260035	ATE
			←	→ 10/12; +PR 1LJ		11.0101-5409.2 260035	ATE
			←	+PR 1ZF,1ZM; → 10/12		11.0101-5409.2 260035	ATE
1.4 16V 1.4 TSI 1.8 TSI 2.0 TDI 2.0 TFSI	63 92 118 125 155	06/06→12/12 11/07→12/12 06/07→12/12 05/06→12/12 06/09→12/12	←	→ 10/12; +PR 1ZE		11.0101-5409.2 260035	ATE
			←	→ 10/12; +PR 1ZF;1ZM		11.0101-5409.2 260035	ATE
			←	10/09→ 10/12; +PR 1LB		11.0101-5409.2 260035	ATE
			←	→ 10/12; +PR 1LJ		11.0101-5409.2 260035	ATE
			←	→ 09/09; +PR 1LU		11.0101-5409.2 260035	ATE
1.6 2.0 TDI 16V	75 103	07/05→12/12 07/05→12/12	←	08/05→ 10/12; +PR 1ZF;1ZM		11.0101-5409.2 260035	ATE
			←	08/05→ 10/12; +PR 1ZE		11.0101-5409.2 260035	ATE
			←	08/05→ 10/12; +PR 1LJ		11.0101-5409.2 260035	ATE
			←	08/05→ 09/09; +PR 1LU		11.0101-5409.2 260035	ATE
			←	10/09→ 10/12; +PR 1LB		11.0101-5409.2 260035	ATE
1.9 TDI 2.0 TDI 2.0 TFSI	66 103 177	06/07→12/10 10/05→10/10 11/06→05/11	←	+PR 1ZF;1ZM		11.0101-5409.2 260035	ATE
			←	+PR 1ZE		11.0101-5409.2 260035	ATE
			←	10/09→; +PR 1LB		11.0101-5409.2 260035	ATE
			←	→ 09/09; +PR 1LU		11.0101-5409.2 260035	ATE
			←	+PR 1LJ		11.0101-5409.2 260035	ATE
1.9 TDI 2.0 FSI 2.0 TDI	77 110 100	07/05→12/10 07/05→05/10 07/05→05/10	←	08/05→; +PR 1ZE		11.0101-5409.2 260035	ATE
			←	10/09→; +PR 1LB		11.0101-5409.2 260035	ATE
			←	08/05→; +PR 1ZF;1ZM		11.0101-5409.2 260035	ATE
			←	08/05→ 09/09; +PR 1LU		11.0101-5409.2 260035	ATE
			←	08/05→; +PR 1LJ		11.0101-5409.2 260035	ATE
2.0 Cupra R	195	09/09→12/12	←	10/09→ 10/12; +PR 1LB		11.0101-5409.2 260035	ATE
			←	→ 10/12; +PR 1ZE		11.0101-5409.2 260035	ATE
			←	+PR 1ZF,1ZM; → 10/12		11.0101-5409.2 260035	ATE
			←	→ 10/12; +PR 1LJ		11.0101-5409.2 260035	ATE
			←	→ 09/09; +PR 1LU		11.0101-5409.2 260035	ATE
2.0 TFSI	136	09/05→05/06	←	+PR 1ZF;1ZM		11.0101-5409.2 260035	ATE
			←	+PR 1ZE		11.0101-5409.2 260035	ATE
			←	+PR 1LU		11.0101-5409.2 260035	ATE
			←	+PR 1LJ		11.0101-5409.2 260035	ATE
2.0 TFSI	147	05/05→03/09	←	08/05→; +PR 1ZF;1ZM		11.0101-5409.2 260035	ATE
			←	08/05→; +PR 1ZE		11.0101-5409.2 260035	ATE
			←	08/05→; +PR 1LU		11.0101-5409.2 260035	ATE
↓							

	kw			 	! #		
<b>SEAT - LEON (1P1) 05/05→12/13</b>							
<b>Führungshülzensatz, Bremsattel</b>							
2.0 TFSI	147	05/05→03/09	←	08/05→; +PR 1LJ		11.0101-5409.2 260035	ATE
<b>Führungsbolzen, Bremsattel</b>							
1.2 TSI	77	02/10→12/12		→ 10/12; +PR 1LJ		11.8171-0008.1 990049	ATE
1.6 LPG	75	12/09→12/12		→ 10/12; +PR 1ZE		11.8171-0008.1 990049	ATE
1.6 MultiFuel	75	11/10→12/12		+PR 1LB; → 10/12		11.8171-0008.1 990049	ATE
1.6 TDI	66	11/10→12/12		+PR 1ZF,1ZM; → 10/12		11.8171-0069.1 250152	ATE
1.6 TDI	77	02/10→12/12					
1.4 16V	63	06/06→12/12		→ 09/09; +PR 1LU		11.8171-0008.1 990049	ATE
1.4 TSI	92	11/07→12/12		→ 10/12; +PR 1LJ		11.8171-0008.1 990049	ATE
1.8 TSI	118	06/07→12/12		10/09→ 10/12; +PR 1LB		11.8171-0008.1 990049	ATE
2.0 TDI	125	05/06→12/12		→ 10/12; +PR 1ZE		11.8171-0008.1 990049	ATE
2.0 TFSI	155	06/09→12/12		→ 10/12; +PR 1ZF,1ZM		11.8171-0069.1 250152	ATE
1.6	75	07/05→12/12		08/05→ 10/12; +PR 1LJ		11.8171-0008.1 990049	ATE
2.0 TDI 16V	103	07/05→12/12		08/05→ 10/12; +PR 1ZE		11.8171-0008.1 990049	ATE
				10/09→ 10/12; +PR 1LB		11.8171-0008.1 990049	ATE
				08/05→ 09/09; +PR 1LU		11.8171-0008.1 990049	ATE
				08/05→ 10/12; +PR 1ZF,1ZM		11.8171-0069.1 250152	ATE
1.9 TDI	66	06/07→12/10		→ 09/09; +PR 1LU		11.8171-0008.1 990049	ATE
2.0 TDI	103	10/05→10/10		10/09→; +PR 1LB		11.8171-0008.1 990049	ATE
2.0 TFSI	177	11/06→05/11		+PR 1LJ		11.8171-0008.1 990049	ATE
				+PR 1ZE		11.8171-0008.1 990049	ATE
				+PR 1ZF,1ZM		11.8171-0069.1 250152	ATE
1.9 TDI	77	07/05→12/10		08/05→; +PR 1ZE		11.8171-0008.1 990049	ATE
2.0 FSI	110	07/05→05/10		10/09→; +PR 1LB		11.8171-0008.1 990049	ATE
2.0 TDI	100	07/05→05/10		08/05→ 09/09; +PR 1LU		11.8171-0008.1 990049	ATE
				08/05→; +PR 1LJ		11.8171-0008.1 990049	ATE
				08/05→; +PR 1ZF,1ZM		11.8171-0069.1 250152	ATE
2.0 Cupra R	195	09/09→12/12		→ 10/12; +PR 1LJ		11.8171-0008.1 990049	ATE
				→ 09/09; +PR 1LU		11.8171-0008.1 990049	ATE
				10/09→ 10/12; +PR 1LB		11.8171-0008.1 990049	ATE
				→ 10/12; +PR 1ZE		11.8171-0008.1 990049	ATE
				+PR 1ZF,1ZM; → 10/12		11.8171-0069.1 250152	ATE
2.0 TFSI	136	09/05→05/06		+PR 1LU		11.8171-0008.1 990049	ATE
				+PR 1ZE		11.8171-0008.1 990049	ATE
				+PR 1LJ		11.8171-0008.1 990049	ATE
				+PR 1ZF,1ZM		11.8171-0069.1 250152	ATE
2.0 TFSI	147	05/05→03/09		08/05→; +PR 1ZE		11.8171-0008.1 990049	ATE
				08/05→; +PR 1LU		11.8171-0008.1 990049	ATE
				08/05→; +PR 1LJ		11.8171-0008.1 990049	ATE
				08/05→; +PR 1ZF,1ZM		11.8171-0069.1 250152	ATE
<b>Bremsschlauch</b>							
1.2 TSI	77	02/10→12/12	←	+PR 1ZA,1ZB,1ZE,1ZF; → 10/12	2	24.5143-0564.3 331433	L= 564
1.6 LPG	75	12/09→12/12	←	+PR 1LB; → 10/12	2	83.7849-0502.3 331125	L= 504
1.6 MultiFuel	75	11/10→12/12	←				
1.6 TDI	66	11/10→12/12	→	□; → 10/12		83.7847-0254.3 331233	L= 255
1.6 TDI	77	02/10→12/12	→	□; → 10/12		83.7847-0257.3 331234	L= 255
1.4 16V	63	06/06→12/12	←	+PR 1ZA,1ZB,1ZE,1ZF; → 10/12	2	24.5143-0564.3 331433	L= 564
1.8 TSI	118	06/07→12/12	←	+PR 1LB; → 10/12	2	83.7849-0502.3 331125	L= 504
2.0 Cupra R	195	09/09→12/12	←				
2.0 TDI	125	05/06→12/12	→	→ 10/09	2	24.5204-0233.3 331430	L= 233
2.0 TFSI	155	06/09→12/12	→	□; 11/09→ 10/12		83.7847-0254.3 331233	L= 255
			→	□; 11/09→ 10/12		83.7847-0257.3 331234	L= 255
1.4 TSI	92	11/07→12/12	←	+PR 1ZA,1ZB,1ZE,1ZF; → 10/12	2	24.5143-0564.3 331433	L= 564
			←	+PR 1LB; → 10/12	2	83.7849-0502.3 331125	L= 504
			→	→ 10/09	2	24.5204-0233.3 331430	L= 233
			→	□; 12/09→ 10/12		83.7847-0254.3 331233	L= 255
			→	□; 12/09→ 10/12		83.7847-0257.3 331234	L= 255
1.6	75	07/05→12/12	←	08/05→; +PR 1ZA,1ZB,1ZE,1ZF; → 10/12	2	24.5143-0564.3 331433	L= 564
			←	08/05→; +PR 1LB; → 10/12	2	83.7849-0502.3 331125	L= 504
↓							

### SEAT - LEON (1P1) 05/05→12/13

#### Bremsschlauch

1.6	75	07/05→12/12	➔	08/05→ 10/09	2	24.5204-0233.3	331430	L= 233	
1.9 TDI 2.0 TDI 2.0 TFSI	66	06/07→12/10	➔	+PR 1ZA,1ZB,1ZE,1ZF	2	24.5143-0564.3	331433	L= 564	
	103	10/05→10/10	➔	+PR 1LB	2	83.7849-0502.3	331125	L= 504	
	177	11/06→05/11	➔	→ 10/09	2	24.5204-0233.3	331430	L= 233	
				➔	☐; 11/09→		83.7847-0254.3	331233	L= 255
				➔	☐; 11/09→		83.7847-0257.3	331234	L= 255
1.9 TDI 2.0 FSI 2.0 TDI	77	07/05→12/10	➔	08/05→; +PR 1ZA,1ZB,1ZE,1ZF	2	24.5143-0564.3	331433	L= 564	
	110	07/05→05/10	➔	08/05→; +PR 1LB	2	83.7849-0502.3	331125	L= 504	
	100	07/05→05/10	➔	08/05→ 10/09	2	24.5204-0233.3	331430	L= 233	
				➔	☐; 11/09→		83.7847-0254.3	331233	L= 255
				➔	☐; 11/09→		83.7847-0257.3	331234	L= 255
2.0 TDI 16V	103	07/05→12/12	➔	08/05→; +PR 1ZA,1ZB,1ZE,1ZF; → 10/12	2	24.5143-0564.3	331433	L= 564	
			➔	08/05→; +PR 1LB; → 10/12	2	83.7849-0502.3	331125	L= 504	
			➔	08/05→ 10/09	2	24.5204-0233.3	331430	L= 233	
			➔	☐; 11/09→ 10/12		83.7847-0254.3	331233	L= 255	
			➔	☐; 11/09→ 10/12		83.7847-0257.3	331234	L= 255	
2.0 TFSI	136	09/05→05/06	➔	+PR 1ZA,1ZB,1ZE,1ZF	2	24.5143-0564.3	331433	L= 564	
			➔	+PR 1LB	2	83.7849-0502.3	331125	L= 504	
			➔		2	24.5204-0233.3	331430	L= 233	
2.0 TFSI	147	05/05→03/09	➔	08/05→; +PR 1ZA,1ZB,1ZE,1ZF	2	24.5143-0564.3	331433	L= 564	
			➔	08/05→; +PR 1LB	2	83.7849-0502.3	331125	L= 504	
			➔	08/05→	2	24.5204-0233.3	331430	L= 233	

### SEAT - LEON (5F1) 09/12→












#### Bremssattel

1.0 TSI	85	05/15→	➔	☐; +PR 1KD		24.3384-1759.5	240800	TRW Ø 38 - Halter
1.2 TSI	63	12/12→	➔	☐; +PR 1KD		24.3384-1760.5	240801	TRW Ø 38 - Halter ALU
1.2 TSI	77	01/13→						
1.2 TSI	81	04/14→						
1.4 TSI	90	11/12→						
1.4 TSI	92	05/14→						
1.4 TSI	103	09/12→						
1.4 TSI	110	05/14→						
1.6 TDI	66	11/12→						
1.6 TDI	77	11/12→						
1.6 TDI	81	09/13→						
1.8 TSI	132	02/13→						
2.0 Cupra	195	10/13→						
2.0 Cupra	206	10/13→						
2.0 Cupra	213	10/15→						
2.0 Cupra	221	01/17→						
2.0 Cupra R	228	11/17→						
2.0 TDI	81	05/13→						
2.0 TDI	105	05/13→						
2.0 TDI	110	10/12→						
2.0 TDI	135	09/12→						
1.4 TGI	81	02/13→	➔	☐; 10/13→; +PR 1KD		24.3384-1759.5	240800	TRW Ø 38 - Halter
			➔	☐; 10/13→; +PR 1KD		24.3384-1760.5	240801	TRW Ø 38 - Halter ALU
1.6 TDI	85	11/16→	➔	☐; 01/17→; +PR 1KD		24.3384-1759.5	240800	TRW Ø 38 - Halter
			➔	☐; 01/17→; +PR 1KD		24.3384-1760.5	240801	TRW Ø 38 - Halter ALU

### SEAT - LEON Kasten/Schrägheck (5F1) 09/12→












#### Bremssattel








1.0 TSI	85	05/15→	➔	☐; +PR 1KD		24.3384-1759.5	240800	TRW Ø 38 - Halter
1.2 TSI	63	01/13→	➔	☐; +PR 1KD		24.3384-1760.5	240801	TRW Ø 38 - Halter ALU
1.2 TSI	81	04/14→						
1.4 TSI	90	09/12→10/16						
1.4 TSI	103	09/12→10/16						
1.4 TSI	110	05/14→						
1.6 TDI	66	11/12→10/16						
1.6 TDI	77	09/12→10/16						
1.6 TDI	81	09/13→10/16						
1.8 TFSI	132	02/13→						
2.0 Cupra	213	09/15→10/16						
2.0 Cupra	221	01/17→						

	kw			 	! #		
<b>SEAT - LEON Kasten/Schrägheck (5F1) 09/12→</b>							
 <b>Bremssattel</b>							
2.0 TDI	110	10/12→	➡	☐; +PR 1KD	24.3384-1759.5	240800	TRW Ø 38 - Halter
2.0 TDI	135	02/13→	➡	☐; +PR 1KD	24.3384-1760.5	240801	TRW Ø 38 - Halter ALU
1.6 TDI	85	11/16→	➡	☐; 01/17→; +PR 1KD	24.3384-1759.5	240800	TRW Ø 38 - Halter
			➡	☐; 01/17→; +PR 1KD	24.3384-1760.5	240801	TRW Ø 38 - Halter ALU
<b>SEAT - LEON SC (5F5) 01/13→</b>							
 <b>Bremssattel</b>							
1.0 TSI	85	05/15→	➡	☐; +PR 1KD	24.3384-1759.5	240800	TRW Ø 38 - Halter
1.2 TSI	63	01/13→	➡	☐; +PR 1KD	24.3384-1760.5	240801	TRW Ø 38 - Halter ALU
1.2 TSI	77	02/13→					
1.2 TSI	81	05/14→					
1.4 TSI	90	02/13→					
1.4 TSI	92	05/14→					
1.4 TSI	103	02/13→					
1.4 TSI	110	05/14→					
1.6 TDI	66	02/13→					
1.6 TDI	77	02/13→					
1.6 TDI	81	09/13→					
1.8 TSI	132	02/13→					
2.0 Cupra	195	10/13→					
2.0 Cupra	206	10/13→					
2.0 Cupra	213	10/15→					
2.0 Cupra	221	01/17→					
2.0 TDI	105	05/13→					
2.0 TDI	110	02/13→					
2.0 TDI	135	03/13→					
1.6 TDI	85	11/16→	➡	☐; 01/17→; +PR 1KD	24.3384-1759.5	240800	TRW Ø 38 - Halter
			➡	☐; 01/17→; +PR 1KD	24.3384-1760.5	240801	TRW Ø 38 - Halter ALU
2.0 TDI	81	02/13→	➡	☐; 05/13→; +PR 1KD	24.3384-1759.5	240800	TRW Ø 38 - Halter
			➡	☐; 05/13→; +PR 1KD	24.3384-1760.5	240801	TRW Ø 38 - Halter ALU
<b>SEAT - LEON ST (5F8) 08/13→</b>							
 <b>Bremssattel</b>							
1.0 TSI	85	05/15→	➡	☐; +PR 1KD	24.3384-1759.5	240800	TRW Ø 38 - Halter
1.2 TSI	63	11/13→	➡	☐; +PR 1KD	24.3384-1760.5	240801	TRW Ø 38 - Halter ALU
1.2 TSI	77	08/13→					
1.2 TSI	81	05/14→					
1.4 TGI	81	10/13→					
1.4 TSI	90	10/13→					
1.4 TSI	92	05/14→					
1.4 TSI	103	10/13→					
1.4 TSI	110	05/14→					
1.6 TDI	66	11/13→					
1.6 TDI	77	10/13→					
1.6 TDI	81	09/13→					
1.6 TDI 4Drive	77	04/14→					
1.6 TDI 4Drive	81	11/14→					
1.8 TSI	132	10/13→					
1.8 TSI 4Drive	132	11/14→					
2.0 Cupra	195	10/13→					
2.0 Cupra	206	10/13→					
2.0 Cupra	213	10/15→					
2.0 Cupra	221	11/16→					
2.0 Cupra 4Drive	221	11/16→					
2.0 TDI	81	11/13→					
2.0 TDI	105	10/13→					
2.0 TDI	110	10/13→					
2.0 TDI	135	08/13→					
2.0 TDI 4Drive	110	04/14→					
2.0 TDI 4Drive	135	11/14→					
1.6 TDI	85	11/16→	➡	☐; 01/17→; +PR 1KD	24.3384-1759.5	240800	TRW Ø 38 - Halter
			➡	☐; 01/17→; +PR 1KD	24.3384-1760.5	240801	TRW Ø 38 - Halter ALU
<b>SEAT - LEON ST Kasten/Kombi (5F8) 08/13→</b>							
 <b>Bremssattel</b>							
1.0 TSI	85	05/15→	➡	☐; +PR 1KD	24.3384-1759.5	240800	TRW Ø 38 - Halter
1.2 TSI	63	01/13→	➡	☐; +PR 1KD	24.3384-1760.5	240801	TRW Ø 38 - Halter ALU
1.2 TSI	81	05/14→					
1.4 TSI	110	05/14→					
1.6 TDI	81	09/13→					
1.8 TFSI	132	10/13→					
2.0 Cupra	206	10/13→					
2.0 Cupra	221	11/16→					
2.0 Cupra 4Drive	221	11/16→					




























	kw			 	! #		
<b>SEAT - LEON ST Kasten/Kombi (5F8) 08/13→</b>							
 <b>Bremssattel</b>							
2.0 TDI	110	04/13→	➔	☐; +PR 1KD		24.3384-1759.5 240800	TRW Ø 38 - Halter
2.0 TDI	135	08/13→	➔	☐; +PR 1KD		24.3384-1760.5 240801	TRW Ø 38 - Halter ALU
2.0 TDI 4Drive	110	09/14→	➔	☐; +PR 1KD			
2.0 TDI 4Drive	135	10/14→	➔	☐; +PR 1KD			
1.6 TDI	85	11/16→	➔	☐; 01/17→; +PR 1KD		24.3384-1759.5 240800	TRW Ø 38 - Halter
			➔	☐; 01/17→; +PR 1KD		24.3384-1760.5 240801	TRW Ø 38 - Halter ALU
<b>SEAT - Mii (KF1) 10/11→</b>							
 <b>Bremssattel</b>							
1.0	44	10/11→	➔	☐; 05/12→		11.9541-9549.2 220575	ATE Ø 54 - Halter
1.0	55	10/11→	➔	☐; 05/12→		11.9541-9550.2 220576	ATE Ø 54 - Halter
1.0 EcoFuel	50	11/12→	➔	☐		11.9541-9549.2 220575	ATE Ø 54 - Halter
			➔	☐		11.9541-9550.2 220576	ATE Ø 54 - Halter
 <b>Bremsschlauch</b>							
1.0	44	10/11→	➔	05/12→	2	24.5143-0515.3 331564	L= 515
1.0	55	10/11→	➔				
1.0 EcoFuel	50	11/12→	➔		2	24.5143-0515.3 331564	L= 515
<b>SEAT - TOLEDO I (1L) 01/91→10/99</b>							
 <b>Bremssattel</b>							
1.6 i	54	05/91→03/99	➔	☐; 09/96→ 09/98; +PR 1LY,1ZK		24.3541-1609.5 240039	TRW Ø 54 - Halter
1.6 i	55	01/93→03/99	➔	☐; 09/96→ 09/98; +PR 1LY,1ZK		24.3541-1610.5 240040	TRW Ø 54 - Halter
1.9 D	47	12/95→03/99	➔	☐; 09/96→ 09/98; +PR 1LY,1ZK			
1.9 D	50	05/91→03/99	➔	☐; 09/96→ 09/98; +PR 1LD,1LV		24.3541-1731.5 240061	TRW Ø 54 - Halter
1.9 TD	55	05/91→03/99	➔	☐; 09/96→ 09/98; +PR 1LD,1LV		24.3541-1732.5 240062	TRW Ø 54 - Halter
			➔	☐; 09/96→ 09/98; +PR 1KD,1KK		24.3384-1707.5 240171	TRW Ø 38 - Halter
			➔	☐; 09/96→ 09/98; +PR 1KD,1KK		24.3384-1708.5 240172	TRW Ø 38 - Halter
1.6 i	74	11/96→03/99	➔	☐; → 09/98; +PR 1LY,1ZK		24.3541-1609.5 240039	TRW Ø 54 - Halter
1.9 TDI	81	11/96→03/99	➔	☐; → 09/98; +PR 1LY,1ZK		24.3541-1610.5 240040	TRW Ø 54 - Halter
			➔	☐; → 09/98; +PR 1LD,1LV		24.3541-1731.5 240061	TRW Ø 54 - Halter
			➔	☐; → 09/98; +PR 1LD,1LV		24.3541-1732.5 240062	TRW Ø 54 - Halter
			➔	☐; → 09/98; +PR 1KD,1KK		24.3384-1707.5 240171	TRW Ø 38 - Halter
			➔	☐; → 09/98; +PR 1KD,1KK		24.3384-1708.5 240172	TRW Ø 38 - Halter
1.8 16V	92	05/91→03/99	➔	☐; 09/91→ 03/94		24.3541-1609.5 240039	TRW Ø 54 - Halter
1.8 16V	98	05/91→03/99	➔	☐; 09/91→ 03/94		24.3541-1610.5 240040	TRW Ø 54 - Halter
			➔	☐; 09/91→ 03/94		24.3384-1603.5 240015	TRW Ø 38 - Halter
			➔	☐; 09/91→ 03/94		24.3384-1604.5 240016	TRW Ø 38 - Halter
1.8 i	65	05/91→12/96	➔	☐; 09/96→; +PR 1LY,1ZK		24.3541-1609.5 240039	TRW Ø 54 - Halter
1.8 i	66	11/93→12/96	➔	☐; 09/96→; +PR 1LY,1ZK		24.3541-1610.5 240040	TRW Ø 54 - Halter
			➔	☐; 09/96→; +PR 1LD,1LV		24.3541-1731.5 240061	TRW Ø 54 - Halter
			➔	☐; 09/96→; +PR 1LD,1LV		24.3541-1732.5 240062	TRW Ø 54 - Halter
			➔	☐; 09/96→; +PR 1KD,1KK		24.3384-1707.5 240171	TRW Ø 38 - Halter
			➔	☐; 09/96→; +PR 1KD,1KK		24.3384-1708.5 240172	TRW Ø 38 - Halter
1.9 TDI	66	08/95→03/99	➔	☐; → 08/96		24.3541-1609.5 240039	TRW Ø 54 - Halter
			➔	☐; 09/96→ 09/98; +PR 1LY,1ZK		24.3541-1609.5 240039	TRW Ø 54 - Halter
			➔	☐; 09/96→ 09/98; +PR 1LY,1ZK		24.3541-1610.5 240040	TRW Ø 54 - Halter
			➔	☐; → 08/96		24.3541-1610.5 240040	TRW Ø 54 - Halter
			➔	☐; 09/96→ 09/98; +PR 1LD,1LV		24.3541-1731.5 240061	TRW Ø 54 - Halter
			➔	☐; 09/96→ 09/98; +PR 1LD,1LV		24.3541-1732.5 240062	TRW Ø 54 - Halter
			➔	☐; → 08/96		24.3384-1707.5 240171	TRW Ø 38 - Halter
			➔	☐; 09/96→ 09/98; +PR 1KD,1KK		24.3384-1707.5 240171	TRW Ø 38 - Halter
			➔	☐; → 08/96		24.3384-1708.5 240172	TRW Ø 38 - Halter
			➔	☐; 09/96→ 09/98; +PR 1KD,1KK		24.3384-1708.5 240172	TRW Ø 38 - Halter
2.0 i	85	05/91→03/99	➔	☐; 09/91→ 08/96		24.3541-1609.5 240039	TRW Ø 54 - Halter
			➔	☐; 09/96→ 09/98; +PR 1LY,1ZK		24.3541-1609.5 240039	TRW Ø 54 - Halter
			➔	☐; 09/96→ 09/98; +PR 1LY,1ZK		24.3541-1610.5 240040	TRW Ø 54 - Halter

	kw			 	! #		
<b>SEAT - TOLEDO I (1L) 01/91→10/99</b>							
<b>Bremssattel</b>							
2.0 i	85	05/91→03/99	←	☐; 09/91→ 08/96	24.3541-1610.5	240040	TRW Ø 54 - Halter
			←	☐; 09/96→ 09/98; +PR 1LD,1LV	24.3541-1731.5	240061	TRW Ø 54 - Halter
			←	☐; 09/96→ 09/98; +PR 1LD,1LV	24.3541-1732.5	240062	TRW Ø 54 - Halter
			→	☐; 09/91→; → 1L-ZD328000	24.3384-1603.5	240015	TRW Ø 38 - Halter
			→	☐; 09/91→; → 1L-ZD328000	24.3384-1604.5	240016	TRW Ø 38 - Halter
			→	☐; → 08/96; 1L-ZD328001→	24.3384-1707.5	240171	TRW Ø 38 - Halter
			→	☐; 09/96→ 09/98; +PR 1KD,1KK	24.3384-1707.5	240171	TRW Ø 38 - Halter
			→	☐; → 08/96; 1L-ZD328001→	24.3384-1708.5	240172	TRW Ø 38 - Halter
			→	☐; 09/96→ 09/98; +PR 1KD,1KK	24.3384-1708.5	240172	TRW Ø 38 - Halter
2.0 i 16V	110	11/93→03/99	←	☐; 09/96→ 09/98; +PR 1LY,1ZK	24.3541-1609.5	240039	TRW Ø 54 - Halter
			←	☐; 09/96→ 09/98; +PR 1LY,1ZK	24.3541-1610.5	240040	TRW Ø 54 - Halter
			←	☐; 09/96→ 09/98; +PR 1LD,1LV	24.3541-1731.5	240061	TRW Ø 54 - Halter
			←	☐; 03/94→ 08/96	24.3541-1731.5	240061	TRW Ø 54 - Halter
			←	☐; 03/94→ 08/96	24.3541-1732.5	240062	TRW Ø 54 - Halter
			←	☐; 09/96→ 09/98; +PR 1LD,1LV	24.3541-1732.5	240062	TRW Ø 54 - Halter
			→	☐; 03/94→ 08/96	24.3384-1707.5	240171	TRW Ø 38 - Halter
			→	☐; 09/96→ 09/98; +PR 1KD,1KK	24.3384-1707.5	240171	TRW Ø 38 - Halter
			→	☐; 09/96→ 09/98; +PR 1KD,1KK	24.3384-1708.5	240172	TRW Ø 38 - Halter
			→	☐; 03/94→ 08/96	24.3384-1708.5	240172	TRW Ø 38 - Halter
<b>Führungshülzensatz, Bremssattel</b>							
1.6 i 1.9 D 1.9 TD	54 50 55	05/91→03/99 05/91→03/99 05/91→03/99	←	09/96→ 09/98; +PR 1LG,1LK,1LM	11.0101-4801.2	260006	ATE
					24.0102-4801.2	260085	ATE
			←	09/91→ 08/96	11.0101-4801.2	260006	ATE
					24.0102-4801.2	260085	ATE
			←	09/96→ 09/98; +PR 1LY,1ZK	11.0101-5403.2	260010	TRW
1.6 i 1.9 D	55 47	01/93→03/99 12/95→03/99	←	09/96→ 09/98; +PR 1LG,1LK,1LM	11.0101-4801.2	260006	ATE
					24.0102-4801.2	260085	ATE
			←	→ 08/96	11.0101-4801.2	260006	ATE
					24.0102-4801.2	260085	ATE
			←	09/96→ 09/98; +PR 1LY,1ZK	11.0101-5403.2	260010	TRW
1.6 i 1.9 TDI	74 81	11/96→03/99 11/96→03/99	←	→ 09/98; +PR 1LG,1LK,1LM	11.0101-4801.2	260006	ATE
					24.0102-4801.2	260085	ATE
			←	→ 09/98; +PR 1LY,1ZK	11.0101-5403.2	260010	TRW
1.8 16V 1.8 16V	92 98	05/91→03/99 05/91→03/99	←	→ 09/98; +PR 1LD,1LV	11.0101-5403.2	260010	TRW
			←	→ 09/98; +PR 1LD,1LV	11.0101-5403.2	260010	TRW
1.8 i	65	05/91→12/96	←	09/96→; +PR 1LG,1LK,1LM	11.0101-4801.2	260006	ATE
					24.0102-4801.2	260085	ATE
			←	09/91→ 08/96	11.0101-4801.2	260006	ATE
					24.0102-4801.2	260085	ATE
			←	09/96→; +PR 1LY,1ZK	11.0101-5403.2	260010	TRW
1.8 i	66	11/93→12/96	←	09/96→; +PR 1LD,1LV	11.0101-5403.2	260010	TRW
			←	→ 08/96	11.0101-4801.2	260006	ATE
					24.0102-4801.2	260085	ATE
			←	09/96→; +PR 1LG,1LK,1LM	11.0101-4801.2	260006	ATE
1.9 TDI	66	08/95→03/99	←	09/96→; +PR 1LY,1ZK	11.0101-5403.2	260010	TRW
			←	09/96→; +PR 1LD,1LV	11.0101-5403.2	260010	TRW
			←	→ 08/96	11.0101-4801.2	260006	ATE
					24.0102-4801.2	260085	ATE
			←	09/96→ 09/98; +PR 1LY,1ZK	11.0101-5403.2	260010	TRW
↓							










	kw			 	! #				
<b>SEAT - TOLEDO I (1L) 01/91→10/99</b>									
<b>Führungshülzensatz, Bremsattel</b>									
1.9 TDI	66	08/95→03/99	➡	→ 08/96		11.0101-5403.2 260010	TRW		
2.0 i	85	05/91→03/99	←	09/96→ 09/98; +PR 1LG,1LK,1LM		11.0101-4801.2 260006	ATE		
						24.0102-4801.2 260085	ATE		
			←	09/96→ 09/98; +PR 1LD,1LV		11.0101-5403.2 260010	TRW		
			←	09/96→ 09/98; +PR 1LY,1ZK		11.0101-5403.2 260010	TRW		
			←	09/91→ 08/96		11.0101-5403.2 260010	TRW		
		➡	→ 08/96; 1L-ZD328001→		11.0101-5403.2 260010	TRW			
2.0 i 16V	110	11/93→03/99	←	09/96→ 09/98; +PR 1LG,1LK,1LM		11.0101-4801.2 260006	ATE		
						24.0102-4801.2 260085	ATE		
			←	09/96→ 09/98; +PR 1LD,1LV		11.0101-5403.2 260010	TRW		
			←	09/96→ 09/98; +PR 1LY,1ZK		11.0101-5403.2 260010	TRW		
			←	03/94→ 08/96		11.0101-5403.2 260010	TRW		
		➡	03/94→ 08/96		11.0101-5403.2 260010	TRW			
<b>Dichtungssatz, Bremsattel</b>									
1.6 i	54	05/91→03/99		09/96→ 09/98; +PR 1LG,1LK,1LM		11.0441-4808.2 250022	ATE		
1.9 D	50	05/91→03/99	←	09/91→ 08/96		11.0441-4808.2 250022	ATE		
1.9 TD	55	05/91→03/99							
1.6 i	55	01/93→03/99		09/96→ 09/98; +PR 1LG,1LK,1LM		11.0441-4808.2 250022	ATE		
			47	12/95→03/99	←	→ 08/96		11.0441-4808.2 250022	ATE
1.6 i	74	11/96→03/99		→ 09/98; +PR 1LG,1LK,1LM		11.0441-4808.2 250022	ATE		
1.9 TDI	81	11/96→03/99							
1.8 i	65	05/91→12/96		09/96→; +PR 1LG,1LK,1LM		11.0441-4808.2 250022	ATE		
					←	09/91→ 08/96		11.0441-4808.2 250022	ATE
1.8 i	66	11/93→12/96		09/96→; +PR 1LG,1LK,1LM		11.0441-4808.2 250022	ATE		
					←	→ 08/96		11.0441-4808.2 250022	ATE
1.9 TDI	66	08/95→03/99		09/96→ 09/98; +PR 1LG,1LK,1LM		11.0441-4808.2 250022	ATE		
2.0 i	85	05/91→03/99							
2.0 i 16V	110	11/93→03/99							
<b>Zubehörsatz, Bremsattel</b>									
1.6 i	54	05/91→03/99		09/96→ 09/98; +PR 1KD,1KK		24.0101-3601.2 260044	TRW		
1.6 i	55	01/93→03/99							
1.9 D	47	12/95→03/99							
1.9 D	50	05/91→03/99							
1.9 TD	55	05/91→03/99							
1.6 i	74	11/96→03/99		→ 09/98; +PR 1KD,1KK		24.0101-3601.2 260044	TRW		
1.9 TDI	81	11/96→03/99							
1.8 16V	92	05/91→03/99	➡	09/91→ 03/94		24.0101-3601.2 260044	TRW		
1.8 16V	98	05/91→03/99							
1.8 i	65	05/91→12/96		09/96→; +PR 1KD,1KK		24.0101-3601.2 260044	TRW		
1.8 i	66	11/93→12/96							
1.9 TDI	66	08/95→03/99		09/96→ 09/98; +PR 1KD,1KK		24.0101-3601.2 260044	TRW		
					➡	→ 08/96		24.0101-3601.2 260044	TRW
2.0 i	85	05/91→03/99		09/96→ 09/98; +PR 1KD,1KK		24.0101-3601.2 260044	TRW		
					➡	→ 08/96; 1L-ZD328001→		24.0101-3601.2 260044	TRW
					➡	09/91→; → 1L-ZD328000		24.0101-3601.2 260044	TRW
2.0 i 16V	110	11/93→03/99		09/96→ 09/98; +PR 1KD,1KK		24.0101-3601.2 260044	TRW		
					➡	03/94→ 08/96		24.0101-3601.2 260044	TRW
<b>Bremsschlauch</b>									
1.6 i	54	05/91→03/99	←	09/91→; → 1L-ZD342000	2	24.5170-0315.3 331309	L= 315		
1.9 D	50	05/91→03/99	←	→ 09/98; 1L-ZD342001→	2	83.6113-0321.3 330621	L= 320		
1.9 TD	55	05/91→03/99							
			➡	09/91→ 09/98	2	24.5201-0164.3 331414	L= 164		
1.6 i	55	01/93→03/99	←	→ 1L-ZD342000	2	24.5170-0315.3 331309	L= 315		
1.6 i	74	11/96→03/99							
1.9 D	47	12/95→03/99	←	→ 09/98; 1L-ZD342001→	2	83.6113-0321.3 330621	L= 320		
1.9 TDI	66	08/95→03/99	➡	→ 09/98	2	24.5201-0164.3 331414	L= 164		
1.9 TDI	81	11/96→03/99							
1.8 16V	92	05/91→03/99	←	→ 03/94; 1L-ZD342001→	2	83.6113-0321.3 330621	L= 320		
			98	05/91→03/99					
			←	09/91→; → 1L-ZD342000	2	83.6225-0287.3 330735	L= 285		
			➡	09/91→ 03/94	2	24.5170-0161.3 331308	L= 161		
1.8 i	65	05/91→12/96	←	09/91→; → 1L-ZD342000	2	24.5170-0315.3 331309	L= 315		
					←	1L-ZD342001→	2	83.6113-0321.3 330621	L= 320
↓									









	kw			 	! #		
<b>SEAT - TOLEDO I (1L) 01/91→10/99</b>							
 <b>Bremsschlauch</b>							
1.8 i	65	05/91→12/96	➔	09/91→	2	24.5201-0164.3 331414	L= 164
1.8 i	66	11/93→12/96	➔	→ 1L-ZD342000	2	24.5170-0315.3 331309	L= 315
			➔	1L-ZD342001→	2	83.6113-0321.3 330621	L= 320
			➔		2	24.5201-0164.3 331414	L= 164
2.0 i	85	05/91→03/99	➔	→ 09/98; 1L-ZD342001→	2	83.6113-0321.3 330621	L= 320
			➔	09/91→; → 1L-ZD342000	2	83.6225-0287.3 330735	L= 285
			➔	09/91→ 09/98	2	24.5170-0161.3 331308	L= 161
2.0 i 16V	110	11/93→03/99	➔	→ 09/98; 1L-ZD342001→	2	83.6113-0321.3 330621	L= 320
			➔	03/94→; → 1L-ZD342000	2	83.6225-0287.3 330735	L= 285
			➔	03/94→ 09/98	2	24.5170-0161.3 331308	L= 161
<b>SEAT - TOLEDO II (1M2) 10/98→05/06</b>							
 <b>Bremssattel</b>							
1.4 16V	55	01/00→05/02	➔	☐; +PR 1LQ,1LR,1LS		11.9541-9549.2 220575	ATE Ø 54 - Halter
			➔	☐; +PR 1LQ,1LR,1LS		11.9541-9550.2 220576	ATE Ø 54 - Halter
			➔	☐; +PR 1LJ,1ZQ		11.9541-9595.2 220501	ATE Ø 54 - Halter
			➔	☐; +PR 1LJ,1ZQ		11.9541-9596.2 220502	ATE Ø 54 - Halter
			➔	☐; +PR 1LN,1LE,1ZE,1ZH		24.3541-8523.5 240551	ATE Ø 54 - Halter
			➔	☐; +PR 1LN,1LE,1ZE,1ZH		24.3541-8524.5 240552	ATE Ø 54 - Halter
			➔	☐; → 1M-Y-006500; +PR 1KP		24.3384-1723.5 240842	TRW Ø 38 - Halter
			➔	☐; → 1M-Y-006500; +PR 1KP		24.3384-1724.5 240843	TRW Ø 38 - Halter
			➔	☐; 1M-Y-006501→; +PR 1KK,1KQ		24.3384-1729.5 240816	TRW Ø 38 - Halter
			➔	☐; 1M-Y-006501→; +PR 1KK,1KQ		24.3384-1730.5 240817	TRW Ø 38 - Halter
			➔	☐; +PR 1KY,2EE		24.3384-1745.5 240848	TRW Ø 38 - Halter
			➔	☐; +PR 1KY,2EE		24.3384-1746.5 240849	TRW Ø 38 - Halter
			➔	☐; 1M-Y-006501→; +PR 1KP		24.3414-1705.5 240832	TRW Ø 41 - Halter
1.6 1.8 20V 1.9 TDI 2.3 V5 2.3 V5 20V	74 92 110 110 125	10/98→07/04 10/98→07/04 10/00→07/04 10/98→11/00 09/00→11/03	➔	☐; +PR 1LQ,1LR,1LS		11.9541-9549.2 220575	ATE Ø 54 - Halter
			➔	☐; +PR 1LQ,1LR,1LS		11.9541-9550.2 220576	ATE Ø 54 - Halter
			➔	☐; +PR 1LJ,1ZQ		11.9541-9595.2 220501	ATE Ø 54 - Halter
			➔	☐; +PR 1LJ,1ZQ		11.9541-9596.2 220502	ATE Ø 54 - Halter
			➔	☐; +PR 1LN,1LE,1ZE,1ZH		24.3541-8523.5 240551	ATE Ø 54 - Halter
			➔	☐; +PR 1LN,1LE,1ZE,1ZH		24.3541-8524.5 240552	ATE Ø 54 - Halter
			➔	☐; 1M-Y-006501→; +PR 1KK,1KQ		24.3384-1729.5 240816	TRW Ø 38 - Halter
			➔	☐; 1M-Y-006501→; +PR 1KK,1KQ		24.3384-1730.5 240817	TRW Ø 38 - Halter
			➔	☐; +PR 1KY,2EE		24.3384-1745.5 240848	TRW Ø 38 - Halter
			➔	☐; +PR 1KY,2EE		24.3384-1746.5 240849	TRW Ø 38 - Halter
			➔	☐; → 1M-Y-006500; +PR 1KP		24.3414-1703.5 240830	TRW Ø 41 - Halter
			➔	☐; → 1M-Y-006500; +PR 1KP		24.3414-1704.5 240831	TRW Ø 41 - Halter
			➔	☐; 1M-Y-006501→; +PR 1KP		24.3414-1705.5 240832	TRW Ø 41 - Halter
1.6	75	08/05→05/06	➔	☐; +PR 1KY,2EE		24.3384-1745.5 240848	TRW Ø 38 - Halter
			➔	☐; +PR 1KY,2EE		24.3384-1746.5 240849	TRW Ø 38 - Halter
			➔	☐; → 1M-Y-006500; +PR 1KP		24.3414-1703.5 240830	TRW Ø 41 - Halter
			➔	☐; → 1M-Y-006500; +PR 1KP		24.3414-1704.5 240831	TRW Ø 41 - Halter
1.6 16V 1.9 TDI	77 96	06/00→05/06 05/03→05/06	➔	☐; → 09/04; +PR 1LQ,1LR,1LS		11.9541-9549.2 220575	ATE Ø 54 - Halter
			➔	☐; → 09/04; +PR 1LQ,1LR,1LS		11.9541-9550.2 220576	ATE Ø 54 - Halter
			➔	☐; → 09/04; +PR 1LJ,1ZQ		11.9541-9595.2 220501	ATE Ø 54 - Halter
			➔	☐; → 09/04; +PR 1LJ,1ZQ		11.9541-9596.2 220502	ATE Ø 54 - Halter
			➔	☐; → 09/04; +PR 1LN,1LE,1ZE,1ZH		24.3541-8523.5 240551	ATE Ø 54 - Halter
			➔	☐; → 09/04; +PR 1LN,1LE,1ZE,1ZH		24.3541-8524.5 240552	ATE Ø 54 - Halter
			➔	☐; 1M-Y-006501→; → 09/04; +PR 1KK,1KQ		24.3384-1729.5 240816	TRW Ø 38 - Halter
			➔	☐; 1M-Y-006501→; → 09/04; +PR 1KK,1KQ		24.3384-1730.5 240817	TRW Ø 38 - Halter
➔	☐; → 09/04; +PR 1KY,2EE		24.3384-1745.5 240848	TRW Ø 38 - Halter			








	kw			 	! #				
<b>SEAT - TOLEDO II (1M2) 10/98→05/06</b>									
<b>Bremssattel</b>									
1.6 16V 1.9 TDI	77 96	06/00→05/06 05/03→05/06	➡	☐; → 09/04; +PR 1KY,2EE	24.3384-1746.5	240849	TRW Ø 38 - Halter		
			➡	☐; → 1M-Y-006500; +PR 1KP	24.3414-1703.5	240830	TRW Ø 41 - Halter		
			➡	☐; → 1M-Y-006500; +PR 1KP	24.3414-1704.5	240831	TRW Ø 41 - Halter		
			➡	☐; 1M-Y-006501→; → 09/04; +PR 1KP	24.3414-1705.5	240832	TRW Ø 41 - Halter		
1.8 20VT	132	09/00→07/04	←	☐; 05/01→; +PR 1LQ,1LR,1LS	11.9541-9549.2	220575	ATE Ø 54 - Halter		
			←	☐; 05/01→; +PR 1LQ,1LR,1LS	11.9541-9550.2	220576	ATE Ø 54 - Halter		
			←	☐; 05/01→; +PR 1LJ,1ZQ	11.9541-9595.2	220501	ATE Ø 54 - Halter		
			←	☐; 05/01→; +PR 1LJ,1ZQ	11.9541-9596.2	220502	ATE Ø 54 - Halter		
			←	☐; 05/01→; +PR 1LN,1LE,1ZE,1ZH	24.3541-8523.5	240551	ATE Ø 54 - Halter		
			←	☐; 05/01→; +PR 1LN,1LE,1ZE,1ZH	24.3541-8524.5	240552	ATE Ø 54 - Halter		
			➡	☐; 1M-Y-006501→; +PR 1KK,1KQ	24.3384-1729.5	240816	TRW Ø 38 - Halter		
			➡	☐; 1M-Y-006501→; +PR 1KK,1KQ	24.3384-1730.5	240817	TRW Ø 38 - Halter		
			➡	☐; 05/01→; +PR 1KY,2EE	24.3384-1745.5	240848	TRW Ø 38 - Halter		
			➡	☐; 05/01→; +PR 1KY,2EE	24.3384-1746.5	240849	TRW Ø 38 - Halter		
			➡	☐; 05/01→; → 1M-Y-006500; +PR 1KP	24.3414-1703.5	240830	TRW Ø 41 - Halter		
			➡	☐; 05/01→; → 1M-Y-006500; +PR 1KP	24.3414-1704.5	240831	TRW Ø 41 - Halter		
			➡	☐; 1M-Y-006501→; +PR 1KP	24.3414-1705.5	240832	TRW Ø 41 - Halter		
			1.9 TDI	66	03/99→07/04	←	☐; +PR 1LQ,1LR,1LS	11.9541-9549.2	220575
←	☐; +PR 1LQ,1LR,1LS	11.9541-9550.2				220576	ATE Ø 54 - Halter		
←	☐; 04/99→; +PR 1ZQ	11.9541-9595.2				220501	ATE Ø 54 - Halter		
←	☐; 04/99→; +PR 1ZQ	11.9541-9596.2				220502	ATE Ø 54 - Halter		
←	☐; 04/99→; +PR 1LN,1LE,1ZE,1ZH	24.3541-8523.5				240551	ATE Ø 54 - Halter		
←	☐; 04/99→; +PR 1LN,1LE,1ZE,1ZH	24.3541-8524.5				240552	ATE Ø 54 - Halter		
➡	☐; 1M-Y-006501→; +PR 1KK,1KQ	24.3384-1729.5				240816	TRW Ø 38 - Halter		
➡	☐; 1M-Y-006501→; +PR 1KK,1KQ	24.3384-1730.5				240817	TRW Ø 38 - Halter		
➡	☐; 04/99→; +PR 1KY,2EE	24.3384-1745.5				240848	TRW Ø 38 - Halter		
➡	☐; 04/99→; +PR 1KY,2EE	24.3384-1746.5				240849	TRW Ø 38 - Halter		
➡	☐; → 1M-Y-006500; +PR 1KP	24.3414-1703.5				240830	TRW Ø 41 - Halter		
➡	☐; → 1M-Y-006500; +PR 1KP	24.3414-1704.5				240831	TRW Ø 41 - Halter		
➡	☐; 1M-Y-006501→; +PR 1KP	24.3414-1705.5				240832	TRW Ø 41 - Halter		
1.9 TDI	81	10/98→07/04				←	☐; +PR 1LQ,1LR,1LS	11.9541-9549.2	220575
			←	☐; +PR 1LQ,1LR,1LS	11.9541-9550.2	220576	ATE Ø 54 - Halter		
			←	☐; +PR 1ZQ	11.9541-9595.2	220501	ATE Ø 54 - Halter		
			←	☐; +PR 1ZQ	11.9541-9596.2	220502	ATE Ø 54 - Halter		
			←	☐; +PR 1LN,1LE,1ZE,1ZH	24.3541-8523.5	240551	ATE Ø 54 - Halter		
			←	☐; +PR 1LN,1LE,1ZE,1ZH	24.3541-8524.5	240552	ATE Ø 54 - Halter		
			➡	☐; 1M-Y-006501→; +PR 1KK,1KQ	24.3384-1729.5	240816	TRW Ø 38 - Halter		
			➡	☐; 1M-Y-006501→; +PR 1KK,1KQ	24.3384-1730.5	240817	TRW Ø 38 - Halter		
			➡	☐; +PR 1KY,2EE	24.3384-1745.5	240848	TRW Ø 38 - Halter		
			➡	☐; +PR 1KY,2EE	24.3384-1746.5	240849	TRW Ø 38 - Halter		
			➡	☐; → 1M-Y-006500; +PR 1KP	24.3414-1703.5	240830	TRW Ø 41 - Halter		
			➡	☐; → 1M-Y-006500; +PR 1KP	24.3414-1704.5	240831	TRW Ø 41 - Halter		
			➡	☐; 1M-Y-006501→; +PR 1KP	24.3414-1705.5	240832	TRW Ø 41 - Halter		
			<b>Halter, Bremssattel</b>						
1.4 16V 1.6 1.8 20V 1.9 TDI 2.3 V5 2.3 V5 20V	55 74 92 110 110 125	01/00→05/02 10/98→07/04 10/98→07/04 10/00→07/04 10/98→11/00 09/00→11/03	←	+PR 1LJ,1ZQ	2	11.0230-0451.1	260130	ATE	
			←	+PR 1LN,1LE,1ZE,1ZH	2	11.8170-0306.1	260102	ATE	
			←						
			←						
			←						
1.6 16V 1.9 TDI	77 96	06/00→05/06 05/03→05/06	←	→ 09/04; +PR 1LJ,1ZQ	2	11.0230-0451.1	260130	ATE	
			←	→ 09/04; +PR 1LN,1LE,1ZE,1ZH	2	11.8170-0306.1	260102	ATE	
1.8 20VT	132	09/00→07/04	←	05/01→; +PR 1LJ,1ZQ	2	11.0230-0451.1	260130	ATE	
			←	05/01→; +PR 1LN,1LE,1ZE,1ZH	2	11.8170-0306.1	260102	ATE	
↓									










	kw			 	! #			
<b>SEAT - TOLEDO II (1M2) 10/98→05/06</b>								
<b>Halter, Bremssattel</b>								
1.9 TDI	66	03/99→07/04	←	04/99→; +PR 1ZQ	2	11.0230-0451.1	260130	ATE
			←	04/99→; +PR 1LN,1LE,1ZE,1ZH	2	11.8170-0306.1	260102	ATE
1.9 TDI	81	10/98→07/04	←	+PR 1ZQ	2	11.0230-0451.1	260130	ATE
			←	+PR 1LN,1LE,1ZE,1ZH	2	11.8170-0306.1	260102	ATE
<b>Feder, Bremssattel</b>								
1.4 16V	55	01/00→05/02		+PR 1LN,1LE,1ZE,1ZH	2	11.8116-0143.1	390513	ATE
1.6	74	10/98→07/04		+PR 1LJ,1ZQ	2	11.8116-0143.1	390513	ATE
1.8 20V	92	10/98→07/04						
1.9 TDI	110	10/00→07/04						
2.3 V5	110	10/98→11/00						
2.3 V5 20V	125	09/00→11/03						
1.6 16V	77	06/00→05/06		→ 09/04; +PR 1LJ,1ZQ	2	11.8116-0143.1	390513	ATE
1.9 TDI	96	05/03→05/06		→ 09/04; +PR 1LN,1LE,1ZE,1ZH	2	11.8116-0143.1	390513	ATE
1.8 20VT	132	09/00→07/04		05/01→; +PR 1LJ,1ZQ	2	11.8116-0143.1	390513	ATE
				05/01→; +PR 1LN,1LE,1ZE,1ZH	2	11.8116-0143.1	390513	ATE
1.9 TDI	66	03/99→07/04		04/99→; +PR 1LN,1LE,1ZE,1ZH	2	11.8116-0143.1	390513	ATE
				04/99→; +PR 1ZQ	2	11.8116-0143.1	390513	ATE
1.9 TDI	81	10/98→07/04		+PR 1ZQ	2	11.8116-0143.1	390513	ATE
				+PR 1LN,1LE,1ZE,1ZH	2	11.8116-0143.1	390513	ATE
<b>Führungshülzensatz, Bremssattel</b>								
1.4 16V	55	01/00→05/02	←	+PR 1LJ,1ZQ		11.0101-5409.2	260035	ATE
1.6	74	10/98→07/04	←	+PR 1LN,1LE,1ZE,1ZH		11.0101-5409.2	260035	ATE
1.8 20V	92	10/98→07/04	←	+PR 1LQ,1LR,1LS		11.0101-5409.2	260035	ATE
1.9 TDI	110	10/00→07/04	←			11.0101-5409.2	260035	ATE
2.3 V5	110	10/98→11/00						
2.3 V5 20V	125	09/00→11/03						
1.6 16V	77	06/00→05/06	←	→ 09/04; +PR 1LJ,1ZQ		11.0101-5409.2	260035	ATE
1.9 TDI	96	05/03→05/06	←	→ 09/04; +PR 1LQ,1LR,1LS		11.0101-5409.2	260035	ATE
			←	→ 09/04; +PR 1LN,1LE,1ZE,1ZH		11.0101-5409.2	260035	ATE
1.8 20VT	132	09/00→07/04	←	05/01→; +PR 1LQ,1LR,1LS		11.0101-5409.2	260035	ATE
			←	05/01→; +PR 1LJ,1ZQ		11.0101-5409.2	260035	ATE
			←	05/01→; +PR 1LN,1LE,1ZE,1ZH		11.0101-5409.2	260035	ATE
1.9 TDI	66	03/99→07/04	←	04/99→; +PR 1LN,1LE,1ZE,1ZH		11.0101-5409.2	260035	ATE
			←	04/99→; +PR 1ZQ		11.0101-5409.2	260035	ATE
			←	+PR 1LQ,1LR,1LS		11.0101-5409.2	260035	ATE
1.9 TDI	81	10/98→07/04	←	+PR 1LN,1LE,1ZE,1ZH		11.0101-5409.2	260035	ATE
			←	+PR 1LQ,1LR,1LS		11.0101-5409.2	260035	ATE
			←	+PR 1ZQ		11.0101-5409.2	260035	ATE
<b>Führungsbolzen, Bremssattel</b>								
1.4 16V	55	01/00→05/02		+PR 1LJ,1ZQ		11.8171-0008.1	990049	ATE
1.6	74	10/98→07/04	←	+PR 1LN,1LE,1ZE,1ZH		11.8171-0008.1	990049	ATE
1.8 20V	92	10/98→07/04	←	+PR 1LQ,1LR,1LS		11.8171-0069.1	250152	ATE
1.9 TDI	110	10/00→07/04	←			11.8171-0069.1	250152	ATE
2.3 V5	110	10/98→11/00						
2.3 V5 20V	125	09/00→11/03						
1.6 16V	77	06/00→05/06		→ 09/04; +PR 1LJ,1ZQ		11.8171-0008.1	990049	ATE
1.9 TDI	96	05/03→05/06	←	→ 09/04; +PR 1LN,1LE,1ZE,1ZH		11.8171-0008.1	990049	ATE
			←	→ 09/04; +PR 1LQ,1LR,1LS		11.8171-0069.1	250152	ATE
1.8 20VT	132	09/00→07/04		05/01→; +PR 1LJ,1ZQ		11.8171-0008.1	990049	ATE
			←	05/01→; +PR 1LN,1LE,1ZE,1ZH		11.8171-0008.1	990049	ATE
			←	05/01→; +PR 1LQ,1LR,1LS		11.8171-0069.1	250152	ATE
1.9 TDI	66	03/99→07/04		04/99→; +PR 1ZQ		11.8171-0008.1	990049	ATE
			←	04/99→; +PR 1LN,1LE,1ZE,1ZH		11.8171-0008.1	990049	ATE
			←	+PR 1LQ,1LR,1LS		11.8171-0069.1	250152	ATE
1.9 TDI	81	10/98→07/04		+PR 1ZQ		11.8171-0008.1	990049	ATE
			←	+PR 1LN,1LE,1ZE,1ZH		11.8171-0008.1	990049	ATE
			←	+PR 1LQ,1LR,1LS		11.8171-0069.1	250152	ATE
<b>Dichtungssatz, Bremssattel</b>								
1.4 16V	55	01/00→05/02		+PR 1LJ,1ZQ		11.0441-5409.2	250031	ATE
1.6	74	10/98→07/04						
↓								




















	kw				! #		
<b>SEAT - TOLEDO II (1M2) 10/98→05/06</b>							
<b>Dichtungssatz, Bremssattel</b>							
1.8 20V	92	10/98→07/04	←	+PR 1LN,1LE,1ZE,1ZH		11.0441-5409.2 250031	ATE
1.9 TDI	110	10/00→07/04					
2.3 V5	110	10/98→11/00					
2.3 V5 20V	125	09/00→11/03					
1.6 16V	77	06/00→05/06		→ 09/04; +PR 1LJ,1ZQ		11.0441-5409.2 250031	ATE
1.9 TDI	96	05/03→05/06	←	→ 09/04; +PR 1LN,1LE,1ZE,1ZH		11.0441-5409.2 250031	ATE
1.8 20VT	132	09/00→07/04		05/01→; +PR 1LJ,1ZQ		11.0441-5409.2 250031	ATE
			←	05/01→; +PR 1LN,1LE,1ZE,1ZH		11.0441-5409.2 250031	ATE
1.9 TDI	66	03/99→07/04		04/99→; +PR 1ZQ		11.0441-5409.2 250031	ATE
			←	04/99→; +PR 1LN,1LE,1ZE,1ZH		11.0441-5409.2 250031	ATE
1.9 TDI	81	10/98→07/04		+PR 1ZQ		11.0441-5409.2 250031	ATE
			←	+PR 1LN,1LE,1ZE,1ZH		11.0441-5409.2 250031	ATE
<b> Bremsschlauch</b>							
1.4 16V	55	01/00→05/02	←		2	24.5143-0439.3 331411	L= 439
1.6	74	10/98→07/04	→	□ / am Bremssattel		24.1253-0010.3 331066	L= 233 mit Rohrleitung
1.8 20V	92	10/98→07/04	→	□ / am Bremssattel		24.1253-0020.3 331067	L= 233 mit Rohrleitung
1.9 TDI	66	03/99→07/04	→	□ / am Bremssattel		24.1253-0020.3 331067	L= 233 mit Rohrleitung
1.9 TDI	81	10/98→07/04	→				
1.9 TDI	110	10/00→07/04	→		2	83.7858-0140.3 330837	L= 140
2.3 V5	110	10/98→11/00	→				
2.3 V5 20V	125	09/00→11/03	→				
1.6 16V	77	06/00→05/06	←	→ 09/04	2	24.5143-0439.3 331411	L= 439
1.9 TDI	96	05/03→05/06	→	□ / am Bremssattel; → 09/04		24.1253-0010.3 331066	L= 233 mit Rohrleitung
			→	□ / am Bremssattel; → 09/04		24.1253-0020.3 331067	L= 233 mit Rohrleitung
			→	→ 09/04	2	83.7858-0140.3 330837	L= 140
1.8 20VT	132	09/00→07/04	←	05/01→	2	24.5143-0439.3 331411	L= 439
			→	□ / am Bremssattel; 05/01→		24.1253-0010.3 331066	L= 233 mit Rohrleitung
			→	□ / am Bremssattel; 05/01→		24.1253-0020.3 331067	L= 233 mit Rohrleitung
			→	05/01→	2	83.7858-0140.3 330837	L= 140
<b>SEAT - TOLEDO III (5P2) 04/04→05/09</b>							
<b> Bremssattel</b>							
1.4 16V	63	05/06→05/09	←	□; → 03/09; +PR 1ZF		11.9541-9549.2 220575	ATE Ø 54 - Halter
1.4 TSI	92	11/07→05/09	←	□; → 03/09; +PR 1ZF		11.9541-9550.2 220576	ATE Ø 54 - Halter
1.6	75	10/04→05/09	←	□; → 03/09; +PR 1ZE		11.9541-9553.2 220563	ATE Ø 54 - Halter
1.8 TFSI	118	01/07→05/09	←	□; → 03/09; +PR 1ZE		11.9541-9554.2 220564	ATE Ø 54 - Halter
1.9 TDI	77	10/04→05/09	←	□; → 03/09; +PR 1ZE		11.9541-9554.2 220564	ATE Ø 54 - Halter
2.0 FSI	110	10/04→05/09	←	□; → 03/09; +PR 1ZE		11.9541-9554.2 220564	ATE Ø 54 - Halter
2.0 TDI	103	11/05→05/09	→	□; → 03/09; +PR 1KD		24.3384-1755.5 240886	TRW Ø 38 - Halter
2.0 TDI	125	01/06→05/09	→	□; → 03/09; +PR 1KD		24.3384-1756.5 240887	TRW Ø 38 - Halter
2.0 TFSI	147	11/05→05/09	→	□; → 03/09; +PR 1KJ		24.3387-1717.5 240872	TRW Ø 38 - Halter
			→	□; → 03/09; +PR 1KJ		24.3387-1717.7 220757	TRW Ø 38 - Halter
			→	□; → 03/09; +PR 1KJ		24.3387-1718.5 240873	TRW Ø 38 - Halter
			→	□; → 03/09; +PR 1KF,1KZ		24.3414-1709.5 240834	TRW Ø 41 - Halter
			→	□; → 03/09; +PR 1KF,1KZ		24.3414-1710.5 240835	TRW Ø 41 - Halter
2.0 TDI	100	09/04→05/09	←	□; 10/04→ 03/09; +PR 1ZF		11.9541-9549.2 220575	ATE Ø 54 - Halter
2.0 TDI 16V	103	04/04→05/09	←	□; 10/04→ 03/09; +PR 1ZF		11.9541-9550.2 220576	ATE Ø 54 - Halter
			←	□; 10/04→ 03/09; +PR 1ZE		11.9541-9553.2 220563	ATE Ø 54 - Halter
			←	□; 10/04→ 03/09; +PR 1ZE		11.9541-9554.2 220564	ATE Ø 54 - Halter
			→	□; 10/04→ 03/09; +PR 1KD		24.3384-1755.5 240886	TRW Ø 38 - Halter
			→	□; 10/04→ 03/09; +PR 1KD		24.3384-1756.5 240887	TRW Ø 38 - Halter
			→	□; 10/04→ 03/09; +PR 1KJ		24.3387-1717.5 240872	TRW Ø 38 - Halter
			→	□; 10/04→ 03/09; +PR 1KJ		24.3387-1717.7 220757	TRW Ø 38 - Halter
			→	□; 10/04→ 03/09; +PR 1KJ		24.3387-1718.5 240873	TRW Ø 38 - Halter
			→	□; 10/04→ 03/09; +PR 1KF,1KZ		24.3414-1709.5 240834	TRW Ø 41 - Halter
			→	□; 10/04→ 03/09; +PR 1KF,1KZ		24.3414-1710.5 240835	TRW Ø 41 - Halter
<b>Feder, Bremssattel</b>							
1.4 16V	63	05/06→05/09	←	→ 03/09; +PR 1ZE	2	11.8116-0351.1 390538	ATE
1.4 TSI	92	11/07→05/09					
1.6	75	10/04→05/09					
1.8 TFSI	118	01/07→05/09					
↓							











	kw			 	! #		
<b>SEAT - TOLEDO III (5P2) 04/04→05/09</b>							
<b>Feder, Bremssattel</b>							
1.9 TDI	77	10/04→05/09	←	→ 03/09; +PR 1ZE	2	11.8116-0351.1	390538 ATE
2.0 FSI	110	10/04→05/09					
2.0 TDI	103	11/05→05/09					
2.0 TDI	125	01/06→05/09					
2.0 TFSI	147	11/05→05/09					
2.0 TDI	100	09/04→05/09	←	10/04→ 03/09; +PR 1ZE	2	11.8116-0351.1	390538 ATE
2.0 TDI 16V	103	04/04→05/09					
<b>Führungshülzensatz, Bremssattel</b>							
1.4 16V	63	05/06→05/09	←	→ 03/09; +PR 1ZE		11.0101-5409.2	260035 ATE
1.4 TSI	92	11/07→05/09					
1.6	75	10/04→05/09					
1.8 TFSI	118	01/07→05/09					
1.9 TDI	77	10/04→05/09					
2.0 FSI	110	10/04→05/09					
2.0 TDI	103	11/05→05/09					
2.0 TDI	125	01/06→05/09					
2.0 TFSI	147	11/05→05/09					
2.0 TDI	100	09/04→05/09	←	10/04→ 03/09; +PR 1ZE		11.0101-5409.2	260035 ATE
2.0 TDI 16V	103	04/04→05/09					
<b>Führungsbolzen, Bremssattel</b>							
1.4 16V	63	05/06→05/09		→ 03/09; +PR 1ZE		11.8171-0008.1	990049 ATE
1.4 TSI	92	11/07→05/09					
1.6	75	10/04→05/09		→ 03/09; +PR 1ZF		11.8171-0069.1	250152 ATE
1.8 TFSI	118	01/07→05/09					
1.9 TDI	77	10/04→05/09					
2.0 FSI	110	10/04→05/09					
2.0 TDI	103	11/05→05/09					
2.0 TDI	125	01/06→05/09					
2.0 TFSI	147	11/05→05/09					
2.0 TDI	100	09/04→05/09		10/04→ 03/09; +PR 1ZE		11.8171-0008.1	990049 ATE
2.0 TDI 16V	103	04/04→05/09		10/04→ 03/09; +PR 1ZF		11.8171-0069.1	250152 ATE
<b>Bremsschlauch</b>							
1.4 16V	63	05/06→05/09	←	→ 03/09	2	24.5143-0564.3	331433 L= 564
1.4 TSI	92	11/07→05/09					
1.6	75	10/04→05/09	→	→ 03/09	2	24.5204-0233.3	331430 L= 233
1.8 TFSI	118	01/07→05/09					
1.9 TDI	77	10/04→05/09					
2.0 FSI	110	10/04→05/09					
2.0 TDI	103	11/05→05/09					
2.0 TDI	125	01/06→05/09					
2.0 TFSI	147	11/05→05/09					
2.0 TDI	100	09/04→05/09	←	10/04→ 03/09	2	24.5143-0564.3	331433 L= 564
2.0 TDI 16V	103	04/04→05/09	→	10/04→ 03/09	2	24.5204-0233.3	331430 L= 233
<b>SEAT - TOLEDO IV (KG3) 07/12→</b>							
<b>Bremssattel</b>							
1.0 TSI	70	05/17→	←	☐; +PR 1ZC		11.9541-9553.2	220563 ATE Ø 54 - Halter
1.0 TSI	81	05/17→	←	☐; +PR 1ZC		11.9541-9554.2	220564 ATE Ø 54 - Halter
1.2 TSI	66	05/15→	←	☐; +PR 1ZC		11.9541-9554.2	220564 ATE Ø 54 - Halter
1.2 TSI	81	05/15→	→	☐		24.3387-1735.5	240657 TRW Ø 38 - Halter
1.4 TDI	66	05/15→	→	☐		24.3387-1736.5	240658 TRW Ø 38 - Halter
1.4 TSI	92	05/15→	→	☐		24.3387-1736.5	240658 TRW Ø 38 - Halter
1.6 TDI	85	05/15→					
1.2	55	07/12→	←	☐; +PR 1ZG		11.9541-9549.2	220575 ATE Ø 54 - Halter
1.2 TSI	63	07/12→	←	☐; +PR 1ZG		11.9541-9550.2	220576 ATE Ø 54 - Halter
1.2 TSI	77	07/12→	←	☐; +PR 1ZG		11.9541-9550.2	220576 ATE Ø 54 - Halter
1.4 TSI	90	07/12→	←	☐;		11.9541-9553.2	220563 ATE Ø 54 - Halter
1.6	77	07/13→		für Bremsscheibendurchmesser [mm]: 288			
1.6 TDI	66	06/13→					
1.6 TDI	77	07/12→	←	☐;		11.9541-9554.2	220564 ATE Ø 54 - Halter
				für Bremsscheibendurchmesser [mm]: 288			
			→	☐		24.3387-1735.5	240657 TRW Ø 38 - Halter
			→	☐		24.3387-1736.5	240658 TRW Ø 38 - Halter
<b>Feder, Bremssattel</b>							
1.0 TSI	70	05/17→		+PR 1ZC	2	11.8116-0351.1	390538 ATE
1.0 TSI	81	05/17→					
1.2 TSI	66	05/15→					
1.2 TSI	81	05/15→					
1.4 TDI	66	05/15→					
1.4 TDI	92	05/15→					
1.6 TDI	85	05/15→					
↓							



	kW			 	! #		
<b>SEAT - TOLEDO IV (KG3) 07/12→</b>							
<b>Feder, Bremssattel</b>							
1.2	55	07/12→		für Bremsscheibendurchmesser [mm]: 288	2	11.8116-0351.1 390538	ATE
1.2 TSI	63	07/12→					
1.2 TSI	77	07/12→					
1.4 TSI	90	07/12→					
1.6	77	07/13→					
1.6 TDI	66	06/13→					
1.6 TDI	77	07/12→					
<b>Führungshülzensatz, Bremssattel</b>							
1.0 TSI	70	05/17→	←	+PR 1ZC		11.0101-5407.2 260011	ATE
1.0 TSI	81	05/17→					
1.2 TSI	66	05/15→					
1.2 TSI	81	05/15→					
1.4 TDI	66	05/15→					
1.4 TSI	92	05/15→					
1.6 TDI	85	05/15→					
1.2	55	07/12→	←	für Bremsscheibendurchmesser [mm]: 288		11.0101-5407.2 260011	ATE
1.2 TSI	63	07/12→					
1.2 TSI	77	07/12→	←	+PR 1ZG		11.0101-5409.2 260035	ATE
1.4 TSI	90	07/12→					
1.6	77	07/13→					
1.6 TDI	66	06/13→					
1.6 TDI	77	07/12→					
<b>Führungsbolzen, Bremssattel</b>							
1.0 TSI	70	05/17→		+PR 1ZC		11.8171-0008.1 990049	ATE
1.0 TSI	81	05/17→					
1.2 TSI	66	05/15→					
1.2 TSI	81	05/15→					
1.4 TDI	66	05/15→					
1.4 TSI	92	05/15→					
1.6 TDI	85	05/15→					
1.2	55	07/12→		für Bremsscheibendurchmesser [mm]: 288		11.8171-0008.1 990049	ATE
1.2 TSI	63	07/12→					
1.2 TSI	77	07/12→		+PR 1ZG		11.8171-0008.1 990049	ATE
1.4 TSI	90	07/12→					
1.6	77	07/13→					
1.6 TDI	66	06/13→					
1.6 TDI	77	07/12→					
<b>Bremsschlauch</b>							
1.0 TSI	70	05/17→	←		2	24.5143-0544.3 331420	L= 544
1.0 TSI	81	05/17→					
1.2	55	07/12→	→	☐ / am Bremssattel		24.1253-0010.3 331066	L= 233 mit Rohrleitung
1.2 TSI	63	07/12→	→	☐ / am Bremssattel		24.1253-0020.3 331067	L= 233 mit Rohrleitung
1.2 TSI	66	05/15→					
1.2 TSI	77	07/12→	→		2	83.7858-0140.3 330837	L= 140
1.2 TSI	81	05/15→					
1.4 TDI	66	05/15→					
1.4 TSI	90	07/12→					
1.4 TSI	92	05/15→					
1.6	77	07/13→					
1.6 TDI	66	06/13→					
1.6 TDI	77	07/12→					
1.6 TDI	85	05/15→					
<b>SKODA - CITIGO 10/11→</b>							
<b>Bremssattel</b>							
1.0	44	10/11→	←	☐; 05/12→		11.9541-9549.2 220575	ATE Ø 54 - Halter
1.0	55	10/11→	←	☐; 05/12→		11.9541-9550.2 220576	ATE Ø 54 - Halter
1.0 LPG	55	10/11→	←	☐; 05/12→		11.9541-9549.2 220575	ATE Ø 54 - Halter
1.0 CNG	50	11/12→	←	☐		11.9541-9550.2 220576	ATE Ø 54 - Halter
			←	☐		11.9541-9550.2 220576	ATE Ø 54 - Halter
<b>Bremsschlauch</b>							
1.0	44	10/11→	←	05/12→	2	24.5143-0515.3 331564	L= 515
1.0	55	10/11→					
1.0 LPG	55	10/11→					
1.0 CNG	50	11/12→	←		2	24.5143-0515.3 331564	L= 515
<b>SKODA - FABIA I (6Y2) 08/99→03/08</b>							
<b>Bremssattel</b>							
1.0	37	12/99→08/02	←	☐; 02/00→; +PR 1LQ;1LR		11.9541-9549.2 220575	ATE Ø 54 - Halter
1.4	50	08/99→05/03	←	☐; 02/00→; +PR 1LQ;1LR		11.9541-9550.2 220576	ATE Ø 54 - Halter
			←	☐; 02/00→; +PR 1LB;1LM		24.3481-1735.5 240283	ATE Ø 48 - Halter
↓							

	kw			 	! #		
<b>SKODA - FABIA I (6Y2) 08/99→03/08</b>							
<b> Bremssattel</b>							
1.0 1.4	37 50	12/99→08/02 08/99→05/03	←	☐; 02/00→; +PR 1LB;1LM		24.3481-1736.5 240284	ATE Ø 48 - Halter
			←	☐; 02/00→; +PR 1LN;1LP		24.3541-1797.5 240856	TRW Ø 54 - Halter
			←	☐; 02/00→; +PR 1LN;1LP		24.3541-1798.5 240857	TRW Ø 54 - Halter
1.2	40	07/01→04/07	←	☐; 08/02→; +PR 1LQ;1LR		11.9541-9549.2 220575	ATE Ø 54 - Halter
			←	☐; 08/02→; +PR 1LQ;1LR		11.9541-9550.2 220576	ATE Ø 54 - Halter
			←	☐; 08/02→; +PR 1LB;1LM		24.3481-1735.5 240283	ATE Ø 48 - Halter
			←	☐; 08/02→; +PR 1LB;1LM		24.3481-1736.5 240284	ATE Ø 48 - Halter
			←	☐; 08/02→; +PR 1LN;1LP		24.3541-1797.5 240856	TRW Ø 54 - Halter
			←	☐; 08/02→; +PR 1LN;1LP		24.3541-1798.5 240857	TRW Ø 54 - Halter
1.2 1.9 SDI	47 47	01/03→03/08 12/99→03/08	←	☐; → 12/07; +PR 1LQ;1LR		11.9541-9549.2 220575	ATE Ø 54 - Halter
			←	☐; → 12/07; +PR 1LQ;1LR		11.9541-9550.2 220576	ATE Ø 54 - Halter
			←	☐; → 12/07; +PR 1LB;1LM		24.3481-1735.5 240283	ATE Ø 48 - Halter
			←	☐; → 12/07; +PR 1LB;1LM		24.3481-1736.5 240284	ATE Ø 48 - Halter
			←	☐; → 12/07; +PR 1LN;1LP		24.3541-1797.5 240856	TRW Ø 54 - Halter
			←	☐; → 12/07; +PR 1LN;1LP		24.3541-1798.5 240857	TRW Ø 54 - Halter
1.4	44	08/00→08/02	←	☐; +PR 1LQ;1LR		11.9541-9549.2 220575	ATE Ø 54 - Halter
			←	☐; +PR 1LQ;1LR		11.9541-9550.2 220576	ATE Ø 54 - Halter
			←	☐; +PR 1LB;1LM		24.3481-1735.5 240283	ATE Ø 48 - Halter
			←	☐; +PR 1LB;1LM		24.3481-1736.5 240284	ATE Ø 48 - Halter
			←	☐; +PR 1LN;1LP		24.3541-1797.5 240856	TRW Ø 54 - Halter
			←	☐; +PR 1LN;1LP		24.3541-1798.5 240857	TRW Ø 54 - Halter
1.4 16V 1.4 16V 1.4 TDI 1.4 TDI 1.4 TDI 2.0	55 74 51 55 59 85	12/99→03/08 12/99→03/08 10/05→03/08 04/03→03/08 10/05→03/08 12/99→03/08	←	☐; → 12/07; +PR 1LQ;1LR		11.9541-9549.2 220575	ATE Ø 54 - Halter
			←	☐; → 12/07; +PR 1LQ;1LR		11.9541-9550.2 220576	ATE Ø 54 - Halter
			←	☐; → 12/07; +PR 1LB;1LM		24.3481-1735.5 240283	ATE Ø 48 - Halter
			←	☐; → 12/07; +PR 1LB;1LM		24.3481-1736.5 240284	ATE Ø 48 - Halter
			←	☐; → 12/07; +PR 1LN;1LP		24.3541-1797.5 240856	TRW Ø 54 - Halter
			←	☐; → 12/07; +PR 1LN;1LP		24.3541-1798.5 240857	TRW Ø 54 - Halter
			→	☐; → 12/07; +PR 1KK		24.3384-1729.5 240816	TRW Ø 38 - Halter
			→	☐; → 12/07; +PR 1KK		24.3384-1730.5 240817	TRW Ø 38 - Halter
1.9 TDI	74	01/00→03/08	←	☐; 02/00→ 12/07; +PR 1LQ;1LR		11.9541-9549.2 220575	ATE Ø 54 - Halter
			←	☐; 02/00→ 12/07; +PR 1LQ;1LR		11.9541-9550.2 220576	ATE Ø 54 - Halter
			←	☐; 02/00→ 12/07; +PR 1LB;1LM		24.3481-1735.5 240283	ATE Ø 48 - Halter
			←	☐; 02/00→ 12/07; +PR 1LB;1LM		24.3481-1736.5 240284	ATE Ø 48 - Halter
			←	☐; 02/00→ 12/07; +PR 1LN;1LP		24.3541-1797.5 240856	TRW Ø 54 - Halter
			←	☐; 02/00→ 12/07; +PR 1LN;1LP		24.3541-1798.5 240857	TRW Ø 54 - Halter
			→	☐; 02/00→ 12/07; +PR 1KK		24.3384-1729.5 240816	TRW Ø 38 - Halter
			→	☐; 02/00→ 12/07; +PR 1KK		24.3384-1730.5 240817	TRW Ø 38 - Halter
1.9 TDI RS	96	06/03→03/08	←	☐; 09/03→ 12/07; +PR 1LQ;1LR		11.9541-9549.2 220575	ATE Ø 54 - Halter
			←	☐; 09/03→ 12/07; +PR 1LQ;1LR		11.9541-9550.2 220576	ATE Ø 54 - Halter
			←	☐; 09/03→ 12/07; +PR 1LB;1LM		24.3481-1735.5 240283	ATE Ø 48 - Halter
			←	☐; 09/03→ 12/07; +PR 1LB;1LM		24.3481-1736.5 240284	ATE Ø 48 - Halter
			←	☐; 09/03→ 12/07; +PR 1LN;1LP		24.3541-1797.5 240856	TRW Ø 54 - Halter
			←	☐; 09/03→ 12/07; +PR 1LN;1LP		24.3541-1798.5 240857	TRW Ø 54 - Halter
<b>Führungshülzensatz, Bremssattel</b>							
1.0 1.4	37 50	12/99→08/02 08/99→05/03	←	02/00→; +PR 1LQ;1LR		11.0101-5409.2 260035	ATE
1.2	40	07/01→04/07	←	08/02→; +PR 1LQ;1LR		11.0101-5409.2 260035	ATE
1.2 1.4 16V 1.4 16V 1.4 TDI 1.4 TDI 1.4 TDI 1.9 SDI 2.0	47 55 74 51 55 59 47 85	01/03→03/08 12/99→03/08 12/99→03/08 10/05→03/08 04/03→03/08 10/05→03/08 12/99→03/08 12/99→03/08	←	→ 12/07; +PR 1LQ;1LR		11.0101-5409.2 260035	ATE
1.4	44	08/00→08/02	←	+PR 1LQ;1LR		11.0101-5409.2 260035	ATE
↓							

	kw					! #		
<b>SKODA - FABIA I (6Y2) 08/99→03/08</b>								
<b>Führungshülzensatz, Bremsattel</b>								
1.9 TDI	74	01/00→03/08	←	02/00→ 12/07; +PR 1LQ;1LR		11.0101-5409.2	260035	ATE
1.9 TDI RS	96	06/03→03/08	←	09/03→ 12/07; +PR 1LQ;1LR		11.0101-5409.2	260035	ATE
<b>Führungsbolzen, Bremsattel</b>								
1.0	37	12/99→08/02		02/00→; +PR 1LQ;1LR		11.8171-0069.1	250152	ATE
1.4	50	08/99→05/03						
1.2	40	07/01→04/07		08/02→; +PR 1LQ;1LR		11.8171-0069.1	250152	ATE
1.2	47	01/03→03/08		→ 12/07; +PR 1LQ;1LR		11.8171-0069.1	250152	ATE
1.4 16V	55	12/99→03/08						
1.4 16V	74	12/99→03/08						
1.4 TDI	51	10/05→03/08						
1.4 TDI	55	04/03→03/08						
1.4 TDI	59	10/05→03/08						
1.9 SDI	47	12/99→03/08						
2.0	85	12/99→03/08						
1.4	44	08/00→08/02		+PR 1LQ;1LR		11.8171-0069.1	250152	ATE
1.9 TDI	74	01/00→03/08		02/00→ 12/07; +PR 1LQ;1LR		11.8171-0069.1	250152	ATE
1.9 TDI RS	96	06/03→03/08		09/03→ 12/07; +PR 1LQ;1LR		11.8171-0069.1	250152	ATE
<b> Bremsschlauch</b>								
1.0	37	12/99→08/02	←	02/00→	2	83.6247-0522.3	330595	L= 522
1.4	50	08/99→05/03	→	▣ / am Bremsattel; 02/00→; +PR 1KK,1KP		24.1253-0050.3	331148	L= 192 mit Rohrleitung
			→	▣ / am Bremsattel; 02/00→; +PR 1KK,1KP		24.1253-0060.3	331149	L= 192 mit Rohrleitung
			→	02/00→; +PR 1KK,1KP	2	83.7858-0140.3	330837	L= 140
1.2	40	07/01→04/07	←	08/02→	2	83.6247-0522.3	330595	L= 522
			→	▣ / am Bremsattel; 08/02→; +PR 1KK,1KP		24.1253-0050.3	331148	L= 192 mit Rohrleitung
			→	▣ / am Bremsattel; 08/02→; +PR 1KK,1KP		24.1253-0060.3	331149	L= 192 mit Rohrleitung
			→	08/02→; +PR 1KK,1KP	2	83.7858-0140.3	330837	L= 140
1.2	47	01/03→03/08	←	→ 12/07	2	83.6247-0522.3	330595	L= 522
1.4 16V	55	12/99→03/08	→	▣ / am Bremsattel; → 12/07; +PR 1KK,1KP		24.1253-0050.3	331148	L= 192 mit Rohrleitung
1.4 16V	74	12/99→03/08	→	▣ / am Bremsattel; → 12/07; +PR 1KK,1KP		24.1253-0060.3	331149	L= 192 mit Rohrleitung
1.4 TDI	51	10/05→03/08	→	▣ / am Bremsattel; → 12/07; +PR 1KK,1KP		24.1253-0060.3	331149	L= 192 mit Rohrleitung
1.4 TDI	55	04/03→03/08	→	▣ / am Bremsattel; → 12/07; +PR 1KK,1KP		24.1253-0060.3	331149	L= 192 mit Rohrleitung
1.4 TDI	59	10/05→03/08	→	▣ / am Bremsattel; → 12/07; +PR 1KK,1KP		24.1253-0060.3	331149	L= 192 mit Rohrleitung
1.9 SDI	47	12/99→03/08	→	→ 12/07; +PR 1KK,1KP	2	83.7858-0140.3	330837	L= 140
2.0	85	12/99→03/08	→	→ 12/07; +PR 1KK,1KP	2	83.7858-0140.3	330837	L= 140
1.4	44	08/00→08/02	←		2	83.6247-0522.3	330595	L= 522
			→	▣ / am Bremsattel; +PR 1KK,1KP		24.1253-0050.3	331148	L= 192 mit Rohrleitung
			→	▣ / am Bremsattel; +PR 1KK,1KP		24.1253-0060.3	331149	L= 192 mit Rohrleitung
			→	+PR 1KK,1KP	2	83.7858-0140.3	330837	L= 140
1.9 TDI	74	01/00→03/08	←	02/00→ 12/07	2	83.6247-0522.3	330595	L= 522
			→	▣ / am Bremsattel; 02/00→ 12/07; +PR 1KK,1KP		24.1253-0050.3	331148	L= 192 mit Rohrleitung
			→	▣ / am Bremsattel; 02/00→ 12/07; +PR 1KK,1KP		24.1253-0060.3	331149	L= 192 mit Rohrleitung
			→	02/00→ 12/07; +PR 1KK,1KP	2	83.7858-0140.3	330837	L= 140
1.9 TDI RS	96	06/03→03/08	←	09/03→ 12/07	2	83.6247-0522.3	330595	L= 522
			→	▣ / am Bremsattel; 09/03→ 12/07; +PR 1KK,1KP		24.1253-0050.3	331148	L= 192 mit Rohrleitung
			→	▣ / am Bremsattel; 09/03→ 12/07; +PR 1KK,1KP		24.1253-0060.3	331149	L= 192 mit Rohrleitung
			→	09/03→ 12/07; +PR 1KK,1KP	2	83.7858-0140.3	330837	L= 140
<b>SKODA - FABIA I Combi (6Y5) 04/00→12/07</b>								
<b> Bremssattel</b>								
1.2	40	07/01→12/07	←	▣; 08/02→; +PR 1LQ;1LR		11.9541-9549.2	220575	ATE Ø 54 - Halter
			←	▣; 08/02→; +PR 1LQ;1LR		11.9541-9550.2	220576	ATE Ø 54 - Halter
			←	▣; 08/02→; +PR 1LB;1LM		24.3481-1735.5	240283	ATE Ø 48 - Halter
			←	▣; 08/02→; +PR 1LB;1LM		24.3481-1736.5	240284	ATE Ø 48 - Halter
			←	▣; 08/02→; +PR 1LN;1LP		24.3541-1797.5	240856	TRW Ø 54 - Halter
			←	▣; 08/02→; +PR 1LN;1LP		24.3541-1798.5	240857	TRW Ø 54 - Halter
↓								

	kw			 	! #		
<b>SKODA - FABIA I Combi (6Y5) 04/00→12/07</b>							
 <b>Bremssattel</b>							
1.2	47	01/03→12/07	←	☐; +PR 1LQ;1LR		11.9541-9549.2 220575	ATE Ø 54 - Halter
1.4	44	04/00→03/03	←	☐; +PR 1LQ;1LR		11.9541-9550.2 220576	ATE Ø 54 - Halter
1.4	50	04/00→05/03	←	☐; +PR 1LQ;1LR		11.9541-9550.2 220576	ATE Ø 54 - Halter
1.9 SDI	47	04/00→12/07	←	☐; +PR 1LB;1LM		24.3481-1735.5 240283	ATE Ø 48 - Halter
			←	☐; +PR 1LB;1LM		24.3481-1736.5 240284	ATE Ø 48 - Halter
			←	☐; +PR 1LN;1LP		24.3541-1797.5 240856	TRW Ø 54 - Halter
			←	☐; +PR 1LN;1LP		24.3541-1798.5 240857	TRW Ø 54 - Halter
1.4 16V	55	05/00→12/07	←	☐; +PR 1LQ;1LR		11.9541-9549.2 220575	ATE Ø 54 - Halter
1.4 16V	59	04/06→12/07	←	☐; +PR 1LQ;1LR		11.9541-9550.2 220576	ATE Ø 54 - Halter
1.4 16V	74	04/00→12/07	←	☐; +PR 1LQ;1LR		11.9541-9550.2 220576	ATE Ø 54 - Halter
1.4 TDI	51	10/05→12/07	←	☐; +PR 1LB;1LM		24.3481-1735.5 240283	ATE Ø 48 - Halter
1.4 TDI	55	04/03→12/07	←	☐; +PR 1LB;1LM		24.3481-1736.5 240284	ATE Ø 48 - Halter
1.4 TDI	59	10/05→12/07	←	☐; +PR 1LB;1LM		24.3481-1736.5 240284	ATE Ø 48 - Halter
1.9 TDI	74	04/00→12/07	←	☐; +PR 1LN;1LP		24.3541-1797.5 240856	TRW Ø 54 - Halter
2.0	85	04/00→12/07	←	☐; +PR 1LN;1LP		24.3541-1798.5 240857	TRW Ø 54 - Halter
			→	☐; +PR 1KK		24.3384-1729.5 240816	TRW Ø 38 - Halter
			→	☐; +PR 1KK		24.3384-1730.5 240817	TRW Ø 38 - Halter
<b>Führungshülzensatz, Bremssattel</b>							
1.2	40	07/01→12/07	←	08/02→; +PR 1LQ;1LR		11.0101-5409.2 260035	ATE
1.2	47	01/03→12/07	←	+PR 1LQ;1LR		11.0101-5409.2 260035	ATE
1.4	44	04/00→03/03					
1.4	50	04/00→05/03					
1.4 16V	55	05/00→12/07					
1.4 16V	59	04/06→12/07					
1.4 16V	74	04/00→12/07					
1.4 TDI	51	10/05→12/07					
1.4 TDI	55	04/03→12/07					
1.4 TDI	59	10/05→12/07					
1.9 SDI	47	04/00→12/07					
1.9 TDI	74	04/00→12/07					
2.0	85	04/00→12/07					
<b>Führungsbolzen, Bremssattel</b>							
1.2	40	07/01→12/07		08/02→; +PR 1LQ;1LR		11.8171-0069.1 250152	ATE
1.2	47	01/03→12/07		+PR 1LQ;1LR		11.8171-0069.1 250152	ATE
1.4	44	04/00→03/03					
1.4	50	04/00→05/03					
1.4 16V	55	05/00→12/07					
1.4 16V	59	04/06→12/07					
1.4 16V	74	04/00→12/07					
1.4 TDI	51	10/05→12/07					
1.4 TDI	55	04/03→12/07					
1.4 TDI	59	10/05→12/07					
1.9 SDI	47	04/00→12/07					
1.9 TDI	74	04/00→12/07					
2.0	85	04/00→12/07					
 <b>Bremsschlauch</b>							
1.2	40	07/01→12/07	←	08/02→	2	83.6247-0522.3 330595	L= 522
			→	☐ / am Bremssattel; 08/02→; +PR 1KK,1KP		24.1253-0050.3 331148	L= 192 mit Rohrleitung
			→	☐ / am Bremssattel; 08/02→; +PR 1KK,1KP		24.1253-0060.3 331149	L= 192 mit Rohrleitung
			→	08/02→; +PR 1KK,1KP	2	83.7858-0140.3 330837	L= 140
1.2	47	01/03→12/07	←		2	83.6247-0522.3 330595	L= 522
1.4	44	04/00→03/03					
1.4	50	04/00→05/03	→	☐ / am Bremssattel; +PR 1KK,1KP		24.1253-0050.3 331148	L= 192 mit Rohrleitung
1.4 16V	55	05/00→12/07	→	☐ / am Bremssattel; +PR 1KK,1KP		24.1253-0060.3 331149	L= 192 mit Rohrleitung
1.4 16V	59	04/06→12/07					
1.4 16V	74	04/00→12/07	→	+PR 1KK,1KP	2	83.7858-0140.3 330837	L= 140
1.4 TDI	51	10/05→12/07					
1.4 TDI	55	04/03→12/07					
1.4 TDI	59	10/05→12/07					
1.9 SDI	47	04/00→12/07					
1.9 TDI	74	04/00→12/07					
2.0	85	04/00→12/07					
<b>SKODA - FABIA I Praktik (6Y5) 07/01→12/07</b>							
 <b>Bremssattel</b>							
1.2	40	07/01→12/07	←	☐; 08/02→; +PR 1LQ;1LR		11.9541-9549.2 220575	ATE Ø 54 - Halter
			←	☐; 08/02→; +PR 1LQ;1LR		11.9541-9550.2 220576	ATE Ø 54 - Halter
↓							



**SKODA - FABIA I Praktik (6Y5) 07/01→12/07**

**Bremssattel**

1.2	40	07/01→12/07	←	☐; 08/02→; +PR 1LB;1LM	24.3481-1735.5	240283	ATE Ø 48 - Halter
			←	☐; 08/02→; +PR 1LB;1LM	24.3481-1736.5	240284	ATE Ø 48 - Halter
			←	☐; 08/02→; +PR 1LN;1LP	24.3541-1797.5	240856	TRW Ø 54 - Halter
			←	☐; 08/02→; +PR 1LN;1LP	24.3541-1798.5	240857	TRW Ø 54 - Halter
1.2 1.4 1.9 SDI	47 50	01/03→12/07 07/01→05/03	←	☐; +PR 1LQ;1LR	11.9541-9549.2	220575	ATE Ø 54 - Halter
			←	☐; +PR 1LQ;1LR	11.9541-9550.2	220576	ATE Ø 54 - Halter
	47	07/01→12/07	←	☐; +PR 1LB;1LM	24.3481-1735.5	240283	ATE Ø 48 - Halter
			←	☐; +PR 1LB;1LM	24.3481-1736.5	240284	ATE Ø 48 - Halter
			←	☐; +PR 1LN;1LP	24.3541-1797.5	240856	TRW Ø 54 - Halter
			←	☐; +PR 1LN;1LP	24.3541-1798.5	240857	TRW Ø 54 - Halter
1.4 TDI	51	10/05→12/07	←	☐; +PR 1LQ;1LR	11.9541-9549.2	220575	ATE Ø 54 - Halter
			←	☐; +PR 1LQ;1LR	11.9541-9550.2	220576	ATE Ø 54 - Halter
			←	☐; +PR 1LB;1LM	24.3481-1735.5	240283	ATE Ø 48 - Halter
			←	☐; +PR 1LB;1LM	24.3481-1736.5	240284	ATE Ø 48 - Halter
			←	☐; +PR 1LN;1LP	24.3541-1797.5	240856	TRW Ø 54 - Halter
			←	☐; +PR 1LN;1LP	24.3541-1798.5	240857	TRW Ø 54 - Halter
			→	☐; +PR 1KK	24.3384-1729.5	240816	TRW Ø 38 - Halter
			→	☐; +PR 1KK	24.3384-1730.5	240817	TRW Ø 38 - Halter

**Führungshülzensatz, Bremssattel**

1.2	40	07/01→12/07	←	08/02→; +PR 1LQ;1LR	11.0101-5409.2	260035	ATE
1.2 1.4 1.4 TDI 1.9 SDI	47 50 51 47	01/03→12/07 07/01→05/03 10/05→12/07 07/01→12/07	←	+PR 1LQ;1LR	11.0101-5409.2	260035	ATE

**Führungsbolzen, Bremssattel**

1.2	40	07/01→12/07		08/02→; +PR 1LQ;1LR	11.8171-0069.1	250152	ATE
1.2 1.4 1.4 TDI 1.9 SDI	47 50 51 47	01/03→12/07 07/01→05/03 10/05→12/07 07/01→12/07		+PR 1LQ;1LR	11.8171-0069.1	250152	ATE










**Bremsschlauch**








1.2	40	07/01→12/07	←	08/02→	2	83.6247-0522.3	330595	L= 522
			→	☐ / am Bremssattel; 08/02→; +PR 1KK,1KP		24.1253-0050.3	331148	L= 192 mit Rohrleitung
			→	☐ / am Bremssattel; 08/02→; +PR 1KK,1KP		24.1253-0060.3	331149	L= 192 mit Rohrleitung
			→	08/02→; +PR 1KK,1KP	2	83.7858-0140.3	330837	L= 140
1.2 1.4 1.4 TDI 1.9 SDI	47 50	01/03→12/07 07/01→05/03	←		2	83.6247-0522.3	330595	L= 522
			→	☐ / am Bremssattel; +PR 1KK,1KP		24.1253-0050.3	331148	L= 192 mit Rohrleitung
	51 47	10/05→12/07 07/01→12/07	→	☐ / am Bremssattel; +PR 1KK,1KP		24.1253-0060.3	331149	L= 192 mit Rohrleitung
			→	+PR 1KK,1KP	2	83.7858-0140.3	330837	L= 140








**SKODA - FABIA I Stufenheck (6Y3) 10/99→12/07**

**Bremssattel**










1.2	40	07/01→12/07	←	☐; 08/02→; +PR 1LQ;1LR	11.9541-9549.2	220575	ATE Ø 54 - Halter
			←	☐; 08/02→; +PR 1LQ;1LR	11.9541-9550.2	220576	ATE Ø 54 - Halter
			←	☐; 08/02→; +PR 1LB;1LM	24.3481-1735.5	240283	ATE Ø 48 - Halter
			←	☐; 08/02→; +PR 1LB;1LM	24.3481-1736.5	240284	ATE Ø 48 - Halter
			←	☐; 08/02→; +PR 1LN;1LP	24.3541-1797.5	240856	TRW Ø 54 - Halter
			←	☐; 08/02→; +PR 1LN;1LP	24.3541-1798.5	240857	TRW Ø 54 - Halter
1.2 1.4 1.4	47 44	01/03→12/07 04/00→08/02	←	☐; +PR 1LQ;1LR	11.9541-9549.2	220575	ATE Ø 54 - Halter
			←	☐; +PR 1LQ;1LR	11.9541-9550.2	220576	ATE Ø 54 - Halter
	50	07/01→05/03	←	☐; +PR 1LB;1LM	24.3481-1735.5	240283	ATE Ø 48 - Halter
			←	☐; +PR 1LB;1LM	24.3481-1736.5	240284	ATE Ø 48 - Halter
			←	☐; +PR 1LN;1LP	24.3541-1797.5	240856	TRW Ø 54 - Halter
			←	☐; +PR 1LN;1LP	24.3541-1798.5	240857	TRW Ø 54 - Halter

	kW			 	! #		
<b>SKODA - FABIA I Stufenheck (6Y3) 10/99→12/07</b>							
<b> Bremssattel</b>							
1.4 16V	55	10/99→12/07	←	☐; +PR 1LQ;1LR		11.9541-9549.2 220575	ATE Ø 54 - Halter
1.4 16V	59	04/06→12/07	←	☐; +PR 1LQ;1LR		11.9541-9550.2 220576	ATE Ø 54 - Halter
1.4 16V	74	12/99→12/07	←	☐; +PR 1LQ;1LR		11.9541-9550.2 220576	ATE Ø 54 - Halter
1.4 TDI	51	10/05→12/07	←	☐; +PR 1LB;1LM		24.3481-1735.5 240283	ATE Ø 48 - Halter
1.4 TDI	55	04/03→12/07	←	☐; +PR 1LB;1LM		24.3481-1736.5 240284	ATE Ø 48 - Halter
1.4 TDI	59	10/05→12/07	←	☐; +PR 1LB;1LM		24.3481-1736.5 240284	ATE Ø 48 - Halter
2.0	85	12/99→12/07	←	☐; +PR 1LN;1LP		24.3541-1797.5 240856	TRW Ø 54 - Halter
			←	☐; +PR 1LN;1LP		24.3541-1798.5 240857	TRW Ø 54 - Halter
			→	☐; +PR 1KK		24.3384-1729.5 240816	TRW Ø 38 - Halter
			→	☐; +PR 1KK		24.3384-1730.5 240817	TRW Ø 38 - Halter
1.9 SDI	47	11/99→12/07	←	☐; 12/99→; +PR 1LQ;1LR		11.9541-9549.2 220575	ATE Ø 54 - Halter
			←	☐; 12/99→; +PR 1LQ;1LR		11.9541-9550.2 220576	ATE Ø 54 - Halter
			←	☐; 12/99→; +PR 1LB;1LM		24.3481-1735.5 240283	ATE Ø 48 - Halter
			←	☐; 12/99→; +PR 1LB;1LM		24.3481-1736.5 240284	ATE Ø 48 - Halter
			←	☐; 12/99→; +PR 1LN;1LP		24.3541-1797.5 240856	TRW Ø 54 - Halter
			←	☐; 12/99→; +PR 1LN;1LP		24.3541-1798.5 240857	TRW Ø 54 - Halter
1.9 TDI	74	01/00→12/07	←	☐; 02/00→; +PR 1LQ;1LR		11.9541-9549.2 220575	ATE Ø 54 - Halter
			←	☐; 02/00→; +PR 1LQ;1LR		11.9541-9550.2 220576	ATE Ø 54 - Halter
			←	☐; 02/00→; +PR 1LB;1LM		24.3481-1735.5 240283	ATE Ø 48 - Halter
			←	☐; 02/00→; +PR 1LB;1LM		24.3481-1736.5 240284	ATE Ø 48 - Halter
			←	☐; 02/00→; +PR 1LN;1LP		24.3541-1797.5 240856	TRW Ø 54 - Halter
			←	☐; 02/00→; +PR 1LN;1LP		24.3541-1798.5 240857	TRW Ø 54 - Halter
			→	☐; 02/00→; +PR 1KK		24.3384-1729.5 240816	TRW Ø 38 - Halter
			→	☐; 02/00→; +PR 1KK		24.3384-1730.5 240817	TRW Ø 38 - Halter
<b>Führungshülzensatz, Bremssattel</b>							
1.2	40	07/01→12/07	←	08/02→; +PR 1LQ;1LR		11.0101-5409.2 260035	ATE
1.2	47	01/03→12/07	←	+PR 1LQ;1LR		11.0101-5409.2 260035	ATE
1.4	44	04/00→08/02					
1.4	50	07/01→05/03					
1.4 16V	55	10/99→12/07					
1.4 16V	59	04/06→12/07					
1.4 16V	74	12/99→12/07					
1.4 TDI	51	10/05→12/07					
1.4 TDI	55	04/03→12/07					
1.4 TDI	59	10/05→12/07					
2.0	85	12/99→12/07					
1.9 SDI	47	11/99→12/07	←	12/99→; +PR 1LQ;1LR		11.0101-5409.2 260035	ATE
1.9 TDI	74	01/00→12/07	←	02/00→; +PR 1LQ;1LR		11.0101-5409.2 260035	ATE
<b>Führungsbolzen, Bremssattel</b>							
1.2	40	07/01→12/07		08/02→; +PR 1LQ;1LR		11.8171-0069.1 250152	ATE
1.2	47	01/03→12/07		+PR 1LQ;1LR		11.8171-0069.1 250152	ATE
1.4	44	04/00→08/02					
1.4	50	07/01→05/03					
1.4 16V	55	10/99→12/07					
1.4 16V	59	04/06→12/07					
1.4 16V	74	12/99→12/07					
1.4 TDI	51	10/05→12/07					
1.4 TDI	55	04/03→12/07					
1.4 TDI	59	10/05→12/07					
2.0	85	12/99→12/07					
1.9 SDI	47	11/99→12/07		12/99→; +PR 1LQ;1LR		11.8171-0069.1 250152	ATE
1.9 TDI	74	01/00→12/07		02/00→; +PR 1LQ;1LR		11.8171-0069.1 250152	ATE
<b> Bremsschlauch</b>							
1.2	40	07/01→12/07	←	08/02→	2	83.6247-0522.3 330595	L= 522
			→	☐ / am Bremssattel; 08/02→; +PR 1KK,1KP		24.1253-0050.3 331148	L= 192 mit Rohrleitung
			→	☐ / am Bremssattel; 08/02→; +PR 1KK,1KP		24.1253-0060.3 331149	L= 192 mit Rohrleitung
			→	08/02→; +PR 1KK,1KP	2	83.7858-0140.3 330837	L= 140
1.2	47	01/03→12/07	←		2	83.6247-0522.3 330595	L= 522
1.4	44	04/00→08/02					
1.4	50	07/01→05/03		☐ / am Bremssattel; +PR 1KK,1KP		24.1253-0050.3 331148	L= 192 mit Rohrleitung
1.4 16V	55	10/99→12/07		☐ / am Bremssattel; +PR 1KK,1KP		24.1253-0060.3 331149	L= 192 mit Rohrleitung
1.4 16V	59	04/06→12/07					








	kw			 	! #		
<b>SKODA - FABIA I Stufenheck (6Y3) 10/99→12/07</b>							
<b>Bremsschlauch</b>							
1.4 16V	74	12/99→12/07	➔	+PR 1KK,1KP	2	83.7858-0140.3 330837	L= 140
1.4 TDI	51	10/05→12/07					
1.4 TDI	55	04/03→12/07					
1.4 TDI	59	10/05→12/07					
2.0	85	12/99→12/07					
1.9 SDI	47	11/99→12/07	➔	12/99→	2	83.6247-0522.3 330595	L= 522
			➔	☐ / am Bremssattel; 12/99→; +PR 1KK,1KP		24.1253-0050.3 331148	L= 192 mit Rohrleitung
			➔	☐ / am Bremssattel; 12/99→; +PR 1KK,1KP		24.1253-0060.3 331149	L= 192 mit Rohrleitung
			➔	12/99→; +PR 1KK,1KP	2	83.7858-0140.3 330837	L= 140
1.9 TDI	74	01/00→12/07	➔	02/00→	2	83.6247-0522.3 330595	L= 522
			➔	☐ / am Bremssattel; 02/00→; +PR 1KK,1KP		24.1253-0050.3 331148	L= 192 mit Rohrleitung
			➔	☐ / am Bremssattel; 02/00→; +PR 1KK,1KP		24.1253-0060.3 331149	L= 192 mit Rohrleitung
			➔	02/00→; +PR 1KK,1KP	2	83.7858-0140.3 330837	L= 140
<b>SKODA - FABIA II (542) 12/06→12/14</b>							
<b>Bremssattel</b>							
1.2	44	12/06→12/14	➔	☐; 03/07→ 06/14; +PR 1LQ,1LR,1ZG		11.9541-9549.2 220575	ATE Ø 54 - Halter
1.2	51	01/07→12/14	➔	☐; 03/07→ 06/14; +PR 1LQ,1LR,1ZG		11.9541-9550.2 220576	ATE Ø 54 - Halter
1.4	63	01/07→12/14	➔	☐; 03/07→ 06/14; +PR 1ZC		11.9541-9553.2 220563	ATE Ø 54 - Halter
			➔	☐; 03/07→ 06/14; +PR 1ZC		11.9541-9554.2 220564	ATE Ø 54 - Halter
			➔	☐; 03/07→ 06/14; +PR 1LB;1LM		24.3481-1735.5 240283	ATE Ø 48 - Halter
			➔	☐; 03/07→ 06/14; +PR 1LB;1LM		24.3481-1736.5 240284	ATE Ø 48 - Halter
			➔	☐; 03/07→ 06/14; +PR 1LN,1ZH		24.3541-1797.5 240856	TRW Ø 54 - Halter
			➔	☐; 03/07→ 06/14; +PR 1LN,1ZH		24.3541-1798.5 240857	TRW Ø 54 - Halter
			➔	☐; 03/07→ 05/09; +PR 1KK		24.3384-1729.5 240816	TRW Ø 38 - Halter
			➔	☐; 03/07→ 05/09; +PR 1KK		24.3384-1730.5 240817	TRW Ø 38 - Halter
			➔	☐; 06/09→ 06/14; +PR 1KV		24.3387-1735.5 240657	TRW Ø 38 - Halter
			➔	☐; 06/09→ 06/14; +PR 1KT		24.3387-1735.5 240657	TRW Ø 38 - Halter
			➔	☐; 06/09→ 06/14; +PR 1KT		24.3387-1736.5 240658	TRW Ø 38 - Halter
			➔	☐; 06/09→ 06/14; +PR 1KV		24.3387-1736.5 240658	TRW Ø 38 - Halter
1.2 12V	44	11/11→12/14	➔	☐; → 06/14; +PR 1LQ,1LR,1ZG		11.9541-9549.2 220575	ATE Ø 54 - Halter
			➔	☐; → 06/14; +PR 1LQ,1LR,1ZG		11.9541-9550.2 220576	ATE Ø 54 - Halter
			➔	☐; → 06/14; +PR 1ZC		11.9541-9553.2 220563	ATE Ø 54 - Halter
			➔	☐; → 06/14; +PR 1ZC		11.9541-9554.2 220564	ATE Ø 54 - Halter
			➔	☐; → 06/14; +PR 1LB;1LM		24.3481-1735.5 240283	ATE Ø 48 - Halter
			➔	☐; → 06/14; +PR 1LB;1LM		24.3481-1736.5 240284	ATE Ø 48 - Halter
			➔	☐; → 06/14; +PR 1LN,1ZH		24.3541-1797.5 240856	TRW Ø 54 - Halter
			➔	☐; → 06/14; +PR 1LN,1ZH		24.3541-1798.5 240857	TRW Ø 54 - Halter
			➔	☐; → 06/14; +PR 1KT		24.3387-1735.5 240657	TRW Ø 38 - Halter
			➔	☐; → 06/14; +PR 1KV		24.3387-1735.5 240657	TRW Ø 38 - Halter
			➔	☐; → 06/14; +PR 1KV		24.3387-1736.5 240658	TRW Ø 38 - Halter
			➔	☐; → 06/14; +PR 1KT		24.3387-1736.5 240658	TRW Ø 38 - Halter
1.2 TDI	55	05/10→12/14	➔	☐; → 06/14; +PR 1LQ,1LR,1ZG		11.9541-9549.2 220575	ATE Ø 54 - Halter
1.2 TSI	63	03/10→12/14	➔	☐; → 06/14; +PR 1LQ,1LR,1ZG		11.9541-9550.2 220576	ATE Ø 54 - Halter
1.2 TSI	77	03/10→12/14	➔	☐; → 06/14; +PR 1ZC		11.9541-9553.2 220563	ATE Ø 54 - Halter
1.4 TSI RS	132	05/10→12/14	➔	☐; → 06/14; +PR 1ZC		11.9541-9554.2 220564	ATE Ø 54 - Halter
1.6 TDI	55	04/10→12/14	➔	☐; → 06/14; +PR 1ZC		11.9541-9554.2 220564	ATE Ø 54 - Halter
1.6 TDI	66	03/10→12/14	➔	☐; → 06/14; +PR 1ZC		11.9541-9554.2 220564	ATE Ø 54 - Halter
1.6 TDI	77	03/10→12/14	➔	☐; → 06/14; +PR 1LB,1LM		24.3481-1735.5 240283	ATE Ø 48 - Halter
			➔	☐; → 06/14; +PR 1LB,1LM		24.3481-1736.5 240284	ATE Ø 48 - Halter
			➔	☐; → 06/14; +PR 1LN,1ZH		24.3541-1797.5 240856	TRW Ø 54 - Halter
			➔	☐; → 06/14; +PR 1LN,1ZH		24.3541-1798.5 240857	TRW Ø 54 - Halter
			➔	☐; → 06/14; +PR 1KT		24.3387-1735.5 240657	TRW Ø 38 - Halter
			➔	☐; → 06/14; +PR 1KV		24.3387-1735.5 240657	TRW Ø 38 - Halter
			➔	☐; → 06/14; +PR 1KV		24.3387-1736.5 240658	TRW Ø 38 - Halter

	kw			 	! #		
<b>SKODA - FABIA II (542) 12/06→12/14</b>							
<b>Bremssattel</b>							
1.2 TDI 1.2 TSI 1.2 TSI 1.4 TSI RS 1.6 TDI 1.6 TDI 1.6 TDI	55 63 77 132 55 66 77	05/10→12/14 03/10→12/14 03/10→12/14 05/10→12/14 04/10→12/14 03/10→12/14 03/10→12/14	➔	☐; → 06/14; +PR 1KT		24.3387-1736.5 240658	TRW Ø 38 - Halter
1.4 TDI 1.4 TDI	51 59	02/07→03/10 01/07→03/10	➔	☐; 03/07→; +PR 1LQ,1LR,1ZG		11.9541-9549.2 220575	ATE Ø 54 - Halter
			➔	☐; 03/07→; +PR 1LQ,1LR,1ZG		11.9541-9550.2 220576	ATE Ø 54 - Halter
			➔	☐; 03/07→; +PR 1ZC		11.9541-9553.2 220563	ATE Ø 54 - Halter
			➔	☐; 03/07→; +PR 1ZC		11.9541-9554.2 220564	ATE Ø 54 - Halter
			➔	☐; 03/07→; +PR 1LB;1LM		24.3481-1735.5 240283	ATE Ø 48 - Halter
			➔	☐; 03/07→; +PR 1LB;1LM		24.3481-1736.5 240284	ATE Ø 48 - Halter
			➔	☐; 03/07→; +PR 1LN,1ZH		24.3541-1797.5 240856	TRW Ø 54 - Halter
			➔	☐; 03/07→; +PR 1LN,1ZH		24.3541-1798.5 240857	TRW Ø 54 - Halter
			➔	☐; 03/07→ 05/09; +PR 1KK		24.3384-1729.5 240816	TRW Ø 38 - Halter
			➔	☐; 03/07→ 05/09; +PR 1KK		24.3384-1730.5 240817	TRW Ø 38 - Halter
			➔	☐; 06/09→; +PR 1KT		24.3387-1735.5 240657	TRW Ø 38 - Halter
			➔	☐; 06/09→; +PR 1KV		24.3387-1735.5 240657	TRW Ø 38 - Halter
			➔	☐; 06/09→; +PR 1KV		24.3387-1736.5 240658	TRW Ø 38 - Halter
			➔	☐; 06/09→; +PR 1KT		24.3387-1736.5 240658	TRW Ø 38 - Halter
1.6	77	04/07→12/14	➔	☐; → 06/14; +PR 1LQ,1LR,1ZG		11.9541-9549.2 220575	ATE Ø 54 - Halter
			➔	☐; → 06/14; +PR 1LQ,1LR,1ZG		11.9541-9550.2 220576	ATE Ø 54 - Halter
			➔	☐; → 06/14; +PR 1ZC		11.9541-9553.2 220563	ATE Ø 54 - Halter
			➔	☐; → 06/14; +PR 1ZC		11.9541-9554.2 220564	ATE Ø 54 - Halter
			➔	☐; → 06/14; +PR 1LB;1LM		24.3481-1735.5 240283	ATE Ø 48 - Halter
			➔	☐; → 06/14; +PR 1LB;1LM		24.3481-1736.5 240284	ATE Ø 48 - Halter
			➔	☐; → 06/14; +PR 1LN,1ZH		24.3541-1797.5 240856	TRW Ø 54 - Halter
			➔	☐; → 06/14; +PR 1LN,1ZH		24.3541-1798.5 240857	TRW Ø 54 - Halter
			➔	☐; → 05/09; +PR 1KK		24.3384-1729.5 240816	TRW Ø 38 - Halter
			➔	☐; → 05/09; +PR 1KK		24.3384-1730.5 240817	TRW Ø 38 - Halter
			➔	☐; 06/09→ 06/14; +PR 1KV		24.3387-1735.5 240657	TRW Ø 38 - Halter
			➔	☐; 06/09→ 06/14; +PR 1KT		24.3387-1735.5 240657	TRW Ø 38 - Halter
			➔	☐; 06/09→ 06/14; +PR 1KT		24.3387-1736.5 240658	TRW Ø 38 - Halter
			➔	☐; 06/09→ 06/14; +PR 1KV		24.3387-1736.5 240658	TRW Ø 38 - Halter
1.9 TDI	77	04/07→03/10	➔	☐; +PR 1LQ,1LR,1ZG		11.9541-9549.2 220575	ATE Ø 54 - Halter
			➔	☐; +PR 1LQ,1LR,1ZG		11.9541-9550.2 220576	ATE Ø 54 - Halter
			➔	☐; +PR 1ZC		11.9541-9553.2 220563	ATE Ø 54 - Halter
			➔	☐; +PR 1ZC		11.9541-9554.2 220564	ATE Ø 54 - Halter
			➔	☐; +PR 1LB;1LM		24.3481-1735.5 240283	ATE Ø 48 - Halter
			➔	☐; +PR 1LB;1LM		24.3481-1736.5 240284	ATE Ø 48 - Halter
			➔	☐; +PR 1LN,1ZH		24.3541-1797.5 240856	TRW Ø 54 - Halter
			➔	☐; +PR 1LN,1ZH		24.3541-1798.5 240857	TRW Ø 54 - Halter
			➔	☐; → 05/09; +PR 1KK		24.3384-1729.5 240816	TRW Ø 38 - Halter
			➔	☐; → 05/09; +PR 1KK		24.3384-1730.5 240817	TRW Ø 38 - Halter
			➔	☐; 06/09→; +PR 1KV		24.3387-1735.5 240657	TRW Ø 38 - Halter
			➔	☐; 06/09→; +PR 1KT		24.3387-1735.5 240657	TRW Ø 38 - Halter
			➔	☐; 06/09→; +PR 1KT		24.3387-1736.5 240658	TRW Ø 38 - Halter
			➔	☐; 06/09→; +PR 1KV		24.3387-1736.5 240658	TRW Ø 38 - Halter
<b>Führungshülzensatz, Bremssattel</b>							
1.2 1.2 1.4	44 51 63	12/06→12/14 01/07→12/14 01/07→12/14	➔	03/07→ 06/14; +PR 1LQ,1LR,1ZG		11.0101-5409.2 260035	ATE
1.2 12V 1.2 TDI 1.2 TSI 1.2 TSI ↓	44 55 63 77	11/11→12/14 05/10→12/14 03/10→12/14 03/10→12/14	➔	→ 06/14; +PR 1LQ,1LR,1ZG		11.0101-5409.2 260035	ATE

















	kw			 	! #		
<b>SKODA - FABIA II (542) 12/06→12/14</b>							
<b>Führungshülzensatz, Bremsattel</b>							
1.4 TSI RS 1.6	132 77	05/10→12/14 04/07→12/14	←	→ 06/14; +PR 1LQ,1LR,1ZG		11.0101-5409.2 260035	ATE
1.6 TDI 1.6 TDI 1.6 TDI	55 66 77	04/10→12/14 03/10→12/14 03/10→12/14					
1.4 TDI 1.4 TDI	51 59	02/07→03/10 01/07→03/10	←	03/07→; +PR 1LQ,1LR,1ZG		11.0101-5409.2 260035	ATE
1.9 TDI	77	04/07→03/10	←	+PR 1LQ,1LR,1ZG		11.0101-5409.2 260035	ATE
<b>Führungsbolzen, Bremsattel</b>							
1.2 1.2 1.4	44 51 63	12/06→12/14 01/07→12/14 01/07→12/14		03/07→ 06/14; +PR 1LQ,1LR,1ZG		11.8171-0069.1 250152	ATE
1.2 12V 1.2 TDI 1.2 TSI 1.2 TSI 1.4 TSI RS 1.6 1.6 TDI 1.6 TDI 1.6 TDI	44 55 63 77 132 77 55 66 77	11/11→12/14 05/10→12/14 03/10→12/14 03/10→12/14 05/10→12/14 04/07→12/14 04/10→12/14 03/10→12/14 03/10→12/14		→ 06/14; +PR 1LQ,1LR,1ZG		11.8171-0069.1 250152	ATE
1.4 TDI 1.4 TDI 1.9 TDI	51 59 77	02/07→03/10 01/07→03/10 04/07→03/10		03/07→; +PR 1LQ,1LR,1ZG  +PR 1LQ,1LR,1ZG		11.8171-0069.1 250152	ATE
<b> Bremschlauch</b>							
1.2 1.2 1.4	44 51 63	12/06→12/14 01/07→12/14 01/07→12/14		03/07→ 06/14	2	83.7858-0140.3 330837	L= 140
			←	03/07→ 06/14	2	83.6247-0522.3 330595	L= 522
			→	☐ / am Bremsattel; 03/07→ 06/14; Scheibenbremse		24.1253-0050.3 331148	L= 192 mit Rohrleitung
			→	☐ / am Bremsattel; 03/07→ 06/14; Scheibenbremse		24.1253-0060.3 331149	L= 192 mit Rohrleitung
1.2 12V 1.2 TDI 1.2 TSI 1.2 TSI 1.4 TSI RS 1.6 1.6 TDI 1.6 TDI 1.6 TDI	44 55 63 77 132 77 55 66 77	11/11→12/14 05/10→12/14 03/10→12/14 03/10→12/14 05/10→12/14 04/07→12/14 04/10→12/14 03/10→12/14 03/10→12/14		→ 06/14  ← → 06/14  ☐ / am Bremsattel; → 06/14; Scheibenbremse  ☐ / am Bremsattel; → 06/14; Scheibenbremse	2  2	83.7858-0140.3 330837 83.6247-0522.3 330595 24.1253-0050.3 331148 24.1253-0060.3 331149	L= 140  L= 522  L= 192 mit Rohrleitung  L= 192 mit Rohrleitung
1.4 TDI 1.4 TDI	51 59	02/07→03/10 01/07→03/10		03/07→  ← 03/07→  ☐ / am Bremsattel; 03/07→; Scheibenbremse  ☐ / am Bremsattel; 03/07→; Scheibenbremse	2  2	83.7858-0140.3 330837 83.6247-0522.3 330595 24.1253-0050.3 331148 24.1253-0060.3 331149	L= 140  L= 522  L= 192 mit Rohrleitung  L= 192 mit Rohrleitung
1.9 TDI	77	04/07→03/10		  ←  ☐ / am Bremsattel; Scheibenbremse  ☐ / am Bremsattel; Scheibenbremse	2  2	83.7858-0140.3 330837 83.6247-0522.3 330595 24.1253-0050.3 331148 24.1253-0060.3 331149	L= 140  L= 522  L= 192 mit Rohrleitung  L= 192 mit Rohrleitung
<b>SKODA - FABIA II Combi (545) 10/07→12/14</b>							
<b> Bremsattel</b>							
1.2 1.2 1.4 1.6	44 51 63 77	10/07→11/14 10/07→12/14 10/07→12/14 10/07→12/14	←	☐; → 06/14; +PR 1LQ,1LR,1ZG		11.9541-9549.2 220575	ATE Ø 54 - Halter
			←	☐; → 06/14; +PR 1LQ,1LR,1ZG		11.9541-9550.2 220576	ATE Ø 54 - Halter
			←	☐; → 06/14; +PR 1ZC		11.9541-9553.2 220563	ATE Ø 54 - Halter
			←	☐; → 06/14; +PR 1ZC		11.9541-9554.2 220564	ATE Ø 54 - Halter
			←	☐; → 06/14; +PR 1LB;1LM		24.3481-1735.5 240283	ATE Ø 48 - Halter
			←	☐; → 06/14; +PR 1LB;1LM		24.3481-1736.5 240284	ATE Ø 48 - Halter
			←	☐; → 06/14; +PR 1LN,1ZH		24.3541-1797.5 240856	TRW Ø 54 - Halter
			←	☐; → 06/14; +PR 1LN,1ZH		24.3541-1798.5 240857	TRW Ø 54 - Halter
			→	☐; → 05/09; +PR 1KK		24.3384-1729.5 240816	TRW Ø 38 - Halter
			→	☐; → 05/09; +PR 1KK		24.3384-1730.5 240817	TRW Ø 38 - Halter
			→	☐; 06/09→ 06/14; +PR 1KV		24.3387-1735.5 240657	TRW Ø 38 - Halter
			→	☐; 06/09→ 06/14; +PR 1KT		24.3387-1735.5 240657	TRW Ø 38 - Halter
↓							














	kw			 	! #		
<b>SKODA - FABIA II Combi (545) 10/07→12/14</b>							
<b>Bremssattel</b>							
1.2	44	10/07→11/14	➡	☐; 06/09→06/14; +PR 1KT		24.3387-1736.5 240658	TRW Ø 38 - Halter
1.2	51	10/07→12/14	➡	☐; 06/09→06/14; +PR 1KV		24.3387-1736.5 240658	TRW Ø 38 - Halter
1.4	63	10/07→12/14	➡	☐; 06/09→06/14; +PR 1KV		24.3387-1736.5 240658	TRW Ø 38 - Halter
1.6	77	10/07→12/14	➡	☐; 06/09→06/14; +PR 1KV		24.3387-1736.5 240658	TRW Ø 38 - Halter
1.2 12V	44	11/11→12/14	⬅	☐; → 06/14; +PR 1LQ,1LR,1ZG		11.9541-9549.2 220575	ATE Ø 54 - Halter
			⬅	☐; → 06/14; +PR 1LQ,1LR,1ZG		11.9541-9550.2 220576	ATE Ø 54 - Halter
			⬅	☐; → 06/14; +PR 1ZC		11.9541-9553.2 220563	ATE Ø 54 - Halter
			⬅	☐; → 06/14; +PR 1ZC		11.9541-9554.2 220564	ATE Ø 54 - Halter
			⬅	☐; → 06/14; +PR 1LB;1LM		24.3481-1735.5 240283	ATE Ø 48 - Halter
			⬅	☐; → 06/14; +PR 1LB;1LM		24.3481-1736.5 240284	ATE Ø 48 - Halter
			⬅	☐; → 06/14; +PR 1LN,1ZH		24.3541-1797.5 240856	TRW Ø 54 - Halter
			⬅	☐; → 06/14; +PR 1LN,1ZH		24.3541-1798.5 240857	TRW Ø 54 - Halter
			➡	☐; → 06/14; +PR 1KT		24.3387-1735.5 240657	TRW Ø 38 - Halter
			➡	☐; → 06/14; +PR 1KV		24.3387-1735.5 240657	TRW Ø 38 - Halter
			➡	☐; → 06/14; +PR 1KV		24.3387-1736.5 240658	TRW Ø 38 - Halter
			➡	☐; → 06/14; +PR 1KT		24.3387-1736.5 240658	TRW Ø 38 - Halter
1.2 TDI	55	05/10→12/14	⬅	☐; → 06/14; +PR 1LQ,1LR,1ZG		11.9541-9549.2 220575	ATE Ø 54 - Halter
1.2 TSI	63	03/10→12/14	⬅	☐; → 06/14; +PR 1LQ,1LR,1ZG		11.9541-9550.2 220576	ATE Ø 54 - Halter
1.2 TSI	77	03/10→12/14	⬅	☐; → 06/14; +PR 1LQ,1LR,1ZG		11.9541-9550.2 220576	ATE Ø 54 - Halter
1.4 TSI RS	132	05/10→12/14	⬅	☐; → 06/14; +PR 1ZC		11.9541-9553.2 220563	ATE Ø 54 - Halter
1.6 TDI	55	04/10→12/14	⬅	☐; → 06/14; +PR 1ZC		11.9541-9554.2 220564	ATE Ø 54 - Halter
1.6 TDI	66	03/10→12/14	⬅	☐; → 06/14; +PR 1ZC		11.9541-9554.2 220564	ATE Ø 54 - Halter
1.6 TDI	77	03/10→12/14	⬅	☐; → 06/14; +PR 1LB,1LM		24.3481-1735.5 240283	ATE Ø 48 - Halter
			⬅	☐; → 06/14; +PR 1LB,1LM		24.3481-1736.5 240284	ATE Ø 48 - Halter
			⬅	☐; → 06/14; +PR 1LN,1ZH		24.3541-1797.5 240856	TRW Ø 54 - Halter
			⬅	☐; → 06/14; +PR 1LN,1ZH		24.3541-1798.5 240857	TRW Ø 54 - Halter
			➡	☐; → 06/14; +PR 1KT		24.3387-1735.5 240657	TRW Ø 38 - Halter
			➡	☐; → 06/14; +PR 1KV		24.3387-1735.5 240657	TRW Ø 38 - Halter
			➡	☐; → 06/14; +PR 1KV		24.3387-1736.5 240658	TRW Ø 38 - Halter
			➡	☐; → 06/14; +PR 1KT		24.3387-1736.5 240658	TRW Ø 38 - Halter
1.4 TDI	51	10/07→03/10	⬅	☐; +PR 1LQ,1LR,1ZG		11.9541-9549.2 220575	ATE Ø 54 - Halter
1.4 TDI	59	10/07→03/10	⬅	☐; +PR 1LQ,1LR,1ZG		11.9541-9550.2 220576	ATE Ø 54 - Halter
1.9 TDI	77	10/07→03/10	⬅	☐; +PR 1ZC		11.9541-9553.2 220563	ATE Ø 54 - Halter
			⬅	☐; +PR 1ZC		11.9541-9554.2 220564	ATE Ø 54 - Halter
			⬅	☐; +PR 1LB;1LM		24.3481-1735.5 240283	ATE Ø 48 - Halter
			⬅	☐; +PR 1LB;1LM		24.3481-1736.5 240284	ATE Ø 48 - Halter
			⬅	☐; +PR 1LN,1ZH		24.3541-1797.5 240856	TRW Ø 54 - Halter
			⬅	☐; +PR 1LN,1ZH		24.3541-1798.5 240857	TRW Ø 54 - Halter
			➡	☐; → 05/09; +PR 1KK		24.3384-1729.5 240816	TRW Ø 38 - Halter
			➡	☐; → 05/09; +PR 1KK		24.3384-1730.5 240817	TRW Ø 38 - Halter
			➡	☐; 06/09→; +PR 1KV		24.3387-1735.5 240657	TRW Ø 38 - Halter
			➡	☐; 06/09→; +PR 1KT		24.3387-1735.5 240657	TRW Ø 38 - Halter
			➡	☐; 06/09→; +PR 1KT		24.3387-1736.5 240658	TRW Ø 38 - Halter
			➡	☐; 06/09→; +PR 1KV		24.3387-1736.5 240658	TRW Ø 38 - Halter
<b>Führungshülzensatz, Bremssattel</b>							
1.2	44	10/07→11/14	⬅	→ 06/14; +PR 1LQ,1LR,1ZG		11.0101-5409.2 260035	ATE
1.2	51	10/07→12/14	⬅	→ 06/14; +PR 1LQ,1LR,1ZG		11.0101-5409.2 260035	ATE
1.2 12V	44	11/11→12/14	⬅	→ 06/14; +PR 1LQ,1LR,1ZG		11.0101-5409.2 260035	ATE
1.2 TDI	55	05/10→12/14	⬅	→ 06/14; +PR 1LQ,1LR,1ZG		11.0101-5409.2 260035	ATE
1.2 TSI	63	03/10→12/14	⬅	→ 06/14; +PR 1LQ,1LR,1ZG		11.0101-5409.2 260035	ATE
1.2 TSI	77	03/10→12/14	⬅	→ 06/14; +PR 1LQ,1LR,1ZG		11.0101-5409.2 260035	ATE
1.4	63	10/07→12/14	⬅	→ 06/14; +PR 1LQ,1LR,1ZG		11.0101-5409.2 260035	ATE
1.4 TSI RS	132	05/10→12/14	⬅	→ 06/14; +PR 1LQ,1LR,1ZG		11.0101-5409.2 260035	ATE
1.6	77	10/07→12/14	⬅	→ 06/14; +PR 1LQ,1LR,1ZG		11.0101-5409.2 260035	ATE
1.6 TDI	55	04/10→12/14	⬅	→ 06/14; +PR 1LQ,1LR,1ZG		11.0101-5409.2 260035	ATE
1.6 TDI	66	03/10→12/14	⬅	→ 06/14; +PR 1LQ,1LR,1ZG		11.0101-5409.2 260035	ATE
1.6 TDI	77	03/10→12/14	⬅	→ 06/14; +PR 1LQ,1LR,1ZG		11.0101-5409.2 260035	ATE
1.4 TDI	51	10/07→03/10	⬅	+PR 1LQ,1LR,1ZG		11.0101-5409.2 260035	ATE
1.4 TDI	59	10/07→03/10	⬅	+PR 1LQ,1LR,1ZG		11.0101-5409.2 260035	ATE
1.9 TDI	77	10/07→03/10	⬅	+PR 1LQ,1LR,1ZG		11.0101-5409.2 260035	ATE
↓							





























	kW			 	! #		
<b>SKODA - FABIA II Combi (545) 10/07→12/14</b>							
<b>Führungsbolzen, Bremsattel</b>							
1.2	44	10/07→11/14		→ 06/14; +PR 1LQ,1LR,1ZG		11.8171-0069.1 250152	ATE
1.2	51	10/07→12/14					
1.2 12V	44	11/11→12/14					
1.2 TDI	55	05/10→12/14					
1.2 TSI	63	03/10→12/14					
1.2 TSI	77	03/10→12/14					
1.4	63	10/07→12/14					
1.4 TSI RS	132	05/10→12/14					
1.6	77	10/07→12/14					
1.6 TDI	55	04/10→12/14					
1.6 TDI	66	03/10→12/14					
1.6 TDI	77	03/10→12/14					
1.4 TDI	51	10/07→03/10		+PR 1LQ,1LR,1ZG		11.8171-0069.1 250152	ATE
1.4 TDI	59	10/07→03/10					
1.9 TDI	77	10/07→03/10					
<b>Bremsschlauch</b>							
1.2	44	10/07→11/14		→ 06/14	2	83.7858-0140.3 330837	L= 140
1.2	51	10/07→12/14	←	→ 06/14	2	83.6247-0522.3 330595	L= 522
1.2 12V	44	11/11→12/14	←				
1.2 TDI	55	05/10→12/14	→	☐ / am Bremsattel; → 06/14; Scheibenbremse		24.1253-0050.3 331148	L= 192 mit Rohrleitung
1.2 TSI	63	03/10→12/14	→				
1.2 TSI	77	03/10→12/14	→				
1.4	63	10/07→12/14	→	☐ / am Bremsattel; → 06/14; Scheibenbremse		24.1253-0060.3 331149	L= 192 mit Rohrleitung
1.4 TSI RS	132	05/10→12/14					
1.6	77	10/07→12/14					
1.6 TDI	55	04/10→12/14					
1.6 TDI	66	03/10→12/14					
1.6 TDI	77	03/10→12/14					
1.4 TDI	51	10/07→03/10			2	83.7858-0140.3 330837	L= 140
1.4 TDI	59	10/07→03/10	←		2	83.6247-0522.3 330595	L= 522
1.9 TDI	77	10/07→03/10	→	☐ / am Bremsattel; Scheibenbremse		24.1253-0050.3 331148	L= 192 mit Rohrleitung
			→	☐ / am Bremsattel; Scheibenbremse		24.1253-0060.3 331149	L= 192 mit Rohrleitung
<b>SKODA - FABIA III (NJ3) 08/14→</b>							
<b>Bremssattel</b>							
1.0	44	08/14→	←	☐; +PR 1ZG		11.9541-9549.2 220575	ATE Ø 54 - Halter
1.0	55	08/14→	←				
1.0 LPG	44	08/14→	←	☐; +PR 1ZG		11.9541-9550.2 220576	ATE Ø 54 - Halter
1.0 LPG	55	08/14→	←	☐; +PR 1ZC		11.9541-9553.2 220563	ATE Ø 54 - Halter
1.0 TSI	70	05/17→	←				
1.0 TSI	81	05/17→	←	☐; +PR 1ZC		11.9541-9554.2 220564	ATE Ø 54 - Halter
1.2 TSI	66	08/14→	→	☐; +PR 1KK,1KT,2EJ		24.3387-1735.5 240657	TRW Ø 38 - Halter
1.2 TSI	81	08/14→	→				
1.4 TDI	66	08/14→	→	☐; +PR 1KK,1KT,2EJ		24.3387-1736.5 240658	TRW Ø 38 - Halter
1.4 TDI	77	08/14→					
1.4 TSI R5	92	02/18→					
1.4 TDI	55	05/15→	←	☐; +PR 1ZC		11.9541-9553.2 220563	ATE Ø 54 - Halter
			←	☐; +PR 1ZC		11.9541-9554.2 220564	ATE Ø 54 - Halter
			→	☐; +PR 1KT		24.3387-1735.5 240657	TRW Ø 38 - Halter
			→	☐; +PR 1KT		24.3387-1736.5 240658	TRW Ø 38 - Halter
1.6	81	01/15→	←	☐; +PR 1ZG		11.9541-9549.2 220575	ATE Ø 54 - Halter
			←	☐; +PR 1ZG		11.9541-9550.2 220576	ATE Ø 54 - Halter
			←	☐; +PR 1ZC		11.9541-9553.2 220563	ATE Ø 54 - Halter
			←	☐; +PR 1ZC		11.9541-9554.2 220564	ATE Ø 54 - Halter
			→	☐; +PR 1KT		24.3387-1735.5 240657	TRW Ø 38 - Halter
			→	☐; +PR 1KT		24.3387-1736.5 240658	TRW Ø 38 - Halter
<b>Feder, Bremsattel</b>							
1.0	44	08/14→		+PR 1ZC	2	11.8116-0351.1 390538	ATE
1.0	55	08/14→					
1.0 LPG	44	08/14→					
1.0 LPG	55	08/14→					
1.0 TSI	70	05/17→					
1.0 TSI	81	05/17→					
1.2 TSI	66	08/14→					
1.2 TSI	81	08/14→					
1.4 TDI	55	05/15→					
1.4 TDI	66	08/14→					
1.4 TDI	77	08/14→					
1.4 TSI R5	92	02/18→					
1.6	81	01/15→					
↓							









	kw			 	! #		
<b>SKODA - FABIA III (NJ3) 08/14 →</b>							
<b>Führungshülzensatz, Bremsattel</b>							
1.0	44	08/14 →	←	+PR 1ZG		11.0101-5409.2 260035	ATE
1.0	55	08/14 →					
1.0 LPG	44	08/14 →	←	+PR 1ZC		11.0101-5409.2 260035	ATE
1.0 LPG	55	08/14 →					
1.0 TSI	70	05/17 →					
1.0 TSI	81	05/17 →					
1.2 TSI	66	08/14 →					
1.2 TSI	81	08/14 →					
1.4 TDI	66	08/14 →					
1.4 TDI	77	08/14 →					
1.4 TSI R5	92	02/18 →					
1.6	81	01/15 →					
1.4 TDI	55	05/15 →	←	+PR 1ZC		11.0101-5409.2 260035	ATE
<b>Führungsbolzen, Bremsattel</b>							
1.0	44	08/14 →		+PR 1ZC		11.8171-0008.1 990049	ATE
1.0	55	08/14 →					
1.0 LPG	44	08/14 →	←	+PR 1ZG		11.8171-0008.1 990049	ATE
1.0 LPG	55	08/14 →					
1.0 TSI	70	05/17 →					
1.0 TSI	81	05/17 →					
1.2 TSI	66	08/14 →					
1.2 TSI	81	08/14 →					
1.4 TDI	66	08/14 →					
1.4 TDI	77	08/14 →					
1.4 TSI R5	92	02/18 →					
1.6	81	01/15 →					
1.4 TDI	55	05/15 →		+PR 1ZC		11.8171-0008.1 990049	ATE
<b>Bremsschlauch</b>							
1.0	44	08/14 →	→		2	83.7858-0140.3 330837	L= 140
1.0	55	08/14 →					
1.0 LPG	44	08/14 →					
1.0 LPG	55	08/14 →					
1.0 TSI	70	05/17 →					
1.0 TSI	81	05/17 →					
1.2 TSI	66	08/14 →					
1.2 TSI	81	08/14 →					
1.4 TDI	55	05/15 →					
1.4 TDI	66	08/14 →					
1.4 TDI	77	08/14 →					
1.4 TSI R5	92	02/18 →					
1.6	81	01/15 →	→	01/16 →	2	83.7858-0140.3 330837	L= 140
<b>SKODA - FABIA III Kombi (NJ5) 10/14 →</b>							
<b>Bremssattel</b>							
1.0	44	10/14 →	←	☐; +PR 1ZG		11.9541-9549.2 220575	ATE Ø 54 - Halter
1.0	55	10/14 →					
1.0 LPG	55	10/14 →	←	☐; +PR 1ZG		11.9541-9550.2 220576	ATE Ø 54 - Halter
1.0 TSI	70	05/17 →					
1.0 TSI	81	05/17 →	←	☐; +PR 1ZC		11.9541-9553.2 220563	ATE Ø 54 - Halter
1.2 TSI	66	10/14 →	←	☐; +PR 1ZC		11.9541-9554.2 220564	ATE Ø 54 - Halter
1.2 TSI	81	10/14 →	→	☐; +PR 1KK,1KT,2EJ		24.3387-1735.5 240657	TRW Ø 38 - Halter
1.4 TDI	66	10/14 →	→	☐; +PR 1KK,1KT,2EJ		24.3387-1736.5 240658	TRW Ø 38 - Halter
1.4 TDI	77	10/14 →					
1.4 TDI	55	05/15 →	←	☐; +PR 1ZC		11.9541-9553.2 220563	ATE Ø 54 - Halter
			←	☐; +PR 1ZC		11.9541-9554.2 220564	ATE Ø 54 - Halter
			→	☐; +PR 1KT		24.3387-1735.5 240657	TRW Ø 38 - Halter
			→	☐; +PR 1KT		24.3387-1736.5 240658	TRW Ø 38 - Halter
1.6	81	01/15 →	←	☐; +PR 1ZG		11.9541-9549.2 220575	ATE Ø 54 - Halter
			←	☐; +PR 1ZG		11.9541-9550.2 220576	ATE Ø 54 - Halter
			←	☐; +PR 1ZC		11.9541-9553.2 220563	ATE Ø 54 - Halter
			←	☐; +PR 1ZC		11.9541-9554.2 220564	ATE Ø 54 - Halter
			→	☐; +PR 1KT		24.3387-1735.5 240657	TRW Ø 38 - Halter
			→	☐; +PR 1KT		24.3387-1736.5 240658	TRW Ø 38 - Halter
<b>Feder, Bremsattel</b>							
1.0	44	10/14 →		+PR 1ZC	2	11.8116-0351.1 390538	ATE
1.0	55	10/14 →					
1.0 LPG	55	10/14 →					
1.0 TSI	70	05/17 →					
1.0 TSI	81	05/17 →					
1.2 TSI	66	10/14 →					
↓							










	kW			 	! #		
<b>SKODA - FABIA III Kombi (NJ5) 10/14→</b>							
<b>Feder, Bremssattel</b>							
1.2 TSI	81	10/14→		+PR 1ZC	2	11.8116-0351.1	390538 ATE
1.4 TDI	55	05/15→					
1.4 TDI	66	10/14→					
1.4 TDI	77	10/14→					
1.6	81	01/15→					
<b>Führungshülzensatz, Bremssattel</b>							
1.0	44	10/14→	←	+PR 1ZG		11.0101-5409.2	260035 ATE
1.0	55	10/14→					
1.0 LPG	55	10/14→	←	+PR 1ZG		11.0101-5409.2	260035 ATE
1.0 TSI	70	05/17→					
1.0 TSI	81	05/17→					
1.2 TSI	66	10/14→					
1.2 TSI	81	10/14→					
1.4 TDI	66	10/14→					
1.4 TDI	77	10/14→					
1.6	81	01/15→					
1.4 TDI	55	05/15→	←	+PR 1ZC		11.0101-5409.2	260035 ATE
<b>Führungsbolzen, Bremssattel</b>							
1.0	44	10/14→		+PR 1ZC		11.8171-0008.1	990049 ATE
1.0	55	10/14→	←	+PR 1ZG		11.8171-0008.1	990049 ATE
1.0 LPG	55	10/14→					
1.0 TSI	70	05/17→					
1.0 TSI	81	05/17→					
1.2 TSI	66	10/14→					
1.2 TSI	81	10/14→					
1.4 TDI	66	10/14→					
1.4 TDI	77	10/14→					
1.6	81	01/15→					
1.4 TDI	55	05/15→		+PR 1ZC		11.8171-0008.1	990049 ATE
<b> Bremsschlauch</b>							
1.0	44	10/14→	→		2	83.7858-0140.3	330837 L= 140
1.0	55	10/14→					
1.0 LPG	55	10/14→					
1.0 TSI	70	05/17→					
1.0 TSI	81	05/17→					
1.2 TSI	66	10/14→					
1.2 TSI	81	10/14→					
1.4 TDI	55	05/15→					
1.4 TDI	66	10/14→					
1.4 TDI	77	10/14→					
1.6	81	01/15→	→	01/16→	2	83.7858-0140.3	330837 L= 140
<b>SKODA - FELICIA I (6U1) 10/94→03/98</b>							
<b> Bremssattel</b>							
1.3	40	10/94→03/98	←	☐; → 02/98		24.3541-1737.5	240197 TRW Ø 54 - Halter
1.3	43	10/94→03/98	←	☐; → 02/98		24.3541-1738.5	240198 TRW Ø 54 - Halter
1.3	50	10/94→03/98	←	☐; → 02/98			
1.6 LX	55	08/95→03/98	←	☐; → 02/98			
1.9 D	47	10/95→03/98	←	☐; 10/96→ 02/98		24.3541-1737.5	240197 TRW Ø 54 - Halter
			←	☐; 10/96→ 02/98		24.3541-1738.5	240198 TRW Ø 54 - Halter
<b> Bremsschlauch</b>							
1.3	40	10/94→03/98	←	→ 06/96; - ABS	2	24.5112-0339.3	330771 L= 340
1.3	43	10/94→03/98	←	07/96→ 02/98; - ABS	2	24.5166-0325.3	331293 L= 325
1.3	50	10/94→03/98	→	04/95→ 02/98	2	24.5228-0180.3	330761 L= 180
			→	→ 03/95	2	24.5228-0235.3	330395 L= 235
1.6 LX	55	08/95→03/98	←	→ 06/96; - ABS	2	24.5112-0339.3	330771 L= 340
			←	07/96→ 02/98; - ABS	2	24.5166-0325.3	331293 L= 325
			→	→ 02/98	2	24.5228-0180.3	330761 L= 180
1.9 D	47	10/95→03/98	←	10/96→ 02/98; - ABS	2	24.5166-0325.3	331293 L= 325
			→	10/96→ 02/98	2	24.5228-0180.3	330761 L= 180
<b>SKODA - FELICIA I Kombi (6U5) 07/95→03/98</b>							
<b> Bremssattel</b>							
1.3	43	08/95→03/98	←	☐; → 02/98		24.3541-1737.5	240197 TRW Ø 54 - Halter
1.3 LX	40	08/95→03/98	←	☐; → 02/98		24.3541-1738.5	240198 TRW Ø 54 - Halter
1.3 LXI	50	08/95→03/98	←	☐; → 02/98			
1.6 GLX	55	08/95→03/98	←	☐; → 02/98			
↓							








	kw			 	! #		
<b>SKODA - FELICIA I Kombi (6U5) 07/95→03/98</b>							
 <b>Bremssattel</b>							
1.9 D	47	10/95→03/98	←	☐; 10/96→02/98	24.3541-1737.5	240197	TRW Ø 54 - Halter
			←	☐; 10/96→02/98	24.3541-1738.5	240198	TRW Ø 54 - Halter
 <b>Bremsschlauch</b>							
1.3	43	08/95→03/98	←	→ 06/96; - ABS	2	24.5112-0339.3 330771	L= 340
1.3 LX	40	08/95→03/98	←				
1.3 LXI	50	08/95→03/98	←	07/96→02/98; - ABS	2	24.5166-0325.3 331293	L= 325
1.6 GLX	55	08/95→03/98	→	→ 02/98	2	24.5228-0180.3 330761	L= 180
1.9 D	47	10/95→03/98	←	10/96→02/98; - ABS	2	24.5166-0325.3 331293	L= 325
			→	10/96→02/98	2	24.5228-0180.3 330761	L= 180
<b>SKODA - FELICIA I Pick-up (6UF, 6U7) 10/95→04/02</b>							
 <b>Bremssattel</b>							
1.3	40	06/97→04/02	←	☐; → 12/00	24.3541-1737.5	240197	TRW Ø 54 - Halter
1.3	50	06/97→04/02	←		24.3541-1738.5	240198	TRW Ø 54 - Halter
1.9 D	47	06/97→04/02	←		24.3541-1738.5	240198	TRW Ø 54 - Halter
1.3	43	10/95→04/02	←	☐; 06/97→12/00	24.3541-1737.5	240197	TRW Ø 54 - Halter
			←	☐; 06/97→12/00	24.3541-1738.5	240198	TRW Ø 54 - Halter
1.6	55	06/97→04/02	←	☐; → 12/99	24.3541-1737.5	240197	TRW Ø 54 - Halter
			←	☐; → 12/99	24.3541-1738.5	240198	TRW Ø 54 - Halter
 <b>Bremsschlauch</b>							
1.3	40	06/97→04/02	←	→ 12/00	2	24.5166-0325.3 331293	L= 325
1.3	50	06/97→04/02	→	→ 12/00	2	83.6236-0175.3 330710	L= 175
1.9 D	47	06/97→04/02	→	→ 12/00	2	83.6236-0175.3 330710	L= 175
1.3	43	10/95→04/02	←	06/97→12/00	2	24.5166-0325.3 331293	L= 325
			→	06/97→12/00	2	83.6236-0175.3 330710	L= 175
1.6	55	06/97→04/02	←	→ 12/99	2	24.5166-0325.3 331293	L= 325
			→	→ 12/99	2	83.6236-0175.3 330710	L= 175
<b>SKODA - FELICIA II (6U1) 01/98→06/01</b>							
 <b>Bremssattel</b>							
1.3	40	01/98→06/01	←	☐; 03/98→	24.3541-1737.5	240197	TRW Ø 54 - Halter
1.3	43	01/98→06/01	←		24.3541-1738.5	240198	TRW Ø 54 - Halter
1.3	50	01/98→06/01	←		24.3541-1738.5	240198	TRW Ø 54 - Halter
1.6	55	01/98→06/01					
1.9 D	47	01/98→06/01					
 <b>Bremsschlauch</b>							
1.3	40	01/98→06/01	←	03/98→	2	24.5166-0325.3 331293	L= 325
1.3	43	01/98→06/01	→	03/98→08/98	2	24.5228-0180.3 330761	L= 180
1.3	50	01/98→06/01	→	03/98→08/98	2	24.5228-0180.3 330761	L= 180
1.6	55	01/98→06/01	→	09/98→	2	83.6236-0175.3 330710	L= 175
1.9 D	47	01/98→06/01	→	09/98→	2	83.6236-0175.3 330710	L= 175
<b>SKODA - FELICIA II Kombi (6U5) 01/98→06/01</b>							
 <b>Bremssattel</b>							
1.3	50	01/98→06/01	←	☐; 03/98→	24.3541-1737.5	240197	TRW Ø 54 - Halter
1.6	55	01/98→06/01	←		24.3541-1738.5	240198	TRW Ø 54 - Halter
1.9 D	47	01/98→06/01	←		24.3541-1738.5	240198	TRW Ø 54 - Halter
 <b>Bremsschlauch</b>							
1.3	50	01/98→06/01	←	03/98→	2	24.5166-0325.3 331293	L= 325
1.6	55	01/98→06/01	→	03/98→08/98	2	24.5228-0180.3 330761	L= 180
1.9 D	47	01/98→06/01	→	03/98→08/98	2	24.5228-0180.3 330761	L= 180
			→	09/98→	2	83.6236-0175.3 330710	L= 175
<b>SKODA - FELICIA Cube Van (6U5) 03/97→12/01</b>							
 <b>Bremssattel</b>							
1.3	50	03/97→06/98	←	☐	24.3541-1737.5	240197	TRW Ø 54 - Halter
1.6	55	06/98→12/01	←	☐	24.3541-1738.5	240198	TRW Ø 54 - Halter
1.9 D	47	03/97→12/01	←	☐; 03/98→	24.3541-1737.5	240197	TRW Ø 54 - Halter
↓			←	☐; 03/98→	24.3541-1738.5	240198	TRW Ø 54 - Halter










	kw					! #		
<b>SKODA - FELICIA Cube Van (6U5) 03/97→12/01</b>								
 <b>Bremsschlauch</b>								
1.3	50	03/97→06/98	←			2	24.5166-0325.3 331293	L= 325
			→			2	24.5228-0180.3 330761	L= 180
						2	83.6236-0175.3 330710	L= 175
1.6	55	06/98→12/01	←			2	24.5166-0325.3 331293	L= 325
			→	→ 08/98		2	24.5228-0180.3 330761	L= 180
			→	09/98→		2	83.6236-0175.3 330710	L= 175
1.9 D	47	03/97→12/01	←	03/98→		2	24.5166-0325.3 331293	L= 325
			→	03/98→ 08/98		2	24.5228-0180.3 330761	L= 180
			→	09/98→		2	83.6236-0175.3 330710	L= 175
<b>SKODA - KODIAQ (NS7) 10/16→</b>								
 <b>Bremssattel</b>								
1.4 TSI	92	10/16→	←	☐; 03/17→; +PR 1LA,1LW			24.3601-1727.5 240786	TRW Ø 60 - Halter
1.4 TSI	110	10/16→	←					
1.4 TSI 4x4	110	10/16→	←	☐; 03/17→; +PR 1LA,1LW			24.3601-1728.5 240787	TRW Ø 60 - Halter
2.0 TDI	110	10/16→						
2.0 TDI 4x4	110	10/16→						
2.0 TDI 4x4	140	10/16→						
2.0 TSI 4x4	132	10/16→						
<b>SKODA - OCTAVIA I (1U2) 09/96→12/10</b>								
 <b>Bremssattel</b>								
1.4	44	04/99→03/01	←	☐; +PR 1LQ,1LR,1LS,1ZM			11.9541-9549.2 220575	ATE Ø 54 - Halter
			←	☐; +PR 1LQ,1LR,1LS,1ZM			11.9541-9550.2 220576	ATE Ø 54 - Halter
			←	☐; +PR 1LN,1LE,1ZD,1ZE / 1ZH			24.3541-8523.5 240551	ATE Ø 54 - Halter
			←	☐; +PR 1LN,1LE,1ZD,1ZE / 1ZH			24.3541-8524.5 240552	ATE Ø 54 - Halter
1.4 16V	55	09/00→12/10	←	☐; → 06/10; +PR 1LQ,1LR,1LS,1ZM			11.9541-9549.2 220575	ATE Ø 54 - Halter
			←	☐; → 06/10; +PR 1LQ,1LR,1LS,1ZM			11.9541-9550.2 220576	ATE Ø 54 - Halter
			←	☐; +PR 1LN,1LE,1ZD,1ZE / 1ZH; → 06/10			24.3541-8523.5 240551	ATE Ø 54 - Halter
			←	☐; +PR 1LN,1LE,1ZD,1ZE / 1ZH; → 06/10			24.3541-8524.5 240552	ATE Ø 54 - Halter
1.6 1.9 TDI	55	09/96→09/04	←	☐; 10/96→; → 1U-W-104149; +PR 1LQ,1LR,1LS,1ZM			11.9541-9549.2 220575	ATE Ø 54 - Halter
			←	☐; 1U-W-104150→; +PR 1LQ,1LR,1LS,1ZM			11.9541-9549.2 220575	ATE Ø 54 - Halter
			←	☐; 1U-W-104150→; +PR 1LQ,1LR,1LS,1ZM			11.9541-9550.2 220576	ATE Ø 54 - Halter
	66	09/96→03/10	←	☐; 10/96→; → 1U-W-104149; +PR 1LQ,1LR,1LS,1ZM			11.9541-9550.2 220576	ATE Ø 54 - Halter
			←	☐; 10/96→; +PR 1LN,1LE,1ZD,1ZE / 1ZH			24.3541-8523.5 240551	ATE Ø 54 - Halter
			←	☐; 10/96→; +PR 1LN,1LE,1ZD,1ZE / 1ZH			24.3541-8524.5 240552	ATE Ø 54 - Halter
			→	☐; 10/96→; → 1U-Y-294000; +PR 1KP			24.3414-1703.5 240830	TRW Ø 41 - Halter
			→	☐; 10/96→; → 1U-Y-294000; +PR 1KP			24.3414-1704.5 240831	TRW Ø 41 - Halter
			→	☐; 1U-Y-294001→; +PR 1KP			24.3414-1705.5 240832	TRW Ø 41 - Halter
1.6	74	02/97→12/07	←	☐; → 1U-W-104149; +PR 1LQ,1LR,1LS,1ZM			11.9541-9549.2 220575	ATE Ø 54 - Halter
			←	☐; 1U-W-104150→; +PR 1LQ,1LR,1LS,1ZM			11.9541-9549.2 220575	ATE Ø 54 - Halter
			←	☐; 1U-W-104150→; +PR 1LQ,1LR,1LS,1ZM			11.9541-9550.2 220576	ATE Ø 54 - Halter
			←	☐; → 1U-W-104149; +PR 1LQ,1LR,1LS,1ZM			11.9541-9550.2 220576	ATE Ø 54 - Halter
			←	☐; +PR 1LN,1LE,1ZD,1ZE / 1ZH			24.3541-8523.5 240551	ATE Ø 54 - Halter
			←	☐; +PR 1LN,1LE,1ZD,1ZE / 1ZH			24.3541-8524.5 240552	ATE Ø 54 - Halter
			→	☐; → 1U-Y-294000; +PR 1KP			24.3414-1703.5 240830	TRW Ø 41 - Halter
			→	☐; → 1U-Y-294000; +PR 1KP			24.3414-1704.5 240831	TRW Ø 41 - Halter
			→	☐; 1U-Y-294001→; +PR 1KP			24.3414-1705.5 240832	TRW Ø 41 - Halter
1.6	75	11/00→12/10	←	☐; 1U-W-104150→; → 06/10; +PR 1LQ,1LR,1LS,1ZM			11.9541-9549.2 220575	ATE Ø 54 - Halter
			←	☐; → 1U-W-104149; +PR 1LQ,1LR,1LS,1ZM			11.9541-9549.2 220575	ATE Ø 54 - Halter









	kw			 	! #		
<b>SKODA - OCTAVIA I (1U2) 09/96→12/10</b>							
 <b>Bremssattel</b>							
1.6	75	11/00→12/10	←	☐; → 1U-W-104149; +PR 1LQ,1LR,1LS,1ZM	11.9541-9550.2	220576	ATE Ø 54 - Halter
			←	☐; 1U-W-104150→; → 06/10; +PR 1LQ,1LR,1LS,1ZM	11.9541-9550.2	220576	ATE Ø 54 - Halter
			←	☐; +PR 1LN,1LE,1ZD,1ZE / 1ZH; → 06/10	24.3541-8523.5	240551	ATE Ø 54 - Halter
			←	☐; +PR 1LN,1LE,1ZD,1ZE / 1ZH; → 06/10	24.3541-8524.5	240552	ATE Ø 54 - Halter
			→	☐; → 1U-Y-294000; +PR 1KP	24.3414-1703.5	240830	TRW Ø 41 - Halter
			→	☐; → 1U-Y-294000; +PR 1KP	24.3414-1704.5	240831	TRW Ø 41 - Halter
			→	☐; 1U-Y-294001→; → 06/10; +PR 1KP	24.3414-1705.5	240832	TRW Ø 41 - Halter
1.8	92	09/96→07/00	←	☐; 10/96→; → 1U-W-104149; +PR 1LQ,1LR,1LS,1ZM	11.9541-9549.2	220575	ATE Ø 54 - Halter
			←	☐; 1U-W-104150→; +PR 1LQ,1LR,1LS,1ZM	11.9541-9549.2	220575	ATE Ø 54 - Halter
			←	☐; 1U-W-104150→; +PR 1LQ,1LR,1LS,1ZM	11.9541-9550.2	220576	ATE Ø 54 - Halter
			←	☐; 10/96→; → 1U-W-104149; +PR 1LQ,1LR,1LS,1ZM	11.9541-9550.2	220576	ATE Ø 54 - Halter
			←	☐; 10/96→; +PR 1LN,1LE,1ZD,1ZE / 1ZH	24.3541-8523.5	240551	ATE Ø 54 - Halter
			←	☐; 10/96→; +PR 1LN,1LE,1ZD,1ZE / 1ZH	24.3541-8524.5	240552	ATE Ø 54 - Halter
			→	☐; 10/96→; → 1U-W-129999; +PR 1KK,1KS	24.3384-1723.5	240842	TRW Ø 38 - Halter
			→	☐; 10/96→; → 1U-W-129999; +PR 1KK,1KS	24.3384-1724.5	240843	TRW Ø 38 - Halter
			→	☐; 1U-W-130000→ 1U-Y-294000; +PR 1KP	24.3414-1703.5	240830	TRW Ø 41 - Halter
			→	☐; 1U-W-130000→ 1U-Y-294000; +PR 1KP	24.3414-1704.5	240831	TRW Ø 41 - Halter
			→	☐; 1U-Y-294001→; +PR 1KP	24.3414-1705.5	240832	TRW Ø 41 - Halter
1.8 T	110	08/97→12/10	←	☐; 03/98→; → 1U-W-104149; +PR 1LQ,1LR,1LS,1ZM	11.9541-9549.2	220575	ATE Ø 54 - Halter
			←	☐; 1U-W-104150→; → 06/10; +PR 1LQ,1LR,1LS,1ZM	11.9541-9549.2	220575	ATE Ø 54 - Halter
			←	☐; 03/98→; → 1U-W-104149; +PR 1LQ,1LR,1LS,1ZM	11.9541-9550.2	220576	ATE Ø 54 - Halter
			←	☐; 1U-W-104150→; → 06/10; +PR 1LQ,1LR,1LS,1ZM	11.9541-9550.2	220576	ATE Ø 54 - Halter
			←	☐; 03/98→ 06/10; +PR 1LN,1LE,1ZD,1ZE / 1ZH	24.3541-8523.5	240551	ATE Ø 54 - Halter
			←	☐; 03/98→ 06/10; +PR 1LN,1LE,1ZD,1ZE / 1ZH	24.3541-8524.5	240552	ATE Ø 54 - Halter
			→	☐; 03/98→; → 1U-W-129999; +PR 1KK,1KS	24.3384-1723.5	240842	TRW Ø 38 - Halter
			→	☐; 03/98→; → 1U-W-129999; +PR 1KK,1KS	24.3384-1724.5	240843	TRW Ø 38 - Halter
			→	☐; 1U-W-130000→ 1U-Y-294000; +PR 1KP	24.3414-1703.5	240830	TRW Ø 41 - Halter
			→	☐; 1U-W-130000→ 1U-Y-294000; +PR 1KP	24.3414-1704.5	240831	TRW Ø 41 - Halter
			→	☐; 1U-Y-294001→; → 06/10; +PR 1KP	24.3414-1705.5	240832	TRW Ø 41 - Halter
1.8 T 4x4	110	05/01→05/06	←	☐; +PR 1LQ,1LR,1LS,1ZM	11.9541-9549.2	220575	ATE Ø 54 - Halter
			←	☐; +PR 1LQ,1LR,1LS,1ZM	11.9541-9550.2	220576	ATE Ø 54 - Halter
			←	☐; +PR 1LN,1LE,1ZD,1ZE / 1ZH	24.3541-8523.5	240551	ATE Ø 54 - Halter
			←	☐; +PR 1LN,1LE,1ZD,1ZE / 1ZH	24.3541-8524.5	240552	ATE Ø 54 - Halter
			→	☐; +PR 1KE	24.3414-1705.5	240832	TRW Ø 41 - Halter
1.9 SDI 1.9 TDI	50 81	06/97→12/03 08/97→01/06	←	☐; → 1U-W-104149; +PR 1LQ,1LR,1LS,1ZM	11.9541-9549.2	220575	ATE Ø 54 - Halter
			←	☐; 1U-W-104150→; +PR 1LQ,1LR,1LS,1ZM	11.9541-9549.2	220575	ATE Ø 54 - Halter
			←	☐; → 1U-W-104149; +PR 1LQ,1LR,1LS,1ZM	11.9541-9550.2	220576	ATE Ø 54 - Halter
			←	☐; 1U-W-104150→; +PR 1LQ,1LR,1LS,1ZM	11.9541-9550.2	220576	ATE Ø 54 - Halter
			←	☐; +PR 1LN,1LE,1ZD,1ZE / 1ZH	24.3541-8523.5	240551	ATE Ø 54 - Halter
			←	☐; +PR 1LN,1LE,1ZD,1ZE / 1ZH	24.3541-8524.5	240552	ATE Ø 54 - Halter










	kw			 	! #		
<b>SKODA - OCTAVIA I (1U2) 09/96→12/10</b>							
<b>Bremssattel</b>							
1.9 SDI 1.9 TDI	50 81	06/97→12/03 08/97→01/06	➡	☐; → 1U-W-129999; +PR 1KK,1KS		24.3384-1723.5 240842	TRW Ø 38 - Halter
			➡	☐; → 1U-W-129999; +PR 1KK,1KS		24.3384-1724.5 240843	TRW Ø 38 - Halter
			➡	☐; 1U-W-130000→ 1U-Y-294000; +PR 1KP		24.3414-1703.5 240830	TRW Ø 41 - Halter
			➡	☐; 1U-W-130000→ 1U-Y-294000; +PR 1KP		24.3414-1704.5 240831	TRW Ø 41 - Halter
			➡	☐; 1U-Y-294001→; +PR 1KP		24.3414-1705.5 240832	TRW Ø 41 - Halter
1.9 TDI	74	10/05→12/10	⬅	☐; → 06/10; +PR 1LQ,1LR,1LS,1ZM		11.9541-9549.2 220575	ATE Ø 54 - Halter
			⬅	☐; → 06/10; +PR 1LQ,1LR,1LS,1ZM		11.9541-9550.2 220576	ATE Ø 54 - Halter
			⬅	☐; +PR 1LN,1LE,1ZD,1ZE / 1ZH; → 06/10		24.3541-8523.5 240551	ATE Ø 54 - Halter
			⬅	☐; +PR 1LN,1LE,1ZD,1ZE / 1ZH; → 06/10		24.3541-8524.5 240552	ATE Ø 54 - Halter
			➡	☐; → 06/10; +PR 1KP		24.3414-1705.5 240832	TRW Ø 41 - Halter
1.9 TDI	96	09/02→09/04	⬅	☐; 01/03→; +PR 1LQ,1LR,1LS,1ZM		11.9541-9549.2 220575	ATE Ø 54 - Halter
			⬅	☐; 01/03→; +PR 1LQ,1LR,1LS,1ZM		11.9541-9550.2 220576	ATE Ø 54 - Halter
			⬅	☐; 01/03→; +PR 1LN,1LE,1ZD,1ZE / 1ZH		24.3541-8523.5 240551	ATE Ø 54 - Halter
			⬅	☐; 01/03→; +PR 1LN,1LE,1ZD,1ZE / 1ZH		24.3541-8524.5 240552	ATE Ø 54 - Halter
			➡	☐; 01/03→; +PR 1KP		24.3414-1705.5 240832	TRW Ø 41 - Halter
2.0	85	04/99→05/07	⬅	☐; +PR 1LQ,1LR,1LS,1ZM		11.9541-9549.2 220575	ATE Ø 54 - Halter
			⬅	☐; +PR 1LQ,1LR,1LS,1ZM		11.9541-9550.2 220576	ATE Ø 54 - Halter
			⬅	☐; +PR 1LN,1LE,1ZD,1ZE / 1ZH		24.3541-8523.5 240551	ATE Ø 54 - Halter
			⬅	☐; +PR 1LN,1LE,1ZD,1ZE / 1ZH		24.3541-8524.5 240552	ATE Ø 54 - Halter
			➡	☐; → 1U-Y-294000; +PR 1KP		24.3414-1703.5 240830	TRW Ø 41 - Halter
			➡	☐; → 1U-Y-294000; +PR 1KP		24.3414-1704.5 240831	TRW Ø 41 - Halter
			➡	☐; 1U-Y-294001→; +PR 1KP		24.3414-1705.5 240832	TRW Ø 41 - Halter
RS 1.8 T	132	05/01→01/06	⬅	☐; +PR 1ZN		11.9541-9595.2 220501	ATE Ø 54 - Halter
			⬅	☐; +PR 1ZN		11.9541-9596.2 220502	ATE Ø 54 - Halter
<b>Halter, Bremssattel</b>							
1.4 1.6 1.8 T 4x4 1.9 SDI 1.9 TDI 2.0	44 74 110 50 81 85	04/99→03/01 02/97→12/07 05/01→05/06 06/97→12/03 08/97→01/06 04/99→05/07	⬅	+PR 1LN,1LE,1ZD,1ZE / 1ZH	2	11.8170-0306.1 260102	ATE
1.4 16V 1.6 1.9 TDI	55 75 74	09/00→12/10 11/00→12/10 10/05→12/10	⬅	+PR 1LN,1LE,1ZD,1ZE / 1ZH; → 06/10	2	11.8170-0306.1 260102	ATE
1.6 1.8 1.9 TDI	55 92 66	09/96→09/04 09/96→07/00 09/96→03/10	⬅	10/96→; +PR 1LN,1LE,1ZD,1ZE / 1ZH	2	11.8170-0306.1 260102	ATE
1.8 T	110	08/97→12/10	⬅	03/98→ 06/10; +PR 1LN,1LE,1ZD,1ZE / 1ZH	2	11.8170-0306.1 260102	ATE
1.9 TDI	96	09/02→09/04	⬅	01/03→; +PR 1LN,1LE,1ZD,1ZE / 1ZH	2	11.8170-0306.1 260102	ATE
<b>Feder, Bremssattel</b>							
1.4 1.6 1.8 T 4x4 1.9 SDI 1.9 TDI 2.0	44 74 110 50 81 85	04/99→03/01 02/97→12/07 05/01→05/06 06/97→12/03 08/97→01/06 04/99→05/07		+PR 1LN,1LE,1ZD,1ZE / 1ZH	2	11.8116-0143.1 390513	ATE
1.4 16V 1.6 1.9 TDI	55 75 74	09/00→12/10 11/00→12/10 10/05→12/10		+PR 1LN,1LE,1ZD,1ZE / 1ZH; → 06/10	2	11.8116-0143.1 390513	ATE
1.6 1.8 1.9 TDI	55 92 66	09/96→09/04 09/96→07/00 09/96→03/10		10/96→; +PR 1LN,1LE,1ZD,1ZE / 1ZH	2	11.8116-0143.1 390513	ATE
1.8 T	110	08/97→12/10		03/98→ 06/10; +PR 1LN,1LE,1ZD,1ZE / 1ZH	2	11.8116-0143.1 390513	ATE
1.9 TDI	96	09/02→09/04		01/03→; +PR 1LN,1LE,1ZD,1ZE / 1ZH	2	11.8116-0143.1 390513	ATE
RS 1.8 T ↓	132	05/01→01/06		+PR 1ZN	2	11.8116-0143.1 390513	ATE

	kW			 	! #		
<b>SKODA - OCTAVIA I (1U2) 09/96→12/10</b>							
<b>Führungshülzensatz, Bremsattel</b>							
1.4 1.8 T 4x4 2.0	44 110 85	04/99→03/01 05/01→05/06 04/99→05/07	←	+PR 1LN,1LE,1ZD,1ZE / 1ZH		11.0101-5409.2 260035	ATE
			←	+PR 1LQ,1LR,1LS,1ZM		11.0101-5409.2 260035	ATE
1.4 16V 1.9 TDI	55 74	09/00→12/10 10/05→12/10	←	+PR 1LN,1LE,1ZD,1ZE / 1ZH; → 06/10		11.0101-5409.2 260035	ATE
			←	→ 06/10; +PR 1LQ,1LR,1LS,1ZM		11.0101-5409.2 260035	ATE
1.6 1.8 1.9 TDI	55 92 66	09/96→09/04 09/96→07/00 09/96→03/10	←	10/96→; → 1U-W-104149; +PR 1LQ,1LR,1LS,1ZM		11.0101-5409.2 260035	ATE
			←	1U-W-104150→; +PR 1LQ,1LR,1LS,1ZM		11.0101-5409.2 260035	ATE
			←	10/96→; +PR 1LN,1LE,1ZD,1ZE / 1ZH		11.0101-5409.2 260035	ATE
1.6 1.9 SDI 1.9 TDI	74 50 81	02/97→12/07 06/97→12/03 08/97→01/06	←	+PR 1LN,1LE,1ZD,1ZE / 1ZH		11.0101-5409.2 260035	ATE
			←	→ 1U-W-104149; +PR 1LQ,1LR,1LS,1ZM		11.0101-5409.2 260035	ATE
			←	1U-W-104150→; +PR 1LQ,1LR,1LS,1ZM		11.0101-5409.2 260035	ATE
1.6	75	11/00→12/10	←	+PR 1LN,1LE,1ZD,1ZE / 1ZH; → 06/10		11.0101-5409.2 260035	ATE
			←	1U-W-104150→; → 06/10; +PR 1LQ,1LR,1LS,1ZM		11.0101-5409.2 260035	ATE
			←	→ 1U-W-104149; +PR 1LQ,1LR,1LS,1ZM		11.0101-5409.2 260035	ATE
1.8 T	110	08/97→12/10	←	1U-W-104150→; → 06/10; +PR 1LQ,1LR,1LS,1ZM		11.0101-5409.2 260035	ATE
			←	03/98→ 06/10; +PR 1LN,1LE,1ZD,1ZE / 1ZH		11.0101-5409.2 260035	ATE
			←	03/98→; → 1U-W-104149; +PR 1LQ,1LR,1LS,1ZM		11.0101-5409.2 260035	ATE
1.9 TDI	96	09/02→09/04	←	01/03→; +PR 1LQ,1LR,1LS,1ZM		11.0101-5409.2 260035	ATE
			←	01/03→; +PR 1LN,1LE,1ZD,1ZE / 1ZH		11.0101-5409.2 260035	ATE
RS 1.8 T	132	05/01→01/06	←	+PR 1ZN		11.0101-5409.2 260035	ATE
<b>Führungsbolzen, Bremsattel</b>							
1.4 1.6 1.8 T 4x4 1.9 SDI 1.9 TDI 2.0	44 74 110 50 81 85	04/99→03/01 02/97→12/07 05/01→05/06 06/97→12/03 08/97→01/06 04/99→05/07		+PR 1LN,1LE,1ZD,1ZE / 1ZH		11.8171-0008.1 990049	ATE
1.4 16V 1.6 1.9 TDI	55 75 74	09/00→12/10 11/00→12/10 10/05→12/10		+PR 1LN,1LE,1ZD,1ZE / 1ZH; → 06/10		11.8171-0008.1 990049	ATE
1.6 1.8 1.9 TDI	55 92 66	09/96→09/04 09/96→07/00 09/96→03/10		10/96→; +PR 1LN,1LE,1ZD,1ZE / 1ZH		11.8171-0008.1 990049	ATE
1.8 T	110	08/97→12/10		03/98→ 06/10; +PR 1LN,1LE,1ZD,1ZE / 1ZH		11.8171-0008.1 990049	ATE
1.9 TDI	96	09/02→09/04		01/03→; +PR 1LN,1LE,1ZD,1ZE / 1ZH		11.8171-0008.1 990049	ATE
RS 1.8 T	132	05/01→01/06		+PR 1ZN		11.8171-0008.1 990049	ATE
<b>Dichtungssatz, Bremsattel</b>							
1.4 1.8 T 4x4 2.0	44 110 85	04/99→03/01 05/01→05/06 04/99→05/07		+PR 1LN,1LE,1ZD,1ZE / 1ZH		11.0441-5409.2 250031	ATE
1.4 16V 1.9 TDI	55 74	09/00→12/10 10/05→12/10		+PR 1LN,1LE,1ZD,1ZE / 1ZH; → 06/10		11.0441-5409.2 250031	ATE
1.6 1.8 1.9 TDI	55 92 66	09/96→09/04 09/96→07/00 09/96→03/10		10/96→; → 1U-W-104149; +PR 1LQ,1LR,1LS,1ZM		11.0441-5409.2 250031	ATE
				10/96→; +PR 1LN,1LE,1ZD,1ZE / 1ZH		11.0441-5409.2 250031	ATE
1.6 1.9 SDI 1.9 TDI	74 50 81	02/97→12/07 06/97→12/03 08/97→01/06		→ 1U-W-104149; +PR 1LQ,1LR,1LS,1ZM		11.0441-5409.2 250031	ATE
				+PR 1LN,1LE,1ZD,1ZE / 1ZH		11.0441-5409.2 250031	ATE
1.6	75	11/00→12/10		→ 1U-W-104149; +PR 1LQ,1LR,1LS,1ZM		11.0441-5409.2 250031	ATE
				+PR 1LN,1LE,1ZD,1ZE / 1ZH; → 06/10		11.0441-5409.2 250031	ATE
1.8 T	110	08/97→12/10		03/98→; → 1U-W-104149; +PR 1LQ,1LR,1LS,1ZM		11.0441-5409.2 250031	ATE
				03/98→ 06/10; +PR 1LN,1LE,1ZD,1ZE / 1ZH		11.0441-5409.2 250031	ATE
1.9 TDI	96	09/02→09/04		01/03→; +PR 1LN,1LE,1ZD,1ZE / 1ZH		11.0441-5409.2 250031	ATE
RS 1.8 T	132	05/01→01/06		+PR 1ZN		11.0441-5409.2 250031	ATE
<b>Bremsschlauch</b>							
1.4 ↓	44	04/99→03/01	←		2	24.5143-0439.3 331411	L= 439








	kw			 	! #		
<b>SKODA - OCTAVIA I (1U2) 09/96→12/10</b>							
 <b>Bremsschlauch</b>							
1.6	74	02/97→12/07	➡	☐ / am Bremssattel		24.1253-0010.3 331066	L= 233 mit Rohrleitung
1.9 SDI	50	06/97→12/03	➡	☐ / am Bremssattel		24.1253-0020.3 331067	L= 233 mit Rohrleitung
1.9 TDI	81	08/97→01/06	➡		2	83.7858-0140.3 330837	L= 140
2.0	85	04/99→05/07	➡				
1.4 16V	55	09/00→12/10	←	→ 06/10	2	24.5143-0439.3 331411	L= 439
1.6	75	11/00→12/10	➡	☐ / am Bremssattel; → 06/10		24.1253-0010.3 331066	L= 233 mit Rohrleitung
1.9 TDI	74	10/05→12/10	➡	☐ / am Bremssattel; → 06/10		24.1253-0020.3 331067	L= 233 mit Rohrleitung
			➡	→ 06/10	2	83.7858-0140.3 330837	L= 140
1.6	55	09/96→09/04	←	10/96→	2	24.5143-0439.3 331411	L= 439
1.8	92	09/96→07/00	➡	☐ / am Bremssattel; 10/96→		24.1253-0010.3 331066	L= 233 mit Rohrleitung
1.9 TDI	66	09/96→03/10	➡	☐ / am Bremssattel; 10/96→		24.1253-0020.3 331067	L= 233 mit Rohrleitung
			➡	10/96→	2	83.7858-0140.3 330837	L= 140
1.8 T	110	08/97→12/10	←	03/98→ 06/10	2	24.5143-0439.3 331411	L= 439
			➡	☐ / am Bremssattel; 03/98→ 06/10		24.1253-0010.3 331066	L= 233 mit Rohrleitung
			➡	☐ / am Bremssattel; 03/98→ 06/10		24.1253-0020.3 331067	L= 233 mit Rohrleitung
			➡	03/98→ 06/10	2	83.7858-0140.3 330837	L= 140
1.8 T 4x4	110	05/01→05/06	←		2	24.5143-0569.3 331398	L= 569
			➡		2	83.7858-0140.3 330837	L= 140
1.9 TDI	96	09/02→09/04	←	01/03→	2	24.5143-0439.3 331411	L= 439
			➡	☐ / am Bremssattel; 01/03→		24.1253-0010.3 331066	L= 233 mit Rohrleitung
			➡	☐ / am Bremssattel; 01/03→		24.1253-0020.3 331067	L= 233 mit Rohrleitung
			➡	01/03→	2	83.7858-0140.3 330837	L= 140
RS 1.8 T	132	05/01→01/06	←		2	24.5143-0569.3 331398	L= 569
			➡	☐ / am Bremssattel		24.1253-0010.3 331066	L= 233 mit Rohrleitung
			➡	☐ / am Bremssattel		24.1253-0020.3 331067	L= 233 mit Rohrleitung
			➡		2	83.7858-0140.3 330837	L= 140
<b>SKODA - OCTAVIA I Combi (1U5) 07/98→12/10</b>							
 <b>Bremssattel</b>							
1.4 16V	55	08/00→12/10	←	☐; → 06/10; +PR 1LQ,1LR,1LS,1ZM		11.9541-9549.2 220575	ATE Ø 54 - Halter
			←	☐; → 06/10; +PR 1LQ,1LR,1LS,1ZM		11.9541-9550.2 220576	ATE Ø 54 - Halter
			←	☐; → 06/10; +PR 1LN,1LE,1ZD,1ZE / 1ZH		24.3541-8523.5 240551	ATE Ø 54 - Halter
			←	☐; → 06/10; +PR 1LN,1LE,1ZD,1ZE / 1ZH		24.3541-8524.5 240552	ATE Ø 54 - Halter
1.6	55	07/98→09/04	←	☐; → 1U-W-104149; +PR 1LQ,1LR,1LS,1ZM		11.9541-9549.2 220575	ATE Ø 54 - Halter
1.6	74	07/98→12/07	←	☐; 1U-W-104150→; +PR 1LQ,1LR,1LS,1ZM		11.9541-9549.2 220575	ATE Ø 54 - Halter
1.9 TDI	66	07/98→03/10	←	☐; 1U-W-104150→; +PR 1LQ,1LR,1LS,1ZM		11.9541-9550.2 220576	ATE Ø 54 - Halter
			←	☐; → 1U-W-104149; +PR 1LQ,1LR,1LS,1ZM		11.9541-9550.2 220576	ATE Ø 54 - Halter
			←	☐; +PR 1LN,1LE,1ZD,1ZE / 1ZH		24.3541-8523.5 240551	ATE Ø 54 - Halter
			←	☐; +PR 1LN,1LE,1ZD,1ZE / 1ZH		24.3541-8524.5 240552	ATE Ø 54 - Halter
			➡	☐; → 1U-Y-294000; +PR 1KP		24.3414-1703.5 240830	TRW Ø 41 - Halter
			➡	☐; → 1U-Y-294000; +PR 1KP		24.3414-1704.5 240831	TRW Ø 41 - Halter
			➡	☐; 1U-Y-294001→; +PR 1KP		24.3414-1705.5 240832	TRW Ø 41 - Halter
1.6	75	09/00→12/10	←	☐; 1U-W-104150→; → 06/10; +PR 1LQ,1LR,1LS,1ZM		11.9541-9549.2 220575	ATE Ø 54 - Halter
			←	☐; → 1U-W-104149; +PR 1LQ,1LR,1LS,1ZM		11.9541-9549.2 220575	ATE Ø 54 - Halter
			←	☐; → 1U-W-104149; +PR 1LQ,1LR,1LS,1ZM		11.9541-9550.2 220576	ATE Ø 54 - Halter
			←	☐; 1U-W-104150→; → 06/10; +PR 1LQ,1LR,1LS,1ZM		11.9541-9550.2 220576	ATE Ø 54 - Halter
			←	☐; → 06/10; +PR 1LN,1LE,1ZD,1ZE / 1ZH		24.3541-8523.5 240551	ATE Ø 54 - Halter
			←	☐; → 06/10; +PR 1LN,1LE,1ZD,1ZE / 1ZH		24.3541-8524.5 240552	ATE Ø 54 - Halter

	kw			 	! #		
<b>SKODA - OCTAVIA I Combi (1U5) 07/98→12/10</b>							
 <b>Bremssattel</b>							
1.6	75	09/00→12/10	➔	☐; → 1U-Y-294000; +PR 1KP	24.3414-1703.5	240830	TRW Ø 41 - Halter
			➔	☐; → 1U-Y-294000; +PR 1KP	24.3414-1704.5	240831	TRW Ø 41 - Halter
			➔	☐; 1U-Y-294001→; → 06/10; +PR 1KP	24.3414-1705.5	240832	TRW Ø 41 - Halter
1.8 20V 1.9 SDI 1.9 TDI	92 50 81	07/98→07/00 07/98→12/03 07/98→01/06	←	☐; → 1U-W-104149; +PR 1LQ,1LR,1LS,1ZM	11.9541-9549.2	220575	ATE Ø 54 - Halter
			←	☐; 1U-W-104150→; +PR 1LQ,1LR,1LS,1ZM	11.9541-9549.2	220575	ATE Ø 54 - Halter
			←	☐; → 1U-W-104149; +PR 1LQ,1LR,1LS,1ZM	11.9541-9550.2	220576	ATE Ø 54 - Halter
			←	☐; 1U-W-104150→; +PR 1LQ,1LR,1LS,1ZM	11.9541-9550.2	220576	ATE Ø 54 - Halter
			←	☐; +PR 1LN,1LE,1ZD,1ZE / 1ZH	24.3541-8523.5	240551	ATE Ø 54 - Halter
			←	☐; +PR 1LN,1LE,1ZD,1ZE / 1ZH	24.3541-8524.5	240552	ATE Ø 54 - Halter
			➔	☐; → 1U-W-129999; +PR 1KK,1KS	24.3384-1723.5	240842	TRW Ø 38 - Halter
			➔	☐; → 1U-W-129999; +PR 1KK,1KS	24.3384-1724.5	240843	TRW Ø 38 - Halter
			➔	☐; 1U-W-130000→ 1U-Y-294000; +PR 1KP	24.3414-1703.5	240830	TRW Ø 41 - Halter
			➔	☐; 1U-W-130000→ 1U-Y-294000; +PR 1KP	24.3414-1704.5	240831	TRW Ø 41 - Halter
			➔	☐; 1U-Y-294001→; +PR 1KP	24.3414-1705.5	240832	TRW Ø 41 - Halter
			1.8 T	110	07/98→12/10	←	☐; 1U-W-104150→; → 06/10; +PR 1LQ,1LR,1LS,1ZM
←	☐; → 1U-W-104149; +PR 1LQ,1LR,1LS,1ZM	11.9541-9549.2				220575	ATE Ø 54 - Halter
←	☐; → 1U-W-104149; +PR 1LQ,1LR,1LS,1ZM	11.9541-9550.2				220576	ATE Ø 54 - Halter
←	☐; 1U-W-104150→; → 06/10; +PR 1LQ,1LR,1LS,1ZM	11.9541-9550.2				220576	ATE Ø 54 - Halter
←	☐; → 06/10; +PR 1LN,1LE,1ZD,1ZE / 1ZH	24.3541-8523.5				240551	ATE Ø 54 - Halter
←	☐; → 06/10; +PR 1LN,1LE,1ZD,1ZE / 1ZH	24.3541-8524.5				240552	ATE Ø 54 - Halter
➔	☐; → 1U-W-129999; +PR 1KK,1KS	24.3384-1723.5				240842	TRW Ø 38 - Halter
➔	☐; → 1U-W-129999; +PR 1KK,1KS	24.3384-1724.5				240843	TRW Ø 38 - Halter
➔	☐; 1U-W-130000→ 1U-Y-294000; +PR 1KP	24.3414-1703.5				240830	TRW Ø 41 - Halter
➔	☐; 1U-W-130000→ 1U-Y-294000; +PR 1KP	24.3414-1704.5				240831	TRW Ø 41 - Halter
➔	☐; 1U-Y-294001→; → 06/10; +PR 1KP	24.3414-1705.5				240832	TRW Ø 41 - Halter
1.8 T 4x4 1.9 TDI 4x4 1.9 TDI 4x4	110 66 74	05/01→05/06 11/99→02/06 09/00→01/06				←	☐; +PR 1LQ,1LR,1LS,1ZM
			←	☐; +PR 1LQ,1LR,1LS,1ZM	11.9541-9550.2	220576	ATE Ø 54 - Halter
			←	☐; +PR 1LN,1LE,1ZD,1ZE / 1ZH	24.3541-8523.5	240551	ATE Ø 54 - Halter
			←	☐; +PR 1LN,1LE,1ZD,1ZE / 1ZH	24.3541-8524.5	240552	ATE Ø 54 - Halter
			➔	☐; +PR 1KE	24.3414-1705.5	240832	TRW Ø 41 - Halter
1.9 TDI	74	08/00→12/10	←	☐; → 06/10; +PR 1LQ,1LR,1LS,1ZM	11.9541-9549.2	220575	ATE Ø 54 - Halter
			←	☐; → 06/10; +PR 1LQ,1LR,1LS,1ZM	11.9541-9550.2	220576	ATE Ø 54 - Halter
			←	☐; → 06/10; +PR 1LN,1LE,1ZD,1ZE / 1ZH	24.3541-8523.5	240551	ATE Ø 54 - Halter
			←	☐; → 06/10; +PR 1LN,1LE,1ZD,1ZE / 1ZH	24.3541-8524.5	240552	ATE Ø 54 - Halter
			➔	☐; → 06/10; +PR 1KP	24.3414-1705.5	240832	TRW Ø 41 - Halter
1.9 TDI	96	09/02→09/04	←	☐; 01/03→; +PR 1LQ,1LR,1LS,1ZM	11.9541-9549.2	220575	ATE Ø 54 - Halter
			←	☐; 01/03→; +PR 1LQ,1LR,1LS,1ZM	11.9541-9550.2	220576	ATE Ø 54 - Halter
			←	☐; 01/03→; +PR 1LN,1LE,1ZD,1ZE / 1ZH	24.3541-8523.5	240551	ATE Ø 54 - Halter
			←	☐; 01/03→; +PR 1LN,1LE,1ZD,1ZE / 1ZH	24.3541-8524.5	240552	ATE Ø 54 - Halter
			➔	☐; 01/03→; +PR 1KP	24.3414-1705.5	240832	TRW Ø 41 - Halter
2.0	85	04/99→05/07	←	☐; +PR 1LQ,1LR,1LS,1ZM	11.9541-9549.2	220575	ATE Ø 54 - Halter
			←	☐; +PR 1LQ,1LR,1LS,1ZM	11.9541-9550.2	220576	ATE Ø 54 - Halter
			←	☐; +PR 1LN,1LE,1ZD,1ZE / 1ZH	24.3541-8523.5	240551	ATE Ø 54 - Halter
			←	☐; +PR 1LN,1LE,1ZD,1ZE / 1ZH	24.3541-8524.5	240552	ATE Ø 54 - Halter
↓							



















	kw			 	! #		
<b>SKODA - OCTAVIA I Combi (1U5) 07/98→12/10</b>							
<b>Bremssattel</b>							
2.0	85	04/99→05/07	→	☐; → 1U-Y-294000; +PR 1KP		24.3414-1703.5 240830	TRW Ø 41 - Halter
			→	☐; → 1U-Y-294000; +PR 1KP		24.3414-1704.5 240831	TRW Ø 41 - Halter
			→	☐; 1U-Y-294001→; +PR 1KP		24.3414-1705.5 240832	TRW Ø 41 - Halter
2.0 4x4	85	08/00→09/04	←	☐; 05/01→; +PR 1LQ,1LR,1LS,1ZM		11.9541-9549.2 220575	ATE Ø 54 - Halter
			←	☐; 05/01→; +PR 1LQ,1LR,1LS,1ZM		11.9541-9550.2 220576	ATE Ø 54 - Halter
			←	☐; 05/01→; +PR 1LN,1LE,1ZD,1ZE / 1ZH		24.3541-8523.5 240551	ATE Ø 54 - Halter
			←	☐; 05/01→; +PR 1LN,1LE,1ZD,1ZE / 1ZH		24.3541-8524.5 240552	ATE Ø 54 - Halter
			→	☐; 05/01→; +PR 1KE		24.3414-1705.5 240832	TRW Ø 41 - Halter
2.0 4x4	88	01/00→12/10	←	☐; → 06/10; +PR 1LQ,1LR,1LS,1ZM		11.9541-9549.2 220575	ATE Ø 54 - Halter
			←	☐; → 06/10; +PR 1LQ,1LR,1LS,1ZM		11.9541-9550.2 220576	ATE Ø 54 - Halter
			←	☐; → 06/10; +PR 1LN,1LE,1ZD,1ZE / 1ZH		24.3541-8523.5 240551	ATE Ø 54 - Halter
			←	☐; → 06/10; +PR 1LN,1LE,1ZD,1ZE / 1ZH		24.3541-8524.5 240552	ATE Ø 54 - Halter
			→	☐; → 06/10; +PR 1KE		24.3414-1705.5 240832	TRW Ø 41 - Halter
RS 1.8 T	132	08/02→01/06	←	☐; +PR 1ZN		11.9541-9595.2 220501	ATE Ø 54 - Halter
			←	☐; +PR 1ZN		11.9541-9596.2 220502	ATE Ø 54 - Halter
<b>Halter, Bremssattel</b>							
1.4 16V	55	08/00→12/10	←	→ 06/10; +PR 1LN,1LE,1ZD,1ZE / 1ZH	2	11.8170-0306.1 260102	ATE
1.6	75	09/00→12/10					
1.8 T	110	07/98→12/10					
1.9 TDI	74	08/00→12/10					
2.0 4x4	88	01/00→12/10					
1.6	55	07/98→09/04	←	+PR 1LN,1LE,1ZD,1ZE / 1ZH	2	11.8170-0306.1 260102	ATE
1.6	74	07/98→12/07					
1.8 20V	92	07/98→07/00					
1.8 T 4x4	110	05/01→05/06					
1.9 SDI	50	07/98→12/03					
1.9 TDI	66	07/98→03/10					
1.9 TDI	81	07/98→01/06					
1.9 TDI 4x4	66	11/99→02/06					
1.9 TDI 4x4	74	09/00→01/06					
2.0	85	04/99→05/07					
1.9 TDI	96	09/02→09/04	←	01/03→; +PR 1LN,1LE,1ZD,1ZE / 1ZH	2	11.8170-0306.1 260102	ATE
2.0 4x4	85	08/00→09/04	←	05/01→; +PR 1LN,1LE,1ZD,1ZE / 1ZH	2	11.8170-0306.1 260102	ATE
<b>Feder, Bremssattel</b>							
1.4 16V	55	08/00→12/10		→ 06/10; +PR 1LN,1LE,1ZD,1ZE / 1ZH	2	11.8116-0143.1 390513	ATE
1.6	75	09/00→12/10					
1.8 T	110	07/98→12/10					
1.9 TDI	74	08/00→12/10					
2.0 4x4	88	01/00→12/10					
1.6	55	07/98→09/04		+PR 1LN,1LE,1ZD,1ZE / 1ZH	2	11.8116-0143.1 390513	ATE
1.6	74	07/98→12/07					
1.8 20V	92	07/98→07/00					
1.8 T 4x4	110	05/01→05/06					
1.9 SDI	50	07/98→12/03					
1.9 TDI	66	07/98→03/10					
1.9 TDI	81	07/98→01/06					
1.9 TDI 4x4	66	11/99→02/06					
1.9 TDI 4x4	74	09/00→01/06					
2.0	85	04/99→05/07					
1.9 TDI	96	09/02→09/04		01/03→; +PR 1LN,1LE,1ZD,1ZE / 1ZH	2	11.8116-0143.1 390513	ATE
2.0 4x4	85	08/00→09/04		05/01→; +PR 1LN,1LE,1ZD,1ZE / 1ZH	2	11.8116-0143.1 390513	ATE
RS 1.8 T	132	08/02→01/06		+PR 1ZN	2	11.8116-0143.1 390513	ATE
<b>Führungshülzensatz, Bremssattel</b>							
1.4 16V	55	08/00→12/10	←	→ 06/10; +PR 1LN,1LE,1ZD,1ZE / 1ZH		11.0101-5409.2 260035	ATE
1.9 TDI	74	08/00→12/10	←	→ 06/10; +PR 1LQ,1LR,1LS,1ZM		11.0101-5409.2 260035	ATE
2.0 4x4	88	01/00→12/10					
1.6	55	07/98→09/04	←	+PR 1LN,1LE,1ZD,1ZE / 1ZH		11.0101-5409.2 260035	ATE
1.6	74	07/98→12/07					
1.8 20V	92	07/98→07/00	←	→ 1U-W-104149; +PR 1LQ,1LR,1LS,1ZM		11.0101-5409.2 260035	ATE
1.9 SDI	50	07/98→12/03					
1.9 TDI	66	07/98→03/10	←	1U-W-104150→; +PR 1LQ,1LR,1LS,1ZM		11.0101-5409.2 260035	ATE
1.9 TDI	81	07/98→01/06					
1.6	75	09/00→12/10	←	→ 06/10; +PR 1LN,1LE,1ZD,1ZE / 1ZH		11.0101-5409.2 260035	ATE
1.8 T	110	07/98→12/10					
↓							



	kw			 	! #		
<b>SKODA - OCTAVIA I Combi (1U5) 07/98→12/10</b>							
<b>Führungshülzensatz, Bremsattel</b>							
1.6 1.8 T	75 110	09/00→12/10 07/98→12/10	←	1U-W-104150→; → 06/10; +PR 1LQ,1LR,1LS,1ZM		11.0101-5409.2 260035	ATE
			←	→ 1U-W-104149; +PR 1LQ,1LR,1LS,1ZM		11.0101-5409.2 260035	ATE
1.8 T 4x4 1.9 TDI 4x4 1.9 TDI 4x4 2.0	110 66 74 85	05/01→05/06 11/99→02/06 09/00→01/06 04/99→05/07	←	+PR 1LN,1LE,1ZD,1ZE / 1ZH		11.0101-5409.2 260035	ATE
			←	+PR 1LQ,1LR,1LS,1ZM		11.0101-5409.2 260035	ATE
1.9 TDI	96	09/02→09/04	←	01/03→; +PR 1LQ,1LR,1LS,1ZM		11.0101-5409.2 260035	ATE
			←	01/03→; +PR 1LN,1LE,1ZD,1ZE / 1ZH		11.0101-5409.2 260035	ATE
2.0 4x4	85	08/00→09/04	←	05/01→; +PR 1LQ,1LR,1LS,1ZM		11.0101-5409.2 260035	ATE
			←	05/01→; +PR 1LN,1LE,1ZD,1ZE / 1ZH		11.0101-5409.2 260035	ATE
RS 1.8 T	132	08/02→01/06	←	+PR 1ZN		11.0101-5409.2 260035	ATE
<b>Führungsbolzen, Bremsattel</b>							
1.4 16V 1.6 1.8 T 1.9 TDI 2.0 4x4	55 75 110 74 88	08/00→12/10 09/00→12/10 07/98→12/10 08/00→12/10 01/00→12/10		→ 06/10; +PR 1LN,1LE,1ZD,1ZE / 1ZH		11.8171-0008.1 990049	ATE
1.6 1.6 1.8 20V 1.8 T 4x4 1.9 SDI 1.9 TDI 1.9 TDI 1.9 TDI 4x4 1.9 TDI 4x4 2.0	55 74 92 110 50 66 81 66 74 85	07/98→09/04 07/98→12/07 07/98→07/00 05/01→05/06 07/98→12/03 07/98→03/10 07/98→01/06 11/99→02/06 09/00→01/06 04/99→05/07		+PR 1LN,1LE,1ZD,1ZE / 1ZH		11.8171-0008.1 990049	ATE
1.9 TDI	96	09/02→09/04		01/03→; +PR 1LN,1LE,1ZD,1ZE / 1ZH		11.8171-0008.1 990049	ATE
2.0 4x4	85	08/00→09/04		05/01→; +PR 1LN,1LE,1ZD,1ZE / 1ZH		11.8171-0008.1 990049	ATE
RS 1.8 T	132	08/02→01/06		+PR 1ZN		11.8171-0008.1 990049	ATE
<b>Dichtungssatz, Bremsattel</b>							
1.4 16V 1.9 TDI 2.0 4x4	55 74 88	08/00→12/10 08/00→12/10 01/00→12/10		→ 06/10; +PR 1LN,1LE,1ZD,1ZE / 1ZH		11.0441-5409.2 250031	ATE
1.6 1.6 1.8 20V 1.9 SDI 1.9 TDI 1.9 TDI	55 74 92 50 66 81	07/98→09/04 07/98→12/07 07/98→07/00 07/98→12/03 07/98→03/10 07/98→01/06		→ 1U-W-104149; +PR 1LQ,1LR,1LS,1ZM		11.0441-5409.2 250031	ATE
				+PR 1LN,1LE,1ZD,1ZE / 1ZH		11.0441-5409.2 250031	ATE
1.6 1.8 T	75 110	09/00→12/10 07/98→12/10		→ 1U-W-104149; +PR 1LQ,1LR,1LS,1ZM		11.0441-5409.2 250031	ATE
				→ 06/10; +PR 1LN,1LE,1ZD,1ZE / 1ZH		11.0441-5409.2 250031	ATE
1.8 T 4x4 1.9 TDI 4x4 1.9 TDI 4x4 2.0	110 66 74 85	05/01→05/06 11/99→02/06 09/00→01/06 04/99→05/07		+PR 1LN,1LE,1ZD,1ZE / 1ZH		11.0441-5409.2 250031	ATE
1.9 TDI	96	09/02→09/04		01/03→; +PR 1LN,1LE,1ZD,1ZE / 1ZH		11.0441-5409.2 250031	ATE
2.0 4x4	85	08/00→09/04		05/01→; +PR 1LN,1LE,1ZD,1ZE / 1ZH		11.0441-5409.2 250031	ATE
RS 1.8 T	132	08/02→01/06		+PR 1ZN		11.0441-5409.2 250031	ATE
<b>Bremsschlauch</b>							
1.4 16V 1.6 1.8 T 1.9 TDI	55 75 110 74	08/00→12/10 09/00→12/10 07/98→12/10 08/00→12/10	←	→ 06/10	2	24.5143-0439.3 331411	L= 439
			→	☐ / am Bremsattel; → 06/10		24.1253-0010.3 331066	L= 233 mit Rohrleitung
			→	☐ / am Bremsattel; → 06/10		24.1253-0020.3 331067	L= 233 mit Rohrleitung
			→	→ 06/10	2	83.7858-0140.3 330837	L= 140
1.6 1.6 1.8 20V 1.9 SDI 1.9 TDI 1.9 TDI 2.0	55 74 92 50 66 81 85	07/98→09/04 07/98→12/07 07/98→07/00 07/98→12/03 07/98→03/10 07/98→01/06 04/99→05/07	←		2	24.5143-0439.3 331411	L= 439
			→	☐ / am Bremsattel		24.1253-0010.3 331066	L= 233 mit Rohrleitung
			→	☐ / am Bremsattel		24.1253-0020.3 331067	L= 233 mit Rohrleitung
			→		2	83.7858-0140.3 330837	L= 140
1.8 T 4x4 1.9 TDI 4x4 1.9 TDI 4x4	110 66 74	05/01→05/06 11/99→02/06 09/00→01/06	←		2	24.5143-0569.3 331398	L= 569
			→		2	83.7858-0140.3 330837	L= 140
1.9 TDI	96	09/02→09/04	←	01/03→	2	24.5143-0439.3 331411	L= 439
			→	☐ / am Bremsattel; 01/03→		24.1253-0010.3 331066	L= 233 mit Rohrleitung



	kw			 	! #		
<b>SKODA - OCTAVIA I Combi (1U5) 07/98→12/10</b>							
 <b>Bremsschlauch</b>							
1.9 TDI	96	09/02→09/04	➡	☐ / am Bremssattel; 01/03→		24.1253-0020.3 331067	L= 233 mit Rohrleitung
			➡	01/03→	2	83.7858-0140.3 330837	L= 140
2.0 4x4	85	08/00→09/04	➡	05/01→	2	24.5143-0569.3 331398	L= 569
			➡	05/01→	2	83.7858-0140.3 330837	L= 140
2.0 4x4	88	01/00→12/10	➡	→ 06/10	2	24.5143-0569.3 331398	L= 569
			➡	→ 06/10	2	83.7858-0140.3 330837	L= 140
RS 1.8 T	132	08/02→01/06	➡		2	24.5143-0569.3 331398	L= 569
			➡	☐ / am Bremssattel		24.1253-0010.3 331066	L= 233 mit Rohrleitung
			➡	☐ / am Bremssattel		24.1253-0020.3 331067	L= 233 mit Rohrleitung
			➡		2	83.7858-0140.3 330837	L= 140
<b>SKODA - OCTAVIA II (1Z3) 02/04→06/13</b>							
 <b>Bremssattel</b>							
1.2 TSI	77	02/10→06/13	➡	☐; → 01/13; +PR 1ZC, 1ZF, 1ZM		11.9541-9549.2 220575	ATE Ø 54 - Halter
			➡	☐; → 01/13; +PR 1ZC, 1ZF, 1ZM		11.9541-9550.2 220576	ATE Ø 54 - Halter
			➡	☐; → 01/13; +PR 1ZE		11.9541-9553.2 220563	ATE Ø 54 - Halter
			➡	☐; → 01/13; +PR 1ZE		11.9541-9554.2 220564	ATE Ø 54 - Halter
			➡	☐; → 01/13; +PR 1KD		24.3384-1755.5 240886	TRW Ø 38 - Halter
			➡	☐; → 01/13; +PR 1KD		24.3384-1756.5 240887	TRW Ø 38 - Halter
			➡	☐; → 01/13; +PR 1KF		24.3414-1709.5 240834	TRW Ø 41 - Halter
			➡	☐; → 01/13; +PR 1KF		24.3414-1710.5 240835	TRW Ø 41 - Halter
1.4	55	05/04→05/06	➡	☐; 06/04→; +PR 1ZC, 1ZF, 1ZM		11.9541-9549.2 220575	ATE Ø 54 - Halter
1.6 FSI	85	02/04→10/08	➡	☐; 06/04→; +PR 1ZC, 1ZF, 1ZM		11.9541-9550.2 220576	ATE Ø 54 - Halter
2.0 TDI	100	02/04→05/10	➡	☐; 06/04→; +PR 1ZE		11.9541-9553.2 220563	ATE Ø 54 - Halter
			➡	☐; 06/04→; +PR 1ZE		11.9541-9554.2 220564	ATE Ø 54 - Halter
			➡	☐; 06/04→; +PR 1KD		24.3384-1755.5 240886	TRW Ø 38 - Halter
			➡	☐; 06/04→; +PR 1KD		24.3384-1756.5 240887	TRW Ø 38 - Halter
			➡	☐; 06/04→; +PR 1KF		24.3414-1709.5 240834	TRW Ø 41 - Halter
			➡	☐; 06/04→; +PR 1KF		24.3414-1710.5 240835	TRW Ø 41 - Halter
1.4	59	06/04→04/13	➡	☐; → 01/13; +PR 1ZC, 1ZF, 1ZM		11.9541-9549.2 220575	ATE Ø 54 - Halter
1.4 TSI	90	11/08→06/13	➡	☐; → 01/13; +PR 1ZC, 1ZF, 1ZM		11.9541-9550.2 220576	ATE Ø 54 - Halter
1.6	75	06/04→06/13	➡	☐; → 01/13; +PR 1ZE		11.9541-9553.2 220563	ATE Ø 54 - Halter
1.6 TDI	77	06/09→04/13	➡	☐; → 01/13; +PR 1ZE		11.9541-9554.2 220564	ATE Ø 54 - Halter
1.8 TSI	112	03/09→06/13	➡	☐; → 01/13; +PR 1ZE		11.9541-9554.2 220564	ATE Ø 54 - Halter
1.8 TSI	118	06/07→04/13	➡	☐; → 01/13; +PR 1ZE		11.9541-9554.2 220564	ATE Ø 54 - Halter
2.0 TDI	81	03/10→06/13	➡	☐; → 01/13; +PR 1KD		24.3384-1755.5 240886	TRW Ø 38 - Halter
			➡	☐; → 01/13; +PR 1KD		24.3384-1756.5 240887	TRW Ø 38 - Halter
			➡	☐; → 01/13; +PR 1KF		24.3414-1709.5 240834	TRW Ø 41 - Halter
			➡	☐; → 01/13; +PR 1KF		24.3414-1710.5 240835	TRW Ø 41 - Halter
1.6 LPG	75	08/09→11/12	➡	☐; 09/09→; +PR 1ZC, 1ZF, 1ZM		11.9541-9549.2 220575	ATE Ø 54 - Halter
			➡	☐; 09/09→; +PR 1ZC, 1ZF, 1ZM		11.9541-9550.2 220576	ATE Ø 54 - Halter
			➡	☐; 09/09→; +PR 1ZE		11.9541-9553.2 220563	ATE Ø 54 - Halter
			➡	☐; 09/09→; +PR 1ZE		11.9541-9554.2 220564	ATE Ø 54 - Halter
			➡	☐; 09/09→; +PR 1KD		24.3384-1755.5 240886	TRW Ø 38 - Halter
			➡	☐; 09/09→; +PR 1KD		24.3384-1756.5 240887	TRW Ø 38 - Halter
			➡	☐; 09/09→; +PR 1KF		24.3414-1709.5 240834	TRW Ø 41 - Halter
			➡	☐; 09/09→; +PR 1KF		24.3414-1710.5 240835	TRW Ø 41 - Halter
1.6 MultiFuel	75	01/08→06/13	➡	☐; 09/09→ 01/13; +PR 1ZC, 1ZF, 1ZM		11.9541-9549.2 220575	ATE Ø 54 - Halter
			➡	☐; 09/09→ 01/13; +PR 1ZC, 1ZF, 1ZM		11.9541-9550.2 220576	ATE Ø 54 - Halter
			➡	☐; 09/09→ 01/13; +PR 1ZE		11.9541-9553.2 220563	ATE Ø 54 - Halter
			➡	☐; 09/09→ 01/13; +PR 1ZE		11.9541-9554.2 220564	ATE Ø 54 - Halter
			➡	☐; 09/09→; +PR 1KD; → 01/13		24.3384-1755.5 240886	TRW Ø 38 - Halter
			➡	☐; 09/09→; +PR 1KD; → 01/13		24.3384-1756.5 240887	TRW Ø 38 - Halter
			➡	☐; 09/09→; +PR 1KF; → 01/13		24.3414-1709.5 240834	TRW Ø 41 - Halter
			➡	☐; 09/09→; +PR 1KF; → 01/13		24.3414-1710.5 240835	TRW Ø 41 - Halter
↓							

	kw			 	! #		
<b>SKODA - OCTAVIA II (1Z3) 02/04→06/13</b>							
<b>Bremssattel</b>							
1.9 TDI	77	06/04→12/10	←	☐; +PR 1ZC, 1ZF, 1ZM		11.9541-9549.2 220575	ATE Ø 54 - Halter
2.0 FSI	110	11/04→10/08	←	☐; +PR 1ZC, 1ZF, 1ZM		11.9541-9550.2 220576	ATE Ø 54 - Halter
2.0 TDI	103	11/05→05/10	←	☐; +PR 1ZE		11.9541-9553.2 220563	ATE Ø 54 - Halter
			←	☐; +PR 1ZE		11.9541-9554.2 220564	ATE Ø 54 - Halter
			→	☐; +PR 1KD		24.3384-1755.5 240886	TRW Ø 38 - Halter
			→	☐; +PR 1KD		24.3384-1756.5 240887	TRW Ø 38 - Halter
			→	☐; +PR 1KF		24.3414-1709.5 240834	TRW Ø 41 - Halter
			→	☐; +PR 1KF		24.3414-1710.5 240835	TRW Ø 41 - Halter
2.0 RS	147	10/05→02/13	←	☐; → 01/13; +PR 1LL,1LP,1ZB		11.9541-9553.2 220563	ATE Ø 54 - Halter
2.0 TDI RS	125	04/06→02/13	←	☐; → 01/13; +PR 1LL,1LP,1ZB		11.9541-9554.2 220564	ATE Ø 54 - Halter
			→	☐; +PR 1KP; → 01/13		24.3387-1729.5 240878	TRW Ø 38 - Halter
			→	☐; +PR 1KP; → 01/13		24.3387-1730.5 240879	TRW Ø 38 - Halter
2.0 TDI 16V	103	02/04→04/13	←	☐; 06/04→ 01/13; +PR 1ZC, 1ZF, 1ZM		11.9541-9549.2 220575	ATE Ø 54 - Halter
			←	☐; 06/04→ 01/13; +PR 1ZC, 1ZF, 1ZM		11.9541-9550.2 220576	ATE Ø 54 - Halter
			←	☐; 06/04→ 01/13; +PR 1ZE		11.9541-9553.2 220563	ATE Ø 54 - Halter
			←	☐; 06/04→ 01/13; +PR 1ZE		11.9541-9554.2 220564	ATE Ø 54 - Halter
			→	☐; 06/04→ 01/13; +PR 1KD		24.3384-1755.5 240886	TRW Ø 38 - Halter
			→	☐; 06/04→ 01/13; +PR 1KD		24.3384-1756.5 240887	TRW Ø 38 - Halter
			→	☐; 06/04→ 01/13; +PR 1KF		24.3414-1709.5 240834	TRW Ø 41 - Halter
			→	☐; 06/04→ 01/13; +PR 1KF		24.3414-1710.5 240835	TRW Ø 41 - Halter
<b>Feder, Bremssattel</b>							
1.2 TSI	77	02/10→06/13	←	→ 01/13; +PR 1ZE	2	11.8116-0351.1 390538	ATE
1.4	59	06/04→04/13					
1.4 TSI	90	11/08→06/13					
1.6	75	06/04→06/13					
1.6 TDI	77	06/09→04/13					
1.8 TSI	112	03/09→06/13					
1.8 TSI	118	06/07→04/13					
2.0 TDI	81	03/10→06/13					
1.4	55	05/04→05/06	←	06/04→; +PR 1ZE	2	11.8116-0351.1 390538	ATE
1.6 FSI	85	02/04→10/08					
2.0 TDI	100	02/04→05/10					
1.6 LPG	75	08/09→11/12	←	09/09→; +PR 1ZE	2	11.8116-0351.1 390538	ATE
1.6 MultiFuel	75	01/08→06/13	←	09/09→ 01/13; +PR 1ZE	2	11.8116-0351.1 390538	ATE
1.9 TDI	77	06/04→12/10	←	+PR 1ZE	2	11.8116-0351.1 390538	ATE
2.0 FSI	110	11/04→10/08					
2.0 TDI	103	11/05→05/10					
2.0 RS	147	10/05→02/13		→ 01/13; +PR 1LL,1LP,1ZB	2	11.8116-0351.1 390538	ATE
2.0 TDI RS	125	04/06→02/13					
2.0 TDI 16V	103	02/04→04/13	←	06/04→ 01/13; +PR 1ZE	2	11.8116-0351.1 390538	ATE
<b>Führungshülzensatz, Bremssattel</b>							
1.2 TSI	77	02/10→06/13	←	→ 01/13; +PR 1ZE		11.0101-5409.2 260035	ATE
1.4	59	06/04→04/13					
1.4 TSI	90	11/08→06/13					
1.6	75	06/04→06/13					
1.6 TDI	77	06/09→04/13					
1.8 TSI	112	03/09→06/13					
1.8 TSI	118	06/07→04/13					
2.0 TDI	81	03/10→06/13					
1.4	55	05/04→05/06	←	06/04→; +PR 1ZE		11.0101-5409.2 260035	ATE
1.6 FSI	85	02/04→10/08					
2.0 TDI	100	02/04→05/10					
1.6 LPG	75	08/09→11/12	←	09/09→; +PR 1ZE		11.0101-5409.2 260035	ATE
1.6 MultiFuel	75	01/08→06/13	←	09/09→ 01/13; +PR 1ZE		11.0101-5409.2 260035	ATE
1.9 TDI	77	06/04→12/10	←	+PR 1ZE		11.0101-5409.2 260035	ATE
2.0 FSI	110	11/04→10/08					
2.0 TDI	103	11/05→05/10					
2.0 RS	147	10/05→02/13	←	→ 01/13; +PR 1LL,1LP,1ZB		11.0101-5409.2 260035	ATE
2.0 TDI RS	125	04/06→02/13					
2.0 TDI 16V	103	02/04→04/13	←	06/04→ 01/13; +PR 1ZE		11.0101-5409.2 260035	ATE
<b>Führungsbolzen, Bremssattel</b>							
1.2 TSI	77	02/10→06/13		→ 01/13; +PR 1ZE		11.8171-0008.1 990049	ATE
				→ 01/13; +PR 1ZC,1ZF,1ZM		11.8171-0069.1 250152	ATE
↓							



**SKODA - OCTAVIA II (1Z3) 02/04→06/13**

**Führungsbolzen, Bremsattel**

1.4	55	05/04→05/06		06/04→; +PR 1ZE		11.8171-0008.1	990049	ATE
1.6 FSI	85	02/04→10/08						
2.0 TDI	100	02/04→05/10		06/04→; +PR 1ZC, 1ZF, 1ZM		11.8171-0069.1	250152	ATE
1.4	59	06/04→04/13		→ 01/13; +PR 1ZE		11.8171-0008.1	990049	ATE
1.4 TSI	90	11/08→06/13						
1.6	75	06/04→06/13		→ 01/13; +PR 1ZC, 1ZF, 1ZM		11.8171-0069.1	250152	ATE
1.6 TDI	77	06/09→04/13						
1.8 TSI	112	03/09→06/13						
1.8 TSI	118	06/07→04/13						
2.0 TDI	81	03/10→06/13						
1.6 LPG	75	08/09→11/12		09/09→; +PR 1ZE		11.8171-0008.1	990049	ATE
				09/09→; +PR 1ZC, 1ZF, 1ZM		11.8171-0069.1	250152	ATE
1.6 MultiFuel	75	01/08→06/13		09/09→ 01/13; +PR 1ZE		11.8171-0008.1	990049	ATE
				09/09→ 01/13; +PR 1ZC, 1ZF, 1ZM		11.8171-0069.1	250152	ATE
1.9 TDI	77	06/04→12/10		+PR 1ZE		11.8171-0008.1	990049	ATE
2.0 FSI	110	11/04→10/08						
2.0 TDI	103	11/05→05/10		+PR 1ZC, 1ZF, 1ZM		11.8171-0069.1	250152	ATE
2.0 RS	147	10/05→02/13		→ 01/13; +PR 1LL,1LP,1ZB		11.8171-0008.1	990049	ATE
2.0 TDI RS	125	04/06→02/13						
2.0 TDI 16V	103	02/04→04/13		06/04→ 01/13; +PR 1ZE		11.8171-0008.1	990049	ATE
				06/04→ 01/13; +PR 1ZC, 1ZF, 1ZM		11.8171-0069.1	250152	ATE









**Bremsschlauch**








1.2 TSI	77	02/10→06/13	←	→ 01/13	2	24.5143-0564.3	331433	L= 564
2.0 TDI	81	03/10→06/13	→	☐; → 01/13		83.7847-0254.3	331233	L= 255
			→	☐; → 01/13		83.7847-0257.3	331234	L= 255
1.4	55	05/04→05/06	←	06/04→	2	24.5143-0564.3	331433	L= 564
1.6 FSI	85	02/04→10/08	→	06/04→	2	24.5204-0233.3	331430	L= 233
1.4	59	06/04→04/13	←	→ 01/13	2	24.5143-0564.3	331433	L= 564
1.4 TSI	90	11/08→06/13	→	→ 10/09	2	24.5204-0233.3	331430	L= 233
1.6	75	06/04→06/13	→	☐; 11/09→ 01/13		83.7847-0254.3	331233	L= 255
1.6 TDI	77	06/09→04/13	→	☐; 11/09→ 01/13		83.7847-0257.3	331234	L= 255
1.8 TSI	112	03/09→06/13						
1.8 TSI	118	06/07→04/13	→	☐; 11/09→ 01/13		83.7847-0257.3	331234	L= 255
2.0 RS	147	10/05→02/13						
2.0 TDI RS	125	04/06→02/13						
1.6 LPG	75	08/09→11/12	←	09/09→	2	24.5143-0564.3	331433	L= 564
			→	09/09→ 10/09	2	24.5204-0233.3	331430	L= 233
			→	☐; 11/09→		83.7847-0254.3	331233	L= 255
			→	☐; 11/09→		83.7847-0257.3	331234	L= 255
1.6 MultiFuel	75	01/08→06/13	←	09/09→ 01/13	2	24.5143-0564.3	331433	L= 564
			→	09/09→ 10/09	2	24.5204-0233.3	331430	L= 233
			→	☐; 11/09→ 01/13		83.7847-0254.3	331233	L= 255
			→	☐; 11/09→ 01/13		83.7847-0257.3	331234	L= 255
1.9 TDI	77	06/04→12/10	←		2	24.5143-0564.3	331433	L= 564
2.0 TDI	103	11/05→05/10	→	→ 10/09	2	24.5204-0233.3	331430	L= 233
			→	☐; 11/09→		83.7847-0254.3	331233	L= 255
			→	☐; 11/09→		83.7847-0257.3	331234	L= 255
2.0 FSI	110	11/04→10/08	←		2	24.5143-0564.3	331433	L= 564
			→		2	24.5204-0233.3	331430	L= 233
2.0 TDI	100	02/04→05/10	←	06/04→	2	24.5143-0564.3	331433	L= 564
			→	06/04→ 10/09	2	24.5204-0233.3	331430	L= 233
			→	☐; 11/09→		83.7847-0254.3	331233	L= 255
			→	☐; 11/09→		83.7847-0257.3	331234	L= 255
2.0 TDI 16V	103	02/04→04/13	←	06/04→ 01/13	2	24.5143-0564.3	331433	L= 564
			→	06/04→ 10/09	2	24.5204-0233.3	331430	L= 233
			→	☐; 11/09→ 01/13		83.7847-0254.3	331233	L= 255
			→	☐; 11/09→ 01/13		83.7847-0257.3	331234	L= 255

**SKODA - OCTAVIA II Combi (1Z5) 02/04→06/13**







**Bremssattel**

1.2 TSI	77	02/10→04/13	←	☐; → 01/13; +PR 1ZC,1ZF,1ZM		11.9541-9549.2	220575	ATE Ø 54 - Halter
↓								

	kw			 	! #					
<b>SKODA - OCTAVIA II Combi (1Z5) 02/04→06/13</b>										
 <b>Bremssattel</b>										
1.2 TSI	77	02/10→04/13	←	☐; → 01/13; +PR 1ZC, 1ZF, 1ZM	11.9541-9550.2	220576	ATE Ø 54 - Halter			
			←	☐; → 01/13; +PR 1ZE	11.9541-9553.2	220563	ATE Ø 54 - Halter			
			←	☐; → 01/13; +PR 1ZE	11.9541-9554.2	220564	ATE Ø 54 - Halter			
			→	☐; → 01/13; +PR 1KD	24.3384-1755.5	240886	TRW Ø 38 - Halter			
			→	☐; → 01/13; +PR 1KD	24.3384-1756.5	240887	TRW Ø 38 - Halter			
			→	☐; +PR 1KF; → 01/13	24.3414-1709.5	240834	TRW Ø 41 - Halter			
			→	☐; +PR 1KF; → 01/13	24.3414-1710.5	240835	TRW Ø 41 - Halter			
1.4 1.6 FSI 2.0 TDI 16V	55 85 100	05/04→05/06 02/04→10/08 02/04→05/10	←	☐; 06/04→; +PR 1ZC, 1ZF, 1ZM	11.9541-9549.2	220575	ATE Ø 54 - Halter			
			←	☐; 06/04→; +PR 1ZC, 1ZF, 1ZM	11.9541-9550.2	220576	ATE Ø 54 - Halter			
			←	☐; 06/04→; +PR 1ZE	11.9541-9553.2	220563	ATE Ø 54 - Halter			
			←	☐; 06/04→; +PR 1ZE	11.9541-9554.2	220564	ATE Ø 54 - Halter			
			→	☐; 06/04→; +PR 1KD	24.3384-1755.5	240886	TRW Ø 38 - Halter			
			→	☐; 06/04→; +PR 1KD	24.3384-1756.5	240887	TRW Ø 38 - Halter			
			→	☐; 06/04→; +PR 1KF	24.3414-1709.5	240834	TRW Ø 41 - Halter			
→	☐; 06/04→; +PR 1KF	24.3414-1710.5	240835	TRW Ø 41 - Halter						
1.4 1.4 TSI 1.6 1.6 TDI 1.8 TSI 1.8 TSI 2.0 TDI 2.0 TDI 4x4	59 90 75 77 112 118 81 81	05/06→06/13 11/08→06/13 09/04→06/13 06/09→04/13 03/09→06/13 06/07→04/13 03/10→06/13 05/11→02/13	←	☐; → 01/13; +PR 1ZC, 1ZF, 1ZM	11.9541-9549.2	220575	ATE Ø 54 - Halter			
			←	☐; → 01/13; +PR 1ZC, 1ZF, 1ZM	11.9541-9550.2	220576	ATE Ø 54 - Halter			
			←	☐; → 01/13; +PR 1ZE	11.9541-9553.2	220563	ATE Ø 54 - Halter			
			←	☐; → 01/13; +PR 1ZE	11.9541-9554.2	220564	ATE Ø 54 - Halter			
			→	☐; → 01/13; +PR 1KD	24.3384-1755.5	240886	TRW Ø 38 - Halter			
			→	☐; → 01/13; +PR 1KD	24.3384-1756.5	240887	TRW Ø 38 - Halter			
			→	☐; +PR 1KF; → 01/13	24.3414-1709.5	240834	TRW Ø 41 - Halter			
			→	☐; +PR 1KF; → 01/13	24.3414-1710.5	240835	TRW Ø 41 - Halter			
			1.6 LPG	75	08/09→11/12	←	☐; 09/09→; +PR 1ZC, 1ZF, 1ZM	11.9541-9549.2	220575	ATE Ø 54 - Halter
						←	☐; 09/09→; +PR 1ZC, 1ZF, 1ZM	11.9541-9550.2	220576	ATE Ø 54 - Halter
←	☐; 09/09→; +PR 1ZE	11.9541-9553.2				220563	ATE Ø 54 - Halter			
←	☐; 09/09→; +PR 1ZE	11.9541-9554.2				220564	ATE Ø 54 - Halter			
→	☐; 09/09→; +PR 1KD	24.3384-1755.5				240886	TRW Ø 38 - Halter			
→	☐; 09/09→; +PR 1KD	24.3384-1756.5				240887	TRW Ø 38 - Halter			
→	☐; 09/09→; +PR 1KF	24.3414-1709.5				240834	TRW Ø 41 - Halter			
→	☐; 09/09→; +PR 1KF	24.3414-1710.5				240835	TRW Ø 41 - Halter			
1.6 MultiFuel	75	01/08→06/13	←	☐; 09/09→ 01/13; +PR 1ZC, 1ZF, 1ZM	11.9541-9549.2	220575	ATE Ø 54 - Halter			
			←	☐; 09/09→ 01/13; +PR 1ZC, 1ZF, 1ZM	11.9541-9550.2	220576	ATE Ø 54 - Halter			
			←	☐; 09/09→ 01/13; +PR 1ZE	11.9541-9553.2	220563	ATE Ø 54 - Halter			
			←	☐; 09/09→ 01/13; +PR 1ZE	11.9541-9554.2	220564	ATE Ø 54 - Halter			
			→	☐; 09/09→; +PR 1KD; → 01/13	24.3384-1755.5	240886	TRW Ø 38 - Halter			
			→	☐; 09/09→; +PR 1KD; → 01/13	24.3384-1756.5	240887	TRW Ø 38 - Halter			
			→	☐; 09/09→; +PR 1KF; → 01/13	24.3414-1709.5	240834	TRW Ø 41 - Halter			
			→	☐; 09/09→; +PR 1KF; → 01/13	24.3414-1710.5	240835	TRW Ø 41 - Halter			
1.6 TDI 4x4	77	06/09→02/13	←	☐; → 01/13; +PR 1ZC, 1ZF, 1ZM	11.9541-9549.2	220575	ATE Ø 54 - Halter			
			←	☐; → 01/13; +PR 1ZC, 1ZF, 1ZM	11.9541-9550.2	220576	ATE Ø 54 - Halter			
			←	☐; → 01/13; +PR 1ZE	11.9541-9553.2	220563	ATE Ø 54 - Halter			
			←	☐; → 01/13; +PR 1ZE	11.9541-9554.2	220564	ATE Ø 54 - Halter			
			→	☐; +PR 1KF; → 01/13	24.3414-1709.5	240834	TRW Ø 41 - Halter			
			→	☐; +PR 1KF; → 01/13	24.3414-1710.5	240835	TRW Ø 41 - Halter			
1.8 TSI 4x4 1.8 TSI 4x4 2.0 TDI 16V 4x4	112 118 103	03/09→02/13 11/08→02/13 05/10→02/13	←	☐; → 01/13; +PR 1ZC, 1ZF, 1ZM	11.9541-9549.2	220575	ATE Ø 54 - Halter			
			←	☐; → 01/13; +PR 1ZC, 1ZF, 1ZM	11.9541-9550.2	220576	ATE Ø 54 - Halter			
			←	☐; → 01/13; +PR 1ZE	11.9541-9553.2	220563	ATE Ø 54 - Halter			
			←	☐; → 01/13; +PR 1ZE	11.9541-9554.2	220564	ATE Ø 54 - Halter			
			→	☐; +PR 1KF; → 01/13	24.3414-1709.5	240834	TRW Ø 41 - Halter			
			→	☐; +PR 1KF; → 01/13	24.3414-1710.5	240835	TRW Ø 41 - Halter			
1.9 TDI 2.0 FSI ↓	77 110	09/04→12/10 11/04→10/08	←	☐; +PR 1ZC, 1ZF, 1ZM	11.9541-9549.2	220575	ATE Ø 54 - Halter			

	kw			 	! #			
<b>SKODA - OCTAVIA II Combi (1Z5) 02/04→06/13</b>								
<b>Bremssattel</b>								
2.0 TDI	103	11/05→05/10	←	☐; +PR 1ZC, 1ZF, 1ZM		11.9541-9550.2	220576	ATE Ø 54 - Halter
			←	☐; +PR 1ZE		11.9541-9553.2	220563	ATE Ø 54 - Halter
			←	☐; +PR 1ZE		11.9541-9554.2	220564	ATE Ø 54 - Halter
			→	☐; +PR 1KD		24.3384-1755.5	240886	TRW Ø 38 - Halter
			→	☐; +PR 1KD		24.3384-1756.5	240887	TRW Ø 38 - Halter
			→	☐; +PR 1KF		24.3414-1709.5	240834	TRW Ø 41 - Halter
			→	☐; +PR 1KF		24.3414-1710.5	240835	TRW Ø 41 - Halter
1.9 TDI 4x4 2.0 FSI 4x4 2.0 TDI 4x4	77 110 103	11/04→12/10 11/04→10/08 07/06→05/10	←	☐; +PR 1ZC, 1ZF, 1ZM		11.9541-9549.2	220575	ATE Ø 54 - Halter
			←	☐; +PR 1ZC, 1ZF, 1ZM		11.9541-9550.2	220576	ATE Ø 54 - Halter
			←	☐; +PR 1ZE		11.9541-9553.2	220563	ATE Ø 54 - Halter
			←	☐; +PR 1ZE		11.9541-9554.2	220564	ATE Ø 54 - Halter
			→	☐; +PR 1KF		24.3414-1709.5	240834	TRW Ø 41 - Halter
			→	☐; +PR 1KF		24.3414-1710.5	240835	TRW Ø 41 - Halter
2.0 RS 2.0 TDI RS	147 125	10/05→02/13 04/06→02/13	←	☐; → 01/13; +PR 1LL,1LP,1ZB		11.9541-9553.2	220563	ATE Ø 54 - Halter
			←	☐; → 01/13; +PR 1LL,1LP,1ZB		11.9541-9554.2	220564	ATE Ø 54 - Halter
			→	☐; → 01/13; +PR 1KP		24.3387-1729.5	240878	TRW Ø 38 - Halter
			→	☐; → 01/13; +PR 1KP		24.3387-1730.5	240879	TRW Ø 38 - Halter
2.0 TDI 16V	103	02/04→05/13	←	☐; 06/04→ 01/13; +PR 1ZC, 1ZF, 1ZM		11.9541-9549.2	220575	ATE Ø 54 - Halter
			←	☐; 06/04→ 01/13; +PR 1ZC, 1ZF, 1ZM		11.9541-9550.2	220576	ATE Ø 54 - Halter
			←	☐; 06/04→ 01/13; +PR 1ZE		11.9541-9553.2	220563	ATE Ø 54 - Halter
			←	☐; 06/04→ 01/13; +PR 1ZE		11.9541-9554.2	220564	ATE Ø 54 - Halter
			→	☐; 06/04→ 01/13; +PR 1KD		24.3384-1755.5	240886	TRW Ø 38 - Halter
			→	☐; 06/04→ 01/13; +PR 1KD		24.3384-1756.5	240887	TRW Ø 38 - Halter
			→	☐; 06/04→ 01/13; +PR 1KF		24.3414-1709.5	240834	TRW Ø 41 - Halter
			→	☐; 06/04→ 01/13; +PR 1KF		24.3414-1710.5	240835	TRW Ø 41 - Halter
<b>Feder, Bremssattel</b>								
1.2 TSI 1.4 1.4 TSI 1.6 1.6 TDI 1.6 TDI 4x4 1.8 TSI 1.8 TSI 1.8 TSI 4x4 1.8 TSI 4x4 2.0 TDI 2.0 TDI 16V 4x4 2.0 TDI 4x4	77 59 90 75 77 77 112 118 112 118 81 103 81	02/10→04/13 05/06→06/13 11/08→06/13 09/04→06/13 06/09→04/13 06/09→02/13 03/09→06/13 06/07→04/13 03/09→02/13 11/08→02/13 03/10→06/13 05/10→02/13 05/11→02/13	←	→ 01/13; +PR 1ZE	2	11.8116-0351.1	390538	ATE
1.4 1.6 FSI 2.0 TDI 16V	55 85 100	05/04→05/06 02/04→10/08 02/04→05/10	←	06/04→; +PR 1ZE	2	11.8116-0351.1	390538	ATE
1.6 LPG	75	08/09→11/12	←	09/09→; +PR 1ZE	2	11.8116-0351.1	390538	ATE
1.6 MultiFuel	75	01/08→06/13	←	09/09→ 01/13; +PR 1ZE	2	11.8116-0351.1	390538	ATE
1.9 TDI 1.9 TDI 4x4 2.0 FSI 2.0 FSI 4x4 2.0 TDI 2.0 TDI 4x4	77 77 110 110 103 103	09/04→12/10 11/04→12/10 11/04→10/08 11/04→10/08 11/05→05/10 07/06→05/10	←	+PR 1ZE	2	11.8116-0351.1	390538	ATE
2.0 RS 2.0 TDI RS	147 125	10/05→02/13 04/06→02/13		→ 01/13; +PR 1LL,1LP,1ZB	2	11.8116-0351.1	390538	ATE
2.0 TDI 16V	103	02/04→05/13	←	06/04→ 01/13; +PR 1ZE	2	11.8116-0351.1	390538	ATE
<b>Führungshülzensatz, Bremssattel</b>								
1.2 TSI 1.4 1.4 TSI 1.6 1.6 TDI 1.6 TDI 4x4 1.8 TSI 1.8 TSI 1.8 TSI 4x4 1.8 TSI 4x4	77 59 90 75 77 77 112 118 112 118	02/10→04/13 05/06→06/13 11/08→06/13 09/04→06/13 06/09→04/13 06/09→02/13 03/09→06/13 06/07→04/13 03/09→02/13 11/08→02/13	←	→ 01/13; +PR 1ZE		11.0101-5409.2	260035	ATE



	kw				! #		
<b>SKODA - OCTAVIA II Combi (1Z5) 02/04→06/13</b>							
<b>Führungshülzensatz, Bremssattel</b>							
2.0 TDI 2.0 TDI 16V 4x4 2.0 TDI 4x4	81 103 81	03/10→06/13 05/10→02/13 05/11→02/13	←	→ 01/13; +PR 1ZE		11.0101-5409.2 260035	ATE
1.4 1.6 FSI 2.0 TDI 16V	55 85 100	05/04→05/06 02/04→10/08 02/04→05/10	←	06/04→; +PR 1ZE		11.0101-5409.2 260035	ATE
1.6 LPG	75	08/09→11/12	←	09/09→; +PR 1ZE		11.0101-5409.2 260035	ATE
1.6 MultiFuel	75	01/08→06/13	←	09/09→ 01/13; +PR 1ZE		11.0101-5409.2 260035	ATE
1.9 TDI 1.9 TDI 4x4 2.0 FSI 2.0 FSI 4x4 2.0 TDI 2.0 TDI 4x4	77 77 110 110 103 103	09/04→12/10 11/04→12/10 11/04→10/08 11/04→10/08 11/05→05/10 07/06→05/10	←	+PR 1ZE		11.0101-5409.2 260035	ATE
2.0 RS 2.0 TDI RS	147 125	10/05→02/13 04/06→02/13	←	→ 01/13; +PR 1LL,1LP,1ZB		11.0101-5409.2 260035	ATE
2.0 TDI 16V	103	02/04→05/13	←	06/04→ 01/13; +PR 1ZE		11.0101-5409.2 260035	ATE
<b>Führungsbolzen, Bremssattel</b>							
1.2 TSI 1.6 TDI 4x4	77 77	02/10→04/13 06/09→02/13		→ 01/13; +PR 1ZE		11.8171-0008.1 990049	ATE
				→ 01/13; +PR 1ZC,1ZF,1ZM		11.8171-0069.1 250152	ATE
1.4 1.6 FSI 2.0 TDI 16V	55 85 100	05/04→05/06 02/04→10/08 02/04→05/10		06/04→; +PR 1ZE		11.8171-0008.1 990049	ATE
				06/04→; +PR 1ZC, 1ZF, 1ZM		11.8171-0069.1 250152	ATE
1.4 1.4 TSI 1.6 1.6 TDI 1.8 TSI 1.8 TSI 1.8 TSI 4x4 1.8 TSI 4x4 2.0 TDI 2.0 TDI 16V 4x4 2.0 TDI 4x4	59 90 75 77 112 118 112 118 81 103 81	05/06→06/13 11/08→06/13 09/04→06/13 06/09→04/13 03/09→06/13 06/07→04/13 03/09→02/13 11/08→02/13 03/10→06/13 05/10→02/13 05/11→02/13		→ 01/13; +PR 1ZE		11.8171-0008.1 990049	ATE
				→ 01/13; +PR 1ZC, 1ZF, 1ZM		11.8171-0069.1 250152	ATE
1.6 LPG	75	08/09→11/12		09/09→; +PR 1ZE		11.8171-0008.1 990049	ATE
				09/09→; +PR 1ZC, 1ZF, 1ZM		11.8171-0069.1 250152	ATE
1.6 MultiFuel	75	01/08→06/13		09/09→ 01/13; +PR 1ZE		11.8171-0008.1 990049	ATE
				09/09→ 01/13; +PR 1ZC, 1ZF, 1ZM		11.8171-0069.1 250152	ATE
1.9 TDI 1.9 TDI 4x4 2.0 FSI 2.0 FSI 4x4 2.0 TDI 2.0 TDI 4x4	77 77 110 110 103 103	09/04→12/10 11/04→12/10 11/04→10/08 11/04→10/08 11/05→05/10 07/06→05/10		+PR 1ZE		11.8171-0008.1 990049	ATE
				+PR 1ZC, 1ZF, 1ZM		11.8171-0069.1 250152	ATE
2.0 RS 2.0 TDI RS	147 125	10/05→02/13 04/06→02/13		→ 01/13; +PR 1LL,1LP,1ZB		11.8171-0008.1 990049	ATE
2.0 TDI 16V	103	02/04→05/13		06/04→ 01/13; +PR 1ZE		11.8171-0008.1 990049	ATE
				06/04→ 01/13; +PR 1ZC, 1ZF, 1ZM		11.8171-0069.1 250152	ATE
<b>Bremsschlauch</b>							
1.2 TSI 2.0 TDI 2.0 TDI 16V 4x4 2.0 TDI 4x4	77 81 103 81	02/10→04/13 03/10→06/13 05/10→02/13 05/11→02/13	←	→ 01/13	2	24.5143-0564.3 331433	L= 564
			→	☐; → 01/13		83.7847-0254.3 331233	L= 255
			→	☐; → 01/13		83.7847-0257.3 331234	L= 255
1.4 1.6 FSI	55 85	05/04→05/06 02/04→10/08	←	06/04→	2	24.5143-0564.3 331433	L= 564
			→	06/04→	2	24.5204-0233.3 331430	L= 233
1.4 1.4 TSI 1.6 1.6 TDI 1.6 TDI 4x4 1.8 TSI 1.8 TSI 4x4 1.8 TSI 4x4 2.0 RS 2.0 TDI RS	59 90 75 77 77 112 118 112 118 147 125	05/06→06/13 11/08→06/13 09/04→06/13 06/09→04/13 06/09→02/13 03/09→06/13 06/07→04/13 03/09→02/13 11/08→02/13 10/05→02/13 04/06→02/13	←	→ 01/13	2	24.5143-0564.3 331433	L= 564
			→	→ 10/09	2	24.5204-0233.3 331430	L= 233
			→	☐; 11/09→ 01/13		83.7847-0254.3 331233	L= 255
			→	☐; 11/09→ 01/13		83.7847-0257.3 331234	L= 255
1.6 LPG	75	08/09→11/12	←	09/09→	2	24.5143-0564.3 331433	L= 564
			→	09/09→ 10/09	2	24.5204-0233.3 331430	L= 233
			→	☐; 11/09→		83.7847-0254.3 331233	L= 255
			→	☐; 11/09→		83.7847-0257.3 331234	L= 255
↓							



**SKODA - OCTAVIA II Combi (1Z5) 02/04→06/13**

**Bremsschlauch**

1.6 MultiFuel	75	01/08→06/13	←	09/09→ 01/13	2	24.5143-0564.3	331433	L= 564
			→	09/09→ 10/09	2	24.5204-0233.3	331430	L= 233
			→	☐; 11/09→ 01/13		83.7847-0254.3	331233	L= 255
			→	☐; 11/09→ 01/13		83.7847-0257.3	331234	L= 255
1.9 TDI 1.9 TDI 4x4 2.0 TDI 2.0 TDI 4x4	77 77 103 103	09/04→12/10 11/04→12/10 11/05→05/10 07/06→05/10	←		2	24.5143-0564.3	331433	L= 564
			→	→ 10/09	2	24.5204-0233.3	331430	L= 233
			→	☐; 11/09→		83.7847-0254.3	331233	L= 255
			→	☐; 11/09→		83.7847-0257.3	331234	L= 255
2.0 FSI 2.0 FSI 4x4	110 110	11/04→10/08 11/04→10/08	←		2	24.5143-0564.3	331433	L= 564
			→		2	24.5204-0233.3	331430	L= 233
2.0 TDI 16V	100	02/04→05/10	←	06/04→	2	24.5143-0564.3	331433	L= 564
			→	06/04→ 10/09	2	24.5204-0233.3	331430	L= 233
			→	☐; 11/09→		83.7847-0254.3	331233	L= 255
			→	☐; 11/09→		83.7847-0257.3	331234	L= 255
2.0 TDI 16V	103	02/04→05/13	←	06/04→ 01/13	2	24.5143-0564.3	331433	L= 564
			→	06/04→ 10/09	2	24.5204-0233.3	331430	L= 233
			→	☐; 11/09→ 01/13		83.7847-0254.3	331233	L= 255
			→	☐; 11/09→ 01/13		83.7847-0257.3	331234	L= 255

**SKODA - OCTAVIA III (5E3, NL3, NR3) 11/12→**

**Bremssattel**










1.0 TSI 1.2 TSI 1.4 TSI 1.4 TSI G-TEC 1.5 TSI 1.6 1.6 TDI 1.6 TDI 1.6 TDI 4x4 1.6 TDI 4x4 1.8 TSI 1.8 TSI 4x4 2.0 TDI 2.0 TDI / TDI RS 4x4 2.0 TDI 4x4 2.0 TDI RS 2.0 TSI RS 2.0 TSI RS 2.0 TSI RS	85 81 103 81 110 81 81 85 77 81 132 132 105 135 110 135 162 169 180	05/16→ 05/15→ 11/12→ 11/13→ 02/17→ 01/14→ 05/13→ 02/17→ 09/14→ 05/15→ 11/12→ 09/14→ 09/14→ 05/13→ 05/13→ 05/15→ 02/17→	→	☐; +PR 1KD		24.3384-1759.5	240800	TRW Ø 38 - Halter
			→	☐; +PR 1KD		24.3384-1760.5	240801	TRW Ø 38 - Halter ALU
			→	☐; 02/13→; +PR 1KD		24.3384-1759.5	240800	TRW Ø 38 - Halter
			→	☐; 02/13→; +PR 1KD		24.3384-1760.5	240801	TRW Ø 38 - Halter ALU
			→	☐; 05/15→; +PR 1KD		24.3384-1759.5	240800	TRW Ø 38 - Halter
			→	☐; 05/15→; +PR 1KD		24.3384-1760.5	240801	TRW Ø 38 - Halter ALU

**SKODA - OCTAVIA III Combi (5E5) 11/12→**










**Bremssattel**










1.0 TSI 1.2 TSI 1.4 TSI 1.4 TSI G-TEC 1.5 TSI 1.6 1.6 TDI 1.6 TDI 1.6 TDI 4x4 1.6 TDI 4x4 1.8 TSI 1.8 TSI 4x4 2.0 TDI 2.0 TDI / TDI RS 4x4 2.0 TDI 4x4 2.0 TDI RS 2.0 TSI RS 2.0 TSI RS	85 81 103 81 110 81 85 77 81 132 132 105 135 110 135 169 180	05/16→ 05/15→ 11/12→ 11/13→ 02/17→ 01/14→ 05/13→ 02/17→ 11/12→ 05/15→ 11/12→ 11/12→ 11/12→ 11/12→ 09/14→ 11/12→ 05/13→ 05/15→ 02/17→	→	☐; +PR 1KD		24.3384-1759.5	240800	TRW Ø 38 - Halter
			→	☐; +PR 1KD		24.3384-1760.5	240801	TRW Ø 38 - Halter ALU
			→	☐; 02/13→; +PR 1KD		24.3384-1759.5	240800	TRW Ø 38 - Halter

1.2 TSI	63	11/12→	→	☐; 02/13→; +PR 1KD		24.3384-1759.5	240800	TRW Ø 38 - Halter
---------	----	--------	---	--------------------	--	----------------	--------	-------------------








	kw			 	! #		
<b>SKODA - OCTAVIA III Combi (5E5) 11/12→</b>							
 <b>Bremssattel</b>							
1.2 TSI 1.6 TDI 1.6 TDI 2.0 TDI	77 66 77 110	11/12→ 11/12→ 11/12→ 11/12→	→	☐; 02/13→; +PR 1KD		24.3384-1760.5 240801	TRW Ø 38 - Halter ALU
1.4 TSI	110	08/14→	→	☐; 05/15→; +PR 1KD		24.3384-1759.5 240800	TRW Ø 38 - Halter
			→	☐; 05/15→; +PR 1KD		24.3384-1760.5 240801	TRW Ø 38 - Halter ALU
2.0 TSI RS	162	11/12→	→	☐; 05/13→; +PR 1KD		24.3384-1759.5 240800	TRW Ø 38 - Halter
			→	☐; 05/13→; +PR 1KD		24.3384-1760.5 240801	TRW Ø 38 - Halter ALU
<b>SKODA - RAPID (NH3) 07/12→</b>							
 <b>Bremssattel</b>							
1.0 TSI 1.0 TSI 1.2 TSI 1.2 TSI 1.4 TDI 1.4 TSI 1.6 TDI	70 81 66 81 66 92 85	06/17→ 06/17→ 05/15→ 05/15→ 05/15→ 05/15→ 05/15→	← ← → → → → →	☐; +PR 1ZC ☐; +PR 1ZC ☐; +PR 1KT ☐; +PR 1KT ☐; +PR 1ZC ☐; +PR 1ZC ☐; +PR 1KT		11.9541-9553.2 220563 11.9541-9554.2 220564 24.3387-1735.5 240657 24.3387-1736.5 240658 11.9541-9549.2 220575 11.9541-9550.2 220576 11.9541-9553.2 220563 11.9541-9554.2 220564 24.3387-1735.5 240657 24.3387-1736.5 240658	ATE Ø 54 - Halter ATE Ø 54 - Halter TRW Ø 38 - Halter TRW Ø 38 - Halter ATE Ø 54 - Halter ATE Ø 54 - Halter ATE Ø 54 - Halter ATE Ø 54 - Halter TRW Ø 38 - Halter TRW Ø 38 - Halter
1.2 1.2 TSI 1.2 TSI 1.4 TSI 1.6 TDI	55 63 77 90 77	07/12→ 07/12→ 07/12→ 07/12→ 07/12→	← ← ← ← → →	☐; 10/12→; +PR 1ZG ☐; 10/12→; +PR 1ZG ☐; 10/12→; +PR 1ZC ☐; 10/12→; +PR 1ZC ☐; 10/12→; +PR 1KT ☐; 10/12→; +PR 1KT		11.9541-9549.2 220575 11.9541-9550.2 220576 11.9541-9553.2 220563 11.9541-9554.2 220564 24.3387-1735.5 240657 24.3387-1736.5 240658	ATE Ø 54 - Halter ATE Ø 54 - Halter ATE Ø 54 - Halter ATE Ø 54 - Halter TRW Ø 38 - Halter TRW Ø 38 - Halter
1.6	77	07/12→	← ← ← ← → →	☐; 07/13→; +PR 1ZG ☐; 07/13→; +PR 1ZG ☐; 07/13→; +PR 1ZC ☐; 07/13→; +PR 1ZC ☐; 07/13→; +PR 1KT ☐; 07/13→; +PR 1KT		11.9541-9549.2 220575 11.9541-9550.2 220576 11.9541-9553.2 220563 11.9541-9554.2 220564 24.3387-1735.5 240657 24.3387-1736.5 240658	ATE Ø 54 - Halter ATE Ø 54 - Halter ATE Ø 54 - Halter ATE Ø 54 - Halter TRW Ø 38 - Halter TRW Ø 38 - Halter
1.6 1.6 TDI	81 66	05/15→ 08/13→	← ← ← ← → →	☐; +PR 1ZG ☐; +PR 1ZG ☐; +PR 1ZC ☐; +PR 1ZC ☐; +PR 1KT ☐; +PR 1KT		11.9541-9549.2 220575 11.9541-9550.2 220576 11.9541-9553.2 220563 11.9541-9554.2 220564 24.3387-1735.5 240657 24.3387-1736.5 240658	ATE Ø 54 - Halter ATE Ø 54 - Halter ATE Ø 54 - Halter ATE Ø 54 - Halter TRW Ø 38 - Halter TRW Ø 38 - Halter
<b>Feder, Bremssattel</b>							
1.0 TSI 1.0 TSI 1.2 TSI 1.2 TSI 1.4 TDI 1.4 TSI 1.6 1.6 TDI 1.6 TDI	70 81 66 81 66 92 81 66 85	06/17→ 06/17→ 05/15→ 05/15→ 05/15→ 05/15→ 05/15→ 08/13→ 05/15→		+PR 1ZC	2	11.8116-0351.1 390538	ATE
1.2 1.2 TSI 1.2 TSI 1.4 TSI 1.6 TDI	55 63 77 90 77	07/12→ 07/12→ 07/12→ 07/12→ 07/12→		10/12→; +PR 1ZC	2	11.8116-0351.1 390538	ATE
1.6	77	07/12→		07/13→; +PR 1ZC	2	11.8116-0351.1 390538	ATE
<b>Führungshülzensatz, Bremssattel</b>							
1.0 TSI 1.0 TSI 1.2 TSI 1.2 TSI 1.4 TDI 1.4 TSI 1.6 TDI	70 81 66 81 66 92 85	06/17→ 06/17→ 05/15→ 05/15→ 05/15→ 05/15→ 05/15→	←	+PR 1ZC		11.0101-5409.2 260035	ATE
1.2 1.2 TSI 1.2 TSI 1.4 TSI 1.6 TDI	55 63 77 90 77	07/12→ 07/12→ 07/12→ 07/12→ 07/12→	← ←	10/12→; +PR 1ZG 10/12→; +PR 1ZC		11.0101-5407.2 260011 11.0101-5409.2 260035	ATE ATE
↓							












	kw			 	! #		
<b>SKODA - RAPID (NH3) 07/12→</b>							
<b>Führungshülzensatz, Bremsattel</b>							
1.6	77	07/12→	←	07/13→; +PR 1ZG		11.0101-5407.2 260011	ATE
			←	07/13→; +PR 1ZC		11.0101-5409.2 260035	ATE
1.6	81	05/15→	←	+PR 1ZG		11.0101-5407.2 260011	ATE
1.6 TDI	66	08/13→	←	+PR 1ZC		11.0101-5409.2 260035	ATE
<b>Führungsbolzen, Bremsattel</b>							
1.0 TSI	70	06/17→		+PR 1ZC		11.8171-0008.1 990049	ATE
1.0 TSI	81	06/17→					
1.2 TSI	66	05/15→					
1.2 TSI	81	05/15→					
1.4 TDI	66	05/15→					
1.4 TSI	92	05/15→					
1.6 TDI	85	05/15→					
1.2	55	07/12→		10/12→; +PR 1ZC		11.8171-0008.1 990049	ATE
1.2 TSI	63	07/12→		10/12→; +PR 1ZG		11.8171-0008.1 990049	ATE
1.2 TSI	77	07/12→					
1.4 TSI	90	07/12→					
1.6 TDI	77	07/12→					
1.6	77	07/12→		07/13→; +PR 1ZC		11.8171-0008.1 990049	ATE
				07/13→; +PR 1ZG		11.8171-0008.1 990049	ATE
1.6	81	05/15→		+PR 1ZC		11.8171-0008.1 990049	ATE
1.6 TDI	66	08/13→		+PR 1ZG		11.8171-0008.1 990049	ATE
<b> Bremschlauch</b>							
1.0 TSI	70	06/17→	←		2	24.5143-0544.3 331420	L= 544
1.0 TSI	81	06/17→	→		2	83.7858-0140.3 330837	L= 140
1.2 TSI	66	05/15→					
1.2 TSI	81	05/15→					
1.4 TDI	66	05/15→					
1.4 TSI	92	05/15→					
1.6	81	05/15→					
1.6 TDI	66	08/13→					
1.6 TDI	85	05/15→					
1.2	55	07/12→	←	12/12→	2	24.5143-0544.3 331420	L= 544
1.2 TSI	63	07/12→	→	10/12→	2	83.7858-0140.3 330837	L= 140
1.2 TSI	77	07/12→					
1.4 TSI	90	07/12→					
1.6 TDI	77	07/12→					
1.6	77	07/12→	←	07/13→	2	24.5143-0544.3 331420	L= 544
			→	07/13→	2	83.7858-0140.3 330837	L= 140
<b>SKODA - RAPID Spaceback (NH1) 07/12→</b>							
<b> Bremsattel</b>							
1.0 TSI	70	06/17→	←	☐; +PR 1ZC		11.9541-9553.2 220563	ATE Ø 54 - Halter
1.0 TSI	81	06/17→	←	☐; +PR 1ZC		11.9541-9554.2 220564	ATE Ø 54 - Halter
1.2 TSI	66	05/15→	→	☐; +PR 1KT		24.3387-1735.5 240657	TRW Ø 38 - Halter
1.2 TSI	81	05/15→	→	☐; +PR 1KT		24.3387-1736.5 240658	TRW Ø 38 - Halter
1.4 TDI	66	05/15→					
1.4 TSI	92	05/15→					
1.6 TDI	85	05/15→					
1.2	55	07/12→	←	☐; 10/12→; +PR 1ZG		11.9541-9549.2 220575	ATE Ø 54 - Halter
1.2 TSI	63	07/12→	←	☐; 10/12→; +PR 1ZG		11.9541-9550.2 220576	ATE Ø 54 - Halter
1.2 TSI	77	07/12→	←	☐; 10/12→; +PR 1ZC		11.9541-9553.2 220563	ATE Ø 54 - Halter
1.4 TSI	90	07/12→	←	☐; 10/12→; +PR 1ZC		11.9541-9554.2 220564	ATE Ø 54 - Halter
1.6 TDI	77	07/12→	→	☐; 10/12→; +PR 1KT		24.3387-1735.5 240657	TRW Ø 38 - Halter
			→	☐; 10/12→; +PR 1KT		24.3387-1736.5 240658	TRW Ø 38 - Halter
1.6	77	07/12→	←	☐; 07/13→; +PR 1ZG		11.9541-9549.2 220575	ATE Ø 54 - Halter
			←	☐; 07/13→; +PR 1ZG		11.9541-9550.2 220576	ATE Ø 54 - Halter
			←	☐; 07/13→; +PR 1ZC		11.9541-9553.2 220563	ATE Ø 54 - Halter
			←	☐; 07/13→; +PR 1ZC		11.9541-9554.2 220564	ATE Ø 54 - Halter
			→	☐; 07/13→; +PR 1KT		24.3387-1735.5 240657	TRW Ø 38 - Halter
			→	☐; 07/13→; +PR 1KT		24.3387-1736.5 240658	TRW Ø 38 - Halter
1.6 TDI	66	08/13→	←	☐; +PR 1ZG		11.9541-9549.2 220575	ATE Ø 54 - Halter
			←	☐; +PR 1ZG		11.9541-9550.2 220576	ATE Ø 54 - Halter
			←	☐; +PR 1ZC		11.9541-9553.2 220563	ATE Ø 54 - Halter
			←	☐; +PR 1ZC		11.9541-9554.2 220564	ATE Ø 54 - Halter
↓							










	kw					! #		
<b>SKODA - RAPID Spaceback (NH1) 07/12→</b>								
 <b>Bremssattel</b>								
1.6 TDI	66	08/13→	➔	☐; +PR 1KT		24.3387-1735.5	240657	TRW Ø 38 - Halter
			➔	☐; +PR 1KT		24.3387-1736.5	240658	TRW Ø 38 - Halter
<b>Feder, Bremssattel</b>								
1.0 TSI	70	06/17→		+PR 1ZC	2	11.8116-0351.1	390538	ATE
1.0 TSI	81	06/17→						
1.2 TSI	66	05/15→						
1.2 TSI	81	05/15→						
1.4 TDI	66	05/15→						
1.4 TSI	92	05/15→						
1.6 TDI	66	08/13→						
1.6 TDI	85	05/15→						
1.2	55	07/12→		10/12→; +PR 1ZC	2	11.8116-0351.1	390538	ATE
1.2 TSI	63	07/12→						
1.2 TSI	77	07/12→						
1.4 TSI	90	07/12→						
1.6 TDI	77	07/12→						
1.6	77	07/12→		07/13→; +PR 1ZC	2	11.8116-0351.1	390538	ATE
<b>Führungshülzensatz, Bremssattel</b>								
1.0 TSI	70	06/17→	←	+PR 1ZC		11.0101-5409.2	260035	ATE
1.0 TSI	81	06/17→						
1.2 TSI	66	05/15→						
1.2 TSI	81	05/15→						
1.4 TDI	66	05/15→						
1.4 TSI	92	05/15→						
1.6 TDI	85	05/15→						
1.2	55	07/12→	←	10/12→; +PR 1ZG		11.0101-5407.2	260011	ATE
1.2 TSI	63	07/12→						
1.2 TSI	77	07/12→	←	10/12→; +PR 1ZC		11.0101-5409.2	260035	ATE
1.4 TSI	90	07/12→						
1.6 TDI	77	07/12→						
1.6	77	07/12→	←	07/13→; +PR 1ZG		11.0101-5407.2	260011	ATE
			←	07/13→; +PR 1ZC		11.0101-5409.2	260035	ATE
1.6 TDI	66	08/13→	←	+PR 1ZG		11.0101-5407.2	260011	ATE
			←	+PR 1ZC		11.0101-5409.2	260035	ATE
<b>Führungsbolzen, Bremssattel</b>								
1.0 TSI	70	06/17→		+PR 1ZC		11.8171-0008.1	990049	ATE
1.0 TSI	81	06/17→						
1.2 TSI	66	05/15→						
1.2 TSI	81	05/15→						
1.4 TDI	66	05/15→						
1.4 TSI	92	05/15→						
1.6 TDI	85	05/15→						
1.2	55	07/12→		10/12→; +PR 1ZC		11.8171-0008.1	990049	ATE
1.2 TSI	63	07/12→						
1.2 TSI	77	07/12→		10/12→; +PR 1ZG		11.8171-0008.1	990049	ATE
1.4 TSI	90	07/12→						
1.6 TDI	77	07/12→						
1.6	77	07/12→		07/13→; +PR 1ZC		11.8171-0008.1	990049	ATE
				07/13→; +PR 1ZG		11.8171-0008.1	990049	ATE
1.6 TDI	66	08/13→		+PR 1ZC		11.8171-0008.1	990049	ATE
				+PR 1ZG		11.8171-0008.1	990049	ATE
 <b>Bremsschlauch</b>								
1.0 TSI	70	06/17→	←		2	24.5143-0544.3	331420	L= 544
1.0 TSI	81	06/17→						
1.2 TSI	66	05/15→	➔		2	83.7858-0140.3	330837	L= 140
1.2 TSI	81	05/15→						
1.4 TDI	66	05/15→						
1.4 TSI	92	05/15→						
1.6 TDI	66	08/13→						
1.6 TDI	85	05/15→						
1.2	55	07/12→	←	12/12→	2	24.5143-0544.3	331420	L= 544
1.2 TSI	63	07/12→						
1.2 TSI	77	07/12→	➔	10/12→	2	83.7858-0140.3	330837	L= 140
1.4 TSI	90	07/12→						
1.6 TDI	77	07/12→						
1.6	77	07/12→	←	07/13→	2	24.5143-0544.3	331420	L= 544
			➔	07/13→	2	83.7858-0140.3	330837	L= 140

















	kw			 	! #		
<b>SKODA - ROOMSTER (5J) 03/06→05/15</b>							
<b>Bremssattel</b>							
1.2	47	05/06→01/07	←	☐; 07/06→; +PR 1LQ,1LR,1ZG	2	11.9541-9549.2 220575	ATE Ø 54 - Halter
			←	☐; 07/06→; +PR 1LQ,1LR,1ZG	2	11.9541-9550.2 220576	ATE Ø 54 - Halter
			←	☐; 07/06→; +PR 1ZC	2	11.9541-9553.2 220563	ATE Ø 54 - Halter
			←	☐; 07/06→; +PR 1ZC	2	11.9541-9554.2 220564	ATE Ø 54 - Halter
			←	☐; 07/06→; +PR 1LN,1ZH	2	24.3541-1797.5 240856	TRW Ø 54 - Halter
			←	☐; 07/06→; +PR 1LN,1ZH	2	24.3541-1798.5 240857	TRW Ø 54 - Halter
			→	☐; 07/06→; +PR 1KK	2	24.3384-1729.5 240816	TRW Ø 38 - Halter
			→	☐; 07/06→; +PR 1KK	2	24.3384-1730.5 240817	TRW Ø 38 - Halter
			→	☐; 07/06→; +PR 1KT	2	24.3387-1735.5 240657	TRW Ø 38 - Halter
			→	☐; 07/06→; +PR 1KT	2	24.3387-1736.5 240658	TRW Ø 38 - Halter
1.2	51	01/07→05/15	←	☐; → 04/15; +PR 1LQ,1LR,1ZG	2	11.9541-9549.2 220575	ATE Ø 54 - Halter
1.2 TDI	55	03/10→05/15	←	☐; → 04/15; +PR 1LQ,1LR,1ZG	2	11.9541-9550.2 220576	ATE Ø 54 - Halter
1.2 TSI	63	03/10→05/15	←	☐; → 04/15; +PR 1ZC	2	11.9541-9553.2 220563	ATE Ø 54 - Halter
1.2 TSI	77	03/10→05/15	←	☐; → 04/15; +PR 1ZC	2	11.9541-9554.2 220564	ATE Ø 54 - Halter
1.4	63	09/06→05/15	←	☐; → 04/15; +PR 1ZC	2	11.9541-9554.2 220564	ATE Ø 54 - Halter
1.6	77	09/06→05/15	←	☐; → 04/15; +PR 1ZC	2	11.9541-9554.2 220564	ATE Ø 54 - Halter
1.6 TDI	66	03/10→05/15	←	☐; → 04/15; +PR 1LN,1ZH	2	24.3541-1797.5 240856	TRW Ø 54 - Halter
1.6 TDI	77	03/10→05/15	←	☐; → 04/15; +PR 1LN,1ZH	2	24.3541-1798.5 240857	TRW Ø 54 - Halter
			→	☐; → 04/15; +PR 1KK	2	24.3384-1729.5 240816	TRW Ø 38 - Halter
			→	☐; → 04/15; +PR 1KK	2	24.3384-1730.5 240817	TRW Ø 38 - Halter
			→	☐; → 04/15; +PR 1KT	2	24.3387-1735.5 240657	TRW Ø 38 - Halter
			→	☐; → 04/15; +PR 1KT	2	24.3387-1736.5 240658	TRW Ø 38 - Halter
1.4 TDI	51	07/06→03/10	←	☐; +PR 1LQ,1LR,1ZG	2	11.9541-9549.2 220575	ATE Ø 54 - Halter
1.4 TDI	59	09/06→03/10	←	☐; +PR 1LQ,1LR,1ZG	2	11.9541-9550.2 220576	ATE Ø 54 - Halter
1.9 TDI	77	09/06→03/10	←	☐; +PR 1ZC	2	11.9541-9553.2 220563	ATE Ø 54 - Halter
			←	☐; +PR 1ZC	2	11.9541-9554.2 220564	ATE Ø 54 - Halter
			←	☐; +PR 1LN,1ZH	2	24.3541-1797.5 240856	TRW Ø 54 - Halter
			←	☐; +PR 1LN,1ZH	2	24.3541-1798.5 240857	TRW Ø 54 - Halter
			→	☐; +PR 1KK	2	24.3384-1729.5 240816	TRW Ø 38 - Halter
			→	☐; +PR 1KK	2	24.3384-1730.5 240817	TRW Ø 38 - Halter
			→	☐; +PR 1KT	2	24.3387-1735.5 240657	TRW Ø 38 - Halter
			→	☐; +PR 1KT	2	24.3387-1736.5 240658	TRW Ø 38 - Halter
<b>Feder, Bremssattel</b>							
1.2	47	05/06→01/07		07/06→; +PR 1ZC	2	11.8116-0351.1 390538	ATE
1.2	51	01/07→05/15		→ 04/15; +PR 1ZC	2	11.8116-0351.1 390538	ATE
1.2 TDI	55	03/10→05/15					
1.2 TSI	63	03/10→05/15					
1.2 TSI	77	03/10→05/15					
1.4	63	09/06→05/15					
1.6	77	09/06→05/15					
1.6 TDI	66	03/10→05/15					
1.6 TDI	77	03/10→05/15					
1.4 TDI	51	07/06→03/10		+PR 1ZC	2	11.8116-0351.1 390538	ATE
1.4 TDI	59	09/06→03/10					
1.9 TDI	77	09/06→03/10					
<b>Führungshülzensatz, Bremssattel</b>							
1.2	47	05/06→01/07	←	07/06→; +PR 1ZC	2	11.0101-5409.2 260035	ATE
			←	07/06→; +PR 1LQ,1LR,1ZG	2	11.0101-5409.2 260035	ATE
1.2	51	01/07→05/15	←	→ 04/15; +PR 1LQ,1LR,1ZG	2	11.0101-5409.2 260035	ATE
1.2 TDI	55	03/10→05/15	←	→ 04/15; +PR 1ZC	2	11.0101-5409.2 260035	ATE
1.2 TSI	63	03/10→05/15	←				
1.2 TSI	77	03/10→05/15	←				
1.4	63	09/06→05/15					
1.6	77	09/06→05/15					
1.6 TDI	66	03/10→05/15					
1.6 TDI	77	03/10→05/15					
1.4 TDI	51	07/06→03/10	←	+PR 1LQ,1LR,1ZG	2	11.0101-5409.2 260035	ATE
1.4 TDI	59	09/06→03/10	←	+PR 1ZC	2	11.0101-5409.2 260035	ATE
1.9 TDI	77	09/06→03/10	←				
<b>Führungsbolzen, Bremssattel</b>							
1.2	47	05/06→01/07		07/06→; +PR 1ZC	2	11.8171-0008.1 990049	ATE
↓							








	kw			 	! #		
<b>SKODA - ROOMSTER (5J) 03/06→05/15</b>							
<b>Führungsbolzen, Bremsattel</b>							
1.2	47	05/06→01/07		07/06→; +PR 1LQ,1LR,1ZG		11.8171-0008.1 990049	ATE
1.2	51	01/07→05/15		→ 04/15; +PR 1LQ,1LR,1ZG		11.8171-0008.1 990049	ATE
1.2 TDI	55	03/10→05/15					
1.2 TSI	63	03/10→05/15		→ 04/15; +PR 1ZC		11.8171-0008.1 990049	ATE
1.2 TSI	77	03/10→05/15					
1.4	63	09/06→05/15					
1.6	77	09/06→05/15					
1.6 TDI	66	03/10→05/15					
1.6 TDI	77	03/10→05/15					
1.4 TDI	51	07/06→03/10		+PR 1ZC		11.8171-0008.1 990049	ATE
1.4 TDI	59	09/06→03/10					
1.9 TDI	77	09/06→03/10		+PR 1LQ,1LR,1ZG		11.8171-0008.1 990049	ATE
<b> Bremsschlauch</b>							
1.2	47	05/06→01/07	←	07/06→	2	83.6247-0522.3 330595	L= 522
			→	☐ / am Bremsattel; 07/06→; Scheibenbremse		24.1253-0010.3 331066	L= 233 mit Rohrleitung
			→	☐ / am Bremsattel; 07/06→; Scheibenbremse		24.1253-0020.3 331067	L= 233 mit Rohrleitung
			→	07/06→	2	83.7858-0140.3 330837	L= 140
1.2	51	01/07→05/15	←	→ 04/15	2	83.6247-0522.3 330595	L= 522
1.2 TDI	55	03/10→05/15					
1.2 TSI	63	03/10→05/15	→	☐ / am Bremsattel; → 04/15; Scheibenbremse		24.1253-0010.3 331066	L= 233 mit Rohrleitung
1.2 TSI	77	03/10→05/15	→	☐ / am Bremsattel; → 04/15; Scheibenbremse		24.1253-0020.3 331067	L= 233 mit Rohrleitung
1.4	63	09/06→05/15	→	☐ / am Bremsattel; → 04/15; Scheibenbremse		24.1253-0020.3 331067	L= 233 mit Rohrleitung
1.6	77	09/06→05/15	→	☐ / am Bremsattel; → 04/15; Scheibenbremse		24.1253-0020.3 331067	L= 233 mit Rohrleitung
1.6 TDI	66	03/10→05/15	→	→ 04/15	2	83.7858-0140.3 330837	L= 140
1.6 TDI	77	03/10→05/15	→	→ 04/15	2	83.7858-0140.3 330837	L= 140
1.4 TDI	51	07/06→03/10	←		2	83.6247-0522.3 330595	L= 522
1.4 TDI	59	09/06→03/10	→	☐ / am Bremsattel; Scheibenbremse		24.1253-0010.3 331066	L= 233 mit Rohrleitung
1.9 TDI	77	09/06→03/10	→	☐ / am Bremsattel; Scheibenbremse		24.1253-0020.3 331067	L= 233 mit Rohrleitung
			→		2	83.7858-0140.3 330837	L= 140
<b>SKODA - ROOMSTER Praktik (5J) 03/07→05/15</b>							
<b> Bremsattel</b>							
1.2	51	03/07→05/15	←	☐; → 04/15; +PR 1LQ,1LR,1ZG		11.9541-9549.2 220575	ATE Ø 54 - Halter
1.2 TDI	55	03/10→05/15	←	☐; → 04/15; +PR 1LQ,1LR,1ZG		11.9541-9550.2 220576	ATE Ø 54 - Halter
1.2 TSI	63	03/10→05/15	←	☐; → 04/15; +PR 1LQ,1LR,1ZG		11.9541-9550.2 220576	ATE Ø 54 - Halter
1.4	63	03/07→05/15	←	☐; → 04/15; +PR 1ZC		11.9541-9553.2 220563	ATE Ø 54 - Halter
1.6 TDI	66	03/10→05/15	←	☐; → 04/15; +PR 1ZC		11.9541-9554.2 220564	ATE Ø 54 - Halter
			←	☐; → 04/15; +PR 1LN,1ZH		24.3541-1797.5 240856	TRW Ø 54 - Halter
			←	☐; → 04/15; +PR 1LN,1ZH		24.3541-1798.5 240857	TRW Ø 54 - Halter
			→	☐; → 04/15; +PR 1KK		24.3384-1729.5 240816	TRW Ø 38 - Halter
			→	☐; → 04/15; +PR 1KK		24.3384-1730.5 240817	TRW Ø 38 - Halter
			→	☐; → 04/15; +PR 1KT		24.3387-1735.5 240657	TRW Ø 38 - Halter
			→	☐; → 04/15; +PR 1KT		24.3387-1736.5 240658	TRW Ø 38 - Halter
1.4 TDI	51	03/07→03/10	←	☐; +PR 1LQ,1LR,1ZG		11.9541-9549.2 220575	ATE Ø 54 - Halter
1.4 TDI	59	03/07→03/10	←	☐; +PR 1LQ,1LR,1ZG		11.9541-9550.2 220576	ATE Ø 54 - Halter
			←	☐; +PR 1ZC		11.9541-9553.2 220563	ATE Ø 54 - Halter
			←	☐; +PR 1ZC		11.9541-9554.2 220564	ATE Ø 54 - Halter
			←	☐; +PR 1LN,1ZH		24.3541-1797.5 240856	TRW Ø 54 - Halter
			←	☐; +PR 1LN,1ZH		24.3541-1798.5 240857	TRW Ø 54 - Halter
			→	☐; +PR 1KK		24.3384-1729.5 240816	TRW Ø 38 - Halter
			→	☐; +PR 1KK		24.3384-1730.5 240817	TRW Ø 38 - Halter
			→	☐; +PR 1KT		24.3387-1735.5 240657	TRW Ø 38 - Halter
			→	☐; +PR 1KT		24.3387-1736.5 240658	TRW Ø 38 - Halter
<b>Feder, Bremsattel</b>							
1.2	51	03/07→05/15		→ 04/15; +PR 1ZC	2	11.8116-0351.1 390538	ATE
1.2 TDI	55	03/10→05/15					
1.2 TSI	63	03/10→05/15					
1.4	63	03/07→05/15					
1.6 TDI	66	03/10→05/15					
1.4 TDI	51	03/07→03/10		+PR 1ZC	2	11.8116-0351.1 390538	ATE
1.4 TDI	59	03/07→03/10					
↓							












	kw			 	! #		
<b>SKODA - ROOMSTER Praktik (5J) 03/07→05/15</b>							
<b>Führungshülensatz, Bremssattel</b>							
1.2	51	03/07→05/15	←	→ 04/15; +PR 1LQ,1LR,1ZG		11.0101-5409.2 260035	ATE
1.2 TDI	55	03/10→05/15	←	→ 04/15; +PR 1ZC		11.0101-5409.2 260035	ATE
1.2 TSI	63	03/10→05/15	←	→ 04/15; +PR 1ZC		11.0101-5409.2 260035	ATE
1.4	63	03/07→05/15	←				
1.6 TDI	66	03/10→05/15	←				
1.4 TDI	51	03/07→03/10	←	+PR 1LQ,1LR,1ZG		11.0101-5409.2 260035	ATE
1.4 TDI	59	03/07→03/10	←	+PR 1ZC		11.0101-5409.2 260035	ATE
<b>Führungsbolzen, Bremssattel</b>							
1.2	51	03/07→05/15		→ 04/15; +PR 1LQ,1LR,1ZG		11.8171-0008.1 990049	ATE
1.2 TDI	55	03/10→05/15		→ 04/15; +PR 1ZC		11.8171-0008.1 990049	ATE
1.2 TSI	63	03/10→05/15		→ 04/15; +PR 1ZC		11.8171-0008.1 990049	ATE
1.4	63	03/07→05/15					
1.6 TDI	66	03/10→05/15					
1.4 TDI	51	03/07→03/10		+PR 1ZC		11.8171-0008.1 990049	ATE
1.4 TDI	59	03/07→03/10		+PR 1LQ,1LR,1ZG		11.8171-0008.1 990049	ATE
<b> Bremsschlauch</b>							
1.2	51	03/07→05/15	←	→ 04/15	2	83.6247-0522.3 330595	L= 522
1.2 TDI	55	03/10→05/15	←	→ 04/15			
1.2 TSI	63	03/10→05/15	→	☐ / am Bremssattel; → 04/15; Scheibenbremse		24.1253-0010.3 331066	L= 233 mit Rohrleitung
1.4	63	03/07→05/15	→	☐ / am Bremssattel; → 04/15; Scheibenbremse		24.1253-0020.3 331067	L= 233 mit Rohrleitung
1.6 TDI	66	03/10→05/15	→	→ 04/15	2	83.7858-0140.3 330837	L= 140
1.4 TDI	51	03/07→03/10	←		2	83.6247-0522.3 330595	L= 522
1.4 TDI	59	03/07→03/10	→	☐ / am Bremssattel; Scheibenbremse		24.1253-0010.3 331066	L= 233 mit Rohrleitung
			→	☐ / am Bremssattel; Scheibenbremse		24.1253-0020.3 331067	L= 233 mit Rohrleitung
			→		2	83.7858-0140.3 330837	L= 140
<b>SKODA - SUPERB I (3U4) 12/01→03/08</b>							
<b> Bremssattel</b>							
1.8 T	110	12/01→03/08	←	☐; → 02/08		24.3571-8521.5 240495	ATE Ø 57 - Halter
2.0	85	12/01→03/08	←	☐; → 02/08		24.3571-8522.5 240496	ATE Ø 57 - Halter
			→	☐; → 02/08		24.3384-1731.5 240818	TRW Ø 38 - Halter
			→	☐; → 02/08		24.3384-1732.5 240819	TRW Ø 38 - Halter
1.9 TDI	74	08/02→10/05	←	☐		24.3571-8521.5 240495	ATE Ø 57 - Halter
1.9 TDI	77	10/05→05/07	←	☐		24.3571-8522.5 240496	ATE Ø 57 - Halter
			→	☐		24.3384-1731.5 240818	TRW Ø 38 - Halter
			→	☐		24.3384-1732.5 240819	TRW Ø 38 - Halter
1.9 TDI	85	01/07→03/08	←	☐; → 12/07		24.3571-8521.5 240495	ATE Ø 57 - Halter
1.9 TDI	96	12/01→03/08	←	☐; → 12/07		24.3571-8522.5 240496	ATE Ø 57 - Halter
			→	☐; → 12/07		24.3384-1731.5 240818	TRW Ø 38 - Halter
			→	☐; → 12/07		24.3384-1732.5 240819	TRW Ø 38 - Halter
2.0 TDI	103	10/05→03/08	←	☐; → 12/07		11.9571-9835.2 220427	ATE Ø 57 - Halter
2.5 TDI	120	06/03→03/08	←	☐; → 12/07		11.9571-9836.2 220428	ATE Ø 57 - Halter
2.8 V6	140	06/02→03/08	←	☐; → 12/07		11.9571-9836.2 220428	ATE Ø 57 - Halter
2.8 V6	142	12/01→03/08	→	☐; → 12/07		24.3384-1731.5 240818	TRW Ø 38 - Halter
			→	☐; → 12/07		24.3384-1732.5 240819	TRW Ø 38 - Halter
2.5 TDI	114	12/01→08/03	←	☐		11.9571-9835.2 220427	ATE Ø 57 - Halter
			←	☐		11.9571-9836.2 220428	ATE Ø 57 - Halter
			→	☐		24.3384-1731.5 240818	TRW Ø 38 - Halter
			→	☐		24.3384-1732.5 240819	TRW Ø 38 - Halter
<b>Halter, Bremssattel</b>							
1.8 T	110	12/01→03/08	←	→ 02/08	2	11.8170-0306.1 260102	ATE
2.0	85	12/01→03/08	←				
1.9 TDI	74	08/02→10/05	←		2	11.8170-0306.1 260102	ATE
1.9 TDI	77	10/05→05/07	←				
1.9 TDI	85	01/07→03/08	←	→ 12/07	2	11.8170-0306.1 260102	ATE
1.9 TDI	96	12/01→03/08	←				
2.0 TDI	103	10/05→03/08	←	→ 12/07	2	11.0230-0451.1 260130	ATE
2.5 TDI	120	06/03→03/08	←				
2.8 V6	140	06/02→03/08	←				
2.8 V6	142	12/01→03/08	←				
↓							







	kW			 	! #		
<b>SKODA - SUPERB I (3U4) 12/01→03/08</b>							
<b>Halter, Bremssattel</b>							
2.5 TDI	114	12/01→08/03	←		2	11.0230-0451.1 260130	ATE
<b>Feder, Bremssattel</b>							
1.8 T 2.0	110 85	12/01→03/08 12/01→03/08		→ 02/08	2	11.8116-0143.1 390513	ATE
1.9 TDI 1.9 TDI 2.5 TDI	74 77 114	08/02→10/05 10/05→05/07 12/01→08/03			2	11.8116-0143.1 390513	ATE
1.9 TDI 1.9 TDI 2.0 TDI 2.5 TDI 2.8 V6 2.8 V6	85 96 103 120 140 142	01/07→03/08 12/01→03/08 10/05→03/08 06/03→03/08 06/02→03/08 12/01→03/08		→ 12/07	2	11.8116-0143.1 390513	ATE
<b>Führungshülzensatz, Bremssattel</b>							
1.8 T 2.0	110 85	12/01→03/08 12/01→03/08	←	→ 02/08		11.0101-5409.2 260035	ATE
1.9 TDI 1.9 TDI 2.5 TDI	74 77 114	08/02→10/05 10/05→05/07 12/01→08/03	←			11.0101-5409.2 260035	ATE
1.9 TDI 1.9 TDI 2.0 TDI 2.5 TDI 2.8 V6 2.8 V6	85 96 103 120 140 142	01/07→03/08 12/01→03/08 10/05→03/08 06/03→03/08 06/02→03/08 12/01→03/08	←	→ 12/07		11.0101-5409.2 260035	ATE
<b>Führungsbolzen, Bremssattel</b>							
1.8 T 2.0	110 85	12/01→03/08 12/01→03/08		→ 02/08		11.8171-0008.1 990049	ATE
1.9 TDI 1.9 TDI 2.5 TDI	74 77 114	08/02→10/05 10/05→05/07 12/01→08/03				11.8171-0008.1 990049	ATE
1.9 TDI 1.9 TDI 2.0 TDI 2.5 TDI 2.8 V6 2.8 V6	85 96 103 120 140 142	01/07→03/08 12/01→03/08 10/05→03/08 06/03→03/08 06/02→03/08 12/01→03/08		→ 12/07		11.8171-0008.1 990049	ATE
<b>Dichtungssatz, Bremssattel</b>							
1.8 T 2.0	110 85	12/01→03/08 12/01→03/08	←	→ 02/08		11.0441-5704.2 250034	ATE
1.9 TDI 1.9 TDI 2.5 TDI	74 77 114	08/02→10/05 10/05→05/07 12/01→08/03	←			11.0441-5704.2 250034	ATE
1.9 TDI 1.9 TDI 2.0 TDI 2.5 TDI 2.8 V6 2.8 V6	85 96 103 120 140 142	01/07→03/08 12/01→03/08 10/05→03/08 06/03→03/08 06/02→03/08 12/01→03/08	←	→ 12/07		11.0441-5704.2 250034	ATE
<b>Bremsschlauch</b>							
1.8 T 2.0	110 85	12/01→03/08 12/01→03/08	←	→ 02/08	2	83.7813-0295.3 330799	L= 295
			→	☐ / am Bremssattel; → 02/08		24.1253-0030.3 331126	L= 184 mit Rohrleitung
			→	☐ / am Bremssattel; → 02/08		24.1253-0040.3 331127	L= 190 mit Rohrleitung
			→	→ 02/08	2	24.5237-0183.3 331454	L= 182,4
1.9 TDI 1.9 TDI 2.5 TDI	74 77 114	08/02→10/05 10/05→05/07 12/01→08/03	←		2	83.7813-0295.3 330799	L= 295
			→	☐ / am Bremssattel		24.1253-0030.3 331126	L= 184 mit Rohrleitung
			→	☐ / am Bremssattel		24.1253-0040.3 331127	L= 190 mit Rohrleitung
			→		2	24.5237-0183.3 331454	L= 182,4
1.9 TDI 1.9 TDI 2.0 TDI 2.5 TDI 2.8 V6 2.8 V6	85 96 103 120 140 142	01/07→03/08 12/01→03/08 10/05→03/08 06/03→03/08 06/02→03/08 12/01→03/08	←	→ 12/07	2	83.7813-0295.3 330799	L= 295
			→	☐ / am Bremssattel; → 12/07		24.1253-0030.3 331126	L= 184 mit Rohrleitung
			→	☐ / am Bremssattel; → 12/07		24.1253-0040.3 331127	L= 190 mit Rohrleitung
			→	→ 12/07	2	24.5237-0183.3 331454	L= 182,4
<b>SKODA - SUPERB II (3T4) 03/08→05/15</b>							
<b>Bremssattel</b>							
1.4 TSI 1.8 TSI ↓	92 118	07/08→05/15 03/08→05/15	←	☐; 08/08→ 02/15; +PR 1ZE		11.9541-9553.2 220563	ATE Ø 54 - Halter

	kw			 	! #		
<b>SKODA - SUPERB II (3T4) 03/08→05/15</b>							
<b>Bremssattel</b>							
2.0 TDI	125	07/08→05/15	←	☐; 08/08→ 02/15; +PR 1LJ,1ZA	11.9541-9553.2	220563	ATE Ø 54 - Halter
			←	☐; 08/08→ 02/15; +PR 1LJ,1ZA	11.9541-9554.2	220564	ATE Ø 54 - Halter
			←	☐; 08/08→ 02/15; +PR 1ZE	11.9541-9554.2	220564	ATE Ø 54 - Halter
			←	☐; 08/08→ 02/15; +PR 1LK	24.3576-9995.5	240962	ATE Ø 57 - Halter
			←	☐; 08/08→ 02/15; +PR 1LK	24.3576-9996.5	240963	ATE Ø 57 - Halter
			→	☐; 08/08→ 02/15; +PR 1KF,1KJ	24.3414-1709.5	240834	TRW Ø 41 - Halter
			→	☐; 08/08→ 02/15; +PR 1KF,1KJ	24.3414-1710.5	240835	TRW Ø 41 - Halter
1.6 TDI	77	09/10→05/15	←	☐; → 02/15; +PR 1ZE	11.9541-9553.2	220563	ATE Ø 54 - Halter
1.8 TSI	112	03/09→05/15	←	☐; → 02/15; +PR 1LJ,1ZA	11.9541-9553.2	220563	ATE Ø 54 - Halter
2.0 TDI 16V	103	01/09→05/15	←	☐; → 02/15; +PR 1ZE	11.9541-9554.2	220564	ATE Ø 54 - Halter
2.0 TSI	147	05/10→05/15	←	☐; → 02/15; +PR 1LJ,1ZA	11.9541-9554.2	220564	ATE Ø 54 - Halter
			←	☐; → 02/15; +PR 1LK	24.3576-9995.5	240962	ATE Ø 57 - Halter
			←	☐; → 02/15; +PR 1LK	24.3576-9996.5	240963	ATE Ø 57 - Halter
			→	☐; → 02/15; +PR 1KF,1KJ	24.3414-1709.5	240834	TRW Ø 41 - Halter
			→	☐; → 02/15; +PR 1KF,1KJ	24.3414-1710.5	240835	TRW Ø 41 - Halter
1.8 TSI 4x4	112	03/09→05/15	←	☐; → 02/15; +PR 1ZE	11.9541-9553.2	220563	ATE Ø 54 - Halter
1.8 TSI 4x4	118	11/08→05/15	←	☐; → 02/15; +PR 1LJ,1ZA	11.9541-9553.2	220563	ATE Ø 54 - Halter
2.0 TDI 16V 4x4	103	11/10→05/15	←	☐; → 02/15; +PR 1LJ,1ZA	11.9541-9554.2	220564	ATE Ø 54 - Halter
3.6 FSI 4x4	191	11/08→05/15	←	☐; → 02/15; +PR 1ZE	11.9541-9554.2	220564	ATE Ø 54 - Halter
			←	☐; → 02/15; +PR 1LK	24.3576-9995.5	240962	ATE Ø 57 - Halter
			←	☐; → 02/15; +PR 1LK	24.3576-9996.5	240963	ATE Ø 57 - Halter
			→	☐; → 02/15; +PR 2EA	24.3417-1711.5	240766	TRW Ø 41 - Halter
			→	☐; → 02/15; +PR 2EA	24.3417-1712.5	240767	TRW Ø 41 - Halter
1.9 TDI	77	03/08→11/10	←	☐; 08/08→; +PR 1LJ,1ZA	11.9541-9553.2	220563	ATE Ø 54 - Halter
2.0 TDI	103	03/08→05/10	←	☐; 08/08→; +PR 1ZE	11.9541-9553.2	220563	ATE Ø 54 - Halter
			←	☐; 08/08→; +PR 1LJ,1ZA	11.9541-9554.2	220564	ATE Ø 54 - Halter
			←	☐; 08/08→; +PR 1ZE	11.9541-9554.2	220564	ATE Ø 54 - Halter
			←	☐; 08/08→; +PR 1LK	24.3576-9995.5	240962	ATE Ø 57 - Halter
			←	☐; 08/08→; +PR 1LK	24.3576-9996.5	240963	ATE Ø 57 - Halter
			→	☐; 08/08→; +PR 1KF,1KJ	24.3414-1709.5	240834	TRW Ø 41 - Halter
			→	☐; 08/08→; +PR 1KF,1KJ	24.3414-1710.5	240835	TRW Ø 41 - Halter
2.0 TDI 4x4	125	09/08→05/15	←	☐; 10/08→ 02/15; +PR 1LJ,1ZA	11.9541-9553.2	220563	ATE Ø 54 - Halter
			←	☐; 10/08→ 02/15; +PR 1ZE	11.9541-9553.2	220563	ATE Ø 54 - Halter
			←	☐; 10/08→ 02/15; +PR 1LJ,1ZA	11.9541-9554.2	220564	ATE Ø 54 - Halter
			←	☐; 10/08→ 02/15; +PR 1ZE	11.9541-9554.2	220564	ATE Ø 54 - Halter
			←	☐; 10/08→ 02/15; +PR 1LK	24.3576-9995.5	240962	ATE Ø 57 - Halter
			←	☐; 10/08→ 02/15; +PR 1LK	24.3576-9996.5	240963	ATE Ø 57 - Halter
			→	☐; 10/08→ 02/15; +PR 2EA	24.3417-1711.5	240766	TRW Ø 41 - Halter
			→	☐; 10/08→ 02/15; +PR 2EA	24.3417-1712.5	240767	TRW Ø 41 - Halter
<b>Halter, Bremssattel</b>							
1.4 TSI	92	07/08→05/15	←	08/08→ 02/15; +PR 1LJ,1ZA	11.0230-0131.1	260129	ATE
1.8 TSI	118	03/08→05/15	←	08/08→ 02/15; +PR 1LK	11.0230-0663.1	260131	ATE
2.0 TDI	125	07/08→05/15	←	08/08→ 02/15; +PR 1LK	11.0230-0663.1	260131	ATE
1.6 TDI	77	09/10→05/15	←	→ 02/15; +PR 1LJ,1ZA	11.0230-0131.1	260129	ATE
1.8 TSI	112	03/09→05/15	←	→ 02/15; +PR 1LK	11.0230-0663.1	260131	ATE
1.8 TSI 4x4	112	03/09→05/15	←	→ 02/15; +PR 1LK	11.0230-0663.1	260131	ATE
1.8 TSI 4x4	118	11/08→05/15	←				
2.0 TDI 16V	103	01/09→05/15	←				
2.0 TDI 16V 4x4	103	11/10→05/15	←				
2.0 TSI	147	05/10→05/15	←				
3.6 FSI 4x4	191	11/08→05/15	←				
1.9 TDI	77	03/08→11/10	←	08/08→; +PR 1LJ,1ZA	11.0230-0131.1	260129	ATE
2.0 TDI	103	03/08→05/10	←	08/08→; +PR 1LK	11.0230-0663.1	260131	ATE
2.0 TDI 4x4	125	09/08→05/15	←	10/08→ 02/15; +PR 1LJ,1ZA	11.0230-0131.1	260129	ATE
			←	10/08→ 02/15; +PR 1LK	11.0230-0663.1	260131	ATE
↓							

	kw			 	! #		
<b>SKODA - SUPERB II (3T4) 03/08→05/15</b>							
<b>Feder, Bremssattel</b>							
1.4 TSI	92	07/08→05/15	←	08/08→ 02/15; +PR 1ZE	2	11.8116-0351.1 390538	ATE
1.8 TSI	118	03/08→05/15	←	08/08→ 02/15; +PR 1LJ,1ZA	2	11.8116-0351.1 390538	ATE
2.0 TDI	125	07/08→05/15	←	08/08→ 02/15; +PR 1LK	2	11.8116-0410.2 390589	ATE
1.6 TDI	77	09/10→05/15	←	→ 02/15; +PR 1LJ,1ZA	2	11.8116-0351.1 390538	ATE
1.8 TSI	112	03/09→05/15	←	→ 02/15; +PR 1ZE	2	11.8116-0351.1 390538	ATE
1.8 TSI 4x4	112	03/09→05/15	←	→ 02/15; +PR 1ZE	2	11.8116-0351.1 390538	ATE
1.8 TSI 4x4	118	11/08→05/15	←	→ 02/15; +PR 1LK	2	11.8116-0410.2 390589	ATE
2.0 TDI 16V	103	01/09→05/15	←	→ 02/15; +PR 1LK	2	11.8116-0410.2 390589	ATE
2.0 TDI 16V 4x4	103	11/10→05/15					
2.0 TSI	147	05/10→05/15					
3.6 FSI 4x4	191	11/08→05/15					
1.9 TDI	77	03/08→11/10	←	08/08→; +PR 1LJ,1ZA	2	11.8116-0351.1 390538	ATE
2.0 TDI	103	03/08→05/10	←	08/08→; +PR 1ZE	2	11.8116-0351.1 390538	ATE
			←	08/08→; +PR 1LK	2	11.8116-0410.2 390589	ATE
2.0 TDI 4x4	125	09/08→05/15	←	10/08→ 02/15; +PR 1ZE	2	11.8116-0351.1 390538	ATE
			←	10/08→ 02/15; +PR 1LJ,1ZA	2	11.8116-0351.1 390538	ATE
			←	10/08→ 02/15; +PR 1LK	2	11.8116-0410.2 390589	ATE
<b>Führungshülzensatz, Bremssattel</b>							
1.4 TSI	92	07/08→05/15	←	08/08→ 02/15; +PR 1LK		11.0101-5409.2 260035	ATE
1.8 TSI	118	03/08→05/15	←	08/08→ 02/15; +PR 1LJ,1ZA		11.0101-5409.2 260035	ATE
2.0 TDI	125	07/08→05/15	←	08/08→ 02/15; +PR 1ZE		11.0101-5409.2 260035	ATE
1.6 TDI	77	09/10→05/15	←	→ 02/15; +PR 1LJ,1ZA		11.0101-5409.2 260035	ATE
1.8 TSI	112	03/09→05/15	←	→ 02/15; +PR 1LK		11.0101-5409.2 260035	ATE
1.8 TSI 4x4	112	03/09→05/15	←	→ 02/15; +PR 1LK		11.0101-5409.2 260035	ATE
1.8 TSI 4x4	118	11/08→05/15	←	→ 02/15; +PR 1ZE		11.0101-5409.2 260035	ATE
2.0 TDI 16V	103	01/09→05/15					
2.0 TDI 16V 4x4	103	11/10→05/15					
2.0 TSI	147	05/10→05/15					
3.6 FSI 4x4	191	11/08→05/15					
1.9 TDI	77	03/08→11/10	←	08/08→; +PR 1ZE		11.0101-5409.2 260035	ATE
2.0 TDI	103	03/08→05/10	←	08/08→; +PR 1LK		11.0101-5409.2 260035	ATE
			←	08/08→; +PR 1LJ,1ZA		11.0101-5409.2 260035	ATE
2.0 TDI 4x4	125	09/08→05/15	←	10/08→ 02/15; +PR 1LJ,1ZA		11.0101-5409.2 260035	ATE
			←	10/08→ 02/15; +PR 1LK		11.0101-5409.2 260035	ATE
			←	10/08→ 02/15; +PR 1ZE		11.0101-5409.2 260035	ATE
<b>Führungsbolzen, Bremssattel</b>							
1.4 TSI	92	07/08→05/15		08/08→ 02/15; +PR 1LK		11.8171-0008.1 990049	ATE
1.8 TSI	118	03/08→05/15		08/08→ 02/15; +PR 1ZE		11.8171-0008.1 990049	ATE
2.0 TDI	125	07/08→05/15		08/08→ 02/15; +PR 1LJ,1ZA		11.8171-0008.1 990049	ATE
1.6 TDI	77	09/10→05/15		→ 02/15; +PR 1ZE		11.8171-0008.1 990049	ATE
1.8 TSI	112	03/09→05/15		→ 02/15; +PR 1LJ,1ZA		11.8171-0008.1 990049	ATE
1.8 TSI 4x4	112	03/09→05/15		→ 02/15; +PR 1LJ,1ZA		11.8171-0008.1 990049	ATE
1.8 TSI 4x4	118	11/08→05/15		→ 02/15; +PR 1LK		11.8171-0008.1 990049	ATE
2.0 TDI 16V	103	01/09→05/15					
2.0 TDI 16V 4x4	103	11/10→05/15					
2.0 TSI	147	05/10→05/15					
3.6 FSI 4x4	191	11/08→05/15					
1.9 TDI	77	03/08→11/10		08/08→; +PR 1ZE		11.8171-0008.1 990049	ATE
2.0 TDI	103	03/08→05/10		08/08→; +PR 1LJ,1ZA		11.8171-0008.1 990049	ATE
				08/08→; +PR 1LK		11.8171-0008.1 990049	ATE
2.0 TDI 4x4	125	09/08→05/15		10/08→ 02/15; +PR 1LK		11.8171-0008.1 990049	ATE
				10/08→ 02/15; +PR 1LJ,1ZA		11.8171-0008.1 990049	ATE
				10/08→ 02/15; +PR 1ZE		11.8171-0008.1 990049	ATE
<b>Bremsschlauch</b>							
1.4 TSI	92	07/08→05/15	←	08/08→ 02/15; +PR 1ZE;1LJ	2	24.5143-0564.3 331433	L= 564
1.8 TSI	118	03/08→05/15	←	08/08→ 02/15; +PR 1LK	2	83.7849-0502.3 331125	L= 504
2.0 TDI	125	07/08→05/15	→	08/08→ 10/09	2	24.5204-0233.3 331430	L= 233
			→	□; 11/09→ 02/15		83.7847-0254.3 331233	L= 255
			→	□; 11/09→ 02/15		83.7847-0257.3 331234	L= 255
1.6 TDI	77	09/10→05/15	←	→ 02/15; +PR 1ZE,1LJ	2	24.5143-0564.3 331433	L= 564
2.0 TSI	147	05/10→05/15	←	→ 02/15; +PR 1LK	2	83.7849-0502.3 331125	L= 504
↓							

	kw			 	! #		
<b>SKODA - SUPERB II (3T4) 03/08→05/15</b>							
 <b>Bremsschlauch</b>							
1.6 TDI 2.0 TSI	77 147	09/10→05/15 05/10→05/15	➡	☐; → 02/15		83.7847-0254.3 331233	L= 255
			➡	☐; → 02/15		83.7847-0257.3 331234	L= 255
1.8 TSI 1.8 TSI 4x4 1.8 TSI 4x4 2.0 TDI 16V 3.6 FSI 4x4	112 112 118 103 191	03/09→05/15 03/09→05/15 11/08→05/15 01/09→05/15 11/08→05/15	←	→ 02/15; +PR 1ZE;1LJ	2	24.5143-0564.3 331433	L= 564
			←	→ 02/15; +PR 1LK	2	83.7849-0502.3 331125	L= 504
			➡	→ 10/09	2	24.5204-0233.3 331430	L= 233
			➡	☐; 11/09→ 02/15		83.7847-0254.3 331233	L= 255
			➡	☐; 11/09→ 02/15		83.7847-0257.3 331234	L= 255
1.9 TDI 2.0 TDI	77 103	03/08→11/10 03/08→05/10	←	08/08→; +PR 1ZE;1LJ	2	24.5143-0564.3 331433	L= 564
			←	08/08→; +PR 1LK	2	83.7849-0502.3 331125	L= 504
			➡	08/08→ 10/09	2	24.5204-0233.3 331430	L= 233
			➡	☐; 11/09→		83.7847-0254.3 331233	L= 255
			➡	☐; 11/09→		83.7847-0257.3 331234	L= 255
2.0 TDI 16V 4x4	103	11/10→05/15	←	→ 02/15; +PR 1ZE;1LJ	2	24.5143-0564.3 331433	L= 564
			←	→ 02/15; +PR 1LK	2	83.7849-0502.3 331125	L= 504
			➡	☐; → 02/15		83.7847-0254.3 331233	L= 255
			➡	☐; → 02/15		83.7847-0257.3 331234	L= 255
2.0 TDI 4x4	125	09/08→05/15	←	10/08→ 02/15; +PR 1ZE;1LJ	2	24.5143-0564.3 331433	L= 564
			←	10/08→ 02/15; +PR 1LK	2	83.7849-0502.3 331125	L= 504
			➡	10/08→ 10/09	2	24.5204-0233.3 331430	L= 233
			➡	☐; 11/09→ 02/15		83.7847-0254.3 331233	L= 255
			➡	☐; 11/09→ 02/15		83.7847-0257.3 331234	L= 255
<b>SKODA - SUPERB II Kombi (3T5) 10/09→05/15</b>							
 <b>Bremssattel</b>							
1.4 TSI 1.8 TSI 1.8 TSI 2.0 TDI 2.0 TDI 16V	92 112 118 125 103	10/09→05/15 10/09→05/15 10/09→05/15 10/09→05/15 10/09→05/15	←	☐; 11/09→ 02/15; +PR 1ZE		11.9541-9553.2 220563	ATE Ø 54 - Halter
			←	☐; 11/09→ 02/15; +PR 1LJ,1ZA		11.9541-9553.2 220563	ATE Ø 54 - Halter
			←	☐; 11/09→ 02/15; +PR 1ZE		11.9541-9554.2 220564	ATE Ø 54 - Halter
			←	☐; 11/09→ 02/15; +PR 1LJ,1ZA		11.9541-9554.2 220564	ATE Ø 54 - Halter
			←	☐; 11/09→ 02/15; +PR 1LK		24.3576-9995.5 240962	ATE Ø 57 - Halter
			←	☐; 11/09→ 02/15; +PR 1LK		24.3576-9996.5 240963	ATE Ø 57 - Halter
			➡	☐; 11/09→ 02/15; +PR 1KF,1KJ		24.3414-1709.5 240834	TRW Ø 41 - Halter
			➡	☐; 11/09→ 02/15; +PR 1KF,1KJ		24.3414-1710.5 240835	TRW Ø 41 - Halter
1.6 TDI 2.0 TSI	77 147	09/10→05/15 05/10→05/15	←	☐; → 02/15; +PR 1ZE		11.9541-9553.2 220563	ATE Ø 54 - Halter
			←	☐; → 02/15; +PR 1LJ,1ZA		11.9541-9553.2 220563	ATE Ø 54 - Halter
			←	☐; → 02/15; +PR 1ZE		11.9541-9554.2 220564	ATE Ø 54 - Halter
			←	☐; → 02/15; +PR 1LJ,1ZA		11.9541-9554.2 220564	ATE Ø 54 - Halter
			←	☐; → 02/15; +PR 1LK		24.3576-9995.5 240962	ATE Ø 57 - Halter
			←	☐; → 02/15; +PR 1LK		24.3576-9996.5 240963	ATE Ø 57 - Halter
			➡	☐; → 02/15; +PR 1KF,1KJ		24.3414-1709.5 240834	TRW Ø 41 - Halter
			➡	☐; → 02/15; +PR 1KF,1KJ		24.3414-1710.5 240835	TRW Ø 41 - Halter
1.8 TSI 4x4 1.8 TSI 4x4 2.0 TDI 4x4 3.6 V6 4x4	112 118 125 191	10/09→05/15 10/09→05/15 10/09→05/15 10/09→05/15	←	☐; 11/09→ 02/15; +PR 1ZE		11.9541-9553.2 220563	ATE Ø 54 - Halter
			←	☐; 11/09→ 02/15; +PR 1LJ,1ZA		11.9541-9553.2 220563	ATE Ø 54 - Halter
			←	☐; 11/09→ 02/15; +PR 1LJ,1ZA		11.9541-9554.2 220564	ATE Ø 54 - Halter
			←	☐; 11/09→ 02/15; +PR 1ZE		11.9541-9554.2 220564	ATE Ø 54 - Halter
			←	☐; 11/09→ 02/15; +PR 1LK		24.3576-9995.5 240962	ATE Ø 57 - Halter
			←	☐; 11/09→ 02/15; +PR 1LK		24.3576-9996.5 240963	ATE Ø 57 - Halter
			➡	☐; 11/09→ 02/15; +PR 1KF,1KJ		24.3414-1709.5 240834	TRW Ø 41 - Halter
			➡	☐; 11/09→ 02/15; +PR 1KF,1KJ		24.3414-1710.5 240835	TRW Ø 41 - Halter
			➡	☐; 11/09→ 02/15; +PR 2EA		24.3417-1711.5 240766	TRW Ø 41 - Halter
			➡	☐; 11/09→ 02/15; +PR 2EA		24.3417-1712.5 240767	TRW Ø 41 - Halter
1.9 TDI	77	10/09→11/10	←	☐; +PR 1LJ,1ZA		11.9541-9553.2 220563	ATE Ø 54 - Halter
			←	☐; +PR 1ZE		11.9541-9553.2 220563	ATE Ø 54 - Halter
			←	☐; +PR 1LJ,1ZA		11.9541-9554.2 220564	ATE Ø 54 - Halter














	kw				! #			
<b>SKODA - SUPERB II Kombi (3T5) 10/09→05/15</b>								
<b>Bremssattel</b>								
1.9 TDI	77	10/09→11/10	←	☐; +PR 1ZE	11.9541-9554.2	220564	ATE Ø 54 - Halter	
			←	☐; +PR 1LK	24.3576-9995.5	240962	ATE Ø 57 - Halter	
			←	☐; +PR 1LK	24.3576-9996.5	240963	ATE Ø 57 - Halter	
			→	☐; +PR 1KF,1KJ	24.3414-1709.5	240834	TRW Ø 41 - Halter	
			→	☐; +PR 1KF,1KJ	24.3414-1710.5	240835	TRW Ø 41 - Halter	
2.0 TDI	103	10/09→03/10	←	☐; 11/09→; +PR 1LJ,1ZA	11.9541-9553.2	220563	ATE Ø 54 - Halter	
			←	☐; 11/09→; +PR 1ZE	11.9541-9553.2	220563	ATE Ø 54 - Halter	
			←	☐; 11/09→; +PR 1ZE	11.9541-9554.2	220564	ATE Ø 54 - Halter	
			←	☐; 11/09→; +PR 1LJ,1ZA	11.9541-9554.2	220564	ATE Ø 54 - Halter	
			←	☐; 11/09→; +PR 1LK	24.3576-9995.5	240962	ATE Ø 57 - Halter	
			←	☐; 11/09→; +PR 1LK	24.3576-9996.5	240963	ATE Ø 57 - Halter	
			→	☐; 11/09→; +PR 1KF,1KJ	24.3414-1709.5	240834	TRW Ø 41 - Halter	
			→	☐; 11/09→; +PR 1KF,1KJ	24.3414-1710.5	240835	TRW Ø 41 - Halter	
2.0 TDI 16V 4x4	103	11/10→05/15	←	☐; → 02/15; +PR 1ZE	11.9541-9553.2	220563	ATE Ø 54 - Halter	
			←	☐; → 02/15; +PR 1LJ,1ZA	11.9541-9553.2	220563	ATE Ø 54 - Halter	
			←	☐; → 02/15; +PR 1LJ,1ZA	11.9541-9554.2	220564	ATE Ø 54 - Halter	
			←	☐; → 02/15; +PR 1ZE	11.9541-9554.2	220564	ATE Ø 54 - Halter	
			←	☐; → 02/15; +PR 1LK	24.3576-9995.5	240962	ATE Ø 57 - Halter	
			←	☐; → 02/15; +PR 1LK	24.3576-9996.5	240963	ATE Ø 57 - Halter	
			→	☐; → 02/15; +PR 1KF,1KJ	24.3414-1709.5	240834	TRW Ø 41 - Halter	
			→	☐; → 02/15; +PR 1KF,1KJ	24.3414-1710.5	240835	TRW Ø 41 - Halter	
			→	☐; → 02/15; +PR 2EA	24.3417-1711.5	240766	TRW Ø 41 - Halter	
			→	☐; → 02/15; +PR 2EA	24.3417-1712.5	240767	TRW Ø 41 - Halter	
<b>Halter, Bremssattel</b>								
1.4 TSI	92	10/09→05/15	←	11/09→ 02/15; +PR 1LJ,1ZA	11.0230-0131.1	260129	ATE	
1.8 TSI	112	10/09→05/15	←	11/09→ 02/15; +PR 1LK	11.0230-0663.1	260131	ATE	
1.8 TSI	118	10/09→05/15	←					
1.8 TSI 4x4	112	10/09→05/15						
1.8 TSI 4x4	118	10/09→05/15						
2.0 TDI	125	10/09→05/15						
2.0 TDI 16V	103	10/09→05/15						
2.0 TDI 4x4	125	10/09→05/15						
3.6 V6 4x4	191	10/09→05/15						
1.6 TDI	77	09/10→05/15	←	→ 02/15; +PR 1LJ,1ZA	11.0230-0131.1	260129	ATE	
2.0 TDI 16V 4x4	103	11/10→05/15	←	→ 02/15; +PR 1LK	11.0230-0663.1	260131	ATE	
2.0 TSI	147	05/10→05/15	←					
1.9 TDI	77	10/09→11/10	←	+PR 1LJ,1ZA	11.0230-0131.1	260129	ATE	
			←	+PR 1LK	11.0230-0663.1	260131	ATE	
2.0 TDI	103	10/09→03/10	←	11/09→; +PR 1LJ,1ZA	11.0230-0131.1	260129	ATE	
			←	11/09→; +PR 1LK	11.0230-0663.1	260131	ATE	
<b>Feder, Bremssattel</b>								
1.4 TSI	92	10/09→05/15		11/09→ 02/15; +PR 1ZE	2	11.8116-0351.1	390538	ATE
1.8 TSI	112	10/09→05/15		11/09→ 02/15; +PR 1LJ,1ZA	2	11.8116-0351.1	390538	ATE
1.8 TSI	118	10/09→05/15						
1.8 TSI 4x4	112	10/09→05/15		11/09→ 02/15; +PR 1LK	2	11.8116-0410.2	390589	ATE
1.8 TSI 4x4	118	10/09→05/15						
2.0 TDI	125	10/09→05/15						
2.0 TDI 16V	103	10/09→05/15						
2.0 TDI 4x4	125	10/09→05/15						
3.6 V6 4x4	191	10/09→05/15						
1.6 TDI	77	09/10→05/15		→ 02/15; +PR 1ZE	2	11.8116-0351.1	390538	ATE
2.0 TDI 16V 4x4	103	11/10→05/15		→ 02/15; +PR 1LJ,1ZA	2	11.8116-0351.1	390538	ATE
2.0 TSI	147	05/10→05/15						
1.9 TDI	77	10/09→11/10		+PR 1LJ,1ZA	2	11.8116-0351.1	390538	ATE
				+PR 1ZE	2	11.8116-0351.1	390538	ATE
				+PR 1LK	2	11.8116-0410.2	390589	ATE
2.0 TDI	103	10/09→03/10		11/09→; +PR 1ZE	2	11.8116-0351.1	390538	ATE
				11/09→; +PR 1LJ,1ZA	2	11.8116-0351.1	390538	ATE
				11/09→; +PR 1LK	2	11.8116-0410.2	390589	ATE
↓								








































	kw			 	! #		
<b>SKODA - SUPERB II Kombi (3T5) 10/09→05/15</b>							
<b>Führungshülzensatz, Bremsattel</b>							
1.4 TSI	92	10/09→05/15	←	11/09→ 02/15; +PR 1LJ,1ZA		11.0101-5409.2 260035	ATE
1.8 TSI	112	10/09→05/15	←	11/09→ 02/15; +PR 1LK		11.0101-5409.2 260035	ATE
1.8 TSI	118	10/09→05/15	←	11/09→ 02/15; +PR 1ZE		11.0101-5409.2 260035	ATE
1.8 TSI 4x4	112	10/09→05/15	←	11/09→ 02/15; +PR 1ZE		11.0101-5409.2 260035	ATE
1.8 TSI 4x4	118	10/09→05/15	←				
2.0 TDI	125	10/09→05/15	←				
2.0 TDI 16V	103	10/09→05/15	←				
2.0 TDI 4x4	125	10/09→05/15	←				
3.6 V6 4x4	191	10/09→05/15	←				
1.6 TDI	77	09/10→05/15	←	→ 02/15; +PR 1LJ,1ZA		11.0101-5409.2 260035	ATE
2.0 TDI 16V 4x4	103	11/10→05/15	←	→ 02/15; +PR 1LK		11.0101-5409.2 260035	ATE
2.0 TSI	147	05/10→05/15	←	→ 02/15; +PR 1ZE		11.0101-5409.2 260035	ATE
1.9 TDI	77	10/09→11/10	←	+PR 1LJ,1ZA		11.0101-5409.2 260035	ATE
			←	+PR 1ZE		11.0101-5409.2 260035	ATE
			←	+PR 1LK		11.0101-5409.2 260035	ATE
2.0 TDI	103	10/09→03/10	←	11/09→; +PR 1LK		11.0101-5409.2 260035	ATE
			←	11/09→; +PR 1ZE		11.0101-5409.2 260035	ATE
			←	11/09→; +PR 1LJ,1ZA		11.0101-5409.2 260035	ATE
<b>Führungsbolzen, Bremsattel</b>							
1.4 TSI	92	10/09→05/15		11/09→ 02/15; +PR 1ZE		11.8171-0008.1 990049	ATE
1.8 TSI	112	10/09→05/15		11/09→ 02/15; +PR 1LK		11.8171-0008.1 990049	ATE
1.8 TSI	118	10/09→05/15		11/09→ 02/15; +PR 1LJ,1ZA		11.8171-0008.1 990049	ATE
1.8 TSI 4x4	112	10/09→05/15		11/09→ 02/15; +PR 1LJ,1ZA		11.8171-0008.1 990049	ATE
1.8 TSI 4x4	118	10/09→05/15					
2.0 TDI	125	10/09→05/15					
2.0 TDI 16V	103	10/09→05/15					
2.0 TDI 4x4	125	10/09→05/15					
3.6 V6 4x4	191	10/09→05/15					
1.6 TDI	77	09/10→05/15		→ 02/15; +PR 1ZE		11.8171-0008.1 990049	ATE
2.0 TDI 16V 4x4	103	11/10→05/15		→ 02/15; +PR 1LJ,1ZA		11.8171-0008.1 990049	ATE
2.0 TSI	147	05/10→05/15		→ 02/15; +PR 1LK		11.8171-0008.1 990049	ATE
1.9 TDI	77	10/09→11/10		+PR 1LJ,1ZA		11.8171-0008.1 990049	ATE
				+PR 1ZE		11.8171-0008.1 990049	ATE
				+PR 1LK		11.8171-0008.1 990049	ATE
2.0 TDI	103	10/09→03/10		11/09→; +PR 1LJ,1ZA		11.8171-0008.1 990049	ATE
				11/09→; +PR 1ZE		11.8171-0008.1 990049	ATE
				11/09→; +PR 1LK		11.8171-0008.1 990049	ATE
<b>Bremsschlauch</b>							
1.4 TSI	92	10/09→05/15	←	11/09→ 02/15; +PR 1LJ,1ZE	2	24.5143-0564.3 331433	L= 564
1.8 TSI	112	10/09→05/15	←	11/09→ 02/15; +PR 1LK	2	83.7849-0502.3 331125	L= 504
1.8 TSI	118	10/09→05/15	←	11/09→ 02/15		83.7847-0254.3 331233	L= 255
1.8 TSI 4x4	112	10/09→05/15	→	11/09→ 02/15		83.7847-0257.3 331234	L= 255
1.8 TSI 4x4	118	10/09→05/15	→	11/09→ 02/15		83.7847-0257.3 331234	L= 255
2.0 TDI 16V	103	10/09→05/15	→	11/09→ 02/15		83.7847-0257.3 331234	L= 255
1.6 TDI	77	09/10→05/15	←	→ 02/15; +PR 1LJ,1ZE	2	24.5143-0564.3 331433	L= 564
2.0 TSI	147	05/10→05/15	←	→ 02/15; +PR 1LK	2	83.7849-0502.3 331125	L= 504
			→	→ 02/15		83.7847-0254.3 331233	L= 255
			→	→ 02/15		83.7847-0257.3 331234	L= 255
1.9 TDI	77	10/09→11/10	←	+PR 1LJ,1ZE	2	24.5143-0564.3 331433	L= 564
			←	+PR 1LK	2	83.7849-0502.3 331125	L= 504
			→			83.7847-0254.3 331233	L= 255
			→			83.7847-0257.3 331234	L= 255
2.0 TDI	103	10/09→03/10	←	11/09→; +PR 1LJ,1ZE	2	24.5143-0564.3 331433	L= 564
			←	11/09→; +PR 1LK	2	83.7849-0502.3 331125	L= 504
			→	11/09→		83.7847-0254.3 331233	L= 255
			→	11/09→		83.7847-0257.3 331234	L= 255
2.0 TDI	125	10/09→05/15	←	11/09→ 02/15; +PR 1LJ,1ZE	2	24.5143-0564.3 331433	L= 564
2.0 TDI 4x4	125	10/09→05/15	←	11/09→ 02/15; +PR 1LK	2	83.7849-0502.3 331125	L= 504
3.6 V6 4x4	191	10/09→05/15	→	11/09→ 02/15; +PR 1LK		83.7847-0254.3 331233	L= 255
			→	11/09→ 02/15; +PR 1LK		83.7847-0257.3 331234	L= 255
2.0 TDI 16V 4x4	103	11/10→05/15	←	→ 02/15; +PR 1LJ,1ZE	2	24.5143-0564.3 331433	L= 564
↓							
















	kw					! #		
<b>SKODA - SUPERB II Kombi (3T5) 10/09→05/15</b>								
 <b>Bremsschlauch</b>								
2.0 TDI 16V 4x4	103	11/10→05/15	←	→ 02/15; +PR 1LK	2	83.7849-0502.3	331125	L= 504
			→	☐; → 02/15; +PR 1LK		83.7847-0254.3	331233	L= 255
			→	☐; → 02/15; +PR 1LK		83.7847-0257.3	331234	L= 255
<b>SKODA - SUPERB III (3V3) 03/15→</b>								
 <b>Bremssattel</b>								
1.4 TSI	92	03/15→	←	☐; +PR 1LA		24.3601-1727.5	240786	TRW Ø 60 - Halter
1.4 TSI	110	03/15→						
1.4 TSI 4x4	110	03/15→	←	☐; +PR 1LA		24.3601-1728.5	240787	TRW Ø 60 - Halter
1.6 TDI	88	03/15→						
1.8 TSI	132	03/15→						
2.0 TDI	110	03/15→						
2.0 TDI	140	03/15→						
2.0 TDI 4x4	110	03/15→						
2.0 TDI 4x4	140	03/15→						
2.0 TSI	162	03/15→						
2.0 TSI 4x4	206	03/15→						
<b>SKODA - SUPERB III Kombi (3V5) 03/15→</b>								
 <b>Bremssattel</b>								
1.4 TSI	92	03/15→	←	☐; +PR 1LA		24.3601-1727.5	240786	TRW Ø 60 - Halter
1.4 TSI	110	03/15→						
1.4 TSI 4x4	110	03/15→	←	☐; +PR 1LA		24.3601-1728.5	240787	TRW Ø 60 - Halter
1.6 TDI	88	03/15→						
1.8 TSI	132	03/15→						
2.0 TDI	110	03/15→						
2.0 TDI	140	03/15→						
2.0 TDI 4x4	110	03/15→						
2.0 TDI 4x4	140	03/15→						
2.0 TSI	162	03/15→						
2.0 TSI 4x4	206	03/15→						
<b>SKODA - YETI (5L) 05/09→12/17</b>								
 <b>Bremssattel</b>								
1.2 TSI	77	09/09→05/15	←	☐; +PR 1ZF		11.9541-9549.2	220575	ATE Ø 54 - Halter
1.4 TSI	90	06/10→05/15						
1.6 TDI	77	11/10→05/15	←	☐; +PR 1ZF		11.9541-9550.2	220576	ATE Ø 54 - Halter
2.0 TDI	81	11/09→12/17	←	☐; +PR 1ZA,1ZE		11.9541-9553.2	220563	ATE Ø 54 - Halter
2.0 TDI	103	11/11→12/17	←	☐; +PR 1ZA,1ZE		11.9541-9554.2	220564	ATE Ø 54 - Halter
			→	☐; +PR 1KD		24.3384-1755.5	240886	TRW Ø 38 - Halter
			→	☐; +PR 1KD		24.3384-1756.5	240887	TRW Ø 38 - Halter
			→	☐; +PR 1KJ		24.3414-1709.5	240834	TRW Ø 41 - Halter
			→	☐; +PR 1KJ		24.3414-1710.5	240835	TRW Ø 41 - Halter
1.2 TSI	81	05/15→12/17	←	☐; +PR 1ZF		11.9541-9549.2	220575	ATE Ø 54 - Halter
1.4 TSI	92	05/15→12/17						
1.6	81	04/14→12/17	←	☐; +PR 1ZF		11.9541-9550.2	220576	ATE Ø 54 - Halter
2.0 TDI	110	05/15→12/17	←	☐; +PR 1ZA,1ZE		11.9541-9553.2	220563	ATE Ø 54 - Halter
			←	☐; +PR 1ZA,1ZE		11.9541-9554.2	220564	ATE Ø 54 - Halter
			→	☐; +PR 1KD		24.3384-1755.5	240886	TRW Ø 38 - Halter
			→	☐; +PR 1KD		24.3384-1756.5	240887	TRW Ø 38 - Halter
1.4 TSI 4x4	110	05/15→12/17	←	☐; +PR 1ZF		11.9541-9549.2	220575	ATE Ø 54 - Halter
2.0 TDI 4x4	110	05/15→12/17	←	☐; +PR 1ZF		11.9541-9550.2	220576	ATE Ø 54 - Halter
			←	☐; +PR 1ZA,1ZE		11.9541-9553.2	220563	ATE Ø 54 - Halter
			←	☐; +PR 1ZA,1ZE		11.9541-9554.2	220564	ATE Ø 54 - Halter
1.8 TSI 4x4	112	11/09→12/17	←	☐; +PR 1ZF		11.9541-9549.2	220575	ATE Ø 54 - Halter
1.8 TSI 4x4	118	05/09→12/17						
2.0 TDI 4x4	81	11/09→12/17	←	☐; +PR 1ZF		11.9541-9550.2	220576	ATE Ø 54 - Halter
2.0 TDI 4x4	103	05/09→12/17	←	☐; +PR 1ZA,1ZE		11.9541-9553.2	220563	ATE Ø 54 - Halter
2.0 TDI 4x4	125	11/09→05/15	←	☐; +PR 1ZA,1ZE		11.9541-9554.2	220564	ATE Ø 54 - Halter
			→	☐; +PR 1KJ		24.3414-1709.5	240834	TRW Ø 41 - Halter
			→	☐; +PR 1KJ		24.3414-1710.5	240835	TRW Ø 41 - Halter
<b>Halter, Bremssattel</b>								
1.2 TSI	77	09/09→05/15	←	+PR 1ZA,1ZE / 1ZA	2	11.0230-0131.1	260129	ATE
1.2 TSI	81	05/15→12/17						
1.4 TSI	90	06/10→05/15						
1.4 TSI	92	05/15→12/17						
↓								
















	kw			 	! #		
<b>SKODA - YETI (5L) 05/09→12/17</b>							
<b>Halter, Bremsattel</b>							
1.4 TSI 4x4	110	05/15→12/17	←	+PR 1ZA,1ZE / 1ZA	2	11.0230-0131.1	260129 ATE
1.6	81	04/14→12/17					
1.6 TDI	77	11/10→05/15					
1.8 TSI 4x4	112	11/09→12/17					
1.8 TSI 4x4	118	05/09→12/17					
2.0 TDI	81	11/09→12/17					
2.0 TDI	103	11/11→12/17					
2.0 TDI	110	05/15→12/17					
2.0 TDI 4x4	81	11/09→12/17					
2.0 TDI 4x4	103	05/09→12/17					
2.0 TDI 4x4	110	05/15→12/17					
2.0 TDI 4x4	125	11/09→05/15					
<b>Feder, Bremsattel</b>							
1.2 TSI	77	09/09→05/15	←	+PR 1ZA,1ZE	2	11.8116-0351.1	390538 ATE
1.2 TSI	81	05/15→12/17					
1.4 TSI	90	06/10→05/15					
1.4 TSI	92	05/15→12/17					
1.4 TSI 4x4	110	05/15→12/17					
1.6	81	04/14→12/17					
1.6 TDI	77	11/10→05/15					
1.8 TSI 4x4	112	11/09→12/17					
1.8 TSI 4x4	118	05/09→12/17					
2.0 TDI	81	11/09→12/17					
2.0 TDI	103	11/11→12/17					
2.0 TDI	110	05/15→12/17					
2.0 TDI 4x4	81	11/09→12/17					
2.0 TDI 4x4	103	05/09→12/17					
2.0 TDI 4x4	110	05/15→12/17					
2.0 TDI 4x4	125	11/09→05/15					
<b>Führungshülzensatz, Bremsattel</b>							
1.2 TSI	77	09/09→05/15	←	+PR 1ZF		11.0101-5409.2	260035 ATE
1.2 TSI	81	05/15→12/17					
1.4 TSI	90	06/10→05/15	←	+PR 1ZA,1ZE		11.0101-5409.2	260035 ATE
1.4 TSI	92	05/15→12/17					
1.4 TSI 4x4	110	05/15→12/17					
1.6	81	04/14→12/17					
1.6 TDI	77	11/10→05/15					
1.8 TSI 4x4	112	11/09→12/17					
1.8 TSI 4x4	118	05/09→12/17					
2.0 TDI	81	11/09→12/17					
2.0 TDI	103	11/11→12/17					
2.0 TDI	110	05/15→12/17					
2.0 TDI 4x4	81	11/09→12/17					
2.0 TDI 4x4	103	05/09→12/17					
2.0 TDI 4x4	110	05/15→12/17					
2.0 TDI 4x4	125	11/09→05/15					
<b>Führungsbolzen, Bremsattel</b>							
1.2 TSI	77	09/09→05/15		+PR 1ZA,1ZE		11.8171-0008.1	990049 ATE
1.2 TSI	81	05/15→12/17					
1.4 TSI	90	06/10→05/15		+PR 1ZF		11.8171-0069.1	250152 ATE
1.4 TSI	92	05/15→12/17					
1.4 TSI 4x4	110	05/15→12/17					
1.6	81	04/14→12/17					
1.6 TDI	77	11/10→05/15					
1.8 TSI 4x4	112	11/09→12/17					
1.8 TSI 4x4	118	05/09→12/17					
2.0 TDI	81	11/09→12/17					
2.0 TDI	103	11/11→12/17					
2.0 TDI	110	05/15→12/17					
2.0 TDI 4x4	81	11/09→12/17					
2.0 TDI 4x4	103	05/09→12/17					
2.0 TDI 4x4	110	05/15→12/17					
2.0 TDI 4x4	125	11/09→05/15					
<b>Bremsschlauch</b>							
1.2 TSI	77	09/09→05/15	←		2	24.5143-0564.3	331433 L= 564
1.8 TSI 4x4	118	05/09→12/17	→			83.7847-0254.3	331233 L= 255
2.0 TDI 4x4	103	05/09→12/17	→	☐; 11/09→		83.7847-0257.3	331234 L= 255
			→	☐; 11/09→		83.7849-0243.3	331099 L= 243
			→	→ 10/09	2		
1.2 TSI	81	05/15→12/17	←		2	24.5143-0564.3	331433 L= 564
1.4 TSI	90	06/10→05/15	→			83.7847-0254.3	331233 L= 255
1.4 TSI	92	05/15→12/17	→	☐		83.7847-0257.3	331234 L= 255
1.4 TSI 4x4	110	05/15→12/17	→	☐			
1.6	81	04/14→12/17					
1.6 TDI	77	11/10→05/15					
1.8 TSI 4x4	112	11/09→12/17					
2.0 TDI	81	11/09→12/17					
↓							














	kW					! #			
<b>SKODA - YETI (5L) 05/09→12/17</b>									
 <b>Bremsschlauch</b>									
2.0 TDI	103	11/11→12/17	←			2	24.5143-0564.3	331433	L= 564
2.0 TDI	110	05/15→12/17	→	☐					
2.0 TDI 4x4	81	11/09→12/17	→	☐			83.7847-0254.3	331233	L= 255
2.0 TDI 4x4	110	05/15→12/17	→	☐					
2.0 TDI 4x4	125	11/09→05/15	→	☐			83.7847-0257.3	331234	L= 255
<b>SMART - CABRIO (450) 03/00→01/04</b>									
 <b>Bremssattel</b>									
0.6 (450.432)	52	06/02→01/04	←	☐			24.3421-1707.5	240445	Ø 42 - Halter
0.6 (S1OLA1, 450.441, 450.442, 450.443)	40	03/00→01/04	←	☐			24.3421-1708.5	240446	Ø 42 - Halter
0.6 (S1OLD2, 450.452)	45	01/01→01/04							
0.7 (450.433)	55	01/03→01/04							
0.7 (450.452, 450.432)	45	01/03→01/04							
0.8 CDI (S1OLC1, 450.401, 450.402, 450.403, 450.400)	30	03/01→01/04							
 <b>Bremsschlauch</b>									
0.6 (450.432)	52	06/02→01/04	←			2	24.5112-0315.3	330509	L= 315
0.6 (S1OLA1, 450.441, 450.442, 450.443)	40	03/00→01/04	→			2	24.5146-0330.3	330973	L= 330
0.6 (S1OLD2, 450.452)	45	01/01→01/04							
0.7 (450.433)	55	01/03→01/04							
0.7 (450.452, 450.432)	45	01/03→01/04							
0.8 CDI (S1OLC1, 450.401, 450.402, 450.403, 450.400)	30	03/01→01/04							
<b>SMART - CITY-COUPE (450) 07/98→01/04</b>									
 <b>Bremssattel</b>									
0.6 (450.330, 450.332)	52	06/02→01/04	←	☐			24.3421-1707.5	240445	Ø 42 - Halter
0.6 (450.352, 450.353)	45	01/01→01/04	←	☐			24.3421-1708.5	240446	Ø 42 - Halter
0.6 (S1CLA1, 450.341)	40	07/98→01/04	←	☐					
0.6 (S1CLB1, 450.331, 450.336)	33	07/98→01/04							
0.7 (450.330)	37	01/03→01/04							
0.7 (450.333)	55	01/03→01/04							
0.7 (450.352, 450.353)	45	01/03→01/04							
0.8 CDI (S1CLC1, 450.300, 450.301, 450.302, 450.303,...)	30	11/99→01/04							
 <b>Bremsschlauch</b>									
0.6 (450.330, 450.332)	52	06/02→01/04	←			2	24.5112-0315.3	330509	L= 315
0.6 (450.352, 450.353)	45	01/01→01/04	→			2	24.5146-0330.3	330973	L= 330
0.6 (S1CLA1, 450.341)	40	07/98→01/04	→						
0.6 (S1CLB1, 450.331, 450.336)	33	07/98→01/04							
0.7 (450.330)	37	01/03→01/04							
0.7 (450.333)	55	01/03→01/04							
0.7 (450.352, 450.353)	45	01/03→01/04							
0.8 CDI (S1CLC1, 450.300, 450.301, 450.302, 450.303,...)	30	11/99→01/04							
<b>SMART - CROSSBLADE (450) 06/02→12/03</b>									
 <b>Bremssattel</b>									
0.6 (450.418)	52	06/02→12/03	←	☐			24.3421-1707.5	240445	Ø 42 - Halter
			←	☐			24.3421-1708.5	240446	Ø 42 - Halter
 <b>Bremsschlauch</b>									
0.6 (450.418)	52	06/02→12/03	←			2	24.5112-0315.3	330509	L= 315
			→			2	24.5146-0330.3	330973	L= 330
<b>SMART - FORFOUR (454) 01/04→06/06</b>									
 <b>Bremssattel</b>									
1.1 (454.030)	55	01/04→06/06	←	☐; 03/04→			24.3541-1819.7	220767	TRW Ø 54 - Halter
1.3 (454.031)	70	01/04→06/06	←	☐; 03/04→			24.3541-1820.7	220768	TRW Ø 54 - Halter
1.5 (454.032)	80	01/04→06/06	→	☐; 03/04→			24.3344-1725.5	240862	TRW Ø 34 - Halter
			→	☐; 03/04→			24.3344-1726.5	240863	TRW Ø 34 - Halter
1.1 (454.033)	47	02/05→06/06	←	☐			24.3541-1819.7	220767	TRW Ø 54 - Halter
1.5 CDI (454.000)	50	09/04→06/06							

	kw			 	! #		
<b>SMART - FORFOUR (454) 01/04→06/06</b>							
 <b>Bremssattel</b>							
1.5 CDI (454.001)	70	09/04→06/06	←	☐		24.3541-1820.7 220768	TRW Ø 54 - Halter
			→	☐		24.3344-1725.5 240862	TRW Ø 34 - Halter
			→	☐		24.3344-1726.5 240863	TRW Ø 34 - Halter
1.5 (454.032)	90	01/04→06/06	←	☐; 11/04→		24.3541-1819.7 220767	TRW Ø 54 - Halter
			←	☐; 11/04→		24.3541-1820.7 220768	TRW Ø 54 - Halter
			→	☐; 11/04→		24.3344-1725.5 240862	TRW Ø 34 - Halter
			→	☐; 11/04→		24.3344-1726.5 240863	TRW Ø 34 - Halter
1.5 BRABUS (454.034)	130	05/05→06/06	→	☐		24.3344-1725.5 240862	TRW Ø 34 - Halter
			→	☐		24.3344-1726.5 240863	TRW Ø 34 - Halter
 <b>Bremsschlauch</b>							
1.1 (454.030)	55	01/04→06/06	←	03/04→	2	24.5298-0475.3 331255	L= 474
1.3 (454.031)	70	01/04→06/06					
1.5 (454.032)	80	01/04→06/06	→	03/04→; für Fahrzeuge mit Scheibenbremse an der Hinterachse	2	24.5150-0459.3 331018	L= 459,6
1.1 (454.033)	47	02/05→06/06	←		2	24.5298-0475.3 331255	L= 474
1.5 BRABUS (454.034)	130	05/05→06/06	→		2	24.5150-0459.3 331018	L= 459,6
1.5 CDI (454.000)	50	09/04→06/06					
1.5 CDI (454.001)	70	09/04→06/06					
1.5 (454.032)	90	01/04→06/06	←	11/04→	2	24.5298-0475.3 331255	L= 474
			→	11/04→; für Fahrzeuge mit Scheibenbremse an der Hinterachse	2	24.5150-0459.3 331018	L= 459,6
<b>SMART - FORTWO Cabrio (450) 01/04→01/07</b>							
 <b>Bremssattel</b>							
0.6 Brabus (450.433)	55	01/04→12/06	←	☐		24.3421-1707.5 240445	Ø 42 - Halter
0.7 (450.433)	55	01/04→01/07					
0.7 (450.452)	45	01/04→01/07	←	☐		24.3421-1708.5 240446	Ø 42 - Halter
0.8 CDI (450.401, 450.402, 450.403, 450.400)	30	01/04→01/07					
 <b>Bremsschlauch</b>							
0.6 Brabus (450.433)	55	01/04→12/06	←		2	24.5112-0315.3 330509	L= 315
0.7 (450.433)	55	01/04→01/07					
0.7 (450.452)	45	01/04→01/07	→		2	24.5146-0330.3 330973	L= 330
0.8 CDI (450.401, 450.402, 450.403, 450.400)	30	01/04→01/07					
<b>SMART - FORTWO Cabrio (451) 01/07→</b>							
 <b>Bremsschlauch</b>							
0.8 CDi (451.400)	33	01/07→	←	04/07→	2	24.5112-0285.3 330604	L= 285
1.0 (451.431, 451.480)	52	01/07→					
1.0 Turbo (451.432)	62	01/07→					
0.8 CDi (451.401)	40	08/09→	←		2	24.5112-0285.3 330604	L= 285
1.0 Brabus	88	04/12→					
1.0 Brabus (451.433)	72	01/08→					
1.0 Turbo Brabus (451.433)	75	07/10→					
electric drive (451.490, 451.491)	20	12/10→12/12					
electric drive (451.490, 451.491)	55	01/13→					
electric drive (451.490)	35	12/11→12/12					
electric drive (451.491)	30	11/09→12/11					
electric drive Brabus (451.492)	60	01/13→					
<b>SMART - FORTWO Coupe (450) 01/04→02/07</b>							
 <b>Bremssattel</b>							
0.6 (450.332)	45	01/04→02/07	←	☐		24.3421-1707.5 240445	Ø 42 - Halter
0.7 (450.330)	37	01/04→01/07					
0.7 (450.333)	55	01/04→01/07	←	☐		24.3421-1708.5 240446	Ø 42 - Halter
0.7 (450.352, 450.332)	45	01/04→01/07					
0.8 CDI (450.300, 450.301, 450.302, 450.303, 450.306)	30	01/04→01/07					
↓							








	kW			 	! #		
<b>SMART - FORTWO Coupe (450) 01/04→02/07</b>							
 <b>Bremsschlauch</b>							
0.6 (450.332)	45	01/04→02/07	←		2	24.5112-0315.3 330509	L= 315
0.7 (450.330)	37	01/04→01/07	→		2	24.5146-0330.3 330973	L= 330
0.7 (450.333)	55	01/04→01/07					
0.7 (450.352, 450.332)	45	01/04→01/07					
0.8 CDI (450.300, 450.301, 450.302, 450.303, 450.306)	30	01/04→01/07					
0.7 (450.335)	40	01/04→01/07	→		2	24.5146-0330.3 330973	L= 330
<b>SMART - FORTWO Coupe (451) 01/07→</b>							
 <b>Bremsschlauch</b>							
0.8 CDi (451.300)	33	01/07→	←	04/07→	2	24.5112-0285.3 330604	L= 285
1.0 (451.330, 451.334)	45	01/07→	←		2	24.5112-0285.3 330604	L= 285
1.0 (451.331, 451.380)	52	01/07→					
1.0 Turbo (451.332)	62	01/07→					
0.8 CDi (451.301)	40	08/09→					
1.0 Brabus (451.333)	72	01/08→	←		2	24.5112-0285.3 330604	L= 285
1.0 Turbo Brabus (451.333)	75	07/10→					
electric drive (451.390, 451.391)	55	01/13→					
electric drive (451.390)	35	12/11→12/12					
electric drive (451.391, 451.390)	20	12/10→12/12					
electric drive (451.391)	30	11/09→12/11					
electric drive Brabus (451.392)	60	01/13→					
<b>SMART - ROADSTER (452) 04/03→11/05</b>							
 <b>Bremssattel</b>							
0.7 (452.432)	45	04/03→11/05	←	☐		24.3421-1707.5 240445	Ø 42 - Halter
0.7 (452.434)	60	04/03→11/05	←	☐		24.3421-1708.5 240446	Ø 42 - Halter
0.7 Brabus (452.437)	74	12/03→11/05	←	☐; 03/04→		24.3421-1707.5 240445	Ø 42 - Halter
			←	☐; 03/04→		24.3421-1708.5 240446	Ø 42 - Halter
<b>SMART - ROADSTER Coupe (452) 04/03→11/05</b>							
 <b>Bremssattel</b>							
0.7 (452.332)	45	06/03→11/05	←	☐; 04/05→		24.3421-1707.5 240445	Ø 42 - Halter
			←	☐; 04/05→		24.3421-1708.5 240446	Ø 42 - Halter
0.7 (452.334)	60	04/03→11/05	←	☐		24.3421-1707.5 240445	Ø 42 - Halter
			←	☐		24.3421-1708.5 240446	Ø 42 - Halter
0.7 Brabus (452.337)	74	12/03→11/05	←	☐; 03/04→		24.3421-1707.5 240445	Ø 42 - Halter
			←	☐; 03/04→		24.3421-1708.5 240446	Ø 42 - Halter
<b>SUBARU - JUSTY III (G3X) 09/03→</b>							
 <b>Bremssattel</b>							
1.3 AWD	69	09/03→	←	☐; → 08/07		24.3481-1777.5 240451	Ø 48 - Halter
1.5 AWD	73	09/03→	←	☐; → 08/07		24.3481-1778.5 240452	Ø 48 - Halter
 <b>Bremsschlauch</b>							
1.3 AWD	69	09/03→	←	→ 08/07	2	24.5291-0430.3 331084	L= 430
1.5 AWD	73	09/03→	→	→ 08/07	2	24.5284-0283.3 331080	L= 283
<b>SUBARU - JUSTY IV 01/07→</b>							
 <b>Bremsschlauch</b>							
1.0	51	01/07→	→	09/07→ 05/11	2	24.5235-0205.3 331093	L= 205
1.3 AWD	67	03/08→	→	→ 05/11	2	24.5235-0205.3 331093	L= 205
<b>SUBARU - TREZIA 11/10→</b>							
 <b>Bremsschlauch</b>							
1.3 (NSP120X)	73	03/11→	←	☐		24.5265-0440.3 331351	L= 440
1.4 D	66	03/11→	←	☐		24.5265-0441.3 331352	L= 440
			→	☐ / innen		24.5235-0200.3 331280	L= 198

















	kw			 	! #		
<b>SUZUKI - ALTO (FF) 09/04 → 12/09</b>							
 <b>Bremssattel</b>							
1.1 (RF410)	46	09/04 → 12/08	←	☐		24.3511-1713.5 240453	Ø 51 - Halter
			←	☐		24.3511-1714.5 240454	Ø 51 - Halter
<b>SUZUKI - ALTO (GF) 01/09 →</b>							
 <b>Bremsschlauch</b>							
1.0 (AMF310)	50	01/09 →	←	☐		24.5281-0452.3 331436	L= 452
			←	☐		24.5281-0453.3 331437	L= 452
			→		2	24.5247-0235.3 331374	L= 235
<b>SUZUKI - GRAND VITARA I (FT, HT) 03/98 → 08/06</b>							
 <b>Bremsschlauch</b>							
1.6 4x4 (SQ 416)	69	03/98 → 07/03	←	☐		24.5291-0755.3 331195	L= 755
1.6 4x4 (SQ 416)	71	09/03 → 09/05					
1.6 4x4 (SQ 416)	73	02/00 → 09/02	←	☐		24.5291-0756.3 331196	L= 755
2.0 4x4 (SQ 420)	97	08/98 → 12/00					
2.0 4x4 (SQ 420)	103	04/98 → 08/05					
2.0 4x4 (TA52, TL52, SQ 420)	94	03/98 → 07/03					
2.0 HDI 110 16V 4x4 (SQ 420D)	80	07/01 → 09/05					
2.0 HDI 110 4x4 (SQ 420D)	80	07/01 → 09/05					
2.0 TD 4x4 (SQ 420D)	63	04/00 → 09/05					
2.0 TD 4x4 (SQ 420D)	64	03/98 → 07/03					
2.5 V6 24V 4x4 (SQ 625)	116	04/01 → 07/03					
2.7 4x4 (JA 627)	127	09/01 → 07/03					
2.7 4x4 (TX92, JA 627)	135	04/03 → 07/03					
2.5 V6 24V 4x4 (TD62, SQ 625)	106	04/98 → 07/03	←	☐; → 09/00		24.5291-0755.3 331195	L= 755
			←	☐; → 09/00		24.5291-0756.3 331196	L= 755
2.7 (JA 627)	127	06/01 → 08/03	←	☐; 09/01 →		24.5291-0755.3 331195	L= 755
			←	☐; 09/01 →		24.5291-0756.3 331196	L= 755
2.7 (JA 627)	135	09/03 → 08/06	←	☐; → 09/05		24.5291-0755.3 331195	L= 755
			←	☐; → 09/05		24.5291-0756.3 331196	L= 755
<b>SUZUKI - GRAND VITARA I Cabriolet (GT) 03/98 → 09/05</b>							
 <b>Bremsschlauch</b>							
1.6 4x4 (SQ 416)	69	03/98 → 07/03	←	☐		24.5291-0755.3 331195	L= 755
2.0 4x4 (SQ 420)	94	03/98 → 07/03	←	☐		24.5291-0756.3 331196	L= 755
<b>SUZUKI - GRAND VITARA II (JT, TE, TD) 04/05 → 02/15</b>							
 <b>Bremsschlauch</b>							
1.6 (JB416)	78	10/05 → 02/15	←	☐; → 02/15		24.5291-0755.3 331195	L= 755
			←	☐; → 02/15		24.5291-0756.3 331196	L= 755
1.6 Allrad (JB416)	78	04/05 → 02/15	←	☐		24.5291-0755.3 331195	L= 755
1.9 DDiS (JB419WD, JB419XD)	95	03/06 → 08/08	←	☐		24.5291-0756.3 331196	L= 755
2.0 Allrad (TD54, JB420)	103	10/05 → 02/15					
2.7 Allrad (JB627)	136	01/07 → 12/08					
1.9 DDiS Allrad (JT419, TD44, JB419WD, JB419XD)	95	10/05 → 02/15	←	☐; → 08/08		24.5291-0755.3 331195	L= 755
			←	☐; → 08/08		24.5291-0756.3 331196	L= 755
2.0 (JB420)	103	10/05 → 02/15	←	☐; → 12/11		24.5291-0755.3 331195	L= 755
			←	☐; → 12/11		24.5291-0756.3 331196	L= 755
2.7 (JB627)	138	09/05 → 12/08	←	☐; 10/05 → 08/08		24.5291-0755.3 331195	L= 755
			←	☐; 10/05 → 08/08		24.5291-0756.3 331196	L= 755
2.7 Allrad (JB627)	138	04/05 → 08/08	←	☐; 10/05 →		24.5291-0755.3 331195	L= 755
			←	☐; 10/05 →		24.5291-0756.3 331196	L= 755
<b>SUZUKI - IGNIS II (MH) 09/03 →</b>							
 <b>Bremssattel</b>							
1.3 DDiS (RM413D)	51	09/03 →	←	☐; → 12/12		24.3481-1777.5 240451	Ø 48 - Halter
			←	☐; → 12/12		24.3481-1778.5 240452	Ø 48 - Halter
↓							











	kw			 	! #		
<b>SUZUKI - IGNIS II (MH) 09/03→</b>							
 <b>Bremsschlauch</b>							
1.3 (RM413)	69	09/03→	←	→ 12/12	2	24.5291-0430.3 331084	L= 430
1.3 4x4 (RM413)	69	09/03→	→	→ 12/12	2	24.5284-0283.3 331080	L= 283
1.3 DDiS (RM413D)	51	09/03→					
1.5 (RM415)	73	09/03→					
1.5 4x4 (RM415)	73	09/03→					
<b>SUZUKI - JIMNY Geländewagen geschlossen (SN) 07/98→</b>							
 <b>Bremsschlauch</b>							
1.3 (SN413)	63	08/04→	←	☐		24.5291-0345.3 331165	L= 345
1.3 16V (SN413)	59	09/98→	←	☐		24.5291-0508.3 331085	L= 508
1.3 16V (SN413)	60	02/01→					
1.3 16V 4WD (SN413)	59	09/98→	→		2	24.5279-0360.3 331045	L= 360
1.3 16V 4WD (SN413)	60	02/01→					
1.3 16V 4x4 (SN413)	63	08/05→					
1.3 4WD (SN413)	62	05/14→					
1.3 4x4 (SN413)	63	09/98→08/00					
1.5 DDiS 4WD (SN415D)	48	12/03→					
1.5 DDiS 4x4	63	08/05→					
<b>SUZUKI - JIMNY Geländewagen offen (SN) 01/98→</b>							
 <b>Bremsschlauch</b>							
1.3 (SN413)	63	08/04→	←	☐		24.5291-0345.3 331165	L= 345
1.3 4WD (SN413)	63	03/13→	←	☐	2	24.5279-0360.3 331045	L= 360
			←	☐			
			→				
1.3 16V 4WD (SN413)	59	09/98→	←	☐		24.5291-0345.3 331165	L= 345
			←	☐		24.5291-0508.3 331085	L= 508
			→			24.5279-0360.3 331045	L= 360
<b>SUZUKI - SPLASH (EX) 01/08→</b>							
 <b>Bremssattel</b>							
1.0 (A5B 310)	48	01/08→	←	☐		24.3541-1821.7 220695	TRW Ø 54 - Halter
1.0 (A5B 310)	50	06/11→	←	☐		24.3541-1822.7 220696	TRW Ø 54 - Halter
1.2 (A5B 412)	63	01/08→					
1.2 VVT (A5B 412)	66	06/11→					
1.2 VVT (A5B 412)	67	08/12→					
1.2 VVT (A5B 412)	69	09/10→					
1.3 CDTI (A5B 413D)	55	01/08→					
<b>Zubehörsatz, Bremssattel</b>							
1.0 (A5B 310)	48	01/08→				24.0101-3802.2 260100	TRW
1.0 (A5B 310)	50	06/11→					
1.2 (A5B 412)	63	01/08→					
1.2 VVT (A5B 412)	66	06/11→					
1.2 VVT (A5B 412)	67	08/12→					
1.2 VVT (A5B 412)	69	09/10→					
1.3 CDTI (A5B 413D)	55	01/08→					
 <b>Bremsschlauch</b>							
1.0 (A5B 310)	48	01/08→	←		2	24.5273-0490.3 330940	L= 490
1.0 (A5B 310)	50	06/11→	→	☐		24.5279-0300.3 331135	L= 300
1.2 (A5B 412)	63	01/08→					
1.2 VVT (A5B 412)	66	06/11→	→	☐		24.5279-0305.3 330946	L= 305
1.2 VVT (A5B 412)	67	08/12→					
1.2 VVT (A5B 412)	69	09/10→					
1.3 CDTI (A5B 413D)	55	01/08→					
<b>SUZUKI - SWIFT III (MZ, EZ) 02/05→</b>							
 <b>Bremssattel</b>							
1.2	66	04/08→12/10	←	☐		24.3541-1821.7 220695	TRW Ø 54 - Halter
			←	☐		24.3541-1822.7 220696	TRW Ø 54 - Halter
1.3 (RS 413)	67	02/05→06/15	←	☐; → 09/10		24.3541-1821.7 220695	TRW Ø 54 - Halter
1.3 (RS 413)	68	02/05→	←	☐; → 09/10		24.3541-1822.7 220696	TRW Ø 54 - Halter
1.3 4x4 (RS 413)	66	01/06→					
1.3 4x4 (RS 413)	68	02/05→					
1.3 DDiS (RS 413D)	55	08/05→					
1.5 (RS 415)	75	02/05→					
1.5 4x4 (RS 415)	74	02/05→					
1.6 (RS 416)	92	05/06→					
1.3 DDiS (RS 413D)	51	08/05→	←	☐; → 09/07		24.3541-1821.7 220695	TRW Ø 54 - Halter
			←	☐; → 09/07		24.3541-1822.7 220696	TRW Ø 54 - Halter
↓							













	kw			 	! #		
<b>SUZUKI - SWIFT III (MZ, EZ) 02/05→</b>							
<b>Zubehörsatz, Bremssattel</b>							
1.2	66	04/08→12/10				24.0101-3802.2 260100	TRW
1.3 (RS 413)	67	02/05→06/15		→ 09/10		24.0101-3802.2 260100	TRW
1.3 (RS 413)	68	02/05→					
1.3 4x4 (RS 413)	66	01/06→					
1.3 4x4 (RS 413)	68	02/05→					
1.3 DDiS (RS 413D)	55	08/05→					
1.5 (RS 415)	75	02/05→					
1.5 4x4 (RS 415)	74	02/05→					
1.6 (RS 416)	92	05/06→					
1.3 DDiS (RS 413D)	51	08/05→		→ 09/07		24.0101-3802.2 260100	TRW
<b>Bremsschlauch</b>							
1.2	66	04/08→12/10	←	für Linkslenker; Made in Ungarn	2	24.5273-0490.3 330940	L= 490
			→	☐; Made in Ungarn		24.5279-0300.3 331135	L= 300
			→	☐; Made in Ungarn		24.5279-0305.3 330946	L= 305
1.3 (RS 413)	67	02/05→06/15	←	→ 09/10; für Linkslenker; Made in Ungarn	2	24.5273-0490.3 330940	L= 490
1.3 (RS 413)	68	02/05→					
1.3 4x4 (RS 413)	66	01/06→	→	☐; → 09/10; Made in Ungarn		24.5279-0300.3 331135	L= 300
1.3 4x4 (RS 413)	68	02/05→					
1.3 DDiS (RS 413D)	55	08/05→	→	☐; → 09/10; Made in Ungarn		24.5279-0305.3 330946	L= 305
1.5 (RS 415)	75	02/05→					
1.5 4x4 (RS 415)	74	02/05→					
1.3 DDiS (RS 413D)	51	08/05→	←	→ 09/07; für Linkslenker; Made in Ungarn	2	24.5273-0490.3 330940	L= 490
			→	☐; → 09/07; Made in Ungarn		24.5279-0300.3 331135	L= 300
			→	☐; → 09/07; Made in Ungarn		24.5279-0305.3 330946	L= 305
1.6 (RS 416)	92	05/06→	→	☐; → 09/10; Made in Ungarn		24.5279-0300.3 331135	L= 300
			→	☐; → 09/10; Made in Ungarn		24.5279-0305.3 330946	L= 305
<b>SUZUKI - SWIFT IV (FZ, NZ) 10/10→</b>							
<b>Bremsschlauch</b>							
1.2 (AZG 412)	66	10/10→	→	außen	2	24.5296-0180.3 331575	L= 180
1.2 (AZH 412, AZG 412)	67	08/12→					
1.2 (AZH 412)	69	10/10→					
1.2 4WD (AZH 412, AZG 412)	67	08/12→					
1.2 4x4 (AZG 412)	66	10/10→					
1.2 4x4 (AZH 412)	69	10/10→					
1.3 DDiS (AZG 413D)	55	10/10→					
1.6 (AZG 416, AZH 416, RS416)	100	01/12→					
<b>SUZUKI - SX4 (EY, GY) 06/06→</b>							
<b>Bremssattel</b>							
1.5 (RW 415)	73	06/06→07/10	←	☐; Made in Ungarn		24.3571-1767.7 220981	TRW Ø 57 - Halter
1.6 VVT (RW 416)	79	06/06→	←	☐; Made in Ungarn		24.3571-1768.7 220982	TRW Ø 57 - Halter
1.6 VVT 4x4 (RW 416)	79	06/06→	←	☐; Made in Ungarn		24.3571-1768.7 220982	TRW Ø 57 - Halter
1.9 DDiS (RW 419D)	88	06/06→	←	☐		24.3571-1767.7 220981	TRW Ø 57 - Halter
1.9 DDiS 4x4 (RW 419D)	88	06/06→	←	☐		24.3571-1768.7 220982	TRW Ø 57 - Halter
<b>Bremsschlauch</b>							
1.5 (RW 415)	73	06/06→07/10		am Bremssattel; Made in Ungarn	2	24.5296-0180.3 331575	L= 180
1.5 VVTi	81	07/07→12/15	←	Made in Ungarn	2	24.5273-0375.3 331147	L= 375
1.6 VVT (RW 416)	79	06/06→	→	innen; Made in Japan	2	24.5279-0300.3 331135	L= 300
1.6 VVT (RW 416)	88	07/09→	→	am Bremssattel; Made in Japan	2	24.5296-0180.3 331575	L= 180
1.6 VVT 4x4 (RW 416)	79	06/06→					
1.6 VVT 4x4 (RW 416)	88	07/09→					
1.5 VVT (RW 415)	82	07/10→		am Bremssattel	2	24.5296-0180.3 331575	L= 180
1.5 VVT 4x4 (RW 415)	82	07/10→	←		2	24.5273-0375.3 331147	L= 375
1.6 DDiS (RW 416D)	66	04/07→					
1.6 VVT 4x4 (RW 416)	82	07/09→	→	innen	2	24.5279-0300.3 331135	L= 300
1.9 DDiS (RW 419D)	88	06/06→	→	am Bremssattel	2	24.5296-0180.3 331575	L= 180
1.9 DDiS 4x4 (RW 419D)	88	06/06→					
2.0 DDiS (RW 420D)	99	07/09→					
2.0 DDiS 4x4 (RW 420D)	99	07/09→					
1.6 VVT	82	11/10→12/15	←	Made in Ungarn	2	24.5273-0375.3 331147	L= 375
			→	Made in Japan		24.5279-0300.3 331135	L= 300
			→	innen; für Fahrzeuge mit Scheibenbremse an der Hinterachse		24.5296-0180.3 331575	L= 180










	kw			 	! #			
<b>SUZUKI - SX4 Stufenheck (GY) 10/07→</b>								
 <b>Bremssattel</b>								
1.6 (RW 416)	79	10/07→	←	☐; Made in Ungarn		24.3571-1767.7	220981	TRW Ø 57 - Halter
1.6 AWD (RW 416)	79	10/07→12/11	←	☐; Made in Ungarn		24.3571-1768.7	220982	TRW Ø 57 - Halter
1.6 AWD (RW 416)	88	10/07→	←	☐; Made in Ungarn				
 <b>Bremsschlauch</b>								
1.6 (RW 416)	79	10/07→		am Bremssattel; Made in Ungarn	2	24.5296-0180.3	331575	L= 180
1.6 (RW 416)	88	10/07→	←	Made in Ungarn	2	24.5273-0375.3	331147	L= 375
1.6 AWD (RW 416)	79	10/07→12/11	←	Made in Ungarn	2	24.5273-0375.3	331147	L= 375
1.6 AWD (RW 416)	88	10/07→	→	innen; Made in Japan	2	24.5279-0300.3	331135	L= 300
1.6 AWD (RW 416)	88	10/07→	→	am Bremssattel; Made in Japan	2	24.5296-0180.3	331575	L= 180
<b>SUZUKI - WAGON R Schrägheck 07/03→12/12</b>								
 <b>Bremssattel</b>								
1.0	39	07/03→08/05	←	☐		24.3481-1777.5	240451	Ø 48 - Halter
1.0	44	06/04→08/05	←	☐		24.3481-1778.5	240452	Ø 48 - Halter
1.2	59	06/04→08/05	←	☐		24.3481-1778.5	240452	Ø 48 - Halter
1.3 (RB413)	65	09/03→12/10	←	☐; → TSMMA53S00210000		24.3481-1757.5	240325	TRW Ø 48 - Halter
			←	☐; → TSMMA53S00210000		24.3481-1758.5	240326	BOS Ø 48 - Halter
			←	☐; TSMMA53S00210001→		24.3481-1777.5	240451	Ø 48 - Halter
			←	☐; TSMMA53S00210001→		24.3481-1778.5	240452	Ø 48 - Halter
 <b>Bremsschlauch</b>								
1.0	39	07/03→08/05	←		2	24.5291-0430.3	331084	L= 430
1.0	44	06/04→08/05	←		2	24.5291-0430.3	331084	L= 430
1.2	59	06/04→08/05	→		2	24.5284-0283.3	331080	L= 283
1.3 (RB413)	65	09/03→12/10	→		2	24.5284-0283.3	331080	L= 283
<b>SUZUKI - WAGON R+ Schrägheck (MM) 05/00→</b>								
 <b>Bremssattel</b>								
1.0 XT Plus	74	08/00→07/01	←	☐		24.3481-1777.5	240451	Ø 48 - Halter
			←	☐		24.3481-1778.5	240452	Ø 48 - Halter
1.3 (RB 413)	56	05/00→12/04	←	☐		24.3481-1757.5	240325	TRW Ø 48 - Halter
			←	☐		24.3481-1758.5	240326	BOS Ø 48 - Halter
1.3 (RB 413)	69	09/03→	←	☐; → 04/08		24.3481-1777.5	240451	Ø 48 - Halter
1.3 4WD (RB 413)	69	09/03→	←	☐; → 04/08		24.3481-1777.5	240451	Ø 48 - Halter
1.3 DDiS (RB 413D)	51	09/03→	←	☐; → 04/08		24.3481-1778.5	240452	Ø 48 - Halter
1.3 4WD (RB 413)	56	10/01→	←	☐; → 12/04		24.3481-1757.5	240325	TRW Ø 48 - Halter
			←	☐; → 12/04		24.3481-1758.5	240326	BOS Ø 48 - Halter
 <b>Bremsschlauch</b>								
1.0 XT Plus	74	08/00→07/01	←		2	24.5291-0430.3	331084	L= 430
1.3 (RB 413)	56	05/00→12/04	→		2	24.5284-0283.3	331080	L= 283
1.3 (RB 413)	69	09/03→	←	→ 04/08	2	24.5291-0430.3	331084	L= 430
1.3 4WD (RB 413)	69	09/03→	→	→ 04/08	2	24.5284-0283.3	331080	L= 283
1.3 DDiS (RB 413D)	51	09/03→	→	→ 04/08	2	24.5284-0283.3	331080	L= 283
1.3 4WD (RB 413)	56	10/01→	←	→ 12/04	2	24.5291-0430.3	331084	L= 430
			→	→ 12/04	2	24.5284-0283.3	331080	L= 283
<b>TOYOTA - AURIS (E15) 10/06→09/12</b>								
 <b>Bremsschlauch</b>								
1.33 Dual-VVTi (NRE150_)	73	01/10→09/12	→	☐ / innen; Made in Japan		24.5235-0128.3	331324	L= 128
1.33 Dual-VVTi (NRE150_)	74	05/09→09/12	→	☐ / innen; Made in Japan		24.5235-0160.3	331325	L= 160
1.4 (ZZE150_)	71	03/07→09/12	→	☐ / innen; Made in Großbritannien / Türkei; 154→		24.5261-0130.3	331387	L= 130
1.4 D-4D (NDE150_)	66	03/07→09/12	→	☐ / innen; Made in Großbritannien / Türkei; 154→		24.5261-0130.3	331387	L= 130
1.5 (NZE151_)	81	09/09→09/12	→	außen / am Bremssattel; Made in Großbritannien / Türkei; 154→	2	24.5262-0180.3	331180	L= 180
1.5 4WD (NZE154_)	77	09/09→09/12	→	außen / am Bremssattel; Made in Großbritannien / Türkei; 154→	2	24.5262-0180.3	331180	L= 180
1.6 (ZRE151_)	91	03/07→09/12	→	außen / am Bremssattel; Made in Japan	2	24.5274-0180.3	330941	L= 180
1.6 (ZRE151_)	97	05/09→09/12	→	außen / am Bremssattel; Made in Japan	2	24.5274-0180.3	330941	L= 180
1.8 (ZRE152_, ZZE122)	100	10/06→09/12	→	außen / am Bremssattel; Made in Japan	2	24.5274-0180.3	330941	L= 180
1.8 (ZRE152_)	106	02/09→09/12	→	außen / am Bremssattel; Made in Japan	2	24.5274-0180.3	330941	L= 180
1.8 (ZRE152_)	108	02/09→09/12	→	außen / am Bremssattel; Made in Japan	2	24.5274-0180.3	330941	L= 180
1.8 4WD (ZRE154_)	100	02/09→09/12	→	außen / am Bremssattel; Made in Japan	2	24.5274-0180.3	330941	L= 180
2.0 D-4D (ADE150_)	93	03/07→09/12	→	außen / am Bremssattel; Made in Japan	2	24.5274-0180.3	330941	L= 180
2.2 D (ADE157_, ADE151_)	130	11/06→09/12	→	☐		24.5265-0347.3	331405	L= 345
			→	☐		24.5275-0341.3	331382	L= 341



























	kw			 	! #		
<b>TOYOTA - AVENSIS (_T22_) 09/97→02/03</b>							
 <b>Bremssattel</b>							
1.6 (AT220_) 1.8 (AT221_) 2.0 (ST220_)	74 81 94	09/97→10/00 09/97→10/00 09/97→10/00	←	☐; → 09/00; für Fahrzeuge mit Trommelbremse an der Hinterachse		24.3571-9801.5 240497	ATE Ø 57 - Halter
			←	☐; → 09/00; für Fahrzeuge mit Trommelbremse an der Hinterachse		24.3571-9802.5 240498	ATE Ø 57 - Halter
1.6 (AT220_) 2.0 D (CT220_)	81 61	10/97→06/00 10/97→05/98	←	☐; für Fahrzeuge mit Trommelbremse an der Hinterachse		24.3571-9801.5 240497	ATE Ø 57 - Halter
			←	☐; für Fahrzeuge mit Trommelbremse an der Hinterachse		24.3571-9802.5 240498	ATE Ø 57 - Halter
1.6 VVT-i (ZZT220_) 1.8 VVT-i (ZZT221_) 2.0 VVT-i (AZT220_)	81 95 110	10/00→02/03 10/00→02/03 10/00→02/03	←	☐; 07/01→; für Fahrzeuge mit Scheibenbremse an der Hinterachse		11.9571-9821.2 220579	ATE Ø 57 - Halter
			←	☐; 07/01→; für Fahrzeuge mit Scheibenbremse an der Hinterachse		11.9571-9822.2 220580	ATE Ø 57 - Halter
2.0 D-4D (CDT220_) 2.0 TD (CT220_)	81 66	10/99→02/03 09/97→02/03	←	☐; 07/01→; für Fahrzeuge mit Scheibenbremse an der Hinterachse		11.9571-9821.2 220579	ATE Ø 57 - Halter
			←	☐; 07/01→; für Fahrzeuge mit Scheibenbremse an der Hinterachse		11.9571-9822.2 220580	ATE Ø 57 - Halter
			←	☐; für Fahrzeuge mit Trommelbremse an der Hinterachse		24.3571-9801.5 240497	ATE Ø 57 - Halter
			←	☐; für Fahrzeuge mit Trommelbremse an der Hinterachse		24.3571-9802.5 240498	ATE Ø 57 - Halter
<b>Führungshülzensatz, Bremssattel</b>							
1.6 (AT220_) 1.8 (AT221_) 2.0 (ST220_)	74 81 94	09/97→10/00 09/97→10/00 09/97→10/00	←	→ 09/00; für Fahrzeuge mit Trommelbremse an der Hinterachse		11.0101-5407.2 260011	ATE
1.6 (AT220_) 2.0 D (CT220_)	81 61	10/97→06/00 10/97→05/98	←	für Fahrzeuge mit Trommelbremse an der Hinterachse		11.0101-5407.2 260011	ATE
1.6 VVT-i (ZZT220_) 1.8 VVT-i (ZZT221_) 2.0 VVT-i (AZT220_)	81 95 110	10/00→02/03 10/00→02/03 10/00→02/03	←	07/01→; für Fahrzeuge mit Scheibenbremse an der Hinterachse		11.0101-5407.2 260011	ATE
2.0 D-4D (CDT220_) 2.0 TD (CT220_)	81 66	10/99→02/03 09/97→02/03	←	07/01→; für Fahrzeuge mit Scheibenbremse an der Hinterachse		11.0101-5407.2 260011	ATE
			←	für Fahrzeuge mit Trommelbremse an der Hinterachse		11.0101-5407.2 260011	ATE
<b>Führungsbolzen, Bremssattel</b>							
1.6 (AT220_) 1.8 (AT221_) 2.0 (ST220_)	74 81 94	09/97→10/00 09/97→10/00 09/97→10/00		→ 09/00; für Fahrzeuge mit Trommelbremse an der Hinterachse		11.8171-0008.1 990049	ATE
1.6 (AT220_) 2.0 D (CT220_)	81 61	10/97→06/00 10/97→05/98		für Fahrzeuge mit Trommelbremse an der Hinterachse		11.8171-0008.1 990049	ATE
1.6 VVT-i (ZZT220_) 1.8 VVT-i (ZZT221_) 2.0 VVT-i (AZT220_)	81 95 110	10/00→02/03 10/00→02/03 10/00→02/03		07/01→; für Fahrzeuge mit Scheibenbremse an der Hinterachse		11.8171-0008.1 990049	ATE
2.0 D-4D (CDT220_) 2.0 TD (CT220_)	81 66	10/99→02/03 09/97→02/03		07/01→; für Fahrzeuge mit Scheibenbremse an der Hinterachse		11.8171-0008.1 990049	ATE
				für Fahrzeuge mit Trommelbremse an der Hinterachse		11.8171-0008.1 990049	ATE
<b>TOYOTA - AVENSIS (_T25_) 03/03→11/08</b>							
 <b>Bremssattel</b>							
1.6 VVT-i (ZZT250_) 1.8 (ZZT251_) 2.0 (AZT250_)	81 95 108	04/03→11/08 03/03→10/08 03/03→11/08	←	☐		24.3571-1759.5 240459	Ø 57 - Halter
2.0 D-4D (ADT250_) 2.0 D-4D (CDT250_) 2.2 D-4D (ADT251_) 2.2 D-CAT (ADT251_) 2.4 (AZT251_) 2.4 (AZT251_)	93 85 110 130 120 125	03/06→11/08 04/03→11/08 10/05→11/08 07/05→11/08 10/03→10/08 09/03→11/08	←	☐		24.3571-1760.5 240460	Ø 57 - Halter
 <b>Bremsschlauch</b>							
1.6 VVT-i (ZZT250_) 1.8 (ZZT251_) ↓	81 95	04/03→11/08 03/03→10/08	←	☐		24.5262-0575.3 330922	L= 575
















	kw			 	! #		
<b>TOYOTA - AVENSIS ( T25 ) 03/03→11/08</b>							
 <b>Bremsschlauch</b>							
2.0 (AZT250_)	108	03/03→11/08	←	<input type="checkbox"/>		24.5262-0576.3 330923	L= 575
2.0 D-4D (ADT250_)	93	03/06→11/08	→		2	24.5276-0240.3 330943	L= 240
2.0 D-4D (CDT250_)	85	04/03→11/08					
2.2 D-4D (ADT251_)	110	10/05→11/08					
2.2 D-CAT (ADT251_)	130	07/05→11/08					
2.4 (AZT251_)	120	10/03→10/08					
2.4 (AZT251_)	125	09/03→11/08					
<b>TOYOTA - AVENSIS Combi ( T25 ) 04/03→11/08</b>							
 <b>Bremssattel</b>							
1.6 VVT-i (ZZT250_)	81	04/03→11/08	←	<input type="checkbox"/>		24.3571-1759.5 240459	Ø 57 - Halter
1.8 (ZZT251_)	95	04/03→11/08	←	<input type="checkbox"/>		24.3571-1760.5 240460	Ø 57 - Halter
2.0 (AZT250_)	108	04/03→11/08					
2.0 D-4D (ADT250_)	93	03/06→11/08	→		2	24.5276-0240.3 330943	L= 240
2.0 D-4D (CDT250_)	85	04/03→11/08					
2.0 VVTi (AZT250_)	114	04/03→11/08					
2.2 D-4D (ADT251_)	110	10/05→11/08					
2.2 D-CAT (ADT251_)	130	07/05→11/08					
2.4 (AZT251_)	120	10/03→10/08					
2.4 (AZT251_)	125	09/03→11/08					
<b>TOYOTA - AVENSIS Kombi ( T22 ) 09/97→02/03</b>							
 <b>Bremssattel</b>							
1.6 (AT220_, ZZT220_)	81	09/97→10/00	←	<input type="checkbox"/> ; → 09/00;		24.3571-9801.5 240497	ATE Ø 57 - Halter
1.6 (AT220_)	74	09/97→10/00	←	<input type="checkbox"/>		24.3571-9802.5 240498	ATE Ø 57 - Halter
1.8 (AT221_)	81	09/97→10/00					
2.0 (ST220_)	94	09/97→10/00					
1.6 (ZZT220_)	81	07/00→02/03	←	<input type="checkbox"/>		11.9571-9821.2 220579	ATE Ø 57 - Halter
1.8 (ZZT221_)	95	10/00→02/03					
2.0 (AZT220_)	110	10/00→02/03	←	<input type="checkbox"/>		11.9571-9822.2 220580	ATE Ø 57 - Halter
2.0 D (CDT220_)	85	09/02→02/03	←	<input type="checkbox"/>		11.9571-9821.2 220579	ATE Ø 57 - Halter
			←	<input type="checkbox"/>		11.9571-9822.2 220580	ATE Ø 57 - Halter
2.0 D (CT220_)	61	10/97→05/98	←	<input type="checkbox"/>		24.3571-9801.5 240497	ATE Ø 57 - Halter
			←	<input type="checkbox"/>		24.3571-9802.5 240498	ATE Ø 57 - Halter
2.0 D-4D (CDT220_)	81	10/99→02/03	←	<input type="checkbox"/>		11.9571-9821.2 220579	ATE Ø 57 - Halter
2.0 TD (CT220_)	66	09/97→02/03					
			←	<input type="checkbox"/>		11.9571-9822.2 220580	ATE Ø 57 - Halter
			←	<input type="checkbox"/>		24.3571-9801.5 240497	ATE Ø 57 - Halter
			←	<input type="checkbox"/>		24.3571-9802.5 240498	ATE Ø 57 - Halter
<b>Führungshülzensatz, Bremssattel</b>							
1.6 (AT220_, ZZT220_)	81	09/97→10/00	←	→ 09/00;		11.0101-5407.2 260011	ATE
1.6 (AT220_)	74	09/97→10/00	←	<input type="checkbox"/>			
1.8 (AT221_)	81	09/97→10/00					
2.0 (ST220_)	94	09/97→10/00					
↓							














	kw			 	! #		
<b>TOYOTA - AVENSIS Kombi ( _T22_ ) 09/97→02/03</b>							
<b>Führungshülzensatz, Bremsattel</b>							
1.6 (ZZT220_) 1.8 (ZZT221_) 2.0 (AZT220_)	81 95 110	07/00→02/03 10/00→02/03 10/00→02/03	←	07/01→; für Fahrzeuge mit Scheibenbremse an der Hinterachse		11.0101-5407.2 260011	ATE
2.0 D (CDT220_)	85	09/02→02/03	←	für Fahrzeuge mit Scheibenbremse an der Hinterachse		11.0101-5407.2 260011	ATE
2.0 D (CT220_)	61	10/97→05/98	←	für Fahrzeuge mit Trommelbremse an der Hinterachse		11.0101-5407.2 260011	ATE
2.0 D-4D (CDT220_) 2.0 TD (CT220_)	81 66	10/99→02/03 09/97→02/03	←	07/01→; für Fahrzeuge mit Scheibenbremse an der Hinterachse		11.0101-5407.2 260011	ATE
			←	für Fahrzeuge mit Trommelbremse an der Hinterachse		11.0101-5407.2 260011	ATE
<b>Führungsbolzen, Bremsattel</b>							
1.6 (AT220_, ZZT220_) 1.6 (AT220_) 1.8 (AT221_) 2.0 (ST220_)	81 74 81 94	09/97→10/00 09/97→10/00 09/97→10/00 09/97→10/00		→ 09/00; für Fahrzeuge mit Trommelbremse an der Hinterachse		11.8171-0008.1 990049	ATE
1.6 (ZZT220_) 1.8 (ZZT221_) 2.0 (AZT220_)	81 95 110	07/00→02/03 10/00→02/03 10/00→02/03		07/01→; für Fahrzeuge mit Scheibenbremse an der Hinterachse		11.8171-0008.1 990049	ATE
2.0 D (CDT220_)	85	09/02→02/03		für Fahrzeuge mit Scheibenbremse an der Hinterachse		11.8171-0008.1 990049	ATE
2.0 D (CT220_)	61	10/97→05/98		für Fahrzeuge mit Trommelbremse an der Hinterachse		11.8171-0008.1 990049	ATE
2.0 D-4D (CDT220_) 2.0 TD (CT220_)	81 66	10/99→02/03 09/97→02/03		07/01→; für Fahrzeuge mit Scheibenbremse an der Hinterachse		11.8171-0008.1 990049	ATE
				für Fahrzeuge mit Trommelbremse an der Hinterachse		11.8171-0008.1 990049	ATE
<b>TOYOTA - AVENSIS Kombi ( _T27_ ) 02/09→</b>							
 <b>Bremsschlauch</b>							
1.6 (ZRT270_) 1.8 (ZRT271_) 2.0 (ZRT272_) 2.0 D-4D (ADT270_) 2.0 D-4D (ADT270_) 2.2 D-4D (ADT271_) 2.2 D-4D (ADT271_)	97 108 112 91 93 110 130	02/09→ 02/09→ 02/09→ 11/11→ 02/09→ 02/09→ 02/09→	→ → → → → → →	☐; → 09/12 ☐; → 09/12		24.5265-0347.3 331405 24.5275-0341.3 331382	L= 345 L= 341
<b>TOYOTA - AVENSIS Liftback ( _T22_ ) 09/97→02/03</b>							
 <b>Bremssattel</b>							
1.6 (AT220_) 1.6 (AT220_) 1.8 (AT221_) 2.0 (ST220_)	74 81 81 94	09/97→10/00 09/97→10/00 09/97→10/00 09/97→10/00	←	☐; → 09/00; für Fahrzeuge mit Trommelbremse an der Hinterachse		24.3571-9801.5 240497	ATE Ø 57 - Halter
			←	☐; → 09/00; für Fahrzeuge mit Trommelbremse an der Hinterachse		24.3571-9802.5 240498	ATE Ø 57 - Halter
1.6 (ZZT220_) 1.8 (ZZT221_) 2.0 (AZT220_)	81 95 110	10/00→02/03 10/00→02/03 10/00→02/03	←	☐; 07/01→; für Fahrzeuge mit Scheibenbremse an der Hinterachse		11.9571-9821.2 220579	ATE Ø 57 - Halter
			←	☐; 07/01→; für Fahrzeuge mit Scheibenbremse an der Hinterachse		11.9571-9822.2 220580	ATE Ø 57 - Halter
2.0 D (CDT220_)	85	09/02→02/03	←	☐; für Fahrzeuge mit Scheibenbremse an der Hinterachse		11.9571-9821.2 220579	ATE Ø 57 - Halter
			←	☐; für Fahrzeuge mit Scheibenbremse an der Hinterachse		11.9571-9822.2 220580	ATE Ø 57 - Halter
2.0 D-4D (CDT220_) 2.0 TD (CT220_)	81 66	10/99→02/03 09/97→02/03	←	☐; 07/01→; für Fahrzeuge mit Scheibenbremse an der Hinterachse		11.9571-9821.2 220579	ATE Ø 57 - Halter
			←	☐; 07/01→; für Fahrzeuge mit Scheibenbremse an der Hinterachse		11.9571-9822.2 220580	ATE Ø 57 - Halter
			←	☐; für Fahrzeuge mit Trommelbremse an der Hinterachse		24.3571-9801.5 240497	ATE Ø 57 - Halter
			←	☐; für Fahrzeuge mit Trommelbremse an der Hinterachse		24.3571-9802.5 240498	ATE Ø 57 - Halter
↓							










	kw					! #			
<b>TOYOTA - AVENSIS Liftback (_T22_) 09/97→02/03</b>									
<b>Führungshülzensatz, Bremssattel</b>									
1.6 (AT220_)	74	09/97→10/00	←	→ 09/00;			11.0101-5407.2	260011	ATE
1.6 (AT220_)	81	09/97→10/00		für Fahrzeuge mit Trommelbremse an					
1.8 (AT221_)	81	09/97→10/00		der Hinterachse					
2.0 (ST220_)	94	09/97→10/00							
1.6 (ZZT220_)	81	10/00→02/03	←	07/01→;			11.0101-5407.2	260011	ATE
1.8 (ZZT221_)	95	10/00→02/03		für Fahrzeuge mit Scheibenbremse an					
2.0 (AZT220_)	110	10/00→02/03		der Hinterachse					
2.0 D (CDT220_)	85	09/02→02/03	←	für Fahrzeuge mit Scheibenbremse an			11.0101-5407.2	260011	ATE
2.0 D-4D (CDT220_)	81	10/99→02/03	←	07/01→;			11.0101-5407.2	260011	ATE
2.0 TD (CT220_)	66	09/97→02/03		für Fahrzeuge mit Scheibenbremse an					
			←	für Fahrzeuge mit Trommelbremse an			11.0101-5407.2	260011	ATE
				der Hinterachse					
<b>Führungsbolzen, Bremssattel</b>									
1.6 (AT220_)	74	09/97→10/00		→ 09/00;			11.8171-0008.1	990049	ATE
1.6 (AT220_)	81	09/97→10/00		für Fahrzeuge mit Trommelbremse an					
1.8 (AT221_)	81	09/97→10/00		der Hinterachse					
2.0 (ST220_)	94	09/97→10/00							
1.6 (ZZT220_)	81	10/00→02/03		07/01→;			11.8171-0008.1	990049	ATE
1.8 (ZZT221_)	95	10/00→02/03		für Fahrzeuge mit Scheibenbremse an					
2.0 (AZT220_)	110	10/00→02/03		der Hinterachse					
2.0 D (CDT220_)	85	09/02→02/03		für Fahrzeuge mit Scheibenbremse an			11.8171-0008.1	990049	ATE
2.0 D-4D (CDT220_)	81	10/99→02/03		07/01→;			11.8171-0008.1	990049	ATE
2.0 TD (CT220_)	66	09/97→02/03		für Fahrzeuge mit Scheibenbremse an					
				für Fahrzeuge mit Trommelbremse an			11.8171-0008.1	990049	ATE
				der Hinterachse					
<b>TOYOTA - AVENSIS Stufenheck (_T25_) 04/03→11/08</b>									
 <b>Bremssattel</b>									
1.6 VVT-i (ZZT250_)	81	04/03→11/08	←				24.3571-1759.5	240459	Ø 57 - Halter
1.8 (ZZT251_)	95	04/03→11/08							
2.0 (AZT250_)	108	04/03→11/08	←				24.3571-1760.5	240460	Ø 57 - Halter
2.0 D-4D (ADT250_)	93	03/06→10/08							
2.0 D-4D (CDT250_)	85	04/03→11/08							
2.0 VVTi (AZT250_)	114	04/03→11/08							
2.2 D-4D (ADT251_)	110	10/05→11/08							
2.2 D-CAT (ADT251_)	130	07/05→11/08							
2.4 (AZT251_)	120	10/03→10/08							
2.4 (AZT251_)	125	09/03→11/08							
 <b>Bremsschlauch</b>									
1.6 VVT-i (ZZT250_)	81	04/03→11/08	←				24.5262-0575.3	330922	L= 575
1.8 (ZZT251_)	95	04/03→11/08							
2.0 (AZT250_)	108	04/03→11/08	←				24.5262-0576.3	330923	L= 575
2.0 D-4D (ADT250_)	93	03/06→10/08	→			2	24.5276-0240.3	330943	L= 240
2.0 D-4D (CDT250_)	85	04/03→11/08							
2.0 VVTi (AZT250_)	114	04/03→11/08							
2.2 D-4D (ADT251_)	110	10/05→11/08							
2.2 D-CAT (ADT251_)	130	07/05→11/08							
2.4 (AZT251_)	120	10/03→10/08							
2.4 (AZT251_)	125	09/03→11/08							
<b>TOYOTA - AVENSIS Stufenheck (_T27_) 11/08→</b>									
 <b>Bremsschlauch</b>									
1.6 (ZRT270_)	97	11/08→	→				24.5265-0347.3	331405	L= 345
1.8 (ZRT271_)	108	11/08→	→						
2.0 (ZRT272_)	112	11/08→	→				24.5275-0341.3	331382	L= 341
2.0 D-4D (ADT270_)	93	11/08→							
2.2 D-4D (ADT271_)	110	11/08→							
2.2 D-4D (ADT271_)	130	11/08→							
2.0 (AZT270_)	100	11/08→04/11	→				24.5265-0347.3	331405	L= 345
			→				24.5275-0341.3	331382	L= 341
2.0 D-4D (ADT270_)	91	11/11→	→				24.5265-0347.3	331405	L= 345
			→				24.5275-0341.3	331382	L= 341
<b>TOYOTA - AVENSIS VERSO (_M2_) 05/01→12/11</b>									
 <b>Bremssattel</b>									
2.0 D (CLM20_)	85	08/01→08/05	→				24.3431-1707.7	220935	TRW Ø 43 - Halter
			→				24.3431-1708.7	220936	TRW Ø 43 - Halter
↓									

	kw				! #		
<b>TOYOTA - AVENSIS VERSO (_M2_) 05/01→12/11</b>							
 <b>Bremsschlauch</b>							
2.0 (ACM20_)	110	08/01→11/09	←	☐		24.5263-0575.3 330924	L= 575
2.0 D (CLM20_)	85	08/01→08/05	←	☐		24.5263-0576.3 330925	L= 575
2.4 (ACM21_)	118	05/01→12/11	←	☐		24.5145-0176.3 330965	L= 175
2.4 (ACM21)	115	08/01→08/07	→	☐		24.5145-0176.3 330965	L= 175
2.4 4WD (ACM21_)	115	11/03→08/06	→	☐		24.5235-0250.3 330917	L= 250
<b>TOYOTA - AYGO (_B1_) 02/05→</b>							
 <b>Bremssattel</b>							
1.0 (KGB10_)	50	07/05→	←	☐; → 06/14		24.3481-1791.5 240731	Ø 48 - Halter
1.0 GPL (KGB10_)	50	07/05→	←	☐; → 06/14		24.3481-1792.5 240732	Ø 48 - Halter
1.4 HDi (WNB10_)	40	07/05→08/10	←	☐		24.3481-1791.5 240731	Ø 48 - Halter
			←	☐		24.3481-1792.5 240732	Ø 48 - Halter
 <b>Bremsschlauch</b>							
1.0 (KGB10_)	50	07/05→	←	☐; → 06/14		24.5262-0501.3 331025	L= 501,5
1.0 GPL (KGB10_)	50	07/05→	←	☐; → 06/14		24.5295-0496.3 331033	L= 496
			→	→ 06/14	2	24.5261-0225.3 330909	L= 225
1.4 HDi (WNB10_)	40	07/05→08/10	←	☐		24.5262-0501.3 331025	L= 501,5
			←	☐		24.5295-0496.3 331033	L= 496
			→		2	24.5261-0225.3 330909	L= 225
<b>TOYOTA - AYGO (_B4_) 05/14→</b>							
 <b>Bremssattel</b>							
1.0 (KGB40_)	51	05/14→	←	☐		24.3481-1791.5 240731	Ø 48 - Halter
1.2 (PAB40_)	60	05/14→	←	☐		24.3481-1792.5 240732	Ø 48 - Halter
<b>TOYOTA - CAMRY Stufenheck (_V4_) 01/06→12/14</b>							
 <b>Bremsschlauch</b>							
2.0 (ACV41_)	108	01/06→09/11	→	☐; 02/07→ 08/11		24.5296-0562.3 331482	L= 562
2.4 (ACV40_)	123	01/06→09/11	→	☐; 02/07→ 08/11		24.5296-0563.3 331483	L= 562
2.4 (ACV40_)	127	10/06→09/11	→				
2.4 (ACV40)	116	01/06→09/11	→				
2.4 Hybrid (AHV40_)	110	01/06→09/11	→				
2.4 Hybrid (AHV40_)	105	01/06→07/11	→	☐; 02/07→		24.5296-0562.3 331482	L= 562
			→	☐; 02/07→		24.5296-0563.3 331483	L= 562
2.5 (ASV40_)	129	01/10→09/11	→	☐; → 08/11		24.5296-0562.3 331482	L= 562
3.5 (GSV40_)	204	01/08→09/11	→	☐; → 08/11		24.5296-0563.3 331483	L= 562
3.5 (GSV40_)	200	01/06→12/11	→	☐; 01/07→		24.5296-0562.3 331482	L= 562
			→	☐; 01/07→		24.5296-0563.3 331483	L= 562
<b>TOYOTA - CARINA E (_T19_) 04/92→09/97</b>							
 <b>Bremssattel</b>							
1.6 (AT190)	73	12/93→09/97	←	☐		24.3571-1713.5 240201	SUM Ø 57 - Halter
1.6 (AT190)	85	12/93→09/97	←	☐		24.3571-1714.5 240202	SUM Ø 57 - Halter
1.6 16V (AT190_)	78	10/95→09/97	←	☐			
1.6 GLI (AT190)	79	04/92→09/97					
1.8 (AT191)	79	01/95→09/97					
2.0 D (CT190)	54	04/92→01/96					
2.0 TD (CT190)	61	01/96→09/97					
 <b>Bremsschlauch</b>							
1.6 (AT190)	73	12/93→09/97	←	☐; 03/94→		24.5264-0525.3 330926	L= 525
1.6 (AT190)	85	12/93→09/97	←	☐; 03/94→		24.5264-0526.3 330927	L= 525
1.6 GLI (AT190)	79	04/92→09/97					
2.0 D (CT190)	54	04/92→01/96					
2.0 GLI (ST191)	98	04/92→09/97					
2.0 i (ST191)	93	12/93→09/97					
1.6 16V (AT190_)	78	10/95→09/97	←	☐		24.5264-0525.3 330926	L= 525
1.8 (AT191)	79	01/95→09/97	←	☐		24.5264-0526.3 330927	L= 525
2.0 GTi 16V (ST191_)	129	03/94→09/97	←	☐			
2.0 TD (CT190)	61	01/96→09/97					

	kw					! #			
<b>TOYOTA - CARINA E Station Wagon ( _T19_ ) 02/92→09/97</b>									
 <b>Bremssattel</b>									
1.6	85	04/92→09/97	←	☐			24.3571-1713.5	240201	SUM Ø 57 - Halter
1.6 GLI (AT190_)	79	01/93→09/97							
1.6 i (AT190_)	73	02/95→09/97	←	☐			24.3571-1714.5	240202	SUM Ø 57 - Halter
1.8 i (AT191_)	79	02/95→09/97							
2.0 D (CT190_)	54	01/93→01/96							
2.0 TD (CT190_)	61	01/96→09/97							
 <b>Bremsschlauch</b>									
1.6	85	04/92→09/97	←	☐; 03/94→			24.5264-0525.3	330926	L= 525
1.6 GLI (AT190_)	79	01/93→09/97							
2.0 D (CT190_)	54	01/93→01/96	←	☐; 03/94→			24.5264-0526.3	330927	L= 525
2.0 GLI (ST191_)	98	01/93→09/97							
1.6 i (AT190_)	73	02/95→09/97	←	☐			24.5264-0525.3	330926	L= 525
1.8 i (AT191_)	79	02/95→09/97							
2.0 i (ST191_)	93	05/95→09/97	←	☐			24.5264-0526.3	330927	L= 525
2.0 TD (CT190_)	61	01/96→09/97							
<b>TOYOTA - CARINA E Stufenheck ( _T19_ ) 04/92→09/97</b>									
 <b>Bremssattel</b>									
1.6 (AT190)	73	01/95→09/97	←	☐			24.3571-1713.5	240201	SUM Ø 57 - Halter
1.6 (AT190)	78	10/95→09/97							
1.6 (AT190)	79	01/93→09/97	←	☐			24.3571-1714.5	240202	SUM Ø 57 - Halter
1.6 16V (AT190_)	85	12/94→09/97							
1.8 i 16V (AT191)	79	01/95→09/97							
2.0 D (CT190)	54	08/92→01/96							
2.0 TD (CT190_)	61	01/96→09/97							
 <b>Bremsschlauch</b>									
1.6 (AT190)	73	01/95→09/97	←	☐			24.5264-0525.3	330926	L= 525
1.6 (AT190)	78	10/95→09/97							
1.6 16V (AT190_)	85	12/94→09/97	←	☐			24.5264-0526.3	330927	L= 525
1.8 i 16V (AT191)	79	01/95→09/97							
2.0 GTi 16V (ST191_)	129	03/94→09/97							
2.0 TD (CT190_)	61	01/96→09/97							
1.6 (AT190)	79	01/93→09/97	←	☐; 03/94→			24.5264-0525.3	330926	L= 525
2.0 (ST191)	98	01/93→09/97							
2.0 D (CT190)	54	08/92→01/96	←	☐; 03/94→			24.5264-0526.3	330927	L= 525
2.0 i (ST191)	93	12/92→09/97							
<b>TOYOTA - CELICA Coupe ( _T20_ ) 09/93→11/99</b>									
 <b>Bremssattel</b>									
1.8 i 16V (AT200/ST)	85	11/93→11/99	←	☐			24.3571-1713.5	240201	SUM Ø 57 - Halter
			←	☐			24.3571-1714.5	240202	SUM Ø 57 - Halter
<b>TOYOTA - CELICA Coupe ( _T23_ ) 08/99→03/06</b>									
 <b>Bremsschlauch</b>									
1.8 16V TS (ZZT231_)	141	08/99→09/05	→	11/99→	2		24.5264-0245.3	331133	L= 245
1.8 16V VT-i (ZZT230_)	105	08/99→07/05							
<b>TOYOTA - COROLLA ( _E10_ ) 06/91→11/99</b>									
 <b>Bremssattel</b>									
1.3 XLI (EE101_)	55	09/95→04/97	←	☐			24.3541-1705.5	240111	SUM Ø 54 - Halter
1.3 XLI 16V (EE101)	65	07/92→09/95							
2.0 D (CE100_)	53	07/92→04/97	←	☐			24.3541-1706.5	240112	SUM Ø 54 - Halter
1.6 (AE101_)	85	05/92→04/97	←	☐; Raddurchmesser [Zoll]: 14			24.3541-1705.5	240111	SUM Ø 54 - Halter
1.6 (AE101)	76	09/91→07/95							
1.6 Si (AE101_)	84	09/95→04/97	←	☐; Raddurchmesser [Zoll]: 14			24.3541-1706.5	240112	SUM Ø 54 - Halter
<b>Zubehörsatz, Bremssattel</b>									
1.3 XLI (EE101_)	55	09/95→04/97					24.0101-5405.2	260063	
1.3 XLI 16V (EE101)	65	07/92→09/95							
2.0 D (CE100_)	53	07/92→04/97							
1.6 (AE101_)	85	05/92→04/97		Raddurchmesser [Zoll]: 14			24.0101-5405.2	260063	
1.6 (AE101)	76	09/91→07/95							
1.6 Si (AE101_)	84	09/95→04/97							
 <b>Bremsschlauch</b>									
1.3 12V (EE100_)	53	07/92→04/97	←	→ 05/95	2		24.5235-0275.3	331179	L= 275
			→	→ 05/95	2		24.5235-0275.3	331179	L= 275
1.3 XLI (EE101_)	55	09/95→04/97	←		2		24.5235-0275.3	331179	L= 275
			→		2		24.5260-0280.3	330883	L= 280
1.3 XLI 16V (EE101)	65	07/92→09/95	←		2		24.5235-0275.3	331179	L= 275
↓									










	kw			 	! #		
<b>TOYOTA - COROLLA (_E10_) 06/91→11/99</b>							
 <b>Bremsschlauch</b>							
1.3 XLI 16V (EE101)	65	07/92→09/95	➔	→ 05/95	2	24.5235-0275.3 331179	L= 275
			➔	06/95→	2	24.5260-0280.3 330883	L= 280
1.6 (AE101_) 1.6 (AE101) 2.0 D (CE100_)	85 76 53	05/92→04/97 09/91→07/95 07/92→04/97	➔	→ 04/95	2	24.5235-0275.3 331179	L= 275
			➔	→ 05/95	2	24.5235-0275.3 331179	L= 275
			➔	06/95→	2	24.5260-0280.3 330883	L= 280
1.6 Si (AE101_)	84	09/95→04/97	➔		2	24.5260-0280.3 330883	L= 280
<b>TOYOTA - COROLLA (_E11_) 04/97→06/02</b>							
 <b>Bremssattel</b>							
1.4 (EE111_)	63	05/97→09/99	➔	☐; für Fahrzeuge ohne Schlechtwegeausführung		24.3541-1705.5 240111	SUM Ø 54 - Halter
			➔	☐; für Fahrzeuge ohne Schlechtwegeausführung		24.3541-1706.5 240112	SUM Ø 54 - Halter
1.4 16V (ZZE111_) 1.6 16V (ZZE112_)	71 81	02/00→11/01 10/99→10/01	➔	☐; für Fahrzeuge ohne Schlechtwegeausführung		24.3541-1705.5 240111	SUM Ø 54 - Halter
			➔	☐; für Fahrzeuge ohne Schlechtwegeausführung		24.3541-1706.5 240112	SUM Ø 54 - Halter
			➔	☐; Made in Großbritannien		24.3387-1737.5 240703	TRW Ø 38 - Halter
			➔	☐; Made in Großbritannien		24.3387-1738.5 240704	TRW Ø 38 - Halter
1.6 (AE111) 1.6 Aut. (AE111_)	81 79	04/97→02/00 04/97→02/00	➔	☐; 05/97→ 01/00; für Fahrzeuge ohne Schlechtwegeausführung		24.3541-1705.5 240111	SUM Ø 54 - Halter
			➔	☐; 05/97→ 01/00; für Fahrzeuge ohne Schlechtwegeausführung		24.3541-1706.5 240112	SUM Ø 54 - Halter
1.9 D (WZE110_)	51	02/00→11/01	➔	☐		24.3541-1705.5 240111	SUM Ø 54 - Halter
			➔	☐		24.3541-1706.5 240112	SUM Ø 54 - Halter
			➔	☐; Made in Großbritannien		24.3387-1737.5 240703	TRW Ø 38 - Halter
			➔	☐; Made in Großbritannien		24.3387-1738.5 240704	TRW Ø 38 - Halter
2.0 D (CE110_)	53	04/97→02/00	➔	☐; 05/97→ 01/00		24.3541-1705.5 240111	SUM Ø 54 - Halter
			➔	☐; 05/97→ 01/00		24.3541-1706.5 240112	SUM Ø 54 - Halter
2.0 D-4D (CDE110_)	66	09/00→11/01	➔	☐		24.3541-1705.5 240111	SUM Ø 54 - Halter
			➔	☐		24.3541-1706.5 240112	SUM Ø 54 - Halter
 <b>Bremsschlauch</b>							
1.3	55	05/97→10/01	➔	→ 02/00; für Fahrzeuge mit Trommelbremse an der Hinterachse	2	24.5260-0280.3 330883	L= 280
1.4 (EE111_)	63	05/97→09/99	➔	für Fahrzeuge mit Trommelbremse an der Hinterachse	2	24.5260-0280.3 330883	L= 280
1.6 (AE111) 1.6 Aut. (AE111_)	81 79	04/97→02/00 04/97→02/00	➔	05/97→ 01/00; für Fahrzeuge mit Trommelbremse an der Hinterachse	2	24.5260-0280.3 330883	L= 280
<b>TOYOTA - COROLLA (_E12_) 01/01→12/07</b>							
 <b>Bremssattel</b>							
1.4 D (NDE120_) 1.8 VVTL-i TS (ZZE123_)	66 160	07/04→02/07 10/05→12/06	➔	☐; → 10/06		24.3571-1755.5 240409	TRW Ø 57 - Halter
			➔	☐; → 10/06		24.3571-1756.5 240410	TRW Ø 57 - Halter
1.8 VVTL-i TS (ZZE123_)	165	02/05→02/07	➔	☐; → 10/06		24.3341-1703.5 240443	Ø 34 - Halter
			➔	☐; → 10/06		24.3341-1704.5 240444	Ø 34 - Halter
1.4 VVT-i (ZZE120_)	71	01/02→12/06	➔	☐; 02/02→ 05/04; Made in Großbritannien		24.3571-1755.5 240409	TRW Ø 57 - Halter
			➔	☐; 06/04→ 10/06		24.3571-1755.5 240409	TRW Ø 57 - Halter
			➔	☐; 06/04→ 10/06		24.3571-1756.5 240410	TRW Ø 57 - Halter
			➔	☐; 02/02→ 05/04; Made in Großbritannien		24.3571-1756.5 240410	TRW Ø 57 - Halter
			➔	☐; 06/04→ 10/06		24.3341-1703.5 240443	Ø 34 - Halter
			➔	☐; 02/02→ 05/04; Made in Großbritannien		24.3341-1703.5 240443	Ø 34 - Halter
↓							














	kw			 	! #		
<b>TOYOTA - COROLLA (E12_) 01/01→12/07</b>							
<b> Bremssattel</b>							
1.4 VVT-i (ZZE120_)	71	01/02→12/06	→	☐; 06/04→ 10/06		24.3341-1704.5 240444	Ø 34 - Halter
			→	☐; 02/02→ 05/04; Made in Großbritannien		24.3341-1704.5 240444	Ø 34 - Halter
1.6 VVT-i (ZZE121_)	81	01/02→12/06	←	☐; 06/04→ 10/06		24.3571-1755.5 240409	TRW Ø 57 - Halter
			←	☐; 08/02→ 05/04; Made in Großbritannien		24.3571-1755.5 240409	TRW Ø 57 - Halter
			←	☐; 06/04→ 10/06		24.3571-1756.5 240410	TRW Ø 57 - Halter
			←	☐; 08/02→ 05/04; Made in Großbritannien		24.3571-1756.5 240410	TRW Ø 57 - Halter
			→	☐; 06/04→ 10/06		24.3341-1703.5 240443	Ø 34 - Halter
			→	☐; 08/02→ 05/04; Made in Großbritannien		24.3341-1703.5 240443	Ø 34 - Halter
			→	☐; 08/02→ 05/04; Made in Großbritannien		24.3341-1704.5 240444	Ø 34 - Halter
			→	☐; 06/04→ 10/06		24.3341-1704.5 240444	Ø 34 - Halter
1.8 4WD	100	12/01→02/07	←	☐; → 12/01		24.3541-1705.5 240111	SUM Ø 54 - Halter
			←	☐; → 12/01		24.3541-1706.5 240112	SUM Ø 54 - Halter
1.8 VVTL-i TS 1.8 VVTL-i TS (ZZE123) 2.0 D-4D (CDE120R_ CDE120L_)	140	01/01→09/06	←	☐; → 05/04; Made in Großbritannien		24.3571-1755.5 240409	TRW Ø 57 - Halter
	141	01/02→02/07	←	☐; → 05/04; Made in Großbritannien		24.3571-1756.5 240410	TRW Ø 57 - Halter
	81	01/02→12/06	→	☐; → 05/04; Made in Großbritannien		24.3341-1703.5 240443	Ø 34 - Halter
			→	☐; → 05/04; Made in Großbritannien		24.3341-1704.5 240444	Ø 34 - Halter
2.0 D-4D (CDE120_)	66	01/02→12/06	←	☐; 08/02→ 05/04; Made in Großbritannien		24.3571-1755.5 240409	TRW Ø 57 - Halter
			←	☐; 08/02→ 05/04; Made in Großbritannien		24.3571-1756.5 240410	TRW Ø 57 - Halter
			→	☐; 08/02→ 05/04; Made in Großbritannien		24.3341-1703.5 240443	Ø 34 - Halter
			→	☐; 08/02→ 05/04; Made in Großbritannien		24.3341-1704.5 240444	Ø 34 - Halter
2.0 D-4D (CDE120R_ CDE120L_)	85	05/03→02/07	←	☐; → 05/04; Made in Großbritannien		24.3571-1755.5 240409	TRW Ø 57 - Halter
			←	☐; 06/04→ 10/06		24.3571-1755.5 240409	TRW Ø 57 - Halter
			←	☐; → 05/04; Made in Großbritannien		24.3571-1756.5 240410	TRW Ø 57 - Halter
			←	☐; 06/04→ 10/06		24.3571-1756.5 240410	TRW Ø 57 - Halter
			→	☐; 06/04→ 10/06		24.3341-1703.5 240443	Ø 34 - Halter
			→	☐; → 05/04; Made in Großbritannien		24.3341-1703.5 240443	Ø 34 - Halter
			→	☐; 06/04→ 10/06		24.3341-1704.5 240444	Ø 34 - Halter
			→	☐; → 05/04; Made in Großbritannien		24.3341-1704.5 240444	Ø 34 - Halter
<b> Bremsschlauch</b>							
1.4 D (NDE120_)	66	07/04→02/07	←	☐; → 10/06		24.5262-0575.3 330922	L= 575
			←	☐; → 10/06		24.5262-0576.3 330923	L= 575
1.8 VVTL-i TS (ZZE123_)	160	10/05→12/06	←	☐; → 10/06		24.5262-0576.3 330923	L= 575
			→	→ 10/06	2	24.5264-0221.3 330995	L= 221,5
1.8 VVTL-i TS (ZZE123_)	165	02/05→02/07	→	→ 10/06	2	24.5264-0221.3 330995	L= 221,5
			→	→ 10/06	2	24.5264-0221.3 330995	L= 221,5
1.4 VVT-i (ZZE120_)	71	01/02→12/06	←	☐; 06/04→ 10/06		24.5262-0575.3 330922	L= 575
			←	☐; 06/04→ 10/06		24.5262-0576.3 330923	L= 575
			→	06/04→ 10/06	2	24.5264-0221.3 330995	L= 221,5
			→	→ 05/04	2	24.5264-0221.3 330995	L= 221,5
1.6 VVT-i (ZZE121_)	81	01/02→12/06	←	☐; 06/04→ 10/06		24.5262-0575.3 330922	L= 575
			←	☐; 06/04→ 10/06		24.5262-0576.3 330923	L= 575
1.8 VVTL-i TS 1.8 VVTL-i TS (ZZE123) 2.0 D-4D (CDE120R_ CDE120L_)	140	01/01→09/06	←	☐; → 05/04		24.5262-0575.3 330922	L= 575
	141	01/02→02/07	←	☐; → 05/04		24.5262-0576.3 330923	L= 575
	81	01/02→12/06	→	→ 05/04	2	24.5264-0221.3 330995	L= 221,5
			→	→ 05/04	2	24.5264-0221.3 330995	L= 221,5
2.0 D-4D (CDE120_)	66	01/02→12/06	←	☐; 08/02→ 05/04		24.5262-0575.3 330922	L= 575
			←	☐; 08/02→ 05/04		24.5262-0576.3 330923	L= 575
			→	08/02→ 05/04	2	24.5264-0221.3 330995	L= 221,5
2.0 D-4D (CDE120R_ CDE120L_)	85	05/03→02/07	←	☐; → 05/04		24.5262-0575.3 330922	L= 575
			←	☐; 06/04→ 10/06		24.5262-0575.3 330922	L= 575
			←	☐; → 05/04		24.5262-0576.3 330923	L= 575
			←	☐; 06/04→ 10/06		24.5262-0576.3 330923	L= 575
			→	→ 05/04	2	24.5264-0221.3 330995	L= 221,5
			→	06/04→ 10/06	2	24.5264-0221.3 330995	L= 221,5





	kw			 	! #			
<b>TOYOTA - COROLLA Combi ( E12_ ) 03/01→12/08</b>								
<b> Bremssattel</b>								
1.4 D4-D (NDE120_) 1.8 (ZZE122)	66 100	06/04→10/07 06/04→02/07	←	☐; → 10/06		24.3571-1755.5	240409	TRW Ø 57 - Halter
			←	☐; → 10/06		24.3571-1756.5	240410	TRW Ø 57 - Halter
			→	☐; → 10/06		24.3341-1703.5	240443	Ø 34 - Halter
			→	☐; → 10/06		24.3341-1704.5	240444	Ø 34 - Halter
1.4 VVT-i (ZZE120_)	71	01/02→02/07	←	☐; 02/02→ 05/04; Made in Großbritannien		24.3571-1755.5	240409	TRW Ø 57 - Halter
			←	☐; 06/04→ 10/06		24.3571-1755.5	240409	TRW Ø 57 - Halter
			←	☐; 06/04→ 10/06		24.3571-1756.5	240410	TRW Ø 57 - Halter
			←	☐; 02/02→ 05/04; Made in Großbritannien		24.3571-1756.5	240410	TRW Ø 57 - Halter
			→	☐; 06/04→ 10/06		24.3341-1703.5	240443	Ø 34 - Halter
			→	☐; 02/02→ 05/04; Made in Großbritannien		24.3341-1703.5	240443	Ø 34 - Halter
			→	☐; 06/04→ 10/06		24.3341-1704.5	240444	Ø 34 - Halter
			→	☐; 02/02→ 05/04; Made in Großbritannien		24.3341-1704.5	240444	Ø 34 - Halter
1.6 VVT-i (ZZE121_)	81	01/02→08/07	←	☐; 06/04→ 10/06		24.3571-1755.5	240409	TRW Ø 57 - Halter
			←	☐; 08/02→ 05/04; Made in Großbritannien		24.3571-1755.5	240409	TRW Ø 57 - Halter
			←	☐; 06/04→ 10/06		24.3571-1756.5	240410	TRW Ø 57 - Halter
			←	☐; 08/02→ 05/04; Made in Großbritannien		24.3571-1756.5	240410	TRW Ø 57 - Halter
			→	☐; 06/04→ 10/06		24.3341-1703.5	240443	Ø 34 - Halter
			→	☐; 08/02→ 05/04; Made in Großbritannien		24.3341-1703.5	240443	Ø 34 - Halter
			→	☐; 08/02→ 05/04; Made in Großbritannien		24.3341-1704.5	240444	Ø 34 - Halter
			→	☐; 06/04→ 10/06		24.3341-1704.5	240444	Ø 34 - Halter
2.0 D-4D (CDE120_)	66	01/02→02/07	←	☐; 08/02→ 05/04; Made in Großbritannien		24.3571-1755.5	240409	TRW Ø 57 - Halter
			←	☐; 08/02→ 05/04; Made in Großbritannien		24.3571-1756.5	240410	TRW Ø 57 - Halter
			→	☐; 08/02→ 05/04; Made in Großbritannien		24.3341-1703.5	240443	Ø 34 - Halter
			→	☐; 08/02→ 05/04; Made in Großbritannien		24.3341-1704.5	240444	Ø 34 - Halter
2.0 D-4D (CDE120_)	85	04/04→02/07	←	☐; → 05/04; Made in Großbritannien		24.3571-1755.5	240409	TRW Ø 57 - Halter
			←	☐; 06/04→ 10/06		24.3571-1755.5	240409	TRW Ø 57 - Halter
			←	☐; → 05/04; Made in Großbritannien		24.3571-1756.5	240410	TRW Ø 57 - Halter
			←	☐; 06/04→ 10/06		24.3571-1756.5	240410	TRW Ø 57 - Halter
			→	☐; 06/04→ 10/06		24.3341-1703.5	240443	Ø 34 - Halter
			→	☐; → 05/04; Made in Großbritannien		24.3341-1703.5	240443	Ø 34 - Halter
			→	☐; 06/04→ 10/06		24.3341-1704.5	240444	Ø 34 - Halter
			→	☐; → 05/04; Made in Großbritannien		24.3341-1704.5	240444	Ø 34 - Halter
<b> Bremsschlauch</b>								
1.4 D4-D (NDE120_) 1.8 (ZZE122)	66 100	06/04→10/07 06/04→02/07	←	☐; → 10/06		24.5262-0575.3	330922	L= 575
			←	☐; → 10/06		24.5262-0576.3	330923	L= 575
			→	→ 10/06	2	24.5264-0221.3	330995	L= 221,5
1.4 VVT-i (ZZE120_) 1.6 VVT-i (ZZE121_)	71 81	01/02→02/07 01/02→08/07	←	☐; 06/04→ 10/06		24.5262-0575.3	330922	L= 575
			←	☐; 06/04→ 10/06		24.5262-0576.3	330923	L= 575
			→	06/04→ 10/06	2	24.5264-0221.3	330995	L= 221,5
			→	→ 05/04	2	24.5264-0221.3	330995	L= 221,5
2.0 D-4D (CDE120_)	66	01/02→02/07	←	☐; 08/02→ 05/04		24.5262-0575.3	330922	L= 575
			←	☐; 08/02→ 05/04		24.5262-0576.3	330923	L= 575
			→	08/02→ 05/04	2	24.5264-0221.3	330995	L= 221,5
2.0 D-4D (CDE120_)	85	04/04→02/07	←	☐; → 05/04		24.5262-0575.3	330922	L= 575
			←	☐; 06/04→ 10/06		24.5262-0575.3	330922	L= 575
			←	☐; → 05/04		24.5262-0576.3	330923	L= 575
↓								

	kw					! #		
<b>TOYOTA - COROLLA Combi ( _E12_) 03/01→12/08</b>								
 <b>Bremsschlauch</b>								
2.0 D-4D (CDE120_)	85	04/04→02/07	←	☐; 06/04→ 10/06		2	24.5262-0576.3 330923	L= 575
			→	→ 05/04		2	24.5264-0221.3 330995	L= 221,5
			→	06/04→ 10/06		2	24.5264-0221.3 330995	L= 221,5
<b>TOYOTA - COROLLA Compact ( _E10_) 05/92→11/99</b>								
 <b>Bremssattel</b>								
1.3 XLI (EE101_)	55	08/95→04/97	←	☐			24.3541-1705.5 240111	SUM Ø 54 - Halter
1.3 XLI 16V (EE101)	65	07/92→09/95	←	☐			24.3541-1706.5 240112	SUM Ø 54 - Halter
1.8 GT (AE102_)	86	11/92→05/95	←	☐				
1.8 GTi 4WD	81	11/92→04/95						
2.0 D (CE100_)	53	07/92→04/97						
1.6 i (AE101)	78	09/94→11/99	←	☐; → 04/97; Raddurchmesser [Zoll]: 14			24.3541-1705.5 240111	SUM Ø 54 - Halter
			←	☐; → 04/97; Raddurchmesser [Zoll]: 14			24.3541-1706.5 240112	SUM Ø 54 - Halter
1.6 Si (AE101_)	84	07/92→04/97	←	☐; Raddurchmesser [Zoll]: 14			24.3541-1705.5 240111	SUM Ø 54 - Halter
			←	☐; Raddurchmesser [Zoll]: 14			24.3541-1706.5 240112	SUM Ø 54 - Halter
<b>Zubehörsatz, Bremssattel</b>								
1.3 XLI (EE101_)	55	08/95→04/97					24.0101-5405.2 260063	
1.3 XLI 16V (EE101)	65	07/92→09/95						
1.8 GT (AE102_)	86	11/92→05/95						
1.8 GTi 4WD	81	11/92→04/95						
2.0 D (CE100_)	53	07/92→04/97						
1.6 i (AE101)	78	09/94→11/99		→ 04/97; Raddurchmesser [Zoll]: 14			24.0101-5405.2 260063	
1.6 Si (AE101_)	84	07/92→04/97		Raddurchmesser [Zoll]: 14			24.0101-5405.2 260063	
 <b>Bremsschlauch</b>								
1.3 12V (EE100_)	53	07/92→05/95	←			2	24.5235-0275.3 331179	L= 275
			→			2	24.5235-0275.3 331179	L= 275
1.3 XLI (EE101_)	55	08/95→04/97	←			2	24.5235-0275.3 331179	L= 275
			→			2	24.5260-0280.3 330883	L= 280
1.3 XLI 16V (EE101)	65	07/92→09/95	←			2	24.5235-0275.3 331179	L= 275
			→	→ 05/95		2	24.5235-0275.3 331179	L= 275
			→	06/95→		2	24.5260-0280.3 330883	L= 280
1.6 i (AE101)	78	09/94→11/99	←	→ 04/95		2	24.5235-0275.3 331179	L= 275
			→	→ 05/95		2	24.5235-0275.3 331179	L= 275
			→	06/95→ 04/97		2	24.5260-0280.3 330883	L= 280
1.6 Si (AE101_)	84	07/92→04/97	←	→ 04/95		2	24.5235-0275.3 331179	L= 275
2.0 D (CE100_)	53	07/92→04/97	→	→ 05/95		2	24.5235-0275.3 331179	L= 275
			→	06/95→		2	24.5260-0280.3 330883	L= 280
<b>TOYOTA - COROLLA Compact ( _E11_) 04/97→01/02</b>								
 <b>Bremssattel</b>								
1.4 (EE111_)	63	05/97→09/99	←	☐; für Fahrzeuge ohne Schlechtwegeausführung			24.3541-1705.5 240111	SUM Ø 54 - Halter
			←	☐; für Fahrzeuge ohne Schlechtwegeausführung			24.3541-1706.5 240112	SUM Ø 54 - Halter
1.4 (ZZE111_)	71	02/00→01/02	←	☐; → 12/01; für Fahrzeuge ohne Schlechtwegeausführung			24.3541-1705.5 240111	SUM Ø 54 - Halter
			←	☐; → 12/01; für Fahrzeuge ohne Schlechtwegeausführung			24.3541-1706.5 240112	SUM Ø 54 - Halter
			→	☐; → 12/01; Made in Großbritannien			24.3387-1737.5 240703	TRW Ø 38 - Halter
			→	☐; → 12/01; Made in Großbritannien			24.3387-1738.5 240704	TRW Ø 38 - Halter
1.6 (AE111_)	81	04/97→02/00	←	☐; 05/97→ 01/00; für Fahrzeuge ohne Schlechtwegeausführung			24.3541-1705.5 240111	SUM Ø 54 - Halter
1.6 Aut. (AE111_)	79	04/97→02/00	←	☐; 05/97→ 01/00; für Fahrzeuge ohne Schlechtwegeausführung			24.3541-1706.5 240112	SUM Ø 54 - Halter
1.6 (ZZE112_)	81	10/99→10/01	←	☐; für Fahrzeuge ohne Schlechtwegeausführung			24.3541-1705.5 240111	SUM Ø 54 - Halter

**TOYOTA - COROLLA Compact ( \_E11\_ ) 04/97→01/02**

**Bremssattel**

1.6 (ZZE112_)	81	10/99→10/01	←	☐; für Fahrzeuge ohne Schlechtwegeausführung	24.3541-1706.5	240112	SUM Ø 54 - Halter
			→	☐; Made in Großbritannien	24.3387-1737.5	240703	TRW Ø 38 - Halter
			→	☐; Made in Großbritannien	24.3387-1738.5	240704	TRW Ø 38 - Halter
1.9 D (WZE110_)	51	02/00→01/02	←	☐; → 12/01	24.3541-1705.5	240111	SUM Ø 54 - Halter
			←	☐; → 12/01	24.3541-1706.5	240112	SUM Ø 54 - Halter
			→	☐; → 12/01; Made in Großbritannien	24.3387-1737.5	240703	TRW Ø 38 - Halter
			→	☐; → 12/01; Made in Großbritannien	24.3387-1738.5	240704	TRW Ø 38 - Halter
2.0 D (CE110_)	53	04/97→02/00	←	☐; 05/97→ 01/00	24.3541-1705.5	240111	SUM Ø 54 - Halter
			←	☐; 05/97→ 01/00	24.3541-1706.5	240112	SUM Ø 54 - Halter
2.0 D-4D (CDE110_)	66	09/00→01/02	←	☐; → 12/01	24.3541-1705.5	240111	SUM Ø 54 - Halter
			←	☐; → 12/01	24.3541-1706.5	240112	SUM Ø 54 - Halter

**Bremsschlauch**

1.4 (EE111_)	63	05/97→09/99	→	für Fahrzeuge mit Trommelbremse an der Hinterachse	2	24.5260-0280.3	330883	L= 280
1.6 (AE111_)	81	04/97→02/00	→	05/97→ 01/00;	2	24.5260-0280.3	330883	L= 280
1.6 Aut. (AE111_)	79	04/97→02/00	→	für Fahrzeuge mit Trommelbremse an der Hinterachse				

**TOYOTA - COROLLA Kombi ( \_E10\_ ) 05/92→04/97**

**Bremssattel**

1.3 XLI (EE101_)	55	09/95→04/97	←	☐	24.3541-1705.5	240111	SUM Ø 54 - Halter
1.3 XLI 16V (EE101_)	65	07/92→09/95	←	☐	24.3541-1706.5	240112	SUM Ø 54 - Halter
1.8 16V 4WD (AE103_)	81	09/95→04/97	←	☐			
2.0 D (CE100_)	53	07/92→04/97	←	☐; Raddurchmesser [Zoll]: 14	24.3541-1705.5	240111	SUM Ø 54 - Halter
1.6 Si (AE101_)	84	07/92→04/97	←	☐; Raddurchmesser [Zoll]: 14			
1.8	81	09/92→04/97	←	☐; → 05/95	24.3541-1705.5	240111	SUM Ø 54 - Halter
			←	☐; → 05/95	24.3541-1706.5	240112	SUM Ø 54 - Halter

**Zubehörsatz, Bremssattel**

1.3 XLI (EE101_)	55	09/95→04/97			24.0101-5405.2	260063	
1.3 XLI 16V (EE101_)	65	07/92→09/95			24.0101-5405.2	260063	
1.8 16V 4WD (AE103_)	81	09/95→04/97					
2.0 D (CE100_)	53	07/92→04/97			24.0101-5405.2	260063	
1.6 Si (AE101_)	84	07/92→04/97		Raddurchmesser [Zoll]: 14			
1.8	81	09/92→04/97		→ 05/95	24.0101-5405.2	260063	

**Bremsschlauch**














1.3 12V (EE100_)	53	07/92→05/95	←		2	24.5235-0275.3	331179	L= 275
			→		2	24.5235-0275.3	331179	L= 275
1.3 XLI (EE101_)	55	09/95→04/97	←		2	24.5235-0275.3	331179	L= 275
			→		2	24.5260-0280.3	330883	L= 280
1.3 XLI 16V (EE101_)	65	07/92→09/95	←		2	24.5235-0275.3	331179	L= 275
			→	→ 05/95	2	24.5235-0275.3	331179	L= 275
			→	06/95→	2	24.5260-0280.3	330883	L= 280
1.6 Si (AE101_)	84	07/92→04/97	←	→ 04/95	2	24.5235-0275.3	331179	L= 275
			→	→ 05/95	2	24.5235-0275.3	331179	L= 275
			→	06/95→	2	24.5260-0280.3	330883	L= 280
2.0 D (CE100_)	53	07/92→04/97	→	06/95→	2	24.5260-0280.3	330883	L= 280
1.8 16V 4WD (AE103_)	81	09/95→04/97	→		2	24.5260-0280.3	330883	L= 280











**TOYOTA - COROLLA Kombi ( \_E11\_ ) 04/97→10/01**











**Bremssattel**

1.4 (EE111_)	63	04/97→02/00	←	☐; 05/97→ 01/00;	24.3541-1705.5	240111	SUM Ø 54 - Halter
1.6 (AE111_)	81	04/97→02/00	←	für Fahrzeuge ohne Schlechtwegeausführung			
1.6 Aut. (AE111_)	79	04/97→02/00	←	☐; 05/97→ 01/00;	24.3541-1706.5	240112	SUM Ø 54 - Halter
			←	für Fahrzeuge ohne Schlechtwegeausführung			
















↓							
---	--	--	--	--	--	--	--

















	kw			 	! #		
<b>TOYOTA - COROLLA Kombi ( _E11_ ) 04/97→10/01</b>							
 <b>Bremssattel</b>							
1.4 16V (ZZE111_) 1.6 16V (ZZE112_)	71 81	02/00→10/01 02/00→10/01	← ← → →	☐; für Fahrzeuge ohne Schlechtwegeausführung ☐; für Fahrzeuge ohne Schlechtwegeausführung ☐; Made in Großbritannien ☐; Made in Großbritannien		24.3541-1705.5 240111 24.3541-1706.5 240112 24.3387-1737.5 240703 24.3387-1738.5 240704	SUM Ø 54 - Halter SUM Ø 54 - Halter TRW Ø 38 - Halter TRW Ø 38 - Halter
1.8 2.0 D-4D (CDE110_)	81 66	10/97→10/01 09/00→10/01	← ←	☐ ☐		24.3541-1705.5 240111 24.3541-1706.5 240112	SUM Ø 54 - Halter SUM Ø 54 - Halter
1.8 4WD (AE115_)	81	04/97→10/01	← ←	☐; 05/97→ ☐; 05/97→		24.3541-1705.5 240111 24.3541-1706.5 240112	SUM Ø 54 - Halter SUM Ø 54 - Halter
1.9 D (WZE110_)	51	02/00→10/01	← ← → →	☐ ☐ ☐; Made in Großbritannien ☐; Made in Großbritannien		24.3541-1705.5 240111 24.3541-1706.5 240112 24.3387-1737.5 240703 24.3387-1738.5 240704	SUM Ø 54 - Halter SUM Ø 54 - Halter TRW Ø 38 - Halter TRW Ø 38 - Halter
2.0 D (CE110_)	53	04/97→02/00	← ←	☐; 05/97→ 01/00 ☐; 05/97→ 01/00		24.3541-1705.5 240111 24.3541-1706.5 240112	SUM Ø 54 - Halter SUM Ø 54 - Halter
 <b>Bremsschlauch</b>							
1.4 (EE111_) 1.6 (AE111_) 1.6 Aut. (AE111_)	63 81 79	04/97→02/00 04/97→02/00 04/97→02/00	→	05/97→ 01/00; für Fahrzeuge mit Trommelbremse an der Hinterachse	2	24.5260-0280.3 330883	L= 280
<b>TOYOTA - COROLLA LEVIN Coupe ( _E10_ ) 06/91→08/97</b>							
 <b>Bremsschlauch</b>							
1.6 GT	85	06/91→08/97	← →	05/92→ 05/95 05/92→ 05/95	2 2	24.5235-0275.3 331179	L= 275 L= 275
<b>TOYOTA - COROLLA Liftback ( _E10_ ) 05/92→04/97</b>							
 <b>Bremssattel</b>							
1.3 XLI (EE101_) 1.8 GT (AE102_) 2.0 D (CE100_)	65 86 53	07/92→04/97 11/92→05/95 07/92→04/97	← ←	☐ ☐		24.3541-1705.5 240111 24.3541-1706.5 240112	SUM Ø 54 - Halter SUM Ø 54 - Halter
1.6 GLI (AE101_)	84	07/92→04/97	← ←	☐; Raddurchmesser [Zoll]: 14 ☐; Raddurchmesser [Zoll]: 14		24.3541-1705.5 240111 24.3541-1706.5 240112	SUM Ø 54 - Halter SUM Ø 54 - Halter
<b>Zubehörsatz, Bremssattel</b>							
1.3 XLI (EE101_) 1.8 GT (AE102_) 2.0 D (CE100_)	65 86 53	07/92→04/97 11/92→05/95 07/92→04/97				24.0101-5405.2 260063	
1.6 GLI (AE101_)	84	07/92→04/97		Raddurchmesser [Zoll]: 14		24.0101-5405.2 260063	
 <b>Bremsschlauch</b>							
1.3 12V (EE100_)	53	07/92→05/95	← →		2 2	24.5235-0275.3 331179	L= 275 L= 275
1.3 XLI (EE101_)	65	07/92→04/97	← → →	 → 05/95 06/95→	2 2 2	24.5235-0275.3 331179 24.5235-0275.3 331179 24.5260-0280.3 330883	L= 275 L= 275 L= 280
1.6 GLI (AE101_) 2.0 D (CE100_)	84 53	07/92→04/97 07/92→04/97	← → →	→ 04/95 → 05/95 06/95→	2 2 2	24.5235-0275.3 331179 24.5235-0275.3 331179 24.5260-0280.3 330883	L= 275 L= 275 L= 280
<b>TOYOTA - COROLLA Liftback ( _E11_ ) 04/97→01/02</b>							
 <b>Bremssattel</b>							
1.4 (EE111_) 1.6 (AE111_) 1.6 Aut. (AE111_)	63 81 79	04/97→02/00 04/97→02/00 04/97→02/00	← ←	☐; 05/97→ 01/00; für Fahrzeuge ohne Schlechtwegeausführung ☐; 05/97→ 01/00; für Fahrzeuge ohne Schlechtwegeausführung		24.3541-1705.5 240111 24.3541-1706.5 240112	SUM Ø 54 - Halter SUM Ø 54 - Halter
↓							
















	kw			 	! #			
<b>TOYOTA - COROLLA Liftback ( _E11_ ) 04/97→01/02</b>								
 <b>Bremssattel</b>								
1.4 (ZZE111_) 1.6 (ZZE112_)	71	02/00→01/02 02/00→01/02	←	☐; → 12/01; für Fahrzeuge ohne Schlechtwegeausführung		24.3541-1705.5	240111	SUM Ø 54 - Halter
	81		←	☐; → 12/01; für Fahrzeuge ohne Schlechtwegeausführung		24.3541-1706.5	240112	SUM Ø 54 - Halter
			→	☐; → 12/01; Made in Großbritannien		24.3387-1737.5	240703	TRW Ø 38 - Halter
			→	☐; → 12/01; Made in Großbritannien		24.3387-1738.5	240704	TRW Ø 38 - Halter
1.9 D (WZE110_)	51	02/00→01/02	←	☐; → 12/01		24.3541-1705.5	240111	SUM Ø 54 - Halter
			←	☐; → 12/01		24.3541-1706.5	240112	SUM Ø 54 - Halter
			→	☐; → 12/01; Made in Großbritannien		24.3387-1737.5	240703	TRW Ø 38 - Halter
			→	☐; → 12/01; Made in Großbritannien		24.3387-1738.5	240704	TRW Ø 38 - Halter
2.0 D (CE110)	53	04/97→02/00	←	☐; 05/97→ 01/00		24.3541-1705.5	240111	SUM Ø 54 - Halter
			←	☐; 05/97→ 01/00		24.3541-1706.5	240112	SUM Ø 54 - Halter
2.0 D-4D (CDE110_)	66	09/00→01/02	←	☐; → 12/01		24.3541-1705.5	240111	SUM Ø 54 - Halter
			←	☐; → 12/01		24.3541-1706.5	240112	SUM Ø 54 - Halter
 <b>Bremsschlauch</b>								
1.4 (EE111_) 1.6 (AE111_) 1.6 Aut. (AE111_)	63 81 79	04/97→02/00 04/97→02/00 04/97→02/00	→	05/97→ 01/00; für Fahrzeuge mit Trommelbremse an der Hinterachse	2	24.5260-0280.3	330883	L= 280
<b>TOYOTA - COROLLA Stufenheck ( _E12_ ) 08/00→03/08</b>								
 <b>Bremssattel</b>								
1.4 D-4D (NDE120_)	66	06/04→10/06	←	☐		24.3571-1755.5	240409	TRW Ø 57 - Halter
			←	☐		24.3571-1756.5	240410	TRW Ø 57 - Halter
			→	☐		24.3341-1703.5	240443	Ø 34 - Halter
			→	☐		24.3341-1704.5	240444	Ø 34 - Halter
1.4 VVT-i (ZZE120_)	71	10/01→10/06	←	☐; 06/04→		24.3571-1755.5	240409	TRW Ø 57 - Halter
			←	☐; → 05/04; Made in Großbritannien		24.3571-1755.5	240409	TRW Ø 57 - Halter
			←	☐; → 05/04; Made in Großbritannien		24.3571-1756.5	240410	TRW Ø 57 - Halter
			←	☐; 06/04→		24.3571-1756.5	240410	TRW Ø 57 - Halter
			→	☐; 06/04→		24.3341-1703.5	240443	Ø 34 - Halter
			→	☐; → 05/04; Made in Großbritannien		24.3341-1703.5	240443	Ø 34 - Halter
			→	☐; → 05/04; Made in Großbritannien		24.3341-1704.5	240444	Ø 34 - Halter
			→	☐; 06/04→		24.3341-1704.5	240444	Ø 34 - Halter
1.5 (ZZA120_ ZZE123_) 1.6 VVT-i (ZZE121_)	80 81	11/01→07/07 10/01→07/07	←	☐; 06/04→ 10/06		24.3571-1755.5	240409	TRW Ø 57 - Halter
			←	☐; 08/02→ 05/04; Made in Großbritannien		24.3571-1755.5	240409	TRW Ø 57 - Halter
			←	☐; 06/04→ 10/06		24.3571-1756.5	240410	TRW Ø 57 - Halter
			←	☐; 08/02→ 05/04; Made in Großbritannien		24.3571-1756.5	240410	TRW Ø 57 - Halter
			→	☐; 06/04→ 10/06		24.3341-1703.5	240443	Ø 34 - Halter
			→	☐; 08/02→ 05/04; Made in Großbritannien		24.3341-1703.5	240443	Ø 34 - Halter
			→	☐; 08/02→ 05/04; Made in Großbritannien		24.3341-1704.5	240444	Ø 34 - Halter
			→	☐; 06/04→ 10/06		24.3341-1704.5	240444	Ø 34 - Halter
2.0 D-4D (CDE120_)	66	01/02→12/06	←	☐; 05/03→ 05/04; Made in Großbritannien		24.3571-1755.5	240409	TRW Ø 57 - Halter
			←	☐; → 05/04; Made in Großbritannien		24.3571-1755.5	240409	TRW Ø 57 - Halter
			←	☐; → 05/04; Made in Großbritannien		24.3571-1756.5	240410	TRW Ø 57 - Halter
			←	☐; 05/03→ 05/04; Made in Großbritannien		24.3571-1756.5	240410	TRW Ø 57 - Halter
			→	☐; 05/03→ 05/04; Made in Großbritannien		24.3341-1703.5	240443	Ø 34 - Halter
			→	☐; → 05/04; Made in Großbritannien		24.3341-1703.5	240443	Ø 34 - Halter
			→	☐; 05/03→ 05/04; Made in Großbritannien		24.3341-1704.5	240444	Ø 34 - Halter
			→	☐; → 05/04; Made in Großbritannien		24.3341-1704.5	240444	Ø 34 - Halter
↓								










	kw					! #		
<b>TOYOTA - COROLLA Stufenheck (_E12_) 08/00→03/08</b>								
 <b>Bremssattel</b>								
2.0 D-4D (CDE120_)	85	06/04→07/07	←	☐; → 10/06		24.3571-1755.5	240409	TRW Ø 57 - Halter
			←	☐; → 10/06		24.3571-1756.5	240410	TRW Ø 57 - Halter
			→	☐; → 10/06		24.3341-1703.5	240443	Ø 34 - Halter
			→	☐; → 10/06		24.3341-1704.5	240444	Ø 34 - Halter
 <b>Bremsschlauch</b>								
1.4 D-4D (NDE120_)	66	06/04→10/06	←	☐		24.5262-0575.3	330922	L= 575
			←	☐		24.5262-0576.3	330923	L= 575
			→		2	24.5264-0221.3	330995	L= 221,5
1.4 VVT-i (ZZE120_)	71	10/01→10/06	←	☐; 06/04→		24.5262-0575.3	330922	L= 575
			←	☐; 06/04→		24.5262-0576.3	330923	L= 575
			→	→ 05/04	2	24.5264-0221.3	330995	L= 221,5
			→	06/04→	2	24.5264-0221.3	330995	L= 221,5
1.5 (ZZA120_, ZZE123_)	80	11/01→07/07	←	☐; 06/04→ 10/06		24.5262-0575.3	330922	L= 575
			←	☐; 06/04→ 10/06		24.5262-0576.3	330923	L= 575
			→	06/04→ 10/06	2	24.5264-0221.3	330995	L= 221,5
			→	→ 05/04	2	24.5264-0221.3	330995	L= 221,5
1.6 VVT-i (ZZE121_)	81	10/01→07/07	←	☐; 06/04→ 10/06		24.5262-0575.3	330922	L= 575
			←	☐; 06/04→ 10/06		24.5262-0576.3	330923	L= 575
			→	01/02→ 05/04	2	24.5264-0221.3	330995	L= 221,5
			→	06/04→ 10/06	2	24.5264-0221.3	330995	L= 221,5
2.0 D-4D (CDE120_)	66	01/02→12/06	←	☐; 05/03→ 05/04		24.5262-0575.3	330922	L= 575
			←	☐; → 05/04		24.5262-0575.3	330922	L= 575
			←	☐; → 05/04		24.5262-0576.3	330923	L= 575
			←	☐; 05/03→ 05/04		24.5262-0576.3	330923	L= 575
			→	→ 05/04	2	24.5264-0221.3	330995	L= 221,5
			→	05/03→ 05/04	2	24.5264-0221.3	330995	L= 221,5
2.0 D-4D (CDE120_)	85	06/04→07/07	←	☐; → 10/06		24.5262-0575.3	330922	L= 575
			←	☐; → 10/06		24.5262-0576.3	330923	L= 575
			→	→ 10/06	2	24.5264-0221.3	330995	L= 221,5
<b>TOYOTA - COROLLA Stufenheck (_E15_) 10/06→</b>								
 <b>Bremsschlauch</b>								
1.33	74	01/07→	→	☐ / innen; 10/08→ 05/13		24.5235-0128.3	331324	L= 128
			→	☐ / innen; 10/08→ 05/13		24.5235-0160.3	331325	L= 160
			→	außen / am Bremssattel; 10/08→ 05/13	2	24.5274-0180.3	330941	L= 180
1.4 D-4D	66	10/06→	→	☐ / am Bremssattel / außen; 01/09→ 05/13		24.5235-0128.3	331324	L= 128
			→	☐ / am Bremssattel / außen; 01/09→ 05/13		24.5235-0160.3	331325	L= 160
			→	innen; 01/09→ 05/13	2	24.5274-0180.3	330941	L= 180
1.4 VVT-i (ZZE150_)	71	11/06→11/13	→	☐; → 12/08		24.5235-0128.3	331324	L= 128
			→	☐; → 12/08		24.5235-0160.3	331325	L= 160
1.6	97	01/09→	→	☐ / innen; → 05/13		24.5235-0128.3	331324	L= 128
			→	☐ / innen; → 05/13		24.5235-0160.3	331325	L= 160
			→	außen / am Bremssattel; → 05/13	2	24.5274-0180.3	330941	L= 180
1.6 Dual VVTi (ZRE141) 1.6 VVT-i (ZZE141_)	91 81	01/07→ 08/07→06/13	→	☐ / am Bremssattel / außen; → 12/08		24.5235-0128.3	331324	L= 128
			→	☐ / am Bremssattel / außen; → 12/08		24.5235-0160.3	331325	L= 160
			→	innen; → 12/08	2	24.5274-0180.3	330941	L= 180
2.0 D-4D	93	01/07→	→	☐ / am Bremssattel / außen; → 05/13		24.5235-0128.3	331324	L= 128
			→	☐ / am Bremssattel / außen; → 05/13		24.5235-0160.3	331325	L= 160
			→	innen; → 05/13	2	24.5274-0180.3	330941	L= 180










	kw					! #		
<b>TOYOTA - COROLLA Verso (_E12_) 07/01→07/04</b>								
 <b>Bremsschlauch</b>								
1.6 VVT-i (ZZE121_) 2.0 D-4D (CDE120_)	81 66	08/01→05/04 01/02→05/04	← ← →	☐; 06/02→ ☐; 06/02→			24.5262-0575.3 330922 24.5262-0576.3 330923 24.5264-0221.3 330995	L= 575 L= 575 L= 221,5
1.8 VVT-i (ZZE122_)	99	12/01→05/04	→			2	24.5264-0221.3 330995	L= 221,5
<b>TOYOTA - COROLLA Verso (ZER_, ZZE12_, R1_) 03/04→04/09</b>								
 <b>Bremssattel</b>								
1.3 VVTi 1.6 (ZNR10_) 1.8 (ZNR11_) 2.0 D-4D (CUR10_)	64 81 95 85	03/04→03/09 04/04→03/09 04/04→03/09 04/04→03/09	← ← ← ←	☐; 09/04→ ☐; 05/04→ 08/04 ☐; 09/04→ ☐; 05/04→ 08/04			24.3571-1759.5 240459 24.3571-1759.5 240459 24.3571-1760.5 240460 24.3571-1760.5 240460	Ø 57 - Halter Ø 57 - Halter Ø 57 - Halter Ø 57 - Halter
2.2 D-4D (AUR10_) 2.2 D-4D (AUR10_)	100 130	10/05→03/09 10/05→03/09	← ←	☐ ☐			24.3571-1759.5 240459 24.3571-1760.5 240460	Ø 57 - Halter Ø 57 - Halter
 <b>Bremsschlauch</b>								
1.3 VVTi 1.6 (ZNR10_) 1.8 (ZNR11_) 2.0 D-4D (CUR10_)	64 81 95 85	03/04→03/09 04/04→03/09 04/04→03/09 04/04→03/09	← ← ← →	☐; 05/04→ ☐; 05/04→ ☐; 05/04→ 05/04→			24.5262-0575.3 330922 24.5262-0576.3 330923 24.5275-0200.3 330942	L= 575 L= 575 L= 200
2.2 D-4D (AUR10_) 2.2 D-4D (AUR10_)	100 130	10/05→03/09 10/05→03/09	← ← →	☐ ☐ ☐			24.5262-0575.3 330922 24.5262-0576.3 330923 24.5275-0200.3 330942	L= 575 L= 575 L= 200
<b>TOYOTA - HIACE / COMMUTER V (TRH2_, KDH2_) 08/04→</b>								
 <b>Bremsschlauch</b>								
2.5 D-4D	75	09/06→	← ←	☐ ☐			24.5265-0263.3 331157 24.5265-0264.3 331158	L= 263 L= 263
<b>TOYOTA - HIACE IV Bus (_H1_, _H2_) 08/95→</b>								
 <b>Bremsschlauch</b>								
2.5 D-4D (KLH12_, KLH22_)	70	09/06→12/12	← ←	☐ ☐			24.5265-0263.3 331157 24.5265-0264.3 331158	L= 263 L= 263
2.5 D-4D (KLH12_, KLH22_)	86	08/06→12/12	← ←	☐; 09/06→ ☐; 09/06→			24.5265-0263.3 331157 24.5265-0264.3 331158	L= 263 L= 263
<b>TOYOTA - HIACE IV Kasten (LXH1_, RZH1_, LH1_) 08/95→</b>								
 <b>Bremsschlauch</b>								
2.5 D-4D (KLH12_, KLH22_) 2.5 D-4D (KLH12_, KLH22_)	70 86	09/06→ 09/06→	← ←	☐ ☐			24.5265-0263.3 331157 24.5265-0264.3 331158	L= 263 L= 263
<b>TOYOTA - HIACE V Kasten (TRH2_, KDH2_) 06/04→</b>								
 <b>Bremsschlauch</b>								
2.5 D-4D 2.5 D-4D (KDH20_, KDH21_, KDH22_) 2.5 D-4D (KDH200_, KDH202_, KDH212_, KDH222_)	70 75 86	09/06→ 06/04→ 09/06→	← ←	☐ ☐			24.5265-0263.3 331157 24.5265-0264.3 331158	L= 263 L= 263
<b>TOYOTA - HILUX VII Pick-up (_N1_, _N2_, _N3_) 08/04→</b>								
 <b>Bremsschlauch</b>								
2.5 D-4D	106	01/10→	←	→ 05/15		2	24.5235-0275.3 331179	L= 275
2.5 D-4D 4WD 2.5 D-4D 4WD (KUN25_) 2.5 D 4WD (KUN25_) 3.0 D-4D 4WD 3.0 D-4D 4WD (KUN26)	106 88 75 145 126	09/09→ 12/07→ 10/05→ 05/08→12/08 12/07→	←			2	24.5235-0275.3 331179	L= 275
2.7 4WD (TGN26) 3.0 D (KUN16, KUN26) 3.0 D 4WD (KUN26_)	118 126 120	08/05→05/15 10/06→ 08/05→05/15	←	12/07→		2	24.5235-0275.3 331179	L= 275








	kw					! #		
<b>TOYOTA - HILUX Pritsche/Fahrgestell (_N1_, _N2_) 02/05→</b>								
 <b>Bremsschlauch</b>								
3.0 D 4WD (KUN26_)	126	02/05→	←	12/07→		2	24.5235-0275.3 331179	L= 275
<b>TOYOTA - MATRIX (_E13_) 01/02→12/07</b>								
 <b>Bremsschlauch</b>								
1.8 VVTi	96	01/02→02/04	→	02/02→		2	24.5264-0221.3 330995	L= 221,5
<b>TOYOTA - PICNIC (_XM1_) 05/96→12/01</b>								
 <b>Bremsschlauch</b>								
2.0	99	09/96→05/01	←	☐			24.5264-0525.3 330926	L= 525
2.0 (SXM10_)	90	01/01→12/01	←	☐			24.5264-0526.3 330927	L= 525
2.0 (SXM10_)	100	05/96→04/01	←	☐			24.5264-0526.3 330927	L= 525
2.0 16V (SXM10_)	94	08/96→09/00	→			2	24.5235-0190.3 330916	L= 190
2.0 4WD	99	09/96→05/01	→				24.5235-0190.3 330916	L= 190
2.2 D (CMX10_)	66	08/97→12/01	←	☐; 09/97→			24.5264-0525.3 330926	L= 525
			←	☐; 09/97→			24.5264-0526.3 330927	L= 525
			→	09/97→		2	24.5235-0190.3 330916	L= 190
<b>TOYOTA - PREVIA (_R3_) 02/00→02/06</b>								
 <b>Bremssattel</b>								
2.0 D-4D (CLR30_)	85	03/01→01/06	→	☐; → 12/05			24.3431-1707.7 220935	TRW Ø 43 - Halter
2.4 (ACR30)	115	02/00→02/06	→	☐; → 12/05			24.3431-1708.7 220936	TRW Ø 43 - Halter
<b>TOYOTA - PRIUS (_W3_) 06/08→</b>								
 <b>Bremsschlauch</b>								
1.8 Hybrid (ZVW3_)	73	04/09→	←	☐			24.5296-0720.3 331494	L= 720
1.8 Plug-in Hybrid (ZVW35)	73	01/12→	←	☐			24.5296-0720.3 331494	L= 720
<b>TOYOTA - PRIUS Liftback (_W2_) 09/03→12/09</b>								
 <b>Bremsschlauch</b>								
1.5 (NHW20_)	57	09/03→12/09	→			2	24.5264-0205.3 331059	L= 205
<b>TOYOTA - RAV 4 II (_A2_) 06/00→11/05</b>								
 <b>Bremssattel</b>								
1.8 (ZCA25_, ZCA26_)	92	08/00→11/05	←	☐; 02/01→			24.3611-1701.5 240778	SUM Ø 61 - Halter
			←	☐; 02/01→			24.3611-1702.5 240779	SUM Ø 61 - Halter
2.0 4WD (ACA21, ACA20)	110	06/00→11/05	←	☐			24.3611-1701.5 240778	SUM Ø 61 - Halter
			←	☐			24.3611-1702.5 240779	SUM Ø 61 - Halter
2.0 D 4WD (CLA20_, CLA21_)	85	05/01→11/05	←	☐; 09/01→			24.3611-1701.5 240778	SUM Ø 61 - Halter
			←	☐; 09/01→			24.3611-1702.5 240779	SUM Ø 61 - Halter
 <b>Bremsschlauch</b>								
1.8 (ZCA25_, ZCA26_)	92	08/00→11/05	←	☐; 02/01→			24.5265-0557.3 330928	L= 557
			←	☐; 02/01→			24.5265-0558.3 330929	L= 558
			→	☐; 02/01→			24.5296-0280.3 331034	L= 280,5
			→	☐; 02/01→			24.5296-0281.3 331035	L= 280,5
2.0 4WD (ACA21, ACA20)	110	06/00→11/05	←	☐			24.5265-0557.3 330928	L= 557
			←	☐			24.5265-0558.3 330929	L= 558
			→	☐			24.5296-0280.3 331034	L= 280,5
			→	☐			24.5296-0281.3 331035	L= 280,5
2.0 D 4WD (CLA20_, CLA21_)	85	05/01→11/05	←	☐; 09/01→			24.5265-0557.3 330928	L= 557
			←	☐; 09/01→			24.5265-0558.3 330929	L= 558
			→	☐; 09/01→			24.5296-0280.3 331034	L= 280,5
			→	☐; 09/01→			24.5296-0281.3 331035	L= 280,5
<b>TOYOTA - RAV 4 III (_A3_) 06/05→</b>								
 <b>Bremsschlauch</b>								
2.0	109	03/09→	←	☐			24.5295-0680.3 331355	L= 680
2.0 (ZSA35_)	116	12/08→						

	kw			 	! #		
<b>TOYOTA - RAV 4 III (_A3_) 06/05→</b>							
 <b>Bremsschlauch</b>							
2.0 4WD	109	03/09→	←	☐		24.5295-0681.3 331356	L= 680
2.0 4WD (ZSA30_)	116	12/08→	→	☐		24.5275-0287.3 331481	L= 287
2.2 D (ALA35_)	110	12/08→12/13	→	☐		24.5275-0289.3 331505	L= 289
2.2 D 4WD (ALA30_)	110	12/08→12/13	→	☐		24.5275-0289.3 331505	L= 289
2.0 4WD (ACA30_)	112	03/06→	←	☐; 02/07→		24.5295-0680.3 331355	L= 680
2.2 D 4WD (ALA30_)	100	02/06→12/12	←	☐; 02/07→		24.5295-0681.3 331356	L= 680
2.2 D 4WD (ALA30_)	130	03/06→	←	☐; 02/07→		24.5295-0681.3 331356	L= 680
2.4 (ACA33)	125	11/05→	→	☐; 02/07→		24.5275-0287.3 331481	L= 287
2.4 4WD (ACR38)	125	11/05→	→	☐; 02/07→		24.5275-0287.3 331481	L= 287
3.5 4WD	198	11/05→	→	☐; 02/07→		24.5275-0289.3 331505	L= 289
3.5 4WD (GSA33)	201	11/05→	→	☐; 02/07→		24.5275-0289.3 331505	L= 289
<b>TOYOTA - RAV 4 IV (_A4_) 12/12→</b>							
 <b>Bremsschlauch</b>							
2.0 (ZSA42)	107	12/12→	←	☐		24.5295-0680.3 331355	L= 680
2.0 4WD (ZSA44_)	111	12/12→	←	☐		24.5295-0681.3 331356	L= 680
2.2 D 4WD (ALA49)	110	12/12→	←	☐		24.5295-0681.3 331356	L= 680
2.5 4WD (ASA44)	132	12/12→	→	☐		24.5275-0287.3 331481	L= 287
			→	☐		24.5275-0289.3 331505	L= 289
<b>TOYOTA - STARLET (_P9_) 01/96→10/99</b>							
 <b>Bremssattel</b>							
1.3 (EP91_)	55	01/96→10/99	←	☐; 05/96→ 07/99; - ABS		24.3481-1793.5 240743	Ø 48 - Halter
			←	☐; 05/96→ 07/99; - ABS		24.3481-1794.5 240744	Ø 48 - Halter
<b>TOYOTA - URBAN CRUISER (_P1_) 07/07→</b>							
 <b>Bremsschlauch</b>							
1.33 (NSP110_)	74	04/09→	←	☐		24.5265-0440.3 331351	L= 440
			←	☐		24.5265-0441.3 331352	L= 440
1.4 D-4D (NLP110_)	66	01/09→04/14	←	☐; 04/09→		24.5265-0440.3 331351	L= 440
1.4 D-4D 4WD (NLP115_)	66	01/09→04/14	←	☐; 04/09→		24.5265-0441.3 331352	L= 440
<b>TOYOTA - VERSO (_R2_) 04/09→</b>							
 <b>Bremsschlauch</b>							
1.6 (ZGR20_)	97	04/09→	→	☐ / innen		24.5261-0130.3 331387	L= 130
1.8 (ZGR21_)	108	04/09→	→	☐ / innen		24.5261-0130.3 331387	L= 130
2.0 D-4D (AUR20_)	93	04/09→	→	☐ am Bremssattel / außen	2	24.5262-0180.3 331180	L= 180
2.2 D-4D (AUR21_)	110	04/09→	→	☐ am Bremssattel / außen	2	24.5262-0180.3 331180	L= 180
2.2 D-CAT (AUR21_)	130	04/09→	→	☐ am Bremssattel / außen	2	24.5262-0180.3 331180	L= 180
<b>TOYOTA - VERSO S (_P12_) 11/10→10/16</b>							
 <b>Bremsschlauch</b>							
1.33 (NSP120_)	73	11/10→10/16	←	☐		24.5265-0440.3 331351	L= 440
1.4 D4-D (NLP121_)	66	11/10→10/16	←	☐		24.5265-0441.3 331352	L= 440
			→	☐ / innen		24.5235-0200.3 331280	L= 198
<b>TOYOTA - YARIS / VIOS Stufenheck (_P9_) 08/05→</b>							
 <b>Bremsschlauch</b>							
1.0 (KSP90_)	52	08/07→	←	☐; → 11/11		24.5265-0440.3 331351	L= 440
1.3 4WD (NCP92_)	64	08/07→	←	☐; → 11/11		24.5265-0441.3 331352	L= 440
			→	☐; → 11/11		24.5235-0200.3 331280	L= 198
1.3 (NCP92_, SCP92_)	64	09/05→04/14	←	☐; 01/06→ 11/11		24.5265-0440.3 331351	L= 440
1.3 (NCP92_)	63	08/05→04/13	←	☐; 01/06→ 11/11		24.5265-0441.3 331352	L= 440
			→	☐; 01/06→ 11/11		24.5235-0200.3 331280	L= 198
<b>TOYOTA - YARIS (_P1_) 01/99→12/05</b>							
 <b>Bremssattel</b>							
1.0 (SCP10_)	48	03/03→09/05	←	☐; 04/03→ 08/05; für Fahrzeuge mit Scheibenbremse an der Hinterachse		24.3511-1711.5 240379	Ø 51 - Halter
			←	☐; 04/03→ 08/05; für Fahrzeuge mit Scheibenbremse an der Hinterachse		24.3511-1712.5 240380	Ø 51 - Halter
↓							












	kw			 	! #		
<b>TOYOTA - YARIS (P1) 01/99→12/05</b>							
<b> Bremssattel</b>							
1.0 (SCP10_)	50	04/99→09/05	←	☐; 08/99→ 03/03; für Fahrzeuge mit Scheibenbremse an der Hinterachse		24.3511-1711.5 240379	Ø 51 - Halter
			←	☐; 08/99→ 03/03; für Fahrzeuge mit Scheibenbremse an der Hinterachse		24.3511-1712.5 240380	Ø 51 - Halter
1.3 (NCP10_, SCP12_)	63	11/99→10/05	←	☐; → 10/04; für Fahrzeuge mit Scheibenbremse an der Hinterachse		24.3511-1711.5 240379	Ø 51 - Halter
			←	☐; → 10/04; für Fahrzeuge mit Scheibenbremse an der Hinterachse		24.3511-1712.5 240380	Ø 51 - Halter
1.3 (SCP12_, NCP10_, SCP13_) 1.5 (NCP13_)	64	04/02→09/05	←	☐; → 03/03; für Fahrzeuge mit Scheibenbremse an der Hinterachse		24.3511-1711.5 240379	Ø 51 - Halter
	78	04/01→09/05	←	☐; → 03/03; für Fahrzeuge mit Scheibenbremse an der Hinterachse		24.3511-1712.5 240380	Ø 51 - Halter
1.4 D-4D (NLP10_)	55	10/01→09/05	←	☐; 12/01→ 08/05; für Fahrzeuge mit Scheibenbremse an der Hinterachse		24.3511-1711.5 240379	Ø 51 - Halter
			←	☐; 12/01→ 08/05; für Fahrzeuge mit Scheibenbremse an der Hinterachse		24.3511-1712.5 240380	Ø 51 - Halter
1.5 (NCP13_)	77	01/03→11/05	←	☐; → 08/05; für Fahrzeuge mit Scheibenbremse an der Hinterachse		24.3511-1711.5 240379	Ø 51 - Halter
			←	☐; → 08/05; für Fahrzeuge mit Scheibenbremse an der Hinterachse		24.3511-1712.5 240380	Ø 51 - Halter
1.5 (NCP13_)	110	03/00→07/05	←	☐; 04/03→ 10/04; für Fahrzeuge mit Scheibenbremse an der Hinterachse		24.3511-1711.5 240379	Ø 51 - Halter
			←	☐; 04/03→ 10/04; für Fahrzeuge mit Scheibenbremse an der Hinterachse		24.3511-1712.5 240380	Ø 51 - Halter
<b> Bremsschlauch</b>							
1.0 (SCP10_)	48	03/03→09/05	←	☐; 04/03→ 08/05; Made in Japan		24.5277-0530.3 331002	L= 530
			←	☐; 04/03→ 08/05; Made in Japan		24.5277-0531.3 331003	L= 530
			←	☐; 04/03→ 08/05; Made in Frankreich		24.5295-0525.3 331353	L= 525
			←	☐; 04/03→ 08/05; Made in Frankreich		24.5295-0526.3 331354	L= 525
			→	04/03→ 08/05; Made in Japan	2	24.5261-0291.3 330994	L= 291
			→	☐; 04/03→ 08/05; + ABS; Made in Frankreich		24.5263-0592.3 331284	L= 325 L2= 290
			→	☐; 04/03→ 08/05; + ABS; Made in Frankreich		24.5263-0593.3 331285	L= 325 L2= 290
1.0 (SCP10_)	50	04/99→09/05	←	☐; → 03/03; Made in Japan		24.5277-0530.3 331002	L= 530
			←	☐; → 03/03; Made in Japan		24.5277-0531.3 331003	L= 530
			←	☐; → 03/03; Made in Frankreich		24.5295-0525.3 331353	L= 525
			←	☐; → 03/03; Made in Frankreich		24.5295-0526.3 331354	L= 525
			→	→ 03/03; Made in Japan	2	24.5261-0291.3 330994	L= 291
			→	☐; → 03/03; + ABS; Made in Frankreich		24.5263-0592.3 331284	L= 325 L2= 290
			→	☐; → 03/03; + ABS; Made in Frankreich		24.5263-0593.3 331285	L= 325 L2= 290
1.3 (NCP10_, SCP12_)	63	11/99→10/05	←	☐; → 10/04; Made in Japan		24.5277-0530.3 331002	L= 530
			←	☐; → 10/04; Made in Japan		24.5277-0531.3 331003	L= 530
			←	☐; → 10/04; Made in Frankreich		24.5295-0525.3 331353	L= 525
			←	☐; → 10/04; Made in Frankreich		24.5295-0526.3 331354	L= 525
			→	☐; 05/00→ 10/04		24.5263-0440.3 331282	L= 440
			→	☐; 05/00→ 10/04		24.5263-0441.3 331283	L= 440
			1.3 (SCP12_, NCP10_, SCP13_)	64	04/02→09/05	←	☐; → 08/05; Made in Japan
←	☐; → 08/05; Made in Japan					24.5277-0531.3 331003	L= 530
←	☐; → 08/05; Made in Frankreich					24.5295-0525.3 331353	L= 525
←	☐; → 08/05; Made in Frankreich					24.5295-0526.3 331354	L= 525
→	☐; → 08/05; + ABS; Made in Frankreich					24.5263-0592.3 331284	L= 325 L2= 290




























	kw			 	! #		
<b>TOYOTA - YARIS (P1_) 01/99→12/05</b>							
<b>Bremsschlauch</b>							
1.3 (SCP12_, NCP10_, SCP13_)	64	04/02→09/05	➔	☐; → 08/05; + ABS; Made in Frankreich		24.5263-0593.3 331285	L= 325 L2= 290
1.4 D-4D (NLP10_)	55	10/01→09/05	➔	☐; 12/01→ 08/05; Made in Japan		24.5277-0530.3 331002	L= 530
			➔	☐; 12/01→ 08/05; Made in Japan		24.5277-0531.3 331003	L= 530
			➔	☐; 12/01→ 08/05; Made in Frankreich		24.5295-0525.3 331353	L= 525
			➔	☐; 12/01→ 08/05; Made in Frankreich		24.5295-0526.3 331354	L= 525
			➔	☐; 12/01→ 08/05; + ABS; Made in Frankreich		24.5263-0592.3 331284	L= 325 L2= 290
			➔	☐; 12/01→ 08/05; + ABS; Made in Frankreich		24.5263-0593.3 331285	L= 325 L2= 290
			➔	☐; 12/01→ 08/05; Made in Japan		24.5263-0594.3 331286	L= 325 L2= 290
			➔	☐; 12/01→ 08/05; Made in Japan		24.5263-0595.3 331287	L= 325 L2= 290
1.5 (NCP13_)	77	01/03→11/05	➔	☐; → 08/05; Made in Japan		24.5277-0530.3 331002	L= 530
			➔	☐; → 08/05; Made in Japan		24.5277-0531.3 331003	L= 530
			➔	☐; → 08/05; Made in Frankreich		24.5295-0525.3 331353	L= 525
			➔	☐; → 08/05; Made in Frankreich		24.5295-0526.3 331354	L= 525
			➔	☐; → 08/05		24.5263-0594.3 331286	L= 325 L2= 290
			➔	☐; → 08/05		24.5263-0595.3 331287	L= 325 L2= 290
1.5 (NCP13_)	78	04/01→09/05	➔	☐; → 03/03; Made in Japan		24.5277-0530.3 331002	L= 530
			➔	☐; → 03/03; Made in Japan		24.5277-0531.3 331003	L= 530
			➔	☐; → 03/03; Made in Frankreich		24.5295-0525.3 331353	L= 525
			➔	☐; → 03/03; Made in Frankreich		24.5295-0526.3 331354	L= 525
			➔	☐; → 03/03		24.5263-0594.3 331286	L= 325 L2= 290
			➔	☐; → 03/03		24.5263-0595.3 331287	L= 325 L2= 290
1.5 (NCP13_)	110	03/00→07/05	➔	☐; 04/03→ 10/04; Made in Japan		24.5277-0530.3 331002	L= 530
			➔	☐; 04/03→ 10/04; Made in Japan		24.5277-0531.3 331003	L= 530
			➔	☐; 04/03→ 10/04; Made in Frankreich		24.5295-0525.3 331353	L= 525
			➔	☐; 04/03→ 10/04; Made in Frankreich		24.5295-0526.3 331354	L= 525
			➔	☐; 04/03→ 10/04		24.5263-0594.3 331286	L= 325 L2= 290
			➔	☐; 04/03→ 10/04		24.5263-0595.3 331287	L= 325 L2= 290
<b>TOYOTA - YARIS (P9_) 01/05→</b>							
<b>Bremssattel</b>							
1.0 GPL (KSP90_) 1.33 VVT-i (NSP90_)	51 73	01/06→ 07/10→	➔	☐; → 08/11; Made in Frankreich		11.9541-9569.2 220725	ATE Ø 54 - Halter
			➔	☐; → 08/11; Made in Frankreich		11.9541-9570.2 220726	ATE Ø 54 - Halter
			➔	☐; → 08/11; Made in Frankreich		11.9347-7005.2 220643	ATE Ø 34 - Halter
			➔	☐; → 08/11; Made in Frankreich		11.9347-7006.2 220644	ATE Ø 34 - Halter
1.0 VVT-i (KSP90_) 1.3 VVT-i (NCP90_) 1.3 VVT-i (SCP90_) 1.4 D-4D (NLP90_)	51 63 64 66	01/05→11/11 01/05→ 08/05→ 08/05→	➔	☐; 01/06→ 08/11; Made in Frankreich		11.9541-9569.2 220725	ATE Ø 54 - Halter
			➔	☐; 01/06→ 08/11; Made in Frankreich		11.9541-9570.2 220726	ATE Ø 54 - Halter
			➔	☐; 01/06→ 08/11; Made in Frankreich		11.9347-7005.2 220643	ATE Ø 34 - Halter
			➔	☐; 01/06→ 08/11; Made in Frankreich		11.9347-7006.2 220644	ATE Ø 34 - Halter
1.33 VVT-i (NSP90_)	74	11/08→	➔	☐; 03/09→ 08/11; Made in Frankreich		11.9541-9569.2 220725	ATE Ø 54 - Halter
			➔	☐; 03/09→ 08/11; Made in Frankreich		11.9541-9570.2 220726	ATE Ø 54 - Halter
			➔	☐; 03/09→ 08/11; Made in Frankreich		11.9347-7005.2 220643	ATE Ø 34 - Halter
			➔	☐; 03/09→ 08/11; Made in Frankreich		11.9347-7006.2 220644	ATE Ø 34 - Halter
1.3 4WD (NCP92_)	64	08/07→	➔	☐; Made in Frankreich		11.9541-9569.2 220725	ATE Ø 54 - Halter
			➔	☐; Made in Frankreich		11.9541-9570.2 220726	ATE Ø 54 - Halter
			➔	☐; Made in Frankreich		11.9347-7005.2 220643	ATE Ø 34 - Halter
			➔	☐; Made in Frankreich		11.9347-7006.2 220644	ATE Ø 34 - Halter
1.8 VVTi (ZSP90_)	98	01/07→12/11	➔	☐; → 08/11; Made in Frankreich		11.9347-7005.2 220643	ATE Ø 34 - Halter
			➔	☐; → 08/11; Made in Frankreich		11.9347-7006.2 220644	ATE Ø 34 - Halter
<b>Feder, Bremssattel</b>							
1.0 GPL (KSP90_) 1.33 VVT-i (NSP90_)	51 73	01/06→ 07/10→	➔	→ 08/11; Made in Frankreich	2	11.8116-0264.1 390594	ATE
			➔	→ 08/11; Made in Frankreich	2	11.8116-0340.1 390595	ATE
↓							










	kw			 	! #		
<b>TOYOTA - YARIS (P9) 01/05→</b>							
<b>Feder, Bremsattel</b>							
1.0 VVT-i (KSP90_)	51	01/05→11/11	←	01/06→ 08/11; Made in Frankreich	2	11.8116-0264.1	390594 ATE
1.3 VVT-i (NCP90_)	63	01/05→	→	01/06→ 08/11; Made in Frankreich	2	11.8116-0340.1	390595 ATE
1.3 VVT-i (SCP90_)	64	08/05→					
1.4 D-4D (NLP90_)	66	08/05→					
1.33 VVT-i (NSP90_)	74	11/08→	←	03/09→ 08/11; Made in Frankreich	2	11.8116-0264.1	390594 ATE
			→	03/09→ 08/11; Made in Frankreich	2	11.8116-0340.1	390595 ATE
1.3 4WD (NCP92_)	64	08/07→	←	Made in Frankreich	2	11.8116-0264.1	390594 ATE
			→	Made in Frankreich	2	11.8116-0340.1	390595 ATE
1.8 VVTi (ZSP90_)	98	01/07→12/11	→	→ 08/11; Made in Frankreich	2	11.8116-0340.1	390595 ATE
<b>Führungshülzensatz, Bremsattel</b>							
1.0 GPL (KSP90_)	51	01/06→	←	→ 08/11; Made in Frankreich		11.0101-5407.2	260011 ATE
1.33 VVT-i (NSP90_)	73	07/10→	→	→ 08/11; Made in Frankreich		11.0101-5407.2	260011 ATE
1.0 VVT-i (KSP90_)	51	01/05→11/11	←	01/06→ 08/11; Made in Frankreich		11.0101-5407.2	260011 ATE
1.3 VVT-i (NCP90_)	63	01/05→	→	01/06→ 08/11; Made in Frankreich		11.0101-5407.2	260011 ATE
1.3 VVT-i (SCP90_)	64	08/05→					
1.4 D-4D (NLP90_)	66	08/05→					
1.33 VVT-i (NSP90_)	74	11/08→	←	03/09→ 08/11; Made in Frankreich		11.0101-5407.2	260011 ATE
			→	03/09→ 08/11; Made in Frankreich		11.0101-5407.2	260011 ATE
1.3 4WD (NCP92_)	64	08/07→	←	Made in Frankreich		11.0101-5407.2	260011 ATE
			→	Made in Frankreich		11.0101-5407.2	260011 ATE
1.8 VVTi (ZSP90_)	98	01/07→12/11	→	→ 08/11; Made in Frankreich		11.0101-5407.2	260011 ATE
<b>Führungsbolzen, Bremsattel</b>							
1.0 GPL (KSP90_)	51	01/06→		→ 08/11; Made in Frankreich		11.8171-0008.1	990049 ATE
1.33 VVT-i (NSP90_)	73	07/10→					
1.8 VVTi (ZSP90_)	98	01/07→12/11					
1.0 VVT-i (KSP90_)	51	01/05→11/11		01/06→ 08/11; Made in Frankreich		11.8171-0008.1	990049 ATE
1.3 VVT-i (NCP90_)	63	01/05→					
1.3 VVT-i (SCP90_)	64	08/05→					
1.4 D-4D (NLP90_)	66	08/05→					
1.33 VVT-i (NSP90_)	74	11/08→		03/09→ 08/11; Made in Frankreich		11.8171-0008.1	990049 ATE
1.3 4WD (NCP92_)	64	08/07→		Made in Frankreich		11.8171-0008.1	990049 ATE
<b>Bremsschlauch</b>							
1.0 GPL (KSP90_)	51	01/06→	←	☐; → 08/11; Made in Japan		24.5265-0440.3	331351 L= 440
			←	☐; → 08/11; Made in Japan		24.5265-0441.3	331352 L= 440
			←	☐; → 08/11; Made in Frankreich		24.5286-0488.3	331221 L= 488
			←	☐; → 08/11; Made in Frankreich		24.5286-0489.3	331222 L= 488
			→	→ 08/11; Made in Japan	2	24.5235-0200.3	331280 L= 198
			→	☐; → 08/11; Made in Frankreich		24.5261-0195.3	331077 L= 195
			→	☐; → 08/11; Made in Frankreich		24.5261-0255.3	331078 L= 255
1.0 VVT-i (KSP90_)	51	01/05→11/11	←	☐; 01/06→ 08/11; Made in Japan		24.5265-0440.3	331351 L= 440
			←	☐; 01/06→ 08/11; Made in Japan		24.5265-0441.3	331352 L= 440
			←	☐; 01/06→ 08/11; Made in Frankreich		24.5286-0488.3	331221 L= 488
			←	☐; 01/06→ 08/11; Made in Frankreich		24.5286-0489.3	331222 L= 488
			→	01/06→ 08/11; Made in Japan	2	24.5235-0200.3	331280 L= 198
			→	☐; 01/06→ 08/11; Made in Frankreich		24.5261-0195.3	331077 L= 195
			→	☐; 01/06→ 08/11; Made in Frankreich		24.5261-0255.3	331078 L= 255
1.33 VVT-i (NSP90_)	73	07/10→	←	☐; → 08/11; Made in Frankreich		24.5286-0488.3	331221 L= 488
			←	☐; → 08/11; Made in Frankreich		24.5286-0489.3	331222 L= 488
			→	☐; → 08/11; Made in Frankreich		24.5261-0195.3	331077 L= 195
			→	☐; → 08/11; Made in Frankreich		24.5261-0255.3	331078 L= 255
1.33 VVT-i (NSP90_)	74	11/08→	←	☐; 03/09→ 08/11; Made in Frankreich		24.5286-0488.3	331221 L= 488
			←	☐; 03/09→ 08/11; Made in Frankreich		24.5286-0489.3	331222 L= 488
			→	☐; 03/09→ 08/11; Made in Frankreich		24.5261-0195.3	331077 L= 195
			→	☐; 03/09→ 08/11; Made in Frankreich		24.5261-0255.3	331078 L= 255
1.3 4WD (NCP92_)	64	08/07→	←	☐; Made in Frankreich		24.5286-0488.3	331221 L= 488
			←	☐; Made in Frankreich		24.5286-0489.3	331222 L= 488
			→	☐; Made in Frankreich		24.5261-0195.3	331077 L= 195



















	kw					! #		
<b>TOYOTA - YARIS (_P9_) 01/05→</b>								
 <b>Bremsschlauch</b>								
1.3 4WD (NCP92_)	64	08/07→	➔	☐; Made in Frankreich		24.5261-0255.3	331078	L= 255
1.3 VVT-i (NCP90_)	63	01/05→	➔	☐; 01/06→ 08/11; Made in Frankreich		24.5286-0488.3	331221	L= 488
1.3 VVT-i (SCP90_)	64	08/05→	➔	☐; 01/06→ 08/11; Made in Frankreich		24.5286-0489.3	331222	L= 488
1.4 D-4D (NLP90_)	66	08/05→	➔	☐; 01/06→ 08/11; Made in Frankreich		24.5261-0195.3	331077	L= 195
			➔	☐; 01/06→ 08/11; Made in Frankreich		24.5261-0255.3	331078	L= 255
1.8 VVTi (ZSP90_)	98	01/07→12/11	➔	☐; → 08/11; Made in Japan		24.5265-0440.3	331351	L= 440
			➔	☐; → 08/11; Made in Japan		24.5265-0441.3	331352	L= 440
			➔	→ 08/11; Made in Japan	2	24.5235-0200.3	331280	L= 198
<b>TOYOTA - YARIS (_P13_) 12/10→</b>								
 <b>Bremssattel</b>								
1.0 (KSP130_)	51	12/10→	➔	☐; 09/11→; Made in Frankreich		11.9541-9569.2	220725	ATE Ø 54 - Halter
1.3 4WD (NSP135_)	70	12/10→	➔	☐; 09/11→; Made in Frankreich		11.9541-9570.2	220726	ATE Ø 54 - Halter
			➔	☐; 09/11→; Made in Frankreich; + ESP		11.9347-7005.2	220643	ATE Ø 34 - Halter
			➔	☐; 09/11→; Made in Frankreich; + ESP		11.9347-7006.2	220644	ATE Ø 34 - Halter
1.3 (NCP130_)	63	08/11→	➔	☐; Made in Frankreich		11.9541-9569.2	220725	ATE Ø 54 - Halter
1.3 (NSP130_)	73	09/11→	➔	☐; Made in Frankreich		11.9541-9570.2	220726	ATE Ø 54 - Halter
			➔	☐; Made in Frankreich; + ESP		11.9347-7005.2	220643	ATE Ø 34 - Halter
			➔	☐; Made in Frankreich; + ESP		11.9347-7006.2	220644	ATE Ø 34 - Halter
1.4 D (NLP130_)	66	09/11→	➔	☐		11.9541-9569.2	220725	ATE Ø 54 - Halter
			➔	☐		11.9541-9570.2	220726	ATE Ø 54 - Halter
			➔	☐; + ESP		11.9347-7005.2	220643	ATE Ø 34 - Halter
			➔	☐; + ESP		11.9347-7006.2	220644	ATE Ø 34 - Halter
1.5 (NSP131_)	82	02/17→	➔	☐		11.9347-7005.2	220643	ATE Ø 34 - Halter
			➔	☐		11.9347-7006.2	220644	ATE Ø 34 - Halter
1.5 Hybrid (NHP130_)	54	04/15→	➔	☐; + ESP		11.9347-7005.2	220643	ATE Ø 34 - Halter
1.5 Hybrid (NHP130_)	55	03/12→	➔	☐; + ESP		11.9347-7006.2	220644	ATE Ø 34 - Halter
<b>Feder, Bremssattel</b>								
1.0 (KSP130_)	51	12/10→	➔	09/11→; Made in Frankreich	2	11.8116-0264.1	390594	ATE
1.3 4WD (NSP135_)	70	12/10→	➔			11.8116-0340.1	390595	ATE
1.3 (NCP130_)	63	08/11→	➔	Made in Frankreich	2	11.8116-0264.1	390594	ATE
1.3 (NSP130_)	73	09/11→	➔			11.8116-0340.1	390595	ATE
1.4 D (NLP130_)	66	09/11→	➔		2	11.8116-0264.1	390594	ATE
						11.8116-0340.1	390595	ATE
1.5 Hybrid (NHP130_)	54	04/15→	➔		2	11.8116-0340.1	390595	ATE
1.5 Hybrid (NHP130_)	55	03/12→	➔					
 <b>Bremsschlauch</b>								
1.0 (KSP130_)	51	12/10→	➔	☐; 09/11→; Made in Japan		24.5235-0200.3	331280	L= 198
1.3 4WD (NSP135_)	70	12/10→	➔					
1.3 (NCP130_)	63	08/11→	➔	☐; Made in Japan		24.5235-0200.3	331280	L= 198
1.3 (NSP130_)	73	09/11→	➔					
<b>TOYOTA - YARIS VERSO (_P2_) 08/99→09/05</b>								
 <b>Bremssattel</b>								
1.3 (NCP20_, NCP22_)	62	11/02→09/05	➔	☐; 01/03→		24.3511-1711.5	240379	Ø 51 - Halter
			➔	☐; 01/03→		24.3511-1712.5	240380	Ø 51 - Halter
1.3 (NCP20_, NCP22_)	63	08/99→10/02	➔	☐; 11/99→		24.3511-1711.5	240379	Ø 51 - Halter
			➔	☐; 11/99→		24.3511-1712.5	240380	Ø 51 - Halter
			➔	☐; 11/99→ 02/01; + ABS		24.3321-1701.5	240906	Ø 32 - Halter
			➔	☐; 11/99→ 02/01; + ABS		24.3321-1702.5	240907	Ø 32 - Halter
1.4 D-4D (NLP20_, NLP22_)	55	12/01→09/05	➔	☐		24.3511-1711.5	240379	Ø 51 - Halter
1.5 (NCP21_)	77	03/00→09/05	➔	☐		24.3511-1712.5	240380	Ø 51 - Halter
1.5 (NCP21_)	78	03/00→09/05	➔	☐; → 03/03		24.3511-1711.5	240379	Ø 51 - Halter
			➔	☐; → 03/03		24.3511-1712.5	240380	Ø 51 - Halter
			➔	☐; → 02/01; + ABS		24.3321-1701.5	240906	Ø 32 - Halter
↓								

	kw			 	! #		
<b>TOYOTA - YARIS VERSO ( _P2_ ) 08/99→09/05</b>							
 <b>Bremssattel</b>							
1.5 (NCP21_)	78	03/00→09/05	➔	☐; → 02/01; + ABS		24.3321-1702.5 240907	Ø 32 - Halter
1.5 4WD (NCP21_)	78	03/00→09/05	➔	☐		24.3511-1711.5 240379	Ø 51 - Halter
			➔	☐		24.3511-1712.5 240380	Ø 51 - Halter
			➔	☐; → 02/01; + ABS		24.3321-1701.5 240906	Ø 32 - Halter
			➔	☐; → 02/01; + ABS		24.3321-1702.5 240907	Ø 32 - Halter
 <b>Bremsschlauch</b>							
1.3 (NCP20_, NCP22_)	62	11/02→09/05	➔	☐; 01/03→		24.5277-0530.3 331002	L= 530
			➔	☐; 01/03→		24.5277-0531.3 331003	L= 530
			➔	01/03→	2	24.5261-0291.3 330994	L= 291
1.3 (NCP20_, NCP22_)	63	08/99→10/02	➔	☐; 11/99→		24.5277-0530.3 331002	L= 530
			➔	☐; 11/99→		24.5277-0531.3 331003	L= 530
			➔	11/99→	2	24.5261-0291.3 330994	L= 291
1.4 D-4D (NLP20_, NLP22_)	55	12/01→09/05	➔	☐		24.5277-0530.3 331002	L= 530
1.5 (NCP21_)	77	03/00→09/05	➔	☐		24.5277-0531.3 331003	L= 530
1.5 4WD (NCP21_)	78	03/00→09/05	➔		2	24.5261-0291.3 330994	L= 291
1.5 (NCP21_)	78	03/00→09/05	➔	☐; → 03/03		24.5277-0530.3 331002	L= 530
			➔	☐; → 03/03		24.5277-0531.3 331003	L= 530
			➔	→ 03/03	2	24.5261-0291.3 330994	L= 291
<b>VAUXHALL - ADAM (M13) 10/12→</b>							
 <b>Bremssattel</b>							
1.0 1.4 S	85 110	07/14→ 11/14→	➔	☐; für Bremsscheibendurchmesser [mm]: 257		24.3541-1769.5 240601	BOS Ø 54 - Halter
			➔	☐; für Bremsscheibendurchmesser [mm]: 257		24.3541-1770.5 240602	BOS Ø 54 - Halter
			➔	☐; für Bremsscheibendurchmesser [mm]: 308; für Fahrzeuge ohne Sportpaket		24.3571-9823.5 240499	ATE Ø 57 - Halter
			➔	☐; für Bremsscheibendurchmesser [mm]: 308; für Fahrzeuge ohne Sportpaket		24.3571-9824.5 240500	ATE Ø 57 - Halter
1.2 1.4 1.4	51 64 74	10/12→ 10/12→ 10/12→	➔	☐; 01/13→; für Bremsscheibendurchmesser [mm]: 257		24.3541-1769.5 240601	BOS Ø 54 - Halter
			➔	☐; 01/13→; für Bremsscheibendurchmesser [mm]: 257		24.3541-1770.5 240602	BOS Ø 54 - Halter
			➔	☐; 01/13→; für Bremsscheibendurchmesser [mm]: 308; für Fahrzeuge ohne Sportpaket		24.3571-9823.5 240499	ATE Ø 57 - Halter
			➔	☐; 01/13→; für Bremsscheibendurchmesser [mm]: 308; für Fahrzeuge ohne Sportpaket		24.3571-9824.5 240500	ATE Ø 57 - Halter
 <b>Bremsschlauch</b>							
1.0 1.4 S	85 110	07/14→ 11/14→	➔	am Bremssattel; Scheibenbremse	2	24.5112-0142.3 331016	L= 142
1.2 1.4 1.4	51 64 74	10/12→ 10/12→ 10/12→	➔	am Bremssattel; 01/13→; Scheibenbremse	2	24.5112-0142.3 331016	L= 142
<b>VAUXHALL - AGILA Mk I (A) (H00) 02/00→03/08</b>							
 <b>Bremssattel</b>							
1.0 12V 1.2 16V Twinport	43 59	09/00→08/05 07/04→11/06	➔	☐; → 3G002367		24.3481-1757.5 240325	TRW Ø 48 - Halter
			➔	☐; → 3G002367		24.3481-1758.5 240326	BOS Ø 48 - Halter
			➔	☐; 3G002368→		24.3481-1777.5 240451	Ø 48 - Halter
			➔	☐; 3G002368→		24.3481-1778.5 240452	Ø 48 - Halter
1.0 12V	44	02/00→11/06	➔	☐; 09/00→; → 3G002367		24.3481-1757.5 240325	TRW Ø 48 - Halter
			➔	☐; 09/00→; → 3G002367		24.3481-1758.5 240326	BOS Ø 48 - Halter
			➔	☐; 3G002368→		24.3481-1777.5 240451	Ø 48 - Halter
↓							








	kw					! #		
<b>VAUXHALL - AGILA Mk I (A) (H00) 02/00→03/08</b>								
 <b>Bremssattel</b>								
1.0 12V	44	02/00→11/06	←	☐; 3G002368→		24.3481-1778.5	240452	Ø 48 - Halter
1.2 16V	55	09/00→03/08	←	☐; → 3G002367		24.3481-1757.5	240325	TRW Ø 48 - Halter
			←	☐; → 3G002367		24.3481-1758.5	240326	BOS Ø 48 - Halter
			←	☐; 3G002368→; → 07/07		24.3481-1777.5	240451	Ø 48 - Halter
			←	☐; 3G002368→; → 07/07		24.3481-1778.5	240452	Ø 48 - Halter
 <b>Bremsschlauch</b>								
1.0 12V	43	09/00→08/05	←		2	24.5291-0430.3	331084	L= 430
1.2 16V Twinport	59	07/04→11/06	→		2	24.5247-0280.3	330700	L= 280
1.0 12V	44	02/00→11/06	←	09/00→	2	24.5291-0430.3	331084	L= 430
			→	09/00→	2	24.5247-0280.3	330700	L= 280
1.2 16V	55	09/00→03/08	←	→ 07/07	2	24.5291-0430.3	331084	L= 430
			→	→ 07/07	2	24.5247-0280.3	330700	L= 280
<b>VAUXHALL - AGILA Mk II (B) (H08) 01/08→11/14</b>								
 <b>Bremssattel</b>								
1.0 12V	48	01/08→11/14	←	☐		24.3541-1821.7	220695	TRW Ø 54 - Halter
1.0 i	50	08/11→11/14	←	☐		24.3541-1822.7	220696	TRW Ø 54 - Halter
1.2 i 16V	63	01/08→11/14	←	☐				
1.2 i 16V	69	01/08→11/14	←	☐				
1.3 CDTI	55	01/08→11/14	←	☐				
<b>VAUXHALL - AMPERA (R12) 03/12→</b>								
 <b>Bremssattel</b>								
EV 150 (D1JOI)	111	03/12→	←	☐		11.9601-2601.2	220913	ATE Ø 60 - Halter
			←	☐		11.9601-2602.2	220914	ATE Ø 60 - Halter
			→	☐; + eFSB		11.9382-7001.2	220889	ATE Ø 38 - Halter
			→	☐; + eFSB		11.9382-7002.2	220890	ATE Ø 38 - Halter
<b>Halter, Bremssattel</b>								
EV 150 (D1JOI)	111	03/12→	→			11.8170-1106.1	260113	ATE
<b>Zubehörsatz, Bremssattel</b>								
EV 150 (D1JOI)	111	03/12→				11.0103-0001.2	250156	ATE
				08.2012→		11.0103-0002.2	250157	ATE
 <b>Bremsschlauch</b>								
EV 150 (D1JOI)	111	03/12→	←		2	24.5176-0400.3	331492	L= 400
<b>VAUXHALL - ASTRA Mk III (F) Cabriolet (T92) 03/93→03/01</b>								
 <b>Bremssattel</b>								
1.4 i	60	05/93→03/01	←	☐		24.3481-9871.5	240677	ATE Ø 48 - Halter
1.4 i 16V	66	01/96→03/01	←	☐		24.3481-9872.5	240678	ATE Ø 48 - Halter
1.6 i	52	03/93→08/96	←	☐		24.3481-9871.5	240677	ATE Ø 48 - Halter
						24.3521-1701.5	240001	ATE Ø 52 - Halter
			←	☐		24.3481-9872.5	240678	ATE Ø 48 - Halter
						24.3521-1702.5	240002	ATE Ø 52 - Halter
1.6 i	55	01/96→03/01	←	☐		24.3481-9871.5	240677	ATE Ø 48 - Halter
			←	☐		24.3481-9872.5	240678	ATE Ø 48 - Halter
			←	☐; → 09/98		24.3521-1701.5	240001	ATE Ø 52 - Halter
			←	☐; → 09/98		24.3521-1702.5	240002	ATE Ø 52 - Halter
1.8	92	09/94→08/96	←	☐		24.3521-1701.5	240001	ATE Ø 52 - Halter
			←	☐		24.3521-1702.5	240002	ATE Ø 52 - Halter
			→	☐		13.2351-0013.2	210010	ATE Ø 35
			→	☐		13.2351-0014.2	210011	ATE Ø 35
			→	☐		24.9235-0013.5	230001	ATE Ø 35
			→	☐		24.9235-0014.5	230002	ATE Ø 35
1.8 16V	85	11/94→03/01	←	☐		24.3521-1701.5	240001	ATE Ø 52 - Halter
↓								










	kw			 	! #		
<b>VAUXHALL - ASTRA Mk III (F) Cabriolet (T92) 03/93→03/01</b>							
<b> Bremssattel</b>							
1.8 16V	85	11/94→03/01	←	☐; → 09/98		24.3521-1701.5 240001	ATE Ø 52 - Halter
			←	☐		24.3521-1702.5 240002	ATE Ø 52 - Halter
			←	☐; → 09/98		24.3521-1702.5 240002	ATE Ø 52 - Halter
2.0 i 16V	100	01/94→02/98	←	☐; → 10/94		24.3521-1701.5 240001	ATE Ø 52 - Halter
			←	☐; → 10/94		24.3521-1702.5 240002	ATE Ø 52 - Halter
<b>Feder, Bremssattel</b>							
1.4 i	60	05/93→03/01	←		2	11.8116-0129.1 390591	ATE
1.4 i 16V	66	01/96→03/01					
1.6 i	52	03/93→08/96			2	11.8116-0097.1 390590	ATE
			←		2	11.8116-0129.1 390591	ATE
1.6 i	55	01/96→03/01		→ 09/98	2	11.8116-0097.1 390590	ATE
			←		2	11.8116-0129.1 390591	ATE
1.8	92	09/94→08/96			2	11.8116-0097.1 390590	ATE
1.8 16V	85	11/94→03/01		→ 09/98	2	11.8116-0097.1 390590	ATE
					2	11.8116-0097.1 390590	ATE
2.0 i 16V	100	01/94→02/98		→ 10/94	2	11.8116-0097.1 390590	ATE
<b>Führungshülzensatz, Bremssattel</b>							
1.4 i	60	05/93→03/01	←			11.0101-5407.2 260011	ATE
1.4 i 16V	66	01/96→03/01					
1.6 i	52	03/93→08/96					
1.8	92	09/94→08/96					
1.6 i	55	01/96→03/01	←			11.0101-5407.2 260011	ATE
1.8 16V	85	11/94→03/01	←	→ 09/98		11.0101-5407.2 260011	ATE
			←	→ 10/94		11.0101-5407.2 260011	ATE
2.0 i 16V	100	01/94→02/98	←	→ 10/94		11.0101-5407.2 260011	ATE
<b>Führungsbolzen, Bremssattel</b>							
1.4 i	60	05/93→03/01	←			11.8171-0008.1 990049	ATE
1.4 i 16V	66	01/96→03/01					
1.6 i	52	03/93→08/96				11.8171-0008.1 990049	ATE
			←			11.8171-0008.1 990049	ATE
1.6 i	55	01/96→03/01		→ 09/98		11.8171-0008.1 990049	ATE
			←			11.8171-0008.1 990049	ATE
1.8	92	09/94→08/96				11.8171-0008.1 990049	ATE
1.8 16V	85	11/94→03/01		→ 09/98		11.8171-0008.1 990049	ATE
						11.8171-0008.1 990049	ATE
2.0 i 16V	100	01/94→02/98		→ 10/94		11.8171-0008.1 990049	ATE
<b>Dichtungssatz, Bremssattel</b>							
1.4 i	60	05/93→03/01	←			11.0441-4811.2 250024	ATE
1.4 i 16V	66	01/96→03/01					
1.6 i	52	03/93→08/96	←			11.0441-4811.2 250024	ATE
			←			11.0441-5202.2 250026	ATE
1.6 i	55	01/96→03/01	←			11.0441-4811.2 250024	ATE
			←	→ 09/98		11.0441-5202.2 250026	ATE
1.8	92	09/94→08/96	←			11.0441-5202.2 250026	ATE
			→			13.0441-3506.2 250052	ATE
1.8 16V	85	11/94→03/01	←			11.0441-5202.2 250026	ATE
			←	→ 09/98		11.0441-5202.2 250026	ATE
2.0 i 16V	100	01/94→02/98	←	→ 10/94		11.0441-5202.2 250026	ATE
<b> Bremsschlauch</b>							
1.4 i	60	05/93→03/01	←	→ 09/98	2	24.5298-0322.3 331314	L= 322
1.4 i 16V	66	01/96→03/01					
1.6 i	55	01/96→03/01					
1.8 16V	85	11/94→03/01					
1.6 i	52	03/93→08/96	←		2	24.5298-0322.3 331314	L= 322
1.8	92	09/94→08/96	←		2	24.5298-0322.3 331314	L= 322
			→		2	24.5117-0195.3 330565	L= 198








	kw			 	! #		
<b>VAUXHALL - ASTRA Mk III (F) CC (T92) 09/91→02/98</b>							
<b> Bremssattel</b>							
1.4 i 1.4 S	44 55	09/91→02/98 09/91→02/98	←	☐; 10/91→		24.3481-1733.5 240213	ATE Ø 48 - Halter
			←	☐; 10/91→		24.3481-1734.5 240214	ATE Ø 48 - Halter
1.4 i	60	03/92→02/98	←	☐; Schaltgetriebe; nicht für Fahrzeuge mit verstärkter Bremse		24.3481-1733.5 240213	ATE Ø 48 - Halter
			←	☐; Schaltgetriebe; nicht für Fahrzeuge mit verstärkter Bremse		24.3481-1734.5 240214	ATE Ø 48 - Halter
			←	☐; Vollautomatik; nicht für Fahrzeuge mit verstärkter Bremse		24.3481-9871.5 240677	ATE Ø 48 - Halter
			←	☐; Vollautomatik; nicht für Fahrzeuge mit verstärkter Bremse		24.3481-9872.5 240678	ATE Ø 48 - Halter
			←	☐; für Fahrzeuge mit verstärkter Bremse		24.3521-1701.5 240001	ATE Ø 52 - Halter
			←	☐; für Fahrzeuge mit verstärkter Bremse		24.3521-1702.5 240002	ATE Ø 52 - Halter
1.4 i 16V 1.7 D 1.7 TD 1.7 TD	66 42 50 60	02/96→02/98 12/91→02/98 08/94→02/98 12/91→02/98	←	☐; nicht für Fahrzeuge mit verstärkter Bremse		24.3481-9871.5 240677	ATE Ø 48 - Halter
			←	☐; nicht für Fahrzeuge mit verstärkter Bremse		24.3481-9872.5 240678	ATE Ø 48 - Halter
			←	☐; für Fahrzeuge mit verstärkter Bremse		24.3521-1701.5 240001	ATE Ø 52 - Halter
			←	☐; für Fahrzeuge mit verstärkter Bremse		24.3521-1702.5 240002	ATE Ø 52 - Halter
1.6 i	52	02/93→12/96	←	☐; Schaltgetriebe		24.3481-1733.5 240213	ATE Ø 48 - Halter
			←	☐; Schaltgetriebe		24.3481-1734.5 240214	ATE Ø 48 - Halter
			←	☐; Vollautomatik		24.3481-9871.5 240677	ATE Ø 48 - Halter
			←	☐; Vollautomatik		24.3481-9872.5 240678	ATE Ø 48 - Halter
			←	☐		24.3521-1701.5 240001	ATE Ø 52 - Halter
			←	☐		24.3521-1702.5 240002	ATE Ø 52 - Halter
1.6 i	55	09/91→02/98	←	☐; 10/91→; Schaltgetriebe		24.3481-1733.5 240213	ATE Ø 48 - Halter
			←	☐; 10/91→; Schaltgetriebe		24.3481-1734.5 240214	ATE Ø 48 - Halter
			←	☐; 10/91→; Vollautomatik		24.3481-9871.5 240677	ATE Ø 48 - Halter
			←	☐; 10/91→; Vollautomatik		24.3481-9872.5 240678	ATE Ø 48 - Halter
			←	☐; 10/91→		24.3521-1701.5 240001	ATE Ø 52 - Halter
			←	☐; 10/91→		24.3521-1702.5 240002	ATE Ø 52 - Halter
1.6 i 1.6 i 16V	74 74	03/92→02/98 01/94→02/98	←	☐		24.3481-9871.5 240677	ATE Ø 48 - Halter
						24.3521-1701.5 240001	ATE Ø 52 - Halter
			←	☐		24.3481-9872.5 240678	ATE Ø 48 - Halter
					24.3521-1702.5 240002	ATE Ø 52 - Halter	
1.8 i	66	09/91→02/98	←	☐; 10/91→		24.3481-9871.5 240677	ATE Ø 48 - Halter
						24.3521-1701.5 240001	ATE Ø 52 - Halter
			←	☐; 10/91→		24.3481-9872.5 240678	ATE Ø 48 - Halter
					24.3521-1702.5 240002	ATE Ø 52 - Halter	
1.8 i 16V 2.0 i 16V	85 100	09/94→02/98 01/94→02/98	←	☐		24.3521-1701.5 240001	ATE Ø 52 - Halter
			←	☐		24.3521-1702.5 240002	ATE Ø 52 - Halter
1.8 i 16V	92	09/94→02/98	←	☐		24.3521-1701.5 240001	ATE Ø 52 - Halter
			←	☐		24.3521-1702.5 240002	ATE Ø 52 - Halter
			→	☐		13.2351-0013.2 210010	ATE Ø 35
			→	☐		13.2351-0014.2 210011	ATE Ø 35
			→	☐		24.9235-0013.5 230001	ATE Ø 35
			→	☐		24.9235-0014.5 230002	ATE Ø 35
			→	☐			
2.0 i	85	09/91→02/98	←	☐; 10/91→		24.3521-1701.5 240001	ATE Ø 52 - Halter
			←	☐; 10/91→		24.3521-1702.5 240002	ATE Ø 52 - Halter
2.0 i 16V	110	09/91→02/98	←	☐; 10/91→		24.3521-1701.5 240001	ATE Ø 52 - Halter
			←	☐; 10/91→		24.3521-1702.5 240002	ATE Ø 52 - Halter
			→	☐; 10/91→		13.2351-0013.2 210010	ATE Ø 35
			→	☐; 10/91→		13.2351-0014.2 210011	ATE Ø 35
			→	☐; 10/91→		24.9235-0013.5 230001	ATE Ø 35
↓							










	kw			 	! #		
<b>VAUXHALL - ASTRA Mk III (F) CC (T92) 09/91→02/98</b>							
<b> Bremssattel</b>							
2.0 i 16V	110	09/91→02/98	➔	☐; 10/91→		24.9235-0014.5 230002	ATE Ø 35
<b>Feder, Bremssattel</b>							
1.4 i 1.4 S	44 55	09/91→02/98 09/91→02/98	←	10/91→	2	11.8116-0129.1 390591	ATE
1.4 i	60	03/92→02/98		für Fahrzeuge mit verstärkter Bremse	2	11.8116-0097.1 390590	ATE
			←	Schaltgetriebe; nicht für Fahrzeuge mit verstärkter Bremse	2	11.8116-0129.1 390591	ATE
			←	Vollautomatik; nicht für Fahrzeuge mit verstärkter Bremse	2	11.8116-0129.1 390591	ATE
1.4 i 16V 1.7 D 1.7 TD 1.7 TD	66 42 50 60	02/96→02/98 12/91→02/98 08/94→02/98 12/91→02/98	←	für Fahrzeuge mit verstärkter Bremse nicht für Fahrzeuge mit verstärkter Bremse	2	11.8116-0097.1 390590 11.8116-0129.1 390591	ATE ATE
1.6 i	52	02/93→12/96			2	11.8116-0097.1 390590	ATE
			←	Vollautomatik	2	11.8116-0129.1 390591	ATE
			←	Schaltgetriebe	2	11.8116-0129.1 390591	ATE
1.6 i	55	09/91→02/98		10/91→	2	11.8116-0097.1 390590	ATE
			←	10/91→; Schaltgetriebe	2	11.8116-0129.1 390591	ATE
			←	10/91→; Vollautomatik	2	11.8116-0129.1 390591	ATE
1.6 i 1.6 i 16V	74 74	03/92→02/98 01/94→02/98	←		2	11.8116-0097.1 390590	ATE
			←		2	11.8116-0129.1 390591	ATE
1.8 i	66	09/91→02/98		10/91→	2	11.8116-0097.1 390590	ATE
			←	10/91→	2	11.8116-0129.1 390591	ATE
1.8 i 16V 1.8 i 16V 2.0 i 16V	85 92 100	09/94→02/98 09/94→02/98 01/94→02/98			2	11.8116-0097.1 390590	ATE
2.0 i 2.0 i 16V	85 110	09/91→02/98 09/91→02/98		10/91→	2	11.8116-0097.1 390590	ATE
<b>Führungshülzensatz, Bremssattel</b>							
1.4 i 1.4 S 1.8 i 2.0 i 2.0 i 16V	44 55 66 85 110	09/91→02/98 09/91→02/98 09/91→02/98 09/91→02/98 09/91→02/98	←	10/91→		11.0101-5407.2 260011	ATE
1.4 i	60	03/92→02/98	←	Schaltgetriebe; nicht für Fahrzeuge mit verstärkter Bremse		11.0101-5407.2 260011	ATE
			←	Vollautomatik; nicht für Fahrzeuge mit verstärkter Bremse		11.0101-5407.2 260011	ATE
			←	für Fahrzeuge mit verstärkter Bremse		11.0101-5407.2 260011	ATE
1.4 i 16V 1.6 i 1.6 i 16V 1.7 D 1.7 TD 1.7 TD 1.8 i 16V 1.8 i 16V 2.0 i 16V	66 74 74 42 50 60 85 92 100	02/96→02/98 03/92→02/98 01/94→02/98 12/91→02/98 08/94→02/98 12/91→02/98 09/94→02/98 09/94→02/98 01/94→02/98	←			11.0101-5407.2 260011	ATE
1.6 i	52	02/93→12/96	←			11.0101-5407.2 260011	ATE
			←	Schaltgetriebe		11.0101-5407.2 260011	ATE
			←	Vollautomatik		11.0101-5407.2 260011	ATE
1.6 i	55	09/91→02/98	←	10/91→; Schaltgetriebe		11.0101-5407.2 260011	ATE
			←	10/91→; Vollautomatik		11.0101-5407.2 260011	ATE
			←	10/91→		11.0101-5407.2 260011	ATE
<b>Führungsbolzen, Bremssattel</b>							
1.4 i 1.4 S	44 55	09/91→02/98 09/91→02/98	←	10/91→		11.8171-0008.1 990049	ATE
1.4 i	60	03/92→02/98		für Fahrzeuge mit verstärkter Bremse		11.8171-0008.1 990049	ATE
			←	Schaltgetriebe; nicht für Fahrzeuge mit verstärkter Bremse		11.8171-0008.1 990049	ATE
↓							
















	kw			 	! #		
<b>VAUXHALL - ASTRA Mk III (F) CC (T92) 09/91→02/98</b>							
<b>Führungsbolzen, Bremssattel</b>							
1.4 i	60	03/92→02/98	←	Vollautomatik; nicht für Fahrzeuge mit verstärkter Bremse		11.8171-0008.1 990049	ATE
1.4 i 16V	66	02/96→02/98		für Fahrzeuge mit verstärkter Bremse		11.8171-0008.1 990049	ATE
1.7 D	42	12/91→02/98	←	nicht für Fahrzeuge mit verstärkter Bremse		11.8171-0008.1 990049	ATE
1.7 TD	50	08/94→02/98					
1.7 TD	60	12/91→02/98					
1.6 i	52	02/93→12/96				11.8171-0008.1 990049	ATE
			←	Vollautomatik		11.8171-0008.1 990049	ATE
			←	Schaltgetriebe		11.8171-0008.1 990049	ATE
1.6 i	55	09/91→02/98		10/91→		11.8171-0008.1 990049	ATE
			←	10/91→; Schaltgetriebe		11.8171-0008.1 990049	ATE
			←	10/91→; Vollautomatik		11.8171-0008.1 990049	ATE
1.6 i	74	03/92→02/98				11.8171-0008.1 990049	ATE
1.6 i 16V	74	01/94→02/98	←			11.8171-0008.1 990049	ATE
1.8 i	66	09/91→02/98		10/91→		11.8171-0008.1 990049	ATE
			←	10/91→		11.8171-0008.1 990049	ATE
1.8 i 16V	85	09/94→02/98				11.8171-0008.1 990049	ATE
1.8 i 16V	92	09/94→02/98					
2.0 i 16V	100	01/94→02/98					
2.0 i	85	09/91→02/98		10/91→		11.8171-0008.1 990049	ATE
2.0 i 16V	110	09/91→02/98					
<b>Dichtungssatz, Bremssattel</b>							
1.4 i	44	09/91→02/98	←	10/91→		11.0441-4811.2 250024	ATE
1.4 S	55	09/91→02/98					
1.4 i	60	03/92→02/98	←	Schaltgetriebe; nicht für Fahrzeuge mit verstärkter Bremse		11.0441-4811.2 250024	ATE
			←	Vollautomatik; nicht für Fahrzeuge mit verstärkter Bremse		11.0441-4811.2 250024	ATE
			←	für Fahrzeuge mit verstärkter Bremse		11.0441-5202.2 250026	ATE
1.4 i 16V	66	02/96→02/98	←	nicht für Fahrzeuge mit verstärkter Bremse		11.0441-4811.2 250024	ATE
1.7 D	42	12/91→02/98					
1.7 TD	50	08/94→02/98	←	für Fahrzeuge mit verstärkter Bremse		11.0441-5202.2 250026	ATE
1.7 TD	60	12/91→02/98					
1.6 i	52	02/93→12/96	←	Schaltgetriebe		11.0441-4811.2 250024	ATE
			←	Vollautomatik		11.0441-4811.2 250024	ATE
			←			11.0441-5202.2 250026	ATE
1.6 i	55	09/91→02/98	←	10/91→; Schaltgetriebe		11.0441-4811.2 250024	ATE
			←	10/91→; Vollautomatik		11.0441-4811.2 250024	ATE
			←	10/91→		11.0441-5202.2 250026	ATE
1.6 i	74	03/92→02/98	←			11.0441-4811.2 250024	ATE
1.6 i 16V	74	01/94→02/98				11.0441-5202.2 250026	ATE
1.8 i	66	09/91→02/98	←	10/91→		11.0441-4811.2 250024	ATE
						11.0441-5202.2 250026	ATE
1.8 i 16V	85	09/94→02/98	←			11.0441-5202.2 250026	ATE
2.0 i 16V	100	01/94→02/98					
1.8 i 16V	92	09/94→02/98	←			11.0441-5202.2 250026	ATE
			→			13.0441-3506.2 250052	ATE
2.0 i	85	09/91→02/98	←	10/91→		11.0441-5202.2 250026	ATE
2.0 i 16V	110	09/91→02/98	←	10/91→		11.0441-5202.2 250026	ATE
			→	10/91→		13.0441-3506.2 250052	ATE
<b>Bremsschlauch</b>							
1.4 i	44	09/91→02/98	←	10/91→	2	24.5298-0322.3 331314	L= 322
1.4 S	55	09/91→02/98					
1.6 i	55	09/91→02/98	→	10/91→	2	24.5117-0195.3 330565	L= 198
1.8 i	66	09/91→02/98					
2.0 i	85	09/91→02/98					
2.0 i 16V	110	09/91→02/98					
1.4 i	60	03/92→02/98	←		2	24.5298-0322.3 331314	L= 322
1.4 i 16V	66	02/96→02/98					
1.6 i	52	02/93→12/96	→		2	24.5117-0195.3 330565	L= 198
1.6 i	74	03/92→02/98					
1.6 i 16V	74	01/94→02/98					
1.7 D	42	12/91→02/98					
			↓				

	kw			 	! #		
<b>VAUXHALL - ASTRA Mk III (F) CC (T92) 09/91→02/98</b>							
 <b>Bremsschlauch</b>							
1.7 TD	60	12/91→02/98	←		2	24.5298-0322.3 331314	L= 322
1.8 i 16V	85	09/94→02/98					
1.8 i 16V	92	09/94→02/98	→		2	24.5117-0195.3 330565	L= 198
1.7 TD	50	08/94→02/98	←		2	24.5298-0322.3 331314	L= 322
<b>VAUXHALL - ASTRA Mk III (F) Kombi (T92) 03/91→12/98</b>							
 <b>Bremssattel</b>							
1.4 i	44	09/91→02/98	←	☐; 10/91→		24.3481-1733.5 240213	ATE Ø 48 - Halter
			←	☐; 10/91→		24.3481-1734.5 240214	ATE Ø 48 - Halter
1.4 i	60	03/91→02/98	←	☐; 10/91→; Schaltgetriebe; nicht für Fahrzeuge mit verstärkter Bremse		24.3481-1733.5 240213	ATE Ø 48 - Halter
			←	☐; 10/91→; Schaltgetriebe; nicht für Fahrzeuge mit verstärkter Bremse		24.3481-1734.5 240214	ATE Ø 48 - Halter
			←	☐; 10/91→; Vollautomatik; nicht für Fahrzeuge mit verstärkter Bremse		24.3481-9871.5 240677	ATE Ø 48 - Halter
			←	☐; 10/91→; Vollautomatik; nicht für Fahrzeuge mit verstärkter Bremse		24.3481-9872.5 240678	ATE Ø 48 - Halter
			←	☐; 10/91→; für Fahrzeuge mit verstärkter Bremse		24.3521-1701.5 240001	ATE Ø 52 - Halter
			←	☐; 10/91→; für Fahrzeuge mit verstärkter Bremse		24.3521-1702.5 240002	ATE Ø 52 - Halter
1.4 i 16V	66	02/96→01/98	←	☐;		24.3481-9871.5 240677	ATE Ø 48 - Halter
1.7 D	42	12/91→02/98		nicht für Fahrzeuge mit verstärkter Bremse			
1.7 TD	50	01/94→02/98					
1.7 TD	60	12/91→02/98	←	☐;		24.3481-9872.5 240678	ATE Ø 48 - Halter
			←	☐; für Fahrzeuge mit verstärkter Bremse		24.3521-1701.5 240001	ATE Ø 52 - Halter
			←	☐; für Fahrzeuge mit verstärkter Bremse		24.3521-1702.5 240002	ATE Ø 52 - Halter
1.6 i	52	07/94→02/98	←	☐		24.3481-9871.5 240677	ATE Ø 48 - Halter
			←	☐		24.3521-1701.5 240001	ATE Ø 52 - Halter
			←	☐		24.3481-9872.5 240678	ATE Ø 48 - Halter
			←	☐		24.3521-1702.5 240002	ATE Ø 52 - Halter
1.6 i	55	09/91→12/98	←	☐; 10/91→ 09/98		24.3481-9871.5 240677	ATE Ø 48 - Halter
			←	☐; 10/91→ 09/98		24.3521-1701.5 240001	ATE Ø 52 - Halter
			←	☐; 10/91→ 09/98		24.3481-9872.5 240678	ATE Ø 48 - Halter
			←	☐; 10/91→ 09/98		24.3521-1702.5 240002	ATE Ø 52 - Halter
1.6 i 16V	74	01/94→02/98	←	☐		24.3521-1701.5 240001	ATE Ø 52 - Halter
1.8 i 16V	85	09/94→02/98	←	☐		24.3521-1702.5 240002	ATE Ø 52 - Halter
1.8 i 16V	92	09/94→02/98	←	☐		24.3521-1702.5 240002	ATE Ø 52 - Halter
2.0 i 16V	100	01/94→02/98	←	☐		24.3521-1702.5 240002	ATE Ø 52 - Halter
1.8 i	66	09/91→02/98	←	☐; 10/91→		24.3481-9871.5 240677	ATE Ø 48 - Halter
			←	☐; 10/91→		24.3521-1701.5 240001	ATE Ø 52 - Halter
			←	☐; 10/91→		24.3481-9872.5 240678	ATE Ø 48 - Halter
			←	☐; 10/91→		24.3521-1702.5 240002	ATE Ø 52 - Halter
2.0 i	85	09/91→02/98	←	☐; 10/91→		24.3521-1701.5 240001	ATE Ø 52 - Halter
			←	☐; 10/91→		24.3521-1702.5 240002	ATE Ø 52 - Halter
<b>Feder, Bremssattel</b>							
1.4 i	44	09/91→02/98	←	10/91→	2	11.8116-0129.1 390591	ATE
1.4 i	60	03/91→02/98		10/91→; für Fahrzeuge mit verstärkter Bremse	2	11.8116-0097.1 390590	ATE
			←	10/91→; Schaltgetriebe; nicht für Fahrzeuge mit verstärkter Bremse	2	11.8116-0129.1 390591	ATE
			←	10/91→; Vollautomatik; nicht für Fahrzeuge mit verstärkter Bremse	2	11.8116-0129.1 390591	ATE
1.4 i 16V	66	02/96→01/98		für Fahrzeuge mit verstärkter Bremse	2	11.8116-0097.1 390590	ATE
1.7 D	42	12/91→02/98					
1.7 TD	50	01/94→02/98	←	nicht für Fahrzeuge mit verstärkter Bremse	2	11.8116-0129.1 390591	ATE
1.7 TD	60	12/91→02/98					
1.6 i	52	07/94→02/98			2	11.8116-0097.1 390590	ATE
			←		2	11.8116-0129.1 390591	ATE
↓							








	kw			 	! #		
<b>VAUXHALL - ASTRA Mk III (F) Kombi (T92) 03/91→12/98</b>							
<b>Feder, Bremssattel</b>							
1.6 i	55	09/91→12/98		10/91→ 09/98	2	11.8116-0097.1 390590	ATE
			←	10/91→ 09/98	2	11.8116-0129.1 390591	ATE
1.6 i 16V	74	01/94→02/98			2	11.8116-0097.1 390590	ATE
1.8 i 16V	85	09/94→02/98					
1.8 i 16V	92	09/94→02/98					
2.0 i 16V	100	01/94→02/98					
1.8 i	66	09/91→02/98		10/91→	2	11.8116-0097.1 390590	ATE
			←	10/91→	2	11.8116-0129.1 390591	ATE
2.0 i	85	09/91→02/98		10/91→	2	11.8116-0097.1 390590	ATE
<b>Führungshülzensatz, Bremssattel</b>							
1.4 i	44	09/91→02/98	←	10/91→		11.0101-5407.2 260011	ATE
1.8 i	66	09/91→02/98					
2.0 i	85	09/91→02/98					
1.4 i	60	03/91→02/98	←	10/91→; für Fahrzeuge mit verstärkter Bremse		11.0101-5407.2 260011	ATE
			←	10/91→; Schaltgetriebe; nicht für Fahrzeuge mit verstärkter Bremse		11.0101-5407.2 260011	ATE
			←	10/91→; Vollautomatik; nicht für Fahrzeuge mit verstärkter Bremse		11.0101-5407.2 260011	ATE
1.4 i 16V	66	02/96→01/98	←			11.0101-5407.2 260011	ATE
1.6 i	52	07/94→02/98					
1.6 i 16V	74	01/94→02/98					
1.7 D	42	12/91→02/98					
1.7 TD	50	01/94→02/98					
1.7 TD	60	12/91→02/98					
1.8 i 16V	85	09/94→02/98					
1.8 i 16V	92	09/94→02/98					
2.0 i 16V	100	01/94→02/98					
1.6 i	55	09/91→12/98	←	10/91→ 09/98		11.0101-5407.2 260011	ATE
<b>Führungsbolzen, Bremssattel</b>							
1.4 i	44	09/91→02/98	←	10/91→		11.8171-0008.1 990049	ATE
1.4 i	60	03/91→02/98		10/91→; für Fahrzeuge mit verstärkter Bremse		11.8171-0008.1 990049	ATE
			←	10/91→; Schaltgetriebe; nicht für Fahrzeuge mit verstärkter Bremse		11.8171-0008.1 990049	ATE
			←	10/91→; Vollautomatik; nicht für Fahrzeuge mit verstärkter Bremse		11.8171-0008.1 990049	ATE
1.4 i 16V	66	02/96→01/98		für Fahrzeuge mit verstärkter Bremse		11.8171-0008.1 990049	ATE
1.7 D	42	12/91→02/98					
1.7 TD	50	01/94→02/98	←	nicht für Fahrzeuge mit verstärkter Bremse		11.8171-0008.1 990049	ATE
1.7 TD	60	12/91→02/98					
1.6 i	52	07/94→02/98				11.8171-0008.1 990049	ATE
			←			11.8171-0008.1 990049	ATE
1.6 i	55	09/91→12/98		10/91→ 09/98		11.8171-0008.1 990049	ATE
			←	10/91→ 09/98		11.8171-0008.1 990049	ATE
1.6 i 16V	74	01/94→02/98				11.8171-0008.1 990049	ATE
1.8 i 16V	85	09/94→02/98					
1.8 i 16V	92	09/94→02/98					
2.0 i 16V	100	01/94→02/98					
1.8 i	66	09/91→02/98		10/91→		11.8171-0008.1 990049	ATE
			←	10/91→		11.8171-0008.1 990049	ATE
2.0 i	85	09/91→02/98		10/91→		11.8171-0008.1 990049	ATE
<b>Dichtungssatz, Bremssattel</b>							
1.4 i	44	09/91→02/98	←	10/91→		11.0441-4811.2 250024	ATE
1.4 i	60	03/91→02/98	←	10/91→; Schaltgetriebe; nicht für Fahrzeuge mit verstärkter Bremse		11.0441-4811.2 250024	ATE
			←	10/91→; Vollautomatik; nicht für Fahrzeuge mit verstärkter Bremse		11.0441-4811.2 250024	ATE
			←	10/91→; für Fahrzeuge mit verstärkter Bremse		11.0441-5202.2 250026	ATE
1.4 i 16V	66	02/96→01/98	←	nicht für Fahrzeuge mit verstärkter Bremse		11.0441-4811.2 250024	ATE
1.7 D	42	12/91→02/98					
1.7 TD	50	01/94→02/98	←	für Fahrzeuge mit verstärkter Bremse		11.0441-5202.2 250026	ATE
1.7 TD	60	12/91→02/98					
↓							









	kW			 	! #		
<b>VAUXHALL - ASTRA Mk III (F) Kombi (T92) 03/91→12/98</b>							
<b>Dichtungssatz, Bremssattel</b>							
1.6 i	52	07/94→02/98	←			11.0441-4811.2 250024 11.0441-5202.2 250026	ATE ATE
1.6 i	55	09/91→12/98	←	10/91→ 09/98		11.0441-4811.2 250024 11.0441-5202.2 250026	ATE ATE
1.6 i 16V 1.8 i 16V 1.8 i 16V 2.0 i 16V	74 85 92 100	01/94→02/98 09/94→02/98 09/94→02/98 01/94→02/98	←			11.0441-5202.2 250026	ATE
1.8 i	66	09/91→02/98	←	10/91→		11.0441-4811.2 250024 11.0441-5202.2 250026	ATE ATE
2.0 i	85	09/91→02/98	←	10/91→		11.0441-5202.2 250026	ATE
<b> Bremsschlauch</b>							
1.4 i 1.4 i 1.8 i 2.0 i	44 60 66 85	09/91→02/98 03/91→02/98 09/91→02/98 09/91→02/98	← → → →	10/91→ 10/91→	2 2	24.5298-0322.3 331314 24.5233-0200.3 330425	L= 322 L= 198
1.4 i 16V 1.6 i 1.7 D 1.7 TD 1.7 TD 1.8 i 16V 1.8 i 16V	66 52 42 50 60 85 92	02/96→01/98 07/94→02/98 12/91→02/98 01/94→02/98 12/91→02/98 09/94→02/98 09/94→02/98	← → → → → → →		2 2	24.5298-0322.3 331314 24.5233-0200.3 330425	L= 322 L= 198
1.6 i	55	09/91→12/98	← →	10/91→ 09/98 10/91→ 09/98	2 2	24.5298-0322.3 331314 24.5233-0200.3 330425	L= 322 L= 198
1.6 i 16V	74	01/94→02/98	←		2	24.5298-0322.3 331314	L= 322
<b>VAUXHALL - ASTRA Mk III (F) Stufenheck (T92) 09/91→09/98</b>							
<b> Bremssattel</b>							
1.4 i	44	04/92→09/98	←	☐		24.3481-1733.5 240213	ATE Ø 48 - Halter
1.4 i	60	04/92→09/98	←	☐; → 07/95		24.3481-1734.5 240214	ATE Ø 48 - Halter
			←	☐; → 07/95		24.3481-1733.5 240213	ATE Ø 48 - Halter
			←	☐; 08/95→		24.3481-1734.5 240214	ATE Ø 48 - Halter
			←	☐; 08/95→		24.3481-9871.5 240677	ATE Ø 48 - Halter
			←	☐; 08/95→		24.3481-9872.5 240678	ATE Ø 48 - Halter
1.4 i 16V 1.7 D 1.7 TD 1.7 TD	66 44 50 60	02/96→09/98 07/92→09/98 08/94→09/98 12/91→09/98	←	☐; nicht für Fahrzeuge mit verstärkter Bremse		24.3481-9871.5 240677	ATE Ø 48 - Halter
			←	☐; nicht für Fahrzeuge mit verstärkter Bremse		24.3481-9872.5 240678	ATE Ø 48 - Halter
			←	☐; für Fahrzeuge mit verstärkter Bremse		24.3521-1701.5 240001	ATE Ø 52 - Halter
			←	☐; für Fahrzeuge mit verstärkter Bremse		24.3521-1702.5 240002	ATE Ø 52 - Halter
1.6 i 1.6 i	52 55	08/94→07/96 03/92→09/98	←	☐; Schaltgetriebe		24.3481-1733.5 240213	ATE Ø 48 - Halter
			←	☐; Schaltgetriebe		24.3481-1734.5 240214	ATE Ø 48 - Halter
			←	☐; Vollautomatik		24.3481-9871.5 240677	ATE Ø 48 - Halter
			←	☐; Vollautomatik		24.3481-9872.5 240678	ATE Ø 48 - Halter
			←	☐		24.3521-1701.5 240001	ATE Ø 52 - Halter
			←	☐		24.3521-1702.5 240002	ATE Ø 52 - Halter
1.6 i 16V 2.0 i	74 85	08/94→09/98 03/92→09/98	←	☐		24.3521-1701.5 240001	ATE Ø 52 - Halter
			←	☐		24.3521-1702.5 240002	ATE Ø 52 - Halter
1.8 i	66	03/92→09/98	←	☐		24.3481-9871.5 240677	ATE Ø 48 - Halter
			←	☐		24.3521-1701.5 240001	ATE Ø 52 - Halter
			←	☐		24.3481-9872.5 240678	ATE Ø 48 - Halter
			←	☐		24.3521-1702.5 240002	ATE Ø 52 - Halter
1.8 i 16V 1.8 i 16V 2.0 i 16V	82 85 100	09/95→02/98 01/94→12/96 02/95→09/98	←	☐		24.3521-1701.5 240001	ATE Ø 52 - Halter
			←	☐		24.3521-1702.5 240002	ATE Ø 52 - Halter
			→	☐		13.2351-0013.2 210010	ATE Ø 35
			→	☐		13.2351-0014.2 210011	ATE Ø 35
			→	☐		24.9235-0013.5 230001	ATE Ø 35
			→	☐		24.9235-0014.5 230002	ATE Ø 35

	kW			 	! #		
<b>VAUXHALL - ASTRA Mk III (F) Stufenheck (T92) 09/91→09/98</b>							
<b>Feder, Bremssattel</b>							
1.4 i	44	04/92→09/98	←		2	11.8116-0129.1 390591	ATE
1.4 i	60	04/92→09/98	←	08/95→	2	11.8116-0129.1 390591	ATE
			←	→ 07/95	2	11.8116-0129.1 390591	ATE
1.4 i 16V	66	02/96→09/98		für Fahrzeuge mit verstärkter Bremse	2	11.8116-0097.1 390590	ATE
1.7 D	44	07/92→09/98	←	nicht für Fahrzeuge mit verstärkter Bremse	2	11.8116-0129.1 390591	ATE
1.7 TD	50	08/94→09/98					
1.7 TD	60	12/91→09/98					
1.6 i	52	08/94→07/96			2	11.8116-0097.1 390590	ATE
1.6 i	55	03/92→09/98	←	Vollautomatik	2	11.8116-0129.1 390591	ATE
			←	Schaltgetriebe	2	11.8116-0129.1 390591	ATE
1.6 i 16V	74	08/94→09/98			2	11.8116-0097.1 390590	ATE
1.8 i 16V	82	09/95→02/98					
1.8 i 16V	85	01/94→12/96					
2.0 i	85	03/92→09/98					
2.0 i 16V	100	02/95→09/98					
1.8 i	66	03/92→09/98			2	11.8116-0097.1 390590	ATE
			←		2	11.8116-0129.1 390591	ATE
<b>Führungshülzensatz, Bremssattel</b>							
1.4 i	44	04/92→09/98	←			11.0101-5407.2 260011	ATE
1.4 i 16V	66	02/96→09/98					
1.6 i 16V	74	08/94→09/98					
1.7 D	44	07/92→09/98					
1.7 TD	50	08/94→09/98					
1.7 TD	60	12/91→09/98					
1.8 i	66	03/92→09/98					
1.8 i 16V	82	09/95→02/98					
1.8 i 16V	85	01/94→12/96					
2.0 i	85	03/92→09/98					
2.0 i 16V	100	02/95→09/98					
1.4 i	60	04/92→09/98	←	08/95→		11.0101-5407.2 260011	ATE
			←	→ 07/95		11.0101-5407.2 260011	ATE
1.6 i	52	08/94→07/96	←			11.0101-5407.2 260011	ATE
			←	Schaltgetriebe		11.0101-5407.2 260011	ATE
1.6 i	55	03/92→09/98	←	Vollautomatik		11.0101-5407.2 260011	ATE
			←			11.0101-5407.2 260011	ATE
<b>Führungsbolzen, Bremssattel</b>							
1.4 i	44	04/92→09/98	←			11.8171-0008.1 990049	ATE
1.4 i	60	04/92→09/98	←	08/95→		11.8171-0008.1 990049	ATE
			←	→ 07/95		11.8171-0008.1 990049	ATE
1.4 i 16V	66	02/96→09/98		für Fahrzeuge mit verstärkter Bremse		11.8171-0008.1 990049	ATE
1.7 D	44	07/92→09/98	←	nicht für Fahrzeuge mit verstärkter Bremse		11.8171-0008.1 990049	ATE
1.7 TD	50	08/94→09/98					
1.7 TD	60	12/91→09/98					
1.6 i	52	08/94→07/96				11.8171-0008.1 990049	ATE
1.6 i	55	03/92→09/98	←	Vollautomatik		11.8171-0008.1 990049	ATE
			←	Schaltgetriebe		11.8171-0008.1 990049	ATE
1.6 i 16V	74	08/94→09/98				11.8171-0008.1 990049	ATE
1.8 i 16V	82	09/95→02/98					
1.8 i 16V	85	01/94→12/96					
2.0 i	85	03/92→09/98					
2.0 i 16V	100	02/95→09/98					
1.8 i	66	03/92→09/98				11.8171-0008.1 990049	ATE
			←			11.8171-0008.1 990049	ATE
<b>Dichtungssatz, Bremssattel</b>							
1.4 i	44	04/92→09/98	←			11.0441-4811.2 250024	ATE
1.4 i	60	04/92→09/98	←	08/95→		11.0441-4811.2 250024	ATE
			←	→ 07/95		11.0441-4811.2 250024	ATE
1.4 i 16V	66	02/96→09/98	←	nicht für Fahrzeuge mit verstärkter Bremse		11.0441-4811.2 250024	ATE
1.7 D	44	07/92→09/98					
1.7 TD	50	08/94→09/98	←	für Fahrzeuge mit verstärkter Bremse		11.0441-5202.2 250026	ATE
1.7 TD	60	12/91→09/98					
1.6 i	52	08/94→07/96	←	Schaltgetriebe		11.0441-4811.2 250024	ATE
			←	Vollautomatik		11.0441-4811.2 250024	ATE
1.6 i	55	03/92→09/98	←			11.0441-5202.2 250026	ATE
			←			11.0441-5202.2 250026	ATE
1.6 i 16V	74	08/94→09/98	←			11.0441-5202.2 250026	ATE
↓							







	kw				! #		
<b>VAUXHALL - ASTRA Mk III (F) Stufenheck (T92) 09/91→09/98</b>							
<b>Dichtungssatz, Bremssattel</b>							
2.0 i	85	03/92→09/98	←			11.0441-5202.2 250026	ATE
1.8 i	66	03/92→09/98	←			11.0441-4811.2 250024	ATE
						11.0441-5202.2 250026	ATE
1.8 i 16V	82	09/95→02/98	←			11.0441-5202.2 250026	ATE
1.8 i 16V	85	01/94→12/96					
2.0 i 16V	100	02/95→09/98	→			13.0441-3506.2 250052	ATE
<b>Bremsschlauch</b>							
1.4 i	44	04/92→09/98	←		2	24.5298-0322.3 331314	L= 322
1.4 i	60	04/92→09/98					
1.4 i 16V	66	02/96→09/98	→		2	24.5117-0195.3 330565	L= 198
1.6 i	52	08/94→07/96					
1.6 i	55	03/92→09/98					
1.6 i 16V	74	08/94→09/98					
1.7 D	44	07/92→09/98					
1.7 TD	50	08/94→09/98					
1.7 TD	60	12/91→09/98					
1.8 i	66	03/92→09/98					
1.8 i 16V	82	09/95→02/98					
1.8 i 16V	85	01/94→12/96					
2.0 i	85	03/92→09/98					
2.0 i 16V	100	02/95→09/98					
<b>VAUXHALL - ASTRA Mk IV (G) Cabriolet (T98) 03/01→10/05</b>							
<b>Bremssattel</b>							
1.6 16V	74	03/01→10/05	←	☐		24.3521-7001.5 240481	ATE Ø 52 - Halter
			←	☐		24.3521-7002.5 240482	ATE Ø 52 - Halter
			→	☐; 07/01→		24.3367-1713.5 240900	TRW Ø 36 - Halter
			→	☐; 07/01→		24.3367-1714.5 240901	TRW Ø 36 - Halter
1.6 16V	76	03/03→10/05	←	☐		24.3521-7001.5 240481	ATE Ø 52 - Halter
			←	☐		24.3521-7002.5 240482	ATE Ø 52 - Halter
			→	☐		24.3367-1713.5 240900	TRW Ø 36 - Halter
			→	☐		24.3367-1714.5 240901	TRW Ø 36 - Halter
1.8 16V	92	03/01→10/05	←	☐; - ABS		24.3521-7001.5 240481	ATE Ø 52 - Halter
			←	☐; - ABS		24.3521-7002.5 240482	ATE Ø 52 - Halter
			←	☐; + ABS		24.3571-9823.5 240499	ATE Ø 57 - Halter
			←	☐; + ABS		24.3571-9824.5 240500	ATE Ø 57 - Halter
			→	☐; 07/01→		24.3384-1753.5 240824	TRW Ø 38 - Halter
			→	☐; 07/01→		24.3384-1754.5 240825	TRW Ø 38 - Halter
2.0	147	09/02→10/05	←	☐		24.3571-9823.5 240499	ATE Ø 57 - Halter
2.0 Turbo	141	03/02→10/05	←	☐		24.3571-9824.5 240500	ATE Ø 57 - Halter
			→	☐		24.3384-1753.5 240824	TRW Ø 38 - Halter
			→	☐		24.3384-1754.5 240825	TRW Ø 38 - Halter
2.2 16V	108	03/01→10/05	←	☐		24.3571-9823.5 240499	ATE Ø 57 - Halter
			←	☐		24.3571-9824.5 240500	ATE Ø 57 - Halter
			→	☐; 07/01→		24.3384-1753.5 240824	TRW Ø 38 - Halter
			→	☐; 07/01→		24.3384-1754.5 240825	TRW Ø 38 - Halter
<b>Halter, Bremssattel</b>							
2.0	147	09/02→10/05	←			11.8170-0758.1 260120	ATE
<b>Feder, Bremssattel</b>							
1.6 16V	74	03/01→10/05			2	11.8116-0292.1 390521	ATE
1.6 16V	76	03/03→10/05					
1.8 16V	92	03/01→10/05		- ABS	2	11.8116-0292.1 390521	ATE
			←	+ ABS	2	11.8116-0292.1 390521	ATE
2.0	147	09/02→10/05	←		2	11.8116-0292.1 390521	ATE
2.0 Turbo	141	03/02→10/05					
2.2 16V	108	03/01→10/05					
<b>Führungshülsensatz, Bremssattel</b>							
1.6 16V	74	03/01→10/05	←			11.0101-5407.2 260011	ATE
1.6 16V	76	03/03→10/05					
1.8 16V	92	03/01→10/05					
2.0	147	09/02→10/05					
↓							










	kw					! #		
<b>VAUXHALL - ASTRA Mk IV (G) Cabriolet (T98) 03/01→10/05</b>								
<b>Führungshülzensatz, Bremsattel</b>								
2.0 Turbo 2.2 16V	141 108	03/02→10/05 03/01→10/05	←				11.0101-5407.2 260011	ATE
<b>Führungsbolzen, Bremsattel</b>								
1.6 16V 1.6 16V 1.8 16V 2.0 Turbo 2.2 16V 2.0	74 76 92 141 108 147	03/01→10/05 03/03→10/05 03/01→10/05 03/02→10/05 03/01→10/05 09/02→10/05	←				11.8171-0008.1 990049	ATE
<b>Dichtungssatz, Bremsattel</b>								
1.8 16V 2.0 2.0 Turbo 2.2 16V	92 147 141 108	03/01→10/05 09/02→10/05 03/02→10/05 03/01→10/05	←	+ ABS			11.0441-5704.2 250034	ATE
<b>Bremsschlauch</b>								
1.6 16V 1.6 16V 1.8 16V 2.0 2.0 Turbo 2.2 16V	74 76 92 147 141 108	03/01→10/05 03/03→10/05 03/01→10/05 09/02→10/05 03/02→10/05 03/01→10/05	←			2	24.5241-0396.3 331380	L= 398
			→	☐; 32000001→			24.5157-0218.3 331095	L= 219 L2= 185 mit Rohrleitung
			→	☐; 32000001→			24.5157-0219.3 331096	L= 219 L2= 185 mit Rohrleitung
			→	→ 22999999		2	24.5241-0200.3 330620	L= 200
<b>VAUXHALL - ASTRA Mk IV (G) CC (T98) 02/98→05/05</b>								
<b>Bremssattel</b>								
1.2 16V (F08, F48)	55	09/00→05/05	←	☐; 22000001→			24.3521-7001.5 240481	ATE Ø 52 - Halter
			←	☐; 22000001→			24.3521-7002.5 240482	ATE Ø 52 - Halter
			→	☐; 07/01→ 07/03			24.3344-1713.5 240812	TRW Ø 34 - Halter
			→	☐; 07/01→ 07/03			24.3344-1714.5 240813	TRW Ø 34 - Halter
			→	☐; 08/03→			24.3347-1711.5 240699	TRW Ø 34 - Halter
			→	☐; 08/03→			24.3347-1712.5 240700	TRW Ø 34 - Halter
1.4 16V (F08, F48) 1.6 16V (F08, F48)	66 74	02/98→05/05 02/98→05/05	←	☐; 04/98→			24.3521-7001.5 240481	ATE Ø 52 - Halter
			←	☐; 04/98→			24.3521-7002.5 240482	ATE Ø 52 - Halter
			→	☐; 07/01→ 07/03			24.3344-1713.5 240812	TRW Ø 34 - Halter
			→	☐; 07/01→ 07/03			24.3344-1714.5 240813	TRW Ø 34 - Halter
			→	☐; 08/03→			24.3347-1711.5 240699	TRW Ø 34 - Halter
			→	☐; 08/03→			24.3347-1712.5 240700	TRW Ø 34 - Halter
1.6 (F08, F48)	55	02/98→09/00	←	☐; 04/98→			24.3521-7001.5 240481	ATE Ø 52 - Halter
			←	☐; 04/98→			24.3521-7002.5 240482	ATE Ø 52 - Halter
			→	☐; für Fahrzeuge mit Sportfahrwerk			24.3367-1707.5 240898	TRW Ø 36 - Halter
			→	☐; für Fahrzeuge mit Sportfahrwerk			24.3367-1708.5 240899	TRW Ø 36 - Halter
1.6 (F08, F48) 1.6 Dualfuel (F08)	62 62	09/00→05/05 07/00→05/05	←	☐			24.3521-7001.5 240481	ATE Ø 52 - Halter
			←	☐			24.3521-7002.5 240482	ATE Ø 52 - Halter
			→	☐; 07/01→ 07/03			24.3344-1713.5 240812	TRW Ø 34 - Halter
			→	☐; 07/01→ 07/03			24.3344-1714.5 240813	TRW Ø 34 - Halter
			→	☐; 08/03→; für Fahrzeuge ohne Sportfahrwerk			24.3347-1711.5 240699	TRW Ø 34 - Halter
			→	☐; 08/03→; für Fahrzeuge ohne Sportfahrwerk			24.3347-1712.5 240700	TRW Ø 34 - Halter
			→	☐; 08/03→; für Fahrzeuge mit Sportfahrwerk			24.3367-1707.5 240898	TRW Ø 36 - Halter
			→	☐; 08/03→; für Fahrzeuge mit Sportfahrwerk			24.3367-1708.5 240899	TRW Ø 36 - Halter
1.6 (F08, F48)	76	12/02→05/05	←	☐			24.3521-7001.5 240481	ATE Ø 52 - Halter
			←	☐			24.3521-7002.5 240482	ATE Ø 52 - Halter
			→	☐			24.3367-1713.5 240900	TRW Ø 36 - Halter
			→	☐			24.3367-1714.5 240901	TRW Ø 36 - Halter
1.6 Dualfuel (F08, F48)	63	09/02→05/05	←	☐			24.3521-7001.5 240481	ATE Ø 52 - Halter
			←	☐			24.3521-7002.5 240482	ATE Ø 52 - Halter
			→	☐; → 07/03			24.3344-1713.5 240812	TRW Ø 34 - Halter
↓								







	kw			 	! #		
<b>VAUXHALL - ASTRA Mk IV (G) CC (T98) 02/98→05/05</b>							
 <b>Bremssattel</b>							
1.6 Dualfuel (F08, F48)	63	09/02→05/05	→	☐; → 07/03	24.3344-1714.5	240813	TRW Ø 34 - Halter
			→	☐; 08/03→; für Fahrzeuge ohne Sportfahrwerk	24.3347-1711.5	240699	TRW Ø 34 - Halter
			→	☐; 08/03→	24.3347-1711.5	240699	TRW Ø 34 - Halter
			→	☐; 08/03→; für Fahrzeuge ohne Sportfahrwerk	24.3347-1712.5	240700	TRW Ø 34 - Halter
			→	☐; 08/03→	24.3347-1712.5	240700	TRW Ø 34 - Halter
			→	☐; 08/03→; für Fahrzeuge mit Sportfahrwerk	24.3367-1707.5	240898	TRW Ø 36 - Halter
			→	☐; 08/03→; für Fahrzeuge mit Sportfahrwerk	24.3367-1708.5	240899	TRW Ø 36 - Halter
1.7 CDTI 16V (F08, F48)	59	04/03→05/05	←	☐	24.3521-7001.5	240481	ATE Ø 52 - Halter
			←	☐	24.3521-7002.5	240482	ATE Ø 52 - Halter
			→	☐; → 07/03	24.3344-1713.5	240812	TRW Ø 34 - Halter
			→	☐; → 07/03	24.3344-1714.5	240813	TRW Ø 34 - Halter
			→	☐; 08/03→	24.3347-1711.5	240699	TRW Ø 34 - Halter
			→	☐; 08/03→	24.3347-1712.5	240700	TRW Ø 34 - Halter
1.7 DTI 16V (F08, F48)	55	02/00→05/05	←	☐	24.3521-7001.5	240481	ATE Ø 52 - Halter
			←	☐	24.3521-7002.5	240482	ATE Ø 52 - Halter
			→	☐; 07/01→ 07/03	24.3344-1713.5	240812	TRW Ø 34 - Halter
			→	☐; 07/01→ 07/03	24.3344-1714.5	240813	TRW Ø 34 - Halter
			→	☐; 08/03→	24.3347-1711.5	240699	TRW Ø 34 - Halter
			→	☐; 08/03→	24.3347-1712.5	240700	TRW Ø 34 - Halter
1.7 TD (F08, F48)	50	02/98→08/00	←	☐; 04/98→	24.3521-7001.5	240481	ATE Ø 52 - Halter
			←	☐; 04/98→	24.3521-7002.5	240482	ATE Ø 52 - Halter
1.8 16V (F08, F48)	85	02/98→09/00	←	☐; 04/98→; - ABS	24.3521-7001.5	240481	ATE Ø 52 - Halter
			←	☐; 04/98→; - ABS	24.3521-7002.5	240482	ATE Ø 52 - Halter
			←	☐; 04/98→; + ABS	24.3571-9823.5	240499	ATE Ø 57 - Halter
			←	☐; 04/98→; + ABS	24.3571-9824.5	240500	ATE Ø 57 - Halter
1.8 16V (F08, F48)	92	09/00→05/05	←	☐; - ABS	24.3521-7001.5	240481	ATE Ø 52 - Halter
			←	☐; - ABS	24.3521-7002.5	240482	ATE Ø 52 - Halter
			←	☐; + ABS	24.3571-9823.5	240499	ATE Ø 57 - Halter
			←	☐; + ABS	24.3571-9824.5	240500	ATE Ø 57 - Halter
			→	☐; 07/01→ 07/03	24.3344-1713.5	240812	TRW Ø 34 - Halter
			→	☐; 07/01→ 07/03	24.3344-1714.5	240813	TRW Ø 34 - Halter
			→	☐; 08/03→	24.3347-1711.5	240699	TRW Ø 34 - Halter
			→	☐; 08/03→	24.3347-1712.5	240700	TRW Ø 34 - Halter
1.8 16V Dualfuel (F08, F48)	87	09/02→05/05	←	☐; - ABS	24.3521-7001.5	240481	ATE Ø 52 - Halter
			←	☐; - ABS	24.3521-7002.5	240482	ATE Ø 52 - Halter
			←	☐; + ABS	24.3571-9823.5	240499	ATE Ø 57 - Halter
			←	☐; + ABS	24.3571-9824.5	240500	ATE Ø 57 - Halter
			→	☐; → 07/03	24.3344-1713.5	240812	TRW Ø 34 - Halter
			→	☐; → 07/03	24.3344-1714.5	240813	TRW Ø 34 - Halter
			→	☐; 08/03→	24.3347-1711.5	240699	TRW Ø 34 - Halter
			→	☐; 08/03→	24.3347-1712.5	240700	TRW Ø 34 - Halter
2.0 16V (F08)	100	02/98→05/05	←	☐; 04/98→	24.3571-9823.5	240499	ATE Ø 57 - Halter
			←	☐; 04/98→	24.3571-9824.5	240500	ATE Ø 57 - Halter
2.0 DI (F48)	60	02/98→05/05	←	☐; 04/98→; - ABS	24.3521-7001.5	240481	ATE Ø 52 - Halter
			←	☐; 04/98→; - ABS	24.3521-7002.5	240482	ATE Ø 52 - Halter
			←	☐; 04/98→; + ABS	24.3571-9823.5	240499	ATE Ø 57 - Halter
			←	☐; 04/98→; + ABS	24.3571-9824.5	240500	ATE Ø 57 - Halter
			→	☐; 07/01→ 07/03	24.3344-1713.5	240812	TRW Ø 34 - Halter
			→	☐; 07/01→ 07/03	24.3344-1714.5	240813	TRW Ø 34 - Halter
			→	☐; 08/03→	24.3347-1711.5	240699	TRW Ø 34 - Halter
			→	☐; 08/03→	24.3347-1712.5	240700	TRW Ø 34 - Halter
↓							












	kw				! #		
<b>VAUXHALL - ASTRA Mk IV (G) CC (T98) 02/98→05/05</b>							
<b>Bremssattel</b>							
2.0 DTI 16V (F48) 2.2 16V (F08, F48)	74 108	08/99→05/05 03/01→05/05	←	☐		24.3571-9823.5 240499	ATE Ø 57 - Halter
			←	☐		24.3571-9824.5 240500	ATE Ø 57 - Halter
			→	☐; 07/01→		24.3367-1713.5 240900	TRW Ø 36 - Halter
			→	☐; 07/01→		24.3367-1714.5 240901	TRW Ø 36 - Halter
2.0 SRI Turbo (F08)	141	11/01→05/05	←	☐		24.3571-9823.5 240499	ATE Ø 57 - Halter
			←	☐		24.3571-9824.5 240500	ATE Ø 57 - Halter
			→	☐		24.3384-1753.5 240824	TRW Ø 38 - Halter
			→	☐		24.3384-1754.5 240825	TRW Ø 38 - Halter
<b>Feder, Bremssattel</b>							
1.2 16V (F08, F48)	55	09/00→05/05			22000001→	2 11.8116-0292.1 390521	ATE
1.4 16V (F08, F48) 1.6 (F08, F48)	66 55	02/98→05/05 02/98→09/00			04/98→	2 11.8116-0292.1 390521	ATE
1.6 16V (F08, F48) 1.7 TD (F08, F48)	74 50	02/98→05/05 02/98→08/00					
1.6 (F08, F48) 1.6 (F08, F48) 1.6 Dualfuel (F08, F48) 1.6 Dualfuel (F08) 1.7 CDTI 16V (F08, F48) 1.7 DTI 16V (F08, F48)	62 76 63 62 59 55	09/00→05/05 12/02→05/05 09/02→05/05 07/00→05/05 04/03→05/05 02/00→05/05				2 11.8116-0292.1 390521	ATE
1.8 16V (F08, F48) 2.0 DI (F48)	85 60	02/98→09/00 02/98→05/05			04/98→; - ABS	2 11.8116-0292.1 390521	ATE
			←		04/98→; + ABS	2 11.8116-0292.1 390521	ATE
1.8 16V (F08, F48) 1.8 16V Dualfuel (F08, F48)	92 87	09/00→05/05 09/02→05/05			- ABS	2 11.8116-0292.1 390521	ATE
			←		+ ABS	2 11.8116-0292.1 390521	ATE
2.0 16V (F08)	100	02/98→05/05	←		04/98→	2 11.8116-0292.1 390521	ATE
2.0 DTI 16V (F48) 2.0 SRI Turbo (F08) 2.2 16V (F08, F48)	74 141 108	08/99→05/05 11/01→05/05 03/01→05/05	←			2 11.8116-0292.1 390521	ATE
<b>Führungshülzensatz, Bremssattel</b>							
1.2 16V (F08, F48)	55	09/00→05/05	←		22000001→	11.0101-5407.2 260011	ATE
			←		→ 18999999; für Fahrzeuge mit Trommelbremse an der Hinterachse	11.0101-5407.2 260011	ATE
1.4 16V (F08, F48) 1.6 (F08, F48) 1.6 16V (F08, F48) 1.7 TD (F08, F48) 1.8 16V (F08, F48) 2.0 16V (F08) 2.0 DI (F48)	66 55 74 50 85 100 60	02/98→05/05 02/98→09/00 02/98→05/05 02/98→08/00 02/98→09/00 02/98→05/05 02/98→05/05	←		04/98→	11.0101-5407.2 260011	ATE
1.6 (F08, F48) 1.6 (F08, F48) 1.6 Dualfuel (F08, F48) 1.6 Dualfuel (F08) 1.7 CDTI 16V (F08, F48) 1.7 DTI 16V (F08, F48) 1.8 16V (F08, F48) 1.8 16V Dualfuel (F08, F48) 2.0 DTI 16V (F48) 2.0 SRI Turbo (F08) 2.2 16V (F08, F48)	62 76 63 62 59 55 92 87 74 141 108	09/00→05/05 12/02→05/05 09/02→05/05 07/00→05/05 04/03→05/05 02/00→05/05 09/00→05/05 09/02→05/05 08/99→05/05 11/01→05/05 03/01→05/05	←			11.0101-5407.2 260011	ATE
<b>Führungsbolzen, Bremssattel</b>							
1.2 16V (F08, F48)	55	09/00→05/05	←		22000001→	11.8171-0008.1 990049	ATE
			←		→ 18999999; für Fahrzeuge mit Trommelbremse an der Hinterachse	11.8171-0008.1 990049	ATE
1.4 16V (F08, F48) 1.6 (F08, F48) 1.6 16V (F08, F48) 1.7 TD (F08, F48) 1.8 16V (F08, F48) 2.0 16V (F08) 2.0 DI (F48)	66 55 74 50 85 100 60	02/98→05/05 02/98→09/00 02/98→05/05 02/98→08/00 02/98→09/00 02/98→05/05 02/98→05/05	←		04/98→	11.8171-0008.1 990049	ATE
1.6 (F08, F48) 1.6 (F08, F48) 1.6 Dualfuel (F08, F48) 1.6 Dualfuel (F08) 1.7 CDTI 16V (F08, F48) 1.7 DTI 16V (F08, F48)	62 76 63 62 59 55	09/00→05/05 12/02→05/05 09/02→05/05 07/00→05/05 04/03→05/05 02/00→05/05	←			11.8171-0008.1 990049	ATE








	kW					! #		
<b>VAUXHALL - ASTRA Mk IV (G) CC (T98) 02/98→05/05</b>								
<b>Führungsbolzen, Bremsattel</b>								
1.8 16V (F08, F48)	92	09/00→05/05	←				11.8171-0008.1	990049 ATE
1.8 16V Dualfuel (F08, F48)	87	09/02→05/05						
2.0 DTI 16V (F48)	74	08/99→05/05						
2.0 SRI Turbo (F08)	141	11/01→05/05						
2.2 16V (F08, F48)	108	03/01→05/05						
<b>Dichtungssatz, Bremsattel</b>								
1.8 16V (F08, F48)	85	02/98→09/00	←	04/98→; + ABS			11.0441-5704.2	250034 ATE
2.0 DI (F48)	60	02/98→05/05						
1.8 16V (F08, F48)	92	09/00→05/05	←	+ ABS			11.0441-5704.2	250034 ATE
1.8 16V Dualfuel (F08, F48)	87	09/02→05/05						
2.0 16V (F08)	100	02/98→05/05	←	04/98→			11.0441-5704.2	250034 ATE
2.0 DTI 16V (F48)	74	08/99→05/05	←				11.0441-5704.2	250034 ATE
2.0 SRI Turbo (F08)	141	11/01→05/05						
2.2 16V (F08, F48)	108	03/01→05/05						
<b>Bremsschlauch</b>								
1.2 16V (F08, F48)	55	09/00→05/05	←		2	24.5241-0396.3	331380	L= 398
1.6 (F08, F48)	62	09/00→05/05	→	☐; 32000001→; für Fahrzeuge mit Scheibenbremse an der Hinterachse		24.5157-0218.3	331095	L= 219 L2= 185 mit Rohrleitung
1.6 Dualfuel (F08, F48)	63	09/02→05/05						
1.6 Dualfuel (F08)	62	07/00→05/05	→	☐; 32000001→; für Fahrzeuge mit Scheibenbremse an der Hinterachse		24.5157-0219.3	331096	L= 219 L2= 185 mit Rohrleitung
1.7 DTI 16V (F08, F48)	55	02/00→05/05	→	für Fahrzeuge mit Trommelbremse an der Hinterachse	2	24.5240-0220.3	330619	L= 220
			→	→ 22999999; für Fahrzeuge mit Scheibenbremse an der Hinterachse	2	24.5241-0200.3	330620	L= 200
1.4 16V (F08, F48)	66	02/98→05/05	←	04/98→	2	24.5241-0396.3	331380	L= 398
1.6 (F08, F48)	55	02/98→09/00	→	☐; 32000001→; für Fahrzeuge mit Scheibenbremse an der Hinterachse		24.5157-0218.3	331095	L= 219 L2= 185 mit Rohrleitung
1.6 16V (F08, F48)	74	02/98→05/05	→	☐; 32000001→; für Fahrzeuge mit Scheibenbremse an der Hinterachse		24.5157-0219.3	331096	L= 219 L2= 185 mit Rohrleitung
			→	04/98→; für Fahrzeuge mit Trommelbremse an der Hinterachse	2	24.5240-0220.3	330619	L= 220
			→	04/98→; → 22999999; für Fahrzeuge mit Scheibenbremse an der Hinterachse	2	24.5241-0200.3	330620	L= 200
1.6 (F08, F48)	76	12/02→05/05	←		2	24.5241-0396.3	331380	L= 398
1.7 CDTI 16V (F08, F48)	59	04/03→05/05	→	☐; 32000001→		24.5157-0218.3	331095	L= 219 L2= 185 mit Rohrleitung
1.8 16V (F08, F48)	92	09/00→05/05	→	☐; 32000001→		24.5157-0219.3	331096	L= 219 L2= 185 mit Rohrleitung
1.8 16V Dualfuel (F08, F48)	87	09/02→05/05	→	→ 22999999	2	24.5241-0200.3	330620	L= 200
2.0 DTI 16V (F48)	74	08/99→05/05						
2.0 SRI Turbo (F08)	141	11/01→05/05						
2.2 16V (F08, F48)	108	03/01→05/05						
1.7 TD (F08, F48)	50	02/98→08/00	←	04/98→	2	24.5241-0396.3	331380	L= 398
			→	04/98→; für Fahrzeuge mit Trommelbremse an der Hinterachse	2	24.5240-0220.3	330619	L= 220
			→	04/98→; für Fahrzeuge mit Scheibenbremse an der Hinterachse	2	24.5241-0200.3	330620	L= 200
1.8 16V (F08, F48)	85	02/98→09/00	←	04/98→	2	24.5241-0396.3	331380	L= 398
2.0 16V (F08)	100	02/98→05/05	→	☐; 32000001→		24.5157-0218.3	331095	L= 219 L2= 185 mit Rohrleitung
2.0 DI (F48)	60	02/98→05/05	→	☐; 32000001→		24.5157-0219.3	331096	L= 219 L2= 185 mit Rohrleitung
			→	04/98→; → 22999999	2	24.5241-0200.3	330620	L= 200
<b>VAUXHALL - ASTRA Mk IV (G) Coupe (T98) 03/00→08/05</b>								
<b>Bremssattel</b>								
1.6 16V	76	03/00→08/05	←	☐		24.3521-7001.5	240481	ATE Ø 52 - Halter
			←	☐		24.3521-7002.5	240482	ATE Ø 52 - Halter
			→	☐; 07/01→ 07/03		24.3344-1713.5	240812	TRW Ø 34 - Halter
			→	☐; 07/01→ 07/03		24.3344-1714.5	240813	TRW Ø 34 - Halter
			→	☐; 08/03→		24.3347-1711.5	240699	TRW Ø 34 - Halter
↓								










	kw				! #		
<b>VAUXHALL - ASTRA Mk IV (G) Coupe (T98) 03/00→08/05</b>							
<b>Bremssattel</b>							
1.6 16V	76	03/00→08/05	➔	☐; 08/03→		24.3347-1712.5 240700	TRW Ø 34 - Halter
1.8 16V	85	03/00→08/05	➔	☐		24.3571-9823.5 240499	ATE Ø 57 - Halter
1.8 16V	92	09/00→08/05	➔	☐		24.3571-9824.5 240500	ATE Ø 57 - Halter
2.0 16V Turbo	140	09/00→08/05	➔	☐; 07/01→		24.3384-1753.5 240824	TRW Ø 38 - Halter
			➔	☐; 07/01→		24.3384-1754.5 240825	TRW Ø 38 - Halter
1.8 16V Dualfuel	87	09/02→08/05	➔	☐		24.3571-9823.5 240499	ATE Ø 57 - Halter
			➔	☐		24.3571-9824.5 240500	ATE Ø 57 - Halter
			➔	☐		24.3384-1753.5 240824	TRW Ø 38 - Halter
			➔	☐		24.3384-1754.5 240825	TRW Ø 38 - Halter
2.2 16V	108	03/00→08/05	➔	☐; 09/00→		24.3571-9823.5 240499	ATE Ø 57 - Halter
			➔	☐; 09/00→		24.3571-9824.5 240500	ATE Ø 57 - Halter
			➔	☐; 07/01→		24.3384-1753.5 240824	TRW Ø 38 - Halter
			➔	☐; 07/01→		24.3384-1754.5 240825	TRW Ø 38 - Halter
<b>Feder, Bremssattel</b>							
1.6 16V	76	03/00→08/05			2	11.8116-0292.1 390521	ATE
1.8 16V	85	03/00→08/05	➔		2	11.8116-0292.1 390521	ATE
1.8 16V	92	09/00→08/05					
1.8 16V Dualfuel	87	09/02→08/05					
2.0 16V Turbo	140	09/00→08/05					
2.2 16V	108	03/00→08/05	➔	09/00→	2	11.8116-0292.1 390521	ATE
<b>Führungshülsensatz, Bremssattel</b>							
1.6 16V	76	03/00→08/05	➔			11.0101-5407.2 260011	ATE
1.8 16V	85	03/00→08/05	➔				
1.8 16V	92	09/00→08/05					
1.8 16V Dualfuel	87	09/02→08/05					
2.0 16V Turbo	140	09/00→08/05					
2.2 16V	108	03/00→08/05	➔	09/00→		11.0101-5407.2 260011	ATE
<b>Führungsbolzen, Bremssattel</b>							
1.6 16V	76	03/00→08/05	➔			11.8171-0008.1 990049	ATE
1.8 16V	85	03/00→08/05	➔				
1.8 16V	92	09/00→08/05					
1.8 16V Dualfuel	87	09/02→08/05					
2.0 16V Turbo	140	09/00→08/05					
2.2 16V	108	03/00→08/05	➔	09/00→		11.8171-0008.1 990049	ATE
<b>Dichtungssatz, Bremssattel</b>							
1.8 16V	85	03/00→08/05	➔			11.0441-5704.2 250034	ATE
1.8 16V	92	09/00→08/05					
1.8 16V Dualfuel	87	09/02→08/05					
2.0 16V Turbo	140	09/00→08/05					
2.2 16V	108	03/00→08/05	➔	09/00→		11.0441-5704.2 250034	ATE
<b>Bremsschlauch</b>							
1.6 16V	76	03/00→08/05	➔		2	24.5241-0396.3 331380	L= 398
			➔	☐; 32000001→; für Fahrzeuge mit Scheibenbremse an der Hinterachse		24.5157-0218.3 331095	L= 219 L2= 185 mit Rohrleitung
			➔	☐; 32000001→; für Fahrzeuge mit Scheibenbremse an der Hinterachse		24.5157-0219.3 331096	L= 219 L2= 185 mit Rohrleitung
			➔	für Fahrzeuge mit Trommelbremse an der Hinterachse	2	24.5240-0220.3 330619	L= 220
			➔	→ 22999999; für Fahrzeuge mit Scheibenbremse an der Hinterachse	2	24.5241-0200.3 330620	L= 200
1.8 16V	85	03/00→08/05	➔		2	24.5241-0396.3 331380	L= 398
1.8 16V	92	09/00→08/05					
1.8 16V Dualfuel	87	09/02→08/05	➔	☐; 32000001→		24.5157-0218.3 331095	L= 219 L2= 185 mit Rohrleitung
2.0 16V Turbo	140	09/00→08/05	➔	☐; 32000001→		24.5157-0219.3 331096	L= 219 L2= 185 mit Rohrleitung
			➔	→ 22999999	2	24.5241-0200.3 330620	L= 200
2.2 16V	108	03/00→08/05	➔	09/00→	2	24.5241-0396.3 331380	L= 398
			➔	☐; 32000001→		24.5157-0218.3 331095	L= 219 L2= 185 mit Rohrleitung
			➔	☐; 32000001→		24.5157-0219.3 331096	L= 219 L2= 185 mit Rohrleitung

	kw			 	! #		
<b>VAUXHALL - ASTRA Mk IV (G) Coupe (T98) 03/00→08/05</b>							
 <b>Bremsschlauch</b>							
2.2 16V	108	03/00→08/05	➡	09/00→; → 22999999	2	24.5241-0200.3 330620	L= 200
<b>VAUXHALL - ASTRA Mk IV (G) Kombi (T98) 02/98→05/05</b>							
 <b>Bremssattel</b>							
1.2 16V	55	09/00→05/05	←	☐; 22000001→		24.3521-7001.5 240481	ATE Ø 52 - Halter
			←	☐; 22000001→		24.3521-7002.5 240482	ATE Ø 52 - Halter
			➡	☐; 07/01→ 07/03		24.3344-1713.5 240812	TRW Ø 34 - Halter
			➡	☐; 07/01→ 07/03		24.3344-1714.5 240813	TRW Ø 34 - Halter
			➡	☐; 08/03→		24.3347-1711.5 240699	TRW Ø 34 - Halter
			➡	☐; 08/03→		24.3347-1712.5 240700	TRW Ø 34 - Halter
1.4 16V 1.6 16V	66 74	02/98→05/05 03/98→04/04	←	☐; 04/98→		24.3521-7001.5 240481	ATE Ø 52 - Halter
			←	☐; 04/98→		24.3521-7002.5 240482	ATE Ø 52 - Halter
			➡	☐; 07/01→ 07/03		24.3344-1713.5 240812	TRW Ø 34 - Halter
			➡	☐; 07/01→ 07/03		24.3344-1714.5 240813	TRW Ø 34 - Halter
			➡	☐; 08/03→		24.3347-1711.5 240699	TRW Ø 34 - Halter
			➡	☐; 08/03→		24.3347-1712.5 240700	TRW Ø 34 - Halter
1.6 1.6 1.6 Dualfuel	55 62 63	03/98→04/04 03/98→04/04 03/98→04/04	←	☐; 04/98→		24.3521-7001.5 240481	ATE Ø 52 - Halter
			←	☐; 04/98→		24.3521-7002.5 240482	ATE Ø 52 - Halter
			➡	☐; 07/01→ 07/03		24.3344-1713.5 240812	TRW Ø 34 - Halter
			➡	☐; 07/01→ 07/03		24.3344-1714.5 240813	TRW Ø 34 - Halter
			➡	☐; 08/03→; für Fahrzeuge ohne Sportfahrwerk		24.3347-1711.5 240699	TRW Ø 34 - Halter
			➡	☐; 08/03→; für Fahrzeuge ohne Sportfahrwerk		24.3347-1712.5 240700	TRW Ø 34 - Halter
			➡	☐; 08/03→; für Fahrzeuge mit Sportfahrwerk		24.3367-1707.5 240898	TRW Ø 36 - Halter
			➡	☐; 08/03→; für Fahrzeuge mit Sportfahrwerk		24.3367-1708.5 240899	TRW Ø 36 - Halter
1.6	76	12/02→05/05	←	☐		24.3521-7001.5 240481	ATE Ø 52 - Halter
			←	☐		24.3521-7002.5 240482	ATE Ø 52 - Halter
			➡	☐; → 07/03		24.3344-1713.5 240812	TRW Ø 34 - Halter
			➡	☐; → 07/03		24.3344-1714.5 240813	TRW Ø 34 - Halter
			➡	☐; 08/03→; für Fahrzeuge ohne Sportfahrwerk		24.3347-1711.5 240699	TRW Ø 34 - Halter
			➡	☐; 08/03→; für Fahrzeuge ohne Sportfahrwerk		24.3347-1712.5 240700	TRW Ø 34 - Halter
			➡	☐; 08/03→; für Fahrzeuge mit Sportfahrwerk		24.3367-1707.5 240898	TRW Ø 36 - Halter
			➡	☐; 08/03→; für Fahrzeuge mit Sportfahrwerk		24.3367-1708.5 240899	TRW Ø 36 - Halter
1.6 Dualfuel	62	07/00→05/05	←	☐		24.3521-7001.5 240481	ATE Ø 52 - Halter
			←	☐		24.3521-7002.5 240482	ATE Ø 52 - Halter
			➡	☐; 07/01→ 07/03		24.3344-1713.5 240812	TRW Ø 34 - Halter
			➡	☐; 07/01→ 07/03		24.3344-1714.5 240813	TRW Ø 34 - Halter
			➡	☐; 08/03→; für Fahrzeuge ohne Sportfahrwerk		24.3347-1711.5 240699	TRW Ø 34 - Halter
			➡	☐; 08/03→; für Fahrzeuge ohne Sportfahrwerk		24.3347-1712.5 240700	TRW Ø 34 - Halter
			➡	☐; 08/03→; für Fahrzeuge mit Sportfahrwerk		24.3367-1707.5 240898	TRW Ø 36 - Halter
			➡	☐; 08/03→; für Fahrzeuge mit Sportfahrwerk		24.3367-1708.5 240899	TRW Ø 36 - Halter
1.7 CDTI 16V	59	04/03→05/05	←	☐		24.3521-7001.5 240481	ATE Ø 52 - Halter
			←	☐		24.3521-7002.5 240482	ATE Ø 52 - Halter
			➡	☐; → 07/03		24.3344-1713.5 240812	TRW Ø 34 - Halter
			➡	☐; → 07/03		24.3344-1714.5 240813	TRW Ø 34 - Halter
			➡	☐; 08/03→		24.3347-1711.5 240699	TRW Ø 34 - Halter
			➡	☐; 08/03→		24.3347-1712.5 240700	TRW Ø 34 - Halter
1.7 DTI 16V ↓	55	02/00→05/05	←	☐		24.3521-7001.5 240481	ATE Ø 52 - Halter



	kw			 	! #			
<b>VAUXHALL - ASTRA Mk IV (G) Kombi (T98) 02/98→05/05</b>								
<b>Bremssattel</b>								
1.7 DTI 16V	55	02/00→05/05	←	☐		24.3521-7002.5	240482	ATE Ø 52 - Halter
			→	☐; 07/01→ 07/03		24.3344-1713.5	240812	TRW Ø 34 - Halter
			→	☐; 07/01→ 07/03		24.3344-1714.5	240813	TRW Ø 34 - Halter
			→	☐; 08/03→		24.3347-1711.5	240699	TRW Ø 34 - Halter
			→	☐; 08/03→		24.3347-1712.5	240700	TRW Ø 34 - Halter
1.7 TD	50	02/98→08/00	←	☐; 04/98→		24.3521-7001.5	240481	ATE Ø 52 - Halter
			←	☐; 04/98→		24.3521-7002.5	240482	ATE Ø 52 - Halter
1.8 16V	85	02/98→08/00	←	☐; 04/98→; - ABS		24.3521-7001.5	240481	ATE Ø 52 - Halter
			←	☐; 04/98→; - ABS		24.3521-7002.5	240482	ATE Ø 52 - Halter
			←	☐; 04/98→; + ABS		24.3571-9823.5	240499	ATE Ø 57 - Halter
			←	☐; 04/98→; + ABS		24.3571-9824.5	240500	ATE Ø 57 - Halter
1.8 16V	92	09/00→05/05	←	☐; - ABS		24.3521-7001.5	240481	ATE Ø 52 - Halter
			←	☐; - ABS		24.3521-7002.5	240482	ATE Ø 52 - Halter
			←	☐; + ABS		24.3571-9823.5	240499	ATE Ø 57 - Halter
			←	☐; + ABS		24.3571-9824.5	240500	ATE Ø 57 - Halter
			→	☐; 07/01→ 07/03		24.3344-1713.5	240812	TRW Ø 34 - Halter
			→	☐; 07/01→ 07/03		24.3344-1714.5	240813	TRW Ø 34 - Halter
			→	☐; 08/03→		24.3347-1711.5	240699	TRW Ø 34 - Halter
			→	☐; 08/03→		24.3347-1712.5	240700	TRW Ø 34 - Halter
1.8 16V Dualfuel	87	09/02→05/05	←	☐; - ABS		24.3521-7001.5	240481	ATE Ø 52 - Halter
			←	☐; - ABS		24.3521-7002.5	240482	ATE Ø 52 - Halter
			←	☐; + ABS		24.3571-9823.5	240499	ATE Ø 57 - Halter
			←	☐; + ABS		24.3571-9824.5	240500	ATE Ø 57 - Halter
			→	☐; → 07/03		24.3344-1713.5	240812	TRW Ø 34 - Halter
			→	☐; → 07/03		24.3344-1714.5	240813	TRW Ø 34 - Halter
			→	☐; 08/03→		24.3347-1711.5	240699	TRW Ø 34 - Halter
			→	☐; 08/03→		24.3347-1712.5	240700	TRW Ø 34 - Halter
2.0 DI	60	03/98→04/04	←	☐; 04/98→; - ABS		24.3521-7001.5	240481	ATE Ø 52 - Halter
			←	☐; 04/98→; - ABS		24.3521-7002.5	240482	ATE Ø 52 - Halter
			←	☐; 04/98→; + ABS		24.3571-9823.5	240499	ATE Ø 57 - Halter
			←	☐; 04/98→; + ABS		24.3571-9824.5	240500	ATE Ø 57 - Halter
			→	☐; 07/01→ 07/03		24.3344-1713.5	240812	TRW Ø 34 - Halter
			→	☐; 07/01→ 07/03		24.3344-1714.5	240813	TRW Ø 34 - Halter
			→	☐; 08/03→		24.3347-1711.5	240699	TRW Ø 34 - Halter
			→	☐; 08/03→		24.3347-1712.5	240700	TRW Ø 34 - Halter
2.0 DTI 16V	74	03/98→04/04	←	☐; 08/99→		24.3571-9823.5	240499	ATE Ø 57 - Halter
			←	☐; 08/99→		24.3571-9824.5	240500	ATE Ø 57 - Halter
			→	☐; 07/01→		24.3367-1713.5	240900	TRW Ø 36 - Halter
			→	☐; 07/01→		24.3367-1714.5	240901	TRW Ø 36 - Halter
2.2 16V	108	03/01→05/05	←	☐		24.3571-9823.5	240499	ATE Ø 57 - Halter
			←	☐		24.3571-9824.5	240500	ATE Ø 57 - Halter
			→	☐; 07/01→		24.3367-1713.5	240900	TRW Ø 36 - Halter
			→	☐; 07/01→		24.3367-1714.5	240901	TRW Ø 36 - Halter
<b>Feder, Bremssattel</b>								
1.2 16V	55	09/00→05/05		22000001→	2	11.8116-0292.1	390521	ATE
1.4 16V	66	02/98→05/05		04/98→	2	11.8116-0292.1	390521	ATE
1.6	55	03/98→04/04						
1.6	62	03/98→04/04						
1.6 16V	74	03/98→04/04						
1.6 Dualfuel	63	03/98→04/04						
1.7 TD	50	02/98→08/00						
1.6	76	12/02→05/05			2	11.8116-0292.1	390521	ATE
1.6 Dualfuel	62	07/00→05/05						
1.7 CDTI 16V	59	04/03→05/05						
1.7 DTI 16V	55	02/00→05/05						
1.8 16V	85	02/98→08/00		04/98→; - ABS	2	11.8116-0292.1	390521	ATE
↓								

	kw			 	! #		
<b>VAUXHALL - ASTRA Mk IV (G) Kombi (T98) 02/98→05/05</b>							
<b>Feder, Bremssattel</b>							
2.0 DI	60	03/98→04/04	←	04/98→; + ABS	2	11.8116-0292.1 390521	ATE
1.8 16V	92	09/00→05/05		- ABS	2	11.8116-0292.1 390521	ATE
1.8 16V Dualfuel	87	09/02→05/05	←	+ ABS	2	11.8116-0292.1 390521	ATE
2.0 DTI 16V	74	03/98→04/04	←	08/99→	2	11.8116-0292.1 390521	ATE
2.2 16V	108	03/01→05/05	←		2	11.8116-0292.1 390521	ATE
<b>Führungshülzensatz, Bremssattel</b>							
1.2 16V	55	09/00→05/05	←	22000001→		11.0101-5407.2 260011	ATE
			←	→ 18999999; für Fahrzeuge mit Trommelbremse an der Hinterachse		11.0101-5407.2 260011	ATE
1.4 16V	66	02/98→05/05	←	04/98→		11.0101-5407.2 260011	ATE
1.6	55	03/98→04/04					
1.6	62	03/98→04/04					
1.6 16V	74	03/98→04/04					
1.6 Dualfuel	63	03/98→04/04					
1.7 TD	50	02/98→08/00					
1.8 16V	85	02/98→08/00					
2.0 DI	60	03/98→04/04					
1.6	76	12/02→05/05	←			11.0101-5407.2 260011	ATE
1.6 Dualfuel	62	07/00→05/05					
1.7 CDTI 16V	59	04/03→05/05					
1.7 DTI 16V	55	02/00→05/05					
1.8 16V	92	09/00→05/05					
1.8 16V Dualfuel	87	09/02→05/05					
2.2 16V	108	03/01→05/05					
2.0 DTI 16V	74	03/98→04/04	←	08/99→		11.0101-5407.2 260011	ATE
<b>Führungsbolzen, Bremssattel</b>							
1.2 16V	55	09/00→05/05	←	22000001→		11.8171-0008.1 990049	ATE
			←	→ 18999999; für Fahrzeuge mit Trommelbremse an der Hinterachse		11.8171-0008.1 990049	ATE
1.4 16V	66	02/98→05/05	←	04/98→		11.8171-0008.1 990049	ATE
1.6	55	03/98→04/04					
1.6	62	03/98→04/04					
1.6 16V	74	03/98→04/04					
1.6 Dualfuel	63	03/98→04/04					
1.7 TD	50	02/98→08/00					
1.8 16V	85	02/98→08/00					
2.0 DI	60	03/98→04/04					
1.6	76	12/02→05/05	←			11.8171-0008.1 990049	ATE
1.6 Dualfuel	62	07/00→05/05					
1.7 CDTI 16V	59	04/03→05/05					
1.7 DTI 16V	55	02/00→05/05					
1.8 16V	92	09/00→05/05					
1.8 16V Dualfuel	87	09/02→05/05					
2.2 16V	108	03/01→05/05					
2.0 DTI 16V	74	03/98→04/04	←	08/99→		11.8171-0008.1 990049	ATE
<b>Dichtungssatz, Bremssattel</b>							
1.8 16V	85	02/98→08/00	←	04/98→; + ABS		11.0441-5704.2 250034	ATE
2.0 DI	60	03/98→04/04					
1.8 16V	92	09/00→05/05	←	+ ABS		11.0441-5704.2 250034	ATE
1.8 16V Dualfuel	87	09/02→05/05					
2.0 DTI 16V	74	03/98→04/04	←	08/99→		11.0441-5704.2 250034	ATE
2.2 16V	108	03/01→05/05	←			11.0441-5704.2 250034	ATE
<b>Bremsschlauch</b>							
1.2 16V	55	09/00→05/05	←		2	24.5241-0396.3 331380	L= 398
1.6	76	12/02→05/05					
1.6 Dualfuel	62	07/00→05/05	→	☐; 32000001→; für Fahrzeuge mit Scheibenbremse an der Hinterachse		24.5157-0218.3 331095	L= 219 L2= 185 mit Rohrleitung
1.7 DTI 16V	55	02/00→05/05	→	☐; 32000001→; für Fahrzeuge mit Scheibenbremse an der Hinterachse		24.5157-0219.3 331096	L= 219 L2= 185 mit Rohrleitung
			→	für Fahrzeuge mit Trommelbremse an der Hinterachse	2	24.5240-0220.3 330619	L= 220
			→	→ 22999999; für Fahrzeuge mit Scheibenbremse an der Hinterachse	2	24.5241-0200.3 330620	L= 200
1.4 16V	66	02/98→05/05	←	04/98→	2	24.5241-0396.3 331380	L= 398
1.6	55	03/98→04/04					
↓							

**VAUXHALL - ASTRA Mk IV (G) Kombi (T98) 02/98→05/05**

**Bremsschlauch**
















































1.6 1.6 16V 1.6 Dualfuel	62	03/98→04/04	➡	☐; 32000001→; für Fahrzeuge mit Scheibenbremse an der Hinterachse	24.5157-0218.3	331095	L= 219 L2= 185 mit Rohrleitung	
	74	03/98→04/04	➡	☐; 32000001→; für Fahrzeuge mit Scheibenbremse an der Hinterachse	24.5157-0219.3	331096	L= 219 L2= 185 mit Rohrleitung	
	63	03/98→04/04	➡	04/98→; für Fahrzeuge mit Trommelbremse an der Hinterachse	2	24.5240-0220.3	330619	L= 220
			➡	04/98→; → 22999999; für Fahrzeuge mit Scheibenbremse an der Hinterachse	2	24.5241-0200.3	330620	L= 200
1.7 CDTI 16V 1.8 16V 1.8 16V Dualfuel 2.2 16V	59	04/03→05/05	←		2	24.5241-0396.3	331380	L= 398
	92	09/00→05/05	➡	☐; 32000001→	24.5157-0218.3	331095	L= 219 L2= 185 mit Rohrleitung	
	87	09/02→05/05	➡	☐; 32000001→	24.5157-0219.3	331096	L= 219 L2= 185 mit Rohrleitung	
	108	03/01→05/05	➡	→ 22999999	2	24.5241-0200.3	330620	L= 200
1.7 TD	50	02/98→08/00	←	04/98→	2	24.5241-0396.3	331380	L= 398
			➡	04/98→; für Fahrzeuge mit Trommelbremse an der Hinterachse	2	24.5240-0220.3	330619	L= 220
			➡	04/98→; für Fahrzeuge mit Scheibenbremse an der Hinterachse	2	24.5241-0200.3	330620	L= 200
1.8 16V 2.0 DI	85	02/98→08/00	←	04/98→	2	24.5241-0396.3	331380	L= 398
	60	03/98→04/04	➡	☐; 32000001→	24.5157-0218.3	331095	L= 219 L2= 185 mit Rohrleitung	
			➡	☐; 32000001→	24.5157-0219.3	331096	L= 219 L2= 185 mit Rohrleitung	
			➡	04/98→; → 22999999	2	24.5241-0200.3	330620	L= 200
2.0 DTI 16V	74	03/98→04/04	←	08/99→	2	24.5241-0396.3	331380	L= 398
			➡	☐; 32000001→	24.5157-0218.3	331095	L= 219 L2= 185 mit Rohrleitung	
			➡	☐; 32000001→	24.5157-0219.3	331096	L= 219 L2= 185 mit Rohrleitung	
			➡	08/99→; → 22999999	2	24.5241-0200.3	330620	L= 200

**VAUXHALL - ASTRA Mk IV (G) Stufenheck (T98) 02/98→05/05**








**Bremssattel**










1.2 16V	55	09/00→05/05	←	☐; 22000001→	24.3521-7001.5	240481	ATE Ø 52 - Halter
			←	☐; 22000001→	24.3521-7002.5	240482	ATE Ø 52 - Halter
			➡	☐; 07/01→ 07/03	24.3344-1713.5	240812	TRW Ø 34 - Halter
			➡	☐; 07/01→ 07/03	24.3344-1714.5	240813	TRW Ø 34 - Halter
			➡	☐; 08/03→	24.3347-1711.5	240699	TRW Ø 34 - Halter
			➡	☐; 08/03→	24.3347-1712.5	240700	TRW Ø 34 - Halter
1.4 16V 1.6 16V 1.7 DTI 16V	66	09/98→05/05	←	☐	24.3521-7001.5	240481	ATE Ø 52 - Halter
	74	09/98→05/05	←	☐	24.3521-7002.5	240482	ATE Ø 52 - Halter
	55	02/00→05/05	➡	☐; 07/01→ 07/03	24.3344-1713.5	240812	TRW Ø 34 - Halter
			➡	☐; 07/01→ 07/03	24.3344-1714.5	240813	TRW Ø 34 - Halter
			➡	☐; 08/03→	24.3347-1711.5	240699	TRW Ø 34 - Halter
			➡	☐; 08/03→	24.3347-1712.5	240700	TRW Ø 34 - Halter
1.6	55	09/98→09/00	←	☐	24.3521-7001.5	240481	ATE Ø 52 - Halter
			←	☐	24.3521-7002.5	240482	ATE Ø 52 - Halter
			➡	☐; für Fahrzeuge mit Sportfahrwerk	24.3367-1707.5	240898	TRW Ø 36 - Halter
			➡	☐; für Fahrzeuge mit Sportfahrwerk	24.3367-1708.5	240899	TRW Ø 36 - Halter
1.6 1.6 Dualfuel	62	09/00→05/05 07/00→05/05	←	☐	24.3521-7001.5	240481	ATE Ø 52 - Halter
			←	☐	24.3521-7002.5	240482	ATE Ø 52 - Halter
			➡	☐; 07/01→ 07/03	24.3344-1713.5	240812	TRW Ø 34 - Halter
			➡	☐; 07/01→ 07/03	24.3344-1714.5	240813	TRW Ø 34 - Halter
			➡	☐; 08/03→; für Fahrzeuge ohne Sportfahrwerk	24.3347-1711.5	240699	TRW Ø 34 - Halter
			➡	☐; 08/03→; für Fahrzeuge ohne Sportfahrwerk	24.3347-1712.5	240700	TRW Ø 34 - Halter
			➡	☐; 08/03→; für Fahrzeuge mit Sportfahrwerk	24.3367-1707.5	240898	TRW Ø 36 - Halter

↓

	kw			 	! #		
<b>VAUXHALL - ASTRA Mk IV (G) Stufenheck (T98) 02/98→05/05</b>							
<b> Bremssattel</b>							
1.6 1.6 Dualfuel	62 62	09/00→05/05 07/00→05/05	➡	 ; 08/03→; für Fahrzeuge mit Sportfahrwerk		24.3367-1708.5 240899	TRW Ø 36 - Halter
1.6 Dualfuel	63	09/02→05/05	←			24.3521-7001.5 240481	ATE Ø 52 - Halter
			←			24.3521-7002.5 240482	ATE Ø 52 - Halter
			➡	 ; → 07/03		24.3344-1713.5 240812	TRW Ø 34 - Halter
			➡	 ; → 07/03		24.3344-1714.5 240813	TRW Ø 34 - Halter
			➡	 ; 08/03→; für Fahrzeuge ohne Sportfahrwerk		24.3347-1711.5 240699	TRW Ø 34 - Halter
			➡	 ; 08/03→; für Fahrzeuge ohne Sportfahrwerk		24.3347-1712.5 240700	TRW Ø 34 - Halter
			➡	 ; 08/03→; für Fahrzeuge mit Sportfahrwerk		24.3367-1707.5 240898	TRW Ø 36 - Halter
			➡	 ; 08/03→; für Fahrzeuge mit Sportfahrwerk		24.3367-1708.5 240899	TRW Ø 36 - Halter
1.7 CDTI 16V	59	04/03→05/05	←			24.3521-7001.5 240481	ATE Ø 52 - Halter
			←			24.3521-7002.5 240482	ATE Ø 52 - Halter
			➡	 ; → 07/03		24.3344-1713.5 240812	TRW Ø 34 - Halter
			➡	 ; → 07/03		24.3344-1714.5 240813	TRW Ø 34 - Halter
			➡	 ; 08/03→		24.3347-1711.5 240699	TRW Ø 34 - Halter
			➡	 ; 08/03→		24.3347-1712.5 240700	TRW Ø 34 - Halter
1.7 TD	50	09/98→08/00	←			24.3521-7001.5 240481	ATE Ø 52 - Halter
			←			24.3521-7002.5 240482	ATE Ø 52 - Halter
1.8 16V 1.8 16V 1.8 16V Dualfuel 2.0 DI	85 92 87 60	02/98→07/04 02/98→07/04 02/98→07/04 02/98→07/04	←	 ; 04/98→; - ABS		24.3521-7001.5 240481	ATE Ø 52 - Halter
			←	 ; 04/98→; - ABS		24.3521-7002.5 240482	ATE Ø 52 - Halter
			←	 ; 04/98→; + ABS		24.3571-9823.5 240499	ATE Ø 57 - Halter
			←	 ; 04/98→; + ABS		24.3571-9824.5 240500	ATE Ø 57 - Halter
			➡	 ; 07/01→ 07/03		24.3344-1713.5 240812	TRW Ø 34 - Halter
			➡	 ; 07/01→ 07/03		24.3344-1714.5 240813	TRW Ø 34 - Halter
			➡	 ; 08/03→		24.3347-1711.5 240699	TRW Ø 34 - Halter
			➡	 ; 08/03→		24.3347-1712.5 240700	TRW Ø 34 - Halter
2.0 16V	100	09/98→05/05	←			24.3571-9823.5 240499	ATE Ø 57 - Halter
			←			24.3571-9824.5 240500	ATE Ø 57 - Halter
2.0 DTI 16V	74	02/98→07/04	←	 ; 08/99→		24.3571-9823.5 240499	ATE Ø 57 - Halter
			←	 ; 08/99→		24.3571-9824.5 240500	ATE Ø 57 - Halter
			➡	 ; 07/01→		24.3367-1713.5 240900	TRW Ø 36 - Halter
			➡	 ; 07/01→		24.3367-1714.5 240901	TRW Ø 36 - Halter
2.2 16V	108	03/01→05/05	←			24.3571-9823.5 240499	ATE Ø 57 - Halter
			←			24.3571-9824.5 240500	ATE Ø 57 - Halter
			➡	 ; 07/01→		24.3367-1713.5 240900	TRW Ø 36 - Halter
			➡	 ; 07/01→		24.3367-1714.5 240901	TRW Ø 36 - Halter
2.2 DTI	92	09/02→05/05	←			24.3571-9823.5 240499	ATE Ø 57 - Halter
			←			24.3571-9824.5 240500	ATE Ø 57 - Halter
			➡			24.3367-1713.5 240900	TRW Ø 36 - Halter
			➡			24.3367-1714.5 240901	TRW Ø 36 - Halter
<b>Feder, Bremssattel</b>							
1.2 16V	55	09/00→05/05			2	11.8116-0292.1 390521	ATE
1.4 16V	66	09/98→05/05			2	11.8116-0292.1 390521	ATE
1.6	55	09/98→09/00					
1.6	62	09/00→05/05					
1.6 16V	74	09/98→05/05					
1.6 Dualfuel	62	07/00→05/05					
1.6 Dualfuel	63	09/02→05/05					
1.7 CDTI 16V	59	04/03→05/05					
1.7 DTI 16V	55	02/00→05/05					
1.7 TD	50	09/98→08/00					
1.8 16V	85	02/98→07/04		04/98→; - ABS	2	11.8116-0292.1 390521	ATE
1.8 16V	92	02/98→07/04					
1.8 16V Dualfuel	87	02/98→07/04	←	04/98→; + ABS	2	11.8116-0292.1 390521	ATE
2.0 DI	60	02/98→07/04					
2.0 16V	100	09/98→05/05	←		2	11.8116-0292.1 390521	ATE
↓							










































	kw					! #			
<b>VAUXHALL - ASTRA Mk IV (G) Stufenheck (T98) 02/98→05/05</b>									
<b>Feder, Bremssattel</b>									
2.2 16V	108	03/01→05/05	←			2	11.8116-0292.1	390521	ATE
2.2 DTI	92	09/02→05/05							
2.0 DTI 16V	74	02/98→07/04	←	08/99→		2	11.8116-0292.1	390521	ATE
<b>Führungshülzensatz, Bremssattel</b>									
1.2 16V	55	09/00→05/05	←	22000001→			11.0101-5407.2	260011	ATE
			←	→ 189999999; für Fahrzeuge mit Trommelbremse an der Hinterachse			11.0101-5407.2	260011	ATE
1.4 16V	66	09/98→05/05	←				11.0101-5407.2	260011	ATE
1.6	55	09/98→09/00							
1.6	62	09/00→05/05							
1.6 16V	74	09/98→05/05							
1.6 Dualfuel	62	07/00→05/05							
1.6 Dualfuel	63	09/02→05/05							
1.7 CDTI 16V	59	04/03→05/05							
1.7 DTI 16V	55	02/00→05/05							
1.7 TD	50	09/98→08/00							
2.0 16V	100	09/98→05/05							
2.2 16V	108	03/01→05/05							
2.2 DTI	92	09/02→05/05							
1.8 16V	85	02/98→07/04	←	04/98→			11.0101-5407.2	260011	ATE
1.8 16V	92	02/98→07/04							
1.8 16V Dualfuel	87	02/98→07/04							
2.0 DI	60	02/98→07/04							
2.0 DTI 16V	74	02/98→07/04	←	08/99→			11.0101-5407.2	260011	ATE
<b>Führungsbolzen, Bremssattel</b>									
1.2 16V	55	09/00→05/05	←	22000001→			11.8171-0008.1	990049	ATE
			←	→ 189999999; für Fahrzeuge mit Trommelbremse an der Hinterachse			11.8171-0008.1	990049	ATE
1.4 16V	66	09/98→05/05	←				11.8171-0008.1	990049	ATE
1.6	55	09/98→09/00							
1.6	62	09/00→05/05							
1.6 16V	74	09/98→05/05							
1.6 Dualfuel	62	07/00→05/05							
1.6 Dualfuel	63	09/02→05/05							
1.7 CDTI 16V	59	04/03→05/05							
1.7 DTI 16V	55	02/00→05/05							
1.7 TD	50	09/98→08/00							
2.0 16V	100	09/98→05/05							
2.2 16V	108	03/01→05/05							
2.2 DTI	92	09/02→05/05							
1.8 16V	85	02/98→07/04	←	04/98→			11.8171-0008.1	990049	ATE
1.8 16V	92	02/98→07/04							
1.8 16V Dualfuel	87	02/98→07/04							
2.0 DI	60	02/98→07/04							
2.0 DTI 16V	74	02/98→07/04	←	08/99→			11.8171-0008.1	990049	ATE
<b>Dichtungssatz, Bremssattel</b>									
1.8 16V	85	02/98→07/04	←	04/98→; + ABS			11.0441-5704.2	250034	ATE
1.8 16V	92	02/98→07/04							
1.8 16V Dualfuel	87	02/98→07/04							
2.0 DI	60	02/98→07/04							
2.0 16V	100	09/98→05/05	←				11.0441-5704.2	250034	ATE
2.2 16V	108	03/01→05/05							
2.2 DTI	92	09/02→05/05							
2.0 DTI 16V	74	02/98→07/04	←	08/99→			11.0441-5704.2	250034	ATE
<b>Bremsschlauch</b>									
1.2 16V	55	09/00→05/05	←			2	24.5241-0396.3	331380	L= 398
1.4 16V	66	09/98→05/05	→				24.5157-0218.3	331095	L= 219 L2= 185 mit Rohrleitung
1.6	55	09/98→09/00	→	☐; 32000001→; für Fahrzeuge mit Scheibenbremse an der Hinterachse					
1.6	62	09/00→05/05							
1.6 16V	74	09/98→05/05							
1.6 Dualfuel	62	07/00→05/05	→	☐; 32000001→; für Fahrzeuge mit Scheibenbremse an der Hinterachse			24.5157-0219.3	331096	L= 219 L2= 185 mit Rohrleitung
1.6 Dualfuel	63	09/02→05/05							
1.7 DTI 16V	55	02/00→05/05	→	für Fahrzeuge mit Trommelbremse an der Hinterachse		2	24.5240-0220.3	330619	L= 220
			→	→ 229999999; für Fahrzeuge mit Scheibenbremse an der Hinterachse		2	24.5241-0200.3	330620	L= 200
1.7 CDTI 16V	59	04/03→05/05	←				24.5241-0396.3	331380	L= 398
2.0 16V	100	09/98→05/05	→						
2.2 16V	108	03/01→05/05	→	☐; 32000001→			24.5157-0218.3	331095	L= 219 L2= 185 mit Rohrleitung
↓									








	kw			 	! #		
<b>VAUXHALL - ASTRA Mk IV (G) Stufenheck (T98) 02/98→05/05</b>							
 <b>Bremsschlauch</b>							
2.2 DTI	92	09/02→05/05	➔	☐; 32000001→		24.5157-0219.3 331096	L= 219 L2= 185 mit Rohrleitung
			➔	→ 22999999	2	24.5241-0200.3 330620	L= 200
1.7 TD	50	09/98→08/00	➔		2	24.5241-0396.3 331380	L= 398
			➔	für Fahrzeuge mit Trommelbremse an der Hinterachse	2	24.5240-0220.3 330619	L= 220
			➔	für Fahrzeuge mit Scheibenbremse an der Hinterachse	2	24.5241-0200.3 330620	L= 200
1.8 16V	85	02/98→07/04	➔	04/98→	2	24.5241-0396.3 331380	L= 398
1.8 16V	92	02/98→07/04	➔				
1.8 16V Dualfuel	87	02/98→07/04	➔	☐; 32000001→		24.5157-0218.3 331095	L= 219 L2= 185 mit Rohrleitung
2.0 DI	60	02/98→07/04	➔	☐; 32000001→		24.5157-0219.3 331096	L= 219 L2= 185 mit Rohrleitung
			➔	04/98→; → 22999999	2	24.5241-0200.3 330620	L= 200
2.0 DTI 16V	74	02/98→07/04	➔	08/99→	2	24.5241-0396.3 331380	L= 398
			➔	☐; 32000001→		24.5157-0218.3 331095	L= 219 L2= 185 mit Rohrleitung
			➔	☐; 32000001→		24.5157-0219.3 331096	L= 219 L2= 185 mit Rohrleitung
			➔	08/99→; → 22999999	2	24.5241-0200.3 330620	L= 200
<b>VAUXHALL - ASTRA Mk V (H) CC (A04) 02/05→11/10</b>							
 <b>Bremssattel</b>							
1.3 CDTi (L08)	66	04/05→11/10	➔	☐; 08/05→		24.3571-9823.5 240499	ATE Ø 57 - Halter
			➔	☐; 08/05→		24.3571-9824.5 240500	ATE Ø 57 - Halter
			➔	☐; 08/05→; Felge Lochzahl: 4		24.3367-1707.5 240898	TRW Ø 36 - Halter
			➔	☐; 08/05→; Felge Lochzahl: 4		24.3367-1708.5 240899	TRW Ø 36 - Halter
			➔	☐; 08/05→; Felge Lochzahl: 5		24.3387-1701.5 240826	TRW Ø 38 - Halter
			➔	☐; 08/05→; Felge Lochzahl: 5		24.3387-1702.5 240827	TRW Ø 38 - Halter
1.4 i 16V (L08)	66	03/05→11/10	➔	☐		24.3571-9823.5 240499	ATE Ø 57 - Halter
1.6 (L08)	77	02/05→11/10	➔	☐		24.3571-9824.5 240500	ATE Ø 57 - Halter
1.7 CDTi (L08)	74	02/05→11/10	➔	☐; Felge Lochzahl: 4		24.3367-1707.5 240898	TRW Ø 36 - Halter
1.8 (L08)	92	02/05→11/10	➔	☐; Felge Lochzahl: 4		24.3367-1708.5 240899	TRW Ø 36 - Halter
1.8 i 16V (L08)	103	03/07→11/10	➔	☐; Felge Lochzahl: 4		24.3387-1701.5 240826	TRW Ø 38 - Halter
1.9 CDTi (L08)	88	02/05→11/10	➔	☐; Felge Lochzahl: 5		24.3387-1702.5 240827	TRW Ø 38 - Halter
1.9 CDTi (L08)	110	02/05→11/10	➔	☐; Felge Lochzahl: 5		24.3387-1701.5 240826	TRW Ø 38 - Halter
2.0 Turbo (L08)	125	02/05→11/10	➔	☐; Felge Lochzahl: 5		24.3387-1702.5 240827	TRW Ø 38 - Halter
1.6 (L08)	132	10/06→11/10	➔	☐; 01/07→		24.3571-9823.5 240499	ATE Ø 57 - Halter
1.6 i 16V (L08)	85	12/06→11/10	➔	☐; 01/07→		24.3571-9824.5 240500	ATE Ø 57 - Halter
			➔	☐; 01/07→; Felge Lochzahl: 4		24.3367-1707.5 240898	TRW Ø 36 - Halter
			➔	☐; 01/07→; Felge Lochzahl: 4		24.3367-1708.5 240899	TRW Ø 36 - Halter
			➔	☐; 01/07→; Felge Lochzahl: 5		24.3387-1701.5 240826	TRW Ø 38 - Halter
			➔	☐; 01/07→; Felge Lochzahl: 5		24.3387-1702.5 240827	TRW Ø 38 - Halter
1.7 CDTi (L08)	81	02/07→11/10	➔	☐; 04/07→		24.3571-9823.5 240499	ATE Ø 57 - Halter
			➔	☐; 04/07→		24.3571-9824.5 240500	ATE Ø 57 - Halter
			➔	☐; 04/07→; Felge Lochzahl: 4		24.3367-1707.5 240898	TRW Ø 36 - Halter
			➔	☐; 04/07→; Felge Lochzahl: 4		24.3367-1708.5 240899	TRW Ø 36 - Halter
			➔	☐; 04/07→; Felge Lochzahl: 5		24.3387-1701.5 240826	TRW Ø 38 - Halter
			➔	☐; 04/07→; Felge Lochzahl: 5		24.3387-1702.5 240827	TRW Ø 38 - Halter
1.9 CDTi (L08)	74	08/05→11/10	➔	☐; 09/05→		24.3571-9823.5 240499	ATE Ø 57 - Halter
			➔	☐; 09/05→		24.3571-9824.5 240500	ATE Ø 57 - Halter
			➔	☐; 09/05→; Felge Lochzahl: 4		24.3367-1707.5 240898	TRW Ø 36 - Halter
			➔	☐; 09/05→; Felge Lochzahl: 4		24.3367-1708.5 240899	TRW Ø 36 - Halter
			➔	☐; 09/05→; Felge Lochzahl: 5		24.3387-1701.5 240826	TRW Ø 38 - Halter
			➔	☐; 09/05→; Felge Lochzahl: 5		24.3387-1702.5 240827	TRW Ø 38 - Halter
2.0 VXR (L08)	176	02/09→11/10	➔	☐		11.9571-9779.2 220657	ATE Ø 57 - Halter
			➔	☐		11.9571-9780.2 220658	ATE Ø 57 - Halter
<b>Halter, Bremssattel</b>							
1.6 (L08)	132	10/06→11/10	➔	01/07→		11.8170-0758.1 260120	ATE
1.9 CDTi (L08)	74	08/05→11/10	➔	09/05→		11.8170-0758.1 260120	ATE
1.9 CDTi (L08)	88	02/05→11/10	➔			11.8170-0758.1 260120	ATE
↓							




























	kw			 	! #		
<b>VAUXHALL - ASTRA Mk V (H) CC (A04) 02/05→11/10</b>							
<b>Halter, Bremssattel</b>							
1.9 CDTi (L08)	110	02/05→11/10	←			11.8170-0758.1	260120 ATE
2.0 Turbo (L08)	125	02/05→11/10					
<b>Feder, Bremssattel</b>							
1.3 CDTi (L08)	66	04/05→11/10	←	08/05→	2	11.8116-0292.1	390521 ATE
1.4 i 16V (L08)	66	03/05→11/10	←		2	11.8116-0292.1	390521 ATE
1.6 (L08)	77	02/05→11/10					
1.7 CDTi (L08)	74	02/05→11/10					
1.8 (L08)	92	02/05→11/10					
1.8 i 16V (L08)	103	03/07→11/10					
1.9 CDTi (L08)	88	02/05→11/10					
1.9 CDTi (L08)	110	02/05→11/10					
2.0 Turbo (L08)	125	02/05→11/10					
1.6 (L08)	132	10/06→11/10	←	01/07→	2	11.8116-0292.1	390521 ATE
1.6 i 16V (L08)	85	12/06→11/10					
1.7 CDTi (L08)	81	02/07→11/10	←	04/07→	2	11.8116-0292.1	390521 ATE
1.9 CDTi (L08)	74	08/05→11/10	←	09/05→	2	11.8116-0292.1	390521 ATE
2.0 VXR (L08)	176	02/09→11/10			2	11.8116-0356.1	390586 ATE
<b>Führungshülzensatz, Bremssattel</b>							
1.3 CDTi (L08)	66	04/05→11/10	←	08/05→		11.0101-5407.2	260011 ATE
1.4 i 16V (L08)	66	03/05→11/10	←			11.0101-5407.2	260011 ATE
1.6 (L08)	77	02/05→11/10					
1.7 CDTi (L08)	74	02/05→11/10					
1.8 (L08)	92	02/05→11/10					
1.8 i 16V (L08)	103	03/07→11/10					
1.9 CDTi (L08)	88	02/05→11/10					
1.9 CDTi (L08)	110	02/05→11/10					
2.0 Turbo (L08)	125	02/05→11/10					
2.0 VXR (L08)	176	02/09→11/10					
1.6 (L08)	132	10/06→11/10	←	01/07→		11.0101-5407.2	260011 ATE
1.6 i 16V (L08)	85	12/06→11/10					
1.7 CDTi (L08)	81	02/07→11/10	←	04/07→		11.0101-5407.2	260011 ATE
1.9 CDTi (L08)	74	08/05→11/10	←	09/05→		11.0101-5407.2	260011 ATE
<b>Führungsbolzen, Bremssattel</b>							
1.3 CDTi (L08)	66	04/05→11/10		08/05→		11.8171-0008.1	990049 ATE
1.4 i 16V (L08)	66	03/05→11/10				11.8171-0008.1	990049 ATE
1.6 (L08)	77	02/05→11/10					
1.7 CDTi (L08)	74	02/05→11/10					
1.8 (L08)	92	02/05→11/10					
1.8 i 16V (L08)	103	03/07→11/10					
1.9 CDTi (L08)	88	02/05→11/10					
1.9 CDTi (L08)	110	02/05→11/10					
2.0 Turbo (L08)	125	02/05→11/10					
2.0 VXR (L08)	176	02/09→11/10					
1.6 (L08)	132	10/06→11/10		01/07→		11.8171-0008.1	990049 ATE
1.6 i 16V (L08)	85	12/06→11/10					
1.7 CDTi (L08)	81	02/07→11/10		04/07→		11.8171-0008.1	990049 ATE
1.9 CDTi (L08)	74	08/05→11/10		09/05→		11.8171-0008.1	990049 ATE
<b>Dichtungssatz, Bremssattel</b>							
1.3 CDTi (L08)	66	04/05→11/10	←	08/05→		11.0441-5704.2	250034 ATE
1.4 i 16V (L08)	66	03/05→11/10	←			11.0441-5704.2	250034 ATE
1.6 (L08)	77	02/05→11/10					
1.7 CDTi (L08)	74	02/05→11/10					
1.8 (L08)	92	02/05→11/10					
1.8 i 16V (L08)	103	03/07→11/10					
1.9 CDTi (L08)	88	02/05→11/10					
1.9 CDTi (L08)	110	02/05→11/10					
2.0 Turbo (L08)	125	02/05→11/10					
1.6 (L08)	132	10/06→11/10	←	01/07→		11.0441-5704.2	250034 ATE
1.6 i 16V (L08)	85	12/06→11/10					
1.7 CDTi (L08)	81	02/07→11/10	←	04/07→		11.0441-5704.2	250034 ATE
1.9 CDTi (L08)	74	08/05→11/10	←	09/05→		11.0441-5704.2	250034 ATE
<b>Bremsschlauch</b>							
1.3 CDTi (L08)	66	04/05→11/10	←	08/05→	2	24.5241-0429.3	331381 L= 429
			→	☐; 08/05→; für Fahrzeuge mit Trommelbremse an der Hinterachse		24.5152-0218.3	331042 L= 230 mit Rohrleitung
↓							

	kw			 	! #			
<b>VAUXHALL - ASTRA Mk V (H) CC (A04) 02/05→11/10</b>								
<b>Bremsschlauch</b>								
1.3 CDTi (L08)	66	04/05→11/10	➔	 ; 08/05→; für Fahrzeuge mit Trommelbremse an der Hinterachse	2	24.5152-0219.3	331043	L= 230 mit Rohrleitung
			➔	 ; 08/05→; für Fahrzeuge mit Scheibenbremse an der Hinterachse		24.5157-0218.3	331095	L= 219 L2= 185 mit Rohrleitung
			➔	 ; 08/05→; für Fahrzeuge mit Scheibenbremse an der Hinterachse		24.5157-0219.3	331096	L= 219 L2= 185 mit Rohrleitung
1.4 i 16V (L08) 1.6 (L08) 1.7 CDTi (L08) 1.8 (L08) 1.8 i 16V (L08) 1.9 CDTi (L08) 1.9 CDTi (L08) 2.0 Turbo (L08)	66 77 74 92 103 88 110 125	03/05→11/10 02/05→11/10 02/05→11/10 02/05→11/10 03/07→11/10 02/05→11/10 02/05→11/10 02/05→11/10	←		2	24.5241-0429.3	331381	L= 429
			➔	 ; für Fahrzeuge mit Trommelbremse an der Hinterachse		24.5152-0218.3	331042	L= 230 mit Rohrleitung
			➔	 ; für Fahrzeuge mit Trommelbremse an der Hinterachse		24.5152-0219.3	331043	L= 230 mit Rohrleitung
			➔	 ; für Fahrzeuge mit Scheibenbremse an der Hinterachse		24.5157-0218.3	331095	L= 219 L2= 185 mit Rohrleitung
			➔	 ; für Fahrzeuge mit Scheibenbremse an der Hinterachse		24.5157-0219.3	331096	L= 219 L2= 185 mit Rohrleitung
			➔	 ; für Fahrzeuge mit Scheibenbremse an der Hinterachse		24.5157-0218.3	331095	L= 219 L2= 185 mit Rohrleitung
			➔	 ; für Fahrzeuge mit Scheibenbremse an der Hinterachse		24.5157-0219.3	331096	L= 219 L2= 185 mit Rohrleitung
1.6 (L08)	132	10/06→11/10	←	01/07→	2	24.5241-0429.3	331381	L= 429
			➔	 ; 01/07→; für Fahrzeuge mit Scheibenbremse an der Hinterachse		24.5157-0218.3	331095	L= 219 L2= 185 mit Rohrleitung
			➔	 ; 01/07→; für Fahrzeuge mit Scheibenbremse an der Hinterachse		24.5157-0219.3	331096	L= 219 L2= 185 mit Rohrleitung
1.6 i 16V (L08)	85	12/06→11/10	←	01/07→	2	24.5241-0429.3	331381	L= 429
			➔	 ; 01/07→; für Fahrzeuge mit Trommelbremse an der Hinterachse		24.5152-0218.3	331042	L= 230 mit Rohrleitung
			➔	 ; 01/07→; für Fahrzeuge mit Trommelbremse an der Hinterachse		24.5152-0219.3	331043	L= 230 mit Rohrleitung
			➔	 ; 01/07→; für Fahrzeuge mit Scheibenbremse an der Hinterachse		24.5157-0218.3	331095	L= 219 L2= 185 mit Rohrleitung
			➔	 ; 01/07→; für Fahrzeuge mit Scheibenbremse an der Hinterachse		24.5157-0219.3	331096	L= 219 L2= 185 mit Rohrleitung
1.7 CDTi (L08)	81	02/07→11/10	←	04/07→	2	24.5241-0429.3	331381	L= 429
			➔	 ; 04/07→; für Fahrzeuge mit Scheibenbremse an der Hinterachse		24.5157-0218.3	331095	L= 219 L2= 185 mit Rohrleitung
			➔	 ; 04/07→; für Fahrzeuge mit Scheibenbremse an der Hinterachse		24.5157-0219.3	331096	L= 219 L2= 185 mit Rohrleitung
1.9 CDTi (L08)	74	08/05→11/10	←	09/05→	2	24.5241-0429.3	331381	L= 429
			➔	 ; 09/05→; für Fahrzeuge mit Trommelbremse an der Hinterachse		24.5152-0218.3	331042	L= 230 mit Rohrleitung
			➔	 ; 09/05→; für Fahrzeuge mit Trommelbremse an der Hinterachse		24.5152-0219.3	331043	L= 230 mit Rohrleitung
			➔	 ; 09/05→; für Fahrzeuge mit Scheibenbremse an der Hinterachse		24.5157-0218.3	331095	L= 219 L2= 185 mit Rohrleitung
			➔	 ; 09/05→; für Fahrzeuge mit Scheibenbremse an der Hinterachse		24.5157-0219.3	331096	L= 219 L2= 185 mit Rohrleitung
2.0 VXR (L08)	176	02/09→11/10	➔	 ; für Fahrzeuge mit Trommelbremse an der Hinterachse		24.5152-0218.3	331042	L= 230 mit Rohrleitung
			➔	 ; für Fahrzeuge mit Trommelbremse an der Hinterachse		24.5152-0219.3	331043	L= 230 mit Rohrleitung
			➔	 ; für Fahrzeuge mit Scheibenbremse an der Hinterachse		24.5157-0218.3	331095	L= 219 L2= 185 mit Rohrleitung
			➔	 ; für Fahrzeuge mit Scheibenbremse an der Hinterachse		24.5157-0219.3	331096	L= 219 L2= 185 mit Rohrleitung

	kw			 	! #		
<b>VAUXHALL - ASTRA Mk V (H) CC (A04) 01/04→09/09</b>							
<b>Bremssattel</b>							
1.3 CDTi (L48)	66	01/04→05/09	←	☐; 08/05→		24.3571-9823.5 240499	ATE Ø 57 - Halter
			←	☐; 08/05→		24.3571-9824.5 240500	ATE Ø 57 - Halter
			→	☐; 08/05→; Felge Lochzahl: 4		24.3367-1707.5 240898	TRW Ø 36 - Halter
			→	☐; 08/05→; Felge Lochzahl: 4		24.3367-1708.5 240899	TRW Ø 36 - Halter
			→	☐; 08/05→; Felge Lochzahl: 5		24.3387-1701.5 240826	TRW Ø 38 - Halter
			→	☐; 08/05→; Felge Lochzahl: 5		24.3387-1702.5 240827	TRW Ø 38 - Halter
1.4 (L48)	66	01/04→05/09	←	☐		24.3571-9823.5 240499	ATE Ø 57 - Halter
1.6 (L48)	77	01/04→05/09	←	☐		24.3571-9824.5 240500	ATE Ø 57 - Halter
1.7 CDTi (L48)	59	01/04→05/09	←	☐		24.3571-9824.5 240500	ATE Ø 57 - Halter
1.7 CDTi (L48)	74	01/04→05/09	→	☐; Felge Lochzahl: 4		24.3367-1707.5 240898	TRW Ø 36 - Halter
1.8 (L48)	92	01/04→05/09	→	☐; Felge Lochzahl: 4		24.3367-1708.5 240899	TRW Ø 36 - Halter
2.0 Turbo (L48)	125	01/04→05/09	→	☐; Felge Lochzahl: 4		24.3367-1708.5 240899	TRW Ø 36 - Halter
			→	☐; Felge Lochzahl: 5		24.3387-1701.5 240826	TRW Ø 38 - Halter
			→	☐; Felge Lochzahl: 5		24.3387-1702.5 240827	TRW Ø 38 - Halter
1.6 (L48)	85	01/04→05/09	←	☐; 01/07→		24.3571-9823.5 240499	ATE Ø 57 - Halter
1.6 Turbo (L48)	132	09/06→09/09	←	☐; 01/07→		24.3571-9824.5 240500	ATE Ø 57 - Halter
			→	☐; 01/07→; Felge Lochzahl: 4		24.3367-1707.5 240898	TRW Ø 36 - Halter
			→	☐; 01/07→; Felge Lochzahl: 4		24.3367-1708.5 240899	TRW Ø 36 - Halter
			→	☐; 01/07→; Felge Lochzahl: 5		24.3387-1701.5 240826	TRW Ø 38 - Halter
			→	☐; 01/07→; Felge Lochzahl: 5		24.3387-1702.5 240827	TRW Ø 38 - Halter
1.7 CDTi (L48)	81	01/04→05/09	←	☐; 04/07→		24.3571-9823.5 240499	ATE Ø 57 - Halter
			←	☐; 04/07→		24.3571-9824.5 240500	ATE Ø 57 - Halter
			→	☐; 04/07→; Felge Lochzahl: 4		24.3367-1707.5 240898	TRW Ø 36 - Halter
			→	☐; 04/07→; Felge Lochzahl: 4		24.3367-1708.5 240899	TRW Ø 36 - Halter
			→	☐; 04/07→; Felge Lochzahl: 5		24.3387-1701.5 240826	TRW Ø 38 - Halter
			→	☐; 04/07→; Felge Lochzahl: 5		24.3387-1702.5 240827	TRW Ø 38 - Halter
1.8 (L48)	103	01/04→05/09	←	☐; 01/06→		24.3571-9823.5 240499	ATE Ø 57 - Halter
			←	☐; 01/06→		24.3571-9824.5 240500	ATE Ø 57 - Halter
			→	☐; 01/06→; Felge Lochzahl: 4		24.3367-1707.5 240898	TRW Ø 36 - Halter
			→	☐; 01/06→; Felge Lochzahl: 4		24.3367-1708.5 240899	TRW Ø 36 - Halter
			→	☐; 01/06→; Felge Lochzahl: 5		24.3387-1701.5 240826	TRW Ø 38 - Halter
			→	☐; 01/06→; Felge Lochzahl: 5		24.3387-1702.5 240827	TRW Ø 38 - Halter
1.9 CDTi (L48)	88	01/04→05/09	←	☐; 09/04→		24.3571-9823.5 240499	ATE Ø 57 - Halter
1.9 CDTi (L48)	110	01/04→05/09	←	☐; 09/04→		24.3571-9824.5 240500	ATE Ø 57 - Halter
1.9 CDTi 16V (L48)	88	01/04→05/09	←	☐; 09/04→		24.3571-9824.5 240500	ATE Ø 57 - Halter
2.0 Turbo (L48)	147	01/04→05/09	→	☐; 09/04→; Felge Lochzahl: 4		24.3367-1707.5 240898	TRW Ø 36 - Halter
			→	☐; 09/04→; Felge Lochzahl: 4		24.3367-1708.5 240899	TRW Ø 36 - Halter
			→	☐; 09/04→; Felge Lochzahl: 5		24.3387-1701.5 240826	TRW Ø 38 - Halter
			→	☐; 09/04→; Felge Lochzahl: 5		24.3387-1702.5 240827	TRW Ø 38 - Halter
2.0 Turbo (L48)	177	01/04→05/09	←	☐; 03/05→		11.9571-9779.2 220657	ATE Ø 57 - Halter
			←	☐; 03/05→		11.9571-9780.2 220658	ATE Ø 57 - Halter
<b>Halter, Bremssattel</b>							
1.6 Turbo (L48)	132	09/06→09/09	←	01/07→		11.8170-0758.1 260120	ATE
1.9 CDTi (L48)	88	01/04→05/09	←	09/04→		11.8170-0758.1 260120	ATE
1.9 CDTi (L48)	110	01/04→05/09	←				
1.9 CDTi 16V (L48)	88	01/04→05/09	←				
2.0 Turbo (L48)	147	01/04→05/09	←				
2.0 Turbo (L48)	125	01/04→05/09	←			11.8170-0758.1 260120	ATE
<b>Feder, Bremssattel</b>							
1.3 CDTi (L48)	66	01/04→05/09	←	08/05→	2	11.8116-0292.1 390521	ATE
1.4 (L48)	66	01/04→05/09	←		2	11.8116-0292.1 390521	ATE
1.6 (L48)	77	01/04→05/09	←				
1.7 CDTi (L48)	59	01/04→05/09	←				
1.7 CDTi (L48)	74	01/04→05/09	←				
1.8 (L48)	92	01/04→05/09	←				
2.0 Turbo (L48)	125	01/04→05/09	←				
1.6 (L48)	85	01/04→05/09	←	01/07→	2	11.8116-0292.1 390521	ATE
1.6 Turbo (L48)	132	09/06→09/09	←				
1.7 CDTi (L48)	81	01/04→05/09	←	04/07→	2	11.8116-0292.1 390521	ATE
↓							

	kw					! #		
<b>VAUXHALL - ASTRA Mk V (H) CC (A04) 01/04→09/09</b>								
<b>Feder, Bremssattel</b>								
1.8 (L48)	103	01/04→05/09	←	01/06→		2	11.8116-0292.1 390521	ATE
1.9 CDTi (L48)	88	01/04→05/09	←	09/04→		2	11.8116-0292.1 390521	ATE
1.9 CDTi (L48)	110	01/04→05/09						
1.9 CDTi 16V (L48)	88	01/04→05/09						
2.0 Turbo (L48)	147	01/04→05/09						
2.0 Turbo (L48)	177	01/04→05/09		03/05→		2	11.8116-0356.1 390586	ATE
<b>Führungshülzensatz, Bremssattel</b>								
1.3 CDTi (L48)	66	01/04→05/09	←	08/05→			11.0101-5407.2 260011	ATE
1.4 (L48)	66	01/04→05/09	←				11.0101-5407.2 260011	ATE
1.6 (L48)	77	01/04→05/09						
1.7 CDTi (L48)	59	01/04→05/09						
1.7 CDTi (L48)	74	01/04→05/09						
1.8 (L48)	92	01/04→05/09						
2.0 Turbo (L48)	125	01/04→05/09						
1.6 (L48)	85	01/04→05/09	←	01/07→			11.0101-5407.2 260011	ATE
1.6 Turbo (L48)	132	09/06→09/09						
1.7 CDTi (L48)	81	01/04→05/09	←	04/07→			11.0101-5407.2 260011	ATE
1.8 (L48)	103	01/04→05/09	←	01/06→			11.0101-5407.2 260011	ATE
1.9 CDTi (L48)	88	01/04→05/09	←	09/04→			11.0101-5407.2 260011	ATE
1.9 CDTi (L48)	110	01/04→05/09						
1.9 CDTi 16V (L48)	88	01/04→05/09						
2.0 Turbo (L48)	147	01/04→05/09						
2.0 Turbo (L48)	177	01/04→05/09	←	03/05→			11.0101-5407.2 260011	ATE
<b>Führungsbolzen, Bremssattel</b>								
1.3 CDTi (L48)	66	01/04→05/09		08/05→			11.8171-0008.1 990049	ATE
1.4 (L48)	66	01/04→05/09					11.8171-0008.1 990049	ATE
1.6 (L48)	77	01/04→05/09						
1.7 CDTi (L48)	59	01/04→05/09						
1.7 CDTi (L48)	74	01/04→05/09						
1.8 (L48)	92	01/04→05/09						
2.0 Turbo (L48)	125	01/04→05/09						
1.6 (L48)	85	01/04→05/09		01/07→			11.8171-0008.1 990049	ATE
1.6 Turbo (L48)	132	09/06→09/09						
1.7 CDTi (L48)	81	01/04→05/09		04/07→			11.8171-0008.1 990049	ATE
1.8 (L48)	103	01/04→05/09		01/06→			11.8171-0008.1 990049	ATE
1.9 CDTi (L48)	88	01/04→05/09		09/04→			11.8171-0008.1 990049	ATE
1.9 CDTi (L48)	110	01/04→05/09						
1.9 CDTi 16V (L48)	88	01/04→05/09						
2.0 Turbo (L48)	147	01/04→05/09						
2.0 Turbo (L48)	177	01/04→05/09		03/05→			11.8171-0008.1 990049	ATE
<b>Dichtungssatz, Bremssattel</b>								
1.3 CDTi (L48)	66	01/04→05/09	←	08/05→			11.0441-5704.2 250034	ATE
1.4 (L48)	66	01/04→05/09	←				11.0441-5704.2 250034	ATE
1.6 (L48)	77	01/04→05/09						
1.7 CDTi (L48)	59	01/04→05/09						
1.7 CDTi (L48)	74	01/04→05/09						
1.8 (L48)	92	01/04→05/09						
2.0 Turbo (L48)	125	01/04→05/09						
1.6 (L48)	85	01/04→05/09	←	01/07→			11.0441-5704.2 250034	ATE
1.6 Turbo (L48)	132	09/06→09/09						
1.7 CDTi (L48)	81	01/04→05/09	←	04/07→			11.0441-5704.2 250034	ATE
1.8 (L48)	103	01/04→05/09	←	01/06→			11.0441-5704.2 250034	ATE
1.9 CDTi (L48)	88	01/04→05/09	←	09/04→			11.0441-5704.2 250034	ATE
1.9 CDTi (L48)	110	01/04→05/09						
1.9 CDTi 16V (L48)	88	01/04→05/09						
2.0 Turbo (L48)	147	01/04→05/09						
<b>Bremsschlauch</b>								
1.3 CDTi (L48)	66	01/04→05/09	←	08/05→		2	24.5241-0429.3 331381	L= 429
			→	☐; 08/05→; für Fahrzeuge mit Trommelbremse an der Hinterachse			24.5152-0218.3 331042	L= 230 mit Rohrleitung
			→	☐; 08/05→; für Fahrzeuge mit Trommelbremse an der Hinterachse			24.5152-0219.3 331043	L= 230 mit Rohrleitung
			→	☐; 08/05→; für Fahrzeuge mit Scheibenbremse an der Hinterachse			24.5157-0218.3 331095	L= 219 L2= 185 mit Rohrleitung
↓								

	kw			 	! #		
<b>VAUXHALL - ASTRA Mk V (H) CC (A04) 01/04→09/09</b>							
<b>Bremsschlauch</b>							
1.3 CDTI (L48)	66	01/04→05/09	➔	<input type="checkbox"/> ; 08/05→; für Fahrzeuge mit Scheibenbremse an der Hinterachse		24.5157-0219.3 331096	L= 219 L2= 185 mit Rohrleitung
1.4 (L48)	66	01/04→05/09	➔		2	24.5241-0429.3 331381	L= 429
1.6 (L48)	77	01/04→05/09	➔	<input type="checkbox"/> ;		24.5152-0218.3 331042	L= 230 mit Rohrleitung
1.7 CDTI (L48)	59	01/04→05/09	➔	<input type="checkbox"/> ; für Fahrzeuge mit Trommelbremse an der Hinterachse		24.5152-0219.3 331043	L= 230 mit Rohrleitung
1.7 CDTI (L48)	74	01/04→05/09	➔	<input type="checkbox"/> ;		24.5157-0218.3 331095	L= 219 L2= 185 mit Rohrleitung
1.8 (L48)	92	01/04→05/09	➔	<input type="checkbox"/> ; für Fahrzeuge mit Scheibenbremse an der Hinterachse		24.5157-0219.3 331096	L= 219 L2= 185 mit Rohrleitung
2.0 Turbo (L48)	125	01/04→05/09	➔	<input type="checkbox"/> ; für Fahrzeuge mit Trommelbremse an der Hinterachse		24.5152-0218.3 331042	L= 230 mit Rohrleitung
1.6 (L48)	85	01/04→05/09	➔	<input type="checkbox"/> ; 01/07→; für Fahrzeuge mit Trommelbremse an der Hinterachse	2	24.5241-0429.3 331381	L= 429
			➔	<input type="checkbox"/> ; 01/07→; für Fahrzeuge mit Trommelbremse an der Hinterachse		24.5152-0218.3 331042	L= 230 mit Rohrleitung
			➔	<input type="checkbox"/> ; 01/07→; für Fahrzeuge mit Trommelbremse an der Hinterachse		24.5152-0219.3 331043	L= 230 mit Rohrleitung
			➔	<input type="checkbox"/> ; 01/07→; für Fahrzeuge mit Scheibenbremse an der Hinterachse		24.5157-0218.3 331095	L= 219 L2= 185 mit Rohrleitung
			➔	<input type="checkbox"/> ; 01/07→; für Fahrzeuge mit Scheibenbremse an der Hinterachse		24.5157-0219.3 331096	L= 219 L2= 185 mit Rohrleitung
1.6 Turbo (L48)	132	09/06→09/09	➔	<input type="checkbox"/> ; 01/07→; für Fahrzeuge mit Scheibenbremse an der Hinterachse	2	24.5241-0429.3 331381	L= 429
			➔	<input type="checkbox"/> ; 01/07→; für Fahrzeuge mit Scheibenbremse an der Hinterachse		24.5157-0218.3 331095	L= 219 L2= 185 mit Rohrleitung
			➔	<input type="checkbox"/> ; 01/07→; für Fahrzeuge mit Scheibenbremse an der Hinterachse		24.5157-0219.3 331096	L= 219 L2= 185 mit Rohrleitung
1.7 CDTi (L48)	81	01/04→05/09	➔	<input type="checkbox"/> ; 04/07→; für Fahrzeuge mit Scheibenbremse an der Hinterachse	2	24.5241-0429.3 331381	L= 429
			➔	<input type="checkbox"/> ; 04/07→; für Fahrzeuge mit Scheibenbremse an der Hinterachse		24.5157-0218.3 331095	L= 219 L2= 185 mit Rohrleitung
			➔	<input type="checkbox"/> ; 04/07→; für Fahrzeuge mit Scheibenbremse an der Hinterachse		24.5157-0219.3 331096	L= 219 L2= 185 mit Rohrleitung
1.8 (L48)	103	01/04→05/09	➔	<input type="checkbox"/> ; 01/06→; für Fahrzeuge mit Trommelbremse an der Hinterachse	2	24.5241-0429.3 331381	L= 429
			➔	<input type="checkbox"/> ; 01/06→; für Fahrzeuge mit Trommelbremse an der Hinterachse		24.5152-0218.3 331042	L= 230 mit Rohrleitung
			➔	<input type="checkbox"/> ; 01/06→; für Fahrzeuge mit Trommelbremse an der Hinterachse		24.5152-0219.3 331043	L= 230 mit Rohrleitung
			➔	<input type="checkbox"/> ; 01/06→; für Fahrzeuge mit Scheibenbremse an der Hinterachse		24.5157-0218.3 331095	L= 219 L2= 185 mit Rohrleitung
			➔	<input type="checkbox"/> ; 01/06→; für Fahrzeuge mit Scheibenbremse an der Hinterachse		24.5157-0219.3 331096	L= 219 L2= 185 mit Rohrleitung
1.9 CDTI (L48)	88	01/04→05/09	➔	<input type="checkbox"/> ; 09/04→;	2	24.5241-0429.3 331381	L= 429
1.9 CDTI (L48)	110	01/04→05/09	➔	<input type="checkbox"/> ; 09/04→; für Fahrzeuge mit Trommelbremse an der Hinterachse		24.5152-0218.3 331042	L= 230 mit Rohrleitung
1.9 CDTI 16V (L48)	88	01/04→05/09	➔	<input type="checkbox"/> ; 09/04→;		24.5152-0219.3 331043	L= 230 mit Rohrleitung
2.0 Turbo (L48)	147	01/04→05/09	➔	<input type="checkbox"/> ; 09/04→; für Fahrzeuge mit Trommelbremse an der Hinterachse		24.5157-0218.3 331095	L= 219 L2= 185 mit Rohrleitung
			➔	<input type="checkbox"/> ; 09/04→; für Fahrzeuge mit Scheibenbremse an der Hinterachse		24.5157-0219.3 331096	L= 219 L2= 185 mit Rohrleitung
2.0 Turbo (L48)	177	01/04→05/09	➔	<input type="checkbox"/> ; 03/05→; für Fahrzeuge mit Trommelbremse an der Hinterachse		24.5152-0218.3 331042	L= 230 mit Rohrleitung
↓							

	kw					! #		
<b>VAUXHALL - ASTRA Mk V (H) CC (A04) 01/04→09/09</b>								
 <b>Bremsschlauch</b>								
2.0 Turbo (L48)	177	01/04→05/09	➔	☐; 03/05→; für Fahrzeuge mit Trommelbremse an der Hinterachse		24.5152-0219.3	331043	L= 230 mit Rohrleitung
			➔	☐; 03/05→; für Fahrzeuge mit Scheibenbremse an der Hinterachse		24.5157-0218.3	331095	L= 219 L2= 185 mit Rohrleitung
			➔	☐; 03/05→; für Fahrzeuge mit Scheibenbremse an der Hinterachse		24.5157-0219.3	331096	L= 219 L2= 185 mit Rohrleitung
<b>VAUXHALL - ASTRA Mk V (H) Convertible (A04) 09/05→08/11</b>								
 <b>Bremssattel</b>								
1.6 (L67)	77	09/05→11/10	←	☐; 03/06→		24.3571-9823.5	240499	ATE Ø 57 - Halter
1.9 CDTi (L67)	110	01/06→11/10	←	☐; 03/06→		24.3571-9824.5	240500	ATE Ø 57 - Halter
2.0 (L67)	125	02/06→11/10	←	☐; 03/06→		24.3571-9824.5	240500	ATE Ø 57 - Halter
2.0 Turbo (L67)	147	01/06→11/10	➔	☐; 03/06→; Felge Lochzahl: 4		24.3367-1707.5	240898	TRW Ø 36 - Halter
			➔	☐; 03/06→; Felge Lochzahl: 4		24.3367-1708.5	240899	TRW Ø 36 - Halter
			➔	☐; 03/06→; Felge Lochzahl: 5		24.3387-1701.5	240826	TRW Ø 38 - Halter
			➔	☐; 03/06→; Felge Lochzahl: 5		24.3387-1702.5	240827	TRW Ø 38 - Halter
1.6 i 16V (L67)	85	10/06→08/11	←	☐; 12/06→		24.3571-9823.5	240499	ATE Ø 57 - Halter
			←	☐; 12/06→		24.3571-9824.5	240500	ATE Ø 57 - Halter
			➔	☐; 12/06→ 11/10; Felge Lochzahl: 4		24.3367-1707.5	240898	TRW Ø 36 - Halter
			➔	☐; 12/06→ 11/10; Felge Lochzahl: 4		24.3367-1708.5	240899	TRW Ø 36 - Halter
			➔	☐; 12/06→; Felge Lochzahl: 5		24.3387-1701.5	240826	TRW Ø 38 - Halter
			➔	☐; 12/06→; Felge Lochzahl: 5		24.3387-1702.5	240827	TRW Ø 38 - Halter
1.8 (L67)	103	05/08→11/10	←	☐		24.3571-9823.5	240499	ATE Ø 57 - Halter
			←	☐		24.3571-9824.5	240500	ATE Ø 57 - Halter
			➔	☐; Felge Lochzahl: 4		24.3367-1707.5	240898	TRW Ø 36 - Halter
			➔	☐; Felge Lochzahl: 4		24.3367-1708.5	240899	TRW Ø 36 - Halter
			➔	☐; Felge Lochzahl: 5		24.3387-1701.5	240826	TRW Ø 38 - Halter
			➔	☐; Felge Lochzahl: 5		24.3387-1702.5	240827	TRW Ø 38 - Halter
<b>Halter, Bremssattel</b>								
1.9 CDTi (L67)	110	01/06→11/10	←	03/06→		11.8170-0758.1	260120	ATE
2.0 (L67)	125	02/06→11/10	←	03/06→		11.8170-0758.1	260120	ATE
2.0 Turbo (L67)	147	01/06→11/10	←	03/06→		11.8170-0758.1	260120	ATE
<b>Feder, Bremssattel</b>								
1.6 (L67)	77	09/05→11/10	←	03/06→	2	11.8116-0292.1	390521	ATE
1.9 CDTi (L67)	110	01/06→11/10	←	03/06→	2	11.8116-0292.1	390521	ATE
2.0 (L67)	125	02/06→11/10	←	03/06→	2	11.8116-0292.1	390521	ATE
2.0 Turbo (L67)	147	01/06→11/10	←	03/06→	2	11.8116-0292.1	390521	ATE
1.6 i 16V (L67)	85	10/06→08/11	←	12/06→	2	11.8116-0292.1	390521	ATE
1.8 (L67)	103	05/08→11/10	←	12/06→	2	11.8116-0292.1	390521	ATE
<b>Führungshülzensatz, Bremssattel</b>								
1.6 (L67)	77	09/05→11/10	←	03/06→		11.0101-5407.2	260011	ATE
1.9 CDTi (L67)	110	01/06→11/10	←	03/06→		11.0101-5407.2	260011	ATE
2.0 (L67)	125	02/06→11/10	←	03/06→		11.0101-5407.2	260011	ATE
2.0 Turbo (L67)	147	01/06→11/10	←	03/06→		11.0101-5407.2	260011	ATE
1.6 i 16V (L67)	85	10/06→08/11	←	12/06→		11.0101-5407.2	260011	ATE
1.8 (L67)	103	05/08→11/10	←	12/06→		11.0101-5407.2	260011	ATE
<b>Führungsbolzen, Bremssattel</b>								
1.6 (L67)	77	09/05→11/10		03/06→		11.8171-0008.1	990049	ATE
1.9 CDTi (L67)	110	01/06→11/10		03/06→		11.8171-0008.1	990049	ATE
2.0 (L67)	125	02/06→11/10		03/06→		11.8171-0008.1	990049	ATE
2.0 Turbo (L67)	147	01/06→11/10		03/06→		11.8171-0008.1	990049	ATE
1.6 i 16V (L67)	85	10/06→08/11		12/06→		11.8171-0008.1	990049	ATE
1.8 (L67)	103	05/08→11/10		12/06→		11.8171-0008.1	990049	ATE
<b>Dichtungssatz, Bremssattel</b>								
1.6 (L67)	77	09/05→11/10	←	03/06→		11.0441-5704.2	250034	ATE
1.9 CDTi (L67)	110	01/06→11/10	←	03/06→		11.0441-5704.2	250034	ATE
2.0 (L67)	125	02/06→11/10	←	03/06→		11.0441-5704.2	250034	ATE
2.0 Turbo (L67)	147	01/06→11/10	←	03/06→		11.0441-5704.2	250034	ATE
			↓					



**VAUXHALL - ASTRA Mk V (H) Convertible (A04) 09/05→08/11**

**Dichtungssatz, Bremssattel**

1.6 i 16V (L67)	85	10/06→08/11	←	12/06→		11.0441-5704.2	250034	ATE
1.8 (L67)	103	05/08→11/10	←			11.0441-5704.2	250034	ATE

**Bremsschlauch**








1.6 (L67)	77	09/05→11/10	←	03/06→	2	24.5241-0429.3	331381	L= 429
1.9 CDTi (L67)	110	01/06→11/10	→	☐; 03/06→;		24.5157-0218.3	331095	L= 219 L2= 185 mit Rohrleitung
2.0 (L67)	125	02/06→11/10	→	für Fahrzeuge mit Scheibenbremse an der Hinterachse				
2.0 Turbo (L67)	147	01/06→11/10	→	☐; 03/06→;		24.5157-0219.3	331096	L= 219 L2= 185 mit Rohrleitung
			→	für Fahrzeuge mit Scheibenbremse an der Hinterachse				
1.6 i 16V (L67)	85	10/06→08/11	←	12/06→	2	24.5241-0429.3	331381	L= 429
			→	☐; 12/06→;		24.5157-0218.3	331095	L= 219 L2= 185 mit Rohrleitung
			→	für Fahrzeuge mit Scheibenbremse an der Hinterachse				
			→	☐; 12/06→;		24.5157-0219.3	331096	L= 219 L2= 185 mit Rohrleitung
			→	für Fahrzeuge mit Scheibenbremse an der Hinterachse				
1.8 (L67)	103	05/08→11/10	←		2	24.5241-0429.3	331381	L= 429
			→	☐;		24.5157-0218.3	331095	L= 219 L2= 185 mit Rohrleitung
			→	für Fahrzeuge mit Scheibenbremse an der Hinterachse				
			→	☐;		24.5157-0219.3	331096	L= 219 L2= 185 mit Rohrleitung
			→	für Fahrzeuge mit Scheibenbremse an der Hinterachse				

**VAUXHALL - ASTRA Mk V (H) Kombi (A04) 08/04→10/12**










**Bremssattel**








1.3 CDTi (L35)	66	08/04→03/09	←	☐; 08/05→		24.3571-9823.5	240499	ATE Ø 57 - Halter
			←	☐; 08/05→		24.3571-9824.5	240500	ATE Ø 57 - Halter
			→	☐; 08/05→; Felge Lochzahl: 4		24.3367-1707.5	240898	TRW Ø 36 - Halter
			→	☐; 08/05→; Felge Lochzahl: 4		24.3367-1708.5	240899	TRW Ø 36 - Halter
			→	☐; 08/05→; Felge Lochzahl: 5		24.3387-1701.5	240826	TRW Ø 38 - Halter
			→	☐; 08/05→; Felge Lochzahl: 5		24.3387-1702.5	240827	TRW Ø 38 - Halter
1.4 (L35)	55	08/04→10/10	←	☐		24.3571-9823.5	240499	ATE Ø 57 - Halter
1.4 (L35)	66	08/04→03/09	←	☐		24.3571-9824.5	240500	ATE Ø 57 - Halter
1.6 (L35)	77	08/04→03/09	←	☐		24.3571-9824.5	240500	ATE Ø 57 - Halter
1.7 CDTi (L35)	74	08/04→03/09	→	☐; Felge Lochzahl: 4		24.3367-1707.5	240898	TRW Ø 36 - Halter
1.7 CDTi (L35)	59	08/04→05/09	→	☐; Felge Lochzahl: 4		24.3367-1708.5	240899	TRW Ø 36 - Halter
1.8 (L35)	92	10/04→03/09	→	☐; Felge Lochzahl: 4		24.3367-1708.5	240899	TRW Ø 36 - Halter
1.8 (L35)	103	12/05→10/10	→	☐; Felge Lochzahl: 5		24.3387-1701.5	240826	TRW Ø 38 - Halter
1.9 CDTi (L35)	88	08/04→03/09	→	☐; Felge Lochzahl: 5		24.3387-1702.5	240827	TRW Ø 38 - Halter
2.0 Turbo (L35)	125	08/04→10/10	→	☐; Felge Lochzahl: 5		24.3387-1702.5	240827	TRW Ø 38 - Halter
1.6 (L35)	85	08/04→03/09	←	☐; 01/07→		24.3571-9823.5	240499	ATE Ø 57 - Halter
1.6 (L35)	132	08/04→03/09	←	☐; 01/07→		24.3571-9824.5	240500	ATE Ø 57 - Halter
			→	☐; 01/07→; Felge Lochzahl: 4		24.3367-1707.5	240898	TRW Ø 36 - Halter
			→	☐; 01/07→; Felge Lochzahl: 4		24.3367-1708.5	240899	TRW Ø 36 - Halter
			→	☐; 01/07→; Felge Lochzahl: 5		24.3387-1701.5	240826	TRW Ø 38 - Halter
			→	☐; 01/07→; Felge Lochzahl: 5		24.3387-1702.5	240827	TRW Ø 38 - Halter
1.7 CDTi (L35)	81	08/04→10/12	←	☐; 04/07→ 11/10		24.3571-9823.5	240499	ATE Ø 57 - Halter
			←	☐; 04/07→ 11/10		24.3571-9824.5	240500	ATE Ø 57 - Halter
			→	☐; 04/07→ 11/10; Felge Lochzahl: 4		24.3367-1707.5	240898	TRW Ø 36 - Halter
			→	☐; 04/07→ 11/10; Felge Lochzahl: 4		24.3367-1708.5	240899	TRW Ø 36 - Halter
			→	☐; 04/07→ 11/10; Felge Lochzahl: 5		24.3387-1701.5	240826	TRW Ø 38 - Halter
			→	☐; 04/07→ 11/10; Felge Lochzahl: 5		24.3387-1702.5	240827	TRW Ø 38 - Halter
1.9 CDTi (L35)	110	08/04→03/09	←	☐; 09/04→		24.3571-9823.5	240499	ATE Ø 57 - Halter
2.0 Turbo (L35)	147	08/04→10/10	←	☐; 09/04→		24.3571-9824.5	240500	ATE Ø 57 - Halter
			→	☐; 09/04→; Felge Lochzahl: 4		24.3367-1707.5	240898	TRW Ø 36 - Halter
			→	☐; 09/04→; Felge Lochzahl: 4		24.3367-1708.5	240899	TRW Ø 36 - Halter
			→	☐; 09/04→; Felge Lochzahl: 5		24.3387-1701.5	240826	TRW Ø 38 - Halter
			→	☐; 09/04→; Felge Lochzahl: 5		24.3387-1702.5	240827	TRW Ø 38 - Halter

↓

	kw			 	! #		
<b>VAUXHALL - ASTRA Mk V (H) Kombi (A04) 08/04→10/12</b>							
<b>Halter, Bremssattel</b>							
1.6 (L35)	132	08/04→03/09	←	01/07→		11.8170-0758.1 260120	ATE
1.9 CDTi (L35)	88	08/04→03/09	←			11.8170-0758.1 260120	ATE
2.0 Turbo (L35)	125	08/04→10/10					
1.9 CDTi (L35)	110	08/04→03/09	←	09/04→		11.8170-0758.1 260120	ATE
2.0 Turbo (L35)	147	08/04→10/10					
<b>Feder, Bremssattel</b>							
1.3 CDTi (L35)	66	08/04→03/09	←	08/05→	2	11.8116-0292.1 390521	ATE
1.4 (L35)	55	08/04→10/10	←		2	11.8116-0292.1 390521	ATE
1.4 (L35)	66	08/04→03/09					
1.6 (L35)	77	08/04→03/09					
1.7 CDTi (L35)	74	08/04→03/09					
1.7 CDTi (L35)	59	08/04→05/09					
1.8 (L35)	92	10/04→03/09					
1.8 (L35)	103	12/05→10/10					
1.9 CDTi (L35)	88	08/04→03/09					
2.0 Turbo (L35)	125	08/04→10/10					
1.6 (L35)	85	08/04→03/09	←	01/07→	2	11.8116-0292.1 390521	ATE
1.6 (L35)	132	08/04→03/09					
1.7 CDTi (L35)	81	08/04→10/12	←	04/07→ 11/10	2	11.8116-0292.1 390521	ATE
1.9 CDTi (L35)	110	08/04→03/09	←	09/04→	2	11.8116-0292.1 390521	ATE
2.0 Turbo (L35)	147	08/04→10/10					
<b>Führungshülzensatz, Bremssattel</b>							
1.3 CDTi (L35)	66	08/04→03/09	←	08/05→		11.0101-5407.2 260011	ATE
1.4 (L35)	55	08/04→10/10	←			11.0101-5407.2 260011	ATE
1.4 (L35)	66	08/04→03/09					
1.6 (L35)	77	08/04→03/09					
1.7 CDTi (L35)	74	08/04→03/09					
1.7 CDTi (L35)	59	08/04→05/09					
1.8 (L35)	92	10/04→03/09					
1.8 (L35)	103	12/05→10/10					
1.9 CDTi (L35)	88	08/04→03/09					
2.0 Turbo (L35)	125	08/04→10/10					
1.6 (L35)	85	08/04→03/09	←	01/07→		11.0101-5407.2 260011	ATE
1.6 (L35)	132	08/04→03/09					
1.7 CDTi (L35)	81	08/04→10/12	←	04/07→ 11/10		11.0101-5407.2 260011	ATE
1.9 CDTi (L35)	110	08/04→03/09	←	09/04→		11.0101-5407.2 260011	ATE
2.0 Turbo (L35)	147	08/04→10/10					
<b>Führungsbolzen, Bremssattel</b>							
1.3 CDTi (L35)	66	08/04→03/09	←	08/05→		11.8171-0008.1 990049	ATE
1.4 (L35)	55	08/04→10/10	←			11.8171-0008.1 990049	ATE
1.4 (L35)	66	08/04→03/09					
1.6 (L35)	77	08/04→03/09					
1.7 CDTi (L35)	74	08/04→03/09					
1.7 CDTi (L35)	59	08/04→05/09					
1.8 (L35)	92	10/04→03/09					
1.8 (L35)	103	12/05→10/10					
1.9 CDTi (L35)	88	08/04→03/09					
2.0 Turbo (L35)	125	08/04→10/10					
1.6 (L35)	85	08/04→03/09	←	01/07→		11.8171-0008.1 990049	ATE
1.6 (L35)	132	08/04→03/09					
1.7 CDTi (L35)	81	08/04→10/12	←	04/07→ 11/10		11.8171-0008.1 990049	ATE
1.9 CDTi (L35)	110	08/04→03/09	←	09/04→		11.8171-0008.1 990049	ATE
2.0 Turbo (L35)	147	08/04→10/10					
<b>Dichtungssatz, Bremssattel</b>							
1.3 CDTi (L35)	66	08/04→03/09	←	08/05→		11.0441-5704.2 250034	ATE
1.4 (L35)	55	08/04→10/10	←			11.0441-5704.2 250034	ATE
1.4 (L35)	66	08/04→03/09					
1.6 (L35)	77	08/04→03/09					
1.7 CDTi (L35)	74	08/04→03/09					
1.7 CDTi (L35)	59	08/04→05/09					
1.8 (L35)	92	10/04→03/09					
1.8 (L35)	103	12/05→10/10					
1.9 CDTi (L35)	88	08/04→03/09					
2.0 Turbo (L35)	125	08/04→10/10					
1.6 (L35)	85	08/04→03/09	←	01/07→		11.0441-5704.2 250034	ATE
1.6 (L35)	132	08/04→03/09					
1.7 CDTi (L35)	81	08/04→10/12	←	04/07→ 11/10		11.0441-5704.2 250034	ATE
1.9 CDTi (L35)	110	08/04→03/09	←	09/04→		11.0441-5704.2 250034	ATE
2.0 Turbo (L35)	147	08/04→10/10					
↓							



	kw			 	! #		
<b>VAUXHALL - ASTRA Mk V (H) Kombi (A04) 08/04→10/12</b>							
 <b>Bremsschlauch</b>							
1.3 CDTi (L35)	66	08/04→03/09	←	08/05→	2	24.5241-0429.3 331381	L= 429
			→	☐; 08/05→		24.5157-0218.3 331095	L= 219 L2= 185 mit Rohrleitung
			→	☐; 08/05→		24.5157-0219.3 331096	L= 219 L2= 185 mit Rohrleitung
1.4 (L35)	55	08/04→10/10	←		2	24.5241-0429.3 331381	L= 429
1.4 (L35)	66	08/04→03/09	→	☐		24.5157-0218.3 331095	L= 219 L2= 185 mit Rohrleitung
1.6 (L35)	77	08/04→03/09	→	☐		24.5157-0219.3 331096	L= 219 L2= 185 mit Rohrleitung
1.7 CDTi (L35)	74	08/04→03/09	→	☐		24.5157-0219.3 331096	L= 219 L2= 185 mit Rohrleitung
1.7 CDTi (L35)	59	08/04→05/09					
1.8 (L35)	92	10/04→03/09					
1.8 (L35)	103	12/05→10/10					
1.9 CDTi (L35)	88	08/04→03/09					
2.0 Turbo (L35)	125	08/04→10/10					
1.6 (L35)	85	08/04→03/09	←	01/07→	2	24.5241-0429.3 331381	L= 429
1.6 (L35)	132	08/04→03/09	→	☐; 01/07→		24.5157-0218.3 331095	L= 219 L2= 185 mit Rohrleitung
			→	☐; 01/07→		24.5157-0219.3 331096	L= 219 L2= 185 mit Rohrleitung
1.7 CDTi (L35)	81	08/04→10/12	←	04/07→ 11/10	2	24.5241-0429.3 331381	L= 429
			→	☐; 04/07→ 11/10		24.5157-0218.3 331095	L= 219 L2= 185 mit Rohrleitung
			→	☐; 04/07→ 11/10		24.5157-0219.3 331096	L= 219 L2= 185 mit Rohrleitung
1.9 CDTi (L35)	110	08/04→03/09	←	09/04→	2	24.5241-0429.3 331381	L= 429
2.0 Turbo (L35)	147	08/04→10/10	→	☐; 09/04→		24.5157-0218.3 331095	L= 219 L2= 185 mit Rohrleitung
			→	☐; 09/04→		24.5157-0219.3 331096	L= 219 L2= 185 mit Rohrleitung
<b>VAUXHALL - ASTRA Mk VI (J) (P10) 12/09→</b>							
 <b>Bremssattel</b>							
1.3 CDTi	70	12/09→	←	☐; für Bremsscheibendurchmesser [mm]: 300		11.9601-2601.2 220913	ATE Ø 60 - Halter
1.4	64	12/09→					
1.4	74	12/09→12/16					
1.4 Turbo	88	08/11→	←	☐; für Bremsscheibendurchmesser [mm]: 300		11.9601-2602.2 220914	ATE Ø 60 - Halter
1.4 Turbo	103	12/09→					
1.6	85	12/09→					
1.6 Turbo	132	12/09→	←	☐; für Bremsscheibendurchmesser [mm]: 276		11.9601-2603.2 220915	ATE Ø 60 - Halter
1.7 CDTi	81	12/09→	←	☐; für Bremsscheibendurchmesser [mm]: 276		11.9601-2604.2 220916	ATE Ø 60 - Halter
1.7 CDTi	92	12/09→					
1.7 CDTi	96	06/11→					
2.0 BiTurbo CDTi	143	12/12→	←	☐; für Bremsscheibendurchmesser [mm]: 276		11.9601-2604.2 220916	ATE Ø 60 - Halter
2.0 CDTi	118	12/09→					
2.0 CDTi	121	08/11→					
			→	☐; - eFSB		11.9382-7001.2 220889	ATE Ø 38 - Halter
			→	☐; - eFSB		11.9382-7002.2 220890	ATE Ø 38 - Halter
			→	☐; + eFSB		11.9382-7003.2 220891	ATE Ø 38 - Halter
			→	☐; + eFSB		11.9382-7004.2 220892	ATE Ø 38 - Halter
1.6 CDTi	81	11/13→	←	☐; 02/14→; für Bremsscheibendurchmesser [mm]: 300		11.9601-2601.2 220913	ATE Ø 60 - Halter
			←	☐; 02/14→; für Bremsscheibendurchmesser [mm]: 300		11.9601-2602.2 220914	ATE Ø 60 - Halter
			←	☐; 02/14→; für Bremsscheibendurchmesser [mm]: 276		11.9601-2603.2 220915	ATE Ø 60 - Halter
			←	☐; 02/14→; für Bremsscheibendurchmesser [mm]: 276		11.9601-2604.2 220916	ATE Ø 60 - Halter
			→	☐; 02/14→; - eFSB		11.9382-7001.2 220889	ATE Ø 38 - Halter
			→	☐; 02/14→; - eFSB		11.9382-7002.2 220890	ATE Ø 38 - Halter
			→	☐; 02/14→; + eFSB		11.9382-7003.2 220891	ATE Ø 38 - Halter
			→	☐; 02/14→; + eFSB		11.9382-7004.2 220892	ATE Ø 38 - Halter
1.6 CDTi	100	11/13→	←	☐; 01/14→; für Bremsscheibendurchmesser [mm]: 300		11.9601-2601.2 220913	ATE Ø 60 - Halter
			←	☐; 01/14→; für Bremsscheibendurchmesser [mm]: 300		11.9601-2602.2 220914	ATE Ø 60 - Halter
			←	☐; 01/14→; für Bremsscheibendurchmesser [mm]: 276		11.9601-2603.2 220915	ATE Ø 60 - Halter

	kw			 	! #				
<b>VAUXHALL - ASTRA Mk VI (J) (P10) 12/09→</b>									
<b>Bremssattel</b>									
1.6 CDTi	100	11/13→	←	☐; 01/14→; für Bremsscheibendurchmesser [mm]: 276	11.9601-2604.2	220916	ATE Ø 60 - Halter		
			→	☐; 01/14→; - eFSB			11.9382-7001.2	220889	ATE Ø 38 - Halter
			→	☐; 01/14→; - eFSB			11.9382-7002.2	220890	ATE Ø 38 - Halter
			→	☐; 01/14→; + eFSB			11.9382-7003.2	220891	ATE Ø 38 - Halter
			→	☐; 01/14→; + eFSB			11.9382-7004.2	220892	ATE Ø 38 - Halter
<b>Halter, Bremssattel</b>									
1.3 CDTi	70	12/09→	→	für Bremsscheibendurchmesser [mm]: 268	11.8170-1105.1	260112	ATE		
1.4	64	12/09→							
1.4	74	12/09→12/16							
1.4 Turbo	88	08/11→							
1.4 Turbo	103	12/09→							
1.6	85	12/09→							
1.6 Turbo	132	12/09→							
1.7 CDTi	81	12/09→							
1.7 CDTi	92	12/09→							
1.7 CDTi	96	06/11→							
2.0 BiTurbo CDTi	143	12/12→							
2.0 CDTi	118	12/09→	→	02/14→; für Bremsscheibendurchmesser [mm]: 268	11.8170-1105.1	260112	ATE		
1.6 CDTi	81	11/13→							
1.6 CDTi	100	11/13→	→	02/14→; für Bremsscheibendurchmesser [mm]: 292	11.8170-1106.1	260113	ATE		
			→	01/14→; für Bremsscheibendurchmesser [mm]: 268				11.8170-1105.1	260112
1.6 CDTi	100	11/13→	→	01/14→; für Bremsscheibendurchmesser [mm]: 268	11.8170-1105.1	260112	ATE		
			→	01/14→; für Bremsscheibendurchmesser [mm]: 292				11.8170-1106.1	260113
<b>Zubehörsatz, Bremssattel</b>									
1.3 CDTi	70	12/09→	→	für Bremsscheibendurchmesser [mm]: 276; 08.2012→	11.0103-0002.2	250157	ATE		
1.4	64	12/09→							
1.4	74	12/09→12/16							
1.4 Turbo	88	08/11→							
1.4 Turbo	103	12/09→							
1.6	85	12/09→							
1.6 Turbo	132	12/09→							
1.7 CDTi	81	12/09→							
1.7 CDTi	92	12/09→							
1.7 CDTi	96	06/11→							
2.0 BiTurbo CDTi	143	12/12→							
2.0 CDTi	118	12/09→	→	02/14→; für Bremsscheibendurchmesser [mm]: 276; 08.2012→	11.0103-0002.2	250157	ATE		
1.6 CDTi	81	11/13→							
1.6 CDTi	100	11/13→	→	02/14→; für Bremsscheibendurchmesser [mm]: 300; 08.2012→	11.0103-0002.2	250157	ATE		
			→	01/14→; für Bremsscheibendurchmesser [mm]: 276; 08.2012→				11.0103-0002.2	250157
1.6 CDTi	100	11/13→	→	01/14→; für Bremsscheibendurchmesser [mm]: 276; 08.2012→	11.0103-0002.2	250157	ATE		
			→	01/14→; für Bremsscheibendurchmesser [mm]: 300; 08.2012→				11.0103-0002.2	250157
<b>Bremsschlauch</b>									
1.3 CDTi	70	12/09→	←	→ A8068771	2	24.5176-0400.3	331492	L= 400	
1.4	64	12/09→							
1.4	74	12/09→12/16							
1.4 Turbo	88	08/11→							
1.4 Turbo	103	12/09→							
1.6	85	12/09→							
1.6 Turbo	132	12/09→							
1.7 CDTi	81	12/09→							
1.7 CDTi	92	12/09→							
1.7 CDTi	96	06/11→							
2.0 BiTurbo CDTi	143	12/12→							
2.0 CDTi	118	12/09→							
2.0 CDTi	121	08/11→							

**VAUXHALL - ASTRA Mk VI (J) CC (P10) 10/11→**

**Bremssattel**

1.4	74	10/11→	←	☐; für Bremsscheibendurchmesser [mm]: 300	11.9601-2601.2	220913	ATE Ø 60 - Halter
1.4	88	10/11→					
1.4	103	10/11→					
1.6	132	10/11→	←	☐; für Bremsscheibendurchmesser [mm]: 300	11.9601-2602.2	220914	ATE Ø 60 - Halter
1.6 CDTi	81	07/14→					
1.6 CDTi	100	07/14→					
1.6 SIDI	147	09/13→					
1.7 CDTi	81	10/11→	←	☐; für Bremsscheibendurchmesser [mm]: 276	11.9601-2603.2	220915	ATE Ø 60 - Halter
1.7 CDTi	96	10/11→					
2.0 BiTurbo CDTI	143	12/12→					
2.0 CDTi	121	10/11→	←	☐; für Bremsscheibendurchmesser [mm]: 276	11.9601-2604.2	220916	ATE Ø 60 - Halter
			→	☐; - eFSB	11.9382-7001.2	220889	ATE Ø 38 - Halter
			→	☐; - eFSB	11.9382-7002.2	220890	ATE Ø 38 - Halter
			→	☐; + eFSB	11.9382-7003.2	220891	ATE Ø 38 - Halter
			→	☐; + eFSB	11.9382-7004.2	220892	ATE Ø 38 - Halter

**Halter, Bremssattel**

1.4	74	10/11→	→	für Bremsscheibendurchmesser [mm]: 268	11.8170-1105.1	260112	ATE
1.4	88	10/11→					
1.4	103	10/11→	→	für Bremsscheibendurchmesser [mm]: 292	11.8170-1106.1	260113	ATE
1.6	132	10/11→					
1.6 CDTi	81	07/14→					
1.6 CDTi	100	07/14→					
1.6 SIDI	147	09/13→					
1.7 CDTi	81	10/11→					
1.7 CDTi	96	10/11→					
2.0 BiTurbo CDTI	143	12/12→					
2.0 CDTi	121	10/11→					

**Zubehörsatz, Bremssattel**

1.4	74	10/11→		für Bremsscheibendurchmesser [mm]: 276; 08.2012→	11.0103-0002.2	250157	ATE
1.4	88	10/11→					
1.4	103	10/11→					
1.6	132	10/11→		für Bremsscheibendurchmesser [mm]: 300; 08.2012→	11.0103-0002.2	250157	ATE
1.6 CDTi	81	07/14→					
1.6 CDTi	100	07/14→					
1.6 SIDI	147	09/13→					
1.7 CDTi	81	10/11→					
1.7 CDTi	96	10/11→					
2.0 BiTurbo CDTI	143	12/12→					
2.0 CDTi	121	10/11→					

**Bremsschlauch**








1.4	74	10/11→	←	→ A8068771	2	24.5176-0400.3	331492	L= 400
1.4	88	10/11→						
1.4	103	10/11→						
1.6	132	10/11→						
1.7 CDTi	81	10/11→						
1.7 CDTi	96	10/11→						
2.0 BiTurbo CDTI	143	12/12→						
2.0 CDTi	121	10/11→						

**VAUXHALL - ASTRA Mk VI (J) Kombi (P10) 10/10→**





























**Bremssattel**











1.3 CDTi	70	10/10→	←	☐; 11/10→; für Bremsscheibendurchmesser [mm]: 300	11.9601-2601.2	220913	ATE Ø 60 - Halter
1.4	64	10/10→					
1.4	74	10/10→12/16					
1.4 Turbo	88	10/10→	←	☐; 11/10→; für Bremsscheibendurchmesser [mm]: 300	11.9601-2602.2	220914	ATE Ø 60 - Halter
1.4 Turbo	103	10/10→					
1.6	85	10/10→					
1.6 Turbo	132	10/10→	←	☐; 11/10→; für Bremsscheibendurchmesser [mm]: 276	11.9601-2603.2	220915	ATE Ø 60 - Halter
1.7 CDTi	81	10/10→					
1.7 CDTi	92	10/10→					
2.0 CDTi	118	10/10→	←	☐; 11/10→; für Bremsscheibendurchmesser [mm]: 276	11.9601-2604.2	220916	ATE Ø 60 - Halter
			→	☐; 11/10→; - eFSB	11.9382-7001.2	220889	ATE Ø 38 - Halter
			→	☐; 11/10→; - eFSB	11.9382-7002.2	220890	ATE Ø 38 - Halter
			→	☐; 11/10→; + eFSB	11.9382-7003.2	220891	ATE Ø 38 - Halter
			→	☐; 11/10→; + eFSB	11.9382-7004.2	220892	ATE Ø 38 - Halter
1.6 CDTi	81	01/14→	←	☐; 02/14→; für Bremsscheibendurchmesser [mm]: 300	11.9601-2601.2	220913	ATE Ø 60 - Halter



















	kw			 	! #					
<b>VAUXHALL - ASTRA Mk VI (J) Kombi (P10) 10/10→</b>										
<b>Bremssattel</b>										
1.6 CDTi	81	01/14→	←	☐; 02/14→; für Bremsscheibendurchmesser [mm]: 300	11.9601-2602.2	220914	ATE Ø 60 - Halter			
			←	☐; 02/14→; für Bremsscheibendurchmesser [mm]: 276	11.9601-2603.2	220915	ATE Ø 60 - Halter			
			←	☐; 02/14→; für Bremsscheibendurchmesser [mm]: 276	11.9601-2604.2	220916	ATE Ø 60 - Halter			
			→	☐; 02/14→; - eFSB	11.9382-7001.2	220889	ATE Ø 38 - Halter			
			→	☐; 02/14→; - eFSB	11.9382-7002.2	220890	ATE Ø 38 - Halter			
			→	☐; 02/14→; + eFSB	11.9382-7003.2	220891	ATE Ø 38 - Halter			
			→	☐; 02/14→; + eFSB	11.9382-7004.2	220892	ATE Ø 38 - Halter			
1.6 CDTi 1.7 CDTi 2.0 BiTurbo CDTi 2.0 CDTi	100 96 143 121	01/14→ 06/11→05/14 12/12→ 08/11→	←	☐; für Bremsscheibendurchmesser [mm]: 300	11.9601-2601.2	220913	ATE Ø 60 - Halter			
			←	☐; für Bremsscheibendurchmesser [mm]: 300	11.9601-2602.2	220914	ATE Ø 60 - Halter			
			←	☐; für Bremsscheibendurchmesser [mm]: 276	11.9601-2603.2	220915	ATE Ø 60 - Halter			
			←	☐; für Bremsscheibendurchmesser [mm]: 276	11.9601-2604.2	220916	ATE Ø 60 - Halter			
			→	☐; - eFSB	11.9382-7001.2	220889	ATE Ø 38 - Halter			
			→	☐; - eFSB	11.9382-7002.2	220890	ATE Ø 38 - Halter			
			→	☐; + eFSB	11.9382-7003.2	220891	ATE Ø 38 - Halter			
			→	☐; + eFSB	11.9382-7004.2	220892	ATE Ø 38 - Halter			
			<b>Halter, Bremssattel</b>							
1.3 CDTi 1.4 1.4 1.4 Turbo 1.4 Turbo 1.6 1.6 Turbo 1.7 CDTi 1.7 CDTi 2.0 CDTi	70 64 74 88 103 85 132 81 92 118	10/10→ 10/10→ 10/10→12/16 10/10→ 10/10→ 10/10→ 10/10→ 10/10→ 10/10→ 10/10→	→	11/10→; für Bremsscheibendurchmesser [mm]: 268	11.8170-1105.1	260112	ATE			
			→	11/10→; für Bremsscheibendurchmesser [mm]: 292	11.8170-1106.1	260113	ATE			
			→	02/14→; für Bremsscheibendurchmesser [mm]: 268	11.8170-1105.1	260112	ATE			
			→	02/14→; für Bremsscheibendurchmesser [mm]: 292	11.8170-1106.1	260113	ATE			
			→	für Bremsscheibendurchmesser [mm]: 268	11.8170-1105.1	260112	ATE			
			→	für Bremsscheibendurchmesser [mm]: 292	11.8170-1106.1	260113	ATE			
			<b>Zubehörsatz, Bremssattel</b>							
			1.3 CDTi 1.4 1.4 1.4 Turbo 1.4 Turbo 1.6 1.6 Turbo 1.7 CDTi 1.7 CDTi 2.0 CDTi	70 64 74 88 103 85 132 81 92 118	10/10→ 10/10→ 10/10→12/16 10/10→ 10/10→ 10/10→ 10/10→ 10/10→ 10/10→ 10/10→		11/10→; für Bremsscheibendurchmesser [mm]: 276; 08.2012→	11.0103-0002.2	250157	ATE
							11/10→; für Bremsscheibendurchmesser [mm]: 300; 08.2012→	11.0103-0002.2	250157	ATE
	02/14→; für Bremsscheibendurchmesser [mm]: 276; 08.2012→	11.0103-0002.2				250157	ATE			
	02/14→; für Bremsscheibendurchmesser [mm]: 300; 08.2012→	11.0103-0002.2				250157	ATE			
	für Bremsscheibendurchmesser [mm]: 276; 08.2012→	11.0103-0002.2				250157	ATE			
	für Bremsscheibendurchmesser [mm]: 300; 08.2012→	11.0103-0002.2				250157	ATE			
1.6 CDTi 1.7 CDTi 2.0 BiTurbo CDTi 2.0 CDTi ↓	100 96 143 121	01/14→ 06/11→05/14 12/12→ 08/11→					für Bremsscheibendurchmesser [mm]: 276; 08.2012→	11.0103-0002.2	250157	ATE
							für Bremsscheibendurchmesser [mm]: 300; 08.2012→	11.0103-0002.2	250157	ATE
							für Bremsscheibendurchmesser [mm]: 300; 08.2012→	11.0103-0002.2	250157	ATE

















	kw					! #		
<b>VAUXHALL - ASTRA Mk VI (J) Kombi (P10) 10/10→</b>								
 <b>Bremsschlauch</b>								
1.3 CDTi 1.4 1.4 1.4 Turbo 1.4 Turbo 1.6 1.6 Turbo 1.7 CDTi 1.7 CDTi 2.0 CDTi	70 64 74 88 103 85 132 81 92 118	10/10→ 10/10→ 10/10→12/16 10/10→ 10/10→ 10/10→ 10/10→ 10/10→ 10/10→ 10/10→	←	11/10→; → A8068771		2	24.5176-0400.3 331492	L= 400
1.7 CDTi 2.0 BiTurbo CDTi 2.0 CDTi	96 143 121	06/11→05/14 12/12→ 08/11→	←	→ A8068771		2	24.5176-0400.3 331492	L= 400
<b>VAUXHALL - ASTRA Mk VI (J) Stufenheck (P10) 06/12→</b>								
 <b>Bremssattel</b>								
1.3 CDTI 1.4 1.4 Turbo 1.6 1.6 Turbo 1.7 CDTI 1.7 CDTI	70 74 103 85 132 81 96	06/12→ 06/12→ 06/12→ 06/12→ 06/12→ 06/12→ 06/12→	←	 ; für Bremsscheibendurchmesser [mm]: 300			11.9601-2601.2 220913	ATE Ø 60 - Halter
			←	 ; für Bremsscheibendurchmesser [mm]: 300			11.9601-2602.2 220914	ATE Ø 60 - Halter
			←	 ; für Bremsscheibendurchmesser [mm]: 276			11.9601-2603.2 220915	ATE Ø 60 - Halter
			←	 ; für Bremsscheibendurchmesser [mm]: 276			11.9601-2604.2 220916	ATE Ø 60 - Halter
			→	 ; - eFSB			11.9382-7001.2 220889	ATE Ø 38 - Halter
			→	 ; - eFSB			11.9382-7002.2 220890	ATE Ø 38 - Halter
			→	 ; + eFSB			11.9382-7003.2 220891	ATE Ø 38 - Halter
			→	 ; + eFSB			11.9382-7004.2 220892	ATE Ø 38 - Halter
<b>Halter, Bremssattel</b>								
1.3 CDTI 1.4 1.4 Turbo 1.6 1.6 Turbo 1.7 CDTI 1.7 CDTI	70 74 103 85 132 81 96	06/12→ 06/12→ 06/12→ 06/12→ 06/12→ 06/12→ 06/12→	→	für Bremsscheibendurchmesser [mm]: 268			11.8170-1105.1 260112	ATE
			→	für Bremsscheibendurchmesser [mm]: 292			11.8170-1106.1 260113	ATE
<b>Zubehörsatz, Bremssattel</b>								
1.3 CDTI 1.4 1.4 Turbo 1.6 1.6 Turbo 1.7 CDTI 1.7 CDTI	70 74 103 85 132 81 96	06/12→ 06/12→ 06/12→ 06/12→ 06/12→ 06/12→ 06/12→		für Bremsscheibendurchmesser [mm]: 276; 08.2012→			11.0103-0002.2 250157	ATE
				für Bremsscheibendurchmesser [mm]: 300; 08.2012→			11.0103-0002.2 250157	ATE
 <b>Bremsschlauch</b>								
1.3 CDTI 1.4 1.4 Turbo 1.6 1.6 Turbo 1.7 CDTI 1.7 CDTI	70 74 103 85 132 81 96	06/12→ 06/12→ 06/12→ 06/12→ 06/12→ 06/12→ 06/12→	←	→ A8068771		2	24.5176-0400.3 331492	L= 400
<b>VAUXHALL - ASTRVAN Mk III (F) (T92) 01/91→08/98</b>								
 <b>Bremssattel</b>								
1.6 i	52	02/94→10/96	←				24.3481-9871.5 240677	ATE Ø 48 - Halter
			←				24.3521-1701.5 240001	ATE Ø 52 - Halter
			←				24.3481-9872.5 240678	ATE Ø 48 - Halter
			←				24.3521-1702.5 240002	ATE Ø 52 - Halter
1.6 i	55	01/91→08/98	←	 ; 10/91→			24.3481-9871.5 240677	ATE Ø 48 - Halter
			←	 ; 10/91→			24.3521-1701.5 240001	ATE Ø 52 - Halter
			←				24.3481-9872.5 240678	ATE Ø 48 - Halter
			←				24.3521-1702.5 240002	ATE Ø 52 - Halter
1.7 TD	50	01/94→08/98	←	 ; nicht für Fahrzeuge mit verstärkter Bremse			24.3481-9871.5 240677	ATE Ø 48 - Halter
↓								

	kw					! #		
<b>VAUXHALL - ASTRAVAN Mk III (F) (T92) 01/91→08/98</b>								
 <b>Bremssattel</b>								
1.7 TD	50	01/94→08/98	←	☐; nicht für Fahrzeuge mit verstärkter Bremse		24.3481-9872.5	240678	ATE Ø 48 - Halter
			←	☐; für Fahrzeuge mit verstärkter Bremse		24.3521-1701.5	240001	ATE Ø 52 - Halter
			←	☐; für Fahrzeuge mit verstärkter Bremse		24.3521-1702.5	240002	ATE Ø 52 - Halter
<b>Feder, Bremssattel</b>								
1.6 i	52	02/94→10/96			2	11.8116-0097.1	390590	ATE
			←			2	11.8116-0129.1	390591
1.6 i	55	01/91→08/98		10/91→	2	11.8116-0097.1	390590	ATE
			←	10/91→		2	11.8116-0129.1	390591
1.7 TD	50	01/94→08/98		für Fahrzeuge mit verstärkter Bremse	2	11.8116-0097.1	390590	ATE
			←	nicht für Fahrzeuge mit verstärkter Bremse		2	11.8116-0129.1	390591
<b>Führungshülzensatz, Bremssattel</b>								
1.6 i	52	02/94→10/96	←			11.0101-5407.2	260011	ATE
1.7 TD	50	01/94→08/98	←			11.0101-5407.2	260011	ATE
1.6 i	55	01/91→08/98	←	10/91→		11.0101-5407.2	260011	ATE
<b>Führungsbolzen, Bremssattel</b>								
1.6 i	52	02/94→10/96				11.8171-0008.1	990049	ATE
			←			11.8171-0008.1	990049	ATE
1.6 i	55	01/91→08/98		10/91→		11.8171-0008.1	990049	ATE
			←	10/91→		11.8171-0008.1	990049	ATE
1.7 TD	50	01/94→08/98		für Fahrzeuge mit verstärkter Bremse		11.8171-0008.1	990049	ATE
			←	nicht für Fahrzeuge mit verstärkter Bremse		11.8171-0008.1	990049	ATE
<b>Dichtungssatz, Bremssattel</b>								
1.6 i	52	02/94→10/96	←			11.0441-4811.2	250024	ATE
						11.0441-5202.2	250026	ATE
1.6 i	55	01/91→08/98	←	10/91→		11.0441-4811.2	250024	ATE
						11.0441-5202.2	250026	ATE
1.7 TD	50	01/94→08/98	←	nicht für Fahrzeuge mit verstärkter Bremse		11.0441-4811.2	250024	ATE
			←	für Fahrzeuge mit verstärkter Bremse		11.0441-5202.2	250026	ATE
 <b>Bremsschlauch</b>								
1.6 i	52	02/94→10/96	←		2	24.5298-0322.3	331314	L= 322
1.7 TD	50	01/94→08/98	←			24.5298-0322.3	331314	L= 322
1.6 i	55	01/91→08/98	←	10/91→	2	24.5298-0322.3	331314	L= 322
<b>VAUXHALL - ASTRAVAN Mk IV (G) (T98) 08/98→08/06</b>								
 <b>Bremssattel</b>								
1.6 i	55	08/98→09/00	←	☐		24.3521-7001.5	240481	ATE Ø 52 - Halter
			←	☐		24.3521-7002.5	240482	ATE Ø 52 - Halter
			→	☐; für Fahrzeuge mit Sportfahrwerk		24.3367-1707.5	240898	TRW Ø 36 - Halter
			→	☐; für Fahrzeuge mit Sportfahrwerk		24.3367-1708.5	240899	TRW Ø 36 - Halter
1.6 i	62	09/00→08/06	←	☐		24.3521-7001.5	240481	ATE Ø 52 - Halter
			←	☐		24.3521-7002.5	240482	ATE Ø 52 - Halter
			→	☐; 07/01→ 07/03		24.3344-1713.5	240812	TRW Ø 34 - Halter
			→	☐; 07/01→ 07/03		24.3344-1714.5	240813	TRW Ø 34 - Halter
			→	☐; 08/03→; für Fahrzeuge ohne Sportfahrwerk		24.3347-1711.5	240699	TRW Ø 34 - Halter
			→	☐; 08/03→; für Fahrzeuge ohne Sportfahrwerk		24.3347-1712.5	240700	TRW Ø 34 - Halter
			→	☐; 08/03→; für Fahrzeuge mit Sportfahrwerk		24.3367-1707.5	240898	TRW Ø 36 - Halter
			→	☐; 08/03→; für Fahrzeuge mit Sportfahrwerk		24.3367-1708.5	240899	TRW Ø 36 - Halter
			1.7 CDTI	59	04/04→08/06	←	☐	
←	☐					24.3521-7002.5	240482	ATE Ø 52 - Halter
↓								








	kw					! #		
<b>VAUXHALL - ASTRAVAN Mk IV (G) (T98) 08/98→08/06</b>								
<b> Bremssattel</b>								
1.7 CDTI	59	04/04→08/06	→	☐			24.3347-1711.5 240699	TRW Ø 34 - Halter
			→	☐			24.3347-1712.5 240700	TRW Ø 34 - Halter
1.7 DTI 16V	55	04/01→08/06	←	☐			24.3521-7001.5 240481	ATE Ø 52 - Halter
			←	☐			24.3521-7002.5 240482	ATE Ø 52 - Halter
			→	☐; 07/01→ 07/03			24.3344-1713.5 240812	TRW Ø 34 - Halter
			→	☐; 07/01→ 07/03			24.3344-1714.5 240813	TRW Ø 34 - Halter
			→	☐; 08/03→			24.3347-1711.5 240699	TRW Ø 34 - Halter
			→	☐; 08/03→			24.3347-1712.5 240700	TRW Ø 34 - Halter
1.7 TD	50	08/98→08/06	←	☐			24.3521-7001.5 240481	ATE Ø 52 - Halter
			←	☐			24.3521-7002.5 240482	ATE Ø 52 - Halter
2.0 DI	60	08/98→08/06	←	☐; - ABS			24.3521-7001.5 240481	ATE Ø 52 - Halter
			←	☐; - ABS			24.3521-7002.5 240482	ATE Ø 52 - Halter
			←	☐; + ABS			24.3571-9823.5 240499	ATE Ø 57 - Halter
			←	☐; + ABS			24.3571-9824.5 240500	ATE Ø 57 - Halter
			→	☐; 07/01→ 07/03			24.3344-1713.5 240812	TRW Ø 34 - Halter
			→	☐; 07/01→ 07/03			24.3344-1714.5 240813	TRW Ø 34 - Halter
			→	☐; 08/03→			24.3347-1711.5 240699	TRW Ø 34 - Halter
			→	☐; 08/03→			24.3347-1712.5 240700	TRW Ø 34 - Halter
2.0 DTI	74	04/04→08/06	←	☐			24.3571-9823.5 240499	ATE Ø 57 - Halter
			←	☐			24.3571-9824.5 240500	ATE Ø 57 - Halter
			→	☐			24.3367-1713.5 240900	TRW Ø 36 - Halter
			→	☐			24.3367-1714.5 240901	TRW Ø 36 - Halter
<b>Feder, Bremssattel</b>								
1.6 i	55	08/98→09/00				2	11.8116-0292.1 390521	ATE
1.6 i	62	09/00→08/06						
1.7 CDTI	59	04/04→08/06						
1.7 DTI 16V	55	04/01→08/06						
1.7 TD	50	08/98→08/06						
2.0 DI	60	08/98→08/06		- ABS		2	11.8116-0292.1 390521	ATE
			←	+ ABS		2	11.8116-0292.1 390521	ATE
2.0 DTI	74	04/04→08/06	←			2	11.8116-0292.1 390521	ATE
<b>Führungshülzensatz, Bremssattel</b>								
1.6 i	55	08/98→09/00	←				11.0101-5407.2 260011	ATE
1.6 i	62	09/00→08/06						
1.7 CDTI	59	04/04→08/06						
1.7 DTI 16V	55	04/01→08/06						
1.7 TD	50	08/98→08/06						
2.0 DI	60	08/98→08/06						
2.0 DTI	74	04/04→08/06						
<b>Führungsbolzen, Bremssattel</b>								
1.6 i	55	08/98→09/00	←				11.8171-0008.1 990049	ATE
1.6 i	62	09/00→08/06						
1.7 CDTI	59	04/04→08/06						
1.7 DTI 16V	55	04/01→08/06						
1.7 TD	50	08/98→08/06						
2.0 DI	60	08/98→08/06						
2.0 DTI	74	04/04→08/06						
<b>Dichtungssatz, Bremssattel</b>								
2.0 DI	60	08/98→08/06	←	+ ABS			11.0441-5704.2 250034	ATE
2.0 DTI	74	04/04→08/06	←				11.0441-5704.2 250034	ATE
<b> Bremsschlauch</b>								
1.6 i	55	08/98→09/00	←			2	24.5241-0396.3 331380	L= 398
1.6 i	62	09/00→08/06						
1.7 DTI 16V	55	04/01→08/06	→	☐; 32000001→; für Fahrzeuge mit Scheibenbremse an der Hinterachse			24.5157-0218.3 331095	L= 219 L2= 185 mit Rohrleitung
			→	☐; 32000001→; für Fahrzeuge mit Scheibenbremse an der Hinterachse			24.5157-0219.3 331096	L= 219 L2= 185 mit Rohrleitung
			→	für Fahrzeuge mit Trommelbremse an der Hinterachse	2		24.5240-0220.3 330619	L= 220








	kw			 	! #		
<b>VAUXHALL - ASTRAVAN Mk IV (G) (T98) 08/98→08/06</b>							
<b>Bremsschlauch</b>							
1.6 i 1.6 i 1.7 DTI 16V	55 62 55	08/98→09/00 09/00→08/06 04/01→08/06	➔	→ 229999999; für Fahrzeuge mit Scheibenbremse an der Hinterachse	2	24.5241-0200.3 330620	L= 200
1.7 CDTi 2.0 DI 2.0 DTI	59 60 74	04/04→08/06 08/98→08/06 04/04→08/06	➔	☐; 32000001→	2	24.5241-0396.3 331380	L= 398
			➔	☐; 32000001→		24.5157-0218.3 331095	L= 219 L2= 185 mit Rohrleitung
			➔	☐; 32000001→		24.5157-0219.3 331096	L= 219 L2= 185 mit Rohrleitung
			➔	→ 229999999	2	24.5241-0200.3 330620	L= 200
1.7 TD	50	08/98→08/06	➔		2	24.5241-0396.3 331380	L= 398
			➔	für Fahrzeuge mit Trommelbremse an der Hinterachse	2	24.5240-0220.3 330619	L= 220
			➔	für Fahrzeuge mit Scheibenbremse an der Hinterachse	2	24.5241-0200.3 330620	L= 200
<b>VAUXHALL - ASTRAVAN Mk V (H) (A04) 03/05→</b>							
<b>Bremssattel</b>							
1.3 CDTi 1.4 i 1.6	66 66 76	08/05→ 03/05→ 03/05→	➔	☐; → 11/10		24.3571-9823.5 240499	ATE Ø 57 - Halter
1.7 CDTi 1.9 CDTi 1.9 CDTi	74 88 110	03/05→11/11 03/05→11/11 03/05→11/11	➔	☐; → 11/10		24.3571-9824.5 240500	ATE Ø 57 - Halter
			➔	☐; → 11/10; Felge Lochzahl: 4		24.3367-1707.5 240898	TRW Ø 36 - Halter
			➔	☐; → 11/10; Felge Lochzahl: 4		24.3367-1708.5 240899	TRW Ø 36 - Halter
			➔	☐; → 11/10; Felge Lochzahl: 5		24.3387-1701.5 240826	TRW Ø 38 - Halter
			➔	☐; → 11/10; Felge Lochzahl: 5		24.3387-1702.5 240827	TRW Ø 38 - Halter
1.7 CDTi	59	03/05→07/06	➔	☐		24.3571-9823.5 240499	ATE Ø 57 - Halter
			➔	☐		24.3571-9824.5 240500	ATE Ø 57 - Halter
			➔	☐; Felge Lochzahl: 4		24.3367-1707.5 240898	TRW Ø 36 - Halter
			➔	☐; Felge Lochzahl: 4		24.3367-1708.5 240899	TRW Ø 36 - Halter
			➔	☐; Felge Lochzahl: 5		24.3387-1701.5 240826	TRW Ø 38 - Halter
			➔	☐; Felge Lochzahl: 5		24.3387-1702.5 240827	TRW Ø 38 - Halter
1.7 CDTi 1.7 CDTi	81 92	06/11→12/13 11/11→	➔	☐; Felge Lochzahl: 4		24.3367-1707.5 240898	TRW Ø 36 - Halter
			➔	☐; Felge Lochzahl: 4		24.3367-1708.5 240899	TRW Ø 36 - Halter
<b>Halter, Bremssattel</b>							
1.9 CDTi 1.9 CDTi	88 110	03/05→11/11 03/05→11/11	➔	→ 11/10		11.8170-0758.1 260120	ATE
<b>Feder, Bremssattel</b>							
1.3 CDTi 1.4 i 1.6 1.7 CDTi 1.9 CDTi 1.9 CDTi	66 66 76 74 88 110	08/05→ 03/05→ 03/05→ 03/05→11/11 03/05→11/11 03/05→11/11	➔	→ 11/10	2	11.8116-0292.1 390521	ATE
1.7 CDTi	59	03/05→07/06	➔		2	11.8116-0292.1 390521	ATE
<b>Führungshülzensatz, Bremssattel</b>							
1.3 CDTi 1.4 i 1.6 1.7 CDTi 1.9 CDTi 1.9 CDTi	66 66 76 74 88 110	08/05→ 03/05→ 03/05→ 03/05→11/11 03/05→11/11 03/05→11/11	➔	→ 11/10		11.0101-5407.2 260011	ATE
1.7 CDTi	59	03/05→07/06	➔			11.0101-5407.2 260011	ATE
<b>Führungsbolzen, Bremssattel</b>							
1.3 CDTi 1.4 i 1.6 1.7 CDTi 1.9 CDTi 1.9 CDTi	66 66 76 74 88 110	08/05→ 03/05→ 03/05→ 03/05→11/11 03/05→11/11 03/05→11/11	➔	→ 11/10		11.8171-0008.1 990049	ATE
1.7 CDTi	59	03/05→07/06	➔			11.8171-0008.1 990049	ATE
<b>Dichtungssatz, Bremssattel</b>							
1.3 CDTi 1.4 i 1.6 1.7 CDTi 1.9 CDTi	66 66 76 74 88	08/05→ 03/05→ 03/05→ 03/05→11/11 03/05→11/11	➔	→ 11/10		11.0441-5704.2 250034	ATE








	kw			 	! #		
<b>VAUXHALL - ASTRAVAN Mk V (H) (A04) 03/05→</b>							
<b>Dichtungssatz, Bremssattel</b>							
1.9 CDTi	110	03/05→11/11	←	→ 11/10		11.0441-5704.2 250034	ATE
1.7 CDTi	59	03/05→07/06	←			11.0441-5704.2 250034	ATE
<b>Bremsschlauch</b>							
1.3 CDTi	66	08/05→	←	→ 11/10	2	24.5241-0429.3 331381	L= 429
1.4 i	66	03/05→	→	☐; → 11/10		24.5157-0218.3 331095	L= 219 L2= 185 mit Rohrleitung
1.6	76	03/05→	→	☐; → 11/10		24.5157-0219.3 331096	L= 219 L2= 185 mit Rohrleitung
1.7 CDTi	74	03/05→11/11	→	☐; → 11/10		24.5157-0219.3 331096	L= 219 L2= 185 mit Rohrleitung
1.9 CDTi	88	03/05→11/11					
1.9 CDTi	110	03/05→11/11					
1.7 CDTi	59	03/05→07/06	←		2	24.5241-0429.3 331381	L= 429
			→	☐		24.5157-0218.3 331095	L= 219 L2= 185 mit Rohrleitung
			→	☐		24.5157-0219.3 331096	L= 219 L2= 185 mit Rohrleitung
<b>VAUXHALL - CALIBRA (C89) 06/90→07/97</b>							
<b>Bremssattel</b>							
2.0 i	85	06/90→07/97	←	☐		24.3521-1701.5 240001	ATE Ø 52 - Halter
2.0 i 16V	100	06/90→07/97	←	☐		24.3521-1702.5 240002	ATE Ø 52 - Halter
			→	☐		13.2351-0013.2 210010	ATE Ø 35
			→	☐		13.2351-0014.2 210011	ATE Ø 35
			→	☐		24.9235-0013.5 230001	ATE Ø 35
			→	☐		24.9235-0014.5 230002	ATE Ø 35
2.0 i 16V 4x4	100	02/94→07/97	→	☐; T1000001→		13.2351-0013.2 210010	ATE Ø 35
2.0 i 4x4	85	06/90→07/97	→	☐; T1000001→		13.2351-0014.2 210011	ATE Ø 35
			→	☐; T1000001→		24.9235-0013.5 230001	ATE Ø 35
			→	☐; T1000001→		24.9235-0014.5 230002	ATE Ø 35
2.0 i Turbo 4x4	150	03/92→07/97	←	☐; → S9999999		24.3541-8085.5 240525	ATE Ø 54 - Halter
			←	☐; → S9999999		24.3541-8086.5 240526	ATE Ø 54 - Halter
			←	☐; T1000001→		24.3571-1761.5 240461	ATE Ø 57 - Halter
			←	☐; T1000001→		24.3571-1762.5 240462	ATE Ø 57 - Halter
			→	☐; T1000001→		13.2351-0013.2 210010	ATE Ø 35
			→	☐; T1000001→		13.2351-0014.2 210011	ATE Ø 35
			→	☐; T1000001→		24.9235-0013.5 230001	ATE Ø 35
			→	☐; T1000001→		24.9235-0014.5 230002	ATE Ø 35
2.5 i V6	125	04/93→07/97	←	☐; → S9999999		24.3541-8085.5 240525	ATE Ø 54 - Halter
			←	☐; → S9999999		24.3541-8086.5 240526	ATE Ø 54 - Halter
			←	☐; T1000001→		24.3571-1761.5 240461	ATE Ø 57 - Halter
			←	☐; T1000001→		24.3571-1762.5 240462	ATE Ø 57 - Halter
			→	☐; → S9999999		13.2351-0013.2 210010	ATE Ø 35
			→	☐; → S9999999		13.2351-0014.2 210011	ATE Ø 35
			→	☐; → S9999999		24.9235-0013.5 230001	ATE Ø 35
			→	☐; → S9999999		24.9235-0014.5 230002	ATE Ø 35
<b>Feder, Bremssattel</b>							
2.0 i 16V 4x4	100	02/94→07/97			2	11.8116-0097.1 390590	ATE
2.0 i 4x4	85	06/90→07/97					
2.0 i Turbo 4x4	150	03/92→07/97		→ S9999999	2	11.8116-0292.1 390521	ATE
2.5 i V6	125	04/93→07/97		T1000001→	2	11.8116-0292.1 390521	ATE
<b>Führungshülzensatz, Bremssattel</b>							
2.0 i	85	06/90→07/97	←			11.0101-5407.2 260011	ATE
2.0 i 16V	100	06/90→07/97					
2.0 i 16V 4x4	100	02/94→07/97					
2.0 i 4x4	85	06/90→07/97					
2.0 i Turbo 4x4	150	03/92→07/97	←	T1000001→		11.0101-5407.2 260011	ATE
2.5 i V6	125	04/93→07/97	←	→ S9999999		11.0101-5407.2 260011	ATE
<b>Führungsbolzen, Bremssattel</b>							
2.0 i	85	06/90→07/97				11.8171-0008.1 990049	ATE
2.0 i 16V	100	06/90→07/97					
↓							








	kw			 	! #		
<b>VAUXHALL - CALIBRA (C89) 06/90→07/97</b>							
<b>Führungsbolzen, Bremsattel</b>							
2.0 i 16V 4x4 2.0 i 4x4	100 85	02/94→07/97 06/90→07/97	←			11.8171-0008.1 990049	ATE
2.0 i Turbo 4x4 2.5 i V6	150 125	03/92→07/97 04/93→07/97	←	T1000001→		11.8171-0008.1 990049	ATE
			←	→ S9999999		11.8171-0008.1 990049	ATE
<b>Dichtungssatz, Bremsattel</b>							
2.0 i 2.0 i 16V	85 100	06/90→07/97 06/90→07/97	←			11.0441-5202.2 250026	ATE
			→			13.0441-3506.2 250052	ATE
2.0 i 16V 4x4 2.0 i 4x4	100 85	02/94→07/97 06/90→07/97	←			11.0441-5402.2 250028	ATE
			→	T1000001→		13.0441-3506.2 250052	ATE
2.0 i Turbo 4x4	150	03/92→07/97	→	T1000001→		13.0441-3506.2 250052	ATE
2.5 i V6	125	04/93→07/97	→	→ S9999999		13.0441-3506.2 250052	ATE
			→	T1000001→		13.0441-3506.2 250052	ATE
<b>Bremsschlauch</b>							
2.0 i 2.0 i 16V	85 100	06/90→07/97 06/90→07/97	←		2	24.5298-0322.3 331314	L= 322
2.0 i 16V 4x4 2.0 i 4x4	100 85	02/94→07/97 06/90→07/97	→	P1000001→	2	24.5117-0195.3 330565	L= 198
2.0 i Turbo 4x4 2.5 i V6	150 125	03/92→07/97 04/93→07/97	→	→ N1999999	2	24.5233-0200.3 330425	L= 198
			←		2	24.5298-0322.3 331314	L= 322
			→		2	24.5117-0195.3 330565	L= 198
<b>VAUXHALL - CASCADA Cabriolet (W13) 02/13→</b>							
<b>Bremssattel</b>							
1.4 1.6 1.6 2.0 CDTI 2.0 CDTI 2.0 CDTI	103 125 147 121 125 143	02/13→ 02/13→ 11/13→ 02/13→ 07/15→ 02/13→	→	☐; - eFSB		11.9382-7001.2 220889	ATE Ø 38 - Halter
			→	☐; - eFSB		11.9382-7002.2 220890	ATE Ø 38 - Halter
			→	☐; + eFSB		11.9382-7003.2 220891	ATE Ø 38 - Halter
			→	☐; + eFSB		11.9382-7004.2 220892	ATE Ø 38 - Halter
<b>Halter, Bremsattel</b>							
1.4 1.6 1.6 2.0 CDTI 2.0 CDTI 2.0 CDTI	103 125 147 121 125 143	02/13→ 02/13→ 11/13→ 02/13→ 07/15→ 02/13→	→			11.8170-1106.1 260113	ATE
<b>Zubehörsatz, Bremsattel</b>							
1.4 1.6 1.6 2.0 CDTI 2.0 CDTI 2.0 CDTI	103 125 147 121 125 143	02/13→ 02/13→ 11/13→ 02/13→ 07/15→ 02/13→				11.0103-0001.2 250156	ATE
<b>VAUXHALL - CAVALIER Mk III CC (J89) 09/88→11/95</b>							
<b>Bremssattel</b>							
1.4 S 1.6 i 1.6 i	55 52 55	09/88→11/95 09/93→11/95 09/88→11/95	←	☐; N1038530→; → 08/95		24.3481-9871.5 240677	ATE Ø 48 - Halter
			←	☐; N5000001→; → 08/95		24.3481-9871.5 240677	ATE Ø 48 - Halter
			←	☐; N1038530→; → 08/95		24.3481-9872.5 240678	ATE Ø 48 - Halter
			←	☐; N5000001→; → 08/95		24.3481-9872.5 240678	ATE Ø 48 - Halter
1.7 D 1.8 i Cat	44 66	07/92→11/95 03/90→11/95	←	☐; N5000001→ R5999999		24.3481-9871.5 240677	ATE Ø 48 - Halter
			←	☐; N1038530→ R1999999		24.3481-9871.5 240677	ATE Ø 48 - Halter
			←	☐; N5000001→ R5999999		24.3481-9872.5 240678	ATE Ø 48 - Halter
			←	☐; N1038530→ R1999999		24.3481-9872.5 240678	ATE Ø 48 - Halter
			←	☐; S1000001→; → 08/95		24.3521-1701.5 240001	ATE Ø 52 - Halter
			←	☐; S5000001→; → 08/95		24.3521-1701.5 240001	ATE Ø 52 - Halter
			←	☐; S5000001→; → 08/95		24.3521-1702.5 240002	ATE Ø 52 - Halter
			←	☐; S1000001→; → 08/95		24.3521-1702.5 240002	ATE Ø 52 - Halter
1.7 TD	60	09/88→11/95	←	☐; N5000001→ R5999999		24.3481-9871.5 240677	ATE Ø 48 - Halter
			←	☐; N1038530→ R1999999		24.3481-9871.5 240677	ATE Ø 48 - Halter
↓							



	kw			 	! #		
<b>VAUXHALL - CAVALIER Mk III CC (J89) 09/88→11/95</b>							
<b>Bremssattel</b>							
1.7 TD	60	09/88→11/95	←	☐; N5000001→ R5999999	24.3481-9872.5	240678	ATE Ø 48 - Halter
			←	☐; N1038530→ R1999999	24.3481-9872.5	240678	ATE Ø 48 - Halter
			←	☐; S1000001→; → 08/95	24.3521-1701.5	240001	ATE Ø 52 - Halter
			←	☐; S1000001→; → 08/95	24.3521-1702.5	240002	ATE Ø 52 - Halter
2.0 i 16V	100	09/92→08/95	←	☐	24.3521-1701.5	240001	ATE Ø 52 - Halter
			←	☐	24.3521-1702.5	240002	ATE Ø 52 - Halter
			→	☐	13.2351-0013.2	210010	ATE Ø 35
			→	☐	13.2351-0014.2	210011	ATE Ø 35
			→	☐	24.9235-0013.5	230001	ATE Ø 35
			→	☐	24.9235-0014.5	230002	ATE Ø 35
2.0 i 16V 2.0 i Cat	110 85	09/88→11/95 09/90→11/95	←	☐; → 08/95	24.3521-1701.5	240001	ATE Ø 52 - Halter
			←	☐; → 08/95	24.3521-1702.5	240002	ATE Ø 52 - Halter
	→	☐; → 08/95	13.2351-0013.2	210010	ATE Ø 35		
	→	☐; → 08/95	13.2351-0014.2	210011	ATE Ø 35		
	→	☐; → 08/95	24.9235-0013.5	230001	ATE Ø 35		
	→	☐; → 08/95	24.9235-0014.5	230002	ATE Ø 35		
<b>Feder, Bremssattel</b>							
1.4 S	55	09/88→11/95	←	N5000001→; → 08/95	2	11.8116-0129.1	390591 ATE
1.6 i	52	09/93→11/95	←	N1038530→; → 08/95	2	11.8116-0129.1	390591 ATE
1.6 i	55	09/88→11/95	←	N1038530→; → 08/95	2	11.8116-0129.1	390591 ATE
1.7 D 1.8 i Cat	44 66	07/92→11/95 03/90→11/95	←	S1000001→; → 08/95	2	11.8116-0097.1	390590 ATE
			←	S5000001→; → 08/95	2	11.8116-0097.1	390590 ATE
	←	N5000001→ R5999999	2	11.8116-0129.1	390591 ATE		
	←	N1038530→ R1999999	2	11.8116-0129.1	390591 ATE		
1.7 TD	60	09/88→11/95	←	S1000001→; → 08/95	2	11.8116-0097.1	390590 ATE
			←	N5000001→ R5999999	2	11.8116-0129.1	390591 ATE
			←	N1038530→ R1999999	2	11.8116-0129.1	390591 ATE
2.0 i 16V	100	09/92→08/95	←		2	11.8116-0097.1	390590 ATE
2.0 i 16V 2.0 i Cat	110 85	09/88→11/95 09/90→11/95	←	→ 08/95	2	11.8116-0097.1	390590 ATE
<b>Führungshülzensatz, Bremssattel</b>							
1.4 S 1.6 i 1.6 i	55 52	09/88→11/95 09/93→11/95	←	→ M5999999		11.0101-4802.2	260007 ATE
			←	→ N1038529		11.0101-4802.2	260007 ATE
	55	09/88→11/95	←	N1038530→; → 08/95		11.0101-5407.2	260011 ATE
			←	N5000001→; → 08/95		11.0101-5407.2	260011 ATE
1.7 D 1.8 i Cat	44 66	07/92→11/95 03/90→11/95	←	→ M5999999		11.0101-4802.2	260007 ATE
			←	→ N1038529		11.0101-4802.2	260007 ATE
	←	N1038530→ R1999999		11.0101-5407.2	260011 ATE		
	←	N5000001→ R5999999		11.0101-5407.2	260011 ATE		
	←	S1000001→; → 08/95		11.0101-5407.2	260011 ATE		
	←	S5000001→; → 08/95		11.0101-5407.2	260011 ATE		
1.7 TD	60	09/88→11/95	←	→ M5999999		11.0101-4802.2	260007 ATE
			←	→ N1038529		11.0101-4802.2	260007 ATE
			←	N1038530→ R1999999		11.0101-5407.2	260011 ATE
			←	S1000001→; → 08/95		11.0101-5407.2	260011 ATE
			←	N5000001→ R5999999		11.0101-5407.2	260011 ATE
2.0 i 16V	100	09/92→08/95	←			11.0101-5407.2	260011 ATE
2.0 i 16V 2.0 i Cat	110 85	09/88→11/95 09/90→11/95	←	→ 08/95		11.0101-5407.2	260011 ATE
<b>Führungsbolzen, Bremssattel</b>							
1.4 S	55	09/88→11/95	←	N5000001→; → 08/95		11.8171-0008.1	990049 ATE
1.6 i	52	09/93→11/95	←	N1038530→; → 08/95		11.8171-0008.1	990049 ATE
1.6 i	55	09/88→11/95	←	N1038530→; → 08/95		11.8171-0008.1	990049 ATE
1.7 D 1.8 i Cat	44 66	07/92→11/95 03/90→11/95	←	S1000001→; → 08/95		11.8171-0008.1	990049 ATE
			←	S5000001→; → 08/95		11.8171-0008.1	990049 ATE
↓							

	kw					! #		
<b>VAUXHALL - CAVALIER Mk III CC (J89) 09/88→11/95</b>								
<b>Führungsbolzen, Bremsattel</b>								
1.7 D 1.8 i Cat	44 66	07/92→11/95 03/90→11/95	←	N1038530→ R1999999		11.8171-0008.1	990049	ATE
			←	N5000001→ R5999999		11.8171-0008.1	990049	ATE
1.7 TD	60	09/88→11/95		S1000001→; → 08/95		11.8171-0008.1	990049	ATE
			←	N1038530→ R1999999		11.8171-0008.1	990049	ATE
			←	N5000001→ R5999999		11.8171-0008.1	990049	ATE
2.0 i 16V	100	09/92→08/95				11.8171-0008.1	990049	ATE
2.0 i 16V 2.0 i Cat	110 85	09/88→11/95 09/90→11/95		→ 08/95		11.8171-0008.1	990049	ATE
<b>Dichtungssatz, Bremsattel</b>								
1.4 S 1.6 i 1.6 i	55 52 55	09/88→11/95 09/93→11/95 09/88→11/95	←	→ M5999999		11.0441-4803.2	250018	ATE
			←	→ N1038529		11.0441-4803.2	250018	ATE
			←	N5000001→; → 08/95		11.0441-4811.2	250024	ATE
			←	N1038530→; → 08/95		11.0441-4811.2	250024	ATE
1.7 D 1.8 i Cat	44 66	07/92→11/95 03/90→11/95	←	→ M5999999		11.0441-4803.2	250018	ATE
			←	→ N1038529		11.0441-4803.2	250018	ATE
			←	N1038530→ R1999999		11.0441-4811.2	250024	ATE
			←	N5000001→ R5999999		11.0441-4811.2	250024	ATE
			←	S1000001→; → 08/95		11.0441-5202.2	250026	ATE
			←	S5000001→; → 08/95		11.0441-5202.2	250026	ATE
1.7 TD	60	09/88→11/95	←	→ M5999999		11.0441-4803.2	250018	ATE
			←	→ N1038529		11.0441-4803.2	250018	ATE
			←	N5000001→ R5999999		11.0441-4811.2	250024	ATE
			←	N1038530→ R1999999		11.0441-4811.2	250024	ATE
			←	S1000001→; → 08/95		11.0441-5202.2	250026	ATE
2.0 i 16V	100	09/92→08/95	←			11.0441-5202.2	250026	ATE
			→			13.0441-3506.2	250052	ATE
2.0 i 16V 2.0 i Cat	110 85	09/88→11/95 09/90→11/95	←	→ 08/95		11.0441-5202.2	250026	ATE
			→	→ 08/95		13.0441-3506.2	250052	ATE
<b>Bremsschlauch</b>								
1.4 S 1.6 i 1.6 i	55 52 55	09/88→11/95 09/93→11/95 09/88→11/95	←	→ 08/95	2	24.5298-0322.3	331314	L= 322
1.7 D 1.7 TD	44 60	07/92→11/95 09/88→11/95	→	P1000001→; → 08/95	2	24.5117-0195.3	330565	L= 198
1.8 i Cat 2.0 i 16V 2.0 i Cat	66 110 85	03/90→11/95 09/88→11/95 09/90→11/95	→	→ N5999999	2	24.5233-0200.3	330425	L= 198
2.0 i 16V	100	09/92→08/95	←		2	24.5298-0322.3	331314	L= 322
			→	P1000001→	2	24.5117-0195.3	330565	L= 198
			→	→ N5999999	2	24.5233-0200.3	330425	L= 198
<b>VAUXHALL - CAVALIER Mk III Stufenheck (J89) 08/88→11/95</b>								
<b>Bremssattel</b>								
1.4 S 1.6 i 1.6 i	55 52 55	09/88→11/95 09/93→11/95 09/88→11/95	←	☐; N1038530→; → 08/95		24.3481-9871.5	240677	ATE Ø 48 - Halter
			←	☐; N5000001→; → 08/95		24.3481-9871.5	240677	ATE Ø 48 - Halter
			←	☐; N1038530→; → 08/95		24.3481-9872.5	240678	ATE Ø 48 - Halter
			←	☐; N5000001→; → 08/95		24.3481-9872.5	240678	ATE Ø 48 - Halter
1.7 D 1.8 i Cat	44 66	07/92→11/95 03/90→11/95	←	☐; N5000001→ R5999999		24.3481-9871.5	240677	ATE Ø 48 - Halter
			←	☐; N1038530→ R1999999		24.3481-9871.5	240677	ATE Ø 48 - Halter
			←	☐; N5000001→ R5999999		24.3481-9872.5	240678	ATE Ø 48 - Halter
			←	☐; N1038530→ R1999999		24.3481-9872.5	240678	ATE Ø 48 - Halter
			←	☐; S1000001→; → 08/95		24.3521-1701.5	240001	ATE Ø 52 - Halter
			←	☐; S5000001→; → 08/95		24.3521-1701.5	240001	ATE Ø 52 - Halter
			←	☐; S5000001→; → 08/95		24.3521-1702.5	240002	ATE Ø 52 - Halter
			←	☐; S1000001→; → 08/95		24.3521-1702.5	240002	ATE Ø 52 - Halter
1.7 TD ↓	60	09/88→11/95	←	☐; N5000001→ R5999999		24.3481-9871.5	240677	ATE Ø 48 - Halter

	kw			 	! #			
<b>VAUXHALL - CAVALIER Mk III Stufenheck (J89) 08/88→11/95</b>								
<b>Bremssattel</b>								
1.7 TD	60	09/88→11/95	←	☐; N1038530→ R1999999	24.3481-9871.5	240677	ATE Ø 48 - Halter	
			←	☐; N5000001→ R5999999	24.3481-9872.5	240678	ATE Ø 48 - Halter	
			←	☐; N1038530→ R1999999	24.3481-9872.5	240678	ATE Ø 48 - Halter	
			←	☐; S1000001→; → 08/95	24.3521-1701.5	240001	ATE Ø 52 - Halter	
			←	☐; S1000001→; → 08/95	24.3521-1702.5	240002	ATE Ø 52 - Halter	
1.8	66	09/88→08/95	←	☐; N1038530→ R1999999	24.3481-9871.5	240677	ATE Ø 48 - Halter	
			←	☐; N5000001→ R5999999	24.3481-9871.5	240677	ATE Ø 48 - Halter	
			←	☐; N1038530→ R1999999	24.3481-9872.5	240678	ATE Ø 48 - Halter	
			←	☐; N5000001→ R5999999	24.3481-9872.5	240678	ATE Ø 48 - Halter	
			←	☐; S1000001→	24.3521-1701.5	240001	ATE Ø 52 - Halter	
			←	☐; S5000001→	24.3521-1701.5	240001	ATE Ø 52 - Halter	
			←	☐; S1000001→	24.3521-1702.5	240002	ATE Ø 52 - Halter	
			←	☐; S5000001→	24.3521-1702.5	240002	ATE Ø 52 - Halter	
2.0 i 16V 2.0 i Cat	110 85	09/88→11/95 09/88→11/95	←	☐; → 08/95	24.3521-1701.5	240001	ATE Ø 52 - Halter	
			←	☐; → 08/95	24.3521-1702.5	240002	ATE Ø 52 - Halter	
			→	☐; → 08/95	13.2351-0013.2	210010	ATE Ø 35	
			→	☐; → 08/95	13.2351-0014.2	210011	ATE Ø 35	
			→	☐; → 08/95	24.9235-0013.5	230001	ATE Ø 35	
			→	☐; → 08/95	24.9235-0014.5	230002	ATE Ø 35	
2.0 SRi 16V	100	09/92→08/95	←	☐	24.3521-1701.5	240001	ATE Ø 52 - Halter	
			←	☐	24.3521-1702.5	240002	ATE Ø 52 - Halter	
			→	☐	13.2351-0013.2	210010	ATE Ø 35	
			→	☐	13.2351-0014.2	210011	ATE Ø 35	
			→	☐	24.9235-0013.5	230001	ATE Ø 35	
			→	☐	24.9235-0014.5	230002	ATE Ø 35	
<b>Feder, Bremssattel</b>								
1.4 S	55	09/88→11/95	←	N5000001→; → 08/95	2	11.8116-0129.1	390591	ATE
1.6 i	52	09/93→11/95	←	N1038530→; → 08/95	2	11.8116-0129.1	390591	ATE
1.6 i	55	09/88→11/95	←	N1038530→; → 08/95	2	11.8116-0129.1	390591	ATE
1.7 D 1.8 i Cat	44 66	07/92→11/95 03/90→11/95	←	S1000001→; → 08/95	2	11.8116-0097.1	390590	ATE
			←	S5000001→; → 08/95	2	11.8116-0097.1	390590	ATE
			←	N5000001→ R5999999	2	11.8116-0129.1	390591	ATE
			←	N1038530→ R1999999	2	11.8116-0129.1	390591	ATE
1.7 TD	60	09/88→11/95	←	S1000001→; → 08/95	2	11.8116-0097.1	390590	ATE
			←	N5000001→ R5999999	2	11.8116-0129.1	390591	ATE
			←	N1038530→ R1999999	2	11.8116-0129.1	390591	ATE
1.8	66	09/88→08/95	←	S1000001→	2	11.8116-0097.1	390590	ATE
			←	S5000001→	2	11.8116-0097.1	390590	ATE
			←	N5000001→ R5999999	2	11.8116-0129.1	390591	ATE
			←	N1038530→ R1999999	2	11.8116-0129.1	390591	ATE
2.0 i 16V	110	09/88→11/95	←	→ 08/95	2	11.8116-0097.1	390590	ATE
2.0 i 16V 4x4	110	09/88→11/95	←	→ 08/95	2	11.8116-0097.1	390590	ATE
2.0 i Cat	85	09/88→11/95	←	→ 08/95	2	11.8116-0097.1	390590	ATE
2.0 SRi 16V	100	09/92→08/95	←	→ 08/95	2	11.8116-0097.1	390590	ATE
<b>Führungshülzensatz, Bremssattel</b>								
1.4 S	55	09/88→11/95	←	→ M5999999	11.0101-4802.2	260007	ATE	
1.6 i	52	09/93→11/95	←	→ N1038529	11.0101-4802.2	260007	ATE	
1.6 i	55	09/88→11/95	←	N1038530→; → 08/95	11.0101-5407.2	260011	ATE	
			←	N5000001→; → 08/95	11.0101-5407.2	260011	ATE	
			←	→ M5999999	11.0101-4802.2	260007	ATE	
			←	→ N1038529	11.0101-4802.2	260007	ATE	
1.7 D 1.8 i Cat	44 66	07/92→11/95 03/90→11/95	←	N1038530→ R1999999	11.0101-5407.2	260011	ATE	
			←	N5000001→ R5999999	11.0101-5407.2	260011	ATE	
			←	S1000001→; → 08/95	11.0101-5407.2	260011	ATE	
			↓					
			↓					

	kw			 	! #		
<b>VAUXHALL - CAVALIER Mk III Stufenheck (J89) 08/88→11/95</b>							
<b>Führungshülzensatz, Bremssattel</b>							
1.7 D	44	07/92→11/95	←	S5000001→; → 08/95		11.0101-5407.2 260011	ATE
1.8 i Cat	66	03/90→11/95					
1.7 TD	60	09/88→11/95	←	→ M5999999		11.0101-4802.2 260007	ATE
			←	→ N1038529		11.0101-4802.2 260007	ATE
			←	N1038530→ R1999999		11.0101-5407.2 260011	ATE
			←	S1000001→; → 08/95		11.0101-5407.2 260011	ATE
			←	N5000001→ R5999999		11.0101-5407.2 260011	ATE
1.8	66	09/88→08/95	←	→ M5999999		11.0101-4802.2 260007	ATE
			←	→ N1038529		11.0101-4802.2 260007	ATE
			←	N1038530→ R1999999		11.0101-5407.2 260011	ATE
			←	N5000001→ R5999999		11.0101-5407.2 260011	ATE
			←	S5000001→		11.0101-5407.2 260011	ATE
←	S1000001→		11.0101-5407.2 260011	ATE			
2.0 i 16V	110	09/88→11/95	←	→ 08/95		11.0101-5407.2 260011	ATE
2.0 i 16V 4x4	110	09/88→11/95					
2.0 i Cat	85	09/88→11/95					
2.0 SRi 16V	100	09/92→08/95	←			11.0101-5407.2 260011	ATE
<b>Führungsbolzen, Bremssattel</b>							
1.4 S	55	09/88→11/95	←	N5000001→; → 08/95		11.8171-0008.1 990049	ATE
1.6 i	52	09/93→11/95					
1.6 i	55	09/88→11/95	←	N1038530→; → 08/95		11.8171-0008.1 990049	ATE
1.7 D	44	07/92→11/95		S1000001→; → 08/95		11.8171-0008.1 990049	ATE
				S5000001→; → 08/95		11.8171-0008.1 990049	ATE
			←	N1038530→ R1999999		11.8171-0008.1 990049	ATE
1.8 i Cat	66	03/90→11/95	←	N5000001→ R5999999		11.8171-0008.1 990049	ATE
			←	N5000001→ R5999999		11.8171-0008.1 990049	ATE
1.7 TD	60	09/88→11/95		S1000001→; → 08/95		11.8171-0008.1 990049	ATE
			←	N1038530→ R1999999		11.8171-0008.1 990049	ATE
			←	N5000001→ R5999999		11.8171-0008.1 990049	ATE
1.8	66	09/88→08/95		S5000001→		11.8171-0008.1 990049	ATE
				S1000001→		11.8171-0008.1 990049	ATE
			←	N1038530→ R1999999		11.8171-0008.1 990049	ATE
			←	N5000001→ R5999999		11.8171-0008.1 990049	ATE
2.0 i 16V	110	09/88→11/95		→ 08/95		11.8171-0008.1 990049	ATE
2.0 i Cat	85	09/88→11/95					
2.0 i 16V 4x4	110	09/88→11/95	←	→ 08/95		11.8171-0008.1 990049	ATE
2.0 SRi 16V	100	09/92→08/95				11.8171-0008.1 990049	ATE
<b>Dichtungssatz, Bremssattel</b>							
1.4 S	55	09/88→11/95	←	→ M5999999		11.0441-4803.2 250018	ATE
			←	→ N1038529		11.0441-4803.2 250018	ATE
			←	N5000001→; → 08/95		11.0441-4811.2 250024	ATE
			←	N1038530→; → 08/95		11.0441-4811.2 250024	ATE
1.7 D	44	07/92→11/95	←	→ M5999999		11.0441-4803.2 250018	ATE
			←	→ N1038529		11.0441-4803.2 250018	ATE
			←	N1038530→ R1999999		11.0441-4811.2 250024	ATE
			←	N5000001→ R5999999		11.0441-4811.2 250024	ATE
			←	S1000001→; → 08/95		11.0441-5202.2 250026	ATE
			←	S5000001→; → 08/95		11.0441-5202.2 250026	ATE
			←				
1.8 i Cat	66	03/90→11/95	←	→ M5999999		11.0441-4803.2 250018	ATE
			←	→ N1038529		11.0441-4803.2 250018	ATE
			←	N1038530→ R1999999		11.0441-4811.2 250024	ATE
			←	N5000001→ R5999999		11.0441-4811.2 250024	ATE
			←	S1000001→; → 08/95		11.0441-5202.2 250026	ATE
1.7 TD	60	09/88→11/95	←	→ M5999999		11.0441-4803.2 250018	ATE
			←	→ N1038529		11.0441-4803.2 250018	ATE
			←	N5000001→ R5999999		11.0441-4811.2 250024	ATE
			←	N1038530→ R1999999		11.0441-4811.2 250024	ATE
			←	S1000001→; → 08/95		11.0441-5202.2 250026	ATE
1.8	66	09/88→08/95	←	→ M5999999		11.0441-4803.2 250018	ATE
			←	→ N1038529		11.0441-4803.2 250018	ATE
			←	N1038530→ R1999999		11.0441-4811.2 250024	ATE
			←	N5000001→ R5999999		11.0441-4811.2 250024	ATE
↓							

**VAUXHALL - CAVALIER Mk III Stufenheck (J89) 08/88→11/95**

**Dichtungssatz, Bremssattel**

1.8	66	09/88→08/95	←	S5000001→		11.0441-5202.2	250026	ATE
			←	S1000001→		11.0441-5202.2	250026	ATE
2.0 i 16V 2.0 i Cat	110	09/88→11/95	←	→ 08/95		11.0441-5202.2	250026	ATE
	85	09/88→11/95	→	→ 08/95		13.0441-3506.2	250052	ATE
2.0 i 16V 4x4	110	09/88→11/95	←	→ 08/95		11.0441-5402.2	250028	ATE
2.0 SRi 16V	100	09/92→08/95	←			11.0441-5202.2	250026	ATE
			→			13.0441-3506.2	250052	ATE

**Bremsschlauch**

1.4 S	55	09/88→11/95	←	→ 08/95	2	24.5298-0322.3	331314	L= 322
1.6 i	52	09/93→11/95						
1.6 i	55	09/88→11/95	→	P1000001→; → 08/95	2	24.5117-0195.3	330565	L= 198
1.7 D	44	07/92→11/95	→	→ N5999999	2	24.5233-0200.3	330425	L= 198
1.7 TD	60	09/88→11/95						
1.8 i Cat	66	03/90→11/95						
2.0 i 16V	110	09/88→11/95						
2.0 i 16V 4x4	110	09/88→11/95						
2.0 i Cat	85	09/88→11/95						
1.8 2.0 SRi 16V	66 100	09/88→08/95 09/92→08/95	←		2	24.5298-0322.3	331314	L= 322
			→	P1000001→	2	24.5117-0195.3	330565	L= 198
			→	→ N5999999	2	24.5233-0200.3	330425	L= 198

**VAUXHALL - COMBO Mk I (B) (S93) 07/94→10/01**

**Bremssattel**

1.4	44	07/94→10/01	←	☐; → 09/00		24.3481-9871.5	240677	ATE Ø 48 - Halter
1.4 16V	66	08/99→10/01	←	☐; → 09/00		24.3481-9872.5	240678	ATE Ø 48 - Halter
1.7 D	44	07/94→10/01	←	☐; → 09/00				

**Feder, Bremssattel**

1.4	44	07/94→10/01	←	→ 09/00	2	11.8116-0129.1	390591	ATE
1.4 16V	66	08/99→10/01						
1.7 D	44	07/94→10/01						

**Führungshülzensatz, Bremssattel**

1.4	44	07/94→10/01	←	→ 09/00		11.0101-5407.2	260011	ATE
1.4 16V	66	08/99→10/01						
1.7 D	44	07/94→10/01						

**Führungsbolzen, Bremssattel**

1.4	44	07/94→10/01	←	→ 09/00		11.8171-0008.1	990049	ATE
1.4 16V	66	08/99→10/01						
1.7 D	44	07/94→10/01						

**Dichtungssatz, Bremssattel**

1.4	44	07/94→10/01	←	→ 09/00		11.0441-4811.2	250024	ATE
1.4 16V	66	08/99→10/01						
1.7 D	44	07/94→10/01						








**Bremsschlauch**

1.4	44	07/94→10/01	←	→ 09/00	2	24.5231-0320.3	330496	L= 320
1.4 16V	66	08/99→10/01						
1.7 D	44	07/94→10/01						

**VAUXHALL - COMBO Mk II (C) Kasten/Kombi (F25) 09/01→02/12**







**Bremssattel**








1.3 CDTi 16V	51	09/04→02/12	←	☐; → 10/11; nicht für erhöhte Nutzlast		24.3541-1795.5	240788	TRW Ø 54 - Halter
1.3 CDTi 16V	55	10/05→11/11	←	☐; → 43033898, 53000000;		24.3541-1795.5	240788	TRW Ø 54 - Halter
1.4 i 16V	66	01/04→11/11	←	für erhöhte Nutzlast				
1.6	64	10/01→11/11	←	☐; → 10/11; nicht für erhöhte Nutzlast		24.3541-1796.5	240789	TRW Ø 54 - Halter
1.7 DTi 16V	55	10/01→11/11	←	☐; → 43033898, 53000000;		24.3541-1796.5	240789	TRW Ø 54 - Halter
			←	für erhöhte Nutzlast				
			←	☐; 43033899, 53000001→; → 10/11;		24.3571-9823.5	240499	ATE Ø 57 - Halter
			←	für erhöhte Nutzlast				
			←	☐; 43033899, 53000001→; → 10/11;		24.3571-9824.5	240500	ATE Ø 57 - Halter
			→	☐; → 10/11		24.3387-1701.5	240826	TRW Ø 38 - Halter
			→	☐; → 10/11		24.3387-1702.5	240827	TRW Ø 38 - Halter
1.4 16V	66	10/01→05/07	←	☐; nicht für erhöhte Nutzlast		24.3541-1795.5	240788	TRW Ø 54 - Halter
↓								








	kw					! #						
<b>VAUXHALL - COMBO Mk II (C) Kasten/Kombi (F25) 09/01→02/12</b>												
<b>Bremssattel</b>												
1.4 16V	66	10/01→05/07	←	☐; → 43033898, 53000000; für erhöhte Nutzlast			24.3541-1795.5	240788	TRW Ø 54 - Halter			
			←	☐; nicht für erhöhte Nutzlast			24.3541-1796.5	240789	TRW Ø 54 - Halter			
			←	☐; → 43033898, 53000000; für erhöhte Nutzlast			24.3541-1796.5	240789	TRW Ø 54 - Halter			
			←	☐; 43033899, 53000001→; für erhöhte Nutzlast			24.3571-9823.5	240499	ATE Ø 57 - Halter			
			←	☐; 43033899, 53000001→; für erhöhte Nutzlast			24.3571-9824.5	240500	ATE Ø 57 - Halter			
			→	☐			24.3387-1701.5	240826	TRW Ø 38 - Halter			
			→	☐			24.3387-1702.5	240827	TRW Ø 38 - Halter			
			1.6	62	09/01→10/04	←	☐; 10/01→; nicht für erhöhte Nutzlast			24.3541-1795.5	240788	TRW Ø 54 - Halter
←	☐; 10/01→; → 43033898, 53000000; für erhöhte Nutzlast						24.3541-1795.5	240788	TRW Ø 54 - Halter			
←	☐; 10/01→; nicht für erhöhte Nutzlast						24.3541-1796.5	240789	TRW Ø 54 - Halter			
←	☐; 10/01→; → 43033898, 53000000; für erhöhte Nutzlast						24.3541-1796.5	240789	TRW Ø 54 - Halter			
←	☐; 43033899, 53000001→; für erhöhte Nutzlast						24.3571-9823.5	240499	ATE Ø 57 - Halter			
←	☐; 43033899, 53000001→; für erhöhte Nutzlast						24.3571-9824.5	240500	ATE Ø 57 - Halter			
→	☐; 10/01→						24.3387-1701.5	240826	TRW Ø 38 - Halter			
→	☐; 10/01→						24.3387-1702.5	240827	TRW Ø 38 - Halter			
1.6 CNG 16V 1.6 CNG 16V 1.7 CDTI 16V	69 71 74	06/06→02/12 04/05→02/12 12/04→11/11	←	☐; → 10/11			24.3571-9823.5	240499	ATE Ø 57 - Halter			
			←	☐; → 10/11			24.3571-9824.5	240500	ATE Ø 57 - Halter			
			→	☐; → 10/11			24.3387-1701.5	240826	TRW Ø 38 - Halter			
			→	☐; → 10/11			24.3387-1702.5	240827	TRW Ø 38 - Halter			
1.7 DI 16V	48	09/01→11/11	←	☐; 10/01→ 10/11; nicht für erhöhte Nutzlast			24.3541-1795.5	240788	TRW Ø 54 - Halter			
			←	☐; 10/01→; → 43033898, 53000000; für erhöhte Nutzlast			24.3541-1795.5	240788	TRW Ø 54 - Halter			
			←	☐; 10/01→ 10/11; nicht für erhöhte Nutzlast			24.3541-1796.5	240789	TRW Ø 54 - Halter			
			←	☐; 10/01→; → 43033898, 53000000; für erhöhte Nutzlast			24.3541-1796.5	240789	TRW Ø 54 - Halter			
			←	☐; 43033899, 53000001→; → 10/11; für erhöhte Nutzlast			24.3571-9823.5	240499	ATE Ø 57 - Halter			
			←	☐; 43033899, 53000001→; → 10/11; für erhöhte Nutzlast			24.3571-9824.5	240500	ATE Ø 57 - Halter			
			→	☐; 10/01→ 10/11			24.3387-1701.5	240826	TRW Ø 38 - Halter			
			→	☐; 10/01→ 10/11			24.3387-1702.5	240827	TRW Ø 38 - Halter			
<b>Feder, Bremssattel</b>												
1.3 CDTI 16V 1.3 CDTI 16V 1.4 i 16V 1.6 1.7 DI 16V 1.7 DTI 16V	51 55 66 64 48 55	09/04→02/12 10/05→11/11 01/04→11/11 10/01→11/11 09/01→11/11 10/01→11/11	←	43033899, 53000001→; → 10/11; für erhöhte Nutzlast	2		11.8116-0292.1	390521	ATE			
			←	43033899, 53000001→; für erhöhte Nutzlast	2		11.8116-0292.1	390521	ATE			
			←	→ 10/11	2		11.8116-0292.1	390521	ATE			
			<b>Führungshülzensatz, Bremssattel</b>									
			1.3 CDTI 16V 1.3 CDTI 16V 1.4 i 16V 1.6 1.7 DI 16V 1.7 DTI 16V	51 55 66 64 48 55	09/04→02/12 10/05→11/11 01/04→11/11 10/01→11/11 09/01→11/11 10/01→11/11	←	43033899, 53000001→; → 10/11; für erhöhte Nutzlast			11.0101-5407.2	260011	ATE
						←	43033899, 53000001→; für erhöhte Nutzlast			11.0101-5407.2	260011	ATE
						←	→ 10/11			11.0101-5407.2	260011	ATE
<b>Führungshülzensatz, Bremssattel</b>												
1.6 CNG 16V 1.6 CNG 16V 1.7 CDTI 16V ↓	69 71 74	06/06→02/12 04/05→02/12 12/04→11/11				←	→ 10/11			11.0101-5407.2	260011	ATE






























	kw				! #		
<b>VAUXHALL - COMBO Mk II (C) Kasten/Kombi (F25) 09/01→02/12</b>							
<b>Führungsbolzen, Bremsattel</b>							
1.3 CDTi 16V	51	09/04→02/12		43033899, 53000001→; → 10/11; für erhöhte Nutzlast		11.8171-0008.1 990049	ATE
1.3 CDTi 16V	55	10/05→11/11					
1.4 i 16V	66	01/04→11/11					
1.6	64	10/01→11/11					
1.7 DI 16V	48	09/01→11/11					
1.7 DTI 16V	55	10/01→11/11					
1.4 16V	66	10/01→05/07		43033899, 53000001→; für erhöhte Nutzlast		11.8171-0008.1 990049	ATE
1.6	62	09/01→10/04					
1.6 CNG 16V	69	06/06→02/12		→ 10/11		11.8171-0008.1 990049	ATE
1.6 CNG 16V	71	04/05→02/12					
1.7 CDTi 16V	74	12/04→11/11					
<b>Dichtungssatz, Bremsattel</b>							
1.3 CDTi 16V	51	09/04→02/12	←	43033899, 53000001→; → 10/11; für erhöhte Nutzlast		11.0441-5704.2 250034	ATE
1.3 CDTi 16V	55	10/05→11/11					
1.4 i 16V	66	01/04→11/11					
1.6	64	10/01→11/11					
1.7 DI 16V	48	09/01→11/11					
1.7 DTI 16V	55	10/01→11/11					
1.4 16V	66	10/01→05/07	←	43033899, 53000001→; für erhöhte Nutzlast		11.0441-5704.2 250034	ATE
1.6	62	09/01→10/04		→ 10/11			
1.6 CNG 16V	69	06/06→02/12	←			11.0441-5704.2 250034	ATE
1.6 CNG 16V	71	04/05→02/12					
1.7 CDTi 16V	74	12/04→11/11					
<b>Bremsschlauch</b>							
1.3 CDTi 16V	51	09/04→02/12	←	→ 10/11	2	24.5256-0298.3 330756	L= 298
1.3 CDTi 16V	55	10/05→11/11					
1.4 i 16V	66	01/04→11/11	→	→ 10/11	2	24.5240-0220.3 330619	L= 220
1.6	64	10/01→11/11					
1.6 CNG 16V	69	06/06→02/12					
1.6 CNG 16V	71	04/05→02/12					
1.7 CDTi 16V	74	12/04→11/11					
1.7 DTI 16V	55	10/01→11/11					
1.4 16V	66	10/01→05/07	←		2	24.5256-0298.3 330756	L= 298
			→		2	24.5240-0220.3 330619	L= 220
1.6	62	09/01→10/04	←	10/01→	2	24.5256-0298.3 330756	L= 298
			→	10/01→	2	24.5240-0220.3 330619	L= 220
1.7 DI 16V	48	09/01→11/11	←	10/01→ 10/11	2	24.5256-0298.3 330756	L= 298
			→	10/01→ 10/11	2	24.5240-0220.3 330619	L= 220
<b>VAUXHALL - COMBO Mk III (D) Kasten/Kombi (X12) 11/11→</b>							
<b>Bremsschlauch</b>							
1.3 CDTi	66	11/11→	←		2	24.5112-0406.3 331496	L= 405
1.3 CDTi	70	03/16→					
1.4	70	11/11→	→		2	24.5204-0200.3 331499	L= 200
1.6 CDTi	66	11/11→					
1.6 CDTi	74	11/11→					
1.6 CDTi	77	11/11→					
2.0 CDTi	99	11/11→					
<b>VAUXHALL - COMBO TOUR Mk II (C) (F25) 09/01→02/12</b>							
<b>Bremsattel</b>							
1.3 CDTi 16V	51	09/04→09/06	←	☐; nicht für erhöhte Nutzlast		24.3541-1795.5 240788	TRW Ø 54 - Halter
1.4	66	10/04→09/10	←	☐; → 43033898, 53000000; für erhöhte Nutzlast		24.3541-1795.5 240788	TRW Ø 54 - Halter
1.6	64	10/01→06/04					
			←	☐; nicht für erhöhte Nutzlast		24.3541-1796.5 240789	TRW Ø 54 - Halter
			←	☐; → 43033898, 53000000; für erhöhte Nutzlast		24.3541-1796.5 240789	TRW Ø 54 - Halter
			←	☐; 43033899, 53000001→; für erhöhte Nutzlast		24.3571-9823.5 240499	ATE Ø 57 - Halter
			←	☐; 43033899, 53000001→; für erhöhte Nutzlast		24.3571-9824.5 240500	ATE Ø 57 - Halter
			→	☐		24.3387-1701.5 240826	TRW Ø 38 - Halter
			→	☐		24.3387-1702.5 240827	TRW Ø 38 - Halter
1.3 CDTi 16V	55	07/06→02/12	←	☐; → 10/11; nicht für erhöhte Nutzlast		24.3541-1795.5 240788	TRW Ø 54 - Halter
1.7 DTI 16V	55	10/01→02/12	←	☐; → 43033898, 53000000; für erhöhte Nutzlast		24.3541-1795.5 240788	TRW Ø 54 - Halter
			←	☐; → 10/11; nicht für erhöhte Nutzlast		24.3541-1796.5 240789	TRW Ø 54 - Halter
			←	☐; → 43033898, 53000000; für erhöhte Nutzlast		24.3541-1796.5 240789	TRW Ø 54 - Halter

	kw			 	! #			
<b>VAUXHALL - COMBO TOUR Mk II (C) (F25) 09/01→02/12</b>								
<b>Bremssattel</b>								
1.3 CDTI 16V 1.7 DTI 16V	55	07/06→02/12 10/01→02/12	←	☐; 43033899, 53000001→; → 10/11; für erhöhte Nutzlast		24.3571-9823.5	240499	ATE Ø 57 - Halter
	55		←	☐; 43033899, 53000001→; → 10/11; für erhöhte Nutzlast		24.3571-9824.5	240500	ATE Ø 57 - Halter
			→	☐; → 10/11		24.3387-1701.5	240826	TRW Ø 38 - Halter
			→	☐; → 10/11		24.3387-1702.5	240827	TRW Ø 38 - Halter
1.6 CNG 1.7 CDTI 16V	69	06/06→09/10 12/04→09/10	←	☐		24.3571-9823.5	240499	ATE Ø 57 - Halter
	74		←	☐		24.3571-9824.5	240500	ATE Ø 57 - Halter
			→	☐		24.3387-1701.5	240826	TRW Ø 38 - Halter
			→	☐		24.3387-1702.5	240827	TRW Ø 38 - Halter
1.6 CNG	71	04/05→02/12	←	☐; → 10/11		24.3571-9823.5	240499	ATE Ø 57 - Halter
			←	☐; → 10/11		24.3571-9824.5	240500	ATE Ø 57 - Halter
			→	☐; → 10/11		24.3387-1701.5	240826	TRW Ø 38 - Halter
			→	☐; → 10/11		24.3387-1702.5	240827	TRW Ø 38 - Halter
1.7 DI 16V	48	09/01→06/04	←	☐; 10/01→; nicht für erhöhte Nutzlast		24.3541-1795.5	240788	TRW Ø 54 - Halter
			←	☐; 10/01→; → 43033898, 53000000; für erhöhte Nutzlast		24.3541-1795.5	240788	TRW Ø 54 - Halter
			←	☐; 10/01→; nicht für erhöhte Nutzlast		24.3541-1796.5	240789	TRW Ø 54 - Halter
			←	☐; 10/01→; → 43033898, 53000000; für erhöhte Nutzlast		24.3541-1796.5	240789	TRW Ø 54 - Halter
			←	☐; 43033899, 53000001→; für erhöhte Nutzlast		24.3571-9823.5	240499	ATE Ø 57 - Halter
			←	☐; 43033899, 53000001→; für erhöhte Nutzlast		24.3571-9824.5	240500	ATE Ø 57 - Halter
			→	☐; 10/01→		24.3387-1701.5	240826	TRW Ø 38 - Halter
			→	☐; 10/01→		24.3387-1702.5	240827	TRW Ø 38 - Halter
<b>Feder, Bremssattel</b>								
1.3 CDTI 16V 1.4 1.6 1.7 DI 16V	51 66 64 48	09/04→09/06 10/04→09/10 10/01→06/04 09/01→06/04	←	43033899, 53000001→; für erhöhte Nutzlast	2	11.8116-0292.1	390521	ATE
1.3 CDTI 16V 1.7 DTI 16V	55 55	07/06→02/12 10/01→02/12	←	43033899, 53000001→; → 10/11; für erhöhte Nutzlast	2	11.8116-0292.1	390521	ATE
1.6 CNG 1.7 CDTI 16V	69 74	06/06→09/10 12/04→09/10	←		2	11.8116-0292.1	390521	ATE
1.6 CNG	71	04/05→02/12	←	→ 10/11	2	11.8116-0292.1	390521	ATE
<b>Führungshülzensatz, Bremssattel</b>								
1.3 CDTI 16V 1.4 1.6 1.7 DI 16V	51 66 64 48	09/04→09/06 10/04→09/10 10/01→06/04 09/01→06/04	←	43033899, 53000001→; für erhöhte Nutzlast		11.0101-5407.2	260011	ATE
1.3 CDTI 16V 1.7 DTI 16V	55 55	07/06→02/12 10/01→02/12	←	43033899, 53000001→; → 10/11; für erhöhte Nutzlast		11.0101-5407.2	260011	ATE
1.6 CNG 1.7 CDTI 16V	69 74	06/06→09/10 12/04→09/10	←			11.0101-5407.2	260011	ATE
1.6 CNG	71	04/05→02/12	←	→ 10/11		11.0101-5407.2	260011	ATE
<b>Führungsbolzen, Bremssattel</b>								
1.3 CDTI 16V 1.4 1.6 1.7 DI 16V	51 66 64 48	09/04→09/06 10/04→09/10 10/01→06/04 09/01→06/04		43033899, 53000001→; für erhöhte Nutzlast		11.8171-0008.1	990049	ATE
1.3 CDTI 16V 1.7 DTI 16V	55 55	07/06→02/12 10/01→02/12		43033899, 53000001→; → 10/11; für erhöhte Nutzlast		11.8171-0008.1	990049	ATE
1.6 CNG 1.7 CDTI 16V	69 74	06/06→09/10 12/04→09/10				11.8171-0008.1	990049	ATE
1.6 CNG	71	04/05→02/12		→ 10/11		11.8171-0008.1	990049	ATE
<b>Dichtungssatz, Bremssattel</b>								
1.3 CDTI 16V 1.4 1.6 1.7 DI 16V	51 66 64 48	09/04→09/06 10/04→09/10 10/01→06/04 09/01→06/04	←	43033899, 53000001→; für erhöhte Nutzlast		11.0441-5704.2	250034	ATE
1.3 CDTI 16V 1.7 DTI 16V	55 55	07/06→02/12 10/01→02/12	←	43033899, 53000001→; → 10/11; für erhöhte Nutzlast		11.0441-5704.2	250034	ATE
1.6 CNG 1.7 CDTI 16V	69 74	06/06→09/10 12/04→09/10	←			11.0441-5704.2	250034	ATE
↓								

	kw					! #		
<b>VAUXHALL - COMBO TOUR Mk II (C) (F25) 09/01→02/12</b>								
<b>Dichtungssatz, Bremssattel</b>								
1.6 CNG	71	04/05→02/12	←	→	10/11		11.0441-5704.2 250034	ATE
<b>Bremsschlauch</b>								
1.3 CDTI 16V	51	09/04→09/06	←			2	24.5256-0298.3 330756	L= 298
1.4	66	10/04→09/10						
1.6	64	10/01→06/04	→			2	24.5240-0220.3 330619	L= 220
1.6 CNG	69	06/06→09/10						
1.7 CDTI 16V	74	12/04→09/10						
1.3 CDTI 16V	55	07/06→02/12	←	→	10/11	2	24.5256-0298.3 330756	L= 298
1.6 CNG	71	04/05→02/12						
1.7 DTI 16V	55	10/01→02/12	→	→	10/11	2	24.5240-0220.3 330619	L= 220
1.7 DI 16V	48	09/01→06/04	←	→	10/01→	2	24.5256-0298.3 330756	L= 298
			→	→	10/01→	2	24.5240-0220.3 330619	L= 220
<b>VAUXHALL - CORSA Mk I (B) (S93) 12/92→09/00</b>								
<b>Bremssattel</b>								
1.0 i 12V	40	11/96→09/00	←	☐			24.3481-1733.5 240213	ATE Ø 48 - Halter
1.5 TD	49	03/93→10/96	←	☐			24.3481-1734.5 240214	ATE Ø 48 - Halter
1.7 D	44	02/96→09/00	←	☐				
1.2 i	33	03/93→09/00	←	☐; 04/98→;	für Schaltgetriebe		24.3481-1733.5 240213	ATE Ø 48 - Halter
			←	☐; für Schaltgetriebe			24.3481-1733.5 240213	ATE Ø 48 - Halter
			←	☐; 04/98→;	für Fahrzeuge ohne Klimaanlage; für Automatikgetriebe		24.3481-1733.5 240213	ATE Ø 48 - Halter
			←	☐; für Automatikgetriebe; für Fahrzeuge ohne Klimaanlage			24.3481-1733.5 240213	ATE Ø 48 - Halter
			←	☐; für Schaltgetriebe			24.3481-1734.5 240214	ATE Ø 48 - Halter
			←	☐; für Automatikgetriebe; für Fahrzeuge ohne Klimaanlage			24.3481-1734.5 240214	ATE Ø 48 - Halter
			←	☐; 04/98→;	für Schaltgetriebe		24.3481-1734.5 240214	ATE Ø 48 - Halter
			←	☐; 04/98→;	für Fahrzeuge ohne Klimaanlage; für Automatikgetriebe		24.3481-1734.5 240214	ATE Ø 48 - Halter
			←	☐; für Fahrzeuge mit Klimaanlage; für Automatikgetriebe			24.3481-9871.5 240677	ATE Ø 48 - Halter
			←	☐; 04/98→			24.3481-9871.5 240677	ATE Ø 48 - Halter
			←	☐; 04/98→			24.3481-9872.5 240678	ATE Ø 48 - Halter
			←	☐; für Fahrzeuge mit Klimaanlage; für Automatikgetriebe			24.3481-9872.5 240678	ATE Ø 48 - Halter
1.2 i 16V	48	03/98→09/00	←	☐; 04/98→;	für Schaltgetriebe		24.3481-1733.5 240213	ATE Ø 48 - Halter
			←	☐; 04/98→;	für Fahrzeuge ohne Klimaanlage; für Automatikgetriebe		24.3481-1733.5 240213	ATE Ø 48 - Halter
			←	☐; 04/98→;	für Fahrzeuge ohne Klimaanlage; für Automatikgetriebe		24.3481-1734.5 240214	ATE Ø 48 - Halter
			←	☐; 04/98→;	für Schaltgetriebe		24.3481-1734.5 240214	ATE Ø 48 - Halter
			←	☐; 04/98→			24.3481-9871.5 240677	ATE Ø 48 - Halter
			←	☐; 04/98→			24.3481-9872.5 240678	ATE Ø 48 - Halter
1.4 i	44	03/93→09/00	←	☐; für Schaltgetriebe			24.3481-1733.5 240213	ATE Ø 48 - Halter
			←	☐; für Automatikgetriebe; für Fahrzeuge ohne Klimaanlage			24.3481-1733.5 240213	ATE Ø 48 - Halter
			←	☐; für Automatikgetriebe; für Fahrzeuge ohne Klimaanlage			24.3481-1734.5 240214	ATE Ø 48 - Halter
			←	☐; für Schaltgetriebe			24.3481-1734.5 240214	ATE Ø 48 - Halter
			←	☐; für Fahrzeuge mit Klimaanlage; für Automatikgetriebe			24.3481-9871.5 240677	ATE Ø 48 - Halter
			←	☐			24.3481-9871.5 240677	ATE Ø 48 - Halter
			←	☐; für Fahrzeuge mit Klimaanlage; für Automatikgetriebe			24.3481-9872.5 240678	ATE Ø 48 - Halter
			←	☐			24.3481-9872.5 240678	ATE Ø 48 - Halter
1.4 i 16V	66	09/94→09/00	←	☐			24.3481-9871.5 240677	ATE Ø 48 - Halter
1.4 i S	60	03/93→09/00	←	☐				
1.6 i 16V	78	09/94→09/00	←	☐			24.3481-9872.5 240678	ATE Ø 48 - Halter
1.5 D	37	12/92→12/96	←	☐; 03/93→			24.3481-1733.5 240213	ATE Ø 48 - Halter
			←	☐; 03/93→			24.3481-1734.5 240214	ATE Ø 48 - Halter
↓								








	kw			 	! #		
<b>VAUXHALL - CORSA Mk I (B) (S93) 12/92→09/00</b>							
<b>Bremssattel</b>							
1.6 GSI 16V	80	03/93→09/00	←	☐; 09/93→		24.3481-9871.5 240677	ATE Ø 48 - Halter
			←	☐; 09/93→		24.3481-9872.5 240678	ATE Ø 48 - Halter
<b>Feder, Bremssattel</b>							
1.0 i 12V	40	11/96→09/00	←		2	11.8116-0129.1 390591	ATE
1.4 i 16V	66	09/94→09/00					
1.4 i S	60	03/93→09/00					
1.5 TD	49	03/93→10/96					
1.6 i 16V	78	09/94→09/00					
1.7 D	44	02/96→09/00					
1.2 i	33	03/93→09/00	←	04/98→; für Fahrzeuge ohne Klimaanlage; für Automatikgetriebe	2	11.8116-0129.1 390591	ATE
			←	04/98→	2	11.8116-0129.1 390591	ATE
			←	04/98→; für Schaltgetriebe	2	11.8116-0129.1 390591	ATE
			←	für Schaltgetriebe	2	11.8116-0129.1 390591	ATE
			←	für Automatikgetriebe	2	11.8116-0129.1 390591	ATE
1.2 i 16V	48	03/98→09/00	←	04/98→	2	11.8116-0129.1 390591	ATE
			←	04/98→; für Fahrzeuge ohne Klimaanlage; für Automatikgetriebe	2	11.8116-0129.1 390591	ATE
			←	04/98→; für Schaltgetriebe	2	11.8116-0129.1 390591	ATE
1.4 i	44	03/93→09/00	←		2	11.8116-0129.1 390591	ATE
			←	für Automatikgetriebe	2	11.8116-0129.1 390591	ATE
			←	für Schaltgetriebe	2	11.8116-0129.1 390591	ATE
1.5 D	37	12/92→12/96	←	03/93→	2	11.8116-0129.1 390591	ATE
1.6 GSI 16V	80	03/93→09/00	←	09/93→	2	11.8116-0129.1 390591	ATE
<b>Führungshülzensatz, Bremssattel</b>							
1.0 i 12V	40	11/96→09/00	←			11.0101-5407.2 260011	ATE
1.4 i 16V	66	09/94→09/00					
1.4 i S	60	03/93→09/00					
1.5 TD	49	03/93→10/96					
1.6 i 16V	78	09/94→09/00					
1.7 D	44	02/96→09/00					
1.2 i	33	03/93→09/00	←	für Automatikgetriebe		11.0101-5407.2 260011	ATE
			←	04/98→; für Schaltgetriebe		11.0101-5407.2 260011	ATE
			←	04/98→		11.0101-5407.2 260011	ATE
			←	für Schaltgetriebe		11.0101-5407.2 260011	ATE
			←	04/98→; für Fahrzeuge ohne Klimaanlage; für Automatikgetriebe		11.0101-5407.2 260011	ATE
1.2 i 16V	48	03/98→09/00	←	04/98→; für Schaltgetriebe		11.0101-5407.2 260011	ATE
			←	04/98→; für Fahrzeuge ohne Klimaanlage; für Automatikgetriebe		11.0101-5407.2 260011	ATE
			←	04/98→		11.0101-5407.2 260011	ATE
1.4 i	44	03/93→09/00	←			11.0101-5407.2 260011	ATE
			←	für Automatikgetriebe		11.0101-5407.2 260011	ATE
			←	für Schaltgetriebe		11.0101-5407.2 260011	ATE
1.5 D	37	12/92→12/96	←	03/93→		11.0101-5407.2 260011	ATE
1.6 GSI 16V	80	03/93→09/00	←	09/93→		11.0101-5407.2 260011	ATE
<b>Führungsbolzen, Bremssattel</b>							
1.0 i 12V	40	11/96→09/00	←			11.8171-0008.1 990049	ATE
1.4 i 16V	66	09/94→09/00					
1.4 i S	60	03/93→09/00					
1.5 TD	49	03/93→10/96					
1.6 i 16V	78	09/94→09/00					
1.7 D	44	02/96→09/00					
1.2 i	33	03/93→09/00	←	04/98→		11.8171-0008.1 990049	ATE
			←	04/98→; für Schaltgetriebe		11.8171-0008.1 990049	ATE
			←	für Automatikgetriebe		11.8171-0008.1 990049	ATE
			←	für Schaltgetriebe		11.8171-0008.1 990049	ATE
↓							








	kw			 	! #		
<b>VAUXHALL - CORSA Mk I (B) (S93) 12/92→09/00</b>							
<b>Führungsbolzen, Bremssattel</b>							
1.2 i	33	03/93→09/00	←	04/98→; für Fahrzeuge ohne Klimaanlage; für Automatikgetriebe		11.8171-0008.1 990049	ATE
1.2 i 16V	48	03/98→09/00	←	04/98→; für Schaltgetriebe		11.8171-0008.1 990049	ATE
			←	04/98→		11.8171-0008.1 990049	ATE
			←	04/98→; für Fahrzeuge ohne Klimaanlage; für Automatikgetriebe		11.8171-0008.1 990049	ATE
1.4 i	44	03/93→09/00	←			11.8171-0008.1 990049	ATE
			←	für Automatikgetriebe		11.8171-0008.1 990049	ATE
			←	für Schaltgetriebe		11.8171-0008.1 990049	ATE
1.5 D	37	12/92→12/96	←	03/93→		11.8171-0008.1 990049	ATE
1.6 GSI 16V	80	03/93→09/00	←	09/93→		11.8171-0008.1 990049	ATE
<b>Dichtungssatz, Bremssattel</b>							
1.0 i 12V	40	11/96→09/00	←			11.0441-4811.2 250024	ATE
1.4 i 16V	66	09/94→09/00	←				
1.4 i S	60	03/93→09/00	←				
1.5 TD	49	03/93→10/96	←				
1.6 i 16V	78	09/94→09/00	←				
1.7 D	44	02/96→09/00	←				
1.2 i	33	03/93→09/00	←	04/98→; für Fahrzeuge ohne Klimaanlage; für Automatikgetriebe		11.0441-4811.2 250024	ATE
			←	04/98→; für Schaltgetriebe		11.0441-4811.2 250024	ATE
			←	04/98→		11.0441-4811.2 250024	ATE
			←	für Schaltgetriebe		11.0441-4811.2 250024	ATE
			←	für Automatikgetriebe		11.0441-4811.2 250024	ATE
1.2 i 16V	48	03/98→09/00	←	04/98→; für Schaltgetriebe		11.0441-4811.2 250024	ATE
			←	04/98→; für Fahrzeuge ohne Klimaanlage; für Automatikgetriebe		11.0441-4811.2 250024	ATE
			←	04/98→		11.0441-4811.2 250024	ATE
1.4 i	44	03/93→09/00	←			11.0441-4811.2 250024	ATE
			←	für Automatikgetriebe		11.0441-4811.2 250024	ATE
			←	für Schaltgetriebe		11.0441-4811.2 250024	ATE
1.5 D	37	12/92→12/96	←	03/93→		11.0441-4811.2 250024	ATE
1.6 GSI 16V	80	03/93→09/00	←	09/93→		11.0441-4811.2 250024	ATE
<b> Bremsschlauch</b>							
1.0 i 12V	40	11/96→09/00	←		2	24.5231-0320.3 330496	L= 320
1.4 i	44	03/93→09/00	←				
1.4 i 16V	66	09/94→09/00	→		2	24.5233-0200.3 330425	L= 198
1.4 i S	60	03/93→09/00	←				
1.5 TD	49	03/93→10/96	←				
1.6 i 16V	78	09/94→09/00	←				
1.7 D	44	02/96→09/00	←				
1.2 i	33	03/93→09/00	←	04/98→	2	24.5231-0320.3 330496	L= 320
			←		2	24.5231-0320.3 330496	L= 320
			→	04/98→	2	24.5233-0200.3 330425	L= 198
			→		2	24.5233-0200.3 330425	L= 198
1.2 i 16V	48	03/98→09/00	←	04/98→	2	24.5231-0320.3 330496	L= 320
			→	04/98→	2	24.5233-0200.3 330425	L= 198
1.5 D	37	12/92→12/96	←	03/93→	2	24.5231-0320.3 330496	L= 320
			→	03/93→	2	24.5233-0200.3 330425	L= 198
1.6 GSI 16V	80	03/93→09/00	←	09/93→	2	24.5231-0320.3 330496	L= 320
			→	09/93→	2	24.5233-0200.3 330425	L= 198
<b>VAUXHALL - CORSA Mk II (C) (X01) 08/00→10/06</b>							
<b> Bremssattel</b>							
1.0 12V (F08, F68)	43	09/00→10/03	←	☐; + ABS		24.3481-1765.5 240369	TRW Ø 48 - Halter
			←	☐; + ABS		24.3481-1766.5 240370	TRW Ø 48 - Halter
			←	☐; - ABS		24.3481-1767.5 240371	TRW Ø 48 - Halter
↓							





















	kw			 	! #			
<b>VAUXHALL - CORSA Mk II (C) (X01) 08/00→10/06</b>								
<b> Bremssattel</b>								
1.0 12V (F08, F68)	44	11/03→10/06	←	☐; + ABS; → 09/06		24.3481-1765.5	240369	TRW Ø 48 - Halter
1.2 16V (F08, F68)	55	09/00→10/06	←	☐; + ABS; → 09/06		24.3481-1766.5	240370	TRW Ø 48 - Halter
1.2 16V Dualfuel (F08)	55	08/01→10/06	←	☐; + ABS; → 09/06		24.3481-1766.5	240370	TRW Ø 48 - Halter
1.2 Twinport (F08, F68)	59	07/04→10/06	←	☐; - ABS; → 09/06		24.3481-1767.5	240371	TRW Ø 48 - Halter
1.3 CDTI 16V (F08, F68)	52	08/00→09/06	←	☐; 06/03→		24.3541-1795.5	240788	TRW Ø 54 - Halter
			←	☐; 06/03→		24.3541-1796.5	240789	TRW Ø 54 - Halter
			→	☐; 06/03→		24.3347-1713.5	240701	TRW Ø 34 - Halter
			→	☐; 06/03→		24.3347-1714.5	240702	TRW Ø 34 - Halter
1.4 16V (F08, F68)	66	09/00→10/06	←	☐; → 09/06		24.3541-1795.5	240788	TRW Ø 54 - Halter
			←	☐; → 09/06		24.3541-1796.5	240789	TRW Ø 54 - Halter
			→	☐; → 09/06		24.3347-1713.5	240701	TRW Ø 34 - Halter
			→	☐; → 09/06		24.3347-1714.5	240702	TRW Ø 34 - Halter
1.4 Twinport (F08, F68)	66	06/03→10/06	←	☐; → 09/06		24.3541-1796.5	240789	TRW Ø 54 - Halter
			←	☐; → 09/06		24.3541-1796.5	240789	TRW Ø 54 - Halter
			→	☐; → 09/06		24.3347-1713.5	240701	TRW Ø 34 - Halter
			→	☐; → 09/06		24.3347-1714.5	240702	TRW Ø 34 - Halter
1.7 CDTI 16V (F08, F68)	74	08/00→09/06	←	☐; 06/03→		24.3571-9823.5	240499	ATE Ø 57 - Halter
			←	☐; 06/03→		24.3571-9824.5	240500	ATE Ø 57 - Halter
			→	☐; 06/03→		24.3347-1713.5	240701	TRW Ø 34 - Halter
			→	☐; 06/03→		24.3347-1714.5	240702	TRW Ø 34 - Halter
1.7 DI 16V (F08, F68)	48	08/00→09/06	←	☐; 09/00→		24.3481-1765.5	240369	TRW Ø 48 - Halter
			←	☐; 09/00→		24.3481-1766.5	240370	TRW Ø 48 - Halter
			→	☐; 09/00→		24.3347-1713.5	240701	TRW Ø 34 - Halter
			→	☐; 09/00→		24.3347-1714.5	240702	TRW Ø 34 - Halter
1.7 DTI 16V (F08, F68)	55	08/00→09/06	←	☐; 09/00→		24.3541-1795.5	240788	TRW Ø 54 - Halter
			←	☐; 09/00→		24.3541-1796.5	240789	TRW Ø 54 - Halter
			→	☐; 09/00→		24.3347-1713.5	240701	TRW Ø 34 - Halter
			→	☐; 09/00→		24.3347-1714.5	240702	TRW Ø 34 - Halter
1.8 16V (F08, F68)	92	08/00→09/06	←	☐; 09/00→; nicht für Bremssattelfarbe: rot		24.3541-1795.5	240788	TRW Ø 54 - Halter
			←	☐; 09/00→; nicht für Bremssattelfarbe: rot		24.3541-1796.5	240789	TRW Ø 54 - Halter
			→	☐; 09/00→; nicht für Bremssattelfarbe: rot		24.3347-1713.5	240701	TRW Ø 34 - Halter
			→	☐; 09/00→; nicht für Bremssattelfarbe: rot		24.3347-1714.5	240702	TRW Ø 34 - Halter
<b>Feder, Bremssattel</b>								
1.7 CDTI 16V (F08, F68)	74	08/00→09/06	←	06/03→	2	11.8116-0292.1	390521	ATE
<b>Führungshülzensatz, Bremssattel</b>								
1.7 CDTI 16V (F08, F68)	74	08/00→09/06	←	06/03→		11.0101-5407.2	260011	ATE
<b>Führungsbolzen, Bremssattel</b>								
1.7 CDTI 16V (F08, F68)	74	08/00→09/06		06/03→		11.8171-0008.1	990049	ATE
<b>Dichtungssatz, Bremssattel</b>								
1.7 CDTI 16V (F08, F68)	74	08/00→09/06	←	06/03→		11.0441-5704.2	250034	ATE
<b> Bremsschlauch</b>								
1.0 12V (F08, F68)	43	09/00→10/03	←		2	24.5256-0298.3	330756	L= 298
			→		2	24.5240-0195.3	330753	L= 195
1.0 12V (F08, F68)	44	11/03→10/06	←	→ 09/06	2	24.5256-0298.3	330756	L= 298
1.2 16V (F08, F68)	55	09/00→10/06	←	→ 09/06	2	24.5256-0298.3	330756	L= 298
1.2 16V Dualfuel (F08)	55	08/01→10/06	→	→ 09/06	2	24.5240-0195.3	330753	L= 195
1.2 Twinport (F08, F68)	59	07/04→10/06	→	→ 09/06	2	24.5240-0195.3	330753	L= 195
1.3 CDTI 16V (F08, F68)	52	08/00→09/06	←	06/03→	2	24.5256-0298.3	330756	L= 298
1.7 CDTI 16V (F08, F68)	74	08/00→09/06	→	06/03→	2	24.5240-0195.3	330753	L= 195
1.4 16V (F08, F68)	66	09/00→10/06	←	→ 09/06	2	24.5256-0298.3	330756	L= 298
1.4 Twinport (F08, F68)	66	06/03→10/06	←	→ 09/06	2	24.5256-0298.3	330756	L= 298
1.7 DI 16V (F08, F68)	48	08/00→09/06	←	09/00→	2	24.5256-0298.3	330756	L= 298
1.7 DTI 16V (F08, F68)	55	08/00→09/06	→	09/00→	2	24.5240-0195.3	330753	L= 195
1.8 16V (F08, F68)	92	08/00→09/06	←	09/00→	2	24.5256-0298.3	330756	L= 298




































	kw					! #			
<b>VAUXHALL - CORSA Mk III (D) (S07) 07/06→08/14</b>									
<b>Bremssattel</b>									
1.0	44	11/06→08/14	←	☐; V			24.3541-1769.5	240601	BOS Ø 54 - Halter
1.0 i 12V	48	06/10→08/14							
1.2	51	06/10→08/14	←	☐; V			24.3541-1770.5	240602	BOS Ø 54 - Halter
1.2	59	11/06→08/14							
1.2 LPG	59	09/09→08/14							
1.2 LPG	63	08/11→08/14							
1.4	64	09/09→08/14							
1.4	74	07/10→08/14							
1.4 LPG	64	09/09→08/14							
1.2 i 16V	63	11/06→08/14	←	☐; 06/10→; V			24.3541-1769.5	240601	BOS Ø 54 - Halter
			←	☐; 06/10→; V			24.3541-1770.5	240602	BOS Ø 54 - Halter
1.3 CDTI	55	07/06→08/14	←	☐; 10/06→; für Bremsscheibendurchmesser [mm]: 257; V			24.3541-1769.5	240601	BOS Ø 54 - Halter
			←	☐; 10/06→; für Bremsscheibendurchmesser [mm]: 257; V			24.3541-1770.5	240602	BOS Ø 54 - Halter
			←	☐; 10/06→; für Bremsscheibendurchmesser [mm]: 284			24.3541-1829.5	240721	BOS Ø 54 - Halter
			←	☐; 10/06→; für Bremsscheibendurchmesser [mm]: 284			24.3541-1830.5	240722	BOS Ø 54 - Halter
1.3 CDTI	66	07/06→08/14	←	☐; 10/06→			24.3541-1829.5	240721	BOS Ø 54 - Halter
			←	☐; 10/06→			24.3541-1830.5	240722	BOS Ø 54 - Halter
1.3 CDTI	70	06/10→08/14	←	☐; für Bremsscheibendurchmesser [mm]: 257; V			24.3541-1769.5	240601	BOS Ø 54 - Halter
			←	☐; für Bremsscheibendurchmesser [mm]: 257; V			24.3541-1770.5	240602	BOS Ø 54 - Halter
			←	☐; für Bremsscheibendurchmesser [mm]: 284			24.3541-1829.5	240721	BOS Ø 54 - Halter
			←	☐; für Bremsscheibendurchmesser [mm]: 284			24.3541-1830.5	240722	BOS Ø 54 - Halter
1.4	66	07/06→08/14	←	☐; 10/06→; V			24.3541-1769.5	240601	BOS Ø 54 - Halter
1.4 LPG	66	07/06→08/14	←	☐; 10/06→; V			24.3541-1770.5	240602	BOS Ø 54 - Halter
1.6 SRi	110	05/07→08/14	←	☐; 06/07→			24.3571-9823.5	240499	ATE Ø 57 - Halter
			←	☐; 06/07→			24.3571-9824.5	240500	ATE Ø 57 - Halter
1.6 VXR	141	12/13→08/14	←	☐			24.3571-9823.5	240499	ATE Ø 57 - Halter
1.6 VXR	150	06/11→08/14	←	☐			24.3571-9824.5	240500	ATE Ø 57 - Halter
<b>Feder, Bremssattel</b>									
1.6 SRi	110	05/07→08/14	←	06/07→		2	11.8116-0292.1	390521	ATE
1.6 VXR	141	12/13→08/14				2	11.8116-0292.1	390521	ATE
1.6 VXR	150	06/11→08/14							
<b>Führungsbolzen, Bremssattel</b>									
1.6 SRi	110	05/07→08/14		06/07→			11.8171-0008.1	990049	ATE
1.6 VXR	141	12/13→08/14					11.8171-0008.1	990049	ATE
1.6 VXR	150	06/11→08/14							
<b>Dichtungssatz, Bremssattel</b>									
1.6 SRi	110	05/07→08/14	←	06/07→			11.0441-5704.2	250034	ATE
1.6 VXR	141	12/13→08/14	←				11.0441-5704.2	250034	ATE
1.6 VXR	150	06/11→08/14							
<b>Bremsschlauch</b>									
1.0	44	11/06→08/14	←			2	24.5112-0402.3	331297	L= 402
1.0 i 12V	48	06/10→08/14							
1.2	51	06/10→08/14	→	Scheibenbremse		2	24.5112-0142.3	331016	L= 142
1.2	59	11/06→08/14							
1.2 LPG	59	09/09→08/14							
1.2 LPG	63	08/11→08/14							
1.3 CDTI	70	06/10→08/14							
1.4	64	09/09→08/14							
1.4	74	07/10→08/14							
1.4 LPG	64	09/09→08/14							
1.7 CDTI	92	11/06→08/14							
↓									

	kw			 	! #			
<b>VAUXHALL - CORSA Mk III (D) (S07) 07/06→08/14</b>								
<b>Bremsschlauch</b>								
1.2 i 16V 1.7 CDTi	63 96	11/06→08/14 11/06→08/14	← →	06/10→ 06/10→; Scheibenbremse	2 2	24.5112-0402.3 24.5112-0142.3	331297 331016	L= 402 L= 142
1.3 CDTi 1.3 CDTi 1.4 1.4 LPG	55 66 66 66	07/06→08/14 07/06→08/14 07/06→08/14 07/06→08/14	← →	10/06→ 10/06→; Scheibenbremse	2 2	24.5112-0402.3 24.5112-0142.3	331297 331016	L= 402 L= 142
1.4 1.6 VXR 1.6 VXR	88 141 150	07/12→08/14 12/13→08/14 06/11→08/14	→	Scheibenbremse	2	24.5112-0142.3	331016	L= 142
1.6 SRi	110	05/07→08/14	→	06/07→; Scheibenbremse	2	24.5112-0142.3	331016	L= 142
<b>VAUXHALL - CORSA Mk IV (E) (X15) 08/14→</b>								
<b>Bremssattel</b>								
1.0 1.0 1.2 1.3 CDTi 1.3 CDTi 1.4 1.4 1.4	66 85 51 55 70 55 66 74	08/14→ 08/14→ 08/14→ 08/14→ 08/14→ 09/14→ 08/14→ 08/14→	← ←	☐; 11/14→; für Bremsscheibendurchmesser [mm]: 308 ☐; 11/14→; für Bremsscheibendurchmesser [mm]: 308		24.3571-9823.5 24.3571-9824.5	240499 240500	ATE Ø 57 - Halter ATE Ø 57 - Halter
1.4	110	07/15→	← ←	☐; für Bremsscheibendurchmesser [mm]: 308 ☐; für Bremsscheibendurchmesser [mm]: 308		24.3571-9823.5 24.3571-9824.5	240499 240500	ATE Ø 57 - Halter ATE Ø 57 - Halter
<b>Feder, Bremssattel</b>								
1.0 1.0 1.2 1.3 CDTi 1.3 CDTi 1.4 1.4 1.4	66 85 51 55 70 55 66 74	08/14→ 08/14→ 08/14→ 08/14→ 08/14→ 09/14→ 08/14→ 08/14→		11/14→; für Bremsscheibendurchmesser [mm]: 257 11/14→; für Bremsscheibendurchmesser [mm]: 308 11/14→; für Bremsscheibendurchmesser [mm]: 284	2 2 2	11.8116-0264.1 11.8116-0292.1 11.8116-0356.1	390594 390521 390586	ATE ATE ATE
1.4	110	07/15→		für Bremsscheibendurchmesser [mm]: 257 für Bremsscheibendurchmesser [mm]: 308 ← für Bremsscheibendurchmesser [mm]: 284	2 2 2	11.8116-0264.1 11.8116-0292.1 11.8116-0356.1	390594 390521 390586	ATE ATE ATE
<b>Führungshülzensatz, Bremssattel</b>								
1.0 1.0 1.2 1.3 CDTi 1.3 CDTi 1.4 1.4 1.4	66 85 51 55 70 55 66 74	08/14→ 08/14→ 08/14→ 08/14→ 08/14→ 09/14→ 08/14→ 08/14→	←	11/14→; für Bremsscheibendurchmesser [mm]: 308		11.0101-5407.2	260011	ATE
1.4	110	07/15→	←	für Bremsscheibendurchmesser [mm]: 308		11.0101-5407.2	260011	ATE
<b>Führungsbolzen, Bremssattel</b>								
1.0 1.0 1.2 1.3 CDTi 1.3 CDTi 1.4 1.4 1.4	66 85 51 55 70 55 66 74	08/14→ 08/14→ 08/14→ 08/14→ 08/14→ 09/14→ 08/14→ 08/14→		11/14→; für Bremsscheibendurchmesser [mm]: 308		11.8171-0008.1	990049	ATE
1.4	110	07/15→		für Bremsscheibendurchmesser [mm]: 308		11.8171-0008.1	990049	ATE
<b>Dichtungssatz, Bremssattel</b>								
1.0 1.0 1.2 1.3 CDTi 1.3 CDTi 1.4 1.4	66 85 51 55 70 55 66	08/14→ 08/14→ 08/14→ 08/14→ 08/14→ 09/14→ 08/14→	←	11/14→; für Bremsscheibendurchmesser [mm]: 308		11.0441-5704.2	250034	ATE











	kw			 	! #		
<b>VAUXHALL - CORSA Mk IV (E) (X15) 08/14→</b>							
<b>Dichtungssatz, Bremssattel</b>							
1.4	74	08/14→	←	11/14→; für Bremsscheibendurchmesser [mm]: 308		11.0441-5704.2 250034	ATE
1.4	110	07/15→	←	für Bremsscheibendurchmesser [mm]: 308		11.0441-5704.2 250034	ATE
<b> Bremsschlauch</b>							
1.0	66	08/14→	→	am Bremssattel; 11/14→; Scheibenbremse	2	24.5112-0142.3 331016	L= 142
1.0	85	08/14→					
1.2	51	08/14→					
1.3 CDTi	55	08/14→					
1.3 CDTi	70	08/14→					
1.4	55	09/14→					
1.4	66	08/14→					
1.4	74	08/14→					
1.4	110	07/15→	→	am Bremssattel; Scheibenbremse	2	24.5112-0142.3 331016	L= 142
1.6 VXR	151	04/15→	→	am Bremssattel	2	24.5112-0142.3 331016	L= 142
<b>VAUXHALL - CORSAVAN Mk I (B) (S93) 01/94→09/00</b>							
<b> Bremssattel</b>							
1.4 i	44	01/94→09/00	←	 ; für Schaltgetriebe		24.3481-1733.5 240213	ATE Ø 48 - Halter
			←	 ; für Automatikgetriebe; für Fahrzeuge ohne Klimaanlage		24.3481-1733.5 240213	ATE Ø 48 - Halter
			←	 ; für Automatikgetriebe; für Fahrzeuge ohne Klimaanlage		24.3481-1734.5 240214	ATE Ø 48 - Halter
			←	 ; für Schaltgetriebe		24.3481-1734.5 240214	ATE Ø 48 - Halter
			←	 ; für Fahrzeuge mit Klimaanlage; für Automatikgetriebe		24.3481-9871.5 240677	ATE Ø 48 - Halter
			←	 ; für Schaltgetriebe		24.3481-9871.5 240677	ATE Ø 48 - Halter
			←	 ; für Fahrzeuge mit Klimaanlage; für Automatikgetriebe		24.3481-9872.5 240678	ATE Ø 48 - Halter
			←	 ; für Schaltgetriebe		24.3481-9872.5 240678	ATE Ø 48 - Halter
1.5 D	37	08/94→12/95	←			24.3481-1733.5 240213	ATE Ø 48 - Halter
1.7 D	44	01/94→09/00	←			24.3481-1734.5 240214	ATE Ø 48 - Halter
<b>Feder, Bremssattel</b>							
1.4 i	44	01/94→09/00	←		2	11.8116-0129.1 390591	ATE
			←	für Automatikgetriebe	2	11.8116-0129.1 390591	ATE
			←	für Schaltgetriebe	2	11.8116-0129.1 390591	ATE
1.5 D	37	08/94→12/95	←		2	11.8116-0129.1 390591	ATE
1.7 D	44	01/94→09/00					
<b>Führungshülzensatz, Bremssattel</b>							
1.4 i	44	01/94→09/00	←			11.0101-5407.2 260011	ATE
			←	für Automatikgetriebe		11.0101-5407.2 260011	ATE
			←	für Schaltgetriebe		11.0101-5407.2 260011	ATE
1.5 D	37	08/94→12/95	←			11.0101-5407.2 260011	ATE
1.7 D	44	01/94→09/00					
<b>Führungsbolzen, Bremssattel</b>							
1.4 i	44	01/94→09/00	←			11.8171-0008.1 990049	ATE
			←	für Automatikgetriebe		11.8171-0008.1 990049	ATE
			←	für Schaltgetriebe		11.8171-0008.1 990049	ATE
1.5 D	37	08/94→12/95	←			11.8171-0008.1 990049	ATE
1.7 D	44	01/94→09/00					
<b>Dichtungssatz, Bremssattel</b>							
1.4 i	44	01/94→09/00	←			11.0441-4811.2 250024	ATE
			←	für Automatikgetriebe		11.0441-4811.2 250024	ATE
			←	für Schaltgetriebe		11.0441-4811.2 250024	ATE
1.5 D	37	08/94→12/95	←			11.0441-4811.2 250024	ATE
1.7 D	44	01/94→09/00					
<b> Bremsschlauch</b>							
1.4 i	44	01/94→09/00	←		2	24.5231-0320.3 330496	L= 320
1.5 D	37	08/94→12/95					
1.7 D	44	01/94→09/00	→		2	24.5233-0200.3 330425	L= 198








	kw			 	! #			
<b>VAUXHALL - CORSAVAN Mk II (C) (X01) 09/00→06/06</b>								
 <b>Bremssattel</b>								
1.2 16V (F08)	55	09/00→06/06	←	☐; + ABS		24.3481-1765.5	240369	TRW Ø 48 - Halter
1.2 16V Dualfuel (F08)	55	08/01→06/06	←	☐; + ABS		24.3481-1766.5	240370	TRW Ø 48 - Halter
			←	☐; - ABS		24.3481-1767.5	240371	TRW Ø 48 - Halter
1.3 CDTI 16V (F08)	52	04/04→06/06	←	☐		24.3541-1795.5	240788	TRW Ø 54 - Halter
1.4 (F08)	66	11/03→06/06	←	☐		24.3541-1796.5	240789	TRW Ø 54 - Halter
1.7 DTI 16V (F08)	55	09/00→06/06	→	☐		24.3347-1713.5	240701	TRW Ø 34 - Halter
			→	☐		24.3347-1714.5	240702	TRW Ø 34 - Halter
1.7 DI 16V (F08)	48	09/00→06/06	←	☐		24.3481-1765.5	240369	TRW Ø 48 - Halter
			←	☐		24.3481-1766.5	240370	TRW Ø 48 - Halter
			→	☐		24.3347-1713.5	240701	TRW Ø 34 - Halter
			→	☐		24.3347-1714.5	240702	TRW Ø 34 - Halter
 <b>Bremsschlauch</b>								
1.2 16V (F08)	55	09/00→06/06	←		2	24.5256-0298.3	330756	L= 298
1.2 16V Dualfuel (F08)	55	08/01→06/06	→					
1.3 CDTI 16V (F08)	52	04/04→06/06	→		2	24.5240-0195.3	330753	L= 195
1.7 DI 16V (F08)	48	09/00→06/06						
1.7 DTI 16V (F08)	55	09/00→06/06						
1.4 (F08)	66	11/03→06/06	←		2	24.5256-0298.3	330756	L= 298
<b>VAUXHALL - CORSAVAN Mk III (D) (S07) 07/06→</b>								
 <b>Bremssattel</b>								
1.2	51	01/10→	←	☐; 06/10→; V		24.3541-1769.5	240601	BOS Ø 54 - Halter
			←	☐; 06/10→; V		24.3541-1770.5	240602	BOS Ø 54 - Halter
1.2	59	07/09→	←	☐; V		24.3541-1769.5	240601	BOS Ø 54 - Halter
			←	☐; V		24.3541-1770.5	240602	BOS Ø 54 - Halter
1.3 CDTI	55	07/06→	←	☐; 10/06→; für Bremsscheibendurchmesser [mm]: 257; V		24.3541-1769.5	240601	BOS Ø 54 - Halter
			←	☐; 10/06→; für Bremsscheibendurchmesser [mm]: 257; V		24.3541-1770.5	240602	BOS Ø 54 - Halter
			←	☐; 10/06→; für Bremsscheibendurchmesser [mm]: 284		24.3541-1829.5	240721	BOS Ø 54 - Halter
			←	☐; 10/06→; für Bremsscheibendurchmesser [mm]: 284		24.3541-1830.5	240722	BOS Ø 54 - Halter
1.3 CDTI	66	07/06→	←	☐; 10/06→		24.3541-1829.5	240721	BOS Ø 54 - Halter
			←	☐; 10/06→		24.3541-1830.5	240722	BOS Ø 54 - Halter
1.3 CDTI	70	07/06→	←	☐; 06/10→; für Bremsscheibendurchmesser [mm]: 257; V		24.3541-1769.5	240601	BOS Ø 54 - Halter
			←	☐; 06/10→; für Bremsscheibendurchmesser [mm]: 257; V		24.3541-1770.5	240602	BOS Ø 54 - Halter
			←	☐; 06/10→; für Bremsscheibendurchmesser [mm]: 284		24.3541-1829.5	240721	BOS Ø 54 - Halter
			←	☐; 06/10→; für Bremsscheibendurchmesser [mm]: 284		24.3541-1830.5	240722	BOS Ø 54 - Halter
 <b>Bremsschlauch</b>								
1.2	51	01/10→	←	06/10→	2	24.5112-0402.3	331297	L= 402
1.3 CDTI	70	07/06→	→	06/10→; Scheibenbremse	2	24.5112-0142.3	331016	L= 142
1.2	59	07/09→	←		2	24.5112-0402.3	331297	L= 402
			→	Scheibenbremse	2	24.5112-0142.3	331016	L= 142
1.3 CDTI	55	07/06→	←	10/06→	2	24.5112-0402.3	331297	L= 402
1.3 CDTI	66	07/06→	→	10/06→; Scheibenbremse	2	24.5112-0142.3	331016	L= 142

	kw			 	! #		
<b>VAUXHALL - CORSAVAN Mk IV (E) (X15) 10/14→</b>							
 <b>Bremssattel</b>							
1.2 1.3 CDTi 1.3 CDTi	51 55 70	10/14→ 10/14→ 10/14→	←	☐; 11/14→; für Bremsscheibendurchmesser [mm]: 308		24.3571-9823.5 240499	ATE Ø 57 - Halter
			←	☐; 11/14→; für Bremsscheibendurchmesser [mm]: 308		24.3571-9824.5 240500	ATE Ø 57 - Halter
<b>Feder, Bremssattel</b>							
1.2 1.3 CDTi 1.3 CDTi	51 55 70	10/14→ 10/14→ 10/14→		11/14→; für Bremsscheibendurchmesser [mm]: 257	2	11.8116-0264.1 390594	ATE
				11/14→; für Bremsscheibendurchmesser [mm]: 308	2	11.8116-0292.1 390521	ATE
			←	11/14→; für Bremsscheibendurchmesser [mm]: 284	2	11.8116-0356.1 390586	ATE
<b>Führungshülzensatz, Bremssattel</b>							
1.2 1.3 CDTi 1.3 CDTi	51 55 70	10/14→ 10/14→ 10/14→	←	11/14→; für Bremsscheibendurchmesser [mm]: 308		11.0101-5407.2 260011	ATE
<b>Führungsbolzen, Bremssattel</b>							
1.2 1.3 CDTi 1.3 CDTi	51 55 70	10/14→ 10/14→ 10/14→		11/14→; für Bremsscheibendurchmesser [mm]: 308		11.8171-0008.1 990049	ATE
<b>Dichtungssatz, Bremssattel</b>							
1.2 1.3 CDTi 1.3 CDTi	51 55 70	10/14→ 10/14→ 10/14→	←	11/14→; für Bremsscheibendurchmesser [mm]: 308		11.0441-5704.2 250034	ATE
 <b>Bremsschlauch</b>							
1.2 1.3 CDTi 1.3 CDTi	51 55 70	10/14→ 10/14→ 10/14→	→	am Bremssattel; 11/14→; Scheibenbremse	2	24.5112-0142.3 331016	L= 142
<b>VAUXHALL - FRONTERA Mk I (A) (U92) 09/91→10/98</b>							
 <b>Bremssattel</b>							
2.0 2.2 i 2.3 TD 2.4 i 2.5 TDS 2.8 TD	85 100 74 92 85 83	04/95→08/98 03/95→10/98 09/91→06/98 03/92→10/98 11/91→06/98 01/95→12/96	←	☐; SV720103→		24.3601-1717.5 240391	AKE Ø 60 - Halter
			←	☐; SV720103→		24.3601-1718.5 240392	AKE Ø 60 - Halter
			→	☐; SV720103→		24.3411-1701.5 240361	AKE Ø 41 - Halter
			→	☐; SV720103→		24.3411-1702.5 240362	AKE Ø 41 - Halter
<b>VAUXHALL - FRONTERA Mk I (A) Sport (U92) 03/92→10/98</b>							
 <b>Bremssattel</b>							
2.0 i 2.5 TDS 2.8 TD	85 85 83	03/92→10/98 09/96→10/98 01/95→12/96	←	☐; SV720103→		24.3601-1717.5 240391	AKE Ø 60 - Halter
			←	☐; SV720103→		24.3601-1718.5 240392	AKE Ø 60 - Halter
			→	☐; SV720103→		24.3411-1701.5 240361	AKE Ø 41 - Halter
			→	☐; SV720103→		24.3411-1702.5 240362	AKE Ø 41 - Halter
<b>VAUXHALL - FRONTERA Mk II (B) (U99) 10/98→10/04</b>							
 <b>Bremssattel</b>							
2.2 DTI 2.2 i 3.2 i	85 100 151	10/98→09/04 10/98→10/04 10/98→10/04	←	☐; → 02/04		24.3601-1717.5 240391	AKE Ø 60 - Halter
			←	☐; → 02/04		24.3601-1718.5 240392	AKE Ø 60 - Halter
			→	☐; → 02/04		24.3411-1701.5 240361	AKE Ø 41 - Halter
			→	☐; → 02/04		24.3411-1702.5 240362	AKE Ø 41 - Halter
 <b>Bremsschlauch</b>							
2.2 DTI 2.2 i 3.2 i	85 100 151	10/98→09/04 10/98→10/04 10/98→10/04	←	→ 02/04	2	24.5277-0420.3 330944	L= 420
			→	→ 02/04	1	24.5278-0335.3 330945	L= 335
			→	→ 02/04	2	24.5290-0180.3 331028	L= 180

	kw			 	! #		
<b>VAUXHALL - GRANDLAND X (A18) 06/17→</b>							
<b>Führungsbolzen, Bremsattel</b>							
1.2 (75)	96	06/17→	←			11.8171-0008.1	990049 ATE
1.6 Turbo D (75)	88	06/17→					
2.0 D (75)	130	10/17→					
<b>Dichtungssatz, Bremsattel</b>							
1.2 (75)	96	06/17→	←			11.0441-6008.2	250038 ATE für Kolben-Ø [mm]: 60
1.6 Turbo D (75)	88	06/17→					
2.0 D (75)	130	10/17→					
<b>VAUXHALL - INSIGNIA Mk I (A) Estate 07/08→05/17</b>							
<b>Bremsschlauch</b>							
1.4 (35)	103	04/11→05/17	←	06/11→; + 17+" Rad	2	24.5176-0464.3	331511 L= 464
			←	06/11→; passend für Felgenreöße [Zoll]: 16 / 17	2	24.5176-0494.3	331447 L= 494
			→	06/11→	2	24.5176-0384.3	331373 L= 384
1.4 LPG (35)	103	07/12→05/17	←	+ 17+" Rad	2	24.5176-0464.3	331511 L= 464
1.6 CDTI (35)	100	07/15→05/17					
1.6 Turbo (35)	125	07/13→05/17	←	passend für Felgenreöße [Zoll]: 16 / 17	2	24.5176-0494.3	331447 L= 494
1.6 Turbo (35)	132	01/09→05/17	→		2	24.5176-0384.3	331373 L= 384
1.8 (35)	103	07/08→05/17					
2.0 Biturbo CDTI (35)	143	03/12→05/17					
2.0 Biturbo CDTI 4x4 (35)	143	03/12→05/17					
2.0 CDTI (35)	81	07/08→05/17					
2.0 CDTI (35)	96	07/08→12/14					
2.0 CDTI (35)	103	07/13→05/17					
2.0 CDTI (35)	118	07/08→05/17					
2.0 CDTI (35)	120	07/13→05/17					
2.0 CDTI (35)	125	11/14→05/17					
2.0 CDTI (35)	140	11/08→05/17					
2.0 CDTI 4x4 (35)	125	11/14→05/17					
2.0 CDTI 4x4 (35)	140	05/09→05/17					
2.0 Turbo (35)	162	07/08→05/17					
2.0 Turbo (35)	184	04/14→05/17					
2.0 Turbo 4x4 (35)	162	07/08→05/17					
2.0 Turbo 4x4 (35)	184	09/11→05/17					
2.0 CDTI (35)	88	03/12→03/16	←	03/13→; + 17+" Rad	2	24.5176-0464.3	331511 L= 464
			←	03/13→; passend für Felgenreöße [Zoll]: 16 / 17	2	24.5176-0494.3	331447 L= 494
			→	03/13→	2	24.5176-0384.3	331373 L= 384
2.0 CDTI 4x4 (35)	118	07/08→05/17	←	06/10→; + 17+" Rad	2	24.5176-0464.3	331511 L= 464
			←	06/10→; passend für Felgenreöße [Zoll]: 16 / 17	2	24.5176-0494.3	331447 L= 494
			→	06/10→	2	24.5176-0384.3	331373 L= 384
2.8 V6 Turbo (35)	191	08/08→05/17	→		2	24.5176-0384.3	331373 L= 384
2.8 VXR (35)	239	07/09→05/17					
<b>VAUXHALL - INSIGNIA Mk I (A) Schrägheck (G09) 07/08→05/17</b>							
<b>Bremsschlauch</b>							
1.4 (68)	103	04/11→05/17	←	06/11→; + 17+" Rad	2	24.5176-0464.3	331511 L= 464
			←	06/11→; passend für Felgenreöße [Zoll]: 16 / 17	2	24.5176-0494.3	331447 L= 494
			→	06/11→	2	24.5176-0384.3	331373 L= 384
1.4 LPG (68)	103	07/12→05/17	←	+ 17+" Rad	2	24.5176-0464.3	331511 L= 464
1.6 CDTI (68)	100	07/15→05/17					
1.6 Turbo (68)	125	07/13→05/17	←	passend für Felgenreöße [Zoll]: 16 / 17	2	24.5176-0494.3	331447 L= 494
1.6 Turbo (68)	132	01/09→05/17	→		2	24.5176-0384.3	331373 L= 384
1.8 (68)	103	07/08→05/17					
2.0 Biturbo CDTI (68)	143	03/12→05/17					
2.0 Biturbo CDTI 4x4 (68)	143	03/12→05/17					
2.0 CDTI (68)	81	07/08→05/17					
2.0 CDTI (68)	96	07/08→12/14					
2.0 CDTI (68)	103	07/13→05/17					
2.0 CDTI (68)	118	07/08→05/17					
2.0 CDTI (68)	120	07/13→05/17					
2.0 CDTI (68)	125	11/14→05/17					
2.0 CDTI (68)	140	10/08→05/17					
2.0 CDTI 4x4 (68)	125	11/14→05/17					
2.0 CDTI 4x4 (68)	140	05/09→05/17					
2.0 Turbo (68)	162	07/08→05/17					
2.0 Turbo (68)	184	04/14→05/17					
2.0 Turbo 4x4 (68)	162	07/08→05/17					
2.0 Turbo 4x4 (68)	184	09/11→05/17					
2.8 V6 Turbo 4x4 (68)	191	07/08→05/17					
↓							



	kw			 	! #		
<b>VAUXHALL - INSIGNIA Mk I (A) Schrägheck (G09) 07/08→05/17</b>							
 <b>Bremsschlauch</b>							
2.0 CDTI (68)	88	03/12→03/16	←	03/13→; + 17+" Rad	2	24.5176-0464.3 331511	L= 464
			←	03/13→; passend für Felgengröße [Zoll]: 16 / 17	2	24.5176-0494.3 331447	L= 494
			→	03/13→	2	24.5176-0384.3 331373	L= 384
2.0 CDTI 4x4 (68)	118	07/08→05/17	←	06/10→; + 17+" Rad	2	24.5176-0464.3 331511	L= 464
			←	06/10→; passend für Felgengröße [Zoll]: 16 / 17	2	24.5176-0494.3 331447	L= 494
			→	06/10→	2	24.5176-0384.3 331373	L= 384
2.8 VXR (68)	239	07/09→05/17	→		2	24.5176-0384.3 331373	L= 384
<b>VAUXHALL - INSIGNIA Mk I (A) Stufenheck (G09) 07/08→05/17</b>							
 <b>Bremsschlauch</b>							
1.4 (69)	103	04/11→05/17	←	06/11→; + 17+" Rad	2	24.5176-0464.3 331511	L= 464
			←	06/11→; passend für Felgengröße [Zoll]: 16 / 17	2	24.5176-0494.3 331447	L= 494
			→	06/11→	2	24.5176-0384.3 331373	L= 384
1.4 LPG (69)	103	07/12→05/17	←	+ 17+" Rad	2	24.5176-0464.3 331511	L= 464
1.6 Turbo (69)	132	01/09→05/17	←	passend für Felgengröße [Zoll]: 16 / 17	2	24.5176-0494.3 331447	L= 494
1.8 (69)	103	07/08→05/17	←		2	24.5176-0494.3 331447	L= 494
2.0 Biturbo CDTI (69)	143	03/12→05/17	→		2	24.5176-0384.3 331373	L= 384
2.0 Biturbo CDTI 4x4 (69)	143	03/12→05/17	→		2	24.5176-0384.3 331373	L= 384
2.0 CDTI (69)	81	07/08→05/17					
2.0 CDTI (69)	96	07/08→12/14					
2.0 CDTI (69)	103	07/13→05/17					
2.0 CDTI (69)	118	07/08→05/17					
2.0 CDTI (69)	120	07/13→05/17					
2.0 CDTI (69)	125	11/14→05/17					
2.0 CDTI (69)	140	11/08→05/17					
2.0 CDTI 4x4 (69)	125	11/14→05/17					
2.0 CDTI 4x4 (69)	140	05/09→05/17					
2.0 Turbo (69)	162	07/08→05/17					
2.0 Turbo 4x4 (69)	162	07/08→05/17					
2.0 Turbo 4x4 (69)	184	09/11→05/17					
2.8 V6 Turbo 4x4 (69)	191	07/08→05/17					
2.0 CDTI (69)	88	03/12→12/14	←	03/13→; + 17+" Rad	2	24.5176-0464.3 331511	L= 464
			←	03/13→; passend für Felgengröße [Zoll]: 16 / 17	2	24.5176-0494.3 331447	L= 494
			→	03/13→	2	24.5176-0384.3 331373	L= 384
2.0 CDTI 4x4 (69)	118	07/08→05/17	←	06/10→; + 17+" Rad	2	24.5176-0464.3 331511	L= 464
			←	06/10→; passend für Felgengröße [Zoll]: 16 / 17	2	24.5176-0494.3 331447	L= 494
			→	06/10→	2	24.5176-0384.3 331373	L= 384
2.0 Turbo (69)	184	09/11→05/17	←	04/14→; + 17+" Rad	2	24.5176-0464.3 331511	L= 464
			←	04/14→; passend für Felgengröße [Zoll]: 16 / 17	2	24.5176-0494.3 331447	L= 494
			→	04/14→	2	24.5176-0384.3 331373	L= 384
2.8 VXR (69)	239	07/09→05/17	→		2	24.5176-0384.3 331373	L= 384
<b>VAUXHALL - MERIVA Mk I (A) (X03) 01/03→06/10</b>							
 <b>Bremssattel</b>							
1.3 CDTI	51	04/05→06/10	←	☐; → 05/10		24.3571-9823.5 240499	ATE Ø 57 - Halter
			←	☐; → 05/10		24.3571-9824.5 240500	ATE Ø 57 - Halter
			→	☐; → 05/10		24.3387-1701.5 240826	TRW Ø 38 - Halter
			→	☐; → 05/10		24.3387-1702.5 240827	TRW Ø 38 - Halter
1.3 CDTI	55	01/03→10/09	←	☐; 09/03→		24.3571-9823.5 240499	ATE Ø 57 - Halter
			←	☐; 09/03→		24.3571-9824.5 240500	ATE Ø 57 - Halter
			→	☐; 09/03→		24.3387-1701.5 240826	TRW Ø 38 - Halter
			→	☐; 09/03→		24.3387-1702.5 240827	TRW Ø 38 - Halter
1.4 16V Twinport	66	01/03→06/10	←	☐; 07/04→ 05/10; Felge Lochzahl: 4		24.3541-1795.5 240788	TRW Ø 54 - Halter
			←	☐; 07/04→ 05/10; Felge Lochzahl: 4		24.3541-1796.5 240789	TRW Ø 54 - Halter
			←	☐; 07/04→ 05/10; Felge Lochzahl: 5		24.3571-9823.5 240499	ATE Ø 57 - Halter
			←	☐; 07/04→ 05/10; Felge Lochzahl: 5		24.3571-9824.5 240500	ATE Ø 57 - Halter
			→	☐; 07/04→ 05/10; Felge Lochzahl: 4		24.3367-1707.5 240898	TRW Ø 36 - Halter

	kw			 	! #			
<b>VAUXHALL - MERIVA Mk I (A) (X03) 01/03→06/10</b>								
<b>Bremssattel</b>								
1.4 16V Twinport	66	01/03→06/10	➡	☐; 07/04→ 05/10; Felge Lochzahl: 4	24.3367-1708.5	240899	TRW Ø 36 - Halter	
			➡	☐; 07/04→ 05/10; Felge Lochzahl: 5	24.3387-1701.5	240826	TRW Ø 38 - Halter	
			➡	☐; 07/04→ 05/10; Felge Lochzahl: 5	24.3387-1702.5	240827	TRW Ø 38 - Halter	
1.6 i	64	01/03→06/10	←	☐; 05/03→ 05/10	24.3541-1795.5	240788	TRW Ø 54 - Halter	
			←	☐; 05/03→ 05/10	24.3541-1796.5	240789	TRW Ø 54 - Halter	
			➡	☐; 44000001→; → 05/10	24.3367-1707.5	240898	TRW Ø 36 - Halter	
			➡	☐; 44000001→; → 05/10	24.3367-1708.5	240899	TRW Ø 36 - Halter	
			➡	☐; 05/03→; → 34999999	24.3367-1713.5	240900	TRW Ø 36 - Halter	
			➡	☐; 05/03→; → 34999999	24.3367-1714.5	240901	TRW Ø 36 - Halter	
			➡	☐; 05/03→; → 34999999	24.3367-1714.5	240901	TRW Ø 36 - Halter	
1.6 i 16V	74	01/03→09/05	←	☐; 05/03→	24.3571-9823.5	240499	ATE Ø 57 - Halter	
			←	☐; 05/03→	24.3571-9824.5	240500	ATE Ø 57 - Halter	
			➡	☐; 05/03→; → 34999999	24.3384-1753.5	240824	TRW Ø 38 - Halter	
			➡	☐; 05/03→; → 34999999	24.3384-1754.5	240825	TRW Ø 38 - Halter	
			➡	☐; 44000001→	24.3387-1701.5	240826	TRW Ø 38 - Halter	
			➡	☐; 44000001→	24.3387-1702.5	240827	TRW Ø 38 - Halter	
1.6 i 16V Twinport	77	05/03→06/10	←	☐; 01/06→ 05/10	24.3571-9823.5	240499	ATE Ø 57 - Halter	
			←	☐; 01/06→ 05/10	24.3571-9824.5	240500	ATE Ø 57 - Halter	
			➡	☐; 01/06→ 05/10	24.3387-1701.5	240826	TRW Ø 38 - Halter	
			➡	☐; 01/06→ 05/10	24.3387-1702.5	240827	TRW Ø 38 - Halter	
1.6 Turbo	132	05/06→06/10	←	☐; → 05/10	24.3571-9823.5	240499	ATE Ø 57 - Halter	
			←	☐; → 05/10	24.3571-9824.5	240500	ATE Ø 57 - Halter	
1.7 CDTi 1.7 DTI 1.8 i 16V	74	09/03→06/10	←	☐; → 05/10	24.3571-9823.5	240499	ATE Ø 57 - Halter	
	55	06/03→06/10	←	☐; → 05/10	24.3571-9824.5	240500	ATE Ø 57 - Halter	
	92	05/03→06/10	➡	☐; → 34999999	24.3384-1753.5	240824	TRW Ø 38 - Halter	
			➡	☐; → 34999999	24.3384-1754.5	240825	TRW Ø 38 - Halter	
			➡	☐; 44000001→; → 05/10	24.3387-1701.5	240826	TRW Ø 38 - Halter	
			➡	☐; 44000001→; → 05/10	24.3387-1702.5	240827	TRW Ø 38 - Halter	
1.7 CDTI	92	08/06→05/10	←	☐; 09/06→	24.3571-9823.5	240499	ATE Ø 57 - Halter	
			←	☐; 09/06→	24.3571-9824.5	240500	ATE Ø 57 - Halter	
			➡	☐; 09/06→	24.3387-1701.5	240826	TRW Ø 38 - Halter	
			➡	☐; 09/06→	24.3387-1702.5	240827	TRW Ø 38 - Halter	
<b>Feder, Bremssattel</b>								
1.3 CDTI	51	04/05→06/10	←	→ 05/10	2	11.8116-0292.1	390521	ATE
1.6 Turbo	132	05/06→06/10						
1.7 CDTi	74	09/03→06/10						
1.7 DTI	55	06/03→06/10						
1.8 i 16V	92	05/03→06/10						
1.3 CDTI	55	01/03→10/09	←	09/03→	2	11.8116-0292.1	390521	ATE
1.4 16V Twinport	66	01/03→06/10	←	07/04→ 05/10; Felge Lochzahl: 5	2	11.8116-0292.1	390521	ATE
1.6 i 16V	74	01/03→09/05	←	05/03→	2	11.8116-0292.1	390521	ATE
1.6 i 16V Twinport	77	05/03→06/10	←	01/06→ 05/10	2	11.8116-0292.1	390521	ATE
1.7 CDTI	92	08/06→05/10	←	09/06→	2	11.8116-0292.1	390521	ATE
<b>Führungshülzensatz, Bremssattel</b>								
1.3 CDTI	51	04/05→06/10	←	→ 05/10		11.0101-5407.2	260011	ATE
1.7 CDTi	74	09/03→06/10						
1.7 DTI	55	06/03→06/10						
1.8 i 16V	92	05/03→06/10						
1.3 CDTI	55	01/03→10/09	←	09/03→		11.0101-5407.2	260011	ATE
1.4 16V Twinport	66	01/03→06/10	←	07/04→ 05/10; Felge Lochzahl: 5		11.0101-5407.2	260011	ATE
1.6 i 16V	74	01/03→09/05	←	05/03→		11.0101-5407.2	260011	ATE
1.6 i 16V Twinport	77	05/03→06/10	←	01/06→ 05/10		11.0101-5407.2	260011	ATE
1.7 CDTI	92	08/06→05/10	←	09/06→		11.0101-5407.2	260011	ATE
<b>Führungsbolzen, Bremssattel</b>								
1.3 CDTI	51	04/05→06/10		→ 05/10		11.8171-0008.1	990049	ATE
1.7 CDTi	74	09/03→06/10						
↓								




**VAUXHALL - MERIVA Mk I (A) (X03) 01/03→06/10**

**Führungsbolzen, Bremsattel**

1.7 DTI	55	06/03→06/10		→ 05/10		11.8171-0008.1	990049	ATE
1.8 i 16V	92	05/03→06/10						
1.3 CDTI	55	01/03→10/09		09/03→		11.8171-0008.1	990049	ATE
1.4 16V Twinport	66	01/03→06/10		07/04→ 05/10; Felge Lochzahl: 5		11.8171-0008.1	990049	ATE
1.6 i 16V	74	01/03→09/05		05/03→		11.8171-0008.1	990049	ATE
1.6 i 16V Twinport	77	05/03→06/10		01/06→ 05/10		11.8171-0008.1	990049	ATE
1.7 CDTI	92	08/06→05/10		09/06→		11.8171-0008.1	990049	ATE


**Dichtungssatz, Bremsattel**

1.3 CDTI	51	04/05→06/10	←	→ 05/10		11.0441-5704.2	250034	ATE
1.7 CDTi	74	09/03→06/10						
1.7 DTI	55	06/03→06/10						
1.8 i 16V	92	05/03→06/10						
1.3 CDTI	55	01/03→10/09	←	09/03→		11.0441-5704.2	250034	ATE
1.4 16V Twinport	66	01/03→06/10	←	07/04→ 05/10; Felge Lochzahl: 5		11.0441-5704.2	250034	ATE
1.6 i 16V	74	01/03→09/05	←	05/03→		11.0441-5704.2	250034	ATE
1.6 i 16V Twinport	77	05/03→06/10	←	01/06→ 05/10		11.0441-5704.2	250034	ATE
1.7 CDTI	92	08/06→05/10	←	09/06→		11.0441-5704.2	250034	ATE

 **Bremsschlauch**








1.3 CDTI	51	04/05→06/10	←	→ 05/10	2	24.5256-0318.3	331426	L= 329
1.7 CDTi	74	09/03→06/10	→	☐; → 05/10		24.5157-0218.3	331095	L= 219 L2= 185 mit Rohrleitung
1.7 DTI	55	06/03→06/10	→	☐; → 05/10		24.5157-0219.3	331096	L= 219 L2= 185 mit Rohrleitung
1.8 i 16V	92	05/03→06/10	→	☐; → 05/10		24.5157-0219.3	331096	L= 219 L2= 185 mit Rohrleitung
1.3 CDTI	55	01/03→10/09	←	09/03→	2	24.5256-0318.3	331426	L= 329
			→	☐; 09/03→		24.5157-0218.3	331095	L= 219 L2= 185 mit Rohrleitung
			→	☐; 09/03→		24.5157-0219.3	331096	L= 219 L2= 185 mit Rohrleitung
1.4 16V Twinport	66	01/03→06/10	←	07/04→ 05/10	2	24.5256-0318.3	331426	L= 329
			→	☐; 07/04→ 05/10		24.5157-0218.3	331095	L= 219 L2= 185 mit Rohrleitung
			→	☐; 07/04→ 05/10		24.5157-0219.3	331096	L= 219 L2= 185 mit Rohrleitung
1.6 i	64	01/03→06/10	←	05/03→ 05/10	2	24.5256-0318.3	331426	L= 329
			→	☐; 05/03→ 05/10		24.5157-0218.3	331095	L= 219 L2= 185 mit Rohrleitung
			→	☐; 05/03→ 05/10		24.5157-0219.3	331096	L= 219 L2= 185 mit Rohrleitung
1.6 i 16V	74	01/03→09/05	←	05/03→	2	24.5256-0318.3	331426	L= 329
			→	☐; 05/03→		24.5157-0218.3	331095	L= 219 L2= 185 mit Rohrleitung
			→	☐; 05/03→		24.5157-0219.3	331096	L= 219 L2= 185 mit Rohrleitung
1.6 i 16V Twinport	77	05/03→06/10	←	01/06→ 05/10	2	24.5256-0318.3	331426	L= 329
			→	☐; 01/06→ 05/10		24.5157-0218.3	331095	L= 219 L2= 185 mit Rohrleitung
			→	☐; 01/06→ 05/10		24.5157-0219.3	331096	L= 219 L2= 185 mit Rohrleitung
1.6 Turbo	132	05/06→06/10	→	☐; → 05/10		24.5157-0218.3	331095	L= 219 L2= 185 mit Rohrleitung
			→	☐; → 05/10		24.5157-0219.3	331096	L= 219 L2= 185 mit Rohrleitung
1.7 CDTI	92	08/06→05/10	←	09/06→	2	24.5256-0318.3	331426	L= 329
			→	☐; 09/06→		24.5157-0218.3	331095	L= 219 L2= 185 mit Rohrleitung
			→	☐; 09/06→		24.5157-0219.3	331096	L= 219 L2= 185 mit Rohrleitung














**VAUXHALL - MERIVA Mk II (B) (S10) 06/10→**


























































 **Bremssattel**

1.3 CDTi	70	06/10→	←	☐		24.3571-9823.5	240499	ATE Ø 57 - Halter
1.3 CDTI	55	06/10→	←	☐		24.3571-9824.5	240500	ATE Ø 57 - Halter
1.4	74	06/10→	←	☐		24.3384-1775.5	240711	TRW Ø 38 - Halter
1.4	88	06/10→	→	☐		24.3384-1776.5	240712	TRW Ø 38 - Halter
1.4	103	06/10→	→	☐				
1.4 LPG	88	06/11→	→	☐				
1.6 CDTi	81	07/14→						
1.6 CDTi	100	08/13→						
1.7 CDTi	81	06/10→						
1.7 CDTi	96	06/10→						
1.7 CDTi	74	06/10→						
1.6 CDTI	70	01/14→	←	☐; 03/14→		24.3571-9823.5	240499	ATE Ø 57 - Halter
			←	☐; 03/14→		24.3571-9824.5	240500	ATE Ø 57 - Halter
			→	☐; 03/14→		24.3384-1775.5	240711	TRW Ø 38 - Halter
			→	☐; 03/14→		24.3384-1776.5	240712	TRW Ø 38 - Halter










↓

	kW			 	! #		
<b>VAUXHALL - MERIVA Mk II (B) (S10) 06/10→</b>							
<b>Halter, Bremssattel</b>							
1.4	103	06/10→	←			11.8170-0758.1	260120 ATE
1.6 CDTi	81	07/14→					
1.6 CDTi	100	08/13→					
1.7 CDTi	81	06/10→					
1.7 CDTi	96	06/10→					
1.7 CDTi	74	06/10→					
1.6 CDTi	70	01/14→	←	03/14→		11.8170-0758.1	260120 ATE
<b>Feder, Bremssattel</b>							
1.3 CDTi	70	06/10→			2	11.8116-0292.1	390521 ATE
1.3 CDTi	55	06/10→					
1.4	74	06/10→					
1.4	88	06/10→					
1.4	103	06/10→					
1.4 LPG	88	06/11→					
1.6 CDTi	81	07/14→					
1.6 CDTi	100	08/13→					
1.7 CDTi	81	06/10→					
1.7 CDTi	96	06/10→					
1.7 CDTi	74	06/10→					
1.6 CDTi	70	01/14→		03/14→	2	11.8116-0292.1	390521 ATE
<b>Führungshülzensatz, Bremssattel</b>							
1.3 CDTi	70	06/10→	←			11.0101-5407.2	260011 ATE
1.3 CDTi	55	06/10→					
1.4	74	06/10→					
1.4	88	06/10→					
1.4	103	06/10→					
1.4 LPG	88	06/11→					
1.6 CDTi	81	07/14→					
1.6 CDTi	100	08/13→					
1.7 CDTi	81	06/10→					
1.7 CDTi	96	06/10→					
1.7 CDTi	74	06/10→					
1.6 CDTi	70	01/14→	←	03/14→		11.0101-5407.2	260011 ATE
<b>Führungsbolzen, Bremssattel</b>							
1.3 CDTi	70	06/10→				11.8171-0008.1	990049 ATE
1.3 CDTi	55	06/10→					
1.4	74	06/10→					
1.4	88	06/10→					
1.4	103	06/10→					
1.4 LPG	88	06/11→					
1.6 CDTi	81	07/14→					
1.6 CDTi	100	08/13→					
1.7 CDTi	81	06/10→					
1.7 CDTi	96	06/10→					
1.7 CDTi	74	06/10→					
1.6 CDTi	70	01/14→		03/14→		11.8171-0008.1	990049 ATE
<b>Dichtungssatz, Bremssattel</b>							
1.3 CDTi	70	06/10→	←			11.0441-5704.2	250034 ATE
1.3 CDTi	55	06/10→					
1.4	74	06/10→					
1.4	88	06/10→					
1.4	103	06/10→					
1.4 LPG	88	06/11→					
1.6 CDTi	81	07/14→					
1.6 CDTi	100	08/13→					
1.7 CDTi	81	06/10→					
1.7 CDTi	96	06/10→					
1.7 CDTi	74	06/10→					
1.6 CDTi	70	01/14→	←	03/14→		11.0441-5704.2	250034 ATE
<b>Bremsschlauch</b>							
1.3 CDTi	70	06/10→	←		2	24.5241-0429.3	331381 L= 429
1.3 CDTi	55	06/10→					
1.4	74	06/10→	→	☐		24.5157-0218.3	331095 L= 219 L2= 185 mit Rohrleitung
1.4	88	06/10→	→	☐		24.5157-0219.3	331096 L= 219 L2= 185 mit Rohrleitung
1.4	103	06/10→					
1.4 LPG	88	06/11→					
1.6 CDTi	81	07/14→					
1.6 CDTi	100	08/13→					
1.7 CDTi	81	06/10→					
1.7 CDTi	96	06/10→					
1.7 CDTi	74	06/10→					
1.6 CDTi	70	01/14→	←	03/14→	2	24.5241-0429.3	331381 L= 429
			→	☐; 03/14→		24.5157-0218.3	331095 L= 219 L2= 185 mit Rohrleitung
↓							

	kw			 	! #		
<b>VAUXHALL - MERIVA Mk II (B) (S10) 06/10→</b>							
 <b>Bremsschlauch</b>							
1.6 CDTi	70	01/14→	➔	☐; 03/14→		24.5157-0219.3 331096	L= 219 L2= 185 mit Rohrleitung
<b>VAUXHALL - MOKKA / MOKKA X (J13) 06/12→</b>							
 <b>Bremssattel</b>							
1.4	103	04/13→	←	☐		11.9601-2601.2 220913	ATE Ø 60 - Halter
1.4 4x4	103	06/12→	←	☐		11.9601-2602.2 220914	ATE Ø 60 - Halter
1.4 4x4	112	06/16→	←	☐			
1.6	85	06/12→	➔	☐		11.9382-7003.2 220891	ATE Ø 38 - Halter
1.6 CDTi	100	01/15→	➔	☐			
1.6 CDTi	81	06/15→	➔	☐		11.9382-7004.2 220892	ATE Ø 38 - Halter
1.6 CDTi 4x4	100	01/15→					
1.7 CDTi	96	06/12→					
1.7 CDTi 4x4	96	06/12→					
<b>Halter, Bremssattel</b>							
1.4	103	04/13→	➔			11.8170-1105.1 260112	ATE
1.4 4x4	103	06/12→					
1.4 4x4	112	06/16→					
1.6	85	06/12→					
1.6 CDTi	100	01/15→					
1.6 CDTi	81	06/15→					
1.6 CDTi 4x4	100	01/15→					
1.7 CDTi	96	06/12→					
1.7 CDTi 4x4	96	06/12→					
<b>Zubehörsatz, Bremssattel</b>							
1.4	103	04/13→				11.0103-0001.2 250156	ATE
1.4 4x4	103	06/12→					
1.4 4x4	112	06/16→		08.2012→		11.0103-0002.2 250157	ATE
1.6	85	06/12→					
1.6 CDTi	100	01/15→					
1.6 CDTi	81	06/15→					
1.6 CDTi 4x4	100	01/15→					
1.7 CDTi	96	06/12→					
1.7 CDTi 4x4	96	06/12→					
<b>VAUXHALL - MONTEREY (M92) 09/91→07/98</b>							
 <b>Bremssattel</b>							
3.1 TD	84	09/91→07/98	←	☐		24.3601-1717.5 240391	AKE Ø 60 - Halter
3.2	130	06/92→07/98	←	☐		24.3601-1718.5 240392	AKE Ø 60 - Halter
			➔	☐		24.3411-1701.5 240361	AKE Ø 41 - Halter
			➔	☐		24.3411-1702.5 240362	AKE Ø 41 - Halter
<b>VAUXHALL - MONTEREY Mk II (M98) 07/98→08/99</b>							
 <b>Bremssattel</b>							
3.0 DTi	117	07/98→08/99	←	☐		24.3601-1717.5 240391	AKE Ø 60 - Halter
3.5 V6 24V	158	07/98→08/99	←	☐		24.3601-1718.5 240392	AKE Ø 60 - Halter
			➔	☐		24.3411-1701.5 240361	AKE Ø 41 - Halter
			➔	☐		24.3411-1702.5 240362	AKE Ø 41 - Halter
<b>VAUXHALL - MOVANO Mk I (A) Chassis/Cab (X70) 10/98→12/10</b>							
 <b>Bremssattel</b>							
2.2 DTi (UD0)	66	09/00→05/10	➔	☐; → 01/10		24.3424-1701.5 240561	BOS Ø 42 - Halter
2.5 CDTi (UD0, ED)	74	10/06→12/10					
3.0 DTi (ED)	100	10/03→05/10	➔	☐; → 01/10		24.3424-1702.5 240562	BOS Ø 42 - Halter
2.5 CDTi (ED, UD0)	88	08/06→05/10	➔	☐; 09/06→ 01/10		24.3424-1701.5 240561	BOS Ø 42 - Halter
2.5 CDTi (ED, UD0)	107	08/06→05/10	➔	☐; 09/06→ 01/10		24.3424-1702.5 240562	BOS Ø 42 - Halter
2.5 D (UD0)	59	10/98→08/02	➔	☐; → 09/00		24.3424-1701.5 240561	BOS Ø 42 - Halter
			➔	☐; → 09/00		24.3424-1702.5 240562	BOS Ø 42 - Halter
2.5 DTi (ED, UD0)	84	01/01→12/06	➔	☐		24.3424-1701.5 240561	BOS Ø 42 - Halter
2.8 DTi (UD0, ED, HD)	84	10/98→10/01	➔	☐		24.3424-1702.5 240562	BOS Ø 42 - Halter
 <b>Bremsschlauch</b>							
2.2 DTi (UD0)	66	09/00→05/10		☐; → 08/03; für Fahrzeuge mit Scheibenbremse an der Hinterachse	2	24.5134-0457.3 330752	L= 457
↓							

	kw			 	! #		
<b>VAUXHALL - MOVANO Mk I (A) Chassis/Cab (X70) 10/98→12/10</b>							
 <b>Bremsschlauch</b>							
2.2 DTI (UD0)	66	09/00→05/10	 ; → 08/03; für Fahrzeuge mit Scheibenbremse an der Hinterachse	2	24.5134-0468.3	330704	L= 468
			 ; → 08/03; für Fahrzeuge mit Trommelbremse an der Hinterachse	2	24.5134-0518.3	330705	L= 518
			 ; → 08/03; für Fahrzeuge mit Trommelbremse an der Hinterachse	2	24.5134-0562.3	330706	L= 568
			 09/03→ 08/06	2	24.5111-0510.3	330819	L= 510
			 am Bremssattel; → 08/03	2	24.5111-0326.3	330766	L= 326
			  ; 09/03→ 01/10		24.5251-0465.3	330822	L= 465
			  ; 09/03→ 01/10		24.5258-0450.3	330824	L= 450
2.5 CDTI (ED, UD0)	88	08/06→05/10	  ; 09/06→ 01/10		24.5251-0465.3	330822	L= 465
2.5 CDTI (ED, UD0)	107	08/06→05/10	  ; 09/06→ 01/10		24.5258-0450.3	330824	L= 450
2.5 CDTI (UD0, ED)	74	10/06→12/10	  ; → 01/10		24.5251-0465.3	330822	L= 465
			  ; → 01/10		24.5258-0450.3	330824	L= 450
2.5 D (UD0)	59	10/98→08/02	 ; → 09/00; für Fahrzeuge mit Scheibenbremse an der Hinterachse	2	24.5134-0457.3	330752	L= 457
			 ; → 09/00; für Fahrzeuge mit Scheibenbremse an der Hinterachse	2	24.5134-0468.3	330704	L= 468
			 ; → 09/00; für Fahrzeuge mit Trommelbremse an der Hinterachse	2	24.5134-0518.3	330705	L= 518
			 ; → 09/00; für Fahrzeuge mit Trommelbremse an der Hinterachse	2	24.5134-0562.3	330706	L= 568
			 am Bremssattel; → 09/00	2	24.5111-0326.3	330766	L= 326
2.5 DTI (ED, UD0)	84	01/01→12/06	 ; → 08/03; für Fahrzeuge mit Scheibenbremse an der Hinterachse	2	24.5134-0457.3	330752	L= 457
			 ; → 08/03; für Fahrzeuge mit Scheibenbremse an der Hinterachse	2	24.5134-0468.3	330704	L= 468
			 ; → 08/03; für Fahrzeuge mit Trommelbremse an der Hinterachse	2	24.5134-0518.3	330705	L= 518
			 ; → 08/03; für Fahrzeuge mit Trommelbremse an der Hinterachse	2	24.5134-0562.3	330706	L= 568
			 09/03→ 08/06	2	24.5111-0510.3	330819	L= 510
			 am Bremssattel; → 08/03	2	24.5111-0326.3	330766	L= 326
			  ; 09/03→		24.5251-0465.3	330822	L= 465
  ; 09/03→		24.5258-0450.3	330824	L= 450			
2.8 DTI (UD0, ED, HD)	84	10/98→10/01	 ; für Fahrzeuge mit Scheibenbremse an der Hinterachse	2	24.5134-0457.3	330752	L= 457
			 ; für Fahrzeuge mit Scheibenbremse an der Hinterachse	2	24.5134-0468.3	330704	L= 468
			 ; für Fahrzeuge mit Trommelbremse an der Hinterachse	2	24.5134-0518.3	330705	L= 518
			 ; für Fahrzeuge mit Trommelbremse an der Hinterachse	2	24.5134-0562.3	330706	L= 568
			 am Bremssattel	2	24.5111-0326.3	330766	L= 326
3.0 DTi (ED)	100	10/03→05/10	 → 08/06	2	24.5111-0510.3	330819	L= 510
			  ; → 01/10		24.5251-0465.3	330822	L= 465
			  ; → 01/10		24.5258-0450.3	330824	L= 450
<b>VAUXHALL - MOVANO Mk I (A) Combi (X70) 10/98→05/10</b>							
 <b>Bremssattel</b>							
1.9 DTI (JD)	59	09/00→10/01	 		24.3424-1701.5	240561	BOS Ø 42 - Halter
2.5 D (JD)	59	10/98→09/00	 		24.3424-1702.5	240562	BOS Ø 42 - Halter
2.5 DTI (JD)	84	10/01→08/09	 				
↓							




	kw			 	! #		
<b>VAUXHALL - MOVANO Mk I (A) Combi (X70) 10/98→05/10</b>							
<b> Bremssattel</b>							
2.8 DTi (JD)	84	10/98→10/01	➔	☐		24.3424-1701.5 240561	BOS Ø 42 - Halter
			➔	☐		24.3424-1702.5 240562	BOS Ø 42 - Halter
1.9 DTi (JD)	60	10/01→05/10	➔	☐; → 01/10		24.3424-1701.5 240561	BOS Ø 42 - Halter
2.2 DTi (JD)	66	09/00→05/10	➔	☐; → 01/10		24.3424-1702.5 240562	BOS Ø 42 - Halter
3.0 DTi (JD)	100	10/03→05/10	➔	☐; → 01/10		24.3424-1702.5 240562	BOS Ø 42 - Halter
2.5 CDTi (JD)	74	10/01→08/09	➔	☐; 09/06→		24.3424-1701.5 240561	BOS Ø 42 - Halter
2.5 CDTi (JD)	88	02/03→08/09	➔	☐; 09/06→		24.3424-1702.5 240562	BOS Ø 42 - Halter
2.5 CDTi (JD)	107	08/06→05/10	➔	☐; 09/06→ 01/10		24.3424-1701.5 240561	BOS Ø 42 - Halter
			➔	☐; 09/06→ 01/10		24.3424-1702.5 240562	BOS Ø 42 - Halter
<b> Bremsschlauch</b>							
1.9 DTi (JD)	59	09/00→10/01		☐; für Fahrzeuge mit Scheibenbremse an der Hinterachse	2	24.5134-0457.3 330752	L= 457
2.5 D (JD)	59	10/98→09/00		☐; für Fahrzeuge mit Scheibenbremse an der Hinterachse	2	24.5134-0468.3 330704	L= 468
2.8 DTi (JD)	84	10/98→10/01		☐; für Fahrzeuge mit Trommelbremse an der Hinterachse	2	24.5134-0518.3 330705	L= 518
				☐; für Fahrzeuge mit Trommelbremse an der Hinterachse	2	24.5134-0562.3 330706	L= 568
			➔	am Bremssattel	2	24.5111-0326.3 330766	L= 326
1.9 DTi (JD)	60	10/01→05/10		☐; → 08/03; für Fahrzeuge mit Scheibenbremse an der Hinterachse	2	24.5134-0457.3 330752	L= 457
2.2 DTi (JD)	66	09/00→05/10		☐; → 08/03; für Fahrzeuge mit Scheibenbremse an der Hinterachse	2	24.5134-0468.3 330704	L= 468
				☐; → 08/03; für Fahrzeuge mit Trommelbremse an der Hinterachse	2	24.5134-0518.3 330705	L= 518
				☐; → 08/03; für Fahrzeuge mit Trommelbremse an der Hinterachse	2	24.5134-0562.3 330706	L= 568
			←	09/03→ 08/06	2	24.5111-0510.3 330819	L= 510
			➔	am Bremssattel; → 08/03	2	24.5111-0326.3 330766	L= 326
			➔	☐; 09/03→ 01/10		24.5251-0465.3 330822	L= 465
			➔	☐; 09/03→ 01/10		24.5258-0450.3 330824	L= 450
2.5 CDTi (JD)	74	10/01→08/09	➔	☐; 09/06→		24.5251-0465.3 330822	L= 465
2.5 CDTi (JD)	88	02/03→08/09	➔	☐; 09/06→		24.5258-0450.3 330824	L= 450
2.5 CDTi (JD)	107	08/06→05/10	➔	☐; 09/06→ 01/10		24.5251-0465.3 330822	L= 465
			➔	☐; 09/06→ 01/10		24.5258-0450.3 330824	L= 450
2.5 DTi (JD)	84	10/01→08/09		☐; → 08/03; für Fahrzeuge mit Scheibenbremse an der Hinterachse	2	24.5134-0457.3 330752	L= 457
				☐; → 08/03; für Fahrzeuge mit Scheibenbremse an der Hinterachse	2	24.5134-0468.3 330704	L= 468
				☐; → 08/03; für Fahrzeuge mit Trommelbremse an der Hinterachse	2	24.5134-0518.3 330705	L= 518
				☐; → 08/03; für Fahrzeuge mit Trommelbremse an der Hinterachse	2	24.5134-0562.3 330706	L= 568
			←	09/03→ 08/06	2	24.5111-0510.3 330819	L= 510
			➔	am Bremssattel; → 08/03	2	24.5111-0326.3 330766	L= 326
			➔	☐; 09/03→		24.5251-0465.3 330822	L= 465
			➔	☐; 09/03→		24.5258-0450.3 330824	L= 450
3.0 DTi (JD)	100	10/03→05/10	←	→ 08/06	2	24.5111-0510.3 330819	L= 510
			➔	☐; → 01/10		24.5251-0465.3 330822	L= 465
			➔	☐; → 01/10		24.5258-0450.3 330824	L= 450

**VAUXHALL - MOVANO Mk I (A) Van (X70) 10/98→12/10**


 **Bremssattel**

1.9 DTI (FD)	59	09/00→10/01	➔	☐		24.3424-1701.5	240561	BOS Ø 42 - Halter
2.5 D (FD)	59	10/98→09/00	➔	☐		24.3424-1702.5	240562	BOS Ø 42 - Halter
2.8 TDI (FD)	84	10/98→10/01	➔	☐				
1.9 DTI (FD)	60	10/01→05/10	➔	☐; → 01/10		24.3424-1701.5	240561	BOS Ø 42 - Halter
2.2 DTI (FD)	66	09/00→05/10	➔	☐; → 01/10		24.3424-1702.5	240562	BOS Ø 42 - Halter
2.5 CDTI (FD)	74	10/06→12/10	➔	☐; → 01/10				
2.5 DTI (FD)	84	10/01→05/10	➔	☐; → 01/10				
3.0 DTi (FD)	100	10/03→05/10	➔	☐; → 01/10				
2.5 CDTI (FD)	88	08/06→05/10	➔	☐; 09/06→ 01/10		24.3424-1701.5	240561	BOS Ø 42 - Halter
2.5 CDTI (FD)	107	08/06→05/10	➔	☐; 09/06→ 01/10		24.3424-1702.5	240562	BOS Ø 42 - Halter











 **Bremsschlauch**










1.9 DTI (FD)	59	09/00→10/01		☐;		2	24.5134-0457.3	330752	L= 457
2.5 D (FD)	59	10/98→09/00		☐;	für Fahrzeuge mit Scheibenbremse an der Hinterachse				
2.8 TDI (FD)	84	10/98→10/01		☐;	für Fahrzeuge mit Scheibenbremse an der Hinterachse	2	24.5134-0468.3	330704	L= 468
				☐;	für Fahrzeuge mit Trommelbremse an der Hinterachse	2	24.5134-0518.3	330705	L= 518
				☐;	für Fahrzeuge mit Trommelbremse an der Hinterachse	2	24.5134-0562.3	330706	L= 568
			➔		am Bremssattel	2	24.5111-0326.3	330766	L= 326
1.9 DTI (FD)	60	10/01→05/10		☐; → 08/03;	für Fahrzeuge mit Scheibenbremse an der Hinterachse	2	24.5134-0457.3	330752	L= 457
2.2 DTI (FD)	66	09/00→05/10		☐; → 08/03;	für Fahrzeuge mit Scheibenbremse an der Hinterachse	2	24.5134-0468.3	330704	L= 468
2.5 DTI (FD)	84	10/01→05/10		☐; → 08/03;	für Fahrzeuge mit Trommelbremse an der Hinterachse	2	24.5134-0518.3	330705	L= 518
				☐; → 08/03;	für Fahrzeuge mit Trommelbremse an der Hinterachse	2	24.5134-0562.3	330706	L= 568
			←		09/03→ 08/06	2	24.5111-0510.3	330819	L= 510
			➔		am Bremssattel; → 08/03	2	24.5111-0326.3	330766	L= 326
			➔	☐; 09/03→ 01/10			24.5251-0465.3	330822	L= 465
			➔	☐; 09/03→ 01/10			24.5258-0450.3	330824	L= 450
2.5 CDTI (FD)	74	10/06→12/10	➔	☐; → 01/10			24.5251-0465.3	330822	L= 465
			➔	☐; → 01/10			24.5258-0450.3	330824	L= 450
2.5 CDTI (FD)	88	08/06→05/10	➔	☐; 09/06→ 01/10			24.5251-0465.3	330822	L= 465
2.5 CDTI (FD)	107	08/06→05/10	➔	☐; 09/06→ 01/10			24.5258-0450.3	330824	L= 450
3.0 DTi (FD)	100	10/03→05/10	←		→ 08/06	2	24.5111-0510.3	330819	L= 510
			➔	☐; → 01/10			24.5251-0465.3	330822	L= 465
			➔	☐; → 01/10			24.5258-0450.3	330824	L= 450








**VAUXHALL - MOVANO Mk II (B) Chassis/Cab (X62) 05/10→**

 **Bremsschlauch**

2.3 CDTI FWD (UV, EV)	81	05/14→	←			2	24.5103-0375.3	331556	L= 375
2.3 CDTI FWD (UV, HV, EV)	92	05/10→	➔			2	24.5111-0595.3	331495	L= 595
2.3 CDTI FWD (UV, HV, EV)	107	05/10→							
2.3 CDTI FWD (UV, HV)	74	05/10→							
2.3 CDTI FWD (UV, HV)	100	05/14→							
2.3 CDTI FWD (UV, HV)	125	11/16→							
2.3 CDTI RWD (UV, HV)	120	05/14→							
2.3 CDTI FWD (UV, HV, EV)	96	10/16→	←		11/16→	2	24.5103-0375.3	331556	L= 375
			➔		11/16→	2	24.5111-0595.3	331495	L= 595
2.3 CDTI RWD (UV, HV, EV)	92	07/10→	←			2	24.5103-0375.3	331556	L= 375
2.3 CDTI RWD (UV, HV, EV)	107	07/10→							
2.3 CDTI RWD (UV, HV)	74	07/10→							
2.3 CDTI RWD (UV, HV)	100	05/14→							
2.3 CDTI RWD (UV, HV)	96	10/16→	←		11/16→	2	24.5103-0375.3	331556	L= 375

	kw			 	! #		
<b>VAUXHALL - MOVANO Mk II (B) Combi (X62) 05/10→</b>							
 <b>Bremsschlauch</b>							
2.3 CDTI FWD (JV)	74	05/10→	←		2	24.5103-0375.3 331556	L= 375
2.3 CDTI FWD (JV)	81	05/14→					
2.3 CDTI FWD (JV)	92	05/10→	→		2	24.5111-0595.3 331495	L= 595
2.3 CDTI FWD (JV)	100	05/14→					
2.3 CDTI FWD (JV)	107	05/10→					
2.3 CDTI FWD (JV)	120	05/14→					
2.3 CDTI FWD (JV)	125	07/15→					
<b>VAUXHALL - MOVANO Mk II (B) VAN (X62) 05/10→</b>							
 <b>Bremsschlauch</b>							
2.3 CDTI FWD (FV)	74	05/10→	←		2	24.5103-0375.3 331556	L= 375
2.3 CDTI FWD (FV)	92	05/10→					
2.3 CDTI FWD (FV)	100	05/14→	→		2	24.5111-0595.3 331495	L= 595
2.3 CDTI FWD (FV)	107	05/10→					
2.3 CDTI FWD (FV)	120	05/14→					
2.3 CDTI FWD (FV)	125	11/16→					
2.3 CDTI FWD (FV)	81	02/12→	←	05/14→	2	24.5103-0375.3 331556	L= 375
			→	05/14→	2	24.5111-0595.3 331495	L= 595
2.3 CDTI FWD (FV)	96	10/16→	←	11/16→	2	24.5103-0375.3 331556	L= 375
			→	11/16→	2	24.5111-0595.3 331495	L= 595
2.3 CDTI RWD (FV)	74	05/10→	←		2	24.5103-0375.3 331556	L= 375
2.3 CDTI RWD (FV)	92	05/10→					
2.3 CDTI RWD (FV)	100	05/14→					
2.3 CDTI RWD (FV)	107	05/10→					
2.3 CDTI RWD (FV)	120	05/14→					
2.3 CDTI RWD (FV)	96	10/16→	←	11/16→	2	24.5103-0375.3 331556	L= 375
<b>VAUXHALL - OMEGA (B) Kombi (V94) 12/93→06/03</b>							
 <b>Bremssattel</b>							
2.0	85	03/94→09/99	←	☐; W1000001→		24.3571-1705.5 240069	TRW Ø 57 - Halter
			←	☐; W1000001→		24.3571-1706.5 240070	TRW Ø 57 - Halter
			→	☐; V		13.2421-0043.2 210193	ATE Ø 42
			→	☐; V		13.2421-0044.2 210194	ATE Ø 42
			→	☐		24.9240-0039.5 230055	ATE Ø 40
			→	☐		24.9240-0040.5 230056	ATE Ø 40
2.0 16V	100	03/94→07/01	←	☐; W1000001→; → 09/99		24.3571-1705.5 240069	TRW Ø 57 - Halter
			←	☐; W1000001→; → 09/99		24.3571-1706.5 240070	TRW Ø 57 - Halter
			→	☐; → 09/99; V		13.2421-0043.2 210193	ATE Ø 42
			→	☐; → 09/99; V		13.2421-0044.2 210194	ATE Ø 42
			→	☐; → 09/99		24.9240-0039.5 230055	ATE Ø 40
			→	☐; → 09/99		24.9240-0040.5 230056	ATE Ø 40
2.0 DTI 16V	74	01/98→09/00	←	☐; → 08/00		24.3571-1705.5 240069	TRW Ø 57 - Halter
			←	☐; → 08/00		24.3571-1706.5 240070	TRW Ø 57 - Halter
			→	☐; → 08/00; V		13.2421-0043.2 210193	ATE Ø 42
			→	☐; → 08/00; V		13.2421-0044.2 210194	ATE Ø 42
			→	☐; → 08/00		24.9240-0039.5 230055	ATE Ø 40
			→	☐; → 08/00		24.9240-0040.5 230056	ATE Ø 40
2.2 16V	106	02/94→06/03	←	☐; 10/99→		24.3571-1705.5 240069	TRW Ø 57 - Halter
			←	☐; 10/99→		24.3571-1706.5 240070	TRW Ø 57 - Halter
			→	☐; 10/99→; V		13.2421-0043.2 210193	ATE Ø 42
			→	☐; 10/99→; V		13.2421-0044.2 210194	ATE Ø 42
			→	☐; 10/99→		24.9240-0039.5 230055	ATE Ø 40
			→	☐; 10/99→		24.9240-0040.5 230056	ATE Ø 40
2.2 DTI 16V	88	08/00→06/03	←	☐; 09/00→		24.3571-1705.5 240069	TRW Ø 57 - Halter
2.6 V6	132	08/00→06/03	←	☐; 09/00→		24.3571-1706.5 240070	TRW Ø 57 - Halter
			→	☐; 09/00→; V		13.2421-0043.2 210193	ATE Ø 42
			→	☐; 09/00→; V		13.2421-0044.2 210194	ATE Ø 42
			→	☐; 09/00→		24.9240-0039.5 230055	ATE Ø 40
			→	☐; 09/00→		24.9240-0040.5 230056	ATE Ø 40
2.5 DTI 24V	110	09/01→06/03	←	☐		24.3571-1705.5 240069	TRW Ø 57 - Halter
↓							

	kw					! #		
<b>VAUXHALL - OMEGA (B) Kombi (V94) 12/93→06/03</b>								
<b> Bremssattel</b>								
2.5 TD	96	04/94→07/01	←	☐		24.3571-1706.5	240070	TRW Ø 57 - Halter
2.5 V6	125	03/94→09/00	→	☐; V		13.2421-0043.2	210193	ATE Ø 42
3.0 V6	155	07/94→07/00	→	☐; V		13.2421-0044.2	210194	ATE Ø 42
3.2 V6	160	02/01→06/03	→	☐		24.9240-0039.5	230055	ATE Ø 40
			→	☐		24.9240-0040.5	230056	ATE Ø 40
<b>Feder, Bremssattel</b>								
2.0	85	03/94→09/99	←	→ V1999999; nicht für Sonderfahrzeuge / nicht für Polizei- fahrzeuge	2	11.8116-0292.1	390521	ATE
2.0 16V	100	03/94→07/01						
<b>Führungshülzensatz, Bremssattel</b>								
2.0	85	03/94→09/99	←	→ V1999999; nicht für Sonderfahrzeuge / nicht für Polizei- fahrzeuge		11.0101-5407.2	260011	ATE
2.0 16V	100	03/94→07/01						
<b>Führungsbolzen, Bremssattel</b>								
2.0	85	03/94→09/99	←	→ V1999999; nicht für Sonderfahrzeuge / nicht für Polizei- fahrzeuge		11.8171-0008.1	990049	ATE
2.0 16V	100	03/94→07/01						
<b>Dichtungssatz, Bremssattel</b>								
2.0	85	03/94→09/99	→			13.0441-4022.2	250149	ATE
2.5 DTI 24V	110	09/01→06/03	→	V		13.0441-4216.2	250093	ATE
2.5 TD	96	04/94→07/01	→					
2.5 V6	125	03/94→09/00						
3.0 V6	155	07/94→07/00						
3.2 V6	160	02/01→06/03						
2.0 16V	100	03/94→07/01	→	→ 09/99		13.0441-4022.2	250149	ATE
			→	→ 09/99; V		13.0441-4216.2	250093	ATE
2.0 DTI 16V	74	01/98→09/00	→	→ 08/00		13.0441-4022.2	250149	ATE
			→	→ 08/00; V		13.0441-4216.2	250093	ATE
2.2 16V	106	02/94→06/03	→	10/99→		13.0441-4022.2	250149	ATE
			→	10/99→; V		13.0441-4216.2	250093	ATE
2.2 DTI 16V	88	08/00→06/03	→	09/00→		13.0441-4022.2	250149	ATE
2.6 V6	132	08/00→06/03	→	09/00→; V		13.0441-4216.2	250093	ATE
<b>Zubehörsatz, Bremssattel</b>								
2.0	85	03/94→09/99	←	W1000001→		24.0101-3401.2	260043	TRW
2.0 16V	100	03/94→07/01	←	W1000001→; → 09/99		24.0101-3401.2	260043	TRW
2.0 DTI 16V	74	01/98→09/00	←	→ 08/00		24.0101-3401.2	260043	TRW
2.2 16V	106	02/94→06/03	←	10/99→		24.0101-3401.2	260043	TRW
2.2 DTI 16V	88	08/00→06/03	←	09/00→		24.0101-3401.2	260043	TRW
2.6 V6	132	08/00→06/03						
2.5 DTI 24V	110	09/01→06/03	←			24.0101-3401.2	260043	TRW
2.5 TD	96	04/94→07/01						
2.5 V6	125	03/94→09/00						
3.0 V6	155	07/94→07/00						
3.2 V6	160	02/01→06/03						
<b> Bremsschlauch</b>								
2.0	85	03/94→09/99	←		2	83.7216-0404.3	330374	L= 400
2.5 DTI 24V	110	09/01→06/03	→		2	24.5233-0200.3	330425	L= 198
2.5 TD	96	04/94→07/01						
2.5 V6	125	03/94→09/00						
3.0 V6	155	07/94→07/00						
3.2 V6	160	02/01→06/03						
2.0 16V	100	03/94→07/01	←	→ 09/99	2	83.7216-0404.3	330374	L= 400
			→	→ 09/99	2	24.5233-0200.3	330425	L= 198
2.0 DTI 16V	74	01/98→09/00	←	→ 08/00	2	83.7216-0404.3	330374	L= 400
			→	→ 08/00	2	24.5233-0200.3	330425	L= 198
2.2 16V	106	02/94→06/03	←	10/99→	2	83.7216-0404.3	330374	L= 400
			→	10/99→	2	24.5233-0200.3	330425	L= 198
2.2 DTI 16V	88	08/00→06/03	←	09/00→	2	83.7216-0404.3	330374	L= 400
2.6 V6	132	08/00→06/03	→	09/00→	2	24.5233-0200.3	330425	L= 198

	kW			 	! #		
<b>VAUXHALL - OMEGA (B) Stufenheck (V94) 12/93→07/03</b>							
<b>Bremssattel</b>							
2.0 2.0	85 85	03/94→09/99 09/95→09/96	←	☐; W1000001→		24.3571-1705.5 240069	TRW Ø 57 - Halter
			←	☐; W1000001→		24.3571-1706.5 240070	TRW Ø 57 - Halter
			→	☐; V		13.2421-0043.2 210193	ATE Ø 42
			→	☐; V		13.2421-0044.2 210194	ATE Ø 42
			→	☐		24.9240-0039.5 230055	ATE Ø 40
			→	☐		24.9240-0040.5 230056	ATE Ø 40
2.0 16V	100	03/94→07/01	←	☐; W1000001→; → 09/99		24.3571-1705.5 240069	TRW Ø 57 - Halter
			←	☐; W1000001→; → 09/99		24.3571-1706.5 240070	TRW Ø 57 - Halter
			→	☐; → 09/99; V		13.2421-0043.2 210193	ATE Ø 42
			→	☐; → 09/99; V		13.2421-0044.2 210194	ATE Ø 42
			→	☐; → 09/99		24.9240-0039.5 230055	ATE Ø 40
			→	☐; → 09/99		24.9240-0040.5 230056	ATE Ø 40
2.0 DTI 16V	74	01/98→09/00	←	☐; → 08/00		24.3571-1705.5 240069	TRW Ø 57 - Halter
			←	☐; → 08/00		24.3571-1706.5 240070	TRW Ø 57 - Halter
			→	☐; → 08/00; V		13.2421-0043.2 210193	ATE Ø 42
			→	☐; → 08/00; V		13.2421-0044.2 210194	ATE Ø 42
			→	☐; → 08/00		24.9240-0039.5 230055	ATE Ø 40
			→	☐; → 08/00		24.9240-0040.5 230056	ATE Ø 40
2.2 16V	106	01/94→06/03	←	☐; 10/99→		24.3571-1705.5 240069	TRW Ø 57 - Halter
			←	☐; 10/99→		24.3571-1706.5 240070	TRW Ø 57 - Halter
			→	☐; 10/99→; V		13.2421-0043.2 210193	ATE Ø 42
			→	☐; 10/99→; V		13.2421-0044.2 210194	ATE Ø 42
			→	☐; 10/99→		24.9240-0039.5 230055	ATE Ø 40
			→	☐; 10/99→		24.9240-0040.5 230056	ATE Ø 40
2.2 DTI 16V 2.6 V6	88 132	08/00→07/03 08/00→07/03	←	☐; 09/00→		24.3571-1705.5 240069	TRW Ø 57 - Halter
			←	☐; 09/00→		24.3571-1706.5 240070	TRW Ø 57 - Halter
			→	☐; 09/00→; V		13.2421-0043.2 210193	ATE Ø 42
			→	☐; 09/00→; V		13.2421-0044.2 210194	ATE Ø 42
			→	☐; 09/00→		24.9240-0039.5 230055	ATE Ø 40
			→	☐; 09/00→		24.9240-0040.5 230056	ATE Ø 40
2.5 DTI 24V 2.5 TD 2.5 V6 3.0 V6 3.2 V6	110 96 125 155 160	09/01→07/03 04/94→07/01 03/94→09/00 04/94→07/00 02/01→07/03	←	☐		24.3571-1705.5 240069	TRW Ø 57 - Halter
			←	☐		24.3571-1706.5 240070	TRW Ø 57 - Halter
			→	☐; V		13.2421-0043.2 210193	ATE Ø 42
			→	☐; V		13.2421-0044.2 210194	ATE Ø 42
			→	☐		24.9240-0039.5 230055	ATE Ø 40
			→	☐		24.9240-0040.5 230056	ATE Ø 40
<b>Feder, Bremssattel</b>							
2.0 2.0 2.0 16V	85 85 100	03/94→09/99 09/95→09/96 03/94→07/01	←	→ V1999999; nicht für Sonderfahrzeuge / nicht für Polizei- fahrzeuge	2	11.8116-0292.1 390521	ATE
<b>Führungshülzensatz, Bremssattel</b>							
2.0 2.0 2.0 16V	85 85 100	03/94→09/99 09/95→09/96 03/94→07/01	←	→ V1999999; nicht für Sonderfahrzeuge / nicht für Polizei- fahrzeuge		11.0101-5407.2 260011	ATE
<b>Führungsbolzen, Bremssattel</b>							
2.0 2.0 2.0 16V	85 85 100	03/94→09/99 09/95→09/96 03/94→07/01	←	→ V1999999; nicht für Sonderfahrzeuge / nicht für Polizei- fahrzeuge		11.8171-0008.1 990049	ATE
<b>Dichtungssatz, Bremssattel</b>							
2.0 2.0 2.5 DTI 24V 2.5 TD 2.5 V6 3.0 V6 3.2 V6	85 85 110 96 125 155 160	03/94→09/99 09/95→09/96 09/01→07/03 04/94→07/01 03/94→09/00 04/94→07/00 02/01→07/03	→	V		13.0441-4022.2 250149	ATE
			→	V		13.0441-4216.2 250093	ATE
↓							

**VAUXHALL - OMEGA (B) Stufenheck (V94) 12/93→07/03**

**Dichtungssatz, Bremssattel**

2.0 16V	100	03/94→07/01	➡	→ 09/99	13.0441-4022.2	250149	ATE
			➡	→ 09/99; V			
2.0 DTI 16V	74	01/98→09/00	➡	→ 08/00	13.0441-4022.2	250149	ATE
			➡	→ 08/00; V			
2.2 16V	106	01/94→06/03	➡	10/99→	13.0441-4022.2	250149	ATE
			➡	10/99→; V			
2.2 DTI 16V 2.6 V6	88 132	08/00→07/03 08/00→07/03	➡	09/00→	13.0441-4022.2	250149	ATE
			➡	09/00→; V			

**Zubehörsatz, Bremssattel**

2.0	85	03/94→09/99	←	W1000001→	24.0101-3401.2	260043	TRW
2.0	85	09/95→09/96					
2.0 16V	100	03/94→07/01	←	W1000001→; → 09/99	24.0101-3401.2	260043	TRW
2.0 DTI 16V	74	01/98→09/00	←	→ 08/00			
2.2 16V	106	01/94→06/03	←	10/99→	24.0101-3401.2	260043	TRW
2.2 DTI 16V 2.6 V6	88 132	08/00→07/03 08/00→07/03	←	09/00→			
2.5 DTI 24V 2.5 TD 2.5 V6 3.0 V6 3.2 V6	110 96 125 155 160	09/01→07/03 04/94→07/01 03/94→09/00 04/94→07/00 02/01→07/03	←		24.0101-3401.2	260043	TRW

**Bremsschlauch**








2.0	85	03/94→09/99	←		2	83.7216-0404.3	330374	L= 400
2.5 DTI 24V 2.5 TD 2.5 V6 3.0 V6 3.2 V6	110 96 125 155 160	09/01→07/03 04/94→07/01 03/94→09/00 04/94→07/00 02/01→07/03	➡		2	24.5233-0200.3	330425	L= 198
2.0 16V	100	03/94→07/01	←	→ 09/99	2	83.7216-0404.3	330374	L= 400
			➡	→ 09/99				
2.0 DTI 16V	74	01/98→09/00	←	→ 08/00	2	83.7216-0404.3	330374	L= 400
			➡	→ 08/00				
2.2 16V	106	01/94→06/03	←	10/99→	2	83.7216-0404.3	330374	L= 400
			➡	10/99→				
2.2 DTI 16V 2.6 V6	88 132	08/00→07/03 08/00→07/03	←	09/00→	2	83.7216-0404.3	330374	L= 400
			➡	09/00→				








**VAUXHALL - SIGNUM (Z03) 03/03→10/08**

**Bremssattel**








1.8 1.9 CDTI 1.9 CDTI 16V 2.2 DTI 2.2 i	90 88 110 92 114	06/03→07/05 04/04→03/08 04/04→03/08 05/03→05/08 05/03→05/08	←	☐; 51066207→; für Fahrzeuge mit Sportfahrwerk	11.9571-9779.2	220657	ATE Ø 57 - Halter
			←	☐; 51066207→; für Fahrzeuge mit Sportfahrwerk			
			←	☐; für Fahrzeuge ohne Sportfahrwerk; nur paarweise austauschen	11.9571-9781.2	220659	ATE Ø 57 - Halter
			➡	☐; → 41085480			
			➡	☐; → 41085480			
			➡	☐; → 41085480; V			
			➡	☐; → 41085480; V			
			➡	☐; 41085481→			
			➡	☐; 41085481→			
			➡	☐; 41085481→; V			
			➡	☐; 41085481→; V			
			➡	☐; 41085481→; V			
			➡	☐; 41085481→; V			
			1.8	103			
←	☐; 09/05→; für Polizeifahrzeuge						
←	☐; 09/05→; nicht für Polizeifahrzeuge; nur paarweise austauschen	11.9571-9781.2			220659	ATE Ø 57 - Halter	
➡	☐; 09/05→						
➡	☐; 09/05→						




















	kw			 	! #			
<b>VAUXHALL - SIGNUM (Z03) 03/03→10/08</b>								
<b>Bremssattel</b>								
1.9 Turbo 2.0 DTI	74	01/05→05/08	←	☐; für Fahrzeuge ohne Sportfahrwerk; nur paarweise austauschen		11.9571-9781.2	220659	ATE Ø 57 - Halter
	74	05/03→05/08	→	☐; → 41085480		11.9407-7001.2	220573	ATE Ø 40 - Halter
			→	☐; → 41085480		11.9407-7002.2	220574	ATE Ø 40 - Halter
			→	☐; → 41085480; V		11.9407-7003.2	220835	ATE Ø 40 - Halter
			→	☐; → 41085480; V		11.9407-7004.2	220836	ATE Ø 40 - Halter
			→	☐; 41085481→		11.9407-7005.2	220637	ATE Ø 40 - Halter
			→	☐; 41085481→		11.9407-7006.2	220638	ATE Ø 40 - Halter
			→	☐; 41085481→; V		11.9407-7007.2	220867	ATE Ø 40 - Halter
			→	☐; 41085481→; V		11.9407-7008.2	220868	ATE Ø 40 - Halter
2.0 i Turbo	129	03/03→10/08	←	☐; 51066207→; → 05/08		11.9571-9779.2	220657	ATE Ø 57 - Halter
			←	☐; 51066207→; → 05/08		11.9571-9780.2	220658	ATE Ø 57 - Halter
			→	☐; 05/03→; → 41085480; V		11.9407-7003.2	220835	ATE Ø 40 - Halter
			→	☐; 05/03→; → 41085480; V		11.9407-7004.2	220836	ATE Ø 40 - Halter
			→	☐; 41085481→; → 05/08; V		11.9407-7007.2	220867	ATE Ø 40 - Halter
			→	☐; 41085481→; → 05/08; V		11.9407-7008.2	220868	ATE Ø 40 - Halter
2.8 V6 Turbo	169	07/05→05/08	←	☐; 09/05→		11.9606-9971.2	220589	ATE Ø 60 - Halter
			←	☐; 09/05→		11.9606-9972.2	220590	ATE Ø 60 - Halter
			→	☐; 09/05→; V		11.9407-7007.2	220867	ATE Ø 40 - Halter
			→	☐; 09/05→; V		11.9407-7008.2	220868	ATE Ø 40 - Halter
2.8 V6 Turbo	184	05/07→10/08	←	☐; → 05/08		11.9606-9971.2	220589	ATE Ø 60 - Halter
			←	☐; → 05/08		11.9606-9972.2	220590	ATE Ø 60 - Halter
			→	☐; → 05/08; V		11.9407-7007.2	220867	ATE Ø 40 - Halter
			→	☐; → 05/08; V		11.9407-7008.2	220868	ATE Ø 40 - Halter
3.0 CDTi 3.2 V6	130 155	05/03→05/08 05/03→05/08	←	☐; 31068239→ 51999999		11.9606-9971.2	220589	ATE Ø 60 - Halter
			←	☐; 31068239→ 51999999		11.9606-9972.2	220590	ATE Ø 60 - Halter
			→	☐; → 41085480; V		11.9407-7003.2	220835	ATE Ø 40 - Halter
			→	☐; → 41085480; V		11.9407-7004.2	220836	ATE Ø 40 - Halter
			→	☐; 41085481→; V		11.9407-7007.2	220867	ATE Ø 40 - Halter
			→	☐; 41085481→; V		11.9407-7008.2	220868	ATE Ø 40 - Halter
3.0 V6 CDTi	135	07/05→06/08	←	☐; 09/05→ 05/08		11.9606-9971.2	220589	ATE Ø 60 - Halter
			←	☐; 09/05→ 05/08		11.9606-9972.2	220590	ATE Ø 60 - Halter
			→	☐; 09/05→ 05/08; V		11.9407-7007.2	220867	ATE Ø 40 - Halter
			→	☐; 09/05→ 05/08; V		11.9407-7008.2	220868	ATE Ø 40 - Halter
<b>Bremssattelachssatz</b>								
1.8 1.9 CDTi 1.9 CDTi 16V 2.2 DTI 2.2 i	90 88 110 92 114	06/03→07/05 04/04→03/08 04/04→03/08 05/03→05/08 05/03→05/08	←	→ 51066206; für Fahrzeuge mit Sportfahrwerk	2	11.0530-0004.2	220933	ATE Ø 57 - Halter
2.0 i Turbo	129	03/03→10/08	←	05/03→; → 51066206	2	11.0530-0004.2	220933	ATE Ø 57 - Halter
3.0 CDTi 3.2 V6	130 155	05/03→05/08 05/03→05/08	←	→ 31068238	2	11.0530-0004.2	220933	ATE Ø 57 - Halter
<b>Halter, Bremssattel</b>								
1.8 1.9 CDTi 1.9 CDTi 16V 1.9 Turbo 2.0 DTI 2.2 DTI 2.2 i	90 88 110 74 74 92 114	06/03→07/05 04/04→03/08 04/04→03/08 01/05→05/08 05/03→05/08 05/03→05/08 05/03→05/08	→	→ 41085480 41085481→		11.8170-0633.1	260117	ATE
1.8	103	08/05→05/08	→	09/05→		11.8170-0633.1	260117	ATE
<b>Feder, Bremssattel</b>								
1.8 1.9 CDTi 1.9 CDTi 16V 2.2 DTI 2.2 i	90 88 110 92 114	06/03→07/05 04/04→03/08 04/04→03/08 05/03→05/08 05/03→05/08		für Fahrzeuge ohne Sportfahrwerk 41085481→ → 41085480 ← → 51066206; für Fahrzeuge mit Sportfahrwerk	2 2 2 2	11.8116-0295.2 11.8116-0340.1 11.8116-0340.1 11.8116-0325.2	390524 390595 390595 390461	ATE ATE ATE ATE
↓								

	kw			 	! #			
<b>VAUXHALL - SIGNUM (Z03) 03/03→10/08</b>								
<b>Feder, Bremssattel</b>								
1.8	90	06/03→07/05	←	51066207→;	2	11.8116-0356.1	390586	ATE
1.9 CDTi	88	04/04→03/08		für Fahrzeuge mit Sportfahrwerk				
1.9 CDTi 16V	110	04/04→03/08	←	für Fahrzeuge ohne Sportfahrwerk	2	11.8116-0356.1	390586	ATE
2.2 DTi	92	05/03→05/08						
2.2 i	114	05/03→05/08						
1.8	103	08/05→05/08		09/05→; nicht für Polizeifahrzeuge	2	11.8116-0295.2	390524	ATE
				09/05→	2	11.8116-0340.1	390595	ATE
			←	09/05→	2	11.8116-0356.1	390586	ATE
1.9 Turbo	74	01/05→05/08		für Fahrzeuge ohne Sportfahrwerk	2	11.8116-0295.2	390524	ATE
2.0 DTi	74	05/03→05/08		41085481→	2	11.8116-0340.1	390595	ATE
				→ 41085480	2	11.8116-0340.1	390595	ATE
			←	für Fahrzeuge ohne Sportfahrwerk	2	11.8116-0356.1	390586	ATE
2.0 i Turbo	129	03/03→10/08		05/03→; → 41085480	2	11.8116-0340.1	390595	ATE
				41085481→; → 05/08	2	11.8116-0340.1	390595	ATE
			←	05/03→; → 51066206	2	11.8116-0325.2	390461	ATE
			←	51066207→; → 05/08	2	11.8116-0356.1	390586	ATE
2.8 V6 Turbo	169	07/05→05/08		09/05→	2	11.8116-0340.1	390595	ATE
			←	09/05→	2	11.8116-0345.2	390596	ATE
2.8 V6 Turbo	184	05/07→10/08		→ 05/08	2	11.8116-0340.1	390595	ATE
			←	→ 05/08	2	11.8116-0345.2	390596	ATE
3.0 CDTi	130	05/03→05/08		41085481→	2	11.8116-0340.1	390595	ATE
3.2 V6	155	05/03→05/08		→ 41085480	2	11.8116-0340.1	390595	ATE
			←	→ 31068238	2	11.8116-0325.2	390461	ATE
			←	31068239→ 51999999	2	11.8116-0345.2	390596	ATE
3.0 V6 CDTi	135	07/05→06/08		09/05→ 05/08	2	11.8116-0340.1	390595	ATE
			←	09/05→ 05/08	2	11.8116-0345.2	390596	ATE
<b>Führungshülzensatz, Bremssattel</b>								
1.8	90	06/03→07/05	←	→ 51066206;		11.0101-5407.2	260011	ATE
1.9 CDTi	88	04/04→03/08		für Fahrzeuge mit Sportfahrwerk				
1.9 CDTi 16V	110	04/04→03/08	←	für Fahrzeuge ohne Sportfahrwerk		11.0101-5407.2	260011	ATE
2.2 DTi	92	05/03→05/08						
2.2 i	114	05/03→05/08	←	51066207→;		11.0101-5407.2	260011	ATE
			→	für Fahrzeuge mit Sportfahrwerk				
			→	→ 41085480		11.0101-5407.2	260011	ATE
			→	41085481→		11.0101-5407.2	260011	ATE
1.8	103	08/05→05/08	←	09/05→		11.0101-5407.2	260011	ATE
2.8 V6 Turbo	169	07/05→05/08	→	09/05→		11.0101-5407.2	260011	ATE
1.9 Turbo	74	01/05→05/08	←	für Fahrzeuge ohne Sportfahrwerk		11.0101-5407.2	260011	ATE
2.0 DTi	74	05/03→05/08	→	41085481→		11.0101-5407.2	260011	ATE
			→	→ 41085480		11.0101-5407.2	260011	ATE
2.0 i Turbo	129	03/03→10/08	←	05/03→; → 51066206		11.0101-5407.2	260011	ATE
			←	51066207→; → 05/08		11.0101-5407.2	260011	ATE
			→	41085481→; → 05/08		11.0101-5407.2	260011	ATE
			→	05/03→; → 41085480		11.0101-5407.2	260011	ATE
2.8 V6 Turbo	184	05/07→10/08	←	→ 05/08		11.0101-5407.2	260011	ATE
			→	→ 05/08		11.0101-5407.2	260011	ATE
3.0 CDTi	130	05/03→05/08	←	→ 31068238		11.0101-5407.2	260011	ATE
3.2 V6	155	05/03→05/08	←	31068239→ 51999999		11.0101-5407.2	260011	ATE
			→	→ 41085480		11.0101-5407.2	260011	ATE
			→	41085481→		11.0101-5407.2	260011	ATE
3.0 V6 CDTi	135	07/05→06/08	←	09/05→ 05/08		11.0101-5407.2	260011	ATE
			→	09/05→ 05/08		11.0101-5407.2	260011	ATE
<b>Führungsbolzen, Bremssattel</b>								
1.8	90	06/03→07/05		41085481→		11.8171-0008.1	990049	ATE
1.9 CDTi	88	04/04→03/08		→ 41085480		11.8171-0008.1	990049	ATE
1.9 CDTi 16V	110	04/04→03/08						
2.2 DTi	92	05/03→05/08		51066207→;		11.8171-0008.1	990049	ATE
2.2 i	114	05/03→05/08		für Fahrzeuge mit Sportfahrwerk				
				für Fahrzeuge ohne Sportfahrwerk		11.8171-0008.1	990049	ATE
↓								









	kw					! #		
<b>VAUXHALL - SIGNUM (Z03) 03/03→10/08</b>								
<b>Führungsbolzen, Bremssattel</b>								
1.8 1.9 CDTi 1.9 CDTi 16V 2.2 DTi 2.2 i	90 88 110 92 114	06/03→07/05 04/04→03/08 04/04→03/08 05/03→05/08 05/03→05/08		→ 51066206; für Fahrzeuge mit Sportfahrwerk			11.8171-0008.1 990049	ATE
1.8 2.8 V6 Turbo	103 169	08/05→05/08 07/05→05/08		09/05→			11.8171-0008.1 990049	ATE
1.9 Turbo 2.0 DTi	74 74	01/05→05/08 05/03→05/08		→ 41085480 41085481→ für Fahrzeuge ohne Sportfahrwerk			11.8171-0008.1 990049 11.8171-0008.1 990049 11.8171-0008.1 990049	ATE ATE ATE
2.0 i Turbo	129	03/03→10/08		05/03→; → 41085480 41085481→; → 05/08 05/03→; → 51066206 51066207→; → 05/08			11.8171-0008.1 990049 11.8171-0008.1 990049 11.8171-0008.1 990049 11.8171-0008.1 990049	ATE ATE ATE ATE
2.8 V6 Turbo	184	05/07→10/08		→ 05/08			11.8171-0008.1 990049	ATE
3.0 CDTi 3.2 V6	130 155	05/03→05/08 05/03→05/08		41085481→ → 41085480 → 31068238 31068239→ 51999999			11.8171-0008.1 990049 11.8171-0008.1 990049 11.8171-0008.1 990049 11.8171-0008.1 990049	ATE ATE ATE ATE
3.0 V6 CDTi	135	07/05→06/08		09/05→ 05/08			11.8171-0008.1 990049	ATE
<b>Dichtungssatz, Bremssattel</b>								
2.8 V6 Turbo	169	07/05→05/08	←	09/05→			11.0441-6008.2 250038	ATE für Kolben-Ø [mm]: 60
2.8 V6 Turbo	184	05/07→10/08	←	→ 05/08			11.0441-6008.2 250038	ATE für Kolben-Ø [mm]: 60
3.0 CDTi 3.2 V6	130 155	05/03→05/08 05/03→05/08	←	31068239→ 51999999			11.0441-6008.2 250038	ATE für Kolben-Ø [mm]: 60
3.0 V6 CDTi	135	07/05→06/08	←	09/05→ 05/08			11.0441-6008.2 250038	ATE für Kolben-Ø [mm]: 60
<b>Bremsschlauch</b>								
1.8 1.9 CDTi 1.9 CDTi 16V 1.9 Turbo 2.0 DTi 2.2 DTi 2.2 i 3.0 CDTi 3.2 V6	90 88 110 74 74 92 114 130 155	06/03→07/05 04/04→03/08 04/04→03/08 01/05→05/08 05/03→05/08 05/03→05/08 05/03→05/08 05/03→05/08 05/03→05/08	← →			2 2	83.7807-0412.3 331098 24.5259-0315.3 330882	L= 412 L= 315
1.8 2.8 V6 Turbo	103 169	08/05→05/08 07/05→05/08	← →	09/05→ 09/05→		2 2	83.7807-0412.3 331098 24.5259-0315.3 330882	L= 412 L= 315
2.0 i Turbo	129	03/03→10/08	← →	05/03→ 05/08 05/03→ 05/08		2 2	83.7807-0412.3 331098 24.5259-0315.3 330882	L= 412 L= 315
2.8 V6 Turbo	184	05/07→10/08	← →	→ 05/08 → 05/08		2 2	83.7807-0412.3 331098 24.5259-0315.3 330882	L= 412 L= 315
3.0 V6 CDTi	135	07/05→06/08	← →	09/05→ 05/08 09/05→ 05/08		2 2	83.7807-0412.3 331098 24.5259-0315.3 330882	L= 412 L= 315
<b>VAUXHALL - TIGRA Convertible (X04) 06/04→08/09</b>								
<b>Bremssattel</b>								
1.3 CDTi 1.4 1.8	51 66 92	06/04→08/09 06/04→08/09 06/04→08/09	← ← → →	☐ ☐ ☐ ☐			24.3541-1795.5 240788 24.3541-1796.5 240789 24.3347-1713.5 240701 24.3347-1714.5 240702	TRW Ø 54 - Halter TRW Ø 54 - Halter TRW Ø 34 - Halter TRW Ø 34 - Halter
<b>Bremsschlauch</b>								
1.3 CDTi 1.4 1.8	51 66 92	06/04→08/09 06/04→08/09 06/04→08/09	← →			2 2	24.5256-0298.3 330756 24.5240-0195.3 330753	L= 298 L= 195
<b>VAUXHALL - TIGRA Mk I (S93) 07/94→12/00</b>								
<b>Bremssattel</b>								
1.4 16V ↓	66 78	07/94→12/00 07/94→12/00	← ← ←	☐ ☐ ☐; → 08/98			24.3481-9871.5 240677 24.3481-9872.5 240678 24.3481-9871.5 240677	ATE Ø 48 - Halter ATE Ø 48 - Halter ATE Ø 48 - Halter










	kw			 	! #		
<b>VAUXHALL - TIGRA Mk I (S93) 07/94→12/00</b>							
 <b>Bremssattel</b>							
1.6 16V	78	07/94→12/00	←	☐; → 08/98		24.3481-9872.5 240678	ATE Ø 48 - Halter
<b>Feder, Bremssattel</b>							
1.4 16V	66	07/94→12/00	←		2	11.8116-0129.1 390591	ATE
1.6 16V	78	07/94→12/00	←	→ 08/98	2	11.8116-0129.1 390591	ATE
<b>Führungshülzensatz, Bremssattel</b>							
1.4 16V	66	07/94→12/00	←			11.0101-5407.2 260011	ATE
1.6 16V	78	07/94→12/00	←	→ 08/98		11.0101-5407.2 260011	ATE
<b>Führungsbolzen, Bremssattel</b>							
1.4 16V	66	07/94→12/00	←			11.8171-0008.1 990049	ATE
1.6 16V	78	07/94→12/00	←	→ 08/98		11.8171-0008.1 990049	ATE
<b>Dichtungssatz, Bremssattel</b>							
1.4 16V	66	07/94→12/00	←			11.0441-4811.2 250024	ATE
1.6 16V	78	07/94→12/00	←	→ 08/98		11.0441-4811.2 250024	ATE
 <b>Bremsschlauch</b>							
1.4 16V	66	07/94→12/00	←		2	24.5231-0320.3 330496	L= 320
			→		2	24.5233-0200.3 330425	L= 198
1.6 16V	78	07/94→12/00	←	→ 08/98	2	24.5231-0320.3 330496	L= 320
			→	→ 08/98	2	24.5233-0200.3 330425	L= 198
<b>VAUXHALL - VECTRA (B) CC (J96) 08/95→07/03</b>							
 <b>Bremssattel</b>							
1.6 i (F68)	55	08/95→10/01	←	☐; 09/95→; → W7999999		24.3521-1701.5 240001	ATE Ø 52 - Halter
			←	☐; 09/95→; → W7999999		24.3521-1702.5 240002	ATE Ø 52 - Halter
			←	☐; X1000001→		24.3571-1761.5 240461	ATE Ø 57 - Halter
			←	☐; X1000001→		24.3571-1762.5 240462	ATE Ø 57 - Halter
1.6 i 16V (F68)	74	08/95→10/01	←	☐; 09/95→; → W7999999		24.3521-1701.5 240001	ATE Ø 52 - Halter
			←	☐; 09/95→; → W7999999		24.3521-1702.5 240002	ATE Ø 52 - Halter
			←	☐; X1000001→		24.3571-1761.5 240461	ATE Ø 57 - Halter
			←	☐; X1000001→		24.3571-1762.5 240462	ATE Ø 57 - Halter
			→	☐; 09/95→; → V7999999		13.2351-0025.2 210210	ATE Ø 35
			→	☐; 09/95→; → V7999999		13.2351-0026.2 210211	ATE Ø 35
			→	☐; W1000001→		24.9235-0051.5 230003	ATE Ø 35
			→	☐; W1000001→		24.9235-0052.5 230004	ATE Ø 35
1.7 TD (F68)	60	10/95→11/96	←	☐		24.3521-1701.5 240001	ATE Ø 52 - Halter
			←	☐		24.3521-1702.5 240002	ATE Ø 52 - Halter
			→	☐; → V7999999		13.2351-0025.2 210210	ATE Ø 35
			→	☐; → V7999999		13.2351-0026.2 210211	ATE Ø 35
			→	☐; W1000001→		24.9235-0051.5 230003	ATE Ø 35
			→	☐; W1000001→		24.9235-0052.5 230004	ATE Ø 35
1.8 Dualfuel (F68) 1.8 i 16V (F68)	92	09/00→07/03	←	☐; → W7999999		24.3521-1701.5 240001	ATE Ø 52 - Halter
	92	09/00→07/03		☐; → W7999999		24.3521-1702.5 240002	ATE Ø 52 - Halter
				☐; X1000001→; → 04/02		24.3571-1761.5 240461	ATE Ø 57 - Halter
				☐; X1000001→; → 04/02		24.3571-1762.5 240462	ATE Ø 57 - Halter
				☐; → V7999999		13.2351-0025.2 210210	ATE Ø 35
				☐; → V7999999		13.2351-0026.2 210211	ATE Ø 35
				☐; W1000001→; → 04/02		24.9235-0051.5 230003	ATE Ø 35
				☐; W1000001→; → 04/02		24.9235-0052.5 230004	ATE Ø 35
1.8 i 16V (F68) 2.0 DTi 16V (F68)	85	10/95→09/00	←	☐; → W7999999		24.3521-1701.5 240001	ATE Ø 52 - Halter
	74	06/97→10/01		☐; → W7999999		24.3521-1702.5 240002	ATE Ø 52 - Halter
				☐; X1000001→		24.3571-1761.5 240461	ATE Ø 57 - Halter
				☐; X1000001→		24.3571-1762.5 240462	ATE Ø 57 - Halter








	kw			 	! #		
<b>VAUXHALL - VECTRA (B) CC (J96) 08/95→07/03</b>							
<b>Bremssattel</b>							
1.8 i 16V (F68) 2.0 DTi 16V (F68)	85 74	10/95→09/00 06/97→10/01	➡	☐; → V7999999		13.2351-0025.2 210210	ATE Ø 35
			➡	☐; → V7999999		13.2351-0026.2 210211	ATE Ø 35
			➡	☐; W1000001→		24.9235-0051.5 230003	ATE Ø 35
			➡	☐; W1000001→		24.9235-0052.5 230004	ATE Ø 35
2.0 Di 16V (F68)	60	08/95→10/01	⬅	☐; 11/96→; → W7999999		24.3521-1701.5 240001	ATE Ø 52 - Halter
			⬅	☐; 11/96→; → W7999999		24.3521-1702.5 240002	ATE Ø 52 - Halter
			⬅	☐; X1000001→		24.3571-1761.5 240461	ATE Ø 57 - Halter
			⬅	☐; X1000001→		24.3571-1762.5 240462	ATE Ø 57 - Halter
2.0 i 16V (F68) 2.5 i GSi (F68) 2.5 i V6 (F68)	100 143 125	10/95→01/01 03/98→07/00 09/95→08/00	⬅	☐		24.3571-1761.5 240461	ATE Ø 57 - Halter
			⬅	☐		24.3571-1762.5 240462	ATE Ø 57 - Halter
			➡	☐; → V7999999		13.2351-0025.2 210210	ATE Ø 35
			➡	☐; → V7999999		13.2351-0026.2 210211	ATE Ø 35
			➡	☐; W1000001→		24.9235-0051.5 230003	ATE Ø 35
			➡	☐; W1000001→		24.9235-0052.5 230004	ATE Ø 35
2.2 DTi 16V (F68)	92	08/95→10/01	⬅	☐; 09/00→		24.3571-1761.5 240461	ATE Ø 57 - Halter
			⬅	☐; 09/00→		24.3571-1762.5 240462	ATE Ø 57 - Halter
			➡	☐; 09/00→		24.9235-0051.5 230003	ATE Ø 35
			➡	☐; 09/00→		24.9235-0052.5 230004	ATE Ø 35
2.2 i 16V (F68) 2.6 i V6 (F68)	108 125	09/00→07/03 09/00→07/03	⬅	☐; → 04/02		24.3571-1761.5 240461	ATE Ø 57 - Halter
			⬅	☐; → 04/02		24.3571-1762.5 240462	ATE Ø 57 - Halter
			➡	☐; → 04/02		24.9235-0051.5 230003	ATE Ø 35
			➡	☐; → 04/02		24.9235-0052.5 230004	ATE Ø 35
<b>Feder, Bremssattel</b>							
1.6 i (F68) 1.6 i 16V (F68)	55 74	08/95→10/01 08/95→10/01		09/95→; → W7999999	2	11.8116-0097.1 390590	ATE
				X1000001→	2	11.8116-0292.1 390521	ATE
1.7 TD (F68)	60	10/95→11/96			2	11.8116-0097.1 390590	ATE
1.8 Dualfuel (F68) 1.8 i 16V (F68)	92 92	09/00→07/03 09/00→07/03		→ W7999999	2	11.8116-0097.1 390590	ATE
				X1000001→; → 04/02	2	11.8116-0292.1 390521	ATE
1.8 i 16V (F68) 2.0 DTi 16V (F68)	85 74	10/95→09/00 06/97→10/01		→ W7999999	2	11.8116-0097.1 390590	ATE
				X1000001→	2	11.8116-0292.1 390521	ATE
2.0 Di 16V (F68)	60	08/95→10/01		11/96→; → W7999999	2	11.8116-0097.1 390590	ATE
				X1000001→	2	11.8116-0292.1 390521	ATE
2.0 i 16V (F68) 2.5 i GSi (F68) 2.5 i V6 (F68)	100 143 125	10/95→01/01 03/98→07/00 09/95→08/00			2	11.8116-0292.1 390521	ATE
2.2 DTi 16V (F68)	92	08/95→10/01		09/00→	2	11.8116-0292.1 390521	ATE
2.2 i 16V (F68) 2.6 i V6 (F68)	108 125	09/00→07/03 09/00→07/03		→ 04/02	2	11.8116-0292.1 390521	ATE
<b>Führungshülzensatz, Bremssattel</b>							
1.6 i (F68) 1.6 i 16V (F68)	55 74	08/95→10/01 08/95→10/01	⬅	09/95→; → W7999999		11.0101-5407.2 260011	ATE
			⬅	X1000001→		11.0101-5407.2 260011	ATE
1.7 TD (F68) 2.0 i 16V (F68) 2.5 i GSi (F68) 2.5 i V6 (F68)	60 100 143 125	10/95→11/96 10/95→01/01 03/98→07/00 09/95→08/00	⬅			11.0101-5407.2 260011	ATE
1.8 Dualfuel (F68) 1.8 i 16V (F68)	92 92	09/00→07/03 09/00→07/03	⬅	X1000001→; → 04/02		11.0101-5407.2 260011	ATE
			⬅	→ W7999999		11.0101-5407.2 260011	ATE
1.8 i 16V (F68) 2.0 DTi 16V (F68)	85 74	10/95→09/00 06/97→10/01	⬅	X1000001→		11.0101-5407.2 260011	ATE
			⬅	→ W7999999		11.0101-5407.2 260011	ATE
2.0 Di 16V (F68)	60	08/95→10/01	⬅	11/96→; → W7999999		11.0101-5407.2 260011	ATE
			⬅	X1000001→		11.0101-5407.2 260011	ATE
2.2 DTi 16V (F68)	92	08/95→10/01	⬅	09/00→		11.0101-5407.2 260011	ATE
2.2 i 16V (F68) 2.6 i V6 (F68)	108 125	09/00→07/03 09/00→07/03	⬅	→ 04/02		11.0101-5407.2 260011	ATE
<b>Führungsbolzen, Bremssattel</b>							
1.6 i (F68) 1.6 i 16V (F68) ↓	55 74	08/95→10/01 08/95→10/01		09/95→; → W7999999		11.8171-0008.1 990049	ATE

















	kw				! #		
<b>VAUXHALL - VECTRA (B) CC (J96) 08/95→07/03</b>							
<b>Führungsbolzen, Bremsattel</b>							
1.6 i (F68)	55	08/95→10/01	←	X1000001→		11.8171-0008.1	990049 ATE
1.6 i 16V (F68)	74	08/95→10/01					
1.7 TD (F68)	60	10/95→11/96				11.8171-0008.1	990049 ATE
1.8 Dualfuel (F68)	92	09/00→07/03		→ W7999999		11.8171-0008.1	990049 ATE
1.8 i 16V (F68)	92	09/00→07/03	←	X1000001→; → 04/02		11.8171-0008.1	990049 ATE
1.8 i 16V (F68)	85	10/95→09/00		→ W7999999		11.8171-0008.1	990049 ATE
2.0 DTi 16V (F68)	74	06/97→10/01	←	X1000001→		11.8171-0008.1	990049 ATE
2.0 Di 16V (F68)	60	08/95→10/01		11/96→; → W7999999		11.8171-0008.1	990049 ATE
			←	X1000001→		11.8171-0008.1	990049 ATE
2.0 i 16V (F68)	100	10/95→01/01	←			11.8171-0008.1	990049 ATE
2.5 i GSi (F68)	143	03/98→07/00					
2.5 i V6 (F68)	125	09/95→08/00					
2.2 DTi 16V (F68)	92	08/95→10/01	←	09/00→		11.8171-0008.1	990049 ATE
2.2 i 16V (F68)	108	09/00→07/03	←	→ 04/02		11.8171-0008.1	990049 ATE
2.6 i V6 (F68)	125	09/00→07/03					
<b>Dichtungssatz, Bremsattel</b>							
1.6 i (F68)	55	08/95→10/01	←	09/95→; → W7999999		11.0441-5202.2	250026 ATE
			←	X1000001→		11.0441-5704.2	250034 ATE
1.6 i 16V (F68)	74	08/95→10/01	←	09/95→; → W7999999		11.0441-5202.2	250026 ATE
			←	X1000001→		11.0441-5704.2	250034 ATE
			→	09/95→; → V7999999		13.0441-3506.2	250052 ATE
			→	W1000001→		13.0441-3507.2	250053 ATE
1.7 TD (F68)	60	10/95→11/96	←			11.0441-5202.2	250026 ATE
			→	→ V7999999		13.0441-3506.2	250052 ATE
			→	W1000001→		13.0441-3507.2	250053 ATE
1.8 Dualfuel (F68)	92	09/00→07/03	←	→ W7999999		11.0441-5202.2	250026 ATE
1.8 i 16V (F68)	92	09/00→07/03	←	X1000001→; → 04/02		11.0441-5704.2	250034 ATE
			→	→ V7999999		13.0441-3506.2	250052 ATE
			→	W1000001→; → 04/02		13.0441-3507.2	250053 ATE
1.8 i 16V (F68)	85	10/95→09/00	←	→ W7999999		11.0441-5202.2	250026 ATE
2.0 DTi 16V (F68)	74	06/97→10/01	←	X1000001→		11.0441-5704.2	250034 ATE
			→	→ V7999999		13.0441-3506.2	250052 ATE
			→	W1000001→		13.0441-3507.2	250053 ATE
2.0 Di 16V (F68)	60	08/95→10/01	←	11/96→; → W7999999		11.0441-5202.2	250026 ATE
			←	X1000001→		11.0441-5704.2	250034 ATE
2.0 i 16V (F68)	100	10/95→01/01	←			11.0441-5704.2	250034 ATE
2.5 i GSi (F68)	143	03/98→07/00		→ V7999999		13.0441-3506.2	250052 ATE
2.5 i V6 (F68)	125	09/95→08/00		→ W1000001→		13.0441-3507.2	250053 ATE
2.2 DTi 16V (F68)	92	08/95→10/01	←	09/00→		11.0441-5704.2	250034 ATE
			→	09/00→		13.0441-3507.2	250053 ATE
2.2 i 16V (F68)	108	09/00→07/03	←	→ 04/02		11.0441-5704.2	250034 ATE
2.6 i V6 (F68)	125	09/00→07/03	→	→ 04/02		13.0441-3507.2	250053 ATE
<b>Bremsschlauch</b>							
1.6 i (F68)	55	08/95→10/01	←	09/95→	2	24.5231-0391.3	331424 L= 391
1.6 i 16V (F68)	74	08/95→10/01	→	09/95→	2	24.5233-0200.3	330425 L= 198
1.7 TD (F68)	60	10/95→11/96	←		2	24.5231-0391.3	331424 L= 391
1.8 i 16V (F68)	85	10/95→09/00					
2.0 DTi 16V (F68)	74	06/97→10/01	→		2	24.5233-0200.3	330425 L= 198
2.0 i 16V (F68)	100	10/95→01/01					
2.5 i GSi (F68)	143	03/98→07/00					
2.5 i V6 (F68)	125	09/95→08/00					
1.8 Dualfuel (F68)	92	09/00→07/03	←	→ 04/02	2	24.5231-0391.3	331424 L= 391
1.8 i 16V (F68)	92	09/00→07/03	→	→ 04/02	2	24.5233-0200.3	330425 L= 198
2.2 i 16V (F68)	108	09/00→07/03					
2.6 i V6 (F68)	125	09/00→07/03					
2.0 Di 16V (F68)	60	08/95→10/01	←	11/96→	2	24.5231-0391.3	331424 L= 391
			→	11/96→	2	24.5233-0200.3	330425 L= 198
2.2 DTi 16V (F68)	92	08/95→10/01	←	09/00→	2	24.5231-0391.3	331424 L= 391
↓							



	kw			 	! #		
<b>VAUXHALL - VECTRA (B) CC (J96) 08/95→07/03</b>							
 <b>Bremsschlauch</b>							
2.2 DTI 16V (F68)	92	08/95→10/01	➡	09/00→	2	24.5233-0200.3 330425	L= 198
<b>VAUXHALL - VECTRA (B) Kombi (J96) 08/95→03/02</b>							
 <b>Bremssattel</b>							
1.8 Dualfuel (F35)	92	09/00→03/02	←	☐; → W7999999		24.3521-1701.5 240001	ATE Ø 52 - Halter
1.8 i 16V (F35)	85	11/96→09/00	←	☐; → W7999999		24.3521-1702.5 240002	ATE Ø 52 - Halter
1.8 i 16V (F35)	92	09/00→03/02	←	☐; X1000001→		24.3571-1761.5 240461	ATE Ø 57 - Halter
			←	☐; X1000001→		24.3571-1762.5 240462	ATE Ø 57 - Halter
			➡	☐; → V7999999		13.2351-0025.2 210210	ATE Ø 35
			➡	☐; → V7999999		13.2351-0026.2 210211	ATE Ø 35
			➡	☐; W1000001→		24.9235-0051.5 230003	ATE Ø 35
			➡	☐; W1000001→		24.9235-0052.5 230004	ATE Ø 35
2.0 DI 16V (F35)	60	08/95→10/01	←	☐; 11/96→; → W7999999		24.3521-1701.5 240001	ATE Ø 52 - Halter
			←	☐; 11/96→; → W7999999		24.3521-1702.5 240002	ATE Ø 52 - Halter
			←	☐; X1000001→		24.3571-1761.5 240461	ATE Ø 57 - Halter
			←	☐; X1000001→		24.3571-1762.5 240462	ATE Ø 57 - Halter
			➡	☐; 11/96→; → V7999999		13.2351-0025.2 210210	ATE Ø 35
			➡	☐; 11/96→; → V7999999		13.2351-0026.2 210211	ATE Ø 35
			➡	☐; W1000001→		24.9235-0051.5 230003	ATE Ø 35
			➡	☐; W1000001→		24.9235-0052.5 230004	ATE Ø 35
2.0 DTI 16V (F35)	74	08/95→10/01	←	☐; 06/97→; → W7999999		24.3521-1701.5 240001	ATE Ø 52 - Halter
			←	☐; 06/97→; → W7999999		24.3521-1702.5 240002	ATE Ø 52 - Halter
			←	☐; X1000001→		24.3571-1761.5 240461	ATE Ø 57 - Halter
			←	☐; X1000001→		24.3571-1762.5 240462	ATE Ø 57 - Halter
			➡	☐; 06/97→; → V7999999		13.2351-0025.2 210210	ATE Ø 35
			➡	☐; 06/97→; → V7999999		13.2351-0026.2 210211	ATE Ø 35
			➡	☐; W1000001→		24.9235-0051.5 230003	ATE Ø 35
			➡	☐; W1000001→		24.9235-0052.5 230004	ATE Ø 35
2.0 i 16V (F35)	100	10/95→01/01	←	☐		24.3571-1761.5 240461	ATE Ø 57 - Halter
2.5 i GSi (F35)	143	05/98→09/99	←	☐		24.3571-1762.5 240462	ATE Ø 57 - Halter
2.5 i V6 (F35)	125	11/96→08/00	➡	☐; → V7999999		13.2351-0025.2 210210	ATE Ø 35
			➡	☐; → V7999999		13.2351-0026.2 210211	ATE Ø 35
			➡	☐; W1000001→		24.9235-0051.5 230003	ATE Ø 35
			➡	☐; W1000001→		24.9235-0052.5 230004	ATE Ø 35
2.2 DTI 16V (F35)	92	08/95→10/01	←	☐; 09/00→		24.3571-1761.5 240461	ATE Ø 57 - Halter
2.2 i 16V (F35)	108	08/95→10/01	←	☐; 09/00→		24.3571-1762.5 240462	ATE Ø 57 - Halter
			➡	☐; 09/00→		24.9235-0051.5 230003	ATE Ø 35
			➡	☐; 09/00→		24.9235-0052.5 230004	ATE Ø 35
2.6 i V6 (F35)	125	09/00→03/02	←	☐		24.3571-1761.5 240461	ATE Ø 57 - Halter
			←	☐		24.3571-1762.5 240462	ATE Ø 57 - Halter
			➡	☐		24.9235-0051.5 230003	ATE Ø 35
			➡	☐		24.9235-0052.5 230004	ATE Ø 35
<b>Feder, Bremssattel</b>							
1.8 Dualfuel (F35)	92	09/00→03/02		→ W7999999	2	11.8116-0097.1 390590	ATE
1.8 i 16V (F35)	85	11/96→09/00		X1000001→	2	11.8116-0292.1 390521	ATE
1.8 i 16V (F35)	92	09/00→03/02					
2.0 DI 16V (F35)	60	08/95→10/01		11/96→; → W7999999	2	11.8116-0097.1 390590	ATE
				X1000001→	2	11.8116-0292.1 390521	ATE
2.0 DTI 16V (F35)	74	08/95→10/01		06/97→; → W7999999	2	11.8116-0097.1 390590	ATE
				X1000001→	2	11.8116-0292.1 390521	ATE
2.0 i 16V (F35)	100	10/95→01/01			2	11.8116-0292.1 390521	ATE
2.5 i GSi (F35)	143	05/98→09/99					
2.5 i V6 (F35)	125	11/96→08/00					
2.6 i V6 (F35)	125	09/00→03/02					
2.2 DTI 16V (F35)	92	08/95→10/01		09/00→	2	11.8116-0292.1 390521	ATE
2.2 i 16V (F35)	108	08/95→10/01					

	kW					! #		
<b>VAUXHALL - VECTRA (B) Kombi (J96) 08/95→03/02</b>								
<b>Führungshülzensatz, Bremsattel</b>								
1.8 Dualfuel (F35)	92	09/00→03/02	←	X1000001→			11.0101-5407.2 260011	ATE
1.8 i 16V (F35)	85	11/96→09/00	←	→ W7999999			11.0101-5407.2 260011	ATE
1.8 i 16V (F35)	92	09/00→03/02	←					
2.0 DI 16V (F35)	60	08/95→10/01	←	11/96→; → W7999999			11.0101-5407.2 260011	ATE
			←	X1000001→			11.0101-5407.2 260011	ATE
2.0 DTI 16V (F35)	74	08/95→10/01	←	X1000001→			11.0101-5407.2 260011	ATE
			←	06/97→; → W7999999			11.0101-5407.2 260011	ATE
2.0 i 16V (F35)	100	10/95→01/01	←				11.0101-5407.2 260011	ATE
2.5 i GSi (F35)	143	05/98→09/99						
2.5 i V6 (F35)	125	11/96→08/00						
2.6 i V6 (F35)	125	09/00→03/02						
2.2 DTI 16V (F35)	92	08/95→10/01	←	09/00→			11.0101-5407.2 260011	ATE
2.2 i 16V (F35)	108	08/95→10/01						
<b>Führungsbolzen, Bremsattel</b>								
1.8 Dualfuel (F35)	92	09/00→03/02		→ W7999999			11.8171-0008.1 990049	ATE
1.8 i 16V (F35)	85	11/96→09/00						
1.8 i 16V (F35)	92	09/00→03/02	←	X1000001→			11.8171-0008.1 990049	ATE
2.0 DI 16V (F35)	60	08/95→10/01		11/96→; → W7999999			11.8171-0008.1 990049	ATE
			←	X1000001→			11.8171-0008.1 990049	ATE
2.0 DTI 16V (F35)	74	08/95→10/01		06/97→; → W7999999			11.8171-0008.1 990049	ATE
			←	X1000001→			11.8171-0008.1 990049	ATE
2.0 i 16V (F35)	100	10/95→01/01	←				11.8171-0008.1 990049	ATE
2.5 i GSi (F35)	143	05/98→09/99						
2.5 i V6 (F35)	125	11/96→08/00						
2.6 i V6 (F35)	125	09/00→03/02						
2.2 DTI 16V (F35)	92	08/95→10/01	←	09/00→			11.8171-0008.1 990049	ATE
2.2 i 16V (F35)	108	08/95→10/01						
<b>Dichtungssatz, Bremsattel</b>								
1.8 Dualfuel (F35)	92	09/00→03/02	←	→ W7999999			11.0441-5202.2 250026	ATE
1.8 i 16V (F35)	85	11/96→09/00	←	X1000001→			11.0441-5704.2 250034	ATE
1.8 i 16V (F35)	92	09/00→03/02	←					
			→	→ W7999999			13.0441-3506.2 250052	ATE
			→	W1000001→			13.0441-3507.2 250053	ATE
2.0 DI 16V (F35)	60	08/95→10/01	←	11/96→; → W7999999			11.0441-5202.2 250026	ATE
			←	X1000001→			11.0441-5704.2 250034	ATE
			→	11/96→; → W7999999			13.0441-3506.2 250052	ATE
			→	W1000001→			13.0441-3507.2 250053	ATE
2.0 DTI 16V (F35)	74	08/95→10/01	←	06/97→; → W7999999			11.0441-5202.2 250026	ATE
			←	X1000001→			11.0441-5704.2 250034	ATE
			→	06/97→; → W7999999			13.0441-3506.2 250052	ATE
			→	W1000001→			13.0441-3507.2 250053	ATE
2.0 i 16V (F35)	100	10/95→01/01	←				11.0441-5704.2 250034	ATE
2.5 i GSi (F35)	143	05/98→09/99						
2.5 i V6 (F35)	125	11/96→08/00						
			→	→ W7999999			13.0441-3506.2 250052	ATE
			→	W1000001→			13.0441-3507.2 250053	ATE
2.2 DTI 16V (F35)	92	08/95→10/01	←	09/00→			11.0441-5704.2 250034	ATE
2.2 i 16V (F35)	108	08/95→10/01						
			→	09/00→			13.0441-3507.2 250053	ATE
2.6 i V6 (F35)	125	09/00→03/02	←				11.0441-5704.2 250034	ATE
			→				13.0441-3507.2 250053	ATE
<b>Bremsschlauch</b>								
1.8 Dualfuel (F35)	92	09/00→03/02	←		2	24.5231-0391.3 331424	L= 391	
1.8 i 16V (F35)	85	11/96→09/00						
1.8 i 16V (F35)	92	09/00→03/02	→		2	24.5233-0200.3 330425	L= 198	
2.0 i 16V (F35)	100	10/95→01/01						
2.5 i GSi (F35)	143	05/98→09/99						
2.5 i V6 (F35)	125	11/96→08/00						
2.6 i V6 (F35)	125	09/00→03/02						
2.0 DI 16V (F35)	60	08/95→10/01	←	11/96→	2	24.5231-0391.3 331424	L= 391	
			→	11/96→	2	24.5233-0200.3 330425	L= 198	
2.0 DTI 16V (F35)	74	08/95→10/01	←	06/97→	2	24.5231-0391.3 331424	L= 391	
			→	06/97→	2	24.5233-0200.3 330425	L= 198	
2.2 DTI 16V (F35)	92	08/95→10/01	←	09/00→	2	24.5231-0391.3 331424	L= 391	
2.2 i 16V (F35)	108	08/95→10/01						
↓								

	kW			 	! #		
<b>VAUXHALL - VECTRA (B) Kombi (J96) 08/95→03/02</b>							
 <b>Bremsschlauch</b>							
2.2 DTI 16V (F35) 2.2 i 16V (F35)	92 108	08/95→10/01 08/95→10/01	➔	09/00→	2	24.5233-0200.3 330425	L= 198
<b>VAUXHALL - VECTRA (B) Stufenheck (J96) 08/95→03/02</b>							
 <b>Bremssattel</b>							
1.6 i (F19)	55	08/95→10/01	←	☐; 09/95→; → W7999999	24.3521-1701.5	240001	ATE Ø 52 - Halter
			←	☐; 09/95→; → W7999999	24.3521-1702.5	240002	ATE Ø 52 - Halter
			←	☐; X1000001→	24.3571-1761.5	240461	ATE Ø 57 - Halter
			←	☐; X1000001→	24.3571-1762.5	240462	ATE Ø 57 - Halter
1.6 i 16V (F19)	74	08/95→10/01	←	☐; 09/95→; → W7999999	24.3521-1701.5	240001	ATE Ø 52 - Halter
			←	☐; 09/95→; → W7999999	24.3521-1702.5	240002	ATE Ø 52 - Halter
			←	☐; X1000001→	24.3571-1761.5	240461	ATE Ø 57 - Halter
			←	☐; X1000001→	24.3571-1762.5	240462	ATE Ø 57 - Halter
			➔	☐; 09/95→; → V7999999	13.2351-0025.2	210210	ATE Ø 35
			➔	☐; 09/95→; → V7999999	13.2351-0026.2	210211	ATE Ø 35
			➔	☐; W1000001→	24.9235-0051.5	230003	ATE Ø 35
			➔	☐; W1000001→	24.9235-0052.5	230004	ATE Ø 35
1.7 TD (F19)	60	10/95→11/96	←	☐	24.3521-1701.5	240001	ATE Ø 52 - Halter
			←	☐	24.3521-1702.5	240002	ATE Ø 52 - Halter
			➔	☐; → V7999999	13.2351-0025.2	210210	ATE Ø 35
			➔	☐; → V7999999	13.2351-0026.2	210211	ATE Ø 35
			➔	☐; W1000001→	24.9235-0051.5	230003	ATE Ø 35
			➔	☐; W1000001→	24.9235-0052.5	230004	ATE Ø 35
1.8 Dualfuel (F19) 1.8 i 16V (F19) 1.8 i 16V (F19)	92 85 92	09/00→03/02 10/95→09/00 09/00→03/02	←	☐; → W7999999	24.3521-1701.5	240001	ATE Ø 52 - Halter
			←	☐; → W7999999	24.3521-1702.5	240002	ATE Ø 52 - Halter
			←	☐; X1000001→	24.3571-1761.5	240461	ATE Ø 57 - Halter
			←	☐; X1000001→	24.3571-1762.5	240462	ATE Ø 57 - Halter
			➔	☐; → V7999999	13.2351-0025.2	210210	ATE Ø 35
			➔	☐; → V7999999	13.2351-0026.2	210211	ATE Ø 35
			➔	☐; W1000001→	24.9235-0051.5	230003	ATE Ø 35
			➔	☐; W1000001→	24.9235-0052.5	230004	ATE Ø 35
2.0 DI 16V (F19)	60	08/95→10/01	←	☐; 11/96→; → W7999999	24.3521-1701.5	240001	ATE Ø 52 - Halter
			←	☐; 11/96→; → W7999999	24.3521-1702.5	240002	ATE Ø 52 - Halter
			←	☐; X1000001→	24.3571-1761.5	240461	ATE Ø 57 - Halter
			←	☐; X1000001→	24.3571-1762.5	240462	ATE Ø 57 - Halter
2.0 DTI 16V (F19)	74	08/95→10/01	←	☐; 06/97→; → W7999999	24.3521-1701.5	240001	ATE Ø 52 - Halter
			←	☐; 06/97→; → W7999999	24.3521-1702.5	240002	ATE Ø 52 - Halter
			←	☐; X1000001→	24.3571-1761.5	240461	ATE Ø 57 - Halter
			←	☐; X1000001→	24.3571-1762.5	240462	ATE Ø 57 - Halter
			➔	☐; 06/97→; → V7999999	13.2351-0025.2	210210	ATE Ø 35
			➔	☐; 06/97→; → V7999999	13.2351-0026.2	210211	ATE Ø 35
			➔	☐; W1000001→	24.9235-0051.5	230003	ATE Ø 35
			➔	☐; W1000001→	24.9235-0052.5	230004	ATE Ø 35
2.0 i 16V (F19) 2.5 i GSi (F19) 2.5 i V6 (F19)	100 143 125	10/95→01/01 03/98→07/00 09/95→08/00	←	☐	24.3571-1761.5	240461	ATE Ø 57 - Halter
			←	☐	24.3571-1762.5	240462	ATE Ø 57 - Halter
			➔	☐; → V7999999	13.2351-0025.2	210210	ATE Ø 35
			➔	☐; → V7999999	13.2351-0026.2	210211	ATE Ø 35
			➔	☐; W1000001→	24.9235-0051.5	230003	ATE Ø 35
			➔	☐; W1000001→	24.9235-0052.5	230004	ATE Ø 35
2.2 DTI 16V (F19) 2.2 i 16V (F19)	92 108	08/95→10/01 08/95→10/01	←	☐; 09/00→	24.3571-1761.5	240461	ATE Ø 57 - Halter
			←	☐; 09/00→	24.3571-1762.5	240462	ATE Ø 57 - Halter
			➔	☐; 09/00→	24.9235-0051.5	230003	ATE Ø 35
			➔	☐; 09/00→	24.9235-0052.5	230004	ATE Ø 35
↓							

	kw					! #		
<b>VAUXHALL - VECTRA (B) Stufenheck (J96) 08/95→03/02</b>								
<b>Bremssattel</b>								
2.6 i V6 (F19)	125	09/00→03/02	←	☐		24.3571-1761.5	240461	ATE Ø 57 - Halter
			←	☐		24.3571-1762.5	240462	ATE Ø 57 - Halter
			→	☐		24.9235-0051.5	230003	ATE Ø 35
			→	☐		24.9235-0052.5	230004	ATE Ø 35
<b>Feder, Bremssattel</b>								
1.6 i (F19)	55	08/95→10/01		09/95→; → W7999999	2	11.8116-0097.1	390590	ATE
1.6 i 16V (F19)	74	08/95→10/01		X1000001→	2	11.8116-0292.1	390521	ATE
1.7 TD (F19)	60	10/95→11/96			2	11.8116-0097.1	390590	ATE
1.8 Dualfuel (F19)	92	09/00→03/02		→ W7999999	2	11.8116-0097.1	390590	ATE
1.8 i 16V (F19)	85	10/95→09/00						
1.8 i 16V (F19)	92	09/00→03/02		X1000001→	2	11.8116-0292.1	390521	ATE
2.0 DI 16V (F19)	60	08/95→10/01		11/96→; → W7999999	2	11.8116-0097.1	390590	ATE
				X1000001→	2	11.8116-0292.1	390521	ATE
2.0 DTI 16V (F19)	74	08/95→10/01		06/97→; → W7999999	2	11.8116-0097.1	390590	ATE
				X1000001→	2	11.8116-0292.1	390521	ATE
2.0 i 16V (F19)	100	10/95→01/01			2	11.8116-0292.1	390521	ATE
2.5 i GSi (F19)	143	03/98→07/00						
2.5 i V6 (F19)	125	09/95→08/00						
2.6 i V6 (F19)	125	09/00→03/02						
2.2 DTI 16V (F19)	92	08/95→10/01		09/00→	2	11.8116-0292.1	390521	ATE
2.2 i 16V (F19)	108	08/95→10/01						
<b>Führungshülzensatz, Bremssattel</b>								
1.6 i (F19)	55	08/95→10/01	←	09/95→; → W7999999		11.0101-5407.2	260011	ATE
			←	X1000001→		11.0101-5407.2	260011	ATE
1.6 i 16V (F19)	74	08/95→10/01						
1.7 TD (F19)	60	10/95→11/96	←			11.0101-5407.2	260011	ATE
2.0 i 16V (F19)	100	10/95→01/01						
2.5 i GSi (F19)	143	03/98→07/00						
2.5 i V6 (F19)	125	09/95→08/00						
2.6 i V6 (F19)	125	09/00→03/02						
1.8 Dualfuel (F19)	92	09/00→03/02	←	X1000001→		11.0101-5407.2	260011	ATE
1.8 i 16V (F19)	85	10/95→09/00		→ W7999999		11.0101-5407.2	260011	ATE
1.8 i 16V (F19)	92	09/00→03/02	←			11.0101-5407.2	260011	ATE
2.0 DI 16V (F19)	60	08/95→10/01	←	11/96→; → W7999999		11.0101-5407.2	260011	ATE
			←	X1000001→		11.0101-5407.2	260011	ATE
2.0 DTI 16V (F19)	74	08/95→10/01	←	X1000001→		11.0101-5407.2	260011	ATE
			←	06/97→; → W7999999		11.0101-5407.2	260011	ATE
2.2 DTI 16V (F19)	92	08/95→10/01	←	09/00→		11.0101-5407.2	260011	ATE
2.2 i 16V (F19)	108	08/95→10/01						
<b>Führungsbolzen, Bremssattel</b>								
1.6 i (F19)	55	08/95→10/01		09/95→; → W7999999		11.8171-0008.1	990049	ATE
1.6 i 16V (F19)	74	08/95→10/01	←	X1000001→		11.8171-0008.1	990049	ATE
1.7 TD (F19)	60	10/95→11/96				11.8171-0008.1	990049	ATE
1.8 Dualfuel (F19)	92	09/00→03/02		→ W7999999		11.8171-0008.1	990049	ATE
1.8 i 16V (F19)	85	10/95→09/00						
1.8 i 16V (F19)	92	09/00→03/02	←	X1000001→		11.8171-0008.1	990049	ATE
2.0 DI 16V (F19)	60	08/95→10/01		11/96→; → W7999999		11.8171-0008.1	990049	ATE
			←	X1000001→		11.8171-0008.1	990049	ATE
2.0 DTI 16V (F19)	74	08/95→10/01		06/97→; → W7999999		11.8171-0008.1	990049	ATE
			←	X1000001→		11.8171-0008.1	990049	ATE
2.0 i 16V (F19)	100	10/95→01/01	←			11.8171-0008.1	990049	ATE
2.5 i GSi (F19)	143	03/98→07/00						
2.5 i V6 (F19)	125	09/95→08/00						
2.6 i V6 (F19)	125	09/00→03/02						
2.2 DTI 16V (F19)	92	08/95→10/01	←	09/00→		11.8171-0008.1	990049	ATE
2.2 i 16V (F19)	108	08/95→10/01						
<b>Dichtungssatz, Bremssattel</b>								
1.6 i (F19)	55	08/95→10/01	←	09/95→; → W7999999		11.0441-5202.2	250026	ATE
			←	X1000001→		11.0441-5704.2	250034	ATE
1.6 i 16V (F19)	74	08/95→10/01	←	09/95→; → W7999999		11.0441-5202.2	250026	ATE
			←	X1000001→		11.0441-5704.2	250034	ATE
			→	09/95→; → W7999999		13.0441-3506.2	250052	ATE
			→	W1000001→		13.0441-3507.2	250053	ATE
↓								



**VAUXHALL - VECTRA (B) Stufenheck (J96) 08/95→03/02**

**Dichtungssatz, Bremssattel**

1.7 TD (F19)	60	10/95→11/96	←		11.0441-5202.2	250026	ATE
			→	→ V7999999	13.0441-3506.2	250052	ATE
			→	W1000001→	13.0441-3507.2	250053	ATE
1.8 Dualfuel (F19)	92	09/00→03/02	←	→ W7999999	11.0441-5202.2	250026	ATE
			←	X1000001→	11.0441-5704.2	250034	ATE
			→	→ V7999999	13.0441-3506.2	250052	ATE
1.8 i 16V (F19)	85	10/95→09/00	←	X1000001→	11.0441-5704.2	250034	ATE
			→	→ V7999999	13.0441-3506.2	250052	ATE
			→	W1000001→	13.0441-3507.2	250053	ATE
1.8 i 16V (F19)	92	09/00→03/02	←	X1000001→	11.0441-5704.2	250034	ATE
			→	→ V7999999	13.0441-3506.2	250052	ATE
			→	W1000001→	13.0441-3507.2	250053	ATE
2.0 DI 16V (F19)	60	08/95→10/01	←	11/96→; → W7999999	11.0441-5202.2	250026	ATE
			←	X1000001→	11.0441-5704.2	250034	ATE
2.0 DTI 16V (F19)	74	08/95→10/01	←	06/97→; → W7999999	11.0441-5202.2	250026	ATE
			←	X1000001→	11.0441-5704.2	250034	ATE
			→	06/97→; → V7999999	13.0441-3506.2	250052	ATE
			→	W1000001→	13.0441-3507.2	250053	ATE
2.0 i 16V (F19)	100	10/95→01/01	←		11.0441-5704.2	250034	ATE
			→	→ V7999999	13.0441-3506.2	250052	ATE
			→	W1000001→	13.0441-3507.2	250053	ATE
2.5 i GSi (F19)	143	03/98→07/00	←		11.0441-5704.2	250034	ATE
			→	→ V7999999	13.0441-3506.2	250052	ATE
2.5 i V6 (F19)	125	09/95→08/00	←		11.0441-5704.2	250034	ATE
			→	→ V7999999	13.0441-3506.2	250052	ATE
2.2 DTI 16V (F19)	92	08/95→10/01	←	09/00→	11.0441-5704.2	250034	ATE
			→	09/00→	13.0441-3507.2	250053	ATE
2.2 i 16V (F19)	108	08/95→10/01	←	09/00→	11.0441-5704.2	250034	ATE
			→	09/00→	13.0441-3507.2	250053	ATE
2.6 i V6 (F19)	125	09/00→03/02	←		11.0441-5704.2	250034	ATE
			→		13.0441-3507.2	250053	ATE

**Bremsschlauch**








1.6 i (F19)	55	08/95→10/01	←	09/95→	2	24.5231-0391.3	331424	L= 391
			→	09/95→	2	24.5233-0200.3	330425	L= 198
1.6 i 16V (F19)	74	08/95→10/01	←	09/95→	2	24.5231-0391.3	331424	L= 391
			→	09/95→	2	24.5233-0200.3	330425	L= 198
1.7 TD (F19)	60	10/95→11/96	←		2	24.5231-0391.3	331424	L= 391
			→		2	24.5233-0200.3	330425	L= 198
1.8 Dualfuel (F19)	92	09/00→03/02	←		2	24.5231-0391.3	331424	L= 391
			→		2	24.5233-0200.3	330425	L= 198
1.8 i 16V (F19)	85	10/95→09/00	←		2	24.5231-0391.3	331424	L= 391
			→		2	24.5233-0200.3	330425	L= 198
1.8 i 16V (F19)	92	09/00→03/02	←		2	24.5231-0391.3	331424	L= 391
			→		2	24.5233-0200.3	330425	L= 198
2.0 i 16V (F19)	100	10/95→01/01	←		2	24.5231-0391.3	331424	L= 391
			→		2	24.5233-0200.3	330425	L= 198
2.5 i GSi (F19)	143	03/98→07/00	←		2	24.5231-0391.3	331424	L= 391
			→		2	24.5233-0200.3	330425	L= 198
2.5 i V6 (F19)	125	09/95→08/00	←		2	24.5231-0391.3	331424	L= 391
			→		2	24.5233-0200.3	330425	L= 198
2.6 i V6 (F19)	125	09/00→03/02	←		2	24.5231-0391.3	331424	L= 391
			→		2	24.5233-0200.3	330425	L= 198
2.0 DI 16V (F19)	60	08/95→10/01	←	11/96→	2	24.5231-0391.3	331424	L= 391
			→	11/96→	2	24.5233-0200.3	330425	L= 198
2.0 DTI 16V (F19)	74	08/95→10/01	←	06/97→	2	24.5231-0391.3	331424	L= 391
			→	06/97→	2	24.5233-0200.3	330425	L= 198
2.2 DTI 16V (F19)	92	08/95→10/01	←	09/00→	2	24.5231-0391.3	331424	L= 391
			→	09/00→	2	24.5233-0200.3	330425	L= 198
2.2 i 16V (F19)	108	08/95→10/01	←	09/00→	2	24.5231-0391.3	331424	L= 391
			→	09/00→	2	24.5233-0200.3	330425	L= 198

**VAUXHALL - VECTRA Mk II (C) (Z02) 01/00→10/08**








**Bremssattel**








1.8	103	01/06→07/08	←	<input type="checkbox"/> ; für Fahrzeuge mit Sportfahrwerk; für Polizeifahrzeuge	11.9571-9779.2	220657	ATE Ø 57 - Halter
			←	<input type="checkbox"/> ; für Fahrzeuge mit Sportfahrwerk; für Polizeifahrzeuge	11.9571-9780.2	220658	ATE Ø 57 - Halter
			←	<input type="checkbox"/> ; für Fahrzeuge mit Sportfahrwerk; nur paarweise austauschen	11.9571-9781.2	220659	ATE Ø 57 - Halter
			→	<input type="checkbox"/>	11.9387-7003.2	220567	ATE Ø 38 - Halter
			→	<input type="checkbox"/>	11.9387-7004.2	220568	ATE Ø 38 - Halter
			→	<input type="checkbox"/> ; V	11.9387-7005.2	220569	ATE Ø 38 - Halter
			→	<input type="checkbox"/> ; V	11.9387-7006.2	220570	ATE Ø 38 - Halter
			1.8 16V	90	04/02→07/08	←	<input type="checkbox"/> ; für Fahrzeuge ohne Sportfahrwerk; nur paarweise austauschen
→	<input type="checkbox"/>	11.9387-7003.2				220567	ATE Ø 38 - Halter
→	<input type="checkbox"/>	11.9387-7004.2				220568	ATE Ø 38 - Halter
→	<input type="checkbox"/> ; V	11.9387-7005.2				220569	ATE Ø 38 - Halter
1.8 16V Dualfuel	90	04/02→07/08	←	<input type="checkbox"/> ; für Fahrzeuge ohne Sportfahrwerk; nur paarweise austauschen	11.9571-9781.2	220659	ATE Ø 57 - Halter
			→	<input type="checkbox"/>	11.9387-7003.2	220567	ATE Ø 38 - Halter
2.2 DTI 16V	92	04/02→10/08	←	<input type="checkbox"/> ; für Fahrzeuge ohne Sportfahrwerk; nur paarweise austauschen	11.9571-9781.2	220659	ATE Ø 57 - Halter
			→	<input type="checkbox"/>	11.9387-7003.2	220567	ATE Ø 38 - Halter
1.9 CDTI	88	04/02→09/08	←	<input type="checkbox"/> ; 04/04→; nur paarweise austauschen	11.9571-9781.2	220659	ATE Ø 57 - Halter
			→	<input type="checkbox"/> ; 04/04→	11.9387-7003.2	220567	ATE Ø 38 - Halter























































	kw			 	! #		
<b>VAUXHALL - VECTRA Mk II (C) (Z02) 01/00→10/08</b>							
<b>Bremssattel</b>							
1.9 CDTi	88	04/02→09/08	➔	☐; 04/04→		11.9387-7004.2 220568	ATE Ø 38 - Halter
			➔	☐; 04/04→; V		11.9387-7005.2 220569	ATE Ø 38 - Halter
			➔	☐; 04/04→; V		11.9387-7006.2 220570	ATE Ø 38 - Halter
1.9 CDTi 16V 2.0 DTi 16V	110 74	04/04→08/08 04/02→10/08	➔	☐; nur paarweise austauschen		11.9571-9781.2 220659	ATE Ø 57 - Halter
			➔	☐		11.9387-7003.2 220567	ATE Ø 38 - Halter
			➔	☐		11.9387-7004.2 220568	ATE Ø 38 - Halter
			➔	☐; V		11.9387-7005.2 220569	ATE Ø 38 - Halter
			➔	☐; V		11.9387-7006.2 220570	ATE Ø 38 - Halter
2.0 16V Turbo	129	01/00→10/08	➔	☐; 03/03→		11.9387-7003.2 220567	ATE Ø 38 - Halter
			➔	☐; 03/03→		11.9387-7004.2 220568	ATE Ø 38 - Halter
			➔	☐; 03/03→; V		11.9387-7005.2 220569	ATE Ø 38 - Halter
			➔	☐; 03/03→; V		11.9387-7006.2 220570	ATE Ø 38 - Halter
2.2 16V	108	01/02→10/08	➔	☐; 04/02→; für Fahrzeuge ohne Sportfahrwerk; nur paarweise austauschen		11.9571-9781.2 220659	ATE Ø 57 - Halter
			➔	☐; 04/02→		11.9387-7003.2 220567	ATE Ø 38 - Halter
			➔	☐; 04/02→		11.9387-7004.2 220568	ATE Ø 38 - Halter
			➔	☐; 04/02→; V		11.9387-7005.2 220569	ATE Ø 38 - Halter
			➔	☐; 04/02→; V		11.9387-7006.2 220570	ATE Ø 38 - Halter
2.2 direct	114	01/02→10/08	➔	☐; 10/03→; für Fahrzeuge ohne Sportfahrwerk; nur paarweise austauschen		11.9571-9781.2 220659	ATE Ø 57 - Halter
			➔	☐; 10/03→		11.9387-7003.2 220567	ATE Ø 38 - Halter
			➔	☐; 10/03→		11.9387-7004.2 220568	ATE Ø 38 - Halter
			➔	☐; 10/03→; V		11.9387-7005.2 220569	ATE Ø 38 - Halter
			➔	☐; 10/03→; V		11.9387-7006.2 220570	ATE Ø 38 - Halter
3.0 CDTi	135	08/05→07/08	➔	☐; 61000001→		11.9606-9971.2 220589	ATE Ø 60 - Halter
			➔	☐; 61000001→		11.9606-9972.2 220590	ATE Ø 60 - Halter
			➔	☐		11.9387-7003.2 220567	ATE Ø 38 - Halter
			➔	☐		11.9387-7004.2 220568	ATE Ø 38 - Halter
			➔	☐; V		11.9387-7005.2 220569	ATE Ø 38 - Halter
			➔	☐; V		11.9387-7006.2 220570	ATE Ø 38 - Halter
3.0 V6 CDTi 3.2 V6	130 155	06/03→08/05 06/03→07/08	➔	☐; 31070294→		11.9606-9971.2 220589	ATE Ø 60 - Halter
			➔	☐; 31070294→		11.9606-9972.2 220590	ATE Ø 60 - Halter
			➔	☐		11.9387-7003.2 220567	ATE Ø 38 - Halter
			➔	☐		11.9387-7004.2 220568	ATE Ø 38 - Halter
			➔	☐; V		11.9387-7005.2 220569	ATE Ø 38 - Halter
			➔	☐; V		11.9387-7006.2 220570	ATE Ø 38 - Halter
<b>Bremssattelachssatz</b>							
1.8 16V 1.8 16V Dualfuel 2.2 DTi 16V	90 90 92	04/02→07/08 04/02→07/08 04/02→10/08	➔	für Fahrzeuge mit Sportfahrwerk	2	11.0530-0004.2 220933	ATE Ø 57 - Halter
2.0 16V Turbo	129	01/00→10/08	➔	03/03→	2	11.0530-0004.2 220933	ATE Ø 57 - Halter
2.2 16V	108	01/02→10/08	➔	04/02→; für Fahrzeuge mit Sportfahrwerk	2	11.0530-0004.2 220933	ATE Ø 57 - Halter
2.2 direct	114	01/02→10/08	➔	10/03→; für Fahrzeuge mit Sportfahrwerk	2	11.0530-0004.2 220933	ATE Ø 57 - Halter
3.0 V6 CDTi 3.2 V6	130 155	06/03→08/05 06/03→07/08	➔	→ 31070293	2	11.0530-0004.2 220933	ATE Ø 57 - Halter
<b>Halter, Bremssattel</b>							
1.8 1.8 16V 1.8 16V Dualfuel 1.9 CDTi 16V 2.0 DTi 16V 2.2 DTi 16V 3.0 CDTi 3.0 V6 CDTi 3.2 V6	103 90 90 110 74 92 135 130 155	01/06→07/08 04/02→07/08 04/02→07/08 04/04→08/08 04/02→10/08 04/02→10/08 08/05→07/08 06/03→08/05 06/03→07/08	➔			11.8170-0633.1 260117	ATE
1.9 CDTi	88	04/02→09/08	➔	04/04→		11.8170-0633.1 260117	ATE
↓							










	kw			 	! #		
<b>VAUXHALL - VECTRA Mk II (C) (Z02) 01/00→10/08</b>							
<b>Halter, Bremssattel</b>							
2.0 16V Turbo	129	01/00→10/08	➡	03/03→		11.8170-0633.1 260117	ATE
2.2 16V	108	01/02→10/08	➡	04/02→		11.8170-0633.1 260117	ATE
2.2 direct	114	01/02→10/08	➡	10/03→		11.8170-0633.1 260117	ATE
<b>Feder, Bremssattel</b>							
1.8	103	01/06→07/08		für Fahrzeuge mit Sportfahrwerk	2	11.8116-0295.2 390524	ATE
					2	11.8116-0340.1 390595	ATE
			⬅	für Fahrzeuge mit Sportfahrwerk; für Polizeifahrzeuge	2	11.8116-0356.1 390586	ATE
			⬅	für Fahrzeuge mit Sportfahrwerk	2	11.8116-0356.1 390586	ATE
			➡	V	2	11.8116-0340.1 390595	ATE
1.8 16V 1.8 16V Dualfuel 2.2 DTI 16V	90 90 92	04/02→07/08 04/02→07/08 04/02→10/08		für Fahrzeuge ohne Sportfahrwerk	2	11.8116-0295.2 390524	ATE
				für Fahrzeuge mit Sportfahrwerk	2	11.8116-0325.2 390461	ATE
					2	11.8116-0340.1 390595	ATE
			⬅	für Fahrzeuge ohne Sportfahrwerk	2	11.8116-0356.1 390586	ATE
			➡	V	2	11.8116-0340.1 390595	ATE
1.9 CDTI	88	04/02→09/08		04/04→	2	11.8116-0295.2 390524	ATE
				04/04→	2	11.8116-0340.1 390595	ATE
			⬅	04/04→	2	11.8116-0356.1 390586	ATE
			➡	04/04→; V	2	11.8116-0340.1 390595	ATE
1.9 CDTI 16V 2.0 DTI 16V	110 74	04/04→08/08 04/02→10/08			2	11.8116-0295.2 390524	ATE
					2	11.8116-0340.1 390595	ATE
			⬅		2	11.8116-0356.1 390586	ATE
		➡	V	2	11.8116-0340.1 390595	ATE	
2.0 16V Turbo	129	01/00→10/08		03/03→	2	11.8116-0325.2 390461	ATE
				03/03→	2	11.8116-0340.1 390595	ATE
			➡	03/03→; V	2	11.8116-0340.1 390595	ATE
2.2 16V	108	01/02→10/08		04/02→; für Fahrzeuge ohne Sportfahrwerk	2	11.8116-0295.2 390524	ATE
				04/02→; für Fahrzeuge mit Sportfahrwerk	2	11.8116-0325.2 390461	ATE
				04/02→	2	11.8116-0340.1 390595	ATE
			⬅	04/02→; für Fahrzeuge ohne Sportfahrwerk	2	11.8116-0356.1 390586	ATE
			➡	04/02→; V	2	11.8116-0340.1 390595	ATE
2.2 direct	114	01/02→10/08		10/03→; für Fahrzeuge ohne Sportfahrwerk	2	11.8116-0295.2 390524	ATE
				10/03→; für Fahrzeuge mit Sportfahrwerk	2	11.8116-0325.2 390461	ATE
				10/03→	2	11.8116-0340.1 390595	ATE
			⬅	10/03→; für Fahrzeuge ohne Sportfahrwerk	2	11.8116-0356.1 390586	ATE
			➡	10/03→; V	2	11.8116-0340.1 390595	ATE
3.0 CDTi	135	08/05→07/08			2	11.8116-0340.1 390595	ATE
			⬅	61000001→	2	11.8116-0345.2 390596	ATE
			➡	V	2	11.8116-0340.1 390595	ATE
3.0 V6 CDTI 3.2 V6	130 155	06/03→08/05 06/03→07/08		→ 31070293	2	11.8116-0325.2 390461	ATE
					2	11.8116-0340.1 390595	ATE
			⬅	31070294→	2	11.8116-0345.2 390596	ATE
			➡	V	2	11.8116-0340.1 390595	ATE
<b>Führungshülzensatz, Bremssattel</b>							
1.8	103	01/06→07/08	⬅	für Fahrzeuge mit Sportfahrwerk; für Polizeifahrzeuge		11.0101-5407.2 260011	ATE
			⬅	für Fahrzeuge mit Sportfahrwerk		11.0101-5407.2 260011	ATE
			➡			11.0101-5407.2 260011	ATE
			➡	V		11.0101-5407.2 260011	ATE
1.8 16V 1.8 16V Dualfuel 1.9 CDTI 16V 2.0 DTI 16V 2.2 DTI 16V	90 90 110 74 92	04/02→07/08 04/02→07/08 04/04→08/08 04/02→10/08 04/02→10/08	⬅			11.0101-5407.2 260011	ATE
			➡	V		11.0101-5407.2 260011	ATE
			➡			11.0101-5407.2 260011	ATE
			↓				

	kW			 	! #				
<b>VAUXHALL - VECTRA Mk II (C) (Z02) 01/00→10/08</b>									
<b>Führungshülzensatz, Bremssattel</b>									
1.9 CDTI	88	04/02→09/08	←	04/04→		11.0101-5407.2 260011	ATE		
			→	04/04→		11.0101-5407.2 260011	ATE		
			→	04/04→; V		11.0101-5407.2 260011	ATE		
2.0 16V Turbo	129	01/00→10/08	←	03/03→		11.0101-5407.2 260011	ATE		
			→	03/03→; V		11.0101-5407.2 260011	ATE		
			→	03/03→		11.0101-5407.2 260011	ATE		
2.2 16V	108	01/02→10/08	←	04/02→		11.0101-5407.2 260011	ATE		
			→	04/02→; V		11.0101-5407.2 260011	ATE		
			→	04/02→		11.0101-5407.2 260011	ATE		
2.2 direct	114	01/02→10/08	←	10/03→		11.0101-5407.2 260011	ATE		
			→	10/03→; V		11.0101-5407.2 260011	ATE		
			→	10/03→		11.0101-5407.2 260011	ATE		
3.0 CDTi	135	08/05→07/08	←	61000001→		11.0101-5407.2 260011	ATE		
			→			11.0101-5407.2 260011	ATE		
			→	V		11.0101-5407.2 260011	ATE		
3.0 V6 CDTI 3.2 V6	130 155	06/03→08/05 06/03→07/08	←	→ 31070293		11.0101-5407.2 260011	ATE		
			←	31070294→		11.0101-5407.2 260011	ATE		
			→	V		11.0101-5407.2 260011	ATE		
			→			11.0101-5407.2 260011	ATE		
<b>Führungsbolzen, Bremssattel</b>									
1.8	103	01/06→07/08		für Fahrzeuge mit Sportfahrwerk; für Polizeifahrzeuge		11.8171-0008.1 990049	ATE		
				V		11.8171-0008.1 990049	ATE		
				für Fahrzeuge mit Sportfahrwerk		11.8171-0008.1 990049	ATE		
						11.8171-0008.1 990049	ATE		
1.8 16V 1.8 16V Dualfuel 1.9 CDTI 16V 2.0 DTI 16V 2.2 DTI 16V	90 90 110 74 92	04/02→07/08 04/02→07/08 04/04→08/08 04/02→10/08 04/02→10/08		V		11.8171-0008.1 990049	ATE		
						11.8171-0008.1 990049	ATE		
						11.8171-0008.1 990049	ATE		
						11.8171-0008.1 990049	ATE		
						11.8171-0008.1 990049	ATE		
1.9 CDTI	88	04/02→09/08		04/04→		11.8171-0008.1 990049	ATE		
				04/04→		11.8171-0008.1 990049	ATE		
				04/04→; V		11.8171-0008.1 990049	ATE		
2.0 16V Turbo	129	01/00→10/08		03/03→		11.8171-0008.1 990049	ATE		
				03/03→		11.8171-0008.1 990049	ATE		
				03/03→; V		11.8171-0008.1 990049	ATE		
2.2 16V	108	01/02→10/08		04/02→; V		11.8171-0008.1 990049	ATE		
				04/02→		11.8171-0008.1 990049	ATE		
				04/02→		11.8171-0008.1 990049	ATE		
2.2 direct	114	01/02→10/08		10/03→		11.8171-0008.1 990049	ATE		
				10/03→; V		11.8171-0008.1 990049	ATE		
				10/03→		11.8171-0008.1 990049	ATE		
3.0 CDTi	135	08/05→07/08		V		11.8171-0008.1 990049	ATE		
						11.8171-0008.1 990049	ATE		
				61000001→		11.8171-0008.1 990049	ATE		
3.0 V6 CDTI 3.2 V6	130 155	06/03→08/05 06/03→07/08		V		11.8171-0008.1 990049	ATE		
				31070294→		11.8171-0008.1 990049	ATE		
				→ 31070293		11.8171-0008.1 990049	ATE		
<b>Dichtungssatz, Bremssattel</b>									
3.0 CDTi	135	08/05→07/08	←	61000001→		11.0441-6008.2 250038	ATE für Kolben-Ø [mm]: 60		
3.0 V6 CDTI 3.2 V6	130 155	06/03→08/05 06/03→07/08	←	31070294→		11.0441-6008.2 250038	ATE für Kolben-Ø [mm]: 60		
<b>Bremsschlauch</b>									
1.8 1.8 16V 1.8 16V Dualfuel 1.9 CDTI 16V 2.0 DTI 16V ↓	103 90 90 110 74	01/06→07/08 04/02→07/08 04/02→07/08 04/04→08/08 04/02→10/08	←		2	83.7807-0412.3 331098	L= 412		
			→		2	24.5259-0315.3 330882	L= 315		

	kw			 	! #			
<b>VAUXHALL - VECTRA Mk II (C) (Z02) 01/00→10/08</b>								
 <b>Bremsschlauch</b>								
2.2 DTI 16V	92	04/02→10/08	←		2	83.7807-0412.3	331098	L= 412
3.0 CDTi	135	08/05→07/08	→		2	24.5259-0315.3	330882	L= 315
3.0 V6 CDTi	130	06/03→08/05						
3.2 V6	155	06/03→07/08						
1.9 CDTi	88	04/02→09/08	←	04/04→	2	83.7807-0412.3	331098	L= 412
			→	04/04→	2	24.5259-0315.3	330882	L= 315
2.0 16V Turbo	129	01/00→10/08	←	03/03→	2	83.7807-0412.3	331098	L= 412
			→	03/03→	2	24.5259-0315.3	330882	L= 315
2.2 16V	108	01/02→10/08	←	04/02→	2	83.7807-0412.3	331098	L= 412
			→	04/02→	2	24.5259-0315.3	330882	L= 315
2.2 direct	114	01/02→10/08	←	10/03→	2	83.7807-0412.3	331098	L= 412
			→	10/03→	2	24.5259-0315.3	330882	L= 315
<b>VAUXHALL - VECTRA Mk II (C) CC (Z02) 08/02→07/08</b>								
 <b>Bremssattel</b>								
1.8	103	01/06→07/08	←	 ; für Fahrzeuge mit Sportfahrwerk; für Polizeifahrzeuge		11.9571-9779.2	220657	ATE Ø 57 - Halter
			←	 ; für Fahrzeuge mit Sportfahrwerk; für Polizeifahrzeuge		11.9571-9780.2	220658	ATE Ø 57 - Halter
			←	 ; für Fahrzeuge mit Sportfahrwerk; nur paarweise austauschen		11.9571-9781.2	220659	ATE Ø 57 - Halter
			→			11.9387-7003.2	220567	ATE Ø 38 - Halter
			→			11.9387-7004.2	220568	ATE Ø 38 - Halter
			→	 ; V		11.9387-7005.2	220569	ATE Ø 38 - Halter
			→	 ; V		11.9387-7006.2	220570	ATE Ø 38 - Halter
1.8 16V	90	08/02→07/08	←	 ; für Fahrzeuge ohne Sportfahrwerk; nur paarweise austauschen		11.9571-9781.2	220659	ATE Ø 57 - Halter
1.8 16V Dualfuel	90	08/02→07/08						
2.2 16V	108	08/02→07/08	→			11.9387-7003.2	220567	ATE Ø 38 - Halter
2.2 direct	114	10/03→08/05	→			11.9387-7004.2	220568	ATE Ø 38 - Halter
2.2 DTI 16V	92	08/02→07/08	→			11.9387-7004.2	220568	ATE Ø 38 - Halter
			→	 ; V		11.9387-7005.2	220569	ATE Ø 38 - Halter
			→	 ; V		11.9387-7006.2	220570	ATE Ø 38 - Halter
1.9 CDTi	88	08/02→07/08	←	 ; 04/04→; nur paarweise austauschen		11.9571-9781.2	220659	ATE Ø 57 - Halter
			→	 ; 04/04→		11.9387-7003.2	220567	ATE Ø 38 - Halter
			→	 ; 04/04→		11.9387-7004.2	220568	ATE Ø 38 - Halter
			→	 ; 04/04→; V		11.9387-7005.2	220569	ATE Ø 38 - Halter
			→	 ; 04/04→; V		11.9387-7006.2	220570	ATE Ø 38 - Halter
1.9 CDTi 16V	110	04/04→07/08	←	 ; nur paarweise austauschen		11.9571-9781.2	220659	ATE Ø 57 - Halter
2.0 DTI 16V	74	08/02→07/08	→			11.9387-7003.2	220567	ATE Ø 38 - Halter
			→			11.9387-7004.2	220568	ATE Ø 38 - Halter
			→	 ; V		11.9387-7005.2	220569	ATE Ø 38 - Halter
			→	 ; V		11.9387-7006.2	220570	ATE Ø 38 - Halter
2.0 16V Turbo	129	03/03→07/08	→			11.9387-7003.2	220567	ATE Ø 38 - Halter
			→			11.9387-7004.2	220568	ATE Ø 38 - Halter
			→	 ; V		11.9387-7005.2	220569	ATE Ø 38 - Halter
			→	 ; V		11.9387-7006.2	220570	ATE Ø 38 - Halter
2.8 V6 Turbo	169	08/05→07/08	←	 ; 61000001→; - OPC / -VXR		11.9606-9971.2	220589	ATE Ø 60 - Halter
2.8 V6 Turbo	184	08/06→07/08	←	 ; 61000001→; + OPC / +VXR		11.9606-9971.2	220589	ATE Ø 60 - Halter
			←	 ; 61000001→; - OPC / -VXR		11.9606-9972.2	220590	ATE Ø 60 - Halter
			←	 ; 61000001→; + OPC / +VXR		11.9606-9972.2	220590	ATE Ø 60 - Halter
			→			11.9387-7003.2	220567	ATE Ø 38 - Halter
			→			11.9387-7004.2	220568	ATE Ø 38 - Halter
			→	 ; V		11.9387-7005.2	220569	ATE Ø 38 - Halter
			→	 ; V		11.9387-7006.2	220570	ATE Ø 38 - Halter
2.8 V6 Turbo	188	08/05→07/08	←	 ; 61000001→		11.9576-9945.2	220931	ATE Ø 57 - Halter
2.8 V6 Turbo	206	08/06→07/08	←	; 61000001→		11.9576-9946.2	220932	ATE Ø 57 - Halter
			→			11.9387-7005.2	220569	ATE Ø 38 - Halter
↓								

	kw			 	! #		
<b>VAUXHALL - VECTRA Mk II (C) CC (Z02) 08/02→07/08</b>							
<b>Bremssattel</b>							
2.8 V6 Turbo	188	08/05→07/08	→	☐		11.9387-7006.2 220570	ATE Ø 38 - Halter
2.8 V6 Turbo	206	08/06→07/08	→	☐			
3.0 CDTi	135	08/05→07/08	←	☐; 61000001→		11.9606-9971.2 220589	ATE Ø 60 - Halter
			←	☐; 61000001→		11.9606-9972.2 220590	ATE Ø 60 - Halter
			→	☐		11.9387-7003.2 220567	ATE Ø 38 - Halter
			→	☐		11.9387-7004.2 220568	ATE Ø 38 - Halter
			→	☐; V		11.9387-7005.2 220569	ATE Ø 38 - Halter
			→	☐; V		11.9387-7006.2 220570	ATE Ø 38 - Halter
3.0 V6 CDTI 3.2 V6	130 155	06/03→08/05 08/02→07/08	←	☐; 31070294→		11.9606-9971.2 220589	ATE Ø 60 - Halter
			←	☐; 31070294→		11.9606-9972.2 220590	ATE Ø 60 - Halter
			→	☐		11.9387-7003.2 220567	ATE Ø 38 - Halter
			→	☐		11.9387-7004.2 220568	ATE Ø 38 - Halter
			→	☐; V		11.9387-7005.2 220569	ATE Ø 38 - Halter
			→	☐; V		11.9387-7006.2 220570	ATE Ø 38 - Halter
<b>Bremssattelachssatz</b>							
1.8 16V	90	08/02→07/08	←	für Fahrzeuge mit Sportfahrwerk	2	11.0530-0004.2 220933	ATE Ø 57 - Halter
1.8 16V Dualfuel	90	08/02→07/08	←				
2.2 16V	108	08/02→07/08	←				
2.2 direct	114	10/03→08/05	←				
2.2 DTI 16V	92	08/02→07/08	←				
2.0 16V Turbo	129	03/03→07/08	←		2	11.0530-0004.2 220933	ATE Ø 57 - Halter
3.0 V6 CDTI	130	06/03→08/05	←	→ 31070293	2	11.0530-0004.2 220933	ATE Ø 57 - Halter
3.2 V6	155	08/02→07/08	←				
<b>Halter, Bremssattel</b>							
1.8	103	01/06→07/08	→			11.8170-0633.1 260117	ATE
1.8 16V	90	08/02→07/08	→				
1.8 16V Dualfuel	90	08/02→07/08	→				
1.9 CDTI 16V	110	04/04→07/08	→				
2.0 16V Turbo	129	03/03→07/08	→				
2.0 DTI 16V	74	08/02→07/08	→				
2.2 16V	108	08/02→07/08	→				
2.2 direct	114	10/03→08/05	→				
2.2 DTI 16V	92	08/02→07/08	→				
2.8 V6 Turbo	169	08/05→07/08	→				
2.8 V6 Turbo	184	08/06→07/08	→				
3.0 CDTi	135	08/05→07/08	→				
3.0 V6 CDTI	130	06/03→08/05	→				
3.2 V6	155	08/02→07/08	→				
1.9 CDTI	88	08/02→07/08	→	04/04→		11.8170-0633.1 260117	ATE
<b>Feder, Bremssattel</b>							
1.8	103	01/06→07/08		für Fahrzeuge mit Sportfahrwerk	2	11.8116-0295.2 390524	ATE
					2	11.8116-0340.1 390595	ATE
			←	für Fahrzeuge mit Sportfahrwerk; für Polizeifahrzeuge	2	11.8116-0356.1 390586	ATE
			←	für Fahrzeuge mit Sportfahrwerk	2	11.8116-0356.1 390586	ATE
			→	V	2	11.8116-0340.1 390595	ATE
1.8 16V 1.8 16V Dualfuel 2.2 16V 2.2 direct 2.2 DTI 16V	90 90 108 114 92	08/02→07/08 08/02→07/08 08/02→07/08 10/03→08/05 08/02→07/08		für Fahrzeuge ohne Sportfahrwerk	2	11.8116-0295.2 390524	ATE
				für Fahrzeuge mit Sportfahrwerk	2	11.8116-0325.2 390461	ATE
					2	11.8116-0340.1 390595	ATE
			←	für Fahrzeuge ohne Sportfahrwerk	2	11.8116-0356.1 390586	ATE
			→	V	2	11.8116-0340.1 390595	ATE
					2	11.8116-0340.1 390595	ATE
1.9 CDTI	88	08/02→07/08		04/04→	2	11.8116-0295.2 390524	ATE
				04/04→	2	11.8116-0340.1 390595	ATE
			←	04/04→	2	11.8116-0356.1 390586	ATE
			→	04/04→; V	2	11.8116-0340.1 390595	ATE
					2	11.8116-0340.1 390595	ATE
1.9 CDTI 16V 2.0 DTI 16V	110 74	04/04→07/08 08/02→07/08			2	11.8116-0295.2 390524	ATE
					2	11.8116-0340.1 390595	ATE
			←		2	11.8116-0356.1 390586	ATE
		2	11.8116-0340.1 390595	ATE			
2.0 16V Turbo	129	03/03→07/08			2	11.8116-0325.2 390461	ATE
					2	11.8116-0340.1 390595	ATE
					2	11.8116-0340.1 390595	ATE
↓							



	kW			 	! #		
<b>VAUXHALL - VECTRA Mk II (C) CC (Z02) 08/02→07/08</b>							
<b>Feder, Bremssattel</b>							
2.0 16V Turbo	129	03/03→07/08	➔	V	2	11.8116-0340.1 390595	ATE
2.8 V6 Turbo	169	08/05→07/08			2	11.8116-0340.1 390595	ATE
2.8 V6 Turbo	184	08/06→07/08	➔	61000001→; + OPC / +VXR	2	11.8116-0345.2 390596	ATE
			➔	61000001→; - OPC / -VXR	2	11.8116-0345.2 390596	ATE
			➔	V	2	11.8116-0340.1 390595	ATE
2.8 V6 Turbo	188	08/05→07/08		61000001→	2	11.8116-0410.2 390589	ATE
2.8 V6 Turbo	206	08/06→07/08	➔		2	11.8116-0340.1 390595	ATE
3.0 CDTi	135	08/05→07/08			2	11.8116-0340.1 390595	ATE
			➔	61000001→	2	11.8116-0345.2 390596	ATE
			➔	V	2	11.8116-0340.1 390595	ATE
3.0 V6 CDTI	130	06/03→08/05		→ 31070293	2	11.8116-0325.2 390461	ATE
3.2 V6	155	08/02→07/08			2	11.8116-0340.1 390595	ATE
			➔	31070294→	2	11.8116-0345.2 390596	ATE
			➔	V	2	11.8116-0340.1 390595	ATE
<b>Führungshülzensatz, Bremssattel</b>							
1.8	103	01/06→07/08	➔	für Fahrzeuge mit Sportfahrwerk; für Polizeifahrzeuge		11.0101-5407.2 260011	ATE
			➔	für Fahrzeuge mit Sportfahrwerk		11.0101-5407.2 260011	ATE
			➔			11.0101-5407.2 260011	ATE
			➔	V		11.0101-5407.2 260011	ATE
1.8 16V	90	08/02→07/08	➔			11.0101-5407.2 260011	ATE
1.8 16V Dualfuel	90	08/02→07/08	➔	V		11.0101-5407.2 260011	ATE
1.9 CDTI 16V	110	04/04→07/08	➔			11.0101-5407.2 260011	ATE
2.0 16V Turbo	129	03/03→07/08	➔			11.0101-5407.2 260011	ATE
2.0 DTI 16V	74	08/02→07/08					
2.2 16V	108	08/02→07/08					
2.2 direct	114	10/03→08/05					
2.2 DTI 16V	92	08/02→07/08					
1.9 CDTI	88	08/02→07/08	➔	04/04→		11.0101-5407.2 260011	ATE
			➔	04/04→		11.0101-5407.2 260011	ATE
			➔	04/04→; V		11.0101-5407.2 260011	ATE
2.8 V6 Turbo	169	08/05→07/08	➔	61000001→; + OPC / +VXR		11.0101-5407.2 260011	ATE
2.8 V6 Turbo	184	08/06→07/08	➔	61000001→; - OPC / -VXR		11.0101-5407.2 260011	ATE
			➔			11.0101-5407.2 260011	ATE
			➔	V		11.0101-5407.2 260011	ATE
2.8 V6 Turbo	188	08/05→07/08	➔	61000001→		11.0101-5407.2 260011	ATE
2.8 V6 Turbo	206	08/06→07/08	➔			11.0101-5407.2 260011	ATE
3.0 CDTi	135	08/05→07/08	➔	61000001→		11.0101-5407.2 260011	ATE
			➔			11.0101-5407.2 260011	ATE
			➔	V		11.0101-5407.2 260011	ATE
3.0 V6 CDTI	130	06/03→08/05	➔	→ 31070293		11.0101-5407.2 260011	ATE
3.2 V6	155	08/02→07/08	➔	31070294→		11.0101-5407.2 260011	ATE
			➔	V		11.0101-5407.2 260011	ATE
			➔			11.0101-5407.2 260011	ATE
<b>Führungsbolzen, Bremssattel</b>							
1.8	103	01/06→07/08		für Fahrzeuge mit Sportfahrwerk; für Polizeifahrzeuge		11.8171-0008.1 990049	ATE
				V		11.8171-0008.1 990049	ATE
				für Fahrzeuge mit Sportfahrwerk		11.8171-0008.1 990049	ATE
						11.8171-0008.1 990049	ATE
1.8 16V	90	08/02→07/08		V		11.8171-0008.1 990049	ATE
1.8 16V Dualfuel	90	08/02→07/08					
1.9 CDTI 16V	110	04/04→07/08					
2.0 16V Turbo	129	03/03→07/08					
2.0 DTI 16V	74	08/02→07/08					
2.2 16V	108	08/02→07/08					
2.2 direct	114	10/03→08/05					
2.2 DTI 16V	92	08/02→07/08					
1.9 CDTI	88	08/02→07/08		04/04→		11.8171-0008.1 990049	ATE
				04/04→		11.8171-0008.1 990049	ATE
↓							

**VAUXHALL - VECTRA Mk II (C) CC (Z02) 08/02→07/08**

**Führungsbolzen, Bremsattel**

1.9 CDTi	88	08/02→07/08		04/04→; V		11.8171-0008.1	990049	ATE
2.8 V6 Turbo	169	08/05→07/08				11.8171-0008.1	990049	ATE
2.8 V6 Turbo	184	08/06→07/08		V		11.8171-0008.1	990049	ATE
				61000001→; + OPC / +VXR		11.8171-0008.1	990049	ATE
				61000001→; - OPC / -VXR		11.8171-0008.1	990049	ATE
2.8 V6 Turbo	188	08/05→07/08		61000001→		11.8171-0008.1	990049	ATE
2.8 V6 Turbo	206	08/06→07/08				11.8171-0008.1	990049	ATE
3.0 CDTi	135	08/05→07/08		V		11.8171-0008.1	990049	ATE
						11.8171-0008.1	990049	ATE
				61000001→		11.8171-0008.1	990049	ATE
3.0 V6 CDTi	130	06/03→08/05				11.8171-0008.1	990049	ATE
3.2 V6	155	08/02→07/08		V		11.8171-0008.1	990049	ATE
				31070294→		11.8171-0008.1	990049	ATE
				→ 31070293		11.8171-0008.1	990049	ATE

**Dichtungssatz, Bremsattel**

2.8 V6 Turbo	169	08/05→07/08	←	61000001→; - OPC / -VXR		11.0441-6008.2	250038	ATE für Kolben-Ø [mm]: 60
2.8 V6 Turbo	184	08/06→07/08						
3.0 CDTi	135	08/05→07/08	←	61000001→		11.0441-6008.2	250038	ATE für Kolben-Ø [mm]: 60
3.0 V6 CDTi	130	06/03→08/05	←	31070294→		11.0441-6008.2	250038	ATE für Kolben-Ø [mm]: 60
3.2 V6	155	08/02→07/08						

**Bremsschlauch**


























































1.8	103	01/06→07/08	←		2	83.7807-0412.3	331098	L= 412
1.8 16V	90	08/02→07/08						
1.8 16V Dualfuel	90	08/02→07/08	→		2	24.5259-0315.3	330882	L= 315
1.9 CDTi 16V	110	04/04→07/08						
2.0 16V Turbo	129	03/03→07/08						
2.0 DTi 16V	74	08/02→07/08						
2.2 16V	108	08/02→07/08						
2.2 direct	114	10/03→08/05						
2.2 DTi 16V	92	08/02→07/08						
2.8 V6 Turbo	169	08/05→07/08						
2.8 V6 Turbo	184	08/06→07/08						
2.8 V6 Turbo	188	08/05→07/08						
2.8 V6 Turbo	206	08/06→07/08						
3.0 CDTi	135	08/05→07/08						
3.0 V6 CDTi	130	06/03→08/05						
3.2 V6	155	08/02→07/08						
1.9 CDTi	88	08/02→07/08	←	04/04→	2	83.7807-0412.3	331098	L= 412
			→	04/04→	2	24.5259-0315.3	330882	L= 315








**VAUXHALL - VECTRA Mk II (C) Kombi (Z02) 10/03→05/09**








**Bremsattel**







1.8	103	01/06→07/08	←	☐; für Fahrzeuge mit Sportfahrwerk; für Polizeifahrzeuge		11.9571-9779.2	220657	ATE Ø 57 - Halter
			←	☐; für Fahrzeuge mit Sportfahrwerk; für Polizeifahrzeuge		11.9571-9780.2	220658	ATE Ø 57 - Halter
			←	☐; für Fahrzeuge mit Sportfahrwerk; nicht für Polizeifahrzeuge; nur paarweise austauschen		11.9571-9781.2	220659	ATE Ø 57 - Halter
			→	☐; → 41085480		11.9407-7001.2	220573	ATE Ø 40 - Halter
			→	☐; → 41085480		11.9407-7002.2	220574	ATE Ø 40 - Halter
			→	☐; → 41085480; V		11.9407-7003.2	220835	ATE Ø 40 - Halter
			→	☐; → 41085480; V		11.9407-7004.2	220836	ATE Ø 40 - Halter
			→	☐; 41085481→		11.9407-7005.2	220637	ATE Ø 40 - Halter
			→	☐; 41085481→		11.9407-7006.2	220638	ATE Ø 40 - Halter
1.8 16V 2.2 direct 2.2 DTi 16V	90 114 92	10/03→08/05 10/03→07/08 10/03→07/08	←	☐; für Fahrzeuge ohne Sportfahrwerk; nur paarweise austauschen		11.9571-9781.2	220659	ATE Ø 57 - Halter
			→	☐; → 41085480		11.9407-7001.2	220573	ATE Ø 40 - Halter
			→	☐; → 41085480		11.9407-7002.2	220574	ATE Ø 40 - Halter
			→	☐; V; → 41085480		11.9407-7003.2	220835	ATE Ø 40 - Halter
			→	☐; V; → 41085480		11.9407-7004.2	220836	ATE Ø 40 - Halter
			→	☐; 41085481→		11.9407-7005.2	220637	ATE Ø 40 - Halter
			→	☐; 41085481→		11.9407-7006.2	220638	ATE Ø 40 - Halter
			↓					
















	kw			 	! #		
<b>VAUXHALL - VECTRA Mk II (C) Kombi (Z02) 10/03→05/09</b>							
 <b>Bremssattel</b>							
1.9 CDTi	88	04/04→07/08	←	 für Fahrzeuge mit Sportfahrwerk; für Polizeifahrzeuge	11.9571-9779.2	220657	ATE Ø 57 - Halter
			←	 für Fahrzeuge mit Sportfahrwerk; für Polizeifahrzeuge	11.9571-9780.2	220658	ATE Ø 57 - Halter
			←	 für Fahrzeuge ohne Sportfahrwerk; nicht für Polizeifahrzeuge; nur paarweise austauschen	11.9571-9781.2	220659	ATE Ø 57 - Halter
			→	 ; → 41085480	11.9407-7001.2	220573	ATE Ø 40 - Halter
			→	 ; → 41085480	11.9407-7002.2	220574	ATE Ø 40 - Halter
			→	 ; V; → 41085480	11.9407-7003.2	220835	ATE Ø 40 - Halter
			→	 ; V; → 41085480	11.9407-7004.2	220836	ATE Ø 40 - Halter
			→	 ; 41085481→	11.9407-7005.2	220637	ATE Ø 40 - Halter
1.9 CDTi 16V	110	04/04→05/09	←	 ; → 10/08; nur paarweise austauschen	11.9571-9781.2	220659	ATE Ø 57 - Halter
			→	 ; → 41085480	11.9407-7001.2	220573	ATE Ø 40 - Halter
			→	 ; → 41085480	11.9407-7002.2	220574	ATE Ø 40 - Halter
			→	 ; V; → 41085480	11.9407-7003.2	220835	ATE Ø 40 - Halter
			→	 ; V; → 41085480	11.9407-7004.2	220836	ATE Ø 40 - Halter
			→	 ; 41085481→; → 10/08	11.9407-7005.2	220637	ATE Ø 40 - Halter
			→	 ; 41085481→; → 10/08	11.9407-7006.2	220638	ATE Ø 40 - Halter
			2.0 16V Turbo	129	10/03→07/08	→	 ; → 41085480
→	 ; → 41085480	11.9407-7002.2				220574	ATE Ø 40 - Halter
→	 ; V; → 41085480	11.9407-7003.2				220835	ATE Ø 40 - Halter
→	 ; V; → 41085480	11.9407-7004.2				220836	ATE Ø 40 - Halter
→	 ; 41085481→	11.9407-7007.2				220867	ATE Ø 40 - Halter
→	 ; 41085481→	11.9407-7008.2				220868	ATE Ø 40 - Halter
2.0 DTi 16V	74	10/03→07/08	←	 ; nur paarweise austauschen	11.9571-9781.2	220659	ATE Ø 57 - Halter
			→	 ; → 41085480	11.9407-7001.2	220573	ATE Ø 40 - Halter
			→	 ; → 41085480	11.9407-7002.2	220574	ATE Ø 40 - Halter
			→	 ; V; → 41085480	11.9407-7003.2	220835	ATE Ø 40 - Halter
			→	 ; V; → 41085480	11.9407-7004.2	220836	ATE Ø 40 - Halter
			→	 ; 41085481→	11.9407-7005.2	220637	ATE Ø 40 - Halter
			→	 ; 41085481→	11.9407-7006.2	220638	ATE Ø 40 - Halter
			2.8 V6 Turbo	169	08/05→07/08	←	 ; 61000001→
←	 ; 61000001→	11.9606-9972.2				220590	ATE Ø 60 - Halter
→	 ; 41085481→	11.9407-7007.2				220867	ATE Ø 40 - Halter
→	 ; 41085481→	11.9407-7008.2				220868	ATE Ø 40 - Halter
2.8 V6 Turbo	188	08/06→07/08				←	 ; 61000001→
			←	 ; 61000001→	11.9576-9946.2	220932	ATE Ø 57 - Halter
			→	 ; → 41085480	11.9407-7007.2	220867	ATE Ø 40 - Halter
			→	 ; → 41085480	11.9407-7008.2	220868	ATE Ø 40 - Halter
			2.8 V6 Turbo	206	10/06→07/08	←	 ; → 41085480
←	 ; → 41085480	11.9576-9946.2				220932	ATE Ø 57 - Halter
→	 ; → 41085480	11.9407-7007.2				220867	ATE Ø 40 - Halter
→	 ; → 41085480	11.9407-7008.2				220868	ATE Ø 40 - Halter
3.0 CDTi	135	08/05→07/08				←	 ; → 41085480
			←	 ; → 41085480	11.9606-9972.2	220590	ATE Ø 60 - Halter
			→	 ; → 41085480	11.9407-7001.2	220573	ATE Ø 40 - Halter
			→	 ; → 41085480	11.9407-7002.2	220574	ATE Ø 40 - Halter
			→	 ; → 41085480; V	11.9407-7003.2	220835	ATE Ø 40 - Halter
			→	 ; → 41085480; V	11.9407-7004.2	220836	ATE Ø 40 - Halter
			→	 ; 41085481→	11.9407-7007.2	220867	ATE Ø 40 - Halter
			→	 ; 41085481→	11.9407-7008.2	220868	ATE Ø 40 - Halter
3.0 V6 CDTi 3.2 V6 ↓	130	10/03→08/05	←	 ; 31070294→	11.9606-9971.2	220589	ATE Ø 60 - Halter
	155	10/03→08/05					

	kw					! #		
<b>VAUXHALL - VECTRA Mk II (C) Kombi (Z02) 10/03→05/09</b>								
<b>Bremssattel</b>								
3.0 V6 CDTI 3.2 V6	130 155	10/03→08/05 10/03→08/05	← → → → → → →	☐; 31070294→ ☐; → 41085480 ☐; → 41085480 ☐; V; → 41085480 ☐; V; → 41085480 ☐; 41085481→ ☐; 41085481→		2	11.9606-9972.2 220590 11.9407-7001.2 220573 11.9407-7002.2 220574 11.9407-7003.2 220835 11.9407-7004.2 220836 11.9407-7007.2 220867 11.9407-7008.2 220868	ATE Ø 60 - Halter ATE Ø 40 - Halter ATE Ø 40 - Halter ATE Ø 40 - Halter ATE Ø 40 - Halter ATE Ø 40 - Halter ATE Ø 40 - Halter
<b>Bremssattelachssatz</b>								
1.8 16V 2.2 direct 2.2 DTI 16V	90 114 92	10/03→08/05 10/03→07/08 10/03→07/08	←	für Fahrzeuge mit Sportfahrwerk		2	11.0530-0004.2 220933	ATE Ø 57 - Halter
2.0 16V Turbo	129	10/03→07/08	←			2	11.0530-0004.2 220933	ATE Ø 57 - Halter
3.0 V6 CDTI 3.2 V6	130 155	10/03→08/05 10/03→08/05	←	→ 31070293		2	11.0530-0004.2 220933	ATE Ø 57 - Halter
<b>Halter, Bremssattel</b>								
1.8 1.8 16V 1.9 CDTI 2.0 DTI 16V 2.2 direct 2.2 DTI 16V	103 90 88 74 114 92	01/06→07/08 10/03→08/05 04/04→07/08 10/03→07/08 10/03→07/08 10/03→07/08	→ → → → → →	→ 41085480 41085481→		2	11.8170-0633.1 260117	ATE
1.9 CDTI 16V	110	04/04→05/09	→ →	→ 41085480 41085481→; → 10/08		2	11.8170-0633.1 260117	ATE
2.0 16V Turbo 3.0 CDTi 3.0 V6 CDTI 3.2 V6	129 135 130 155	10/03→07/08 08/05→07/08 10/03→08/05 10/03→08/05	→ → → →	→ 41085480 41085481→		2	11.8170-0633.1 260117	ATE
2.8 V6 Turbo	169	08/05→07/08	→	41085481→		2	11.8170-0633.1 260117	ATE
<b>Feder, Bremssattel</b>								
1.8	103	01/06→07/08		für Fahrzeuge mit Sportfahrwerk; nicht für Polizeifahrzeuge		2	11.8116-0295.2 390524	ATE
				41085481→		2	11.8116-0340.1 390595	ATE
				→ 41085480		2	11.8116-0340.1 390595	ATE
				→ 41085480; V		2	11.8116-0340.1 390595	ATE
				für Fahrzeuge mit Sportfahrwerk; für Polizeifahrzeuge		2	11.8116-0356.1 390586	ATE
			←	für Fahrzeuge mit Sportfahrwerk; nicht für Polizeifahrzeuge		2	11.8116-0356.1 390586	ATE
1.8 16V 2.2 direct 2.2 DTI 16V	90 114 92	10/03→08/05 10/03→07/08 10/03→07/08		für Fahrzeuge ohne Sportfahrwerk		2	11.8116-0295.2 390524	ATE
				für Fahrzeuge mit Sportfahrwerk		2	11.8116-0325.2 390461	ATE
				V; → 41085480		2	11.8116-0340.1 390595	ATE
				41085481→		2	11.8116-0340.1 390595	ATE
				→ 41085480		2	11.8116-0340.1 390595	ATE
			←	für Fahrzeuge ohne Sportfahrwerk		2	11.8116-0356.1 390586	ATE
1.9 CDTI	88	04/04→07/08		für Fahrzeuge ohne Sportfahrwerk; nicht für Polizeifahrzeuge		2	11.8116-0295.2 390524	ATE
				V; → 41085480		2	11.8116-0340.1 390595	ATE
				41085481→		2	11.8116-0340.1 390595	ATE
				→ 41085480		2	11.8116-0340.1 390595	ATE
				für Fahrzeuge mit Sportfahrwerk; für Polizeifahrzeuge		2	11.8116-0356.1 390586	ATE
			←	für Fahrzeuge ohne Sportfahrwerk; nicht für Polizeifahrzeuge		2	11.8116-0356.1 390586	ATE
1.9 CDTI 16V	110	04/04→05/09		→ 10/08		2	11.8116-0295.2 390524	ATE
				V; → 41085480		2	11.8116-0340.1 390595	ATE
				41085481→; → 10/08		2	11.8116-0340.1 390595	ATE
				→ 41085480		2	11.8116-0340.1 390595	ATE
			←	→ 10/08		2	11.8116-0356.1 390586	ATE
2.0 16V Turbo	129	10/03→07/08				2	11.8116-0325.2 390461	ATE
				41085481→		2	11.8116-0340.1 390595	ATE
				V; → 41085480		2	11.8116-0340.1 390595	ATE
				→ 41085480		2	11.8116-0340.1 390595	ATE
↓								













	kw			 	! #			
<b>VAUXHALL - VECTRA Mk II (C) Kombi (Z02) 10/03→05/09</b>								
<b>Feder, Bremssattel</b>								
2.0 DTI 16V	74	10/03→07/08			2	11.8116-0295.2	390524	ATE
				V; → 41085480	2	11.8116-0340.1	390595	ATE
				41085481→	2	11.8116-0340.1	390595	ATE
				→ 41085480	2	11.8116-0340.1	390595	ATE
			←		2	11.8116-0356.1	390586	ATE
2.8 V6 Turbo	169	08/05→07/08		41085481→	2	11.8116-0340.1	390595	ATE
			←	61000001→	2	11.8116-0345.2	390596	ATE
2.8 V6 Turbo	188	08/06→07/08		61000001→	2	11.8116-0410.2	390589	ATE
2.8 V6 Turbo	206	10/06→07/08			2	11.8116-0410.2	390589	ATE
3.0 CDTi	135	08/05→07/08		41085481→	2	11.8116-0340.1	390595	ATE
				→ 41085480; V	2	11.8116-0340.1	390595	ATE
				→ 41085480	2	11.8116-0340.1	390595	ATE
			←		2	11.8116-0345.2	390596	ATE
3.0 V6 CDTi 3.2 V6	130 155	10/03→08/05 10/03→08/05		→ 31070293	2	11.8116-0325.2	390461	ATE
				V; → 41085480	2	11.8116-0340.1	390595	ATE
				41085481→	2	11.8116-0340.1	390595	ATE
				→ 41085480	2	11.8116-0340.1	390595	ATE
			←	31070294→	2	11.8116-0345.2	390596	ATE
<b>Führungshülzensatz, Bremssattel</b>								
1.8	103	01/06→07/08	←	für Fahrzeuge mit Sportfahrwerk; für Polizeifahrzeuge		11.0101-5407.2	260011	ATE
			←	für Fahrzeuge mit Sportfahrwerk; nicht für Polizeifahrzeuge		11.0101-5407.2	260011	ATE
			→	→ 41085480; V		11.0101-5407.2	260011	ATE
			→	→ 41085480		11.0101-5407.2	260011	ATE
			→	41085481→		11.0101-5407.2	260011	ATE
1.8 16V 2.0 16V Turbo 2.0 DTI 16V 2.2 direct 2.2 DTI 16V	90 129 74 114 92	10/03→08/05 10/03→07/08 10/03→07/08 10/03→07/08 10/03→07/08	←			11.0101-5407.2	260011	ATE
			→	V; → 41085480		11.0101-5407.2	260011	ATE
			→	41085481→		11.0101-5407.2	260011	ATE
			→	→ 41085480		11.0101-5407.2	260011	ATE
			→			11.0101-5407.2	260011	ATE
1.9 CDTi	88	04/04→07/08	←	für Fahrzeuge mit Sportfahrwerk; für Polizeifahrzeuge		11.0101-5407.2	260011	ATE
			←	für Fahrzeuge ohne Sportfahrwerk; nicht für Polizeifahrzeuge		11.0101-5407.2	260011	ATE
			→	V; → 41085480		11.0101-5407.2	260011	ATE
			→	41085481→		11.0101-5407.2	260011	ATE
			→	→ 41085480		11.0101-5407.2	260011	ATE
1.9 CDTi 16V	110	04/04→05/09	←	→ 10/08		11.0101-5407.2	260011	ATE
			→	V; → 41085480		11.0101-5407.2	260011	ATE
			→	41085481→; → 10/08		11.0101-5407.2	260011	ATE
			→	→ 41085480		11.0101-5407.2	260011	ATE
2.8 V6 Turbo	169	08/05→07/08	←	61000001→		11.0101-5407.2	260011	ATE
			→	41085481→		11.0101-5407.2	260011	ATE
2.8 V6 Turbo	188	08/06→07/08	←	61000001→		11.0101-5407.2	260011	ATE
			→			11.0101-5407.2	260011	ATE
2.8 V6 Turbo	206	10/06→07/08	←			11.0101-5407.2	260011	ATE
			→			11.0101-5407.2	260011	ATE
3.0 CDTi	135	08/05→07/08	←			11.0101-5407.2	260011	ATE
			→	→ 41085480; V		11.0101-5407.2	260011	ATE
			→	→ 41085480		11.0101-5407.2	260011	ATE
			→	41085481→		11.0101-5407.2	260011	ATE
3.0 V6 CDTi 3.2 V6	130 155	10/03→08/05 10/03→08/05	←	→ 31070293		11.0101-5407.2	260011	ATE
			←	31070294→		11.0101-5407.2	260011	ATE
			→	V; → 41085480		11.0101-5407.2	260011	ATE
			→	→ 41085480		11.0101-5407.2	260011	ATE
			→	41085481→		11.0101-5407.2	260011	ATE
↓								

	kw				! #		
<b>VAUXHALL - VECTRA Mk II (C) Kombi (Z02) 10/03→05/09</b>							
<b>Führungsbolzen, Bremsattel</b>							
1.8	103	01/06→07/08		→ 41085480		11.8171-0008.1 990049	ATE
				für Fahrzeuge mit Sportfahrwerk; für Polizeifahrzeuge		11.8171-0008.1 990049	ATE
				→ 41085480; V		11.8171-0008.1 990049	ATE
				für Fahrzeuge mit Sportfahrwerk; nicht für Polizeifahrzeuge		11.8171-0008.1 990049	ATE
				41085481→		11.8171-0008.1 990049	ATE
1.8 16V	90	10/03→08/05		41085481→		11.8171-0008.1 990049	ATE
2.0 16V Turbo	129	10/03→07/08		→ 41085480		11.8171-0008.1 990049	ATE
2.0 DTI 16V	74	10/03→07/08				11.8171-0008.1 990049	ATE
2.2 direct	114	10/03→07/08				11.8171-0008.1 990049	ATE
2.2 DTI 16V	92	10/03→07/08		V; → 41085480		11.8171-0008.1 990049	ATE
1.9 CDTi	88	04/04→07/08		→ 41085480		11.8171-0008.1 990049	ATE
				für Fahrzeuge mit Sportfahrwerk; für Polizeifahrzeuge		11.8171-0008.1 990049	ATE
				41085481→		11.8171-0008.1 990049	ATE
				V; → 41085480		11.8171-0008.1 990049	ATE
				für Fahrzeuge ohne Sportfahrwerk; nicht für Polizeifahrzeuge		11.8171-0008.1 990049	ATE
1.9 CDTi 16V	110	04/04→05/09		→ 10/08		11.8171-0008.1 990049	ATE
				→ 41085480		11.8171-0008.1 990049	ATE
				41085481→; → 10/08		11.8171-0008.1 990049	ATE
				V; → 41085480		11.8171-0008.1 990049	ATE
2.8 V6 Turbo	169	08/05→07/08		41085481→		11.8171-0008.1 990049	ATE
				61000001→		11.8171-0008.1 990049	ATE
2.8 V6 Turbo	188	08/06→07/08		61000001→		11.8171-0008.1 990049	ATE
						11.8171-0008.1 990049	ATE
2.8 V6 Turbo	206	10/06→07/08				11.8171-0008.1 990049	ATE
3.0 CDTi	135	08/05→07/08		→ 41085480; V		11.8171-0008.1 990049	ATE
				→ 41085480		11.8171-0008.1 990049	ATE
						11.8171-0008.1 990049	ATE
				41085481→		11.8171-0008.1 990049	ATE
3.0 V6 CDTi	130	10/03→08/05		41085481→		11.8171-0008.1 990049	ATE
3.2 V6	155	10/03→08/05		→ 41085480		11.8171-0008.1 990049	ATE
				V; → 41085480		11.8171-0008.1 990049	ATE
				→ 31070293		11.8171-0008.1 990049	ATE
				31070294→		11.8171-0008.1 990049	ATE
<b>Dichtungssatz, Bremsattel</b>							
2.8 V6 Turbo	169	08/05→07/08	←	61000001→		11.0441-6008.2 250038	ATE für Kolben-Ø [mm]: 60
3.0 CDTi	135	08/05→07/08	←			11.0441-6008.2 250038	ATE für Kolben-Ø [mm]: 60
3.0 V6 CDTi	130	10/03→08/05	←	31070294→		11.0441-6008.2 250038	ATE für Kolben-Ø [mm]: 60
3.2 V6	155	10/03→08/05					
<b>Bremsschlauch</b>							
1.8	103	01/06→07/08	←		2	83.7807-0412.3 331098	L= 412
1.8 16V	90	10/03→08/05					
1.9 CDTi	88	04/04→07/08	→		2	24.5259-0315.3 330882	L= 315
2.0 16V Turbo	129	10/03→07/08					
2.0 DTI 16V	74	10/03→07/08					
2.2 direct	114	10/03→07/08					
2.2 DTI 16V	92	10/03→07/08					
2.8 V6 Turbo	169	08/05→07/08					
2.8 V6 Turbo	188	08/06→07/08					
2.8 V6 Turbo	206	10/06→07/08					
3.0 CDTi	135	08/05→07/08					
3.0 V6 CDTi	130	10/03→08/05					
3.2 V6	155	10/03→08/05					
1.9 CDTi 16V	110	04/04→05/09	←	→ 10/08	2	83.7807-0412.3 331098	L= 412
			→	→ 10/08	2	24.5259-0315.3 330882	L= 315
<b>VAUXHALL - VIVARO Combi (X82) 05/14→</b>							
<b>Bremssattel</b>							
1.6 CDTi	66	05/14→	→	☐; 07/14→		24.3414-1707.5 240337	TRW Ø 41 - Halter
1.6 CDTi	85	05/14→					
1.6 CDTi	88	05/14→	→	☐; 07/14→		24.3414-1708.5 240338	TRW Ø 41 - Halter
1.6 CDTi	103	06/14→					
1.6 CDTi	70	08/16→	→	☐		24.3414-1707.5 240337	TRW Ø 41 - Halter
↓							











	kw					! #		
<b>VAUXHALL - VIVARO Combi (X82) 05/14→</b>								
 <b>Bremssattel</b>								
1.6 CDTi	92	08/16→	→	☐		24.3414-1708.5	240338	TRW Ø 41 - Halter
<b>VAUXHALL - VIVARO Combi (X83) 08/01→07/14</b>								
 <b>Bremssattel</b>								
1.9 DI	59	08/01→12/06	←	☐		24.3451-1713.5	240329	TRW Ø1 40 Ø2 45 - Halter
1.9 DTI	74	08/01→12/06	←	☐		24.3451-1714.5	240330	TRW Ø1 40 Ø2 45 - Halter
2.0 16V	88	08/01→12/06	→	☐; 2V607599→		24.3414-1707.5	240337	TRW Ø 41 - Halter
			→	☐; 2V607599→		24.3414-1708.5	240338	TRW Ø 41 - Halter
2.0 CDTI	66	01/06→07/14	←	☐; 08/06→ 06/14		24.3451-1713.5	240329	TRW Ø1 40 Ø2 45 - Halter
2.5 CDTI	107	01/06→07/14	←	☐; 08/06→ 06/14		24.3451-1714.5	240330	TRW Ø1 40 Ø2 45 - Halter
			→	☐; 2V607599→; → 06/14		24.3414-1707.5	240337	TRW Ø 41 - Halter
			→	☐; 2V607599→; → 06/14		24.3414-1708.5	240338	TRW Ø 41 - Halter
2.0 CDTI	84	08/06→07/14	←	☐; → 06/14		24.3451-1713.5	240329	TRW Ø1 40 Ø2 45 - Halter
2.0 ECOTEC	86	08/06→07/14	←	☐; → 06/14		24.3451-1714.5	240330	TRW Ø1 40 Ø2 45 - Halter
2.5 CDTI	84	08/06→07/14	→	☐; 2V607599→; → 06/14		24.3414-1707.5	240337	TRW Ø 41 - Halter
2.5 DTI	99	07/03→07/14	→	☐; 2V607599→; → 06/14		24.3414-1708.5	240338	TRW Ø 41 - Halter
 <b>Bremsschlauch</b>								
1.9 DI	59	08/01→12/06			am Bremssattel	2	24.5111-0221.3	330818 L= 220
1.9 DTI	74	08/01→12/06	←			2	24.5111-0386.3	330503 L= 385
2.0 16V	88	08/01→12/06	→			2	24.5229-0200.3	330572 L= 200
2.0 CDTI	66	01/06→07/14			am Bremssattel; 08/06→ 06/14	2	24.5111-0221.3	330818 L= 220
2.5 CDTI	107	01/06→07/14	←		08/06→ 06/14	2	24.5111-0386.3	330503 L= 385
			→		08/06→ 06/14	2	24.5229-0200.3	330572 L= 200
2.0 CDTI	84	08/06→07/14			am Bremssattel; → 06/14	2	24.5111-0221.3	330818 L= 220
2.0 ECOTEC	86	08/06→07/14	←		→ 06/14	2	24.5111-0386.3	330503 L= 385
2.5 CDTI	84	08/06→07/14	→		→ 06/14	2	24.5229-0200.3	330572 L= 200
2.5 DTI	99	07/03→07/14	→		→ 06/14	2	24.5229-0200.3	330572 L= 200
<b>VAUXHALL - VIVARO Kasten (X82) 05/14→</b>								
 <b>Bremssattel</b>								
1.6 CDTi	66	05/14→	→	☐; 07/14→		24.3414-1707.5	240337	TRW Ø 41 - Halter
1.6 CDTi	85	05/14→	→	☐; 07/14→		24.3414-1708.5	240338	TRW Ø 41 - Halter
1.6 CDTi	88	05/14→	→	☐; 07/14→		24.3414-1708.5	240338	TRW Ø 41 - Halter
1.6 CDTi	103	05/14→	→	☐; 07/14→		24.3414-1708.5	240338	TRW Ø 41 - Halter
1.6 CDTi	70	08/16→	→	☐		24.3414-1707.5	240337	TRW Ø 41 - Halter
1.6 CDTi	92	08/16→	→	☐		24.3414-1708.5	240338	TRW Ø 41 - Halter
1.6 CDTi	107	08/16→	→	☐		24.3414-1708.5	240338	TRW Ø 41 - Halter
<b>VAUXHALL - VIVARO Kasten (X83) 08/01→07/14</b>								
 <b>Bremssattel</b>								
1.9 DI	59	08/01→12/06	←	☐		24.3451-1713.5	240329	TRW Ø1 40 Ø2 45 - Halter
1.9 DTI	74	08/01→12/06	←	☐		24.3451-1714.5	240330	TRW Ø1 40 Ø2 45 - Halter
2.0 16V	88	08/01→12/06	→	☐; 2V607599→		24.3414-1707.5	240337	TRW Ø 41 - Halter
2.5 CDTI	84	08/06→08/08	→	☐; 2V607599→		24.3414-1708.5	240338	TRW Ø 41 - Halter
2.0 CDTI	66	01/06→07/14	←	☐; 08/06→ 06/14		24.3451-1713.5	240329	TRW Ø1 40 Ø2 45 - Halter
			←	☐; 08/06→ 06/14		24.3451-1714.5	240330	TRW Ø1 40 Ø2 45 - Halter
			→	☐; 2V607599→; → 06/14		24.3414-1707.5	240337	TRW Ø 41 - Halter
			→	☐; 2V607599→; → 06/14		24.3414-1708.5	240338	TRW Ø 41 - Halter
2.0 CDTI	84	08/06→07/14	←	☐; → 06/14		24.3451-1713.5	240329	TRW Ø1 40 Ø2 45 - Halter
2.0 ECOTEC	86	08/06→07/14	←	☐; → 06/14		24.3451-1714.5	240330	TRW Ø1 40 Ø2 45 - Halter
2.5 CDTI	107	08/06→07/14	→	☐; 2V607599→; → 06/14		24.3414-1707.5	240337	TRW Ø 41 - Halter
2.5 DTI	99	07/03→07/14	→	☐; 2V607599→; → 06/14		24.3414-1708.5	240338	TRW Ø 41 - Halter
 <b>Bremsschlauch</b>								
1.9 DI	59	08/01→12/06			am Bremssattel	2	24.5111-0221.3	330818 L= 220
1.9 DTI	74	08/01→12/06	←			2	24.5111-0386.3	330503 L= 385
2.0 16V	88	08/01→12/06	→			2	24.5229-0200.3	330572 L= 200
2.5 CDTI	84	08/06→08/08	→			2	24.5229-0200.3	330572 L= 200
2.0 CDTI	66	01/06→07/14			am Bremssattel; 08/06→ 06/14	2	24.5111-0221.3	330818 L= 220

















	kw			 	! #		
<b>VAUXHALL - VIVARO Kasten (X83) 08/01→07/14</b>							
 <b>Bremsschlauch</b>							
2.0 CDTI	66	01/06→07/14	←	08/06→ 06/14	2	24.5111-0386.3 330503	L= 385
			→	08/06→ 06/14	2	24.5229-0200.3 330572	L= 200
2.0 CDTI	84	08/06→07/14		am Bremssattel; → 06/14	2	24.5111-0221.3 330818	L= 220
2.0 ECOTEC	86	08/06→07/14	←	→ 06/14	2	24.5111-0386.3 330503	L= 385
2.5 CDTI	107	08/06→07/14	←	→ 06/14	2	24.5111-0386.3 330503	L= 385
2.5 DTI	99	07/03→07/14	→	→ 06/14	2	24.5229-0200.3 330572	L= 200
<b>VAUXHALL - VIVARO Pritsche/Fahrgestell (X82) 05/14→</b>							
 <b>Bremssattel</b>							
1.6 CDTi	85	05/14→	→	☐; 07/14→		24.3414-1707.5 240337	TRW Ø 41 - Halter
1.6 CDTi	88	05/14→	→	☐; 07/14→		24.3414-1708.5 240338	TRW Ø 41 - Halter
1.6 CDTi	103	05/14→	→	☐; 07/14→		24.3414-1708.5 240338	TRW Ø 41 - Halter
1.6 CDTi	107	08/16→	→	☐		24.3414-1707.5 240337	TRW Ø 41 - Halter
1.6 CDTi	92	08/16→	→	☐		24.3414-1708.5 240338	TRW Ø 41 - Halter
<b>VAUXHALL - VIVARO Pritsche/Fahrgestell (X83) 04/03→07/14</b>							
 <b>Bremssattel</b>							
1.9 DI	59	04/03→07/14	←	☐; → 06/14		24.3451-1713.5 240329	TRW Ø1 40 Ø2 45 - Halter
2.0 16V	88	04/03→07/14	←	☐; → 06/14		24.3451-1714.5 240330	TRW Ø1 40 Ø2 45 - Halter
2.0 CDTI	84	08/06→07/14	←	☐; → 06/14		24.3451-1714.5 240330	TRW Ø1 40 Ø2 45 - Halter
2.0 ECOTEC	86	08/06→07/14	→	☐; 2V607599→; → 06/14		24.3414-1707.5 240337	TRW Ø 41 - Halter
2.5 CDTI	84	08/06→07/14	→	☐; 2V607599→; → 06/14		24.3414-1708.5 240338	TRW Ø 41 - Halter
2.5 CDTI	107	08/06→07/14	→	☐; 2V607599→; → 06/14		24.3414-1708.5 240338	TRW Ø 41 - Halter
2.0 CDTI	66	01/06→07/14	←	☐; 08/06→ 06/14		24.3451-1713.5 240329	TRW Ø1 40 Ø2 45 - Halter
			←	☐; 08/06→ 06/14		24.3451-1714.5 240330	TRW Ø1 40 Ø2 45 - Halter
			→	☐; 2V607599→; → 06/14		24.3414-1707.5 240337	TRW Ø 41 - Halter
			→	☐; 2V607599→; → 06/14		24.3414-1708.5 240338	TRW Ø 41 - Halter
2.5 CDTI	99	04/03→07/06	←	☐; 05/03→		24.3451-1713.5 240329	TRW Ø1 40 Ø2 45 - Halter
			←	☐; 05/03→		24.3451-1714.5 240330	TRW Ø1 40 Ø2 45 - Halter
			→	☐; 2V607599→		24.3414-1707.5 240337	TRW Ø 41 - Halter
			→	☐; 2V607599→		24.3414-1708.5 240338	TRW Ø 41 - Halter
 <b>Bremsschlauch</b>							
1.9 DI	59	04/03→07/14		am Bremssattel; → 06/14	2	24.5111-0221.3 330818	L= 220
2.0 16V	88	04/03→07/14		→ 06/14	2	24.5111-0386.3 330503	L= 385
2.0 CDTI	84	08/06→07/14	←	→ 06/14	2	24.5111-0386.3 330503	L= 385
2.0 ECOTEC	86	08/06→07/14	→	→ 06/14	2	24.5229-0200.3 330572	L= 200
2.5 CDTI	84	08/06→07/14	→	→ 06/14	2	24.5229-0200.3 330572	L= 200
2.5 CDTI	107	08/06→07/14	→	→ 06/14	2	24.5229-0200.3 330572	L= 200
2.0 CDTI	66	01/06→07/14		am Bremssattel; 08/06→ 06/14	2	24.5111-0221.3 330818	L= 220
			←	08/06→ 06/14	2	24.5111-0386.3 330503	L= 385
			→	08/06→ 06/14	2	24.5229-0200.3 330572	L= 200
2.5 CDTI	99	04/03→07/06		am Bremssattel; 05/03→	2	24.5111-0221.3 330818	L= 220
			←	05/03→	2	24.5111-0386.3 330503	L= 385
			→	05/03→	2	24.5229-0200.3 330572	L= 200
<b>VAUXHALL - ZAFIRA Mk I (A) (T98) 11/98→08/05</b>							
 <b>Bremssattel</b>							
1.6 16V	74	04/99→08/05	←	☐; → 06/05		24.3571-9823.5 240499	ATE Ø 57 - Halter
1.8 16V	92	09/00→08/05	←	☐; → 06/05		24.3571-9824.5 240500	ATE Ø 57 - Halter
1.8 Dualfuel	92	09/00→08/05	←	☐; → 06/05		24.3571-9824.5 240500	ATE Ø 57 - Halter
2.0 DI 16V	60	10/99→08/05	→	☐; → 06/05		24.3384-1753.5 240824	TRW Ø 38 - Halter
			→	☐; → 06/05		24.3384-1754.5 240825	TRW Ø 38 - Halter
1.6 CNG	71	09/01→06/05	←	☐		24.3571-9823.5 240499	ATE Ø 57 - Halter
1.8 16V	85	05/99→08/00	←	☐		24.3571-9824.5 240500	ATE Ø 57 - Halter
2.0	147	06/02→06/05	←	☐		24.3571-9824.5 240500	ATE Ø 57 - Halter
2.0 GSI Turbo	141	09/01→06/05	→	☐		24.3384-1753.5 240824	TRW Ø 38 - Halter
			→	☐		24.3384-1754.5 240825	TRW Ø 38 - Halter
1.6 Dualfuel	74	11/98→08/05	←	☐; 04/99→ 06/05		24.3571-9823.5 240499	ATE Ø 57 - Halter
			←	☐; 04/99→ 06/05		24.3571-9824.5 240500	ATE Ø 57 - Halter
			→	☐; 04/99→ 06/05		24.3384-1753.5 240824	TRW Ø 38 - Halter
			→	☐; 04/99→ 06/05		24.3384-1754.5 240825	TRW Ø 38 - Halter
2.0 DTI 16V	74	04/99→08/05	←	☐; 06/00→ 06/05		24.3571-9823.5 240499	ATE Ø 57 - Halter
↓							












	kw			 	! #		
<b>VAUXHALL - ZAFIRA Mk I (A) (T98) 11/98→08/05</b>							
<b> Bremssattel</b>							
2.0 DTI 16V	74	04/99→08/05	←	☐; 06/00→06/05		24.3571-9824.5 240500	ATE Ø 57 - Halter
			→	☐; 06/00→06/05		24.3384-1753.5 240824	TRW Ø 38 - Halter
			→	☐; 06/00→06/05		24.3384-1754.5 240825	TRW Ø 38 - Halter
2.2 16V	108	11/98→08/04	←	☐; 09/00→		24.3571-9823.5 240499	ATE Ø 57 - Halter
			←	☐; 09/00→		24.3571-9824.5 240500	ATE Ø 57 - Halter
			→	☐; 09/00→		24.3384-1753.5 240824	TRW Ø 38 - Halter
			→	☐; 09/00→		24.3384-1754.5 240825	TRW Ø 38 - Halter
2.2 D	92	06/01→06/05	←	☐; 01/02→		24.3571-9823.5 240499	ATE Ø 57 - Halter
			←	☐; 01/02→		24.3571-9824.5 240500	ATE Ø 57 - Halter
			→	☐; 01/02→		24.3384-1753.5 240824	TRW Ø 38 - Halter
			→	☐; 01/02→		24.3384-1754.5 240825	TRW Ø 38 - Halter
<b>Feder, Bremssattel</b>							
1.6 16V	74	04/99→08/05	←	→ 06/05	2	11.8116-0292.1 390521	ATE
1.8 16V	92	09/00→08/05					
1.8 Dualfuel	92	09/00→08/05					
2.0 DI 16V	60	10/99→08/05					
1.6 CNG	71	09/01→06/05	←		2	11.8116-0292.1 390521	ATE
1.8 16V	85	05/99→08/00					
2.0	147	06/02→06/05					
2.0 GSI Turbo	141	09/01→06/05					
1.6 Dualfuel	74	11/98→08/05	←	04/99→06/05	2	11.8116-0292.1 390521	ATE
2.0 DTI 16V	74	04/99→08/05	←	06/00→06/05	2	11.8116-0292.1 390521	ATE
2.2 16V	108	11/98→08/04	←	09/00→	2	11.8116-0292.1 390521	ATE
2.2 D	92	06/01→06/05	←	01/02→	2	11.8116-0292.1 390521	ATE
<b>Führungshülzensatz, Bremssattel</b>							
1.6 16V	74	04/99→08/05	←	→ 06/05		11.0101-5407.2 260011	ATE
1.8 16V	92	09/00→08/05					
1.8 Dualfuel	92	09/00→08/05					
2.0 DI 16V	60	10/99→08/05					
1.6 CNG	71	09/01→06/05	←			11.0101-5407.2 260011	ATE
1.8 16V	85	05/99→08/00					
2.0	147	06/02→06/05					
2.0 GSI Turbo	141	09/01→06/05					
1.6 Dualfuel	74	11/98→08/05	←	04/99→06/05		11.0101-5407.2 260011	ATE
2.0 DTI 16V	74	04/99→08/05	←	06/00→06/05		11.0101-5407.2 260011	ATE
2.2 16V	108	11/98→08/04	←	09/00→		11.0101-5407.2 260011	ATE
2.2 D	92	06/01→06/05	←	01/02→		11.0101-5407.2 260011	ATE
<b>Führungsbolzen, Bremssattel</b>							
1.6 16V	74	04/99→08/05	←	→ 06/05		11.8171-0008.1 990049	ATE
1.8 16V	92	09/00→08/05					
1.8 Dualfuel	92	09/00→08/05					
2.0 DI 16V	60	10/99→08/05					
1.6 CNG	71	09/01→06/05	←			11.8171-0008.1 990049	ATE
1.8 16V	85	05/99→08/00					
2.0	147	06/02→06/05					
2.0 GSI Turbo	141	09/01→06/05					
1.6 Dualfuel	74	11/98→08/05	←	04/99→06/05		11.8171-0008.1 990049	ATE
2.0 DTI 16V	74	04/99→08/05	←	06/00→06/05		11.8171-0008.1 990049	ATE
2.2 16V	108	11/98→08/04	←	09/00→		11.8171-0008.1 990049	ATE
2.2 D	92	06/01→06/05	←	01/02→		11.8171-0008.1 990049	ATE
<b>Dichtungssatz, Bremssattel</b>							
1.6 16V	74	04/99→08/05	←	→ 06/05		11.0441-5704.2 250034	ATE
1.8 16V	92	09/00→08/05					
1.8 Dualfuel	92	09/00→08/05					
2.0 DI 16V	60	10/99→08/05					
1.6 CNG	71	09/01→06/05	←			11.0441-5704.2 250034	ATE
1.8 16V	85	05/99→08/00					
2.0	147	06/02→06/05					
2.0 GSI Turbo	141	09/01→06/05					
1.6 Dualfuel	74	11/98→08/05	←	04/99→06/05		11.0441-5704.2 250034	ATE
2.0 DTI 16V	74	04/99→08/05	←	06/00→06/05		11.0441-5704.2 250034	ATE
2.2 16V	108	11/98→08/04	←	09/00→		11.0441-5704.2 250034	ATE
↓							

	kw					! #		
<b>VAUXHALL - ZAFIRA Mk I (A) (T98) 11/98→08/05</b>								
<b>Dichtungssatz, Bremssattel</b>								
2.2 D	92	06/01→06/05	←	01/02→			11.0441-5704.2 250034	ATE
<b>Bremsschlauch</b>								
1.6 16V	74	04/99→08/05	←	→ 06/05	2	24.5241-0396.3 331380	L= 398	
			→	☐; 32000001→; → 06/05		24.5157-0218.3 331095	L= 219 L2= 185 mit Rohrleitung	
			→	☐; 32000001→; → 06/05		24.5157-0219.3 331096	L= 219 L2= 185 mit Rohrleitung	
			→	→ 06/05	2	24.5240-0220.3 330619	L= 220	
			→	→ 22999999	2	24.5241-0200.3 330620	L= 200	
1.6 CNG	71	09/01→06/05	←		2	24.5241-0396.3 331380	L= 398	
			→	☐; 32000001→		24.5157-0218.3 331095	L= 219 L2= 185 mit Rohrleitung	
			→	☐; 32000001→		24.5157-0219.3 331096	L= 219 L2= 185 mit Rohrleitung	
			→	→ 22999999	2	24.5241-0200.3 330620	L= 200	
1.6 Dualfuel	74	11/98→08/05	←	04/99→ 06/05	2	24.5241-0396.3 331380	L= 398	
			→	☐; 32000001→; → 06/05		24.5157-0218.3 331095	L= 219 L2= 185 mit Rohrleitung	
			→	☐; 32000001→; → 06/05		24.5157-0219.3 331096	L= 219 L2= 185 mit Rohrleitung	
			→	04/99→ 06/05	2	24.5240-0220.3 330619	L= 220	
			→	04/99→; → 22999999	2	24.5241-0200.3 330620	L= 200	
1.8 16V 2.0 2.0 GSI Turbo	85 147 141	05/99→08/00 06/02→06/05 09/01→06/05	←		2	24.5241-0396.3 331380	L= 398	
			→	☐; 32000001→		24.5157-0218.3 331095	L= 219 L2= 185 mit Rohrleitung	
			→	☐; 32000001→		24.5157-0219.3 331096	L= 219 L2= 185 mit Rohrleitung	
1.8 16V 1.8 Dualfuel 2.0 DI 16V	92 92 60	09/00→08/05 09/00→08/05 10/99→08/05	←	→ 06/05	2	24.5241-0396.3 331380	L= 398	
			→	☐; 32000001→; → 06/05		24.5157-0218.3 331095	L= 219 L2= 185 mit Rohrleitung	
			→	☐; 32000001→; → 06/05		24.5157-0219.3 331096	L= 219 L2= 185 mit Rohrleitung	
			→	→ 22999999	2	24.5241-0200.3 330620	L= 200	
2.0 DTI 16V	74	04/99→08/05	←	06/00→ 06/05	2	24.5241-0396.3 331380	L= 398	
			→	☐; 32000001→; → 06/05		24.5157-0218.3 331095	L= 219 L2= 185 mit Rohrleitung	
			→	☐; 32000001→; → 06/05		24.5157-0219.3 331096	L= 219 L2= 185 mit Rohrleitung	
2.2 16V	108	11/98→08/04	←	09/00→	2	24.5241-0396.3 331380	L= 398	
			→	☐; 32000001→		24.5157-0218.3 331095	L= 219 L2= 185 mit Rohrleitung	
			→	☐; 32000001→		24.5157-0219.3 331096	L= 219 L2= 185 mit Rohrleitung	
			→	09/00→; → 22999999	2	24.5241-0200.3 330620	L= 200	
2.2 D	92	06/01→06/05	←	01/02→	2	24.5241-0396.3 331380	L= 398	
			→	☐; 32000001→		24.5157-0218.3 331095	L= 219 L2= 185 mit Rohrleitung	
			→	☐; 32000001→		24.5157-0219.3 331096	L= 219 L2= 185 mit Rohrleitung	
			→	01/02→; → 22999999	2	24.5241-0200.3 330620	L= 200	
<b>VAUXHALL - ZAFIRA Mk II (B) (A05) 04/05→11/14</b>								
<b>Bremssattel</b>								
1.6	77	07/05→11/14	←	☐		24.3571-9823.5 240499	ATE Ø 57 - Halter	
1.6	85	12/07→11/14	←	☐		24.3571-9824.5 240500	ATE Ø 57 - Halter	
1.6 CNG Turbo	110	02/09→11/14	←	☐		24.3571-9824.5 240500	ATE Ø 57 - Halter	
1.9 CDTI	74	07/05→11/14	→	☐		24.3417-1703.5 240854	TRW Ø 41 - Halter	
1.9 CDTI	88	07/05→11/14	→	☐		24.3417-1704.5 240855	TRW Ø 41 - Halter	
1.9 CDTI	110	07/05→11/14	→	☐		24.3417-1704.5 240855	TRW Ø 41 - Halter	
2.0	147	07/05→11/14	→	☐		24.3417-1704.5 240855	TRW Ø 41 - Halter	
2.2	110	07/05→11/14	→	☐		24.3417-1704.5 240855	TRW Ø 41 - Halter	
1.6 CNG	69	07/05→11/14	←	☐; 01/06→		24.3571-9823.5 240499	ATE Ø 57 - Halter	
			←	☐; 01/06→		24.3571-9824.5 240500	ATE Ø 57 - Halter	
			→	☐; 01/06→		24.3417-1703.5 240854	TRW Ø 41 - Halter	
			→	☐; 01/06→		24.3417-1704.5 240855	TRW Ø 41 - Halter	
1.7 CDTI 1.7 CDTI	81 92	04/09→11/14 01/08→11/14	←	☐; für Bremsscheibendurchmesser [mm]: 308		24.3571-9823.5 240499	ATE Ø 57 - Halter	
			↓					

	kw			 	! #		
<b>VAUXHALL - ZAFIRA Mk II (B) (A05) 04/05→11/14</b>							
<b>Bremssattel</b>							
1.7 CDTI 1.7 CDTI	81 92	04/09→11/14 01/08→11/14	←	☐; für Bremsscheibendurchmesser [mm]: 280		24.3571-9823.5 240499	ATE Ø 57 - Halter
			←	☐; für Bremsscheibendurchmesser [mm]: 308		24.3571-9824.5 240500	ATE Ø 57 - Halter
			←	☐; für Bremsscheibendurchmesser [mm]: 280		24.3571-9824.5 240500	ATE Ø 57 - Halter
			→	☐		24.3417-1703.5 240854	TRW Ø 41 - Halter
			→	☐		24.3417-1704.5 240855	TRW Ø 41 - Halter
1.8	88	04/13→11/14	←	☐; 06/13→; für Bremsscheibendurchmesser [mm]: 308		24.3571-9823.5 240499	ATE Ø 57 - Halter
			←	☐; 06/13→; für Bremsscheibendurchmesser [mm]: 280		24.3571-9823.5 240499	ATE Ø 57 - Halter
			←	☐; 06/13→; für Bremsscheibendurchmesser [mm]: 280		24.3571-9824.5 240500	ATE Ø 57 - Halter
			←	☐; 06/13→; für Bremsscheibendurchmesser [mm]: 308		24.3571-9824.5 240500	ATE Ø 57 - Halter
			→	☐; 06/13→		24.3417-1703.5 240854	TRW Ø 41 - Halter
			→	☐; 06/13→		24.3417-1704.5 240855	TRW Ø 41 - Halter
1.8	103	04/05→11/14	←	☐; 07/05→; für Bremsscheibendurchmesser [mm]: 280		24.3571-9823.5 240499	ATE Ø 57 - Halter
			←	☐; 07/05→; für Bremsscheibendurchmesser [mm]: 308		24.3571-9823.5 240499	ATE Ø 57 - Halter
			←	☐; 07/05→; für Bremsscheibendurchmesser [mm]: 308		24.3571-9824.5 240500	ATE Ø 57 - Halter
			←	☐; 07/05→; für Bremsscheibendurchmesser [mm]: 280		24.3571-9824.5 240500	ATE Ø 57 - Halter
			→	☐; 07/05→		24.3417-1703.5 240854	TRW Ø 41 - Halter
			→	☐; 07/05→		24.3417-1704.5 240855	TRW Ø 41 - Halter
2.0	176	01/06→11/14	←	☐		11.9571-9779.2 220657	ATE Ø 57 - Halter
			←	☐		11.9571-9780.2 220658	ATE Ø 57 - Halter
<b>Halter, Bremssattel</b>							
1.6 CNG	69	07/05→11/14	←	01/06→		11.8170-0758.1 260120	ATE
1.6 CNG Turbo	110	02/09→11/14	←			11.8170-0758.1 260120	ATE
1.9 CDTI	74	07/05→11/14	←				
1.9 CDTI	88	07/05→11/14	←				
1.9 CDTI	110	07/05→11/14	←				
2.0	147	07/05→11/14	←				
2.2	110	07/05→11/14	←				
1.7 CDTI 1.7 CDTI	81 92	04/09→11/14 01/08→11/14	←	☐ für Bremsscheibendurchmesser [mm]: 308		11.8170-0758.1 260120	ATE
1.8	88	04/13→11/14	←	☐ 06/13→; für Bremsscheibendurchmesser [mm]: 308		11.8170-0758.1 260120	ATE
1.8	103	04/05→11/14	←	☐ 07/05→; für Bremsscheibendurchmesser [mm]: 308		11.8170-0758.1 260120	ATE
<b>Feder, Bremssattel</b>							
1.6 1.6 1.6 CNG Turbo	77 85 110	07/05→11/14 12/07→11/14 02/09→11/14	←		2	11.8116-0292.1 390521	ATE
1.9 CDTI	74	07/05→11/14	←				
1.9 CDTI	88	07/05→11/14	←				
1.9 CDTI	110	07/05→11/14	←				
2.0	147	07/05→11/14	←				
2.2	110	07/05→11/14	←				
1.6 CNG	69	07/05→11/14	←	01/06→	2	11.8116-0292.1 390521	ATE
1.7 CDTI 1.7 CDTI	81 92	04/09→11/14 01/08→11/14	←	☐ für Bremsscheibendurchmesser [mm]: 308	2	11.8116-0292.1 390521	ATE
↓							

	kW			 	! #		
<b>VAUXHALL - ZAFIRA Mk II (B) (A05) 04/05→11/14</b>							
<b>Feder, Bremssattel</b>							
1.7 CDTI 1.7 CDTI	81 92	04/09→11/14 01/08→11/14	←	für Bremsscheibendurchmesser [mm]: 280	2	11.8116-0292.1 390521	ATE
1.8	88	04/13→11/14	←	06/13→; für Bremsscheibendurchmesser [mm]: 280	2	11.8116-0292.1 390521	ATE
			←	06/13→; für Bremsscheibendurchmesser [mm]: 308	2	11.8116-0292.1 390521	ATE
1.8	103	04/05→11/14	←	07/05→; für Bremsscheibendurchmesser [mm]: 308	2	11.8116-0292.1 390521	ATE
			←	07/05→; für Bremsscheibendurchmesser [mm]: 280	2	11.8116-0292.1 390521	ATE
2.0	176	01/06→11/14	←		2	11.8116-0356.1 390586	ATE
<b>Führungshülzensatz, Bremssattel</b>							
1.6 1.6 1.6 CNG Turbo 1.9 CDTI 1.9 CDTI 1.9 CDTI 2.0 2.0 2.2	77 85 110 74 88 110 147 176 110	07/05→11/14 12/07→11/14 02/09→11/14 07/05→11/14 07/05→11/14 07/05→11/14 07/05→11/14 01/06→11/14 07/05→11/14	←			11.0101-5407.2 260011	ATE
1.6 CNG	69	07/05→11/14	←	01/06→		11.0101-5407.2 260011	ATE
1.7 CDTI 1.7 CDTI	81 92	04/09→11/14 01/08→11/14	←	für Bremsscheibendurchmesser [mm]: 308		11.0101-5407.2 260011	ATE
			←	für Bremsscheibendurchmesser [mm]: 280		11.0101-5407.2 260011	ATE
1.8	88	04/13→11/14	←	06/13→; für Bremsscheibendurchmesser [mm]: 280		11.0101-5407.2 260011	ATE
			←	06/13→; für Bremsscheibendurchmesser [mm]: 308		11.0101-5407.2 260011	ATE
1.8	103	04/05→11/14	←	07/05→; für Bremsscheibendurchmesser [mm]: 280		11.0101-5407.2 260011	ATE
			←	07/05→; für Bremsscheibendurchmesser [mm]: 308		11.0101-5407.2 260011	ATE
<b>Führungsbolzen, Bremssattel</b>							
1.6 1.6 1.6 CNG Turbo 1.9 CDTI 1.9 CDTI 1.9 CDTI 2.0 2.0 2.2	77 85 110 74 88 110 147 176 110	07/05→11/14 12/07→11/14 02/09→11/14 07/05→11/14 07/05→11/14 07/05→11/14 07/05→11/14 01/06→11/14 07/05→11/14				11.8171-0008.1 990049	ATE
1.6 CNG	69	07/05→11/14		01/06→		11.8171-0008.1 990049	ATE
1.7 CDTI 1.7 CDTI	81 92	04/09→11/14 01/08→11/14		für Bremsscheibendurchmesser [mm]: 308		11.8171-0008.1 990049	ATE
				für Bremsscheibendurchmesser [mm]: 280		11.8171-0008.1 990049	ATE
1.8	88	04/13→11/14		06/13→; für Bremsscheibendurchmesser [mm]: 308		11.8171-0008.1 990049	ATE
				06/13→; für Bremsscheibendurchmesser [mm]: 280		11.8171-0008.1 990049	ATE
1.8	103	04/05→11/14		07/05→; für Bremsscheibendurchmesser [mm]: 308		11.8171-0008.1 990049	ATE
				07/05→; für Bremsscheibendurchmesser [mm]: 280		11.8171-0008.1 990049	ATE
<b>Dichtungssatz, Bremssattel</b>							
1.6 1.6 1.6 CNG Turbo 1.9 CDTI ↓	77 85 110 74	07/05→11/14 12/07→11/14 02/09→11/14 07/05→11/14	←			11.0441-5704.2 250034	ATE

**VAUXHALL - ZAFIRA Mk II (B) (A05) 04/05→11/14**

**Dichtungssatz, Bremssattel**

1.9 CDTI	88	07/05→11/14	←			11.0441-5704.2	250034	ATE
1.9 CDTI	110	07/05→11/14						
2.0	147	07/05→11/14						
2.2	110	07/05→11/14						
1.6 CNG	69	07/05→11/14	←	01/06→		11.0441-5704.2	250034	ATE
1.7 CDTI	81	04/09→11/14	←	für Bremsscheibendurchmesser [mm]:		11.0441-5704.2	250034	ATE
1.7 CDTI	92	01/08→11/14	←	308				
			←	für Bremsscheibendurchmesser [mm]:		11.0441-5704.2	250034	ATE
				280				
1.8	88	04/13→11/14	←	06/13→;		11.0441-5704.2	250034	ATE
			←	für Bremsscheibendurchmesser [mm]:				
				280				
			←	06/13→;		11.0441-5704.2	250034	ATE
				für Bremsscheibendurchmesser [mm]:				
				308				
1.8	103	04/05→11/14	←	07/05→;		11.0441-5704.2	250034	ATE
			←	für Bremsscheibendurchmesser [mm]:				
				280				
			←	07/05→;		11.0441-5704.2	250034	ATE
				für Bremsscheibendurchmesser [mm]:				
				308				

**Zubehörsatz, Bremssattel**

1.6	77	07/05→11/14	→			24.0101-3803.2	260101	TRW
1.6	85	12/07→11/14						
1.6 CNG Turbo	110	02/09→11/14						
1.7 CDTI	81	04/09→11/14						
1.7 CDTI	92	01/08→11/14						
1.9 CDTI	74	07/05→11/14						
1.9 CDTI	88	07/05→11/14						
1.9 CDTI	110	07/05→11/14						
2.0	147	07/05→11/14						
2.2	110	07/05→11/14						
1.6 CNG	69	07/05→11/14	→	01/06→		24.0101-3803.2	260101	TRW
1.8	88	04/13→11/14	→	06/13→		24.0101-3803.2	260101	TRW
1.8	103	04/05→11/14	→	07/05→		24.0101-3803.2	260101	TRW











**Bremsschlauch**

1.6	77	07/05→11/14	←		2	24.5241-0429.3	331381	L= 429
1.6	85	12/07→11/14						
1.6 CNG Turbo	110	02/09→11/14	→	☐		24.5157-0218.3	331095	L= 219 L2= 185 mit Rohrleitung
1.7 CDTI	81	04/09→11/14	→	☐		24.5157-0219.3	331096	L= 219 L2= 185 mit Rohrleitung
1.7 CDTI	92	01/08→11/14						
1.9 CDTI	74	07/05→11/14						
1.9 CDTI	88	07/05→11/14						
1.9 CDTI	110	07/05→11/14						
2.0	147	07/05→11/14						
2.2	110	07/05→11/14						
1.6 CNG	69	07/05→11/14	←	01/06→	2	24.5241-0429.3	331381	L= 429
			→	☐; 01/06→		24.5157-0218.3	331095	L= 219 L2= 185 mit Rohrleitung
			→	☐; 01/06→		24.5157-0219.3	331096	L= 219 L2= 185 mit Rohrleitung
1.8	88	04/13→11/14	←	06/13→	2	24.5241-0429.3	331381	L= 429
			→	☐; 06/13→		24.5157-0218.3	331095	L= 219 L2= 185 mit Rohrleitung
			→	☐; 06/13→		24.5157-0219.3	331096	L= 219 L2= 185 mit Rohrleitung
1.8	103	04/05→11/14	←	07/05→	2	24.5241-0429.3	331381	L= 429
			→	☐; 07/05→		24.5157-0218.3	331095	L= 219 L2= 185 mit Rohrleitung
			→	☐; 07/05→		24.5157-0219.3	331096	L= 219 L2= 185 mit Rohrleitung
2.0	176	01/06→11/14	→	☐		24.5157-0218.3	331095	L= 219 L2= 185 mit Rohrleitung
			→	☐		24.5157-0219.3	331096	L= 219 L2= 185 mit Rohrleitung











**VAUXHALL - ZAFIRA Mk III (P12) 10/11→**























**Bremssattel**

1.4	88	10/11→	←	☐; 11/11→;		11.9601-2601.2	220913	ATE Ø 60 - Halter
1.4	103	10/11→		für Bremsscheibendurchmesser [mm]:				
1.4 LPG	103	10/11→		300				
1.6 CNG	110	10/11→	←	☐; 11/11→;		11.9601-2602.2	220914	ATE Ø 60 - Halter
1.8	85	10/11→		für Bremsscheibendurchmesser [mm]:				
1.8	103	10/11→		300				
2.0 CDTi	81	10/11→						
2.0 CDTi	96	10/11→						
2.0 CDTi	121	10/11→						
↓								










	kw			 	! #			
<b>VAUXHALL - ZAFIRA Mk III (P12) 10/11→</b>								
 <b>Bremssattel</b>								
1.6 CDTi	99	10/16→	←	☐;		11.9601-2601.2	220913	ATE Ø 60 - Halter
1.6 CDTi	100	03/13→		für Bremsscheibendurchmesser [mm]:				
2.0 BiTurbo CDTI	143	01/13→		300				
2.0 CDTi	125	01/15→	←	☐;		11.9601-2602.2	220914	ATE Ø 60 - Halter
				für Bremsscheibendurchmesser [mm]:				
				300				
<b>VOLVO - 440 K (445) 08/88→12/96</b>								
 <b>Bremssattel</b>								
1.7 Turbo	88	08/88→07/96	←	☐		11.9541-9806.2	220504	ATE Ø 54 - Halter
1.7 Turbo	90	01/91→12/96						
2.0	80	08/93→07/96						
2.0	81	08/92→07/95						
<b>Feder, Bremssattel</b>								
1.7 Turbo	88	08/88→07/96			2	11.8116-0073.1	390498	ATE
1.7 Turbo	90	01/91→12/96						
2.0	80	08/93→07/96						
2.0	81	08/92→07/95						
<b>Führungshülzensatz, Bremssattel</b>								
1.6	61	09/88→12/96	→			11.0101-5402.2	260009	ATE
1.7	75	08/89→12/96						
1.7	78	09/88→12/96						
1.8	66	08/91→07/96						
1.8	66	09/95→12/96						
1.9 Turbo-Diesel	66	07/94→12/96						
1.7 Turbo	88	08/88→07/96	←			11.0101-5407.2	260011	ATE
1.7 Turbo	90	01/91→12/96						
2.0	81	08/92→07/95	→			11.0101-5402.2	260009	ATE
2.0	80	08/93→07/96	←			11.0101-5407.2	260011	ATE
<b>Führungsbolzen, Bremssattel</b>								
1.6	61	09/88→12/96	→			11.8171-0008.1	990049	ATE
1.7	75	08/89→12/96						
1.7	78	09/88→12/96						
1.8	66	08/91→07/96						
1.8	66	09/95→12/96						
1.9 Turbo-Diesel	66	07/94→12/96						
1.7 Turbo	88	08/88→07/96				11.8171-0008.1	990049	ATE
1.7 Turbo	90	01/91→12/96	→					
2.0	81	08/92→07/95				11.8171-0008.1	990049	ATE
2.0	80	08/93→07/96				11.8171-0008.1	990049	ATE
<b>Zubehörsatz, Bremssattel</b>								
1.6	61	09/88→12/96	←	EKC 006387→		24.0101-3601.2	260044	TRW
1.7	64	09/88→12/96						
1.7	75	08/89→12/96						
1.7	78	09/88→12/96						
2.0	80	08/93→07/96						
1.8	66	08/91→07/96	←			24.0101-3601.2	260044	TRW
1.8	66	09/95→12/96						
1.9 Turbo-Diesel	66	07/94→12/96						
 <b>Bremsschlauch</b>								
1.6	61	09/88→12/96	←		2	24.5170-0465.3	331331	L= 465
2.0	80	08/93→07/96	→	- ABS	2	83.6104-0336.3	330451	L= 335
1.7	64	09/88→12/96	←		2	24.5170-0465.3	331331	L= 465
			→	→ 08/92; + ABS	2	83.6104-0295.3	330244	L= 295
			→	- ABS	2	83.6104-0336.3	330451	L= 335
1.7	75	08/89→12/96	←		2	24.5170-0465.3	331331	L= 465
1.7	78	09/88→12/96	→	→ 08/92; + ABS	2	83.6104-0295.3	330244	L= 295
1.8	66	08/91→07/96	→	- ABS;	2	83.6104-0295.3	330244	L= 295
				für Fahrzeuge mit Scheibenbremse an der Hinterachse				
			→	- ABS;	2	83.6104-0336.3	330451	L= 335
				für Fahrzeuge mit Trommelbremse an der Hinterachse				
1.7 Turbo	88	08/88→07/96	←		2	24.5170-0465.3	331331	L= 465
1.7 Turbo	90	01/91→12/96	→	→ 08/92; + ABS	2	83.6104-0295.3	330244	L= 295
			→	- ABS	2	83.6104-0295.3	330244	L= 295
1.8	66	09/95→12/96	←		2	24.5170-0465.3	331331	L= 465























	kw			 	! #		
<b>VOLVO - 440 K (445) 08/88→12/96</b>							
 <b>Bremsschlauch</b>							
1.9 Turbo-Diesel	66	07/94→12/96	➔	- ABS; für Fahrzeuge mit Scheibenbremse an der Hinterachse	2	83.6104-0295.3 330244	L= 295
			➔	- ABS; für Fahrzeuge mit Trommelbremse an der Hinterachse	2	83.6104-0336.3 330451	L= 335
2.0	81	08/92→07/95	➔		2	24.5170-0465.3 331331	L= 465
			➔	- ABS	2	83.6104-0295.3 330244	L= 295
<b>VOLVO - 460 L (464) 09/88→12/96</b>							
 <b>Bremssattel</b>							
1.7 Turbo	88	08/89→07/96	➔	<input type="checkbox"/>		11.9541-9806.2 220504	ATE Ø 54 - Halter
1.7 Turbo	90	01/91→07/96					
2.0	80	08/93→07/96					
2.0	81	08/92→07/95					
<b>Feder, Bremssattel</b>							
1.7 Turbo	88	08/89→07/96			2	11.8116-0073.1 390498	ATE
1.7 Turbo	90	01/91→07/96					
2.0	80	08/93→07/96					
2.0	81	08/92→07/95					
<b>Führungshülzensatz, Bremssattel</b>							
1.7 Turbo	88	08/89→07/96	➔			11.0101-5407.2 260011	ATE
1.7 Turbo	90	01/91→07/96					
2.0	81	08/92→07/95	➔			11.0101-5402.2 260009	ATE
1.8	66	08/91→07/96	➔			11.0101-5402.2 260009	ATE
1.9 Turbo-Diesel	66	07/94→07/96	➔				
2.0	80	08/93→07/96	➔			11.0101-5407.2 260011	ATE
<b>Führungsbolzen, Bremssattel</b>							
1.7 Turbo	88	08/89→07/96				11.8171-0008.1 990049	ATE
1.7 Turbo	90	01/91→07/96	➔			11.8171-0008.1 990049	ATE
2.0	81	08/92→07/95	➔				
1.8	66	08/91→07/96	➔			11.8171-0008.1 990049	ATE
1.9 Turbo-Diesel	66	07/94→07/96					
2.0	80	08/93→07/96				11.8171-0008.1 990049	ATE
<b>Zubehörsatz, Bremssattel</b>							
1.6	61	07/92→07/96	➔			24.0101-3601.2 260044	TRW
1.8	66	08/91→07/96					
1.9 Turbo-Diesel	66	07/94→07/96					
2.0	81	08/92→07/95					
1.7	64	09/88→07/96	➔	EKC 006387→		24.0101-3601.2 260044	TRW
1.7	66	09/90→07/96					
2.0	80	08/93→07/96					
 <b>Bremsschlauch</b>							
1.6	61	07/92→07/96	➔		2	24.5170-0465.3 331331	L= 465
1.7	66	09/90→07/96	➔	→ 08/92; + ABS	2	83.6104-0295.3 330244	L= 295
			➔	- ABS	2	83.6104-0336.3 330451	L= 335
1.7	64	09/88→07/96	➔		2	24.5170-0465.3 331331	L= 465
			➔	→ 08/92; - ABS	2	83.6104-0295.3 330244	L= 295
			➔	- ABS	2	83.6104-0336.3 330451	L= 335
1.7 Turbo	88	08/89→07/96	➔		2	24.5170-0465.3 331331	L= 465
1.7 Turbo	90	01/91→07/96					
2.0	81	08/92→07/95					
1.8	66	08/91→07/96	➔		2	24.5170-0465.3 331331	L= 465
			➔	→ 08/92; + ABS	2	83.6104-0295.3 330244	L= 295
			➔	- ABS; für Fahrzeuge mit Scheibenbremse an der Hinterachse	2	83.6104-0295.3 330244	L= 295
			➔	- ABS; für Fahrzeuge mit Trommelbremse an der Hinterachse	2	83.6104-0336.3 330451	L= 335
1.9 Turbo-Diesel	66	07/94→07/96	➔		2	24.5170-0465.3 331331	L= 465
			➔	- ABS; für Fahrzeuge mit Scheibenbremse an der Hinterachse	2	83.6104-0295.3 330244	L= 295
↓							








	kw			 	! #		
<b>VOLVO - 460 L (464) 09/88→12/96</b>							
 <b>Bremsschlauch</b>							
1.9 Turbo-Diesel	66	07/94→07/96	➔	- ABS; für Fahrzeuge mit Trommelbremse an der Hinterachse	2	83.6104-0336.3 330451	L= 335
2.0	80	08/93→07/96	➔		2	24.5170-0465.3 331331	L= 465
			➔	- ABS	2	83.6104-0336.3 330451	L= 335
<b>VOLVO - 480 E (482) 04/86→07/96</b>							
 <b>Bremssattel</b>							
1.7 Turbo	88	08/87→07/96	➔			11.9541-9806.2 220504	ATE Ø 54 - Halter
1.7 Turbo	90	01/91→07/96	➔				
2.0	81	08/92→09/95	➔				
<b>Feder, Bremssattel</b>							
1.7 Turbo	88	08/87→07/96			2	11.8116-0073.1 390498	ATE
1.7 Turbo	90	01/91→07/96					
2.0	81	08/92→09/95					
<b>Führungshülzensatz, Bremssattel</b>							
1.7	75	08/89→07/96	➔			11.0101-5402.2 260009	ATE
1.7 Turbo	88	08/87→07/96	➔			11.0101-5407.2 260011	ATE
1.7 Turbo	90	01/91→07/96	➔			11.0101-5402.2 260009	ATE
2.0	81	08/92→09/95	➔				
<b>Führungsbolzen, Bremssattel</b>							
1.7	75	08/89→07/96	➔			11.8171-0008.1 990049	ATE
1.7 Turbo	88	08/87→07/96	➔			11.8171-0008.1 990049	ATE
1.7 Turbo	90	01/91→07/96	➔			11.8171-0008.1 990049	ATE
2.0	81	08/92→09/95	➔				
<b>Zubehörsatz, Bremssattel</b>							
1.7	75	08/89→07/96	➔			24.0101-3601.2 260044	TRW
 <b>Bremsschlauch</b>							
1.7	75	08/89→07/96	➔		2	24.5170-0465.3 331331	L= 465
1.7 Turbo	90	01/91→07/96	➔				
2.0	81	08/92→09/95	➔	- ABS	2	83.6104-0295.3 330244	L= 295
1.7 Turbo	88	08/87→07/96	➔		2	24.5170-0465.3 331331	L= 465
			➔	EJC 522772→; - ABS	2	83.6104-0295.3 330244	L= 295
<b>VOLVO - 850 (854) 06/91→10/97</b>							
 <b>Bremssattel</b>							
2.0	93	08/94→12/96	➔			24.3571-9971.5 240617	ATE Ø 57 - Halter
2.0	105	06/91→12/96	➔			24.3571-9972.5 240618	ATE Ø 57 - Halter
2.0 Turbo	132	09/93→10/96	➔				
2.0 Turbo	155	08/93→12/96	➔			24.9238-0097.5 230037	ATE Ø 38
2.3 T5	166	08/93→07/96	➔				
2.4	106	08/94→12/96	➔			24.9238-0098.5 230038	ATE Ø 38
2.4	125	08/91→12/96	➔				
2.5 TDI	103	08/95→12/96	➔				
2.3 T5 R	176	04/96→10/96	➔			24.3571-9971.5 240617	ATE Ø 57 - Halter
2.3 T5-R	184	08/95→12/96	➔			24.3571-9972.5 240618	ATE Ø 57 - Halter
2.3 Turbo R	177	06/95→10/96	➔	 ; 08/95→		24.3571-9971.5 240617	ATE Ø 57 - Halter
			➔	 ; 08/95→		24.3571-9972.5 240618	ATE Ø 57 - Halter
2.3 Turbo R	179	09/94→10/97	➔	 ; 08/95→ 12/96		24.3571-9971.5 240617	ATE Ø 57 - Halter
			➔	 ; 08/95→ 12/96		24.3571-9972.5 240618	ATE Ø 57 - Halter
<b>Feder, Bremssattel</b>							
2.0	93	08/94→12/96	➔		2	11.8116-0073.1 390498	ATE
2.0	105	06/91→12/96	➔				
2.0 Turbo	132	09/93→10/96	➔				
2.0 Turbo	155	08/93→12/96	➔				
2.3 T5	166	08/93→07/96	➔				
2.3 T5 R	176	04/96→10/96	➔				
2.3 T5-R	184	08/95→12/96	➔				
2.4	106	08/94→12/96	➔				
2.4	125	08/91→12/96	➔				
2.5 TDI	103	08/95→12/96	➔				
2.3 Turbo R	177	06/95→10/96	➔	08/95→	2	11.8116-0073.1 390498	ATE
2.3 Turbo R	179	09/94→10/97	➔	08/95→ 12/96	2	11.8116-0073.1 390498	ATE
↓							













	kW			 	! #		
<b>VOLVO - 850 (854) 06/91→10/97</b>							
<b>Führungshülzensatz, Bremsattel</b>							
2.0	93	08/94→12/96	←			11.0101-5407.2 260011	ATE
2.0	105	06/91→12/96	←				
2.0 Turbo	132	09/93→10/96					
2.0 Turbo	155	08/93→12/96					
2.3 T5	166	08/93→07/96					
2.3 T5 R	176	04/96→10/96					
2.3 T5-R	184	08/95→12/96					
2.4	106	08/94→12/96					
2.4	125	08/91→12/96					
2.5 TDI	103	08/95→12/96					
2.3 Turbo R	177	06/95→10/96	←	08/95→		11.0101-5407.2 260011	ATE
2.3 Turbo R	179	09/94→10/97	←	08/95→ 12/96		11.0101-5407.2 260011	ATE
<b>Führungsbolzen, Bremsattel</b>							
2.0	93	08/94→12/96	←			11.8171-0008.1 990049	ATE
2.0	105	06/91→12/96	←				
2.0 Turbo	132	09/93→10/96					
2.0 Turbo	155	08/93→12/96					
2.3 T5	166	08/93→07/96					
2.3 T5 R	176	04/96→10/96					
2.3 T5-R	184	08/95→12/96					
2.4	106	08/94→12/96					
2.4	125	08/91→12/96					
2.5 TDI	103	08/95→12/96					
2.3 Turbo R	177	06/95→10/96	←	08/95→		11.8171-0008.1 990049	ATE
2.3 Turbo R	179	09/94→10/97	←	08/95→ 12/96		11.8171-0008.1 990049	ATE
<b>Dichtungssatz, Bremsattel</b>							
2.0	93	08/94→12/96	←			11.0441-5702.2 250033	ATE
2.0	105	06/91→12/96					
2.0 Turbo	132	09/93→10/96	→			13.0441-3815.2 250069	ATE
2.0 Turbo	155	08/93→12/96				13.0441-3819.2 250072	ATE
2.3 T5	166	08/93→07/96					
2.4	106	08/94→12/96					
2.4	125	08/91→12/96					
2.5 TDI	103	08/95→12/96					
2.3 T5 R	176	04/96→10/96	←			11.0441-5702.2 250033	ATE
2.3 T5-R	184	08/95→12/96	→			13.0441-3819.2 250072	ATE
2.3 Turbo R	177	06/95→10/96	←	08/95→		11.0441-5702.2 250033	ATE
			→	08/95→		13.0441-3819.2 250072	ATE
2.3 Turbo R	179	09/94→10/97	←	08/95→ 12/96		11.0441-5702.2 250033	ATE
			→	08/95→ 12/96		13.0441-3819.2 250072	ATE
<b> Bremsschlauch</b>							
2.0	93	08/94→12/96	←		2	83.6134-0335.3 330277	L= 335
2.0	105	06/91→12/96					
2.0 Turbo	132	09/93→10/96	→		2	24.5201-0204.3 331400	L= 204
2.0 Turbo	155	08/93→12/96					
2.3 T5	166	08/93→07/96					
2.3 T5 R	176	04/96→10/96					
2.3 T5-R	184	08/95→12/96					
2.4	106	08/94→12/96					
2.4	125	08/91→12/96					
2.5 TDI	103	08/95→12/96					
2.3 Turbo R	177	06/95→10/96	←	08/95→	2	83.6134-0335.3 330277	L= 335
			→	08/95→	2	24.5201-0204.3 331400	L= 204
2.3 Turbo R	179	09/94→10/97	←	08/95→ 12/96	2	83.6134-0335.3 330277	L= 335
			→	08/95→ 12/96	2	24.5201-0204.3 331400	L= 204
<b>VOLVO - 850 Kombi (855) 04/92→10/97</b>							
<b> Bremsattel</b>							
2.0	93	08/94→12/96	←	☐		24.3571-9971.5 240617	ATE Ø 57 - Halter
2.0	105	02/93→12/96	←	☐		24.3571-9972.5 240618	ATE Ø 57 - Halter
2.0 Turbo	155	02/93→12/96	←	☐			
2.3 T5	166	02/93→12/96	→	☐		24.9238-0097.5 230037	ATE Ø 38
2.4	106	08/94→12/96	→	☐		24.9238-0098.5 230038	ATE Ø 38
2.4	125	09/92→12/96	→	☐			
2.5 TDI	103	08/95→12/96					
2.0 Turbo	132	09/93→10/97	←	☐; → 12/96		24.3571-9971.5 240617	ATE Ø 57 - Halter
			←	☐; → 12/96		24.3571-9972.5 240618	ATE Ø 57 - Halter
			→	☐; → 12/96		24.9238-0097.5 230037	ATE Ø 38
↓							








	kW			 	! #		
<b>VOLVO - 850 Kombi (855) 04/92→10/97</b>							
<b> Bremssattel</b>							
2.0 Turbo	132	09/93→10/97	➔	☐; → 12/96		24.9238-0098.5 230038	ATE Ø 38
2.3 T5 R	176	04/96→10/96	➔	☐		24.3571-9971.5 240617	ATE Ø 57 - Halter
2.3 T5-R	184	08/95→12/96	➔	☐		24.3571-9972.5 240618	ATE Ø 57 - Halter
2.4 AWD	142	04/96→12/96	➔	☐		24.3571-9972.5 240618	ATE Ø 57 - Halter
2.3 Turbo R	177	06/95→10/97	➔	☐; 08/95→ 12/96		24.3571-9971.5 240617	ATE Ø 57 - Halter
			➔	☐; 08/95→ 12/96		24.3571-9972.5 240618	ATE Ø 57 - Halter
<b>Feder, Bremssattel</b>							
2.0	93	08/94→12/96	➔		2	11.8116-0073.1 390498	ATE
2.0	105	02/93→12/96	➔				
2.0 Turbo	155	02/93→12/96	➔				
2.3 T5	166	02/93→12/96	➔				
2.3 T5 R	176	04/96→10/96	➔				
2.3 T5-R	184	08/95→12/96	➔				
2.4	106	08/94→12/96	➔				
2.4	125	09/92→12/96	➔				
2.4 AWD	142	04/96→12/96	➔				
2.5 TDI	103	08/95→12/96	➔				
2.0 Turbo	132	09/93→10/97	➔	→ 12/96	2	11.8116-0073.1 390498	ATE
2.3 Turbo R	177	06/95→10/97	➔	08/95→ 12/96	2	11.8116-0073.1 390498	ATE
<b>Führungshülzensatz, Bremssattel</b>							
2.0	93	08/94→12/96	➔			11.0101-5407.2 260011	ATE
2.0	105	02/93→12/96	➔				
2.0 Turbo	155	02/93→12/96	➔				
2.3 T5	166	02/93→12/96	➔				
2.3 T5 R	176	04/96→10/96	➔				
2.3 T5-R	184	08/95→12/96	➔				
2.4	106	08/94→12/96	➔				
2.4	125	09/92→12/96	➔				
2.4 AWD	142	04/96→12/96	➔				
2.5 TDI	103	08/95→12/96	➔				
2.0 Turbo	132	09/93→10/97	➔	→ 12/96		11.0101-5407.2 260011	ATE
2.3 Turbo R	177	06/95→10/97	➔	08/95→ 12/96		11.0101-5407.2 260011	ATE
<b>Führungsbolzen, Bremssattel</b>							
2.0	93	08/94→12/96	➔			11.8171-0008.1 990049	ATE
2.0	105	02/93→12/96	➔				
2.0 Turbo	155	02/93→12/96	➔				
2.3 T5	166	02/93→12/96	➔				
2.3 T5 R	176	04/96→10/96	➔				
2.3 T5-R	184	08/95→12/96	➔				
2.4	106	08/94→12/96	➔				
2.4	125	09/92→12/96	➔				
2.4 AWD	142	04/96→12/96	➔				
2.5 TDI	103	08/95→12/96	➔				
2.0 Turbo	132	09/93→10/97	➔	→ 12/96		11.8171-0008.1 990049	ATE
2.3 Turbo R	177	06/95→10/97	➔	08/95→ 12/96		11.8171-0008.1 990049	ATE
<b>Dichtungssatz, Bremssattel</b>							
2.0	93	08/94→12/96	➔			11.0441-5702.2 250033	ATE
2.0	105	02/93→12/96	➔				
2.0 Turbo	155	02/93→12/96	➔			13.0441-3815.2 250069	ATE
2.3 T5	166	02/93→12/96	➔			13.0441-3819.2 250072	ATE
2.4	106	08/94→12/96	➔				
2.4	125	09/92→12/96	➔				
2.5 TDI	103	08/95→12/96	➔				
2.0 Turbo	132	09/93→10/97	➔	→ 12/96		11.0441-5702.2 250033	ATE
			➔	→ 12/96		13.0441-3815.2 250069	ATE
			➔	→ 12/96		13.0441-3819.2 250072	ATE
2.3 T5 R	176	04/96→10/96	➔			11.0441-5702.2 250033	ATE
2.3 T5-R	184	08/95→12/96	➔			13.0441-3819.2 250072	ATE
2.3 Turbo R	177	06/95→10/97	➔	08/95→ 12/96		11.0441-5702.2 250033	ATE
			➔	08/95→ 12/96		13.0441-3819.2 250072	ATE
2.4 AWD	142	04/96→12/96	➔			11.0441-5702.2 250033	ATE
<b> Bremsschlauch</b>							
2.0	93	08/94→12/96	➔		2	83.6134-0335.3 330277	L= 335
2.0	105	02/93→12/96	➔				
2.0 Turbo	155	02/93→12/96	➔		2	24.5201-0204.3 331400	L= 204
2.3 T5	166	02/93→12/96	➔				
2.3 T5 R	176	04/96→10/96	➔				












	kw			 	! #		
<b>VOLVO - 850 Kombi (855) 04/92→10/97</b>							
 <b>Bremsschlauch</b>							
2.3 T5-R	184	08/95→12/96	←		2	83.6134-0335.3 330277	L= 335
2.4	106	08/94→12/96					
2.4	125	09/92→12/96	→		2	24.5201-0204.3 331400	L= 204
2.5 TDI	103	08/95→12/96					
2.0 Turbo	132	09/93→10/97	←	→ 12/96	2	83.6134-0335.3 330277	L= 335
			→	→ 12/96	2	24.5201-0204.3 331400	L= 204
2.3 Turbo R	177	06/95→10/97	←	08/95→ 12/96	2	83.6134-0335.3 330277	L= 335
			→	08/95→ 12/96	2	24.5201-0204.3 331400	L= 204
2.4 AWD	142	04/96→12/96	←		2	83.6134-0335.3 330277	L= 335
			→		2	83.6134-0270.3 330779	L= 270
						83.6134-0300.3 330725	L= 300
<b>VOLVO - 940 II (944) 08/94→12/98</b>							
 <b>Bremssattel</b>							
2.0 Turbo	114	04/96→10/98	←	☐		24.3571-1707.5 240079	TRW Ø 57 - Halter
2.3	85	08/94→07/95	←	☐		24.3571-1708.5 240080	TRW Ø 57 - Halter
2.3	96	08/94→10/98	←				
2.3 ti	99	01/95→10/98	→	☐; nicht für Multi-link Achse		13.2401-0028.2 210046	ATE Ø 40
2.3 Turbo	121	08/94→10/98				24.9238-0088.5 230036	ATE Ø 38
2.4 TD Interc.	90	08/94→10/98				24.9238-0087.5 230035	ATE Ø 38
2.3 Turbo	126	01/95→12/98	←	☐; → 10/98		24.3571-1707.5 240079	TRW Ø 57 - Halter
			←	☐; → 10/98		24.3571-1708.5 240080	TRW Ø 57 - Halter
			→	☐; → 10/98; nicht für Multi-link Achse		13.2401-0028.2 210046	ATE Ø 40
						24.9238-0088.5 230036	ATE Ø 38
			→	☐; → 10/98; nicht für Multi-link Achse		24.9238-0087.5 230035	ATE Ø 38
<b>Dichtungssatz, Bremssattel</b>							
2.0 Turbo	114	04/96→10/98	→	nicht für Multi-link Achse		13.0441-3815.2 250069	ATE
2.3	85	08/94→07/95				13.0441-3819.2 250072	ATE
2.3	96	08/94→10/98				13.0441-4014.2 250079	ATE
2.3 ti	99	01/95→10/98					
2.3 Turbo	121	08/94→10/98					
2.4 TD Interc.	90	08/94→10/98					
2.3 Turbo	126	01/95→12/98	→	→ 10/98; nicht für Multi-link Achse		13.0441-3815.2 250069	ATE
						13.0441-3819.2 250072	ATE
						13.0441-4014.2 250079	ATE
<b>Zubehörsatz, Bremssattel</b>							
2.0 Turbo	114	04/96→10/98	←			24.0101-3601.2 260044	TRW
2.3	85	08/94→07/95					
2.3	96	08/94→10/98					
2.3 ti	99	01/95→10/98					
2.3 Turbo	121	08/94→10/98					
2.4 TD Interc.	90	08/94→10/98					
2.3 Turbo	126	01/95→12/98	←	→ 10/98		24.0101-3601.2 260044	TRW
 <b>Bremsschlauch</b>							
2.0 Turbo	114	04/96→10/98	←		2	83.6134-0335.3 330277	L= 335
2.3	85	08/94→07/95					
2.3	96	08/94→10/98	→		2	83.6124-0305.3 330723	L= 305
2.3 ti	99	01/95→10/98					
2.3 Turbo	121	08/94→10/98					
2.4 TD Interc.	90	08/94→10/98					
2.3 Turbo	126	01/95→12/98	←	→ 10/98	2	83.6134-0335.3 330277	L= 335
			→	→ 10/98	2	83.6124-0305.3 330723	L= 305
<b>VOLVO - 940 II Kombi (945) 08/94→10/98</b>							
 <b>Bremssattel</b>							
2.0 Turbo	114	04/96→10/98	←	☐		24.3571-1707.5 240079	TRW Ø 57 - Halter
2.3	85	08/94→07/95	←	☐		24.3571-1708.5 240080	TRW Ø 57 - Halter
2.3	96	08/94→10/98	←				
2.3 ti	99	01/95→10/98	→	☐; nicht für Multi-link Achse		13.2401-0028.2 210046	ATE Ø 40
2.3 Turbo	121	08/94→10/98				24.9238-0088.5 230036	ATE Ø 38
2.3 Turbo	126	08/95→10/98					
2.4 TD Interc.	90	08/94→10/98	→	☐; nicht für Multi-link Achse		24.9238-0087.5 230035	ATE Ø 38
<b>Dichtungssatz, Bremssattel</b>							
2.0 Turbo	114	04/96→10/98	→	nicht für Multi-link Achse		13.0441-3815.2 250069	ATE
2.3	85	08/94→07/95					
↓							











	kW			 	! #		
<b>VOLVO - 940 II Kombi (945) 08/94→10/98</b>							
<b>Dichtungssatz, Bremssattel</b>							
2.3	96	08/94→10/98	➔	nicht für Multi-link Achse		13.0441-3819.2	250072 ATE
2.3 ti	99	01/95→10/98				13.0441-4014.2	250079 ATE
2.3 Turbo	121	08/94→10/98					
2.3 Turbo	126	08/95→10/98					
2.4 TD Interc.	90	08/94→10/98					
<b>Zubehörsatz, Bremssattel</b>							
2.0 Turbo	114	04/96→10/98	➔			24.0101-3601.2	260044 TRW
2.3	85	08/94→07/95					
2.3	96	08/94→10/98					
2.3 ti	99	01/95→10/98					
2.3 Turbo	121	08/94→10/98					
2.3 Turbo	126	08/95→10/98					
2.4 TD Interc.	90	08/94→10/98					
<b>Bremsschlauch</b>							
2.0 Turbo	114	04/96→10/98	➔		2	83.6134-0335.3	330277 L= 335
2.3	85	08/94→07/95					
2.3	96	08/94→10/98	➔		2	83.6124-0305.3	330723 L= 305
2.3 ti	99	01/95→10/98					
2.3 Turbo	121	08/94→10/98					
2.3 Turbo	126	08/95→10/98					
2.4 TD Interc.	90	08/94→10/98					
<b>VOLVO - 940 Kombi (945) 08/90→10/95</b>							
<b>Bremssattel</b>							
2.0 Turbo	114	01/91→07/95	➔	☐; → 12/91; + ABS		24.3571-1707.5	240079 TRW Ø 57 - Halter
2.4 D	60	08/90→07/95	➔	☐; → 12/91; + ABS		24.3571-1708.5	240080 TRW Ø 57 - Halter
			➔	☐; nicht für Multi-link Achse		13.2401-0028.2	210046 ATE Ø 40
			➔	☐; nicht für Multi-link Achse		24.9238-0088.5	230036 ATE Ø 38
			➔	☐; nicht für Multi-link Achse		24.9238-0087.5	230035 ATE Ø 38
<b>Dichtungssatz, Bremssattel</b>							
2.0 Turbo	114	01/91→07/95	➔	nicht für Multi-link Achse; nur in Verbindung mit: 13.2381-0087/-0088.2 / 24.9238-0087/-0088.2		13.0441-3815.2	250069 ATE
2.4 D	60	08/90→07/95	➔	nicht für Multi-link Achse		13.0441-3819.2	250072 ATE
			➔	nicht für Multi-link Achse; nur in Verbindung mit: 13.2401-0027/-0028.2 / 24.9240-0027/-0028.2		13.0441-4014.2	250079 ATE
<b>Zubehörsatz, Bremssattel</b>							
2.0 Turbo	114	01/91→07/95	➔	→ 12/91; - ABS		24.0101-3401.2	260043 TRW
2.4 D	60	08/90→07/95	➔	→ 12/91; + ABS		24.0101-3601.2	260044 TRW
<b>Bremsschlauch</b>							
2.0 Turbo	114	01/91→07/95	➔	→ 12/91	2	83.6134-0335.3	330277 L= 335
2.4 D	60	08/90→07/95	➔	01/92→	2	83.6134-0335.3	330277 L= 335
			➔		2	83.6124-0305.3	330723 L= 305
<b>VOLVO - 960 II (964) 07/94→12/96</b>							
<b>Bremssattel</b>							
2.5	125	07/94→12/96	➔	☐; 08/94→		24.3571-1707.5	240079 TRW Ø 57 - Halter
2.9	150	07/94→12/96	➔	☐; 08/94→		24.3571-1708.5	240080 TRW Ø 57 - Halter
			➔	☐; 08/94→; nicht für Multi-link Achse		13.2401-0028.2	210046 ATE Ø 40
<b>Dichtungssatz, Bremssattel</b>							
2.5	125	07/94→12/96	➔	08/94→; nicht für Multi-link Achse		13.0441-4014.2	250079 ATE
2.9	150	07/94→12/96	➔				
<b>Zubehörsatz, Bremssattel</b>							
2.5	125	07/94→12/96	➔	08/94→		24.0101-3601.2	260044 TRW
2.9	150	07/94→12/96	➔				
<b>Bremsschlauch</b>							
2.5	125	07/94→12/96	➔	01/95→	2	83.6124-0380.3	330268 L= 380
2.9	150	07/94→12/96	➔	08/94→ 12/94	2	83.6134-0335.3	330277 L= 335
			➔	08/94→	2	83.6134-0300.3	330725 L= 300










	kW			 	! #		
<b>VOLVO - 960 II Kombi (965) 07/94→12/96</b>							
 <b>Bremssattel</b>							
2.5 2.9	125 150	08/94→12/96 09/94→12/96	←	☐		24.3571-1707.5 240079	TRW Ø 57 - Halter
			←	☐		24.3571-1708.5 240080	TRW Ø 57 - Halter
			→	☐; nicht für Multi-link Achse		13.2401-0028.2 210046	ATE Ø 40
<b>Dichtungssatz, Bremssattel</b>							
2.5 2.9	125 150	08/94→12/96 09/94→12/96	→	nicht für Multi-link Achse		13.0441-4014.2 250079	ATE
<b>Zubehörsatz, Bremssattel</b>							
2.5 2.9	125 150	08/94→12/96 09/94→12/96	←			24.0101-3601.2 260044	TRW
 <b>Bremsschlauch</b>							
2.5 2.9	125 150	08/94→12/96 09/94→12/96	←	01/95→	2	83.6124-0380.3 330268	L= 380
			←	→ 12/94	2	83.6134-0335.3 330277	L= 335
			→		2	83.6134-0300.3 330725	L= 300
<b>VOLVO - C30 (533) 09/06→12/13</b>							
 <b>Bremssattel</b>							
1.6 1.6 D 1.6 D2 1.8 2.0 2.0 D 2.0 FlexFuel 2.4 i D3 D4 D5 D5 T5 T5	74 80 84 92 107 100 107 125 110 130 120 132 162 169	10/06→12/12 10/06→12/12 10/10→12/12 10/06→12/12 10/06→12/12 10/06→12/12 01/10→12/12 10/06→12/12 10/10→12/12 10/10→12/12 10/06→12/12 10/06→12/12 03/07→12/12	←	☐; passend für Felgengröße [Zoll]: 15 / 16		24.3571-9813.5 240557	ATE Ø 57 - Halter
			←	☐; passend für Felgengröße [Zoll]: 15 / 16		24.3571-9814.5 240558	ATE Ø 57 - Halter
			→	☐; → 146186		11.9387-7015.2 220627	ATE Ø 38 - Halter
			→	☐; → 146186		11.9387-7016.2 220628	ATE Ø 38 - Halter
			→	☐; 146187→		11.9387-7099.2 221053	ATE Ø 38 - Halter
			→	☐; 146187→		11.9387-7100.2 221054	ATE Ø 38 - Halter
1.8 FlexFuel	92	01/07→12/12	←	☐; 04/07→; passend für Felgengröße [Zoll]: 15 / 16		24.3571-9813.5 240557	ATE Ø 57 - Halter
			←	☐; 04/07→; passend für Felgengröße [Zoll]: 15 / 16		24.3571-9814.5 240558	ATE Ø 57 - Halter
			→	☐; 04/07→; → 146186		11.9387-7015.2 220627	ATE Ø 38 - Halter
			→	☐; 04/07→; → 146186		11.9387-7016.2 220628	ATE Ø 38 - Halter
			→	☐; 146187→		11.9387-7099.2 221053	ATE Ø 38 - Halter
			→	☐; 146187→		11.9387-7100.2 221054	ATE Ø 38 - Halter
Electric Electric	82 89	12/10→12/12 12/10→12/12	←	☐; passend für Felgengröße [Zoll]: 15 / 16		24.3571-9813.5 240557	ATE Ø 57 - Halter
			←	☐; passend für Felgengröße [Zoll]: 15 / 16		24.3571-9814.5 240558	ATE Ø 57 - Halter
			→	☐; 128→		11.9387-7015.2 220627	ATE Ø 38 - Halter
			→	☐; 128→		11.9387-7016.2 220628	ATE Ø 38 - Halter
			→	☐; → 127		11.9387-7099.2 221053	ATE Ø 38 - Halter
			→	☐; → 127		11.9387-7100.2 221054	ATE Ø 38 - Halter
<b>Halter, Bremssattel</b>							
1.6 1.6 D 1.6 D2 1.8 2.0 2.0 D 2.0 FlexFuel 2.4 i D3 D4 D5 D5 T5 T5	74 80 84 92 107 100 107 125 110 130 120 132 162 169	10/06→12/12 10/06→12/12 10/10→12/12 10/06→12/12 10/06→12/12 10/06→12/12 01/10→12/12 10/06→12/12 10/10→12/12 10/10→12/12 10/06→12/12 10/06→12/12 03/07→12/12	←	passend für Felgengröße [Zoll]: 15 / 16		11.0230-0818.1 260135	ATE
			→	→ 146186		11.0230-0698.2 260091	ATE
			→	146187→		11.0230-0698.2 260091	ATE
1.8 FlexFuel	92	01/07→12/12	←	04/07→; passend für Felgengröße [Zoll]: 15 / 16		11.0230-0818.1 260135	ATE
			→	04/07→; → 146186		11.0230-0698.2 260091	ATE
			→	146187→		11.0230-0698.2 260091	ATE
↓							











	kW			 	! #		
<b>VOLVO - C30 (533) 09/06→12/13</b>							
<b>Halter, Bremssattel</b>							
Electric	82	12/10→12/12	←	passend für Felgengröße [Zoll]: 15 / 16		11.0230-0818.1 260135	ATE
Electric	89	12/10→12/12	→	128→		11.0230-0698.2 260091	ATE
			→	→ 127		11.0230-0698.2 260091	ATE
<b>Feder, Bremssattel</b>							
1.6	74	10/06→12/12		→ 146186	2	11.8116-0340.1 390595	ATE
1.6 D	80	10/06→12/12		146187→	2	11.8116-0340.1 390595	ATE
1.6 D2	84	10/10→12/12					
1.8	92	10/06→12/12	←		2	11.8116-0356.1 390586	ATE
2.0	107	10/06→12/12					
2.0 D	100	10/06→12/12					
2.0 FlexFuel	107	01/10→12/12					
2.4 i	125	10/06→12/12					
D3	110	10/10→12/12					
D4	130	10/10→12/12					
D5	120	10/06→12/12					
D5	132	10/06→12/12					
T5	162	10/06→12/12					
T5	169	03/07→12/12					
1.8 FlexFuel	92	01/07→12/12		146187→	2	11.8116-0340.1 390595	ATE
				04/07→; → 146186	2	11.8116-0340.1 390595	ATE
			←	04/07→	2	11.8116-0356.1 390586	ATE
Electric	82	12/10→12/12		128→	2	11.8116-0340.1 390595	ATE
Electric	89	12/10→12/12		→ 127	2	11.8116-0340.1 390595	ATE
			←		2	11.8116-0356.1 390586	ATE
<b>Führungshülzensatz, Bremssattel</b>							
1.6	74	10/06→12/12	←			11.0101-5407.2 260011	ATE
1.6 D	80	10/06→12/12					
1.6 D2	84	10/10→12/12	→	146187→		11.0101-5407.2 260011	ATE
1.8	92	10/06→12/12	→	→ 146186		11.0101-5407.2 260011	ATE
2.0	107	10/06→12/12					
2.0 D	100	10/06→12/12					
2.0 FlexFuel	107	01/10→12/12					
2.4 i	125	10/06→12/12					
D3	110	10/10→12/12					
D4	130	10/10→12/12					
D5	120	10/06→12/12					
D5	132	10/06→12/12					
T5	162	10/06→12/12					
T5	169	03/07→12/12					
1.8 FlexFuel	92	01/07→12/12	←	04/07→		11.0101-5407.2 260011	ATE
			→	04/07→; → 146186		11.0101-5407.2 260011	ATE
			→	146187→		11.0101-5407.2 260011	ATE
Electric	82	12/10→12/12	←			11.0101-5407.2 260011	ATE
Electric	89	12/10→12/12	→	128→		11.0101-5407.2 260011	ATE
			→	→ 127		11.0101-5407.2 260011	ATE
<b>Führungsbolzen, Bremssattel</b>							
1.6	74	10/06→12/12		→ 146186		11.8171-0008.1 990049	ATE
1.6 D	80	10/06→12/12		146187→		11.8171-0008.1 990049	ATE
1.6 D2	84	10/10→12/12					
1.8	92	10/06→12/12				11.8171-0008.1 990049	ATE
2.0	107	10/06→12/12					
2.0 D	100	10/06→12/12					
2.0 FlexFuel	107	01/10→12/12					
2.4 i	125	10/06→12/12					
D3	110	10/10→12/12					
D4	130	10/10→12/12					
D5	120	10/06→12/12					
D5	132	10/06→12/12					
T5	162	10/06→12/12					
T5	169	03/07→12/12					
1.8 FlexFuel	92	01/07→12/12		04/07→; → 146186		11.8171-0008.1 990049	ATE
				04/07→		11.8171-0008.1 990049	ATE
				146187→		11.8171-0008.1 990049	ATE
Electric	82	12/10→12/12		128→		11.8171-0008.1 990049	ATE
Electric	89	12/10→12/12		→ 127		11.8171-0008.1 990049	ATE
↓						11.8171-0008.1 990049	ATE

	kW			 	! #		
<b>VOLVO - C30 (533) 09/06→12/13</b>							
 <b>Bremsschlauch</b>							
1.6	74	10/06→12/12	←		2	83.7716-0398.3 330987	L= 395
1.6 D	80	10/06→12/12	→		2	83.7788-0383.3 330972	L= 382
1.6 D2	84	10/10→12/12					
1.8	92	10/06→12/12					
2.0	107	10/06→12/12					
2.0 D	100	10/06→12/12					
2.0 FlexFuel	107	01/10→12/12					
2.4 i	125	10/06→12/12					
D3	110	10/10→12/12					
D4	130	10/10→12/12					
D5	120	10/06→12/12					
D5	132	10/06→12/12					
Electric	82	12/10→12/12					
Electric	89	12/10→12/12					
T5	162	10/06→12/12					
T5	169	03/07→12/12					
1.8 FlexFuel	92	01/07→12/12	←	04/07→	2	83.7716-0398.3 330987	L= 395
			→	04/07→	2	83.7788-0383.3 330972	L= 382
<b>VOLVO - C70 I Cabriolet (873) 03/98→10/05</b>							
 <b>Bremssattel</b>							
2.0	132	03/98→10/05	←	☐		24.3571-9971.5 240617	ATE Ø 57 - Halter
2.0 T	120	03/00→10/05	←	☐		24.3571-9972.5 240618	ATE Ø 57 - Halter
2.0 T	166	03/98→10/05					
2.3 T5	176	03/98→10/05	→	☐		24.9238-0097.5 230037	ATE Ø 38
2.3 T5	180	07/02→10/05					
2.4	125	06/98→10/05	→	☐		24.9238-0098.5 230038	ATE Ø 38
2.4 T	142	03/98→10/05					
2.4 T	147	07/02→10/05					
<b>Feder, Bremssattel</b>							
2.0	132	03/98→10/05			2	11.8116-0073.1 390498	ATE
2.0 T	120	03/00→10/05					
2.0 T	166	03/98→10/05					
2.3 T5	176	03/98→10/05					
2.3 T5	180	07/02→10/05					
2.4	125	06/98→10/05					
2.4 T	142	03/98→10/05					
2.4 T	147	07/02→10/05					
<b>Dichtungssatz, Bremssattel</b>							
2.0	132	03/98→10/05	→			13.0441-3815.2 250069	ATE
2.0 T	120	03/00→10/05					
2.0 T	166	03/98→10/05					
2.3 T5	176	03/98→10/05					
2.3 T5	180	07/02→10/05					
2.4	125	06/98→10/05					
2.4 T	142	03/98→10/05					
2.4 T	147	07/02→10/05					
 <b>Bremsschlauch</b>							
2.0	132	03/98→10/05		am Bremssattel	2	83.6113-0331.3 330982	L= 330
2.0 T	166	03/98→10/05	←	passend für Felgenreöße [Zoll]: 16	2	24.5170-0361.3 331310	L= 361
2.3 T5	176	03/98→10/05	←	passend für Felgenreöße [Zoll]: 15	2	83.6134-0335.3 330277	L= 335
2.4	125	06/98→10/05					
2.4 T	142	03/98→10/05	→	→ 1209	2	24.5201-0204.3 331400	L= 204
			→	1210→	2	83.6204-0180.3 330547	L= 180
2.0 T	120	03/00→10/05		am Bremssattel	2	83.6113-0331.3 330982	L= 330
2.3 T5	180	07/02→10/05	←	passend für Felgenreöße [Zoll]: 16	2	24.5170-0361.3 331310	L= 361
2.4 T	147	07/02→10/05	←	passend für Felgenreöße [Zoll]: 15	2	83.6134-0335.3 330277	L= 335
			→		2	83.6204-0180.3 330547	L= 180
<b>VOLVO - C70 I Coupe (872) 03/97→09/02</b>							
 <b>Bremssattel</b>							
2.0	132	03/97→09/02	←	☐		24.3571-9971.5 240617	ATE Ø 57 - Halter
2.0 T	120	03/00→09/02	←	☐		24.3571-9972.5 240618	ATE Ø 57 - Halter
2.0 T	166	03/97→09/02					
2.3 T-5	176	03/97→09/02	→	☐		24.9238-0097.5 230037	ATE Ø 38
2.4	121	03/99→09/02					
2.4 T	142	03/97→09/02	→	☐		24.9238-0098.5 230038	ATE Ø 38
2.4	125	05/99→09/02	←	☐; 11/99→		24.3571-9971.5 240617	ATE Ø 57 - Halter
			←	☐; 11/99→		24.3571-9972.5 240618	ATE Ø 57 - Halter
			→	☐; 11/99→		24.9238-0097.5 230037	ATE Ø 38
↓							









	kw			 	! #		
<b>VOLVO - C70 I Coupe (872) 03/97→09/02</b>							
 <b>Bremssattel</b>							
2.4	125	05/99→09/02	➔	☐; 11/99→		24.9238-0098.5 230038	ATE Ø 38
<b>Feder, Bremssattel</b>							
2.0	132	03/97→09/02			2	11.8116-0073.1 390498	ATE
2.0 T	120	03/00→09/02					
2.0 T	166	03/97→09/02					
2.3 T-5	176	03/97→09/02					
2.4	121	03/99→09/02					
2.4 T	142	03/97→09/02					
2.4	125	05/99→09/02		11/99→	2	11.8116-0073.1 390498	ATE
<b>Dichtungssatz, Bremssattel</b>							
2.0	132	03/97→09/02	➔			13.0441-3819.2 250072	ATE
2.0 T	120	03/00→09/02					
2.0 T	166	03/97→09/02					
2.3 T-5	176	03/97→09/02					
2.4	121	03/99→09/02					
2.4 T	142	03/97→09/02					
2.4	125	05/99→09/02	➔	11/99→		13.0441-3819.2 250072	ATE
 <b>Bremsschlauch</b>							
2.0	132	03/97→09/02		am Bremssattel	2	83.6113-0331.3 330982	L= 330
2.0 T	166	03/97→09/02					
2.3 T-5	176	03/97→09/02	➔	→ 10849	2	24.5201-0204.3 331400	L= 204
2.4 T	142	03/97→09/02	➔	10850→	2	83.6204-0180.3 330547	L= 180
2.0 T	120	03/00→09/02		am Bremssattel	2	83.6113-0331.3 330982	L= 330
2.4	121	03/99→09/02	➔		2	83.6204-0180.3 330547	L= 180
2.4	125	05/99→09/02		am Bremssattel; 11/99→	2	83.6113-0331.3 330982	L= 330
			➔	11/99→	2	83.6204-0180.3 330547	L= 180
<b>VOLVO - C70 II Cabriolet (542) 03/06→12/13</b>							
 <b>Bremssattel</b>							
2.0 D	100	01/08→10/09	←	☐; 06/08→; passend für Felgenreöße [Zoll]: 17		11.9576-9975.2 220649	ATE Ø 57 - Halter
			←	☐; 06/08→; passend für Felgenreöße [Zoll]: 17		11.9576-9976.2 220650	ATE Ø 57 - Halter
			←	☐; 06/08→; passend für Felgenreöße [Zoll]: 15 / 16		24.3571-9813.5 240557	ATE Ø 57 - Halter
			←	☐; 06/08→; passend für Felgenreöße [Zoll]: 15 / 16		24.3571-9814.5 240558	ATE Ø 57 - Halter
			➔	☐; 06/08→; → 77106		11.9387-7015.2 220627	ATE Ø 38 - Halter
			➔	☐; 06/08→; → 77106		11.9387-7016.2 220628	ATE Ø 38 - Halter
			➔	☐; 77107→		11.9387-7099.2 221053	ATE Ø 38 - Halter
			➔	☐; 77107→		11.9387-7100.2 221054	ATE Ø 38 - Halter
2.4	103	03/06→10/09	←	☐; passend für Felgenreöße [Zoll]: 17		11.9576-9975.2 220649	ATE Ø 57 - Halter
2.4 D	120	03/07→06/13	←	☐; passend für Felgenreöße [Zoll]: 17		11.9576-9976.2 220650	ATE Ø 57 - Halter
2.4 i	125	03/06→10/09	←	☐; passend für Felgenreöße [Zoll]: 17		11.9576-9976.2 220650	ATE Ø 57 - Halter
D3	110	10/10→06/13	←	☐;		24.3571-9813.5 240557	ATE Ø 57 - Halter
D4	130	10/10→06/13	←	☐; passend für Felgenreöße [Zoll]: 15 / 16		24.3571-9814.5 240558	ATE Ø 57 - Halter
D5	132	03/06→06/13	←	☐;		24.3571-9814.5 240558	ATE Ø 57 - Halter
T5	162	03/06→02/07	←	☐; passend für Felgenreöße [Zoll]: 15 / 16		24.3571-9814.5 240558	ATE Ø 57 - Halter
T5	169	03/07→10/09	➔	☐; → 77106		11.9387-7015.2 220627	ATE Ø 38 - Halter
			➔	☐; → 77106		11.9387-7016.2 220628	ATE Ø 38 - Halter
			➔	☐; 77107→		11.9387-7099.2 221053	ATE Ø 38 - Halter
			➔	☐; 77107→		11.9387-7100.2 221054	ATE Ø 38 - Halter
<b>Halter, Bremssattel</b>							
2.0 D	100	01/08→10/09	←	06/08→; passend für Felgenreöße [Zoll]: 15 / 16		11.0230-0818.1 260135	ATE
			➔	06/08→; → 77106		11.0230-0698.2 260091	ATE
			➔	77107→		11.0230-0698.2 260091	ATE
2.4	103	03/06→10/09	←	passend für Felgenreöße [Zoll]: 15 / 16		11.0230-0818.1 260135	ATE
2.4 D	120	03/07→06/13	➔	77107→		11.0230-0698.2 260091	ATE
2.4 i	125	03/06→10/09	➔	77107→		11.0230-0698.2 260091	ATE
D3	110	10/10→06/13	➔	→ 77106		11.0230-0698.2 260091	ATE
D4	130	10/10→06/13					
D5	132	03/06→06/13					
T5	162	03/06→02/07					
T5	169	03/07→10/09					




















	kw			 	! #		
<b>VOLVO - C70 II Cabriolet (542) 03/06→12/13</b>							
<b>Feder, Bremssattel</b>							
2.0 D	100	01/08→10/09		77107→	2	11.8116-0340.1 390595	ATE
			←	06/08→; passend für Felgenreöße [Zoll]: 17	2	11.8116-0345.2 390596	ATE
			←	06/08→	2	11.8116-0356.1 390586	ATE
			→	06/08→; → 77106	2	11.8116-0340.1 390595	ATE
2.4	103	03/06→10/09		77107→	2	11.8116-0340.1 390595	ATE
2.4 D	120	03/07→06/13		passend für Felgenreöße [Zoll]: 17	2	11.8116-0345.2 390596	ATE
2.4 i	125	03/06→10/09	←		2	11.8116-0356.1 390586	ATE
D3	110	10/10→06/13	←		2	11.8116-0356.1 390586	ATE
D4	130	10/10→06/13		→ 77106	2	11.8116-0340.1 390595	ATE
D5	132	03/06→06/13	→		2	11.8116-0340.1 390595	ATE
T5	162	03/06→02/07					
T5	169	03/07→10/09					
<b>Führungshülzensatz, Bremssattel</b>							
2.0 D	100	01/08→10/09	→	06/08→; → 77106		11.0101-5407.2 260011	ATE
			→	77107→		11.0101-5407.2 260011	ATE
2.4	103	03/06→10/09	→	77107→		11.0101-5407.2 260011	ATE
2.4 D	120	03/07→06/13		→ 77106		11.0101-5407.2 260011	ATE
2.4 i	125	03/06→10/09	→				
D3	110	10/10→06/13					
D4	130	10/10→06/13					
D5	132	03/06→06/13					
T5	162	03/06→02/07					
T5	169	03/07→10/09					
<b>Führungsbolzen, Bremssattel</b>							
2.0 D	100	01/08→10/09		77107→		11.8171-0008.1 990049	ATE
				06/08→; → 77106		11.8171-0008.1 990049	ATE
2.4	103	03/06→10/09		→ 77106		11.8171-0008.1 990049	ATE
2.4 D	120	03/07→06/13		77107→		11.8171-0008.1 990049	ATE
2.4 i	125	03/06→10/09					
D3	110	10/10→06/13					
D4	130	10/10→06/13					
D5	132	03/06→06/13					
T5	162	03/06→02/07					
T5	169	03/07→10/09					
<b>Bremsschlauch</b>							
2.0 D	100	01/08→10/09	←	06/08→	2	83.7716-0398.3 330987	L= 395
			→	06/08→	2	83.7788-0383.3 330972	L= 382
2.4	103	03/06→10/09	←		2	83.7716-0398.3 330987	L= 395
2.4 i	125	03/06→10/09			2	83.7788-0383.3 330972	L= 382
D5	132	03/06→06/13	→		2	83.7788-0383.3 330972	L= 382
2.4 D	120	03/07→06/13	←	passend für Felgenreöße [Zoll]: 15 / 16	2	83.7716-0398.3 330987	L= 395
D4	130	10/10→06/13	←	passend für Felgenreöße [Zoll]: 17	2	83.7788-0414.3 330988	L= 411
			→		2	83.7788-0383.3 330972	L= 382
D3	110	10/10→06/13	←		2	83.7788-0383.3 330972	L= 382
			→		2	83.7788-0383.3 330972	L= 382
T5	162	03/06→02/07	←		2	83.7788-0414.3 330988	L= 411
T5	169	03/07→10/09	→		2	83.7788-0383.3 330972	L= 382
<b>VOLVO - S40 I (644) 07/95→12/04</b>							
<b>Bremssattel</b>							
1.6	77	09/95→08/99	←	☐; → 08/97		24.3541-1783.5 240269	TRW Ø 54 - Halter
1.8	85	07/95→08/99	←	☐; → 08/97		24.3541-1784.5 240270	TRW Ø 54 - Halter
1.9 T4	147	05/97→07/00	←	☐; → 08/97		24.3541-1785.5 240271	TRW Ø 54 - Halter
1.9 TD	66	07/95→08/99	←	☐; 09/97→		24.3541-1785.5 240271	TRW Ø 54 - Halter
2.0	100	07/95→12/03	←	☐; 09/97→		24.3541-1786.5 240272	TRW Ø 54 - Halter
2.0	103	07/95→08/99	←	☐; 09/97→		24.3541-1786.5 240272	TRW Ø 54 - Halter
			→	☐; → 426760		24.3384-1721.5 240255	TRW Ø 38 - Halter
			→	☐; → 426760		24.3384-1722.5 240256	TRW Ø 38 - Halter
			→	☐; 426761→		24.3384-1743.5 240319	TRW Ø 38 - Halter
			→	☐; 426761→		24.3384-1744.5 240320	TRW Ø 38 - Halter
1.6	80	03/99→12/03	←	☐		24.3541-1785.5 240271	TRW Ø 54 - Halter
1.8	90	03/99→12/03	←	☐		24.3541-1786.5 240272	TRW Ø 54 - Halter
1.8 i	92	03/98→12/03	←	☐		24.3541-1786.5 240272	TRW Ø 54 - Halter
1.9 DI	70	03/99→07/00	→	☐; → 426760		24.3384-1721.5 240255	TRW Ø 38 - Halter
↓							








	kw			 	! #			
<b>VOLVO - S40 I (644) 07/95→12/04</b>								
 <b>Bremssattel</b>								
1.6	80	03/99→12/03	➡	☐; → 426760		24.3384-1722.5	240256	TRW Ø 38 - Halter
1.8	90	03/99→12/03	➡	☐; 426761→		24.3384-1743.5	240319	TRW Ø 38 - Halter
1.8 i	92	03/98→12/03	➡	☐; 426761→		24.3384-1744.5	240320	TRW Ø 38 - Halter
1.9 DI	70	03/99→07/00	➡	☐; 426761→		24.3384-1744.5	240320	TRW Ø 38 - Halter
1.8	85	06/01→08/03	➡	☐; → 426760		24.3384-1721.5	240255	TRW Ø 38 - Halter
			➡	☐; → 426760		24.3384-1722.5	240256	TRW Ø 38 - Halter
1.8 i	90	06/01→12/03	⬅	☐		24.3541-1785.5	240271	TRW Ø 54 - Halter
1.9 DI	75	07/00→12/03	⬅	☐		24.3541-1786.5	240272	TRW Ø 54 - Halter
1.9 DI	85	07/00→12/03	⬅	☐		24.3541-1786.5	240272	TRW Ø 54 - Halter
2.0 T	120	06/01→12/03	➡	☐		24.3384-1743.5	240319	TRW Ø 38 - Halter
2.0 T	121	07/00→06/01	➡	☐		24.3384-1744.5	240320	TRW Ø 38 - Halter
2.0 T4	147	07/00→12/03	➡	☐		24.3384-1744.5	240320	TRW Ø 38 - Halter
2.0 T	118	10/97→12/03	⬅	☐; → 07/00		24.3541-1785.5	240271	TRW Ø 54 - Halter
			⬅	☐; → 07/00		24.3541-1786.5	240272	TRW Ø 54 - Halter
			➡	☐; → 426760		24.3384-1721.5	240255	TRW Ø 38 - Halter
			➡	☐; → 426760		24.3384-1722.5	240256	TRW Ø 38 - Halter
			➡	☐; 426761→; → 07/00		24.3384-1743.5	240319	TRW Ø 38 - Halter
			➡	☐; 426761→; → 07/00		24.3384-1744.5	240320	TRW Ø 38 - Halter
 <b>Bremsschlauch</b>								
1.6	77	09/95→08/99	⬅		2	24.5248-0461.3	330707	L= 460
1.6	80	03/99→12/03	⬅					
1.8	85	07/95→08/99	➡		2	24.5249-0416.3	330708	L= 416
1.8	90	03/99→12/03	➡					
1.8 i	90	06/01→12/03	➡					
1.8 i	92	03/98→12/03	➡					
1.9 DI	70	03/99→07/00	➡					
1.9 DI	75	07/00→12/03	➡					
1.9 DI	85	07/00→12/03	➡					
1.9 T4	147	05/97→07/00	➡					
1.9 TD	66	07/95→08/99	➡					
2.0	100	07/95→12/03	➡					
2.0	103	07/95→08/99	➡					
2.0 T	120	06/01→12/03	➡					
2.0 T	121	07/00→06/01	➡					
2.0 T4	147	07/00→12/03	➡					
2.0 T	118	10/97→12/03	⬅	→ 07/00	2	24.5248-0461.3	330707	L= 460
			➡	→ 07/00	2	24.5249-0416.3	330708	L= 416
<b>VOLVO - S40 II (544) 12/03→12/12</b>								
 <b>Bremssattel</b>								
1.6	74	01/05→12/12	⬅	☐; → 05/12; passend für Felgenreöße [Zoll]: 17		11.9576-9975.2	220649	ATE Ø 57 - Halter
1.6 D	81	01/05→12/12	⬅	☐; → 05/12; passend für Felgenreöße [Zoll]: 17		11.9576-9976.2	220650	ATE Ø 57 - Halter
1.6 D2	84	10/10→12/12	⬅	☐; → 05/12; passend für Felgenreöße [Zoll]: 17		11.9576-9976.2	220650	ATE Ø 57 - Halter
2.0	107	10/06→12/12	⬅	☐; → 05/12; passend für Felgenreöße [Zoll]: 17		11.9576-9976.2	220650	ATE Ø 57 - Halter
2.0 F	107	10/09→12/12	⬅	☐; → 05/12; nicht für Felgenreöße [Zoll]: 17		24.3571-9813.5	240557	ATE Ø 57 - Halter
2.4 AWD	125	08/06→12/12	⬅	☐; → 05/12; nicht für Felgenreöße [Zoll]: 17		24.3571-9813.5	240557	ATE Ø 57 - Halter
D3	110	10/10→12/12	⬅	☐; → 05/12; nicht für Felgenreöße [Zoll]: 17		24.3571-9814.5	240558	ATE Ø 57 - Halter
D4	130	10/10→12/12	⬅	☐; → 05/12; nicht für Felgenreöße [Zoll]: 17		24.3571-9814.5	240558	ATE Ø 57 - Halter
T5	169	03/07→12/12	➡	☐; → 462752		11.9387-7015.2	220627	ATE Ø 38 - Halter
			➡	☐; → 462752		11.9387-7016.2	220628	ATE Ø 38 - Halter
			➡	☐; 462753→; → 05/12		11.9387-7099.2	221053	ATE Ø 38 - Halter
			➡	☐; 462753→; → 05/12		11.9387-7100.2	221054	ATE Ø 38 - Halter
1.8	92	04/04→12/10	⬅	☐; passend für Felgenreöße [Zoll]: 17		11.9576-9975.2	220649	ATE Ø 57 - Halter
2.0 D	100	01/04→12/10	⬅	☐; passend für Felgenreöße [Zoll]: 17		11.9576-9976.2	220650	ATE Ø 57 - Halter
2.4	103	01/04→12/10	⬅	☐; passend für Felgenreöße [Zoll]: 17		11.9576-9976.2	220650	ATE Ø 57 - Halter
2.4	125	01/04→12/12	⬅	☐; nicht für Felgenreöße [Zoll]: 17		24.3571-9813.5	240557	ATE Ø 57 - Halter
2.4 D5	132	03/06→12/10	⬅	☐; nicht für Felgenreöße [Zoll]: 17		24.3571-9814.5	240558	ATE Ø 57 - Halter
T5	162	01/04→12/07	⬅	☐; nicht für Felgenreöße [Zoll]: 17		24.3571-9814.5	240558	ATE Ø 57 - Halter
T5 AWD	162	04/04→12/07	➡	☐; → 462752		11.9387-7015.2	220627	ATE Ø 38 - Halter
T5 AWD	169	03/07→12/10	➡	☐; → 462752		11.9387-7016.2	220628	ATE Ø 38 - Halter
			➡	☐; 462753→		11.9387-7099.2	221053	ATE Ø 38 - Halter
			➡	☐; 462753→		11.9387-7100.2	221054	ATE Ø 38 - Halter
1.8 FlexFuel	92	01/06→12/10	⬅	☐; 04/07→; passend für Felgenreöße [Zoll]: 17		11.9576-9975.2	220649	ATE Ø 57 - Halter
			⬅	☐; 04/07→; passend für Felgenreöße [Zoll]: 17		11.9576-9976.2	220650	ATE Ø 57 - Halter
↓								










	kw			 	! #			
<b>VOLVO - S40 II (544) 12/03→12/12</b>								
<b> Bremssattel</b>								
1.8 FlexFuel	92	01/06→12/10	←	☐; 04/07→; nicht für Felgengröße [Zoll]: 17		24.3571-9813.5	240557	ATE Ø 57 - Halter
			←	☐; 04/07→; nicht für Felgengröße [Zoll]: 17		24.3571-9814.5	240558	ATE Ø 57 - Halter
			→	☐; 04/07→; → 462752		11.9387-7015.2	220627	ATE Ø 38 - Halter
			→	☐; 04/07→; → 462752		11.9387-7016.2	220628	ATE Ø 38 - Halter
			→	☐; 462753→		11.9387-7099.2	221053	ATE Ø 38 - Halter
			→	☐; 462753→		11.9387-7100.2	221054	ATE Ø 38 - Halter
<b>Halter, Bremssattel</b>								
1.6	74	01/05→12/12	←	→ 05/12; nicht für Felgengröße [Zoll]: 17		11.0230-0818.1	260135	ATE
1.6 D	81	01/05→12/12						
1.6 D2	84	10/10→12/12	→	462753→; → 05/12		11.0230-0698.2	260091	ATE
2.0	107	10/06→12/12						
2.0 F	107	10/09→12/12	→	→ 462752		11.0230-0698.2	260091	ATE
2.4 AWD	125	08/06→12/12						
D3	110	10/10→12/12						
D4	130	10/10→12/12						
T5	169	03/07→12/12						
1.8	92	04/04→12/10	←	nicht für Felgengröße [Zoll]: 17		11.0230-0818.1	260135	ATE
2.0 D	100	01/04→12/10						
2.4	103	01/04→12/10	→	→ 462752		11.0230-0698.2	260091	ATE
2.4	125	01/04→12/12	→	462753→		11.0230-0698.2	260091	ATE
2.4 D5	132	03/06→12/10						
T5	162	01/04→12/07						
T5 AWD	162	04/04→12/07						
T5 AWD	169	03/07→12/10						
1.8 FlexFuel	92	01/06→12/10	←	04/07→; nicht für Felgengröße [Zoll]: 17		11.0230-0818.1	260135	ATE
			→	462753→		11.0230-0698.2	260091	ATE
			→	04/07→; → 462752		11.0230-0698.2	260091	ATE
<b>Feder, Bremssattel</b>								
1.6	74	01/05→12/12		462753→; → 05/12	2	11.8116-0340.1	390595	ATE
1.6 D	81	01/05→12/12						
1.6 D2	84	10/10→12/12		→ 05/12; passend für Felgengröße [Zoll]: 17	2	11.8116-0345.2	390596	ATE
2.0	107	10/06→12/12						
2.0 F	107	10/09→12/12	←	→ 05/12	2	11.8116-0356.1	390586	ATE
2.4 AWD	125	08/06→12/12	→	→ 462752	2	11.8116-0340.1	390595	ATE
D3	110	10/10→12/12						
D4	130	10/10→12/12						
T5	169	03/07→12/12						
1.8	92	04/04→12/10		462753→	2	11.8116-0340.1	390595	ATE
2.0 D	100	01/04→12/10						
2.4	103	01/04→12/10		passend für Felgengröße [Zoll]: 17	2	11.8116-0345.2	390596	ATE
2.4	125	01/04→12/12	←		2	11.8116-0356.1	390586	ATE
2.4 D5	132	03/06→12/10	→	→ 462752	2	11.8116-0340.1	390595	ATE
T5	162	01/04→12/07						
T5 AWD	162	04/04→12/07						
T5 AWD	169	03/07→12/10						
1.8 FlexFuel	92	01/06→12/10		462753→	2	11.8116-0340.1	390595	ATE
				04/07→; passend für Felgengröße [Zoll]: 17	2	11.8116-0345.2	390596	ATE
			←	04/07→	2	11.8116-0356.1	390586	ATE
			→	04/07→; → 462752	2	11.8116-0340.1	390595	ATE
<b>Führungshülzensatz, Bremssattel</b>								
1.6	74	01/05→12/12	←	→ 05/12		11.0101-5407.2	260011	ATE
1.6 D	81	01/05→12/12						
1.6 D2	84	10/10→12/12	→	462753→; → 05/12		11.0101-5407.2	260011	ATE
2.0	107	10/06→12/12	→	→ 462752		11.0101-5407.2	260011	ATE
2.0 F	107	10/09→12/12						
2.4 AWD	125	08/06→12/12						
D3	110	10/10→12/12						
D4	130	10/10→12/12						
T5	169	03/07→12/12						
1.8	92	04/04→12/10	←			11.0101-5407.2	260011	ATE
2.0 D	100	01/04→12/10	→	→ 462752		11.0101-5407.2	260011	ATE
2.4	103	01/04→12/10	→	462753→		11.0101-5407.2	260011	ATE
2.4	125	01/04→12/12						
2.4 D5	132	03/06→12/10						
T5	162	01/04→12/07						
T5 AWD	162	04/04→12/07						
T5 AWD	169	03/07→12/10						
1.8 FlexFuel	92	01/06→12/10	←	04/07→		11.0101-5407.2	260011	ATE
↓								

	kW			 	! #		
<b>VOLVO - S40 II (544) 12/03→12/12</b>							
<b>Führungshülzensatz, Bremsattel</b>							
1.8 FlexFuel	92	01/06→12/10	➡	462753→		11.0101-5407.2 260011	ATE
			➡	04/07→; → 462752		11.0101-5407.2 260011	ATE
<b>Führungsbolzen, Bremsattel</b>							
1.6	74	01/05→12/12		462753→; → 05/12		11.8171-0008.1 990049	ATE
1.6 D	81	01/05→12/12					
1.6 D2	84	10/10→12/12		→ 05/12		11.8171-0008.1 990049	ATE
2.0	107	10/06→12/12		→ 462752		11.8171-0008.1 990049	ATE
2.0 F	107	10/09→12/12					
2.4 AWD	125	08/06→12/12					
D3	110	10/10→12/12					
D4	130	10/10→12/12					
T5	169	03/07→12/12					
1.8	92	04/04→12/10		→ 462752		11.8171-0008.1 990049	ATE
2.0 D	100	01/04→12/10					
2.4	103	01/04→12/10		462753→		11.8171-0008.1 990049	ATE
2.4	125	01/04→12/12				11.8171-0008.1 990049	ATE
2.4 D5	132	03/06→12/10					
T5	162	01/04→12/07					
T5 AWD	162	04/04→12/07					
T5 AWD	169	03/07→12/10					
1.8 FlexFuel	92	01/06→12/10		04/07→		11.8171-0008.1 990049	ATE
				04/07→; → 462752		11.8171-0008.1 990049	ATE
				462753→		11.8171-0008.1 990049	ATE
<b> Bremsschlauch</b>							
1.6	74	01/05→12/12	←	→ 05/12; nicht für Felgenreöße [Zoll]: 17	2	83.7716-0398.3 330987	L= 395
1.6 D	81	01/05→12/12	←	→ 05/12;	2	83.7788-0414.3 330988	L= 411
1.6 D2	84	10/10→12/12	←	passend für Felgenreöße [Zoll]: 17			
2.0	107	10/06→12/12	➡	→ 05/12	2	83.7788-0383.3 330972	L= 382
2.0 F	107	10/09→12/12	➡				
2.4 AWD	125	08/06→12/12					
D3	110	10/10→12/12					
D4	130	10/10→12/12					
T5	169	03/07→12/12					
1.8	92	04/04→12/10	←	nicht für Felgenreöße [Zoll]: 17	2	83.7716-0398.3 330987	L= 395
2.0 D	100	01/04→12/10	←	passend für Felgenreöße [Zoll]: 17	2	83.7788-0414.3 330988	L= 411
2.4	103	01/04→12/10	➡		2	83.7788-0383.3 330972	L= 382
2.4	125	01/04→12/12	➡				
2.4 D5	132	03/06→12/10					
T5	162	01/04→12/07					
1.8 FlexFuel	92	01/06→12/10	←	04/07→; nicht für Felgenreöße [Zoll]: 17	2	83.7716-0398.3 330987	L= 395
			←	04/07→;	2	83.7788-0414.3 330988	L= 411
			➡	passend für Felgenreöße [Zoll]: 17			
			➡	04/07→	2	83.7788-0383.3 330972	L= 382
T5 AWD	162	04/04→12/07	←	nicht für Felgenreöße [Zoll]: 17	2	83.7788-0414.3 330988	L= 411
T5 AWD	169	03/07→12/10	←	passend für Felgenreöße [Zoll]: 17	2	83.7788-0425.3 331232	L= 425
			➡		2	83.7788-0386.3 331231	L= 386
<b>VOLVO - S60 I (384) 07/00→04/10</b>							
<b> Bremssattel</b>							
2.0 T	132	07/00→04/10	←	☐; 09/01→ 01/09; passend für Felgenreöße [Zoll]: 17		24.3571-9863.5 240691	ATE Ø 57 - Halter
			←	☐; 09/01→ 01/09; passend für Felgenreöße [Zoll]: 17		24.3571-9864.5 240692	ATE Ø 57 - Halter
			←	☐; 09/01→ 01/09; passend für Felgenreöße [Zoll]: 15 / 16		24.3601-9829.5 240507	ATE Ø 60 - Halter
			←	☐; 09/01→ 01/09; passend für Felgenreöße [Zoll]: 15 / 16		24.3601-9830.5 240508	ATE Ø 60 - Halter
			➡	☐; 09/01→ 01/09		24.3421-9979.5 240475	ATE Ø 42 - Halter
			➡	☐; 09/01→ 01/09		24.3421-9980.5 240476	ATE Ø 42 - Halter
2.3 T5	195	07/00→09/02	←	☐; passend für Felgenreöße [Zoll]: 17		24.3571-9863.5 240691	ATE Ø 57 - Halter
2.4	132	01/05→10/06	←	☐; passend für Felgenreöße [Zoll]: 17		24.3571-9864.5 240692	ATE Ø 57 - Halter
2.4 D	90	05/05→12/06	←	☐; passend für Felgenreöße [Zoll]: 15 / 16		24.3601-9829.5 240507	ATE Ø 60 - Halter
			←	☐; passend für Felgenreöße [Zoll]: 15 / 16		24.3601-9830.5 240508	ATE Ø 60 - Halter
			➡	☐		24.3421-9979.5 240475	ATE Ø 42 - Halter
			➡	☐		24.3421-9980.5 240476	ATE Ø 42 - Halter
↓							










	kw			 	! #		
<b>VOLVO - S60 I (384) 07/00→04/10</b>							
 <b>Bremssattel</b>							
2.4 2.4 T	103 147	07/00→04/10 07/00→04/10	←	☐; 11/00→ 01/09; passend für Felgengröße [Zoll]: 17	24.3571-9863.5	240691	ATE Ø 57 - Halter
			←	☐; 11/00→ 01/09; passend für Felgengröße [Zoll]: 17	24.3571-9864.5	240692	ATE Ø 57 - Halter
			←	☐; 11/00→ 01/09; passend für Felgengröße [Zoll]: 15 / 16	24.3601-9829.5	240507	ATE Ø 60 - Halter
			←	☐; 11/00→ 01/09; passend für Felgengröße [Zoll]: 15 / 16	24.3601-9830.5	240508	ATE Ø 60 - Halter
			→	☐; 11/00→ 01/09	24.3421-9979.5	240475	ATE Ø 42 - Halter
			→	☐; 11/00→ 01/09	24.3421-9980.5	240476	ATE Ø 42 - Halter
2.4 2.4 D 2.4 T5	125 120 191	11/00→04/10 07/05→12/09 04/04→04/10	←	☐; → 01/09; passend für Felgengröße [Zoll]: 17	24.3571-9863.5	240691	ATE Ø 57 - Halter
			←	☐; → 01/09; passend für Felgengröße [Zoll]: 17	24.3571-9864.5	240692	ATE Ø 57 - Halter
			←	☐; → 01/09; passend für Felgengröße [Zoll]: 15 / 16	24.3601-9829.5	240507	ATE Ø 60 - Halter
			←	☐; → 01/09; passend für Felgengröße [Zoll]: 15 / 16	24.3601-9830.5	240508	ATE Ø 60 - Halter
			→	☐; → 01/09	24.3421-9979.5	240475	ATE Ø 42 - Halter
			→	☐; → 01/09	24.3421-9980.5	240476	ATE Ø 42 - Halter
2.4 Bifuel (CNG) 2.4 Bifuel (LPG)	103 103	07/01→04/10 07/01→04/10	←	☐; 06/02→ 01/09; passend für Felgengröße [Zoll]: 17	24.3571-9863.5	240691	ATE Ø 57 - Halter
			←	☐; 06/02→ 01/09; passend für Felgengröße [Zoll]: 17	24.3571-9864.5	240692	ATE Ø 57 - Halter
			←	☐; 06/02→ 01/09; passend für Felgengröße [Zoll]: 15 / 16	24.3601-9829.5	240507	ATE Ø 60 - Halter
			←	☐; 06/02→ 01/09; passend für Felgengröße [Zoll]: 15 / 16	24.3601-9830.5	240508	ATE Ø 60 - Halter
			→	☐; 06/02→ 01/09	24.3421-9979.5	240475	ATE Ø 42 - Halter
			→	☐; 06/02→ 01/09	24.3421-9980.5	240476	ATE Ø 42 - Halter
2.4 D 2.4 D5	93 136	03/05→04/10 03/05→04/10	←	☐; 09/05→ 01/09; passend für Felgengröße [Zoll]: 17	24.3571-9863.5	240691	ATE Ø 57 - Halter
			←	☐; 09/05→ 01/09; passend für Felgengröße [Zoll]: 17	24.3571-9864.5	240692	ATE Ø 57 - Halter
			←	☐; 09/05→ 01/09; passend für Felgengröße [Zoll]: 15 / 16	24.3601-9829.5	240507	ATE Ø 60 - Halter
			←	☐; 09/05→ 01/09; passend für Felgengröße [Zoll]: 15 / 16	24.3601-9830.5	240508	ATE Ø 60 - Halter
			→	☐; 09/05→ 01/09	24.3421-9979.5	240475	ATE Ø 42 - Halter
			→	☐; 09/05→ 01/09	24.3421-9980.5	240476	ATE Ø 42 - Halter
2.4 D	96	05/01→04/10	←	☐; 12/01→ 01/09; passend für Felgengröße [Zoll]: 17	24.3571-9863.5	240691	ATE Ø 57 - Halter
			←	☐; 12/01→ 01/09; passend für Felgengröße [Zoll]: 17	24.3571-9864.5	240692	ATE Ø 57 - Halter
			←	☐; 12/01→ 01/09; passend für Felgengröße [Zoll]: 15 / 16	24.3601-9829.5	240507	ATE Ø 60 - Halter
			←	☐; 12/01→ 01/09; passend für Felgengröße [Zoll]: 15 / 16	24.3601-9830.5	240508	ATE Ø 60 - Halter
			→	☐; 12/01→ 01/09	24.3421-9979.5	240475	ATE Ø 42 - Halter
			→	☐; 12/01→ 01/09	24.3421-9980.5	240476	ATE Ø 42 - Halter
2.4 D5	120	01/01→04/10	←	☐; 07/01→ 01/09; passend für Felgengröße [Zoll]: 17	24.3571-9863.5	240691	ATE Ø 57 - Halter
			←	☐; 07/01→ 01/09; passend für Felgengröße [Zoll]: 17	24.3571-9864.5	240692	ATE Ø 57 - Halter
			←	☐; 07/01→ 01/09; passend für Felgengröße [Zoll]: 15 / 16	24.3601-9829.5	240507	ATE Ø 60 - Halter
			←	☐; 07/01→ 01/09; passend für Felgengröße [Zoll]: 15 / 16	24.3601-9830.5	240508	ATE Ø 60 - Halter
			→	☐; 07/01→ 01/09	24.3421-9979.5	240475	ATE Ø 42 - Halter
			→	☐; 07/01→ 01/09	24.3421-9980.5	240476	ATE Ø 42 - Halter
2.4 T AWD	147	06/01→04/10	←	☐; 11/01→ 01/09; passend für Felgengröße [Zoll]: 17	24.3571-9863.5	240691	ATE Ø 57 - Halter
			←	☐; 11/01→ 01/09; passend für Felgengröße [Zoll]: 17	24.3571-9864.5	240692	ATE Ø 57 - Halter
			←	☐; 11/01→ 01/09; passend für Felgengröße [Zoll]: 15 / 16	24.3601-9829.5	240507	ATE Ø 60 - Halter
			←	☐; 11/01→ 01/09; passend für Felgengröße [Zoll]: 15 / 16	24.3601-9830.5	240508	ATE Ø 60 - Halter

	kw			 	! #		
<b>VOLVO - S60 I (384) 07/00→04/10</b>							
<b>Bremssattel</b>							
2.4 T AWD	147	06/01→04/10	➔	☐; 11/01→ 01/09	2	24.3421-9979.5 240475	ATE Ø 42 - Halter
			➔	☐; 11/01→ 01/09	2	24.3421-9980.5 240476	ATE Ø 42 - Halter
2.5 T	154	01/03→04/10	➔	☐; 02/04→ 01/09; passend für Felgengröße [Zoll]: 17	2	24.3571-9863.5 240691	ATE Ø 57 - Halter
			➔	☐; 02/04→ 01/09; passend für Felgengröße [Zoll]: 17	2	24.3571-9864.5 240692	ATE Ø 57 - Halter
			➔	☐; 02/04→ 01/09; passend für Felgengröße [Zoll]: 15 / 16	2	24.3601-9829.5 240507	ATE Ø 60 - Halter
			➔	☐; 02/04→ 01/09; passend für Felgengröße [Zoll]: 15 / 16	2	24.3601-9830.5 240508	ATE Ø 60 - Halter
			➔	☐; 02/04→ 01/09	2	24.3421-9979.5 240475	ATE Ø 42 - Halter
			➔	☐; 02/04→ 01/09	2	24.3421-9980.5 240476	ATE Ø 42 - Halter
2.5 T AWD	154	07/02→04/10	➔	☐; 04/04→ 01/09; passend für Felgengröße [Zoll]: 17	2	24.3571-9863.5 240691	ATE Ø 57 - Halter
			➔	☐; 04/04→ 01/09; passend für Felgengröße [Zoll]: 17	2	24.3571-9864.5 240692	ATE Ø 57 - Halter
			➔	☐; 04/04→ 01/09; passend für Felgengröße [Zoll]: 15 / 16	2	24.3601-9829.5 240507	ATE Ø 60 - Halter
			➔	☐; 04/04→ 01/09; passend für Felgengröße [Zoll]: 15 / 16	2	24.3601-9830.5 240508	ATE Ø 60 - Halter
			➔	☐; 04/04→ 01/09	2	24.3421-9979.5 240475	ATE Ø 42 - Halter
			➔	☐; 04/04→ 01/09	2	24.3421-9980.5 240476	ATE Ø 42 - Halter
T5	184	07/00→04/10	➔	☐; 08/00→ 04/04; passend für Felgengröße [Zoll]: 17	2	24.3571-9863.5 240691	ATE Ø 57 - Halter
			➔	☐; 08/00→ 04/04; passend für Felgengröße [Zoll]: 17	2	24.3571-9864.5 240692	ATE Ø 57 - Halter
			➔	☐; 08/00→ 04/04; passend für Felgengröße [Zoll]: 15 / 16	2	24.3601-9829.5 240507	ATE Ø 60 - Halter
			➔	☐; 08/00→ 04/04; passend für Felgengröße [Zoll]: 15 / 16	2	24.3601-9830.5 240508	ATE Ø 60 - Halter
			➔	☐; 08/00→ 04/04	2	24.3421-9979.5 240475	ATE Ø 42 - Halter
			➔	☐; 08/00→ 04/04	2	24.3421-9980.5 240476	ATE Ø 42 - Halter
<b>Feder, Bremssattel</b>							
2.0 T	132	07/00→04/10		09/01→ 01/09	2	11.8116-0236.1 390507	ATE
				09/01→ 01/09; passend für Felgengröße [Zoll]: 17	2	11.8116-0366.2 390587	ATE
2.3 T5	195	07/00→09/02			2	11.8116-0236.1 390507	ATE
2.4	132	01/05→10/06			2	11.8116-0366.2 390587	ATE
2.4 D	90	05/05→12/06		passend für Felgengröße [Zoll]: 17	2	11.8116-0366.2 390587	ATE
2.4	103	07/00→04/10		11/00→ 01/09	2	11.8116-0236.1 390507	ATE
2.4 T	147	07/00→04/10		11/00→ 01/09; passend für Felgengröße [Zoll]: 17	2	11.8116-0366.2 390587	ATE
2.4	125	11/00→04/10		→ 01/09	2	11.8116-0236.1 390507	ATE
2.4 D	120	07/05→12/09		→ 01/09;	2	11.8116-0366.2 390587	ATE
2.4 T5	191	04/04→04/10		passend für Felgengröße [Zoll]: 17	2	11.8116-0236.1 390507	ATE
2.4 Bifuel (CNG)	103	07/01→04/10		06/02→ 01/09	2	11.8116-0236.1 390507	ATE
2.4 Bifuel (LPG)	103	07/01→04/10		06/02→ 01/09; passend für Felgengröße [Zoll]: 17	2	11.8116-0366.2 390587	ATE
2.4 D	93	03/05→04/10		09/05→ 01/09	2	11.8116-0236.1 390507	ATE
2.4 D5	136	03/05→04/10		09/05→ 01/09; passend für Felgengröße [Zoll]: 17	2	11.8116-0366.2 390587	ATE
2.4 D	96	05/01→04/10		12/01→ 01/09	2	11.8116-0236.1 390507	ATE
				12/01→ 01/09; passend für Felgengröße [Zoll]: 17	2	11.8116-0366.2 390587	ATE
2.4 D5	120	01/01→04/10		07/01→ 01/09	2	11.8116-0236.1 390507	ATE
				07/01→ 01/09; passend für Felgengröße [Zoll]: 17	2	11.8116-0366.2 390587	ATE
2.4 T AWD	147	06/01→04/10		11/01→ 01/09	2	11.8116-0236.1 390507	ATE
				11/01→ 01/09; passend für Felgengröße [Zoll]: 17	2	11.8116-0366.2 390587	ATE
2.5 T	154	01/03→04/10		02/04→ 01/09	2	11.8116-0236.1 390507	ATE
				02/04→ 01/09; passend für Felgengröße [Zoll]: 17	2	11.8116-0366.2 390587	ATE
2.5 T AWD	154	07/02→04/10		04/04→ 01/09	2	11.8116-0236.1 390507	ATE
				04/04→ 01/09; passend für Felgengröße [Zoll]: 17	2	11.8116-0366.2 390587	ATE
T5	184	07/00→04/10		08/00→ 04/04	2	11.8116-0236.1 390507	ATE
↓							











	kw			 	! #		
<b>VOLVO - S60 I (384) 07/00→04/10</b>							
<b>Feder, Bremssattel</b>							
T5	184	07/00→04/10		08/00→04/04; passend für Felgenreöße [Zoll]: 17	2	11.8116-0366.2 390587	ATE
<b>Führungshülzensatz, Bremssattel</b>							
2.0 T	132	07/00→04/10	←	09/01→01/09		11.0101-5407.2 260011	ATE
			→	09/01→01/09		11.0101-5407.2 260011	ATE
2.3 T5	195	07/00→09/02	←			11.0101-5407.2 260011	ATE
2.4	132	01/05→10/06					
2.4 D	90	05/05→12/06	→			11.0101-5407.2 260011	ATE
2.4	103	07/00→04/10	←	11/00→01/09		11.0101-5407.2 260011	ATE
2.4 T	147	07/00→04/10	→	11/00→01/09		11.0101-5407.2 260011	ATE
2.4	125	11/00→04/10	←	→01/09		11.0101-5407.2 260011	ATE
2.4 D	120	07/05→12/09					
2.4 T5	191	04/04→04/10	→	→01/09		11.0101-5407.2 260011	ATE
2.4 Bifuel (CNG)	103	07/01→04/10	←	06/02→01/09		11.0101-5407.2 260011	ATE
2.4 Bifuel (LPG)	103	07/01→04/10	→	06/02→01/09		11.0101-5407.2 260011	ATE
2.4 D	93	03/05→04/10	←	09/05→01/09		11.0101-5407.2 260011	ATE
2.4 D5	136	03/05→04/10	→	09/05→01/09		11.0101-5407.2 260011	ATE
2.4 D	96	05/01→04/10	←	12/01→01/09		11.0101-5407.2 260011	ATE
			→	12/01→01/09		11.0101-5407.2 260011	ATE
2.4 D5	120	01/01→04/10	←	07/01→01/09		11.0101-5407.2 260011	ATE
			→	07/01→01/09		11.0101-5407.2 260011	ATE
2.4 T AWD	147	06/01→04/10	←	11/01→01/09		11.0101-5407.2 260011	ATE
			→	11/01→01/09		11.0101-5407.2 260011	ATE
2.5 T	154	01/03→04/10	←	02/04→01/09		11.0101-5407.2 260011	ATE
			→	02/04→01/09		11.0101-5407.2 260011	ATE
2.5 T AWD	154	07/02→04/10	←	04/04→01/09		11.0101-5407.2 260011	ATE
			→	04/04→01/09		11.0101-5407.2 260011	ATE
T5	184	07/00→04/10	←	08/00→04/04		11.0101-5407.2 260011	ATE
			→	08/00→04/04		11.0101-5407.2 260011	ATE
<b>Führungsbolzen, Bremssattel</b>							
2.0 T	132	07/00→04/10		09/01→01/09		11.8171-0008.1 990049	ATE
						11.8171-0067.1 250153	ATE
2.3 T5	195	07/00→09/02				11.8171-0008.1 990049	ATE
2.4	132	01/05→10/06					
2.4 D	90	05/05→12/06				11.8171-0067.1 250153	ATE
2.4	103	07/00→04/10		11/00→01/09		11.8171-0008.1 990049	ATE
2.4 T	147	07/00→04/10				11.8171-0067.1 250153	ATE
2.4	125	11/00→04/10		→01/09		11.8171-0008.1 990049	ATE
2.4 D	120	07/05→12/09				11.8171-0067.1 250153	ATE
2.4 T5	191	04/04→04/10					
2.4 Bifuel (CNG)	103	07/01→04/10		06/02→01/09		11.8171-0008.1 990049	ATE
2.4 Bifuel (LPG)	103	07/01→04/10				11.8171-0067.1 250153	ATE
2.4 D	93	03/05→04/10		09/05→01/09		11.8171-0008.1 990049	ATE
2.4 D5	136	03/05→04/10				11.8171-0067.1 250153	ATE
2.4 D	96	05/01→04/10		12/01→01/09		11.8171-0008.1 990049	ATE
						11.8171-0067.1 250153	ATE
2.4 D5	120	01/01→04/10		07/01→01/09		11.8171-0008.1 990049	ATE
						11.8171-0067.1 250153	ATE
2.4 T AWD	147	06/01→04/10		11/01→01/09		11.8171-0008.1 990049	ATE
						11.8171-0067.1 250153	ATE
2.5 T	154	01/03→04/10		02/04→01/09		11.8171-0008.1 990049	ATE
						11.8171-0067.1 250153	ATE
2.5 T AWD	154	07/02→04/10		04/04→01/09		11.8171-0008.1 990049	ATE
						11.8171-0067.1 250153	ATE
T5	184	07/00→04/10		08/00→04/04		11.8171-0008.1 990049	ATE
						11.8171-0067.1 250153	ATE
<b>Bremsschlauch</b>							
2.0 T	132	07/00→04/10	←	09/01→01/09; nicht für Felgenreöße [Zoll]: 17	2	83.6113-0321.3 330621	L= 320
↓							

















	kw			 	! #		
<b>VOLVO - S60 I (384) 07/00→04/10</b>							
 <b>Bremsschlauch</b>							
2.0 T	132	07/00→04/10	←	09/01→ 01/09; passend für Felgengröße [Zoll]: 17	2	83.6124-0304.3 330983	L= 300
			→	09/01→ 01/09	2	83.7724-0268.3 331076	L= 265
2.3 T5	195	07/00→09/02	←	nicht für Felgengröße [Zoll]: 17	2	83.6113-0321.3 330621	L= 320
2.4	132	01/05→10/06	←	passend für Felgengröße [Zoll]: 17	2	83.6124-0304.3 330983	L= 300
2.4 D	90	05/05→12/06	←	passend für Felgengröße [Zoll]: 17	2	83.6124-0304.3 330983	L= 300
			→		2	83.7724-0268.3 331076	L= 265
2.4	103	07/00→04/10	←	11/00→ 01/09; nicht für Felgengröße [Zoll]: 17	2	83.6113-0321.3 330621	L= 320
2.4 T	147	07/00→04/10	←	11/00→ 01/09; passend für Felgengröße [Zoll]: 17	2	83.6124-0304.3 330983	L= 300
			→	11/00→ 01/09	2	83.7724-0268.3 331076	L= 265
2.4	125	11/00→04/10	←	→ 01/09; nicht für Felgengröße [Zoll]: 17	2	83.6113-0321.3 330621	L= 320
2.4 D	120	07/05→12/09	←	→ 01/09; passend für Felgengröße [Zoll]: 17	2	83.6124-0304.3 330983	L= 300
2.4 T5	191	04/04→04/10	←	→ 01/09	2	83.7724-0268.3 331076	L= 265
2.4 Bifuel (CNG)	103	07/01→04/10	←	06/02→ 01/09; nicht für Felgengröße [Zoll]: 17	2	83.6113-0321.3 330621	L= 320
2.4 Bifuel (LPG)	103	07/01→04/10	←	06/02→ 01/09; passend für Felgengröße [Zoll]: 17	2	83.6124-0304.3 330983	L= 300
			→	06/02→ 01/09	2	83.7724-0268.3 331076	L= 265
2.4 D	93	03/05→04/10	←	09/05→ 01/09; nicht für Felgengröße [Zoll]: 17	2	83.6113-0321.3 330621	L= 320
2.4 D5	136	03/05→04/10	←	09/05→ 01/09; passend für Felgengröße [Zoll]: 17	2	83.6124-0304.3 330983	L= 300
			→	09/05→ 01/09	2	83.7724-0268.3 331076	L= 265
2.4 D	96	05/01→04/10	←	12/01→ 01/09; nicht für Felgengröße [Zoll]: 17	2	83.6113-0321.3 330621	L= 320
			←	12/01→ 01/09; passend für Felgengröße [Zoll]: 17	2	83.6124-0304.3 330983	L= 300
			→	12/01→ 01/09	2	83.7724-0268.3 331076	L= 265
2.4 D5	120	01/01→04/10	←	07/01→ 01/09; nicht für Felgengröße [Zoll]: 17	2	83.6113-0321.3 330621	L= 320
			←	07/01→ 01/09; passend für Felgengröße [Zoll]: 17	2	83.6124-0304.3 330983	L= 300
			→	07/01→ 01/09	2	83.7724-0268.3 331076	L= 265
2.4 T AWD	147	06/01→04/10	←	11/01→ 01/09; nicht für Felgengröße [Zoll]: 17	2	83.6113-0321.3 330621	L= 320
			←	→ 01/09; passend für Felgengröße [Zoll]: 17	2	83.6124-0304.3 330983	L= 300
			→	11/01→ 01/09	2	83.7724-0268.3 331076	L= 265
2.5 T	154	01/03→04/10	←	02/04→ 01/09; nicht für Felgengröße [Zoll]: 17	2	83.6113-0321.3 330621	L= 320
			←	02/04→ 01/09; passend für Felgengröße [Zoll]: 17	2	83.6124-0304.3 330983	L= 300
			→	02/04→ 01/09	2	83.7724-0268.3 331076	L= 265
2.5 T AWD	154	07/02→04/10	←	04/04→ 01/09; nicht für Felgengröße [Zoll]: 17	2	83.6113-0321.3 330621	L= 320
			←	04/04→ 01/09; passend für Felgengröße [Zoll]: 17	2	83.6124-0304.3 330983	L= 300
			→	04/04→ 01/09	2	83.7724-0268.3 331076	L= 265
T5	184	07/00→04/10	←	08/00→ 04/04; nicht für Felgengröße [Zoll]: 17	2	83.6113-0321.3 330621	L= 320
			←	08/00→ 04/04; passend für Felgengröße [Zoll]: 17	2	83.6124-0304.3 330983	L= 300
			→	08/00→ 04/04	2	83.7724-0268.3 331076	L= 265
<b>VOLVO - S60 II (134) 04/10→</b>							
 <b>Bremssattel</b>							
1.5 T2	90	10/15→	←	☐; für Bremsscheibendurchmesser [mm]: 300	2	11.9601-9711.2 220873	ATE Ø 60 - Halter
1.5 T3	112	03/15→					
2.0 D2	88	03/15→	←	☐; für Bremsscheibendurchmesser [mm]: 300	2	11.9601-9712.2 220874	ATE Ø 60 - Halter
2.0 D3	110	03/15→					
2.0 D4	140	03/15→					
2.0 D5	165	03/15→					
2.0 T	149	04/10→12/11	←	☐; für Bremsscheibendurchmesser [mm]: 336	2	11.9606-9945.2 220727	ATE Ø 60 - Halter
2.0 T3	112	03/15→					
2.4 D4 AWD	140	03/15→					
2.5 T5	186	09/11→					
2.5 T5 AWD	186	09/12→					
↓							



















	kw			 	! #		
<b>VOLVO - S60 II (134) 04/10→</b>							
 <b>Bremssattel</b>							
D3	100	05/12→12/15	←	☐; für Bremsscheibendurchmesser [mm]: 336	11.9606-9946.2	220728	ATE Ø 60 - Halter
D3	120	04/10→12/14					
D4	133	09/13→12/15					
D5	151	04/10→12/11	←	☐; für Bremsscheibendurchmesser [mm]: 316	11.9606-9949.2	220879	ATE Ø 60 - Halter
D5	169	04/14→12/15					
D5 AWD	151	04/10→12/11					
D5 AWD	169	04/14→12/15					
DRIVE / D2	84	01/11→12/15	←	☐; für Bremsscheibendurchmesser [mm]: 316	11.9606-9950.2	220880	ATE Ø 60 - Halter
T3	110	04/10→12/15					
T4	132	04/10→12/15					
T4F	132	04/11→12/15	→	☐; V	24.6241-1703.7	220971	TRW Ø 41 + EMot / - Halter + FSB
T5	177	04/10→12/14					
T5	180	09/13→	→	☐; V	24.6241-1704.7	220972	TRW Ø 41 + EMot / - Halter + FSB
T5	225	08/13→					
T5 AWD	180	07/14→					
T5 AWD	187	08/15→					
T6	225	09/13→					
T6 AWD	225	09/15→					
T6 AWD	224	04/10→12/15					
T6 AWD	242	04/14→12/15					
2.0 T	132	05/12→12/15	←	☐; 12/13→; für Bremsscheibendurchmesser [mm]: 300	11.9601-9711.2	220873	ATE Ø 60 - Halter
			←	☐; 12/13→; für Bremsscheibendurchmesser [mm]: 300	11.9601-9712.2	220874	ATE Ø 60 - Halter
			←	☐; 12/13→; für Bremsscheibendurchmesser [mm]: 336	11.9606-9945.2	220727	ATE Ø 60 - Halter
			←	☐; 12/13→; für Bremsscheibendurchmesser [mm]: 336	11.9606-9946.2	220728	ATE Ø 60 - Halter
			←	☐; 12/13→; für Bremsscheibendurchmesser [mm]: 316	11.9606-9949.2	220879	ATE Ø 60 - Halter
			←	☐; 12/13→; für Bremsscheibendurchmesser [mm]: 316	11.9606-9950.2	220880	ATE Ø 60 - Halter
2.0 T4	140	03/15→	←	☐; 05/15→; für Bremsscheibendurchmesser [mm]: 300	11.9601-9711.2	220873	ATE Ø 60 - Halter
			←	☐; 05/15→; für Bremsscheibendurchmesser [mm]: 300	11.9601-9712.2	220874	ATE Ø 60 - Halter
			←	☐; 05/15→; für Bremsscheibendurchmesser [mm]: 336	11.9606-9945.2	220727	ATE Ø 60 - Halter
			←	☐; 05/15→; für Bremsscheibendurchmesser [mm]: 336	11.9606-9946.2	220728	ATE Ø 60 - Halter
			←	☐; 05/15→; für Bremsscheibendurchmesser [mm]: 316	11.9606-9949.2	220879	ATE Ø 60 - Halter
			←	☐; 05/15→; für Bremsscheibendurchmesser [mm]: 316	11.9606-9950.2	220880	ATE Ø 60 - Halter
			→	☐; 05/15→; V	24.6241-1703.7	220971	TRW Ø 41 + EMot / - Halter + FSB
			→	☐; 05/15→; V	24.6241-1704.7	220972	TRW Ø 41 + EMot / - Halter + FSB
D4	120	04/10→12/14	←	☐; 05/12→; für Bremsscheibendurchmesser [mm]: 300	11.9601-9711.2	220873	ATE Ø 60 - Halter
			←	☐; 05/12→; für Bremsscheibendurchmesser [mm]: 300	11.9601-9712.2	220874	ATE Ø 60 - Halter
			←	☐; 05/12→; für Bremsscheibendurchmesser [mm]: 336	11.9606-9945.2	220727	ATE Ø 60 - Halter
			←	☐; 05/12→; für Bremsscheibendurchmesser [mm]: 336	11.9606-9946.2	220728	ATE Ø 60 - Halter
			←	☐; 05/12→; für Bremsscheibendurchmesser [mm]: 316	11.9606-9949.2	220879	ATE Ø 60 - Halter
↓							










	kw			 	! #		
<b>VOLVO - S60 II (134) 04/10→</b>							
<b>Bremssattel</b>							
D4	120	04/10→12/14	←	☐; 05/12→; für Bremsscheibendurchmesser [mm]: 316	11.9606-9950.2	220880	ATE Ø 60 - Halter
			→	☐; 05/12→; V	24.6241-1703.7	220971	TRW Ø 41 + EMot / - Halter + FSB
			→	☐; 05/12→; V	24.6241-1704.7	220972	TRW Ø 41 + EMot / - Halter + FSB
D5 D5 AWD	158 158	04/11→12/15 04/11→12/15	←	☐; 06/11→; für Bremsscheibendurchmesser [mm]: 300	11.9601-9711.2	220873	ATE Ø 60 - Halter
			←	☐; 06/11→; für Bremsscheibendurchmesser [mm]: 300	11.9601-9712.2	220874	ATE Ø 60 - Halter
			←	☐; 06/11→; für Bremsscheibendurchmesser [mm]: 336	11.9606-9945.2	220727	ATE Ø 60 - Halter
			←	☐; 06/11→; für Bremsscheibendurchmesser [mm]: 336	11.9606-9946.2	220728	ATE Ø 60 - Halter
			←	☐; 06/11→; für Bremsscheibendurchmesser [mm]: 316	11.9606-9949.2	220879	ATE Ø 60 - Halter
			←	☐; 06/11→; für Bremsscheibendurchmesser [mm]: 316	11.9606-9950.2	220880	ATE Ø 60 - Halter
			→	☐; 06/11→; V	24.6241-1703.7	220971	TRW Ø 41 + EMot / - Halter + FSB
			→	☐; 06/11→; V	24.6241-1704.7	220972	TRW Ø 41 + EMot / - Halter + FSB
			<b>Halter, Bremssattel</b>				
1.5 T2 1.5 T3 2.0 D2 2.0 D3 2.0 D4 2.0 D5 2.0 T 2.0 T3 2.4 D4 AWD 2.5 T5 2.5 T5 AWD D3 D3 D4 D5 D5 D5 AWD D5 AWD DRIVE / D2 T3 T4 T4F T5 T5 T5 T5 AWD T5 AWD T6 T6 AWD T6 AWD T6 AWD	90 112 88 110 140 165 149 112 140 186 186 100 120 133 151 169 151 169 84 110 132 132 177 180 225 180 187 225 225 224 242	10/15→ 03/15→ 03/15→ 03/15→ 03/15→ 03/15→ 04/10→12/11 03/15→ 03/15→ 09/11→ 09/12→ 05/12→12/15 04/10→12/14 09/13→12/15 04/10→12/11 04/14→12/15 04/10→12/11 04/14→12/15 01/11→12/15 04/10→12/15 04/11→12/15 04/10→12/14 09/13→ 08/13→ 07/14→ 08/15→ 09/13→ 09/15→ 04/10→12/15 04/14→12/15	←	für Bremsscheibendurchmesser [mm]: 300	11.0230-0934.1	260128	ATE
2.0 T	132	05/12→12/15	←	12/13→; für Bremsscheibendurchmesser [mm]: 300	11.0230-0934.1	260128	ATE
2.0 T4	140	03/15→	←	05/15→; für Bremsscheibendurchmesser [mm]: 300	11.0230-0934.1	260128	ATE
D4	120	04/10→12/14	←	05/12→; für Bremsscheibendurchmesser [mm]: 300	11.0230-0934.1	260128	ATE
D5 D5 AWD	158 158	04/11→12/15 04/11→12/15	←	06/11→; für Bremsscheibendurchmesser [mm]: 300	11.0230-0934.1	260128	ATE
<b>Feder, Bremssattel</b>							
1.5 T2 1.5 T3 ↓	90 112	10/15→ 03/15→		für Bremsscheibendurchmesser [mm]: 300	2	11.8116-0206.1	390593 ATE

	kW			 	! #						
<b>VOLVO - S60 II (134) 04/10→</b>											
<b>Feder, Bremssattel</b>											
2.0 D2	88	03/15→		für Bremsscheibendurchmesser [mm]: 336	2	<b>11.8116-0388.2</b>	<b>390588</b> ATE				
2.0 D3	110	03/15→		für Bremsscheibendurchmesser [mm]: 316	2	<b>11.8116-0388.2</b>	<b>390588</b> ATE				
2.0 D4	140	03/15→									
2.0 D5	165	03/15→			2	<b>11.8116-0388.2</b>	<b>390588</b> ATE				
2.0 T	149	04/10→12/11									
2.0 T3	112	03/15→									
2.4 D4 AWD	140	03/15→									
2.5 T5	186	09/11→									
2.5 T5 AWD	186	09/12→									
D3	100	05/12→12/15									
D3	120	04/10→12/14									
D4	133	09/13→12/15									
D5	151	04/10→12/11									
D5	169	04/14→12/15									
D5 AWD	151	04/10→12/11									
D5 AWD	169	04/14→12/15									
DRIVE / D2	84	01/11→12/15									
T3	110	04/10→12/15									
T4	132	04/10→12/15									
T4F	132	04/11→12/15									
T5	177	04/10→12/14									
T5	180	09/13→									
T5	225	08/13→									
T5 AWD	180	07/14→									
T5 AWD	187	08/15→									
T6	225	09/13→									
T6 AWD	225	09/15→									
T6 AWD	224	04/10→12/15									
T6 AWD	242	04/14→12/15									
2.0 T	132	05/12→12/15						12/13→; für Bremsscheibendurchmesser [mm]: 300	2	<b>11.8116-0206.1</b>	<b>390593</b> ATE
								12/13→; für Bremsscheibendurchmesser [mm]: 336	2	<b>11.8116-0388.2</b>	<b>390588</b> ATE
				12/13→; für Bremsscheibendurchmesser [mm]: 316	2	<b>11.8116-0388.2</b>	<b>390588</b> ATE				
2.0 T4	140	03/15→		05/15→; für Bremsscheibendurchmesser [mm]: 300	2	<b>11.8116-0206.1</b>	<b>390593</b> ATE				
				05/15→; für Bremsscheibendurchmesser [mm]: 336	2	<b>11.8116-0388.2</b>	<b>390588</b> ATE				
				05/15→; für Bremsscheibendurchmesser [mm]: 316	2	<b>11.8116-0388.2</b>	<b>390588</b> ATE				
D4	120	04/10→12/14		05/12→; für Bremsscheibendurchmesser [mm]: 300	2	<b>11.8116-0206.1</b>	<b>390593</b> ATE				
				05/12→; für Bremsscheibendurchmesser [mm]: 316	2	<b>11.8116-0388.2</b>	<b>390588</b> ATE				
				05/12→; für Bremsscheibendurchmesser [mm]: 336	2	<b>11.8116-0388.2</b>	<b>390588</b> ATE				
D5	158	04/11→12/15		06/11→; für Bremsscheibendurchmesser [mm]: 300	2	<b>11.8116-0206.1</b>	<b>390593</b> ATE				
D5 AWD	158	04/11→12/15		06/11→; für Bremsscheibendurchmesser [mm]: 316	2	<b>11.8116-0388.2</b>	<b>390588</b> ATE				
				06/11→; für Bremsscheibendurchmesser [mm]: 336	2	<b>11.8116-0388.2</b>	<b>390588</b> ATE				
<b>Führungshülzensatz, Bremssattel</b>											
1.5 T2	90	10/15→	←	für Bremsscheibendurchmesser [mm]: 300		<b>11.0101-5407.2</b>	<b>260011</b> ATE				
1.5 T3	112	03/15→	←	für Bremsscheibendurchmesser [mm]: 316		<b>11.0101-5704.2</b>	<b>260095</b> ATE				
2.0 D2	88	03/15→	←	für Bremsscheibendurchmesser [mm]: 336		<b>11.0101-5704.2</b>	<b>260095</b> ATE				
2.0 D3	110	03/15→			2	<b>11.0101-5704.2</b>	<b>260095</b> ATE				
2.0 D4	140	03/15→									
2.0 D5	165	03/15→									
2.0 T	149	04/10→12/11									
2.0 T3	112	03/15→									
2.4 D4 AWD	140	03/15→									
2.5 T5	186	09/11→									
2.5 T5 AWD	186	09/12→									
D3	100	05/12→12/15									
D3	120	04/10→12/14									
D4	133	09/13→12/15									
↓											

	kW			 	! #			
<b>VOLVO - S60 II (134) 04/10→</b>								
<b>Führungshülzensatz, Bremsattel</b>								
D5	151	04/10→12/11	←	für Bremsscheibendurchmesser [mm]:		11.0101-5407.2	260011	ATE
D5	169	04/14→12/15		300				
D5 AWD	151	04/10→12/11	←	für Bremsscheibendurchmesser [mm]:		11.0101-5704.2	260095	ATE
D5 AWD	169	04/14→12/15		316				
DRIVE / D2	84	01/11→12/15	←	für Bremsscheibendurchmesser [mm]:		11.0101-5704.2	260095	ATE
T3	110	04/10→12/15		336				
T4	132	04/10→12/15						
T4F	132	04/11→12/15						
T5	177	04/10→12/14						
T5	180	09/13→						
T5	225	08/13→						
T5 AWD	180	07/14→						
T5 AWD	187	08/15→						
T6	225	09/13→						
T6 AWD	225	09/15→						
T6 AWD	224	04/10→12/15						
T6 AWD	242	04/14→12/15						
2.0 T	132	05/12→12/15	←	12/13→;		11.0101-5407.2	260011	ATE
				für Bremsscheibendurchmesser [mm]:				
				300				
			←	12/13→;		11.0101-5704.2	260095	ATE
				für Bremsscheibendurchmesser [mm]:				
				336				
			←	12/13→;		11.0101-5704.2	260095	ATE
				für Bremsscheibendurchmesser [mm]:				
				316				
2.0 T4	140	03/15→	←	05/15→;		11.0101-5407.2	260011	ATE
				für Bremsscheibendurchmesser [mm]:				
				300				
			←	05/15→;		11.0101-5704.2	260095	ATE
				für Bremsscheibendurchmesser [mm]:				
				336				
			←	05/15→;		11.0101-5704.2	260095	ATE
				für Bremsscheibendurchmesser [mm]:				
				316				
D4	120	04/10→12/14	←	05/12→;		11.0101-5407.2	260011	ATE
				für Bremsscheibendurchmesser [mm]:				
				300				
			←	05/12→;		11.0101-5704.2	260095	ATE
				für Bremsscheibendurchmesser [mm]:				
				336				
			←	05/12→;		11.0101-5704.2	260095	ATE
				für Bremsscheibendurchmesser [mm]:				
				316				
D5	158	04/11→12/15	←	06/11→;		11.0101-5407.2	260011	ATE
D5 AWD	158	04/11→12/15		für Bremsscheibendurchmesser [mm]:				
				300				
			←	06/11→;		11.0101-5704.2	260095	ATE
				für Bremsscheibendurchmesser [mm]:				
				316				
			←	06/11→;		11.0101-5704.2	260095	ATE
				für Bremsscheibendurchmesser [mm]:				
				336				
<b>Führungsbolzen, Bremsattel</b>								
1.5 T2	90	10/15→		für Bremsscheibendurchmesser [mm]:		11.8171-0008.1	990049	ATE
1.5 T3	112	03/15→		300				
2.0 D2	88	03/15→						
2.0 D3	110	03/15→						
2.0 D4	140	03/15→						
2.0 D5	165	03/15→						
2.0 T	149	04/10→12/11						
2.0 T3	112	03/15→						
2.4 D4 AWD	140	03/15→						
2.5 T5	186	09/11→						
2.5 T5 AWD	186	09/12→						
D3	100	05/12→12/15						
D3	120	04/10→12/14						
D4	133	09/13→12/15						
D5	151	04/10→12/11						
D5	169	04/14→12/15						
D5 AWD	151	04/10→12/11						
D5 AWD	169	04/14→12/15						
DRIVE / D2	84	01/11→12/15						
T3	110	04/10→12/15						
T4	132	04/10→12/15						
T4F	132	04/11→12/15						
T5	177	04/10→12/14						
T5	180	09/13→						
T5	225	08/13→						
T5 AWD	180	07/14→						
↓								

















	kW			 	! #		
<b>VOLVO - S60 II (134) 04/10→</b>							
<b>Führungsbolzen, Bremsattel</b>							
T5 AWD T6 T6 AWD T6 AWD T6 AWD	187 225 225 224 242	08/15→ 09/13→ 09/15→ 04/10→12/15 04/14→12/15		für Bremsscheibendurchmesser [mm]: 300		11.8171-0008.1 990049	ATE
2.0 T	132	05/12→12/15		12/13→; für Bremsscheibendurchmesser [mm]: 300		11.8171-0008.1 990049	ATE
2.0 T4	140	03/15→		05/15→; für Bremsscheibendurchmesser [mm]: 300		11.8171-0008.1 990049	ATE
D4	120	04/10→12/14		05/12→; für Bremsscheibendurchmesser [mm]: 300		11.8171-0008.1 990049	ATE
D5 D5 AWD	158 158	04/11→12/15 04/11→12/15		06/11→; für Bremsscheibendurchmesser [mm]: 300		11.8171-0008.1 990049	ATE
<b>Dichtungssatz, Bremsattel</b>							
1.5 T2 1.5 T3 2.0 D2 2.0 D3 2.0 D4 2.0 D5 2.0 T 2.0 T3 2.4 D4 AWD 2.5 T5 2.5 T5 AWD D3 D3 D4 D5 D5 AWD D5 AWD DRIVE / D2 T3 T4 T4F T5 T5 T5 T5 AWD T5 AWD T6 T6 AWD T6 AWD T6 AWD	90 112 88 110 140 165 149 112 140 186 186 100 120 133 151 169 151 169 84 110 132 132 177 180 225 180 187 225 225 224 242	10/15→ 03/15→ 03/15→ 03/15→ 03/15→ 03/15→ 04/10→12/11 03/15→ 03/15→ 09/11→ 09/12→ 05/12→12/15 04/10→12/14 09/13→12/15 04/10→12/11 04/14→12/15 04/10→12/11 04/14→12/15 01/11→12/15 04/10→12/15 04/10→12/15 04/11→12/15 04/10→12/14 09/13→ 08/13→ 07/14→ 08/15→ 09/13→ 09/15→ 04/10→12/15 04/14→12/15	← ← ←	für Bremsscheibendurchmesser [mm]: 316 für Bremsscheibendurchmesser [mm]: 300 für Bremsscheibendurchmesser [mm]: 336		11.0441-6008.2 250038 11.0441-6008.2 250038 11.0441-6008.2 250038	ATE für Kolben-Ø [mm]: 60 ATE für Kolben-Ø [mm]: 60 ATE für Kolben-Ø [mm]: 60
2.0 T	132	05/12→12/15	←	12/13→; für Bremsscheibendurchmesser [mm]: 316		11.0441-6008.2 250038	ATE für Kolben-Ø [mm]: 60
			←	12/13→; für Bremsscheibendurchmesser [mm]: 336		11.0441-6008.2 250038	ATE für Kolben-Ø [mm]: 60
			←	12/13→; für Bremsscheibendurchmesser [mm]: 300		11.0441-6008.2 250038	ATE für Kolben-Ø [mm]: 60
2.0 T4	140	03/15→	←	05/15→; für Bremsscheibendurchmesser [mm]: 336		11.0441-6008.2 250038	ATE für Kolben-Ø [mm]: 60
			←	05/15→; für Bremsscheibendurchmesser [mm]: 316		11.0441-6008.2 250038	ATE für Kolben-Ø [mm]: 60
			←	05/15→; für Bremsscheibendurchmesser [mm]: 300		11.0441-6008.2 250038	ATE für Kolben-Ø [mm]: 60
D4	120	04/10→12/14	←	05/12→; für Bremsscheibendurchmesser [mm]: 336		11.0441-6008.2 250038	ATE für Kolben-Ø [mm]: 60
			←	05/12→; für Bremsscheibendurchmesser [mm]: 300		11.0441-6008.2 250038	ATE für Kolben-Ø [mm]: 60
			←	05/12→; für Bremsscheibendurchmesser [mm]: 316		11.0441-6008.2 250038	ATE für Kolben-Ø [mm]: 60
D5 D5 AWD	158 158	04/11→12/15 04/11→12/15	←	06/11→; für Bremsscheibendurchmesser [mm]: 300		11.0441-6008.2 250038	ATE für Kolben-Ø [mm]: 60
↓							










	kw			 	! #		
<b>VOLVO - S60 II (134) 04/10→</b>							
<b>Dichtungssatz, Bremsattel</b>							
D5	158	04/11→12/15	←	06/11→; für Bremsscheibendurchmesser [mm]: 316		11.0441-6008.2 250038	ATE für Kolben-Ø [mm]: 60
D5 AWD	158	04/11→12/15	←	06/11→; für Bremsscheibendurchmesser [mm]: 336		11.0441-6008.2 250038	ATE für Kolben-Ø [mm]: 60
<b> Bremsschlauch</b>							
1.5 T2	90	10/15→	←	passend für Felgengröße [Zoll]: 17	2	24.5162-0375.3 331203	L= 375
1.5 T3	112	03/15→	←	passend für Felgengröße [Zoll]: 16	2	24.5162-0390.3 331199	L= 390
2.0 D2	88	03/15→	→			24.5133-0310.3 331197	L= 330
2.0 D3	110	03/15→	→			24.5133-0311.3 331198	L= 310
2.0 D4	140	03/15→					
2.0 D5	165	03/15→					
2.0 T	149	04/10→12/11					
2.0 T3	112	03/15→					
2.4 D4 AWD	140	03/15→					
2.5 T5	186	09/11→					
2.5 T5 AWD	186	09/12→					
D3	100	05/12→12/15					
D3	120	04/10→12/14					
D4	133	09/13→12/15					
D5	151	04/10→12/11					
D5	169	04/14→12/15					
D5 AWD	151	04/10→12/11					
D5 AWD	169	04/14→12/15					
DRIVE / D2	84	01/11→12/15					
T3	110	04/10→12/15					
T4	132	04/10→12/15					
T4F	132	04/11→12/15					
T5	177	04/10→12/14					
T5	180	09/13→					
T5	225	08/13→					
T5 AWD	180	07/14→					
T5 AWD	187	08/15→					
T6	225	09/13→					
T6 AWD	225	09/15→					
T6 AWD	224	04/10→12/15					
T6 AWD	242	04/14→12/15					
2.0 T4	140	03/15→	←	05/15→; passend für Felgengröße [Zoll]: 17	2	24.5162-0375.3 331203	L= 375
			←	05/15→; passend für Felgengröße [Zoll]: 16	2	24.5162-0390.3 331199	L= 390
			→	☐; 05/15→		24.5133-0310.3 331197	L= 330
			→	☐; 05/15→		24.5133-0311.3 331198	L= 310
D4	120	04/10→12/14	←	05/12→; passend für Felgengröße [Zoll]: 17	2	24.5162-0375.3 331203	L= 375
			←	05/12→; passend für Felgengröße [Zoll]: 16	2	24.5162-0390.3 331199	L= 390
			→	☐; 05/12→		24.5133-0310.3 331197	L= 330
			→	☐; 05/12→		24.5133-0311.3 331198	L= 310
D5	158	04/11→12/15	←	06/11→; passend für Felgengröße [Zoll]: 17	2	24.5162-0375.3 331203	L= 375
D5 AWD	158	04/11→12/15	←	06/11→; passend für Felgengröße [Zoll]: 16	2	24.5162-0390.3 331199	L= 390
			→	☐; 06/11→		24.5133-0310.3 331197	L= 330
			→	☐; 06/11→		24.5133-0311.3 331198	L= 310
<b>VOLVO - S70 (874) 11/96→11/00</b>							
<b> Bremsattel</b>							
2.0	93	01/97→11/00	←	☐		24.3571-9971.5 240617	ATE Ø 57 - Halter
2.0	105	01/97→11/00	←	☐		24.3571-9972.5 240618	ATE Ø 57 - Halter
2.0	120	01/97→11/00	←	☐		24.9238-0097.5 230037	ATE Ø 38
2.0	132	01/97→11/00	→	☐		24.9238-0098.5 230038	ATE Ø 38
2.0 Turbo	155	01/97→11/00	→	☐			
2.0 Turbo	166	01/97→11/00	→	☐			
2.3	195	04/99→09/00					
2.3 T-5	176	01/97→11/00					
2.3 Turbo	184	01/97→11/00					
2.4	103	08/99→11/00					
2.4	106	01/97→11/00					
2.4	121	06/98→11/00					
2.4	125	01/97→11/00					
2.4 AWD	103	04/99→09/00					
2.4 AWD	106	11/96→05/99					
2.4 AWD	121	10/98→05/99					
2.4 Bifuel	106	10/98→11/00					
↓							
























	kw			 	! #			
<b>VOLVO - S70 (874) 11/96→11/00</b>								
<b>Bremssattel</b>								
2.4 T5 AWD	142	11/96→04/99	←	☐		24.3571-9971.5	240617	ATE Ø 57 - Halter
2.4 Turbo	142	01/97→11/00	←	☐		24.3571-9972.5	240618	ATE Ø 57 - Halter
2.5 TDI	103	01/97→11/00	←	☐		24.3571-9972.5	240618	ATE Ø 57 - Halter
2.5 TDi AWD	103	10/99→09/00	→	☐		24.9238-0097.5	230037	ATE Ø 38
			→	☐		24.9238-0098.5	230038	ATE Ø 38
2.3	177	11/96→11/00	←	☐; 01/97→		24.3571-9971.5	240617	ATE Ø 57 - Halter
			←	☐; 01/97→		24.3571-9972.5	240618	ATE Ø 57 - Halter
			→	☐; 01/97→		24.9238-0097.5	230037	ATE Ø 38
			→	☐; 01/97→		24.9238-0098.5	230038	ATE Ø 38
2.4 AWD	125	04/99→09/00	←	☐; → 05/99		24.3571-9971.5	240617	ATE Ø 57 - Halter
			←	☐; → 05/99		24.3571-9972.5	240618	ATE Ø 57 - Halter
			→	☐; → 05/99		24.9238-0097.5	230037	ATE Ø 38
			→	☐; → 05/99		24.9238-0098.5	230038	ATE Ø 38
2.4 Bifuel	103	07/99→11/00	←	☐		24.3571-9971.5	240617	ATE Ø 57 - Halter
			←	☐; → 09/00		24.3571-9971.5	240617	ATE Ø 57 - Halter
			←	☐		24.3571-9972.5	240618	ATE Ø 57 - Halter
			←	☐; → 09/00		24.3571-9972.5	240618	ATE Ø 57 - Halter
			→	☐		24.9238-0097.5	230037	ATE Ø 38
			→	☐		24.9238-0098.5	230038	ATE Ø 38
2.4 Blu-Fuel	103	07/97→09/00	←	☐		24.3571-9971.5	240617	ATE Ø 57 - Halter
			←	☐		24.3571-9972.5	240618	ATE Ø 57 - Halter
<b>Feder, Bremssattel</b>								
2.0	93	01/97→11/00	←		2	11.8116-0073.1	390498	ATE
2.0	105	01/97→11/00						
2.0	120	01/97→11/00						
2.0	132	01/97→11/00						
2.0 Turbo	155	01/97→11/00						
2.0 Turbo	166	01/97→11/00						
2.3	195	04/99→09/00						
2.3 T-5	176	01/97→11/00						
2.3 Turbo	184	01/97→11/00						
2.4	103	08/99→11/00						
2.4	106	01/97→11/00						
2.4	121	06/98→11/00						
2.4	125	01/97→11/00						
2.4 AWD	103	04/99→09/00						
2.4 AWD	106	11/96→05/99						
2.4 AWD	121	10/98→05/99						
2.4 Bifuel	106	10/98→11/00						
2.4 Blu-Fuel	103	07/97→09/00						
2.4 T5 AWD	142	11/96→04/99						
2.4 Turbo	142	01/97→11/00						
2.5 TDI	103	01/97→11/00						
2.5 TDi AWD	103	10/99→09/00						
2.3	177	11/96→11/00	←	01/97→	2	11.8116-0073.1	390498	ATE
2.4 AWD	125	04/99→09/00	←	→ 05/99	2	11.8116-0073.1	390498	ATE
2.4 Bifuel	103	07/99→11/00	←		2	11.8116-0073.1	390498	ATE
			←	→ 09/00	2	11.8116-0073.1	390498	ATE
<b>Führungshülzensatz, Bremssattel</b>								
2.0	93	01/97→11/00	←			11.0101-5407.2	260011	ATE
2.0	105	01/97→11/00						
2.0	120	01/97→11/00						
2.0	132	01/97→11/00						
2.0 Turbo	155	01/97→11/00						
2.0 Turbo	166	01/97→11/00						
2.3	195	04/99→09/00						
2.3 T-5	176	01/97→11/00						
2.3 Turbo	184	01/97→11/00						
2.4	103	08/99→11/00						
2.4	106	01/97→11/00						
2.4	121	06/98→11/00						
2.4	125	01/97→11/00						
2.4 AWD	103	04/99→09/00						
2.4 AWD	106	11/96→05/99						
2.4 AWD	121	10/98→05/99						
2.4 Bifuel	106	10/98→11/00						
2.4 Blu-Fuel	103	07/97→09/00						
2.4 T5 AWD	142	11/96→04/99						
↓								








	kW			 	! #		
<b>VOLVO - S70 (874) 11/96→11/00</b>							
<b>Führungshülzensatz, Bremsattel</b>							
2.4 Turbo	142	01/97→11/00	←			11.0101-5407.2 260011	ATE
2.5 TDI	103	01/97→11/00					
2.5 TDi AWD	103	10/99→09/00					
2.3	177	11/96→11/00	←	01/97→		11.0101-5407.2 260011	ATE
2.4 AWD	125	04/99→09/00	←	→ 05/99		11.0101-5407.2 260011	ATE
2.4 Bifuel	103	07/99→11/00	←			11.0101-5407.2 260011	ATE
			←	→ 09/00		11.0101-5407.2 260011	ATE
<b>Führungsbolzen, Bremsattel</b>							
2.0	93	01/97→11/00	←			11.8171-0008.1 990049	ATE
2.0	105	01/97→11/00					
2.0	120	01/97→11/00					
2.0	132	01/97→11/00					
2.0 Turbo	155	01/97→11/00					
2.0 Turbo	166	01/97→11/00					
2.3	195	04/99→09/00					
2.3 T-5	176	01/97→11/00					
2.3 Turbo	184	01/97→11/00					
2.4	103	08/99→11/00					
2.4	106	01/97→11/00					
2.4	121	06/98→11/00					
2.4	125	01/97→11/00					
2.4 AWD	103	04/99→09/00					
2.4 AWD	106	11/96→05/99					
2.4 AWD	121	10/98→05/99					
2.4 Bifuel	106	10/98→11/00					
2.4 Blu-Fuel	103	07/97→09/00					
2.4 T5 AWD	142	11/96→04/99					
2.4 Turbo	142	01/97→11/00					
2.5 TDI	103	01/97→11/00					
2.5 TDi AWD	103	10/99→09/00					
2.3	177	11/96→11/00	←	01/97→		11.8171-0008.1 990049	ATE
2.4 AWD	125	04/99→09/00	←	→ 05/99		11.8171-0008.1 990049	ATE
2.4 Bifuel	103	07/99→11/00	←			11.8171-0008.1 990049	ATE
			←	→ 09/00		11.8171-0008.1 990049	ATE
<b>Dichtungssatz, Bremsattel</b>							
2.0	93	01/97→11/00	←			11.0441-5702.2 250033	ATE
2.0	105	01/97→11/00					
2.0	120	01/97→11/00	→			13.0441-3819.2 250072	ATE
2.0	132	01/97→11/00					
2.0 Turbo	155	01/97→11/00					
2.0 Turbo	166	01/97→11/00					
2.3	195	04/99→09/00					
2.3 T-5	176	01/97→11/00					
2.3 Turbo	184	01/97→11/00					
2.4	103	08/99→11/00					
2.4	106	01/97→11/00					
2.4	121	06/98→11/00					
2.4	125	01/97→11/00					
2.4 AWD	103	04/99→09/00					
2.4 AWD	106	11/96→05/99					
2.4 AWD	121	10/98→05/99					
2.4 Bifuel	106	10/98→11/00					
2.4 T5 AWD	142	11/96→04/99					
2.4 Turbo	142	01/97→11/00					
2.5 TDI	103	01/97→11/00					
2.5 TDi AWD	103	10/99→09/00					
2.3	177	11/96→11/00	←	01/97→		11.0441-5702.2 250033	ATE
			→	01/97→		13.0441-3819.2 250072	ATE
2.4 AWD	125	04/99→09/00	←	→ 05/99		11.0441-5702.2 250033	ATE
			→	→ 05/99		13.0441-3819.2 250072	ATE
2.4 Bifuel	103	07/99→11/00	←			11.0441-5702.2 250033	ATE
			←	→ 09/00		11.0441-5702.2 250033	ATE
			→			13.0441-3819.2 250072	ATE
2.4 Blu-Fuel	103	07/97→09/00	←			11.0441-5702.2 250033	ATE
<b>Bremsschlauch</b>							
2.0	93	01/97→11/00		am Bremsattel	2	83.6113-0331.3 330982	L= 330
2.0	105	01/97→11/00					
2.0	120	01/97→11/00	←	Nutzlast [t]: 16	2	24.5170-0361.3 331310	L= 361
2.0	132	01/97→11/00	←	passend für Felgenreöße [Zoll]: 15	2	83.6134-0335.3 330277	L= 335
2.0 Turbo	155	01/97→11/00					
↓							

	kw			 	! #			
<b>VOLVO - S70 (874) 11/96→11/00</b>								
 <b>Bremsschlauch</b>								
2.0 Turbo	166	01/97→11/00	➔	→ 587049	2	<b>24.5201-0204.3</b>	<b>331400</b>	L= 204
2.3	195	04/99→09/00						
2.3 T-5	176	01/97→11/00	➔	587050→	2	<b>83.6204-0180.3</b>	<b>330547</b>	L= 180
2.3 Turbo	184	01/97→11/00						
2.4	106	01/97→11/00						
2.4	125	01/97→11/00						
2.4 AWD	103	04/99→09/00						
2.4 AWD	106	11/96→05/99						
2.4 AWD	121	10/98→05/99						
2.4 Blu-Fuel	103	07/97→09/00						
2.4 T5 AWD	142	11/96→04/99						
2.4 Turbo	142	01/97→11/00						
2.5 TDI	103	01/97→11/00						
2.5 TDi AWD	103	10/99→09/00						
2.3	177	11/96→11/00		am Bremssattel; 01/97→	2	<b>83.6113-0331.3</b>	<b>330982</b>	L= 330
			←	01/97→; Nutzlast [t]: 16	2	<b>24.5170-0361.3</b>	<b>331310</b>	L= 361
			←	01/97→; passend für Felgengröße [Zoll]: 15	2	<b>83.6134-0335.3</b>	<b>330277</b>	L= 335
			➔	01/97→; → 587049	2	<b>24.5201-0204.3</b>	<b>331400</b>	L= 204
			➔	587050→	2	<b>83.6204-0180.3</b>	<b>330547</b>	L= 180
2.4	103	08/99→11/00		am Bremssattel	2	<b>83.6113-0331.3</b>	<b>330982</b>	L= 330
			←	Nutzlast [t]: 16	2	<b>24.5170-0361.3</b>	<b>331310</b>	L= 361
			←	passend für Felgengröße [Zoll]: 15	2	<b>83.6134-0335.3</b>	<b>330277</b>	L= 335
			➔	587050→	2	<b>83.6204-0180.3</b>	<b>330547</b>	L= 180
2.4	121	06/98→11/00		am Bremssattel	2	<b>83.6113-0331.3</b>	<b>330982</b>	L= 330
2.4 Bifuel	103	07/99→11/00	←	Nutzlast [t]: 16	2	<b>24.5170-0361.3</b>	<b>331310</b>	L= 361
2.4 Bifuel	106	10/98→11/00	←	passend für Felgengröße [Zoll]: 15	2	<b>83.6134-0335.3</b>	<b>330277</b>	L= 335
			➔		2	<b>83.6204-0180.3</b>	<b>330547</b>	L= 180
2.4 AWD	125	04/99→09/00		am Bremssattel; → 05/99	2	<b>83.6113-0331.3</b>	<b>330982</b>	L= 330
			←	→ 05/99; Nutzlast [t]: 16	2	<b>24.5170-0361.3</b>	<b>331310</b>	L= 361
			←	→ 05/99; passend für Felgengröße [Zoll]: 15	2	<b>83.6134-0335.3</b>	<b>330277</b>	L= 335
			➔	→ 587049	2	<b>24.5201-0204.3</b>	<b>331400</b>	L= 204
			➔	587050→; → 05/99	2	<b>83.6204-0180.3</b>	<b>330547</b>	L= 180
<b>VOLVO - S80 I (184) 05/98→02/08</b>								
 <b>Bremssattel</b>								
2.0	120	06/98→07/06	←	☐; → 02/06; passend für Felgengröße [Zoll]: 17		<b>24.3571-9863.5</b>	<b>240691</b>	ATE Ø 57 - Halter
2.0 T	132	12/99→07/06						
2.0 T	166	06/98→07/06	←	☐; → 02/06;		<b>24.3571-9864.5</b>	<b>240692</b>	ATE Ø 57 - Halter
2.4	103	01/99→07/06	←	passend für Felgengröße [Zoll]: 17				
2.4	125	01/99→07/06						
2.4 Bifuel (CNG)	103	09/01→07/06	←	☐; → 02/06;		<b>24.3601-9829.5</b>	<b>240507</b>	ATE Ø 60 - Halter
2.4 Bifuel (LPG)	103	09/01→07/06		nicht für Felgengröße [Zoll]: 17				
2.4 D	96	10/01→07/06	←	☐; → 02/06;		<b>24.3601-9830.5</b>	<b>240508</b>	ATE Ø 60 - Halter
2.4 D5	120	08/01→07/06		nicht für Felgengröße [Zoll]: 17				
2.4 T	147	06/00→07/06	➔	☐; → 02/06		<b>24.3421-9979.5</b>	<b>240475</b>	ATE Ø 42 - Halter
2.5 T AWD	154	07/03→07/06	➔	☐; → 02/06		<b>24.3421-9980.5</b>	<b>240476</b>	ATE Ø 42 - Halter
2.5 TDI	103	01/99→07/06	➔	☐; → 02/06				
2.8 T6	200	05/98→07/06						
2.9	147	03/99→07/06						
2.9	150	05/98→07/06						
3.0	144	06/01→07/06						
3.0 T6	200	06/01→07/06						
2.4 T5 AWD	147	04/00→09/03	←	☐; 06/00→; passend für Felgengröße [Zoll]: 17		<b>24.3571-9863.5</b>	<b>240691</b>	ATE Ø 57 - Halter
			←	☐; 06/00→; passend für Felgengröße [Zoll]: 17		<b>24.3571-9864.5</b>	<b>240692</b>	ATE Ø 57 - Halter
			←	☐; 06/00→; nicht für Felgengröße [Zoll]: 17		<b>24.3601-9829.5</b>	<b>240507</b>	ATE Ø 60 - Halter
			←	☐; 06/00→; nicht für Felgengröße [Zoll]: 17		<b>24.3601-9830.5</b>	<b>240508</b>	ATE Ø 60 - Halter
			➔	☐; 06/00→		<b>24.3421-9979.5</b>	<b>240475</b>	ATE Ø 42 - Halter
			➔	☐; 06/00→		<b>24.3421-9980.5</b>	<b>240476</b>	ATE Ø 42 - Halter
2.5 T	154	03/03→07/06	←	☐; 07/03→ 02/06; passend für Felgengröße [Zoll]: 17		<b>24.3571-9863.5</b>	<b>240691</b>	ATE Ø 57 - Halter
			←	☐; 07/03→ 02/06; passend für Felgengröße [Zoll]: 17		<b>24.3571-9864.5</b>	<b>240692</b>	ATE Ø 57 - Halter
			←	☐; 07/03→ 02/06; nicht für Felgengröße [Zoll]: 17		<b>24.3601-9829.5</b>	<b>240507</b>	ATE Ø 60 - Halter








	kW			 	! #		
<b>VOLVO - S80 I (184) 05/98→02/08</b>							
<b> Bremssattel</b>							
2.5 T	154	03/03→07/06	←	 ; 07/03→02/06; nicht für Felgengröße [Zoll]: 17		<b>24.3601-9830.5</b> <b>240508</b>	ATE Ø 60 - Halter
			→	 ; 07/03→02/06		<b>24.3421-9979.5</b> <b>240475</b>	ATE Ø 42 - Halter
			→	 ; 07/03→02/06		<b>24.3421-9980.5</b> <b>240476</b>	ATE Ø 42 - Halter
<b>Feder, Bremssattel</b>							
2.0	120	06/98→07/06		→ 02/06	2	<b>11.8116-0236.1</b> <b>390507</b>	ATE
2.0 T	132	12/99→07/06				<b>11.8116-0366.2</b> <b>390587</b>	ATE
2.0 T	166	06/98→07/06					
2.4	103	01/99→07/06					
2.4	125	01/99→07/06					
2.4 Bifuel (CNG)	103	09/01→07/06					
2.4 Bifuel (LPG)	103	09/01→07/06					
2.4 D	96	10/01→07/06					
2.4 D5	120	08/01→07/06					
2.4 T	147	06/00→07/06					
2.5 T AWD	154	07/03→07/06					
2.5 TDI	103	01/99→07/06					
2.8 T6	200	05/98→07/06					
2.9	147	03/99→07/06					
2.9	150	05/98→07/06					
3.0	144	06/01→07/06					
3.0 T6	200	06/01→07/06					
2.4 T5 AWD	147	04/00→09/03		06/00→	2	<b>11.8116-0236.1</b> <b>390507</b>	ATE
						<b>11.8116-0366.2</b> <b>390587</b>	ATE
2.5 T	154	03/03→07/06		07/03→02/06	2	<b>11.8116-0236.1</b> <b>390507</b>	ATE
						<b>11.8116-0366.2</b> <b>390587</b>	ATE
<b>Führungshülzensatz, Bremssattel</b>							
2.0	120	06/98→07/06	←	→ 02/06		<b>11.0101-5407.2</b> <b>260011</b>	ATE
2.0 T	132	12/99→07/06					
2.0 T	166	06/98→07/06	→	→ 02/06		<b>11.0101-5407.2</b> <b>260011</b>	ATE
2.4	103	01/99→07/06					
2.4	125	01/99→07/06					
2.4 Bifuel (CNG)	103	09/01→07/06					
2.4 Bifuel (LPG)	103	09/01→07/06					
2.4 D	96	10/01→07/06					
2.4 D5	120	08/01→07/06					
2.4 T	147	06/00→07/06					
2.5 T AWD	154	07/03→07/06					
2.5 TDI	103	01/99→07/06					
2.8 T6	200	05/98→07/06					
2.9	147	03/99→07/06					
2.9	150	05/98→07/06					
3.0	144	06/01→07/06					
3.0 T6	200	06/01→07/06					
2.4 T5 AWD	147	04/00→09/03	←	06/00→		<b>11.0101-5407.2</b> <b>260011</b>	ATE
			→	06/00→		<b>11.0101-5407.2</b> <b>260011</b>	ATE
2.5 T	154	03/03→07/06	←	07/03→02/06		<b>11.0101-5407.2</b> <b>260011</b>	ATE
			→	07/03→02/06		<b>11.0101-5407.2</b> <b>260011</b>	ATE
<b>Führungsbolzen, Bremssattel</b>							
2.0	120	06/98→07/06		→ 02/06		<b>11.8171-0008.1</b> <b>990049</b>	ATE
2.0 T	132	12/99→07/06					
2.0 T	166	06/98→07/06					
2.4	103	01/99→07/06					
2.4	125	01/99→07/06					
2.4 Bifuel (CNG)	103	09/01→07/06					
2.4 Bifuel (LPG)	103	09/01→07/06					
2.4 D	96	10/01→07/06					
2.4 D5	120	08/01→07/06					
2.4 T	147	06/00→07/06					
2.5 T AWD	154	07/03→07/06					
2.5 TDI	103	01/99→07/06					
2.8 T6	200	05/98→07/06					
2.9	147	03/99→07/06					
2.9	150	05/98→07/06					
3.0	144	06/01→07/06					
3.0 T6	200	06/01→07/06					
2.4 T5 AWD	147	04/00→09/03		06/00→		<b>11.8171-0008.1</b> <b>990049</b>	ATE
2.5 T	154	03/03→07/06		07/03→02/06		<b>11.8171-0008.1</b> <b>990049</b>	ATE
<b> Bremsschlauch</b>							
2.0	120	06/98→07/06	←	→ 02/06	2	<b>83.6113-0321.3</b> <b>330621</b>	L= 320
2.0 T	132	12/99→07/06					
2.0 T	166	06/98→07/06	→	→ 02/06	2	<b>83.7724-0268.3</b> <b>331076</b>	L= 265
↓							




















	kw			 	! #		
<b>VOLVO - S80 I (184) 05/98→02/08</b>							
<b>Bremsschlauch</b>							
2.4	103	01/99→07/06	←	→ 02/06	2	83.6113-0321.3 330621	L= 320
2.4	125	01/99→07/06	→	→ 02/06	2	83.7724-0268.3 331076	L= 265
2.4 Bifuel (CNG)	103	09/01→07/06					
2.4 Bifuel (LPG)	103	09/01→07/06					
2.4 D	96	10/01→07/06					
2.4 D5	120	08/01→07/06					
2.4 T	147	06/00→07/06					
2.5 T AWD	154	07/03→07/06					
2.5 TDI	103	01/99→07/06					
2.8 T6	200	05/98→07/06					
2.9	147	03/99→07/06					
2.9	150	05/98→07/06					
3.0	144	06/01→07/06					
3.0 T6	200	06/01→07/06					
2.4 T5 AWD	147	04/00→09/03	←	06/00→	2	83.6113-0321.3 330621	L= 320
			→	06/00→	2	83.7724-0268.3 331076	L= 265
2.5 T	154	03/03→07/06	←	07/03→ 02/06	2	83.6113-0321.3 330621	L= 320
			→	07/03→ 02/06	2	83.7724-0268.3 331076	L= 265
<b>VOLVO - S80 II (124) 03/06→</b>							
<b>Bremssattel</b>							
1.6 D DRIVE	80	01/10→12/11	←	☐; nicht für Felgenreöße [Zoll]: 16	11.9601-9711.2 220873	ATE Ø 60 - Halter	
1.6 DRiVe	84	06/11→	←	☐; nicht für Felgenreöße [Zoll]: 16	11.9601-9712.2 220874	ATE Ø 60 - Halter	
2.0	107	01/08→09/12	←	☐; passend für Felgenreöße [Zoll]: 18	11.9606-9945.2 220727	ATE Ø 60 - Halter	
2.0 Drive- E	180	12/14→	←	☐; passend für Felgenreöße [Zoll]: 18	11.9606-9946.2 220728	ATE Ø 60 - Halter	
2.0 FlexFuel	107	01/08→12/11	←	☐; passend für Felgenreöße [Zoll]: 18	11.9606-9949.2 220879	ATE Ø 60 - Halter	
2.0 T	149	01/10→	←	☐; passend für Felgenreöße [Zoll]: 17	11.9606-9950.2 220880	ATE Ø 60 - Halter	
2.4 D	120	03/06→	←	☐; V	24.6238-1703.7 220967	TRW Ø 38 - Halter + eFSB	
2.4 D	129	01/10→03/11	←	☐; V	24.6238-1704.7 220968	TRW Ø 38 - Halter + eFSB	
2.5 T	147	03/06→12/11	←	☐; V	24.6241-1703.7 220971	TRW Ø 41 + EMot / - Halter + FSB	
2.5 T	170	01/10→12/12	→	☐; V	24.6241-1704.7 220972	TRW Ø 41 + EMot / - Halter + FSB	
2.5 T	183	09/12→	→				
2.5 T	187	01/12→	→				
2.5 T AWD	147	10/06→04/09	→				
2.5 T FlexFuel	147	05/08→12/11	→				
2.5 T FlexFuel	170	01/10→12/11	→				
3.2	175	03/06→	→				
3.2	179	01/10→	→				
3.2 AWD	175	01/07→12/10	→				
3.2 AWD	179	01/10→12/12	→				
4.4 V8 AWD	232	03/06→03/12	→				
D3	100	05/12→	→				
D3 / D4	120	01/10→	→				
D4	133	09/13→	→				
D5	136	03/06→	→				
D5	151	01/10→	→				
D5	158	06/11→	→				
D5 AWD	136	01/07→	→				
D5 AWD	151	01/10→	→				
D5 AWD	158	06/11→	→				
T4	132	10/10→	→				
T4F	132	05/11→	→				
T5	177	10/10→	→				
T5	180	09/13→	→				
T6 AWD	210	01/07→12/10	→				
T6 AWD	224	10/10→12/16	→				
2.0 TDi	100	02/08→03/11	←	☐; nicht für Felgenreöße [Zoll]: 16	11.9601-9711.2 220873	ATE Ø 60 - Halter	
			←	☐; nicht für Felgenreöße [Zoll]: 16	11.9601-9712.2 220874	ATE Ø 60 - Halter	
			←	☐; passend für Felgenreöße [Zoll]: 18	11.9606-9945.2 220727	ATE Ø 60 - Halter	
			←	☐; passend für Felgenreöße [Zoll]: 18	11.9606-9946.2 220728	ATE Ø 60 - Halter	
			←	☐; passend für Felgenreöße [Zoll]: 17	11.9606-9949.2 220879	ATE Ø 60 - Halter	
			←	☐; passend für Felgenreöße [Zoll]: 17	11.9606-9950.2 220880	ATE Ø 60 - Halter	
			→	☐	24.6238-1703.7 220967	TRW Ø 38 - Halter + eFSB	
			→	☐	24.6241-1703.7 220971	TRW Ø 41 + EMot / - Halter + FSB	
			→	☐	24.6238-1704.7 220968	TRW Ø 38 - Halter + eFSB	
			→	☐	24.6241-1704.7 220972	TRW Ø 41 + EMot / - Halter + FSB	
<b>Halter, Bremssattel</b>							
1.6 D DRIVE	80	01/10→12/11	←	passend für Felgenreöße [Zoll]: 16	11.0230-0934.1 260128	ATE	
1.6 DRiVe	84	06/11→	←				
2.0	107	01/08→09/12	←				
2.0 Drive- E	180	12/14→	←				
2.0 FlexFuel	107	01/08→12/11	←				
↓							

	kW			 	! #		
<b>VOLVO - S80 II (124) 03/06→</b>							
<b>Halter, Bremssattel</b>							
2.0 T	149	01/10→	←	passend für Felgengröße [Zoll]: 16		11.0230-0934.1	260128 ATE
2.0 TDi	100	02/08→03/11					
2.4 D	120	03/06→					
2.4 D	129	01/10→03/11					
2.5 T	147	03/06→12/11					
2.5 T	170	01/10→12/12					
2.5 T	183	09/12→					
2.5 T	187	01/12→					
2.5 T AWD	147	10/06→04/09					
2.5 T FlexFuel	147	05/08→12/11					
2.5 T FlexFuel	170	01/10→12/11					
3.2	175	03/06→					
3.2	179	01/10→					
3.2 AWD	175	01/07→12/10					
3.2 AWD	179	01/10→12/12					
4.4 V8 AWD	232	03/06→03/12					
D3	100	05/12→					
D3 / D4	120	01/10→					
D4	133	09/13→					
D5	136	03/06→					
D5	151	01/10→					
D5	158	06/11→					
D5 AWD	136	01/07→					
D5 AWD	151	01/10→					
D5 AWD	158	06/11→					
T4	132	10/10→					
T4F	132	05/11→					
T5	177	10/10→					
T5	180	09/13→					
T6 AWD	210	01/07→12/10					
T6 AWD	224	10/10→12/16					
<b>Feder, Bremssattel</b>							
1.6 D DRiVe	80	01/10→12/11	←		2	11.8116-0206.1	390593 ATE
1.6 DRiVe	84	06/11→				11.8116-0388.2	390588 ATE
2.0	107	01/08→09/12					
2.0 Drive- E	180	12/14→					
2.0 FlexFuel	107	01/08→12/11					
2.0 T	149	01/10→					
2.0 TDi	100	02/08→03/11					
2.4 D	120	03/06→					
2.4 D	129	01/10→03/11					
2.5 T	147	03/06→12/11					
2.5 T	170	01/10→12/12					
2.5 T	183	09/12→					
2.5 T	187	01/12→					
2.5 T AWD	147	10/06→04/09					
2.5 T FlexFuel	147	05/08→12/11					
2.5 T FlexFuel	170	01/10→12/11					
3.2	175	03/06→					
3.2	179	01/10→					
3.2 AWD	175	01/07→12/10					
3.2 AWD	179	01/10→12/12					
4.4 V8 AWD	232	03/06→03/12					
D3	100	05/12→					
D3 / D4	120	01/10→					
D4	133	09/13→					
D5	136	03/06→					
D5	151	01/10→					
D5	158	06/11→					
D5 AWD	136	01/07→					
D5 AWD	151	01/10→					
D5 AWD	158	06/11→					
T4	132	10/10→					
T4F	132	05/11→					
T5	177	10/10→					
T5	180	09/13→					
T6 AWD	210	01/07→12/10					
T6 AWD	224	10/10→12/16					
<b>Führungshülzensatz, Bremssattel</b>							
1.6 D DRiVe	80	01/10→12/11	←			11.0101-5704.2	260095 ATE
1.6 DRiVe	84	06/11→					
2.0	107	01/08→09/12					
2.0 Drive- E	180	12/14→					
2.0 FlexFuel	107	01/08→12/11					
2.0 T	149	01/10→					
2.0 TDi	100	02/08→03/11					
2.4 D	120	03/06→					
2.4 D	129	01/10→03/11					
2.5 T	147	03/06→12/11					
2.5 T	170	01/10→12/12					
2.5 T	183	09/12→					
↓							



	kW			 	! #		
<b>VOLVO - S80 II (124) 03/06→</b>							
<b>Führungshülzensatz, Bremsattel</b>							
2.5 T	187	01/12→	←			11.0101-5704.2 260095	ATE
2.5 T AWD	147	10/06→04/09					
2.5 T FlexFuel	147	05/08→12/11					
2.5 T FlexFuel	170	01/10→12/11					
3.2	175	03/06→					
3.2	179	01/10→					
3.2 AWD	175	01/07→12/10					
3.2 AWD	179	01/10→12/12					
4.4 V8 AWD	232	03/06→03/12					
D3	100	05/12→					
D3 / D4	120	01/10→					
D4	133	09/13→					
D5	136	03/06→					
D5	151	01/10→					
D5	158	06/11→					
D5 AWD	136	01/07→					
D5 AWD	151	01/10→					
D5 AWD	158	06/11→					
T4	132	10/10→					
T4F	132	05/11→					
T5	177	10/10→					
T5	180	09/13→					
T6 AWD	210	01/07→12/10					
T6 AWD	224	10/10→12/16					
<b>Führungsbolzen, Bremsattel</b>							
1.6 D DRIVE	80	01/10→12/11				11.8171-0008.1 990049	ATE
1.6 DRIVE	84	06/11→					
2.0	107	01/08→09/12					
2.0 Drive- E	180	12/14→					
2.0 FlexFuel	107	01/08→12/11					
2.0 T	149	01/10→					
2.0 TDi	100	02/08→03/11					
2.4 D	120	03/06→					
2.4 D	129	01/10→03/11					
2.5 T	147	03/06→12/11					
2.5 T	170	01/10→12/12					
2.5 T	183	09/12→					
2.5 T	187	01/12→					
2.5 T AWD	147	10/06→04/09					
2.5 T FlexFuel	147	05/08→12/11					
2.5 T FlexFuel	170	01/10→12/11					
3.2	175	03/06→					
3.2	179	01/10→					
3.2 AWD	175	01/07→12/10					
3.2 AWD	179	01/10→12/12					
4.4 V8 AWD	232	03/06→03/12					
D3	100	05/12→					
D3 / D4	120	01/10→					
D4	133	09/13→					
D5	136	03/06→					
D5	151	01/10→					
D5	158	06/11→					
D5 AWD	136	01/07→					
D5 AWD	151	01/10→					
D5 AWD	158	06/11→					
T4	132	10/10→					
T4F	132	05/11→					
T5	177	10/10→					
T5	180	09/13→					
T6 AWD	210	01/07→12/10					
T6 AWD	224	10/10→12/16					
<b>Dichtungssatz, Bremsattel</b>							
1.6 D DRIVE	80	01/10→12/11	←			11.0441-6008.2 250038	ATE für Kolben-Ø [mm]: 60
1.6 DRIVE	84	06/11→					
2.0	107	01/08→09/12					
2.0 Drive- E	180	12/14→					
2.0 FlexFuel	107	01/08→12/11					
2.0 T	149	01/10→					
2.0 TDi	100	02/08→03/11					
2.4 D	120	03/06→					
2.4 D	129	01/10→03/11					
2.5 T	147	03/06→12/11					
2.5 T	170	01/10→12/12					
2.5 T	183	09/12→					
2.5 T	187	01/12→					
2.5 T AWD	147	10/06→04/09					
2.5 T FlexFuel	147	05/08→12/11					
2.5 T FlexFuel	170	01/10→12/11					
3.2	175	03/06→					
3.2	179	01/10→					
3.2 AWD	175	01/07→12/10					
↓							

	kW			 	! #			
<b>VOLVO - S80 II (124) 03/06→</b>								
<b>Dichtungssatz, Bremsattel</b>								
3.2 AWD	179	01/10→12/12	←			11.0441-6008.2	250038	ATE für Kolben-Ø [mm]: 60
4.4 V8 AWD	232	03/06→03/12	←					
D3	100	05/12→						
D3 / D4	120	01/10→						
D4	133	09/13→						
D5	136	03/06→						
D5	151	01/10→						
D5	158	06/11→						
D5 AWD	136	01/07→						
D5 AWD	151	01/10→						
D5 AWD	158	06/11→						
T4	132	10/10→						
T4F	132	05/11→						
T5	177	10/10→						
T5	180	09/13→						
T6 AWD	210	01/07→12/10						
T6 AWD	224	10/10→12/16						
<b>Bremsschlauch</b>								
1.6 D DRIVE	80	01/10→12/11	←	passend für Felgengröße [Zoll]: 17 / 18	2	24.5162-0375.3	331203	L= 375
1.6 DRIVe	84	06/11→	←	passend für Felgengröße [Zoll]: 16	2	24.5162-0390.3	331199	L= 390
2.0	107	01/08→09/12	←	passend für Felgengröße [Zoll]: 16	2	24.5162-0390.3	331199	L= 390
2.0 FlexFuel	107	01/08→12/11	→	☐; 115164→; + eFSB		24.5133-0310.3	331197	L= 330
2.0 T	149	01/10→	→	☐; 66720→ 115163; + eFSB		24.5133-0310.3	331197	L= 330
2.0 TDi	100	02/08→03/11	→	☐; 66720→ 115163; + eFSB		24.5133-0310.3	331197	L= 330
2.4 D	120	03/06→	→	☐; → 66719; + eFSB		24.5133-0310.3	331197	L= 330
2.4 D	129	01/10→03/11	→	☐; → 66719; + eFSB		24.5133-0310.3	331197	L= 330
2.5 T	170	01/10→12/12	→	☐; 115164→; + eFSB		24.5133-0311.3	331198	L= 310
2.5 T AWD	147	10/06→04/09	→	☐; 66720→ 115163; + eFSB		24.5133-0311.3	331198	L= 310
2.5 T FlexFuel	147	05/08→12/11	→	☐; 66720→ 115163; + eFSB		24.5133-0311.3	331198	L= 310
3.2	175	03/06→	→	→ 36584; für Rechtslenker; - eFSB	2	24.5162-0185.3	331202	L= 185
3.2	179	01/10→	→	- eFSB	2	24.5162-0185.3	331202	L= 185
3.2 AWD	175	01/07→12/10	→	- eFSB	2	24.5162-0185.3	331202	L= 185
3.2 AWD	179	01/10→12/12	→	- eFSB	2	24.5162-0185.3	331202	L= 185
D3 / D4	120	01/10→						
D5	136	03/06→						
D5	151	01/10→						
D5 AWD	136	01/07→						
D5 AWD	151	01/10→						
T6 AWD	210	01/07→12/10						
2.0 Drive- E	180	12/14→	←	passend für Felgengröße [Zoll]: 17 / 18	2	24.5162-0375.3	331203	L= 375
			←	passend für Felgengröße [Zoll]: 16	2	24.5162-0390.3	331199	L= 390
			→	- eFSB	2	24.5162-0185.3	331202	L= 185
2.5 T	147	03/06→12/11	←	passend für Felgengröße [Zoll]: 17 / 18	2	24.5162-0375.3	331203	L= 375
			←	passend für Felgengröße [Zoll]: 16	2	24.5162-0390.3	331199	L= 390
			→	☐; 115164→; + eFSB		24.5133-0310.3	331197	L= 330
			→	☐; 66720→ 115163; + eFSB		24.5133-0310.3	331197	L= 330
			→	☐; → 66719; + eFSB		24.5133-0310.3	331197	L= 330
			→	☐; 115164→; + eFSB		24.5133-0311.3	331198	L= 310
			→	☐; 66720→ 115163; + eFSB		24.5133-0311.3	331198	L= 310
			→	→ 36584; für Rechtslenker; - eFSB	2	24.5162-0185.3	331202	L= 185
2.5 T	183	09/12→	←	passend für Felgengröße [Zoll]: 17 / 18	2	24.5162-0375.3	331203	L= 375
2.5 T	187	01/12→	←	passend für Felgengröße [Zoll]: 16	2	24.5162-0390.3	331199	L= 390
			→	☐; 115164→; + eFSB		24.5133-0310.3	331197	L= 330
			→	☐; → 115163; + eFSB		24.5133-0310.3	331197	L= 330
			→	☐; 115164→; + eFSB		24.5133-0311.3	331198	L= 310
			→	☐; → 115163; + eFSB		24.5133-0311.3	331198	L= 310
			→	- eFSB	2	24.5162-0185.3	331202	L= 185
2.5 T FlexFuel	170	01/10→12/11	←	passend für Felgengröße [Zoll]: 17 / 18	2	24.5162-0375.3	331203	L= 375
4.4 V8 AWD	232	03/06→03/12	←	passend für Felgengröße [Zoll]: 16	2	24.5162-0390.3	331199	L= 390
D3	100	05/12→	←	passend für Felgengröße [Zoll]: 16	2	24.5162-0390.3	331199	L= 390
D5	158	06/11→	→	☐; 115164→; + eFSB		24.5133-0310.3	331197	L= 330
D5 AWD	158	06/11→	→	☐; 66720→ 115163; + eFSB		24.5133-0310.3	331197	L= 330
T4	132	10/10→	→	☐; 66720→ 115163; + eFSB		24.5133-0310.3	331197	L= 330
T4F	132	05/11→	→	☐; → 66719; + eFSB		24.5133-0310.3	331197	L= 330
T5	177	10/10→	→	☐; → 66719; + eFSB		24.5133-0310.3	331197	L= 330
T6 AWD	224	10/10→12/16	→	☐; 66720→ 115163; + eFSB		24.5133-0311.3	331198	L= 310
			→	☐; 115164→; + eFSB		24.5133-0311.3	331198	L= 310
			→	- eFSB	2	24.5162-0185.3	331202	L= 185
D4	133	09/13→	←	passend für Felgengröße [Zoll]: 17 / 18	2	24.5162-0375.3	331203	L= 375
↓								

	kw				! #			
<b>VOLVO - S80 II (124) 03/06→</b>								
 <b>Bremsschlauch</b>								
D4	133	09/13→	←	passend für Felgengröße [Zoll]: 16	2	24.5162-0390.3	331199	L= 390
			→	☐; + eFSB		24.5133-0310.3	331197	L= 330
			→	☐; + eFSB		24.5133-0311.3	331198	L= 310
T5	180	09/13→	←	passend für Felgengröße [Zoll]: 17 / 18	2	24.5162-0375.3	331203	L= 375
			←	passend für Felgengröße [Zoll]: 16	2	24.5162-0390.3	331199	L= 390
			→	☐; + eFSB		24.5133-0310.3	331197	L= 330
			→	☐; + eFSB		24.5133-0311.3	331198	L= 310
			→	- eFSB	2	24.5162-0185.3	331202	L= 185
<b>VOLVO - S90 (964) 11/96→12/98</b>								
 <b>Bremssattel</b>								
2.5	125	11/96→10/98	←	☐		24.3571-1707.5	240079	TRW Ø 57 - Halter
2.5	132	11/96→10/97	←	☐		24.3571-1708.5	240080	TRW Ø 57 - Halter
2.9	132	01/97→05/98	←	☐				
2.9	150	01/97→05/98	←	☐				
<b>Zubehörsatz, Bremssattel</b>								
2.5	125	11/96→10/98	←			24.0101-3601.2	260044	TRW
2.5	132	11/96→10/97	←					
2.9	132	01/97→05/98	←					
2.9	150	01/97→05/98	←					
 <b>Bremsschlauch</b>								
2.5	125	11/96→10/98	←		2	83.6124-0380.3	330268	L= 380
2.5	132	11/96→10/97	→		2	83.6134-0300.3	330725	L= 300
2.9	132	01/97→05/98	→					
2.9	150	01/97→05/98	→					
<b>VOLVO - V40 Kombi (645) 07/95→06/04</b>								
 <b>Bremssattel</b>								
1.6	77	12/95→08/99	←	☐; → 08/97		24.3541-1783.5	240269	TRW Ø 54 - Halter
1.8	85	07/95→08/99	←	☐; → 08/97		24.3541-1784.5	240270	TRW Ø 54 - Halter
1.9 TD	66	07/95→08/99	←	☐; → 08/97		24.3541-1785.5	240271	TRW Ø 54 - Halter
2.0	100	07/95→06/04	←	☐; 09/97→		24.3541-1786.5	240272	TRW Ø 54 - Halter
			←	☐; 09/97→		24.3541-1786.5	240272	TRW Ø 54 - Halter
			→	☐; → 426760		24.3384-1721.5	240255	TRW Ø 38 - Halter
			→	☐; → 426760		24.3384-1722.5	240256	TRW Ø 38 - Halter
			→	☐; 426761→		24.3384-1743.5	240319	TRW Ø 38 - Halter
			→	☐; 426761→		24.3384-1744.5	240320	TRW Ø 38 - Halter
1.6	80	03/99→06/04	←	☐		24.3541-1785.5	240271	TRW Ø 54 - Halter
1.8	90	03/99→06/04	←	☐		24.3541-1786.5	240272	TRW Ø 54 - Halter
1.8 i	90	06/01→06/04	←	☐		24.3541-1786.5	240272	TRW Ø 54 - Halter
1.8 i	92	03/98→06/04	→	☐		24.3384-1743.5	240319	TRW Ø 38 - Halter
1.9 DI	70	03/99→07/00	→	☐		24.3384-1744.5	240320	TRW Ø 38 - Halter
1.9 DI	75	07/00→06/04	→	☐		24.3384-1744.5	240320	TRW Ø 38 - Halter
2.0 T	120	06/01→06/04	→	☐		24.3384-1744.5	240320	TRW Ø 38 - Halter
1.9 DI	85	07/00→06/04	←	☐		24.3541-1785.5	240271	TRW Ø 54 - Halter
2.0 T	118	10/97→07/00	←	☐		24.3541-1786.5	240272	TRW Ø 54 - Halter
			→	☐; → 426760		24.3384-1721.5	240255	TRW Ø 38 - Halter
			→	☐; → 426760		24.3384-1722.5	240256	TRW Ø 38 - Halter
			→	☐; 426761→		24.3384-1743.5	240319	TRW Ø 38 - Halter
			→	☐; 426761→		24.3384-1744.5	240320	TRW Ø 38 - Halter
1.9 T4	147	05/97→07/00	←	☐; → 08/97; + ABS		24.3541-1783.5	240269	TRW Ø 54 - Halter
			←	☐; → 08/97; + ABS		24.3541-1784.5	240270	TRW Ø 54 - Halter
			←	☐; 09/97→		24.3541-1785.5	240271	TRW Ø 54 - Halter
			←	☐; 09/97→		24.3541-1786.5	240272	TRW Ø 54 - Halter
			→	☐; → 426760		24.3384-1721.5	240255	TRW Ø 38 - Halter
			→	☐; → 426760		24.3384-1722.5	240256	TRW Ø 38 - Halter
			→	☐; 426761→		24.3384-1743.5	240319	TRW Ø 38 - Halter
			→	☐; 426761→		24.3384-1744.5	240320	TRW Ø 38 - Halter
2.0	103	07/95→08/99	←	☐; → 08/97		24.3541-1783.5	240269	TRW Ø 54 - Halter
			←	☐; → 08/97		24.3541-1784.5	240270	TRW Ø 54 - Halter
↓								

**VOLVO - V40 Kombi (645) 07/95→06/04**

**Bremssattel**

2.0	103	07/95→08/99	←	☐; 09/97→	24.3541-1785.5	240271	TRW Ø 54 - Halter
			←	☐; 09/97→	24.3541-1786.5	240272	TRW Ø 54 - Halter
			→	☐; 426761→	24.3384-1743.5	240319	TRW Ø 38 - Halter
			→	☐; 426761→	24.3384-1744.5	240320	TRW Ø 38 - Halter
2.0 T	121	07/99→06/04	←	☐; 07/00→ 06/01	24.3541-1785.5	240271	TRW Ø 54 - Halter
			←	☐; 07/00→ 06/01	24.3541-1786.5	240272	TRW Ø 54 - Halter
			→	☐; 07/00→ 06/01	24.3384-1743.5	240319	TRW Ø 38 - Halter
			→	☐; 07/00→ 06/01	24.3384-1744.5	240320	TRW Ø 38 - Halter
2.0 T4	147	07/00→06/04	←	☐; → 04/04	24.3541-1785.5	240271	TRW Ø 54 - Halter
			←	☐; → 04/04	24.3541-1786.5	240272	TRW Ø 54 - Halter
			→	☐; → 04/04	24.3384-1743.5	240319	TRW Ø 38 - Halter
			→	☐; → 04/04	24.3384-1744.5	240320	TRW Ø 38 - Halter








**Bremsschlauch**

1.6	77	12/95→08/99	←		2	24.5248-0461.3	330707	L= 460
1.6	80	03/99→06/04	→		2	24.5249-0416.3	330708	L= 416
1.8	85	07/95→08/99	→					
1.8	90	03/99→06/04	→					
1.8 i	90	06/01→06/04	→					
1.8 i	92	03/98→06/04	→					
1.9 DI	70	03/99→07/00	→					
1.9 DI	75	07/00→06/04	→					
1.9 DI	85	07/00→06/04	→					
1.9 T4	147	05/97→07/00	→					
1.9 TD	66	07/95→08/99	→					
2.0	100	07/95→06/04	→					
2.0	103	07/95→08/99	→					
2.0 T	118	10/97→07/00	→					
2.0 T	120	06/01→06/04	→					
2.0 T	121	07/99→06/04	←	07/00→ 06/01	2	24.5248-0461.3	330707	L= 460
			→	07/00→ 06/01	2	24.5249-0416.3	330708	L= 416
2.0 T4	147	07/00→06/04	←	→ 04/04	2	24.5248-0461.3	330707	L= 460
			→	→ 04/04	2	24.5249-0416.3	330708	L= 416

**VOLVO - V40 Schrägheck (525, 526) 03/12→**

**Bremssattel**

D2 D3 D4 T3 GTDi T4 GTDi	84 110 130 110 132	03/12→ 03/12→03/15 03/12→ 03/12→ 03/12→	←	☐; 09/12→; passend für Felgengröße [Zoll]: 17	11.9576-9975.2	220649	ATE Ø 57 - Halter			
			←	☐; 09/12→; passend für Felgengröße [Zoll]: 17	11.9576-9976.2	220650	ATE Ø 57 - Halter			
			←	☐; 09/12→; passend für Felgengröße [Zoll]: 15 / 16	24.3571-9813.5	240557	ATE Ø 57 - Halter			
			←	☐; 09/12→; passend für Felgengröße [Zoll]: 15 / 16	24.3571-9814.5	240558	ATE Ø 57 - Halter			
			→	☐; 09/12→	11.9387-7099.2	221053	ATE Ø 38 - Halter			
			→	☐; 09/12→	11.9387-7100.2	221054	ATE Ø 38 - Halter			
D2 D3 D4 T2 T2 GTDi T3 T4 T4 T4 T5 T5 T5 AWD	88 110 140 90 88 112 147 132 140 157 180 180	02/15→ 04/15→ 05/14→ 02/15→ 03/13→12/15 02/15→ 04/14→ 07/13→ 08/15→ 03/13→ 05/14→ 05/14→	←	☐; passend für Felgengröße [Zoll]: 17	11.9576-9975.2	220649	ATE Ø 57 - Halter			
			←	☐; passend für Felgengröße [Zoll]: 17	11.9576-9976.2	220650	ATE Ø 57 - Halter			
			←	☐; passend für Felgengröße [Zoll]: 15 / 16	24.3571-9813.5	240557	ATE Ø 57 - Halter			
			←	☐; passend für Felgengröße [Zoll]: 15 / 16	24.3571-9814.5	240558	ATE Ø 57 - Halter			
			→	☐	11.9387-7099.2	221053	ATE Ø 38 - Halter			
			→	☐	11.9387-7100.2	221054	ATE Ø 38 - Halter			
			T4 AWD T4 AWD T5 T5 AWD T5 AWD	132 140 187 157 187	07/13→ 05/14→ 12/12→ 03/13→ 01/13→	←	☐; passend für Felgengröße [Zoll]: 17	11.9576-9975.2	220649	ATE Ø 57 - Halter
						←	☐; passend für Felgengröße [Zoll]: 17	11.9576-9976.2	220650	ATE Ø 57 - Halter
						→	☐	11.9387-7099.2	221053	ATE Ø 38 - Halter
						→	☐	11.9387-7100.2	221054	ATE Ø 38 - Halter
T5	183	01/14→	←	☐; 05/14→; passend für Felgengröße [Zoll]: 17	11.9576-9975.2	220649	ATE Ø 57 - Halter			
			←	☐; 05/14→; passend für Felgengröße [Zoll]: 17	11.9576-9976.2	220650	ATE Ø 57 - Halter			

	kw			 	! #			
<b>VOLVO - V40 Schrägheck (525, 526) 03/12→</b>								
<b>Bremssattel</b>								
T5	183	01/14→	←	☐; 05/14→; passend für Felgengröße [Zoll]: 15 / 16	24.3571-9813.5	240557	ATE Ø 57 - Halter	
			←	☐; 05/14→; passend für Felgengröße [Zoll]: 15 / 16	24.3571-9814.5	240558	ATE Ø 57 - Halter	
			→	☐; 05/14→	11.9387-7099.2	221053	ATE Ø 38 - Halter	
			→	☐; 05/14→	11.9387-7100.2	221054	ATE Ø 38 - Halter	
<b>Halter, Bremssattel</b>								
D2 D3 D4 T3 GTDi T4 GTDi	84 110 130 110 132	03/12→ 03/12→03/15 03/12→ 03/12→ 03/12→	→	09/12→	11.0230-0698.2	260091	ATE	
D2 D3 D4 T2 T2 GTDi T3 T4 T4 T4 AWD T4 AWD T5 T5 T5 AWD T5 AWD T5 AWD	88 110 140 90 88 112 147 132 140 132 140 157 180 187 157 180 187	02/15→ 04/15→ 05/14→ 02/15→ 03/13→12/15 02/15→ 04/14→ 07/13→ 08/15→ 07/13→ 05/14→ 03/13→ 05/14→ 12/12→ 03/13→ 05/14→ 01/13→	→		11.0230-0698.2	260091	ATE	
T5	183	01/14→	→	05/14→	11.0230-0698.2	260091	ATE	
<b>Feder, Bremssattel</b>								
D2 D3 D4 T3 GTDi T4 GTDi	84 110 130 110 132	03/12→ 03/12→03/15 03/12→ 03/12→ 03/12→		09/12→	2	11.8116-0340.1 11.8116-0345.2	390595 390596	ATE ATE
D2 D3 D4 T2 T2 GTDi T3 T4 T4 T4 AWD T4 AWD T5 T5 T5 AWD T5 AWD T5 AWD	88 110 140 90 88 112 147 132 140 132 140 157 180 187 157 180 187	02/15→ 04/15→ 05/14→ 02/15→ 03/13→12/15 02/15→ 04/14→ 07/13→ 08/15→ 07/13→ 05/14→ 03/13→ 05/14→ 12/12→ 03/13→ 05/14→ 01/13→			2	11.8116-0340.1 11.8116-0345.2	390595 390596	ATE ATE
T5	183	01/14→		05/14→	2	11.8116-0340.1 11.8116-0345.2	390595 390596	ATE ATE
<b>Führungshülzensatz, Bremssattel</b>								
D2 D3 D4 T3 GTDi T4 GTDi	84 110 130 110 132	03/12→ 03/12→03/15 03/12→ 03/12→ 03/12→	←	09/12→		11.0101-5407.2	260011	ATE
			→	09/12→		11.0101-5407.2	260011	ATE
D2 D3 D4 T2 T2 GTDi T3 T4 T4 T4 AWD T4 AWD T5 T5 T5 AWD T5 AWD ↓	88 110 140 90 88 112 147 132 140 132 140 157 180 187 157	02/15→ 04/15→ 05/14→ 02/15→ 03/13→12/15 02/15→ 04/14→ 07/13→ 08/15→ 07/13→ 05/14→ 03/13→ 05/14→ 12/12→ 03/13→	←			11.0101-5407.2	260011	ATE
			→			11.0101-5407.2	260011	ATE

**VOLVO - V40 Schrägheck (525, 526) 03/12→**

**Führungshülzensatz, Bremsattel**

T5 AWD	180	05/14→	←			11.0101-5407.2	260011	ATE
T5 AWD	187	01/13→	→			11.0101-5407.2	260011	ATE
T5	183	01/14→	←	05/14→		11.0101-5407.2	260011	ATE
			→	05/14→		11.0101-5407.2	260011	ATE

**Führungsbolzen, Bremsattel**

D2	84	03/12→		09/12→		11.8171-0008.1	990049	ATE
D3	110	03/12→03/15						
D4	130	03/12→						
T3 GTDi	110	03/12→						
T4 GTDi	132	03/12→						
D2	88	02/15→				11.8171-0008.1	990049	ATE
D3	110	04/15→						
D4	140	05/14→						
T2	90	02/15→						
T2 GTDi	88	03/13→12/15						
T3	112	02/15→						
T4	147	04/14→						
T4	132	07/13→						
T4	140	08/15→						
T4 AWD	132	07/13→						
T4 AWD	140	05/14→						
T5	157	03/13→						
T5	180	05/14→						
T5	187	12/12→						
T5 AWD	157	03/13→						
T5 AWD	180	05/14→						
T5 AWD	187	01/13→						
T5	183	01/14→		05/14→		11.8171-0008.1	990049	ATE

**Bremsschlauch**









D2	84	03/12→	→	09/12→	2	83.7788-0393.3	331523	L= 394
D3	110	03/12→03/15						
D4	130	03/12→						
T3 GTDi	110	03/12→						
T4 GTDi	132	03/12→						
D2	88	02/15→	→		2	83.7788-0393.3	331523	L= 394
D3	110	04/15→						
D4	140	05/14→						
T2	90	02/15→						
T2 GTDi	88	03/13→12/15						
T3	112	02/15→						
T4	147	04/14→						
T4	132	07/13→						
T4	140	08/15→						
T4 AWD	132	07/13→						
T4 AWD	140	05/14→						
T5	157	03/13→						
T5	180	05/14→						
T5	187	12/12→						
T5 AWD	157	03/13→						
T5 AWD	180	05/14→						
T5 AWD	187	01/13→						
T5	183	01/14→	→	05/14→	2	83.7788-0393.3	331523	L= 394

**VOLVO - V50 (545) 12/03→12/12**

**Bremssattel**

1.6	74	01/05→12/12	←	☐; → 05/12; passend für Felgenreöße [Zoll]: 16,5		11.9576-9975.2	220649	ATE Ø 57 - Halter
1.6 D	80	03/05→						
1.6 D2	84	01/10→12/12	←	☐; → 05/12; passend für Felgenreöße [Zoll]: 17		11.9576-9976.2	220650	ATE Ø 57 - Halter
2.0	107	10/06→12/12						
2.0 FlexFuel	107	01/10→12/12						
D3	110	10/10→12/12	←	☐; → 05/12; nicht für Felgenreöße [Zoll]: 17		24.3571-9813.5	240557	ATE Ø 57 - Halter
D4	130	10/10→12/12						
T5	169	03/07→12/12	←	☐; → 05/12; nicht für Felgenreöße [Zoll]: 17		24.3571-9814.5	240558	ATE Ø 57 - Halter
			→	☐; → 491291		11.9387-7015.2	220627	ATE Ø 38 - Halter
			→	☐; → 491291		11.9387-7016.2	220628	ATE Ø 38 - Halter
			→	☐; 491292→; → 05/12		11.9387-7099.2	221053	ATE Ø 38 - Halter
			→	☐; 491292→; → 05/12		11.9387-7100.2	221054	ATE Ø 38 - Halter
1.6 D	81	01/05→12/11	←	☐; passend für Felgenreöße [Zoll]: 16,5		11.9576-9975.2	220649	ATE Ø 57 - Halter
1.8	92	04/04→12/10						
2.0 D	100	04/04→12/10	←	☐; passend für Felgenreöße [Zoll]: 17		11.9576-9976.2	220650	ATE Ø 57 - Halter
2.4	103	04/04→12/10	←	☐; nicht für Felgenreöße [Zoll]: 17		24.3571-9813.5	240557	ATE Ø 57 - Halter
2.4	125	04/04→12/10						
2.4 AWD	125	08/06→12/09						



	kw			 	! #		
<b>VOLVO - V50 (545) 12/03→12/12</b>							
<b> Bremssattel</b>							
2.4 D5 2.4 Tdi T5 T5 AWD T5 AWD	132 120 162 162 169	03/06→12/10 05/07→12/10 04/04→12/07 04/04→12/07 03/07→12/10	← → → → →	☐; nicht für Felgenreöße [Zoll]: 17 ☐; → 491291 ☐; → 491291 ☐; 491292→ ☐; 491292→		24.3571-9814.5 240558 11.9387-7015.2 220627 11.9387-7016.2 220628 11.9387-7099.2 221053 11.9387-7100.2 221054	ATE Ø 57 - Halter ATE Ø 38 - Halter ATE Ø 38 - Halter ATE Ø 38 - Halter ATE Ø 38 - Halter
1.8 FlexFuel	92	01/05→12/10	← ← ← ← → → → →	☐; 04/07→; passend für Felgenreöße [Zoll]: 16,5 ☐; 04/07→; passend für Felgenreöße [Zoll]: 17 ☐; 04/07→; nicht für Felgenreöße [Zoll]: 17 ☐; 04/07→; nicht für Felgenreöße [Zoll]: 17 ☐; 04/07→; → 491291 ☐; 04/07→; → 491291 ☐; 491292→ ☐; 491292→		11.9576-9975.2 220649 11.9576-9976.2 220650 24.3571-9813.5 240557 24.3571-9814.5 240558 11.9387-7015.2 220627 11.9387-7016.2 220628 11.9387-7099.2 221053 11.9387-7100.2 221054	ATE Ø 57 - Halter ATE Ø 57 - Halter ATE Ø 57 - Halter ATE Ø 57 - Halter ATE Ø 38 - Halter ATE Ø 38 - Halter ATE Ø 38 - Halter ATE Ø 38 - Halter
<b>Halter, Bremssattel</b>							
1.6 1.6 D 1.6 D2 2.0 2.0 FlexFuel D3 D4 T5	74 80 84 107 107 110 130 169	01/05→12/12 03/05→ 01/10→12/12 10/06→12/12 01/10→12/12 10/10→12/12 10/10→12/12 03/07→12/12	← → → →	→ 05/12; nicht für Felgenreöße [Zoll]: 17 491292→; → 05/12 → 491291		11.0230-0818.1 260135 11.0230-0698.2 260091 11.0230-0698.2 260091	ATE ATE ATE
1.6 D 1.8 2.0 D 2.4 2.4 2.4 AWD 2.4 D5 2.4 Tdi T5 T5 AWD T5 AWD	81 92 100 103 125 125 132 120 162 162 169	01/05→12/11 04/04→12/10 04/04→12/10 04/04→12/10 04/04→12/10 08/06→12/09 03/06→12/10 05/07→12/10 04/04→12/07 04/04→12/07 03/07→12/10	← → → →	nicht für Felgenreöße [Zoll]: 17 → 491291 491292→		11.0230-0818.1 260135 11.0230-0698.2 260091 11.0230-0698.2 260091	ATE ATE ATE
1.8 FlexFuel	92	01/05→12/10	← → →	04/07→; nicht für Felgenreöße [Zoll]: 17 04/07→; → 491291 491292→		11.0230-0818.1 260135 11.0230-0698.2 260091 11.0230-0698.2 260091	ATE ATE ATE
<b>Feder, Bremssattel</b>							
1.6 1.6 D 1.6 D2 2.0 2.0 FlexFuel D3 D4 T5	74 80 84 107 107 110 130 169	01/05→12/12 03/05→ 01/10→12/12 10/06→12/12 01/10→12/12 10/10→12/12 10/10→12/12 03/07→12/12	← → →	491292→; → 05/12 → 05/12 → 491291	2	11.8116-0340.1 390595 11.8116-0345.2 390596 11.8116-0356.1 390586	ATE ATE ATE
1.6 D 1.8 2.0 D 2.4 2.4 2.4 AWD 2.4 D5 2.4 Tdi T5 T5 AWD T5 AWD	81 92 100 103 125 125 132 120 162 162 169	01/05→12/11 04/04→12/10 04/04→12/10 04/04→12/10 04/04→12/10 08/06→12/09 03/06→12/10 05/07→12/10 04/04→12/07 04/04→12/07 03/07→12/10	← → →	491292→ → 491291	2	11.8116-0340.1 390595 11.8116-0345.2 390596 11.8116-0356.1 390586	ATE ATE ATE
1.8 FlexFuel	92	01/05→12/10	← →	491292→ 04/07→	2	11.8116-0340.1 390595 11.8116-0345.2 390596 11.8116-0356.1 390586	ATE ATE ATE
			→	04/07→; → 491291	2	11.8116-0340.1 390595	ATE
<b>Führungshülzensatz, Bremssattel</b>							
1.6 1.6 D 1.6 D2 2.0	74 80 84 107	01/05→12/12 03/05→ 01/10→12/12 10/06→12/12	← → →	→ 05/12 491292→; → 05/12 → 491291		11.0101-5407.2 260011 11.0101-5407.2 260011 11.0101-5407.2 260011	ATE ATE ATE

### VOLVO - V50 (545) 12/03→12/12

#### Führungshülzensatz, Bremsattel

2.0 FlexFuel	107	01/10→12/12	←	→ 05/12		11.0101-5407.2	260011	ATE
D3	110	10/10→12/12	→	491292→; → 05/12		11.0101-5407.2	260011	ATE
D4	130	10/10→12/12	→	→ 491291		11.0101-5407.2	260011	ATE
T5	169	03/07→12/12	→			11.0101-5407.2	260011	ATE
1.6 D	81	01/05→12/11	←			11.0101-5407.2	260011	ATE
1.8	92	04/04→12/10	→	→ 491291		11.0101-5407.2	260011	ATE
2.0 D	100	04/04→12/10	→	491292→		11.0101-5407.2	260011	ATE
2.4	103	04/04→12/10	→			11.0101-5407.2	260011	ATE
2.4	125	04/04→12/10						
2.4 AWD	125	08/06→12/09						
2.4 D5	132	03/06→12/10						
2.4 Tdi	120	05/07→12/10						
T5	162	04/04→12/07						
T5 AWD	162	04/04→12/07						
T5 AWD	169	03/07→12/10						
1.8 FlexFuel	92	01/05→12/10	←	04/07→		11.0101-5407.2	260011	ATE
			→	04/07→; → 491291		11.0101-5407.2	260011	ATE
			→	491292→		11.0101-5407.2	260011	ATE

#### Führungsbolzen, Bremsattel

1.6	74	01/05→12/12		491292→; → 05/12		11.8171-0008.1	990049	ATE
1.6 D	80	03/05→		→ 05/12		11.8171-0008.1	990049	ATE
1.6 D2	84	01/10→12/12		→ 491291		11.8171-0008.1	990049	ATE
2.0	107	10/06→12/12				11.8171-0008.1	990049	ATE
2.0 FlexFuel	107	01/10→12/12						
D3	110	10/10→12/12						
D4	130	10/10→12/12						
T5	169	03/07→12/12						
1.6 D	81	01/05→12/11		→ 491291		11.8171-0008.1	990049	ATE
1.8	92	04/04→12/10		491292→		11.8171-0008.1	990049	ATE
2.0 D	100	04/04→12/10				11.8171-0008.1	990049	ATE
2.4	103	04/04→12/10				11.8171-0008.1	990049	ATE
2.4	125	04/04→12/10						
2.4 AWD	125	08/06→12/09						
2.4 D5	132	03/06→12/10						
2.4 Tdi	120	05/07→12/10						
T5	162	04/04→12/07						
T5 AWD	162	04/04→12/07						
T5 AWD	169	03/07→12/10						
1.8 FlexFuel	92	01/05→12/10		04/07→; → 491291		11.8171-0008.1	990049	ATE
				04/07→		11.8171-0008.1	990049	ATE
				491292→		11.8171-0008.1	990049	ATE









#### Bremsschlauch

1.6	74	01/05→12/12	←	→ 05/12; nicht für Felgengröße [Zoll]: 17	2	83.7716-0398.3	330987	L= 395
1.6 D	80	03/05→	←	→ 05/12;	2	83.7788-0414.3	330988	L= 411
1.6 D2	84	01/10→12/12	←	passend für Felgengröße [Zoll]: 17				
2.0	107	10/06→12/12	→	→ 05/12	2	83.7788-0383.3	330972	L= 382
2.0 FlexFuel	107	01/10→12/12	→					
D3	110	10/10→12/12						
D4	130	10/10→12/12						
T5	169	03/07→12/12						
1.6 D	81	01/05→12/11	←	nicht für Felgengröße [Zoll]: 17	2	83.7716-0398.3	330987	L= 395
1.8	92	04/04→12/10	←	passend für Felgengröße [Zoll]: 17	2	83.7788-0414.3	330988	L= 411
2.0 D	100	04/04→12/10	→		2	83.7788-0383.3	330972	L= 382
2.4	103	04/04→12/10	→					
2.4	125	04/04→12/10						
2.4 AWD	125	08/06→12/09						
2.4 D5	132	03/06→12/10						
2.4 Tdi	120	05/07→12/10						
T5	162	04/04→12/07						
1.8 FlexFuel	92	01/05→12/10	←	04/07→; nicht für Felgengröße [Zoll]: 17	2	83.7716-0398.3	330987	L= 395
			←	04/07→;	2	83.7788-0414.3	330988	L= 411
			→	passend für Felgengröße [Zoll]: 17				
			→	04/07→	2	83.7788-0383.3	330972	L= 382
T5 AWD	162	04/04→12/07	←	nicht für Felgengröße [Zoll]: 17	2	83.7788-0414.3	330988	L= 411
T5 AWD	169	03/07→12/10	←	passend für Felgengröße [Zoll]: 17	2	83.7788-0425.3	331232	L= 425
			→		2	83.7788-0386.3	331231	L= 386









### VOLVO - V60 (155, 157) 07/10→








#### Bremsattel








1.5 T2	90	10/15→	←	☐; 01/16→; für Bremsscheibendurchmesser [mm]: 300		11.9601-9711.2	220873	ATE Ø 60 - Halter
↓								

	kw			 	! #		
<b>VOLVO - V60 (155, 157) 07/10→</b>							
 <b>Bremssattel</b>							
1.5 T2	90	10/15→	←	☐; 01/16→; für Bremsscheibendurchmesser [mm]: 300	11.9601-9712.2	220874	ATE Ø 60 - Halter
			←	☐; 01/16→; für Bremsscheibendurchmesser [mm]: 336	11.9606-9945.2	220727	ATE Ø 60 - Halter
			←	☐; 01/16→; für Bremsscheibendurchmesser [mm]: 336	11.9606-9946.2	220728	ATE Ø 60 - Halter
			←	☐; 01/16→; für Bremsscheibendurchmesser [mm]: 316	11.9606-9949.2	220879	ATE Ø 60 - Halter
			←	☐; 01/16→; für Bremsscheibendurchmesser [mm]: 316	11.9606-9950.2	220880	ATE Ø 60 - Halter
			→	☐; 01/16→; V	24.6241-1703.7	220971	TRW Ø 41 + EMot / - Halter + FSB
			→	☐; 01/16→; V	24.6241-1704.7	220972	TRW Ø 41 + EMot / - Halter + FSB
1.6 DRIVE 2.4 D5 2.4 D5 AWD	84	02/11→12/15	←	☐; 06/11→; für Bremsscheibendurchmesser [mm]: 300	11.9601-9711.2	220873	ATE Ø 60 - Halter
	158	04/11→12/15	←	☐; 06/11→; für Bremsscheibendurchmesser [mm]: 300	11.9601-9712.2	220874	ATE Ø 60 - Halter
	158	04/11→12/15	←	☐; 06/11→; für Bremsscheibendurchmesser [mm]: 336	11.9606-9945.2	220727	ATE Ø 60 - Halter
			←	☐; 06/11→; für Bremsscheibendurchmesser [mm]: 336	11.9606-9946.2	220728	ATE Ø 60 - Halter
			←	☐; 06/11→; für Bremsscheibendurchmesser [mm]: 316	11.9606-9949.2	220879	ATE Ø 60 - Halter
			←	☐; 06/11→; für Bremsscheibendurchmesser [mm]: 316	11.9606-9950.2	220880	ATE Ø 60 - Halter
			→	☐; 06/11→; V	24.6241-1703.7	220971	TRW Ø 41 + EMot / - Halter + FSB
			→	☐; 06/11→; V	24.6241-1704.7	220972	TRW Ø 41 + EMot / - Halter + FSB
	2.0 D2 2.0 D3 2.0 D4 2.4 D5 Hybrid AWD D4 D4 AWD D4 AWD D5 D5 D5 AWD D6 Hybrid AWD T3 T4F T5 T5 T6 T6 AWD T6 AWD	88	03/15→	←	☐; für Bremsscheibendurchmesser [mm]: 300	11.9601-9711.2	220873
110		03/15→	←	☐; für Bremsscheibendurchmesser [mm]: 300	11.9601-9712.2	220874	ATE Ø 60 - Halter
140		03/15→	←	☐; für Bremsscheibendurchmesser [mm]: 300	11.9606-9945.2	220727	ATE Ø 60 - Halter
120		03/15→	←	☐; für Bremsscheibendurchmesser [mm]: 336	11.9606-9946.2	220728	ATE Ø 60 - Halter
133		10/13→12/15	←	☐; für Bremsscheibendurchmesser [mm]: 336	11.9606-9949.2	220879	ATE Ø 60 - Halter
133		10/13→12/15	←	☐; für Bremsscheibendurchmesser [mm]: 316	11.9606-9950.2	220880	ATE Ø 60 - Halter
140		03/15→	←	☐; für Bremsscheibendurchmesser [mm]: 316	11.9606-9945.2	220727	ATE Ø 60 - Halter
165		03/15→	←	☐; für Bremsscheibendurchmesser [mm]: 336	11.9606-9946.2	220728	ATE Ø 60 - Halter
169		04/14→12/15	←	☐; für Bremsscheibendurchmesser [mm]: 336	11.9606-9949.2	220879	ATE Ø 60 - Halter
169		04/14→12/15	←	☐; für Bremsscheibendurchmesser [mm]: 316	11.9606-9950.2	220880	ATE Ø 60 - Halter
162		03/15→	←	☐; für Bremsscheibendurchmesser [mm]: 316	11.9606-9945.2	220727	ATE Ø 60 - Halter
112		03/15→	←	☐; für Bremsscheibendurchmesser [mm]: 316	11.9606-9946.2	220728	ATE Ø 60 - Halter
132		04/11→12/15	←	☐; für Bremsscheibendurchmesser [mm]: 316	11.9606-9949.2	220879	ATE Ø 60 - Halter
176		08/12→	←	☐; für Bremsscheibendurchmesser [mm]: 316	11.9606-9950.2	220880	ATE Ø 60 - Halter
2.0 T D3 / D4 D5 D5 AWD T3 T4 T5 T6 AWD	149	07/10→12/12	←	☐; 11/10→; für Bremsscheibendurchmesser [mm]: 300	11.9601-9711.2	220873	ATE Ø 60 - Halter
	120	07/10→12/14	←	☐; 11/10→; für Bremsscheibendurchmesser [mm]: 300	11.9601-9712.2	220874	ATE Ø 60 - Halter
	151	07/10→12/11	←	☐; 11/10→; für Bremsscheibendurchmesser [mm]: 300	11.9606-9945.2	220727	ATE Ø 60 - Halter
	151	07/10→12/11	←	☐; 11/10→; für Bremsscheibendurchmesser [mm]: 336	11.9606-9946.2	220728	ATE Ø 60 - Halter
	110	09/10→12/15	←	☐; 11/10→; für Bremsscheibendurchmesser [mm]: 336	11.9606-9945.2	220727	ATE Ø 60 - Halter

















	kW			 	! #		
<b>VOLVO - V60 (155, 157) 07/10→</b>							
 <b>Bremssattel</b>							
2.0 T D3 / D4 D5 D5 AWD T3 T4 T5 T6 AWD	149	07/10→12/12	←	☐; 11/10→; für Bremsscheibendurchmesser [mm]: 316	11.9606-9949.2	220879	ATE Ø 60 - Halter
	120	07/10→12/14					
	151	07/10→12/11	←	☐; 11/10→; für Bremsscheibendurchmesser [mm]: 316	11.9606-9950.2	220880	ATE Ø 60 - Halter
	110	09/10→12/15	←				
	132	09/10→12/15	←				
T5 T6 AWD	177	09/10→12/14	→	☐; 11/10→; V	24.6241-1703.7	220971	TRW Ø 41 + EMot / - Halter + FSB
	224	07/10→12/15	→	☐; 11/10→; V	24.6241-1704.7	220972	TRW Ø 41 + EMot / - Halter + FSB
2.0 T4	140	03/15→	←	☐; 05/15→; für Bremsscheibendurchmesser [mm]: 300	11.9601-9711.2	220873	ATE Ø 60 - Halter
			←	☐; 05/15→; für Bremsscheibendurchmesser [mm]: 300	11.9601-9712.2	220874	ATE Ø 60 - Halter
			←	☐; 05/15→; für Bremsscheibendurchmesser [mm]: 336	11.9606-9945.2	220727	ATE Ø 60 - Halter
			←	☐; 05/15→; für Bremsscheibendurchmesser [mm]: 336	11.9606-9946.2	220728	ATE Ø 60 - Halter
			←	☐; 05/15→; für Bremsscheibendurchmesser [mm]: 316	11.9606-9949.2	220879	ATE Ø 60 - Halter
			←	☐; 05/15→; für Bremsscheibendurchmesser [mm]: 316	11.9606-9950.2	220880	ATE Ø 60 - Halter
			→	☐; 05/15→; V	24.6241-1703.7	220971	TRW Ø 41 + EMot / - Halter + FSB
			→	☐; 05/15→; V	24.6241-1704.7	220972	TRW Ø 41 + EMot / - Halter + FSB
2.4 Hybrid D6 AWD	158	06/12→12/15	←	☐; 11/12→; für Bremsscheibendurchmesser [mm]: 300	11.9601-9711.2	220873	ATE Ø 60 - Halter
			←	☐; 11/12→; für Bremsscheibendurchmesser [mm]: 300	11.9601-9712.2	220874	ATE Ø 60 - Halter
			←	☐; 11/12→; für Bremsscheibendurchmesser [mm]: 336	11.9606-9945.2	220727	ATE Ø 60 - Halter
			←	☐; 11/12→; für Bremsscheibendurchmesser [mm]: 336	11.9606-9946.2	220728	ATE Ø 60 - Halter
			←	☐; 11/12→; für Bremsscheibendurchmesser [mm]: 316	11.9606-9949.2	220879	ATE Ø 60 - Halter
			←	☐; 11/12→; für Bremsscheibendurchmesser [mm]: 316	11.9606-9950.2	220880	ATE Ø 60 - Halter
			→	☐; 11/12→; V	24.6241-1703.7	220971	TRW Ø 41 + EMot / - Halter + FSB
			→	☐; 11/12→; V	24.6241-1704.7	220972	TRW Ø 41 + EMot / - Halter + FSB
3.0 T AWD	258	04/14→	→	☐; 05/14→; V	24.6241-1703.7	220971	TRW Ø 41 + EMot / - Halter + FSB
			→	☐; 05/14→; V	24.6241-1704.7	220972	TRW Ø 41 + EMot / - Halter + FSB
D3	100	05/12→12/15	←	☐; 10/12→; für Bremsscheibendurchmesser [mm]: 300	11.9601-9711.2	220873	ATE Ø 60 - Halter
			←	☐; 10/12→; für Bremsscheibendurchmesser [mm]: 300	11.9601-9712.2	220874	ATE Ø 60 - Halter
			←	☐; 10/12→; für Bremsscheibendurchmesser [mm]: 336	11.9606-9945.2	220727	ATE Ø 60 - Halter
			←	☐; 10/12→; für Bremsscheibendurchmesser [mm]: 336	11.9606-9946.2	220728	ATE Ø 60 - Halter
			←	☐; 10/12→; für Bremsscheibendurchmesser [mm]: 316	11.9606-9949.2	220879	ATE Ø 60 - Halter
↓							








	kw			 	! #		
<b>VOLVO - V60 (155, 157) 07/10→</b>							
<b>Bremssattel</b>							
D3	100	05/12→12/15	←	☐; 10/12→; für Bremsscheibendurchmesser [mm]: 316	11.9606-9950.2	220880	ATE Ø 60 - Halter
			→	☐; 10/12→; V	24.6241-1703.7	220971	TRW Ø 41 + EMot / - Halter + FSB
			→	☐; 10/12→; V	24.6241-1704.7	220972	TRW Ø 41 + EMot / - Halter + FSB
D4 AWD	120	05/12→	←	☐; 12/12→; für Bremsscheibendurchmesser [mm]: 300	11.9601-9711.2	220873	ATE Ø 60 - Halter
			←	☐; 12/12→; für Bremsscheibendurchmesser [mm]: 300	11.9601-9712.2	220874	ATE Ø 60 - Halter
			←	☐; 12/12→; für Bremsscheibendurchmesser [mm]: 336	11.9606-9945.2	220727	ATE Ø 60 - Halter
			←	☐; 12/12→; für Bremsscheibendurchmesser [mm]: 336	11.9606-9946.2	220728	ATE Ø 60 - Halter
			←	☐; 12/12→; für Bremsscheibendurchmesser [mm]: 316	11.9606-9949.2	220879	ATE Ø 60 - Halter
			←	☐; 12/12→; für Bremsscheibendurchmesser [mm]: 316	11.9606-9950.2	220880	ATE Ø 60 - Halter
			→	☐; 12/12→; V	24.6241-1703.7	220971	TRW Ø 41 + EMot / - Halter + FSB
			→	☐; 12/12→; V	24.6241-1704.7	220972	TRW Ø 41 + EMot / - Halter + FSB
T5	157	10/13→	←	☐; 04/14→; für Bremsscheibendurchmesser [mm]: 300	11.9601-9711.2	220873	ATE Ø 60 - Halter
			←	☐; 04/14→; für Bremsscheibendurchmesser [mm]: 300	11.9601-9712.2	220874	ATE Ø 60 - Halter
			←	☐; 04/14→; für Bremsscheibendurchmesser [mm]: 336	11.9606-9945.2	220727	ATE Ø 60 - Halter
			←	☐; 04/14→; für Bremsscheibendurchmesser [mm]: 336	11.9606-9946.2	220728	ATE Ø 60 - Halter
			←	☐; 04/14→; für Bremsscheibendurchmesser [mm]: 316	11.9606-9949.2	220879	ATE Ø 60 - Halter
			←	☐; 04/14→; für Bremsscheibendurchmesser [mm]: 316	11.9606-9950.2	220880	ATE Ø 60 - Halter
			→	☐; 04/14→; V	24.6241-1703.7	220971	TRW Ø 41 + EMot / - Halter + FSB
			→	☐; 04/14→; V	24.6241-1704.7	220972	TRW Ø 41 + EMot / - Halter + FSB
<b>Halter, Bremssattel</b>							
1.5 T2	90	10/15→	←	01/16→; für Bremsscheibendurchmesser [mm]: 300	11.0230-0934.1	260128	ATE
1.6 DRIVe	84	02/11→12/15	←	06/11→; für Bremsscheibendurchmesser [mm]: 300	11.0230-0934.1	260128	ATE
2.4 D5	158	04/11→12/15					
2.4 D5 AWD	158	04/11→12/15					
2.0 D2	88	03/15→	←	für Bremsscheibendurchmesser [mm]: 300	11.0230-0934.1	260128	ATE
2.0 D3	110	03/15→					
2.0 D4	140	03/15→					
2.4 D5 Hybrid AWD	120	03/15→					
D4	133	10/13→12/15					
D4 AWD	133	10/13→12/15					
D4 AWD	140	03/15→					
D5	165	03/15→					
D5	169	04/14→12/15					
D5 AWD	169	04/14→12/15					
D6 Hybrid AWD	162	03/15→					
T3	112	03/15→					
T4F	132	04/11→12/15					
T5	176	08/12→					
T5	180	10/13→					
T6	225	10/13→					
T6 AWD	225	10/13→					
↓							









	kW			 	! #		
<b>VOLVO - V60 (155, 157) 07/10→</b>							
<b>Halter, Bremsattel</b>							
T6 AWD	242	04/14→12/15	←	für Bremsscheibendurchmesser [mm]: 300		11.0230-0934.1 260128	ATE
2.0 T D3 / D4 D5 D5 AWD T3 T4 T5 T6 AWD	149 120 151 151 110 132 177 224	07/10→12/12 07/10→12/14 07/10→12/11 07/10→12/11 09/10→12/15 09/10→12/15 09/10→12/14 07/10→12/15	←	11/10→; für Bremsscheibendurchmesser [mm]: 300		11.0230-0934.1 260128	ATE
2.0 T4	140	03/15→	←	05/15→; für Bremsscheibendurchmesser [mm]: 300		11.0230-0934.1 260128	ATE
2.4 Hybrid D6 AWD	158	06/12→12/15	←	11/12→; für Bremsscheibendurchmesser [mm]: 300		11.0230-0934.1 260128	ATE
D3	100	05/12→12/15	←	10/12→; für Bremsscheibendurchmesser [mm]: 300		11.0230-0934.1 260128	ATE
D4 AWD	120	05/12→	←	12/12→; für Bremsscheibendurchmesser [mm]: 300		11.0230-0934.1 260128	ATE
T5	157	10/13→	←	04/14→; für Bremsscheibendurchmesser [mm]: 300		11.0230-0934.1 260128	ATE
<b>Feder, Bremsattel</b>							
1.5 T2	90	10/15→		01/16→; für Bremsscheibendurchmesser [mm]: 300	2	11.8116-0206.1 390593	ATE
				01/16→; für Bremsscheibendurchmesser [mm]: 316	2	11.8116-0388.2 390588	ATE
				01/16→; für Bremsscheibendurchmesser [mm]: 336	2	11.8116-0388.2 390588	ATE
1.6 DRiVe 2.4 D5 2.4 D5 AWD	84 158 158	02/11→12/15 04/11→12/15 04/11→12/15		06/11→; für Bremsscheibendurchmesser [mm]: 300	2	11.8116-0206.1 390593	ATE
				06/11→; für Bremsscheibendurchmesser [mm]: 316	2	11.8116-0388.2 390588	ATE
				06/11→; für Bremsscheibendurchmesser [mm]: 336	2	11.8116-0388.2 390588	ATE
2.0 D2 2.0 D3 2.0 D4 2.4 D5 Hybrid AWD D4 D4 AWD D4 AWD D5 D5 D5 AWD D6 Hybrid AWD T3 T4F T5 T5 T6 T6 AWD T6 AWD	88 110 140 120 133 133 140 165 169 169 162 112 132 176 180 225 225 242	03/15→ 03/15→ 03/15→ 03/15→ 10/13→12/15 10/13→12/15 03/15→ 03/15→ 04/14→12/15 04/14→12/15 03/15→ 03/15→ 03/15→ 04/11→12/15 08/12→ 10/13→ 10/13→ 10/13→ 04/14→12/15		für Bremsscheibendurchmesser [mm]: 300	2	11.8116-0206.1 390593	ATE
				für Bremsscheibendurchmesser [mm]: 336	2	11.8116-0388.2 390588	ATE
				für Bremsscheibendurchmesser [mm]: 316	2	11.8116-0388.2 390588	ATE
2.0 T D3 / D4 D5 D5 AWD T3 T4 T5 T6 AWD	149 120 151 151 110 132 177 224	07/10→12/12 07/10→12/14 07/10→12/11 07/10→12/11 09/10→12/15 09/10→12/15 09/10→12/14 07/10→12/15		11/10→; für Bremsscheibendurchmesser [mm]: 300	2	11.8116-0206.1 390593	ATE
				11/10→; für Bremsscheibendurchmesser [mm]: 316	2	11.8116-0388.2 390588	ATE
				11/10→; für Bremsscheibendurchmesser [mm]: 336	2	11.8116-0388.2 390588	ATE
2.0 T4	140	03/15→		05/15→; für Bremsscheibendurchmesser [mm]: 300	2	11.8116-0206.1 390593	ATE
				05/15→; für Bremsscheibendurchmesser [mm]: 336	2	11.8116-0388.2 390588	ATE
↓							



	kW			 	! #		
<b>VOLVO - V60 (155, 157) 07/10→</b>							
<b>Feder, Bremssattel</b>							
2.0 T4	140	03/15→		05/15→; für Bremsscheibendurchmesser [mm]: 316	2	11.8116-0388.2 390588	ATE
2.4 Hybrid D6 AWD	158	06/12→12/15		11/12→; für Bremsscheibendurchmesser [mm]: 300	2	11.8116-0206.1 390593	ATE
				11/12→; für Bremsscheibendurchmesser [mm]: 336	2	11.8116-0388.2 390588	ATE
				11/12→; für Bremsscheibendurchmesser [mm]: 316	2	11.8116-0388.2 390588	ATE
D3	100	05/12→12/15		10/12→; für Bremsscheibendurchmesser [mm]: 300	2	11.8116-0206.1 390593	ATE
				10/12→; für Bremsscheibendurchmesser [mm]: 316	2	11.8116-0388.2 390588	ATE
				10/12→; für Bremsscheibendurchmesser [mm]: 336	2	11.8116-0388.2 390588	ATE
D4 AWD	120	05/12→		12/12→; für Bremsscheibendurchmesser [mm]: 300	2	11.8116-0206.1 390593	ATE
				12/12→; für Bremsscheibendurchmesser [mm]: 336	2	11.8116-0388.2 390588	ATE
				12/12→; für Bremsscheibendurchmesser [mm]: 316	2	11.8116-0388.2 390588	ATE
T5	157	10/13→		04/14→; für Bremsscheibendurchmesser [mm]: 300	2	11.8116-0206.1 390593	ATE
				04/14→; für Bremsscheibendurchmesser [mm]: 336	2	11.8116-0388.2 390588	ATE
				04/14→; für Bremsscheibendurchmesser [mm]: 316	2	11.8116-0388.2 390588	ATE
<b>Führungshülzensatz, Bremssattel</b>							
1.5 T2	90	10/15→	←	01/16→; für Bremsscheibendurchmesser [mm]: 300		11.0101-5407.2 260011	ATE
			←	01/16→; für Bremsscheibendurchmesser [mm]: 316		11.0101-5704.2 260095	ATE
			←	01/16→; für Bremsscheibendurchmesser [mm]: 336		11.0101-5704.2 260095	ATE
1.6 DRiVe 2.4 D5 2.4 D5 AWD	84	02/11→12/15	←	06/11→; für Bremsscheibendurchmesser [mm]: 300		11.0101-5407.2 260011	ATE
	158	04/11→12/15					
	158	04/11→12/15	←	06/11→; für Bremsscheibendurchmesser [mm]: 316		11.0101-5704.2 260095	ATE
			←	06/11→; für Bremsscheibendurchmesser [mm]: 336		11.0101-5704.2 260095	ATE
2.0 D2 2.0 D3 2.0 D4 2.4 D5 Hybrid AWD D4 D4 AWD D4 AWD D5 D5 D5 AWD D6 Hybrid AWD T3 T4F T5 T5 T6 T6 AWD T6 AWD	88	03/15→	←	für Bremsscheibendurchmesser [mm]: 300		11.0101-5407.2 260011	ATE
	110	03/15→					
	140	03/15→	←	für Bremsscheibendurchmesser [mm]: 316		11.0101-5704.2 260095	ATE
	120	03/15→					
	133	10/13→12/15	←	für Bremsscheibendurchmesser [mm]: 336		11.0101-5704.2 260095	ATE
	133	10/13→12/15					
	140	03/15→					
	165	03/15→					
	169	04/14→12/15					
	169	04/14→12/15					
	162	03/15→					
	112	03/15→					
	132	04/11→12/15					
	176	08/12→					
	180	10/13→					
225	10/13→						
225	10/13→						
242	04/14→12/15						
↓							

	kw			 	! #		
<b>VOLVO - V60 (155, 157) 07/10→</b>							
<b>Führungshülzensatz, Bremsattel</b>							
2.0 T	149	07/10→12/12	←	11/10→; für Bremsscheibendurchmesser [mm]: 300	11.0101-5407.2	260011	ATE
D3 / D4	120	07/10→12/14					
D5	151	07/10→12/11					
D5 AWD	151	07/10→12/11	←	11/10→; für Bremsscheibendurchmesser [mm]: 336	11.0101-5704.2	260095	ATE
T3	110	09/10→12/15					
T4	132	09/10→12/15					
T5	177	09/10→12/14	←	11/10→; für Bremsscheibendurchmesser [mm]: 316	11.0101-5704.2	260095	ATE
T6 AWD	224	07/10→12/15					
2.0 T4	140	03/15→	←	05/15→; für Bremsscheibendurchmesser [mm]: 300	11.0101-5407.2	260011	ATE
			←	05/15→; für Bremsscheibendurchmesser [mm]: 336	11.0101-5704.2	260095	ATE
			←	05/15→; für Bremsscheibendurchmesser [mm]: 316	11.0101-5704.2	260095	ATE
2.4 Hybrid D6 AWD	158	06/12→12/15	←	11/12→; für Bremsscheibendurchmesser [mm]: 300	11.0101-5407.2	260011	ATE
			←	11/12→; für Bremsscheibendurchmesser [mm]: 316	11.0101-5704.2	260095	ATE
			←	11/12→; für Bremsscheibendurchmesser [mm]: 336	11.0101-5704.2	260095	ATE
D3	100	05/12→12/15	←	10/12→; für Bremsscheibendurchmesser [mm]: 300	11.0101-5407.2	260011	ATE
			←	10/12→; für Bremsscheibendurchmesser [mm]: 316	11.0101-5704.2	260095	ATE
			←	10/12→; für Bremsscheibendurchmesser [mm]: 336	11.0101-5704.2	260095	ATE
D4 AWD	120	05/12→	←	12/12→; für Bremsscheibendurchmesser [mm]: 300	11.0101-5407.2	260011	ATE
			←	12/12→; für Bremsscheibendurchmesser [mm]: 316	11.0101-5704.2	260095	ATE
			←	12/12→; für Bremsscheibendurchmesser [mm]: 336	11.0101-5704.2	260095	ATE
T5	157	10/13→	←	04/14→; für Bremsscheibendurchmesser [mm]: 300	11.0101-5407.2	260011	ATE
			←	04/14→; für Bremsscheibendurchmesser [mm]: 316	11.0101-5704.2	260095	ATE
			←	04/14→; für Bremsscheibendurchmesser [mm]: 336	11.0101-5704.2	260095	ATE
<b>Führungsbolzen, Bremsattel</b>							
1.5 T2	90	10/15→		01/16→; für Bremsscheibendurchmesser [mm]: 336	11.8171-0008.1	990049	ATE
				01/16→; für Bremsscheibendurchmesser [mm]: 300	11.8171-0008.1	990049	ATE
1.6 DRIVe	84	02/11→12/15		06/11→; für Bremsscheibendurchmesser [mm]: 300	11.8171-0008.1	990049	ATE
2.4 D5	158	04/11→12/15					
2.4 D5 AWD	158	04/11→12/15		06/11→; für Bremsscheibendurchmesser [mm]: 336	11.8171-0008.1	990049	ATE
2.0 D2	88	03/15→		für Bremsscheibendurchmesser [mm]: 336	11.8171-0008.1	990049	ATE
2.0 D3	110	03/15→					
2.0 D4	140	03/15→					
2.4 D5 Hybrid AWD	120	03/15→		für Bremsscheibendurchmesser [mm]: 300	11.8171-0008.1	990049	ATE
D4	133	10/13→12/15					
D4 AWD	133	10/13→12/15					
D4 AWD	140	03/15→					
D5	165	03/15→					
D5	169	04/14→12/15					
D5 AWD	169	04/14→12/15					
D6 Hybrid AWD	162	03/15→					
↓							

	kW			 	! #		
<b>VOLVO - V60 (155, 157) 07/10→</b>							
<b>Führungsbolzen, Bremsattel</b>							
T3	112	03/15→		für Bremsscheibendurchmesser [mm]:		11.8171-0008.1	990049 ATE
T4F	132	04/11→12/15		336			
T5	176	08/12→		für Bremsscheibendurchmesser [mm]:		11.8171-0008.1	990049 ATE
T5	180	10/13→		300			
T6	225	10/13→					
T6 AWD	225	10/13→					
T6 AWD	242	04/14→12/15					
2.0 T	149	07/10→12/12		11/10→;		11.8171-0008.1	990049 ATE
D3 / D4	120	07/10→12/14		für Bremsscheibendurchmesser [mm]:			
D5	151	07/10→12/11		300			
D5 AWD	151	07/10→12/11		11/10→;		11.8171-0008.1	990049 ATE
T3	110	09/10→12/15		für Bremsscheibendurchmesser [mm]:			
T4	132	09/10→12/15		336			
T5	177	09/10→12/14					
T6 AWD	224	07/10→12/15					
2.0 T4	140	03/15→		05/15→;		11.8171-0008.1	990049 ATE
				für Bremsscheibendurchmesser [mm]:			
				336			
				05/15→;		11.8171-0008.1	990049 ATE
				für Bremsscheibendurchmesser [mm]:			
				300			
2.4 Hybrid D6 AWD	158	06/12→12/15		11/12→;		11.8171-0008.1	990049 ATE
				für Bremsscheibendurchmesser [mm]:			
				300			
				11/12→;		11.8171-0008.1	990049 ATE
				für Bremsscheibendurchmesser [mm]:			
				336			
D3	100	05/12→12/15		10/12→;		11.8171-0008.1	990049 ATE
				für Bremsscheibendurchmesser [mm]:			
				336			
				10/12→;		11.8171-0008.1	990049 ATE
				für Bremsscheibendurchmesser [mm]:			
				300			
D4 AWD	120	05/12→		12/12→;		11.8171-0008.1	990049 ATE
				für Bremsscheibendurchmesser [mm]:			
				336			
				12/12→;		11.8171-0008.1	990049 ATE
				für Bremsscheibendurchmesser [mm]:			
				300			
T5	157	10/13→		04/14→;		11.8171-0008.1	990049 ATE
				für Bremsscheibendurchmesser [mm]:			
				300			
				04/14→;		11.8171-0008.1	990049 ATE
				für Bremsscheibendurchmesser [mm]:			
				336			
<b>Dichtungssatz, Bremsattel</b>							
1.5 T2	90	10/15→	←	01/16→;		11.0441-6008.2	250038 ATE für Kolben-Ø [mm]: 60
				für Bremsscheibendurchmesser [mm]:			
				316			
			←	01/16→;		11.0441-6008.2	250038 ATE für Kolben-Ø [mm]: 60
				für Bremsscheibendurchmesser [mm]:			
				300			
			←	01/16→;		11.0441-6008.2	250038 ATE für Kolben-Ø [mm]: 60
				für Bremsscheibendurchmesser [mm]:			
				336			
1.6 DRiVe	84	02/11→12/15	←	06/11→;		11.0441-6008.2	250038 ATE für Kolben-Ø [mm]: 60
2.4 D5	158	04/11→12/15		für Bremsscheibendurchmesser [mm]:			
2.4 D5 AWD	158	04/11→12/15		300			
			←	06/11→;		11.0441-6008.2	250038 ATE für Kolben-Ø [mm]: 60
				für Bremsscheibendurchmesser [mm]:			
				316			
			←	06/11→;		11.0441-6008.2	250038 ATE für Kolben-Ø [mm]: 60
				für Bremsscheibendurchmesser [mm]:			
				336			
2.0 D2	88	03/15→	←	für Bremsscheibendurchmesser [mm]:		11.0441-6008.2	250038 ATE für Kolben-Ø [mm]: 60
2.0 D3	110	03/15→		316			
2.0 D4	140	03/15→	←	für Bremsscheibendurchmesser [mm]:		11.0441-6008.2	250038 ATE für Kolben-Ø [mm]: 60
2.4 D5 Hybrid AWD	120	03/15→		300			
D4	133	10/13→12/15	←	für Bremsscheibendurchmesser [mm]:		11.0441-6008.2	250038 ATE für Kolben-Ø [mm]: 60
D4 AWD	133	10/13→12/15		336			
D4 AWD	140	03/15→					
D5	165	03/15→					
D5	169	04/14→12/15					
D5 AWD	169	04/14→12/15					
D6 Hybrid AWD	162	03/15→					
T3	112	03/15→					
T4F	132	04/11→12/15					
T5	176	08/12→					
T5	180	10/13→					
↓							

	kW			 	! #			
<b>VOLVO - V60 (155, 157) 07/10→</b>								
<b>Dichtungssatz, Bremssattel</b>								
T6 T6 AWD T6 AWD	225 225 242	10/13→ 10/13→ 04/14→12/15	← ← ←	für Bremsscheibendurchmesser [mm]: 316 für Bremsscheibendurchmesser [mm]: 300 für Bremsscheibendurchmesser [mm]: 336	11.0441-6008.2 11.0441-6008.2 11.0441-6008.2	250038 250038 250038	ATE für Kolben-Ø [mm]: 60 ATE für Kolben-Ø [mm]: 60 ATE für Kolben-Ø [mm]: 60	
2.0 T D3 / D4 D5 D5 AWD T3 T4 T5 T6 AWD	149 120 151 151 110 132 177 224	07/10→12/12 07/10→12/14 07/10→12/11 07/10→12/11 09/10→12/15 09/10→12/15 09/10→12/14 07/10→12/15	← ← ← ← ←	11/10→; für Bremsscheibendurchmesser [mm]: 300 11/10→; für Bremsscheibendurchmesser [mm]: 336 11/10→; für Bremsscheibendurchmesser [mm]: 316	11.0441-6008.2 11.0441-6008.2 11.0441-6008.2 11.0441-6008.2	250038 250038 250038 250038	ATE für Kolben-Ø [mm]: 60 ATE für Kolben-Ø [mm]: 60 ATE für Kolben-Ø [mm]: 60 ATE für Kolben-Ø [mm]: 60	
2.0 T4	140	03/15→	← ← ←	05/15→; für Bremsscheibendurchmesser [mm]: 336 05/15→; für Bremsscheibendurchmesser [mm]: 316 05/15→; für Bremsscheibendurchmesser [mm]: 300	11.0441-6008.2 11.0441-6008.2 11.0441-6008.2	250038 250038 250038	ATE für Kolben-Ø [mm]: 60 ATE für Kolben-Ø [mm]: 60 ATE für Kolben-Ø [mm]: 60	
2.4 Hybrid D6 AWD	158	06/12→12/15	← ← ←	11/12→; für Bremsscheibendurchmesser [mm]: 300 11/12→; für Bremsscheibendurchmesser [mm]: 316 11/12→; für Bremsscheibendurchmesser [mm]: 336	11.0441-6008.2 11.0441-6008.2 11.0441-6008.2	250038 250038 250038	ATE für Kolben-Ø [mm]: 60 ATE für Kolben-Ø [mm]: 60 ATE für Kolben-Ø [mm]: 60	
D3	100	05/12→12/15	← ← ←	10/12→; für Bremsscheibendurchmesser [mm]: 300 10/12→; für Bremsscheibendurchmesser [mm]: 316 10/12→; für Bremsscheibendurchmesser [mm]: 336	11.0441-6008.2 11.0441-6008.2 11.0441-6008.2	250038 250038 250038	ATE für Kolben-Ø [mm]: 60 ATE für Kolben-Ø [mm]: 60 ATE für Kolben-Ø [mm]: 60	
D4 AWD	120	05/12→	← ← ←	12/12→; für Bremsscheibendurchmesser [mm]: 300 12/12→; für Bremsscheibendurchmesser [mm]: 316 12/12→; für Bremsscheibendurchmesser [mm]: 336	11.0441-6008.2 11.0441-6008.2 11.0441-6008.2	250038 250038 250038	ATE für Kolben-Ø [mm]: 60 ATE für Kolben-Ø [mm]: 60 ATE für Kolben-Ø [mm]: 60	
T5	157	10/13→	← ← ←	04/14→; für Bremsscheibendurchmesser [mm]: 316 04/14→; für Bremsscheibendurchmesser [mm]: 336 04/14→; für Bremsscheibendurchmesser [mm]: 300	11.0441-6008.2 11.0441-6008.2 11.0441-6008.2	250038 250038 250038	ATE für Kolben-Ø [mm]: 60 ATE für Kolben-Ø [mm]: 60 ATE für Kolben-Ø [mm]: 60	
<b> Bremsschlauch</b>								
1.5 T2	90	10/15→	← ← → →	01/16→; passend für Felgengröße [Zoll]: 17 01/16→; passend für Felgengröße [Zoll]: 16 □; 01/16→ □; 01/16→	2 2 24.5133-0310.3 24.5133-0311.3	331203 331199 331197 331198	L= 375 L= 390 L= 330 L= 310	
1.6 DRIVe 2.4 D5 2.4 D5 AWD	84 158 158	02/11→12/15 04/11→12/15 04/11→12/15	← ← → →	06/11→; passend für Felgengröße [Zoll]: 17 06/11→; passend für Felgengröße [Zoll]: 16 □; 06/11→ □; 06/11→	2 2 24.5133-0310.3 24.5133-0311.3	331203 331199 331197 331198	L= 375 L= 390 L= 330 L= 310	
2.0 D2 ↓	88	03/15→	←	passend für Felgengröße [Zoll]: 17	2	24.5162-0375.3	331203	L= 375

**VOLVO - V60 (155, 157) 07/10→**








**Bremsschlauch**

2.0 D3	110	03/15→	←	passend für Felgenreöße [Zoll]: 16	2	24.5162-0390.3	331199	L= 390
2.0 D4	140	03/15→	→			24.5133-0310.3	331197	L= 330
2.4 D5 Hybrid AWD	120	03/15→	→			24.5133-0311.3	331198	L= 310
D4	133	10/13→12/15	→					
D4 AWD	133	10/13→12/15	→					
D4 AWD	140	03/15→	→					
D5	165	03/15→	→					
D5	169	04/14→12/15	→					
D5 AWD	169	04/14→12/15	→					
D6 Hybrid AWD	162	03/15→	→					
T3	112	03/15→	→					
T4F	132	04/11→12/15	→					
T5	176	08/12→	→					
T5	180	10/13→	→					
T6	225	10/13→	→					
T6 AWD	225	10/13→	→					
2.0 T	149	07/10→12/12	←	11/10→; passend für Felgenreöße [Zoll]: 17	2	24.5162-0375.3	331203	L= 375
D3 / D4	120	07/10→12/14	←					
D5	151	07/10→12/11	←	11/10→; passend für Felgenreöße [Zoll]: 16	2	24.5162-0390.3	331199	L= 390
D5 AWD	151	07/10→12/11	←					
T3	110	09/10→12/15	→			24.5133-0310.3	331197	L= 330
T4	132	09/10→12/15	→			24.5133-0311.3	331198	L= 310
T5	177	09/10→12/14	→					
T6 AWD	224	07/10→12/15	→					
2.0 T4	140	03/15→	←	05/15→; passend für Felgenreöße [Zoll]: 17	2	24.5162-0375.3	331203	L= 375
			←	05/15→; passend für Felgenreöße [Zoll]: 16	2	24.5162-0390.3	331199	L= 390
			→			24.5133-0310.3	331197	L= 330
			→			24.5133-0311.3	331198	L= 310
2.4 Hybrid D6 AWD	158	06/12→12/15	←	11/12→; passend für Felgenreöße [Zoll]: 17	2	24.5162-0375.3	331203	L= 375
			←	11/12→; passend für Felgenreöße [Zoll]: 16	2	24.5162-0390.3	331199	L= 390
			→			24.5133-0310.3	331197	L= 330
			→			24.5133-0311.3	331198	L= 310
3.0 T AWD	258	04/14→	→			24.5133-0310.3	331197	L= 330
			→			24.5133-0311.3	331198	L= 310
D3	100	05/12→12/15	←	10/12→; passend für Felgenreöße [Zoll]: 17	2	24.5162-0375.3	331203	L= 375
			←	10/12→; passend für Felgenreöße [Zoll]: 16	2	24.5162-0390.3	331199	L= 390
			→			24.5133-0310.3	331197	L= 330
			→			24.5133-0311.3	331198	L= 310
D4 AWD	120	05/12→	←	12/12→; passend für Felgenreöße [Zoll]: 17	2	24.5162-0375.3	331203	L= 375
			←	12/12→; passend für Felgenreöße [Zoll]: 16	2	24.5162-0390.3	331199	L= 390
			→			24.5133-0310.3	331197	L= 330
			→			24.5133-0311.3	331198	L= 310
T5	157	10/13→	←	04/14→; passend für Felgenreöße [Zoll]: 17	2	24.5162-0375.3	331203	L= 375
			←	04/14→; passend für Felgenreöße [Zoll]: 16	2	24.5162-0390.3	331199	L= 390
			→			24.5133-0310.3	331197	L= 330
			→			24.5133-0311.3	331198	L= 310
T6 AWD	242	04/14→12/15	→			24.5133-0310.3	331197	L= 330
			→			24.5133-0311.3	331198	L= 310








**VOLVO - V70 I (875, 876) 12/95→12/00**








**Bremssattel**










2.0	93	12/95→03/00	←	☐; 01/97→	24.3571-9971.5	240617	ATE Ø 57 - Halter
2.0	105	12/95→03/00	←				
2.0	132	11/96→03/00	←	☐; 01/97→	24.3571-9972.5	240618	ATE Ø 57 - Halter
2.0 Turbo	155	12/95→03/00	→	☐; 01/97→	24.9238-0097.5	230037	ATE Ø 38
2.3 Turbo	184	12/95→03/00	→				
2.4	106	12/95→03/00	→	☐; 01/97→	24.9238-0098.5	230038	ATE Ø 38
2.5 TDi AWD	103	11/96→02/00	→				
2.0	120	01/97→12/00	←	☐; → 03/00	24.3571-9971.5	240617	ATE Ø 57 - Halter
2.4 Bifuel	103	08/99→12/00	←	☐; → 03/00	24.3571-9972.5	240618	ATE Ø 57 - Halter
↓							









	kW			 	! #		
<b>VOLVO - V70 I (875, 876) 12/95→12/00</b>							
<b>Bremssattel</b>							
2.0 2.4 Bifuel	120 103	01/97→12/00 08/99→12/00	→ →	☐; → 03/00 ☐; → 03/00		24.9238-0097.5 230037 24.9238-0098.5 230038	ATE Ø 38 ATE Ø 38
2.0 Turbo 2.3 2.3 T-5 2.4 2.4 Turbo 2.5 TDI	166 177 176 125 142 103	11/96→12/00 11/96→11/00 11/96→12/00 12/95→05/00 04/96→12/00 12/95→12/00	← ← ← → → →	☐; 01/97→ 03/00 ☐; 01/97→ 03/00 ☐; 01/97→ 03/00 ☐; 01/97→ 03/00 ☐; 01/97→ 03/00 ☐; 01/97→ 03/00		24.3571-9971.5 240617 24.3571-9972.5 240618 24.9238-0097.5 230037 24.9238-0098.5 230038	ATE Ø 57 - Halter ATE Ø 57 - Halter ATE Ø 38 ATE Ø 38
2.0 Turbo AWD 2.4 Turbo AWD	166 142	11/96→12/00 04/96→12/00	← ←	☐; 01/97→ 03/00 ☐; 01/97→ 03/00		24.3571-9971.5 240617 24.3571-9972.5 240618	ATE Ø 57 - Halter ATE Ø 57 - Halter
2.3 AWD 2.4	177 121	04/97→09/98 06/98→12/99	← ← → →	☐ ☐ ☐ ☐		24.3571-9971.5 240617 24.3571-9972.5 240618 24.9238-0097.5 230037 24.9238-0098.5 230038	ATE Ø 57 - Halter ATE Ø 57 - Halter ATE Ø 38 ATE Ø 38
2.3 T-5 AWD 2.4 Turbo AWD	176 195	01/97→12/00 03/99→12/00	← ←	☐; → 03/00 ☐; → 03/00		24.3571-9971.5 240617 24.3571-9972.5 240618	ATE Ø 57 - Halter ATE Ø 57 - Halter
2.3 T AWD	184	04/97→03/00	← ←	☐ ☐		24.3571-9971.5 240617 24.3571-9972.5 240618	ATE Ø 57 - Halter ATE Ø 57 - Halter
2.4	103	03/99→12/00	← ← → →	☐; 08/99→ 03/00 ☐; 08/99→ 03/00 ☐; → 03/00 ☐; → 03/00		24.3571-9971.5 240617 24.3571-9972.5 240618 24.9238-0097.5 230037 24.9238-0098.5 230038	ATE Ø 57 - Halter ATE Ø 57 - Halter ATE Ø 38 ATE Ø 38
2.4 AWD	121	06/98→12/99	← ← → →	☐; 10/98→ 05/99 ☐; 10/98→ 05/99 ☐; 10/98→ 05/99 ☐; 10/98→ 05/99		24.3571-9971.5 240617 24.3571-9972.5 240618 24.9238-0097.5 230037 24.9238-0098.5 230038	ATE Ø 57 - Halter ATE Ø 57 - Halter ATE Ø 38 ATE Ø 38
2.4 Bifuel	106	05/98→12/99	← ← → →	☐; 10/98→ 08/99 ☐; 10/98→ 08/99 ☐; 10/98→ 08/99 ☐; 10/98→ 08/99		24.3571-9971.5 240617 24.3571-9972.5 240618 24.9238-0097.5 230037 24.9238-0098.5 230038	ATE Ø 57 - Halter ATE Ø 57 - Halter ATE Ø 38 ATE Ø 38
<b>Feder, Bremssattel</b>							
2.0 2.0 2.0 2.0 Turbo 2.3 Turbo 2.4 2.5 TDi AWD	93 105 132 155 184 106 103	12/95→03/00 12/95→03/00 11/96→03/00 12/95→03/00 12/95→03/00 12/95→03/00 11/96→02/00	← ← ← ← ← ← ←	01/97→ 01/97→ 01/97→ 01/97→ 01/97→ 01/97→ 01/97→	2	11.8116-0073.1 390498	ATE
2.0 2.3 T-5 AWD 2.4 Bifuel 2.4 Turbo AWD	120 176 103 195	01/97→12/00 01/97→12/00 08/99→12/00 03/99→12/00	← ← ← ←	→ 03/00 → 03/00 → 03/00 → 03/00	2	11.8116-0073.1 390498	ATE
2.0 Turbo 2.0 Turbo AWD 2.3 2.3 T-5 2.4 2.4 Turbo 2.4 Turbo AWD 2.5 TDI	166 166 177 176 125 142 142 103	11/96→12/00 11/96→12/00 11/96→11/00 11/96→12/00 12/95→05/00 04/96→12/00 04/96→12/00 12/95→12/00	← ← ← ← ← ← ← ←	01/97→ 03/00 01/97→ 03/00 01/97→ 03/00 01/97→ 03/00 01/97→ 03/00 01/97→ 03/00 01/97→ 03/00 01/97→ 03/00	2	11.8116-0073.1 390498	ATE
2.3 AWD 2.3 T AWD 2.4	177 184 121	04/97→09/98 04/97→03/00 06/98→12/99	← ← ←	   	2	11.8116-0073.1 390498	ATE
2.4	103	03/99→12/00	←	08/99→ 03/00	2	11.8116-0073.1 390498	ATE
2.4 AWD	121	06/98→12/99	←	10/98→ 05/99	2	11.8116-0073.1 390498	ATE
2.4 Bifuel	106	05/98→12/99	←	10/98→ 08/99	2	11.8116-0073.1 390498	ATE
<b>Führungshülzensatz, Bremssattel</b>							
2.0 2.0 2.0 2.0 Turbo 2.3 Turbo 2.4 2.5 TDi AWD	93 105 132 155 184 106 103	12/95→03/00 12/95→03/00 11/96→03/00 12/95→03/00 12/95→03/00 12/95→03/00 11/96→02/00	← ← ← ← ← ← ←	01/97→ 01/97→ 01/97→ 01/97→ 01/97→ 01/97→ 01/97→		11.0101-5407.2 260011	ATE
↓							
















































	kw			 	! #		
<b>VOLVO - V70 I (875, 876) 12/95→12/00</b>							
<b>Führungshülzensatz, Bremssattel</b>							
2.0	120	01/97→12/00	←	→ 03/00		11.0101-5407.2 260011	ATE
2.3 T-5 AWD	176	01/97→12/00					
2.4 Bifuel	103	08/99→12/00					
2.4 Turbo AWD	195	03/99→12/00					
2.0 Turbo	166	11/96→12/00	←	01/97→ 03/00		11.0101-5407.2 260011	ATE
2.0 Turbo AWD	166	11/96→12/00					
2.3	177	11/96→11/00					
2.3 T-5	176	11/96→12/00					
2.4	125	12/95→05/00					
2.4 Turbo	142	04/96→12/00					
2.4 Turbo AWD	142	04/96→12/00					
2.5 TDI	103	12/95→12/00					
2.3 AWD	177	04/97→09/98	←			11.0101-5407.2 260011	ATE
2.3 T AWD	184	04/97→03/00					
2.4	121	06/98→12/99					
2.4	103	03/99→12/00	←	08/99→ 03/00		11.0101-5407.2 260011	ATE
2.4 AWD	121	06/98→12/99	←	10/98→ 05/99		11.0101-5407.2 260011	ATE
2.4 Bifuel	106	05/98→12/99	←	10/98→ 08/99		11.0101-5407.2 260011	ATE
<b>Führungsbolzen, Bremssattel</b>							
2.0	93	12/95→03/00	←	01/97→		11.8171-0008.1 990049	ATE
2.0	105	12/95→03/00					
2.0	132	11/96→03/00					
2.0 Turbo	155	12/95→03/00					
2.3 Turbo	184	12/95→03/00					
2.4	106	12/95→03/00					
2.5 TDi AWD	103	11/96→02/00					
2.0	120	01/97→12/00	←	→ 03/00		11.8171-0008.1 990049	ATE
2.3 T-5 AWD	176	01/97→12/00					
2.4 Bifuel	103	08/99→12/00					
2.4 Turbo AWD	195	03/99→12/00					
2.0 Turbo	166	11/96→12/00	←	01/97→ 03/00		11.8171-0008.1 990049	ATE
2.0 Turbo AWD	166	11/96→12/00					
2.3	177	11/96→11/00					
2.3 T-5	176	11/96→12/00					
2.4	125	12/95→05/00					
2.4 Turbo	142	04/96→12/00					
2.4 Turbo AWD	142	04/96→12/00					
2.5 TDI	103	12/95→12/00					
2.3 AWD	177	04/97→09/98	←			11.8171-0008.1 990049	ATE
2.3 T AWD	184	04/97→03/00					
2.4	121	06/98→12/99					
2.4	103	03/99→12/00	←	08/99→ 03/00		11.8171-0008.1 990049	ATE
2.4 AWD	121	06/98→12/99	←	10/98→ 05/99		11.8171-0008.1 990049	ATE
2.4 Bifuel	106	05/98→12/99	←	10/98→ 08/99		11.8171-0008.1 990049	ATE
<b>Dichtungssatz, Bremssattel</b>							
2.0	93	12/95→03/00	←	01/97→		11.0441-5702.2 250033	ATE
2.0	105	12/95→03/00					
2.0	132	11/96→03/00	→	01/97→		13.0441-3819.2 250072	ATE
2.0 Turbo	155	12/95→03/00					
2.3 Turbo	184	12/95→03/00					
2.4	106	12/95→03/00					
2.5 TDi AWD	103	11/96→02/00					
2.0	120	01/97→12/00	←	→ 03/00		11.0441-5702.2 250033	ATE
2.4 Bifuel	103	08/99→12/00	→	→ 03/00		13.0441-3819.2 250072	ATE
2.0 Turbo	166	11/96→12/00	←	01/97→ 03/00		11.0441-5702.2 250033	ATE
2.3	177	11/96→11/00					
2.4	125	12/95→05/00	→	01/97→ 03/00		13.0441-3819.2 250072	ATE
2.4 Turbo	142	04/96→12/00					
2.5 TDI	103	12/95→12/00					
2.0 Turbo AWD	166	11/96→12/00	←	01/97→ 03/00		11.0441-5702.2 250033	ATE
2.4 Turbo AWD	142	04/96→12/00					
2.3 AWD	177	04/97→09/98	←			11.0441-5702.2 250033	ATE
2.4	121	06/98→12/99	→			13.0441-3819.2 250072	ATE
2.3 T-5	176	11/96→12/00	←	01/97→ 03/00		11.0441-5702.2 250033	ATE
			→	→ 03/00		13.0441-3819.2 250072	ATE
2.3 T-5 AWD	176	01/97→12/00	←	→ 03/00		11.0441-5702.2 250033	ATE
2.4 Turbo AWD	195	03/99→12/00					
2.3 T AWD	184	04/97→03/00	←			11.0441-5702.2 250033	ATE
2.4	103	03/99→12/00	←	08/99→ 03/00		11.0441-5702.2 250033	ATE
			→	→ 03/00		13.0441-3819.2 250072	ATE
↓							








	kw				! #		
<b>VOLVO - V70 I (875, 876) 12/95→12/00</b>							
<b>Dichtungssatz, Bremsattel</b>							
2.4 AWD	121	06/98→12/99	←	10/98→ 05/99		11.0441-5702.2 250033	ATE
			→	10/98→ 05/99		13.0441-3819.2 250072	ATE
2.4 Bifuel	106	05/98→12/99	←	10/98→ 08/99		11.0441-5702.2 250033	ATE
			→	10/98→ 08/99		13.0441-3819.2 250072	ATE
<b> Bremsschlauch</b>							
2.0	93	12/95→03/00		am Bremsattel; 01/97→	2	83.6113-0331.3 330982	L= 330
2.0	105	12/95→03/00	←	01/97→;	2	24.5170-0361.3 331310	L= 361
2.0	132	11/96→03/00		passend für Felgengröße [Zoll]: 16			
2.0 Turbo	155	12/95→03/00	←	01/97→;	2	83.6134-0335.3 330277	L= 335
2.3 Turbo	184	12/95→03/00		passend für Felgengröße [Zoll]: 15			
2.4	106	12/95→03/00	→	01/97→; → 566120	2	24.5201-0204.3 331400	L= 204
2.5 TDi AWD	103	11/96→02/00	→	566121→	2	83.6204-0180.3 330547	L= 180
2.0	120	01/97→12/00		am Bremsattel; → 03/00	2	83.6113-0331.3 330982	L= 330
			←	→ 03/00;	2	24.5170-0361.3 331310	L= 361
			←	passend für Felgengröße [Zoll]: 16			
			←	→ 03/00;	2	83.6134-0335.3 330277	L= 335
				passend für Felgengröße [Zoll]: 15			
			→	→ 566120	2	24.5201-0204.3 331400	L= 204
			→	→ 03/00; 566121→	2	83.6204-0180.3 330547	L= 180
2.0 Turbo	166	11/96→12/00		am Bremsattel; 01/97→ 03/00	2	83.6113-0331.3 330982	L= 330
2.3	177	11/96→11/00	←	01/97→ 03/00;	2	24.5170-0361.3 331310	L= 361
2.3 T-5	176	11/96→12/00		passend für Felgengröße [Zoll]: 16			
2.4	125	12/95→05/00	←	01/97→ 03/00;	2	83.6134-0335.3 330277	L= 335
2.4 Turbo	142	04/96→12/00		passend für Felgengröße [Zoll]: 15			
2.5 TDI	103	12/95→12/00	→	01/97→; → 566120	2	24.5201-0204.3 331400	L= 204
			→	→ 03/00; 566121→	2	83.6204-0180.3 330547	L= 180
2.0 Turbo AWD	166	11/96→12/00		am Bremsattel; 01/97→ 03/00	2	83.6113-0331.3 330982	L= 330
2.4 Turbo AWD	142	04/96→12/00	←	01/97→ 03/00;	2	24.5170-0361.3 331310	L= 361
			←	passend für Felgengröße [Zoll]: 16			
			←	01/97→ 03/00;	2	83.6134-0335.3 330277	L= 335
				passend für Felgengröße [Zoll]: 15			
			→	587044→; → 03/00	2	83.6134-0270.3 330779	L= 270
			→	01/97→; → 528556	2	83.6134-0270.3 330779	L= 270
			→	528557→ 587043	2	83.7769-0275.3 331207	L= 275
2.3 AWD	177	04/97→09/98		am Bremsattel	2	83.6113-0331.3 330982	L= 330
2.4	121	06/98→12/99	←	passend für Felgengröße [Zoll]: 16	2	24.5170-0361.3 331310	L= 361
			←	passend für Felgengröße [Zoll]: 15	2	83.6134-0335.3 330277	L= 335
			→	→ 566120	2	24.5201-0204.3 331400	L= 204
			→	566121→	2	83.6204-0180.3 330547	L= 180
2.3 AWD	195	12/98→02/00	→	→ 566120	2	24.5201-0204.3 331400	L= 204
2.3 T-5 AWD	176	01/97→12/00		am Bremsattel; → 03/00	2	83.6113-0331.3 330982	L= 330
			←	→ 03/00;	2	24.5170-0361.3 331310	L= 361
			←	passend für Felgengröße [Zoll]: 16			
			←	→ 03/00;	2	83.6134-0335.3 330277	L= 335
				passend für Felgengröße [Zoll]: 15			
			→	→ 528556	2	83.6134-0270.3 330779	L= 270
			→	587044→; → 03/00	2	83.6134-0270.3 330779	L= 270
			→	528557→ 587043	2	83.7769-0275.3 331207	L= 275
2.3 T AWD	184	04/97→03/00		am Bremsattel	2	83.6113-0331.3 330982	L= 330
			←	passend für Felgengröße [Zoll]: 16	2	24.5170-0361.3 331310	L= 361
			←	passend für Felgengröße [Zoll]: 15	2	83.6134-0335.3 330277	L= 335
			→	→ 528556	2	83.6134-0270.3 330779	L= 270
			→	587044→	2	83.6134-0270.3 330779	L= 270
			→	528557→ 587043	2	83.7769-0275.3 331207	L= 275
2.4	103	03/99→12/00		am Bremsattel; 08/99→ 03/00	2	83.6113-0331.3 330982	L= 330
			←	08/99→ 03/00;	2	24.5170-0361.3 331310	L= 361
			←	passend für Felgengröße [Zoll]: 16			
			←	08/99→ 03/00;	2	83.6134-0335.3 330277	L= 335
				passend für Felgengröße [Zoll]: 15			
			→	08/99→ 03/00	2	83.6204-0180.3 330547	L= 180
↓							

	kw			 	! #			
<b>VOLVO - V70 I (875, 876) 12/95→12/00</b>								
 <b>Bremsschlauch</b>								
2.4 AWD	121	06/98→12/99		am Bremssattel; 10/98→05/99	2	<b>83.6113-0331.3</b>	<b>330982</b>	L= 330
			←	10/98→05/99; passend für Felgengröße [Zoll]: 16	2	<b>24.5170-0361.3</b>	<b>331310</b>	L= 361
			←	10/98→05/99; passend für Felgengröße [Zoll]: 15	2	<b>83.6134-0335.3</b>	<b>330277</b>	L= 335
			→	10/98→; → 566120	2	<b>24.5201-0204.3</b>	<b>331400</b>	L= 204
			→	566121→; → 05/99	2	<b>83.6204-0180.3</b>	<b>330547</b>	L= 180
2.4 Bifuel	103	08/99→12/00		am Bremssattel; → 03/00	2	<b>83.6113-0331.3</b>	<b>330982</b>	L= 330
			←	→ 03/00; passend für Felgengröße [Zoll]: 16	2	<b>24.5170-0361.3</b>	<b>331310</b>	L= 361
			←	→ 03/00; passend für Felgengröße [Zoll]: 15	2	<b>83.6134-0335.3</b>	<b>330277</b>	L= 335
			→	→ 03/00	2	<b>83.6204-0180.3</b>	<b>330547</b>	L= 180
2.4 Bifuel	106	05/98→12/99		am Bremssattel; 10/98→08/99	2	<b>83.6113-0331.3</b>	<b>330982</b>	L= 330
			←	10/98→08/99; passend für Felgengröße [Zoll]: 16	2	<b>24.5170-0361.3</b>	<b>331310</b>	L= 361
			←	10/98→08/99; passend für Felgengröße [Zoll]: 15	2	<b>83.6134-0335.3</b>	<b>330277</b>	L= 335
			→	10/98→; → 566120	2	<b>24.5201-0204.3</b>	<b>331400</b>	L= 204
			→	→ 08/99; 566121→	2	<b>83.6204-0180.3</b>	<b>330547</b>	L= 180
2.4 Turbo AWD	195	03/99→12/00		am Bremssattel; → 03/00	2	<b>83.6113-0331.3</b>	<b>330982</b>	L= 330
			←	→ 03/00; passend für Felgengröße [Zoll]: 16	2	<b>24.5170-0361.3</b>	<b>331310</b>	L= 361
			←	→ 03/00; passend für Felgengröße [Zoll]: 15	2	<b>83.6134-0335.3</b>	<b>330277</b>	L= 335
			→	→ 03/00	2	<b>83.6134-0270.3</b>	<b>330779</b>	L= 270
<b>VOLVO - V70 II (285) 11/99→12/08</b>								
 <b>Bremssattel</b>								
2.0 T	132	11/99→08/07	←	☐; 01/03→07/07; passend für Felgengröße [Zoll]: 17		<b>24.3571-9863.5</b>	<b>240691</b>	ATE Ø 57 - Halter
			←	☐; 01/03→07/07; passend für Felgengröße [Zoll]: 17		<b>24.3571-9864.5</b>	<b>240692</b>	ATE Ø 57 - Halter
			←	☐; 07/01→12/02; nicht für Felgengröße [Zoll]: 17		<b>24.3601-9829.5</b>	<b>240507</b>	ATE Ø 60 - Halter
			←	☐; 01/03→07/07; nicht für Felgengröße [Zoll]: 17		<b>24.3601-9829.5</b>	<b>240507</b>	ATE Ø 60 - Halter
			←	☐; 07/01→12/02; nicht für Felgengröße [Zoll]: 17		<b>24.3601-9830.5</b>	<b>240508</b>	ATE Ø 60 - Halter
			←	☐; 01/03→07/07; nicht für Felgengröße [Zoll]: 17		<b>24.3601-9830.5</b>	<b>240508</b>	ATE Ø 60 - Halter
			→	☐; 07/01→07/07		<b>24.3421-9979.5</b>	<b>240475</b>	ATE Ø 42 - Halter
			→	☐; 07/01→07/07		<b>24.3421-9980.5</b>	<b>240476</b>	ATE Ø 42 - Halter
2.3 2.5 AWD	195 155	10/00→09/04 09/02→12/04	←	☐; 01/03→; passend für Felgengröße [Zoll]: 17		<b>24.3571-9863.5</b>	<b>240691</b>	ATE Ø 57 - Halter
			←	☐; 01/03→; passend für Felgengröße [Zoll]: 17		<b>24.3571-9864.5</b>	<b>240692</b>	ATE Ø 57 - Halter
			←	☐; 01/03→; nicht für Felgengröße [Zoll]: 17		<b>24.3601-9829.5</b>	<b>240507</b>	ATE Ø 60 - Halter
			←	☐; → 12/02; nicht für Felgengröße [Zoll]: 17		<b>24.3601-9829.5</b>	<b>240507</b>	ATE Ø 60 - Halter
			←	☐; 01/03→; nicht für Felgengröße [Zoll]: 17		<b>24.3601-9830.5</b>	<b>240508</b>	ATE Ø 60 - Halter
			←	☐; → 12/02; nicht für Felgengröße [Zoll]: 17		<b>24.3601-9830.5</b>	<b>240508</b>	ATE Ø 60 - Halter
			→	☐		<b>24.3421-9979.5</b>	<b>240475</b>	ATE Ø 42 - Halter
			→	☐		<b>24.3421-9980.5</b>	<b>240476</b>	ATE Ø 42 - Halter
2.3 T5 2.4 T	184 147	11/99→12/04 11/99→08/03	←	☐; 01/03→; passend für Felgengröße [Zoll]: 17		<b>24.3571-9863.5</b>	<b>240691</b>	ATE Ø 57 - Halter
			←	☐; 01/03→; passend für Felgengröße [Zoll]: 17		<b>24.3571-9864.5</b>	<b>240692</b>	ATE Ø 57 - Halter
			←	☐; 03/00→12/02; nicht für Felgengröße [Zoll]: 17		<b>24.3601-9829.5</b>	<b>240507</b>	ATE Ø 60 - Halter
			←	☐; 01/03→; nicht für Felgengröße [Zoll]: 17		<b>24.3601-9829.5</b>	<b>240507</b>	ATE Ø 60 - Halter
			←	☐; 01/03→; nicht für Felgengröße [Zoll]: 17		<b>24.3601-9830.5</b>	<b>240508</b>	ATE Ø 60 - Halter
↓								

	kw			 	! #		
<b>VOLVO - V70 II (285) 11/99→12/08</b>							
<b> Bremssattel</b>							
2.3 T5 2.4 T	184 147	11/99→12/04 11/99→08/03	← → →	☐; 03/00→ 12/02; nicht für Felgengröße [Zoll]: 17 ☐; 03/00→ ☐; 03/00→		24.3601-9830.5 240508 24.3421-9979.5 240475 24.3421-9980.5 240476	ATE Ø 60 - Halter ATE Ø 42 - Halter ATE Ø 42 - Halter
2.4 2.4 Bifuel (CNG) 2.4 Bifuel (LPG)	103 125 103 103	03/00→08/07 03/00→08/07 09/01→08/07 09/01→08/07	← ← ← ← ← ← → →	☐; 01/03→ 07/07; passend für Felgengröße [Zoll]: 17 ☐; 01/03→ 07/07; passend für Felgengröße [Zoll]: 17 ☐; → 12/02; nicht für Felgengröße [Zoll]: 17 ☐; 01/03→ 07/07; nicht für Felgengröße [Zoll]: 17 ☐; 01/03→ 07/07; nicht für Felgengröße [Zoll]: 17 ☐; → 12/02; nicht für Felgengröße [Zoll]: 17 ☐; → 07/07 ☐; → 07/07		24.3571-9863.5 240691 24.3571-9864.5 240692 24.3601-9829.5 240507 24.3601-9829.5 240507 24.3601-9830.5 240508 24.3601-9830.5 240508 24.3421-9979.5 240475 24.3421-9980.5 240476	ATE Ø 57 - Halter ATE Ø 57 - Halter ATE Ø 60 - Halter ATE Ø 60 - Halter ATE Ø 60 - Halter ATE Ø 60 - Halter ATE Ø 42 - Halter ATE Ø 42 - Halter
2.4 D	93	04/05→12/08	← ← ← ← → →	☐; 05/05→ 07/07; passend für Felgengröße [Zoll]: 17 ☐; 05/05→ 07/07; passend für Felgengröße [Zoll]: 17 ☐; 05/05→ 07/07; nicht für Felgengröße [Zoll]: 17 ☐; 05/05→ 07/07; nicht für Felgengröße [Zoll]: 17 ☐; 05/05→ 07/07		24.3571-9863.5 240691 24.3571-9864.5 240692 24.3601-9829.5 240507 24.3601-9830.5 240508 24.3421-9979.5 240475 24.3421-9980.5 240476	ATE Ø 57 - Halter ATE Ø 57 - Halter ATE Ø 60 - Halter ATE Ø 60 - Halter ATE Ø 42 - Halter ATE Ø 42 - Halter
2.4 D	96	07/01→08/07	← ← ← ← ← → →	☐; 01/03→ 07/07; passend für Felgengröße [Zoll]: 17 ☐; 01/03→ 07/07; passend für Felgengröße [Zoll]: 17 ☐; 12/01→ 12/02; nicht für Felgengröße [Zoll]: 17 ☐; 01/03→ 07/07; nicht für Felgengröße [Zoll]: 17 ☐; 12/01→ 12/02; nicht für Felgengröße [Zoll]: 17 ☐; 01/03→ 07/07; nicht für Felgengröße [Zoll]: 17 ☐; 12/01→ 07/07 ☐; 12/01→ 07/07		24.3571-9863.5 240691 24.3571-9864.5 240692 24.3601-9829.5 240507 24.3601-9829.5 240507 24.3601-9830.5 240508 24.3601-9830.5 240508 24.3421-9979.5 240475 24.3421-9980.5 240476	ATE Ø 57 - Halter ATE Ø 57 - Halter ATE Ø 60 - Halter ATE Ø 60 - Halter ATE Ø 60 - Halter ATE Ø 60 - Halter ATE Ø 42 - Halter ATE Ø 42 - Halter
2.4 D5	120	01/01→12/08	← ← ← ← ← → →	☐; 01/03→ 07/07; passend für Felgengröße [Zoll]: 17 ☐; 01/03→ 07/07; passend für Felgengröße [Zoll]: 17 ☐; 01/03→ 07/07; nicht für Felgengröße [Zoll]: 17 ☐; 08/01→ 12/02; nicht für Felgengröße [Zoll]: 17 ☐; 01/03→ 07/07; nicht für Felgengröße [Zoll]: 17 ☐; 08/01→ 12/02; nicht für Felgengröße [Zoll]: 17 ☐; 08/01→ 07/07 ☐; 08/01→ 07/07		24.3571-9863.5 240691 24.3571-9864.5 240692 24.3601-9829.5 240507 24.3601-9829.5 240507 24.3601-9830.5 240508 24.3601-9830.5 240508 24.3421-9979.5 240475 24.3421-9980.5 240476	ATE Ø 57 - Halter ATE Ø 57 - Halter ATE Ø 60 - Halter ATE Ø 60 - Halter ATE Ø 60 - Halter ATE Ø 60 - Halter ATE Ø 42 - Halter ATE Ø 42 - Halter
2.4 D5 2.4 D5 AWD	136 136	04/05→12/08 05/05→08/07	← ← ← ← → →	☐; 12/05→ 07/07; passend für Felgengröße [Zoll]: 17 ☐; 12/05→ 07/07; passend für Felgengröße [Zoll]: 17 ☐; 12/05→ 07/07; nicht für Felgengröße [Zoll]: 17 ☐; 12/05→ 07/07; nicht für Felgengröße [Zoll]: 17 ☐; 12/05→ 07/07 ☐; 12/05→ 07/07		24.3571-9863.5 240691 24.3571-9864.5 240692 24.3601-9829.5 240507 24.3601-9830.5 240508 24.3421-9979.5 240475 24.3421-9980.5 240476	ATE Ø 57 - Halter ATE Ø 57 - Halter ATE Ø 60 - Halter ATE Ø 60 - Halter ATE Ø 42 - Halter ATE Ø 42 - Halter
2.4 D5 AWD ↓	120	07/02→08/07	←	☐; 03/03→ 07/07; passend für Felgengröße [Zoll]: 17		24.3571-9863.5 240691	ATE Ø 57 - Halter

	kw			 	! #			
<b>VOLVO - V70 II (285) 11/99→12/08</b>								
<b> Bremssattel</b>								
2.4 D5 AWD	120	07/02→08/07	←	 ; 03/03→ 07/07; passend für Felgengröße [Zoll]: 17	24.3571-9864.5	240692	ATE Ø 57 - Halter	
			←	 ; 03/03→ 07/07; nicht für Felgengröße [Zoll]: 17	24.3601-9829.5	240507	ATE Ø 60 - Halter	
			←	 ; 03/03→ 07/07; nicht für Felgengröße [Zoll]: 17	24.3601-9830.5	240508	ATE Ø 60 - Halter	
			→	 ; 03/03→ 07/07	24.3421-9979.5	240475	ATE Ø 42 - Halter	
			→	 ; 03/03→ 07/07	24.3421-9980.5	240476	ATE Ø 42 - Halter	
2.4 T5	191	04/04→08/07	←	 ; → 07/07; passend für Felgengröße [Zoll]: 17	24.3571-9863.5	240691	ATE Ø 57 - Halter	
			←	 ; → 07/07; passend für Felgengröße [Zoll]: 17	24.3571-9864.5	240692	ATE Ø 57 - Halter	
			←	 ; → 07/07; nicht für Felgengröße [Zoll]: 17	24.3601-9829.5	240507	ATE Ø 60 - Halter	
			←	 ; → 07/07; nicht für Felgengröße [Zoll]: 17	24.3601-9830.5	240508	ATE Ø 60 - Halter	
			→	 ; → 07/07	24.3421-9979.5	240475	ATE Ø 42 - Halter	
			→	 ; → 07/07	24.3421-9980.5	240476	ATE Ø 42 - Halter	
2.4 T AWD	147	09/01→08/02	←	 ; nicht für Felgengröße [Zoll]: 17	24.3601-9829.5	240507	ATE Ø 60 - Halter	
			←	 ; nicht für Felgengröße [Zoll]: 17	24.3601-9830.5	240508	ATE Ø 60 - Halter	
			→		24.3421-9979.5	240475	ATE Ø 42 - Halter	
			→		24.3421-9980.5	240476	ATE Ø 42 - Halter	
2.5 T	154	07/01→08/07	←	 ; 04/04→ 07/07; passend für Felgengröße [Zoll]: 17	24.3571-9863.5	240691	ATE Ø 57 - Halter	
			←	 ; 04/04→ 07/07; passend für Felgengröße [Zoll]: 17	24.3571-9864.5	240692	ATE Ø 57 - Halter	
			←	 ; 04/04→ 07/07; nicht für Felgengröße [Zoll]: 17	24.3601-9829.5	240507	ATE Ø 60 - Halter	
			←	 ; 04/04→ 07/07; nicht für Felgengröße [Zoll]: 17	24.3601-9830.5	240508	ATE Ø 60 - Halter	
			→	 ; 04/04→ 07/07	24.3421-9979.5	240475	ATE Ø 42 - Halter	
			→	 ; 04/04→ 07/07	24.3421-9980.5	240476	ATE Ø 42 - Halter	
2.5 T AWD	154	07/02→08/07	←	 ; 01/03→ 07/07; passend für Felgengröße [Zoll]: 17	24.3571-9863.5	240691	ATE Ø 57 - Halter	
			←	 ; 01/03→ 07/07; passend für Felgengröße [Zoll]: 17	24.3571-9864.5	240692	ATE Ø 57 - Halter	
			←	 ; 09/02→ 12/02; nicht für Felgengröße [Zoll]: 17	24.3601-9829.5	240507	ATE Ø 60 - Halter	
			←	 ; 01/03→ 07/07; nicht für Felgengröße [Zoll]: 17	24.3601-9829.5	240507	ATE Ø 60 - Halter	
			←	 ; 01/03→ 07/07; nicht für Felgengröße [Zoll]: 17	24.3601-9830.5	240508	ATE Ø 60 - Halter	
			←	 ; 09/02→ 12/02; nicht für Felgengröße [Zoll]: 17	24.3601-9830.5	240508	ATE Ø 60 - Halter	
			→	 ; 09/02→ 07/07	24.3421-9979.5	240475	ATE Ø 42 - Halter	
			→	 ; 09/02→ 07/07	24.3421-9980.5	240476	ATE Ø 42 - Halter	
2.5 TDI	103	11/99→08/07	←	 ; 01/03→ 07/07; passend für Felgengröße [Zoll]: 17	24.3571-9863.5	240691	ATE Ø 57 - Halter	
			←	 ; 01/03→ 07/07; passend für Felgengröße [Zoll]: 17	24.3571-9864.5	240692	ATE Ø 57 - Halter	
			←	 ; 03/00→ 12/02; nicht für Felgengröße [Zoll]: 17	24.3601-9829.5	240507	ATE Ø 60 - Halter	
			←	 ; 01/03→ 07/07; nicht für Felgengröße [Zoll]: 17	24.3601-9829.5	240507	ATE Ø 60 - Halter	
			←	 ; 03/00→ 12/02; nicht für Felgengröße [Zoll]: 17	24.3601-9830.5	240508	ATE Ø 60 - Halter	
			←	 ; 01/03→ 07/07; nicht für Felgengröße [Zoll]: 17	24.3601-9830.5	240508	ATE Ø 60 - Halter	
			→	 ; 01/03→ 07/07	24.3421-9979.5	240475	ATE Ø 42 - Halter	
			→	 ; 01/03→ 07/07	24.3421-9980.5	240476	ATE Ø 42 - Halter	
<b>Feder, Bremssattel</b>								
2.0 T	132	11/99→08/07		07/01→ 07/07	2	11.8116-0236.1	390507	ATE
2.3	195	10/00→09/04			2	11.8116-0236.1	390507	ATE
2.4 T AWD	147	09/01→08/02						
2.5 AWD	155	09/02→12/04						
2.3 T5	184	11/99→12/04		03/00→	2	11.8116-0236.1	390507	ATE
↓								



	kw			 	! #		
<b>VOLVO - V70 II (285) 11/99→12/08</b>							
<b>Feder, Bremssattel</b>							
2.4 T	147	11/99→08/03		03/00→	2	11.8116-0236.1 390507	ATE
2.4	103	03/00→08/07		→ 07/07	2	11.8116-0236.1 390507	ATE
2.4 Bifuel (CNG)	125	03/00→08/07					
2.4 Bifuel (LPG)	103	09/01→08/07					
2.4 T5	103	09/01→08/07					
2.4 T5	191	04/04→08/07					
2.4 D	93	04/05→12/08		05/05→ 07/07	2	11.8116-0236.1 390507	ATE
2.4 D	96	07/01→08/07		12/01→ 07/07	2	11.8116-0236.1 390507	ATE
2.4 D5	120	01/01→12/08		08/01→ 07/07	2	11.8116-0236.1 390507	ATE
2.4 D5	136	04/05→12/08		12/05→ 07/07	2	11.8116-0236.1 390507	ATE
2.4 D5 AWD	136	05/05→08/07					
2.4 D5 AWD	120	07/02→08/07		03/03→ 07/07	2	11.8116-0236.1 390507	ATE
2.5 T	154	07/01→08/07		04/04→ 07/07	2	11.8116-0236.1 390507	ATE
2.5 T AWD	154	07/02→08/07		09/02→ 07/07	2	11.8116-0236.1 390507	ATE
2.5 TDI	103	11/99→08/07		01/03→ 07/07	2	11.8116-0236.1 390507	ATE
<b>Führungshülzensatz, Bremssattel</b>							
2.0 T	132	11/99→08/07	←	01/03→ 07/07		11.0101-5407.2 260011	ATE
			←	07/01→ 12/02		11.0101-5407.2 260011	ATE
			→	07/01→ 07/07		11.0101-5407.2 260011	ATE
2.3	195	10/00→09/04	←	01/03→		11.0101-5407.2 260011	ATE
2.5 AWD	155	09/02→12/04	←	→ 12/02		11.0101-5407.2 260011	ATE
			→			11.0101-5407.2 260011	ATE
2.3 T5	184	11/99→12/04	←	01/03→		11.0101-5407.2 260011	ATE
2.4 T	147	11/99→08/03	←	03/00→ 12/02		11.0101-5407.2 260011	ATE
			→	03/00→		11.0101-5407.2 260011	ATE
2.4	103	03/00→08/07	←	01/03→ 07/07		11.0101-5407.2 260011	ATE
2.4 Bifuel (CNG)	125	03/00→08/07	←	→ 12/02		11.0101-5407.2 260011	ATE
2.4 Bifuel (LPG)	103	09/01→08/07	→	→ 07/07		11.0101-5407.2 260011	ATE
2.4 D	93	04/05→12/08	←	05/05→ 07/07		11.0101-5407.2 260011	ATE
			→	05/05→ 07/07		11.0101-5407.2 260011	ATE
2.4 D	96	07/01→08/07	←	01/03→ 07/07		11.0101-5407.2 260011	ATE
			←	12/01→ 12/02		11.0101-5407.2 260011	ATE
			→	12/01→ 07/07		11.0101-5407.2 260011	ATE
2.4 D5	120	01/01→12/08	←	01/03→ 07/07		11.0101-5407.2 260011	ATE
			←	08/01→ 12/02		11.0101-5407.2 260011	ATE
			→	08/01→ 07/07		11.0101-5407.2 260011	ATE
2.4 D5	136	04/05→12/08	←	12/05→ 07/07		11.0101-5407.2 260011	ATE
2.4 D5 AWD	136	05/05→08/07	→	12/05→ 07/07		11.0101-5407.2 260011	ATE
2.4 D5 AWD	120	07/02→08/07	←	03/03→ 07/07		11.0101-5407.2 260011	ATE
			→	03/03→ 07/07		11.0101-5407.2 260011	ATE
2.4 T5	191	04/04→08/07	←	→ 07/07		11.0101-5407.2 260011	ATE
			→	→ 07/07		11.0101-5407.2 260011	ATE
2.4 T AWD	147	09/01→08/02	←			11.0101-5407.2 260011	ATE
			→			11.0101-5407.2 260011	ATE
2.5 T	154	07/01→08/07	←	04/04→ 07/07		11.0101-5407.2 260011	ATE
			→	04/04→ 07/07		11.0101-5407.2 260011	ATE
2.5 T AWD	154	07/02→08/07	←	01/03→ 07/07		11.0101-5407.2 260011	ATE
			←	09/02→ 12/02		11.0101-5407.2 260011	ATE
			→	09/02→ 07/07		11.0101-5407.2 260011	ATE
2.5 TDI	103	11/99→08/07	←	01/03→ 07/07		11.0101-5407.2 260011	ATE
			←	03/00→ 12/02		11.0101-5407.2 260011	ATE
			→	01/03→ 07/07		11.0101-5407.2 260011	ATE
<b>Führungsbolzen, Bremssattel</b>							
2.0 T	132	11/99→08/07		07/01→ 12/02		11.8171-0008.1 990049	ATE
				07/01→ 07/07		11.8171-0008.1 990049	ATE
				01/03→ 07/07		11.8171-0008.1 990049	ATE
↓							












**VOLVO - V70 II (285) 11/99→12/08**









**Führungsbolzen, Bremsattel**









2.0 T	132	11/99→08/07		01/03→ 07/07		11.8171-0067.1	250153	ATE
2.3	195	10/00→09/04		01/03→		11.8171-0008.1	990049	ATE
2.5 AWD	155	09/02→12/04				11.8171-0067.1	250153	ATE
				→ 12/02		11.8171-0008.1	990049	ATE
						11.8171-0008.1	990049	ATE
2.3 T5	184	11/99→12/04		01/03→		11.8171-0008.1	990049	ATE
2.4 T	147	11/99→08/03				11.8171-0067.1	250153	ATE
				03/00→ 12/02		11.8171-0008.1	990049	ATE
				03/00→		11.8171-0008.1	990049	ATE
2.4	103	03/00→08/07		→ 07/07		11.8171-0008.1	990049	ATE
2.4	125	03/00→08/07				11.8171-0008.1	990049	ATE
2.4 Bifuel (CNG)	103	09/01→08/07		→ 12/02		11.8171-0008.1	990049	ATE
2.4 Bifuel (LPG)	103	09/01→08/07		01/03→ 07/07		11.8171-0008.1	990049	ATE
						11.8171-0067.1	250153	ATE
2.4 D	93	04/05→12/08		05/05→ 07/07		11.8171-0008.1	990049	ATE
						11.8171-0067.1	250153	ATE
2.4 D	96	07/01→08/07		12/01→ 07/07		11.8171-0008.1	990049	ATE
				12/01→ 12/02		11.8171-0008.1	990049	ATE
				01/03→ 07/07		11.8171-0008.1	990049	ATE
						11.8171-0067.1	250153	ATE
2.4 D5	120	01/01→12/08		08/01→ 12/02		11.8171-0008.1	990049	ATE
				08/01→ 07/07		11.8171-0008.1	990049	ATE
				01/03→ 07/07		11.8171-0008.1	990049	ATE
						11.8171-0067.1	250153	ATE
2.4 D5	136	04/05→12/08		12/05→ 07/07		11.8171-0008.1	990049	ATE
2.4 D5 AWD	136	05/05→08/07				11.8171-0067.1	250153	ATE
2.4 D5 AWD	120	07/02→08/07		03/03→ 07/07		11.8171-0008.1	990049	ATE
						11.8171-0067.1	250153	ATE
2.4 T5	191	04/04→08/07		→ 07/07		11.8171-0008.1	990049	ATE
						11.8171-0067.1	250153	ATE
2.4 T AWD	147	09/01→08/02				11.8171-0008.1	990049	ATE
2.5 T	154	07/01→08/07		04/04→ 07/07		11.8171-0008.1	990049	ATE
						11.8171-0067.1	250153	ATE
2.5 T AWD	154	07/02→08/07		09/02→ 12/02		11.8171-0008.1	990049	ATE
				09/02→ 07/07		11.8171-0008.1	990049	ATE
				01/03→ 07/07		11.8171-0008.1	990049	ATE
						11.8171-0067.1	250153	ATE
2.5 TDI	103	11/99→08/07		03/00→ 12/02		11.8171-0008.1	990049	ATE
				01/03→ 07/07		11.8171-0008.1	990049	ATE
						11.8171-0067.1	250153	ATE









 **Bremsschlauch**









2.0 T	132	11/99→08/07	←	07/01→ 07/07; nicht für Felgenreöße [Zoll]: 17	2	83.6113-0321.3	330621	L= 320
			←	07/01→ 07/07; passend für Felgenreöße [Zoll]: 17	2	83.6124-0304.3	330983	L= 300
			→	07/01→ 07/07	2	83.7724-0268.3	331076	L= 265
2.3 2.4 T AWD 2.5 AWD	195 147 155	10/00→09/04 09/01→08/02 09/02→12/04	←	nicht für Felgenreöße [Zoll]: 17	2	83.6113-0321.3	330621	L= 320
			←	passend für Felgenreöße [Zoll]: 17	2	83.6124-0304.3	330983	L= 300
			→		2	83.7724-0268.3	331076	L= 265
2.3 T5 2.4 T	184 147	11/99→12/04 11/99→08/03	←	03/00→; nicht für Felgenreöße [Zoll]: 17	2	83.6113-0321.3	330621	L= 320
			←	03/00→; passend für Felgenreöße [Zoll]: 17	2	83.6124-0304.3	330983	L= 300
			→	03/00→	2	83.7724-0268.3	331076	L= 265
2.4 2.4 2.4 Bifuel (CNG) 2.4 Bifuel (LPG) 2.4 T5	103 125 103 103 191	03/00→08/07 03/00→08/07 09/01→08/07 09/01→08/07 04/04→08/07	←	→ 07/07; nicht für Felgenreöße [Zoll]: 17	2	83.6113-0321.3	330621	L= 320
			←	→ 07/07; passend für Felgenreöße [Zoll]: 17	2	83.6124-0304.3	330983	L= 300
			→	→ 07/07	2	83.7724-0268.3	331076	L= 265
2.4 D	93	04/05→12/08	←	05/05→ 07/07; nicht für Felgenreöße [Zoll]: 17	2	83.6113-0321.3	330621	L= 320
			←	05/05→ 07/07; passend für Felgenreöße [Zoll]: 17	2	83.6124-0304.3	330983	L= 300
			→	05/05→ 07/07	2	83.7724-0268.3	331076	L= 265
↓								

	kw			 	! #		
<b>VOLVO - V70 II (285) 11/99→12/08</b>							
 <b>Bremsschlauch</b>							
2.4 D	96	07/01→08/07	←	12/01→ 07/07; nicht für Felgengröße [Zoll]: 17	2	83.6113-0321.3 330621	L= 320
			←	12/01→ 07/07; passend für Felgengröße [Zoll]: 17	2	83.6124-0304.3 330983	L= 300
			→	12/01→ 07/07	2	83.7724-0268.3 331076	L= 265
2.4 D5	120	01/01→12/08	←	08/01→ 07/07; nicht für Felgengröße [Zoll]: 17	2	83.6113-0321.3 330621	L= 320
			←	08/01→ 07/07; passend für Felgengröße [Zoll]: 17	2	83.6124-0304.3 330983	L= 300
			→	08/01→ 07/07	2	83.7724-0268.3 331076	L= 265
2.4 D5 2.4 D5 AWD	136	04/05→12/08 05/05→08/07	←	12/05→ 07/07; nicht für Felgengröße [Zoll]: 17	2	83.6113-0321.3 330621	L= 320
	136		←	12/05→ 07/07; passend für Felgengröße [Zoll]: 17	2	83.6124-0304.3 330983	L= 300
			→	12/05→ 07/07	2	83.7724-0268.3 331076	L= 265
2.4 D5 AWD	120	07/02→08/07	←	03/03→ 07/07; nicht für Felgengröße [Zoll]: 17	2	83.6113-0321.3 330621	L= 320
			←	03/03→ 07/07; passend für Felgengröße [Zoll]: 17	2	83.6124-0304.3 330983	L= 300
			→	03/03→ 07/07	2	83.7724-0268.3 331076	L= 265
2.5 T	154	07/01→08/07	←	04/04→ 07/07; nicht für Felgengröße [Zoll]: 17	2	83.6113-0321.3 330621	L= 320
			←	04/04→ 07/07; passend für Felgengröße [Zoll]: 17	2	83.6124-0304.3 330983	L= 300
			→	04/04→ 07/07	2	83.7724-0268.3 331076	L= 265
2.5 T AWD	154	07/02→08/07	←	09/02→ 07/07; nicht für Felgengröße [Zoll]: 17	2	83.6113-0321.3 330621	L= 320
			←	09/02→ 07/07; passend für Felgengröße [Zoll]: 17	2	83.6124-0304.3 330983	L= 300
			→	09/02→ 07/07	2	83.7724-0268.3 331076	L= 265
2.5 TDI	103	11/99→08/07	←	03/00→ 07/07; nicht für Felgengröße [Zoll]: 17	2	83.6113-0321.3 330621	L= 320
			←	03/00→ 07/07; passend für Felgengröße [Zoll]: 17	2	83.6124-0304.3 330983	L= 300
			→	03/00→ 07/07	2	83.7724-0268.3 331076	L= 265
<b>VOLVO - V70 III (135) 04/07→</b>							
 <b>Bremssattel</b>							
1.6 D 2.0 T	80 149	07/09→12/11 09/09→12/11	←	☐; 01/10→; für Bremsscheibendurchmesser [mm]: 300		11.9601-9711.2 220873	ATE Ø 60 - Halter
			←	☐; 01/10→; für Bremsscheibendurchmesser [mm]: 300		11.9601-9712.2 220874	ATE Ø 60 - Halter
			←	☐; 01/10→; für Bremsscheibendurchmesser [mm]: 336		11.9606-9945.2 220727	ATE Ø 60 - Halter
			←	☐; 01/10→; für Bremsscheibendurchmesser [mm]: 336		11.9606-9946.2 220728	ATE Ø 60 - Halter
			←	☐; 01/10→; für Bremsscheibendurchmesser [mm]: 316		11.9606-9949.2 220879	ATE Ø 60 - Halter
			←	☐; 01/10→; für Bremsscheibendurchmesser [mm]: 316		11.9606-9950.2 220880	ATE Ø 60 - Halter
			→	☐; 01/10→		24.6238-1703.7 220967	TRW Ø 38 - Halter + eFSB
			→	☐; 01/10→		24.6238-1704.7 220968	TRW Ø 38 - Halter + eFSB
			→	☐; 01/10→; V		24.6241-1703.7 220971	TRW Ø 41 + EMot / - Halter + FSB
→	☐; 01/10→; V		24.6241-1704.7 220972	TRW Ø 41 + EMot / - Halter + FSB			
1.6 DRIVE / D2 2.0 2.0 BiFuel 2.0 D 2.0 FlexiFuel 2.5 T 2.5 T FlexiFuel 3.2 3.2	84 107 157 100 107 147 147 175 179	04/11→12/15 10/07→12/11 03/13→12/15 10/07→12/15 01/08→12/11 08/07→12/09 05/08→12/09 08/07→12/10 04/10→12/14	←	☐; für Bremsscheibendurchmesser [mm]: 300		11.9601-9711.2 220873	ATE Ø 60 - Halter
			←	☐; für Bremsscheibendurchmesser [mm]: 300		11.9601-9712.2 220874	ATE Ø 60 - Halter
			←	☐; für Bremsscheibendurchmesser [mm]: 300		11.9606-9945.2 220727	ATE Ø 60 - Halter
			←	☐; für Bremsscheibendurchmesser [mm]: 336		11.9606-9946.2 220728	ATE Ø 60 - Halter
			←	☐; für Bremsscheibendurchmesser [mm]: 336		11.9606-9949.2 220879	ATE Ø 60 - Halter








	kw			 	! #			
<b>VOLVO - V70 III (135) 04/07→</b>								
 <b>Bremssattel</b>								
3.2 AWD D5 AWD T5 T6 AWD	179	04/10→12/15	←	☐; für Bremsscheibendurchmesser [mm]: 336	11.9606-9946.2	220728	ATE Ø 60 - Halter	
	151	12/09→12/11	←	☐; für Bremsscheibendurchmesser [mm]: 336	11.9606-9949.2	220879	ATE Ø 60 - Halter	
	177	01/10→12/14	←	☐; für Bremsscheibendurchmesser [mm]: 316	11.9606-9950.2	220880	ATE Ø 60 - Halter	
	210	08/07→12/10	←	☐; für Bremsscheibendurchmesser [mm]: 316	24.6238-1703.7	220967	TRW Ø 38 - Halter + eFSB	
				→	☐	24.6238-1704.7	220968	TRW Ø 38 - Halter + eFSB
				→	☐; V	24.6241-1703.7	220971	TRW Ø 41 + EMot / - Halter + FSB
				→	☐; V	24.6241-1704.7	220972	TRW Ø 41 + EMot / - Halter + FSB
1.6 T4F D3 / D4 T4	132	01/11→12/15	←	☐; für Bremsscheibendurchmesser [mm]: 300	11.9601-9711.2	220873	ATE Ø 60 - Halter	
	120	03/10→12/15	←	☐; für Bremsscheibendurchmesser [mm]: 300	11.9601-9712.2	220874	ATE Ø 60 - Halter	
	132	10/10→12/15	←	☐; für Bremsscheibendurchmesser [mm]: 300	11.9606-9945.2	220727	ATE Ø 60 - Halter	
			←	☐; für Bremsscheibendurchmesser [mm]: 336	11.9606-9946.2	220728	ATE Ø 60 - Halter	
			←	☐; für Bremsscheibendurchmesser [mm]: 336	11.9606-9949.2	220879	ATE Ø 60 - Halter	
			←	☐; für Bremsscheibendurchmesser [mm]: 316	11.9606-9950.2	220880	ATE Ø 60 - Halter	
			→	☐; → 213000	24.6238-1703.7	220967	TRW Ø 38 - Halter + eFSB	
			→	☐; → 213000	24.6238-1704.7	220968	TRW Ø 38 - Halter + eFSB	
			→	☐; V	24.6241-1703.7	220971	TRW Ø 41 + EMot / - Halter + FSB	
			→	☐; V	24.6241-1704.7	220972	TRW Ø 41 + EMot / - Halter + FSB	
2.0 GDI	157	04/12→12/15	←	☐; 03/13→; für Bremsscheibendurchmesser [mm]: 300	11.9601-9711.2	220873	ATE Ø 60 - Halter	
			←	☐; 03/13→; für Bremsscheibendurchmesser [mm]: 300	11.9601-9712.2	220874	ATE Ø 60 - Halter	
			←	☐; 03/13→; für Bremsscheibendurchmesser [mm]: 336	11.9606-9945.2	220727	ATE Ø 60 - Halter	
			←	☐; 03/13→; für Bremsscheibendurchmesser [mm]: 336	11.9606-9946.2	220728	ATE Ø 60 - Halter	
			←	☐; 03/13→; für Bremsscheibendurchmesser [mm]: 316	11.9606-9949.2	220879	ATE Ø 60 - Halter	
			←	☐; 03/13→; für Bremsscheibendurchmesser [mm]: 316	11.9606-9950.2	220880	ATE Ø 60 - Halter	
			→	☐; 03/13→	24.6238-1703.7	220967	TRW Ø 38 - Halter + eFSB	
			→	☐; 03/13→	24.6238-1704.7	220968	TRW Ø 38 - Halter + eFSB	
			→	☐; 03/13→; V	24.6241-1703.7	220971	TRW Ø 41 + EMot / - Halter + FSB	
			→	☐; 03/13→; V	24.6241-1704.7	220972	TRW Ø 41 + EMot / - Halter + FSB	
2.4 D 3.2 AWD D5	120	04/07→12/10	←	☐; 08/07→; für Bremsscheibendurchmesser [mm]: 300	11.9601-9711.2	220873	ATE Ø 60 - Halter	
	175	04/07→12/10	←	☐; 08/07→; für Bremsscheibendurchmesser [mm]: 300	11.9601-9712.2	220874	ATE Ø 60 - Halter	
	136	04/07→12/09	←	☐; 08/07→; für Bremsscheibendurchmesser [mm]: 336	11.9606-9945.2	220727	ATE Ø 60 - Halter	
↓								








	kw			 	! #			
<b>VOLVO - V70 III (135) 04/07→</b>								
 <b>Bremssattel</b>								
2.4 D 3.2 AWD D5	120	04/07→12/10	←	☐; 08/07→; für Bremsscheibendurchmesser [mm]: 336	11.9606-9946.2	220728	ATE Ø 60 - Halter	
	175	04/07→12/10	←	☐; 08/07→; für Bremsscheibendurchmesser [mm]: 316	11.9606-9949.2	220879	ATE Ø 60 - Halter	
	136	04/07→12/09	←	☐; 08/07→; für Bremsscheibendurchmesser [mm]: 316	11.9606-9950.2	220880	ATE Ø 60 - Halter	
				→	☐; 08/07→	24.6238-1703.7	220967	TRW Ø 38 - Halter + eFSB
				→	☐; 08/07→	24.6238-1704.7	220968	TRW Ø 38 - Halter + eFSB
				→	☐; 08/07→; V	24.6241-1703.7	220971	TRW Ø 41 + EMot / - Halter + FSB
				→	☐; 08/07→; V	24.6241-1704.7	220972	TRW Ø 41 + EMot / - Halter + FSB
2.4 D 2.5 T 2.5 T FlexiFuel	129	04/09→12/10	←	☐; 10/09→; für Bremsscheibendurchmesser [mm]: 300	11.9601-9711.2	220873	ATE Ø 60 - Halter	
	170	04/09→12/12	←	☐; 10/09→; für Bremsscheibendurchmesser [mm]: 300	11.9601-9712.2	220874	ATE Ø 60 - Halter	
	170	04/09→12/11	←	☐; 10/09→; für Bremsscheibendurchmesser [mm]: 336	11.9606-9945.2	220727	ATE Ø 60 - Halter	
			←	☐; 10/09→; für Bremsscheibendurchmesser [mm]: 336	11.9606-9946.2	220728	ATE Ø 60 - Halter	
			←	☐; 10/09→; für Bremsscheibendurchmesser [mm]: 316	11.9606-9949.2	220879	ATE Ø 60 - Halter	
			←	☐; 10/09→; für Bremsscheibendurchmesser [mm]: 316	11.9606-9950.2	220880	ATE Ø 60 - Halter	
			→	☐; 10/09→	24.6238-1703.7	220967	TRW Ø 38 - Halter + eFSB	
			→	☐; 10/09→	24.6238-1704.7	220968	TRW Ø 38 - Halter + eFSB	
			→	☐; 10/09→; V	24.6241-1703.7	220971	TRW Ø 41 + EMot / - Halter + FSB	
			→	☐; 10/09→; V	24.6241-1704.7	220972	TRW Ø 41 + EMot / - Halter + FSB	
D2 D3 D4 D4 AWD T4 T5	88	03/15→	←	☐; für Bremsscheibendurchmesser [mm]: 300	11.9601-9711.2	220873	ATE Ø 60 - Halter	
	110	03/15→	←	☐; für Bremsscheibendurchmesser [mm]: 300	11.9601-9712.2	220874	ATE Ø 60 - Halter	
	133	10/13→	←	☐; für Bremsscheibendurchmesser [mm]: 300	11.9606-9945.2	220727	ATE Ø 60 - Halter	
	133	10/13→	←	☐; für Bremsscheibendurchmesser [mm]: 336	11.9606-9946.2	220728	ATE Ø 60 - Halter	
	140	03/15→	←	☐; für Bremsscheibendurchmesser [mm]: 316	11.9606-9949.2	220879	ATE Ø 60 - Halter	
	180	10/13→	←	☐; für Bremsscheibendurchmesser [mm]: 316	11.9606-9950.2	220880	ATE Ø 60 - Halter	
			→	☐; V	24.6241-1703.7	220971	TRW Ø 41 + EMot / - Halter + FSB	
			→	☐; V	24.6241-1704.7	220972	TRW Ø 41 + EMot / - Halter + FSB	
D3	100	10/07→12/15	←	☐; 05/12→; für Bremsscheibendurchmesser [mm]: 300	11.9601-9711.2	220873	ATE Ø 60 - Halter	
			←	☐; 05/12→; für Bremsscheibendurchmesser [mm]: 300	11.9601-9712.2	220874	ATE Ø 60 - Halter	
			←	☐; 05/12→; für Bremsscheibendurchmesser [mm]: 336	11.9606-9945.2	220727	ATE Ø 60 - Halter	
			←	☐; 05/12→; für Bremsscheibendurchmesser [mm]: 336	11.9606-9946.2	220728	ATE Ø 60 - Halter	








	kw			 	! #		
<b>VOLVO - V70 III (135) 04/07→</b>							
 <b>Bremssattel</b>							
D3	100	10/07→12/15	←	☐; 05/12→; für Bremsscheibendurchmesser [mm]: 316	11.9606-9949.2	220879	ATE Ø 60 - Halter
			←	☐; 05/12→; für Bremsscheibendurchmesser [mm]: 316	11.9606-9950.2	220880	ATE Ø 60 - Halter
			→	☐; 05/12→; → 213000	24.6238-1703.7	220967	TRW Ø 38 - Halter + eFSB
			→	☐; 05/12→; → 213000	24.6238-1704.7	220968	TRW Ø 38 - Halter + eFSB
			→	☐; 05/12→; V	24.6241-1703.7	220971	TRW Ø 41 + EMot / - Halter + FSB
			→	☐; 05/12→; V	24.6241-1704.7	220972	TRW Ø 41 + EMot / - Halter + FSB
D4 AWD	120	10/07→12/15	←	☐; 01/13→; für Bremsscheibendurchmesser [mm]: 300	11.9601-9711.2	220873	ATE Ø 60 - Halter
			←	☐; 01/13→; für Bremsscheibendurchmesser [mm]: 300	11.9601-9712.2	220874	ATE Ø 60 - Halter
			←	☐; 01/13→; für Bremsscheibendurchmesser [mm]: 336	11.9606-9945.2	220727	ATE Ø 60 - Halter
			←	☐; 01/13→; für Bremsscheibendurchmesser [mm]: 336	11.9606-9946.2	220728	ATE Ø 60 - Halter
			←	☐; 01/13→; für Bremsscheibendurchmesser [mm]: 316	11.9606-9949.2	220879	ATE Ø 60 - Halter
			←	☐; 01/13→; für Bremsscheibendurchmesser [mm]: 316	11.9606-9950.2	220880	ATE Ø 60 - Halter
			→	☐; 01/13→; → 213000	24.6238-1703.7	220967	TRW Ø 38 - Halter + eFSB
			→	☐; 01/13→; → 213000	24.6238-1704.7	220968	TRW Ø 38 - Halter + eFSB
			→	☐; 01/13→; V	24.6241-1703.7	220971	TRW Ø 41 + EMot / - Halter + FSB
			→	☐; 01/13→; V	24.6241-1704.7	220972	TRW Ø 41 + EMot / - Halter + FSB
D5	151	10/08→12/11	←	☐; 12/09→; für Bremsscheibendurchmesser [mm]: 300	11.9601-9711.2	220873	ATE Ø 60 - Halter
			←	☐; 12/09→; für Bremsscheibendurchmesser [mm]: 300	11.9601-9712.2	220874	ATE Ø 60 - Halter
			←	☐; 12/09→; für Bremsscheibendurchmesser [mm]: 336	11.9606-9945.2	220727	ATE Ø 60 - Halter
			←	☐; 12/09→; für Bremsscheibendurchmesser [mm]: 336	11.9606-9946.2	220728	ATE Ø 60 - Halter
			←	☐; 12/09→; für Bremsscheibendurchmesser [mm]: 316	11.9606-9949.2	220879	ATE Ø 60 - Halter
			←	☐; 12/09→; für Bremsscheibendurchmesser [mm]: 316	11.9606-9950.2	220880	ATE Ø 60 - Halter
			→	☐; 12/09→	24.6238-1703.7	220967	TRW Ø 38 - Halter + eFSB
			→	☐; 12/09→	24.6238-1704.7	220968	TRW Ø 38 - Halter + eFSB
			→	☐; 12/09→; V	24.6241-1703.7	220971	TRW Ø 41 + EMot / - Halter + FSB
			→	☐; 12/09→; V	24.6241-1704.7	220972	TRW Ø 41 + EMot / - Halter + FSB
D5 D5 AWD	158 158	04/11→12/15 04/11→12/15	←	☐; 06/11→; für Bremsscheibendurchmesser [mm]: 300	11.9601-9711.2	220873	ATE Ø 60 - Halter
			←	☐; 06/11→; für Bremsscheibendurchmesser [mm]: 300	11.9601-9712.2	220874	ATE Ø 60 - Halter
			←	☐; 06/11→; für Bremsscheibendurchmesser [mm]: 336	11.9606-9945.2	220727	ATE Ø 60 - Halter
			←	☐; 06/11→; für Bremsscheibendurchmesser [mm]: 336	11.9606-9946.2	220728	ATE Ø 60 - Halter
↓							








	kw			 	! #		
<b>VOLVO - V70 III (135) 04/07→</b>							
<b> Bremssattel</b>							
D5 D5 AWD	158 158	04/11→12/15 04/11→12/15	←	☐; 06/11→; für Bremsscheibendurchmesser [mm]: 316	11.9606-9949.2	220879	ATE Ø 60 - Halter
			←	☐; 06/11→; für Bremsscheibendurchmesser [mm]: 316	11.9606-9950.2	220880	ATE Ø 60 - Halter
			→	☐; 06/11→; → 213000	24.6238-1703.7	220967	TRW Ø 38 - Halter + eFSB
			→	☐; 06/11→; → 213000	24.6238-1704.7	220968	TRW Ø 38 - Halter + eFSB
			→	☐; 06/11→; V	24.6241-1703.7	220971	TRW Ø 41 + EMot / - Halter + FSB
			→	☐; 06/11→; V	24.6241-1704.7	220972	TRW Ø 41 + EMot / - Halter + FSB
D5 AWD	136	04/07→12/09	←	☐; 10/07→; für Bremsscheibendurchmesser [mm]: 300	11.9601-9711.2	220873	ATE Ø 60 - Halter
			←	☐; 10/07→; für Bremsscheibendurchmesser [mm]: 300	11.9601-9712.2	220874	ATE Ø 60 - Halter
			←	☐; 10/07→; für Bremsscheibendurchmesser [mm]: 336	11.9606-9945.2	220727	ATE Ø 60 - Halter
			←	☐; 10/07→; für Bremsscheibendurchmesser [mm]: 336	11.9606-9946.2	220728	ATE Ø 60 - Halter
			←	☐; 10/07→; für Bremsscheibendurchmesser [mm]: 316	11.9606-9949.2	220879	ATE Ø 60 - Halter
			←	☐; 10/07→; für Bremsscheibendurchmesser [mm]: 316	11.9606-9950.2	220880	ATE Ø 60 - Halter
			→	☐; 10/07→	24.6238-1703.7	220967	TRW Ø 38 - Halter + eFSB
			→	☐; 10/07→	24.6238-1704.7	220968	TRW Ø 38 - Halter + eFSB
			→	☐; 10/07→; V	24.6241-1703.7	220971	TRW Ø 41 + EMot / - Halter + FSB
			→	☐; 10/07→; V	24.6241-1704.7	220972	TRW Ø 41 + EMot / - Halter + FSB
T6 AWD	224	01/10→12/15	←	☐; 04/11→; für Bremsscheibendurchmesser [mm]: 300	11.9601-9711.2	220873	ATE Ø 60 - Halter
			←	☐; 04/11→; für Bremsscheibendurchmesser [mm]: 300	11.9601-9712.2	220874	ATE Ø 60 - Halter
			←	☐; 04/11→; für Bremsscheibendurchmesser [mm]: 336	11.9606-9945.2	220727	ATE Ø 60 - Halter
			←	☐; 04/11→; für Bremsscheibendurchmesser [mm]: 336	11.9606-9946.2	220728	ATE Ø 60 - Halter
			←	☐; 04/11→; für Bremsscheibendurchmesser [mm]: 316	11.9606-9949.2	220879	ATE Ø 60 - Halter
			←	☐; 04/11→; für Bremsscheibendurchmesser [mm]: 316	11.9606-9950.2	220880	ATE Ø 60 - Halter
			→	☐; 04/11→; → 213000	24.6238-1703.7	220967	TRW Ø 38 - Halter + eFSB
			→	☐; 04/11→; → 213000	24.6238-1704.7	220968	TRW Ø 38 - Halter + eFSB
			→	☐; 04/11→; V	24.6241-1703.7	220971	TRW Ø 41 + EMot / - Halter + FSB
→	☐; 04/11→; V	24.6241-1704.7	220972	TRW Ø 41 + EMot / - Halter + FSB			
<b>Halter, Bremssattel</b>							
1.6 D	80	07/09→12/11	←	01/10→; für Bremsscheibendurchmesser [mm]: 300	11.0230-0934.1	260128	ATE
2.0 T	149	09/09→12/11	←	01/10→; für Bremsscheibendurchmesser [mm]: 300	11.0230-0934.1	260128	ATE
1.6 DRIVe / D2	84	04/11→12/15	←	für Bremsscheibendurchmesser [mm]: 300	11.0230-0934.1	260128	ATE
1.6 T4F	132	01/11→12/15					
2.0	107	10/07→12/11					
2.0 BiFuel	157	03/13→12/15					
2.0 D	100	10/07→12/15					
2.0 FlexiFuel	107	01/08→12/11					
2.5 T	147	08/07→12/09					
2.5 T FlexiFuel	147	05/08→12/09					
↓							

















	kw			 	! #		
<b>VOLVO - V70 III (135) 04/07→</b>							
<b>Halter, Bremsattel</b>							
3.2	175	08/07→12/10	←	für Bremsscheibendurchmesser [mm]: 300		11.0230-0934.1 260128	ATE
3.2	179	04/10→12/14					
3.2 AWD	179	04/10→12/15					
D2	88	03/15→					
D3	110	03/15→					
D3 / D4	120	03/10→12/15					
D4	133	10/13→					
D4 AWD	133	10/13→					
D5 AWD	151	12/09→12/11					
T4	132	10/10→12/15					
T4	140	03/15→					
T5	177	01/10→12/14					
T5	180	10/13→					
T6 AWD	210	08/07→12/10					
2.0 GDI	157	04/12→12/15	←	03/13→; für Bremsscheibendurchmesser [mm]: 300		11.0230-0934.1 260128	ATE
2.4 D	120	04/07→12/10	←	08/07→; für Bremsscheibendurchmesser [mm]: 300		11.0230-0934.1 260128	ATE
3.2 AWD	175	04/07→12/10					
D5	136	04/07→12/09					
2.4 D	129	04/09→12/10	←	10/09→; für Bremsscheibendurchmesser [mm]: 300		11.0230-0934.1 260128	ATE
2.5 T	170	04/09→12/12					
2.5 T FlexiFuel	170	04/09→12/11					
D3	100	10/07→12/15	←	05/12→; für Bremsscheibendurchmesser [mm]: 300		11.0230-0934.1 260128	ATE
D4 AWD	120	10/07→12/15	←	01/13→; für Bremsscheibendurchmesser [mm]: 300		11.0230-0934.1 260128	ATE
D5	151	10/08→12/11	←	12/09→; für Bremsscheibendurchmesser [mm]: 300		11.0230-0934.1 260128	ATE
D5	158	04/11→12/15	←	06/11→; für Bremsscheibendurchmesser [mm]: 300		11.0230-0934.1 260128	ATE
D5 AWD	158	04/11→12/15					
D5 AWD	136	04/07→12/09	←	10/07→; für Bremsscheibendurchmesser [mm]: 300		11.0230-0934.1 260128	ATE
T6 AWD	224	01/10→12/15	←	04/11→; für Bremsscheibendurchmesser [mm]: 300		11.0230-0934.1 260128	ATE
<b>Feder, Bremsattel</b>							
1.6 D	80	07/09→12/11	←	01/10→; für Bremsscheibendurchmesser [mm]: 300	2	11.8116-0206.1 390593	ATE
2.0 T	149	09/09→12/11					
			←	01/10→; für Bremsscheibendurchmesser [mm]: 336	2	11.8116-0388.2 390588	ATE
			←	01/10→; für Bremsscheibendurchmesser [mm]: 316	2	11.8116-0388.2 390588	ATE
1.6 DRiVe / D2	84	04/11→12/15	←	für Bremsscheibendurchmesser [mm]: 300	2	11.8116-0206.1 390593	ATE
1.6 T4F	132	01/11→12/15					
2.0	107	10/07→12/11	←	für Bremsscheibendurchmesser [mm]: 316	2	11.8116-0388.2 390588	ATE
2.0 BiFuel	157	03/13→12/15					
2.0 D	100	10/07→12/15	←	für Bremsscheibendurchmesser [mm]: 336	2	11.8116-0388.2 390588	ATE
2.0 FlexiFuel	107	01/08→12/11					
2.5 T	147	08/07→12/09					
2.5 T FlexiFuel	147	05/08→12/09					
3.2	175	08/07→12/10					
3.2	179	04/10→12/14					
3.2 AWD	179	04/10→12/15					
D2	88	03/15→					
D3	110	03/15→					
D3 / D4	120	03/10→12/15					
D4	133	10/13→					
D4 AWD	133	10/13→					
D5 AWD	151	12/09→12/11					
T4	132	10/10→12/15					
T4	140	03/15→					
T5	177	01/10→12/14					
T5	180	10/13→					
T6 AWD	210	08/07→12/10					
2.0 GDI	157	04/12→12/15	←	03/13→; für Bremsscheibendurchmesser [mm]: 300	2	11.8116-0206.1 390593	ATE
			←	03/13→; für Bremsscheibendurchmesser [mm]: 336	2	11.8116-0388.2 390588	ATE
↓							

	kw			 	! #		
<b>VOLVO - V70 III (135) 04/07→</b>							
<b>Feder, Bremssattel</b>							
2.0 GDI	157	04/12→12/15	←	03/13→; für Bremsscheibendurchmesser [mm]: 316	2	11.8116-0388.2 390588	ATE
2.4 D 3.2 AWD D5	120	04/07→12/10	←	08/07→; für Bremsscheibendurchmesser [mm]: 300	2	11.8116-0206.1 390593	ATE
	175	04/07→12/10	←	08/07→; für Bremsscheibendurchmesser [mm]: 336	2	11.8116-0388.2 390588	ATE
	136	04/07→12/09	←	08/07→; für Bremsscheibendurchmesser [mm]: 316	2	11.8116-0388.2 390588	ATE
2.4 D 2.5 T 2.5 T FlexiFuel	129	04/09→12/10	←	10/09→; für Bremsscheibendurchmesser [mm]: 300	2	11.8116-0206.1 390593	ATE
	170	04/09→12/12	←	10/09→; für Bremsscheibendurchmesser [mm]: 316	2	11.8116-0388.2 390588	ATE
	170	04/09→12/11	←	10/09→; für Bremsscheibendurchmesser [mm]: 336	2	11.8116-0388.2 390588	ATE
D3	100	10/07→12/15	←	05/12→; für Bremsscheibendurchmesser [mm]: 300	2	11.8116-0206.1 390593	ATE
			←	05/12→; für Bremsscheibendurchmesser [mm]: 336	2	11.8116-0388.2 390588	ATE
			←	05/12→; für Bremsscheibendurchmesser [mm]: 316	2	11.8116-0388.2 390588	ATE
D4 AWD	120	10/07→12/15	←	01/13→; für Bremsscheibendurchmesser [mm]: 300	2	11.8116-0206.1 390593	ATE
			←	01/13→; für Bremsscheibendurchmesser [mm]: 336	2	11.8116-0388.2 390588	ATE
			←	01/13→; für Bremsscheibendurchmesser [mm]: 316	2	11.8116-0388.2 390588	ATE
D5	151	10/08→12/11	←	12/09→; für Bremsscheibendurchmesser [mm]: 300	2	11.8116-0206.1 390593	ATE
			←	12/09→; für Bremsscheibendurchmesser [mm]: 336	2	11.8116-0388.2 390588	ATE
			←	12/09→; für Bremsscheibendurchmesser [mm]: 316	2	11.8116-0388.2 390588	ATE
D5 D5 AWD	158 158	04/11→12/15 04/11→12/15	←	06/11→; für Bremsscheibendurchmesser [mm]: 300	2	11.8116-0206.1 390593	ATE
			←	06/11→; für Bremsscheibendurchmesser [mm]: 316	2	11.8116-0388.2 390588	ATE
			←	06/11→; für Bremsscheibendurchmesser [mm]: 336	2	11.8116-0388.2 390588	ATE
D5 AWD	136	04/07→12/09	←	10/07→; für Bremsscheibendurchmesser [mm]: 300	2	11.8116-0206.1 390593	ATE
			←	10/07→; für Bremsscheibendurchmesser [mm]: 336	2	11.8116-0388.2 390588	ATE
			←	10/07→; für Bremsscheibendurchmesser [mm]: 316	2	11.8116-0388.2 390588	ATE
T6 AWD	224	01/10→12/15	←	04/11→; für Bremsscheibendurchmesser [mm]: 300	2	11.8116-0206.1 390593	ATE
			←	04/11→; für Bremsscheibendurchmesser [mm]: 316	2	11.8116-0388.2 390588	ATE
			←	04/11→; für Bremsscheibendurchmesser [mm]: 336	2	11.8116-0388.2 390588	ATE
↓							









	kW			 	! #		
<b>VOLVO - V70 III (135) 04/07→</b>							
<b>Führungshülzensatz, Bremsattel</b>							
1.6 D 2.0 T	80 149	07/09→12/11 09/09→12/11	←	01/10→; für Bremsscheibendurchmesser [mm]: 300		11.0101-5407.2 260011	ATE
			←	01/10→; für Bremsscheibendurchmesser [mm]: 336		11.0101-5704.2 260095	ATE
			←	01/10→; für Bremsscheibendurchmesser [mm]: 316		11.0101-5704.2 260095	ATE
1.6 DRIVe / D2 1.6 T4F 2.0 2.0 BiFuel 2.0 D 2.0 FlexiFuel 2.5 T 2.5 T FlexiFuel 3.2 3.2 3.2 AWD D2 D3 D3 / D4 D4 D4 AWD D5 AWD T4 T4 T5 T5 T6 AWD	84 132 107 157 100 107 147 147 175 179 179 88 110 120 133 133 151 132 140 177 180 210	04/11→12/15 01/11→12/15 10/07→12/11 03/13→12/15 10/07→12/15 01/08→12/11 08/07→12/09 05/08→12/09 08/07→12/10 04/10→12/14 04/10→12/15 03/15→ 03/15→ 03/10→12/15 10/13→ 10/13→ 12/09→12/11 10/10→12/15 03/15→ 01/10→12/14 10/13→ 08/07→12/10	←	für Bremsscheibendurchmesser [mm]: 300		11.0101-5407.2 260011	ATE
			←	für Bremsscheibendurchmesser [mm]: 316		11.0101-5704.2 260095	ATE
			←	für Bremsscheibendurchmesser [mm]: 336		11.0101-5704.2 260095	ATE
2.0 GDI	157	04/12→12/15	←	03/13→; für Bremsscheibendurchmesser [mm]: 300		11.0101-5407.2 260011	ATE
			←	03/13→; für Bremsscheibendurchmesser [mm]: 316		11.0101-5704.2 260095	ATE
			←	03/13→; für Bremsscheibendurchmesser [mm]: 336		11.0101-5704.2 260095	ATE
2.4 D 3.2 AWD D5	120 175 136	04/07→12/10 04/07→12/10 04/07→12/09	←	08/07→; für Bremsscheibendurchmesser [mm]: 300		11.0101-5407.2 260011	ATE
			←	08/07→; für Bremsscheibendurchmesser [mm]: 316		11.0101-5704.2 260095	ATE
			←	08/07→; für Bremsscheibendurchmesser [mm]: 336		11.0101-5704.2 260095	ATE
2.4 D 2.5 T 2.5 T FlexiFuel	129 170 170	04/09→12/10 04/09→12/12 04/09→12/11	←	10/09→; für Bremsscheibendurchmesser [mm]: 300		11.0101-5407.2 260011	ATE
			←	10/09→; für Bremsscheibendurchmesser [mm]: 336		11.0101-5704.2 260095	ATE
			←	10/09→; für Bremsscheibendurchmesser [mm]: 316		11.0101-5704.2 260095	ATE
D3	100	10/07→12/15	←	05/12→; für Bremsscheibendurchmesser [mm]: 300		11.0101-5407.2 260011	ATE
			←	05/12→; für Bremsscheibendurchmesser [mm]: 336		11.0101-5704.2 260095	ATE
			←	05/12→; für Bremsscheibendurchmesser [mm]: 316		11.0101-5704.2 260095	ATE
D4 AWD	120	10/07→12/15	←	01/13→; für Bremsscheibendurchmesser [mm]: 300		11.0101-5407.2 260011	ATE
			←	01/13→; für Bremsscheibendurchmesser [mm]: 316		11.0101-5704.2 260095	ATE
			←	01/13→; für Bremsscheibendurchmesser [mm]: 336		11.0101-5704.2 260095	ATE
D5	151	10/08→12/11	←	12/09→; für Bremsscheibendurchmesser [mm]: 300		11.0101-5407.2 260011	ATE
↓							

	kW			 	! #		
<b>VOLVO - V70 III (135) 04/07→</b>							
<b>Führungshülzensatz, Bremsattel</b>							
D5	151	10/08→12/11	←	12/09→; für Bremsscheibendurchmesser [mm]: 316	11.0101-5704.2	260095	ATE
			←	12/09→; für Bremsscheibendurchmesser [mm]: 336	11.0101-5704.2	260095	ATE
D5 D5 AWD	158 158	04/11→12/15 04/11→12/15	←	06/11→; für Bremsscheibendurchmesser [mm]: 300	11.0101-5407.2	260011	ATE
			←	06/11→; für Bremsscheibendurchmesser [mm]: 316	11.0101-5704.2	260095	ATE
			←	06/11→; für Bremsscheibendurchmesser [mm]: 336	11.0101-5704.2	260095	ATE
D5 AWD	136	04/07→12/09	←	10/07→; für Bremsscheibendurchmesser [mm]: 300	11.0101-5407.2	260011	ATE
			←	10/07→; für Bremsscheibendurchmesser [mm]: 316	11.0101-5704.2	260095	ATE
			←	10/07→; für Bremsscheibendurchmesser [mm]: 336	11.0101-5704.2	260095	ATE
T6 AWD	224	01/10→12/15	←	04/11→; für Bremsscheibendurchmesser [mm]: 300	11.0101-5407.2	260011	ATE
			←	04/11→; für Bremsscheibendurchmesser [mm]: 336	11.0101-5704.2	260095	ATE
			←	04/11→; für Bremsscheibendurchmesser [mm]: 316	11.0101-5704.2	260095	ATE
<b>Führungsbolzen, Bremsattel</b>							
1.6 D 2.0 T	80 149	07/09→12/11 09/09→12/11		01/10→; für Bremsscheibendurchmesser [mm]: 316	11.8171-0008.1	990049	ATE
				01/10→; für Bremsscheibendurchmesser [mm]: 300	11.8171-0008.1	990049	ATE
				01/10→; für Bremsscheibendurchmesser [mm]: 336	11.8171-0008.1	990049	ATE
1.6 DRiVe / D2 1.6 T4F 2.0 2.0 BiFuel 2.0 D 2.0 FlexiFuel 2.5 T 2.5 T FlexiFuel 3.2 3.2 3.2 AWD D2 D3 D3 / D4 D4 D4 AWD D5 AWD T4 T4 T5 T5 T6 AWD	84 132 107 157 100 107 147 147 175 179 179 88 110 120 133 133 151 132 140 177 180 210	04/11→12/15 01/11→12/15 10/07→12/11 03/13→12/15 10/07→12/15 01/08→12/11 08/07→12/09 05/08→12/09 08/07→12/10 04/10→12/14 04/10→12/15 03/15→ 03/15→ 03/10→12/15 10/13→ 10/13→ 12/09→12/11 10/10→12/15 03/15→ 01/10→12/14 10/13→ 08/07→12/10		für Bremsscheibendurchmesser [mm]: 316 für Bremsscheibendurchmesser [mm]: 336 für Bremsscheibendurchmesser [mm]: 300	11.8171-0008.1	990049	ATE
2.0 GDI	157	04/12→12/15		03/13→; für Bremsscheibendurchmesser [mm]: 316	11.8171-0008.1	990049	ATE
				03/13→; für Bremsscheibendurchmesser [mm]: 336	11.8171-0008.1	990049	ATE
				03/13→; für Bremsscheibendurchmesser [mm]: 300	11.8171-0008.1	990049	ATE
2.4 D 3.2 AWD D5 ↓	120 175 136	04/07→12/10 04/07→12/10 04/07→12/09		08/07→; für Bremsscheibendurchmesser [mm]: 336	11.8171-0008.1	990049	ATE








	kw			 	! #		
<b>VOLVO - V70 III (135) 04/07→</b>							
<b>Führungsbolzen, Bremsattel</b>							
2.4 D 3.2 AWD D5	120 175 136	04/07→12/10 04/07→12/10 04/07→12/09		08/07→; für Bremsscheibendurchmesser [mm]: 316		11.8171-0008.1 990049	ATE
				08/07→; für Bremsscheibendurchmesser [mm]: 300		11.8171-0008.1 990049	ATE
2.4 D 2.5 T 2.5 T FlexiFuel	129 170 170	04/09→12/10 04/09→12/12 04/09→12/11		10/09→; für Bremsscheibendurchmesser [mm]: 336		11.8171-0008.1 990049	ATE
				10/09→; für Bremsscheibendurchmesser [mm]: 316		11.8171-0008.1 990049	ATE
				10/09→; für Bremsscheibendurchmesser [mm]: 300		11.8171-0008.1 990049	ATE
D3	100	10/07→12/15		05/12→; für Bremsscheibendurchmesser [mm]: 336		11.8171-0008.1 990049	ATE
				05/12→; für Bremsscheibendurchmesser [mm]: 316		11.8171-0008.1 990049	ATE
				05/12→; für Bremsscheibendurchmesser [mm]: 300		11.8171-0008.1 990049	ATE
D4 AWD	120	10/07→12/15		01/13→; für Bremsscheibendurchmesser [mm]: 316		11.8171-0008.1 990049	ATE
				01/13→; für Bremsscheibendurchmesser [mm]: 336		11.8171-0008.1 990049	ATE
				01/13→; für Bremsscheibendurchmesser [mm]: 300		11.8171-0008.1 990049	ATE
D5	151	10/08→12/11		12/09→; für Bremsscheibendurchmesser [mm]: 336		11.8171-0008.1 990049	ATE
				12/09→; für Bremsscheibendurchmesser [mm]: 316		11.8171-0008.1 990049	ATE
				12/09→; für Bremsscheibendurchmesser [mm]: 300		11.8171-0008.1 990049	ATE
D5 D5 AWD	158 158	04/11→12/15 04/11→12/15		06/11→; für Bremsscheibendurchmesser [mm]: 300		11.8171-0008.1 990049	ATE
				06/11→; für Bremsscheibendurchmesser [mm]: 316		11.8171-0008.1 990049	ATE
				06/11→; für Bremsscheibendurchmesser [mm]: 336		11.8171-0008.1 990049	ATE
D5 AWD	136	04/07→12/09		10/07→; für Bremsscheibendurchmesser [mm]: 300		11.8171-0008.1 990049	ATE
				10/07→; für Bremsscheibendurchmesser [mm]: 336		11.8171-0008.1 990049	ATE
				10/07→; für Bremsscheibendurchmesser [mm]: 316		11.8171-0008.1 990049	ATE
T6 AWD	224	01/10→12/15		04/11→; für Bremsscheibendurchmesser [mm]: 300		11.8171-0008.1 990049	ATE
				04/11→; für Bremsscheibendurchmesser [mm]: 336		11.8171-0008.1 990049	ATE
				04/11→; für Bremsscheibendurchmesser [mm]: 316		11.8171-0008.1 990049	ATE
<b>Dichtungssatz, Bremsattel</b>							
1.6 D 2.0 T	80 149	07/09→12/11 09/09→12/11	←	01/10→; für Bremsscheibendurchmesser [mm]: 300		11.0441-6008.2 250038	ATE für Kolben-Ø [mm]: 60
			←	01/10→; für Bremsscheibendurchmesser [mm]: 336		11.0441-6008.2 250038	ATE für Kolben-Ø [mm]: 60
↓							

	kW			 	! #		
<b>VOLVO - V70 III (135) 04/07→</b>							
<b>Dichtungssatz, Bremsattel</b>							
1.6 D 2.0 T	80 149	07/09→12/11 09/09→12/11	←	01/10→; für Bremsscheibendurchmesser [mm]: 316		11.0441-6008.2 250038	ATE für Kolben-Ø [mm]: 60
1.6 DRIVe / D2 1.6 T4F 2.0 2.0 BiFuel 2.0 D 2.0 FlexiFuel 2.5 T 2.5 T FlexiFuel 3.2 3.2 3.2 AWD D2 D3 D3 / D4 D4 D4 AWD D5 AWD T4 T4 T5 T5 T6 AWD	84 132 107 157 100 107 147 147 175 179 179 88 110 120 133 133 151 132 140 177 180 210	04/11→12/15 01/11→12/15 10/07→12/11 03/13→12/15 10/07→12/15 01/08→12/11 08/07→12/09 05/08→12/09 08/07→12/10 04/10→12/14 04/10→12/15 03/15→ 03/15→ 03/10→12/15 10/13→ 10/13→ 12/09→12/11 10/10→12/15 03/15→ 01/10→12/14 10/13→ 08/07→12/10	← ← ← ←	für Bremsscheibendurchmesser [mm]: 316 für Bremsscheibendurchmesser [mm]: 300 für Bremsscheibendurchmesser [mm]: 336		11.0441-6008.2 250038 11.0441-6008.2 250038 11.0441-6008.2 250038	ATE für Kolben-Ø [mm]: 60 ATE für Kolben-Ø [mm]: 60 ATE für Kolben-Ø [mm]: 60
2.0 GDI	157	04/12→12/15	← ← ←	03/13→; für Bremsscheibendurchmesser [mm]: 316 03/13→; für Bremsscheibendurchmesser [mm]: 300 03/13→; für Bremsscheibendurchmesser [mm]: 336		11.0441-6008.2 250038 11.0441-6008.2 250038 11.0441-6008.2 250038	ATE für Kolben-Ø [mm]: 60 ATE für Kolben-Ø [mm]: 60 ATE für Kolben-Ø [mm]: 60
2.4 D 3.2 AWD D5	120 175 136	04/07→12/10 04/07→12/10 04/07→12/09	← ← ←	08/07→; für Bremsscheibendurchmesser [mm]: 316 08/07→; für Bremsscheibendurchmesser [mm]: 336 08/07→; für Bremsscheibendurchmesser [mm]: 300		11.0441-6008.2 250038 11.0441-6008.2 250038 11.0441-6008.2 250038	ATE für Kolben-Ø [mm]: 60 ATE für Kolben-Ø [mm]: 60 ATE für Kolben-Ø [mm]: 60
2.4 D 2.5 T 2.5 T FlexiFuel	129 170 170	04/09→12/10 04/09→12/12 04/09→12/11	← ← ←	10/09→; für Bremsscheibendurchmesser [mm]: 300 10/09→; für Bremsscheibendurchmesser [mm]: 336 10/09→; für Bremsscheibendurchmesser [mm]: 316		11.0441-6008.2 250038 11.0441-6008.2 250038 11.0441-6008.2 250038	ATE für Kolben-Ø [mm]: 60 ATE für Kolben-Ø [mm]: 60 ATE für Kolben-Ø [mm]: 60
D3	100	10/07→12/15	← ← ←	05/12→; für Bremsscheibendurchmesser [mm]: 336 05/12→; für Bremsscheibendurchmesser [mm]: 300 05/12→; für Bremsscheibendurchmesser [mm]: 316		11.0441-6008.2 250038 11.0441-6008.2 250038 11.0441-6008.2 250038	ATE für Kolben-Ø [mm]: 60 ATE für Kolben-Ø [mm]: 60 ATE für Kolben-Ø [mm]: 60
D4 AWD	120	10/07→12/15	← ← ←	01/13→; für Bremsscheibendurchmesser [mm]: 316 01/13→; für Bremsscheibendurchmesser [mm]: 336 01/13→; für Bremsscheibendurchmesser [mm]: 300		11.0441-6008.2 250038 11.0441-6008.2 250038 11.0441-6008.2 250038	ATE für Kolben-Ø [mm]: 60 ATE für Kolben-Ø [mm]: 60 ATE für Kolben-Ø [mm]: 60
D5	151	10/08→12/11	← ← ←	12/09→; für Bremsscheibendurchmesser [mm]: 300 12/09→; für Bremsscheibendurchmesser [mm]: 316 12/09→; für Bremsscheibendurchmesser [mm]: 336		11.0441-6008.2 250038 11.0441-6008.2 250038 11.0441-6008.2 250038	ATE für Kolben-Ø [mm]: 60 ATE für Kolben-Ø [mm]: 60 ATE für Kolben-Ø [mm]: 60
↓							





















	kw			 	! #			
<b>VOLVO - V70 III (135) 04/07→</b>								
<b>Dichtungssatz, Bremsattel</b>								
D5 D5 AWD	158	04/11→12/15	←	06/11→; für Bremsscheibendurchmesser [mm]: 300		11.0441-6008.2	250038	ATE für Kolben-Ø [mm]: 60
	158	04/11→12/15	←	06/11→; für Bremsscheibendurchmesser [mm]: 316		11.0441-6008.2	250038	ATE für Kolben-Ø [mm]: 60
			←	06/11→; für Bremsscheibendurchmesser [mm]: 336		11.0441-6008.2	250038	ATE für Kolben-Ø [mm]: 60
D5 AWD	136	04/07→12/09	←	10/07→; für Bremsscheibendurchmesser [mm]: 316		11.0441-6008.2	250038	ATE für Kolben-Ø [mm]: 60
			←	10/07→; für Bremsscheibendurchmesser [mm]: 336		11.0441-6008.2	250038	ATE für Kolben-Ø [mm]: 60
			←	10/07→; für Bremsscheibendurchmesser [mm]: 300		11.0441-6008.2	250038	ATE für Kolben-Ø [mm]: 60
T6 AWD	224	01/10→12/15	←	04/11→; für Bremsscheibendurchmesser [mm]: 300		11.0441-6008.2	250038	ATE für Kolben-Ø [mm]: 60
			←	04/11→; für Bremsscheibendurchmesser [mm]: 336		11.0441-6008.2	250038	ATE für Kolben-Ø [mm]: 60
			←	04/11→; für Bremsscheibendurchmesser [mm]: 316		11.0441-6008.2	250038	ATE für Kolben-Ø [mm]: 60
<b> Bremsschlauch</b>								
1.6 D 2.0 T	80	07/09→12/11	←	01/10→; passend für Felgengröße [Zoll]: 17 / 18	2	24.5162-0375.3	331203	L= 375
	149	09/09→12/11	←	01/10→; passend für Felgengröße [Zoll]: 16	2	24.5162-0390.3	331199	L= 390
			→	☐; 01/10→; → 24894; + eFSB		24.5133-0310.3	331197	L= 330
			→	☐; 24895→ 125608; + eFSB		24.5133-0310.3	331197	L= 330
			→	☐; 125609→; + eFSB		24.5133-0310.3	331197	L= 330
			→	☐; 125609→; + eFSB		24.5133-0311.3	331198	L= 310
			→	☐; 24895→ 125608; + eFSB		24.5133-0311.3	331198	L= 310
			→	01/10→; für Linkslenker; - eFSB	2	24.5162-0185.3	331202	L= 185
			→	24895→; für Rechtslenker; - eFSB	2	24.5162-0185.3	331202	L= 185
			→	01/10→; → 24894; für Rechtslenker; - eFSB	2	24.5162-0185.3	331202	L= 185
1.6 DRIVe / D2 1.6 T4F 2.0 2.0 D 2.0 FlexiFuel 2.5 T 2.5 T FlexiFuel 3.2 3.2 3.2 AWD D3 / D4 D5 AWD T4 T5 T6 AWD	84	04/11→12/15	←	passend für Felgengröße [Zoll]: 17 / 18	2	24.5162-0375.3	331203	L= 375
	132	01/11→12/15	←	passend für Felgengröße [Zoll]: 16	2	24.5162-0390.3	331199	L= 390
	107	10/07→12/11	←	passend für Felgengröße [Zoll]: 16	2	24.5162-0390.3	331199	L= 390
	100	10/07→12/15	→	☐; 24895→ 125608; + eFSB		24.5133-0310.3	331197	L= 330
	107	01/08→12/11	→	☐; → 24894; + eFSB		24.5133-0310.3	331197	L= 330
	147	08/07→12/09	→	☐; → 24894; + eFSB		24.5133-0310.3	331197	L= 330
	147	05/08→12/09	→	☐; 125609→; + eFSB		24.5133-0310.3	331197	L= 330
	175	08/07→12/10	→	☐; 125609→; + eFSB		24.5133-0310.3	331197	L= 330
	179	04/10→12/14	→	☐; 24895→ 125608; + eFSB		24.5133-0311.3	331198	L= 310
	179	04/10→12/15	→	☐; 125609→; + eFSB		24.5133-0311.3	331198	L= 310
120	03/10→12/15	→	☐; 125609→; + eFSB		24.5133-0311.3	331198	L= 310	
151	12/09→12/11	→	24895→; für Rechtslenker; - eFSB	2	24.5162-0185.3	331202	L= 185	
132	10/10→12/15	→	für Linkslenker; - eFSB	2	24.5162-0185.3	331202	L= 185	
177	01/10→12/14	→	für Linkslenker; - eFSB	2	24.5162-0185.3	331202	L= 185	
210	08/07→12/10	→	→ 24894; für Rechtslenker; - eFSB	2	24.5162-0185.3	331202	L= 185	
2.0 BiFuel	157	03/13→12/15	←	passend für Felgengröße [Zoll]: 17 / 18	2	24.5162-0375.3	331203	L= 375
			←	passend für Felgengröße [Zoll]: 16	2	24.5162-0390.3	331199	L= 390
			→	☐; → 24894; + eFSB		24.5133-0310.3	331197	L= 330
			→	☐; 125609→; + eFSB		24.5133-0310.3	331197	L= 330
			→	☐; 24895→ 125608; + eFSB		24.5133-0310.3	331197	L= 330
			→	☐; 24895→ 125608; + eFSB		24.5133-0311.3	331198	L= 310
			→	☐; 125609→; + eFSB		24.5133-0311.3	331198	L= 310
			→	für Linkslenker; - eFSB	2	24.5162-0185.3	331202	L= 185
2.0 GDI	157	04/12→12/15	←	03/13→; passend für Felgengröße [Zoll]: 17 / 18	2	24.5162-0375.3	331203	L= 375
			←	03/13→; passend für Felgengröße [Zoll]: 16	2	24.5162-0390.3	331199	L= 390
			→	☐; 24895→ 125608; + eFSB		24.5133-0310.3	331197	L= 330











	kw			 	! #			
<b>VOLVO - V70 III (135) 04/07→</b>								
<b>Bremsschlauch</b>								
2.0 GDI	157	04/12→12/15	➔	☐; 125609→; + eFSB	2	24.5133-0310.3	331197	L= 330
			➔	☐; 03/13→; → 24894; + eFSB		24.5133-0310.3	331197	L= 330
			➔	☐; 24895→ 125608; + eFSB		24.5133-0311.3	331198	L= 310
			➔	☐; 125609→; + eFSB		24.5133-0311.3	331198	L= 310
			➔	03/13→; für Linkslenker; - eFSB	2	24.5162-0185.3	331202	L= 185
2.4 D 3.2 AWD D5	120 175 136	04/07→12/10 04/07→12/10 04/07→12/09	←	08/07→; passend für Felgengröße [Zoll]: 17 / 18	2	24.5162-0375.3	331203	L= 375
			←	08/07→; passend für Felgengröße [Zoll]: 16	2	24.5162-0390.3	331199	L= 390
			➔	☐; 125609→; + eFSB		24.5133-0310.3	331197	L= 330
			➔	☐; 08/07→; → 24894; + eFSB		24.5133-0310.3	331197	L= 330
			➔	☐; 24895→ 125608; + eFSB		24.5133-0310.3	331197	L= 330
			➔	☐; 24895→ 125608; + eFSB		24.5133-0311.3	331198	L= 310
			➔	☐; 125609→; + eFSB		24.5133-0311.3	331198	L= 310
			➔	08/07→; für Rechtslenker; → 24894; - eFSB	2	24.5162-0185.3	331202	L= 185
			➔	08/07→; für Linkslenker; - eFSB	2	24.5162-0185.3	331202	L= 185
			➔	24895→; für Rechtslenker; - eFSB	2	24.5162-0185.3	331202	L= 185
2.4 D 2.5 T 2.5 T FlexiFuel	129 170 170	04/09→12/10 04/09→12/12 04/09→12/11	←	10/09→; passend für Felgengröße [Zoll]: 17 / 18	2	24.5162-0375.3	331203	L= 375
			←	10/09→; passend für Felgengröße [Zoll]: 16	2	24.5162-0390.3	331199	L= 390
			➔	☐; 24895→ 125608; + eFSB		24.5133-0310.3	331197	L= 330
			➔	☐; 125609→; + eFSB		24.5133-0310.3	331197	L= 330
			➔	☐; 10/09→; → 24894; + eFSB		24.5133-0310.3	331197	L= 330
			➔	☐; 24895→ 125608; + eFSB		24.5133-0311.3	331198	L= 310
			➔	☐; 125609→; + eFSB		24.5133-0311.3	331198	L= 310
			➔	24895→; für Rechtslenker; - eFSB	2	24.5162-0185.3	331202	L= 185
			➔	10/09→; → 24894; für Rechtslenker; - eFSB	2	24.5162-0185.3	331202	L= 185
			➔	10/09→; für Linkslenker; - eFSB	2	24.5162-0185.3	331202	L= 185
D2 D3 T4	88 110 140	03/15→ 03/15→ 03/15→	←	passend für Felgengröße [Zoll]: 17 / 18	2	24.5162-0375.3	331203	L= 375
			←	passend für Felgengröße [Zoll]: 16	2	24.5162-0390.3	331199	L= 390
			➔	für Linkslenker; - eFSB	2	24.5162-0185.3	331202	L= 185
D3	100	10/07→12/15	←	05/12→; passend für Felgengröße [Zoll]: 17 / 18	2	24.5162-0375.3	331203	L= 375
			←	05/12→; passend für Felgengröße [Zoll]: 16	2	24.5162-0390.3	331199	L= 390
			➔	☐; 05/12→; → 24894; + eFSB		24.5133-0310.3	331197	L= 330
			➔	☐; 24895→ 125608; + eFSB		24.5133-0310.3	331197	L= 330
			➔	☐; 125609→; + eFSB		24.5133-0310.3	331197	L= 330
			➔	☐; 125609→; + eFSB		24.5133-0311.3	331198	L= 310
			➔	☐; 24895→ 125608; + eFSB		24.5133-0311.3	331198	L= 310
			➔	05/12→; für Linkslenker; - eFSB	2	24.5162-0185.3	331202	L= 185
			➔	24895→; für Rechtslenker; - eFSB	2	24.5162-0185.3	331202	L= 185
			➔	05/12→; → 24894; für Rechtslenker; - eFSB	2	24.5162-0185.3	331202	L= 185
D4 D4 AWD T5	133 133 180	10/13→ 10/13→ 10/13→	←	passend für Felgengröße [Zoll]: 17 / 18	2	24.5162-0375.3	331203	L= 375
			←	passend für Felgengröße [Zoll]: 16	2	24.5162-0390.3	331199	L= 390
			➔	☐; + eFSB		24.5133-0310.3	331197	L= 330
			➔	☐; + eFSB		24.5133-0311.3	331198	L= 310
			➔	- eFSB	2	24.5162-0185.3	331202	L= 185
D4 AWD	120	10/07→12/15	←	01/13→; passend für Felgengröße [Zoll]: 17 / 18	2	24.5162-0375.3	331203	L= 375
			←	01/13→; passend für Felgengröße [Zoll]: 16	2	24.5162-0390.3	331199	L= 390
			➔	☐; 125609→; + eFSB		24.5133-0310.3	331197	L= 330
			➔	☐; 24895→ 125608; + eFSB		24.5133-0310.3	331197	L= 330
			➔	☐; 01/13→; → 24894; + eFSB		24.5133-0310.3	331197	L= 330











	kw			 	! #			
<b>VOLVO - V70 III (135) 04/07→</b>								
<b>Bremsschlauch</b>								
D4 AWD	120	10/07→12/15	➡	☐; 24895→ 125608; + eFSB		24.5133-0311.3	331198	L= 310
			➡	☐; 125609→; + eFSB		24.5133-0311.3	331198	L= 310
			➡	01/13→; → 24894; für Rechtslenker; - eFSB	2	24.5162-0185.3	331202	L= 185
			➡	24895→; für Rechtslenker; - eFSB	2	24.5162-0185.3	331202	L= 185
			➡	01/13→; für Linkslenker; - eFSB	2	24.5162-0185.3	331202	L= 185
D5	151	10/08→12/11	←	12/09→; passend für Felgengröße [Zoll]: 17 / 18	2	24.5162-0375.3	331203	L= 375
			←	12/09→; passend für Felgengröße [Zoll]: 16	2	24.5162-0390.3	331199	L= 390
			➡	☐; 24895→ 125608; + eFSB		24.5133-0310.3	331197	L= 330
			➡	☐; 125609→; + eFSB		24.5133-0310.3	331197	L= 330
			➡	☐; 12/09→; → 24894; + eFSB		24.5133-0310.3	331197	L= 330
			➡	☐; 24895→ 125608; + eFSB		24.5133-0311.3	331198	L= 310
			➡	☐; 125609→; + eFSB		24.5133-0311.3	331198	L= 310
			➡	12/09→; für Linkslenker; - eFSB	2	24.5162-0185.3	331202	L= 185
			➡	24895→; für Rechtslenker; - eFSB	2	24.5162-0185.3	331202	L= 185
			➡	12/09→; → 24894; für Rechtslenker; - eFSB	2	24.5162-0185.3	331202	L= 185
D5	158	04/11→12/15	←	06/11→; passend für Felgengröße [Zoll]: 17 / 18	2	24.5162-0375.3	331203	L= 375
			←	06/11→; passend für Felgengröße [Zoll]: 16	2	24.5162-0390.3	331199	L= 390
			➡	☐; 24895→ 125608; + eFSB		24.5133-0310.3	331197	L= 330
			➡	☐; 125609→; + eFSB		24.5133-0310.3	331197	L= 330
			➡	☐; 06/11→; → 24894; + eFSB		24.5133-0310.3	331197	L= 330
			➡	☐; 24895→ 125608; + eFSB		24.5133-0311.3	331198	L= 310
			➡	☐; 125609→; + eFSB		24.5133-0311.3	331198	L= 310
			➡	06/11→; für Linkslenker; - eFSB	2	24.5162-0185.3	331202	L= 185
			➡	06/11→; für Rechtslenker; → 24894; - eFSB	2	24.5162-0185.3	331202	L= 185
			D5 AWD	136	04/07→12/09	←	10/07→; passend für Felgengröße [Zoll]: 17 / 18	2
←	10/07→; passend für Felgengröße [Zoll]: 16	2				24.5162-0390.3	331199	L= 390
➡	☐; 10/07→; → 24894; + eFSB					24.5133-0310.3	331197	L= 330
➡	☐; 24895→ 125608; + eFSB					24.5133-0310.3	331197	L= 330
➡	☐; 125609→; + eFSB					24.5133-0310.3	331197	L= 330
➡	☐; 125609→; + eFSB					24.5133-0311.3	331198	L= 310
➡	☐; 24895→ 125608; + eFSB					24.5133-0311.3	331198	L= 310
➡	10/07→; → 24894; für Rechtslenker; - eFSB	2				24.5162-0185.3	331202	L= 185
➡	10/07→; für Linkslenker; - eFSB	2				24.5162-0185.3	331202	L= 185
➡	24895→; für Rechtslenker; - eFSB	2				24.5162-0185.3	331202	L= 185
D5 AWD	158	04/11→12/15	←	06/11→; passend für Felgengröße [Zoll]: 17 / 18	2	24.5162-0375.3	331203	L= 375
			←	06/11→; passend für Felgengröße [Zoll]: 16	2	24.5162-0390.3	331199	L= 390
			➡	☐; 125609→; + eFSB		24.5133-0310.3	331197	L= 330
			➡	☐; 24895→ 125608; + eFSB		24.5133-0310.3	331197	L= 330
			➡	☐; 06/11→; → 24894; + eFSB		24.5133-0310.3	331197	L= 330
			➡	☐; 24895→ 125608; + eFSB		24.5133-0311.3	331198	L= 310
			➡	☐; 125609→; + eFSB		24.5133-0311.3	331198	L= 310
			➡	06/11→; für Linkslenker; - eFSB	2	24.5162-0185.3	331202	L= 185
			➡	24895→; für Rechtslenker; - eFSB	2	24.5162-0185.3	331202	L= 185
			➡	06/11→; für Rechtslenker; → 24894; - eFSB	2	24.5162-0185.3	331202	L= 185
T6 AWD	224	01/10→12/15	←	04/11→; passend für Felgengröße [Zoll]: 17 / 18	2	24.5162-0375.3	331203	L= 375
			←	04/11→; passend für Felgengröße [Zoll]: 16	2	24.5162-0390.3	331199	L= 390
↓								

	kw			 	! #		
<b>VOLVO - V70 III (135) 04/07→</b>							
 <b>Bremsschlauch</b>							
T6 AWD	224	01/10→12/15	➔	☐; 04/11→; → 24894; + eFSB		24.5133-0310.3 331197	L= 330
			➔	☐; 125609→; + eFSB		24.5133-0310.3 331197	L= 330
			➔	☐; 24895→ 125608; + eFSB		24.5133-0310.3 331197	L= 330
			➔	☐; 24895→ 125608; + eFSB		24.5133-0311.3 331198	L= 310
			➔	☐; 125609→; + eFSB		24.5133-0311.3 331198	L= 310
			➔	04/11→; → 24894; für Rechtslenker; - eFSB	2	24.5162-0185.3 331202	L= 185
			➔	24895→; für Rechtslenker; - eFSB	2	24.5162-0185.3 331202	L= 185
			➔	04/11→; für Linkslenker; - eFSB	2	24.5162-0185.3 331202	L= 185
<b>VOLVO - V90 Kombi (965) 11/96→12/98</b>							
 <b>Bremssattel</b>							
2.5	125	11/96→10/98	←	☐		24.3571-1707.5 240079	TRW Ø 57 - Halter
2.5	132	11/96→10/97	←	☐		24.3571-1708.5 240080	TRW Ø 57 - Halter
2.9	132	01/97→12/98	←	☐			
2.9	150	01/97→12/98	←	☐			
<b>Zubehörsatz, Bremssattel</b>							
2.5	125	11/96→10/98	←			24.0101-3601.2 260044	TRW
2.5	132	11/96→10/97	←				
2.9	132	01/97→12/98	←				
2.9	150	01/97→12/98	←				
 <b>Bremsschlauch</b>							
2.5	125	11/96→10/98	←		2	83.6124-0380.3 330268	L= 380
2.5	132	11/96→10/97	←		2	83.6134-0300.3 330725	L= 300
2.9	132	01/97→12/98	➔				
2.9	150	01/97→12/98	➔				
<b>VOLVO - XC40 (536) 10/17→</b>							
<b>Führungsbolzen, Bremssattel</b>							
1.5 T3	115	05/18→	←	18"		11.8171-0096.1 250155	ATE
2.0 D3	110	10/17→	←				
2.0 D4 AWD	140	10/17→	←				
2.0 T4	140	05/18→	←				
2.0 T4 AWD	140	05/18→	←				
T5 AWD	182	10/17→	←				
<b>VOLVO - XC60 (156) 05/08→</b>							
 <b>Bremssattel</b>							
2.0 T	149	12/09→12/12	➔	☐; 03/10→; V		24.6241-1703.7 220971	TRW Ø 41 + EMot / - Halter + FSB
			➔	☐; 03/10→; V		24.6241-1704.7 220972	TRW Ø 41 + EMot / - Halter + FSB
2.4 D	129	04/09→12/10	➔	☐; V		24.6241-1703.7 220971	TRW Ø 41 + EMot / - Halter + FSB
2.4 D AWD	129	06/09→12/10	➔	☐; V		24.6241-1703.7 220971	TRW Ø 41 + EMot / - Halter + FSB
3.2 AWD	175	07/09→12/10	➔	☐; V		24.6241-1704.7 220972	TRW Ø 41 + EMot / - Halter + FSB
3.2 AWD	179	03/10→12/15	➔	☐; V		24.6241-1704.7 220972	TRW Ø 41 + EMot / - Halter + FSB
D3	100	04/12→12/15	➔				
D3	110	03/15→02/17	➔				
D3 / D4	120	03/10→12/14	➔				
D4	133	10/13→12/15	➔				
D4	140	03/15→02/17	➔				
D4 AWD	133	10/13→12/15	➔				
D4 AWD	140	03/15→02/17	➔				
D5	158	06/11→02/17	➔				
D5 AWD	151	07/09→06/11	➔				
D5 AWD	162	03/15→02/17	➔				
D5 AWD	169	04/14→12/15	➔				
T5	177	09/10→12/14	➔				
T5	180	10/13→	➔				
T5 AWD	180	10/15→02/17	➔				
T5 AWD	187	04/14→02/17	➔				
T6	225	10/13→	➔				
T6 AWD	225	10/13→	➔				
T6 AWD	224	03/10→12/15	➔				
T6 AWD	242	04/14→12/15	➔				
2.4 D / D3 / D4 AWD	120	05/08→02/17	➔	☐; 09/08→; V		24.6241-1703.7 220971	TRW Ø 41 + EMot / - Halter + FSB
D5 AWD	136	05/08→12/09	➔	☐; 09/08→; V		24.6241-1704.7 220972	TRW Ø 41 + EMot / - Halter + FSB
T6 AWD	210	05/08→12/10	➔	☐; 09/08→; V		24.6241-1704.7 220972	TRW Ø 41 + EMot / - Halter + FSB
D5 AWD	158	04/11→12/15	➔	☐; 06/11→; V		24.6241-1703.7 220971	TRW Ø 41 + EMot / - Halter + FSB
↓							






























































































	kW			 	! #		
<b>VOLVO - XC60 (156) 05/08 →</b>							
<b> Bremssattel</b>							
D5 AWD	158	04/11→12/15	➔	☐; 06/11→; V		24.6241-1704.7 220972	TRW Ø 41 + EMot / - Halter + FSB
<b>Feder, Bremssattel</b>							
2.0 T	149	12/09→12/12		03/10→	2	11.8116-0133.1 390511	ATE
2.4 D	129	04/09→12/10			2	11.8116-0133.1 390511	ATE
2.4 D AWD	129	06/09→12/10					
3.2 AWD	175	07/09→12/10					
3.2 AWD	179	03/10→12/15					
D3	100	04/12→12/15					
D3 / D4	120	03/10→12/14					
D4	133	10/13→12/15					
D4 AWD	133	10/13→12/15					
D5	158	06/11→02/17					
D5 AWD	151	07/09→06/11					
D5 AWD	169	04/14→12/15					
T5	177	09/10→12/14					
T5	180	10/13→					
T5 AWD	180	10/15→02/17					
T5 AWD	187	04/14→02/17					
T6	225	10/13→					
T6 AWD	225	10/13→					
T6 AWD	224	03/10→12/15					
T6 AWD	242	04/14→12/15					
2.4 D / D3 / D4 AWD	120	05/08→02/17		09/08→	2	11.8116-0133.1 390511	ATE
D5 AWD	136	05/08→12/09					
T6 AWD	210	05/08→12/10					
D5 AWD	158	04/11→12/15		06/11→	2	11.8116-0133.1 390511	ATE
<b>Führungshülzensatz, Bremssattel</b>							
2.0 T	149	12/09→12/12	➔	03/10→		11.0101-7003.2 260124	ATE
2.4 D	129	04/09→12/10	➔			11.0101-7003.2 260124	ATE
2.4 D AWD	129	06/09→12/10					
3.2 AWD	175	07/09→12/10					
3.2 AWD	179	03/10→12/15					
D3	100	04/12→12/15					
D3 / D4	120	03/10→12/14					
D4	133	10/13→12/15					
D4 AWD	133	10/13→12/15					
D5	158	06/11→02/17					
D5 AWD	151	07/09→06/11					
D5 AWD	169	04/14→12/15					
T5	177	09/10→12/14					
T5	180	10/13→					
T5 AWD	180	10/15→02/17					
T5 AWD	187	04/14→02/17					
T6	225	10/13→					
T6 AWD	225	10/13→					
T6 AWD	224	03/10→12/15					
T6 AWD	242	04/14→12/15					
2.4 D / D3 / D4 AWD	120	05/08→02/17	➔	09/08→		11.0101-7003.2 260124	ATE
D5 AWD	136	05/08→12/09					
T6 AWD	210	05/08→12/10					
D5 AWD	158	04/11→12/15	➔	06/11→		11.0101-7003.2 260124	ATE
<b>Führungsbolzen, Bremssattel</b>							
2.0 T	149	12/09→12/12		03/10→		11.8171-0096.1 250155	ATE
2.4 D	129	04/09→12/10				11.8171-0096.1 250155	ATE
2.4 D AWD	129	06/09→12/10					
3.2 AWD	175	07/09→12/10					
3.2 AWD	179	03/10→12/15					
D3	100	04/12→12/15					
D3 / D4	120	03/10→12/14					
D4	133	10/13→12/15					
D4 AWD	133	10/13→12/15					
D5	158	06/11→02/17					
D5 AWD	151	07/09→06/11					
D5 AWD	169	04/14→12/15					
T5	177	09/10→12/14					
T5	180	10/13→					
T5 AWD	180	10/15→02/17					
T5 AWD	187	04/14→02/17					
T6	225	10/13→					
T6 AWD	225	10/13→					
T6 AWD	224	03/10→12/15					
T6 AWD	242	04/14→12/15					
2.4 D / D3 / D4 AWD	120	05/08→02/17		09/08→		11.8171-0096.1 250155	ATE
D5 AWD	136	05/08→12/09					
T6 AWD	210	05/08→12/10					
↓							

	kW				! #		
<b>VOLVO - XC60 (156) 05/08 →</b>							
<b>Führungsbolzen, Bremsattel</b>							
D3	110	03/15→02/17	←			11.8171-0096.1	250155 ATE
D4	140	03/15→02/17					
D4 AWD	140	03/15→02/17					
D5 AWD	162	03/15→02/17					
D5 AWD	158	04/11→12/15		06/11→		11.8171-0096.1	250155 ATE
<b> Bremsschlauch</b>							
2.0 T	149	12/09→12/12	→	☐; 03/10→		24.5133-0310.3	331197 L= 330
			→	☐; 03/10→		24.5133-0311.3	331198 L= 310
2.4 D	129	04/09→12/10	→	☐		24.5133-0310.3	331197 L= 330
2.4 D AWD	129	06/09→12/10					
3.2 AWD	175	07/09→12/10	→	☐		24.5133-0311.3	331198 L= 310
3.2 AWD	179	03/10→12/15					
D3	110	03/15→02/17					
D3 / D4	120	03/10→12/14					
D4	133	10/13→12/15					
D4	140	03/15→02/17					
D4 AWD	133	10/13→12/15					
D4 AWD	140	03/15→02/17					
D5	158	06/11→02/17					
D5 AWD	151	07/09→06/11					
D5 AWD	162	03/15→02/17					
D5 AWD	169	04/14→12/15					
T5	177	09/10→12/14					
T5	180	10/13→					
T5 AWD	180	10/15→02/17					
T5 AWD	187	04/14→02/17					
T6	225	10/13→					
T6 AWD	225	10/13→					
T6 AWD	224	03/10→12/15					
T6 AWD	242	04/14→12/15					
2.4 D / D3 / D4 AWD	120	05/08→02/17	→	☐; 09/08→		24.5133-0310.3	331197 L= 330
D5 AWD	136	05/08→12/09	→	☐; 09/08→		24.5133-0311.3	331198 L= 310
T6 AWD	210	05/08→12/10	→				
D5 AWD	158	04/11→12/15	→	☐; 06/11→		24.5133-0310.3	331197 L= 330
			→	☐; 06/11→		24.5133-0311.3	331198 L= 310
<b>VOLVO - XC60 II (246) 03/17 →</b>							
<b>Feder, Bremsattel</b>							
2.0 D3	110	03/17→	→		2	11.8116-0340.1	390595 ATE
2.0 D4	140	03/17→					
2.0 T5	184	10/17→					
2.0 T5	187	03/17→					
2.0 T5 AWD	183	10/17→					
2.0 T5 AWD	184	10/17→					
2.0 T6 AWD	228	10/17→					
2.0 T8 Hybrid AWD	223	02/18→					
<b>Führungshülzensatz, Bremsattel</b>							
2.0 D3	110	03/17→	←	passend für Felgenreöße [Zoll]: 17		11.0101-5407.2	260011 ATE
2.0 D4	140	03/17→					
2.0 T5	184	10/17→	→			11.0101-5407.2	260011 ATE
2.0 T5	187	03/17→					
2.0 T5 AWD	183	10/17→					
2.0 T5 AWD	184	10/17→					
2.0 T6 AWD	228	10/17→					
2.0 T8 Hybrid AWD	223	02/18→					
<b>Führungsbolzen, Bremsattel</b>							
2.0 D3	110	03/17→	←	passend für Felgenreöße [Zoll]: 17		11.8171-0008.1	990049 ATE
2.0 D4	140	03/17→	←	passend für Felgenreöße [Zoll]: 18 / 19		11.8171-0096.1	250155 ATE
2.0 T5	184	10/17→					
2.0 T5	187	03/17→	→			11.8171-0008.1	990049 ATE
2.0 T5 AWD	183	10/17→					
2.0 T5 AWD	184	10/17→					
2.0 T6 AWD	228	10/17→					
2.0 T8 Hybrid AWD	223	02/18→					
<b>VOLVO - XC70 II (136) 04/07 →</b>							
<b> Bremssattel</b>							
2.4 D	129	06/09→12/10	←	☐; 01/10→; passend für Felgenreöße [Zoll]: 16		11.9601-9711.2	220873 ATE Ø 60 - Halter
			←	☐; 01/10→; passend für Felgenreöße [Zoll]: 16		11.9601-9712.2	220874 ATE Ø 60 - Halter
			←	☐; 01/10→; passend für Felgenreöße [Zoll]: 18		11.9606-9945.2	220727 ATE Ø 60 - Halter
↓							


























	kw			 	! #		
<b>VOLVO - XC70 II (136) 04/07→</b>							
 <b>Bremssattel</b>							
2.4 D	129	06/09→12/10	←	 ; 01/10→; passend für Felgengröße [Zoll]: 18	11.9606-9946.2	220728	ATE Ø 60 - Halter
			←	 ; 01/10→; passend für Felgengröße [Zoll]: 17	11.9606-9949.2	220879	ATE Ø 60 - Halter
			←	 ; 01/10→; passend für Felgengröße [Zoll]: 17	11.9606-9950.2	220880	ATE Ø 60 - Halter
			→	 ; 01/10→	24.6238-1703.7	220967	TRW Ø 38 - Halter + eFSB
			→	 ; 01/10→	24.6238-1704.7	220968	TRW Ø 38 - Halter + eFSB
			→	 ; 01/10→; V	24.6241-1703.7	220971	TRW Ø 41 + EMot / - Halter + FSB
			→	 ; 01/10→; V	24.6241-1704.7	220972	TRW Ø 41 + EMot / - Halter + FSB
2.4 D / D4 AWD 3.2 AWD T6 AWD	120 175 210	08/07→ 08/07→12/11 01/08→	←	 ; passend für Felgengröße [Zoll]: 16	11.9601-9711.2	220873	ATE Ø 60 - Halter
			←	 ; passend für Felgengröße [Zoll]: 16	11.9601-9712.2	220874	ATE Ø 60 - Halter
			←	 ; passend für Felgengröße [Zoll]: 18	11.9606-9945.2	220727	ATE Ø 60 - Halter
			←	 ; passend für Felgengröße [Zoll]: 18	11.9606-9946.2	220728	ATE Ø 60 - Halter
			←	 ; passend für Felgengröße [Zoll]: 17	11.9606-9949.2	220879	ATE Ø 60 - Halter
			←	 ; passend für Felgengröße [Zoll]: 17	11.9606-9950.2	220880	ATE Ø 60 - Halter
			→		24.6238-1703.7	220967	TRW Ø 38 - Halter + eFSB
			→		24.6238-1704.7	220968	TRW Ø 38 - Halter + eFSB
			→	 ; V	24.6241-1703.7	220971	TRW Ø 41 + EMot / - Halter + FSB
			→	 ; V	24.6241-1704.7	220972	TRW Ø 41 + EMot / - Halter + FSB
3.2 AWD T6 AWD	179 224	05/10→ 01/10→	←	 ; passend für Felgengröße [Zoll]: 16	11.9601-9711.2	220873	ATE Ø 60 - Halter
			←	 ; passend für Felgengröße [Zoll]: 16	11.9601-9712.2	220874	ATE Ø 60 - Halter
			←	 ; passend für Felgengröße [Zoll]: 18	11.9606-9945.2	220727	ATE Ø 60 - Halter
			←	 ; passend für Felgengröße [Zoll]: 18	11.9606-9946.2	220728	ATE Ø 60 - Halter
			←	 ; passend für Felgengröße [Zoll]: 17	11.9606-9949.2	220879	ATE Ø 60 - Halter
			←	 ; passend für Felgengröße [Zoll]: 17	11.9606-9950.2	220880	ATE Ø 60 - Halter
			→	 ; → 118000	24.6238-1703.7	220967	TRW Ø 38 - Halter + eFSB
			→	 ; → 118000	24.6238-1704.7	220968	TRW Ø 38 - Halter + eFSB
			→	 ; V	24.6241-1703.7	220971	TRW Ø 41 + EMot / - Halter + FSB
			→	 ; V	24.6241-1704.7	220972	TRW Ø 41 + EMot / - Halter + FSB
D3	120	04/10→12/15	←	 ; 08/11→; passend für Felgengröße [Zoll]: 16	11.9601-9711.2	220873	ATE Ø 60 - Halter
			←	 ; 08/11→; passend für Felgengröße [Zoll]: 16	11.9601-9712.2	220874	ATE Ø 60 - Halter
			←	 ; 08/11→; passend für Felgengröße [Zoll]: 18	11.9606-9945.2	220727	ATE Ø 60 - Halter
			←	 ; 08/11→; passend für Felgengröße [Zoll]: 18	11.9606-9946.2	220728	ATE Ø 60 - Halter
			←	 ; 08/11→; passend für Felgengröße [Zoll]: 17	11.9606-9949.2	220879	ATE Ø 60 - Halter
			←	 ; 08/11→; passend für Felgengröße [Zoll]: 17	11.9606-9950.2	220880	ATE Ø 60 - Halter
			→	 ; 08/11→	24.6238-1703.7	220967	TRW Ø 38 - Halter + eFSB
			→	 ; 08/11→	24.6238-1704.7	220968	TRW Ø 38 - Halter + eFSB
			→	 ; 08/11→; V	24.6241-1703.7	220971	TRW Ø 41 + EMot / - Halter + FSB
			→	 ; 08/11→; V	24.6241-1704.7	220972	TRW Ø 41 + EMot / - Halter + FSB
D4 D4 AWD D5 AWD T5 T5 AWD	133 133 162 180 187	10/13→ 10/13→ 03/15→ 10/13→ 08/15→	←	 ; passend für Felgengröße [Zoll]: 16	11.9601-9711.2	220873	ATE Ø 60 - Halter
			←	 ; passend für Felgengröße [Zoll]: 16	11.9601-9712.2	220874	ATE Ø 60 - Halter
			←	 ; passend für Felgengröße [Zoll]: 18	11.9606-9945.2	220727	ATE Ø 60 - Halter
			←	 ; passend für Felgengröße [Zoll]: 18	11.9606-9946.2	220728	ATE Ø 60 - Halter
			←	 ; passend für Felgengröße [Zoll]: 17	11.9606-9949.2	220879	ATE Ø 60 - Halter
			←	 ; passend für Felgengröße [Zoll]: 17	11.9606-9950.2	220880	ATE Ø 60 - Halter
			→	 ; V	24.6241-1703.7	220971	TRW Ø 41 + EMot / - Halter + FSB
			↓				

	kw			 	! #		
<b>VOLVO - XC70 II (136) 04/07→</b>							
 <b>Bremssattel</b>							
D4 D4 AWD D5 AWD T5 T5 AWD	133 133 162 180 187	10/13→ 10/13→ 03/15→ 10/13→ 08/15→	→	 ; V		24.6241-1704.7 220972	TRW Ø 41 + EMot / - Halter + FSB
D5 AWD	136	04/07→12/09	←	 ; 08/07→; passend für Felgengröße [Zoll]: 16		11.9601-9711.2 220873	ATE Ø 60 - Halter
			←	 ; 08/07→; passend für Felgengröße [Zoll]: 16		11.9601-9712.2 220874	ATE Ø 60 - Halter
			←	 ; 08/07→; passend für Felgengröße [Zoll]: 18		11.9606-9945.2 220727	ATE Ø 60 - Halter
			←	 ; 08/07→; passend für Felgengröße [Zoll]: 18		11.9606-9946.2 220728	ATE Ø 60 - Halter
			←	 ; 08/07→; passend für Felgengröße [Zoll]: 17		11.9606-9949.2 220879	ATE Ø 60 - Halter
			←	 ; 08/07→; passend für Felgengröße [Zoll]: 17		11.9606-9950.2 220880	ATE Ø 60 - Halter
			→	 ; 08/07→		24.6238-1703.7 220967	TRW Ø 38 - Halter + eFSB
			→	 ; 08/07→		24.6238-1704.7 220968	TRW Ø 38 - Halter + eFSB
			→	 ; 08/07→; V		24.6241-1703.7 220971	TRW Ø 41 + EMot / - Halter + FSB
			→	 ; 08/07→; V		24.6241-1704.7 220972	TRW Ø 41 + EMot / - Halter + FSB
D5 AWD	151	04/09→12/11	←	 ; 12/09→; passend für Felgengröße [Zoll]: 16		11.9601-9711.2 220873	ATE Ø 60 - Halter
			←	 ; 12/09→; passend für Felgengröße [Zoll]: 16		11.9601-9712.2 220874	ATE Ø 60 - Halter
			←	 ; 12/09→; passend für Felgengröße [Zoll]: 18		11.9606-9945.2 220727	ATE Ø 60 - Halter
			←	 ; 12/09→; passend für Felgengröße [Zoll]: 18		11.9606-9946.2 220728	ATE Ø 60 - Halter
			←	 ; 12/09→; passend für Felgengröße [Zoll]: 17		11.9606-9949.2 220879	ATE Ø 60 - Halter
			←	 ; 12/09→; passend für Felgengröße [Zoll]: 17		11.9606-9950.2 220880	ATE Ø 60 - Halter
			→	 ; 12/09→		24.6238-1703.7 220967	TRW Ø 38 - Halter + eFSB
			→	 ; 12/09→		24.6238-1704.7 220968	TRW Ø 38 - Halter + eFSB
			→	 ; 12/09→; V		24.6241-1703.7 220971	TRW Ø 41 + EMot / - Halter + FSB
			→	 ; 12/09→; V		24.6241-1704.7 220972	TRW Ø 41 + EMot / - Halter + FSB
D5 AWD	158	04/11→12/15	←	 ; 06/11→; passend für Felgengröße [Zoll]: 16		11.9601-9711.2 220873	ATE Ø 60 - Halter
			←	 ; 06/11→; passend für Felgengröße [Zoll]: 16		11.9601-9712.2 220874	ATE Ø 60 - Halter
			←	 ; 06/11→; passend für Felgengröße [Zoll]: 18		11.9606-9945.2 220727	ATE Ø 60 - Halter
			←	 ; 06/11→; passend für Felgengröße [Zoll]: 18		11.9606-9946.2 220728	ATE Ø 60 - Halter
			←	 ; 06/11→; passend für Felgengröße [Zoll]: 17		11.9606-9949.2 220879	ATE Ø 60 - Halter
			←	 ; 06/11→; passend für Felgengröße [Zoll]: 17		11.9606-9950.2 220880	ATE Ø 60 - Halter
			→	 ; 06/11→; → 118000		24.6238-1703.7 220967	TRW Ø 38 - Halter + eFSB
			→	 ; 06/11→; → 118000		24.6238-1704.7 220968	TRW Ø 38 - Halter + eFSB
			→	 ; 06/11→; V		24.6241-1703.7 220971	TRW Ø 41 + EMot / - Halter + FSB
			→	 ; 06/11→; V		24.6241-1704.7 220972	TRW Ø 41 + EMot / - Halter + FSB
<b>Halter, Bremssattel</b>							
2.4 D	129	06/09→12/10	←	01/10→; passend für Felgengröße [Zoll]: 16		11.0230-0934.1 260128	ATE
2.4 D / D4 AWD 3.2 AWD 3.2 AWD D4 D4 AWD D5 AWD T5 T5 AWD ↓	120 175 179 133 133 162 180 187	08/07→ 08/07→12/11 05/10→ 10/13→ 10/13→ 03/15→ 10/13→ 08/15→	←	passend für Felgengröße [Zoll]: 16		11.0230-0934.1 260128	ATE



	kw			 	! #		
<b>VOLVO - XC70 II (136) 04/07→</b>							
<b>Halter, Bremssattel</b>							
T6 AWD	210	01/08→	←	passend für Felgengröße [Zoll]: 16		11.0230-0934.1	260128 ATE
T6 AWD	224	01/10→					
D3	120	04/10→12/15	←	08/11→; passend für Felgengröße [Zoll]: 16		11.0230-0934.1	260128 ATE
D5 AWD	136	04/07→12/09	←	08/07→; passend für Felgengröße [Zoll]: 16		11.0230-0934.1	260128 ATE
D5 AWD	151	04/09→12/11	←	12/09→; passend für Felgengröße [Zoll]: 16		11.0230-0934.1	260128 ATE
D5 AWD	158	04/11→12/15	←	06/11→; passend für Felgengröße [Zoll]: 16		11.0230-0934.1	260128 ATE
<b>Feder, Bremssattel</b>							
2.4 D	129	06/09→12/10	←	01/10→; passend für Felgengröße [Zoll]: 16	2	11.8116-0206.1	390593 ATE
			←	01/10→	2	11.8116-0388.2	390588 ATE
			←	01/10→; passend für Felgengröße [Zoll]: 18	2	11.8116-0388.2	390588 ATE
2.4 D / D4 AWD	120	08/07→	←	passend für Felgengröße [Zoll]: 16	2	11.8116-0206.1	390593 ATE
3.2 AWD	175	08/07→12/11	←				
3.2 AWD	179	05/10→	←	passend für Felgengröße [Zoll]: 18	2	11.8116-0388.2	390588 ATE
D4	133	10/13→	←		2	11.8116-0388.2	390588 ATE
D4 AWD	133	10/13→					
D5 AWD	162	03/15→					
T5	180	10/13→					
T5 AWD	187	08/15→					
T6 AWD	210	01/08→					
T6 AWD	224	01/10→					
D3	120	04/10→12/15	←	08/11→; passend für Felgengröße [Zoll]: 16	2	11.8116-0206.1	390593 ATE
			←	08/11→	2	11.8116-0388.2	390588 ATE
			←	08/11→; passend für Felgengröße [Zoll]: 18	2	11.8116-0388.2	390588 ATE
D5 AWD	136	04/07→12/09	←	08/07→; passend für Felgengröße [Zoll]: 16	2	11.8116-0206.1	390593 ATE
			←	08/07→	2	11.8116-0388.2	390588 ATE
			←	08/07→; passend für Felgengröße [Zoll]: 18	2	11.8116-0388.2	390588 ATE
D5 AWD	151	04/09→12/11	←	12/09→; passend für Felgengröße [Zoll]: 16	2	11.8116-0206.1	390593 ATE
			←	12/09→; passend für Felgengröße [Zoll]: 18	2	11.8116-0388.2	390588 ATE
			←	12/09→	2	11.8116-0388.2	390588 ATE
D5 AWD	158	04/11→12/15	←	06/11→; passend für Felgengröße [Zoll]: 16	2	11.8116-0206.1	390593 ATE
			←	06/11→	2	11.8116-0388.2	390588 ATE
			←	06/11→; passend für Felgengröße [Zoll]: 18	2	11.8116-0388.2	390588 ATE
<b>Führungshülzensatz, Bremssattel</b>							
2.4 D	129	06/09→12/10	←	01/10→		11.0101-5407.2	260011 ATE
						11.0101-5704.2	260095 ATE
2.4 D / D4 AWD	120	08/07→	←			11.0101-5407.2	260011 ATE
3.2 AWD	175	08/07→12/11	←				
3.2 AWD	179	05/10→				11.0101-5704.2	260095 ATE
D4	133	10/13→					
D4 AWD	133	10/13→					
D5 AWD	162	03/15→					
T5	180	10/13→					
T5 AWD	187	08/15→					
T6 AWD	210	01/08→					
T6 AWD	224	01/10→					
D3	120	04/10→12/15	←	08/11→		11.0101-5407.2	260011 ATE
						11.0101-5704.2	260095 ATE
D5 AWD	136	04/07→12/09	←	08/07→		11.0101-5407.2	260011 ATE
						11.0101-5704.2	260095 ATE
D5 AWD	151	04/09→12/11	←	12/09→		11.0101-5407.2	260011 ATE
						11.0101-5704.2	260095 ATE
D5 AWD	158	04/11→12/15	←	06/11→		11.0101-5407.2	260011 ATE
						11.0101-5704.2	260095 ATE
<b>Führungsbolzen, Bremssattel</b>							
2.4 D	129	06/09→12/10		01/10→		11.8171-0008.1	990049 ATE
↓							

	kw			 	! #		
<b>VOLVO - XC70 II (136) 04/07→</b>							
<b>Führungsbolzen, Bremsattel</b>							
2.4 D	129	06/09→12/10	←	01/10→		11.8171-0008.1 990049	ATE
2.4 D / D4 AWD	120	08/07→				11.8171-0008.1 990049	ATE
3.2 AWD	175	08/07→12/11					
3.2 AWD	179	05/10→	←			11.8171-0008.1 990049	ATE
D4	133	10/13→					
D4 AWD	133	10/13→					
D5 AWD	162	03/15→					
T5	180	10/13→					
T5 AWD	187	08/15→					
T6 AWD	210	01/08→					
T6 AWD	224	01/10→					
D3	120	04/10→12/15		08/11→		11.8171-0008.1 990049	ATE
			←	08/11→		11.8171-0008.1 990049	ATE
D5 AWD	136	04/07→12/09		08/07→		11.8171-0008.1 990049	ATE
			←	08/07→		11.8171-0008.1 990049	ATE
D5 AWD	151	04/09→12/11		12/09→		11.8171-0008.1 990049	ATE
			←	12/09→		11.8171-0008.1 990049	ATE
D5 AWD	158	04/11→12/15		06/11→		11.8171-0008.1 990049	ATE
			←	06/11→		11.8171-0008.1 990049	ATE
<b>Dichtungssatz, Bremsattel</b>							
2.4 D	129	06/09→12/10	←	01/10→		11.0441-6008.2 250038	ATE für Kolben-Ø [mm]: 60
2.4 D / D4 AWD	120	08/07→	←			11.0441-6008.2 250038	ATE für Kolben-Ø [mm]: 60
3.2 AWD	175	08/07→12/11					
3.2 AWD	179	05/10→					
D4	133	10/13→					
D4 AWD	133	10/13→					
D5 AWD	162	03/15→					
T5	180	10/13→					
T5 AWD	187	08/15→					
T6 AWD	210	01/08→					
T6 AWD	224	01/10→					
D3	120	04/10→12/15	←	08/11→		11.0441-6008.2 250038	ATE für Kolben-Ø [mm]: 60
D5 AWD	136	04/07→12/09	←	08/07→		11.0441-6008.2 250038	ATE für Kolben-Ø [mm]: 60
D5 AWD	151	04/09→12/11	←	12/09→		11.0441-6008.2 250038	ATE für Kolben-Ø [mm]: 60
D5 AWD	158	04/11→12/15	←	06/11→		11.0441-6008.2 250038	ATE für Kolben-Ø [mm]: 60
<b>Bremsschlauch</b>							
2.4 D	129	06/09→12/10	←	01/10→; passend für Felgengröße [Zoll]: 16	2	24.5162-0390.3 331199	L= 390
			←	01/10→; passend für Felgengröße [Zoll]: 17 / 18	2	24.5162-0405.3 331194	L= 405
			→	☐; 75767→; + eFSB		24.5133-0310.3 331197	L= 330
			→	☐; 01/10→; → 19120; + eFSB		24.5133-0310.3 331197	L= 330
			→	☐; 19121→ 75766; + eFSB		24.5133-0310.3 331197	L= 330
			→	☐; 75767→; + eFSB		24.5133-0311.3 331198	L= 310
			→	☐; 19121→ 75766; + eFSB		24.5133-0311.3 331198	L= 310
			→	19121→; für Rechtslenker; - eFSB	2	24.5162-0185.3 331202	L= 185
			→	01/10→; → 19120; für Rechtslenker; - eFSB	2	24.5162-0185.3 331202	L= 185
			→	01/10→; für Linkslenker; - eFSB	2	24.5162-0185.3 331202	L= 185
2.4 D / D4 AWD	120	08/07→	←	passend für Felgengröße [Zoll]: 16	2	24.5162-0390.3 331199	L= 390
3.2 AWD	175	08/07→12/11					
3.2 AWD	179	05/10→	←	passend für Felgengröße [Zoll]: 17 / 18	2	24.5162-0405.3 331194	L= 405
T6 AWD	210	01/08→	→	☐; → 19120; + eFSB		24.5133-0310.3 331197	L= 330
T6 AWD	224	01/10→	→	☐; 75767→; + eFSB		24.5133-0310.3 331197	L= 330
			→	☐; 19121→ 75766; + eFSB		24.5133-0310.3 331197	L= 330
			→	☐; 75767→; + eFSB		24.5133-0311.3 331198	L= 310
			→	☐; 19121→ 75766; + eFSB		24.5133-0311.3 331198	L= 310
			→	19121→; für Rechtslenker; - eFSB	2	24.5162-0185.3 331202	L= 185
			→	für Linkslenker; - eFSB	2	24.5162-0185.3 331202	L= 185
			→	→ 19120; für Rechtslenker; - eFSB	2	24.5162-0185.3 331202	L= 185
D3	120	04/10→12/15	←	08/11→; passend für Felgengröße [Zoll]: 16	2	24.5162-0390.3 331199	L= 390
↓							

	kw			 	! #			
<b>VOLVO - XC70 II (136) 04/07→</b>								
<b>Bremsschlauch</b>								
D3	120	04/10→12/15	←	08/11→; passend für Felgengröße [Zoll]: 17 / 18	2	24.5162-0405.3	331194	L= 405
			→	☐; 08/11→; → 19120; + eFSB		24.5133-0310.3	331197	L= 330
			→	☐; 75767→; + eFSB		24.5133-0310.3	331197	L= 330
			→	☐; 19121→ 75766; + eFSB		24.5133-0310.3	331197	L= 330
			→	☐; 75767→; + eFSB		24.5133-0311.3	331198	L= 310
			→	☐; 19121→ 75766; + eFSB		24.5133-0311.3	331198	L= 310
			→	19121→; für Rechtslenker; - eFSB	2	24.5162-0185.3	331202	L= 185
			→	08/11→; für Linkslenker; - eFSB	2	24.5162-0185.3	331202	L= 185
			→	08/11→; für Rechtslenker; → 19120; - eFSB	2	24.5162-0185.3	331202	L= 185
			D4 D4 AWD T5 T5 AWD	133 133 180 187	10/13→ 10/13→ 10/13→ 08/15→	←	passend für Felgengröße [Zoll]: 16	2
←	passend für Felgengröße [Zoll]: 17 / 18	2				24.5162-0405.3	331194	L= 405
→	☐; + eFSB					24.5133-0310.3	331197	L= 330
→	☐; + eFSB					24.5133-0311.3	331198	L= 310
→	- eFSB	2				24.5162-0185.3	331202	L= 185
D5 AWD	136	04/07→12/09	←	08/07→; passend für Felgengröße [Zoll]: 16	2	24.5162-0390.3	331199	L= 390
			←	08/07→; passend für Felgengröße [Zoll]: 17 / 18	2	24.5162-0405.3	331194	L= 405
			→	☐; 08/07→; → 19120; + eFSB		24.5133-0310.3	331197	L= 330
			→	☐; 75767→; + eFSB		24.5133-0310.3	331197	L= 330
			→	☐; 19121→ 75766; + eFSB		24.5133-0310.3	331197	L= 330
			→	☐; 75767→; + eFSB		24.5133-0311.3	331198	L= 310
			→	☐; 19121→ 75766; + eFSB		24.5133-0311.3	331198	L= 310
			→	19121→; für Rechtslenker; - eFSB	2	24.5162-0185.3	331202	L= 185
			→	08/07→; für Linkslenker; - eFSB	2	24.5162-0185.3	331202	L= 185
			→	08/07→; → 19120; für Rechtslenker; - eFSB	2	24.5162-0185.3	331202	L= 185
D5 AWD	151	04/09→12/11	←	12/09→; passend für Felgengröße [Zoll]: 16	2	24.5162-0390.3	331199	L= 390
			←	12/09→; passend für Felgengröße [Zoll]: 17 / 18	2	24.5162-0405.3	331194	L= 405
			→	☐; 75767→; + eFSB		24.5133-0310.3	331197	L= 330
			→	☐; 12/09→; → 19120; + eFSB		24.5133-0310.3	331197	L= 330
			→	☐; 19121→ 75766; + eFSB		24.5133-0310.3	331197	L= 330
			→	☐; 19121→ 75766; + eFSB		24.5133-0311.3	331198	L= 310
			→	☐; 75767→; + eFSB		24.5133-0311.3	331198	L= 310
			→	12/09→; → 19120; für Rechtslenker; - eFSB	2	24.5162-0185.3	331202	L= 185
			→	19121→; für Rechtslenker; - eFSB	2	24.5162-0185.3	331202	L= 185
			→	12/09→; für Linkslenker; - eFSB	2	24.5162-0185.3	331202	L= 185
D5 AWD	158	04/11→12/15	←	06/11→; passend für Felgengröße [Zoll]: 16	2	24.5162-0390.3	331199	L= 390
			←	06/11→; passend für Felgengröße [Zoll]: 17 / 18	2	24.5162-0405.3	331194	L= 405
			→	☐; 75767→; + eFSB		24.5133-0310.3	331197	L= 330
			→	☐; 06/11→; → 19120; + eFSB		24.5133-0310.3	331197	L= 330
			→	☐; 19121→ 75766; + eFSB		24.5133-0310.3	331197	L= 330
			→	☐; 75767→; + eFSB		24.5133-0311.3	331198	L= 310
			→	☐; 19121→ 75766; + eFSB		24.5133-0311.3	331198	L= 310
			→	19121→; für Rechtslenker; - eFSB	2	24.5162-0185.3	331202	L= 185
			→	06/11→; → 19120; für Rechtslenker; - eFSB	2	24.5162-0185.3	331202	L= 185
			→	06/11→; für Linkslenker; - eFSB	2	24.5162-0185.3	331202	L= 185
D5 AWD	162	03/15→	←	passend für Felgengröße [Zoll]: 16	2	24.5162-0390.3	331199	L= 390
			←	passend für Felgengröße [Zoll]: 17 / 18	2	24.5162-0405.3	331194	L= 405
			→	- eFSB	2	24.5162-0185.3	331202	L= 185

**VOLVO - XC70 CROSS COUNTRY (295) 10/97→10/07**

**Bremssattel**

2.4 D5 AWD 2.4 D5 XC AWD 2.5 T XC AWD	136	12/05→08/07	←	☐; → 07/07; passend für Felgengröße [Zoll]: 17	24.3571-9863.5	240691	ATE Ø 57 - Halter
	120	09/02→08/07	←	☐; → 07/07; passend für Felgengröße [Zoll]: 17	24.3571-9864.5	240692	ATE Ø 57 - Halter
	154	09/02→08/07	←	☐; → 07/07; passend für Felgengröße [Zoll]: 15 / 16	24.3601-9829.5	240507	ATE Ø 60 - Halter
			←	☐; → 07/07; passend für Felgengröße [Zoll]: 15 / 16	24.3601-9830.5	240508	ATE Ø 60 - Halter
			→	☐; → 07/07	24.3421-9979.5	240475	ATE Ø 42 - Halter
			→	☐; → 07/07	24.3421-9980.5	240476	ATE Ø 42 - Halter
2.4 T XC AWD 2.4 T XC AWD	142	11/97→09/02	←	☐; passend für Felgengröße [Zoll]: 17	24.3571-9863.5	240691	ATE Ø 57 - Halter
	147	03/00→09/02	←	☐; passend für Felgengröße [Zoll]: 17	24.3571-9864.5	240692	ATE Ø 57 - Halter
			←	☐; passend für Felgengröße [Zoll]: 15 / 16	24.3601-9829.5	240507	ATE Ø 60 - Halter
			←	☐; passend für Felgengröße [Zoll]: 15 / 16	24.3601-9830.5	240508	ATE Ø 60 - Halter
			→	☐	24.3421-9979.5	240475	ATE Ø 42 - Halter
			→	☐	24.3421-9980.5	240476	ATE Ø 42 - Halter

**Feder, Bremssattel**

2.4 D5 AWD	136	12/05→08/07		→ 07/07	2	11.8116-0236.1	390507	ATE
2.4 D5 XC AWD	120	09/02→08/07		→ 07/07;	2	11.8116-0366.2	390587	ATE
2.5 T XC AWD	154	09/02→08/07		passend für Felgengröße [Zoll]: 17				
2.4 T XC AWD	142	11/97→09/02			2	11.8116-0236.1	390507	ATE
2.4 T XC AWD	147	03/00→09/02		passend für Felgengröße [Zoll]: 17	2	11.8116-0366.2	390587	ATE

**Führungshülzensatz, Bremssattel**

2.4 D5 AWD	136	12/05→08/07	←	→ 07/07		11.0101-5407.2	260011	ATE
2.4 D5 XC AWD	120	09/02→08/07						
2.5 T XC AWD	154	09/02→08/07	→	→ 07/07		11.0101-5407.2	260011	ATE
2.4 T XC AWD	142	11/97→09/02	←			11.0101-5407.2	260011	ATE
2.4 T XC AWD	147	03/00→09/02	→			11.0101-5407.2	260011	ATE

**Führungsbolzen, Bremssattel**

2.4 D5 AWD	136	12/05→08/07		→ 07/07		11.8171-0008.1	990049	ATE
2.4 D5 XC AWD	120	09/02→08/07						
2.5 T XC AWD	154	09/02→08/07						
2.4 T XC AWD	142	11/97→09/02				11.8171-0008.1	990049	ATE
2.4 T XC AWD	147	03/00→09/02						

**Bremsschlauch**

2.4 D5 AWD	136	12/05→08/07	←	→ 07/07	2	83.7713-0347.3	330986	L= 345
2.4 D5 XC AWD	120	09/02→08/07						
2.5 T XC AWD	154	09/02→08/07	→	→ 07/07	2	83.7724-0268.3	331076	L= 265
2.4 T XC AWD	142	11/97→09/02	←		2	83.7713-0347.3	330986	L= 345
2.4 T XC AWD	147	03/00→09/02	→		2	83.7724-0268.3	331076	L= 265

**VOLVO - XC90 I (275) 06/02→01/15**








**Bremssattel**








2.5 T AWD	154	10/02→09/14	←	☐; + 17,5" Rad		11.9606-9959.2	220729	ATE Ø 60 - Halter
2.5 T AWD	154	10/12→09/14						
3.2 AWD	179	04/10→12/12	→	☐		24.3441-9965.5	240673	ATE Ø 44 - Halter
D3 / D5	120	04/09→12/14	→	☐		24.3441-9966.5	240674	ATE Ø 44 - Halter
D5 AWD	120	10/02→12/06						
D5 AWD	120	10/07→12/10						
D5 AWD	147	01/11→12/14						
T6 AWD	200	10/02→12/06						
V8 AWD	232	01/05→12/10						
3.2 AWD	175	03/06→12/10	←	☐; 05/06→; + 17,5" Rad		11.9606-9959.2	220729	ATE Ø 60 - Halter
D5 AWD	136	04/05→12/10	→	☐; 05/06→		24.3441-9965.5	240673	ATE Ø 44 - Halter
			→	☐; 05/06→		24.3441-9966.5	240674	ATE Ø 44 - Halter

**Halter, Bremssattel**








2.5 T AWD	154	10/02→09/14	→			11.8170-0675.1	260118	ATE
2.5 T AWD	154	10/12→09/14						
3.2 AWD	179	04/10→12/12						
D3 / D5	120	04/09→12/14						
D5 AWD	120	10/02→12/06						
D5 AWD	120	10/07→12/10						
↓								










	kw			 	! #			
<b>VOLVO - XC90 I (275) 06/02 → 01/15</b>								
<b>Halter, Bremssattel</b>								
D5 AWD	147	01/11 → 12/14	➔			11.8170-0675.1	260118	ATE
T6 AWD	200	10/02 → 12/06						
V8 AWD	232	01/05 → 12/10						
3.2 AWD	175	03/06 → 12/10	➔	05/06 →		11.8170-0675.1	260118	ATE
D5 AWD	136	04/05 → 12/10						
<b>Feder, Bremssattel</b>								
2.5 T AWD	154	10/02 → 09/14		+ 17,5" Rad	2	11.8116-0133.1	390511	ATE
2.5 T AWD	154	10/12 → 09/14	➔		2	11.8116-0366.2	390587	ATE
3.2 AWD	179	04/10 → 12/12		passend für Felgenreöße [Zoll]: 16				
D3 / D5	120	04/09 → 12/14	➔		2	11.8116-0327.1	390599	ATE
D5 AWD	120	10/02 → 12/06						
D5 AWD	120	10/07 → 12/10						
D5 AWD	147	01/11 → 12/14						
T6 AWD	200	10/02 → 12/06						
V8 AWD	232	01/05 → 12/10						
3.2 AWD	175	03/06 → 12/10		05/06 →; + 17,5" Rad	2	11.8116-0133.1	390511	ATE
D5 AWD	136	04/05 → 12/10	➔	05/06 →;	2	11.8116-0366.2	390587	ATE
			➔	passend für Felgenreöße [Zoll]: 16				
			➔	05/06 →	2	11.8116-0327.1	390599	ATE
<b>Führungshülzensatz, Bremssattel</b>								
2.5 T AWD	154	10/02 → 09/14	➔			11.0101-6006.2	260098	ATE
2.5 T AWD	154	10/12 → 09/14				11.0101-7003.2	260124	ATE
3.2 AWD	179	04/10 → 12/12						
D3 / D5	120	04/09 → 12/14	➔			11.0101-5704.2	260095	ATE
D5 AWD	120	10/02 → 12/06						
D5 AWD	120	10/07 → 12/10						
D5 AWD	147	01/11 → 12/14						
T6 AWD	200	10/02 → 12/06						
V8 AWD	232	01/05 → 12/10						
3.2 AWD	175	03/06 → 12/10	➔	05/06 →		11.0101-6006.2	260098	ATE
D5 AWD	136	04/05 → 12/10	➔			11.0101-7003.2	260124	ATE
			➔	05/06 →		11.0101-5704.2	260095	ATE
<b>Führungsbolzen, Bremssattel</b>								
2.5 T AWD	154	10/02 → 09/14				11.8171-0067.1	250153	ATE
2.5 T AWD	154	10/12 → 09/14	➔			11.8171-0096.1	250155	ATE
3.2 AWD	179	04/10 → 12/12						
D3 / D5	120	04/09 → 12/14	➔			11.8171-0008.1	990049	ATE
D5 AWD	120	10/02 → 12/06						
D5 AWD	120	10/07 → 12/10						
D5 AWD	147	01/11 → 12/14						
T6 AWD	200	10/02 → 12/06						
V8 AWD	232	01/05 → 12/10						
3.2 AWD	175	03/06 → 12/10		05/06 →		11.8171-0067.1	250153	ATE
D5 AWD	136	04/05 → 12/10	➔	05/06 →		11.8171-0096.1	250155	ATE
			➔	05/06 →		11.8171-0008.1	990049	ATE
<b>Bremsschlauch</b>								
2.5 T AWD	154	10/02 → 09/14	➔		2	83.7713-0366.3	331100	L= 423
2.5 T AWD	154	10/12 → 09/14						
3.2 AWD	179	04/10 → 12/12	➔		2	83.7704-0266.3	330979	L= 265
D3 / D5	120	04/09 → 12/14						
D5 AWD	120	10/02 → 12/06						
D5 AWD	120	10/07 → 12/10						
D5 AWD	147	01/11 → 12/14						
T6 AWD	200	10/02 → 12/06						
V8 AWD	232	01/05 → 12/10						
3.2 AWD	175	03/06 → 12/10	➔	05/06 →	2	83.7713-0366.3	331100	L= 423
D5 AWD	136	04/05 → 12/10	➔	05/06 →	2	83.7704-0266.3	330979	L= 265
<b>VOLVO - XC90 II (256) 09/14 →</b>								
<b>Feder, Bremssattel</b>								
2.0 T5 AWD	184	10/17 →	➔	17" / 18"	2	11.8116-0340.1	390595	ATE
2.0 T6 AWD	228	10/17 →						
2.0 T8 Hybrid AWD	223	04/18 →						
D4	140	06/15 →						
D4 AWD	140	06/15 →						
<b>Führungshülzensatz, Bremssattel</b>								
2.0 T5 AWD	184	10/17 →	➔	17" / 18"		11.0101-5407.2	260011	ATE
2.0 T6 AWD	228	10/17 →						
2.0 T8 Hybrid AWD	223	04/18 →						
D4	140	06/15 →						
↓								








	kw			 	! #		
<b>VOLVO - XC90 II (256) 09/14→</b>							
<b>Führungshülzensatz, Bremsattel</b>							
D4 AWD	140	06/15→	➡	17" /18"		11.0101-5407.2 260011	ATE
<b>Führungsbolzen, Bremsattel</b>							
2.0 T5 AWD	183	06/15→	←			11.8171-0096.1 250155	ATE
D5 AWD	165	09/14→					
D5 AWD	173	09/14→					
T5 AWD	187	06/15→					
T6 AWD	235	09/14→					
T8 Hybrid AWD	235	06/15→					
T8 Hybrid AWD	298	06/15→					
2.0 T5 AWD	184	10/17→	←	18" /19"		11.8171-0096.1 250155	ATE
			➡	17" /18"	2	11.8171-0008.1 990049	ATE
2.0 T6 AWD	228	10/17→	←	18" /19"		11.8171-0096.1 250155	ATE
2.0 T8 Hybrid AWD	223	04/18→					
D4	140	06/15→	➡	17" /18"		11.8171-0008.1 990049	ATE
D4 AWD	140	06/15→					
<b>VW - AMAROK (2HA, 2HB, S1B, S6B, S7A, S7B) 09/10→</b>							
<b>Bremsschlauch</b>							
2.0 BiTDI	120	09/10→	←	+PR 2E3	2	24.5140-0540.3 331563	L= 540
2.0 BiTDI	132	11/11→					
2.0 BiTDI 4motion	120	09/10→	➡		2	24.5237-0315.3 331565	L= 315
2.0 BiTDI 4motion	132	11/11→					
2.0 TDI	90	09/10→					
2.0 TDI	103	07/12→					
2.0 TDI 4motion	90	09/10→					
2.0 TDI 4motion	103	06/12→					
2.0 TSI	118	12/10→					
3.0 TDI	120	06/16→					
3.0 TDI 4motion	150	06/16→					
3.0 TDI 4motion	120	06/16→	←	09/16→; +PR 2E3	2	24.5140-0540.3 331563	L= 540
3.0 TDI 4motion	165	06/16→	➡	09/16→	2	24.5237-0315.3 331565	L= 315
<b>VW - AMAROK Pritsche/Fahrgestell (S1B) 09/11→</b>							
<b>Bremsschlauch</b>							
2.0 TDI	103	09/11→	←	07/12→; +PR 2E3	2	24.5140-0540.3 331563	L= 540
			➡	07/12→	2	24.5237-0315.3 331565	L= 315
2.0 TDI	132	09/11→	←	11/11→; +PR 2E3	2	24.5140-0540.3 331563	L= 540
			➡	11/11→	2	24.5237-0315.3 331565	L= 315
2.0 TDI 4motion	103	09/11→	←	06/12→; +PR 2E3	2	24.5140-0540.3 331563	L= 540
			➡	06/12→	2	24.5237-0315.3 331565	L= 315
<b>VW - ARTEON (3H7) 04/17→</b>							
<b>Bremssattel</b>							
1.5 TSi	110	11/17→	←	☐; +PR 1LA,1LB		24.3601-1727.5 240786	TRW Ø 60 - Halter
2.0 TDI	110	04/17→					
2.0 TDI	140	05/17→	←	☐; +PR 1LA,1LB		24.3601-1728.5 240787	TRW Ø 60 - Halter
2.0 TDI 4motion	140	05/17→					
2.0 TDI 4motion	176	04/17→					
2.0 TSI	140	05/17→					
2.0 TSI 4motion	206	04/17→					
<b>VW - BEETLE (5C1, 5C2) 04/11→</b>							
<b>Bremssattel</b>							
1.2 TSi	77	07/11→	←	☐; +PR 1ZM,1ZQ		11.9541-9549.2 220575	ATE Ø 54 - Halter
1.2 TSi 16V	77	12/14→					
1.4 TSi	110	12/14→	←	☐; +PR 1ZM,1ZQ		11.9541-9550.2 220576	ATE Ø 54 - Halter
1.4 TSi	118	10/11→	←	☐; +PR 1LV,1ZB,1ZD		11.9541-9553.2 220563	ATE Ø 54 - Halter
1.6 TDI	77	10/11→					
2.0 TDI	103	04/11→	←	☐; +PR 1ZA,1ZE,1ZP		11.9541-9553.2 220563	ATE Ø 54 - Halter
2.0 TSI	147	04/11→	←	☐; +PR 1LV,1ZB,1ZD		11.9541-9554.2 220564	ATE Ø 54 - Halter
2.0 TSI	162	12/14→	←	☐; +PR 1ZA,1ZE,1ZP		11.9541-9554.2 220564	ATE Ø 54 - Halter
2.5	125	04/11→	←	☐; +PR 1ZA,1ZE,1ZP		11.9541-9554.2 220564	ATE Ø 54 - Halter
			➡	☐; +PR 1KD,1KU		24.3384-1755.5 240886	TRW Ø 38 - Halter
			➡	☐; +PR 1KD,1KU		24.3384-1756.5 240887	TRW Ø 38 - Halter
2.0 TDI	81	06/14→	←	☐; 12/14→; +PR 1ZM,1ZQ		11.9541-9549.2 220575	ATE Ø 54 - Halter
			←	☐; 12/14→; +PR 1ZM,1ZQ		11.9541-9550.2 220576	ATE Ø 54 - Halter
			←	☐; 12/14→; +PR 1ZA,1ZE,1ZP		11.9541-9553.2 220563	ATE Ø 54 - Halter
↓							










	kw			 	! #			
<b>VW - BEETLE (5C1, 5C2) 04/11→</b>								
<b>Bremssattel</b>								
2.0 TDI	81	06/14→	←	☐; 12/14→; +PR 1LV,1ZB,1ZD	2	11.9541-9553.2	220563	ATE Ø 54 - Halter
			←	☐; 12/14→; +PR 1ZA,1ZE,1ZP	2	11.9541-9554.2	220564	ATE Ø 54 - Halter
			←	☐; 12/14→; +PR 1LV,1ZB,1ZD	2	11.9541-9554.2	220564	ATE Ø 54 - Halter
			→	☐; 12/14→; +PR 1KD,1KU	2	24.3384-1755.5	240886	TRW Ø 38 - Halter
			→	☐; 12/14→; +PR 1KD,1KU	2	24.3384-1756.5	240887	TRW Ø 38 - Halter
2.0 TDI	110	07/14→	←	☐; 09/14→; +PR 1ZM,1ZQ	2	11.9541-9549.2	220575	ATE Ø 54 - Halter
			←	☐; 09/14→; +PR 1ZM,1ZQ	2	11.9541-9550.2	220576	ATE Ø 54 - Halter
			←	☐; 09/14→; +PR 1LV,1ZB,1ZD	2	11.9541-9553.2	220563	ATE Ø 54 - Halter
			←	☐; 09/14→; +PR 1ZA,1ZE,1ZP	2	11.9541-9553.2	220563	ATE Ø 54 - Halter
			←	☐; 09/14→; +PR 1LV,1ZB,1ZD	2	11.9541-9554.2	220564	ATE Ø 54 - Halter
			←	☐; 09/14→; +PR 1ZA,1ZE,1ZP	2	11.9541-9554.2	220564	ATE Ø 54 - Halter
			→	☐; 09/14→; +PR 1KD,1KU	2	24.3384-1755.5	240886	TRW Ø 38 - Halter
			→	☐; 09/14→; +PR 1KD,1KU	2	24.3384-1756.5	240887	TRW Ø 38 - Halter
2.0 TSI	155	12/12→	←	☐; 05/13→; +PR 1ZM,1ZQ	2	11.9541-9549.2	220575	ATE Ø 54 - Halter
			←	☐; 05/13→; +PR 1ZM,1ZQ	2	11.9541-9550.2	220576	ATE Ø 54 - Halter
			←	☐; 05/13→; +PR 1ZA,1ZE,1ZP	2	11.9541-9553.2	220563	ATE Ø 54 - Halter
			←	☐; 05/13→; +PR 1LV,1ZB,1ZD	2	11.9541-9553.2	220563	ATE Ø 54 - Halter
			←	☐; 05/13→; +PR 1LV,1ZB,1ZD	2	11.9541-9554.2	220564	ATE Ø 54 - Halter
			←	☐; 05/13→; +PR 1ZA,1ZE,1ZP	2	11.9541-9554.2	220564	ATE Ø 54 - Halter
			→	☐; 05/13→; +PR 1KD,1KU	2	24.3384-1755.5	240886	TRW Ø 38 - Halter
			→	☐; 05/13→; +PR 1KD,1KU	2	24.3384-1756.5	240887	TRW Ø 38 - Halter
<b>Halter, Bremssattel</b>								
1.2 TSI	77	07/11→	←	+PR 1LV,1ZB,1ZD	2	11.0230-0131.1	260129	ATE
1.2 TSI 16V	77	12/14→						
1.4 TSI	110	12/14→						
1.4 TSI	118	10/11→						
1.6 TDI	77	10/11→						
2.0 TDI	103	04/11→						
2.0 TSI	147	04/11→						
2.0 TSI	162	12/14→						
2.5	125	04/11→						
2.0 TDI	81	06/14→	←	12/14→; +PR 1LV,1ZB,1ZD	2	11.0230-0131.1	260129	ATE
2.0 TDI	110	07/14→	←	09/14→; +PR 1LV,1ZB,1ZD	2	11.0230-0131.1	260129	ATE
2.0 TSI	155	12/12→	←	05/13→; +PR 1LV,1ZB,1ZD	2	11.0230-0131.1	260129	ATE
<b>Feder, Bremssattel</b>								
1.2 TSI	77	07/11→	←	+PR 1ZA,1ZE,1ZP	2	11.8116-0351.1	390538	ATE
1.2 TSI 16V	77	12/14→						
1.4 TSI	110	12/14→	←	+PR 1LV,1ZB,1ZD	2	11.8116-0351.1	390538	ATE
1.4 TSI	118	10/11→						
1.6 TDI	77	10/11→						
2.0 TDI	103	04/11→						
2.0 TSI	147	04/11→						
2.0 TSI	162	12/14→						
2.5	125	04/11→						
2.0 TDI	81	06/14→	←	12/14→; +PR 1ZA,1ZE,1ZP	2	11.8116-0351.1	390538	ATE
			←	12/14→; +PR 1LV,1ZB,1ZD	2	11.8116-0351.1	390538	ATE
2.0 TDI	110	07/14→	←	09/14→; +PR 1ZA,1ZE,1ZP	2	11.8116-0351.1	390538	ATE
			←	09/14→; +PR 1LV,1ZB,1ZD	2	11.8116-0351.1	390538	ATE
2.0 TSI	155	12/12→	←	05/13→; +PR 1LV,1ZB,1ZD	2	11.8116-0351.1	390538	ATE
			←	05/13→; +PR 1ZA,1ZE,1ZP	2	11.8116-0351.1	390538	ATE
<b>Führungshülzensatz, Bremssattel</b>								
1.2 TSI	77	07/11→	←	+PR 1ZA,1ZE,1ZP		11.0101-5409.2	260035	ATE
1.2 TSI 16V	77	12/14→						
1.4 TSI	110	12/14→	←	+PR 1LV,1ZB,1ZD		11.0101-5409.2	260035	ATE
1.4 TSI	118	10/11→	←	+PR 1ZM,1ZQ		11.0101-5409.2	260035	ATE
1.6 TDI	77	10/11→						
2.0 TDI	103	04/11→						
2.0 TSI	147	04/11→						
2.0 TSI	162	12/14→						
2.5	125	04/11→						
2.0 TDI	81	06/14→	←	12/14→; +PR 1ZM,1ZQ		11.0101-5409.2	260035	ATE
↓								










	kw					! #		
<b>VW - BEETLE (5C1, 5C2) 04/11→</b>								
<b>Führungshülzensatz, Bremsattel</b>								
2.0 TDI	81	06/14→	←	12/14→; +PR 1ZA,1ZE,1ZP		11.0101-5409.2	260035	ATE
			←	12/14→; +PR 1LV,1ZB,1ZD		11.0101-5409.2	260035	ATE
2.0 TDI	110	07/14→	←	09/14→; +PR 1LV,1ZB,1ZD		11.0101-5409.2	260035	ATE
			←	09/14→; +PR 1ZM,1ZQ		11.0101-5409.2	260035	ATE
			←	09/14→; +PR 1ZA,1ZE,1ZP		11.0101-5409.2	260035	ATE
2.0 TSI	155	12/12→	←	05/13→; +PR 1LV,1ZB,1ZD		11.0101-5409.2	260035	ATE
			←	05/13→; +PR 1ZM,1ZQ		11.0101-5409.2	260035	ATE
			←	05/13→; +PR 1ZA,1ZE,1ZP		11.0101-5409.2	260035	ATE
<b>Führungsbolzen, Bremsattel</b>								
1.2 TSI	77	07/11→		+PR 1ZA,1ZE,1ZP	2	11.8171-0008.1	990049	ATE
1.2 TSI 16V	77	12/14→		+PR 1LV,1ZB,1ZD	2	11.8171-0008.1	990049	ATE
1.4 TSI	110	12/14→						
1.4 TSI	118	10/11→		+PR 1ZM,1ZQ	2	11.8171-0069.1	250152	ATE
1.6 TDI	77	10/11→						
2.0 TDI	103	04/11→						
2.0 TSI	147	04/11→						
2.0 TSI	162	12/14→						
2.5	125	04/11→						
2.0 TDI	81	06/14→		12/14→; +PR 1ZA,1ZE,1ZP	2	11.8171-0008.1	990049	ATE
				12/14→; +PR 1LV,1ZB,1ZD	2	11.8171-0008.1	990049	ATE
				12/14→; +PR 1ZM,1ZQ	2	11.8171-0069.1	250152	ATE
2.0 TDI	110	07/14→		09/14→; +PR 1LV,1ZB,1ZD	2	11.8171-0008.1	990049	ATE
				09/14→; +PR 1ZA,1ZE,1ZP	2	11.8171-0008.1	990049	ATE
				09/14→; +PR 1ZM,1ZQ	2	11.8171-0069.1	250152	ATE
2.0 TSI	155	12/12→		05/13→; +PR 1LV,1ZB,1ZD	2	11.8171-0008.1	990049	ATE
				05/13→; +PR 1ZA,1ZE,1ZP	2	11.8171-0008.1	990049	ATE
				05/13→; +PR 1ZM,1ZQ	2	11.8171-0069.1	250152	ATE
<b>Bremsschlauch</b>								
1.2 TSI	77	07/11→	→	☐; Scheibenbremse		83.7847-0254.3	331233	L= 255
1.2 TSI 16V	77	12/14→	→	☐; Scheibenbremse		83.7847-0257.3	331234	L= 255
1.4 TSI	118	10/11→	→	☐; Scheibenbremse		83.7847-0254.3	331233	L= 255
1.4 TSI	110	12/14→	→	☐		83.7847-0254.3	331233	L= 255
1.6 TDI	77	10/11→	→	☐		83.7847-0257.3	331234	L= 255
2.0 TDI	103	04/11→	→	☐		83.7847-0257.3	331234	L= 255
2.0 TSI	147	04/11→	→					
2.0 TSI	162	12/14→	→					
2.5	125	04/11→	→					
2.0 TDI	81	06/14→	→	☐; 12/14→		83.7847-0254.3	331233	L= 255
			→	☐; 12/14→		83.7847-0257.3	331234	L= 255
2.0 TDI	110	07/14→	→	☐; 09/14→		83.7847-0254.3	331233	L= 255
			→	☐; 09/14→		83.7847-0257.3	331234	L= 255
2.0 TSI	155	12/12→	→	☐; 05/13→		83.7847-0254.3	331233	L= 255
			→	☐; 05/13→		83.7847-0257.3	331234	L= 255
<b>VW - BEETLE Cabriolet (5C7, 5C8) 12/11→</b>								
<b>Bremssattel</b>								
1.2 TSI	77	12/11→	←	☐; 11/12→; +PR 1ZM,1ZQ		11.9541-9549.2	220575	ATE Ø 54 - Halter
1.4 TSI	118	12/11→	←	☐; 11/12→; +PR 1ZM,1ZQ		11.9541-9550.2	220576	ATE Ø 54 - Halter
1.6 TDI	77	12/11→	←	☐; 11/12→; +PR 1ZE,1ZP		11.9541-9553.2	220563	ATE Ø 54 - Halter
2.0 TDI	103	04/12→	←	☐; 11/12→; +PR 1ZE,1ZP		11.9541-9553.2	220563	ATE Ø 54 - Halter
2.0 TSI	147	12/11→	←	☐; 11/12→; +PR 1ZA		11.9541-9553.2	220563	ATE Ø 54 - Halter
			←	☐; 11/12→; +PR 1ZA		11.9541-9553.2	220563	ATE Ø 54 - Halter
			←	☐; 11/12→; +PR 1LV,1ZB		11.9541-9553.2	220563	ATE Ø 54 - Halter
			←	☐; 11/12→; +PR 1LV,1ZB		11.9541-9554.2	220564	ATE Ø 54 - Halter
			←	☐; 11/12→; +PR 1ZE,1ZP		11.9541-9554.2	220564	ATE Ø 54 - Halter
			←	☐; 11/12→; +PR 1ZA		11.9541-9554.2	220564	ATE Ø 54 - Halter
			→	☐; 11/12→; +PR 1KD,1KU		24.3384-1755.5	240886	TRW Ø 38 - Halter
			→	☐; 11/12→; +PR 1KD,1KU		24.3384-1756.5	240887	TRW Ø 38 - Halter
1.2 TSI 16V	77	12/14→	←	☐; +PR 1ZM,1ZQ		11.9541-9549.2	220575	ATE Ø 54 - Halter
1.4 TSI	110	12/14→	←	☐; +PR 1ZM,1ZQ		11.9541-9550.2	220576	ATE Ø 54 - Halter
2.0 TDI	110	09/14→	←	☐; +PR 1ZM,1ZQ		11.9541-9550.2	220576	ATE Ø 54 - Halter
2.0 TSI	162	12/14→	←	☐; +PR 1ZA		11.9541-9553.2	220563	ATE Ø 54 - Halter
			←	☐; +PR 1LV,1ZB		11.9541-9553.2	220563	ATE Ø 54 - Halter











































































































	kw			 	! #		
<b>VW - BEETLE Cabriolet (5C7, 5C8) 12/11→</b>							
<b>Bremssattel</b>							
1.2 TSI 16V	77	12/14→	←	☐; +PR 1ZE,1ZP		11.9541-9553.2	220563 ATE Ø 54 - Halter
1.4 TSI	110	12/14→	←	☐; +PR 1ZA		11.9541-9554.2	220564 ATE Ø 54 - Halter
2.0 TDI	110	09/14→	←	☐; +PR 1ZE,1ZP		11.9541-9554.2	220564 ATE Ø 54 - Halter
2.0 TSI	162	12/14→	←	☐; +PR 1LV,1ZB		11.9541-9554.2	220564 ATE Ø 54 - Halter
			→	☐; +PR 1KD,1KU		24.3384-1755.5	240886 TRW Ø 38 - Halter
			→	☐; +PR 1KD,1KU		24.3384-1756.5	240887 TRW Ø 38 - Halter
2.0 TDI	81	06/14→	←	☐; 12/14→; +PR 1ZM,1ZQ		11.9541-9549.2	220575 ATE Ø 54 - Halter
			←	☐; 12/14→; +PR 1ZM,1ZQ		11.9541-9550.2	220576 ATE Ø 54 - Halter
			←	☐; 12/14→; +PR 1ZA		11.9541-9553.2	220563 ATE Ø 54 - Halter
			←	☐; 12/14→; +PR 1LV,1ZB		11.9541-9553.2	220563 ATE Ø 54 - Halter
			←	☐; 12/14→; +PR 1ZE,1ZP		11.9541-9553.2	220563 ATE Ø 54 - Halter
			←	☐; 12/14→; +PR 1ZE,1ZP		11.9541-9554.2	220564 ATE Ø 54 - Halter
			←	☐; 12/14→; +PR 1LV,1ZB		11.9541-9554.2	220564 ATE Ø 54 - Halter
			←	☐; 12/14→; +PR 1ZA		11.9541-9554.2	220564 ATE Ø 54 - Halter
			→	☐; 12/14→; +PR 1KD,1KU		24.3384-1755.5	240886 TRW Ø 38 - Halter
			→	☐; 12/14→; +PR 1KD,1KU		24.3384-1756.5	240887 TRW Ø 38 - Halter
2.0 TSI	155	12/12→	←	☐; 05/13→; +PR 1ZM,1ZQ		11.9541-9549.2	220575 ATE Ø 54 - Halter
			←	☐; 05/13→; +PR 1ZM,1ZQ		11.9541-9550.2	220576 ATE Ø 54 - Halter
			←	☐; 05/13→; +PR 1ZE,1ZP		11.9541-9553.2	220563 ATE Ø 54 - Halter
			←	☐; 05/13→; +PR 1ZA		11.9541-9553.2	220563 ATE Ø 54 - Halter
			←	☐; 05/13→; +PR 1LV,1ZB		11.9541-9553.2	220563 ATE Ø 54 - Halter
			←	☐; 05/13→; +PR 1ZA		11.9541-9554.2	220564 ATE Ø 54 - Halter
			←	☐; 05/13→; +PR 1ZE,1ZP		11.9541-9554.2	220564 ATE Ø 54 - Halter
			←	☐; 05/13→; +PR 1LV,1ZB		11.9541-9554.2	220564 ATE Ø 54 - Halter
			→	☐; 05/13→; +PR 1KD,1KU		24.3384-1755.5	240886 TRW Ø 38 - Halter
			→	☐; 05/13→; +PR 1KD,1KU		24.3384-1756.5	240887 TRW Ø 38 - Halter
2.5	125	12/11→	←	☐; 12/12→; +PR 1ZM,1ZQ		11.9541-9549.2	220575 ATE Ø 54 - Halter
			←	☐; 12/12→; +PR 1ZM,1ZQ		11.9541-9550.2	220576 ATE Ø 54 - Halter
			←	☐; 12/12→; +PR 1ZA		11.9541-9553.2	220563 ATE Ø 54 - Halter
			←	☐; 12/12→; +PR 1ZE,1ZP		11.9541-9553.2	220563 ATE Ø 54 - Halter
			←	☐; 12/12→; +PR 1LV,1ZB		11.9541-9553.2	220563 ATE Ø 54 - Halter
			←	☐; 12/12→; +PR 1ZE,1ZP		11.9541-9554.2	220564 ATE Ø 54 - Halter
			←	☐; 12/12→; +PR 1LV,1ZB		11.9541-9554.2	220564 ATE Ø 54 - Halter
			←	☐; 12/12→; +PR 1ZA		11.9541-9554.2	220564 ATE Ø 54 - Halter
			→	☐; 12/12→; +PR 1KD,1KU		24.3384-1755.5	240886 TRW Ø 38 - Halter
			→	☐; 12/12→; +PR 1KD,1KU		24.3384-1756.5	240887 TRW Ø 38 - Halter
<b>Halter, Bremssattel</b>							
1.2 TSI	77	12/11→	←	11/12→; +PR 1ZA	2	11.0230-0131.1	260129 ATE
1.4 TSI	118	12/11→	←	11/12→; +PR 1LV,1ZB	2	11.0230-0131.1	260129 ATE
1.6 TDI	77	12/11→					
2.0 TDI	103	04/12→					
2.0 TSI	147	12/11→					
1.2 TSI 16V	77	12/14→	←	+PR 1LV,1ZB	2	11.0230-0131.1	260129 ATE
1.4 TSI	110	12/14→	←	+PR 1ZA	2	11.0230-0131.1	260129 ATE
2.0 TDI	110	09/14→					
2.0 TSI	162	12/14→					
2.0 TDI	81	06/14→	←	12/14→; +PR 1ZA	2	11.0230-0131.1	260129 ATE
			←	12/14→; +PR 1LV,1ZB	2	11.0230-0131.1	260129 ATE
2.0 TSI	155	12/12→	←	05/13→; +PR 1ZA	2	11.0230-0131.1	260129 ATE
			←	05/13→; +PR 1LV,1ZB	2	11.0230-0131.1	260129 ATE
2.5	125	12/11→	←	12/12→; +PR 1ZA	2	11.0230-0131.1	260129 ATE
			←	12/12→; +PR 1LV,1ZB	2	11.0230-0131.1	260129 ATE
<b>Feder, Bremssattel</b>							
1.2 TSI	77	12/11→	←	11/12→; +PR 1ZE,1ZP	2	11.8116-0351.1	390538 ATE
1.4 TSI	118	12/11→	←	11/12→; +PR 1ZA	2	11.8116-0351.1	390538 ATE
1.6 TDI	77	12/11→					
↓							









	kw			 	! #		
<b>VW - BEETLE Cabriolet (5C7, 5C8) 12/11→</b>							
<b>Feder, Bremssattel</b>							
2.0 TDI 2.0 TSI	103 147	04/12→ 12/11→	←	11/12→; +PR 1LV,1ZB	2	11.8116-0351.1 390538	ATE
1.2 TSI 16V 1.4 TSI 2.0 TDI 2.0 TSI	77 110 110 162	12/14→ 12/14→ 09/14→ 12/14→	←	+PR 1LV,1ZB	2	11.8116-0351.1 390538	ATE
			←	+PR 1ZE,1ZP	2	11.8116-0351.1 390538	ATE
			←	+PR 1ZA	2	11.8116-0351.1 390538	ATE
2.0 TDI	81	06/14→	←	12/14→; +PR 1ZA	2	11.8116-0351.1 390538	ATE
			←	12/14→; +PR 1LV,1ZB	2	11.8116-0351.1 390538	ATE
			←	12/14→; +PR 1ZE,1ZP	2	11.8116-0351.1 390538	ATE
2.0 TSI	155	12/12→	←	05/13→; +PR 1ZE,1ZP	2	11.8116-0351.1 390538	ATE
			←	05/13→; +PR 1ZA	2	11.8116-0351.1 390538	ATE
			←	05/13→; +PR 1LV,1ZB	2	11.8116-0351.1 390538	ATE
2.5	125	12/11→	←	12/12→; +PR 1ZE,1ZP	2	11.8116-0351.1 390538	ATE
			←	12/12→; +PR 1ZA	2	11.8116-0351.1 390538	ATE
			←	12/12→; +PR 1LV,1ZB	2	11.8116-0351.1 390538	ATE
<b>Führungshülzensatz, Bremssattel</b>							
1.2 TSI 1.4 TSI 1.6 TDI 2.0 TDI 2.0 TSI	77 118 77 103 147	12/11→ 12/11→ 12/11→ 04/12→ 12/11→	←	11/12→; +PR 1ZM,1ZQ		11.0101-5409.2 260035	ATE
			←	11/12→; +PR 1ZA		11.0101-5409.2 260035	ATE
			←	11/12→; +PR 1ZE,1ZP		11.0101-5409.2 260035	ATE
			←	11/12→; +PR 1LV,1ZB		11.0101-5409.2 260035	ATE
1.2 TSI 16V 1.4 TSI 2.0 TDI 2.0 TSI	77 110 110 162	12/14→ 12/14→ 09/14→ 12/14→	←	+PR 1LV,1ZB		11.0101-5409.2 260035	ATE
			←	+PR 1ZE,1ZP		11.0101-5409.2 260035	ATE
			←	+PR 1ZA		11.0101-5409.2 260035	ATE
			←	+PR 1ZM,1ZQ		11.0101-5409.2 260035	ATE
2.0 TDI	81	06/14→	←	12/14→; +PR 1ZM,1ZQ		11.0101-5409.2 260035	ATE
			←	12/14→; +PR 1ZE,1ZP		11.0101-5409.2 260035	ATE
			←	12/14→; +PR 1ZA		11.0101-5409.2 260035	ATE
			←	12/14→; +PR 1LV,1ZB		11.0101-5409.2 260035	ATE
2.0 TSI	155	12/12→	←	05/13→; +PR 1ZA		11.0101-5409.2 260035	ATE
			←	05/13→; +PR 1LV,1ZB		11.0101-5409.2 260035	ATE
			←	05/13→; +PR 1ZM,1ZQ		11.0101-5409.2 260035	ATE
			←	05/13→; +PR 1ZE,1ZP		11.0101-5409.2 260035	ATE
2.5	125	12/11→	←	12/12→; +PR 1ZM,1ZQ		11.0101-5409.2 260035	ATE
			←	12/12→; +PR 1LV,1ZB		11.0101-5409.2 260035	ATE
			←	12/12→; +PR 1ZE,1ZP		11.0101-5409.2 260035	ATE
			←	12/12→; +PR 1ZA		11.0101-5409.2 260035	ATE
<b>Führungsbolzen, Bremssattel</b>							
1.2 TSI 1.4 TSI 1.6 TDI 2.0 TDI 2.0 TSI	77 118 77 103 147	12/11→ 12/11→ 12/11→ 04/12→ 12/11→	←	11/12→; +PR 1ZA		11.8171-0008.1 990049	ATE
			←	11/12→; +PR 1LV,1ZB		11.8171-0008.1 990049	ATE
			←	11/12→; +PR 1ZE,1ZP		11.8171-0008.1 990049	ATE
			←	11/12→; +PR 1ZM,1ZQ		11.8171-0069.1 250152	ATE
1.2 TSI 16V 1.4 TSI 2.0 TDI 2.0 TSI	77 110 110 162	12/14→ 12/14→ 09/14→ 12/14→	←	+PR 1LV,1ZB		11.8171-0008.1 990049	ATE
			←	+PR 1ZE,1ZP		11.8171-0008.1 990049	ATE
			←	+PR 1ZA		11.8171-0008.1 990049	ATE
			←	+PR 1ZM,1ZQ		11.8171-0069.1 250152	ATE
2.0 TDI	81	06/14→	←	12/14→; +PR 1ZE,1ZP		11.8171-0008.1 990049	ATE
			←	12/14→; +PR 1LV,1ZB		11.8171-0008.1 990049	ATE
			←	12/14→; +PR 1ZA		11.8171-0008.1 990049	ATE
			←	12/14→; +PR 1ZM,1ZQ		11.8171-0069.1 250152	ATE
2.0 TSI	155	12/12→	←	05/13→; +PR 1LV,1ZB		11.8171-0008.1 990049	ATE
			←	05/13→; +PR 1ZA		11.8171-0008.1 990049	ATE
			←	05/13→; +PR 1ZE,1ZP		11.8171-0008.1 990049	ATE
			←	05/13→; +PR 1ZM,1ZQ		11.8171-0069.1 250152	ATE
↓							











	kw			 	! #		
<b>VW - BEETLE Cabriolet (5C7, 5C8) 12/11→</b>							
<b>Führungsbolzen, Bremsattel</b>							
2.5	125	12/11→	←	12/12→; +PR 1LV,1ZB	11.8171-0008.1	990049	ATE
			←	12/12→; +PR 1ZA	11.8171-0008.1	990049	ATE
			←	12/12→; +PR 1ZE,1ZP	11.8171-0008.1	990049	ATE
			←	12/12→; +PR 1ZM,1ZQ	11.8171-0069.1	250152	ATE
<b> Bremsschlauch</b>							
1.2 TSI	77	12/11→	→	☐; 11/12→	83.7847-0254.3	331233	L= 255
1.4 TSI	118	12/11→	→	☐; 11/12→	83.7847-0257.3	331234	L= 255
1.6 TDI	77	12/11→					
2.0 TDI	103	04/12→					
2.0 TSI	147	12/11→					
1.2 TSI 16V	77	12/14→	→	☐	83.7847-0254.3	331233	L= 255
1.4 TSI	110	12/14→					
2.0 TDI	110	09/14→	→	☐	83.7847-0257.3	331234	L= 255
2.0 TSI	162	12/14→					
2.0 TDI	81	06/14→	→	☐; 12/14→	83.7847-0254.3	331233	L= 255
			→	☐; 12/14→	83.7847-0257.3	331234	L= 255
2.0 TSI	155	12/12→	→	☐; 05/13→	83.7847-0254.3	331233	L= 255
			→	☐; 05/13→	83.7847-0257.3	331234	L= 255
2.5	125	12/11→	→	☐; 12/12→	83.7847-0254.3	331233	L= 255
			→	☐; 12/12→	83.7847-0257.3	331234	L= 255
<b>VW - BORA (1J2) 10/98→12/13</b>							
<b> Bremsattel</b>							
1.4 16V	55	03/00→05/05	←	☐; → 12/04; +PR 1LR,1LS,1ZM / 1LQ,1ZP	11.9541-9549.2	220575	ATE Ø 54 - Halter
1.6	74	10/98→05/05					
1.6	75	08/00→05/05	←	☐; → 12/04; +PR 1LR,1LS,1ZM / 1LQ,1ZP	11.9541-9550.2	220576	ATE Ø 54 - Halter
1.8	92	10/98→05/05					
1.9 SDI	50	10/98→05/05	←	☐; → 1J-2W315308; +PR 1LJ	11.9541-9595.2	220501	ATE Ø 54 - Halter
2.0	85	10/98→05/05	←	☐; 1J-2W315309→; → 12/04; +PR 1LJ	11.9541-9595.2	220501	ATE Ø 54 - Halter
2.3 V5	125	10/00→05/05	←	☐; → 12/04; +PR 1ZQ	11.9541-9595.2	220501	ATE Ø 54 - Halter
			←	☐; → 1J-2W315308; +PR 1LJ	11.9541-9596.2	220502	ATE Ø 54 - Halter
			←	☐; 1J-2W315309→; → 12/04; +PR 1LJ	11.9541-9596.2	220502	ATE Ø 54 - Halter
			←	☐; → 12/04; +PR 1ZQ	11.9541-9596.2	220502	ATE Ø 54 - Halter
			←	☐; → 12/04; +PR 1LN,1ZD,1ZE,1ZH	24.3541-8523.5	240551	ATE Ø 54 - Halter
			←	☐; → 12/04; +PR 1LN,1ZD,1ZE,1ZH	24.3541-8524.5	240552	ATE Ø 54 - Halter
			→	☐; → 12/04; +PR 1KU,1KY,2EE	24.3384-1745.5	240848	TRW Ø 38 - Halter
			→	☐; → 12/04; +PR 1KU,1KY,2EE	24.3384-1746.5	240849	TRW Ø 38 - Halter
			→	☐; → 1J-YW238580; +PR 1KP,1KT	24.3414-1703.5	240830	TRW Ø 41 - Halter
			→	☐; → 1J-YW238580; +PR 1KP,1KT	24.3414-1704.5	240831	TRW Ø 41 - Halter
			→	☐; 1J-YW238581→; → 12/04; +PR 1KE,1KP,1KT	24.3414-1705.5	240832	TRW Ø 41 - Halter
1.6 16V	77	05/00→05/05	←	☐; → 12/04; +PR 1LR,1LS,1ZM / 1LQ,1ZP	11.9541-9549.2	220575	ATE Ø 54 - Halter
1.6 FSI	81	01/02→05/05					
1.8 4motion	92	02/99→05/05	←	☐; → 12/04; +PR 1LR,1LS,1ZM / 1LQ,1ZP	11.9541-9550.2	220576	ATE Ø 54 - Halter
1.9 TDI	74	09/00→05/05					
1.9 TDI 4motion	74	09/00→05/05	←	☐; 1J-2W315309→; → 12/04; +PR 1LJ	11.9541-9595.2	220501	ATE Ø 54 - Halter
2.0 4motion	85	04/00→05/05	←	☐; → 12/04; +PR 1ZQ	11.9541-9595.2	220501	ATE Ø 54 - Halter
2.3 V5 4motion	125	10/00→05/05	←	☐; → 1J-2W315308; +PR 1LJ	11.9541-9596.2	220502	ATE Ø 54 - Halter
			←	☐; 1J-2W315309→; → 12/04; +PR 1LJ	11.9541-9596.2	220502	ATE Ø 54 - Halter
			←	☐; → 12/04; +PR 1ZQ	11.9541-9596.2	220502	ATE Ø 54 - Halter
			←	☐; → 12/04; +PR 1LN,1ZD,1ZE,1ZH	24.3541-8523.5	240551	ATE Ø 54 - Halter
			←	☐; → 12/04; +PR 1LN,1ZD,1ZE,1ZH	24.3541-8524.5	240552	ATE Ø 54 - Halter
			→	☐; → 12/04; +PR 1KU,1KY,2EE	24.3384-1745.5	240848	TRW Ø 38 - Halter
			→	☐; → 12/04; +PR 1KU,1KY,2EE	24.3384-1746.5	240849	TRW Ø 38 - Halter
			→	☐; → 12/04; +PR 1KE,1KP,1KT	24.3414-1705.5	240832	TRW Ø 41 - Halter
1.8 T	110	05/00→05/05	←	☐; 09/00→ 12/04; +PR 1LR,1LS,1ZM / 1LQ,1ZP	11.9541-9549.2	220575	ATE Ø 54 - Halter
↓							

	kw			 	! #		
<b>VW - BORA (1J2) 10/98→12/13</b>							
 <b>Bremssattel</b>							
1.8 T	110	05/00→05/05	←   09/00→ 12/04; +PR 1LR,1LS,1ZM / 1LQ,1ZP	11.9541-9550.2	220576	ATE Ø 54 - Halter	
			←   09/00→ 12/04; +PR 1ZQ	11.9541-9595.2	220501	ATE Ø 54 - Halter	
			←   09/00→; → 1J-2W315308; +PR 1LJ	11.9541-9595.2	220501	ATE Ø 54 - Halter	
			←   1J-2W315309→; → 12/04; +PR 1LJ	11.9541-9595.2	220501	ATE Ø 54 - Halter	
			←   09/00→; → 1J-2W315308; +PR 1LJ	11.9541-9596.2	220502	ATE Ø 54 - Halter	
			←   1J-2W315309→; → 12/04; +PR 1LJ	11.9541-9596.2	220502	ATE Ø 54 - Halter	
			←   09/00→ 12/04; +PR 1ZQ	11.9541-9596.2	220502	ATE Ø 54 - Halter	
			←   09/00→ 12/04; +PR 1LN,1ZD,1ZE,1ZH	24.3541-8523.5	240551	ATE Ø 54 - Halter	
			←   09/00→ 12/04; +PR 1LN,1ZD,1ZE,1ZH	24.3541-8524.5	240552	ATE Ø 54 - Halter	
			→   09/00→ 12/04; +PR 1KU,1KY,2EE	24.3384-1745.5	240848	TRW Ø 38 - Halter	
			→   09/00→ 12/04; +PR 1KU,1KY,2EE	24.3384-1746.5	240849	TRW Ø 38 - Halter	
			→   09/00→ 12/04; +PR 1KE,1KP,1KT	24.3414-1705.5	240832	TRW Ø 41 - Halter	
1.8 T	132	03/02→05/05	←   05/02→ 12/04; +PR 1LR,1LS,1ZM / 1LQ,1ZP	11.9541-9549.2	220575	ATE Ø 54 - Halter	
			←   05/02→ 12/04; +PR 1LR,1LS,1ZM / 1LQ,1ZP	11.9541-9550.2	220576	ATE Ø 54 - Halter	
			←   1J-2W315309→; → 12/04; +PR 1LJ	11.9541-9595.2	220501	ATE Ø 54 - Halter	
			←   05/02→ 12/04; +PR 1ZQ	11.9541-9595.2	220501	ATE Ø 54 - Halter	
			←   05/02→; → 1J-2W315308; +PR 1LJ	11.9541-9595.2	220501	ATE Ø 54 - Halter	
			←   1J-2W315309→; → 12/04; +PR 1LJ	11.9541-9596.2	220502	ATE Ø 54 - Halter	
			←   05/02→ 12/04; +PR 1ZQ	11.9541-9596.2	220502	ATE Ø 54 - Halter	
			←   05/02→; → 1J-2W315308; +PR 1LJ	11.9541-9596.2	220502	ATE Ø 54 - Halter	
			←   05/02→ 12/04; +PR 1LN,1ZD,1ZE,1ZH	24.3541-8523.5	240551	ATE Ø 54 - Halter	
			←   05/02→ 12/04; +PR 1LN,1ZD,1ZE,1ZH	24.3541-8524.5	240552	ATE Ø 54 - Halter	
			→   05/02→ 12/04; +PR 1KU,1KY,2EE	24.3384-1745.5	240848	TRW Ø 38 - Halter	
			→   05/02→ 12/04; +PR 1KU,1KY,2EE	24.3384-1746.5	240849	TRW Ø 38 - Halter	
→   05/02→ 12/04; +PR 1KE,1KP,1KT	24.3414-1705.5	240832	TRW Ø 41 - Halter				
1.9 TDI	66	10/98→05/05	←   → 06/01; +PR 1LR,1LS,1ZM / 1LQ,1ZP	11.9541-9549.2	220575	ATE Ø 54 - Halter	
			←   → 06/01; +PR 1LR,1LS,1ZM / 1LQ,1ZP	11.9541-9550.2	220576	ATE Ø 54 - Halter	
			←   → 1J-2W315308; +PR 1LJ	11.9541-9595.2	220501	ATE Ø 54 - Halter	
			←   → 06/01; +PR 1ZQ	11.9541-9595.2	220501	ATE Ø 54 - Halter	
			←   1J-2W315309→; → 06/01; +PR 1LJ	11.9541-9595.2	220501	ATE Ø 54 - Halter	
			←   1J-2W315309→; → 06/01; +PR 1LJ	11.9541-9596.2	220502	ATE Ø 54 - Halter	
			←   → 1J-2W315308; +PR 1LJ	11.9541-9596.2	220502	ATE Ø 54 - Halter	
			←   → 06/01; +PR 1ZQ	11.9541-9596.2	220502	ATE Ø 54 - Halter	
			←   → 06/01; +PR 1LN,1ZD,1ZE,1ZH	24.3541-8523.5	240551	ATE Ø 54 - Halter	
			←   → 06/01; +PR 1LN,1ZD,1ZE,1ZH	24.3541-8524.5	240552	ATE Ø 54 - Halter	
			→   → 06/01; +PR 1KU,1KY,2EE	24.3384-1745.5	240848	TRW Ø 38 - Halter	
			→   → 06/01; +PR 1KU,1KY,2EE	24.3384-1746.5	240849	TRW Ø 38 - Halter	
			→   → 1J-YW238580; +PR 1KP,1KT	24.3414-1703.5	240830	TRW Ø 41 - Halter	
			→   → 1J-YW238580; +PR 1KP,1KT	24.3414-1704.5	240831	TRW Ø 41 - Halter	
→   1J-YW238581→; → 06/01; +PR 1KE,1KP,1KT	24.3414-1705.5	240832	TRW Ø 41 - Halter				
1.9 TDI 2.3 V5	81 110	10/98→06/01 10/98→10/00	←   +PR 1LR,1LS,1ZM / 1LQ,1ZP	11.9541-9549.2	220575	ATE Ø 54 - Halter	
			←   +PR 1LR,1LS,1ZM / 1LQ,1ZP	11.9541-9550.2	220576	ATE Ø 54 - Halter	
			←   → 1J-2W315308; +PR 1LJ	11.9541-9595.2	220501	ATE Ø 54 - Halter	
			←   +PR 1ZQ	11.9541-9595.2	220501	ATE Ø 54 - Halter	
			←   1J-2W315309→; +PR 1LJ	11.9541-9595.2	220501	ATE Ø 54 - Halter	
			←   → 1J-2W315308; +PR 1LJ	11.9541-9596.2	220502	ATE Ø 54 - Halter	
			←   1J-2W315309→; +PR 1LJ	11.9541-9596.2	220502	ATE Ø 54 - Halter	
			←   +PR 1ZQ	11.9541-9596.2	220502	ATE Ø 54 - Halter	











	kw			 	! #		
<b>VW - BORA (1J2) 10/98→12/13</b>							
 <b>Bremssattel</b>							
1.9 TDI 2.3 V5	81 110	10/98→06/01 10/98→10/00	←	☐; +PR 1LN,1ZD,1ZE,1ZH	24.3541-8523.5	240551	ATE Ø 54 - Halter
			←	☐; +PR 1LN,1ZD,1ZE,1ZH	24.3541-8524.5	240552	ATE Ø 54 - Halter
			→	☐; +PR 1KU,1KY,2EE	24.3384-1745.5	240848	TRW Ø 38 - Halter
			→	☐; +PR 1KU,1KY,2EE	24.3384-1746.5	240849	TRW Ø 38 - Halter
			→	☐; → 1J-YW238580; +PR 1KP,1KT	24.3414-1703.5	240830	TRW Ø 41 - Halter
			→	☐; → 1J-YW238580; +PR 1KP,1KT	24.3414-1704.5	240831	TRW Ø 41 - Halter
			→	☐; 1J-YW238581→; +PR 1KE,1KP,1KT	24.3414-1705.5	240832	TRW Ø 41 - Halter
1.9 TDI	85	12/98→01/02	←	☐; 02/99→ 06/01; +PR 1LR,1LS,1ZM / 1LQ,1ZP	11.9541-9549.2	220575	ATE Ø 54 - Halter
			←	☐; 02/99→ 06/01; +PR 1LR,1LS,1ZM / 1LQ,1ZP	11.9541-9550.2	220576	ATE Ø 54 - Halter
			←	☐; 02/99→ 06/01; +PR 1ZQ	11.9541-9595.2	220501	ATE Ø 54 - Halter
			←	☐; 1J-2W315309→; → 06/01; +PR 1LJ	11.9541-9595.2	220501	ATE Ø 54 - Halter
			←	☐; 02/99→; → 1J-2W315308; +PR 1LJ	11.9541-9595.2	220501	ATE Ø 54 - Halter
			←	☐; 1J-2W315309→; → 06/01; +PR 1LJ	11.9541-9596.2	220502	ATE Ø 54 - Halter
			←	☐; 02/99→; → 1J-2W315308; +PR 1LJ	11.9541-9596.2	220502	ATE Ø 54 - Halter
			←	☐; 02/99→ 06/01; +PR 1ZQ	11.9541-9596.2	220502	ATE Ø 54 - Halter
			←	☐; 02/99→ 06/01; +PR 1LN,1ZD,1ZE,1ZH	24.3541-8523.5	240551	ATE Ø 54 - Halter
			←	☐; 02/99→ 06/01; +PR 1LN,1ZD,1ZE,1ZH	24.3541-8524.5	240552	ATE Ø 54 - Halter
			→	☐; 02/99→ 06/01; +PR 1KU,1KY,2EE	24.3384-1745.5	240848	TRW Ø 38 - Halter
			→	☐; 02/99→ 06/01; +PR 1KU,1KY,2EE	24.3384-1746.5	240849	TRW Ø 38 - Halter
			→	☐; 02/99→; → 1J-YW238580; +PR 1KP,1KT	24.3414-1703.5	240830	TRW Ø 41 - Halter
			→	☐; 02/99→; → 1J-YW238580; +PR 1KP,1KT	24.3414-1704.5	240831	TRW Ø 41 - Halter
			→	☐; 1J-YW238581→; → 06/01; +PR 1KE,1KP,1KT	24.3414-1705.5	240832	TRW Ø 41 - Halter
1.9 TDI 1.9 TDI 4motion	96 96	11/00→05/05 11/00→05/05	←	☐; 04/01→ 12/04; +PR 1LR,1LS,1ZM / 1LQ,1ZP	11.9541-9549.2	220575	ATE Ø 54 - Halter
			←	☐; 04/01→ 12/04; +PR 1LR,1LS,1ZM / 1LQ,1ZP	11.9541-9550.2	220576	ATE Ø 54 - Halter
			←	☐; 1J-2W315309→; → 12/04; +PR 1LJ	11.9541-9595.2	220501	ATE Ø 54 - Halter
			←	☐; 04/01→ 12/04; +PR 1ZQ	11.9541-9595.2	220501	ATE Ø 54 - Halter
			←	☐; 04/01→; → 1J-2W315308; +PR 1LJ	11.9541-9595.2	220501	ATE Ø 54 - Halter
			←	☐; 04/01→ 12/04; +PR 1ZQ	11.9541-9596.2	220502	ATE Ø 54 - Halter
			←	☐; 04/01→; → 1J-2W315308; +PR 1LJ	11.9541-9596.2	220502	ATE Ø 54 - Halter
			←	☐; 1J-2W315309→; → 12/04; +PR 1LJ	11.9541-9596.2	220502	ATE Ø 54 - Halter
			←	☐; 04/01→ 12/04; +PR 1LN,1ZD,1ZE,1ZH	24.3541-8523.5	240551	ATE Ø 54 - Halter
			←	☐; 04/01→ 12/04; +PR 1LN,1ZD,1ZE,1ZH	24.3541-8524.5	240552	ATE Ø 54 - Halter
			→	☐; 04/01→ 12/04; +PR 1KU,1KY,2EE	24.3384-1745.5	240848	TRW Ø 38 - Halter
			→	☐; 04/01→ 12/04; +PR 1KU,1KY,2EE	24.3384-1746.5	240849	TRW Ø 38 - Halter
			→	☐; 04/01→ 12/04; +PR 1KE,1KP,1KT	24.3414-1705.5	240832	TRW Ø 41 - Halter
1.9 TDI 1.9 TDI 4motion	110 110	05/00→05/05 05/00→05/05	←	☐; 10/00→ 12/04; +PR 1LR,1LS,1ZM / 1LQ,1ZP	11.9541-9549.2	220575	ATE Ø 54 - Halter
			←	☐; 10/00→ 12/04; +PR 1LR,1LS,1ZM / 1LQ,1ZP	11.9541-9550.2	220576	ATE Ø 54 - Halter
			←	☐; 10/00→; → 1J-2W315308; +PR 1LJ	11.9541-9595.2	220501	ATE Ø 54 - Halter
			←	☐; 1J-2W315309→; → 12/04; +PR 1LJ	11.9541-9595.2	220501	ATE Ø 54 - Halter
			←	☐; 10/00→ 12/04; +PR 1ZQ	11.9541-9595.2	220501	ATE Ø 54 - Halter
			←	☐; 10/00→ 12/04; +PR 1ZQ	11.9541-9596.2	220502	ATE Ø 54 - Halter
			←	☐; 1J-2W315309→; → 12/04; +PR 1LJ	11.9541-9596.2	220502	ATE Ø 54 - Halter
			←	☐; 10/00→; → 1J-2W315308; +PR 1LJ	11.9541-9596.2	220502	ATE Ø 54 - Halter
			←	☐; 10/00→ 12/04; +PR 1LN,1ZD,1ZE,1ZH	24.3541-8523.5	240551	ATE Ø 54 - Halter
			←	☐; 10/00→ 12/04; +PR 1LN,1ZD,1ZE,1ZH	24.3541-8524.5	240552	ATE Ø 54 - Halter
			→	☐; 10/00→ 12/04; +PR 1KU,1KY,2EE	24.3384-1745.5	240848	TRW Ø 38 - Halter










	kw			 	! #		
<b>VW - BORA (1J2) 10/98→12/13</b>							
 <b>Bremssattel</b>							
1.9 TDI	110	05/00→05/05	➔	☐; 10/00→ 12/04; +PR 1KU,1KY,2EE	24.3384-1746.5	240849	TRW Ø 38 - Halter
1.9 TDI 4motion	110	05/00→05/05	➔	☐; 10/00→ 12/04; +PR 1KE,1KP,1KT	24.3414-1705.5	240832	TRW Ø 41 - Halter
1.9 TDI 4motion	66	11/98→04/02	➔	☐; 02/99→ 06/01; +PR 1LR,1LS,1ZM / 1LQ,1ZP	11.9541-9549.2	220575	ATE Ø 54 - Halter
			➔	☐; 02/99→ 06/01; +PR 1LR,1LS,1ZM / 1LQ,1ZP	11.9541-9550.2	220576	ATE Ø 54 - Halter
			➔	☐; 02/99→ 06/01; +PR 1ZQ	11.9541-9595.2	220501	ATE Ø 54 - Halter
			➔	☐; 02/99→; → 1J-2W315308; +PR 1LJ	11.9541-9595.2	220501	ATE Ø 54 - Halter
			➔	☐; 1J-2W315309→; → 06/01; +PR 1LJ	11.9541-9595.2	220501	ATE Ø 54 - Halter
			➔	☐; 02/99→ 06/01; +PR 1ZQ	11.9541-9596.2	220502	ATE Ø 54 - Halter
			➔	☐; 1J-2W315309→; → 06/01; +PR 1LJ	11.9541-9596.2	220502	ATE Ø 54 - Halter
			➔	☐; 02/99→; → 1J-2W315308; +PR 1LJ	11.9541-9596.2	220502	ATE Ø 54 - Halter
			➔	☐; 02/99→ 06/01; +PR 1LN,1ZD,1ZE,1ZH	24.3541-8523.5	240551	ATE Ø 54 - Halter
			➔	☐; 02/99→ 06/01; +PR 1LN,1ZD,1ZE,1ZH	24.3541-8524.5	240552	ATE Ø 54 - Halter
			➔	☐; 02/99→ 06/01; +PR 1KU,1KY,2EE	24.3384-1745.5	240848	TRW Ø 38 - Halter
			➔	☐; 02/99→ 06/01; +PR 1KU,1KY,2EE	24.3384-1746.5	240849	TRW Ø 38 - Halter
			➔	☐; 02/99→ 06/01; +PR 1KE,1KP,1KT	24.3414-1705.5	240832	TRW Ø 41 - Halter
			1.9 TDI 4motion	85	02/99→06/01	➔	☐; +PR 1LR,1LS,1ZM / 1LQ,1ZP
➔	☐; +PR 1LR,1LS,1ZM / 1LQ,1ZP	11.9541-9550.2				220576	ATE Ø 54 - Halter
➔	☐; 1J-2W315309→; +PR 1LJ	11.9541-9595.2				220501	ATE Ø 54 - Halter
➔	☐; → 1J-2W315308; +PR 1LJ	11.9541-9595.2				220501	ATE Ø 54 - Halter
➔	☐; +PR 1ZQ	11.9541-9595.2				220501	ATE Ø 54 - Halter
➔	☐; +PR 1ZQ	11.9541-9596.2				220502	ATE Ø 54 - Halter
➔	☐; → 1J-2W315308; +PR 1LJ	11.9541-9596.2				220502	ATE Ø 54 - Halter
➔	☐; 1J-2W315309→; +PR 1LJ	11.9541-9596.2				220502	ATE Ø 54 - Halter
➔	☐; +PR 1LN,1ZD,1ZE,1ZH	24.3541-8523.5				240551	ATE Ø 54 - Halter
➔	☐; +PR 1LN,1ZD,1ZE,1ZH	24.3541-8524.5				240552	ATE Ø 54 - Halter
➔	☐; +PR 1KU,1KY,2EE	24.3384-1745.5				240848	TRW Ø 38 - Halter
➔	☐; +PR 1KU,1KY,2EE	24.3384-1746.5				240849	TRW Ø 38 - Halter
➔	☐; +PR 1KE,1KP,1KT	24.3414-1705.5				240832	TRW Ø 41 - Halter
2.3 V5 4motion	110	12/98→10/00				➔	☐; 02/99→; +PR 1LR,1LS,1ZM / 1LQ,1ZP
			➔	☐; 02/99→; +PR 1LR,1LS,1ZM / 1LQ,1ZP	11.9541-9550.2	220576	ATE Ø 54 - Halter
			➔	☐; 02/99→; → 1J-2W315308; +PR 1LJ	11.9541-9595.2	220501	ATE Ø 54 - Halter
			➔	☐; 1J-2W315309→; +PR 1LJ	11.9541-9595.2	220501	ATE Ø 54 - Halter
			➔	☐; 02/99→; +PR 1ZQ	11.9541-9595.2	220501	ATE Ø 54 - Halter
			➔	☐; 02/99→; +PR 1ZQ	11.9541-9596.2	220502	ATE Ø 54 - Halter
			➔	☐; 1J-2W315309→; +PR 1LJ	11.9541-9596.2	220502	ATE Ø 54 - Halter
			➔	☐; 02/99→; → 1J-2W315308; +PR 1LJ	11.9541-9596.2	220502	ATE Ø 54 - Halter
			➔	☐; 02/99→; +PR 1LN,1ZD,1ZE,1ZH	24.3541-8523.5	240551	ATE Ø 54 - Halter
			➔	☐; 02/99→; +PR 1LN,1ZD,1ZE,1ZH	24.3541-8524.5	240552	ATE Ø 54 - Halter
			➔	☐; 02/99→; +PR 1KU,1KY,2EE	24.3384-1745.5	240848	TRW Ø 38 - Halter
			➔	☐; 02/99→; +PR 1KU,1KY,2EE	24.3384-1746.5	240849	TRW Ø 38 - Halter
			➔	☐; 02/99→; +PR 1KE,1KP,1KT	24.3414-1705.5	240832	TRW Ø 41 - Halter
			2.8 V6 4motion	150	03/99→05/05	➔	☐; 05/99→ 12/04; +PR 1LR,1LS,1ZM / 1LQ,1ZP
➔	☐; 05/99→ 12/04; +PR 1LR,1LS,1ZM / 1LQ,1ZP	11.9541-9550.2				220576	ATE Ø 54 - Halter
➔	☐; 05/99→ 12/04; +PR 1ZQ	11.9541-9595.2				220501	ATE Ø 54 - Halter
➔	☐; 05/99→; → 1J-2W315308; +PR 1LJ	11.9541-9595.2				220501	ATE Ø 54 - Halter
➔	☐; 1J-2W315309→; → 12/04; +PR 1LJ	11.9541-9595.2				220501	ATE Ø 54 - Halter
➔	☐; 1J-2W315309→; → 12/04; +PR 1LJ	11.9541-9596.2				220502	ATE Ø 54 - Halter
➔	☐; 05/99→; → 1J-2W315308; +PR 1LJ	11.9541-9596.2				220502	ATE Ø 54 - Halter
➔	☐; 05/99→ 12/04; +PR 1ZQ	11.9541-9596.2				220502	ATE Ø 54 - Halter

















	kw			 	! #			
<b>VW - BORA (1J2) 10/98→12/13</b>								
<b> Bremssattel</b>								
2.8 V6 4motion	150	03/99→05/05	←	☐; 05/99→ 12/04; +PR 1LN,1ZD,1ZE,1ZH		24.3541-8523.5	240551	ATE Ø 54 - Halter
			←	☐; 05/99→ 12/04; +PR 1LN,1ZD,1ZE,1ZH		24.3541-8524.5	240552	ATE Ø 54 - Halter
			→	☐; 05/99→ 12/04; +PR 1KU,1KY,2EE		24.3384-1745.5	240848	TRW Ø 38 - Halter
			→	☐; 05/99→ 12/04; +PR 1KU,1KY,2EE		24.3384-1746.5	240849	TRW Ø 38 - Halter
			→	☐; 05/99→ 12/04; +PR 1KE,1KP,1KT		24.3414-1705.5	240832	TRW Ø 41 - Halter
<b>Halter, Bremssattel</b>								
1.4 16V	55	03/00→05/05	←	→ 12/04; +PR 1ZQ	2	11.0230-0451.1	260130	ATE
1.6	74	10/98→05/05	←	→ 1J-2W315308; +PR 1LJ	2	11.0230-0451.1	260130	ATE
1.6	75	08/00→05/05	←	→ 1J-2W315309→; → 12/04; +PR 1LJ	2	11.0230-0451.1	260130	ATE
1.6 16V	77	05/00→05/05	←	1J-2W315309→; → 12/04; +PR 1LJ	2	11.0230-0451.1	260130	ATE
1.6 FSI	81	01/02→05/05	←	→ 12/04; +PR 1LN,1ZD,1ZE,1ZH	2	11.8170-0306.1	260102	ATE
1.8	92	10/98→05/05	←	→ 12/04; +PR 1LN,1ZD,1ZE,1ZH	2	11.8170-0306.1	260102	ATE
1.8 4motion	92	02/99→05/05	←	→ 12/04; +PR 1LN,1ZD,1ZE,1ZH	2	11.8170-0306.1	260102	ATE
1.9 SDI	50	10/98→05/05	←	→ 12/04; +PR 1LN,1ZD,1ZE,1ZH	2	11.8170-0306.1	260102	ATE
1.9 TDI	74	09/00→05/05	←	→ 12/04; +PR 1LN,1ZD,1ZE,1ZH	2	11.8170-0306.1	260102	ATE
1.9 TDI 4motion	74	09/00→05/05	←	→ 12/04; +PR 1LN,1ZD,1ZE,1ZH	2	11.8170-0306.1	260102	ATE
2.0	85	10/98→05/05	←	→ 12/04; +PR 1LN,1ZD,1ZE,1ZH	2	11.8170-0306.1	260102	ATE
2.0 4motion	85	04/00→05/05	←	→ 12/04; +PR 1LN,1ZD,1ZE,1ZH	2	11.8170-0306.1	260102	ATE
2.3 V5	125	10/00→05/05	←	→ 12/04; +PR 1LN,1ZD,1ZE,1ZH	2	11.8170-0306.1	260102	ATE
2.3 V5 4motion	125	10/00→05/05	←	→ 12/04; +PR 1LN,1ZD,1ZE,1ZH	2	11.8170-0306.1	260102	ATE
1.8 T	110	05/00→05/05	←	09/00→ 12/04; +PR 1ZQ	2	11.0230-0451.1	260130	ATE
			←	09/00→; → 1J-2W315308; +PR 1LJ	2	11.0230-0451.1	260130	ATE
			←	1J-2W315309→; → 12/04; +PR 1LJ	2	11.0230-0451.1	260130	ATE
			←	09/00→ 12/04; +PR 1LN,1ZD,1ZE,1ZH	2	11.8170-0306.1	260102	ATE
1.8 T	132	03/02→05/05	←	05/02→ 12/04; +PR 1ZQ	2	11.0230-0451.1	260130	ATE
			←	05/02→; → 1J-2W315308; +PR 1LJ	2	11.0230-0451.1	260130	ATE
			←	1J-2W315309→; → 12/04; +PR 1LJ	2	11.0230-0451.1	260130	ATE
			←	05/02→ 12/04; +PR 1LN,1ZD,1ZE,1ZH	2	11.8170-0306.1	260102	ATE
1.9 TDI	66	10/98→05/05	←	→ 06/01; +PR 1ZQ	2	11.0230-0451.1	260130	ATE
			←	→ 1J-2W315308; +PR 1LJ	2	11.0230-0451.1	260130	ATE
			←	1J-2W315309→; → 06/01; +PR 1LJ	2	11.0230-0451.1	260130	ATE
			←	→ 06/01; +PR 1LN,1ZD,1ZE,1ZH	2	11.8170-0306.1	260102	ATE
1.9 TDI 1.9 TDI 4motion 2.3 V5	81 85 110	10/98→06/01 02/99→06/01 10/98→10/00	←	1J-2W315309→; +PR 1LJ	2	11.0230-0451.1	260130	ATE
			←	→ 1J-2W315308; +PR 1LJ	2	11.0230-0451.1	260130	ATE
			←	+PR 1ZQ	2	11.0230-0451.1	260130	ATE
			←	+PR 1LN,1ZD,1ZE,1ZH	2	11.8170-0306.1	260102	ATE
1.9 TDI 1.9 TDI 4motion	85 66	12/98→01/02 11/98→04/02	←	1J-2W315309→; → 06/01; +PR 1LJ	2	11.0230-0451.1	260130	ATE
			←	02/99→; → 1J-2W315308; +PR 1LJ	2	11.0230-0451.1	260130	ATE
			←	02/99→ 06/01; +PR 1ZQ	2	11.0230-0451.1	260130	ATE
			←	02/99→ 06/01; +PR 1LN,1ZD,1ZE,1ZH	2	11.8170-0306.1	260102	ATE
1.9 TDI 1.9 TDI 4motion	96 96	11/00→05/05 11/00→05/05	←	04/01→ 12/04; +PR 1ZQ	2	11.0230-0451.1	260130	ATE
			←	04/01→; → 1J-2W315308; +PR 1LJ	2	11.0230-0451.1	260130	ATE
			←	1J-2W315309→; → 12/04; +PR 1LJ	2	11.0230-0451.1	260130	ATE
			←	04/01→ 12/04; +PR 1LN,1ZD,1ZE,1ZH	2	11.8170-0306.1	260102	ATE
1.9 TDI 1.9 TDI 4motion	110 110	05/00→05/05 05/00→05/05	←	10/00→; → 1J-2W315308; +PR 1LJ	2	11.0230-0451.1	260130	ATE
			←	10/00→ 12/04; +PR 1ZQ	2	11.0230-0451.1	260130	ATE
			←	1J-2W315309→; → 12/04; +PR 1LJ	2	11.0230-0451.1	260130	ATE
			←	10/00→ 12/04; +PR 1LN,1ZD,1ZE,1ZH	2	11.8170-0306.1	260102	ATE
2.3 V5 4motion	110	12/98→10/00	←	02/99→; → 1J-2W315308; +PR 1LJ	2	11.0230-0451.1	260130	ATE
			←	1J-2W315309→; +PR 1LJ	2	11.0230-0451.1	260130	ATE
			←	02/99→; +PR 1ZQ	2	11.0230-0451.1	260130	ATE
			←	02/99→; +PR 1LN,1ZD,1ZE,1ZH	2	11.8170-0306.1	260102	ATE
2.8 V6 4motion	150	03/99→05/05	←	05/99→; → 1J-2W315308; +PR 1LJ	2	11.0230-0451.1	260130	ATE
			←	05/99→ 12/04; +PR 1ZQ	2	11.0230-0451.1	260130	ATE
			←	1J-2W315309→; → 12/04; +PR 1LJ	2	11.0230-0451.1	260130	ATE
			←	05/99→ 12/04; +PR 1LN,1ZD,1ZE,1ZH	2	11.8170-0306.1	260102	ATE
↓								










	kw			 	! #		
<b>VW - BORA (1J2) 10/98→12/13</b>							
<b>Feder, Bremssattel</b>							
1.4 16V	55	03/00→05/05		→ 1J-2W315308; +PR 1LJ	2	11.8116-0143.1 390513	ATE
1.6	74	10/98→05/05		→ 12/04; +PR 1ZQ	2	11.8116-0143.1 390513	ATE
1.6	75	08/00→05/05					
1.6 16V	77	05/00→05/05		→ 12/04; +PR 1LN,1ZD,1ZE,1ZH	2	11.8116-0143.1 390513	ATE
1.6 FSI	81	01/02→05/05					
1.8	92	10/98→05/05		1J-2W315309→; → 12/04; +PR 1LJ	2	11.8116-0143.1 390513	ATE
1.8 4motion	92	02/99→05/05					
1.9 SDI	50	10/98→05/05					
1.9 TDI	74	09/00→05/05					
1.9 TDI 4motion	74	09/00→05/05					
2.0	85	10/98→05/05					
2.0 4motion	85	04/00→05/05					
2.3 V5	125	10/00→05/05					
2.3 V5 4motion	125	10/00→05/05					
1.8 T	110	05/00→05/05		1J-2W315309→; → 12/04; +PR 1LJ	2	11.8116-0143.1 390513	ATE
				09/00→; → 1J-2W315308; +PR 1LJ	2	11.8116-0143.1 390513	ATE
				09/00→ 12/04; +PR 1LN,1ZD,1ZE,1ZH	2	11.8116-0143.1 390513	ATE
				09/00→ 12/04; +PR 1ZQ	2	11.8116-0143.1 390513	ATE
1.8 T	132	03/02→05/05		05/02→; → 1J-2W315308; +PR 1LJ	2	11.8116-0143.1 390513	ATE
				1J-2W315309→; → 12/04; +PR 1LJ	2	11.8116-0143.1 390513	ATE
				05/02→ 12/04; +PR 1ZQ	2	11.8116-0143.1 390513	ATE
				05/02→ 12/04; +PR 1LN,1ZD,1ZE,1ZH	2	11.8116-0143.1 390513	ATE
1.9 TDI	66	10/98→05/05		→ 1J-2W315308; +PR 1LJ	2	11.8116-0143.1 390513	ATE
				1J-2W315309→; → 06/01; +PR 1LJ	2	11.8116-0143.1 390513	ATE
				→ 06/01; +PR 1LN,1ZD,1ZE,1ZH	2	11.8116-0143.1 390513	ATE
				→ 06/01; +PR 1ZQ	2	11.8116-0143.1 390513	ATE
1.9 TDI	81	10/98→06/01		→ 1J-2W315308; +PR 1LJ	2	11.8116-0143.1 390513	ATE
1.9 TDI 4motion	85	02/99→06/01		+PR 1ZQ	2	11.8116-0143.1 390513	ATE
2.3 V5	110	10/98→10/00		+PR 1LN,1ZD,1ZE,1ZH	2	11.8116-0143.1 390513	ATE
				1J-2W315309→; +PR 1LJ	2	11.8116-0143.1 390513	ATE
1.9 TDI	85	12/98→01/02		1J-2W315309→; → 06/01; +PR 1LJ	2	11.8116-0143.1 390513	ATE
1.9 TDI 4motion	66	11/98→04/02		02/99→ 06/01; +PR 1ZQ	2	11.8116-0143.1 390513	ATE
				02/99→ 06/01; +PR 1LN,1ZD,1ZE,1ZH	2	11.8116-0143.1 390513	ATE
				02/99→; → 1J-2W315308; +PR 1LJ	2	11.8116-0143.1 390513	ATE
1.9 TDI	96	11/00→05/05		1J-2W315309→; → 12/04; +PR 1LJ	2	11.8116-0143.1 390513	ATE
1.9 TDI 4motion	96	11/00→05/05		04/01→; → 1J-2W315308; +PR 1LJ	2	11.8116-0143.1 390513	ATE
				04/01→ 12/04; +PR 1ZQ	2	11.8116-0143.1 390513	ATE
				04/01→ 12/04; +PR 1LN,1ZD,1ZE,1ZH	2	11.8116-0143.1 390513	ATE
1.9 TDI	110	05/00→05/05		10/00→ 12/04; +PR 1LN,1ZD,1ZE,1ZH	2	11.8116-0143.1 390513	ATE
1.9 TDI 4motion	110	05/00→05/05		1J-2W315309→; → 12/04; +PR 1LJ	2	11.8116-0143.1 390513	ATE
				10/00→ 12/04; +PR 1ZQ	2	11.8116-0143.1 390513	ATE
				10/00→; → 1J-2W315308; +PR 1LJ	2	11.8116-0143.1 390513	ATE
2.3 V5 4motion	110	12/98→10/00		02/99→; → 1J-2W315308; +PR 1LJ	2	11.8116-0143.1 390513	ATE
				1J-2W315309→; +PR 1LJ	2	11.8116-0143.1 390513	ATE
				02/99→; +PR 1ZQ	2	11.8116-0143.1 390513	ATE
				02/99→; +PR 1LN,1ZD,1ZE,1ZH	2	11.8116-0143.1 390513	ATE
2.8 V6 4motion	150	03/99→05/05		1J-2W315309→; → 12/04; +PR 1LJ	2	11.8116-0143.1 390513	ATE
				05/99→; → 1J-2W315308; +PR 1LJ	2	11.8116-0143.1 390513	ATE
				05/99→ 12/04; +PR 1ZQ	2	11.8116-0143.1 390513	ATE
				05/99→ 12/04; +PR 1LN,1ZD,1ZE,1ZH	2	11.8116-0143.1 390513	ATE
<b>Führungshülzensatz, Bremssattel</b>							
1.4 16V	55	03/00→05/05	←	→ 1J-2W315308; +PR 1LJ		11.0101-5409.2 260035	ATE
1.6	74	10/98→05/05	←	→ 12/04; +PR 1ZQ		11.0101-5409.2 260035	ATE
1.6	75	08/00→05/05	←				
1.6 16V	77	05/00→05/05	←	→ 12/04; +PR 1LR,1LS,1ZM / 1LQ,1ZP		11.0101-5409.2 260035	ATE
1.6 FSI	81	01/02→05/05	←				
1.8	92	10/98→05/05	←	→ 12/04; +PR 1LN,1ZD,1ZE,1ZH		11.0101-5409.2 260035	ATE
1.8 4motion	92	02/99→05/05	←				
1.9 SDI	50	10/98→05/05	←	1J-2W315309→; → 12/04; +PR 1LJ		11.0101-5409.2 260035	ATE
1.9 TDI	74	09/00→05/05					
1.9 TDI 4motion	74	09/00→05/05					
2.0	85	10/98→05/05					
2.0 4motion	85	04/00→05/05					
2.3 V5	125	10/00→05/05					
2.3 V5 4motion	125	10/00→05/05					
1.8 T	110	05/00→05/05	←	1J-2W315309→; → 12/04; +PR 1LJ		11.0101-5409.2 260035	ATE
			←	09/00→; → 1J-2W315308; +PR 1LJ		11.0101-5409.2 260035	ATE
↓							



































	kw			 	! #		
<b>VW - BORA (1J2) 10/98→12/13</b>							
<b>Führungshülzensatz, Bremsattel</b>							
1.8 T	110	05/00→05/05	←	09/00→ 12/04; +PR 1LR,1LS,1ZM / 1LQ,1ZP	11.0101-5409.2	260035	ATE
			←	09/00→ 12/04; +PR 1LN,1ZD,1ZE,1ZH	11.0101-5409.2	260035	ATE
			←	09/00→ 12/04; +PR 1ZQ	11.0101-5409.2	260035	ATE
1.8 T	132	03/02→05/05	←	05/02→ 12/04; +PR 1LR,1LS,1ZM / 1LQ,1ZP	11.0101-5409.2	260035	ATE
			←	05/02→ 12/04; +PR 1ZQ	11.0101-5409.2	260035	ATE
			←	05/02→ 12/04; +PR 1LN,1ZD,1ZE,1ZH	11.0101-5409.2	260035	ATE
			←	05/02→; → 1J-2W315308; +PR 1LJ	11.0101-5409.2	260035	ATE
			←	1J-2W315309→; → 12/04; +PR 1LJ	11.0101-5409.2	260035	ATE
1.9 TDI	66	10/98→05/05	←	1J-2W315309→; → 06/01; +PR 1LJ	11.0101-5409.2	260035	ATE
			←	→ 1J-2W315308; +PR 1LJ	11.0101-5409.2	260035	ATE
			←	→ 06/01; +PR 1LN,1ZD,1ZE,1ZH	11.0101-5409.2	260035	ATE
			←	→ 06/01; +PR 1ZQ	11.0101-5409.2	260035	ATE
			←	→ 06/01; +PR 1LR,1LS,1ZM / 1LQ,1ZP	11.0101-5409.2	260035	ATE
1.9 TDI 1.9 TDI 4motion 2.3 V5	81	10/98→06/01	←	→ 1J-2W315308; +PR 1LJ	11.0101-5409.2	260035	ATE
	85	02/99→06/01	←	1J-2W315309→; +PR 1LJ	11.0101-5409.2	260035	ATE
	110	10/98→10/00	←	+PR 1LR,1LS,1ZM / 1LQ,1ZP	11.0101-5409.2	260035	ATE
			←	+PR 1ZQ	11.0101-5409.2	260035	ATE
1.9 TDI 1.9 TDI 4motion	85	12/98→01/02	←	1J-2W315309→; → 06/01; +PR 1LJ	11.0101-5409.2	260035	ATE
	66	11/98→04/02	←	02/99→ 06/01; +PR 1LN,1ZD,1ZE,1ZH	11.0101-5409.2	260035	ATE
			←	02/99→ 06/01; +PR 1LR,1LS,1ZM / 1LQ,1ZP	11.0101-5409.2	260035	ATE
			←	02/99→; → 1J-2W315308; +PR 1LJ	11.0101-5409.2	260035	ATE
1.9 TDI 1.9 TDI 4motion	96	11/00→05/05	←	04/01→; → 1J-2W315308; +PR 1LJ	11.0101-5409.2	260035	ATE
	96	11/00→05/05	←	04/01→ 12/04; +PR 1ZQ	11.0101-5409.2	260035	ATE
			←	1J-2W315309→; → 12/04; +PR 1LJ	11.0101-5409.2	260035	ATE
			←	04/01→ 12/04; +PR 1LN,1ZD,1ZE,1ZH	11.0101-5409.2	260035	ATE
			←	04/01→ 12/04; +PR 1LR,1LS,1ZM / 1LQ,1ZP	11.0101-5409.2	260035	ATE
1.9 TDI 1.9 TDI 4motion	110	05/00→05/05	←	1J-2W315309→; → 12/04; +PR 1LJ	11.0101-5409.2	260035	ATE
	110	05/00→05/05	←	10/00→ 12/04; +PR 1LR,1LS,1ZM / 1LQ,1ZP	11.0101-5409.2	260035	ATE
			←	10/00→ 12/04; +PR 1LN,1ZD,1ZE,1ZH	11.0101-5409.2	260035	ATE
			←	10/00→; → 1J-2W315308; +PR 1LJ	11.0101-5409.2	260035	ATE
			←	10/00→ 12/04; +PR 1ZQ	11.0101-5409.2	260035	ATE
2.3 V5 4motion	110	12/98→10/00	←	02/99→; +PR 1LN,1ZD,1ZE,1ZH	11.0101-5409.2	260035	ATE
			←	1J-2W315309→; +PR 1LJ	11.0101-5409.2	260035	ATE
			←	02/99→; +PR 1ZQ	11.0101-5409.2	260035	ATE
			←	02/99→; +PR 1LR,1LS,1ZM / 1LQ,1ZP	11.0101-5409.2	260035	ATE
			←	02/99→; → 1J-2W315308; +PR 1LJ	11.0101-5409.2	260035	ATE
2.8 V6 4motion	150	03/99→05/05	←	05/99→ 12/04; +PR 1LN,1ZD,1ZE,1ZH	11.0101-5409.2	260035	ATE
			←	05/99→; → 1J-2W315308; +PR 1LJ	11.0101-5409.2	260035	ATE
			←	05/99→ 12/04; +PR 1LR,1LS,1ZM / 1LQ,1ZP	11.0101-5409.2	260035	ATE
			←	05/99→ 12/04; +PR 1ZQ	11.0101-5409.2	260035	ATE
			←	1J-2W315309→; → 12/04; +PR 1LJ	11.0101-5409.2	260035	ATE
<b>Führungsbolzen, Bremsattel</b>							
1.4 16V	55	03/00→05/05		→ 12/04; +PR 1LN,1ZD,1ZE,1ZH	11.8171-0008.1	990049	ATE
1.6	74	10/98→05/05		→ 1J-2W315308; +PR 1LJ	11.8171-0008.1	990049	ATE
1.6	75	08/00→05/05					
1.6 16V	77	05/00→05/05		→ 12/04; +PR 1ZQ	11.8171-0008.1	990049	ATE
1.6 FSI	81	01/02→05/05		1J-2W315309→; → 12/04; +PR 1LJ	11.8171-0008.1	990049	ATE
1.8	92	10/98→05/05					
1.8 4motion	92	02/99→05/05		→ 12/04; +PR 1LR,1LS,1ZM / 1LQ,1ZP	11.8171-0008.1	990049	ATE
1.9 SDI	50	10/98→05/05					
1.9 TDI	74	09/00→05/05					
↓							

	kw			 	! #		
<b>VW - BORA (1J2) 10/98→12/13</b>							
<b>Führungsbolzen, Bremsattel</b>							
1.9 TDI 4motion	74	09/00→05/05		→ 12/04; +PR 1LN,1ZD,1ZE,1ZH		11.8171-0008.1 990049	ATE
2.0	85	10/98→05/05		→ 1J-2W315308; +PR 1LJ		11.8171-0008.1 990049	ATE
2.0 4motion	85	04/00→05/05					
2.3 V5	125	10/00→05/05		→ 12/04; +PR 1ZQ		11.8171-0008.1 990049	ATE
2.3 V5 4motion	125	10/00→05/05		1J-2W315309→; → 12/04; +PR 1LJ		11.8171-0008.1 990049	ATE
				→ 12/04; +PR 1LR,1LS,1ZM / 1LQ,1ZP		11.8171-0008.1 990049	ATE
1.8 T	110	05/00→05/05		09/00→ 12/04; +PR 1ZQ		11.8171-0008.1 990049	ATE
				09/00→ 12/04; +PR 1LN,1ZD,1ZE,1ZH		11.8171-0008.1 990049	ATE
				09/00→; → 1J-2W315308; +PR 1LJ		11.8171-0008.1 990049	ATE
				09/00→ 12/04; +PR 1LR,1LS,1ZM / 1LQ,1ZP		11.8171-0008.1 990049	ATE
				1J-2W315309→; → 12/04; +PR 1LJ		11.8171-0008.1 990049	ATE
1.8 T	132	03/02→05/05		05/02→ 12/04; +PR 1LR,1LS,1ZM / 1LQ,1ZP		11.8171-0008.1 990049	ATE
				05/02→; → 1J-2W315308; +PR 1LJ		11.8171-0008.1 990049	ATE
				05/02→ 12/04; +PR 1ZQ		11.8171-0008.1 990049	ATE
				05/02→ 12/04; +PR 1LN,1ZD,1ZE,1ZH		11.8171-0008.1 990049	ATE
				1J-2W315309→; → 12/04; +PR 1LJ		11.8171-0008.1 990049	ATE
1.9 TDI	66	10/98→05/05		→ 06/01; +PR 1ZQ		11.8171-0008.1 990049	ATE
				→ 1J-2W315308; +PR 1LJ		11.8171-0008.1 990049	ATE
				1J-2W315309→; → 06/01; +PR 1LJ		11.8171-0008.1 990049	ATE
				→ 06/01; +PR 1LR,1LS,1ZM / 1LQ,1ZP		11.8171-0008.1 990049	ATE
				→ 06/01; +PR 1LN,1ZD,1ZE,1ZH		11.8171-0008.1 990049	ATE
1.9 TDI	81	10/98→06/01		→ 1J-2W315308; +PR 1LJ		11.8171-0008.1 990049	ATE
1.9 TDI 4motion	85	02/99→06/01		1J-2W315309→; +PR 1LJ		11.8171-0008.1 990049	ATE
2.3 V5	110	10/98→10/00		+PR 1ZQ		11.8171-0008.1 990049	ATE
				+PR 1LN,1ZD,1ZE,1ZH		11.8171-0008.1 990049	ATE
				+PR 1LR,1LS,1ZM / 1LQ,1ZP		11.8171-0008.1 990049	ATE
1.9 TDI	85	12/98→01/02		02/99→; → 1J-2W315308; +PR 1LJ		11.8171-0008.1 990049	ATE
1.9 TDI 4motion	66	11/98→04/02		02/99→ 06/01; +PR 1LR,1LS,1ZM / 1LQ,1ZP		11.8171-0008.1 990049	ATE
				02/99→ 06/01; +PR 1ZQ		11.8171-0008.1 990049	ATE
				02/99→ 06/01; +PR 1LN,1ZD,1ZE,1ZH		11.8171-0008.1 990049	ATE
				1J-2W315309→; → 06/01; +PR 1LJ		11.8171-0008.1 990049	ATE
1.9 TDI	96	11/00→05/05		04/01→; → 1J-2W315308; +PR 1LJ		11.8171-0008.1 990049	ATE
1.9 TDI 4motion	96	11/00→05/05		04/01→ 12/04; +PR 1LN,1ZD,1ZE,1ZH		11.8171-0008.1 990049	ATE
				04/01→ 12/04; +PR 1LR,1LS,1ZM / 1LQ,1ZP		11.8171-0008.1 990049	ATE
				1J-2W315309→; → 12/04; +PR 1LJ		11.8171-0008.1 990049	ATE
				04/01→ 12/04; +PR 1ZQ		11.8171-0008.1 990049	ATE
1.9 TDI	110	05/00→05/05		10/00→ 12/04; +PR 1LR,1LS,1ZM / 1LQ,1ZP		11.8171-0008.1 990049	ATE
1.9 TDI 4motion	110	05/00→05/05		10/00→ 12/04; +PR 1ZQ		11.8171-0008.1 990049	ATE
				10/00→; → 1J-2W315308; +PR 1LJ		11.8171-0008.1 990049	ATE
				1J-2W315309→; → 12/04; +PR 1LJ		11.8171-0008.1 990049	ATE
				10/00→ 12/04; +PR 1LN,1ZD,1ZE,1ZH		11.8171-0008.1 990049	ATE
2.3 V5 4motion	110	12/98→10/00		1J-2W315309→; +PR 1LJ		11.8171-0008.1 990049	ATE
				02/99→; +PR 1ZQ		11.8171-0008.1 990049	ATE
				02/99→; +PR 1LR,1LS,1ZM / 1LQ,1ZP		11.8171-0008.1 990049	ATE
				02/99→; +PR 1LN,1ZD,1ZE,1ZH		11.8171-0008.1 990049	ATE
				02/99→; → 1J-2W315308; +PR 1LJ		11.8171-0008.1 990049	ATE
2.8 V6 4motion	150	03/99→05/05		05/99→ 12/04; +PR 1LN,1ZD,1ZE,1ZH		11.8171-0008.1 990049	ATE
				05/99→ 12/04; +PR 1LR,1LS,1ZM / 1LQ,1ZP		11.8171-0008.1 990049	ATE
				05/99→ 12/04; +PR 1ZQ		11.8171-0008.1 990049	ATE
				05/99→; → 1J-2W315308; +PR 1LJ		11.8171-0008.1 990049	ATE
				1J-2W315309→; → 12/04; +PR 1LJ		11.8171-0008.1 990049	ATE
<b>Dichtungssatz, Bremsattel</b>							
1.4 16V	55	03/00→05/05		→ 12/04; +PR 1LN,1ZD,1ZE,1ZH		11.0441-5409.2 250031	ATE
1.6	74	10/98→05/05		→ 1J-2W315308; +PR 1LJ		11.0441-5409.2 250031	ATE
1.6	75	08/00→05/05					
1.6 16V	77	05/00→05/05		→ 12/04; +PR 1ZQ		11.0441-5409.2 250031	ATE
1.6 FSI	81	01/02→05/05		1J-2W315309→; → 12/04; +PR 1LJ		11.0441-5409.2 250031	ATE
1.8	92	10/98→05/05					
1.8 4motion	92	02/99→05/05		→ 12/04; +PR 1LR,1LS,1ZM / 1LQ,1ZP		11.0441-5409.2 250031	ATE
↓							











	kw			 	! #		
<b>VW - BORA (1J2) 10/98→12/13</b>							
<b>Dichtungssatz, Bremsattel</b>							
1.9 SDI	50	10/98→05/05		→ 12/04; +PR 1LN,1ZD,1ZE,1ZH		11.0441-5409.2 250031	ATE
1.9 TDI	74	09/00→05/05		→ 1J-2W315308; +PR 1LJ		11.0441-5409.2 250031	ATE
1.9 TDI 4motion	74	09/00→05/05					
2.0	85	10/98→05/05		→ 12/04; +PR 1ZQ		11.0441-5409.2 250031	ATE
2.0 4motion	85	04/00→05/05		1J-2W315309→; → 12/04; +PR 1LJ		11.0441-5409.2 250031	ATE
2.3 V5	125	10/00→05/05					
2.3 V5 4motion	125	10/00→05/05		→ 12/04; +PR 1LR,1LS,1ZM / 1LQ,1ZP		11.0441-5409.2 250031	ATE
1.8 T	110	05/00→05/05		09/00→ 12/04; +PR 1ZQ		11.0441-5409.2 250031	ATE
				09/00→ 12/04; +PR 1LN,1ZD,1ZE,1ZH		11.0441-5409.2 250031	ATE
				09/00→; → 1J-2W315308; +PR 1LJ		11.0441-5409.2 250031	ATE
				09/00→ 12/04; +PR 1LR,1LS,1ZM / 1LQ,1ZP		11.0441-5409.2 250031	ATE
				1J-2W315309→; → 12/04; +PR 1LJ		11.0441-5409.2 250031	ATE
1.8 T	132	03/02→05/05		05/02→ 12/04; +PR 1LR,1LS,1ZM / 1LQ,1ZP		11.0441-5409.2 250031	ATE
				05/02→; → 1J-2W315308; +PR 1LJ		11.0441-5409.2 250031	ATE
				05/02→ 12/04; +PR 1ZQ		11.0441-5409.2 250031	ATE
				05/02→ 12/04; +PR 1LN,1ZD,1ZE,1ZH		11.0441-5409.2 250031	ATE
				1J-2W315309→; → 12/04; +PR 1LJ		11.0441-5409.2 250031	ATE
1.9 TDI	66	10/98→05/05		→ 06/01; +PR 1ZQ		11.0441-5409.2 250031	ATE
				→ 1J-2W315308; +PR 1LJ		11.0441-5409.2 250031	ATE
				1J-2W315309→; → 06/01; +PR 1LJ		11.0441-5409.2 250031	ATE
				→ 06/01; +PR 1LR,1LS,1ZM / 1LQ,1ZP		11.0441-5409.2 250031	ATE
				→ 06/01; +PR 1LN,1ZD,1ZE,1ZH		11.0441-5409.2 250031	ATE
1.9 TDI	81	10/98→06/01		1J-2W315309→; +PR 1LJ		11.0441-5409.2 250031	ATE
1.9 TDI 4motion	85	02/99→06/01		→ 1J-2W315308; +PR 1LJ		11.0441-5409.2 250031	ATE
2.3 V5	110	10/98→10/00		+PR 1ZQ		11.0441-5409.2 250031	ATE
				+PR 1LN,1ZD,1ZE,1ZH		11.0441-5409.2 250031	ATE
				+PR 1LR,1LS,1ZM / 1LQ,1ZP		11.0441-5409.2 250031	ATE
1.9 TDI	85	12/98→01/02		02/99→; → 1J-2W315308; +PR 1LJ		11.0441-5409.2 250031	ATE
1.9 TDI 4motion	66	11/98→04/02		02/99→ 06/01; +PR 1LR,1LS,1ZM / 1LQ,1ZP		11.0441-5409.2 250031	ATE
				02/99→ 06/01; +PR 1ZQ		11.0441-5409.2 250031	ATE
				02/99→ 06/01; +PR 1LN,1ZD,1ZE,1ZH		11.0441-5409.2 250031	ATE
				1J-2W315309→; → 06/01; +PR 1LJ		11.0441-5409.2 250031	ATE
1.9 TDI	96	11/00→05/05		04/01→; → 1J-2W315308; +PR 1LJ		11.0441-5409.2 250031	ATE
1.9 TDI 4motion	96	11/00→05/05		04/01→ 12/04; +PR 1LN,1ZD,1ZE,1ZH		11.0441-5409.2 250031	ATE
				04/01→ 12/04; +PR 1ZQ		11.0441-5409.2 250031	ATE
				1J-2W315309→; → 12/04; +PR 1LJ		11.0441-5409.2 250031	ATE
				04/01→ 12/04; +PR 1LR,1LS,1ZM / 1LQ,1ZP		11.0441-5409.2 250031	ATE
1.9 TDI	110	05/00→05/05		10/00→ 12/04; +PR 1LR,1LS,1ZM / 1LQ,1ZP		11.0441-5409.2 250031	ATE
1.9 TDI 4motion	110	05/00→05/05		10/00→ 12/04; +PR 1ZQ		11.0441-5409.2 250031	ATE
				10/00→; → 1J-2W315308; +PR 1LJ		11.0441-5409.2 250031	ATE
				1J-2W315309→; → 12/04; +PR 1LJ		11.0441-5409.2 250031	ATE
				10/00→ 12/04; +PR 1LN,1ZD,1ZE,1ZH		11.0441-5409.2 250031	ATE
2.3 V5 4motion	110	12/98→10/00		1J-2W315309→; +PR 1LJ		11.0441-5409.2 250031	ATE
				02/99→; +PR 1ZQ		11.0441-5409.2 250031	ATE
				02/99→; +PR 1LR,1LS,1ZM / 1LQ,1ZP		11.0441-5409.2 250031	ATE
				02/99→; +PR 1LN,1ZD,1ZE,1ZH		11.0441-5409.2 250031	ATE
				02/99→; → 1J-2W315308; +PR 1LJ		11.0441-5409.2 250031	ATE
2.8 V6 4motion	150	03/99→05/05		05/99→ 12/04; +PR 1LN,1ZD,1ZE,1ZH		11.0441-5409.2 250031	ATE
				05/99→ 12/04; +PR 1LR,1LS,1ZM / 1LQ,1ZP		11.0441-5409.2 250031	ATE
				05/99→; → 1J-2W315308; +PR 1LJ		11.0441-5409.2 250031	ATE
				05/99→ 12/04; +PR 1ZQ		11.0441-5409.2 250031	ATE
				1J-2W315309→; → 12/04; +PR 1LJ		11.0441-5409.2 250031	ATE
<b>Bremsschlauch</b>							
1.4 16V	55	03/00→05/05	←	→ 12/04	2	24.5143-0439.3 331411	L= 439
1.6	74	10/98→05/05	→	□ / am Bremsattel; → 12/04		24.1253-0010.3 331066	L= 233 mit Rohrleitung
1.6	75	08/00→05/05	→				
1.6 16V	77	05/00→05/05	→	□ / am Bremsattel; → 12/04		24.1253-0020.3 331067	L= 233 mit Rohrleitung
1.6 FSI	81	01/02→05/05	→				
1.8	92	10/98→05/05	→	→ 12/04	2	83.7858-0140.3 330837	L= 140
1.9 SDI	50	10/98→05/05	→				








	kw			 	! #		
<b>VW - BORA (1J2) 10/98→12/13</b>							
<b>Bremsschlauch</b>							
1.9 TDI 2.0 2.3 V5	74 85 125	09/00→05/05 10/98→05/05 10/00→05/05	← → 12/04 →  / am Bremssattel; → 12/04 →  / am Bremssattel; → 12/04 → 12/04	2 2 2	24.5143-0439.3 24.1253-0010.3 24.1253-0020.3	331411 331066 331067	L= 439 L= 233 mit Rohrleitung L= 233 mit Rohrleitung
1.8 4motion 2.0 4motion	92 85	02/99→05/05 04/00→05/05	← → 08/00 ← 09/00→ 12/04 → 12/04	2 2 2	24.5143-0439.3 24.5143-0569.3 83.7858-0140.3	331411 331398 330837	L= 439 L= 569 L= 140
1.8 T	110	05/00→05/05	← 09/00→ 12/04 →  / am Bremssattel; 09/00→ 12/04 →  / am Bremssattel; 09/00→ 12/04 → 09/00→ 12/04	2 2 2	24.5143-0439.3 24.1253-0010.3 24.1253-0020.3 83.7858-0140.3	331411 331066 331067 330837	L= 439 L= 233 mit Rohrleitung L= 233 mit Rohrleitung L= 140
1.8 T	132	03/02→05/05	← 05/02→ 12/04 →  / am Bremssattel; 05/02→ 12/04 →  / am Bremssattel; 05/02→ 12/04 → 05/02→ 12/04	2 2 2	24.5143-0439.3 24.1253-0010.3 24.1253-0020.3 83.7858-0140.3	331411 331066 331067 330837	L= 439 L= 233 mit Rohrleitung L= 233 mit Rohrleitung L= 140
1.9 TDI	66	10/98→05/05	← → 06/01 →  / am Bremssattel; → 06/01 →  / am Bremssattel; → 06/01 → 06/01	2 2 2	24.5143-0439.3 24.1253-0010.3 24.1253-0020.3 83.7858-0140.3	331411 331066 331067 330837	L= 439 L= 233 mit Rohrleitung L= 233 mit Rohrleitung L= 140
1.9 TDI 2.3 V5	81 110	10/98→06/01 10/98→10/00	← →  / am Bremssattel →  / am Bremssattel →	2 2 2	24.5143-0439.3 24.1253-0010.3 24.1253-0020.3 83.7858-0140.3	331411 331066 331067 330837	L= 439 L= 233 mit Rohrleitung L= 233 mit Rohrleitung L= 140
1.9 TDI	85	12/98→01/02	← 02/99→ 06/01 →  / am Bremssattel; 02/99→ 06/01 →  / am Bremssattel; 02/99→ 06/01 → 02/99→ 06/01	2 2 2	24.5143-0439.3 24.1253-0010.3 24.1253-0020.3 83.7858-0140.3	331411 331066 331067 330837	L= 439 L= 233 mit Rohrleitung L= 233 mit Rohrleitung L= 140
1.9 TDI	96	11/00→05/05	← 04/01→ 12/04 →  / am Bremssattel; 04/01→ 12/04 →  / am Bremssattel; 04/01→ 12/04 → 04/01→ 12/04	2 2 2	24.5143-0439.3 24.1253-0010.3 24.1253-0020.3 83.7858-0140.3	331411 331066 331067 330837	L= 439 L= 233 mit Rohrleitung L= 233 mit Rohrleitung L= 140
1.9 TDI	110	05/00→05/05	← 10/00→ 12/04 →  / am Bremssattel; 10/00→ 12/04 →  / am Bremssattel; 10/00→ 12/04 → 10/00→ 12/04	2 2 2	24.5143-0439.3 24.1253-0010.3 24.1253-0020.3 83.7858-0140.3	331411 331066 331067 330837	L= 439 L= 233 mit Rohrleitung L= 233 mit Rohrleitung L= 140
1.9 TDI 4motion	66	11/98→04/02	← 02/99→ 08/00 ← 09/00→ 06/01 → 02/99→ 06/01	2 2 2	24.5143-0439.3 24.5143-0569.3 83.7858-0140.3	331411 331398 330837	L= 439 L= 569 L= 140
1.9 TDI 4motion 2.3 V5 4motion	74 125	09/00→05/05 10/00→05/05	← → 12/04 → 12/04	2 2	24.5143-0569.3 83.7858-0140.3	331398 330837	L= 569 L= 140
1.9 TDI 4motion	85	02/99→06/01	← → 08/00 ← 09/00→ →	2 2 2	24.5143-0439.3 24.5143-0569.3 83.7858-0140.3	331411 331398 330837	L= 439 L= 569 L= 140
1.9 TDI 4motion	96	11/00→05/05	← 04/01→ 12/04 → 04/01→ 12/04	2 2	24.5143-0569.3 83.7858-0140.3	331398 330837	L= 569 L= 140
1.9 TDI 4motion	110	05/00→05/05	← 10/00→ 12/04 → 10/00→ 12/04	2 2	24.5143-0569.3 83.7858-0140.3	331398 330837	L= 569 L= 140
2.3 V5 4motion	110	12/98→10/00	← 02/99→ 08/00 ← 09/00→ → 02/99→	2 2 2	24.5143-0439.3 24.5143-0569.3 83.7858-0140.3	331411 331398 330837	L= 439 L= 569 L= 140
2.8 V6 4motion	150	03/99→05/05	← 05/99→ 08/00 ← 09/00→ 12/04	2 2	24.5143-0439.3 24.5143-0569.3	331411 331398	L= 439 L= 569
↓							








	kw					! #		
<b>VW - BORA (1J2) 10/98→12/13</b>								
 <b>Bremsschlauch</b>								
2.8 V6 4motion	150	03/99→05/05	➔	05/99→12/04		2	83.7858-0140.3	330837 L= 140
<b>VW - BORA Variant (1J6) 05/99→05/05</b>								
 <b>Bremssattel</b>								
1.4 16V	55	09/01→05/05	←	☐; → 12/04;			11.9541-9549.2	220575 ATE Ø 54 - Halter
1.6	74	05/99→05/05		+PR 1LR,1LS,1ZM / 1LQ,1ZP				
1.6	75	08/00→05/05	←	☐; → 12/04;			11.9541-9550.2	220576 ATE Ø 54 - Halter
2.0	85	05/99→05/05		+PR 1LR,1LS,1ZM / 1LQ,1ZP				
2.3 V5	125	10/00→05/05	←	☐; → 1J-2W315308; +PR 1LJ			11.9541-9595.2	220501 ATE Ø 54 - Halter
			←	☐; 1J-2W315309→; → 12/04; +PR 1LJ			11.9541-9595.2	220501 ATE Ø 54 - Halter
			←	☐; → 12/04; +PR 1ZQ			11.9541-9595.2	220501 ATE Ø 54 - Halter
			←	☐; → 1J-2W315308; +PR 1LJ			11.9541-9596.2	220502 ATE Ø 54 - Halter
			←	☐; 1J-2W315309→; → 12/04; +PR 1LJ			11.9541-9596.2	220502 ATE Ø 54 - Halter
			←	☐; → 12/04; +PR 1ZQ			11.9541-9596.2	220502 ATE Ø 54 - Halter
			←	☐; → 12/04; +PR 1LN,1ZD,1ZE,1ZH			24.3541-8523.5	240551 ATE Ø 54 - Halter
			←	☐; → 12/04; +PR 1LN,1ZD,1ZE,1ZH			24.3541-8524.5	240552 ATE Ø 54 - Halter
			➔	☐; → 12/04; +PR 1KU,1KY,2EE			24.3384-1745.5	240848 TRW Ø 38 - Halter
			➔	☐; → 12/04; +PR 1KU,1KY,2EE			24.3384-1746.5	240849 TRW Ø 38 - Halter
			➔	☐; → 1J-YW238580; +PR 1KP,1KT			24.3414-1703.5	240830 TRW Ø 41 - Halter
			➔	☐; → 1J-YW238580; +PR 1KP,1KT			24.3414-1704.5	240831 TRW Ø 41 - Halter
			➔	☐; 1J-YW238581→; → 12/04; +PR 1KE,1KP,1KT			24.3414-1705.5	240832 TRW Ø 41 - Halter
1.6 16V	77	02/00→05/05	←	☐; → 12/04;			11.9541-9549.2	220575 ATE Ø 54 - Halter
1.6 FSI	81	01/02→05/05		+PR 1LR,1LS,1ZM / 1LQ,1ZP				
1.8 4motion	92	05/99→05/05	←	☐; → 12/04;			11.9541-9550.2	220576 ATE Ø 54 - Halter
1.8 T	132	05/02→05/05		+PR 1LR,1LS,1ZM / 1LQ,1ZP				
1.9 TDI	74	09/00→05/05	←	☐; 1J-2W315309→; → 12/04; +PR 1LJ			11.9541-9595.2	220501 ATE Ø 54 - Halter
1.9 TDI	110	05/01→05/05	←	☐; → 1J-2W315308; +PR 1LJ			11.9541-9595.2	220501 ATE Ø 54 - Halter
1.9 TDI 4motion	74	09/00→05/05	←	☐; → 12/04; +PR 1ZQ			11.9541-9595.2	220501 ATE Ø 54 - Halter
1.9 TDI 4motion	110	05/01→05/05	←	☐; → 1J-2W315308; +PR 1LJ			11.9541-9596.2	220502 ATE Ø 54 - Halter
2.0 4motion	85	04/00→05/05	←	☐; → 12/04; +PR 1ZQ			11.9541-9596.2	220502 ATE Ø 54 - Halter
2.3 V5 4motion	125	10/00→05/05	←	☐; → 1J-2W315308; +PR 1LJ			11.9541-9596.2	220502 ATE Ø 54 - Halter
2.8 V6 4motion	150	05/99→05/05	←	☐; 1J-2W315309→; → 12/04; +PR 1LJ			11.9541-9596.2	220502 ATE Ø 54 - Halter
			←	☐; → 12/04; +PR 1ZQ			11.9541-9596.2	220502 ATE Ø 54 - Halter
			←	☐; → 12/04; +PR 1LN,1ZD,1ZE,1ZH			24.3541-8523.5	240551 ATE Ø 54 - Halter
			←	☐; → 12/04; +PR 1LN,1ZD,1ZE,1ZH			24.3541-8524.5	240552 ATE Ø 54 - Halter
			➔	☐; → 12/04; +PR 1KU,1KY,2EE			24.3384-1745.5	240848 TRW Ø 38 - Halter
			➔	☐; → 12/04; +PR 1KU,1KY,2EE			24.3384-1746.5	240849 TRW Ø 38 - Halter
			➔	☐; +PR 1KE,1KP,1KT; → 12/04			24.3414-1705.5	240832 TRW Ø 41 - Halter
1.8 T	110	05/00→05/05	←	☐; 09/00→ 12/04; +PR 1LR,1LS,1ZM / 1LQ,1ZP			11.9541-9549.2	220575 ATE Ø 54 - Halter
			←	☐; 09/00→ 12/04; +PR 1LR,1LS,1ZM / 1LQ,1ZP			11.9541-9550.2	220576 ATE Ø 54 - Halter
			←	☐; 09/00→ 12/04; +PR 1ZQ			11.9541-9595.2	220501 ATE Ø 54 - Halter
			←	☐; 09/00→; → 1J-2W315308; +PR 1LJ			11.9541-9595.2	220501 ATE Ø 54 - Halter
			←	☐; 1J-2W315309→; → 12/04; +PR 1LJ			11.9541-9595.2	220501 ATE Ø 54 - Halter
			←	☐; 09/00→; → 1J-2W315308; +PR 1LJ			11.9541-9596.2	220502 ATE Ø 54 - Halter
			←	☐; 09/00→ 12/04; +PR 1ZQ			11.9541-9596.2	220502 ATE Ø 54 - Halter
			←	☐; 1J-2W315309→; → 12/04; +PR 1LJ			11.9541-9596.2	220502 ATE Ø 54 - Halter
			←	☐; 09/00→ 12/04; +PR 1LN,1ZD,1ZE,1ZH			24.3541-8523.5	240551 ATE Ø 54 - Halter
			←	☐; 09/00→ 12/04; +PR 1LN,1ZD,1ZE,1ZH			24.3541-8524.5	240552 ATE Ø 54 - Halter
			➔	☐; 09/00→ 12/04; +PR 1KU,1KY,2EE			24.3384-1745.5	240848 TRW Ø 38 - Halter
			➔	☐; 09/00→ 12/04; +PR 1KU,1KY,2EE			24.3384-1746.5	240849 TRW Ø 38 - Halter
			➔	☐; 09/00→ 12/04; +PR 1KE,1KP,1KT			24.3414-1705.5	240832 TRW Ø 41 - Halter
1.9 TDI	66	07/04→05/05	←	☐; → 1J-2W315308; +PR 1LJ			11.9541-9595.2	220501 ATE Ø 54 - Halter
			←	☐; → 1J-2W315308; +PR 1LJ			11.9541-9596.2	220502 ATE Ø 54 - Halter
			➔	☐; → 1J-YW238580; +PR 1KP,1KT			24.3414-1703.5	240830 TRW Ø 41 - Halter
			➔	☐; → 1J-YW238580; +PR 1KP,1KT			24.3414-1704.5	240831 TRW Ø 41 - Halter










	kw			 	! #		
<b>VW - BORA Variant (1J6) 05/99→05/05</b>							
 <b>Bremssattel</b>							
1.9 TDI 1.9 TDI 2.3 V5	81	05/99→06/01	←	☐; +PR 1LR,1LS,1ZM / 1LQ,1ZP	11.9541-9549.2	220575	ATE Ø 54 - Halter
	85	05/99→06/01	←	☐; +PR 1LR,1LS,1ZM / 1LQ,1ZP	11.9541-9550.2	220576	ATE Ø 54 - Halter
	110	05/99→10/00	←	☐; 1J-2W315309→; +PR 1LJ	11.9541-9595.2	220501	ATE Ø 54 - Halter
			←	☐; +PR 1ZQ	11.9541-9595.2	220501	ATE Ø 54 - Halter
			←	☐; → 1J-2W315308; +PR 1LJ	11.9541-9595.2	220501	ATE Ø 54 - Halter
			←	☐; → 1J-2W315308; +PR 1LJ	11.9541-9596.2	220502	ATE Ø 54 - Halter
			←	☐; 1J-2W315309→; +PR 1LJ	11.9541-9596.2	220502	ATE Ø 54 - Halter
			←	☐; +PR 1ZQ	11.9541-9596.2	220502	ATE Ø 54 - Halter
			←	☐; +PR 1LN,1ZD,1ZE,1ZH	24.3541-8523.5	240551	ATE Ø 54 - Halter
			←	☐; +PR 1LN,1ZD,1ZE,1ZH	24.3541-8524.5	240552	ATE Ø 54 - Halter
			→	☐; +PR 1KU,1KY,2EE	24.3384-1745.5	240848	TRW Ø 38 - Halter
			→	☐; +PR 1KU,1KY,2EE	24.3384-1746.5	240849	TRW Ø 38 - Halter
			→	☐; → 1J-YW238580; +PR 1KP,1KT	24.3414-1703.5	240830	TRW Ø 41 - Halter
			→	☐; → 1J-YW238580; +PR 1KP,1KT	24.3414-1704.5	240831	TRW Ø 41 - Halter
			→	☐; 1J-YW238581→; +PR 1KE,1KP,1KT	24.3414-1705.5	240832	TRW Ø 41 - Halter
1.9 TDI 1.9 TDI 4motion	96	11/00→05/05	←	☐; 04/01→ 12/04; +PR 1LR,1LS,1ZM / 1LQ,1ZP	11.9541-9549.2	220575	ATE Ø 54 - Halter
	96	11/00→05/05	←	☐; 04/01→ 12/04; +PR 1LR,1LS,1ZM / 1LQ,1ZP	11.9541-9550.2	220576	ATE Ø 54 - Halter
			←	☐; 1J-2W315309→; → 12/04; +PR 1LJ	11.9541-9595.2	220501	ATE Ø 54 - Halter
			←	☐; 04/01→ 12/04; +PR 1ZQ	11.9541-9595.2	220501	ATE Ø 54 - Halter
			←	☐; 04/01→; → 1J-2W315308; +PR 1LJ	11.9541-9595.2	220501	ATE Ø 54 - Halter
			←	☐; 04/01→ 12/04; +PR 1ZQ	11.9541-9596.2	220502	ATE Ø 54 - Halter
			←	☐; 04/01→; → 1J-2W315308; +PR 1LJ	11.9541-9596.2	220502	ATE Ø 54 - Halter
			←	☐; 1J-2W315309→; → 12/04; +PR 1LJ	11.9541-9596.2	220502	ATE Ø 54 - Halter
			←	☐; 04/01→ 12/04; +PR 1LN,1ZD,1ZE,1ZH	24.3541-8523.5	240551	ATE Ø 54 - Halter
			←	☐; 04/01→ 12/04; +PR 1LN,1ZD,1ZE,1ZH	24.3541-8524.5	240552	ATE Ø 54 - Halter
			→	☐; 04/01→ 12/04; +PR 1KU,1KY,2EE	24.3384-1745.5	240848	TRW Ø 38 - Halter
			→	☐; 04/01→ 12/04; +PR 1KU,1KY,2EE	24.3384-1746.5	240849	TRW Ø 38 - Halter
			→	☐; 04/01→ 12/04; +PR 1KE,1KP,1KT	24.3414-1705.5	240832	TRW Ø 41 - Halter
1.9 TDI 4motion 2.3 V5 4motion 2.8 VR6	85	05/99→06/01	←	☐; +PR 1LR,1LS,1ZM / 1LQ,1ZP	11.9541-9549.2	220575	ATE Ø 54 - Halter
	110	05/99→10/00	←	☐; +PR 1LR,1LS,1ZM / 1LQ,1ZP	11.9541-9550.2	220576	ATE Ø 54 - Halter
	150	03/00→05/00	←	☐; → 1J-2W315308; +PR 1LJ	11.9541-9595.2	220501	ATE Ø 54 - Halter
			←	☐; 1J-2W315309→; +PR 1LJ	11.9541-9595.2	220501	ATE Ø 54 - Halter
			←	☐; +PR 1ZQ	11.9541-9595.2	220501	ATE Ø 54 - Halter
			←	☐; +PR 1ZQ	11.9541-9596.2	220502	ATE Ø 54 - Halter
			←	☐; 1J-2W315309→; +PR 1LJ	11.9541-9596.2	220502	ATE Ø 54 - Halter
			←	☐; → 1J-2W315308; +PR 1LJ	11.9541-9596.2	220502	ATE Ø 54 - Halter
			←	☐; +PR 1LN,1ZD,1ZE,1ZH	24.3541-8523.5	240551	ATE Ø 54 - Halter
			←	☐; +PR 1LN,1ZD,1ZE,1ZH	24.3541-8524.5	240552	ATE Ø 54 - Halter
			→	☐; +PR 1KU,1KY,2EE	24.3384-1745.5	240848	TRW Ø 38 - Halter
			→	☐; +PR 1KU,1KY,2EE	24.3384-1746.5	240849	TRW Ø 38 - Halter
			→	☐; +PR 1KE,1KP,1KT	24.3414-1705.5	240832	TRW Ø 41 - Halter
2.0 4motion	88	12/99→05/03	←	☐; 04/00→; +PR 1LR,1LS,1ZM / 1LQ,1ZP	11.9541-9549.2	220575	ATE Ø 54 - Halter
			←	☐; 04/00→; +PR 1LR,1LS,1ZM / 1LQ,1ZP	11.9541-9550.2	220576	ATE Ø 54 - Halter
			←	☐; 1J-2W315309→; +PR 1LJ	11.9541-9595.2	220501	ATE Ø 54 - Halter
			←	☐; 04/00→; +PR 1ZQ	11.9541-9595.2	220501	ATE Ø 54 - Halter
			←	☐; 04/00→; → 1J-2W315308; +PR 1LJ	11.9541-9595.2	220501	ATE Ø 54 - Halter
			←	☐; 1J-2W315309→; +PR 1LJ	11.9541-9596.2	220502	ATE Ø 54 - Halter
			←	☐; 04/00→; → 1J-2W315308; +PR 1LJ	11.9541-9596.2	220502	ATE Ø 54 - Halter
			←	☐; 04/00→; +PR 1ZQ	11.9541-9596.2	220502	ATE Ø 54 - Halter
			←	☐; 04/00→; +PR 1LN,1ZD,1ZE,1ZH	24.3541-8523.5	240551	ATE Ø 54 - Halter



	kw			 	! #			
<b>VW - BORA Variant (1J6) 05/99—05/05</b>								
<b>Bremssattel</b>								
2.0 4motion	88	12/99→05/03	←	☐; 04/00→; +PR 1LN,1ZD,1ZE,1ZH		24.3541-8524.5	240552	ATE Ø 54 - Halter
			→	☐; 04/00→; +PR 1KU,1KY,2EE		24.3384-1745.5	240848	TRW Ø 38 - Halter
			→	☐; 04/00→; +PR 1KU,1KY,2EE		24.3384-1746.5	240849	TRW Ø 38 - Halter
			→	☐; 04/00→; +PR 1KE,1KP,1KT		24.3414-1705.5	240832	TRW Ø 41 - Halter
<b>Halter, Bremssattel</b>								
1.4 16V	55	09/01→05/05	←	→ 12/04; +PR 1ZQ	2	11.0230-0451.1	260130	ATE
1.6	74	05/99→05/05						
1.6	75	08/00→05/05	←	→ 1J-2W315308; +PR 1LJ	2	11.0230-0451.1	260130	ATE
1.6 16V	77	02/00→05/05	←	1J-2W315309→; → 12/04; +PR 1LJ	2	11.0230-0451.1	260130	ATE
1.6 FSI	81	01/02→05/05						
1.8 4motion	92	05/99→05/05	←	→ 12/04; +PR 1LN,1ZD,1ZE,1ZH	2	11.8170-0306.1	260102	ATE
1.8 T	132	05/02→05/05						
1.9 TDI	74	09/00→05/05						
1.9 TDI	110	05/01→05/05						
1.9 TDI 4motion	74	09/00→05/05						
1.9 TDI 4motion	110	05/01→05/05						
2.0	85	05/99→05/05						
2.0 4motion	85	04/00→05/05						
2.3 V5	125	10/00→05/05						
2.3 V5 4motion	125	10/00→05/05						
2.8 V6 4motion	150	05/99→05/05						
1.8 T	110	05/00→05/05	←	09/00→ 12/04; +PR 1ZQ	2	11.0230-0451.1	260130	ATE
			←	09/00→; → 1J-2W315308; +PR 1LJ	2	11.0230-0451.1	260130	ATE
			←	1J-2W315309→; → 12/04; +PR 1LJ	2	11.0230-0451.1	260130	ATE
			←	09/00→ 12/04; +PR 1LN,1ZD,1ZE,1ZH	2	11.8170-0306.1	260102	ATE
1.9 TDI	66	07/04→05/05	←	→ 1J-2W315308; +PR 1LJ	2	11.0230-0451.1	260130	ATE
1.9 TDI	81	05/99→06/01	←	→ 1J-2W315308; +PR 1LJ	2	11.0230-0451.1	260130	ATE
1.9 TDI	85	05/99→06/01	←	→ 1J-2W315308; +PR 1LJ	2	11.0230-0451.1	260130	ATE
1.9 TDI 4motion	85	05/99→06/01	←	1J-2W315309→; +PR 1LJ	2	11.0230-0451.1	260130	ATE
2.3 V5	110	05/99→10/00	←	+PR 1ZQ	2	11.0230-0451.1	260130	ATE
2.3 V5 4motion	110	05/99→10/00	←	+PR 1ZQ	2	11.0230-0451.1	260130	ATE
2.8 VR6	150	03/00→05/00	←	+PR 1LN,1ZD,1ZE,1ZH	2	11.8170-0306.1	260102	ATE
1.9 TDI	96	11/00→05/05	←	04/01→ 12/04; +PR 1ZQ	2	11.0230-0451.1	260130	ATE
1.9 TDI 4motion	96	11/00→05/05	←	04/01→; → 1J-2W315308; +PR 1LJ	2	11.0230-0451.1	260130	ATE
			←	1J-2W315309→; → 12/04; +PR 1LJ	2	11.0230-0451.1	260130	ATE
			←	04/01→ 12/04; +PR 1LN,1ZD,1ZE,1ZH	2	11.8170-0306.1	260102	ATE
2.0 4motion	88	12/99→05/03	←	04/00→; +PR 1ZQ	2	11.0230-0451.1	260130	ATE
			←	1J-2W315309→; +PR 1LJ	2	11.0230-0451.1	260130	ATE
			←	04/00→; → 1J-2W315308; +PR 1LJ	2	11.0230-0451.1	260130	ATE
			←	04/00→; +PR 1LN,1ZD,1ZE,1ZH	2	11.8170-0306.1	260102	ATE
<b>Feder, Bremssattel</b>								
1.4 16V	55	09/01→05/05		→ 1J-2W315308; +PR 1LJ	2	11.8116-0143.1	390513	ATE
1.6	74	05/99→05/05						
1.6	75	08/00→05/05		→ 12/04; +PR 1ZQ	2	11.8116-0143.1	390513	ATE
1.6 16V	77	02/00→05/05		→ 12/04; +PR 1LN,1ZD,1ZE,1ZH	2	11.8116-0143.1	390513	ATE
1.6 FSI	81	01/02→05/05						
1.8 4motion	92	05/99→05/05		1J-2W315309→; → 12/04; +PR 1LJ	2	11.8116-0143.1	390513	ATE
1.8 T	132	05/02→05/05						
1.9 TDI	74	09/00→05/05						
1.9 TDI	110	05/01→05/05						
1.9 TDI 4motion	74	09/00→05/05						
1.9 TDI 4motion	110	05/01→05/05						
2.0	85	05/99→05/05						
2.0 4motion	85	04/00→05/05						
2.3 V5	125	10/00→05/05						
2.3 V5 4motion	125	10/00→05/05						
2.8 VR6	150	05/99→05/05						
1.8 T	110	05/00→05/05		1J-2W315309→; → 12/04; +PR 1LJ	2	11.8116-0143.1	390513	ATE
				09/00→; → 1J-2W315308; +PR 1LJ	2	11.8116-0143.1	390513	ATE
				09/00→ 12/04; +PR 1LN,1ZD,1ZE,1ZH	2	11.8116-0143.1	390513	ATE
				09/00→ 12/04; +PR 1ZQ	2	11.8116-0143.1	390513	ATE
1.9 TDI	66	07/04→05/05		→ 1J-2W315308; +PR 1LJ	2	11.8116-0143.1	390513	ATE
1.9 TDI	81	05/99→06/01		→ 1J-2W315308; +PR 1LJ	2	11.8116-0143.1	390513	ATE
1.9 TDI	85	05/99→06/01		+PR 1ZQ	2	11.8116-0143.1	390513	ATE
1.9 TDI 4motion	85	05/99→06/01		+PR 1ZQ	2	11.8116-0143.1	390513	ATE
2.3 V5	110	05/99→10/00		+PR 1LN,1ZD,1ZE,1ZH	2	11.8116-0143.1	390513	ATE
2.3 V5 4motion	110	05/99→10/00		+PR 1LN,1ZD,1ZE,1ZH	2	11.8116-0143.1	390513	ATE
2.8 VR6	150	03/00→05/00		1J-2W315309→; +PR 1LJ	2	11.8116-0143.1	390513	ATE
↓								

	kw			 	! #		
<b>VW - BORA Variant (1J6) 05/99→05/05</b>							
<b>Feder, Bremssattel</b>							
1.9 TDI	96	11/00→05/05		1J-2W315309→; → 12/04; +PR 1LJ	2	11.8116-0143.1 390513	ATE
1.9 TDI 4motion	96	11/00→05/05		04/01→; → 1J-2W315308; +PR 1LJ	2	11.8116-0143.1 390513	ATE
				04/01→ 12/04; +PR 1ZQ	2	11.8116-0143.1 390513	ATE
				04/01→ 12/04; +PR 1LN,1ZD,1ZE,1ZH	2	11.8116-0143.1 390513	ATE
2.0 4motion	88	12/99→05/03		04/00→; +PR 1LN,1ZD,1ZE,1ZH	2	11.8116-0143.1 390513	ATE
				1J-2W315309→; +PR 1LJ	2	11.8116-0143.1 390513	ATE
				04/00→; → 1J-2W315308; +PR 1LJ	2	11.8116-0143.1 390513	ATE
				04/00→; +PR 1ZQ	2	11.8116-0143.1 390513	ATE
<b>Führungshülzensatz, Bremssattel</b>							
1.4 16V	55	09/01→05/05	←	→ 1J-2W315308; +PR 1LJ		11.0101-5409.2 260035	ATE
1.6	74	05/99→05/05	←	→ 12/04; +PR 1ZQ		11.0101-5409.2 260035	ATE
1.6	75	08/00→05/05	←	→ 12/04; +PR 1ZQ		11.0101-5409.2 260035	ATE
1.6 16V	77	02/00→05/05	←	→ 12/04; +PR 1LR,1LS,1ZM / 1LQ,1ZP		11.0101-5409.2 260035	ATE
1.6 FSI	81	01/02→05/05	←	→ 12/04; +PR 1LR,1LS,1ZM / 1LQ,1ZP		11.0101-5409.2 260035	ATE
1.8 4motion	92	05/99→05/05	←	→ 12/04; +PR 1LN,1ZD,1ZE,1ZH		11.0101-5409.2 260035	ATE
1.8 T	132	05/02→05/05	←	→ 12/04; +PR 1LN,1ZD,1ZE,1ZH		11.0101-5409.2 260035	ATE
1.9 TDI	74	09/00→05/05	←	1J-2W315309→; → 12/04; +PR 1LJ		11.0101-5409.2 260035	ATE
1.9 TDI	110	05/01→05/05	←				
1.9 TDI 4motion	74	09/00→05/05	←				
1.9 TDI 4motion	110	05/01→05/05	←				
2.0	85	05/99→05/05	←				
2.0 4motion	85	04/00→05/05	←				
2.3 V5	125	10/00→05/05	←				
2.3 V5 4motion	125	10/00→05/05	←				
2.8 V6 4motion	150	05/99→05/05	←				
1.8 T	110	05/00→05/05	←	1J-2W315309→; → 12/04; +PR 1LJ		11.0101-5409.2 260035	ATE
			←	09/00→; → 1J-2W315308; +PR 1LJ		11.0101-5409.2 260035	ATE
			←	09/00→ 12/04; +PR 1LR,1LS,1ZM / 1LQ,1ZP		11.0101-5409.2 260035	ATE
			←	09/00→ 12/04; +PR 1LN,1ZD,1ZE,1ZH		11.0101-5409.2 260035	ATE
			←	09/00→ 12/04; +PR 1ZQ		11.0101-5409.2 260035	ATE
1.9 TDI	66	07/04→05/05	←	→ 1J-2W315308; +PR 1LJ		11.0101-5409.2 260035	ATE
1.9 TDI	81	05/99→06/01	←	→ 1J-2W315308; +PR 1LJ		11.0101-5409.2 260035	ATE
1.9 TDI	85	05/99→06/01	←	→ 1J-2W315308; +PR 1LJ		11.0101-5409.2 260035	ATE
1.9 TDI 4motion	85	05/99→06/01	←	1J-2W315309→; +PR 1LJ		11.0101-5409.2 260035	ATE
2.3 V5	110	05/99→10/00	←	+PR 1LR,1LS,1ZM / 1LQ,1ZP		11.0101-5409.2 260035	ATE
2.3 V5 4motion	110	05/99→10/00	←	+PR 1LR,1LS,1ZM / 1LQ,1ZP		11.0101-5409.2 260035	ATE
2.8 VR6	150	03/00→05/00	←	+PR 1ZQ		11.0101-5409.2 260035	ATE
			←	+PR 1LN,1ZD,1ZE,1ZH		11.0101-5409.2 260035	ATE
1.9 TDI	96	11/00→05/05	←	04/01→; → 1J-2W315308; +PR 1LJ		11.0101-5409.2 260035	ATE
1.9 TDI 4motion	96	11/00→05/05	←	04/01→ 12/04; +PR 1ZQ		11.0101-5409.2 260035	ATE
			←	1J-2W315309→; → 12/04; +PR 1LJ		11.0101-5409.2 260035	ATE
			←	04/01→ 12/04; +PR 1LN,1ZD,1ZE,1ZH		11.0101-5409.2 260035	ATE
			←	04/01→ 12/04; +PR 1LR,1LS,1ZM / 1LQ,1ZP		11.0101-5409.2 260035	ATE
2.0 4motion	88	12/99→05/03	←	04/00→; +PR 1LR,1LS,1ZM / 1LQ,1ZP		11.0101-5409.2 260035	ATE
			←	04/00→; +PR 1LN,1ZD,1ZE,1ZH		11.0101-5409.2 260035	ATE
			←	1J-2W315309→; +PR 1LJ		11.0101-5409.2 260035	ATE
			←	04/00→; → 1J-2W315308; +PR 1LJ		11.0101-5409.2 260035	ATE
			←	04/00→; +PR 1ZQ		11.0101-5409.2 260035	ATE
<b>Führungsbolzen, Bremssattel</b>							
1.4 16V	55	09/01→05/05		→ 12/04; +PR 1LN,1ZD,1ZE,1ZH		11.8171-0008.1 990049	ATE
1.6	74	05/99→05/05		→ 1J-2W315308; +PR 1LJ		11.8171-0008.1 990049	ATE
1.6	75	08/00→05/05		→ 1J-2W315308; +PR 1LJ		11.8171-0008.1 990049	ATE
1.6 16V	77	02/00→05/05		→ 12/04; +PR 1ZQ		11.8171-0008.1 990049	ATE
1.6 FSI	81	01/02→05/05		1J-2W315309→; → 12/04; +PR 1LJ		11.8171-0008.1 990049	ATE
1.8 4motion	92	05/99→05/05		→ 12/04; +PR 1LR,1LS,1ZM / 1LQ,1ZP		11.8171-0008.1 990049	ATE
1.8 T	132	05/02→05/05		→ 12/04; +PR 1LR,1LS,1ZM / 1LQ,1ZP		11.8171-0008.1 990049	ATE
1.9 TDI	74	09/00→05/05					
1.9 TDI	110	05/01→05/05					
1.9 TDI 4motion	74	09/00→05/05					
1.9 TDI 4motion	110	05/01→05/05					
2.0	85	05/99→05/05					
2.0 4motion	85	04/00→05/05					
2.3 V5	125	10/00→05/05					
2.3 V5 4motion	125	10/00→05/05					
2.8 V6 4motion	150	05/99→05/05					
1.8 T	110	05/00→05/05		09/00→ 12/04; +PR 1ZQ		11.8171-0008.1 990049	ATE
↓							



	kw			 	! #		
<b>VW - BORA Variant (1J6) 05/99→05/05</b>							
<b>Führungsbolzen, Bremsattel</b>							
1.8 T	110	05/00→05/05		09/00→ 12/04; +PR 1LN,1ZD,1ZE,1ZH		11.8171-0008.1 990049	ATE
				09/00→; → 1J-2W315308; +PR 1LJ		11.8171-0008.1 990049	ATE
				09/00→ 12/04; +PR 1LR,1LS,1ZM / 1LQ,1ZP		11.8171-0008.1 990049	ATE
				1J-2W315309→; → 12/04; +PR 1LJ		11.8171-0008.1 990049	ATE
1.9 TDI	66	07/04→05/05		→ 1J-2W315308; +PR 1LJ		11.8171-0008.1 990049	ATE
1.9 TDI	81	05/99→06/01		→ 1J-2W315308; +PR 1LJ		11.8171-0008.1 990049	ATE
1.9 TDI	85	05/99→06/01		1J-2W315309→; +PR 1LJ		11.8171-0008.1 990049	ATE
1.9 TDI 4motion	85	05/99→06/01		+PR 1LR,1LS,1ZM / 1LQ,1ZP		11.8171-0008.1 990049	ATE
2.3 V5	110	05/99→10/00		+PR 1LN,1ZD,1ZE,1ZH		11.8171-0008.1 990049	ATE
2.3 V5 4motion	110	05/99→10/00		+PR 1LN,1ZD,1ZE,1ZH		11.8171-0008.1 990049	ATE
2.8 VR6	150	03/00→05/00		+PR 1ZQ		11.8171-0008.1 990049	ATE
1.9 TDI	96	11/00→05/05		04/01→; → 1J-2W315308; +PR 1LJ		11.8171-0008.1 990049	ATE
1.9 TDI 4motion	96	11/00→05/05		04/01→ 12/04; +PR 1LN,1ZD,1ZE,1ZH		11.8171-0008.1 990049	ATE
				04/01→ 12/04; +PR 1LR,1LS,1ZM / 1LQ,1ZP		11.8171-0008.1 990049	ATE
				1J-2W315309→; → 12/04; +PR 1LJ		11.8171-0008.1 990049	ATE
				04/01→ 12/04; +PR 1ZQ		11.8171-0008.1 990049	ATE
2.0 4motion	88	12/99→05/03		04/00→; +PR 1LN,1ZD,1ZE,1ZH		11.8171-0008.1 990049	ATE
				1J-2W315309→; +PR 1LJ		11.8171-0008.1 990049	ATE
				04/00→; +PR 1ZQ		11.8171-0008.1 990049	ATE
				04/00→; → 1J-2W315308; +PR 1LJ		11.8171-0008.1 990049	ATE
				04/00→; +PR 1LR,1LS,1ZM / 1LQ,1ZP		11.8171-0008.1 990049	ATE
<b>Dichtungssatz, Bremsattel</b>							
1.4 16V	55	09/01→05/05		→ 12/04; +PR 1LN,1ZD,1ZE,1ZH		11.0441-5409.2 250031	ATE
1.6	74	05/99→05/05		→ 1J-2W315308; +PR 1LJ		11.0441-5409.2 250031	ATE
1.6	75	08/00→05/05		→ 12/04; +PR 1ZQ		11.0441-5409.2 250031	ATE
1.6 16V	77	02/00→05/05		→ 12/04; +PR 1ZQ		11.0441-5409.2 250031	ATE
1.6 FSI	81	01/02→05/05		1J-2W315309→; → 12/04; +PR 1LJ		11.0441-5409.2 250031	ATE
1.8 4motion	92	05/99→05/05		→ 12/04; +PR 1LR,1LS,1ZM / 1LQ,1ZP		11.0441-5409.2 250031	ATE
1.8 T	132	05/02→05/05		→ 12/04; +PR 1LR,1LS,1ZM / 1LQ,1ZP		11.0441-5409.2 250031	ATE
1.9 TDI	74	09/00→05/05		→ 12/04; +PR 1LR,1LS,1ZM / 1LQ,1ZP		11.0441-5409.2 250031	ATE
1.9 TDI	110	05/01→05/05		→ 12/04; +PR 1LR,1LS,1ZM / 1LQ,1ZP		11.0441-5409.2 250031	ATE
1.9 TDI 4motion	74	09/00→05/05		→ 12/04; +PR 1LR,1LS,1ZM / 1LQ,1ZP		11.0441-5409.2 250031	ATE
1.9 TDI 4motion	110	05/01→05/05		→ 12/04; +PR 1LR,1LS,1ZM / 1LQ,1ZP		11.0441-5409.2 250031	ATE
2.0	85	05/99→05/05		→ 12/04; +PR 1LR,1LS,1ZM / 1LQ,1ZP		11.0441-5409.2 250031	ATE
2.0 4motion	85	04/00→05/05		→ 12/04; +PR 1LR,1LS,1ZM / 1LQ,1ZP		11.0441-5409.2 250031	ATE
2.3 V5	125	10/00→05/05		→ 12/04; +PR 1LR,1LS,1ZM / 1LQ,1ZP		11.0441-5409.2 250031	ATE
2.3 V5 4motion	125	10/00→05/05		→ 12/04; +PR 1LR,1LS,1ZM / 1LQ,1ZP		11.0441-5409.2 250031	ATE
2.8 V6 4motion	150	05/99→05/05		→ 12/04; +PR 1LR,1LS,1ZM / 1LQ,1ZP		11.0441-5409.2 250031	ATE
1.8 T	110	05/00→05/05		09/00→ 12/04; +PR 1ZQ		11.0441-5409.2 250031	ATE
				09/00→ 12/04; +PR 1LN,1ZD,1ZE,1ZH		11.0441-5409.2 250031	ATE
				09/00→; → 1J-2W315308; +PR 1LJ		11.0441-5409.2 250031	ATE
				09/00→ 12/04; +PR 1LR,1LS,1ZM / 1LQ,1ZP		11.0441-5409.2 250031	ATE
				1J-2W315309→; → 12/04; +PR 1LJ		11.0441-5409.2 250031	ATE
1.9 TDI	66	07/04→05/05		→ 1J-2W315308; +PR 1LJ		11.0441-5409.2 250031	ATE
1.9 TDI	81	05/99→06/01		→ 1J-2W315308; +PR 1LJ		11.0441-5409.2 250031	ATE
1.9 TDI	85	05/99→06/01		1J-2W315309→; +PR 1LJ		11.0441-5409.2 250031	ATE
1.9 TDI 4motion	85	05/99→06/01		+PR 1ZQ		11.0441-5409.2 250031	ATE
2.3 V5	110	05/99→10/00		+PR 1ZQ		11.0441-5409.2 250031	ATE
2.3 V5 4motion	110	05/99→10/00		+PR 1LN,1ZD,1ZE,1ZH		11.0441-5409.2 250031	ATE
2.8 VR6	150	03/00→05/00		+PR 1LR,1LS,1ZM / 1LQ,1ZP		11.0441-5409.2 250031	ATE
1.9 TDI	96	11/00→05/05		04/01→; → 1J-2W315308; +PR 1LJ		11.0441-5409.2 250031	ATE
1.9 TDI 4motion	96	11/00→05/05		04/01→ 12/04; +PR 1LN,1ZD,1ZE,1ZH		11.0441-5409.2 250031	ATE
				04/01→ 12/04; +PR 1LR,1LS,1ZM / 1LQ,1ZP		11.0441-5409.2 250031	ATE
				1J-2W315309→; → 12/04; +PR 1LJ		11.0441-5409.2 250031	ATE
				04/01→ 12/04; +PR 1ZQ		11.0441-5409.2 250031	ATE
2.0 4motion	88	12/99→05/03		04/00→; +PR 1LN,1ZD,1ZE,1ZH		11.0441-5409.2 250031	ATE
				1J-2W315309→; +PR 1LJ		11.0441-5409.2 250031	ATE
				04/00→; +PR 1ZQ		11.0441-5409.2 250031	ATE
				04/00→; → 1J-2W315308; +PR 1LJ		11.0441-5409.2 250031	ATE
				04/00→; +PR 1LR,1LS,1ZM / 1LQ,1ZP		11.0441-5409.2 250031	ATE
<b>Bremsschlauch</b>							
1.4 16V	55	09/01→05/05	←	→ 12/04	2	24.5143-0439.3 331411	L= 439
1.6	74	05/99→05/05					
↓							

### VW - BORA Variant (1J6) 05/99→05/05

#### Bremsschlauch

1.6	75	08/00→05/05	➡	☐ / am Bremssattel; → 12/04		24.1253-0010.3	331066	L= 233 mit Rohrleitung
1.6 16V	77	02/00→05/05	➡	☐ / am Bremssattel; → 12/04		24.1253-0020.3	331067	L= 233 mit Rohrleitung
1.6 FSI	81	01/02→05/05	➡	☐ / am Bremssattel; → 12/04		24.1253-0020.3	331067	L= 233 mit Rohrleitung
1.8 T	132	05/02→05/05	➡	→ 12/04	2	83.7858-0140.3	330837	L= 140
1.9 TDI	74	09/00→05/05	➡					
1.9 TDI	110	05/01→05/05	➡					
2.0	85	05/99→05/05	➡					
2.3 V5	125	10/00→05/05	➡					
1.8 4motion	92	05/99→05/05	←	→ 08/00	2	24.5143-0439.3	331411	L= 439
2.0 4motion	85	04/00→05/05	←	09/00→ 12/04	2	24.5143-0569.3	331398	L= 569
2.8 V6 4motion	150	05/99→05/05	←	09/00→ 12/04	2	24.5143-0569.3	331398	L= 569
			➡	→ 12/04	2	83.7858-0140.3	330837	L= 140
1.8 T	110	05/00→05/05	←	09/00→ 12/04	2	24.5143-0439.3	331411	L= 439
			➡	☐ / am Bremssattel; 09/00→ 12/04		24.1253-0010.3	331066	L= 233 mit Rohrleitung
			➡	☐ / am Bremssattel; 09/00→ 12/04		24.1253-0020.3	331067	L= 233 mit Rohrleitung
			➡	09/00→ 12/04	2	83.7858-0140.3	330837	L= 140
1.9 TDI	81	05/99→06/01	←		2	24.5143-0439.3	331411	L= 439
1.9 TDI	85	05/99→06/01	➡	☐ / am Bremssattel		24.1253-0010.3	331066	L= 233 mit Rohrleitung
2.3 V5	110	05/99→10/00	➡	☐ / am Bremssattel		24.1253-0020.3	331067	L= 233 mit Rohrleitung
			➡		2	83.7858-0140.3	330837	L= 140
1.9 TDI	96	11/00→05/05	←	04/01→ 12/04	2	24.5143-0439.3	331411	L= 439
			➡	☐ / am Bremssattel; 04/01→ 12/04		24.1253-0010.3	331066	L= 233 mit Rohrleitung
			➡	☐ / am Bremssattel; 04/01→ 12/04		24.1253-0020.3	331067	L= 233 mit Rohrleitung
			➡	04/01→ 12/04	2	83.7858-0140.3	330837	L= 140
1.9 TDI 4motion	74	09/00→05/05	←	→ 12/04	2	24.5143-0569.3	331398	L= 569
1.9 TDI 4motion	110	05/01→05/05	➡	→ 12/04	2	83.7858-0140.3	330837	L= 140
2.3 V5 4motion	125	10/00→05/05	➡					
1.9 TDI 4motion	85	05/99→06/01	←	→ 08/00	2	24.5143-0439.3	331411	L= 439
2.3 V5 4motion	110	05/99→10/00	←	09/00→	2	24.5143-0569.3	331398	L= 569
			➡		2	83.7858-0140.3	330837	L= 140
1.9 TDI 4motion	96	11/00→05/05	←	04/01→ 12/04	2	24.5143-0569.3	331398	L= 569
			➡	04/01→ 12/04	2	83.7858-0140.3	330837	L= 140
2.0 4motion	88	12/99→05/03	←	04/00→ 08/00	2	24.5143-0439.3	331411	L= 439
			←	09/00→	2	24.5143-0569.3	331398	L= 569
			➡	04/00→	2	83.7858-0140.3	330837	L= 140
2.8 VR6	150	03/00→05/00	←		2	24.5143-0439.3	331411	L= 439
			➡		2	83.7858-0140.3	330837	L= 140

### VW - CADDY II Kasten (9K9A) 11/95→01/04

#### Bremssattel







1.4	55	08/00→01/04	←	☐		24.3541-1609.5	240039	TRW Ø 54 - Halter
1.7 SDI	42	07/96→09/00	←	☐		24.3541-1610.5	240040	TRW Ø 54 - Halter
1.9 D	47	11/95→01/04	←					
1.9 SDI	47	11/95→01/04	←					
1.9 TDI	66	09/96→01/04	←					
60 1.4	44	11/95→01/04	←					
75 1.6	55	11/95→05/97	←					
75 1.6	55	11/95→09/00	←					

#### Führungshülzensatz, Bremssattel

1.4	55	08/00→01/04	←			11.0101-5403.2	260010	TRW
1.7 SDI	42	07/96→09/00	←					
1.9 D	47	11/95→01/04	←					
1.9 SDI	47	11/95→01/04	←					
1.9 TDI	66	09/96→01/04	←					
60 1.4	44	11/95→01/04	←					
75 1.6	55	11/95→05/97	←					
75 1.6	55	11/95→09/00	←					

#### Zubehörsatz, Bremssattel

1.4	55	08/00→01/04	←			24.0101-4301.2	260047	TRW
1.7 SDI	42	07/96→09/00	←					
1.9 D	47	11/95→01/04	←					
1.9 SDI	47	11/95→01/04	←					
1.9 TDI	66	09/96→01/04	←					
60 1.4	44	11/95→01/04	←					
75 1.6	55	11/95→05/97	←					
75 1.6	55	11/95→09/00	←					

	kW				! #		
--	----	--	--	--	-----	--	--

### VW - CADDY II Kasten (9K9A) 11/95→01/04

#### Bremsschlauch

1.4	55	08/00→01/04	←		2	24.5105-0442.3	331432	L= 442
1.7 SDI	42	07/96→09/00	→		2	83.6236-0402.3	330464	L= 400
1.9 D	47	11/95→01/04						
1.9 SDI	47	11/95→01/04						
1.9 TDI	66	09/96→01/04						
60 1.4	44	11/95→01/04						
75 1.6	55	11/95→05/97						
75 1.6	55	11/95→09/00						

### VW - CADDY II Kombi (9K9B) 11/95→01/04

#### Bremssattel

1.4	44	11/95→01/04	←	☐		24.3541-1609.5	240039	TRW Ø 54 - Halter
1.4 16V	55	08/00→01/04	←	☐		24.3541-1610.5	240040	TRW Ø 54 - Halter
1.6	55	11/95→05/97						
1.6	55	06/97→09/00						
1.7 SDI	42	07/96→09/00						
1.9 D	47	11/95→01/04						
1.9 SDI	47	11/95→01/04						
1.9 TDI	66	10/96→01/04						

#### Führungshülzensatz, Bremssattel

1.4	44	11/95→01/04	←			11.0101-5403.2	260010	TRW
1.4 16V	55	08/00→01/04	←					
1.6	55	11/95→05/97						
1.6	55	06/97→09/00						
1.7 SDI	42	07/96→09/00						
1.9 D	47	11/95→01/04						
1.9 SDI	47	11/95→01/04						
1.9 TDI	66	10/96→01/04						

#### Zubehörsatz, Bremssattel

1.4	44	11/95→01/04	←			24.0101-4301.2	260047	TRW
1.4 16V	55	08/00→01/04	←					
1.6	55	11/95→05/97						
1.6	55	06/97→09/00						
1.7 SDI	42	07/96→09/00						
1.9 D	47	11/95→01/04						
1.9 SDI	47	11/95→01/04						
1.9 TDI	66	10/96→01/04						

#### Bremsschlauch

1.4	44	11/95→01/04	←		2	24.5105-0442.3	331432	L= 442
1.4 16V	55	08/00→01/04	→		2	83.6236-0402.3	330464	L= 400
1.6	55	11/95→05/97						
1.6	55	06/97→09/00						
1.7 SDI	42	07/96→09/00						
1.9 D	47	11/95→01/04						
1.9 SDI	47	11/95→01/04						
1.9 TDI	66	10/96→01/04						

### VW - CADDY II Pick-up (9U7) 06/96→12/00

#### Bremssattel

1.6	55	06/96→12/00	←	☐; 10/97→		24.3541-1737.5	240197	TRW Ø 54 - Halter
1.9 D	47	06/96→12/00	←	☐; 10/97→		24.3541-1738.5	240198	TRW Ø 54 - Halter

#### Bremsschlauch

1.6	55	06/96→12/00	←	10/97→	2	24.5166-0325.3	331293	L= 325
1.9 D	47	06/96→12/00	→	10/97→	2	83.6236-0175.3	330710	L= 175









### VW - CADDY III Kasten (2KA, 2KH, 2CA, 2CH) 03/04→05/15

#### Bremssattel

1.2 TSI	63	09/10→05/15	←	☐; +PR 1ZF,1ZM		11.9541-9549.2	220575	ATE Ø 54 - Halter
1.2 TSI	77	09/10→05/15	←	☐; +PR 1ZF,1ZM		11.9541-9550.2	220576	ATE Ø 54 - Halter
1.6 TDI	55	08/10→05/15						
1.6 TDI	75	08/10→05/15						
1.9 TDI 4motion	77	11/08→08/10						
2.0 TDI 4motion	62	12/10→05/15						
			☐; +PR 1ZF,2E2	24.3387-1719.5	240874	TRW Ø 38 - Halter		
			☐; +PR 1ZE,1LJ; → 2K-B-200000	24.3387-1719.5	240874	TRW Ø 38 - Halter		
			☐; +PR 1ZE,1LJ; → 2K-B-200000	24.3387-1720.5	240875	TRW Ø 38 - Halter		




















	kw			 	! #		
<b>VW - CADDY III Kasten (2KA, 2KH, 2CA, 2CH) 03/04→05/15</b>							
 <b>Bremssattel</b>							
1.2 TSI 1.2 TSI 1.6 TDI 1.6 TDI 1.9 TDI 4motion 2.0 TDI 4motion	63 77 55 75 77 62	09/10→05/15 09/10→05/15 08/10→05/15 08/10→05/15 11/08→08/10 12/10→05/15	➡	☐; +PR 1ZF,2E2		24.3387-1720.5 240875	TRW Ø 38 - Halter
1.4	55	03/04→05/06	←	☐; +PR 1ZF;1ZM		11.9541-9549.2 220575	ATE Ø 54 - Halter
			←	☐; +PR 1ZF;1ZM		11.9541-9550.2 220576	ATE Ø 54 - Halter
			←	☐; +PR 1LJ,1ZA		11.9541-9553.2 220563	ATE Ø 54 - Halter
			←	☐; +PR 1ZE		11.9541-9553.2 220563	ATE Ø 54 - Halter
			←	☐; +PR 1LJ,1ZA		11.9541-9554.2 220564	ATE Ø 54 - Halter
			←	☐; +PR 1ZE		11.9541-9554.2 220564	ATE Ø 54 - Halter
			➡	☐		24.3417-1701.5 240836	TRW Ø 41 - Halter
			➡	☐		24.3417-1702.5 240837	TRW Ø 41 - Halter
1.4 1.6 1.9 TDI 1.9 TDI 2.0 EcoFuel 2.0 SDI 2.0 TDI	59 75 55 77 80 51 103	05/06→08/10 04/04→05/15 09/05→08/10 04/04→08/10 04/06→05/15 03/04→08/10 09/07→08/10	←	☐; +PR 1ZF;1ZM		11.9541-9549.2 220575	ATE Ø 54 - Halter
			←	☐; +PR 1ZF;1ZM		11.9541-9550.2 220576	ATE Ø 54 - Halter
			←	☐; +PR 1ZE		11.9541-9553.2 220563	ATE Ø 54 - Halter
			←	☐; +PR 1LJ,1ZA		11.9541-9553.2 220563	ATE Ø 54 - Halter
			←	☐; +PR 1ZE		11.9541-9554.2 220564	ATE Ø 54 - Halter
			←	☐; +PR 1LJ,1ZA		11.9541-9554.2 220564	ATE Ø 54 - Halter
			➡	☐; 12/07→; +PR 1ZF,2E2		24.3387-1719.5 240874	TRW Ø 38 - Halter
			➡	☐; 12/07→; +PR 1ZE,1LJ; → 2K-B-200000		24.3387-1719.5 240874	TRW Ø 38 - Halter
			➡	☐; 12/07→; +PR 1ZE,1LJ; → 2K-B-200000		24.3387-1720.5 240875	TRW Ø 38 - Halter
			➡	☐; 12/07→; +PR 1ZF,2E2		24.3387-1720.5 240875	TRW Ø 38 - Halter
			➡	☐; → 11/07		24.3417-1701.5 240836	TRW Ø 41 - Halter
			➡	☐; → 11/07		24.3417-1702.5 240837	TRW Ø 41 - Halter
1.6 BiFuel 2.0 TDI 2.0 TDI 16V 2.0 TDI 16V 4motion	75 62 103 103	05/11→05/15 11/10→05/15 11/10→05/15 11/10→05/15	←	☐; +PR 1ZF;1ZM		11.9541-9549.2 220575	ATE Ø 54 - Halter
			←	☐; +PR 1ZF;1ZM		11.9541-9550.2 220576	ATE Ø 54 - Halter
			←	☐; +PR 1LJ,1ZA		11.9541-9553.2 220563	ATE Ø 54 - Halter
			←	☐; +PR 1ZE		11.9541-9553.2 220563	ATE Ø 54 - Halter
			←	☐; +PR 1ZE		11.9541-9554.2 220564	ATE Ø 54 - Halter
			←	☐; +PR 1LJ,1ZA		11.9541-9554.2 220564	ATE Ø 54 - Halter
			➡	☐; +PR 1ZF,2E2		24.3387-1719.5 240874	TRW Ø 38 - Halter
			➡	☐; +PR 1ZE,1LJ; → 2K-B-200000		24.3387-1719.5 240874	TRW Ø 38 - Halter
			➡	☐; +PR 1ZE,1LJ; → 2K-B-200000		24.3387-1720.5 240875	TRW Ø 38 - Halter
			➡	☐; +PR 1ZF,2E2		24.3387-1720.5 240875	TRW Ø 38 - Halter
2.0 TDI 2.0 TDI 4motion	81 81	08/10→05/15 08/10→05/15	←	☐; 10/10→; +PR 1ZF,1ZM		11.9541-9549.2 220575	ATE Ø 54 - Halter
			←	☐; 10/10→; +PR 1ZF,1ZM		11.9541-9550.2 220576	ATE Ø 54 - Halter
			←	☐; 10/10→; +PR 1ZE		11.9541-9553.2 220563	ATE Ø 54 - Halter
			←	☐; 10/10→; +PR 1LJ,1ZA		11.9541-9553.2 220563	ATE Ø 54 - Halter
			←	☐; 10/10→; +PR 1ZE		11.9541-9554.2 220564	ATE Ø 54 - Halter
			←	☐; 10/10→; +PR 1LJ,1ZA		11.9541-9554.2 220564	ATE Ø 54 - Halter
			➡	☐; 10/10→; +PR 1ZF,2E2		24.3387-1719.5 240874	TRW Ø 38 - Halter
			➡	☐; 10/10→; +PR 1ZE,1LJ; → 2K-B-200000		24.3387-1719.5 240874	TRW Ø 38 - Halter
			➡	☐; 10/10→; +PR 1ZE,1LJ; → 2K-B-200000		24.3387-1720.5 240875	TRW Ø 38 - Halter
2.0 TDI	125	05/12→05/15	←	☐; +PR 1ZF,1ZM		11.9541-9549.2 220575	ATE Ø 54 - Halter
			←	☐; +PR 1ZF,1ZM		11.9541-9550.2 220576	ATE Ø 54 - Halter
			←	☐; +PR 1LJ,1ZA		11.9541-9553.2 220563	ATE Ø 54 - Halter
			←	☐; +PR 1ZE		11.9541-9553.2 220563	ATE Ø 54 - Halter
			←	☐; +PR 1LJ,1ZA		11.9541-9554.2 220564	ATE Ø 54 - Halter
			←	☐; +PR 1ZE		11.9541-9554.2 220564	ATE Ø 54 - Halter
			➡	☐; +PR 1ZF,2E2		24.3387-1719.5 240874	TRW Ø 38 - Halter



















	kw					! #		
<b>VW - CADDY III Kasten (2KA, 2KH, 2CA, 2CH) 03/04→05/15</b>								
<b>Bremssattel</b>								
2.0 TDI	125	05/12→05/15	➡	☐; +PR 1ZF,2E2		24.3387-1720.5	240875	TRW Ø 38 - Halter
<b>Halter, Bremssattel</b>								
1.2 TSI	63	09/10→05/15	←	+PR 1LJ,1ZA		11.0230-0131.1	260129	ATE
1.2 TSI	77	09/10→05/15						
1.6 TDI	55	08/10→05/15	←	+PR 1ZF,1ZM		11.0230-0131.1	260129	ATE
1.6 TDI	75	08/10→05/15						
1.9 TDI 4motion	77	11/08→08/10						
2.0 TDI	125	05/12→05/15						
2.0 TDI 4motion	62	12/10→05/15						
1.4	55	03/04→05/06	←	+PR 1LJ,1ZA		11.0230-0131.1	260129	ATE
1.4	59	05/06→08/10						
1.6	75	04/04→05/15	←	+PR 1ZF;1ZM		11.0230-0131.1	260129	ATE
1.6 BiFuel	75	05/11→05/15						
1.9 TDI	55	09/05→08/10						
1.9 TDI	77	04/04→08/10						
2.0 EcoFuel	80	04/06→05/15						
2.0 SDI	51	03/04→08/10						
2.0 TDI	62	11/10→05/15						
2.0 TDI	103	09/07→08/10						
2.0 TDI 16V	103	11/10→05/15						
2.0 TDI 16V 4motion	103	11/10→05/15						
2.0 TDI	81	08/10→05/15	←	10/10→; +PR 1LJ,1ZA		11.0230-0131.1	260129	ATE
2.0 TDI 4motion	81	08/10→05/15	←	10/10→; +PR 1ZF,1ZM		11.0230-0131.1	260129	ATE
<b>Feder, Bremssattel</b>								
1.2 TSI	63	09/10→05/15	←	+PR 1ZE	2	11.8116-0351.1	390538	ATE
1.2 TSI	77	09/10→05/15						
1.4	55	03/04→05/06	←	+PR 1LJ,1ZA	2	11.8116-0351.1	390538	ATE
1.4	59	05/06→08/10						
1.6	75	04/04→05/15						
1.6 BiFuel	75	05/11→05/15						
1.6 TDI	55	08/10→05/15						
1.6 TDI	75	08/10→05/15						
1.9 TDI	55	09/05→08/10						
1.9 TDI	77	04/04→08/10						
1.9 TDI 4motion	77	11/08→08/10						
2.0 EcoFuel	80	04/06→05/15						
2.0 SDI	51	03/04→08/10						
2.0 TDI	62	11/10→05/15						
2.0 TDI	103	09/07→08/10						
2.0 TDI	125	05/12→05/15						
2.0 TDI 16V	103	11/10→05/15						
2.0 TDI 16V 4motion	103	11/10→05/15						
2.0 TDI 4motion	62	12/10→05/15						
2.0 TDI	81	08/10→05/15	←	10/10→; +PR 1ZE	2	11.8116-0351.1	390538	ATE
2.0 TDI 4motion	81	08/10→05/15	←	10/10→; +PR 1LJ,1ZA	2	11.8116-0351.1	390538	ATE
<b>Führungshülzensatz, Bremssattel</b>								
1.2 TSI	63	09/10→05/15	←	+PR 1LJ,1ZA		11.0101-5409.2	260035	ATE
1.2 TSI	77	09/10→05/15						
1.6 TDI	55	08/10→05/15	←	+PR 1ZE		11.0101-5409.2	260035	ATE
1.6 TDI	75	08/10→05/15	←	+PR 1ZF,1ZM		11.0101-5409.2	260035	ATE
1.9 TDI 4motion	77	11/08→08/10						
2.0 TDI	125	05/12→05/15						
2.0 TDI 4motion	62	12/10→05/15						
1.4	55	03/04→05/06	←	+PR 1LJ,1ZA		11.0101-5409.2	260035	ATE
1.4	59	05/06→08/10						
1.6	75	04/04→05/15	←	+PR 1ZF;1ZM		11.0101-5409.2	260035	ATE
1.6 BiFuel	75	05/11→05/15	←	+PR 1ZE		11.0101-5409.2	260035	ATE
1.9 TDI	55	09/05→08/10						
1.9 TDI	77	04/04→08/10						
2.0 EcoFuel	80	04/06→05/15						
2.0 SDI	51	03/04→08/10						
2.0 TDI	62	11/10→05/15						
2.0 TDI	103	09/07→08/10						
2.0 TDI 16V	103	11/10→05/15						
2.0 TDI 16V 4motion	103	11/10→05/15						
2.0 TDI	81	08/10→05/15	←	10/10→; +PR 1ZE		11.0101-5409.2	260035	ATE
2.0 TDI 4motion	81	08/10→05/15	←	10/10→; +PR 1LJ,1ZA		11.0101-5409.2	260035	ATE
			←	10/10→; +PR 1ZF,1ZM		11.0101-5409.2	260035	ATE
<b>Führungsbolzen, Bremssattel</b>								
1.2 TSI	63	09/10→05/15		+PR 1LJ,1ZA		11.8171-0008.1	990049	ATE
1.2 TSI	77	09/10→05/15						
1.6 TDI	55	08/10→05/15		+PR 1ZE		11.8171-0008.1	990049	ATE
1.6 TDI	75	08/10→05/15		+PR 1ZF,1ZM		11.8171-0069.1	250152	ATE
↓								

	kw				! #		
<b>VW - CADDY III Kasten (2KA, 2KH, 2CA, 2CH) 03/04→05/15</b>							
<b>Führungsbolzen, Bremsattel</b>							
1.9 TDI 4motion	77	11/08→08/10		+PR 1LJ,1ZA		11.8171-0008.1 990049	ATE
2.0 TDI	125	05/12→05/15		+PR 1ZE		11.8171-0008.1 990049	ATE
2.0 TDI 4motion	62	12/10→05/15		+PR 1ZF,1ZM		11.8171-0069.1 250152	ATE
1.4	55	03/04→05/06		+PR 1LJ,1ZA		11.8171-0008.1 990049	ATE
1.4	59	05/06→08/10		+PR 1ZE		11.8171-0008.1 990049	ATE
1.6	75	04/04→05/15		+PR 1ZE		11.8171-0008.1 990049	ATE
1.6 BiFuel	75	05/11→05/15		+PR 1ZF;1ZM		11.8171-0069.1 250152	ATE
1.9 TDI	55	09/05→08/10					
1.9 TDI	77	04/04→08/10					
2.0 EcoFuel	80	04/06→05/15					
2.0 SDI	51	03/04→08/10					
2.0 TDI	62	11/10→05/15					
2.0 TDI	103	09/07→08/10					
2.0 TDI 16V	103	11/10→05/15					
2.0 TDI 16V 4motion	103	11/10→05/15					
2.0 TDI	81	08/10→05/15		10/10→; +PR 1LJ,1ZA		11.8171-0008.1 990049	ATE
2.0 TDI 4motion	81	08/10→05/15		10/10→; +PR 1ZE		11.8171-0008.1 990049	ATE
				10/10→; +PR 1ZF,1ZM		11.8171-0069.1 250152	ATE
<b> Bremsschlauch</b>							
1.2 TSI	63	09/10→05/15	←		2	24.5143-0564.3 331433	L= 564
1.2 TSI	77	09/10→05/15	→	+PR 0E2;	2	24.5289-0425.3 331388	L= 425
1.6 BiFuel	75	05/11→05/15	→	für Fahrzeuge mit verstärktem Fahrwerk			
1.6 TDI	55	08/10→05/15	→	+PR 0E2;	2	24.5289-0432.3 331377	L= 432
1.6 TDI	75	08/10→05/15	→	für Fahrzeuge ohne verstärktes Fahrwerk			
2.0 TDI	62	11/10→05/15	→	+PR 0E1;	2	24.5289-0490.3 331389	L= 490
2.0 TDI	125	05/12→05/15	→	für Fahrzeuge ohne verstärktes Fahrwerk			
2.0 TDI 16V	103	11/10→05/15	→	+PR 0E1;	2	24.5289-0495.3 331457	L= 495
2.0 TDI 16V 4motion	103	11/10→05/15	→	für Fahrzeuge mit verstärktem Fahrwerk; nicht für kalte Klimazonen			
1.4	55	03/04→05/06	←		2	24.5143-0564.3 331433	L= 564
			→	+PR 0E2	2	24.5289-0432.3 331377	L= 432
			→	+PR 0E1;	2	24.5289-0490.3 331389	L= 490
			→	für Fahrzeuge ohne verstärktes Fahrwerk			
			→	+PR 0E1;	2	24.5289-0495.3 331457	L= 495
			→	für Fahrzeuge mit verstärktem Fahrwerk; nicht für kalte Klimazonen			
1.4	59	05/06→08/10	←		2	24.5143-0564.3 331433	L= 564
1.6	75	04/04→05/15	→	11/09→; +PR 0E2;	2	24.5289-0425.3 331388	L= 425
1.9 TDI	55	09/05→08/10	→	für Fahrzeuge mit verstärktem Fahrwerk			
1.9 TDI	77	04/04→08/10	→	+PR 0E2; → 10/09	2	24.5289-0432.3 331377	L= 432
2.0 EcoFuel	80	04/06→05/15	→	11/09→; +PR 0E2;	2	24.5289-0432.3 331377	L= 432
2.0 SDI	51	03/04→08/10	→	für Fahrzeuge ohne verstärktes Fahrwerk			
2.0 TDI	103	09/07→08/10	→	+PR 0E1;	2	24.5289-0490.3 331389	L= 490
			→	für Fahrzeuge ohne verstärktes Fahrwerk			
			→	+PR 0E1;	2	24.5289-0495.3 331457	L= 495
			→	für Fahrzeuge mit verstärktem Fahrwerk; nicht für kalte Klimazonen			
1.9 TDI 4motion	77	11/08→08/10	←		2	24.5143-0564.3 331433	L= 564
2.0 TDI 4motion	62	12/10→05/15	←	10/10→	2	24.5143-0564.3 331433	L= 564
2.0 TDI	81	08/10→05/15	←	10/10→; +PR 0E1;	2	24.5289-0490.3 331389	L= 490
			→	für Fahrzeuge ohne verstärktes Fahrwerk			
			→	10/10→; +PR 0E1;	2	24.5289-0495.3 331457	L= 495
			→	für Fahrzeuge mit verstärktem Fahrwerk; nicht für kalte Klimazonen			
2.0 TDI 4motion	81	08/10→05/15	←	10/10→	2	24.5143-0564.3 331433	L= 564
<b>VW - CADDY III Kombi (2KB, 2KJ, 2CB, 2CJ) 03/04→05/15</b>							
<b> Bremsattel</b>							
1.2 TSI	63	09/10→05/15	←	☐; +PR 1ZF,1ZM		11.9541-9549.2 220575	ATE Ø 54 - Halter
1.2 TSI	77	09/10→05/15	←	☐; +PR 1ZF,1ZM		11.9541-9550.2 220576	ATE Ø 54 - Halter
1.6 TDI	55	08/10→05/15	←	☐; +PR 1ZF,1ZM		11.9541-9553.2 220563	ATE Ø 54 - Halter
1.6 TDI	75	08/10→05/15	←	☐; +PR 1LJ,1ZA		11.9541-9554.2 220564	ATE Ø 54 - Halter
1.9 TDI 4motion	77	05/08→08/10	←	☐; +PR 1ZE		11.9541-9553.2 220563	ATE Ø 54 - Halter
2.0 TDI 16V 4motion	103	11/10→05/15	←	☐; +PR 1LJ,1ZA		11.9541-9554.2 220564	ATE Ø 54 - Halter
			←	☐; +PR 1ZE		11.9541-9554.2 220564	ATE Ø 54 - Halter
			→	☐; +PR 1ZF,2E2		24.3387-1719.5 240874	TRW Ø 38 - Halter
			→	☐; +PR 1ZE,1LJ; → 2K-B-200000		24.3387-1719.5 240874	TRW Ø 38 - Halter
↓							





















	kw			 	! #								
<b>VW - CADDY III Kombi (2KB, 2KJ, 2CB, 2CJ) 03/04→05/15</b>													
<b>Bremssattel</b>													
1.2 TSI	63	09/10→05/15	➔	☐; +PR 1ZE,1LJ; → 2K-B-200000		24.3387-1720.5	240875	TRW Ø 38 - Halter					
1.2 TSI	77	09/10→05/15	➔			24.3387-1720.5	240875	TRW Ø 38 - Halter					
1.6 TDI	55	08/10→05/15	➔	☐; +PR 1ZF,2E2									
1.6 TDI	75	08/10→05/15											
1.9 TDI 4motion	77	05/08→08/10											
2.0 TDI 16V 4motion	103	11/10→05/15											
1.4	55	03/04→05/06	←	☐; +PR 1ZF;1ZM		11.9541-9549.2	220575	ATE Ø 54 - Halter					
			←	☐; +PR 1ZF;1ZM		11.9541-9550.2	220576	ATE Ø 54 - Halter					
			←	☐; +PR 1LJ,1ZA		11.9541-9553.2	220563	ATE Ø 54 - Halter					
			←	☐; +PR 1ZE		11.9541-9553.2	220563	ATE Ø 54 - Halter					
			←	☐; +PR 1LJ,1ZA		11.9541-9554.2	220564	ATE Ø 54 - Halter					
			←	☐; +PR 1ZE		11.9541-9554.2	220564	ATE Ø 54 - Halter					
			➔	☐		24.3417-1701.5	240836	TRW Ø 41 - Halter					
			➔	☐		24.3417-1702.5	240837	TRW Ø 41 - Halter					
1.4	59	05/06→08/10	←	☐; +PR 1ZF;1ZM		11.9541-9549.2	220575	ATE Ø 54 - Halter					
			74	03/05→05/15	←	☐; +PR 1ZF;1ZM		11.9541-9550.2	220576	ATE Ø 54 - Halter			
					75	04/04→05/15	←	☐; +PR 1ZE		11.9541-9553.2	220563	ATE Ø 54 - Halter	
							←	☐; +PR 1LJ,1ZA		11.9541-9553.2	220563	ATE Ø 54 - Halter	
					1.9 TDI	55	09/05→08/10	←	☐; +PR 1ZE		11.9541-9554.2	220564	ATE Ø 54 - Halter
								77	04/04→08/10	←	☐; +PR 1LJ,1ZA		11.9541-9554.2
					2.0 EcoFuel	80	04/06→05/15			←	☐; +PR 1ZE		11.9541-9554.2
								2.0 SDI	51	03/04→08/10	←	☐; +PR 1LJ,1ZA	
					2.0 TDI	103	09/07→08/10				←	☐; +PR 1ZE	
								←	☐; +PR 1LJ,1ZA		11.9541-9554.2	220564	ATE Ø 54 - Halter
					➔	☐; 12/07→; +PR 1ZF,2E2		24.3387-1719.5	240874	TRW Ø 38 - Halter			
					➔	☐; 12/07→; +PR 1ZE,1LJ; → 2K-B-200000		24.3387-1719.5	240874	TRW Ø 38 - Halter			
➔	☐; 12/07→; +PR 1ZE,1LJ; → 2K-B-200000		24.3387-1720.5	240875	TRW Ø 38 - Halter								
➔	☐; 12/07→; +PR 1ZF,2E2		24.3387-1720.5	240875	TRW Ø 38 - Halter								
➔	☐; → 11/07		24.3417-1701.5	240836	TRW Ø 41 - Halter								
➔	☐; → 11/07		24.3417-1702.5	240837	TRW Ø 41 - Halter								
1.6 BiFuel 2.0 TDI 16V	75 103	05/11→05/15 11/10→05/15	←	☐; +PR 1ZF;1ZM		11.9541-9549.2	220575	ATE Ø 54 - Halter					
			←	☐; +PR 1ZF;1ZM		11.9541-9550.2	220576	ATE Ø 54 - Halter					
			←	☐; +PR 1LJ,1ZA		11.9541-9553.2	220563	ATE Ø 54 - Halter					
			←	☐; +PR 1ZE		11.9541-9553.2	220563	ATE Ø 54 - Halter					
			←	☐; +PR 1ZE		11.9541-9554.2	220564	ATE Ø 54 - Halter					
			←	☐; +PR 1LJ,1ZA		11.9541-9554.2	220564	ATE Ø 54 - Halter					
			➔	☐; +PR 1ZF,2E2		24.3387-1719.5	240874	TRW Ø 38 - Halter					
			➔	☐; +PR 1ZE,1LJ; → 2K-B-200000		24.3387-1719.5	240874	TRW Ø 38 - Halter					
			➔	☐; +PR 1ZE,1LJ; → 2K-B-200000		24.3387-1720.5	240875	TRW Ø 38 - Halter					
			➔	☐; +PR 1ZF,2E2		24.3387-1720.5	240875	TRW Ø 38 - Halter					
2.0 TDI 2.0 TDI 4motion	81 81	08/10→05/15 08/10→05/15	←	☐; 10/10→; +PR 1ZF,1ZM		11.9541-9549.2	220575	ATE Ø 54 - Halter					
			←	☐; 10/10→; +PR 1ZF,1ZM		11.9541-9550.2	220576	ATE Ø 54 - Halter					
			←	☐; 10/10→; +PR 1ZE		11.9541-9553.2	220563	ATE Ø 54 - Halter					
			←	☐; 10/10→; +PR 1LJ,1ZA		11.9541-9553.2	220563	ATE Ø 54 - Halter					
			←	☐; 10/10→; +PR 1ZE		11.9541-9554.2	220564	ATE Ø 54 - Halter					
			←	☐; 10/10→; +PR 1LJ,1ZA		11.9541-9554.2	220564	ATE Ø 54 - Halter					
			➔	☐; 10/10→; +PR 1ZF,2E2		24.3387-1719.5	240874	TRW Ø 38 - Halter					
			➔	☐; 10/10→; +PR 1ZE,1LJ; → 2K-B-200000		24.3387-1719.5	240874	TRW Ø 38 - Halter					
			➔	☐; 10/10→; +PR 1ZE,1LJ; → 2K-B-200000		24.3387-1720.5	240875	TRW Ø 38 - Halter					
			➔	☐; 10/10→; +PR 1ZF,2E2		24.3387-1720.5	240875	TRW Ø 38 - Halter					
2.0 TDI	125	05/12→05/15	←	☐; +PR 1ZF,1ZM		11.9541-9549.2	220575	ATE Ø 54 - Halter					
			←	☐; +PR 1ZF,1ZM		11.9541-9550.2	220576	ATE Ø 54 - Halter					
			←	☐; +PR 1LJ,1ZA		11.9541-9553.2	220563	ATE Ø 54 - Halter					
			←	☐; +PR 1ZE		11.9541-9553.2	220563	ATE Ø 54 - Halter					
			←	☐; +PR 1LJ,1ZA		11.9541-9554.2	220564	ATE Ø 54 - Halter					
			←	☐; +PR 1ZE		11.9541-9554.2	220564	ATE Ø 54 - Halter					
			➔	☐; +PR 1ZF,2E2		24.3387-1719.5	240874	TRW Ø 38 - Halter					
			➔										










	kw			 	! #		
<b>VW - CADDY III Kombi (2KB, 2KJ, 2CB, 2CJ) 03/04→05/15</b>							
<b>Bremssattel</b>							
2.0 TDI	125	05/12→05/15	➡	☐; +PR 1ZF,2E2		24.3387-1720.5 240875	TRW Ø 38 - Halter
<b>Halter, Bremssattel</b>							
1.2 TSI	63	09/10→05/15	←	+PR 1LJ,1ZA		11.0230-0131.1 260129	ATE
1.2 TSI	77	09/10→05/15					
1.6 TDI	55	08/10→05/15	←	+PR 1ZF,1ZM		11.0230-0131.1 260129	ATE
1.6 TDI	75	08/10→05/15					
1.9 TDI 4motion	77	05/08→08/10					
2.0 TDI	125	05/12→05/15					
2.0 TDI 16V 4motion	103	11/10→05/15					
1.4	55	03/04→05/06	←	+PR 1LJ,1ZA		11.0230-0131.1 260129	ATE
1.4	59	05/06→08/10					
1.6	74	03/05→05/15	←	+PR 1ZF;1ZM		11.0230-0131.1 260129	ATE
1.6	75	04/04→05/15					
1.6 BiFuel	75	05/11→05/15					
1.9 TDI	55	09/05→08/10					
1.9 TDI	77	04/04→08/10					
2.0 EcoFuel	80	04/06→05/15					
2.0 SDI	51	03/04→08/10					
2.0 TDI	103	09/07→08/10					
2.0 TDI 16V	103	11/10→05/15					
2.0 TDI	81	08/10→05/15	←	10/10→; +PR 1LJ,1ZA		11.0230-0131.1 260129	ATE
2.0 TDI 4motion	81	08/10→05/15	←	10/10→; +PR 1ZF,1ZM		11.0230-0131.1 260129	ATE
<b>Feder, Bremssattel</b>							
1.2 TSI	63	09/10→05/15	←	+PR 1ZE	2	11.8116-0351.1 390538	ATE
1.2 TSI	77	09/10→05/15					
1.4	55	03/04→05/06	←	+PR 1LJ,1ZA	2	11.8116-0351.1 390538	ATE
1.4	59	05/06→08/10					
1.6	74	03/05→05/15					
1.6	75	04/04→05/15					
1.6 BiFuel	75	05/11→05/15					
1.6 TDI	55	08/10→05/15					
1.6 TDI	75	08/10→05/15					
1.9 TDI	55	09/05→08/10					
1.9 TDI	77	04/04→08/10					
1.9 TDI 4motion	77	05/08→08/10					
2.0 EcoFuel	80	04/06→05/15					
2.0 SDI	51	03/04→08/10					
2.0 TDI	103	09/07→08/10					
2.0 TDI	125	05/12→05/15					
2.0 TDI 16V	103	11/10→05/15					
2.0 TDI 16V 4motion	103	11/10→05/15					
2.0 TDI	81	08/10→05/15	←	10/10→; +PR 1ZE	2	11.8116-0351.1 390538	ATE
2.0 TDI 4motion	81	08/10→05/15	←	10/10→; +PR 1LJ,1ZA	2	11.8116-0351.1 390538	ATE
<b>Führungshülzensatz, Bremssattel</b>							
1.2 TSI	63	09/10→05/15	←	+PR 1LJ,1ZA		11.0101-5409.2 260035	ATE
1.2 TSI	77	09/10→05/15					
1.6 TDI	55	08/10→05/15	←	+PR 1ZE		11.0101-5409.2 260035	ATE
1.6 TDI	75	08/10→05/15					
1.9 TDI 4motion	77	05/08→08/10	←	+PR 1ZF,1ZM		11.0101-5409.2 260035	ATE
2.0 TDI	125	05/12→05/15					
2.0 TDI 16V 4motion	103	11/10→05/15					
1.4	55	03/04→05/06	←	+PR 1LJ,1ZA		11.0101-5409.2 260035	ATE
1.4	59	05/06→08/10					
1.6	74	03/05→05/15	←	+PR 1ZF;1ZM		11.0101-5409.2 260035	ATE
1.6	75	04/04→05/15					
1.6 BiFuel	75	05/11→05/15	←	+PR 1ZE		11.0101-5409.2 260035	ATE
1.9 TDI	55	09/05→08/10					
1.9 TDI	77	04/04→08/10					
2.0 EcoFuel	80	04/06→05/15					
2.0 SDI	51	03/04→08/10					
2.0 TDI	103	09/07→08/10					
2.0 TDI 16V	103	11/10→05/15					
2.0 TDI	81	08/10→05/15	←	10/10→; +PR 1ZE		11.0101-5409.2 260035	ATE
2.0 TDI 4motion	81	08/10→05/15	←	10/10→; +PR 1LJ,1ZA		11.0101-5409.2 260035	ATE
			←	10/10→; +PR 1ZF,1ZM		11.0101-5409.2 260035	ATE
<b>Führungsbolzen, Bremssattel</b>							
1.2 TSI	63	09/10→05/15		+PR 1LJ,1ZA		11.8171-0008.1 990049	ATE
1.2 TSI	77	09/10→05/15		+PR 1ZE		11.8171-0008.1 990049	ATE
1.6 TDI	55	08/10→05/15					
1.6 TDI	75	08/10→05/15		+PR 1ZF,1ZM		11.8171-0069.1 250152	ATE
1.9 TDI 4motion	77	05/08→08/10					
2.0 TDI	125	05/12→05/15					
2.0 TDI 16V 4motion	103	11/10→05/15					
↓							



	kw					! #		
<b>VW - CADDY III Kombi (2KB, 2KJ, 2CB, 2CJ) 03/04→05/15</b>								
<b>Führungsbolzen, Bremsattel</b>								
1.4	55	03/04→05/06		+PR 1LJ,1ZA		11.8171-0008.1	990049	ATE
1.4	59	05/06→08/10		+PR 1ZE		11.8171-0008.1	990049	ATE
1.6	74	03/05→05/15						
1.6	75	04/04→05/15		+PR 1ZF,1ZM		11.8171-0069.1	250152	ATE
1.6 BiFuel	75	05/11→05/15						
1.9 TDI	55	09/05→08/10						
1.9 TDI	77	04/04→08/10						
2.0 EcoFuel	80	04/06→05/15						
2.0 SDI	51	03/04→08/10						
2.0 TDI	103	09/07→08/10						
2.0 TDI 16V	103	11/10→05/15						
2.0 TDI	81	08/10→05/15		10/10→; +PR 1LJ,1ZA		11.8171-0008.1	990049	ATE
2.0 TDI 4motion	81	08/10→05/15		10/10→; +PR 1ZE		11.8171-0008.1	990049	ATE
				10/10→; +PR 1ZF,1ZM		11.8171-0069.1	250152	ATE
<b>Bremsschlauch</b>								
1.2 TSI	63	09/10→05/15	←		2	24.5143-0564.3	331433	L= 564
1.2 TSI	77	09/10→05/15	→	+PR 0E2;	2	24.5289-0425.3	331388	L= 425
1.6 BiFuel	75	05/11→05/15	→	für Fahrzeuge mit verstärktem Fahrwerk				
1.6 TDI	55	08/10→05/15	→	+PR 0E2;	2	24.5289-0432.3	331377	L= 432
1.6 TDI	75	08/10→05/15	→	+PR 0E2;				
2.0 TDI	125	05/12→05/15	→	für Fahrzeuge ohne verstärktes Fahrwerk				
2.0 TDI 16V	103	11/10→05/15	→	+PR 0E1;	2	24.5289-0490.3	331389	L= 490
			→	für Fahrzeuge ohne verstärktes Fahrwerk				
			→	+PR 0E1;	2	24.5289-0495.3	331457	L= 495
			→	für Fahrzeuge mit verstärktem Fahrwerk; nicht für kalte Klimazonen				
1.4	55	03/04→05/06	←		2	24.5143-0564.3	331433	L= 564
			→	+PR 0E2	2	24.5289-0432.3	331377	L= 432
			→	+PR 0E1;	2	24.5289-0490.3	331389	L= 490
			→	für Fahrzeuge ohne verstärktes Fahrwerk				
			→	+PR 0E1;	2	24.5289-0495.3	331457	L= 495
			→	für Fahrzeuge mit verstärktem Fahrwerk; nicht für kalte Klimazonen				
1.4	59	05/06→08/10	←		2	24.5143-0564.3	331433	L= 564
1.6	74	03/05→05/15	→	11/09→; +PR 0E2;	2	24.5289-0425.3	331388	L= 425
1.6	75	04/04→05/15	→	für Fahrzeuge mit verstärktem Fahrwerk				
1.9 TDI	55	09/05→08/10	→	+PR 0E2; → 10/09	2	24.5289-0432.3	331377	L= 432
1.9 TDI	77	04/04→08/10	→	+PR 0E2; → 10/09				
2.0 EcoFuel	80	04/06→05/15	→	11/09→; +PR 0E2;	2	24.5289-0432.3	331377	L= 432
2.0 SDI	51	03/04→08/10	→	für Fahrzeuge ohne verstärktes Fahrwerk				
2.0 TDI	103	09/07→08/10	→	+PR 0E1;	2	24.5289-0490.3	331389	L= 490
			→	für Fahrzeuge ohne verstärktes Fahrwerk				
			→	+PR 0E1;	2	24.5289-0495.3	331457	L= 495
			→	für Fahrzeuge mit verstärktem Fahrwerk; nicht für kalte Klimazonen				
1.9 TDI 4motion	77	05/08→08/10	←		2	24.5143-0564.3	331433	L= 564
2.0 TDI 16V 4motion	103	11/10→05/15	←					
2.0 TDI	81	08/10→05/15	←	10/10→	2	24.5143-0564.3	331433	L= 564
			→	10/10→; +PR 0E1;	2	24.5289-0490.3	331389	L= 490
			→	für Fahrzeuge ohne verstärktes Fahrwerk				
			→	10/10→; +PR 0E1;	2	24.5289-0495.3	331457	L= 495
			→	für Fahrzeuge mit verstärktem Fahrwerk; nicht für kalte Klimazonen				
2.0 TDI 4motion	81	08/10→05/15	←	10/10→	2	24.5143-0564.3	331433	L= 564
<b>VW - CADDY IV Kasten (SAA, SAH) 05/15→</b>								
<b>Bremsschlauch</b>								
1.0 TSI	75	11/15→	→	langer Radstand	2	24.5289-0432.3	331377	L= 432
1.2 TSI	62	06/15→						
1.4 TGI CNG	81	06/15→						
1.4 TSI	92	05/15→						
1.6	81	11/15→						
1.6 TDI	55	05/15→						
1.6 TDI	75	05/15→						
2.0 TDI	55	05/15→						
2.0 TDI	75	05/15→						
2.0 TDI	103	05/15→						
2.0 TDI	110	05/15→						
2.0 TDI 4motion	55	11/15→						
2.0 TDI 4motion	81	05/15→						
2.0 TDI 4motion	110	11/15→						

	kw			 	! #		
<b>VW - CADDY IV Kombi (SAB, SAJ) 05/15→</b>							
 <b>Bremsschlauch</b>							
1.0 TSI	75	11/15→	➔	langer Radstand	2	24.5289-0432.3	331377 L= 432
1.2 TSI	62	06/15→					
1.4 TGI CNG	81	06/15→					
1.4 TSI	92	05/15→					
1.6	81	11/15→					
1.6 TDI	55	05/15→					
1.6 TDI	75	05/15→					
2.0 TDI	55	05/15→					
2.0 TDI	75	05/15→					
2.0 TDI	103	05/15→					
2.0 TDI	110	05/15→					
2.0 TDI 4motion	81	05/15→					
2.0 TDI 4motion	110	11/15→					
<b>VW - CADDY ALLTRACK Kasten (SAA) 05/15→</b>							
 <b>Bremsschlauch</b>							
1.0 TSI	75	11/15→	➔	langer Radstand	2	24.5289-0432.3	331377 L= 432
1.2 TSI	62	06/15→					
1.4 TGI CNG	81	06/15→					
1.4 TSI	92	05/15→					
2.0 TDI	55	05/15→					
2.0 TDI	75	05/15→					
2.0 TDI	110	05/15→					
2.0 TDI 4motion	110	11/15→					
<b>VW - CADDY ALLTRACK Kombi (SAB) 05/15→</b>							
 <b>Bremsschlauch</b>							
1.0 TSI	75	11/15→	➔	langer Radstand	2	24.5289-0432.3	331377 L= 432
1.2 TSI	62	06/15→					
1.4 TGI CNG	81	06/15→					
1.4 TSI	92	05/15→					
2.0 TDI	55	05/15→					
2.0 TDI	75	05/15→					
2.0 TDI	110	05/15→					
2.0 TDI 4motion	110	11/15→					
<b>VW - CC (358) 11/11→12/16</b>							
 <b>Bremssattel</b>							
1.4 TSI	110	05/15→12/16	➔	☐; +PR 1ZM,1ZG		11.9541-9553.2	220563 ATE Ø 54 - Halter
1.4 TSI	118	11/11→12/16	➔	☐; +PR 1ZM,1ZG		11.9541-9554.2	220564 ATE Ø 54 - Halter
1.4 TSI MultiFuel	118	11/11→12/16	➔	☐; +PR 1ZM,1ZG		11.9541-9554.2	220564 ATE Ø 54 - Halter
1.8 TSI	112	11/11→12/16	➔	☐; +PR 1LA,1LB		24.3601-1727.5	240786 TRW Ø 60 - Halter
1.8 TSI	118	11/11→12/16	➔	☐; +PR 1LA,1LB		24.3601-1728.5	240787 TRW Ø 60 - Halter
2.0 TDI	100	11/11→12/16	➔	☐; +PR 1LA,1LB		24.3601-1728.5	240787 TRW Ø 60 - Halter
2.0 TDI	103	11/11→12/16	➔	☐; +PR 1KW		24.6241-1709.7	221021 TRW Ø 41 + EMot / - Halter + FSB
2.0 TDI	110	05/15→12/16	➔	☐; +PR 1KW		24.6241-1710.7	221022 TRW Ø 41 + EMot / - Halter + FSB
2.0 TDI	125	11/11→12/16	➔	☐; +PR 1KW		24.6241-1710.7	221022 TRW Ø 41 + EMot / - Halter + FSB
2.0 TDI	130	12/12→12/16	➔	☐; +PR 1KW		24.6241-1710.7	221022 TRW Ø 41 + EMot / - Halter + FSB
2.0 TDI	135	05/15→12/16	➔	☐; +PR 1KW		24.6241-1710.7	221022 TRW Ø 41 + EMot / - Halter + FSB
2.0 TDI 4motion	103	11/11→12/16	➔	☐; +PR 2EA		24.6241-1711.5	240713 TRW Ø 41 + EMot / - Halter + FSB
2.0 TDI 4motion	125	11/11→01/13	➔	☐; +PR 2EA		24.6241-1711.5	240713 TRW Ø 41 + EMot / - Halter + FSB
2.0 TDI 4motion	130	12/12→12/16	➔	☐; +PR 2EA		24.6241-1711.5	240713 TRW Ø 41 + EMot / - Halter + FSB
2.0 TSI	147	11/11→12/16	➔	☐; +PR 2EA		24.6241-1712.5	240714 TRW Ø 41 + EMot / - Halter + FSB
2.0 TSI	155	11/11→12/16	➔	☐; +PR 2EA		24.6241-1712.5	240714 TRW Ø 41 + EMot / - Halter + FSB
3.6 FSI 4motion	220	11/11→12/16	➔	☐; +PR 2EA		24.6241-1712.5	240714 TRW Ø 41 + EMot / - Halter + FSB
<b>Halter, Bremssattel</b>							
1.4 TSI	110	05/15→12/16	➔	+PR 1ZM,1ZG	2	11.0230-0131.1	260129 ATE
1.4 TSI	118	11/11→12/16	➔	+PR 1ZM,1ZG			
1.4 TSI MultiFuel	118	11/11→12/16	➔	+PR 1ZM,1ZG			
1.8 TSI	112	11/11→12/16	➔	+PR 1ZM,1ZG			
1.8 TSI	118	11/11→12/16	➔	+PR 1ZM,1ZG			
2.0 TDI	100	11/11→12/16	➔	+PR 1ZM,1ZG			
2.0 TDI	103	11/11→12/16	➔	+PR 1ZM,1ZG			
2.0 TDI	110	05/15→12/16	➔	+PR 1ZM,1ZG			
2.0 TDI	125	11/11→12/16	➔	+PR 1ZM,1ZG			
2.0 TDI	130	12/12→12/16	➔	+PR 1ZM,1ZG			
2.0 TDI	135	05/15→12/16	➔	+PR 1ZM,1ZG			
2.0 TDI 4motion	103	11/11→12/16	➔	+PR 1ZM,1ZG			
2.0 TDI 4motion	125	11/11→01/13	➔	+PR 1ZM,1ZG			
2.0 TDI 4motion	130	12/12→12/16	➔	+PR 1ZM,1ZG			
2.0 TSI	147	11/11→12/16	➔	+PR 1ZM,1ZG			
2.0 TSI	155	11/11→12/16	➔	+PR 1ZM,1ZG			
3.6 FSI 4motion	220	11/11→12/16	➔	+PR 1ZM,1ZG			
<b>Feder, Bremssattel</b>							
1.4 TSI	110	05/15→12/16		+PR 1ZM,1ZG	2	11.8116-0351.1	390538 ATE
1.4 TSI	118	11/11→12/16		+PR 1ZM,1ZG			
1.4 TSI MultiFuel	118	11/11→12/16		+PR 1ZM,1ZG			



	kw			 	! #		
<b>VW - CC (358) 11/11→12/16</b>							
<b>Feder, Bremssattel</b>							
1.8 TSI	112	11/11→12/16		+PR 1ZM,1ZG	2	11.8116-0351.1 390538	ATE
1.8 TSI	118	11/11→12/16					
2.0 TDI	100	11/11→12/16					
2.0 TDI	103	11/11→12/16					
2.0 TDI	110	05/15→12/16					
2.0 TDI	125	11/11→12/16					
2.0 TDI	130	12/12→12/16					
2.0 TDI	135	05/15→12/16					
2.0 TDI 4motion	103	11/11→12/16					
2.0 TDI 4motion	125	11/11→01/13					
2.0 TDI 4motion	130	12/12→12/16					
2.0 TSI	147	11/11→12/16					
2.0 TSI	155	11/11→12/16					
3.6 FSI 4motion	220	11/11→12/16					
<b>Führungshülzensatz, Bremssattel</b>							
1.4 TSI	110	05/15→12/16	←	+PR 1ZM,1ZG		11.0101-5409.2 260035	ATE
1.4 TSI	118	11/11→12/16					
1.4 TSI MultiFuel	118	11/11→12/16					
1.8 TSI	112	11/11→12/16					
1.8 TSI	118	11/11→12/16					
2.0 TDI	100	11/11→12/16					
2.0 TDI	103	11/11→12/16					
2.0 TDI	110	05/15→12/16					
2.0 TDI	125	11/11→12/16					
2.0 TDI	130	12/12→12/16					
2.0 TDI	135	05/15→12/16					
2.0 TDI 4motion	103	11/11→12/16					
2.0 TDI 4motion	125	11/11→01/13					
2.0 TDI 4motion	130	12/12→12/16					
2.0 TSI	147	11/11→12/16					
2.0 TSI	155	11/11→12/16					
3.6 FSI 4motion	220	11/11→12/16					
<b>Führungsbolzen, Bremssattel</b>							
1.4 TSI	110	05/15→12/16		+PR 1ZM,1ZG		11.8171-0008.1 990049	ATE
1.4 TSI	118	11/11→12/16					
1.4 TSI MultiFuel	118	11/11→12/16					
1.8 TSI	112	11/11→12/16					
1.8 TSI	118	11/11→12/16					
2.0 TDI	100	11/11→12/16					
2.0 TDI	103	11/11→12/16					
2.0 TDI	110	05/15→12/16					
2.0 TDI	125	11/11→12/16					
2.0 TDI	130	12/12→12/16					
2.0 TDI	135	05/15→12/16					
2.0 TDI 4motion	103	11/11→12/16					
2.0 TDI 4motion	125	11/11→01/13					
2.0 TDI 4motion	130	12/12→12/16					
2.0 TSI	147	11/11→12/16					
2.0 TSI	155	11/11→12/16					
3.6 FSI 4motion	220	11/11→12/16					
<b>Bremsschlauch</b>							
1.4 TSI	110	05/15→12/16	→	+PR 1KW	2	24.5143-0257.3 331167	L= 257
1.4 TSI	118	11/11→12/16					
1.4 TSI MultiFuel	118	11/11→12/16	→	+PR 2EA	2	24.5204-0233.3 331430	L= 233
1.8 TSI	112	11/11→12/16					
1.8 TSI	118	11/11→12/16					
2.0 TDI	100	11/11→12/16					
2.0 TDI	103	11/11→12/16					
2.0 TDI	110	05/15→12/16					
2.0 TDI	125	11/11→12/16					
2.0 TDI	130	12/12→12/16					
2.0 TDI	135	05/15→12/16					
2.0 TDI 4motion	103	11/11→12/16					
2.0 TDI 4motion	125	11/11→01/13					
2.0 TDI 4motion	130	12/12→12/16					
2.0 TSI	147	11/11→12/16					
2.0 TSI	155	11/11→12/16					
3.6 FSI 4motion	220	11/11→12/16					
<b>VW - CORRADO (531) 08/87→12/95</b>							
<b>Bremssattel</b>							
2.0 i	85	04/93→12/95	←	☐; → 07/95		24.3541-1609.5 240039	TRW Ø 54 - Halter
			←	☐; → 07/95		24.3541-1610.5 240040	TRW Ø 54 - Halter
			→	☐; → 07/95		24.3384-1707.5 240171	TRW Ø 38 - Halter
			→	☐; → 07/95		24.3384-1708.5 240172	TRW Ø 38 - Halter
2.0 i 16V	100	08/91→12/95	←	☐; → 07/95		24.3541-1609.5 240039	TRW Ø 54 - Halter
↓							

### VW - CORRADO (53i) 08/87→12/95

#### **Bremssattel**

2.0 i 16V	100	08/91→12/95	←	☐; → 07/95	24.3541-1610.5	240040	TRW Ø 54 - Halter
			→	☐; → 50-P-009000	24.3384-1603.5	240015	TRW Ø 38 - Halter
			→	☐; → 50-P-009000	24.3384-1604.5	240016	TRW Ø 38 - Halter
			→	☐; 50-P-009001→; → 07/95	24.3384-1707.5	240171	TRW Ø 38 - Halter
			→	☐; 50-P-009001→; → 07/95	24.3384-1708.5	240172	TRW Ø 38 - Halter
			→	☐; → 07/95	24.3541-1731.5	240061	TRW Ø 54 - Halter
2.9 VR6	140	08/91→12/95	←	☐; → 07/95	24.3541-1732.5	240062	TRW Ø 54 - Halter
			→	☐; → 50-P-009000	24.3384-1603.5	240015	TRW Ø 38 - Halter
			→	☐; → 50-P-009000	24.3384-1604.5	240016	TRW Ø 38 - Halter
			→	☐; 50-P-009001→; → 07/95	24.3384-1707.5	240171	TRW Ø 38 - Halter
			→	☐; 50-P-009001→; → 07/95	24.3384-1708.5	240172	TRW Ø 38 - Halter
			→	☐; → 07/95	24.3541-1731.5	240061	TRW Ø 54 - Halter

#### **Führungshülzensatz, Bremssattel**

2.0 i	85	04/93→12/95	←	→ 07/95	11.0101-5403.2	260010	TRW
			→	→ 07/95	11.0101-5403.2	260010	TRW
2.0 i 16V	100	08/91→12/95	←	→ 07/95	11.0101-5403.2	260010	TRW
			→	50-P-009001→; → 07/95	11.0101-5403.2	260010	TRW
2.9 VR6	140	08/91→12/95	→	50-P-009001→; → 07/95	11.0101-5403.2	260010	TRW

#### **Zubehörsatz, Bremssattel**

2.0 i	85	04/93→12/95	←	→ 07/95	24.0101-4301.2	260047	TRW
			→	→ 07/95	24.0101-3601.2	260044	TRW
2.0 i 16V	100	08/91→12/95	←	→ 07/95	24.0101-4301.2	260047	TRW
			→	50-P-009001→; → 07/95	24.0101-3601.2	260044	TRW
			→	→ 50-P-009000	24.0101-3601.2	260044	TRW
2.9 VR6	140	08/91→12/95	→	50-P-009001→; → 07/95	24.0101-3601.2	260044	TRW
			→	→ 50-P-009000	24.0101-3601.2	260044	TRW

#### **Bremsschlauch**

2.0 i 2.0 i 16V	85 100	04/93→12/95 08/91→12/95	←	→ 07/95	2	24.5105-0442.3	331432	L= 442
			→	am Bremssattel; → 07/95	2	24.5170-0161.3	331308	L= 161
			→	→ 07/95	2	24.5201-0164.3	331414	L= 164
2.9 VR6	140	08/91→12/95	←	→ 07/95	2	24.5105-0442.3	331432	L= 442
			→	am Bremssattel; → 07/95	2	24.5170-0161.3	331308	L= 161
			→	→ 07/95	2	83.7836-0135.3	330816	L= 135

### VW - CRAFTER 30-35 Bus (2E\_) 04/06→12/16


#### **Bremssattel**

2.0 TDI 2.0 TDI	80 100	05/11→12/16 05/11→12/16	←	☐; 07/11→; +PR 0WC, 0WL	24.3481-1789.5	240753	BRE Ø 48 - Halter
			←	☐; 07/11→; +PR 0WC, 0WL	24.3481-1790.5	240754	BRE Ø 48 - Halter
			→	☐; 07/11→; +PR 0WC, 0WL	24.3511-1721.5	240920	BOS Ø 51 - Halter
2.0 TDI 2.0 TDI 2.0 TDI 2.5 TDI 2.5 TDI 2.5 TDI	84 105 120 65 80 100 120	11/13→12/16 10/11→12/16 07/11→12/16 04/06→07/11 04/06→05/13 04/06→05/13 04/06→07/11	←	☐; +PR 0WC, 0WL	24.3481-1789.5	240753	BRE Ø 48 - Halter
			←	☐; +PR 0WC, 0WL	24.3481-1790.5	240754	BRE Ø 48 - Halter
			→	☐; +PR 0WC, 0WL	24.3511-1721.5	240920	BOS Ø 51 - Halter
			←	☐; +PR 0WC, 0WL	24.3481-1789.5	240753	BRE Ø 48 - Halter
			←	☐; +PR 0WC, 0WL	24.3481-1790.5	240754	BRE Ø 48 - Halter
			→	☐; +PR 0WC, 0WL	24.3511-1721.5	240920	BOS Ø 51 - Halter
2.0 TDI 4motion	120	11/11→12/16	←	☐; +PR 0WC, 0WL	24.3481-1789.5	240753	BRE Ø 48 - Halter
			←	☐; +PR 0WC, 0WL	24.3481-1790.5	240754	BRE Ø 48 - Halter
			→	☐; +PR 0WC, 0WL	24.3511-1721.5	240920	BOS Ø 51 - Halter

#### **Bremsschlauch**

2.0 TDI 2.0 TDI	80 100	05/11→12/16 05/11→12/16	←	07/11→; +PR 0WC, 0WF, 0WL	2	24.5137-0385.3	331089	L= 385
			→	07/11→; +PR 0WF	2	24.5131-0415.3	331238	L= 415
			→	07/11→; +PR 0WC, 0WL	2	24.5137-0385.3	331089	L= 385
			→	07/11→; +PR 0WF; für Reifenabmessung: 285/65	2	24.5137-0470.3	331090	L= 470

**VW - CRAFTER 30-35 Bus (2E\_) 04/06→12/16**

 **Bremsschlauch**

2.0 TDI	84	11/13→12/16	←	+PR 0WC, 0WF, 0WL	2	24.5137-0385.3	331089	L= 385
2.0 TDI	105	10/11→12/16	→	+PR 0WF	2	24.5131-0415.3	331238	L= 415
2.0 TDI	120	07/11→12/16	→	+PR 0WC, 0WL	2	24.5137-0385.3	331089	L= 385
2.5 TDI	65	04/06→07/11	→	+PR 0WC, 0WL	2	24.5137-0385.3	331089	L= 385
2.5 TDI	80	04/06→05/13	→	+PR 0WF; für Reifenabmessung: 285/65	2	24.5137-0470.3	331090	L= 470
2.5 TDI	100	04/06→05/13	→	+PR 0WF; für Reifenabmessung: 285/65	2	24.5137-0470.3	331090	L= 470
2.5 TDI	120	04/06→07/11	→	+PR 0WF; für Reifenabmessung: 285/65	2	24.5137-0470.3	331090	L= 470
2.0 TDI 4motion	120	11/11→12/16	←	+PR 0WC,0WF,0WL	2	24.5137-0385.3	331089	L= 385

**VW - CRAFTER 30-50 Kasten (2E\_) 04/06→12/16**

 **Bremssattel**

2.0 TDI	80	05/11→12/16	←	☐; 07/11→; +PR 0WC, 0WL		24.3481-1789.5	240753	BRE Ø 48 - Halter
2.0 TDI	100	05/11→12/16	←	☐; 07/11→; +PR 0WC, 0WL		24.3481-1790.5	240754	BRE Ø 48 - Halter
			→	☐; 07/11→; +PR 0WC, 0WL		24.3511-1721.5	240920	BOS Ø 51 - Halter
2.0 TDI	84	11/13→12/16	←	☐; +PR 0WC, 0WL		24.3481-1789.5	240753	BRE Ø 48 - Halter
2.0 TDI	105	10/11→12/16	←	☐; +PR 0WC, 0WL		24.3481-1790.5	240754	BRE Ø 48 - Halter
2.0 TDI	120	07/11→12/16	←	☐; +PR 0WC, 0WL		24.3481-1790.5	240754	BRE Ø 48 - Halter
2.5 TDI	65	04/06→07/11	→	☐; +PR 0WC, 0WL		24.3511-1721.5	240920	BOS Ø 51 - Halter
2.5 TDI	80	04/06→05/13	→	☐; +PR 0WC, 0WL		24.3511-1721.5	240920	BOS Ø 51 - Halter
2.5 TDI	100	04/06→05/13	→	☐; +PR 0WC, 0WL		24.3511-1721.5	240920	BOS Ø 51 - Halter
2.5 TDI	120	04/06→07/11	→	☐; +PR 0WC, 0WL		24.3511-1721.5	240920	BOS Ø 51 - Halter
2.0 TDI	103	11/15→12/16	←	☐; +PR 0WC,0WL		24.3481-1789.5	240753	BRE Ø 48 - Halter
			←	☐; +PR 0WC,0WL		24.3481-1790.5	240754	BRE Ø 48 - Halter
			→	☐; +PR 0WC,0WL		24.3511-1721.5	240920	BOS Ø 51 - Halter
2.0 TDI 4motion	120	11/11→12/16	←	☐; +PR 0WC, 0WL		24.3481-1789.5	240753	BRE Ø 48 - Halter
			←	☐; +PR 0WC, 0WL		24.3481-1790.5	240754	BRE Ø 48 - Halter
			→	☐; +PR 0WC,0WL		24.3511-1721.5	240920	BOS Ø 51 - Halter

 **Bremsschlauch**











2.0 TDI	80	05/11→12/16	←	07/11→; +PR 0WC, 0WF, 0WL	2	24.5137-0385.3	331089	L= 385
2.0 TDI	100	05/11→12/16	→	07/11→; +PR 0WF	2	24.5131-0415.3	331238	L= 415
			→	07/11→; +PR 0WC, 0WL	2	24.5137-0385.3	331089	L= 385
			→	07/11→; +PR 0WF; für Reifenabmessung: 285/65	2	24.5137-0470.3	331090	L= 470
2.0 TDI	84	11/13→12/16	←	+PR 0WC, 0WF, 0WL	2	24.5137-0385.3	331089	L= 385
2.0 TDI	105	10/11→12/16	→	+PR 0WF	2	24.5131-0415.3	331238	L= 415
2.0 TDI	120	07/11→12/16	→	+PR 0WC, 0WL	2	24.5137-0385.3	331089	L= 385
2.5 TDI	65	04/06→07/11	→	+PR 0WC, 0WL	2	24.5137-0385.3	331089	L= 385
2.5 TDI	80	04/06→05/13	→	+PR 0WF; für Reifenabmessung: 285/65	2	24.5137-0470.3	331090	L= 470
2.5 TDI	100	04/06→05/13	→	+PR 0WF; für Reifenabmessung: 285/65	2	24.5137-0470.3	331090	L= 470
2.5 TDI	120	04/06→07/11	→	+PR 0WF; für Reifenabmessung: 285/65	2	24.5137-0470.3	331090	L= 470
2.0 TDI	103	11/15→12/16	←	+PR 0WC,0WF,0WL	2	24.5137-0385.3	331089	L= 385
			→	+PR 0WF	2	24.5131-0415.3	331238	L= 415
			→	+PR 0WC,0WL	2	24.5137-0385.3	331089	L= 385
			→	+PR 0WF; für Reifenabmessung: 285/65	2	24.5137-0470.3	331090	L= 470
2.0 TDI 4motion	120	11/11→12/16	←	+PR 0WC,0WF,0WL	2	24.5137-0385.3	331089	L= 385

**VW - CRAFTER 30-50 Pritsche/Fahrgestell (2F\_) 04/06→12/16**








 **Bremssattel**








2.0 TDI	80	05/11→12/16	←	☐; 07/11→; +PR 0WC, 0WL		24.3481-1789.5	240753	BRE Ø 48 - Halter
2.0 TDI	100	05/11→12/16	←	☐; 07/11→; +PR 0WC, 0WL		24.3481-1790.5	240754	BRE Ø 48 - Halter
			→	☐; 07/11→; +PR 0WC, 0WL		24.3511-1721.5	240920	BOS Ø 51 - Halter
2.0 TDI	84	11/13→12/16	←	☐; +PR 0WC, 0WL		24.3481-1789.5	240753	BRE Ø 48 - Halter
2.0 TDI	105	10/11→12/16	←	☐; +PR 0WC, 0WL		24.3481-1790.5	240754	BRE Ø 48 - Halter
2.0 TDI	120	07/11→12/16	←	☐; +PR 0WC, 0WL		24.3481-1790.5	240754	BRE Ø 48 - Halter
2.5 TDI	65	04/06→07/11	→	☐; +PR 0WC, 0WL		24.3511-1721.5	240920	BOS Ø 51 - Halter
2.5 TDI	80	04/06→05/13	→	☐; +PR 0WC, 0WL		24.3511-1721.5	240920	BOS Ø 51 - Halter
2.5 TDI	100	04/06→05/13	→	☐; +PR 0WC, 0WL		24.3511-1721.5	240920	BOS Ø 51 - Halter
2.5 TDI	120	04/06→07/11	→	☐; +PR 0WC, 0WL		24.3511-1721.5	240920	BOS Ø 51 - Halter
2.0 TDI	103	11/15→12/16	←	☐; +PR 0WC,0WL		24.3481-1789.5	240753	BRE Ø 48 - Halter
			←	☐; +PR 0WC,0WL		24.3481-1790.5	240754	BRE Ø 48 - Halter
			→	☐; +PR 0WC,0WL		24.3511-1721.5	240920	BOS Ø 51 - Halter
2.0 TDI 4motion	120	11/11→12/16	←	☐; +PR 0WC, 0WL		24.3481-1789.5	240753	BRE Ø 48 - Halter
			←	☐; +PR 0WC, 0WL		24.3481-1790.5	240754	BRE Ø 48 - Halter

↓

	kw					! #		
<b>VW - CRAFTER 30-50 Pritsche/Fahrgestell (2F_) 04/06→12/16</b>								
 <b>Bremssattel</b>								
2.0 TDI 4motion	120	11/11→12/16	➡	☐; +PR 0WC,0WL		24.3511-1721.5	240920	BOS Ø 51 - Halter
 <b>Bremsschlauch</b>								
2.0 TDI	80	05/11→12/16	←	07/11→; +PR 0WC, 0WF, 0WL	2	24.5137-0385.3	331089	L= 385
2.0 TDI	100	05/11→12/16	➡	07/11→; +PR 0WF	2	24.5131-0415.3	331238	L= 415
			➡	07/11→; +PR 0WC, 0WL	2	24.5137-0385.3	331089	L= 385
			➡	07/11→; +PR 0WF; für Reifenabmessung: 285/65	2	24.5137-0470.3	331090	L= 470
2.0 TDI	84	11/13→12/16	←	+PR 0WC, 0WF, 0WL	2	24.5137-0385.3	331089	L= 385
2.0 TDI	105	10/11→12/16	➡	+PR 0WF	2	24.5131-0415.3	331238	L= 415
2.0 TDI	120	07/11→12/16	➡	+PR 0WF	2	24.5131-0415.3	331238	L= 415
2.5 TDI	65	04/06→07/11	➡	+PR 0WC, 0WL	2	24.5137-0385.3	331089	L= 385
2.5 TDI	80	04/06→05/13	➡	+PR 0WC, 0WL	2	24.5137-0385.3	331089	L= 385
2.5 TDI	100	04/06→05/13	➡	+PR 0WF; für Reifenabmessung: 285/65	2	24.5137-0470.3	331090	L= 470
2.5 TDI	120	04/06→07/11	➡	+PR 0WF; für Reifenabmessung: 285/65	2	24.5137-0470.3	331090	L= 470
2.0 TDI	103	11/15→12/16	←	+PR 0WC,0WF,0WL	2	24.5137-0385.3	331089	L= 385
			➡	+PR 0WF	2	24.5131-0415.3	331238	L= 415
			➡	+PR 0WC,0WL	2	24.5137-0385.3	331089	L= 385
			➡	+PR 0WF; für Reifenabmessung: 285/65	2	24.5137-0470.3	331090	L= 470
2.0 TDI 4motion	120	11/11→12/16	←	+PR 0WC,0WF,0WL	2	24.5137-0385.3	331089	L= 385
<b>VW - EOS (1F7, 1F8) 03/06→08/15</b>								
 <b>Bremssattel</b>								
1.4 TSI	90	11/07→08/15	←	☐; +PR 1LJ,1ZA,1ZD		11.9541-9553.2	220563	ATE Ø 54 - Halter
1.4 TSI	118	05/08→08/15	←	☐; +PR 1ZE		11.9541-9553.2	220563	ATE Ø 54 - Halter
1.6 FSI	85	06/06→05/08	←	☐; +PR 1ZE		11.9541-9554.2	220564	ATE Ø 54 - Halter
2.0 TDI	103	06/06→05/08	←	☐; +PR 1ZE		11.9541-9554.2	220564	ATE Ø 54 - Halter
2.0 TDI 16V	103	05/08→08/15	←	☐; +PR 1LJ,1ZA,1ZD		11.9541-9554.2	220564	ATE Ø 54 - Halter
2.0 TSI	155	11/09→08/15	←	☐; +PR 1LJ,1ZA,1ZD		11.9541-9554.2	220564	ATE Ø 54 - Halter
3.2 V6	184	06/06→05/09	←	☐; +PR 1LK		24.3576-9995.5	240962	ATE Ø 57 - Halter
3.6 V6	191	05/09→11/10	←	☐; +PR 1LK		24.3576-9995.5	240962	ATE Ø 57 - Halter
			←	☐; +PR 1LK		24.3576-9996.5	240963	ATE Ø 57 - Halter
			➡	☐; +PR 1KD		24.3384-1755.5	240886	TRW Ø 38 - Halter
			➡	☐; +PR 1KD		24.3384-1756.5	240887	TRW Ø 38 - Halter
			➡	☐; +PR 1KZ		24.3387-1717.5	240872	TRW Ø 38 - Halter
			➡	☐; +PR 1KZ		24.3387-1717.7	220757	TRW Ø 38 - Halter
			➡	☐; +PR 1KZ		24.3387-1718.5	240873	TRW Ø 38 - Halter
			➡	☐; +PR 1KJ		24.3414-1709.5	240834	TRW Ø 41 - Halter
			➡	☐; +PR 1KJ		24.3414-1710.5	240835	TRW Ø 41 - Halter
			➡	☐; +PR 2EA		24.3417-1711.5	240766	TRW Ø 41 - Halter
			➡	☐; +PR 2EA		24.3417-1712.5	240767	TRW Ø 41 - Halter
2.0 FSI	110	03/06→05/08	←	☐; 05/06→; +PR 1ZE		11.9541-9553.2	220563	ATE Ø 54 - Halter
2.0 TFSI	147	03/06→08/15	←	☐; 05/06→; +PR 1LJ,1ZA,1ZD		11.9541-9553.2	220563	ATE Ø 54 - Halter
			←	☐; 05/06→; +PR 1LJ,1ZA,1ZD		11.9541-9554.2	220564	ATE Ø 54 - Halter
			←	☐; 05/06→; +PR 1ZE		11.9541-9554.2	220564	ATE Ø 54 - Halter
			←	☐; 05/06→; +PR 1LK		24.3576-9995.5	240962	ATE Ø 57 - Halter
			←	☐; 05/06→; +PR 1LK		24.3576-9996.5	240963	ATE Ø 57 - Halter
			➡	☐; 05/06→; +PR 1KD		24.3384-1755.5	240886	TRW Ø 38 - Halter
			➡	☐; 05/06→; +PR 1KD		24.3384-1756.5	240887	TRW Ø 38 - Halter
			➡	☐; 05/06→; +PR 1KZ		24.3387-1717.5	240872	TRW Ø 38 - Halter
			➡	☐; 05/06→; +PR 1KZ		24.3387-1717.7	220757	TRW Ø 38 - Halter
			➡	☐; 05/06→; +PR 1KZ		24.3387-1718.5	240873	TRW Ø 38 - Halter
			➡	☐; 05/06→; +PR 1KJ		24.3414-1709.5	240834	TRW Ø 41 - Halter
			➡	☐; 05/06→; +PR 1KJ		24.3414-1710.5	240835	TRW Ø 41 - Halter
			➡	☐; 05/06→; +PR 2EA		24.3417-1711.5	240766	TRW Ø 41 - Halter
			➡	☐; 05/06→; +PR 2EA		24.3417-1712.5	240767	TRW Ø 41 - Halter
2.0 TDI	100	11/10→08/15	←	☐; +PR 1LJ,1ZA,1ZD		11.9541-9553.2	220563	ATE Ø 54 - Halter
			←	☐; +PR 1ZE		11.9541-9553.2	220563	ATE Ø 54 - Halter
			←	☐; +PR 1ZE		11.9541-9554.2	220564	ATE Ø 54 - Halter
			←	☐; +PR 1LJ,1ZA,1ZD		11.9541-9554.2	220564	ATE Ø 54 - Halter



















	kw			 	! #			
<b>VW - EOS (1F7, 1F8) 03/06→08/15</b>								
<b>Bremssattel</b>								
2.0 TDI	100	11/10→08/15	←	☐		24.3576-9995.5	240962	ATE Ø 57 - Halter
			←	☐		24.3576-9996.5	240963	ATE Ø 57 - Halter
			→	☐; +PR 1KD		24.3384-1755.5	240886	TRW Ø 38 - Halter
			→	☐; +PR 1KD		24.3384-1756.5	240887	TRW Ø 38 - Halter
			→	☐; +PR 1KZ		24.3387-1717.5	240872	TRW Ø 38 - Halter
			→	☐; +PR 1KZ		24.3387-1717.7	220757	TRW Ø 38 - Halter
			→	☐; +PR 1KZ		24.3387-1718.5	240873	TRW Ø 38 - Halter
			→	☐; +PR 1KJ		24.3414-1709.5	240834	TRW Ø 41 - Halter
			→	☐; +PR 1KJ		24.3414-1710.5	240835	TRW Ø 41 - Halter
			→	☐; +PR 2EA		24.3417-1711.5	240766	TRW Ø 41 - Halter
→	☐; +PR 2EA		24.3417-1712.5	240767	TRW Ø 41 - Halter			
<b>Halter, Bremssattel</b>								
1.4 TSI	90	11/07→08/15	←	+PR 1LJ,1ZA,1ZD	2	11.0230-0131.1	260129	ATE
1.4 TSI	118	05/08→08/15						
1.6 FSI	85	06/06→05/08	←	+PR 1LK	2	11.0230-0663.1	260131	ATE
2.0 TDI	103	06/06→05/08						
2.0 TDI 16V	103	05/08→08/15						
2.0 TSI	155	11/09→08/15						
3.2 V6	184	06/06→05/09						
3.6 V6	191	05/09→11/10						
2.0 FSI	110	03/06→05/08	←	05/06→; +PR 1LJ,1ZA,1ZD	2	11.0230-0131.1	260129	ATE
2.0 TFSI	147	03/06→08/15	←	05/06→; +PR 1LK	2	11.0230-0663.1	260131	ATE
2.0 TDI	100	11/10→08/15	←	+PR 1LJ,1ZA,1ZD	2	11.0230-0131.1	260129	ATE
			←		2	11.0230-0663.1	260131	ATE
<b>Feder, Bremssattel</b>								
1.4 TSI	90	11/07→08/15	←	+PR 1ZE	2	11.8116-0351.1	390538	ATE
1.4 TSI	118	05/08→08/15						
1.6 FSI	85	06/06→05/08	←	+PR 1LJ,1ZA,1ZD	2	11.8116-0351.1	390538	ATE
2.0 TDI	103	06/06→05/08						
2.0 TDI 16V	103	05/08→08/15	←	+PR 1LK	2	11.8116-0410.2	390589	ATE
2.0 TSI	155	11/09→08/15						
3.2 V6	184	06/06→05/09						
3.6 V6	191	05/09→11/10						
2.0 FSI	110	03/06→05/08	←	05/06→; +PR 1LJ,1ZA,1ZD	2	11.8116-0351.1	390538	ATE
2.0 TFSI	147	03/06→08/15	←	05/06→; +PR 1ZE	2	11.8116-0351.1	390538	ATE
			←	05/06→; +PR 1LK	2	11.8116-0410.2	390589	ATE
2.0 TDI	100	11/10→08/15	←	+PR 1ZE	2	11.8116-0351.1	390538	ATE
			←	+PR 1LJ,1ZA,1ZD	2	11.8116-0351.1	390538	ATE
			←		2	11.8116-0410.2	390589	ATE
<b>Führungshülzensatz, Bremssattel</b>								
1.4 TSI	90	11/07→08/15	←	+PR 1ZE		11.0101-5409.2	260035	ATE
1.4 TSI	118	05/08→08/15						
1.6 FSI	85	06/06→05/08	←	+PR 1LK		11.0101-5409.2	260035	ATE
2.0 TDI	103	06/06→05/08	←	+PR 1LJ,1ZA,1ZD		11.0101-5409.2	260035	ATE
2.0 TDI 16V	103	05/08→08/15						
2.0 TSI	155	11/09→08/15						
3.2 V6	184	06/06→05/09						
3.6 V6	191	05/09→11/10						
2.0 FSI	110	03/06→05/08	←	05/06→; +PR 1ZE		11.0101-5409.2	260035	ATE
2.0 TFSI	147	03/06→08/15	←	05/06→; +PR 1LK		11.0101-5409.2	260035	ATE
			←	05/06→; +PR 1LJ,1ZA,1ZD		11.0101-5409.2	260035	ATE
2.0 TDI	100	11/10→08/15	←			11.0101-5409.2	260035	ATE
			←	+PR 1ZE		11.0101-5409.2	260035	ATE
			←	+PR 1LJ,1ZA,1ZD		11.0101-5409.2	260035	ATE
<b>Führungsbolzen, Bremssattel</b>								
1.4 TSI	90	11/07→08/15		+PR 1LJ,1ZA,1ZD		11.8171-0008.1	990049	ATE
1.4 TSI	118	05/08→08/15						
1.6 FSI	85	06/06→05/08		+PR 1ZE		11.8171-0008.1	990049	ATE
2.0 TDI	103	06/06→05/08		+PR 1LK		11.8171-0008.1	990049	ATE
2.0 TDI 16V	103	05/08→08/15						
2.0 TSI	155	11/09→08/15						
3.2 V6	184	06/06→05/09						
3.6 V6	191	05/09→11/10						
↓								

	kw			 	! #		
<b>VW - EOS (1F7, 1F8) 03/06→08/15</b>							
<b>Führungsbolzen, Bremssattel</b>							
2.0 FSI	110	03/06→05/08		05/06→; +PR 1LJ,1ZA,1ZD		11.8171-0008.1 990049	ATE
2.0 TFSI	147	03/06→08/15		05/06→; +PR 1ZE		11.8171-0008.1 990049	ATE
				05/06→; +PR 1LK		11.8171-0008.1 990049	ATE
2.0 TDI	100	11/10→08/15		+PR 1LJ,1ZA,1ZD		11.8171-0008.1 990049	ATE
				+PR 1ZE		11.8171-0008.1 990049	ATE
						11.8171-0008.1 990049	ATE
<b>Zubehörsatz, Bremssattel</b>							
1.4 TSI	90	11/07→08/15		+PR 1KZ		24.0101-3803.2 260101	TRW
1.4 TSI	118	05/08→08/15					
1.6 FSI	85	06/06→05/08					
2.0 TDI	100	11/10→08/15					
2.0 TDI	103	06/06→05/08					
2.0 TDI 16V	103	05/08→08/15					
2.0 TSI	155	11/09→08/15					
3.2 V6	184	06/06→05/09					
3.6 V6	191	05/09→11/10					
2.0 FSI	110	03/06→05/08		05/06→; +PR 1KZ		24.0101-3803.2 260101	TRW
2.0 TFSI	147	03/06→08/15					
<b>Bremsschlauch</b>							
1.4 TSI	90	11/07→08/15	←	+PR 1LJ;1ZD;1ZE	2	24.5143-0564.3 331433	L= 564
1.6 FSI	85	06/06→05/08	←	+PR 1LK	2	83.7849-0502.3 331125	L= 504
2.0 TDI	103	06/06→05/08	→	☐; +PR 1KS		83.7847-0254.3 331233	L= 255
3.2 V6	184	06/06→05/09	→	☐; +PR 1KS		83.7847-0257.3 331234	L= 255
			→	+PR 1KD,1KJ,1KZ,2EA	2	83.7849-0243.3 331099	L= 243
1.4 TSI	118	05/08→08/15	←	+PR 1LJ,1ZD,1ZE	2	24.5143-0564.3 331433	L= 564
2.0 TDI	100	11/10→08/15	←	+PR 1LK	2	83.7849-0502.3 331125	L= 504
2.0 TDI 16V	103	05/08→08/15	→	☐; +PR 1KS		83.7847-0254.3 331233	L= 255
2.0 TSI	155	11/09→08/15	→	☐; +PR 1KS		83.7847-0257.3 331234	L= 255
3.6 V6	191	05/09→11/10	→	+PR 1KD,1KJ,1KZ,2EA	2	83.7849-0243.3 331099	L= 243
2.0 FSI	110	03/06→05/08	←	05/06→; +PR 1LJ;1ZD;1ZE	2	24.5143-0564.3 331433	L= 564
2.0 TFSI	147	03/06→08/15	←	05/06→; +PR 1LK	2	83.7849-0502.3 331125	L= 504
			→	☐; 05/06→; +PR 1KS		83.7847-0254.3 331233	L= 255
			→	☐; 05/06→; +PR 1KS		83.7847-0257.3 331234	L= 255
			→	05/06→; +PR 1KD,1KJ,1KZ,2EA	2	83.7849-0243.3 331099	L= 243
<b>VW - FOX (5Z1, 5Z3) 10/03→</b>							
<b>Bremssattel</b>							
1.2	40	04/05→	←	☐; → 08/11; +PR 1ZF		11.9541-9549.2 220575	ATE Ø 54 - Halter
1.2	44	09/10→	←	☐; → 08/11; +PR 1ZF		11.9541-9550.2 220576	ATE Ø 54 - Halter
1.4	55	04/05→	←	☐; → 08/11; +PR 1ZN		24.3481-1735.5 240283	ATE Ø 48 - Halter
1.4 TDI	51	04/05→	←	☐; → 08/11; +PR 1ZN		24.3481-1736.5 240284	ATE Ø 48 - Halter
1.6	74	10/03→	←	☐; → 08/11; +PR 1ZN			
1.6 Total Flex	74	10/03→	←	☐; → 08/11; +PR 1ZN			
<b>Führungshülzensatz, Bremssattel</b>							
1.2	40	04/05→	←	→ 08/11; +PR 1ZF		11.0101-5409.2 260035	ATE
1.2	44	09/10→					
1.4	55	04/05→					
1.4 TDI	51	04/05→					
1.6	74	10/03→					
1.6 Total Flex	74	10/03→					
<b>Führungsbolzen, Bremssattel</b>							
1.2	40	04/05→		→ 08/11; +PR 1ZF		11.8171-0069.1 250152	ATE
1.2	44	09/10→					
1.4	55	04/05→					
1.4 TDI	51	04/05→					
1.6	74	10/03→					
1.6 Total Flex	74	10/03→					
<b>Bremsschlauch</b>							
1.2	40	04/05→	←	→ 08/11	2	83.6247-0522.3 330595	L= 522
1.2	44	09/10→	→	→ 08/11	2	83.7858-0140.3 330837	L= 140
1.4	55	04/05→					
1.4 TDI	51	04/05→					
1.6	74	10/03→					
1.6 Total Flex	74	10/03→					















	kw			 	! #		
<b>VW - GOLF III (1H1) 08/91→07/98</b>							
<b> Bremssattel</b>							
1.4	40	11/91→08/97	←	☐; 05/96→09/96; + ABS; nicht für Bremssattelfarbe: rot	24.3541-1609.5	240039	TRW Ø 54 - Halter
1.4	44	10/91→08/97					
1.6	55	09/92→08/97	←	☐; 05/96→09/96; + ABS; nicht für Bremssattelfarbe: rot	24.3541-1610.5	240040	TRW Ø 54 - Halter
1.9 SDI	47	07/95→08/97					
1.9 TD,GTD	55	11/91→08/97					
1.6	74	07/95→08/97	←	☐; nicht für Bremssattelfarbe: rot	24.3541-1609.5	240039	TRW Ø 54 - Halter
			←	☐; nicht für Bremssattelfarbe: rot	24.3541-1610.5	240040	TRW Ø 54 - Halter
			←	☐; - ABS	24.3541-1739.5	240223	TRW Ø 54 - Halter
			←	☐; - ABS	24.3541-1740.5	240224	TRW Ø 54 - Halter
			→	☐; nicht für Bremssattelfarbe: rot	24.3384-1707.5	240171	TRW Ø 38 - Halter
			→	☐	24.3384-1708.5	240172	TRW Ø 38 - Halter
1.8	55	11/91→08/97	←	☐; nicht für Bremssattelfarbe: rot	24.3541-1609.5	240039	TRW Ø 54 - Halter
1.8	66	11/91→08/97	←	☐; 05/96→; + ABS; nicht für Bremssattelfarbe: rot	24.3541-1609.5	240039	TRW Ø 54 - Halter
			←	☐; 05/96→; + ABS; nicht für Bremssattelfarbe: rot	24.3541-1610.5	240040	TRW Ø 54 - Halter
			←	☐; nicht für Bremssattelfarbe: rot	24.3541-1610.5	240040	TRW Ø 54 - Halter
			←	☐; 1H-S-246941→; Vollautomatik; - ABS	24.3541-1739.5	240223	TRW Ø 54 - Halter
			←	☐; 1H-S-246941→; Vollautomatik; - ABS	24.3541-1740.5	240224	TRW Ø 54 - Halter
			→	☐; → 1H-P-240000	24.3384-1603.5	240015	TRW Ø 38 - Halter
			→	☐; → 1H-P-240000	24.3384-1604.5	240016	TRW Ø 38 - Halter
			→	☐; 1H-P-240001→; → 06/95	24.3384-1707.5	240171	TRW Ø 38 - Halter
			→	☐; 07/95→; nicht für Bremssattelfarbe: rot	24.3384-1707.5	240171	TRW Ø 38 - Halter
			→	☐; 07/95→	24.3384-1708.5	240172	TRW Ø 38 - Halter
			→	☐; 1H-P-240001→; → 06/95	24.3384-1708.5	240172	TRW Ø 38 - Halter
1.8 Syncro (1HX1)	66	01/93→08/97	←	☐; 1H-S-089451→	24.3541-1739.5	240223	TRW Ø 54 - Halter
			←	☐; 1H-S-089451→	24.3541-1740.5	240224	TRW Ø 54 - Halter
1.9 D	47	11/91→08/97	←	☐; 1H-S-246941→; → 07/95; nicht für Bremssattelfarbe: rot	24.3541-1609.5	240039	TRW Ø 54 - Halter
			←	☐; 05/96→09/96; + ABS; nicht für Bremssattelfarbe: rot	24.3541-1609.5	240039	TRW Ø 54 - Halter
			←	☐; 05/96→09/96; + ABS; nicht für Bremssattelfarbe: rot	24.3541-1610.5	240040	TRW Ø 54 - Halter
			←	☐; 1H-S-246941→; → 07/95; nicht für Bremssattelfarbe: rot	24.3541-1610.5	240040	TRW Ø 54 - Halter
1.9 TDI	66	09/93→08/97	←	☐; 05/96→; nicht für Bremssattelfarbe: rot	24.3541-1609.5	240039	TRW Ø 54 - Halter
			←	☐; 05/96→; nicht für Bremssattelfarbe: rot	24.3541-1610.5	240040	TRW Ø 54 - Halter
			←	☐; 10/93→04/96	24.3541-1739.5	240223	TRW Ø 54 - Halter
			←	☐; 10/93→04/96	24.3541-1740.5	240224	TRW Ø 54 - Halter
1.9 TDI	81	04/96→08/97	←	☐; nicht für Bremssattelfarbe: rot	24.3541-1609.5	240039	TRW Ø 54 - Halter
			←	☐; nicht für Bremssattelfarbe: rot	24.3541-1610.5	240040	TRW Ø 54 - Halter
			→	☐; nicht für Bremssattelfarbe: rot	24.3384-1707.5	240171	TRW Ø 38 - Halter
			→	☐	24.3384-1708.5	240172	TRW Ø 38 - Halter
1.9 TDI Syncro (1HX1)	66	08/95→08/97	←	☐; 05/96→; nicht für Bremssattelfarbe: rot	24.3541-1609.5	240039	TRW Ø 54 - Halter
			←	☐; 05/96→; nicht für Bremssattelfarbe: rot	24.3541-1610.5	240040	TRW Ø 54 - Halter
			←	☐; → 04/96	24.3541-1739.5	240223	TRW Ø 54 - Halter
			←	☐; → 04/96	24.3541-1740.5	240224	TRW Ø 54 - Halter
2.0	85	11/91→08/97	←	☐; → 04/96; nicht für Bremssattelfarbe: rot	24.3541-1731.5	240061	TRW Ø 54 - Halter
			←	☐; → 04/96; nicht für Bremssattelfarbe: rot	24.3541-1732.5	240062	TRW Ø 54 - Halter
			←	☐; 05/96→; nicht für Bremssattelfarbe: rot	24.3541-8523.5	240551	ATE Ø 54 - Halter
			←	☐; 05/96→; nicht für Bremssattelfarbe: rot	24.3541-8524.5	240552	ATE Ø 54 - Halter
			→	☐; → 1H-P-240000	24.3384-1603.5	240015	TRW Ø 38 - Halter
			→	☐; → 1H-P-240000	24.3384-1604.5	240016	TRW Ø 38 - Halter
↓							

	kw			 	! #		
<b>VW - GOLF III (1H1) 08/91→07/98</b>							
<b> Bremssattel</b>							
2.0	85	11/91→08/97	➔	☐; 1H-P-240001→; → 06/95		24.3384-1707.5 240171	TRW Ø 38 - Halter
			➔	☐; 07/95→; nicht für Bremssattelfarbe: rot		24.3384-1707.5 240171	TRW Ø 38 - Halter
			➔	☐; 07/95→		24.3384-1708.5 240172	TRW Ø 38 - Halter
			➔	☐; 1H-P-240001→; → 06/95		24.3384-1708.5 240172	TRW Ø 38 - Halter
2.0 GL	79	08/95→09/97	➔	☐; → 08/97; nicht für Bremssattelfarbe: rot		24.3541-1609.5 240039	TRW Ø 54 - Halter
			➔	☐; → 08/97; nicht für Bremssattelfarbe: rot		24.3541-1610.5 240040	TRW Ø 54 - Halter
2.0 GTI 16V	110	08/92→08/97	➔	☐; → 04/96; nicht für Bremssattelfarbe: rot		24.3541-1731.5 240061	TRW Ø 54 - Halter
			➔	☐; → 04/96; nicht für Bremssattelfarbe: rot		24.3541-1732.5 240062	TRW Ø 54 - Halter
			➔	☐; 05/96→; nicht für Bremssattelfarbe: rot		24.3541-8523.5 240551	ATE Ø 54 - Halter
			➔	☐; 05/96→; nicht für Bremssattelfarbe: rot		24.3541-8524.5 240552	ATE Ø 54 - Halter
			➔	☐		24.3384-1707.5 240171	TRW Ø 38 - Halter
			➔	☐		24.3384-1708.5 240172	TRW Ø 38 - Halter
2.0 Syncro (1HX1)	85	08/95→08/97	➔	☐; nicht für Bremssattelfarbe: rot		24.3541-1609.5 240039	TRW Ø 54 - Halter
			➔	☐; nicht für Bremssattelfarbe: rot		24.3541-1610.5 240040	TRW Ø 54 - Halter
2.8 VR6	120	08/95→09/97	➔	☐; → 1H-S-399999; nicht für Bremssattelfarbe: rot		24.3541-1731.5 240061	TRW Ø 54 - Halter
			➔	☐; → 1H-S-399999; nicht für Bremssattelfarbe: rot		24.3541-1732.5 240062	TRW Ø 54 - Halter
			➔	☐; 1H-S-400001→; → 08/97; nicht für Bremssattelfarbe: rot		24.3541-8523.5 240551	ATE Ø 54 - Halter
			➔	☐; 1H-S-400001→; → 08/97; nicht für Bremssattelfarbe: rot		24.3541-8524.5 240552	ATE Ø 54 - Halter
			➔	☐; → 1H-P-240000		24.3384-1603.5 240015	TRW Ø 38 - Halter
			➔	☐; → 1H-P-240000		24.3384-1604.5 240016	TRW Ø 38 - Halter
			➔	☐; 1H-P-240001→; → 08/97		24.3384-1707.5 240171	TRW Ø 38 - Halter
			➔	☐; 1H-P-240001→; → 08/97		24.3384-1708.5 240172	TRW Ø 38 - Halter
2.8 VR6	128	01/92→08/97	➔	☐; → 1H-S-399999; nicht für Bremssattelfarbe: rot		24.3541-1731.5 240061	TRW Ø 54 - Halter
			➔	☐; → 1H-S-399999; nicht für Bremssattelfarbe: rot		24.3541-1732.5 240062	TRW Ø 54 - Halter
			➔	☐; 1H-S-400001→; nicht für Bremssattelfarbe: rot		24.3541-8523.5 240551	ATE Ø 54 - Halter
			➔	☐; 1H-S-400001→; nicht für Bremssattelfarbe: rot		24.3541-8524.5 240552	ATE Ø 54 - Halter
			➔	☐; → 1H-P-240000		24.3384-1603.5 240015	TRW Ø 38 - Halter
			➔	☐; → 1H-P-240000		24.3384-1604.5 240016	TRW Ø 38 - Halter
			➔	☐; 1H-P-240001→		24.3384-1707.5 240171	TRW Ø 38 - Halter
			➔	☐; 1H-P-240001→		24.3384-1708.5 240172	TRW Ø 38 - Halter
2.9 VR6 Syncro (1HX1)	140	10/94→08/97	➔	☐; nicht für Bremssattelfarbe: rot		24.3541-8523.5 240551	ATE Ø 54 - Halter
			➔	☐; nicht für Bremssattelfarbe: rot		24.3541-8524.5 240552	ATE Ø 54 - Halter
			➔	☐		24.3384-1707.5 240171	TRW Ø 38 - Halter
			➔	☐		24.3384-1708.5 240172	TRW Ø 38 - Halter
<b>Halter, Bremssattel</b>							
2.0	85	11/91→08/97	➔	05/96→	2	11.8170-0306.1 260102	ATE
2.0 GTI 16V	110	08/92→08/97	➔				
2.8 VR6	120	08/95→09/97	➔	1H-S-400001→; → 08/97	2	11.8170-0306.1 260102	ATE
2.8 VR6	128	01/92→08/97	➔	1H-S-400001→	2	11.8170-0306.1 260102	ATE
2.9 VR6 Syncro (1HX1)	140	10/94→08/97	➔		2	11.8170-0306.1 260102	ATE
<b>Feder, Bremssattel</b>							
2.0	85	11/91→08/97	➔	05/96→	2	11.8116-0143.1 390513	ATE
2.0 GTI 16V	110	08/92→08/97	➔				
2.8 VR6	120	08/95→09/97	➔	1H-S-400001→; → 08/97	2	11.8116-0143.1 390513	ATE
2.8 VR6	128	01/92→08/97	➔	1H-S-400001→	2	11.8116-0143.1 390513	ATE
2.9 VR6 Syncro (1HX1)	140	10/94→08/97	➔		2	11.8116-0143.1 390513	ATE
↓							



	kw			 	! #		
<b>VW - GOLF III (1H1) 08/91→07/98</b>							
<b>Führungshülzensatz, Bremsattel</b>							
1.4	40	11/91→08/97	←	1H-T-028355→; - ABS		11.0101-4801.2 260006	ATE
1.6	55	09/92→08/97				24.0102-4801.2 260085	ATE
1.9 SDI	47	07/95→08/97					
1.9 TD,GTD	55	11/91→08/97	←	→ 1H-T-028354		11.0101-4801.2 260006	ATE
						24.0102-4801.2 260085	ATE
			←	10/96→; + ABS		11.0101-4801.2 260006	ATE
						24.0102-4801.2 260085	ATE
			←	05/96→ 09/96; + ABS		11.0101-5403.2 260010	TRW
1.4	44	10/91→08/97	←	11/91→; → 1H-T-028354		11.0101-4801.2 260006	ATE
						24.0102-4801.2 260085	ATE
			←	1H-T-028355→; - ABS		11.0101-4801.2 260006	ATE
						24.0102-4801.2 260085	ATE
			←	10/96→; + ABS		11.0101-4801.2 260006	ATE
						24.0102-4801.2 260085	ATE
			←	05/96→ 09/96; + ABS		11.0101-5403.2 260010	TRW
1.6	74	07/95→08/97	←			11.0101-5403.2 260010	TRW
			←	- ABS		11.0101-5403.2 260010	TRW
			→			11.0101-5403.2 260010	TRW
1.8	55	11/91→08/97	←	→ 1H-T-028354; Schaltgetriebe		11.0101-4801.2 260006	ATE
1.8	66	11/91→08/97				24.0102-4801.2 260085	ATE
			←	→ 1H-S-246940; Vollautomatik		11.0101-4801.2 260006	ATE
						24.0102-4801.2 260085	ATE
			←	1H-T-028355→; Schaltgetriebe; - ABS		11.0101-4801.2 260006	ATE
						24.0102-4801.2 260085	ATE
			←			11.0101-5403.2 260010	TRW
			←	1H-S-246941→; Vollautomatik; - ABS		11.0101-5403.2 260010	TRW
			←	05/96→; + ABS		11.0101-5403.2 260010	TRW
			→	07/95→		11.0101-5403.2 260010	TRW
			→	1H-P-240001→; → 06/95		11.0101-5403.2 260010	TRW
1.8 Syncro (1HX1)	66	01/93→08/97	←	→ 1H-S-089450		11.0101-4801.2 260006	ATE
						24.0102-4801.2 260085	ATE
			←	1H-S-089451→		11.0101-5403.2 260010	TRW
1.9 D	47	11/91→08/97	←	08/93→; → 1H-S-246940		11.0101-4801.2 260006	ATE
						24.0102-4801.2 260085	ATE
			←	1H-T-028355→; - ABS		11.0101-4801.2 260006	ATE
						24.0102-4801.2 260085	ATE
			←	10/96→; + ABS		11.0101-4801.2 260006	ATE
						24.0102-4801.2 260085	ATE
			←	→ 1H-T-028354		11.0101-4801.2 260006	ATE
						24.0102-4801.2 260085	ATE
			←	05/96→ 09/96; + ABS		11.0101-5403.2 260010	TRW
			←	1H-S-246941→; → 07/95		11.0101-5403.2 260010	TRW
1.9 TDI	66	09/93→08/97	←	10/93→ 04/96		11.0101-5403.2 260010	TRW
			←	05/96→		11.0101-5403.2 260010	TRW
1.9 TDI	81	04/96→08/97	←			11.0101-5403.2 260010	TRW
			→			11.0101-5403.2 260010	TRW
1.9 TDI Syncro (1HX1)	66	08/95→08/97	←	05/96→		11.0101-5403.2 260010	TRW
			←	→ 04/96		11.0101-5403.2 260010	TRW
2.0	85	11/91→08/97	←	05/96→		11.0101-5409.2 260035	ATE
			→	07/95→		11.0101-5403.2 260010	TRW
			→	1H-P-240001→; → 06/95		11.0101-5403.2 260010	TRW
2.0 GL	79	08/95→09/97	←	→ 08/97		11.0101-5403.2 260010	TRW
2.0 GTI 16V	110	08/92→08/97	←	05/96→		11.0101-5409.2 260035	ATE
			→			11.0101-5403.2 260010	TRW
2.0 Syncro (1HX1)	85	08/95→08/97	←			11.0101-5403.2 260010	TRW
2.8 VR6	120	08/95→09/97	←	1H-S-400001→; → 08/97		11.0101-5409.2 260035	ATE
			→	1H-P-240001→; → 08/97		11.0101-5403.2 260010	TRW
2.8 VR6	128	01/92→08/97	←	1H-S-400001→		11.0101-5409.2 260035	ATE
↓							

	kw			 	! #		
<b>VW - GOLF III (1H1) 08/91→07/98</b>							
<b>Führungshülzensatz, Bremssattel</b>							
2.8 VR6	128	01/92→08/97	➡	1H-P-240001→		11.0101-5403.2 260010	TRW
2.9 VR6 Syncro (1HX1)	140	10/94→08/97	←			11.0101-5409.2 260035	ATE
			➡			11.0101-5403.2 260010	TRW
<b>Führungsbolzen, Bremssattel</b>							
2.0	85	11/91→08/97	←	05/96→		11.8171-0008.1 990049	ATE
2.0 GTI 16V	110	08/92→08/97					
2.8 VR6	120	08/95→09/97	←	1H-S-400001→; → 08/97		11.8171-0008.1 990049	ATE
2.8 VR6	128	01/92→08/97	←	1H-S-400001→		11.8171-0008.1 990049	ATE
2.9 VR6 Syncro (1HX1)	140	10/94→08/97	←			11.8171-0008.1 990049	ATE
<b>Dichtungssatz, Bremssattel</b>							
1.4	40	11/91→08/97	←	1H-T-028355→; - ABS		11.0441-4808.2 250022	ATE
1.6	55	09/92→08/97	←	→ 1H-T-028354		11.0441-4808.2 250022	ATE
1.9 SDI	47	07/95→08/97	←				
1.9 TD,GTD	55	11/91→08/97	←	10/96→; + ABS		11.0441-4808.2 250022	ATE
1.4	44	10/91→08/97	←	11/91→; → 1H-T-028354		11.0441-4808.2 250022	ATE
			←	1H-T-028355→; - ABS		11.0441-4808.2 250022	ATE
			←	10/96→; + ABS		11.0441-4808.2 250022	ATE
1.8	55	11/91→08/97	←	→ 1H-T-028354; Schaltgetriebe		11.0441-4808.2 250022	ATE
1.8	66	11/91→08/97	←	→ 1H-S-246940; Vollautomatik		11.0441-4808.2 250022	ATE
			←	1H-T-028355→; Schaltgetriebe; - ABS		11.0441-4808.2 250022	ATE
1.8 Syncro (1HX1)	66	01/93→08/97	←	→ 1H-S-089450		11.0441-4808.2 250022	ATE
1.9 D	47	11/91→08/97	←	1H-T-028355→; - ABS		11.0441-4808.2 250022	ATE
			←	08/93→; → 1H-S-246940		11.0441-4808.2 250022	ATE
			←	10/96→; + ABS		11.0441-4808.2 250022	ATE
			←	→ 1H-T-028354		11.0441-4808.2 250022	ATE
2.0	85	11/91→08/97	←	05/96→		11.0441-5409.2 250031	ATE
2.0 GTI 16V	110	08/92→08/97					
2.8 VR6	120	08/95→09/97	←	1H-S-400001→; → 08/97		11.0441-5409.2 250031	ATE
2.8 VR6	128	01/92→08/97	←	1H-S-400001→		11.0441-5409.2 250031	ATE
2.9 VR6 Syncro (1HX1)	140	10/94→08/97	←			11.0441-5409.2 250031	ATE
<b>Zubehörsatz, Bremssattel</b>							
1.4	40	11/91→08/97	←	05/96→ 09/96; + ABS		24.0101-4301.2 260047	TRW
1.4	44	10/91→08/97					
1.6	55	09/92→08/97					
1.9 SDI	47	07/95→08/97					
1.9 TD,GTD	55	11/91→08/97					
1.6	74	07/95→08/97	←			24.0101-4301.2 260047	TRW
1.9 TDI	81	04/96→08/97					
2.0 Syncro (1HX1)	85	08/95→08/97					
1.8	55	11/91→08/97	←			24.0101-4301.2 260047	TRW
1.8	66	11/91→08/97	←	05/96→; + ABS		24.0101-4301.2 260047	TRW
			➡	→ 1H-P-240000		24.0101-3601.2 260044	TRW
			➡	1H-P-240001→; → 06/95		24.0101-3601.2 260044	TRW
1.9 D	47	11/91→08/97	←	05/96→ 09/96; + ABS		24.0101-4301.2 260047	TRW
			←	1H-S-246941→; → 07/95		24.0101-4301.2 260047	TRW
1.9 TDI	66	09/93→08/97	←	05/96→		24.0101-4301.2 260047	TRW
1.9 TDI Syncro (1HX1)	66	08/95→08/97					
2.0	85	11/91→08/97	←	→ 04/96		24.0101-4301.2 260047	TRW
			➡	→ 1H-P-240000		24.0101-3601.2 260044	TRW
			➡	1H-P-240001→; → 06/95		24.0101-3601.2 260044	TRW
2.0 GL	79	08/95→09/97	←	→ 08/97		24.0101-4301.2 260047	TRW
2.0 GTI 16V	110	08/92→08/97	←	→ 04/96		24.0101-4301.2 260047	TRW
			➡			24.0101-3601.2 260044	TRW
2.8 VR6	120	08/95→09/97	←	→ 1H-S-399999		24.0101-4301.2 260047	TRW
			➡	→ 1H-P-240000		24.0101-3601.2 260044	TRW
			➡	1H-P-240001→; → 08/97		24.0101-3601.2 260044	TRW
2.8 VR6	128	01/92→08/97	←	→ 1H-S-399999		24.0101-4301.2 260047	TRW
↓							

**VW - GOLF III (1H1) 08/91→07/98**

**Zubehörsatz, Bremssattel**

2.8 VR6	128	01/92→08/97	➡	→ 1H-P-240000	24.0101-3601.2	260044	TRW
			➡	1H-P-240001→	24.0101-3601.2	260044	TRW
2.9 VR6 Syncro (1HX1)	140	10/94→08/97	➡		24.0101-3601.2	260044	TRW

**Bremsschlauch**

1.4	40	11/91→08/97	←		2	24.5105-0442.3	331432	L= 442
1.6	55	09/92→08/97	←					
1.8 Syncro (1HX1)	66	01/93→08/97	➡		2	83.7836-0135.3	330816	L= 135
1.9 SDI	47	07/95→08/97	←					
1.9 TD,GTD	55	11/91→08/97	←					
1.9 TDI Syncro (1HX1)	66	08/95→08/97	←					
2.0 Syncro (1HX1)	85	08/95→08/97	←					
Citystromer	20	11/94→08/97	←					
1.4	44	10/91→08/97	←	11/91→	2	24.5105-0442.3	331432	L= 442
			➡	11/91→	2	83.7836-0135.3	330816	L= 135
1.6	74	07/95→08/97	←		2	24.5105-0442.3	331432	L= 442
1.8	55	11/91→08/97	←					
1.8	66	11/91→08/97	➡	am Bremssattel	2	24.5170-0161.3	331308	L= 161
1.9 TDI	81	04/96→08/97	➡		2	83.7836-0135.3	330816	L= 135
1.9 D	47	11/91→08/97	←	08/93→ 07/95	2	24.5105-0442.3	331432	L= 442
			←		2	24.5105-0442.3	331432	L= 442
			➡	08/93→ 07/95	2	83.7836-0135.3	330816	L= 135
			➡		2	83.7836-0135.3	330816	L= 135
1.9 TDI	66	09/93→08/97	←	10/93→	2	24.5105-0442.3	331432	L= 442
			➡	10/93→	2	83.7836-0135.3	330816	L= 135
2.0	85	11/91→08/97	➡	am Bremssattel	2	24.5170-0161.3	331308	L= 161
2.0 GTI 16V	110	08/92→08/97	➡		2	83.7836-0135.3	330816	L= 135
2.0 GL	79	08/95→09/97	←	→ 08/97	2	24.5105-0442.3	331432	L= 442
			➡	am Bremssattel; → 08/97	2	24.5170-0161.3	331308	L= 161
			➡	→ 08/97	2	83.7836-0135.3	330816	L= 135
2.8 VR6	120	08/95→09/97	←	→ 08/97	2	83.6232-0465.3	330736	L= 465
			➡	am Bremssattel; → 08/97	2	24.5170-0161.3	331308	L= 161
			➡	→ 08/97	2	83.7836-0135.3	330816	L= 135
2.8 VR6	128	01/92→08/97	←	→ 02/95	2	24.5105-0442.3	331432	L= 442
2.9 VR6 Syncro (1HX1)	140	10/94→08/97	←	03/95→	2	83.6232-0465.3	330736	L= 465
			➡	am Bremssattel	2	24.5170-0161.3	331308	L= 161
			➡		2	83.7836-0135.3	330816	L= 135











**VW - GOLF III Cabriolet (1E7) 07/93→05/98**

**Bremssattel**








1.6 1.9 TDI	74 66	10/94→05/98 08/95→05/98	←	☐; 1E-V-000001→	24.3541-1609.5	240039	TRW Ø 54 - Halter
			←	☐; 1E-V-000001→	24.3541-1610.5	240040	TRW Ø 54 - Halter
			←	☐; → 1E-T-030000	24.3541-1739.5	240223	TRW Ø 54 - Halter
			←	☐; → 1E-T-030000	24.3541-1740.5	240224	TRW Ø 54 - Halter
			➡	☐; 04/98→; → 1E-X-014000	24.3384-1707.5	240171	TRW Ø 38 - Halter
			➡	☐; 04/98→; → 1E-X-014000	24.3384-1708.5	240172	TRW Ø 38 - Halter
			➡	☐; 1E-X-014001→	24.3384-1723.5	240842	TRW Ø 38 - Halter
			➡	☐; 1E-X-014001→	24.3384-1724.5	240843	TRW Ø 38 - Halter
1.8	55	07/93→05/98	←	☐; 09/93→	24.3541-1739.5	240223	TRW Ø 54 - Halter
			←	☐; 09/93→	24.3541-1740.5	240224	TRW Ø 54 - Halter
			➡	☐; 04/98→; → 1E-X-014000	24.3384-1707.5	240171	TRW Ø 38 - Halter
			➡	☐; 04/98→; → 1E-X-014000	24.3384-1708.5	240172	TRW Ø 38 - Halter
			➡	☐; 1E-X-014001→	24.3384-1723.5	240842	TRW Ø 38 - Halter
			➡	☐; 1E-X-014001→	24.3384-1724.5	240843	TRW Ø 38 - Halter
1.8 2.0	66 85	07/93→05/98 07/93→05/98	←	☐; 1E-V-000001→	24.3541-1609.5	240039	TRW Ø 54 - Halter
			←	☐; 1E-V-000001→	24.3541-1610.5	240040	TRW Ø 54 - Halter
			←	☐; 09/93→; → 1E-T-030000	24.3541-1739.5	240223	TRW Ø 54 - Halter








↓

















































	kw					! #		
<b>VW - GOLF III Cabriolet (1E7) 07/93→05/98</b>								
 <b>Bremssattel</b>								
1.8 2.0	66 85	07/93→05/98 07/93→05/98	←	☐; 09/93→; → 1E-T-030000		24.3541-1740.5	240224	TRW Ø 54 - Halter
			→	☐; 04/98→; → 1E-X-014000		24.3384-1707.5	240171	TRW Ø 38 - Halter
			→	☐; 04/98→; → 1E-X-014000		24.3384-1708.5	240172	TRW Ø 38 - Halter
			→	☐; 1E-X-014001→		24.3384-1723.5	240842	TRW Ø 38 - Halter
			→	☐; 1E-X-014001→		24.3384-1724.5	240843	TRW Ø 38 - Halter
1.9 TDI	81	07/96→05/98	←	☐; 09/96→		24.3541-1609.5	240039	TRW Ø 54 - Halter
			←	☐; 09/96→		24.3541-1610.5	240040	TRW Ø 54 - Halter
			→	☐; 09/96→; → 1E-X-014000		24.3384-1707.5	240171	TRW Ø 38 - Halter
			→	☐; 09/96→; → 1E-X-014000		24.3384-1708.5	240172	TRW Ø 38 - Halter
			→	☐; 1E-X-014001→		24.3384-1723.5	240842	TRW Ø 38 - Halter
			→	☐; 1E-X-014001→		24.3384-1724.5	240843	TRW Ø 38 - Halter
<b>Führungshülzensatz, Bremssattel</b>								
1.6 1.9 TDI	74 66	10/94→05/98 08/95→05/98	←	→ 1E-T-030000		11.0101-5403.2	260010	TRW
			←	1E-V-000001→		11.0101-5403.2	260010	TRW
			→	04/98→; → 1E-X-014000		11.0101-5403.2	260010	TRW
1.8	55	07/93→05/98	←	09/93→		11.0101-5403.2	260010	TRW
			→	04/98→; → 1E-X-014000		11.0101-5403.2	260010	TRW
1.8 2.0	66 85	07/93→05/98 07/93→05/98	←	1E-V-000001→		11.0101-5403.2	260010	TRW
			←	09/93→; → 1E-T-030000		11.0101-5403.2	260010	TRW
			→	04/98→; → 1E-X-014000		11.0101-5403.2	260010	TRW
1.9 TDI	81	07/96→05/98	←	09/96→		11.0101-5403.2	260010	TRW
			→	09/96→; → 1E-X-014000		11.0101-5403.2	260010	TRW
<b>Zubehörsatz, Bremssattel</b>								
1.6 1.8 1.9 TDI 2.0	74 66 66 85	10/94→05/98 07/93→05/98 08/95→05/98 07/93→05/98	←	1E-V-000001→		24.0101-4301.2	260047	TRW
1.9 TDI	81	07/96→05/98	←	09/96→		24.0101-4301.2	260047	TRW
 <b>Bremsschlauch</b>								
1.6 1.9 TDI	74 66	10/94→05/98 08/95→05/98	←		2	24.5105-0442.3	331432	L= 442
			→		2	83.7836-0135.3	330816	L= 135
1.8 1.8	55 66	07/93→05/98 07/93→05/98	←	09/93→	2	24.5105-0442.3	331432	L= 442
			→	09/93→	2	83.7836-0135.3	330816	L= 135
1.9 TDI	81	07/96→05/98	←	09/96→	2	24.5105-0442.3	331432	L= 442
			→	am Bremssattel; 09/96→; → 1E-X-016000	2	24.5170-0161.3	331308	L= 161
			→	09/96→; → 1E-X-016000	2	83.7836-0135.3	330816	L= 135
			→	1E-X-016001→	2	83.7836-0135.3	330816	L= 135
2.0	85	07/93→05/98	←	09/93→	2	24.5105-0442.3	331432	L= 442
			→	am Bremssattel; 09/93→; → 1E-X-016000	2	24.5170-0161.3	331308	L= 161
			→	09/93→; → 1E-X-016000	2	83.7836-0135.3	330816	L= 135
			→	1E-X-016001→	2	83.7836-0135.3	330816	L= 135
<b>VW - GOLF III Van (1H1) 08/91→12/97</b>								
 <b>Bremssattel</b>								
1.8	66	08/91→12/97	←	☐; 05/96→ 08/97; + ABS; nicht für Bremssattelfarbe: rot		24.3541-1609.5	240039	TRW Ø 54 - Halter
			←	☐; 05/96→ 08/97; + ABS; nicht für Bremssattelfarbe: rot		24.3541-1610.5	240040	TRW Ø 54 - Halter
			←	☐; 1H-S-246941→; → 08/97; Vollautomatik; - ABS		24.3541-1739.5	240223	TRW Ø 54 - Halter
			←	☐; 1H-S-246941→; → 08/97; Vollautomatik; - ABS		24.3541-1740.5	240224	TRW Ø 54 - Halter
<b>Führungshülzensatz, Bremssattel</b>								
1.8 ↓	66	08/91→12/97	←	11/91→; → 1H-T-028354; Schaltgetriebe		11.0101-4801.2	260006	ATE











	kw			 	! #							
<b>VW - GOLF III Van (1H1) 08/91→12/97</b>												
<b>Führungshülzensatz, Bremsattel</b>												
1.8	66	08/91→12/97	←	11/91→; → 1H-T-028354; Schaltgetriebe	24.0102-4801.2	260085	ATE					
			←	11/91→; → 1H-S-246940; Vollautomatik	11.0101-4801.2	260006	ATE					
					24.0102-4801.2	260085	ATE					
			←	1H-T-028355→; → 08/97; Schaltgetriebe; - ABS	11.0101-4801.2	260006	ATE					
			←	05/96→ 08/97; + ABS	24.0102-4801.2	260085	ATE					
		←	1H-S-246941→; → 08/97; Vollautomatik; - ABS	11.0101-5403.2	260010	TRW						
		←		11.0101-5403.2	260010	TRW						
<b>Dichtungssatz, Bremsattel</b>												
1.8	66	08/91→12/97	←	11/91→; → 1H-S-246940; Vollautomatik	11.0441-4808.2	250022	ATE					
			←	11/91→; → 1H-T-028354; Schaltgetriebe	11.0441-4808.2	250022	ATE					
			←	1H-T-028355→; → 08/97; Schaltgetriebe; - ABS	11.0441-4808.2	250022	ATE					
<b>Zubehörsatz, Bremsattel</b>												
1.8	66	08/91→12/97	←	05/96→ 08/97; + ABS	24.0101-4301.2	260047	TRW					
<b>Bremsschlauch</b>												
1.8	66	08/91→12/97	←	11/91→ 08/97	2	24.5105-0442.3	331432	L= 442				
			→	11/91→ 08/97	2	83.7836-0135.3	330816	L= 135				
<b>VW - GOLF III Variant (1H5) 07/93→04/99</b>												
<b>Bremsattel</b>												
1.4	40	07/93→04/99	←	☐; 05/96→ 09/96; + ABS	24.3541-1609.5	240039	TRW Ø 54 - Halter					
			44	07/93→04/99	←	☐; 05/96→ 09/96; + ABS	24.3541-1610.5	240040	TRW Ø 54 - Halter			
1.6	74	07/94→04/99	←	☐	24.3541-1739.5	240223	TRW Ø 54 - Halter					
			←	☐	24.3541-1740.5	240224	TRW Ø 54 - Halter					
1.8	55	07/93→04/99	←	☐; 05/96→; + ABS	24.3541-1609.5	240039	TRW Ø 54 - Halter					
			66	07/93→04/99	←	☐; 05/96→; + ABS	24.3541-1610.5	240040	TRW Ø 54 - Halter			
			1.9 TDI	66	03/94→04/99	←	☐; → 04/96	24.3541-1739.5	240223	TRW Ø 54 - Halter		
						←	☐; 05/96→; - ABS	24.3541-1739.5	240223	TRW Ø 54 - Halter		
						←	☐; → 04/96	24.3541-1740.5	240224	TRW Ø 54 - Halter		
						←	☐; 05/96→; - ABS	24.3541-1740.5	240224	TRW Ø 54 - Halter		
						←	☐; 05/96→; - ABS	24.3541-1740.5	240224	TRW Ø 54 - Halter		
1.8 Syncro	66	10/94→04/99	←	☐; 1H-TD365210→	24.3541-1609.5	240039	TRW Ø 54 - Halter					
			←	☐; 1H-TD365210→	24.3541-1610.5	240040	TRW Ø 54 - Halter					
			←	☐; 1H-SW369001→ 1H-TD365209	24.3541-1739.5	240223	TRW Ø 54 - Halter					
			←	☐; 1H-SW369001→ 1H-TD365209	24.3541-1740.5	240224	TRW Ø 54 - Halter					
1.9 D	47	07/93→04/99	←	☐; 05/96→ 09/96; + ABS	24.3541-1609.5	240039	TRW Ø 54 - Halter					
			1.9 SDI	47	07/95→04/99	←	☐; 05/96→ 09/96; + ABS	24.3541-1610.5	240040	TRW Ø 54 - Halter		
						←	☐; → 04/96	24.3541-1739.5	240223	TRW Ø 54 - Halter		
						←	☐; 05/96→; - ABS	24.3541-1739.5	240223	TRW Ø 54 - Halter		
						←	☐; → 04/96	24.3541-1740.5	240224	TRW Ø 54 - Halter		
						←	☐; 05/96→; - ABS	24.3541-1740.5	240224	TRW Ø 54 - Halter		
						←	☐; 05/96→; - ABS	24.3541-1740.5	240224	TRW Ø 54 - Halter		
1.9 TD	55	07/93→04/99	←	☐; 05/96→ 09/96; + ABS	24.3541-1609.5	240039	TRW Ø 54 - Halter					
			←	☐; 05/96→ 09/96; + ABS	24.3541-1610.5	240040	TRW Ø 54 - Halter					
			←	☐; → 04/96	24.3541-1739.5	240223	TRW Ø 54 - Halter					
			←	☐; 05/96→; - ABS	24.3541-1739.5	240223	TRW Ø 54 - Halter					
1.9 TDI	81	04/96→04/99	←	☐	24.3541-1609.5	240039	TRW Ø 54 - Halter					
			1.9 TDI Syncro	66	07/95→04/99	←	☐	24.3541-1610.5	240040	TRW Ø 54 - Halter		
						2.0	79	08/95→04/96	←	☐		
									←	☐		
2.0 Syncro	85	07/93→04/99	←	☐								
			←	☐								
2.9 VR6 Syncro	140	10/94→04/99	←	☐; 07/95→	24.3541-8523.5	240551	ATE Ø 54 - Halter					
			←	☐; 07/95→	24.3541-8524.5	240552	ATE Ø 54 - Halter					
			→	☐; 07/95→	24.3384-1707.5	240171	TRW Ø 38 - Halter					
			→	☐; 07/95→	24.3384-1708.5	240172	TRW Ø 38 - Halter					
<b>Halter, Bremsattel</b>												
2.9 VR6 Syncro	140	10/94→04/99	←	07/95→	2	11.8170-0306.1	260102	ATE				
<b>Feder, Bremsattel</b>												
2.9 VR6 Syncro	140	10/94→04/99	←	07/95→	2	11.8116-0143.1	390513	ATE				
↓												

	kw			 	! #		
<b>VW - GOLF III Variant (1H5) 07/93→04/99</b>							
<b>Führungshülzensatz, Bremssattel</b>							
1.4	40	07/93→04/99	←	1H-TB015954→; → 04/96		11.0101-4801.2 260006	ATE
1.4	44	07/93→04/99	←	→ 1H-TB015953		24.0102-4801.2 260085	ATE
			←	10/96→; + ABS		11.0101-4801.2 260006	ATE
			←	05/96→; - ABS		24.0102-4801.2 260085	ATE
			←	05/96→ 09/96; + ABS		11.0101-5403.2 260010	TRW
1.6	74	07/94→04/99	←			11.0101-5403.2 260010	TRW
1.9 TDI	81	04/96→04/99					
1.9 TDI Syncro	66	07/95→04/99					
2.0	79	08/95→04/96					
2.0 Syncro	85	07/93→04/99					
	85	08/95→04/99					
1.8	55	07/93→04/99	←	→ 04/96		11.0101-5403.2 260010	TRW
1.8	66	07/93→04/99	←	05/96→		11.0101-5403.2 260010	TRW
1.9 TDI	66	03/94→04/99					
1.8 Syncro	66	10/94→04/99	←	→ 1H-SW369000		11.0101-4801.2 260006	ATE
			←	1H-SW369001→ 1H-TD365209		24.0102-4801.2 260085	ATE
			←	1H-TD365210→		11.0101-5403.2 260010	TRW
1.9 D	47	07/93→04/99	←	10/96→; + ABS		11.0101-4801.2 260006	ATE
1.9 SDI	47	07/95→04/99				24.0102-4801.2 260085	ATE
1.9 TD	55	07/93→04/99	←	05/96→ 09/96; + ABS		11.0101-5403.2 260010	TRW
			←	05/96→; - ABS		11.0101-5403.2 260010	TRW
			←	→ 04/96		11.0101-5403.2 260010	TRW
2.9 VR6 Syncro	140	10/94→04/99	←	07/95→		11.0101-5409.2 260035	ATE
			→	07/95→		11.0101-5403.2 260010	TRW
<b>Führungsbolzen, Bremssattel</b>							
2.9 VR6 Syncro	140	10/94→04/99	←	07/95→		11.8171-0008.1 990049	ATE
<b>Dichtungssatz, Bremssattel</b>							
1.4	40	07/93→04/99	←	1H-TB015954→; → 04/96		11.0441-4808.2 250022	ATE
1.4	44	07/93→04/99	←	→ 1H-TB015953		11.0441-4808.2 250022	ATE
			←	10/96→; + ABS		11.0441-4808.2 250022	ATE
			←	05/96→; - ABS		11.0441-4808.2 250022	ATE
1.8 Syncro	66	10/94→04/99	←	→ 1H-SW369000		11.0441-4808.2 250022	ATE
1.9 D	47	07/93→04/99	←	10/96→; + ABS		11.0441-4808.2 250022	ATE
1.9 SDI	47	07/95→04/99					
1.9 TD	55	07/93→04/99					
2.9 VR6 Syncro	140	10/94→04/99	←	07/95→		11.0441-5409.2 250031	ATE
<b>Zubehörsatz, Bremssattel</b>							
1.4	40	07/93→04/99	←	05/96→ 09/96; + ABS		24.0101-4301.2 260047	TRW
1.4	44	07/93→04/99					
1.9 D	47	07/93→04/99					
1.9 SDI	47	07/95→04/99					
1.9 TD	55	07/93→04/99					
1.8	55	07/93→04/99	←	05/96→; + ABS		24.0101-4301.2 260047	TRW
1.8	66	07/93→04/99					
1.9 TDI	66	03/94→04/99					
1.8 Syncro	66	10/94→04/99	←	1H-TD365210→		24.0101-4301.2 260047	TRW
1.9 TDI	81	04/96→04/99	←			24.0101-4301.2 260047	TRW
1.9 TDI Syncro	66	07/95→04/99					
2.0	79	08/95→04/96					
2.0 Syncro	85	07/93→04/99					
	85	08/95→04/99					
2.9 VR6 Syncro	140	10/94→04/99	→	07/95→		24.0101-3601.2 260044	TRW
<b>Bremsschlauch</b>							
1.4	40	07/93→04/99	←		2	24.5105-0442.3 331432	L= 442
1.4	44	07/93→04/99					
1.6	74	07/94→04/99	→		2	83.7836-0135.3 330816	L= 135
1.8	55	07/93→04/99					
1.8	66	07/93→04/99					
↓							









	kw			 	! #						
<b>VW - GOLF III Variant (1H5) 07/93→04/99</b>											
<b>Bremsschlauch</b>											
1.8 Syncro	66	10/94→04/99	←		2	24.5105-0442.3 331432	L= 442				
1.9 D	47	07/93→04/99	→		2	83.7836-0135.3 330816	L= 135				
1.9 SDI	47	07/95→04/99									
1.9 TD	55	07/93→04/99									
1.9 TDI	66	03/94→04/99									
1.9 TDI	81	04/96→04/99									
1.9 TDI Syncro	66	07/95→04/99									
2.0	79	08/95→04/96									
2.0 Syncro	85	08/95→04/99									
2.9 VR6 Syncro	140	10/94→04/99	←	07/95→	2	83.6232-0465.3 330736	L= 465				
			→	am Bremssattel; 07/95→	2	24.5170-0161.3 331308	L= 161				
			→	07/95→	2	83.7836-0135.3 330816	L= 135				
<b>VW - GOLF IV (1J1) 08/97→03/07</b>											
<b>Bremssattel</b>											
1.4 16V	55	08/97→06/05	←	 ; 10/97→ 10/03; +PR 1LR,1LS,1LQ,1ZF / 1ZM		11.9541-9549.2 220575	ATE Ø 54 - Halter				
1.6	74	08/97→05/04	←	 ; 10/97→ 10/03; +PR 1LR,1LS,1LQ,1ZF / 1ZM		11.9541-9550.2 220576	ATE Ø 54 - Halter				
1.8	92	08/97→06/05									
1.8 T	110	08/97→06/05									
1.9 SDI	50	08/97→06/05									
1.9 TDI	81	08/97→05/04									
								→	 ; 10/97→; → 1J-Y-238580; +PR 1KK,1KS,1KV / 1KQ,1KW	24.3384-1723.5 240842	TRW Ø 38 - Halter
								→	 ; 10/97→; → 1J-Y-238580; +PR 1KK,1KS,1KV / 1KQ,1KW	24.3384-1724.5 240843	TRW Ø 38 - Halter
								→	 ; 1J-Y-238581→; → 10/03; +PR 1KK,1KS,1KV / 1KQ,1KW	24.3384-1729.5 240816	TRW Ø 38 - Halter
			→	 ; 1J-Y-238581→; → 10/03; +PR 1KK,1KS,1KV / 1KQ,1KW	24.3384-1730.5 240817	TRW Ø 38 - Halter					
			→	 ; 10/97→ 10/03; +PR 1KY	24.3384-1745.5 240848	TRW Ø 38 - Halter					
			→	 ; 10/97→ 10/03; +PR 1KY	24.3384-1746.5 240849	TRW Ø 38 - Halter					
1.6	74	02/01→06/01	←	 ; +PR 1LR,1LS,1LQ,1ZF / 1ZM		11.9541-9549.2 220575	ATE Ø 54 - Halter				
			←	 ; +PR 1LR,1LS,1LQ,1ZF / 1ZM		11.9541-9550.2 220576	ATE Ø 54 - Halter				
			→	 ; → 1J-Y-238580; +PR 1KK,1KS,1KV / 1KQ,1KW	24.3384-1723.5 240842	TRW Ø 38 - Halter					
			→	 ; → 1J-Y-238580; +PR 1KK,1KS,1KV / 1KQ,1KW	24.3384-1724.5 240843	TRW Ø 38 - Halter					
			→	 ; 1J-Y-238581→; +PR 1KK,1KS,1KV / 1KQ,1KW	24.3384-1729.5 240816	TRW Ø 38 - Halter					
			→	 ; 1J-Y-238581→; +PR 1KK,1KS,1KV / 1KQ,1KW	24.3384-1730.5 240817	TRW Ø 38 - Halter					
			→	 ; +PR 1KY	24.3384-1745.5 240848	TRW Ø 38 - Halter					
			→	 ; +PR 1KY	24.3384-1746.5 240849	TRW Ø 38 - Halter					
1.6	75	08/00→06/05	←	 ; → 10/03; +PR 1LR,1LS,1LQ,1ZF / 1ZM		11.9541-9549.2 220575	ATE Ø 54 - Halter				
1.6	78	08/03→06/05	←	 ; → 10/03; +PR 1LR,1LS,1LQ,1ZF / 1ZM		11.9541-9550.2 220576	ATE Ø 54 - Halter				
1.6 16V	77	02/00→06/05									
								→	 ; → 1J-Y-238580; +PR 1KK,1KS,1KV / 1KQ,1KW	24.3384-1723.5 240842	TRW Ø 38 - Halter
								→	 ; → 1J-Y-238580; +PR 1KK,1KS,1KV / 1KQ,1KW	24.3384-1724.5 240843	TRW Ø 38 - Halter
								→	 ; 1J-Y-238581→; → 10/03; +PR 1KK,1KS,1KV / 1KQ,1KW	24.3384-1729.5 240816	TRW Ø 38 - Halter
								→	 ; 1J-Y-238581→; → 10/03; +PR 1KK,1KS,1KV / 1KQ,1KW	24.3384-1730.5 240817	TRW Ø 38 - Halter
								→	 ; → 10/03; +PR 1KY	24.3384-1745.5 240848	TRW Ø 38 - Halter
								→	 ; → 10/03; +PR 1KY	24.3384-1746.5 240849	TRW Ø 38 - Halter
1.6 FSI	81	01/02→06/05	←	 ; → 10/03; +PR 1LR,1LS,1LQ,1ZF / 1ZM		11.9541-9549.2 220575	ATE Ø 54 - Halter				
			←	 ; → 10/03; +PR 1LR,1LS,1LQ,1ZF / 1ZM		11.9541-9550.2 220576	ATE Ø 54 - Halter				
			→	 ; → 10/03; +PR 1KK,1KS,1KV / 1KQ,1KW	24.3384-1729.5 240816	TRW Ø 38 - Halter					
			→	 ; → 10/03; +PR 1KK,1KS,1KV / 1KQ,1KW	24.3384-1730.5 240817	TRW Ø 38 - Halter					
			→	 ; → 10/03; +PR 1KY	24.3384-1745.5 240848	TRW Ø 38 - Halter					
			→	 ; → 10/03; +PR 1KY	24.3384-1746.5 240849	TRW Ø 38 - Halter					
1.8 4motion	92	05/98→06/05	←	 ; 07/98→ 10/03; +PR 1LR,1LS,1LQ,1ZF / 1ZM		11.9541-9549.2 220575	ATE Ø 54 - Halter				
↓											

	kw			 	! #		
<b>VW - GOLF IV (1J1) 08/97→03/07</b>							
 <b>Bremssattel</b>							
1.8 4motion	92	05/98→06/05	←	☐; 07/98→ 10/03; +PR 1LR,1LS,1LQ,1ZF / 1ZM	11.9541-9550.2	220576	ATE Ø 54 - Halter
			→	☐; 07/98→ 10/03; +PR 1KE	24.3414-1705.5	240832	TRW Ø 41 - Halter
1.8 T GTI	132	08/01→06/05	←	☐; → 10/03	11.9541-9595.2	220501	ATE Ø 54 - Halter
			←	☐; → 10/03	11.9541-9596.2	220502	ATE Ø 54 - Halter
1.9 TDI	66	10/97→05/04	←	☐; → 06/01; +PR 1LR,1LS,1LQ,1ZF / 1ZM	11.9541-9549.2	220575	ATE Ø 54 - Halter
			←	☐; → 06/01; +PR 1LR,1LS,1LQ,1ZF / 1ZM	11.9541-9550.2	220576	ATE Ø 54 - Halter
			→	☐; → 1J-Y-238580; +PR 1KK,1KS,1KV / 1KQ,1KW	24.3384-1723.5	240842	TRW Ø 38 - Halter
			→	☐; → 1J-Y-238580; +PR 1KK,1KS,1KV / 1KQ,1KW	24.3384-1724.5	240843	TRW Ø 38 - Halter
			→	☐; 1J-Y-238581→; → 06/01; +PR 1KK,1KS,1KV / 1KQ,1KW	24.3384-1729.5	240816	TRW Ø 38 - Halter
			→	☐; 1J-Y-238581→; → 06/01; +PR 1KK,1KS,1KV / 1KQ,1KW	24.3384-1730.5	240817	TRW Ø 38 - Halter
			→	☐; → 06/01; +PR 1KY	24.3384-1745.5	240848	TRW Ø 38 - Halter
1.9 TDI	74	09/00→06/05	←	☐; +PR 1LR,1LS,1LQ,1ZF / 1ZM	11.9541-9549.2	220575	ATE Ø 54 - Halter
			←	☐; +PR 1LR,1LS,1LQ,1ZF / 1ZM	11.9541-9550.2	220576	ATE Ø 54 - Halter
			→	☐; +PR 1KK,1KS,1KV / 1KQ,1KW	24.3384-1729.5	240816	TRW Ø 38 - Halter
1.9 TDI	85	12/98→06/01	←	☐; 05/99→; +PR 1LR,1LS,1LQ,1ZF / 1ZM	11.9541-9549.2	220575	ATE Ø 54 - Halter
			←	☐; 05/99→; +PR 1LR,1LS,1LQ,1ZF / 1ZM	11.9541-9550.2	220576	ATE Ø 54 - Halter
			→	☐; 05/99→; → 1J-Y-238580; +PR 1KK,1KS,1KV / 1KQ,1KW	24.3384-1723.5	240842	TRW Ø 38 - Halter
			→	☐; 05/99→; → 1J-Y-238580; +PR 1KK,1KS,1KV / 1KQ,1KW	24.3384-1724.5	240843	TRW Ø 38 - Halter
			→	☐; 1J-Y-238581→; +PR 1KK,1KS,1KV / 1KQ,1KW	24.3384-1729.5	240816	TRW Ø 38 - Halter
			→	☐; 1J-Y-238581→; +PR 1KK,1KS,1KV / 1KQ,1KW	24.3384-1730.5	240817	TRW Ø 38 - Halter
			→	☐; 05/99→; +PR 1KY	24.3384-1745.5	240848	TRW Ø 38 - Halter
1.9 TDI	96	11/00→06/05	←	☐; 04/01→ 10/03; +PR 1LE,1LN,1ZE,1ZH	24.3541-8523.5	240551	ATE Ø 54 - Halter
			←	☐; 04/01→ 10/03; +PR 1LE,1LN,1ZE,1ZH	24.3541-8524.5	240552	ATE Ø 54 - Halter
			→	☐; 04/01→ 10/03; +PR 1KK,1KS,1KV / 1KQ,1KW	24.3384-1729.5	240816	TRW Ø 38 - Halter
			→	☐; 04/01→ 10/03; +PR 1KK,1KS,1KV / 1KQ,1KW	24.3384-1730.5	240817	TRW Ø 38 - Halter
			→	☐; 04/01→ 10/03; +PR 1KY	24.3384-1745.5	240848	TRW Ø 38 - Halter
			→	☐; 04/01→ 10/03; +PR 1KY	24.3384-1746.5	240849	TRW Ø 38 - Halter
1.9 TDI	110	05/00→06/05	←	☐; 09/00→ 10/03; +PR 1LE,1LN,1ZE,1ZH	24.3541-8523.5	240551	ATE Ø 54 - Halter
			←	☐; 09/00→ 10/03; +PR 1LE,1LN,1ZE,1ZH	24.3541-8524.5	240552	ATE Ø 54 - Halter
			→	☐; 09/00→ 10/03; +PR 1KK,1KS,1KV / 1KQ,1KW	24.3384-1729.5	240816	TRW Ø 38 - Halter
			→	☐; 09/00→ 10/03; +PR 1KK,1KS,1KV / 1KQ,1KW	24.3384-1730.5	240817	TRW Ø 38 - Halter
			→	☐; 09/00→ 10/03; +PR 1KY	24.3384-1745.5	240848	TRW Ø 38 - Halter
			→	☐; 09/00→ 10/03; +PR 1KY	24.3384-1746.5	240849	TRW Ø 38 - Halter
1.9 TDI 4motion	66	07/98→04/02	←	☐; → 06/01; +PR 1LR,1LS,1LQ,1ZF / 1ZM	11.9541-9549.2	220575	ATE Ø 54 - Halter
			←	☐; → 06/01; +PR 1LR,1LS,1LQ,1ZF / 1ZM	11.9541-9550.2	220576	ATE Ø 54 - Halter
			→	☐; → 06/01; +PR 1KE	24.3414-1705.5	240832	TRW Ø 41 - Halter
1.9 TDI 4motion ↓	74	09/00→06/05	←	☐; +PR 1LR,1LS,1LQ,1ZF / 1ZM	11.9541-9549.2	220575	ATE Ø 54 - Halter








	kw			 	! #		
<b>VW - GOLF IV (1J1) 08/97→03/07</b>							
 <b>Bremssattel</b>							
1.9 TDI 4motion	74	09/00→06/05	←	☐; +PR 1LR,1LS,1LQ,1ZF / 1ZM	11.9541-9550.2	220576	ATE Ø 54 - Halter
			→	☐; +PR 1KE	24.3414-1705.5	240832	TRW Ø 41 - Halter
1.9 TDI 4motion	85	09/99→06/01	←	☐; 11/99→; +PR 1LR,1LS,1LQ,1ZF / 1ZM	11.9541-9549.2	220575	ATE Ø 54 - Halter
			←	☐; 11/99→; +PR 1LR,1LS,1LQ,1ZF / 1ZM	11.9541-9550.2	220576	ATE Ø 54 - Halter
			→	☐; 11/99→; +PR 1KE	24.3414-1705.5	240832	TRW Ø 41 - Halter
1.9 TDI 4motion	96	11/00→06/05	←	☐; 04/01→ 10/03; +PR 1LE,1LN,1ZE,1ZH	24.3541-8523.5	240551	ATE Ø 54 - Halter
			←	☐; 04/01→ 10/03; +PR 1LE,1LN,1ZE,1ZH	24.3541-8524.5	240552	ATE Ø 54 - Halter
			→	☐; 04/01→ 10/03; +PR 1KE	24.3414-1705.5	240832	TRW Ø 41 - Halter
1.9 TDI 4motion	110	02/00→06/05	←	☐; 09/00→ 10/03; +PR 1LE,1LN,1ZE,1ZH	24.3541-8523.5	240551	ATE Ø 54 - Halter
			←	☐; 09/00→ 10/03; +PR 1LE,1LN,1ZE,1ZH	24.3541-8524.5	240552	ATE Ø 54 - Halter
			→	☐; 09/00→ 10/03; +PR 1KE	24.3414-1705.5	240832	TRW Ø 41 - Halter
2.0	85	07/98→05/04	←	☐; 08/98→ 10/03; +PR 1LR,1LS,1LQ,1ZF / 1ZM	11.9541-9549.2	220575	ATE Ø 54 - Halter
			←	☐; 08/98→ 10/03; +PR 1LR,1LS,1LQ,1ZF / 1ZM	11.9541-9550.2	220576	ATE Ø 54 - Halter
			→	☐; 08/98→; → 1J-Y-238580; +PR 1KK,1KS,1KV / 1KQ,1KW	24.3384-1723.5	240842	TRW Ø 38 - Halter
			→	☐; 08/98→; → 1J-Y-238580; +PR 1KK,1KS,1KV / 1KQ,1KW	24.3384-1724.5	240843	TRW Ø 38 - Halter
			→	☐; 1J-Y-238581→; → 10/03; +PR 1KK,1KS,1KV / 1KQ,1KW	24.3384-1729.5	240816	TRW Ø 38 - Halter
			→	☐; 1J-Y-238581→; → 10/03; +PR 1KK,1KS,1KV / 1KQ,1KW	24.3384-1730.5	240817	TRW Ø 38 - Halter
			→	☐; 08/98→ 10/03; +PR 1KY	24.3384-1745.5	240848	TRW Ø 38 - Halter
2.0 4motion	85	10/00→06/05	←	☐; → 10/03; +PR 1LR,1LS,1LQ,1ZF / 1ZM	11.9541-9549.2	220575	ATE Ø 54 - Halter
			←	☐; → 10/03; +PR 1LR,1LS,1LQ,1ZF / 1ZM	11.9541-9550.2	220576	ATE Ø 54 - Halter
2.3 V5	110	08/97→10/00	←	☐; 10/97→; → 1J-YB115040; +PR 1LJ,1ZQ	11.9541-9595.2	220501	ATE Ø 54 - Halter
			←	☐; 1J-2-315309→; +PR 1LJ,1ZQ	11.9541-9595.2	220501	ATE Ø 54 - Halter
			←	☐; 1J-Y-115041→ 1J-2-315308; +PR 1LJ,1ZQ	11.9541-9595.2	220501	ATE Ø 54 - Halter
			←	☐; 1J-2-315309→; +PR 1LJ,1ZQ	11.9541-9596.2	220502	ATE Ø 54 - Halter
			←	☐; 10/97→; → 1J-YB115040; +PR 1LJ,1ZQ	11.9541-9596.2	220502	ATE Ø 54 - Halter
			←	☐; 1J-Y-115041→ 1J-2-315308; +PR 1LJ,1ZQ	11.9541-9596.2	220502	ATE Ø 54 - Halter
			←	☐; 10/97→; +PR 1LE,1LN,1ZE,1ZH	24.3541-8523.5	240551	ATE Ø 54 - Halter
			←	☐; 10/97→; +PR 1LE,1LN,1ZE,1ZH	24.3541-8524.5	240552	ATE Ø 54 - Halter
			→	☐; 10/97→; → 1J-Y-238580; +PR 1KK,1KS,1KV / 1KQ,1KW	24.3384-1723.5	240842	TRW Ø 38 - Halter
			→	☐; 10/97→; → 1J-Y-238580; +PR 1KK,1KS,1KV / 1KQ,1KW	24.3384-1724.5	240843	TRW Ø 38 - Halter
			→	☐; 1J-Y-238581→; +PR 1KK,1KS,1KV / 1KQ,1KW	24.3384-1729.5	240816	TRW Ø 38 - Halter
			→	☐; 1J-Y-238581→; +PR 1KK,1KS,1KV / 1KQ,1KW	24.3384-1730.5	240817	TRW Ø 38 - Halter
			→	☐; 10/97→; +PR 1KY	24.3384-1745.5	240848	TRW Ø 38 - Halter
			→	☐; 10/97→; +PR 1KY	24.3384-1746.5	240849	TRW Ø 38 - Halter
			2.3 V5	125	10/00→06/05	←	☐; 1J-2-315309→; → 10/03; +PR 1LJ,1ZQ
←	☐; → 1J-YB115040; +PR 1LJ,1ZQ	11.9541-9595.2				220501	ATE Ø 54 - Halter
←	☐; 1J-Y-115041→ 1J-2-315308; +PR 1LJ,1ZQ	11.9541-9595.2				220501	ATE Ø 54 - Halter
←	☐; → 1J-YB115040; +PR 1LJ,1ZQ	11.9541-9596.2				220502	ATE Ø 54 - Halter
←	☐; 1J-Y-115041→ 1J-2-315308; +PR 1LJ,1ZQ	11.9541-9596.2				220502	ATE Ø 54 - Halter






































	kw			 	! #			
<b>VW - GOLF IV (1J1) 08/97→03/07</b>								
 <b>Bremssattel</b>								
2.3 V5	125	10/00→06/05	←	☐; 1J-2-315309→; → 10/03; +PR 1LJ,1ZQ		11.9541-9596.2	220502	ATE Ø 54 - Halter
			←	☐; → 10/03; +PR 1LE,1LN,1ZE,1ZH		24.3541-8523.5	240551	ATE Ø 54 - Halter
			←	☐; → 10/03; +PR 1LE,1LN,1ZE,1ZH		24.3541-8524.5	240552	ATE Ø 54 - Halter
			→	☐; → 1J-Y-238580; +PR 1KK,1KS,1KV / 1KQ,1KW		24.3384-1723.5	240842	TRW Ø 38 - Halter
			→	☐; → 1J-Y-238580; +PR 1KK,1KS,1KV / 1KQ,1KW		24.3384-1724.5	240843	TRW Ø 38 - Halter
			→	☐; 1J-Y-238581→; → 10/03; +PR 1KK,1KS,1KV / 1KQ,1KW		24.3384-1729.5	240816	TRW Ø 38 - Halter
			→	☐; 1J-Y-238581→; → 10/03; +PR 1KK,1KS,1KV / 1KQ,1KW		24.3384-1730.5	240817	TRW Ø 38 - Halter
			→	☐; → 10/03; +PR 1KY		24.3384-1745.5	240848	TRW Ø 38 - Halter
			☐; → 10/03; +PR 1KY		24.3384-1746.5	240849	TRW Ø 38 - Halter	
2.3 V5 4motion	110	12/98→10/00	←	☐; 1J-Y-115041→ 1J-2-315308; +PR 1LJ,1ZQ		11.9541-9595.2	220501	ATE Ø 54 - Halter
			←	☐; 1J-2-315309→; +PR 1LJ,1ZQ		11.9541-9595.2	220501	ATE Ø 54 - Halter
			←	☐; → 1J-YB115040; +PR 1LJ,1ZQ		11.9541-9595.2	220501	ATE Ø 54 - Halter
			←	☐; 1J-Y-115041→ 1J-2-315308; +PR 1LJ,1ZQ		11.9541-9596.2	220502	ATE Ø 54 - Halter
			←	☐; 1J-2-315309→; +PR 1LJ,1ZQ		11.9541-9596.2	220502	ATE Ø 54 - Halter
			←	☐; → 1J-YB115040; +PR 1LJ,1ZQ		11.9541-9596.2	220502	ATE Ø 54 - Halter
			←	☐; +PR 1LE,1LN,1ZE,1ZH		24.3541-8523.5	240551	ATE Ø 54 - Halter
			←	☐; +PR 1LE,1LN,1ZE,1ZH		24.3541-8524.5	240552	ATE Ø 54 - Halter
			☐; +PR 1KE		24.3414-1705.5	240832	TRW Ø 41 - Halter	
2.3 V5 4motion	125	10/00→06/05	←	☐; 1J-2-315309→; → 10/03; +PR 1LJ,1ZQ		11.9541-9595.2	220501	ATE Ø 54 - Halter
			←	☐; → 1J-YB115040; +PR 1LJ,1ZQ		11.9541-9595.2	220501	ATE Ø 54 - Halter
			←	☐; 1J-Y-115041→ 1J-2-315308; +PR 1LJ,1ZQ		11.9541-9595.2	220501	ATE Ø 54 - Halter
			←	☐; 1J-2-315309→; → 10/03; +PR 1LJ,1ZQ		11.9541-9596.2	220502	ATE Ø 54 - Halter
			←	☐; → 1J-YB115040; +PR 1LJ,1ZQ		11.9541-9596.2	220502	ATE Ø 54 - Halter
			←	☐; 1J-Y-115041→ 1J-2-315308; +PR 1LJ,1ZQ		11.9541-9596.2	220502	ATE Ø 54 - Halter
			←	☐; → 10/03; +PR 1LE,1LN,1ZE,1ZH		24.3541-8523.5	240551	ATE Ø 54 - Halter
			←	☐; → 10/03; +PR 1LE,1LN,1ZE,1ZH		24.3541-8524.5	240552	ATE Ø 54 - Halter
			☐; → 10/03; +PR 1KE		24.3414-1705.5	240832	TRW Ø 41 - Halter	
2.8 V6 4motion	150	03/99→06/05	←	☐; 1J-2-315309→; → 10/03; +PR 1LJ,1ZQ		11.9541-9595.2	220501	ATE Ø 54 - Halter
			←	☐; 1J-Y-115041→ 1J-2-315308; +PR 1LJ,1ZQ		11.9541-9595.2	220501	ATE Ø 54 - Halter
			←	☐; → 1J-YB115040; +PR 1LJ,1ZQ		11.9541-9595.2	220501	ATE Ø 54 - Halter
			←	☐; 1J-2-315309→; → 10/03; +PR 1LJ,1ZQ		11.9541-9596.2	220502	ATE Ø 54 - Halter
			←	☐; 1J-Y-115041→ 1J-2-315308; +PR 1LJ,1ZQ		11.9541-9596.2	220502	ATE Ø 54 - Halter
			←	☐; → 1J-YB115040; +PR 1LJ,1ZQ		11.9541-9596.2	220502	ATE Ø 54 - Halter
			←	☐; → 10/03; +PR 1LE,1LN,1ZE,1ZH		24.3541-8523.5	240551	ATE Ø 54 - Halter
			←	☐; → 10/03; +PR 1LE,1LN,1ZE,1ZH		24.3541-8524.5	240552	ATE Ø 54 - Halter
			→	☐; → 10/03; +PR 1KU,2EE; nicht für Bremssattelfarbe: rot		24.3384-1745.5	240848	TRW Ø 38 - Halter
			→	☐; → 10/03; +PR 1KU,2EE; nicht für Bremssattelfarbe: rot		24.3384-1746.5	240849	TRW Ø 38 - Halter
3.2 R32 4motion	177	09/02→06/05	←	☐; → 10/03; +PR 1ZT		24.3421-9915.5	240641	ATE Ø 42 - Halter
			←	☐; → 10/03; +PR 1ZT		24.3421-9916.5	240642	ATE Ø 42 - Halter
<b>Halter, Bremssattel</b>								
1.9 TDI	96	11/00→06/05	←	04/01→ 10/03; +PR 1LE,1LN,1ZE,1ZH	2	11.8170-0306.1	260102	ATE
1.9 TDI 4motion	96	11/00→06/05	←	09/00→ 10/03; +PR 1LE,1LN,1ZE,1ZH	2	11.8170-0306.1	260102	ATE
1.9 TDI	110	05/00→06/05	←	09/00→ 10/03; +PR 1LE,1LN,1ZE,1ZH	2	11.8170-0306.1	260102	ATE
1.9 TDI 4motion	110	02/00→06/05	←	09/00→ 10/03; +PR 1LE,1LN,1ZE,1ZH	2	11.8170-0306.1	260102	ATE
2.3 V5	110	08/97→10/00	←	1J-2-315309→; +PR 1LJ,1ZQ	2	11.0230-0451.1	260130	ATE
↓								








































	kW			 	! #			
<b>VW - GOLF IV (1J1) 08/97→03/07</b>								
<b>Halter, Bremssattel</b>								
2.3 V5	110	08/97→10/00	←	1J-Y-115041→ 1J-2-315308; +PR 1LJ,1ZQ	2	11.0230-0451.1	260130	ATE
			←	10/97→; → 1J-YB115040; +PR 1LJ,1ZQ	2	11.0230-0451.1	260130	ATE
			←	10/97→; +PR 1LE,1LN,1ZE,1ZH	2	11.8170-0306.1	260102	ATE
2.3 V5 2.3 V5 4motion 2.8 V6 4motion	125 125 150	10/00→06/05 10/00→06/05 03/99→06/05	←	→ 1J-YB115040; +PR 1LJ,1ZQ	2	11.0230-0451.1	260130	ATE
			←	1J-Y-115041→ 1J-2-315308; +PR 1LJ,1ZQ	2	11.0230-0451.1	260130	ATE
			←	1J-2-315309→; → 10/03; +PR 1LJ,1ZQ	2	11.0230-0451.1	260130	ATE
2.3 V5 4motion	110	12/98→10/00	←	→ 10/03; +PR 1LE,1LN,1ZE,1ZH	2	11.8170-0306.1	260102	ATE
			←	1J-Y-115041→ 1J-2-315308; +PR 1LJ,1ZQ	2	11.0230-0451.1	260130	ATE
			←	→ 1J-YB115040; +PR 1LJ,1ZQ	2	11.0230-0451.1	260130	ATE
2.3 V5 4motion	110	12/98→10/00	←	1J-2-315309→; +PR 1LJ,1ZQ	2	11.0230-0451.1	260130	ATE
			←	→ 1J-YB115040; +PR 1LJ,1ZQ	2	11.0230-0451.1	260130	ATE
			←	1J-2-315309→; +PR 1LJ,1ZQ	2	11.0230-0451.1	260130	ATE
2.3 V5 4motion	110	12/98→10/00	←	+PR 1LE,1LN,1ZE,1ZH	2	11.8170-0306.1	260102	ATE
			←	1J-Y-115041→ 1J-2-315308; +PR 1LJ,1ZQ	2	11.0230-0451.1	260130	ATE
			←	→ 1J-YB115040; +PR 1LJ,1ZQ	2	11.0230-0451.1	260130	ATE
<b>Feder, Bremssattel</b>								
1.8 T GTI	132	08/01→06/05	←	→ 10/03	2	11.8116-0143.1	390513	ATE
1.9 TDI 1.9 TDI 4motion	96	11/00→06/05	←	04/01→ 10/03; +PR 1LE,1LN,1ZE,1ZH	2	11.8116-0143.1	390513	ATE
	96	11/00→06/05	←					
1.9 TDI 1.9 TDI 4motion	110	05/00→06/05	←	09/00→ 10/03; +PR 1LE,1LN,1ZE,1ZH	2	11.8116-0143.1	390513	ATE
	110	02/00→06/05	←					
2.3 V5	110	08/97→10/00	←	1J-2-315309→; +PR 1LJ,1ZQ	2	11.8116-0143.1	390513	ATE
			←	1J-Y-115041→ 1J-2-315308; +PR 1LJ,1ZQ	2	11.8116-0143.1	390513	ATE
			←	10/97→; → 1J-YB115040; +PR 1LJ,1ZQ	2	11.8116-0143.1	390513	ATE
			←	10/97→; +PR 1LE,1LN,1ZE,1ZH	2	11.8116-0143.1	390513	ATE
2.3 V5 2.3 V5 4motion 2.8 V6 4motion	125 125 150	10/00→06/05 10/00→06/05 03/99→06/05	←	→ 10/03; +PR 1LE,1LN,1ZE,1ZH	2	11.8116-0143.1	390513	ATE
			←	→ 1J-YB115040; +PR 1LJ,1ZQ	2	11.8116-0143.1	390513	ATE
			←	1J-2-315309→; → 10/03; +PR 1LJ,1ZQ	2	11.8116-0143.1	390513	ATE
			←	1J-Y-115041→ 1J-2-315308; +PR 1LJ,1ZQ	2	11.8116-0143.1	390513	ATE
2.3 V5 4motion	110	12/98→10/00	←	1J-Y-115041→ 1J-2-315308; +PR 1LJ,1ZQ	2	11.8116-0143.1	390513	ATE
			←	→ 1J-YB115040; +PR 1LJ,1ZQ	2	11.8116-0143.1	390513	ATE
			←	+PR 1LE,1LN,1ZE,1ZH	2	11.8116-0143.1	390513	ATE
			←	1J-2-315309→; +PR 1LJ,1ZQ	2	11.8116-0143.1	390513	ATE
3.2 R32 4motion	177	09/02→06/05		→ 10/03; +PR 1ZT	2	11.8116-0260.1	390597	ATE
<b>Führungshülzensatz, Bremssattel</b>								
1.4 16V 1.6 1.8 1.8 T 1.9 SDI 1.9 TDI	55 74 92 110 50 81	08/97→06/05 08/97→05/04 08/97→06/05 08/97→06/05 08/97→06/05 08/97→05/04	←	10/97→ 10/03; +PR 1LR,1LS,1LQ,1ZF / 1ZM		11.0101-5409.2	260035	ATE
			←					
			←	+PR 1LR,1LS,1LQ,1ZF / 1ZM		11.0101-5409.2	260035	ATE
			←					
			←					
1.6 1.9 TDI 1.9 TDI 4motion	74 74 74	02/01→06/01 09/00→06/05 09/00→06/05	←	+PR 1LR,1LS,1LQ,1ZF / 1ZM		11.0101-5409.2	260035	ATE
			←					
			←					
			←					
			←					
1.6 1.6 1.6 16V 1.6 FSI 2.0 4motion	75 78 77 81 85	08/00→06/05 08/03→06/05 02/00→06/05 01/02→06/05 10/00→06/05	←	→ 10/03; +PR 1LR,1LS,1LQ,1ZF / 1ZM		11.0101-5409.2	260035	ATE
			←					
			←					
			←					
			←					
1.8 4motion	92	05/98→06/05	←	07/98→ 10/03; +PR 1LR,1LS,1LQ,1ZF / 1ZM		11.0101-5409.2	260035	ATE
1.8 T GTI	132	08/01→06/05	←	→ 10/03		11.0101-5409.2	260035	ATE
1.9 TDI 1.9 TDI 4motion	66	10/97→05/04	←	→ 06/01; +PR 1LR,1LS,1LQ,1ZF / 1ZM		11.0101-5409.2	260035	ATE
	66	07/98→04/02	←					
1.9 TDI	85	12/98→06/01	←	05/99→; +PR 1LR,1LS,1LQ,1ZF / 1ZM		11.0101-5409.2	260035	ATE
1.9 TDI 1.9 TDI 4motion	96	11/00→06/05	←	04/01→ 10/03; +PR 1LE,1LN,1ZE,1ZH		11.0101-5409.2	260035	ATE
	96	11/00→06/05	←					
1.9 TDI 1.9 TDI 4motion	110	05/00→06/05	←	09/00→ 10/03; +PR 1LE,1LN,1ZE,1ZH		11.0101-5409.2	260035	ATE
	110	02/00→06/05	←					
1.9 TDI 4motion	85	09/99→06/01	←	11/99→; +PR 1LR,1LS,1LQ,1ZF / 1ZM		11.0101-5409.2	260035	ATE
2.0	85	07/98→05/04	←	08/98→ 10/03; +PR 1LR,1LS,1LQ,1ZF / 1ZM		11.0101-5409.2	260035	ATE
2.3 V5	110	08/97→10/00	←	10/97→; → 1J-YB115040; +PR 1LJ,1ZQ		11.0101-5409.2	260035	ATE
↓								











	kw			 	! #		
<b>VW - GOLF IV (1J1) 08/97→03/07</b>							
<b>Führungshülzensatz, Bremssattel</b>							
2.3 V5	110	08/97→10/00	←	1J-2-315309→; +PR 1LJ,1ZQ	11.0101-5409.2	260035	ATE
			←	1J-Y-115041→ 1J-2-315308; +PR 1LJ,1ZQ	11.0101-5409.2	260035	ATE
			←	10/97→; +PR 1LE,1LN,1ZE,1ZH	11.0101-5409.2	260035	ATE
2.3 V5 2.3 V5 4motion 2.8 V6 4motion	125 125 150	10/00→06/05 10/00→06/05 03/99→06/05	←	→ 10/03; +PR 1LE,1LN,1ZE,1ZH	11.0101-5409.2	260035	ATE
			←	1J-2-315309→; → 10/03; +PR 1LJ,1ZQ	11.0101-5409.2	260035	ATE
			←	1J-Y-115041→ 1J-2-315308; +PR 1LJ,1ZQ	11.0101-5409.2	260035	ATE
2.3 V5 4motion	110	12/98→10/00	←	→ 1J-YB115040; +PR 1LJ,1ZQ	11.0101-5409.2	260035	ATE
			←	+PR 1LE,1LN,1ZE,1ZH	11.0101-5409.2	260035	ATE
			←	1J-2-315309→; +PR 1LJ,1ZQ	11.0101-5409.2	260035	ATE
			←	1J-Y-115041→ 1J-2-315308; +PR 1LJ,1ZQ	11.0101-5409.2	260035	ATE
			←	→ 1J-YB115040; +PR 1LJ,1ZQ	11.0101-5409.2	260035	ATE
			←	+PR 1LE,1LN,1ZE,1ZH	11.0101-5409.2	260035	ATE
<b>Führungsbolzen, Bremssattel</b>							
1.4 16V 1.6 1.8 1.8 T 1.9 SDI 1.9 TDI	55 74 92 110 50 81	08/97→06/05 08/97→05/04 08/97→06/05 08/97→06/05 08/97→06/05 08/97→05/04	←	10/97→ 10/03; +PR 1LR,1LS,1LQ,1ZF / 1ZM	11.8171-0069.1	250152	ATE
			←	+PR 1LR,1LS,1LQ,1ZF / 1ZM	11.8171-0069.1	250152	ATE
			←	→ 10/03; +PR 1LR,1LS,1LQ,1ZF / 1ZM	11.8171-0069.1	250152	ATE
			←	07/98→ 10/03; +PR 1LR,1LS,1LQ,1ZF / 1ZM	11.8171-0069.1	250152	ATE
			←	→ 10/03	11.8171-0008.1	990049	ATE
1.6 1.9 TDI 1.9 TDI 4motion	74 74 74	02/01→06/01 09/00→06/05 09/00→06/05	←	+PR 1LR,1LS,1LQ,1ZF / 1ZM	11.8171-0069.1	250152	ATE
			←	→ 10/03; +PR 1LR,1LS,1LQ,1ZF / 1ZM	11.8171-0069.1	250152	ATE
1.6 1.6 1.6 16V 1.6 FSI 2.0 4motion	75 78 77 81 85	08/00→06/05 08/03→06/05 02/00→06/05 01/02→06/05 10/00→06/05	←	→ 10/03; +PR 1LR,1LS,1LQ,1ZF / 1ZM	11.8171-0069.1	250152	ATE
			←	07/98→ 10/03; +PR 1LR,1LS,1LQ,1ZF / 1ZM	11.8171-0069.1	250152	ATE
			←	→ 10/03	11.8171-0008.1	990049	ATE
			←	→ 06/01; +PR 1LR,1LS,1LQ,1ZF / 1ZM	11.8171-0069.1	250152	ATE
			←	05/99→; +PR 1LR,1LS,1LQ,1ZF / 1ZM	11.8171-0069.1	250152	ATE
1.9 TDI 1.9 TDI 4motion	96 96	11/00→06/05 11/00→06/05	←	04/01→ 10/03; +PR 1LE,1LN,1ZE,1ZH	11.8171-0008.1	990049	ATE
			←	09/00→ 10/03; +PR 1LE,1LN,1ZE,1ZH	11.8171-0008.1	990049	ATE
1.9 TDI 1.9 TDI 4motion	110 110	05/00→06/05 02/00→06/05	←	09/00→ 10/03; +PR 1LE,1LN,1ZE,1ZH	11.8171-0008.1	990049	ATE
			←	11/99→; +PR 1LR,1LS,1LQ,1ZF / 1ZM	11.8171-0069.1	250152	ATE
1.9 TDI 4motion	85	09/99→06/01	←	11/99→; +PR 1LR,1LS,1LQ,1ZF / 1ZM	11.8171-0069.1	250152	ATE
2.0	85	07/98→05/04	←	08/98→ 10/03; +PR 1LR,1LS,1LQ,1ZF / 1ZM	11.8171-0069.1	250152	ATE
2.3 V5	110	08/97→10/00	←	1J-2-315309→; +PR 1LJ,1ZQ	11.8171-0008.1	990049	ATE
			←	1J-Y-115041→ 1J-2-315308; +PR 1LJ,1ZQ	11.8171-0008.1	990049	ATE
			←	10/97→; +PR 1LE,1LN,1ZE,1ZH	11.8171-0008.1	990049	ATE
			←	10/97→; → 1J-YB115040; +PR 1LJ,1ZQ	11.8171-0008.1	990049	ATE
2.3 V5 2.3 V5 4motion 2.8 V6 4motion	125 125 150	10/00→06/05 10/00→06/05 03/99→06/05	←	1J-2-315309→; → 10/03; +PR 1LJ,1ZQ	11.8171-0008.1	990049	ATE
			←	1J-Y-115041→ 1J-2-315308; +PR 1LJ,1ZQ	11.8171-0008.1	990049	ATE
			←	→ 10/03; +PR 1LE,1LN,1ZE,1ZH	11.8171-0008.1	990049	ATE
2.3 V5 4motion	110	12/98→10/00	←	→ 1J-YB115040; +PR 1LJ,1ZQ	11.8171-0008.1	990049	ATE
			←	1J-Y-115041→ 1J-2-315308; +PR 1LJ,1ZQ	11.8171-0008.1	990049	ATE
			←	+PR 1LE,1LN,1ZE,1ZH	11.8171-0008.1	990049	ATE
			←	→ 1J-YB115040; +PR 1LJ,1ZQ	11.8171-0008.1	990049	ATE
			←	→ 10/03; +PR 1ZT	11.8171-0008.1	990049	ATE
<b>Dichtungssatz, Bremssattel</b>							
1.8 T GTI	132	08/01→06/05	←	→ 10/03	11.0441-5409.2	250031	ATE
1.9 TDI 1.9 TDI 4motion	96 96	11/00→06/05 11/00→06/05	←	04/01→ 10/03; +PR 1LE,1LN,1ZE,1ZH	11.0441-5409.2	250031	ATE
			←	09/00→ 10/03; +PR 1LE,1LN,1ZE,1ZH	11.0441-5409.2	250031	ATE
1.9 TDI 1.9 TDI 4motion	110 110	05/00→06/05 02/00→06/05	←	09/00→ 10/03; +PR 1LE,1LN,1ZE,1ZH	11.0441-5409.2	250031	ATE
			←	10/97→; → 1J-YB115040; +PR 1LJ,1ZQ	11.0441-5409.2	250031	ATE
2.3 V5 ↓	110	08/97→10/00	←	10/97→; → 1J-YB115040; +PR 1LJ,1ZQ	11.0441-5409.2	250031	ATE












	kw			 	! #		
<b>VW - GOLF IV (1J1) 08/97→03/07</b>							
<b>Dichtungssatz, Bremssattel</b>							
2.3 V5	110	08/97→10/00	←	1J-2-315309→; +PR 1LJ,1ZQ		11.0441-5409.2 250031	ATE
			←	10/97→; +PR 1LE,1LN,1ZE,1ZH		11.0441-5409.2 250031	ATE
			←	1J-Y-115041→ 1J-2-315308; +PR 1LJ,1ZQ		11.0441-5409.2 250031	ATE
2.3 V5 2.3 V5 4motion 2.8 V6 4motion	125 125 150	10/00→06/05 10/00→06/05 03/99→06/05	←	→ 10/03; +PR 1LE,1LN,1ZE,1ZH		11.0441-5409.2 250031	ATE
			←	1J-2-315309→; → 10/03; +PR 1LJ,1ZQ		11.0441-5409.2 250031	ATE
			←	1J-Y-115041→ 1J-2-315308; +PR 1LJ,1ZQ		11.0441-5409.2 250031	ATE
			←	→ 1J-YB115040; +PR 1LJ,1ZQ		11.0441-5409.2 250031	ATE
2.3 V5 4motion	110	12/98→10/00	←	+PR 1LE,1LN,1ZE,1ZH		11.0441-5409.2 250031	ATE
			←	1J-2-315309→; +PR 1LJ,1ZQ		11.0441-5409.2 250031	ATE
			←	1J-Y-115041→ 1J-2-315308; +PR 1LJ,1ZQ		11.0441-5409.2 250031	ATE
			←	→ 1J-YB115040; +PR 1LJ,1ZQ		11.0441-5409.2 250031	ATE
<b> Bremsschlauch</b>							
1.4 16V	55	08/97→06/05	←	10/97→ 10/03	2	24.5143-0439.3 331411	L= 439
1.6	74	08/97→05/04	→	 / am Bremssattel; 10/97→ 10/03		24.1253-0010.3 331066	L= 233 mit Rohrleitung
1.8	92	08/97→06/05	→	 / am Bremssattel; 10/97→ 10/03		24.1253-0020.3 331067	L= 233 mit Rohrleitung
1.8 T	110	08/97→06/05	→	 / am Bremssattel; 10/97→ 10/03		24.1253-0020.3 331067	L= 233 mit Rohrleitung
1.9 SDI	50	08/97→06/05	→	 / am Bremssattel; 10/97→ 10/03		24.1253-0020.3 331067	L= 233 mit Rohrleitung
1.9 TDI	81	08/97→05/04	→	10/97→ 10/03	2	83.7858-0140.3 330837	L= 140
1.6	74	02/01→06/01	←		2	24.5143-0439.3 331411	L= 439
1.9 TDI	74	09/00→06/05	→	 / am Bremssattel		24.1253-0010.3 331066	L= 233 mit Rohrleitung
			→	 / am Bremssattel		24.1253-0020.3 331067	L= 233 mit Rohrleitung
			→		2	83.7858-0140.3 330837	L= 140
1.6	75	08/00→06/05	←	→ 10/03	2	24.5143-0439.3 331411	L= 439
1.6	78	08/03→06/05	→	 / am Bremssattel; → 10/03		24.1253-0010.3 331066	L= 233 mit Rohrleitung
1.6 16V	77	02/00→06/05	→	 / am Bremssattel; → 10/03		24.1253-0010.3 331066	L= 233 mit Rohrleitung
1.6 FSI	81	01/02→06/05	→	 / am Bremssattel; → 10/03		24.1253-0020.3 331067	L= 233 mit Rohrleitung
1.8 T GTI	132	08/01→06/05	→	 / am Bremssattel; → 10/03		24.1253-0020.3 331067	L= 233 mit Rohrleitung
2.3 V5	125	10/00→06/05	→	→ 10/03	2	83.7858-0140.3 330837	L= 140
1.8 4motion	92	05/98→06/05	←	07/98→ 10/03	2	24.5143-0569.3 331398	L= 569
			→	07/98→ 10/03	2	83.7858-0140.3 330837	L= 140
1.9 TDI	66	10/97→05/04	←	→ 06/01	2	24.5143-0439.3 331411	L= 439
			→	 / am Bremssattel; → 06/01		24.1253-0010.3 331066	L= 233 mit Rohrleitung
			→	 / am Bremssattel; → 06/01		24.1253-0020.3 331067	L= 233 mit Rohrleitung
			→	→ 06/01	2	83.7858-0140.3 330837	L= 140
1.9 TDI	85	12/98→06/01	←	05/99→	2	24.5143-0439.3 331411	L= 439
			→	 / am Bremssattel; 05/99→		24.1253-0010.3 331066	L= 233 mit Rohrleitung
			→	 / am Bremssattel; 05/99→		24.1253-0020.3 331067	L= 233 mit Rohrleitung
			→	05/99→	2	83.7858-0140.3 330837	L= 140
1.9 TDI	96	11/00→06/05	←	04/01→ 10/03	2	24.5143-0439.3 331411	L= 439
			→	 / am Bremssattel; 04/01→ 10/03		24.1253-0010.3 331066	L= 233 mit Rohrleitung
			→	 / am Bremssattel; 04/01→ 10/03		24.1253-0020.3 331067	L= 233 mit Rohrleitung
			→	04/01→ 10/03	2	83.7858-0140.3 330837	L= 140
1.9 TDI	110	05/00→06/05	←	09/00→ 10/03	2	24.5143-0439.3 331411	L= 439
			→	 / am Bremssattel; 09/00→ 10/03		24.1253-0010.3 331066	L= 233 mit Rohrleitung
			→	 / am Bremssattel; 09/00→ 10/03		24.1253-0020.3 331067	L= 233 mit Rohrleitung
			→	09/00→ 10/03	2	83.7858-0140.3 330837	L= 140
1.9 TDI 4motion	66	07/98→04/02	←	→ 06/01	2	24.5143-0569.3 331398	L= 569
			→	→ 06/01	2	83.7858-0140.3 330837	L= 140
1.9 TDI 4motion 2.3 V5 4motion	74 110	09/00→06/05 12/98→10/00	←		2	24.5143-0569.3 331398	L= 569
			→		2	83.7858-0140.3 330837	L= 140
1.9 TDI 4motion	85	09/99→06/01	←	11/99→	2	24.5143-0569.3 331398	L= 569
			→	11/99→	2	83.7858-0140.3 330837	L= 140
1.9 TDI 4motion	96	11/00→06/05	←	04/01→ 10/03	2	24.5143-0569.3 331398	L= 569
			→	04/01→ 10/03	2	83.7858-0140.3 330837	L= 140
1.9 TDI 4motion	110	02/00→06/05	←	09/00→ 10/03	2	24.5143-0569.3 331398	L= 569
↓							

	kw			 	! #		
<b>VW - GOLF IV (1J1) 08/97→03/07</b>							
 <b>Bremsschlauch</b>							
1.9 TDI 4motion	110	02/00→06/05	➔	09/00→ 10/03	2	83.7858-0140.3 330837	L= 140
2.0	85	07/98→05/04	➔	08/98→ 10/03	2	24.5143-0439.3 331411	L= 439
			➔	 / am Bremssattel; 08/98→ 10/03		24.1253-0010.3 331066	L= 233 mit Rohrleitung
			➔	 / am Bremssattel; 08/98→ 10/03		24.1253-0020.3 331067	L= 233 mit Rohrleitung
			➔	08/98→ 10/03	2	83.7858-0140.3 330837	L= 140
2.0 4motion	85	10/00→06/05	➔	→ 10/03	2	24.5143-0569.3 331398	L= 569
2.3 V5 4motion	125	10/00→06/05	➔	→ 10/03	2	83.7858-0140.3 330837	L= 140
2.8 V6 4motion	150	03/99→06/05	➔	→ 10/03	2	83.7858-0140.3 330837	L= 140
2.3 V5	110	08/97→10/00	➔	10/97→	2	24.5143-0439.3 331411	L= 439
			➔	 / am Bremssattel; 10/97→		24.1253-0010.3 331066	L= 233 mit Rohrleitung
			➔	 / am Bremssattel; 10/97→		24.1253-0020.3 331067	L= 233 mit Rohrleitung
			➔	10/97→	2	83.7858-0140.3 330837	L= 140
3.2 R32 4motion	177	09/02→06/05	➔	→ 10/03	2	83.7858-0140.3 330837	L= 140
<b>VW - GOLF IV Cabriolet (1E7) 06/98→06/02</b>							
 <b>Bremssattel</b>							
1.6	74	06/98→06/02	➔	 ; 1E-V-000001→; → 02/02		24.3541-1609.5 240039	TRW Ø 54 - Halter
1.8	66	06/98→06/02	➔	 ; 1E-V-000001→; → 02/02		24.3541-1610.5 240040	TRW Ø 54 - Halter
1.9 TDI	66	06/98→06/02	➔	 ; → 1E-T-030000		24.3541-1739.5 240223	TRW Ø 54 - Halter
2.0	85	06/98→06/02	➔	 ; → 1E-T-030000		24.3541-1740.5 240224	TRW Ø 54 - Halter
			➔	 ; → 1E-X-014000		24.3384-1707.5 240171	TRW Ø 38 - Halter
			➔	 ; → 1E-X-014000		24.3384-1708.5 240172	TRW Ø 38 - Halter
			➔	 ; 1E-X-014001→; → 02/02		24.3384-1723.5 240842	TRW Ø 38 - Halter
			➔	 ; 1E-X-014001→; → 02/02		24.3384-1724.5 240843	TRW Ø 38 - Halter
			➔	 ; → 02/02		24.3541-1739.5 240223	TRW Ø 54 - Halter
			➔	 ; → 02/02		24.3541-1740.5 240224	TRW Ø 54 - Halter
			➔	 ; → 1E-X-014000		24.3384-1707.5 240171	TRW Ø 38 - Halter
1.8	55	06/98→06/02	➔	 ; → 1E-X-014000		24.3384-1708.5 240172	TRW Ø 38 - Halter
			➔	 ; 1E-X-014001→; → 02/02		24.3384-1723.5 240842	TRW Ø 38 - Halter
			➔	 ; 1E-X-014001→; → 02/02		24.3384-1724.5 240843	TRW Ø 38 - Halter
			➔	 ; → 02/02		24.3541-1609.5 240039	TRW Ø 54 - Halter
			➔	 ; → 02/02		24.3541-1610.5 240040	TRW Ø 54 - Halter
			➔	 ; → 1E-X-014000		24.3384-1707.5 240171	TRW Ø 38 - Halter
1.9 TDI	81	06/98→06/02	➔	 ; → 1E-X-014000		24.3384-1708.5 240172	TRW Ø 38 - Halter
			➔	 ; 1E-X-014001→; → 02/02		24.3384-1723.5 240842	TRW Ø 38 - Halter
			➔	 ; 1E-X-014001→; → 02/02		24.3384-1724.5 240843	TRW Ø 38 - Halter
			➔	 ; → 02/02		24.3541-1609.5 240039	TRW Ø 54 - Halter
			➔	 ; → 02/02		24.3541-1610.5 240040	TRW Ø 54 - Halter
			➔	 ; → 1E-X-014000		24.3384-1707.5 240171	TRW Ø 38 - Halter
<b>Führungshülzensatz, Bremssattel</b>							
1.6	74	06/98→06/02	➔	→ 1E-T-030000		11.0101-5403.2 260010	TRW
1.8	66	06/98→06/02	➔	→ 02/02		11.0101-5403.2 260010	TRW
1.9 TDI	66	06/98→06/02	➔	1E-V-000001→; → 02/02		11.0101-5403.2 260010	TRW
2.0	85	06/98→06/02	➔	→ 1E-X-014000		11.0101-5403.2 260010	TRW
			➔	→ 02/02		11.0101-5403.2 260010	TRW
1.8	55	06/98→06/02	➔	→ 02/02		11.0101-5403.2 260010	TRW
1.9 TDI	81	06/98→06/02	➔	→ 1E-X-014000		11.0101-5403.2 260010	TRW
<b>Zubehörsatz, Bremssattel</b>							
1.6	74	06/98→06/02	➔	1E-V-000001→; → 02/02		24.0101-4301.2 260047	TRW
1.8	66	06/98→06/02	➔				
1.9 TDI	66	06/98→06/02	➔				
2.0	85	06/98→06/02	➔				
1.9 TDI	81	06/98→06/02	➔	→ 02/02		24.0101-4301.2 260047	TRW
 <b>Bremsschlauch</b>							
1.6	74	06/98→06/02	➔	→ 02/02	2	24.5105-0442.3 331432	L= 442
1.8	55	06/98→06/02	➔	→ 02/02	2	83.7836-0135.3 330816	L= 135
			➔	→ 02/02			
1.9 TDI	66	06/98→06/02	➔	→ 02/02	2	24.5105-0442.3 331432	L= 442
2.0	85	06/98→06/02	➔	→ 02/02	2	24.5105-0442.3 331432	L= 442
			➔	am Bremssattel; → 1E-X-016000	2	24.5170-0161.3 331308	L= 161
↓							


















	kw					! #		
<b>VW - GOLF IV Cabriolet (1E7) 06/98→06/02</b>								
 <b>Bremsschlauch</b>								
1.9 TDI	81	06/98→06/02	➡	1E-X-016001→; → 02/02	2	83.7836-0135.3	330816	L= 135
2.0	85	06/98→06/02	➡	→ 1E-X-016000	2	83.7836-0135.3	330816	L= 135
<b>VW - GOLF IV Van (1J1) 05/00→05/04</b>								
 <b>Bremssattel</b>								
1.9 TDI	66	05/00→09/02	←	☐; → 06/01; +PR 1LR,1LS,1LQ,1ZF / 1ZM	11.9541-9549.2	220575	ATE Ø 54 - Halter	
			←	☐; → 06/01; +PR 1LR,1LS,1LQ,1ZF / 1ZM	11.9541-9550.2	220576	ATE Ø 54 - Halter	
			➡	☐; → 1J-Y-238580; +PR 1KK,1KS,1KV / 1KQ,1KW	24.3384-1723.5	240842	TRW Ø 38 - Halter	
			➡	☐; → 1J-Y-238580; +PR 1KK,1KS,1KV / 1KQ,1KW	24.3384-1724.5	240843	TRW Ø 38 - Halter	
			➡	☐; 1J-Y-238581→; → 06/01; +PR 1KK,1KS,1KV / 1KQ,1KW	24.3384-1729.5	240816	TRW Ø 38 - Halter	
			➡	☐; 1J-Y-238581→; → 06/01; +PR 1KK,1KS,1KV / 1KQ,1KW	24.3384-1730.5	240817	TRW Ø 38 - Halter	
			➡	☐; → 06/01; +PR 1KY	24.3384-1745.5	240848	TRW Ø 38 - Halter	
			➡	☐; → 06/01; +PR 1KY	24.3384-1746.5	240849	TRW Ø 38 - Halter	
1.9 TDI	96	04/01→05/04	←	☐; → 06/01; +PR 1LR,1LS,1LQ,1ZF / 1ZM	11.9541-9549.2	220575	ATE Ø 54 - Halter	
			←	☐; → 06/01; +PR 1LR,1LS,1LQ,1ZF / 1ZM	11.9541-9550.2	220576	ATE Ø 54 - Halter	
			←	☐; → 10/03; +PR 1LE,1LN,1ZE,1ZH	24.3541-8523.5	240551	ATE Ø 54 - Halter	
			←	☐; → 10/03; +PR 1LE,1LN,1ZE,1ZH	24.3541-8524.5	240552	ATE Ø 54 - Halter	
			➡	☐; → 1J-Y-238580; +PR 1KK,1KS,1KV / 1KQ,1KW	24.3384-1723.5	240842	TRW Ø 38 - Halter	
			➡	☐; → 1J-Y-238580; +PR 1KK,1KS,1KV / 1KQ,1KW	24.3384-1724.5	240843	TRW Ø 38 - Halter	
			➡	☐; → 10/03; +PR 1KK,1KS,1KV / 1KQ,1KW	24.3384-1729.5	240816	TRW Ø 38 - Halter	
			➡	☐; 1J-Y-238581→; → 06/01; +PR 1KK,1KS,1KV / 1KQ,1KW	24.3384-1729.5	240816	TRW Ø 38 - Halter	
			➡	☐; 1J-Y-238581→; → 06/01; +PR 1KK,1KS,1KV / 1KQ,1KW	24.3384-1730.5	240817	TRW Ø 38 - Halter	
			➡	☐; → 10/03; +PR 1KK,1KS,1KV / 1KQ,1KW	24.3384-1730.5	240817	TRW Ø 38 - Halter	
			➡	☐; → 06/01; +PR 1KY	24.3384-1745.5	240848	TRW Ø 38 - Halter	
			➡	☐; → 10/03; +PR 1KY	24.3384-1745.5	240848	TRW Ø 38 - Halter	
➡	☐; → 06/01; +PR 1KY	24.3384-1746.5	240849	TRW Ø 38 - Halter				
➡	☐; → 10/03; +PR 1KY	24.3384-1746.5	240849	TRW Ø 38 - Halter				
<b>Halter, Bremssattel</b>								
1.9 TDI	96	04/01→05/04	←	→ 10/03; +PR 1LE,1LN,1ZE,1ZH	2	11.8170-0306.1	260102	ATE
<b>Feder, Bremssattel</b>								
1.9 TDI	96	04/01→05/04	←	→ 10/03; +PR 1LE,1LN,1ZE,1ZH	2	11.8116-0143.1	390513	ATE
<b>Führungshülzensatz, Bremssattel</b>								
1.9 TDI	66	05/00→09/02	←	→ 06/01; +PR 1LR,1LS,1LQ,1ZF / 1ZM		11.0101-5409.2	260035	ATE
1.9 TDI	96	04/01→05/04	←	→ 06/01; +PR 1LR,1LS,1LQ,1ZF / 1ZM		11.0101-5409.2	260035	ATE
			←	→ 10/03; +PR 1LE,1LN,1ZE,1ZH		11.0101-5409.2	260035	ATE
<b>Führungsbolzen, Bremssattel</b>								
1.9 TDI	66	05/00→09/02	←	→ 06/01; +PR 1LR,1LS,1LQ,1ZF / 1ZM		11.8171-0069.1	250152	ATE
1.9 TDI	96	04/01→05/04	←	→ 10/03; +PR 1LE,1LN,1ZE,1ZH		11.8171-0008.1	990049	ATE
			←	→ 06/01; +PR 1LR,1LS,1LQ,1ZF / 1ZM		11.8171-0069.1	250152	ATE
<b>Dichtungssatz, Bremssattel</b>								
1.9 TDI	96	04/01→05/04	←	→ 10/03; +PR 1LE,1LN,1ZE,1ZH		11.0441-5409.2	250031	ATE
 <b>Bremsschlauch</b>								
1.9 TDI	66	05/00→09/02	←	→ 06/01	2	24.5143-0439.3	331411	L= 439
			➡	☐ / am Bremssattel; → 06/01		24.1253-0010.3	331066	L= 233 mit Rohrleitung
↓								



	kw			 	! #		
<b>VW - GOLF IV Van (1J1) 05/00→05/04</b>							
 <b>Bremsschlauch</b>							
1.9 TDI	66	05/00→09/02	➡	☐ / am Bremssattel; → 06/01		24.1253-0020.3 331067	L= 233 mit Rohrleitung
			➡	→ 06/01	2	83.7858-0140.3 330837	L= 140
1.9 TDI	96	04/01→05/04	←	→ 10/03	2	24.5143-0439.3 331411	L= 439
			←	→ 06/01	2	24.5143-0439.3 331411	L= 439
			➡	☐ / am Bremssattel; → 10/03		24.1253-0010.3 331066	L= 233 mit Rohrleitung
			➡	☐ / am Bremssattel; → 06/01		24.1253-0010.3 331066	L= 233 mit Rohrleitung
			➡	☐ / am Bremssattel; → 06/01		24.1253-0020.3 331067	L= 233 mit Rohrleitung
			➡	☐ / am Bremssattel; → 10/03		24.1253-0020.3 331067	L= 233 mit Rohrleitung
			➡	→ 10/03	2	83.7858-0140.3 330837	L= 140
			➡	→ 06/01	2	83.7858-0140.3 330837	L= 140
<b>VW - GOLF IV Variant (1J5) 05/99→06/06</b>							
 <b>Bremssattel</b>							
1.4 16V	55	05/99→06/06	←	☐; +PR 1LR,1LS,1ZF,1ZP / 1ZM		11.9541-9549.2 220575	ATE Ø 54 - Halter
1.6	74	05/99→04/02	←	☐; +PR 1LR,1LS,1ZF,1ZP / 1ZM		11.9541-9550.2 220576	ATE Ø 54 - Halter
1.6	75	08/00→06/06	←	☐; +PR 1LR,1LS,1ZF,1ZP / 1ZM		11.9541-9550.2 220576	ATE Ø 54 - Halter
1.6 16V	77	02/00→06/06	➡	☐; → 1J-Y-238580; +PR 1KP,1KT		24.3414-1703.5 240830	TRW Ø 41 - Halter
1.9 SDI	50	05/99→06/06	➡	☐; → 1J-Y-238580; +PR 1KP,1KT		24.3414-1704.5 240831	TRW Ø 41 - Halter
1.9 TDI	66	05/99→05/06	➡	☐; → 1J-Y-238580; +PR 1KP,1KT		24.3414-1704.5 240831	TRW Ø 41 - Halter
1.9 TDI	81	05/99→06/01	➡	☐; 1J-Y-238581→; +PR 1KP, 1KT		24.3414-1705.5 240832	TRW Ø 41 - Halter
1.9 TDI	85	08/99→06/01	➡	☐; 1J-Y-238581→; +PR 1KP, 1KT		24.3414-1705.5 240832	TRW Ø 41 - Halter
2.0	85	05/99→06/06					
2.0 Bi-Fuel	85	02/02→06/06					
1.6 FSI	81	01/02→06/06	←	☐; +PR 1LR,1LS,1ZF,1ZP / 1ZM		11.9541-9549.2 220575	ATE Ø 54 - Halter
1.9 TDI	74	09/00→06/06	←	☐; +PR 1LR,1LS,1ZF,1ZP / 1ZM		11.9541-9550.2 220576	ATE Ø 54 - Halter
			➡	☐; +PR 1KP, 1KT		24.3414-1705.5 240832	TRW Ø 41 - Halter
1.8 4motion	92	05/99→06/06	←	☐; +PR 1LR,1LS,1ZF,1ZP / 1ZM		11.9541-9549.2 220575	ATE Ø 54 - Halter
1.9 TDI 4motion	66	05/99→04/02	←	☐; +PR 1LR,1LS,1ZF,1ZP / 1ZM		11.9541-9550.2 220576	ATE Ø 54 - Halter
1.9 TDI 4motion	74	09/00→06/06	←	☐; +PR 1LR,1LS,1ZF,1ZP / 1ZM		11.9541-9550.2 220576	ATE Ø 54 - Halter
2.0 4motion	85	10/00→06/06	➡	☐; +PR 2EE		24.3384-1745.5 240848	TRW Ø 38 - Halter
			➡	☐; +PR 2EE		24.3384-1746.5 240849	TRW Ø 38 - Halter
			➡	☐; +PR 1KE		24.3414-1705.5 240832	TRW Ø 41 - Halter
1.8 T	110	05/00→06/06	←	☐; +PR 1ZD,1ZE		24.3541-8523.5 240551	ATE Ø 54 - Halter
			←	☐; +PR 1ZD,1ZE		24.3541-8524.5 240552	ATE Ø 54 - Halter
			➡	☐; +PR 1KP, 1KT		24.3414-1705.5 240832	TRW Ø 41 - Halter
1.9 TDI	96	11/00→06/06	←	☐; 04/01→; +PR 1LR,1LS,1ZF,1ZP / 1ZM		11.9541-9549.2 220575	ATE Ø 54 - Halter
			←	☐; 04/01→; +PR 1LR,1LS,1ZF,1ZP / 1ZM		11.9541-9550.2 220576	ATE Ø 54 - Halter
			←	☐; 04/01→; +PR 1ZD,1ZE		24.3541-8523.5 240551	ATE Ø 54 - Halter
			←	☐; 04/01→; +PR 1ZD,1ZE		24.3541-8524.5 240552	ATE Ø 54 - Halter
			➡	☐; 04/01→; +PR 1KP, 1KT		24.3414-1705.5 240832	TRW Ø 41 - Halter
1.9 TDI	110	06/01→06/06	←	☐; +PR 1LR,1LS,1ZF,1ZP / 1ZM		11.9541-9549.2 220575	ATE Ø 54 - Halter
			←	☐; +PR 1LR,1LS,1ZF,1ZP / 1ZM		11.9541-9550.2 220576	ATE Ø 54 - Halter
			←	☐; +PR 1ZD,1ZE		24.3541-8523.5 240551	ATE Ø 54 - Halter
			←	☐; +PR 1ZD,1ZE		24.3541-8524.5 240552	ATE Ø 54 - Halter
			➡	☐; +PR 1KP, 1KT		24.3414-1705.5 240832	TRW Ø 41 - Halter
1.9 TDI 4motion	85	05/99→06/01	←	☐; 11/99→; +PR 1LR,1LS,1ZF,1ZP / 1ZM		11.9541-9549.2 220575	ATE Ø 54 - Halter
			←	☐; 11/99→; +PR 1LR,1LS,1ZF,1ZP / 1ZM		11.9541-9550.2 220576	ATE Ø 54 - Halter
			➡	☐; 11/99→; +PR 2EE		24.3384-1745.5 240848	TRW Ø 38 - Halter
			➡	☐; 11/99→; +PR 2EE		24.3384-1746.5 240849	TRW Ø 38 - Halter
			➡	☐; 11/99→; +PR 1KE		24.3414-1705.5 240832	TRW Ø 41 - Halter
1.9 TDI 4motion	96	11/00→06/06	←	☐; 04/01→; +PR 1ZD,1ZE		24.3541-8523.5 240551	ATE Ø 54 - Halter
			←	☐; 04/01→; +PR 1ZD,1ZE		24.3541-8524.5 240552	ATE Ø 54 - Halter
			➡	☐; 04/01→; +PR 2EE		24.3384-1745.5 240848	TRW Ø 38 - Halter
			➡	☐; 04/01→; +PR 2EE		24.3384-1746.5 240849	TRW Ø 38 - Halter
			➡	☐; 04/01→; +PR 1KE		24.3414-1705.5 240832	TRW Ø 41 - Halter
1.9 TDI 4motion	110	05/02→06/05	←	☐; +PR 1ZD,1ZE		24.3541-8523.5 240551	ATE Ø 54 - Halter



	kw			 	! #		
<b>VW - GOLF IV Variant (1J5) 05/99→06/06</b>							
<b> Bremssattel</b>							
2.3 V5 4motion 2.3 V5 4motion	110 125	05/99→06/06 10/00→06/06	← → → →	☐; +PR 1ZD,1ZE ☐; +PR 2EE ☐; +PR 2EE ☐; +PR 1KE		24.3541-8524.5 240552 24.3384-1745.5 240848 24.3384-1746.5 240849 24.3414-1705.5 240832	ATE Ø 54 - Halter TRW Ø 38 - Halter TRW Ø 38 - Halter TRW Ø 41 - Halter
2.0 4motion	88	12/99→06/06	← ← → → →	☐; 04/00→; +PR 1LR,1LS,1ZF,1ZP / 1ZM ☐; 04/00→; +PR 1LR,1LS,1ZF,1ZP / 1ZM ☐; 04/00→; +PR 2EE ☐; 04/00→; +PR 2EE ☐; 04/00→; +PR 1KE		11.9541-9549.2 220575 11.9541-9550.2 220576 24.3384-1745.5 240848 24.3384-1746.5 240849 24.3414-1705.5 240832	ATE Ø 54 - Halter ATE Ø 54 - Halter TRW Ø 38 - Halter TRW Ø 38 - Halter TRW Ø 41 - Halter
2.3 V5 2.3 V5	110 125	05/99→06/06 10/00→06/06	← ← → → →	☐; +PR 1ZD,1ZE ☐; +PR 1ZD,1ZE ☐; → 1J-Y-238580; +PR 1KP,1KT ☐; → 1J-Y-238580; +PR 1KP,1KT ☐; 1J-Y-238581→; +PR 1KP, 1KT		24.3541-8523.5 240551 24.3541-8524.5 240552 24.3414-1703.5 240830 24.3414-1704.5 240831 24.3414-1705.5 240832	ATE Ø 54 - Halter ATE Ø 54 - Halter TRW Ø 41 - Halter TRW Ø 41 - Halter TRW Ø 41 - Halter
2.8 V6 4motion	150	05/99→06/06	← ← → → →	☐ ☐ ☐; +PR 2EE ☐; +PR 2EE ☐; +PR 1KE		11.9541-9595.2 220501 11.9541-9596.2 220502 24.3384-1745.5 240848 24.3384-1746.5 240849 24.3414-1705.5 240832	ATE Ø 54 - Halter ATE Ø 54 - Halter TRW Ø 38 - Halter TRW Ø 38 - Halter TRW Ø 41 - Halter
<b>Halter, Bremssattel</b>							
1.8 T 1.9 TDI 1.9 TDI 4motion 2.3 V5 2.3 V5 2.3 V5 4motion 2.3 V5 4motion	110 110 110 110 125 110 125	05/00→06/06 06/01→06/06 05/02→06/05 05/99→06/06 10/00→06/06 05/99→06/06 10/00→06/06	←	+PR 1ZD,1ZE	2	11.8170-0306.1 260102	ATE
1.9 TDI 1.9 TDI 4motion	96 96	11/00→06/06 11/00→06/06	←	04/01→; +PR 1ZD,1ZE	2	11.8170-0306.1 260102	ATE
2.8 V6 4motion	150	05/99→06/06	←		2	11.0230-0451.1 260130	ATE
<b>Feder, Bremssattel</b>							
1.8 T 1.9 TDI 1.9 TDI 4motion 2.3 V5 2.3 V5 2.3 V5 4motion 2.3 V5 4motion	110 110 110 110 125 110 125	05/00→06/06 06/01→06/06 05/02→06/05 05/99→06/06 10/00→06/06 05/99→06/06 10/00→06/06		+PR 1ZD,1ZE	2	11.8116-0143.1 390513	ATE
1.9 TDI 1.9 TDI 4motion	96 96	11/00→06/06 11/00→06/06		04/01→; +PR 1ZD,1ZE	2	11.8116-0143.1 390513	ATE
2.8 V6 4motion	150	05/99→06/06	←		2	11.8116-0143.1 390513	ATE
<b>Führungshülzensatz, Bremssattel</b>							
1.4 16V 1.6 1.6 1.6 16V 1.6 FSI 1.8 4motion 1.9 SDI 1.9 TDI 1.9 TDI 1.9 TDI 1.9 TDI 1.9 TDI 1.9 TDI 4motion 1.9 TDI 4motion 2.0 2.0 4motion 2.0 Bi-Fuel	55 74 75 77 81 92 50 66 74 81 85 66 74 85 85 85	05/99→06/06 05/99→04/02 08/00→06/06 02/00→06/06 01/02→06/06 05/99→06/06 05/99→06/06 05/99→05/06 09/00→06/06 05/99→06/01 08/99→06/01 05/99→04/02 09/00→06/06 05/99→06/06 10/00→06/06 02/02→06/06	←	+PR 1LR,1LS,1ZF,1ZP / 1ZM		11.0101-5409.2 260035	ATE
1.8 T 1.9 TDI 4motion 2.3 V5 2.3 V5 2.3 V5 4motion 2.3 V5 4motion	110 110 110 125 110 125	05/00→06/06 05/02→06/05 05/99→06/06 10/00→06/06 05/99→06/06 10/00→06/06	←	+PR 1ZD,1ZE		11.0101-5409.2 260035	ATE
1.9 TDI	96	11/00→06/06	←	04/01→; +PR 1ZD,1ZE		11.0101-5409.2 260035	ATE
↓							

	kw			 	! #		
<b>VW - GOLF IV Variant (1J5) 05/99→06/06</b>							
<b>Führungshülzensatz, Bremsattel</b>							
1.9 TDI	96	11/00→06/06	←	04/01→; +PR 1LR,1LS,1ZF,1ZP / 1ZM		11.0101-5409.2 260035	ATE
1.9 TDI	110	06/01→06/06	←	+PR 1ZD,1ZE		11.0101-5409.2 260035	ATE
			←	+PR 1LR,1LS,1ZF,1ZP / 1ZM		11.0101-5409.2 260035	ATE
1.9 TDI 4motion	85	05/99→06/01	←	11/99→; +PR 1LR,1LS,1ZF,1ZP / 1ZM		11.0101-5409.2 260035	ATE
1.9 TDI 4motion	96	11/00→06/06	←	04/01→; +PR 1ZD,1ZE		11.0101-5409.2 260035	ATE
2.0 4motion	88	12/99→06/06	←	04/00→; +PR 1LR,1LS,1ZF,1ZP / 1ZM		11.0101-5409.2 260035	ATE
2.8 V6 4motion	150	05/99→06/06	←			11.0101-5409.2 260035	ATE
<b>Führungsbolzen, Bremsattel</b>							
1.4 16V	55	05/99→06/06	←	+PR 1LR,1LS,1ZF,1ZP / 1ZM		11.8171-0069.1 250152	ATE
1.6	74	05/99→04/02					
1.6	75	08/00→06/06					
1.6 16V	77	02/00→06/06					
1.6 FSI	81	01/02→06/06					
1.8 4motion	92	05/99→06/06					
1.9 SDI	50	05/99→06/06					
1.9 TDI	66	05/99→05/06					
1.9 TDI	74	09/00→06/06					
1.9 TDI	81	05/99→06/01					
1.9 TDI	85	08/99→06/01					
1.9 TDI 4motion	66	05/99→04/02					
1.9 TDI 4motion	74	09/00→06/06					
2.0	85	05/99→06/06					
2.0 4motion	85	10/00→06/06					
2.0 Bi-Fuel	85	02/02→06/06					
1.8 T	110	05/00→06/06	←	+PR 1ZD,1ZE		11.8171-0008.1 990049	ATE
1.9 TDI 4motion	110	05/02→06/05					
2.3 V5	110	05/99→06/06					
2.3 V5	125	10/00→06/06					
2.3 V5 4motion	110	05/99→06/06					
2.3 V5 4motion	125	10/00→06/06					
1.9 TDI	96	11/00→06/06	←	04/01→; +PR 1ZD,1ZE		11.8171-0008.1 990049	ATE
			←	04/01→; +PR 1LR,1LS,1ZF,1ZP / 1ZM		11.8171-0069.1 250152	ATE
1.9 TDI	110	06/01→06/06	←	+PR 1ZD,1ZE		11.8171-0008.1 990049	ATE
			←	+PR 1LR,1LS,1ZF,1ZP / 1ZM		11.8171-0069.1 250152	ATE
1.9 TDI 4motion	85	05/99→06/01	←	11/99→; +PR 1LR,1LS,1ZF,1ZP / 1ZM		11.8171-0069.1 250152	ATE
1.9 TDI 4motion	96	11/00→06/06	←	04/01→; +PR 1ZD,1ZE		11.8171-0008.1 990049	ATE
2.0 4motion	88	12/99→06/06	←	04/00→; +PR 1LR,1LS,1ZF,1ZP / 1ZM		11.8171-0069.1 250152	ATE
2.8 V6 4motion	150	05/99→06/06	←			11.8171-0008.1 990049	ATE
<b>Dichtungssatz, Bremsattel</b>							
1.8 T	110	05/00→06/06	←	+PR 1ZD,1ZE		11.0441-5409.2 250031	ATE
1.9 TDI	110	06/01→06/06					
1.9 TDI 4motion	110	05/02→06/05					
2.3 V5	110	05/99→06/06					
2.3 V5	125	10/00→06/06					
2.3 V5 4motion	110	05/99→06/06					
2.3 V5 4motion	125	10/00→06/06					
1.9 TDI	96	11/00→06/06	←	04/01→; +PR 1ZD,1ZE		11.0441-5409.2 250031	ATE
1.9 TDI 4motion	96	11/00→06/06					
2.8 V6 4motion	150	05/99→06/06	←			11.0441-5409.2 250031	ATE
<b>Bremsschlauch</b>							
1.4 16V	55	05/99→06/06	←		2	24.5143-0439.3 331411	L= 439
1.6	74	05/99→04/02					
1.6	75	08/00→06/06	→	☐ / am Bremsattel		24.1253-0010.3 331066	L= 233 mit Rohrleitung
1.6 16V	77	02/00→06/06	→	☐ / am Bremsattel		24.1253-0020.3 331067	L= 233 mit Rohrleitung
1.6 FSI	81	01/02→06/06					
1.8 T	110	05/00→06/06	→		2	83.7858-0140.3 330837	L= 140
1.9 SDI	50	05/99→06/06					
1.9 TDI	66	05/99→05/06					
1.9 TDI	74	09/00→06/06					
1.9 TDI	81	05/99→06/01					
1.9 TDI	85	08/99→06/01					
1.9 TDI	110	06/01→06/06					
2.0	85	05/99→06/06					
2.0 Bi-Fuel	85	02/02→06/06					
2.3 V5	110	05/99→06/06					
2.3 V5	125	10/00→06/06					
1.8 4motion	92	05/99→06/06	←		2	24.5143-0569.3 331398	L= 569
1.9 TDI 4motion	66	05/99→04/02					
1.9 TDI 4motion	74	09/00→06/06	→		2	83.7858-0140.3 330837	L= 140
1.9 TDI 4motion	110	05/02→06/05					



**VW - GOLF IV Variant (1J5) 05/99→06/06**

**Bremsschlauch**









2.0 4motion	85	10/00→06/06	←		2	24.5143-0569.3	331398	L= 569
2.3 V5 4motion	110	05/99→06/06	→		2	83.7858-0140.3	330837	L= 140
2.3 V5 4motion	125	10/00→06/06						
2.8 V6 4motion	150	05/99→06/06						
1.9 TDI	96	11/00→06/06	←	04/01→	2	24.5143-0439.3	331411	L= 439
			→	□ / am Bremssattel; 04/01→		24.1253-0010.3	331066	L= 233 mit Rohrleitung
			→	□ / am Bremssattel; 04/01→		24.1253-0020.3	331067	L= 233 mit Rohrleitung
			→	04/01→	2	83.7858-0140.3	330837	L= 140
1.9 TDI 4motion	85	05/99→06/01	←	11/99→	2	24.5143-0569.3	331398	L= 569
			→	11/99→	2	83.7858-0140.3	330837	L= 140
1.9 TDI 4motion	96	11/00→06/06	←	04/01→	2	24.5143-0569.3	331398	L= 569
			→	04/01→	2	83.7858-0140.3	330837	L= 140
2.0 4motion	88	12/99→06/06	←	04/00→	2	24.5143-0569.3	331398	L= 569
			→	04/00→	2	83.7858-0140.3	330837	L= 140

**VW - GOLF V (1K1) 10/03→02/09**








**Bremssattel**








1.4 16V 1.4 FSI 1.6 FSI	55	10/03→05/06	←	□; +PR 1ZF;1ZM;1ZC		11.9541-9549.2	220575	ATE Ø 54 - Halter	
	66	10/03→07/06	←	□; +PR 1ZF;1ZM;1ZC		11.9541-9550.2	220576	ATE Ø 54 - Halter	
	85	10/03→07/08	←	□; +PR 1LL;1LV		11.9541-9553.2	220563	ATE Ø 54 - Halter	
				←	□; +PR 1ZE;1ZP		11.9541-9553.2	220563	ATE Ø 54 - Halter
				←	□; +PR 1LJ;1ZD		11.9541-9553.2	220563	ATE Ø 54 - Halter
				←	□; +PR 1LL;1LV		11.9541-9554.2	220564	ATE Ø 54 - Halter
				←	□; +PR 1LJ;1ZD		11.9541-9554.2	220564	ATE Ø 54 - Halter
				←	□; +PR 1ZE;1ZP		11.9541-9554.2	220564	ATE Ø 54 - Halter
				←	□; +PR 1LK;1LM		24.3576-9995.5	240962	ATE Ø 57 - Halter
				←	□; +PR 1LK;1LM		24.3576-9996.5	240963	ATE Ø 57 - Halter
				→	□; +PR 1KD;1KQ		24.3384-1755.5	240886	TRW Ø 38 - Halter
				→	□; +PR 1KD;1KQ		24.3384-1756.5	240887	TRW Ø 38 - Halter
				→	□; +PR 1KZ		24.3387-1717.5	240872	TRW Ø 38 - Halter
							24.3387-1717.7	220757	TRW Ø 38 - Halter
				→	□; +PR 1KZ		24.3387-1718.5	240873	TRW Ø 38 - Halter
			→	□; +PR 1KE;1KF;1KV;1KY		24.3414-1709.5	240834	TRW Ø 41 - Halter	
			→	□; +PR 1KE;1KF;1KV;1KY		24.3414-1710.5	240835	TRW Ø 41 - Halter	
1.4 16V 1.4 TSI 1.4 TSI 1.4 TSI 1.6 1.6 MultiFuel 1.9 TDI 1.9 TDI 2.0 FSI 2.0 GTI 2.0 GTI 2.0 SDI 2.0 TDI 2.0 TDI 2.0 TDI 2.0 TDI 16V 2.5	59	05/06→11/08	←	□; +PR 1ZF;1ZM;1ZC; → 09/08		11.9541-9549.2	220575	ATE Ø 54 - Halter	
	90	05/07→11/08	←	□; +PR 1ZF;1ZM;1ZC; → 09/08		11.9541-9550.2	220576	ATE Ø 54 - Halter	
	103	05/06→11/08	←	□; +PR 1ZE;1ZP; → 09/08		11.9541-9553.2	220563	ATE Ø 54 - Halter	
	125	11/05→11/08	←	□; +PR 1LL;1LV; → 09/08		11.9541-9553.2	220563	ATE Ø 54 - Halter	
	75	01/04→11/08	←	□; +PR 1LJ;1ZD; → 09/08		11.9541-9554.2	220564	ATE Ø 54 - Halter	
	75	10/07→11/08	←	□; +PR 1LL;1LV; → 09/08		11.9541-9554.2	220564	ATE Ø 54 - Halter	
	66	05/04→11/08	←	□; +PR 1LJ;1ZD; → 09/08		11.9541-9554.2	220564	ATE Ø 54 - Halter	
	77	10/03→11/08	←	□; +PR 1LJ;1ZD; → 09/08		11.9541-9554.2	220564	ATE Ø 54 - Halter	
	110	01/04→11/08	←	□; +PR 1LL;1LV; → 09/08		11.9541-9554.2	220564	ATE Ø 54 - Halter	
	147	10/04→02/09	←	□; +PR 1ZE;1ZP; → 09/08		11.9541-9554.2	220564	ATE Ø 54 - Halter	
	169	09/06→12/08	←	□; +PR 1LJ;1ZD; → 09/08		11.9541-9554.2	220564	ATE Ø 54 - Halter	
	55	01/04→11/08	←	□; +PR 1LK;1LM; → 09/08		24.3576-9995.5	240962	ATE Ø 57 - Halter	
	100	10/03→11/08	←	□; +PR 1LK;1LM; → 09/08		24.3576-9996.5	240963	ATE Ø 57 - Halter	
	103	12/04→11/08	←	□; +PR 1LK;1LM; → 09/08		24.3576-9996.5	240963	ATE Ø 57 - Halter	
	125	11/05→11/08	←	□; +PR 1KD;1KQ; → 09/08		24.3384-1755.5	240886	TRW Ø 38 - Halter	
	103	10/03→11/08	←	□; +PR 1KD;1KQ; → 09/08		24.3384-1756.5	240887	TRW Ø 38 - Halter	
	110	06/05→11/08	→	□; +PR 1KZ; → 09/08		24.3387-1717.5	240872	TRW Ø 38 - Halter	
			→	□; +PR 1KZ; → 09/08		24.3387-1717.7	220757	TRW Ø 38 - Halter	
			→	□; +PR 1KZ; → 09/08		24.3387-1718.5	240873	TRW Ø 38 - Halter	
			→	□; +PR 1KE;1KF;1KV;1KY; → 09/08		24.3414-1709.5	240834	TRW Ø 41 - Halter	
			→	□; +PR 1KE;1KF;1KV;1KY; → 09/08		24.3414-1710.5	240835	TRW Ø 41 - Halter	
1.8 GTI 2.0	132	08/06→11/08	←	□; → 09/08; +PR 1ZF,1ZM,1ZC		11.9541-9549.2	220575	ATE Ø 54 - Halter	
	85	08/06→11/08	←	□; → 09/08; +PR 1ZF,1ZM,1ZC		11.9541-9550.2	220576	ATE Ø 54 - Halter	
			←	□; → 09/08; +PR 1ZE,1ZP		11.9541-9553.2	220563	ATE Ø 54 - Halter	
			←	□; → 09/08; +PR 1LJ,1ZD		11.9541-9553.2	220563	ATE Ø 54 - Halter	

↓

	kw			 	! #		
<b>VW - GOLF V (1K1) 10/03→02/09</b>							
<b> Bremssattel</b>							
1.8 GTI 2.0	132 85	08/06→11/08 08/06→11/08	←	☐; → 09/08; +PR 1LL,1LV	11.9541-9553.2	220563	ATE Ø 54 - Halter
			←	☐; → 09/08; +PR 1LJ,1ZD	11.9541-9554.2	220564	ATE Ø 54 - Halter
			←	☐; → 09/08; +PR 1ZE,1ZP	11.9541-9554.2	220564	ATE Ø 54 - Halter
			←	☐; → 09/08; +PR 1LL,1LV	11.9541-9554.2	220564	ATE Ø 54 - Halter
			←	☐; → 09/08; +PR 1LK,1LM	24.3576-9995.5	240962	ATE Ø 57 - Halter
			←	☐; → 09/08; +PR 1LK,1LM	24.3576-9996.5	240963	ATE Ø 57 - Halter
			→	☐; → 09/08; +PR 1KD,1KQ	24.3384-1755.5	240886	TRW Ø 38 - Halter
			→	☐; → 09/08; +PR 1KD,1KQ	24.3384-1756.5	240887	TRW Ø 38 - Halter
			→	☐; +PR 1KZ; → 09/08	24.3387-1717.5	240872	TRW Ø 38 - Halter
			→		24.3387-1717.7	220757	TRW Ø 38 - Halter
			→	☐; +PR 1KZ; → 09/08	24.3387-1718.5	240873	TRW Ø 38 - Halter
			→	☐; → 09/08; +PR 1KE,1KF,1KV,1KY	24.3414-1709.5	240834	TRW Ø 41 - Halter
→	☐; → 09/08; +PR 1KE,1KF,1KV,1KY	24.3414-1710.5	240835	TRW Ø 41 - Halter			
1.9 TDI 4motion 2.0 FSI 4motion 2.0 TDI 16V 4motion 2.0 TDI 4motion 3.2 R32 4motion	77 110 103 103 184	08/04→11/08 08/04→11/08 08/04→11/08 08/04→11/08 11/05→11/08	←	☐; +PR 1ZF;1ZM;1ZC; → 09/08	11.9541-9549.2	220575	ATE Ø 54 - Halter
			←	☐; +PR 1ZF;1ZM;1ZC; → 09/08	11.9541-9550.2	220576	ATE Ø 54 - Halter
			←	☐; +PR 1ZE;1ZP; → 09/08	11.9541-9553.2	220563	ATE Ø 54 - Halter
			←	☐; +PR 1LL;1LV; → 09/08	11.9541-9553.2	220563	ATE Ø 54 - Halter
			←	☐; +PR 1LJ;1ZD; → 09/08	11.9541-9553.2	220563	ATE Ø 54 - Halter
			←	☐; +PR 1LJ;1ZD; → 09/08	11.9541-9554.2	220564	ATE Ø 54 - Halter
			←	☐; +PR 1ZE;1ZP; → 09/08	11.9541-9554.2	220564	ATE Ø 54 - Halter
			←	☐; +PR 1LL;1LV; → 09/08	11.9541-9554.2	220564	ATE Ø 54 - Halter
			←	☐; +PR 1LK;1LM; → 09/08	24.3576-9995.5	240962	ATE Ø 57 - Halter
			←	☐; +PR 1LK;1LM; → 09/08	24.3576-9996.5	240963	ATE Ø 57 - Halter
			→	☐; +PR 1KE;1KF;1KV;1KY; → 09/08	24.3414-1709.5	240834	TRW Ø 41 - Halter
			→	☐; +PR 1KE;1KF;1KV;1KY; → 09/08	24.3414-1710.5	240835	TRW Ø 41 - Halter
3.2	184	09/05→11/08	←	☐; 11/05→ 09/08; +PR 1ZF;1ZM;1ZC	11.9541-9549.2	220575	ATE Ø 54 - Halter
			←	☐; 11/05→ 09/08; +PR 1ZF;1ZM;1ZC	11.9541-9550.2	220576	ATE Ø 54 - Halter
			←	☐; 11/05→ 09/08; +PR 1LL;1LV	11.9541-9553.2	220563	ATE Ø 54 - Halter
			←	☐; 11/05→ 09/08; +PR 1LJ;1ZD	11.9541-9553.2	220563	ATE Ø 54 - Halter
			←	☐; 11/05→ 09/08; +PR 1ZE;1ZP	11.9541-9553.2	220563	ATE Ø 54 - Halter
			←	☐; 11/05→ 09/08; +PR 1ZE;1ZP	11.9541-9554.2	220564	ATE Ø 54 - Halter
			←	☐; 11/05→ 09/08; +PR 1LJ;1ZD	11.9541-9554.2	220564	ATE Ø 54 - Halter
			←	☐; 11/05→ 09/08; +PR 1LL;1LV	11.9541-9554.2	220564	ATE Ø 54 - Halter
			←	☐; 11/05→ 09/08; +PR 1LK;1LM	24.3576-9995.5	240962	ATE Ø 57 - Halter
			←	☐; 11/05→ 09/08; +PR 1LK;1LM	24.3576-9996.5	240963	ATE Ø 57 - Halter
			→	☐; 11/05→ 09/08; +PR 1KE;1KF;1KV;1KY	24.3414-1709.5	240834	TRW Ø 41 - Halter
			→	☐; 11/05→ 09/08; +PR 1KE;1KF;1KV;1KY	24.3414-1710.5	240835	TRW Ø 41 - Halter
<b>Halter, Bremssattel</b>							
1.4 16V	55	10/03→05/06	←	+PR 1LJ;1ZD	11.0230-0131.1	260129	ATE
1.4 FSI	66	10/03→07/06	←	+PR 1LL;1LV	11.0230-0131.1	260129	ATE
1.6 FSI	85	10/03→07/08	←	+PR 1LJ;1ZD; → 09/08	11.0230-0131.1	260129	ATE
1.4 16V	59	05/06→11/08	←	+PR 1LL;1LV; → 09/08	11.0230-0131.1	260129	ATE
1.4 TSI	90	05/07→11/08					
1.4 TSI	103	05/06→11/08					
1.4 TSI	125	11/05→11/08					
1.6	75	01/04→11/08					
1.6 MultiFuel	75	10/07→11/08					
1.9 TDI	66	05/04→11/08					
1.9 TDI	77	10/03→11/08					
1.9 TDI 4motion	77	08/04→11/08					
2.0 FSI	110	01/04→11/08					
2.0 FSI 4motion	110	08/04→11/08					
2.0 GTI	147	10/04→02/09					
2.0 GTI	169	09/06→12/08					
2.0 SDI	55	01/04→11/08					
2.0 TDI	100	10/03→11/08					
2.0 TDI	103	12/04→11/08					
2.0 TDI	125	11/05→11/08					
2.0 TDI 16V	103	10/03→11/08					
↓							



	kW			 	! #		
<b>VW - GOLF V (1K1) 10/03→02/09</b>							
<b>Halter, Bremssattel</b>							
2.0 TDI 16V 4motion	103	08/04→11/08	←	+PR 1LJ;1ZD; → 09/08		11.0230-0131.1 260129	ATE
2.0 TDI 4motion	103	08/04→11/08	←	+PR 1LL;1LV; → 09/08		11.0230-0131.1 260129	ATE
2.5	110	06/05→11/08	←				
3.2 R32 4motion	184	11/05→11/08	←				
1.8 GTI	132	08/06→11/08	←	→ 09/08; +PR 1LL,1LV		11.0230-0131.1 260129	ATE
2.0	85	08/06→11/08	←	→ 09/08; +PR 1LJ,1ZD		11.0230-0131.1 260129	ATE
3.2	184	09/05→11/08	←	11/05→ 09/08; +PR 1LL;1LV		11.0230-0131.1 260129	ATE
			←	11/05→ 09/08; +PR 1LJ;1ZD		11.0230-0131.1 260129	ATE
<b>Feder, Bremssattel</b>							
1.4 16V	55	10/03→05/06	←	+PR 1LL;1LV	2	11.8116-0351.1 390538	ATE
1.4 FSI	66	10/03→07/06	←	+PR 1LJ;1ZD	2	11.8116-0351.1 390538	ATE
1.6 FSI	85	10/03→07/08	←	+PR 1ZE;1ZP	2	11.8116-0351.1 390538	ATE
			←	+PR 1LK;1LM	2	11.8116-0410.2 390589	ATE
1.4 16V	59	05/06→11/08	←	+PR 1LL;1LV; → 09/08	2	11.8116-0351.1 390538	ATE
1.4 TSI	90	05/07→11/08	←	+PR 1ZE;1ZP; → 09/08	2	11.8116-0351.1 390538	ATE
1.4 TSI	103	05/06→11/08	←				
1.4 TSI	125	11/05→11/08	←	+PR 1LJ;1ZD; → 09/08	2	11.8116-0351.1 390538	ATE
1.6	75	01/04→11/08	←				
1.6 MultiFuel	75	10/07→11/08	←	+PR 1LK;1LM; → 09/08	2	11.8116-0410.2 390589	ATE
1.9 TDI	66	05/04→11/08	←				
1.9 TDI	77	10/03→11/08	←				
1.9 TDI 4motion	77	08/04→11/08	←				
2.0 FSI	110	01/04→11/08	←				
2.0 FSI 4motion	110	08/04→11/08	←				
2.0 GTI	147	10/04→02/09	←				
2.0 GTI	169	09/06→12/08	←				
2.0 SDI	55	01/04→11/08	←				
2.0 TDI	100	10/03→11/08	←				
2.0 TDI	103	12/04→11/08	←				
2.0 TDI	125	11/05→11/08	←				
2.0 TDI 16V	103	10/03→11/08	←				
2.0 TDI 16V 4motion	103	08/04→11/08	←				
2.0 TDI 4motion	103	08/04→11/08	←				
2.5	110	06/05→11/08	←				
3.2 R32 4motion	184	11/05→11/08	←				
1.8 GTI	132	08/06→11/08	←	→ 09/08; +PR 1LL,1LV	2	11.8116-0351.1 390538	ATE
2.0	85	08/06→11/08	←	→ 09/08; +PR 1ZE,1ZP	2	11.8116-0351.1 390538	ATE
			←	→ 09/08; +PR 1LJ,1ZD	2	11.8116-0351.1 390538	ATE
			←	→ 09/08; +PR 1LK,1LM	2	11.8116-0410.2 390589	ATE
3.2	184	09/05→11/08	←	11/05→ 09/08; +PR 1LJ;1ZD	2	11.8116-0351.1 390538	ATE
			←	11/05→ 09/08; +PR 1ZE;1ZP	2	11.8116-0351.1 390538	ATE
			←	11/05→ 09/08; +PR 1LL;1LV	2	11.8116-0351.1 390538	ATE
			←	11/05→ 09/08; +PR 1LK;1LM	2	11.8116-0410.2 390589	ATE
<b>Führungshülzensatz, Bremssattel</b>							
1.4 16V	55	10/03→05/06	←	+PR 1ZE;1ZP		11.0101-5409.2 260035	ATE
1.4 FSI	66	10/03→07/06	←	+PR 1LJ;1ZD		11.0101-5409.2 260035	ATE
1.6 FSI	85	10/03→07/08	←	+PR 1LL;1LV		11.0101-5409.2 260035	ATE
			←	+PR 1LK;1LM		11.0101-5409.2 260035	ATE
			←	+PR 1ZF;1ZM;1ZC		11.0101-5409.2 260035	ATE
1.4 16V	59	05/06→11/08	←	+PR 1LJ;1ZD; → 09/08		11.0101-5409.2 260035	ATE
1.4 TSI	90	05/07→11/08	←				
1.4 TSI	103	05/06→11/08	←	+PR 1ZE;1ZP; → 09/08		11.0101-5409.2 260035	ATE
1.4 TSI	125	11/05→11/08	←	+PR 1ZF;1ZM;1ZC; → 09/08		11.0101-5409.2 260035	ATE
1.6	75	01/04→11/08	←				
1.6 MultiFuel	75	10/07→11/08	←	+PR 1LK;1LM; → 09/08		11.0101-5409.2 260035	ATE
1.9 TDI	66	05/04→11/08	←				
1.9 TDI	77	10/03→11/08	←	+PR 1LL;1LV; → 09/08		11.0101-5409.2 260035	ATE
1.9 TDI 4motion	77	08/04→11/08	←				
2.0 FSI	110	01/04→11/08	←				
2.0 FSI 4motion	110	08/04→11/08	←				
2.0 GTI	147	10/04→02/09	←				
2.0 GTI	169	09/06→12/08	←				
2.0 SDI	55	01/04→11/08	←				
2.0 TDI	100	10/03→11/08	←				
2.0 TDI	103	12/04→11/08	←				
2.0 TDI	125	11/05→11/08	←				
2.0 TDI 16V	103	10/03→11/08	←				
2.0 TDI 16V 4motion	103	08/04→11/08	←				
2.0 TDI 4motion	103	08/04→11/08	←				
↓							

	kw			 	! #		
<b>VW - GOLF V (1K1) 10/03→02/09</b>							
<b>Führungshülzensatz, Bremssattel</b>							
2.5 3.2 R32 4motion	110	06/05→11/08	←	+PR 1LJ;1ZD; → 09/08		11.0101-5409.2 260035	ATE
	184	11/05→11/08	←	+PR 1ZE;1ZP; → 09/08		11.0101-5409.2 260035	ATE
			←	+PR 1ZF;1ZM;1ZC; → 09/08		11.0101-5409.2 260035	ATE
			←	+PR 1LK;1LM; → 09/08		11.0101-5409.2 260035	ATE
			←	+PR 1LL;1LV; → 09/08		11.0101-5409.2 260035	ATE
1.8 GTI 2.0	132	08/06→11/08	←	→ 09/08; +PR 1ZF,1ZM,1ZC		11.0101-5409.2 260035	ATE
	85	08/06→11/08	←	→ 09/08; +PR 1LL,1LV		11.0101-5409.2 260035	ATE
			←	→ 09/08; +PR 1ZE,1ZP		11.0101-5409.2 260035	ATE
			←	→ 09/08; +PR 1LK,1LM		11.0101-5409.2 260035	ATE
			←	→ 09/08; +PR 1LJ,1ZD		11.0101-5409.2 260035	ATE
3.2	184	09/05→11/08	←	11/05→ 09/08; +PR 1LK;1LM		11.0101-5409.2 260035	ATE
			←	11/05→ 09/08; +PR 1LL;1LV		11.0101-5409.2 260035	ATE
			←	11/05→ 09/08; +PR 1ZE;1ZP		11.0101-5409.2 260035	ATE
			←	11/05→ 09/08; +PR 1LJ;1ZD		11.0101-5409.2 260035	ATE
			←	11/05→ 09/08; +PR 1ZF;1ZM;1ZC		11.0101-5409.2 260035	ATE
<b>Führungsbolzen, Bremssattel</b>							
1.4 16V 1.4 FSI 1.6 FSI	55	10/03→05/06		+PR 1ZE;1ZP		11.8171-0008.1 990049	ATE
	66	10/03→07/06		+PR 1LL;1LV		11.8171-0008.1 990049	ATE
	85	10/03→07/08		+PR 1LJ;1ZD		11.8171-0008.1 990049	ATE
				+PR 1LK;1LM		11.8171-0008.1 990049	ATE
				+PR 1ZF;1ZM;1ZC		11.8171-0069.1 250152	ATE
1.4 16V 1.4 TSI 1.4 TSI 1.4 TSI 1.6 1.6 MultiFuel 1.9 TDI 1.9 TDI 1.9 TDI 4motion 2.0 FSI 2.0 FSI 4motion 2.0 GTI 2.0 GTI 2.0 SDI 2.0 TDI 2.0 TDI 2.0 TDI 2.0 TDI 16V 2.0 TDI 16V 4motion 2.0 TDI 4motion 2.5 3.2 R32 4motion	59	05/06→11/08		+PR 1LL;1LV; → 09/08		11.8171-0008.1 990049	ATE
	90	05/07→11/08		+PR 1LK;1LM; → 09/08		11.8171-0008.1 990049	ATE
	103	05/06→11/08		+PR 1LJ;1ZD; → 09/08		11.8171-0008.1 990049	ATE
	125	11/05→11/08		+PR 1LJ;1ZD; → 09/08		11.8171-0008.1 990049	ATE
	75	01/04→11/08		+PR 1ZE;1ZP; → 09/08		11.8171-0008.1 990049	ATE
	75	10/07→11/08		+PR 1ZE;1ZP; → 09/08		11.8171-0008.1 990049	ATE
	66	05/04→11/08		+PR 1ZF;1ZM;1ZC; → 09/08		11.8171-0069.1 250152	ATE
	77	10/03→11/08					
	77	08/04→11/08					
	110	01/04→11/08					
	110	08/04→11/08					
	147	10/04→02/09					
	169	09/06→12/08					
	55	01/04→11/08					
	100	10/03→11/08					
	103	12/04→11/08					
	125	11/05→11/08					
103	10/03→11/08						
103	08/04→11/08						
103	08/04→11/08						
110	06/05→11/08						
184	11/05→11/08						
1.8 GTI 2.0	132	08/06→11/08		→ 09/08; +PR 1LL,1LV		11.8171-0008.1 990049	ATE
	85	08/06→11/08		→ 09/08; +PR 1LJ,1ZD		11.8171-0008.1 990049	ATE
				→ 09/08; +PR 1ZE,1ZP		11.8171-0008.1 990049	ATE
				→ 09/08; +PR 1LK,1LM		11.8171-0008.1 990049	ATE
				→ 09/08; +PR 1ZF,1ZM,1ZC		11.8171-0069.1 250152	ATE
3.2	184	09/05→11/08		11/05→ 09/08; +PR 1LK;1LM		11.8171-0008.1 990049	ATE
				11/05→ 09/08; +PR 1ZE;1ZP		11.8171-0008.1 990049	ATE
				11/05→ 09/08; +PR 1LL;1LV		11.8171-0008.1 990049	ATE
				11/05→ 09/08; +PR 1LJ;1ZD		11.8171-0008.1 990049	ATE
				11/05→ 09/08; +PR 1ZF;1ZM;1ZC		11.8171-0069.1 250152	ATE
<b>Zubehörsatz, Bremssattel</b>							
1.4 16V 1.4 FSI 1.6 FSI	55	10/03→05/06	→	+PR 1KZ		24.0101-3803.2 260101	TRW
	66	10/03→07/06					
	85	10/03→07/08					
1.4 16V 1.4 TSI 1.4 TSI 1.4 TSI 1.6 1.6 MultiFuel 1.8 GTI 1.9 TDI 1.9 TDI ↓	59	05/06→11/08	→	+PR 1KZ; → 09/08		24.0101-3803.2 260101	TRW
	90	05/07→11/08					
	103	05/06→11/08					
	125	11/05→11/08					
	75	01/04→11/08					
	75	10/07→11/08					
	132	08/06→11/08					
	66	05/04→11/08					
77	10/03→11/08						





### VW - GOLF V (1K1) 10/03→02/09

#### Zubehörsatz, Bremssattel

2.0	85	08/06→11/08	➔	+PR 1KZ; → 09/08				
2.0 FSI	110	01/04→11/08				24.0101-3803.2	260101	TRW
2.0 GTI	147	10/04→02/09						
2.0 GTI	169	09/06→12/08						
2.0 SDI	55	01/04→11/08						
2.0 TDI	100	10/03→11/08						
2.0 TDI	103	12/04→11/08						
2.0 TDI	125	11/05→11/08						
2.0 TDI 16V	103	10/03→11/08						
2.5	110	06/05→11/08						

#### Bremsschlauch

1.4 16V	55	10/03→05/06	←					
1.4 FSI	66	10/03→07/06			2	24.5143-0564.3	331433	L= 564
1.6 FSI	85	10/03→07/08	➔		2	24.5204-0233.3	331430	L= 233
1.4 16V	59	05/06→11/08	←	→ 09/08	2	24.5143-0564.3	331433	L= 564
1.4 TSI	90	05/07→11/08	➔	→ 09/08	2	24.5204-0233.3	331430	L= 233
1.4 TSI	103	05/06→11/08						
1.4 TSI	125	11/05→11/08						
1.6	75	01/04→11/08						
1.6 MultiFuel	75	10/07→11/08						
1.8 GTI	132	08/06→11/08						
1.9 TDI	66	05/04→11/08						
1.9 TDI	77	10/03→11/08						
2.0	85	08/06→11/08						
2.0 FSI	110	01/04→11/08						
2.0 GTI	147	10/04→02/09						
2.0 GTI	169	09/06→12/08						
2.0 SDI	55	01/04→11/08						
2.0 TDI	100	10/03→11/08						
2.0 TDI	103	12/04→11/08						
2.0 TDI	125	11/05→11/08						
2.0 TDI 16V	103	10/03→11/08						
2.5	110	06/05→11/08						
1.9 TDI 4motion	77	08/04→11/08	←	→ 09/08; +PR 1ZE,1ZP	2	24.5143-0564.3	331433	L= 564
			←	→ 09/08; +PR 1LK;1LM	2	83.7849-0502.3	331125	L= 504
			➔	→ 09/08	2	24.5204-0233.3	331430	L= 233
			➔	08/06→ 09/08	2	24.5204-0233.3	331430	L= 233
2.0 FSI 4motion	110	08/04→11/08	←	→ 09/08; +PR 1ZE,1ZP	2	24.5143-0564.3	331433	L= 564
2.0 TDI 16V 4motion	103	08/04→11/08	←	→ 09/08; +PR 1LK;1LM	2	83.7849-0502.3	331125	L= 504
2.0 TDI 4motion	103	08/04→11/08	←	→ 09/08; +PR 1LK;1LM	2	83.7849-0502.3	331125	L= 504
3.2 R32 4motion	184	11/05→11/08	➔	→ 09/08	2	24.5204-0233.3	331430	L= 233
3.2	184	09/05→11/08	←	11/05→ 09/08; +PR 1ZE,1ZP	2	24.5143-0564.3	331433	L= 564
			←	11/05→ 09/08; +PR 1LK;1LM	2	83.7849-0502.3	331125	L= 504
			➔	11/05→ 09/08	2	24.5204-0233.3	331430	L= 233

### VW - GOLF V Variant (1K5) 01/07→07/09

#### Bremssattel

1.4	59	06/07→07/09	←	☐; → 06/09; +PR 1ZM				
1.4 TSI	90	06/07→07/09	←	☐; → 06/09; +PR 1ZM	11.9541-9549.2	220575	ATE Ø 54 - Halter	
1.4 TSI	103	06/07→07/09	←	☐; → 06/09; +PR 1ZM	11.9541-9550.2	220576	ATE Ø 54 - Halter	
1.4 TSI	118	07/08→07/09	←	☐; → 06/09; +PR 1LJ;1ZD	11.9541-9553.2	220563	ATE Ø 54 - Halter	
1.4 TSI	125	06/07→07/09	←	☐; → 06/09; +PR 1ZE;1ZP	11.9541-9553.2	220563	ATE Ø 54 - Halter	
1.6	75	06/07→07/09	←	☐; → 06/09; +PR 1ZE;1ZP	11.9541-9553.2	220563	ATE Ø 54 - Halter	
1.6 MultiFuel	75	11/07→07/09	←	☐; → 06/09; +PR 1LJ;1ZD	11.9541-9554.2	220564	ATE Ø 54 - Halter	
1.9 TDI	77	06/07→07/09	←	☐; → 06/09; +PR 1LJ;1ZD	11.9541-9554.2	220564	ATE Ø 54 - Halter	
1.9 TDI 4motion	77	01/08→07/09	←	☐; → 06/09; +PR 1ZE;1ZP	11.9541-9554.2	220564	ATE Ø 54 - Halter	
2.0	147	06/07→07/09	➔	☐; → 06/09; +PR 1KE,1KF,1KJ,1KV	24.3414-1709.5	240834	TRW Ø 41 - Halter	
2.0 TDI	100	06/07→07/09	➔	☐; → 06/09; +PR 1KE,1KF,1KJ,1KV	24.3414-1710.5	240835	TRW Ø 41 - Halter	
2.0 TDI	103	06/07→07/09	➔	☐; → 06/09; +PR 1KE,1KF,1KJ,1KV	24.3414-1710.5	240835	TRW Ø 41 - Halter	
2.0 TDI 16V	103	06/07→07/09	➔	☐; → 06/09; +PR 1KE,1KF,1KJ,1KV	24.3414-1710.5	240835	TRW Ø 41 - Halter	

#### Halter, Bremssattel

1.4	59	06/07→07/09	←	→ 06/09; +PR 1LJ;1ZD				
1.4 TSI	90	06/07→07/09			2	11.0230-0131.1	260129	ATE
1.4 TSI	103	06/07→07/09						
1.4 TSI	118	07/08→07/09						
1.4 TSI	125	06/07→07/09						
1.6	75	06/07→07/09						
1.6 MultiFuel	75	11/07→07/09						
1.9 TDI	77	06/07→07/09						
1.9 TDI 4motion	77	01/08→07/09						
2.0	147	06/07→07/09						
2.0 TDI	100	06/07→07/09						
2.0 TDI	103	06/07→07/09						
2.0 TDI 16V	103	06/07→07/09						

**VW - GOLF V Variant (1K5) 01/07→07/09**

**Feder, Bremssattel**

1.4	59	06/07→07/09	←	→ 06/09; +PR 1ZE;1ZP	2	11.8116-0351.1	390538	ATE
1.4 TSI	90	06/07→07/09	←	→ 06/09; +PR 1LJ;1ZD	2	11.8116-0351.1	390538	ATE
1.4 TSI	103	06/07→07/09						
1.4 TSI	118	07/08→07/09						
1.4 TSI	125	06/07→07/09						
1.6	75	06/07→07/09						
1.6 MultiFuel	75	11/07→07/09						
1.9 TDI	77	06/07→07/09						
1.9 TDI 4motion	77	01/08→07/09						
2.0	147	06/07→07/09						
2.0 TDI	100	06/07→07/09						
2.0 TDI	103	06/07→07/09						
2.0 TDI 16V	103	06/07→07/09						

**Führungshülsensatz, Bremssattel**

1.4	59	06/07→07/09	←	→ 06/09; +PR 1ZM		11.0101-5409.2	260035	ATE
1.4 TSI	90	06/07→07/09	←	→ 06/09; +PR 1LJ;1ZD		11.0101-5409.2	260035	ATE
1.4 TSI	103	06/07→07/09						
1.4 TSI	118	07/08→07/09	←	→ 06/09; +PR 1ZE;1ZP		11.0101-5409.2	260035	ATE
1.4 TSI	125	06/07→07/09						
1.6	75	06/07→07/09						
1.6 MultiFuel	75	11/07→07/09						
1.9 TDI	77	06/07→07/09						
1.9 TDI 4motion	77	01/08→07/09						
2.0	147	06/07→07/09						
2.0 TDI	100	06/07→07/09						
2.0 TDI	103	06/07→07/09						
2.0 TDI 16V	103	06/07→07/09						

**Führungsbolzen, Bremssattel**

1.4	59	06/07→07/09		→ 06/09; +PR 1ZE;1ZP		11.8171-0008.1	990049	ATE
1.4 TSI	90	06/07→07/09		→ 06/09; +PR 1LJ;1ZD		11.8171-0008.1	990049	ATE
1.4 TSI	103	06/07→07/09						
1.4 TSI	118	07/08→07/09		→ 06/09; +PR 1ZM		11.8171-0069.1	250152	ATE
1.4 TSI	125	06/07→07/09						
1.6	75	06/07→07/09						
1.6 MultiFuel	75	11/07→07/09						
1.9 TDI	77	06/07→07/09						
1.9 TDI 4motion	77	01/08→07/09						
2.0	147	06/07→07/09						
2.0 TDI	100	06/07→07/09						
2.0 TDI	103	06/07→07/09						
2.0 TDI 16V	103	06/07→07/09						









**Bremsschlauch**

1.4	59	06/07→07/09	←	→ 06/09	2	24.5143-0564.3	331433	L= 564
1.4 TSI	90	06/07→07/09	→	→ 06/09	2	24.5204-0233.3	331430	L= 233
1.4 TSI	103	06/07→07/09						
1.4 TSI	118	07/08→07/09						
1.4 TSI	125	06/07→07/09						
1.6	75	06/07→07/09						
1.6 MultiFuel	75	11/07→07/09						
1.9 TDI	77	06/07→07/09						
1.9 TDI 4motion	77	01/08→07/09						
2.0	147	06/07→07/09						
2.0 TDI	100	06/07→07/09						
2.0 TDI	103	06/07→07/09						
2.0 TDI 16V	103	06/07→07/09						








**VW - GOLF VI (5K1) 10/08→11/13**








**Bremssattel**










1.2 TSI	63	05/10→11/12	←	☐; +PR 1ZF		11.9541-9549.2	220575	ATE Ø 54 - Halter
2.0 GTI	173	05/11→11/12	←	☐; +PR 1ZF		11.9541-9550.2	220576	ATE Ø 54 - Halter
			←	☐; +PR 1ZE,1ZP		11.9541-9553.2	220563	ATE Ø 54 - Halter
			←	☐; +PR 1LJ,1LL,1LV,1ZA / 1ZB,1ZD		11.9541-9553.2	220563	ATE Ø 54 - Halter
			←	☐; +PR 1ZE,1ZP		11.9541-9554.2	220564	ATE Ø 54 - Halter
			←	☐; +PR 1LJ,1LL,1LV,1ZA / 1ZB,1ZD		11.9541-9554.2	220564	ATE Ø 54 - Halter
			←	☐; +PR 1LM		24.3576-9995.5	240962	ATE Ø 57 - Halter
			←	☐; +PR 1LM		24.3576-9996.5	240963	ATE Ø 57 - Halter
			→	☐; +PR 1KD		24.3384-1755.5	240886	TRW Ø 38 - Halter
			→	☐; +PR 1KD		24.3384-1756.5	240887	TRW Ø 38 - Halter
			→	☐; +PR 1KY,1KV		24.3387-1729.5	240878	TRW Ø 38 - Halter
			→	☐; +PR 1KY,1KV		24.3387-1730.5	240879	TRW Ø 38 - Halter
1.2 TSI	77	11/08→11/12	←	☐; 05/09→; +PR 1ZF		11.9541-9549.2	220575	ATE Ø 54 - Halter

	kw			 	! #		
<b>VW - GOLF VI (5K1) 10/08→11/13</b>							
<b> Bremssattel</b>							
1.2 TSI	77	11/08→11/12	←	☐; 05/09→; +PR 1ZF	11.9541-9550.2	220576	ATE Ø 54 - Halter
			←	☐; 05/09→; +PR 1LJ,1LL,1LV,1ZA / 1ZB,1ZD	11.9541-9553.2	220563	ATE Ø 54 - Halter
			←	☐; 05/09→; +PR 1ZE,1ZP	11.9541-9553.2	220563	ATE Ø 54 - Halter
			←	☐; 05/09→; +PR 1LJ,1LL,1LV,1ZA / 1ZB,1ZD	11.9541-9554.2	220564	ATE Ø 54 - Halter
			←	☐; 05/09→; +PR 1ZE,1ZP	11.9541-9554.2	220564	ATE Ø 54 - Halter
			←	☐; 05/09→; +PR 1LM	24.3576-9995.5	240962	ATE Ø 57 - Halter
			←	☐; 05/09→; +PR 1LM	24.3576-9996.5	240963	ATE Ø 57 - Halter
			→	☐; 05/09→; +PR 1KD	24.3384-1755.5	240886	TRW Ø 38 - Halter
			→	☐; 05/09→; +PR 1KD	24.3384-1756.5	240887	TRW Ø 38 - Halter
			→	☐; 05/09→ 10/09; +PR 1KZ	24.3387-1717.5	240872	TRW Ø 38 - Halter
			→		24.3387-1717.7	220757	TRW Ø 38 - Halter
			→	☐; 05/09→ 10/09; +PR 1KZ	24.3387-1718.5	240873	TRW Ø 38 - Halter
			→	☐; 11/09→; +PR 1KY,1KV	24.3387-1729.5	240878	TRW Ø 38 - Halter
			→	☐; 11/09→; +PR 1KY,1KV	24.3387-1730.5	240879	TRW Ø 38 - Halter
			→	☐; 05/09→ 10/09; +PR 1KE,1KF	24.3414-1709.5	240834	TRW Ø 41 - Halter
→	☐; 05/09→ 10/09; +PR 1KE,1KF	24.3414-1710.5	240835	TRW Ø 41 - Halter			
1.4	59	10/08→11/12	←	☐; +PR 1ZF	11.9541-9549.2	220575	ATE Ø 54 - Halter
1.4 TSI	90	10/08→11/12	←	☐; +PR 1ZF	11.9541-9550.2	220576	ATE Ø 54 - Halter
1.4 TSI	118	10/08→11/12	←	☐; +PR 1ZF	11.9541-9550.2	220576	ATE Ø 54 - Halter
1.6	75	10/08→11/12	←	☐; +PR 1LJ,1LL,1LV,1ZA / 1ZB,1ZD	11.9541-9553.2	220563	ATE Ø 54 - Halter
1.6 BiFuel	75	03/09→11/12	←	☐; +PR 1LJ,1LL,1LV,1ZA / 1ZB,1ZD	11.9541-9553.2	220563	ATE Ø 54 - Halter
1.6 MultiFuel	75	10/08→11/12	←	☐; +PR 1ZE,1ZP	11.9541-9553.2	220563	ATE Ø 54 - Halter
1.6 TDI	66	02/09→11/12	←	☐; +PR 1LJ,1LL,1LV,1ZA / 1ZB,1ZD	11.9541-9554.2	220564	ATE Ø 54 - Halter
1.6 TDI	77	02/09→11/12	←	☐; +PR 1LJ,1LL,1LV,1ZA / 1ZB,1ZD	11.9541-9554.2	220564	ATE Ø 54 - Halter
1.8 TSI	118	06/09→01/11	←	☐; +PR 1ZE,1ZP	11.9541-9554.2	220564	ATE Ø 54 - Halter
2.0 GTi	147	06/09→11/13	←	☐; +PR 1LM	24.3576-9995.5	240962	ATE Ø 57 - Halter
2.0 GTi	155	04/09→11/12	←	☐; +PR 1LM	24.3576-9995.5	240962	ATE Ø 57 - Halter
2.0 TDI	81	10/08→11/12	←	☐; +PR 1LM	24.3576-9996.5	240963	ATE Ø 57 - Halter
2.0 TDI	100	10/08→11/12	←	☐; +PR 1LM	24.3576-9996.5	240963	ATE Ø 57 - Halter
2.0 TDI	103	10/08→05/13	→	☐; +PR 1KD	24.3384-1755.5	240886	TRW Ø 38 - Halter
2.0 TDI	125	04/09→11/12	→	☐; +PR 1KD	24.3384-1756.5	240887	TRW Ø 38 - Halter
			→	☐; → 10/09; +PR 1KZ	24.3387-1717.5	240872	TRW Ø 38 - Halter
			→		24.3387-1717.7	220757	TRW Ø 38 - Halter
			→	☐; → 10/09; +PR 1KZ	24.3387-1718.5	240873	TRW Ø 38 - Halter
			→	☐; 11/09→; +PR 1KY,1KV	24.3387-1729.5	240878	TRW Ø 38 - Halter
			→	☐; 11/09→; +PR 1KY,1KV	24.3387-1730.5	240879	TRW Ø 38 - Halter
			→	☐; → 10/09; +PR 1KE,1KF	24.3414-1709.5	240834	TRW Ø 41 - Halter
			→	☐; → 10/09; +PR 1KE,1KF	24.3414-1710.5	240835	TRW Ø 41 - Halter
2.0 R 4motion	188	11/09→11/13	←	☐; +PR 1ZF	11.9541-9549.2	220575	ATE Ø 54 - Halter
2.0 R 4motion	195	11/09→05/11	←	☐; +PR 1ZF	11.9541-9550.2	220576	ATE Ø 54 - Halter
2.0 R 4motion	199	11/09→11/12	←	☐; +PR 1LJ,1LL,1LV,1ZA / 1ZB,1ZD	11.9541-9553.2	220563	ATE Ø 54 - Halter
			←	☐; +PR 1ZE,1ZP	11.9541-9553.2	220563	ATE Ø 54 - Halter
			←	☐; +PR 1LJ,1LL,1LV,1ZA / 1ZB,1ZD	11.9541-9554.2	220564	ATE Ø 54 - Halter
			←	☐; +PR 1ZE,1ZP	11.9541-9554.2	220564	ATE Ø 54 - Halter
			←	☐; +PR 1LM	24.3576-9995.5	240962	ATE Ø 57 - Halter
			←	☐; +PR 1LM	24.3576-9996.5	240963	ATE Ø 57 - Halter
2.0 TDI 4motion	103	05/09→11/12	←	☐; +PR 1ZF	11.9541-9549.2	220575	ATE Ø 54 - Halter
			←	☐; +PR 1ZF	11.9541-9550.2	220576	ATE Ø 54 - Halter
			←	☐; +PR 1LJ,1LL,1LV,1ZA / 1ZB,1ZD	11.9541-9553.2	220563	ATE Ø 54 - Halter
			←	☐; +PR 1ZE,1ZP	11.9541-9553.2	220563	ATE Ø 54 - Halter
			←	☐; +PR 1LJ,1LL,1LV,1ZA / 1ZB,1ZD	11.9541-9554.2	220564	ATE Ø 54 - Halter
			←	☐; +PR 1ZE,1ZP	11.9541-9554.2	220564	ATE Ø 54 - Halter
			←	☐; +PR 1LM	24.3576-9995.5	240962	ATE Ø 57 - Halter
			←	☐; +PR 1LM	24.3576-9996.5	240963	ATE Ø 57 - Halter
			→	☐; → 10/09; +PR 1KE,1KF	24.3414-1709.5	240834	TRW Ø 41 - Halter
			→	☐; → 10/09; +PR 1KE,1KF	24.3414-1710.5	240835	TRW Ø 41 - Halter








↓








	kw			 	! #		
<b>VW - GOLF VI (5K1) 10/08→11/13</b>							
<b>Halter, Bremssattel</b>							
1.2 TSI	63	05/10→11/12	←	+PR 1LJ,1LL,1LV,1ZA / 1ZB,1ZD		11.0230-0131.1	260129 ATE
1.4	59	10/08→11/12					
1.4 TSI	90	10/08→11/12					
1.4 TSI	118	10/08→11/12					
1.6	75	10/08→11/12					
1.6 BiFuel	75	03/09→11/12					
1.6 MultiFuel	75	10/08→11/12					
1.6 TDI	66	02/09→11/12					
1.6 TDI	77	02/09→11/12					
1.8 TSI	118	06/09→01/11					
2.0 GTi	147	06/09→11/13					
2.0 GTi	155	04/09→11/12					
2.0 GTi	173	05/11→11/12					
2.0 R 4motion	188	11/09→11/13					
2.0 R 4motion	195	11/09→05/11					
2.0 R 4motion	199	11/09→11/12					
2.0 TDI	81	10/08→11/12					
2.0 TDI	100	10/08→11/12					
2.0 TDI	103	10/08→05/13					
2.0 TDI	125	04/09→11/12					
2.0 TDI 4motion	103	05/09→11/12					
1.2 TSI	77	11/08→11/12	←	05/09→; +PR 1LJ,1LL,1LV,1ZA / 1ZB,1ZD		11.0230-0131.1	260129 ATE
<b>Feder, Bremssattel</b>							
1.2 TSI	63	05/10→11/12		+PR 1LJ,1LL,1LV,1ZA / 1ZB,1ZD	2	11.8116-0351.1	390538 ATE
1.4	59	10/08→11/12					
1.4 TSI	90	10/08→11/12		+PR 1ZE,1ZP	2	11.8116-0351.1	390538 ATE
1.4 TSI	118	10/08→11/12		+PR 1LM	2	11.8116-0410.2	390589 ATE
1.6	75	10/08→11/12					
1.6 BiFuel	75	03/09→11/12					
1.6 MultiFuel	75	10/08→11/12					
1.6 TDI	66	02/09→11/12					
1.6 TDI	77	02/09→11/12					
1.8 TSI	118	06/09→01/11					
2.0 GTi	147	06/09→11/13					
2.0 GTi	155	04/09→11/12					
2.0 GTi	173	05/11→11/12					
2.0 R 4motion	188	11/09→11/13					
2.0 R 4motion	195	11/09→05/11					
2.0 R 4motion	199	11/09→11/12					
2.0 TDI	81	10/08→11/12					
2.0 TDI	100	10/08→11/12					
2.0 TDI	103	10/08→05/13					
2.0 TDI	125	04/09→11/12					
2.0 TDI 4motion	103	05/09→11/12					
1.2 TSI	77	11/08→11/12		05/09→; +PR 1LJ,1LL,1LV,1ZA / 1ZB,1ZD	2	11.8116-0351.1	390538 ATE
				05/09→; +PR 1ZE,1ZP	2	11.8116-0351.1	390538 ATE
				05/09→; +PR 1LM	2	11.8116-0410.2	390589 ATE
<b>Führungshülzensatz, Bremssattel</b>							
1.2 TSI	63	05/10→11/12	←	+PR 1ZF		11.0101-5409.2	260035 ATE
1.4	59	10/08→11/12					
1.4 TSI	90	10/08→11/12	←	+PR 1ZE,1ZP		11.0101-5409.2	260035 ATE
1.4 TSI	118	10/08→11/12	←	+PR 1ZK		11.0101-5409.2	260035 ATE
1.6	75	10/08→11/12					
1.6 BiFuel	75	03/09→11/12	←	+PR 1LJ,1LL,1LV,1ZA / 1ZB,1ZD		11.0101-5409.2	260035 ATE
1.6 MultiFuel	75	10/08→11/12					
1.6 TDI	66	02/09→11/12	←	+PR 1LM		11.0101-5409.2	260035 ATE
1.6 TDI	77	02/09→11/12					
1.8 TSI	118	06/09→01/11					
2.0 GTi	147	06/09→11/13					
2.0 GTi	155	04/09→11/12					
2.0 GTi	173	05/11→11/12					
2.0 R 4motion	188	11/09→11/13					
2.0 R 4motion	195	11/09→05/11					
2.0 R 4motion	199	11/09→11/12					
2.0 TDI	81	10/08→11/12					
2.0 TDI	100	10/08→11/12					
2.0 TDI	103	10/08→05/13					
2.0 TDI	125	04/09→11/12					
2.0 TDI 4motion	103	05/09→11/12					
1.2 TSI	77	11/08→11/12	←	05/09→; +PR 1LM		11.0101-5409.2	260035 ATE
			←	05/09→; +PR 1LJ,1LL,1LV,1ZA / 1ZB,1ZD		11.0101-5409.2	260035 ATE
			←	05/09→; +PR 1ZK		11.0101-5409.2	260035 ATE
			←	05/09→; +PR 1ZF		11.0101-5409.2	260035 ATE
			←	05/09→; +PR 1ZE,1ZP		11.0101-5409.2	260035 ATE
↓							








	kw			 	! #		
<b>VW - GOLF VI (5K1) 10/08→11/13</b>							
<b>Führungsbolzen, Bremsattel</b>							
1.2 TSI	63	05/10→11/12		+PR 1LM		11.8171-0008.1 990049	ATE
1.4	59	10/08→11/12		+PR 1ZK		11.8171-0008.1 990049	ATE
1.4 TSI	90	10/08→11/12		+PR 1ZE,1ZP		11.8171-0008.1 990049	ATE
1.4 TSI	118	10/08→11/12		+PR 1LJ,1LL,1LV,1ZA / 1ZB,1ZD		11.8171-0008.1 990049	ATE
1.6	75	10/08→11/12		+PR 1ZF		11.8171-0069.1 250152	ATE
1.6 BiFuel	75	03/09→11/12					
1.6 MultiFuel	75	10/08→11/12					
1.6 TDI	66	02/09→11/12					
1.6 TDI	77	02/09→11/12					
1.8 TSI	118	06/09→01/11					
2.0 GTi	147	06/09→11/13					
2.0 GTi	155	04/09→11/12					
2.0 GTi	173	05/11→11/12					
2.0 R 4motion	188	11/09→11/13					
2.0 R 4motion	195	11/09→05/11					
2.0 R 4motion	199	11/09→11/12					
2.0 TDI	81	10/08→11/12					
2.0 TDI	100	10/08→11/12					
2.0 TDI	103	10/08→05/13					
2.0 TDI	125	04/09→11/12					
2.0 TDI 4motion	103	05/09→11/12					
1.2 TSI	77	11/08→11/12		05/09→; +PR 1LM		11.8171-0008.1 990049	ATE
				05/09→; +PR 1LJ,1LL,1LV,1ZA / 1ZB,1ZD		11.8171-0008.1 990049	ATE
				05/09→; +PR 1ZK		11.8171-0008.1 990049	ATE
				05/09→; +PR 1ZE,1ZP		11.8171-0008.1 990049	ATE
				05/09→; +PR 1ZF		11.8171-0069.1 250152	ATE
<b>Zubehörsatz, Bremsattel</b>							
1.2 TSI	77	11/08→11/12		05/09→ 10/09; +PR 1KZ		24.0101-3803.2 260101	TRW
1.4	59	10/08→11/12		→ 10/09; +PR 1KZ		24.0101-3803.2 260101	TRW
1.4 TSI	90	10/08→11/12					
1.4 TSI	118	10/08→11/12					
1.6	75	10/08→11/12					
1.6 BiFuel	75	03/09→11/12					
1.6 MultiFuel	75	10/08→11/12					
1.6 TDI	66	02/09→11/12					
1.6 TDI	77	02/09→11/12					
1.8 TSI	118	06/09→01/11					
2.0 GTi	147	06/09→11/13					
2.0 GTi	155	04/09→11/12					
2.0 TDI	81	10/08→11/12					
2.0 TDI	100	10/08→11/12					
2.0 TDI	103	10/08→05/13					
2.0 TDI	125	04/09→11/12					
<b>Bremsschlauch</b>							
1.2 TSI	63	05/10→11/12	←	+PR 1LJ,1LL,1LV,1ZA / 1ZB,1ZD,1ZE,1ZF / 1ZP	2	24.5143-0564.3 331433	L= 564
			←	+PR 1ZK	2	83.7849-0502.3 331125	L= 504
			→	+PR 1KD	2	24.5204-0233.3 331430	L= 233
			→	☐; +PR 1KD		83.7847-0254.3 331233	L= 255
			→	☐; +PR 1KD		83.7847-0257.3 331234	L= 255
1.2 TSI	77	11/08→11/12	←	05/09→; +PR 1LJ,1LL,1LV,1ZA / 1ZB,1ZD,1ZE,1ZF / 1ZP	2	24.5143-0564.3 331433	L= 564
			←	05/09→; +PR 1ZK	2	83.7849-0502.3 331125	L= 504
			→	05/09→ 10/09; +PR 1KE,1KF,1KV,1KY / 1KZ	2	24.5204-0233.3 331430	L= 233
			→	05/09→; +PR 1KD	2	24.5204-0233.3 331430	L= 233
			→	☐; 11/09→; +PR 1KD		83.7847-0254.3 331233	L= 255
			→	☐; 11/09→; +PR 1KD		83.7847-0257.3 331234	L= 255
1.4	59	10/08→11/12	←	+PR 1LJ,1LL,1LV,1ZA / 1ZB,1ZD,1ZE,1ZF / 1ZP	2	24.5143-0564.3 331433	L= 564
1.4 TSI	90	10/08→11/12	←	+PR 1ZK	2	83.7849-0502.3 331125	L= 504
1.4 TSI	118	10/08→11/12	←	+PR 1ZK	2	83.7849-0502.3 331125	L= 504
1.6	75	10/08→11/12	→	+PR 1KD	2	24.5204-0233.3 331430	L= 233
1.6 BiFuel	75	03/09→11/12	→	+PR 1KD	2	24.5204-0233.3 331430	L= 233
1.6 MultiFuel	75	10/08→11/12	→	→ 10/09; +PR 1KE,1KF,1KV,1KY / 1KZ	2	24.5204-0233.3 331430	L= 233
1.6 TDI	77	02/09→11/12	→	→ 10/09; +PR 1KE,1KF,1KV,1KY / 1KZ	2	24.5204-0233.3 331430	L= 233
2.0 GTi	147	06/09→11/13	→	☐; 11/09→; +PR 1KS,1KT		83.7847-0254.3 331233	L= 255
2.0 GTi	155	04/09→11/12	→	☐; 11/09→; +PR 1KS,1KT		83.7847-0254.3 331233	L= 255
2.0 TDI	81	10/08→11/12	→	☐; 11/09→; +PR 1KS,1KT		83.7847-0257.3 331234	L= 255
2.0 TDI	100	10/08→11/12	→	☐; 11/09→; +PR 1KS,1KT		83.7847-0257.3 331234	L= 255
2.0 TDI	103	10/08→05/13	→	☐; 11/09→; +PR 1KS,1KT		83.7847-0257.3 331234	L= 255
2.0 TDI	125	04/09→11/12	→	☐; 11/09→; +PR 1KS,1KT		83.7847-0257.3 331234	L= 255
↓							









	kw			 	! #			
<b>VW - GOLF VI (5K1) 10/08→11/13</b>								
 <b>Bremsschlauch</b>								
1.6 TDI	66	02/09→11/12	←	+PR 1LJ,1LL,1LV,1ZA / 1ZB,1ZD,1ZE,1ZF / 1ZP	2	24.5143-0564.3	331433	L= 564
			←	+PR 1ZK	2	83.7849-0502.3	331125	L= 504
			→	+PR 1KD	2	24.5204-0233.3	331430	L= 233
			→	→ 10/09; +PR 1KD	2	24.5204-0233.3	331430	L= 233
			→	☐; 11/09→; +PR 1KS,1KT		83.7847-0254.3	331233	L= 255
			→	☐; 11/09→; +PR 1KS,1KT		83.7847-0257.3	331234	L= 255
1.8 TSI	118	06/09→01/11	←	+PR 1LJ,1LL,1LV,1ZA / 1ZB,1ZD,1ZE,1ZF / 1ZP	2	24.5143-0564.3	331433	L= 564
			←	+PR 1ZK	2	83.7849-0502.3	331125	L= 504
			→	+PR 1KD	2	24.5204-0233.3	331430	L= 233
			→	→ 10/09; +PR 1KE,1KF,1KV,1KY / 1KZ	2	24.5204-0233.3	331430	L= 233
			→	☐; +PR 1KS,1KT		83.7847-0254.3	331233	L= 255
			→	☐; +PR 1KS,1KT		83.7847-0257.3	331234	L= 255
2.0 GTI	173	05/11→11/12	←	+PR 1LJ,1LL,1LV,1ZA / 1ZB,1ZD,1ZE,1ZF / 1ZP	2	24.5143-0564.3	331433	L= 564
			←	+PR 1ZK	2	83.7849-0502.3	331125	L= 504
			→	+PR 1KD	2	24.5204-0233.3	331430	L= 233
			→	☐; +PR 1KS,1KT		83.7847-0254.3	331233	L= 255
			→	☐; +PR 1KS,1KT		83.7847-0257.3	331234	L= 255
			2.0 R 4motion 2.0 R 4motion 2.0 R 4motion	188 195 199	11/09→11/13 11/09→05/11 11/09→11/12	←	+PR 1LJ,1LL,1LV,1ZA / 1ZB,1ZD,1ZE,1ZF / 1ZP	2
		←		+PR 1ZK	2	83.7849-0502.3	331125	L= 504
		→		+PR 1KF,1KW	2	24.5204-0233.3	331430	L= 233
		→		☐; +PR 1KS		83.7847-0254.3	331233	L= 255
		→		☐; +PR 1KS		83.7847-0257.3	331234	L= 255
2.0 TDI 4motion	103	05/09→11/12		←	+PR 1LJ,1LL,1LV,1ZA / 1ZB,1ZD,1ZE,1ZF / 1ZP	2	24.5143-0564.3	331433
			←	+PR 1ZK	2	83.7849-0502.3	331125	L= 504
			→	→ 10/09; +PR 1KF	2	24.5204-0233.3	331430	L= 233
			→	☐; 11/09→; +PR 1KS		83.7847-0254.3	331233	L= 255
			→	☐; 11/09→; +PR 1KS		83.7847-0257.3	331234	L= 255
			<b>VW - GOLF VI Cabriolet (517) 03/11→</b>					
 <b>Bremssattel</b>								
1.2 TSI 1.4 TSI 1.6 TDI	77 118 77	03/11→11/13 03/11→ 03/11→	←	☐; 06/11→; +PR 1ZA,1ZD,1ZB		11.9541-9553.2	220563	ATE Ø 54 - Halter
			←	☐; 06/11→; +PR 1ZE,1ZP		11.9541-9553.2	220563	ATE Ø 54 - Halter
			←	☐; 06/11→; +PR 1ZA,1ZD,1ZB		11.9541-9554.2	220564	ATE Ø 54 - Halter
			←	☐; 06/11→; +PR 1ZE,1ZP		11.9541-9554.2	220564	ATE Ø 54 - Halter
			→	☐; 06/11→; +PR 1KD		24.3384-1755.5	240886	TRW Ø 38 - Halter
			→	☐; 06/11→; +PR 1KD		24.3384-1756.5	240887	TRW Ø 38 - Halter
1.2 TSI 16V 1.4 TSI 1.4 TSI 1.4 TSI 2.0 GTI 2.0 R 2.0 TDI 2.0 TDI 2.0 TDI 2.0 TSI	77 90 92 110 155 195 81 103 110 162	11/13→ 11/11→ 11/13→ 11/13→ 11/11→ 01/13→ 11/13→ 11/11→ 11/13→ 11/13→	←	☐; +PR 1ZA,1ZD,1ZB		11.9541-9553.2	220563	ATE Ø 54 - Halter
			←	☐; +PR 1ZE,1ZP		11.9541-9553.2	220563	ATE Ø 54 - Halter
			←	☐; +PR 1ZA,1ZD,1ZB		11.9541-9554.2	220564	ATE Ø 54 - Halter
			←	☐; +PR 1ZE,1ZP		11.9541-9554.2	220564	ATE Ø 54 - Halter
			←	☐; +PR 1ZE,1ZP		11.9541-9554.2	220564	ATE Ø 54 - Halter
			→	☐; +PR 1KD		24.3384-1755.5	240886	TRW Ø 38 - Halter
			→	☐; +PR 1KD		24.3384-1756.5	240887	TRW Ø 38 - Halter
			→	☐; +PR 1KD		24.3384-1756.5	240887	TRW Ø 38 - Halter
<b>Halter, Bremssattel</b>								
1.2 TSI 1.4 TSI 1.6 TDI	77 118 77	03/11→11/13 03/11→ 03/11→	←	06/11→; +PR 1ZA,1ZD,1ZB		11.0230-0131.1	260129	ATE
			←	+PR 1ZA,1ZD,1ZB		11.0230-0131.1	260129	ATE
1.2 TSI 16V 1.4 TSI 1.4 TSI 1.4 TSI 2.0 GTI 2.0 R 2.0 TDI 2.0 TDI ↓	77 90 92 110 155 195 81 103	11/13→ 11/11→ 11/13→ 11/13→ 11/11→ 01/13→ 11/13→ 11/11→	←	+PR 1ZA,1ZD,1ZB		11.0230-0131.1	260129	ATE
			←	+PR 1ZA,1ZD,1ZB		11.0230-0131.1	260129	ATE
			←	+PR 1ZA,1ZD,1ZB		11.0230-0131.1	260129	ATE
			←	+PR 1ZA,1ZD,1ZB		11.0230-0131.1	260129	ATE
			←	+PR 1ZA,1ZD,1ZB		11.0230-0131.1	260129	ATE
			←	+PR 1ZA,1ZD,1ZB		11.0230-0131.1	260129	ATE
			←	+PR 1ZA,1ZD,1ZB		11.0230-0131.1	260129	ATE
			←	+PR 1ZA,1ZD,1ZB		11.0230-0131.1	260129	ATE










	kw			 	! #		
<b>VW - GOLF VI Cabriolet (517) 03/11→</b>							
<b>Halter, Bremssattel</b>							
2.0 TDI	110	11/13→	←	+PR 1ZA,1ZD,1ZB		11.0230-0131.1	260129 ATE
2.0 TSI	162	11/13→					
<b>Feder, Bremssattel</b>							
1.2 TSI	77	03/11→11/13		06/11→; +PR 1ZA,1ZD,1ZB	2	11.8116-0351.1	390538 ATE
1.4 TSI	118	03/11→					
1.6 TDI	77	03/11→		06/11→; +PR 1ZE,1ZP	2	11.8116-0351.1	390538 ATE
1.2 TSI 16V	77	11/13→		+PR 1ZE,1ZP	2	11.8116-0351.1	390538 ATE
1.4 TSI	90	11/11→					
1.4 TSI	92	11/13→		+PR 1ZA,1ZD,1ZB	2	11.8116-0351.1	390538 ATE
1.4 TSI	110	11/13→					
2.0 GTI	155	11/11→					
2.0 R	195	01/13→					
2.0 TDI	81	11/13→					
2.0 TDI	103	11/11→					
2.0 TDI	110	11/13→					
2.0 TSI	162	11/13→					
<b>Führungshülzensatz, Bremssattel</b>							
1.2 TSI	77	03/11→11/13	←	06/11→; +PR 1ZK		11.0101-5407.2	260011 ATE
1.4 TSI	118	03/11→	←	06/11→; +PR 1ZE,1ZP		11.0101-5409.2	260035 ATE
1.6 TDI	77	03/11→	←	06/11→; +PR 1ZA,1ZD,1ZB		11.0101-5409.2	260035 ATE
1.2 TSI 16V	77	11/13→	←	+PR 1ZK		11.0101-5407.2	260011 ATE
1.4 TSI	90	11/11→	←	+PR 1ZE,1ZP		11.0101-5409.2	260035 ATE
1.4 TSI	92	11/13→	←	+PR 1ZA,1ZD,1ZB		11.0101-5409.2	260035 ATE
1.4 TSI	110	11/13→	←				
2.0 GTI	155	11/11→					
2.0 R	195	01/13→					
2.0 TDI	81	11/13→					
2.0 TDI	103	11/11→					
2.0 TDI	110	11/13→					
2.0 TSI	162	11/13→					
<b>Führungsbolzen, Bremssattel</b>							
1.2 TSI	77	03/11→11/13		06/11→; +PR 1ZA,1ZD,1ZB		11.8171-0008.1	990049 ATE
1.4 TSI	118	03/11→					
1.6 TDI	77	03/11→		06/11→; +PR 1ZK		11.8171-0008.1	990049 ATE
1.2 TSI 16V	77	11/13→		+PR 1ZK		11.8171-0008.1	990049 ATE
1.4 TSI	90	11/11→					
1.4 TSI	92	11/13→		+PR 1ZE,1ZP		11.8171-0008.1	990049 ATE
1.4 TSI	110	11/13→					
2.0 GTI	155	11/11→		+PR 1ZA,1ZD,1ZB		11.8171-0008.1	990049 ATE
2.0 R	195	01/13→					
2.0 TDI	81	11/13→					
2.0 TDI	103	11/11→					
2.0 TDI	110	11/13→					
2.0 TSI	162	11/13→					
<b>Bremsschlauch</b>							
1.2 TSI	77	03/11→11/13	←	06/11→	2	24.5143-0564.3	331433 L= 564
1.4 TSI	118	03/11→	→	06/11→; +PR 1KD	2	24.5204-0233.3	331430 L= 233
1.6 TDI	77	03/11→	→	☐; 06/11→; +PR 1KS,1KT		83.7847-0254.3	331233 L= 255
			→	☐; 06/11→; +PR 1KS,1KT		83.7847-0257.3	331234 L= 255
1.2 TSI 16V	77	11/13→	←		2	24.5143-0564.3	331433 L= 564
1.4 TSI	90	11/11→	→	+PR 1KD	2	24.5204-0233.3	331430 L= 233
1.4 TSI	92	11/13→	→	☐; +PR 1KS,1KT		83.7847-0254.3	331233 L= 255
1.4 TSI	110	11/13→	→	☐; +PR 1KS,1KT		83.7847-0257.3	331234 L= 255
2.0 GTI	155	11/11→					
2.0 R	195	01/13→					
2.0 TDI	81	11/13→					
2.0 TDI	103	11/11→					
2.0 TDI	110	11/13→					
2.0 TSI	162	11/13→					
<b>VW - GOLF VI Variant (AJ5) 07/09→07/13</b>							
<b>Bremssattel</b>							
1.2 TSI	63	07/10→07/13	←	☐; +PR 1ZM		11.9541-9549.2	220575 ATE Ø 54 - Halter
1.4	59	07/09→07/13	←	☐; +PR 1ZM		11.9541-9550.2	220576 ATE Ø 54 - Halter
1.4 TSI	90	07/09→07/13	←				
1.4 TSI	118	07/09→07/13	←	☐; +PR 1ZE,1ZP		11.9541-9553.2	220563 ATE Ø 54 - Halter
1.6	75	07/09→07/13	←				
1.6 MultiFuel	75	07/10→07/13	←	☐; +PR 1LJ,1ZA,1ZD		11.9541-9553.2	220563 ATE Ø 54 - Halter
1.6 TDI	66	12/09→07/13	←				
1.6 TDI	77	07/09→07/13	←	☐; +PR 1ZE,1ZP		11.9541-9554.2	220564 ATE Ø 54 - Halter
1.6 TDI 4motion	77	07/09→07/13	←				
2.0 TDI	81	01/10→07/13	←	☐; +PR 1LJ,1ZA,1ZD		11.9541-9554.2	220564 ATE Ø 54 - Halter








	kw			 	! #		
<b>VW - GOLF VI Variant (AJ5) 07/09→07/13</b>							
<b>Bremssattel</b>							
2.0 TDI	100	07/09→07/13	➡	☐; +PR 1KE,1KF,1KJ		24.3414-1709.5 240834	TRW Ø 41 - Halter
2.0 TDI	103	07/09→07/13					
2.0 TSI	147	07/09→07/13	➡	☐; +PR 1KE,1KF,1KJ		24.3414-1710.5 240835	TRW Ø 41 - Halter
1.2 TSI	77	07/09→07/13	⬅	☐; 08/09→; +PR 1ZM		11.9541-9549.2 220575	ATE Ø 54 - Halter
			⬅	☐; 08/09→; +PR 1ZM		11.9541-9550.2 220576	ATE Ø 54 - Halter
			⬅	☐; 08/09→; +PR 1ZE,1ZP		11.9541-9553.2 220563	ATE Ø 54 - Halter
			⬅	☐; 08/09→; +PR 1LJ,1ZA,1ZD		11.9541-9553.2 220563	ATE Ø 54 - Halter
			⬅	☐; 08/09→; +PR 1ZE,1ZP		11.9541-9554.2 220564	ATE Ø 54 - Halter
			⬅	☐; 08/09→; +PR 1LJ,1ZA,1ZD		11.9541-9554.2 220564	ATE Ø 54 - Halter
			➡	☐; 08/09→; +PR 1KE,1KF,1KJ		24.3414-1709.5 240834	TRW Ø 41 - Halter
			➡	☐; 08/09→; +PR 1KE,1KF,1KJ		24.3414-1710.5 240835	TRW Ø 41 - Halter
<b>Halter, Bremssattel</b>							
1.2 TSI	63	07/10→07/13	⬅	+PR 1LJ,1ZA,1ZD		11.0230-0131.1 260129	ATE
1.4	59	07/09→07/13					
1.4 TSI	90	07/09→07/13					
1.4 TSI	118	07/09→07/13					
1.6	75	07/09→07/13					
1.6 MultiFuel	75	07/10→07/13					
1.6 TDI	66	12/09→07/13					
1.6 TDI	77	07/09→07/13					
1.6 TDI 4motion	77	07/09→07/13					
2.0 TDI	81	01/10→07/13					
2.0 TDI	100	07/09→07/13					
2.0 TDI	103	07/09→07/13					
2.0 TSI	147	07/09→07/13					
1.2 TSI	77	07/09→07/13	⬅	08/09→; +PR 1LJ,1ZA,1ZD		11.0230-0131.1 260129	ATE
<b>Feder, Bremssattel</b>							
1.2 TSI	63	07/10→07/13		+PR 1LJ,1ZA,1ZD	2	11.8116-0351.1 390538	ATE
1.4	59	07/09→07/13					
1.4 TSI	90	07/09→07/13		+PR 1ZE,1ZP	2	11.8116-0351.1 390538	ATE
1.4 TSI	118	07/09→07/13					
1.6	75	07/09→07/13					
1.6 MultiFuel	75	07/10→07/13					
1.6 TDI	66	12/09→07/13					
1.6 TDI	77	07/09→07/13					
1.6 TDI 4motion	77	07/09→07/13					
2.0 TDI	81	01/10→07/13					
2.0 TDI	100	07/09→07/13					
2.0 TDI	103	07/09→07/13					
2.0 TSI	147	07/09→07/13					
1.2 TSI	77	07/09→07/13		08/09→; +PR 1LJ,1ZA,1ZD	2	11.8116-0351.1 390538	ATE
				08/09→; +PR 1ZE,1ZP	2	11.8116-0351.1 390538	ATE
<b>Führungshülzensatz, Bremssattel</b>							
1.2 TSI	63	07/10→07/13	⬅	+PR 1ZE,1ZP		11.0101-5409.2 260035	ATE
1.4	59	07/09→07/13					
1.4 TSI	90	07/09→07/13	⬅	+PR 1LJ,1ZA,1ZD		11.0101-5409.2 260035	ATE
1.4 TSI	118	07/09→07/13	⬅	+PR 1ZM		11.0101-5409.2 260035	ATE
1.6	75	07/09→07/13					
1.6 MultiFuel	75	07/10→07/13					
1.6 TDI	66	12/09→07/13					
1.6 TDI	77	07/09→07/13					
1.6 TDI 4motion	77	07/09→07/13					
2.0 TDI	81	01/10→07/13					
2.0 TDI	100	07/09→07/13					
2.0 TDI	103	07/09→07/13					
2.0 TSI	147	07/09→07/13					
1.2 TSI	77	07/09→07/13	⬅	08/09→; +PR 1ZE,1ZP		11.0101-5409.2 260035	ATE
			⬅	08/09→; +PR 1ZM		11.0101-5409.2 260035	ATE
			⬅	08/09→; +PR 1LJ,1ZA,1ZD		11.0101-5409.2 260035	ATE
<b>Führungsbolzen, Bremssattel</b>							
1.2 TSI	63	07/10→07/13		+PR 1LJ,1ZA,1ZD		11.8171-0008.1 990049	ATE
1.4	59	07/09→07/13		+PR 1ZE,1ZP		11.8171-0008.1 990049	ATE
1.4 TSI	90	07/09→07/13					
1.4 TSI	118	07/09→07/13		+PR 1ZM		11.8171-0069.1 250152	ATE
1.6	75	07/09→07/13					
1.6 MultiFuel	75	07/10→07/13					
1.6 TDI	66	12/09→07/13					
1.6 TDI	77	07/09→07/13					
1.6 TDI 4motion	77	07/09→07/13					
2.0 TDI	81	01/10→07/13					
↓							

	kw			 	! #		
<b>VW - GOLF VI Variant (AJ5) 07/09→07/13</b>							
<b>Führungsbolzen, Bremsattel</b>							
2.0 TDI	100	07/09→07/13		+PR 1LJ,1ZA,1ZD		11.8171-0008.1 990049	ATE
2.0 TDI	103	07/09→07/13		+PR 1ZE,1ZP		11.8171-0008.1 990049	ATE
2.0 TSI	147	07/09→07/13		+PR 1ZM		11.8171-0069.1 250152	ATE
1.2 TSI	77	07/09→07/13		08/09→; +PR 1LJ,1ZA,1ZD		11.8171-0008.1 990049	ATE
				08/09→; +PR 1ZE,1ZP		11.8171-0008.1 990049	ATE
				08/09→; +PR 1ZM		11.8171-0069.1 250152	ATE
<b>Bremsschlauch</b>							
1.2 TSI	63	07/10→07/13	←	→ 11/11	2	24.5143-0564.3 331433	L= 564
1.6 MultiFuel	75	07/10→07/13					
1.6 TDI	66	12/09→07/13	→	☐; → 11/11		83.7847-0254.3 331233	L= 255
2.0 TDI	81	01/10→07/13	→	☐; 12/11→		83.7847-0254.3 331233	L= 255
			→	☐; → 11/11		83.7847-0257.3 331234	L= 255
			→	☐; 12/11→		83.7847-0257.3 331234	L= 255
1.2 TSI	77	07/09→07/13	←	08/09→ 11/11	2	24.5143-0564.3 331433	L= 564
			→	08/09→ 11/09	2	24.5204-0233.3 331430	L= 233
			→	☐; 12/09→ 11/11		83.7847-0254.3 331233	L= 255
			→	☐; 12/11→		83.7847-0254.3 331233	L= 255
			→	☐; 12/09→ 11/11		83.7847-0257.3 331234	L= 255
			→	☐; 12/11→		83.7847-0257.3 331234	L= 255
1.4	59	07/09→07/13	←	→ 11/11	2	24.5143-0564.3 331433	L= 564
1.4 TSI	90	07/09→07/13					
1.4 TSI	118	07/09→07/13	→	→ 11/09	2	24.5204-0233.3 331430	L= 233
1.6	75	07/09→07/13	→	☐; 12/09→ 11/11		83.7847-0254.3 331233	L= 255
1.6 TDI	77	07/09→07/13	→	☐; 12/11→		83.7847-0254.3 331233	L= 255
1.6 TDI 4motion	77	07/09→07/13	→	☐; 12/11→		83.7847-0254.3 331233	L= 255
2.0 TDI	100	07/09→07/13	→	☐; 12/11→		83.7847-0257.3 331234	L= 255
2.0 TDI	103	07/09→07/13	→	☐; 12/11→		83.7847-0257.3 331234	L= 255
2.0 TSI	147	07/09→07/13	→	☐; 12/09→ 11/11		83.7847-0257.3 331234	L= 255
<b>VW - GOLF VII (5G1, BQ1, BE1, BE2) 08/12→</b>							
<b>Feder, Bremsattel</b>							
1.0 TSI	63	01/17→	→	+PR 1KV	2	11.8116-0340.1 390595	ATE
1.0 TSI	81	11/16→	→	+PR 1KY	2	11.8116-0340.1 390595	ATE
1.0 TSI	85	05/15→					
1.2 TSI	77	11/12→	→	+PR 1KJ	2	11.8116-0340.1 390595	ATE
1.2 TSI	81	04/14→					
1.4 GTE Hybrid	110	05/14→					
1.4 TSI	90	11/12→					
1.4 TSI	92	05/14→					
1.4 TSI	110	05/14→					
1.4 TSI MultiFuel	90	04/13→					
1.4 TSI MultiFuel	92	12/13→					
1.5 TSI	96	07/17→					
1.5 TSI	110	04/17→					
1.6	81	05/14→					
1.6 TDI	66	04/13→					
1.6 TDI	85	11/16→					
1.6 TDI 4motion	77	11/12→					
1.6 TDI 4motion	81	01/13→					
2.0 GTD	135	04/13→					
2.0 GTI	155	11/13→					
2.0 GTI	162	04/13→					
2.0 GTI	169	04/13→					
2.0 GTI	180	03/17→					
2.0 GTI Clubsport	195	02/16→					
2.0 GTI Clubsport S	228	09/16→					
2.0 R 360S 4motion	265	09/16→					
2.0 R 4motion	206	11/13→					
2.0 R 4motion	213	12/16→					
2.0 R 4motion	221	11/13→					
2.0 R 4motion	228	12/16→					
2.0 TDI	81	11/12→					
2.0 TDI	105	08/12→					
2.0 TDI	110	11/12→					
2.0 TDI 4motion	110	11/12→					
1.2 TSI	63	08/12→	→	11/12→; +PR 1KV	2	11.8116-0340.1 390595	ATE
1.4 TSI	103	08/12→	→	11/12→; +PR 1KY	2	11.8116-0340.1 390595	ATE
1.6 TDI	77	08/12→	→	11/12→; +PR 1KJ	2	11.8116-0340.1 390595	ATE
1.4 TGI CNG	81	06/13→	→	08/13→; +PR 1KJ	2	11.8116-0340.1 390595	ATE
			→	08/13→; +PR 1KY	2	11.8116-0340.1 390595	ATE
↓							

	kw			 	! #					
<b>VW - GOLF VII (5G1, BQ1, BE1, BE2) 08/12→</b>										
<b>Feder, Bremssattel</b>										
1.4 TGI CNG	81	06/13→	➡	08/13→; +PR 1KV	2	11.8116-0340.1 390595	ATE			
1.6 TDI	81	01/13→	➡	06/13→; +PR 1KY	2	11.8116-0340.1 390595	ATE			
			➡	06/13→; +PR 1KV	2	11.8116-0340.1 390595	ATE			
			➡	06/13→; +PR 1KJ	2	11.8116-0340.1 390595	ATE			
<b>VW - GOLF PLUS (5M1, 521) 12/04→12/13</b>										
<b> Bremssattel</b>										
1.2 TSI	63	05/10→12/13	←	☐; +PR 1ZF,1ZM		11.9541-9549.2 220575	ATE Ø 54 - Halter			
1.2 TSI	77	11/09→12/13	←	☐; +PR 1ZF,1ZM		11.9541-9550.2 220576	ATE Ø 54 - Halter			
1.6 BiFuel	75	05/09→12/13	←	☐; +PR 1ZF,1ZM		11.9541-9553.2 220563	ATE Ø 54 - Halter			
1.6 TDI	66	02/09→12/13	←	☐; +PR 1LJ,1ZA		11.9541-9553.2 220563	ATE Ø 54 - Halter			
1.6 TDI	77	03/09→12/13	←	☐; +PR 1ZE,1ZP		11.9541-9553.2 220563	ATE Ø 54 - Halter			
			←	☐; +PR 1LJ,1ZA		11.9541-9554.2 220564	ATE Ø 54 - Halter			
			←	☐; +PR 1ZE,1ZP		11.9541-9554.2 220564	ATE Ø 54 - Halter			
			➡	☐; +PR 1KD		24.3384-1755.5 240886	TRW Ø 38 - Halter			
			➡	☐; +PR 1KD		24.3384-1756.5 240887	TRW Ø 38 - Halter			
			➡	☐; +PR 1KZ		24.3387-1717.5 240872	TRW Ø 38 - Halter			
						24.3387-1717.7 220757	TRW Ø 38 - Halter			
			➡	☐; +PR 1KZ		24.3387-1718.5 240873	TRW Ø 38 - Halter			
			➡	☐; +PR 1KE		24.3414-1709.5 240834	TRW Ø 41 - Halter			
			➡	☐; +PR 1KE		24.3414-1710.5 240835	TRW Ø 41 - Halter			
			1.4 16V	55	01/05→11/06	←	☐; +PR 1ZF;1ZM		11.9541-9549.2 220575	ATE Ø 54 - Halter
			1.4 16V	59	05/06→12/13	←	☐; +PR 1ZF;1ZM		11.9541-9550.2 220576	ATE Ø 54 - Halter
			1.4 FSI	66	07/05→11/06	←	☐; +PR 1ZF;1ZM		11.9541-9550.2 220576	ATE Ø 54 - Halter
1.4 TSI	90	06/07→12/13	←	☐; +PR 1ZE;1ZP		11.9541-9553.2 220563	ATE Ø 54 - Halter			
1.4 TSI	103	05/06→06/08	←	☐; +PR 1LJ,1ZA		11.9541-9553.2 220563	ATE Ø 54 - Halter			
1.4 TSI	125	05/06→06/08	←	☐; +PR 1LJ,1ZA		11.9541-9553.2 220563	ATE Ø 54 - Halter			
1.6	75	05/05→12/13	←	☐; +PR 1ZE;1ZP		11.9541-9554.2 220564	ATE Ø 54 - Halter			
1.6 MultiFuel	75	11/07→12/13	←	☐; +PR 1ZE;1ZP		11.9541-9554.2 220564	ATE Ø 54 - Halter			
1.9 TDI	66	05/05→12/08	←	☐; +PR 1LJ,1ZA		11.9541-9554.2 220564	ATE Ø 54 - Halter			
1.9 TDI	77	01/05→01/09	➡	☐; +PR 1KD		24.3384-1755.5 240886	TRW Ø 38 - Halter			
2.0 FSI	110	05/05→06/08	➡	☐; +PR 1KD		24.3384-1755.5 240886	TRW Ø 38 - Halter			
2.0 TDI	96	05/05→05/07	➡	☐; +PR 1KD		24.3384-1756.5 240887	TRW Ø 38 - Halter			
2.0 TDI	100	05/05→12/13	➡	☐; 1K-8-500001→; +PR 1KZ		24.3387-1717.5 240872	TRW Ø 38 - Halter			
						24.3387-1717.7 220757	TRW Ø 38 - Halter			
			➡	☐; 1K-8-500001→; +PR 1KZ		24.3387-1718.5 240873	TRW Ø 38 - Halter			
			➡	☐; → 1K-8-500000; +PR 1KZ		24.3387-1729.5 240878	TRW Ø 38 - Halter			
			➡	☐; → 1K-8-500000; +PR 1KZ		24.3387-1730.5 240879	TRW Ø 38 - Halter			
			➡	☐; +PR 1KE		24.3414-1709.5 240834	TRW Ø 41 - Halter			
			➡	☐; +PR 1KE		24.3414-1710.5 240835	TRW Ø 41 - Halter			
1.4 TSI	118	06/08→12/13	←	☐; +PR 1ZF;1ZM		11.9541-9549.2 220575	ATE Ø 54 - Halter			
			←	☐; +PR 1ZF;1ZM		11.9541-9550.2 220576	ATE Ø 54 - Halter			
			←	☐; +PR 1ZE;1ZP		11.9541-9553.2 220563	ATE Ø 54 - Halter			
			←	☐; +PR 1LJ,1ZA		11.9541-9553.2 220563	ATE Ø 54 - Halter			
			←	☐; +PR 1LJ,1ZA		11.9541-9554.2 220564	ATE Ø 54 - Halter			
			←	☐; +PR 1ZE;1ZP		11.9541-9554.2 220564	ATE Ø 54 - Halter			
			➡	☐; +PR 1KD		24.3384-1755.5 240886	TRW Ø 38 - Halter			
			➡	☐; +PR 1KD		24.3384-1756.5 240887	TRW Ø 38 - Halter			
			➡	☐; +PR 1KZ		24.3387-1717.5 240872	TRW Ø 38 - Halter			
						24.3387-1717.7 220757	TRW Ø 38 - Halter			
			➡	☐; +PR 1KZ		24.3387-1718.5 240873	TRW Ø 38 - Halter			
➡	☐; +PR 1KE		24.3414-1709.5 240834	TRW Ø 41 - Halter						
➡	☐; +PR 1KE		24.3414-1710.5 240835	TRW Ø 41 - Halter						
1.6 FSI	85	12/04→05/08	←	☐; +PR 1ZF;1ZM		11.9541-9549.2 220575	ATE Ø 54 - Halter			
			←	☐; +PR 1ZF;1ZM		11.9541-9550.2 220576	ATE Ø 54 - Halter			
			←	☐; +PR 1ZE;1ZP		11.9541-9553.2 220563	ATE Ø 54 - Halter			
			←	☐; +PR 1LJ,1ZA		11.9541-9553.2 220563	ATE Ø 54 - Halter			
			←	☐; +PR 1ZE;1ZP		11.9541-9554.2 220564	ATE Ø 54 - Halter			
			←	☐; +PR 1LJ,1ZA		11.9541-9554.2 220564	ATE Ø 54 - Halter			



	kw			 	! #		
<b>VW - GOLF PLUS (5M1, 521) 12/04→12/13</b>							
<b>Bremssattel</b>							
1.6 FSI	85	12/04→05/08	➡	☐; +PR 1KD	24.3384-1755.5	240886	TRW Ø 38 - Halter
			➡	☐; +PR 1KD	24.3384-1756.5	240887	TRW Ø 38 - Halter
			➡	☐; 1K-8-500001→; +PR 1KZ	24.3387-1717.5	240872	TRW Ø 38 - Halter
					24.3387-1717.7	220757	TRW Ø 38 - Halter
			➡	☐; 1K-8-500001→; +PR 1KZ	24.3387-1718.5	240873	TRW Ø 38 - Halter
			➡	☐; → 1K-8-500000; +PR 1KZ	24.3387-1729.5	240878	TRW Ø 38 - Halter
			➡	☐; 01/05→; +PR 1KZ; → 1K-8-500000	24.3387-1730.5	240879	TRW Ø 38 - Halter
			➡	☐; +PR 1KE	24.3414-1709.5	240834	TRW Ø 41 - Halter
		24.3414-1710.5	240835	TRW Ø 41 - Halter			
2.0 TDI	81	01/09→12/13	←	☐; +PR 1ZF;1ZM	11.9541-9549.2	220575	ATE Ø 54 - Halter
			←	☐; +PR 1ZF;1ZM	11.9541-9550.2	220576	ATE Ø 54 - Halter
			←	☐; +PR 1LJ,1ZA	11.9541-9553.2	220563	ATE Ø 54 - Halter
			←	☐; +PR 1ZE;1ZP	11.9541-9553.2	220563	ATE Ø 54 - Halter
			←	☐; +PR 1ZE;1ZP	11.9541-9554.2	220564	ATE Ø 54 - Halter
			←	☐; +PR 1LJ,1ZA	11.9541-9554.2	220564	ATE Ø 54 - Halter
			➡	☐; +PR 1KD	24.3384-1755.5	240886	TRW Ø 38 - Halter
			➡	☐; +PR 1KD	24.3384-1756.5	240887	TRW Ø 38 - Halter
			➡	☐; +PR 1KZ	24.3387-1717.5	240872	TRW Ø 38 - Halter
					24.3387-1717.7	220757	TRW Ø 38 - Halter
			➡	☐; +PR 1KZ	24.3387-1718.5	240873	TRW Ø 38 - Halter
			2.0 TDI 2.0 TDI 16V	103	12/05→05/11 01/05→12/13	←	☐; +PR 1ZF;1ZM
←	☐; +PR 1ZF;1ZM	11.9541-9550.2				220576	ATE Ø 54 - Halter
←	☐; +PR 1LJ,1ZA	11.9541-9553.2		220563	ATE Ø 54 - Halter		
←	☐; +PR 1ZE,1ZP	11.9541-9553.2		220563	ATE Ø 54 - Halter		
←	☐; +PR 1LJ,1ZA	11.9541-9554.2		220564	ATE Ø 54 - Halter		
←	☐; +PR 1ZE,1ZP	11.9541-9554.2		220564	ATE Ø 54 - Halter		
➡	☐; +PR 1KD	24.3384-1755.5		240886	TRW Ø 38 - Halter		
➡	☐; +PR 1KD	24.3384-1756.5		240887	TRW Ø 38 - Halter		
➡	☐; 1K-8-500001→; +PR 1KZ	24.3387-1717.5		240872	TRW Ø 38 - Halter		
		24.3387-1717.7		220757	TRW Ø 38 - Halter		
➡	☐; 1K-8-500001→; +PR 1KZ	24.3387-1718.5		240873	TRW Ø 38 - Halter		
➡	☐; → 1K-8-500000; +PR 1KZ	24.3387-1729.5		240878	TRW Ø 38 - Halter		
➡	☐; → 1K-8-500000; +PR 1KZ	24.3387-1730.5		240879	TRW Ø 38 - Halter		
➡	☐; +PR 1KE	24.3414-1709.5		240834	TRW Ø 41 - Halter		
➡	☐; +PR 1KE	24.3414-1710.5		240835	TRW Ø 41 - Halter		
<b>Halter, Bremssattel</b>							
1.2 TSI	63	05/10→12/13	←	+PR 1LJ,1ZA	11.0230-0131.1	260129	ATE
1.2 TSI	77	11/09→12/13					
1.4 16V	55	01/05→11/06					
1.4 16V	59	05/06→12/13					
1.4 FSI	66	07/05→11/06					
1.4 TSI	90	06/07→12/13					
1.4 TSI	103	05/06→06/08					
1.4 TSI	118	06/08→12/13					
1.4 TSI	125	05/06→06/08					
1.6	75	05/05→12/13					
1.6 BiFuel	75	05/09→12/13					
1.6 MultiFuel	75	11/07→12/13					
1.6 TDI	66	02/09→12/13					
1.6 TDI	77	03/09→12/13					
1.9 TDI	66	05/05→12/08					
1.9 TDI	77	01/05→01/09					
2.0 FSI	110	05/05→06/08					
2.0 TDI	81	01/09→12/13					
2.0 TDI	96	05/05→05/07					
2.0 TDI	100	05/05→12/13					
2.0 TDI	103	12/05→05/11					
2.0 TDI 16V	103	01/05→12/13					
1.6 FSI	85	12/04→05/08	←	01/05→; +PR 1LJ,1ZA	11.0230-0131.1	260129	ATE
<b>Feder, Bremssattel</b>							
1.2 TSI	63	05/10→12/13	←	+PR 1ZE,1ZP	11.8116-0351.1	390538	ATE
↓							

	kW			 	! #		
<b>VW - GOLF PLUS (5M1, 521) 12/04→12/13</b>							
<b>Feder, Bremssattel</b>							
1.2 TSI	77	11/09→12/13	←	+PR 1LJ,1ZA	2	11.8116-0351.1 390538	ATE
1.6 BiFuel	75	05/09→12/13					
1.6 TDI	66	02/09→12/13					
1.6 TDI	77	03/09→12/13					
2.0 TDI	103	12/05→05/11					
2.0 TDI 16V	103	01/05→12/13					
1.4 16V	55	01/05→11/06	←	+PR 1LJ,1ZA	2	11.8116-0351.1 390538	ATE
1.4 16V	59	05/06→12/13					
1.4 FSI	66	07/05→11/06	←	+PR 1ZE,1ZP	2	11.8116-0351.1 390538	ATE
1.4 TSI	90	06/07→12/13					
1.4 TSI	103	05/06→06/08					
1.4 TSI	118	06/08→12/13					
1.4 TSI	125	05/06→06/08					
1.6	75	05/05→12/13					
1.6 FSI	85	12/04→05/08					
1.6 MultiFuel	75	11/07→12/13					
1.9 TDI	66	05/05→12/08					
1.9 TDI	77	01/05→01/09					
2.0 FSI	110	05/05→06/08					
2.0 TDI	81	01/09→12/13					
2.0 TDI	96	05/05→05/07					
2.0 TDI	100	05/05→12/13					
<b>Führungshülzensatz, Bremssattel</b>							
1.2 TSI	63	05/10→12/13	←	+PR 1ZE,1ZP		11.0101-5409.2 260035	ATE
1.2 TSI	77	11/09→12/13	←	+PR 1LJ,1ZA		11.0101-5409.2 260035	ATE
1.6 BiFuel	75	05/09→12/13	←	+PR 1ZF,1ZM		11.0101-5409.2 260035	ATE
1.6 TDI	66	02/09→12/13	←	+PR 1ZF,1ZM		11.0101-5409.2 260035	ATE
1.6 TDI	77	03/09→12/13	←	+PR 1LJ,1ZA		11.0101-5409.2 260035	ATE
1.4 16V	55	01/05→11/06	←	+PR 1ZF,1ZM		11.0101-5409.2 260035	ATE
1.4 16V	59	05/06→12/13	←	+PR 1ZE,1ZP		11.0101-5409.2 260035	ATE
1.4 FSI	66	07/05→11/06	←	+PR 1LJ,1ZA		11.0101-5409.2 260035	ATE
1.4 TSI	90	06/07→12/13	←	+PR 1ZE,1ZP		11.0101-5409.2 260035	ATE
1.4 TSI	103	05/06→06/08					
1.4 TSI	118	06/08→12/13					
1.4 TSI	125	05/06→06/08					
1.6	75	05/05→12/13					
1.6 FSI	85	12/04→05/08					
1.6 MultiFuel	75	11/07→12/13					
1.9 TDI	66	05/05→12/08					
1.9 TDI	77	01/05→01/09					
2.0 FSI	110	05/05→06/08					
2.0 TDI	81	01/09→12/13					
2.0 TDI	96	05/05→05/07					
2.0 TDI	100	05/05→12/13					
2.0 TDI	103	12/05→05/11	←	+PR 1ZE,1ZP		11.0101-5409.2 260035	ATE
2.0 TDI 16V	103	01/05→12/13	←	+PR 1LJ,1ZA		11.0101-5409.2 260035	ATE
			←	+PR 1ZF,1ZM		11.0101-5409.2 260035	ATE
<b>Führungsbolzen, Bremssattel</b>							
1.2 TSI	63	05/10→12/13		+PR 1LJ,1ZA		11.8171-0008.1 990049	ATE
1.2 TSI	77	11/09→12/13		+PR 1ZE,1ZP		11.8171-0008.1 990049	ATE
1.6 BiFuel	75	05/09→12/13		+PR 1ZF,1ZM		11.8171-0069.1 250152	ATE
1.6 TDI	66	02/09→12/13					
1.6 TDI	77	03/09→12/13					
1.4 16V	55	01/05→11/06		+PR 1ZE,1ZP		11.8171-0008.1 990049	ATE
1.4 16V	59	05/06→12/13		+PR 1LJ,1ZA		11.8171-0008.1 990049	ATE
1.4 FSI	66	07/05→11/06		+PR 1ZF,1ZM		11.8171-0069.1 250152	ATE
1.4 TSI	90	06/07→12/13					
1.4 TSI	103	05/06→06/08					
1.4 TSI	118	06/08→12/13					
1.4 TSI	125	05/06→06/08					
1.6	75	05/05→12/13					
1.6 FSI	85	12/04→05/08					
1.6 MultiFuel	75	11/07→12/13					
1.9 TDI	66	05/05→12/08					
1.9 TDI	77	01/05→01/09					
2.0 FSI	110	05/05→06/08					
2.0 TDI	81	01/09→12/13					
2.0 TDI	96	05/05→05/07					
2.0 TDI	100	05/05→12/13					
2.0 TDI	103	12/05→05/11		+PR 1LJ,1ZA		11.8171-0008.1 990049	ATE
2.0 TDI 16V	103	01/05→12/13		+PR 1ZE,1ZP		11.8171-0008.1 990049	ATE
				+PR 1ZF,1ZM		11.8171-0069.1 250152	ATE
<b>Zubehörsatz, Bremssattel</b>							
1.2 TSI	63	05/10→12/13	→	+PR 1KZ		24.0101-3803.2 260101	TRW
1.2 TSI	77	11/09→12/13					
1.4 TSI	118	06/08→12/13					
↓							





**VW - GOLF PLUS (5M1, 521) 12/04→12/13**

**Zubehörsatz, Bremssattel**

1.6 BiFuel	75	05/09→12/13	➔	+PR 1KZ		24.0101-3803.2	260101	TRW
1.6 TDI	66	02/09→12/13						
1.6 TDI	77	03/09→12/13						
2.0 TDI	81	01/09→12/13						
1.4 16V	55	01/05→11/06	➔	→ 1K-8-500000; +PR 1KZ		24.0101-3803.2	260101	TRW
1.4 16V	59	05/06→12/13						
1.4 FSI	66	07/05→11/06	➔	1K-8-500001→; +PR 1KZ		24.0101-3803.2	260101	TRW
1.4 TSI	90	06/07→12/13						
1.4 TSI	103	05/06→06/08						
1.4 TSI	125	05/06→06/08						
1.6	75	05/05→12/13						
1.6 FSI	85	12/04→05/08						
1.6 MultiFuel	75	11/07→12/13						
1.9 TDI	66	05/05→12/08						
1.9 TDI	77	01/05→01/09						
2.0 FSI	110	05/05→06/08						
2.0 TDI	96	05/05→05/07						
2.0 TDI	100	05/05→12/13						
2.0 TDI	103	12/05→05/11						
2.0 TDI 16V	103	01/05→12/13						








**Bremsschlauch**

1.2 TSI	63	05/10→12/13	←		2	24.5143-0564.3	331433	L= 564
1.2 TSI	77	11/09→12/13						
1.4 16V	55	01/05→11/06	➔		2	24.5204-0233.3	331430	L= 233
1.4 16V	59	05/06→12/13						
1.4 FSI	66	07/05→11/06						
1.4 TSI	90	06/07→12/13						
1.4 TSI	103	05/06→06/08						
1.4 TSI	118	06/08→12/13						
1.4 TSI	125	05/06→06/08						
1.6	75	05/05→12/13						
1.6 BiFuel	75	05/09→12/13						
1.6 FSI	85	12/04→05/08						
1.6 MultiFuel	75	11/07→12/13						
1.6 TDI	66	02/09→12/13						
1.6 TDI	77	03/09→12/13						
1.9 TDI	66	05/05→12/08						
1.9 TDI	77	01/05→01/09						
2.0 FSI	110	05/05→06/08						
2.0 TDI	81	01/09→12/13						
2.0 TDI	96	05/05→05/07						
2.0 TDI	100	05/05→12/13						
2.0 TDI	103	12/05→05/11						
2.0 TDI 16V	103	01/05→12/13						

**VW - JETTA III (1K2) 09/04→10/10**

**Bremssattel**

1.4 TSI	90	05/07→10/10	←	☐; +PR 1ZM		11.9541-9549.2	220575	ATE Ø 54 - Halter
1.4 TSI	103	07/06→10/10						
1.4 TSI	118	07/08→10/10	←	☐; +PR 1ZM		11.9541-9550.2	220576	ATE Ø 54 - Halter
1.4 TSI	125	07/06→10/10	←	☐; +PR 1LJ;1ZD		11.9541-9553.2	220563	ATE Ø 54 - Halter
1.6	75	10/05→10/10						
1.6 FSI	85	09/05→10/10	←	☐; +PR 1ZE;1ZP		11.9541-9553.2	220563	ATE Ø 54 - Halter
1.6 MultiFuel	75	01/08→10/10	←	☐; +PR 1LJ;1ZD		11.9541-9554.2	220564	ATE Ø 54 - Halter
1.9 TDI	77	08/05→10/10						
2.0 FSI	110	08/05→10/10	←	☐; +PR 1ZE;1ZP		11.9541-9554.2	220564	ATE Ø 54 - Halter
2.0 TDI	100	09/05→10/10						
2.0 TDI	103	10/05→10/10	➔	☐; +PR 1KV		24.3387-1729.5	240878	TRW Ø 38 - Halter
2.0 TDI	125	10/06→10/10	➔	☐; +PR 1KV		24.3387-1730.5	240879	TRW Ø 38 - Halter
2.0 TDI 16V	103	08/05→10/10						
2.0 TFSI	147	10/05→10/10	➔	☐; +PR 1KE,1KF,1KJ		24.3414-1709.5	240834	TRW Ø 41 - Halter
2.5	125	07/08→10/10	➔	☐; +PR 1KE,1KF,1KJ		24.3414-1710.5	240835	TRW Ø 41 - Halter
1.6 TDI	66	12/09→10/10	←	☐; +PR 1ZM		11.9541-9549.2	220575	ATE Ø 54 - Halter
1.6 TDI	77	06/09→10/10	←	☐; +PR 1ZM		11.9541-9550.2	220576	ATE Ø 54 - Halter
			←	☐; +PR 1LJ,1ZD		11.9541-9553.2	220563	ATE Ø 54 - Halter
			←	☐; +PR 1ZE,1ZP		11.9541-9553.2	220563	ATE Ø 54 - Halter
			←	☐; +PR 1LJ,1ZD		11.9541-9554.2	220564	ATE Ø 54 - Halter
			←	☐; +PR 1ZE,1ZP		11.9541-9554.2	220564	ATE Ø 54 - Halter
			➔	☐; +PR 1KV		24.3387-1729.5	240878	TRW Ø 38 - Halter
			➔	☐; +PR 1KV		24.3387-1730.5	240879	TRW Ø 38 - Halter
			➔	☐; +PR 1KE,1KF,1KJ		24.3414-1709.5	240834	TRW Ø 41 - Halter
			➔	☐; +PR 1KE,1KF,1KJ		24.3414-1710.5	240835	TRW Ø 41 - Halter
2.5	110	01/06→10/10	←	☐; 07/08→; +PR 1ZM		11.9541-9549.2	220575	ATE Ø 54 - Halter
↓								

	kw			 	! #			
<b>VW - JETTA III (1K2) 09/04→10/10</b>								
<b>Bremssattel</b>								
2.5	110	01/06→10/10	←	☐; 07/08→; +PR 1ZM		11.9541-9550.2	220576	ATE Ø 54 - Halter
			←	☐; 07/08→; +PR 1ZE;1ZP		11.9541-9553.2	220563	ATE Ø 54 - Halter
			←	☐; 07/08→; +PR 1LJ;1ZD		11.9541-9553.2	220563	ATE Ø 54 - Halter
			←	☐; 07/08→; +PR 1LJ;1ZD		11.9541-9554.2	220564	ATE Ø 54 - Halter
			←	☐; 07/08→; +PR 1ZE;1ZP		11.9541-9554.2	220564	ATE Ø 54 - Halter
			→	☐; 07/08→; +PR 1KV		24.3387-1729.5	240878	TRW Ø 38 - Halter
			→	☐; 07/08→; +PR 1KV		24.3387-1730.5	240879	TRW Ø 38 - Halter
			→	☐; 07/08→; +PR 1KE,1KF,1KJ		24.3414-1709.5	240834	TRW Ø 41 - Halter
→	☐; 07/08→; +PR 1KE,1KF,1KJ		24.3414-1710.5	240835	TRW Ø 41 - Halter			
<b>Halter, Bremssattel</b>								
1.4 TSI	90	05/07→10/10	←	+PR 1LJ;1ZD		11.0230-0131.1	260129	ATE
1.4 TSI	103	07/06→10/10						
1.4 TSI	118	07/08→10/10	←	+PR 1ZM	2	11.0230-0131.1	260129	ATE
1.4 TSI	125	07/06→10/10						
1.6	75	10/05→10/10						
1.6 FSI	85	09/05→10/10						
1.6 MultiFuel	75	01/08→10/10						
1.9 TDI	77	08/05→10/10						
2.0 FSI	110	08/05→10/10						
2.0 TDI	100	09/05→10/10						
2.0 TDI	103	10/05→10/10						
2.0 TDI	125	10/06→10/10						
2.0 TDI 16V	103	08/05→10/10						
2.0 TFSI	147	10/05→10/10						
2.5	125	07/08→10/10						
1.6 TDI	66	12/09→10/10	←	+PR 1LJ,1ZD		11.0230-0131.1	260129	ATE
1.6 TDI	77	06/09→10/10	←	+PR 1ZM	2	11.0230-0131.1	260129	ATE
2.5	110	01/06→10/10	←	07/08→; +PR 1ZM	2	11.0230-0131.1	260129	ATE
			←	07/08→; +PR 1LJ;1ZD		11.0230-0131.1	260129	ATE
<b>Feder, Bremssattel</b>								
1.4 TSI	90	05/07→10/10	←	+PR 1LJ;1ZD	2	11.8116-0351.1	390538	ATE
1.4 TSI	103	07/06→10/10						
1.4 TSI	118	07/08→10/10	←	+PR 1ZE;1ZP	2	11.8116-0351.1	390538	ATE
1.4 TSI	125	07/06→10/10						
1.6	75	10/05→10/10						
1.6 FSI	85	09/05→10/10						
1.6 MultiFuel	75	01/08→10/10						
1.9 TDI	77	08/05→10/10						
2.0 FSI	110	08/05→10/10						
2.0 TDI	100	09/05→10/10						
2.0 TDI	103	10/05→10/10						
2.0 TDI	125	10/06→10/10						
2.0 TDI 16V	103	08/05→10/10						
2.0 TFSI	147	10/05→10/10						
2.5	125	07/08→10/10						
1.6 TDI	66	12/09→10/10	←	+PR 1ZE,1ZP	2	11.8116-0351.1	390538	ATE
1.6 TDI	77	06/09→10/10	←	+PR 1LJ,1ZD	2	11.8116-0351.1	390538	ATE
2.5	110	01/06→10/10	←	07/08→; +PR 1ZE;1ZP	2	11.8116-0351.1	390538	ATE
			←	07/08→; +PR 1LJ;1ZD	2	11.8116-0351.1	390538	ATE
<b>Führungshülzensatz, Bremssattel</b>								
1.4 TSI	90	05/07→10/10	←	+PR 1ZE;1ZP		11.0101-5409.2	260035	ATE
1.4 TSI	103	07/06→10/10						
1.4 TSI	118	07/08→10/10	←	+PR 1LJ;1ZD		11.0101-5409.2	260035	ATE
1.4 TSI	125	07/06→10/10	←	+PR 1ZM		11.0101-5409.2	260035	ATE
1.6	75	10/05→10/10						
1.6 FSI	85	09/05→10/10						
1.6 MultiFuel	75	01/08→10/10						
1.9 TDI	77	08/05→10/10						
2.0 FSI	110	08/05→10/10						
2.0 TDI	100	09/05→10/10						
2.0 TDI	103	10/05→10/10						
2.0 TDI	125	10/06→10/10						
2.0 TDI 16V	103	08/05→10/10						
2.0 TFSI	147	10/05→10/10						
2.5	125	07/08→10/10						
1.6 TDI	66	12/09→10/10	←	+PR 1ZE,1ZP		11.0101-5409.2	260035	ATE
1.6 TDI	77	06/09→10/10	←	+PR 1LJ,1ZD		11.0101-5409.2	260035	ATE
			←	+PR 1ZM		11.0101-5409.2	260035	ATE
↓								



### VW - JETTA III (1K2) 09/04→10/10

#### Führungshülzensatz, Bremsattel

2.5	110	01/06→10/10	←	07/08→; +PR 1ZE;1ZP	11.0101-5409.2	260035	ATE
			←	07/08→; +PR 1ZM	11.0101-5409.2	260035	ATE
			←	07/08→; +PR 1LJ;1ZD	11.0101-5409.2	260035	ATE

#### Führungsbolzen, Bremsattel

1.4 TSI	90	05/07→10/10		+PR 1ZE;1ZP	11.8171-0008.1	990049	ATE
1.4 TSI	103	07/06→10/10		+PR 1LJ;1ZD	11.8171-0008.1	990049	ATE
1.4 TSI	118	07/08→10/10					
1.4 TSI	125	07/06→10/10		+PR 1ZM	11.8171-0069.1	250152	ATE
1.6	75	10/05→10/10					
1.6 FSI	85	09/05→10/10					
1.6 MultiFuel	75	01/08→10/10					
1.9 TDI	77	08/05→10/10					
2.0 FSI	110	08/05→10/10					
2.0 TDI	100	09/05→10/10					
2.0 TDI	103	10/05→10/10					
2.0 TDI	125	10/06→10/10					
2.0 TDI 16V	103	08/05→10/10					
2.0 TFSI	147	10/05→10/10					
2.5	125	07/08→10/10					
1.6 TDI	66	12/09→10/10		+PR 1ZE,1ZP	11.8171-0008.1	990049	ATE
1.6 TDI	77	06/09→10/10		+PR 1LJ,1ZD	11.8171-0008.1	990049	ATE
				+PR 1ZM	11.8171-0069.1	250152	ATE
2.5	110	01/06→10/10		07/08→; +PR 1LJ;1ZD	11.8171-0008.1	990049	ATE
				07/08→; +PR 1ZE;1ZP	11.8171-0008.1	990049	ATE
				07/08→; +PR 1ZM	11.8171-0069.1	250152	ATE








#### Bremsschlauch













1.4 TSI	90	05/07→10/10	←		2	24.5143-0564.3	331433	L= 564
1.4 TSI	103	07/06→10/10						
1.4 TSI	118	07/08→10/10	→		2	24.5204-0233.3	331430	L= 233
1.4 TSI	125	07/06→10/10						
1.6	75	10/05→10/10						
1.6 FSI	85	09/05→10/10						
1.6 MultiFuel	75	01/08→10/10						
1.6 TDI	66	12/09→10/10						
1.6 TDI	77	06/09→10/10						
1.9 TDI	77	08/05→10/10						
2.0 FSI	110	08/05→10/10						
2.0 TDI	100	09/05→10/10						
2.0 TDI	103	10/05→10/10						
2.0 TDI	125	10/06→10/10						
2.0 TDI 16V	103	08/05→10/10						
2.0 TFSI	147	10/05→10/10						
2.5	125	07/08→10/10						
2.5	110	01/06→10/10	←	07/08→	2	24.5143-0564.3	331433	L= 564
			→	07/08→	2	24.5204-0233.3	331430	L= 233













### VW - JETTA IV (162, 163) 09/09→

#### Bremsattel

1.2 TSI	77	10/10→	←	☐; 04/11→; +PR 1ZM,1ZQ	11.9541-9549.2	220575	ATE Ø 54 - Halter
1.6 TDI	77	04/10→07/14					
2.0 TDI	103	02/11→	←	☐; 04/11→; +PR 1ZM,1ZQ	11.9541-9550.2	220576	ATE Ø 54 - Halter
2.0 TSI	147	12/10→	←	☐; 04/11→; +PR 1ZA,1ZB,1LV	11.9541-9553.2	220563	ATE Ø 54 - Halter
2.5	125	04/10→	←	☐; 04/11→; +PR 1ZE,1ZP	11.9541-9553.2	220563	ATE Ø 54 - Halter
			←	☐; 04/11→; +PR 1ZE,1ZP	11.9541-9554.2	220564	ATE Ø 54 - Halter
			←	☐; 04/11→; +PR 1ZA,1ZB,1LV	11.9541-9554.2	220564	ATE Ø 54 - Halter
			→	☐; 04/11→; +PR 1KD,1KU	24.3384-1755.5	240886	TRW Ø 38 - Halter
			→	☐; 04/11→; +PR 1KD,1KU	24.3384-1756.5	240887	TRW Ø 38 - Halter
1.2 TSI 16V	77	08/14→	←	☐; +PR 1ZM,1ZQ	11.9541-9549.2	220575	ATE Ø 54 - Halter
1.4 TSI	90	05/11→					
1.4 TSI	92	08/14→	←	☐; +PR 1ZM,1ZQ	11.9541-9550.2	220576	ATE Ø 54 - Halter
1.4 TSI	110	04/11→07/14	←	☐; +PR 1ZA,1ZB,1LV	11.9541-9553.2	220563	ATE Ø 54 - Halter
1.4 TSI	110	08/14→					
1.4 TSI	118	04/11→	←	☐; +PR 1ZE,1ZP	11.9541-9553.2	220563	ATE Ø 54 - Halter
1.4 TSI Hybrid	110	04/11→	←	☐; +PR 1ZA,1ZB,1LV	11.9541-9554.2	220564	ATE Ø 54 - Halter
1.6	63	03/13→					
1.6	77	12/11→	←	☐; +PR 1ZE,1ZP	11.9541-9554.2	220564	ATE Ø 54 - Halter
1.6	81	09/15→					
1.8 TSI	125	07/14→	→	☐; +PR 1KD,1KU	24.3384-1755.5	240886	TRW Ø 38 - Halter
2.0	85	06/10→					
2.0 TDI	81	10/10→	→	☐; +PR 1KD,1KU	24.3384-1756.5	240887	TRW Ø 38 - Halter
2.0 TSI	155	12/12→					









	kw			 	! #			
<b>VW - JETTA IV (162, 163) 09/09→</b>								
<b>Bremssattel</b>								
2.0 TDI	110	08/14→	←	☐; +PR 1ZM,1ZQ		11.9541-9549.2	220575	ATE Ø 54 - Halter
			←	☐; +PR 1ZM,1ZQ		11.9541-9550.2	220576	ATE Ø 54 - Halter
			←	☐; +PR 1ZE,1ZP		11.9541-9553.2	220563	ATE Ø 54 - Halter
			←	☐; +PR 1ZE,1ZP		11.9541-9554.2	220564	ATE Ø 54 - Halter
			→	☐; +PR 1KD,1KU		24.3384-1755.5	240886	TRW Ø 38 - Halter
			→	☐; +PR 1KD,1KU		24.3384-1756.5	240887	TRW Ø 38 - Halter
<b>Halter, Bremssattel</b>								
1.2 TSI	77	10/10→	←	04/11→; +PR 1ZA,1ZB,1LV	2	11.0230-0131.1	260129	ATE
1.6 TDI	77	04/10→07/14						
2.0 TDI	103	02/11→						
2.0 TSI	147	12/10→						
2.5	125	04/10→						
1.2 TSI 16V	77	08/14→	←	+PR 1ZA,1ZB,1LV	2	11.0230-0131.1	260129	ATE
1.4 TSI	90	05/11→						
1.4 TSI	92	08/14→						
1.4 TSI	110	04/11→07/14						
1.4 TSI	110	08/14→						
1.4 TSI	118	04/11→						
1.4 TSI Hybrid	110	04/11→						
1.6	63	03/13→						
1.6	77	12/11→						
1.6	81	09/15→						
1.8 TSI	125	07/14→						
2.0	85	06/10→						
2.0 TDI	81	10/10→						
2.0 TSI	155	12/12→						
<b>Führungshülzensatz, Bremssattel</b>								
1.2 TSI	77	10/10→	←	04/11→; +PR 1ZM,1ZQ		11.0101-5409.2	260035	ATE
1.6 TDI	77	04/10→07/14						
2.0 TDI	103	02/11→						
2.0 TSI	147	12/10→	←	04/11→; +PR 1ZE,1ZP		11.0101-5409.2	260035	ATE
2.5	125	04/10→						
1.2 TSI 16V	77	08/14→	←	+PR 1ZE,1ZP		11.0101-5409.2	260035	ATE
1.4 TSI	90	05/11→						
1.4 TSI	92	08/14→						
1.4 TSI	110	04/11→07/14						
1.4 TSI	110	08/14→						
1.4 TSI	118	04/11→						
1.4 TSI Hybrid	110	04/11→						
1.6	63	03/13→						
1.6	77	12/11→						
1.6	81	09/15→						
1.8 TSI	125	07/14→						
2.0	85	06/10→						
2.0 TDI	81	10/10→						
2.0 TSI	155	12/12→						
2.0 TDI	110	08/14→						
			←	+PR 1ZM,1ZQ		11.0101-5409.2	260035	ATE
<b>Führungsbolzen, Bremssattel</b>								
1.2 TSI	77	10/10→		04/11→; +PR 1ZA,1ZB,1LV	2	11.8171-0008.1	990049	ATE
1.6 TDI	77	04/10→07/14						
2.0 TDI	103	02/11→						
2.0 TSI	147	12/10→						
2.5	125	04/10→						
1.2 TSI 16V	77	08/14→		+PR 1ZA,1ZB,1LV	2	11.8171-0008.1	990049	ATE
1.4 TSI	90	05/11→						
1.4 TSI	92	08/14→						
1.4 TSI	110	04/11→07/14						
1.4 TSI	110	08/14→						
1.4 TSI	118	04/11→						
1.4 TSI Hybrid	110	04/11→						
1.6	63	03/13→						
1.6	77	12/11→						
1.6	81	09/15→						
1.8 TSI	125	07/14→						
2.0	85	06/10→						
2.0 TDI	81	10/10→						
2.0 TSI	155	12/12→						
2.0 TDI	110	08/14→						
				+PR 1ZM,1ZQ	2	11.8171-0069.1	250152	ATE
<b>Bremsschlauch</b>								
1.2 TSI	77	10/10→	←	04/11→ 11/11	2	24.5143-0564.3	331433	L= 564
↓								

	kw					! #		
<b>VW - JETTA IV (162, 163) 09/09→</b>								
 <b>Bremsschlauch</b>								
1.6 TDI	77	04/10→07/14	➔	04/11→; Trommelbremse	2	24.5204-0233.3	331430	L= 233
2.0 TDI	103	02/11→	➔	☐; 12/11→; +PR 1KS,1KT;		83.7847-0254.3	331233	L= 255
2.0 TSI	147	12/10→	➔	Scheibenbremse		83.7847-0254.3	331233	L= 255
2.5	125	04/10→	➔	☐; 04/11→ 11/11; Scheibenbremse		83.7847-0257.3	331234	L= 255
			➔	☐; 04/11→ 11/11; Scheibenbremse		83.7847-0257.3	331234	L= 255
			➔	☐; 12/11→; +PR 1KS,1KT;		83.7847-0257.3	331234	L= 255
			➔	Scheibenbremse				
1.2 TSI 16V	77	08/14→	➔	Trommelbremse	2	24.5204-0233.3	331430	L= 233
1.6	63	03/13→	➔	☐; +PR 1KS,1KT; Scheibenbremse		83.7847-0254.3	331233	L= 255
1.6	77	12/11→	➔	☐; +PR 1KS,1KT; Scheibenbremse		83.7847-0257.3	331234	L= 255
1.6	81	09/15→	➔	☐; +PR 1KS,1KT; Scheibenbremse		83.7847-0257.3	331234	L= 255
2.0 TSI	155	12/12→	➔					
1.4 TSI	90	05/11→	➔	→ 11/11	2	24.5143-0564.3	331433	L= 564
1.4 TSI	110	04/11→07/14	➔	Trommelbremse	2	24.5204-0233.3	331430	L= 233
1.4 TSI	118	04/11→	➔	☐; → 11/11; Scheibenbremse		83.7847-0254.3	331233	L= 255
1.4 TSI Hybrid	110	04/11→	➔	☐; 12/11→; +PR 1KS,1KT;		83.7847-0254.3	331233	L= 255
2.0 TDI	81	10/10→	➔	Scheibenbremse		83.7847-0257.3	331234	L= 255
			➔	☐; → 11/11; Scheibenbremse		83.7847-0257.3	331234	L= 255
			➔	☐; 12/11→; +PR 1KS,1KT;		83.7847-0257.3	331234	L= 255
			➔	Scheibenbremse				
2.0	85	06/10→	➔	→ 11/11	2	24.5143-0564.3	331433	L= 564
			➔	Trommelbremse	2	24.5204-0233.3	331430	L= 233
			➔	☐; +PR 1KS,1KT; Scheibenbremse		83.7847-0254.3	331233	L= 255
			➔	☐; → 11/11; Scheibenbremse		83.7847-0254.3	331233	L= 255
			➔	☐; +PR 1KS,1KT; Scheibenbremse		83.7847-0257.3	331234	L= 255
			➔	☐; → 11/11; Scheibenbremse		83.7847-0257.3	331234	L= 255
<b>VW - LOAD UP (121, 122, BL1, BL2) 12/14→</b>								
 <b>Bremssattel</b>								
1.0	44	12/14→	➔	☐; +PR 1LA,1ZQ		11.9541-9549.2	220575	ATE Ø 54 - Halter
1.0 EcoFuel	50	12/14→	➔	☐; +PR 1LA,1ZQ		11.9541-9550.2	220576	ATE Ø 54 - Halter
e-Load Up	60	12/14→	➔					
<b>Führungshülzensatz, Bremssattel</b>								
1.0	44	12/14→	➔	+PR 1LA,1ZQ		11.0101-5409.2	260035	ATE
1.0 EcoFuel	50	12/14→	➔					
e-Load Up	60	12/14→	➔					
<b>Führungsbolzen, Bremssattel</b>								
1.0	44	12/14→	➔	+PR 1LA,1ZQ	2	11.8171-0008.1	990049	ATE
1.0 EcoFuel	50	12/14→	➔					
e-Load Up	60	12/14→	➔					
 <b>Bremsschlauch</b>								
1.0	44	12/14→	➔		2	24.5143-0515.3	331564	L= 515
1.0 EcoFuel	50	12/14→	➔					
e-Load Up	60	12/14→	➔					
<b>VW - LT 28-35 I Bus (281-363) 04/75→06/96</b>								
 <b>Bremssattel</b>								
2.4 D	51	08/89→06/96	➔	☐		24.9257-8027.5	230039	ATE Ø 57
2.4 i	69	08/89→06/96	➔	☐		24.9257-8028.5	230040	ATE Ø 57
2.4 TD	70	09/92→06/96	➔					
<b>Dichtungssatz, Bremssattel</b>								
2.4 D	51	08/89→06/96	➔			13.0441-5720.2	250122	ATE
2.4 i	69	08/89→06/96	➔					
2.4 TD	70	09/92→06/96	➔					
 <b>Bremsschlauch</b>								
2.4 D	51	08/89→06/96	➔		2	24.5224-0299.3	331262	L= 300
2.4 i	69	08/89→06/96	➔	28-D-007274→	1	83.6124-0362.3	330715	L= 360
2.4 TD	70	09/92→06/96	➔	→ 28-D-007273	2	83.6301-0355.3	330343	L= 355
			➔	+PR 1X1	1	83.7724-0467.3	331274	L= 465

	kw			 	! #		
<b>VW - LT 28-35 I Kasten (281-363) 04/75→06/96</b>							
 <b>Bremssattel</b>							
2.4 D	51	07/90→05/96	←	☐		24.9257-8027.5	230039 ATE Ø 57
2.4 i	69	08/89→06/96					
2.4 TD	70	06/92→05/96	←	☐		24.9257-8028.5	230040 ATE Ø 57
2.4 TD Syncro	70	08/92→04/96					
<b>Dichtungssatz, Bremssattel</b>							
2.4 D	51	07/90→05/96	←			13.0441-5720.2	250122 ATE
2.4 i	69	08/89→06/96					
2.4 TD	70	06/92→05/96					
2.4 TD Syncro	70	08/92→04/96					
 <b>Bremsschlauch</b>							
2.4 D	51	07/90→05/96	←		2	24.5224-0299.3	331262 L= 300
2.4 i	69	08/89→06/96					
2.4 TD	70	06/92→05/96	→	28-D-007274→	1	83.6124-0362.3	330715 L= 360
2.4 TD Syncro	70	08/92→04/96	→	→ 28-D-007273	2	83.6301-0355.3	330343 L= 355
			→	+PR 1X1	1	83.7724-0467.3	331274 L= 465
<b>VW - LT 28-35 I Pritsche/Fahrgestell (281-363) 04/75→06/96</b>							
 <b>Bremssattel</b>							
2.4 D	51	08/90→06/96	←	☐		24.9257-8027.5	230039 ATE Ø 57
2.4 i	69	03/94→06/96					
2.4 TD	70	08/92→06/96	←	☐		24.9257-8028.5	230040 ATE Ø 57
2.4 TD Syncro	70	08/92→04/96					
<b>Dichtungssatz, Bremssattel</b>							
2.4 D	51	08/90→06/96	←			13.0441-5720.2	250122 ATE
2.4 i	69	03/94→06/96					
2.4 TD	70	08/92→06/96					
2.4 TD Syncro	70	08/92→04/96					
 <b>Bremsschlauch</b>							
2.4 D	51	08/90→06/96	←		2	24.5224-0299.3	331262 L= 300
2.4 i	69	03/94→06/96					
2.4 TD	70	08/92→06/96	→	28-D-007274→	1	83.6124-0362.3	330715 L= 360
2.4 TD Syncro	70	08/92→04/96	→	→ 28-D-007273	2	83.6301-0355.3	330343 L= 355
			→	+PR 1X1	1	83.7724-0467.3	331274 L= 465
<b>VW - LT 28-35 II Bus (2DB, 2DE, 2DK) 04/96→07/06</b>							
 <b>Bremssattel</b>							
2.3	105	05/96→07/06	←	☐; → 2D-3-003239; Baumuster: LT 46		24.3441-1701.5	240331 PER Ø 44 - Halter
2.5 SDI	55	07/96→07/06	←	☐; → 2D-3-003239; Baumuster: LT 46		24.3441-1702.5	240332 PER Ø 44 - Halter
			←	☐; Baumuster: LT 28		24.3601-8513.5	240687 ATE Ø 60 - Halter
			←	☐; Baumuster: LT 35		24.3601-8513.5	240687 ATE Ø 60 - Halter
			←	☐; Baumuster: LT 35		24.3601-8514.5	240688 ATE Ø 60 - Halter
			←	☐; Baumuster: LT 28		24.3601-8514.5	240688 ATE Ø 60 - Halter
			→	☐; Baumuster: LT 28		11.3451-8501.2	220389 ATE Ø 45 - Halter
			→	☐; Baumuster: LT 28		11.3451-8502.2	220390 ATE Ø 45 - Halter
			→	☐; Baumuster: LT 35		11.3521-8501.2	220391 ATE Ø 52 - Halter
			→	☐; Baumuster: LT 35		11.3521-8502.2	220392 ATE Ø 52 - Halter
			→	☐; → 2D-2H005686; Baumuster: LT 46		24.3441-1701.5	240331 PER Ø 44 - Halter
			→	☐; → 2D-2H005686; Baumuster: LT 46		24.3441-1702.5	240332 PER Ø 44 - Halter
			→	☐; → 12/03; Baumuster: LT 35		24.3521-1707.5	240471 BOS Ø 52 - Halter
			→	☐; → 12/03; Baumuster: LT 35		24.3521-1708.5	240472 BOS Ø 52 - Halter
2.5 TDI	61	05/01→07/06	←	☐; Baumuster: LT 28		24.3601-8513.5	240687 ATE Ø 60 - Halter
2.5 TDI	66	05/99→07/06	←	☐; Baumuster: LT 35		24.3601-8513.5	240687 ATE Ø 60 - Halter
2.5 TDI	70	05/01→07/06	←	☐; Baumuster: LT 35		24.3601-8514.5	240688 ATE Ø 60 - Halter
2.5 TDI	80	05/99→07/06	←	☐; Baumuster: LT 35		24.3601-8514.5	240688 ATE Ø 60 - Halter
			←	☐; Baumuster: LT 28		24.3601-8514.5	240688 ATE Ø 60 - Halter
			→	☐; Baumuster: LT 28		11.3451-8501.2	220389 ATE Ø 45 - Halter
			→	☐; Baumuster: LT 28		11.3451-8502.2	220390 ATE Ø 45 - Halter
			→	☐; Baumuster: LT 35		11.3521-8501.2	220391 ATE Ø 52 - Halter
			→	☐; Baumuster: LT 35		11.3521-8502.2	220392 ATE Ø 52 - Halter
			→	☐; → 12/03; Baumuster: LT 35		24.3521-1707.5	240471 BOS Ø 52 - Halter





	kw			 	! #			
<b>VW - LT 28-35 II Bus (2DB, 2DE, 2DK) 04/96→07/06</b>								
<b> Bremssattel</b>								
2.5 TDI	61	05/01→07/06	➔	☐; → 12/03; Baumuster: LT 35		24.3521-1708.5 240472	BOS Ø 52 - Halter	
2.5 TDI	66	05/99→07/06						
2.5 TDI	70	05/01→07/06						
2.5 TDI	80	05/99→07/06						
2.5 TDI	75	05/96→08/99	➔	☐; → 2D-3-003239; Baumuster: LT 46		24.3441-1701.5 240331	PER Ø 44 - Halter	
			➔	☐; → 2D-3-003239; Baumuster: LT 46		24.3441-1702.5 240332		PER Ø 44 - Halter
			➔	☐; Baumuster: LT 35		24.3601-8513.5 240687		ATE Ø 60 - Halter
			➔	☐; Baumuster: LT 28		24.3601-8513.5 240687		ATE Ø 60 - Halter
			➔	☐; Baumuster: LT 35		24.3601-8514.5 240688		ATE Ø 60 - Halter
			➔	☐; Baumuster: LT 28		24.3601-8514.5 240688		ATE Ø 60 - Halter
			➔	☐; Baumuster: LT 28		11.3451-8501.2 220389		ATE Ø 45 - Halter
			➔	☐; Baumuster: LT 28		11.3451-8502.2 220390		ATE Ø 45 - Halter
			➔	☐; Baumuster: LT 35		11.3521-8501.2 220391		ATE Ø 52 - Halter
			➔	☐; Baumuster: LT 35		24.3521-1707.5 240471		BOS Ø 52 - Halter
			➔	☐; Baumuster: LT 35		11.3521-8502.2 220392		ATE Ø 52 - Halter
			➔	☐; → 2D-2H005686; Baumuster: LT 46		24.3441-1701.5 240331		PER Ø 44 - Halter
	➔	☐; → 2D-2H005686; Baumuster: LT 46		24.3441-1702.5 240332		PER Ø 44 - Halter		
2.8 TDI	96	01/99→01/02	➔	☐; Baumuster: LT 28		24.3601-8513.5 240687	ATE Ø 60 - Halter	
2.8 TDI	116	05/01→06/06	➔	☐; Baumuster: LT 28		24.3601-8514.5 240688	ATE Ø 60 - Halter	
			➔	☐; Baumuster: LT 28		11.3451-8501.2 220389	ATE Ø 45 - Halter	
			➔	☐; Baumuster: LT 28		11.3451-8502.2 220390	ATE Ø 45 - Halter	
<b>Halter, Bremssattel</b>								
2.3	105	05/96→07/06	➔	Baumuster: LT 35	2	11.8170-0510.1 260111	ATE	
2.5 SDI	55	07/96→07/06	➔	Baumuster: LT 28	2	11.8170-0510.1 260111	ATE	
2.5 TDI	61	05/01→07/06						
2.5 TDI	66	05/99→07/06						
2.5 TDI	70	05/01→07/06						
2.5 TDI	75	05/96→08/99						
2.5 TDI	80	05/99→07/06						
2.8 TDI	96	01/99→01/02	➔	Baumuster: LT 28	2	11.8170-0510.1 260111	ATE	
2.8 TDI	116	05/01→06/06						
<b>Feder, Bremssattel</b>								
2.3	105	05/96→07/06		Baumuster: LT 35	2	11.8116-0191.1 390522	ATE	
2.5 SDI	55	07/96→07/06	➔	Baumuster: LT 35	2	11.8116-0200.1 390505	ATE	
2.5 TDI	61	05/01→07/06	➔	Baumuster: LT 28	2	11.8116-0200.1 390505	ATE	
2.5 TDI	66	05/99→07/06	➔	Baumuster: LT 28	2	11.8116-0200.1 390505	ATE	
2.5 TDI	70	05/01→07/06	➔	Baumuster: LT 28	2	11.8116-0172.1 390500	ATE	
2.5 TDI	75	05/96→08/99						
2.5 TDI	80	05/99→07/06						
2.8 TDI	96	01/99→01/02	➔	Baumuster: LT 28	2	11.8116-0200.1 390505	ATE	
2.8 TDI	116	05/01→06/06	➔	Baumuster: LT 28	2	11.8116-0172.1 390500	ATE	
<b>Führungshülzensatz, Bremssattel</b>								
2.3	105	05/96→07/06	➔	Baumuster: LT 35		11.0101-5704.2 260095	ATE	
2.5 SDI	55	07/96→07/06	➔	Baumuster: LT 28		11.0101-5704.2 260095	ATE	
2.5 TDI	61	05/01→07/06	➔	Baumuster: LT 35		11.0101-5409.2 260035	ATE	
2.5 TDI	66	05/99→07/06	➔	Baumuster: LT 28		11.0101-5409.2 260035	ATE	
2.5 TDI	70	05/01→07/06	➔	Baumuster: LT 28		11.0101-5409.2 260035	ATE	
2.5 TDI	75	05/96→08/99						
2.5 TDI	80	05/99→07/06						
2.8 TDI	96	01/99→01/02	➔	Baumuster: LT 28		11.0101-5704.2 260095	ATE	
2.8 TDI	116	05/01→06/06	➔	Baumuster: LT 28		11.0101-5409.2 260035	ATE	
<b>Führungsbolzen, Bremssattel</b>								
2.3	105	05/96→07/06	➔	Baumuster: LT 35		11.8171-0008.1 990049	ATE	
2.5 SDI	55	07/96→07/06	➔	Baumuster: LT 28		11.8171-0008.1 990049	ATE	
2.5 TDI	61	05/01→07/06	➔	Baumuster: LT 35		11.8171-0008.1 990049	ATE	
2.5 TDI	66	05/99→07/06	➔	Baumuster: LT 28		11.8171-0008.1 990049	ATE	
2.5 TDI	70	05/01→07/06	➔	Baumuster: LT 28		11.8171-0008.1 990049	ATE	
2.5 TDI	75	05/96→08/99						
2.5 TDI	80	05/99→07/06						
2.8 TDI	96	01/99→01/02	➔	Baumuster: LT 28		11.8171-0008.1 990049	ATE	
2.8 TDI	116	05/01→06/06	➔	Baumuster: LT 28		11.8171-0008.1 990049	ATE	
↓								

**VW - LT 28-35 II Bus (2DB, 2DE, 2DK) 04/96→07/06**

**Dichtungssatz, Bremsattel**

2.3	105	05/96→07/06	←	Baumuster: LT 35		11.0441-6007.2	250146	ATE
2.5 SDI	55	07/96→07/06	←	Baumuster: LT 28		11.0441-6007.2	250146	ATE
2.5 TDI	61	05/01→07/06	←	Baumuster: LT 28		11.0441-4502.2	250143	ATE
2.5 TDI	66	05/99→07/06	→	Baumuster: LT 28		11.0441-4502.2	250143	ATE
2.5 TDI	70	05/01→07/06	→	Baumuster: LT 35		11.0441-5203.2	250144	ATE
2.5 TDI	75	05/96→08/99	→	Baumuster: LT 35		11.0441-5203.2	250144	ATE
2.5 TDI	80	05/99→07/06	→	Baumuster: LT 35		11.0441-5203.2	250144	ATE
2.8 TDI	96	01/99→01/02	←	Baumuster: LT 28		11.0441-6007.2	250146	ATE
2.8 TDI	116	05/01→06/06	→	Baumuster: LT 28		11.0441-4502.2	250143	ATE

 **Bremsschlauch**

2.3	105	05/96→07/06	←		2	83.7716-0363.3	330829	L= 363
2.5 SDI	55	07/96→07/06	→	am Bremsattel; Baumuster: LT 28	2	24.5237-0235.3	330781	L= 235
2.5 TDI	75	05/96→08/99	→	am Bremsattel; Baumuster: LT 46	2	24.5237-0235.3	330781	L= 235
			→	am Bremsattel; Baumuster: LT 35	2	24.5237-0235.3	330781	L= 235
			→	Baumuster: LT 28	1	83.7716-0363.3	330829	L= 363
			→	Baumuster: LT 46	2	83.7716-0363.3	330829	L= 363
			→	Baumuster: LT 35	1	83.7716-0363.3	330829	L= 363
2.5 TDI	61	05/01→07/06	←		2	83.7716-0363.3	330829	L= 363
2.5 TDI	66	05/99→07/06	→	am Bremsattel; Baumuster: LT 28	2	24.5237-0235.3	330781	L= 235
2.5 TDI	70	05/01→07/06	→	am Bremsattel; Baumuster: LT 35	2	24.5237-0235.3	330781	L= 235
2.5 TDI	80	05/99→07/06	→	Baumuster: LT 28	1	83.7716-0363.3	330829	L= 363
			→	Baumuster: LT 35	1	83.7716-0363.3	330829	L= 363
2.8 TDI	92	07/97→05/03	→	→ 28-D-007273	2	83.6301-0355.3	330343	L= 355
2.8 TDI	96	01/99→01/02	←		2	83.7716-0363.3	330829	L= 363
2.8 TDI	116	05/01→06/06	→	am Bremsattel; Baumuster: LT 28	2	24.5237-0235.3	330781	L= 235
			→	Baumuster: LT 28	1	83.7716-0363.3	330829	L= 363

**VW - LT 28-46 II Kasten (2DA, 2DD, 2DH) 04/96→07/06**

 **Bremssattel**

2.3	105	05/96→07/06	←	☐; → 2D-3-003239; Baumuster: LT 46		24.3441-1701.5	240331	PER Ø 44 - Halter
2.5 SDI	55	09/96→07/06	←	☐; → 2D-3-003239; Baumuster: LT 46		24.3441-1702.5	240332	PER Ø 44 - Halter
2.5 TDI	61	05/01→07/06	←	☐; Baumuster: LT 28		24.3601-8513.5	240687	ATE Ø 60 - Halter
2.5 TDI	66	05/99→07/06	←	☐; Baumuster: LT 28		24.3601-8513.5	240687	ATE Ø 60 - Halter
2.5 TDI	70	05/01→07/06	←	☐; Baumuster: LT 35		24.3601-8514.5	240688	ATE Ø 60 - Halter
2.5 TDI	80	05/99→07/06	←	☐; Baumuster: LT 35		24.3601-8514.5	240688	ATE Ø 60 - Halter
2.8 TDI	96	01/99→07/06	←	☐; Baumuster: LT 35		24.3601-8514.5	240688	ATE Ø 60 - Halter
2.8 TDI	116	04/02→07/06	←	☐; Baumuster: LT 28		24.3601-8514.5	240688	ATE Ø 60 - Halter
			→	☐; Baumuster: LT 28		11.3451-8501.2	220389	ATE Ø 45 - Halter
			→	☐; Baumuster: LT 28		11.3451-8502.2	220390	ATE Ø 45 - Halter
			→	☐; Baumuster: LT 35		11.3521-8501.2	220391	ATE Ø 52 - Halter
			→	☐; Baumuster: LT 35		11.3521-8502.2	220392	ATE Ø 52 - Halter
			→	☐; → 2D-2H005686; Baumuster: LT 46		24.3441-1701.5	240331	PER Ø 44 - Halter
			→	☐; → 2D-2H005686; Baumuster: LT 46		24.3441-1702.5	240332	PER Ø 44 - Halter
			→	☐; → 12/03; Baumuster: LT 35		24.3521-1707.5	240471	BOS Ø 52 - Halter
			→	☐; → 12/03; Baumuster: LT 35		24.3521-1708.5	240472	BOS Ø 52 - Halter
2.5 TDI	75	05/96→08/99	←	☐; → 2D-3-003239; Baumuster: LT 46		24.3441-1701.5	240331	PER Ø 44 - Halter
2.8 TDI	92	07/97→01/02	←	☐; → 2D-3-003239; Baumuster: LT 46		24.3441-1702.5	240332	PER Ø 44 - Halter
			←	☐; Baumuster: LT 35		24.3601-8513.5	240687	ATE Ø 60 - Halter
			←	☐; Baumuster: LT 28		24.3601-8513.5	240687	ATE Ø 60 - Halter
			←	☐; Baumuster: LT 35		24.3601-8514.5	240688	ATE Ø 60 - Halter
			←	☐; Baumuster: LT 28		24.3601-8514.5	240688	ATE Ø 60 - Halter
			→	☐; Baumuster: LT 28		11.3451-8501.2	220389	ATE Ø 45 - Halter
			→	☐; Baumuster: LT 28		11.3451-8502.2	220390	ATE Ø 45 - Halter
			→	☐; Baumuster: LT 35		11.3521-8501.2	220391	ATE Ø 52 - Halter
			→	☐; Baumuster: LT 35		24.3521-1707.5	240471	BOS Ø 52 - Halter
			→	☐; Baumuster: LT 35		11.3521-8502.2	220392	ATE Ø 52 - Halter
			→	☐; → 2D-2H005686; Baumuster: LT 46		24.3441-1701.5	240331	PER Ø 44 - Halter



**VW - LT 28-46 II Kasten (2DA, 2DD, 2DH) 04/96→07/06**

**Bremssattel**

2.5 TDI 2.8 TDI	75 92	05/96→08/99 07/97→01/02	➔	☐; ➔ 2D-2H005686; Baumuster: LT 46	24.3441-1702.5	240332	PER Ø 44 - Halter
--------------------	----------	----------------------------	---	------------------------------------	----------------	--------	-------------------

**Halter, Bremssattel**

2.3 2.5 SDI 2.5 TDI 2.5 TDI 2.5 TDI 2.5 TDI 2.5 TDI 2.8 TDI 2.8 TDI 2.8 TDI	105 55 61 66 70 75 80 92 96 116	05/96→07/06 09/96→07/06 05/01→07/06 05/99→07/06 05/01→07/06 05/96→08/99 05/99→07/06 07/97→01/02 01/99→07/06 04/02→07/06	←	Baumuster: LT 35 Baumuster: LT 28	2 2	11.8170-0510.1 11.8170-0510.1	260111 260111	ATE ATE
--	--	--	---	--------------------------------------	--------	----------------------------------	------------------	------------

**Feder, Bremssattel**

2.3 2.5 SDI 2.5 TDI 2.5 TDI 2.5 TDI 2.5 TDI 2.5 TDI 2.8 TDI 2.8 TDI 2.8 TDI	105 55 61 66 70 75 80 92 96 116	05/96→07/06 09/96→07/06 05/01→07/06 05/99→07/06 05/01→07/06 05/96→08/99 05/99→07/06 07/97→01/02 01/99→07/06 04/02→07/06	←	Baumuster: LT 35 Baumuster: LT 35 Baumuster: LT 28 Baumuster: LT 28	2 2 2 2	11.8116-0191.1 11.8116-0200.1 11.8116-0200.1 11.8116-0172.1	390522 390505 390505 390500	ATE ATE ATE ATE
--	--	--	---	--	------------------	--	--------------------------------------	--------------------------

**Führungshülzensatz, Bremssattel**

2.3 2.5 SDI 2.5 TDI 2.5 TDI 2.5 TDI 2.5 TDI 2.5 TDI 2.8 TDI 2.8 TDI 2.8 TDI	105 55 61 66 70 75 80 92 96 116	05/96→07/06 09/96→07/06 05/01→07/06 05/99→07/06 05/01→07/06 05/96→08/99 05/99→07/06 07/97→01/02 01/99→07/06 04/02→07/06	←	Baumuster: LT 35 Baumuster: LT 28 Baumuster: LT 35 Baumuster: LT 28	2 2 2 2	11.0101-5704.2 11.0101-5704.2 11.0101-5409.2 11.0101-5409.2	260095 260095 260035 260035	ATE ATE ATE ATE
--	--	--	---	--	------------------	--	--------------------------------------	--------------------------

**Führungsbolzen, Bremssattel**

2.3 2.5 SDI 2.5 TDI 2.5 TDI 2.5 TDI 2.5 TDI 2.5 TDI 2.8 TDI 2.8 TDI 2.8 TDI	105 55 61 66 70 75 80 92 96 116	05/96→07/06 09/96→07/06 05/01→07/06 05/99→07/06 05/01→07/06 05/96→08/99 05/99→07/06 07/97→01/02 01/99→07/06 04/02→07/06	←	Baumuster: LT 35 Baumuster: LT 28 Baumuster: LT 35 Baumuster: LT 28	2 2 2 2	11.8171-0008.1 11.8171-0008.1 11.8171-0008.1 11.8171-0008.1	990049 990049 990049 990049	ATE ATE ATE ATE
--	--	--	---	--	------------------	--	--------------------------------------	--------------------------

**Dichtungssatz, Bremssattel**

2.3 2.5 SDI 2.5 TDI 2.5 TDI 2.5 TDI 2.5 TDI 2.8 TDI 2.8 TDI 2.8 TDI	105 55 61 66 70 75 80 92 96 116	05/96→07/06 09/96→07/06 05/01→07/06 05/99→07/06 05/01→07/06 05/96→08/99 05/99→07/06 07/97→01/02 01/99→07/06 04/02→07/06	←	Baumuster: LT 35 Baumuster: LT 28 Baumuster: LT 28 Baumuster: LT 35	2 2 2 2	11.0441-6007.2 11.0441-6007.2 11.0441-4502.2 11.0441-5203.2	250146 250146 250143 250144	ATE ATE ATE ATE
---	--	--	---	--	------------------	--	--------------------------------------	--------------------------








**Bremsschlauch**

2.3 2.5 SDI 2.5 TDI 2.5 TDI 2.5 TDI 2.5 TDI 2.5 TDI 2.8 TDI 2.8 TDI 2.8 TDI	105 55 61 66 70 75 80 92 96 116	05/96→07/06 09/96→07/06 05/01→07/06 05/99→07/06 05/01→07/06 05/96→08/99 05/99→07/06 07/97→01/02 01/99→07/06 04/02→07/06	←	am Bremssattel; Baumuster: LT 28 am Bremssattel; Baumuster: LT 46 am Bremssattel; Baumuster: LT 35 Baumuster: LT 28 Baumuster: LT 46 Baumuster: LT 35	2 2 2 2 1 2 1	83.7716-0363.3 24.5237-0235.3 24.5237-0235.3 24.5237-0235.3 83.7716-0363.3 83.7716-0363.3 83.7716-0363.3	330829 330781 330781 330781 330829 330829 330829	L= 363 L= 235 L= 235 L= 235 L= 363 L= 363 L= 363
--	--	--	---	--	---------------------------------	--	--	--














**VW - LT 28-46 II Pritsche/Fahrgestell (2DC, 2DF, 2DG, 2DL, 2DM) 04/96→07/06**

**Bremssattel**











2.3 2.5 SDI ↓	105 55	06/96→07/06 09/96→07/06	←	☐; ➔ 2D-3-003239; Baumuster: LT 46	24.3441-1701.5	240331	PER Ø 44 - Halter
---------------------	-----------	----------------------------	---	------------------------------------	----------------	--------	-------------------

	kw			 	! #		
<b>VW - LT 28-46 II Pritsche/Fahrgestell (2DC, 2DF, 2DG, 2DL, 2DM) 04/96→07/06</b>							
<b>Bremssattel</b>							
2.5 TDI	61	05/01→07/06	←	☐; → 2D-3-003239; Baumuster: LT 46		24.3441-1702.5 240332	PER Ø 44 - Halter
2.5 TDI	66	05/99→07/06	←	☐; Baumuster: LT 28		24.3601-8513.5 240687	ATE Ø 60 - Halter
2.5 TDI	70	05/01→07/06	←	☐; Baumuster: LT 28		24.3601-8513.5 240687	ATE Ø 60 - Halter
2.5 TDI	80	05/99→07/06	←	☐; Baumuster: LT 35		24.3601-8513.5 240687	ATE Ø 60 - Halter
2.8 TDI	96	01/99→07/06	←	☐; Baumuster: LT 35		24.3601-8514.5 240688	ATE Ø 60 - Halter
2.8 TDI	116	04/02→07/06	←	☐; Baumuster: LT 35		24.3601-8514.5 240688	ATE Ø 60 - Halter
			←	☐; Baumuster: LT 28		24.3601-8514.5 240688	ATE Ø 60 - Halter
			→	☐; Baumuster: LT 28		11.3451-8501.2 220389	ATE Ø 45 - Halter
			→	☐; Baumuster: LT 28		11.3451-8502.2 220390	ATE Ø 45 - Halter
			→	☐; Baumuster: LT 35		11.3521-8501.2 220391	ATE Ø 52 - Halter
			→	☐; Baumuster: LT 35		11.3521-8502.2 220392	ATE Ø 52 - Halter
			→	☐; → 2D-2H005686; Baumuster: LT 46		24.3441-1701.5 240331	PER Ø 44 - Halter
			→	☐; → 2D-2H005686; Baumuster: LT 46		24.3441-1702.5 240332	PER Ø 44 - Halter
			→	☐; → 12/03; Baumuster: LT 35		24.3521-1707.5 240471	BOS Ø 52 - Halter
			→	☐; → 12/03; Baumuster: LT 35		24.3521-1708.5 240472	BOS Ø 52 - Halter
2.5 TDI	75	06/96→08/99	←	☐; → 2D-3-003239; Baumuster: LT 46		24.3441-1701.5 240331	PER Ø 44 - Halter
2.8 TDI	92	07/97→01/02	←	☐; → 2D-3-003239; Baumuster: LT 46		24.3441-1702.5 240332	PER Ø 44 - Halter
			←	☐; Baumuster: LT 35		24.3601-8513.5 240687	ATE Ø 60 - Halter
			←	☐; Baumuster: LT 28		24.3601-8513.5 240687	ATE Ø 60 - Halter
			←	☐; Baumuster: LT 35		24.3601-8514.5 240688	ATE Ø 60 - Halter
			←	☐; Baumuster: LT 28		24.3601-8514.5 240688	ATE Ø 60 - Halter
			→	☐; Baumuster: LT 28		11.3451-8501.2 220389	ATE Ø 45 - Halter
			→	☐; Baumuster: LT 28		11.3451-8502.2 220390	ATE Ø 45 - Halter
			→	☐; Baumuster: LT 35		11.3521-8501.2 220391	ATE Ø 52 - Halter
			→	☐; Baumuster: LT 35		24.3521-1707.5 240471	BOS Ø 52 - Halter
			→	☐; Baumuster: LT 35		11.3521-8502.2 220392	ATE Ø 52 - Halter
			→	☐; → 2D-2H005686; Baumuster: LT 46		24.3441-1701.5 240331	PER Ø 44 - Halter
			→	☐; → 2D-2H005686; Baumuster: LT 46		24.3441-1702.5 240332	PER Ø 44 - Halter
<b>Halter, Bremssattel</b>							
2.3	105	06/96→07/06	←	Baumuster: LT 35	2	11.8170-0510.1 260111	ATE
2.5 SDI	55	09/96→07/06	←	Baumuster: LT 28	2	11.8170-0510.1 260111	ATE
2.5 TDI	61	05/01→07/06	←	Baumuster: LT 28			
2.5 TDI	66	05/99→07/06	←	Baumuster: LT 28			
2.5 TDI	70	05/01→07/06	←	Baumuster: LT 28			
2.5 TDI	75	06/96→08/99	→	Baumuster: LT 28	2	11.8116-0172.1 390500	ATE
2.5 TDI	80	05/99→07/06	→	Baumuster: LT 28			
2.8 TDI	92	07/97→01/02	→	Baumuster: LT 28			
2.8 TDI	96	01/99→07/06	→	Baumuster: LT 28			
2.8 TDI	116	04/02→07/06	→	Baumuster: LT 28			
<b>Feder, Bremssattel</b>							
2.3	105	06/96→07/06		Baumuster: LT 35	2	11.8116-0191.1 390522	ATE
2.5 SDI	55	09/96→07/06		Baumuster: LT 35	2	11.8116-0200.1 390505	ATE
2.5 TDI	61	05/01→07/06	←	Baumuster: LT 35	2	11.8116-0200.1 390505	ATE
2.5 TDI	66	05/99→07/06	←	Baumuster: LT 28	2	11.8116-0200.1 390505	ATE
2.5 TDI	70	05/01→07/06	←	Baumuster: LT 28	2	11.8116-0200.1 390505	ATE
2.5 TDI	75	06/96→08/99	→	Baumuster: LT 28	2	11.8116-0172.1 390500	ATE
2.5 TDI	80	05/99→07/06	→	Baumuster: LT 28			
2.8 TDI	92	07/97→01/02	→	Baumuster: LT 28			
2.8 TDI	96	01/99→07/06	→	Baumuster: LT 28			
2.8 TDI	116	04/02→07/06	→	Baumuster: LT 28			
<b>Führungshülzensatz, Bremssattel</b>							
2.3	105	06/96→07/06	←	Baumuster: LT 35		11.0101-5704.2 260095	ATE
2.5 SDI	55	09/96→07/06	←	Baumuster: LT 28		11.0101-5704.2 260095	ATE
2.5 TDI	61	05/01→07/06	←	Baumuster: LT 35		11.0101-5409.2 260035	ATE
2.5 TDI	66	05/99→07/06	←	Baumuster: LT 35		11.0101-5409.2 260035	ATE
2.5 TDI	70	05/01→07/06	→	Baumuster: LT 35		11.0101-5409.2 260035	ATE
2.5 TDI	75	06/96→08/99	→	Baumuster: LT 28		11.0101-5409.2 260035	ATE
2.5 TDI	80	05/99→07/06	→	Baumuster: LT 28		11.0101-5409.2 260035	ATE
2.8 TDI	92	07/97→01/02	→	Baumuster: LT 28		11.0101-5409.2 260035	ATE
2.8 TDI	96	01/99→07/06	→	Baumuster: LT 28		11.0101-5409.2 260035	ATE
2.8 TDI	116	04/02→07/06	→	Baumuster: LT 28		11.0101-5409.2 260035	ATE
<b>Führungsbolzen, Bremssattel</b>							
2.3	105	06/96→07/06	←	Baumuster: LT 35		11.8171-0008.1 990049	ATE
2.5 SDI	55	09/96→07/06	←	Baumuster: LT 35		11.8171-0008.1 990049	ATE
↓							










	kw					! #		
<b>VW - LT 28-46 II Pritsche/Fahrgestell (2DC, 2DF, 2DG, 2DL, 2DM) 04/96—07/06</b>								
<b>Führungsbolzen, Bremsattel</b>								
2.5 TDI	61	05/01→07/06	←	Baumuster: LT 28		11.8171-0008.1	990049	ATE
2.5 TDI	66	05/99→07/06	→	Baumuster: LT 35		11.8171-0008.1	990049	ATE
2.5 TDI	70	05/01→07/06	→	Baumuster: LT 28		11.8171-0008.1	990049	ATE
2.5 TDI	75	06/96→08/99	→	Baumuster: LT 28		11.8171-0008.1	990049	ATE
2.5 TDI	80	05/99→07/06						
2.8 TDI	92	07/97→01/02						
2.8 TDI	96	01/99→07/06						
2.8 TDI	116	04/02→07/06						
<b>Dichtungssatz, Bremsattel</b>								
2.3	105	06/96→07/06	←	Baumuster: LT 35		11.0441-6007.2	250146	ATE
2.5 SDI	55	09/96→07/06	←	Baumuster: LT 28		11.0441-6007.2	250146	ATE
2.5 TDI	61	05/01→07/06	→	Baumuster: LT 28		11.0441-4502.2	250143	ATE
2.5 TDI	66	05/99→07/06	→	Baumuster: LT 35		11.0441-5203.2	250144	ATE
2.5 TDI	70	05/01→07/06						
2.5 TDI	75	06/96→08/99						
2.5 TDI	80	05/99→07/06						
2.8 TDI	92	07/97→01/02						
2.8 TDI	96	01/99→07/06						
2.8 TDI	116	04/02→07/06						
<b>Bremsschlauch</b>								
2.3	105	06/96→07/06	←		2	83.7716-0363.3	330829	L= 363
2.5 SDI	55	09/96→07/06	→	am Bremsattel; Baumuster: LT 28	2	24.5237-0235.3	330781	L= 235
2.5 TDI	61	05/01→07/06	→	am Bremsattel; Baumuster: LT 46	2	24.5237-0235.3	330781	L= 235
2.5 TDI	66	05/99→07/06	→	am Bremsattel; Baumuster: LT 35	2	24.5237-0235.3	330781	L= 235
2.5 TDI	70	05/01→07/06	→	Baumuster: LT 28	1	83.7716-0363.3	330829	L= 363
2.5 TDI	75	06/96→08/99	→	Baumuster: LT 28	1	83.7716-0363.3	330829	L= 363
2.5 TDI	80	05/99→07/06	→	Baumuster: LT 46	2	83.7716-0363.3	330829	L= 363
2.8 TDI	92	07/97→01/02	→	Baumuster: LT 35	1	83.7716-0363.3	330829	L= 363
2.8 TDI	96	01/99→07/06	→					
2.8 TDI	116	04/02→07/06	→					
<b>VW - LT 40-55 I Kasten (291-512) 04/75→06/96</b>								
<b>Bremssattel</b>								
2.4 D	51	07/90→05/96	←			24.9257-0041.5	230049	ATE Ø 57
2.4 i	69	01/93→06/96	←			24.9257-0042.5	230050	ATE Ø 57
2.4 TD	70	06/92→05/96	←			24.9257-0042.5	230050	ATE Ø 57
<b>Dichtungssatz, Bremsattel</b>								
2.4 D	51	07/90→05/96	←			13.0441-5720.2	250122	ATE
2.4 i	69	01/93→06/96						
2.4 TD	70	06/92→05/96						
<b>Bremsschlauch</b>								
2.4 D	51	07/90→05/96	←		2	24.5224-0440.3	331378	L= 445
2.4 i	69	01/93→06/96	→	28-D-007274→	1	83.6124-0362.3	330715	L= 360
			→		1	83.6124-0362.3	330715	L= 360
			→	→ 28-D-007273	2	83.6301-0355.3	330343	L= 355
			→	+PR 1X1	1	83.7724-0467.3	331274	L= 465
2.4 TD	70	06/92→05/96	←		2	24.5224-0440.3	331378	L= 445
			→	28-D-007274→	1	83.6124-0362.3	330715	L= 360
			→	→ 28-D-007273	2	83.6301-0355.3	330343	L= 355
			→	+PR 1X1	1	83.7724-0467.3	331274	L= 465
<b>VW - LT 40-55 I Pritsche/Fahrgestell (293-909) 04/75→06/96</b>								
<b>Bremssattel</b>								
2.4 D	51	08/90→06/96	←			24.9257-0041.5	230049	ATE Ø 57
2.4 i	69	03/94→06/96	←			24.9257-0042.5	230050	ATE Ø 57
2.4 TD	70	08/92→06/96	←			24.9257-0042.5	230050	ATE Ø 57
<b>Dichtungssatz, Bremsattel</b>								
2.4 D	51	08/90→06/96	←			13.0441-5720.2	250122	ATE
2.4 i	69	03/94→06/96						
2.4 TD	70	08/92→06/96						
<b>Bremsschlauch</b>								
2.4 D	51	08/90→06/96	←		2	24.5224-0440.3	331378	L= 445
2.4 i	69	03/94→06/96	→	28-D-007274→	1	83.6124-0362.3	330715	L= 360
2.4 TD	70	08/92→06/96	→		1	83.6124-0362.3	330715	L= 360
↓								
















	kw			 	! #		
<b>VW - LT 40-55 I Pritsche/Fahrgestell (293-909) 04/75→06/96</b>							
 <b>Bremsschlauch</b>							
2.4 D	51	08/90→06/96	➔	→ 28-D-007273	2	83.6301-0355.3	330343 L= 355
2.4 i	69	03/94→06/96	➔	+PR 1X1	1	83.7724-0467.3	331274 L= 465
2.4 TDI	70	08/92→06/96					
<b>VW - LUPO (6X1, 6E1) 09/98→07/05</b>							
 <b>Bremssattel</b>							
1.0	37	09/98→07/05	←	☐; +PR 1LM,1ZN,1LB,1ZC		24.3481-1735.5	240283 ATE Ø 48 - Halter
1.0	37	10/98→05/00	←	☐; +PR 1LM,1ZN,1LB,1ZC / 1LM,1ZN		24.3481-1736.5	240284 ATE Ø 48 - Halter
1.4	44	10/00→07/05					
1.4 TDI	55	01/99→07/05	←	☐; +PR 1ZE,1ZJ,1ZK		24.3541-1779.5	240249 TRW Ø 54 - Halter
1.7 SDI	44	09/98→07/05	←	☐; +PR 1ZE,1ZJ,1ZK		24.3541-1780.5	240250 TRW Ø 54 - Halter
1.2 TDI 3L	45	07/99→07/05	←	☐; +PR 1ZB		11.9486-0009.2	220841 ATE Ø 48 - Halter
			←	☐; +PR 1ZB		11.9486-0010.2	220842 ATE Ø 48 - Halter
1.4 16V	55	09/98→07/05	←	☐; 10/98→; +PR 1LM,1ZN,1LB,1ZC		24.3481-1735.5	240283 ATE Ø 48 - Halter
			←	☐; 10/98→; +PR 1LM,1ZN,1LB,1ZC / 1LM,1ZN		24.3481-1736.5	240284 ATE Ø 48 - Halter
			←	☐; 10/98→; +PR 1ZE,1ZJ,1ZK		24.3541-1779.5	240249 TRW Ø 54 - Halter
			←	☐; 10/98→; +PR 1ZE,1ZJ,1ZK		24.3541-1780.5	240250 TRW Ø 54 - Halter
1.4 16V	74	08/99→07/05	←	☐; +PR 1LM,1ZN,1LB,1ZC		24.3481-1735.5	240283 ATE Ø 48 - Halter
1.4 FSI	77	02/01→07/05	←	☐; +PR 1LM,1ZN,1LB,1ZC / 1LM,1ZN		24.3481-1736.5	240284 ATE Ø 48 - Halter
1.6 GTI	92	09/00→07/05					
1.7 SDI	44	09/98→07/05	←	☐; +PR 1ZE,1ZJ,1ZK		24.3541-1779.5	240249 TRW Ø 54 - Halter
			←	☐; +PR 1ZE,1ZJ,1ZK		24.3541-1780.5	240250 TRW Ø 54 - Halter
			➔	☐		24.3344-1711.5	240894 TRW Ø 34 - Halter
			➔	☐		24.3344-1712.5	240895 TRW Ø 34 - Halter
						24.3344-1712.7	220540 TRW Ø 34 - Halter
<b>Führungshülzensatz, Bremssattel</b>							
1.0	37	09/98→07/05	←	+PR 1LM,1ZN,1LB,1ZC / 1LM,1ZN		11.0101-4801.2	260006 ATE
1.0	37	10/98→05/00	←			24.0102-4801.2	260085 ATE
1.4	44	10/00→07/05					
1.4 16V	74	08/99→07/05	←	+PR 1LX		11.0101-5403.2	260010 TRW
1.4 FSI	77	02/01→07/05	←	+PR 1ZE,1ZJ,1ZK		11.0101-5403.2	260010 TRW
1.4 TDI	55	01/99→07/05					
1.6 GTI	92	09/00→07/05	←			11.0101-5403.2	260010 TRW
1.7 SDI	44	09/98→07/05					
1.2 TDI 3L	45	07/99→07/05	←	+PR 1ZB		11.0101-5409.2	260035 ATE
1.4 16V	55	09/98→07/05	←	10/98→; +PR 1LM,1ZN,1LB,1ZC / 1LM,1ZN		11.0101-4801.2	260006 ATE
						24.0102-4801.2	260085 ATE
			←	10/98→; +PR 1LX		11.0101-5403.2	260010 TRW
			←	10/98→; +PR 1ZE,1ZJ,1ZK		11.0101-5403.2	260010 TRW
<b>Führungsbolzen, Bremssattel</b>							
1.2 TDI 3L	45	07/99→07/05	←	+PR 1ZB		11.8171-0008.1	990049 ATE
<b>Dichtungssatz, Bremssattel</b>							
1.0	37	09/98→07/05		+PR 1LM,1ZN,1LB,1ZC		11.0441-4808.2	250022 ATE
1.0	37	10/98→05/00					
1.4	44	10/00→07/05					
1.4 16V	74	08/99→07/05					
1.4 FSI	77	02/01→07/05					
1.4 TDI	55	01/99→07/05					
1.6 GTI	92	09/00→07/05				11.0441-4808.2	250022 ATE
1.7 SDI	44	09/98→07/05					
1.4 16V	55	09/98→07/05		10/98→; +PR 1LM,1ZN,1LB,1ZC		11.0441-4808.2	250022 ATE
 <b>Bremsschlauch</b>							
1.0	37	09/98→07/05	←		2	24.5147-0385.3	331427 L= 384
1.0	37	10/98→05/00	➔		2	83.7858-0140.3	330837 L= 140
1.4	44	10/00→07/05					
1.4 16V	74	08/99→07/05	←		2	83.6243-0393.3	330629 L= 390
1.4 TDI	55	01/99→07/05					
1.7 SDI	44	09/98→07/05					
1.2 TDI 3L	45	07/99→07/05	←		2	83.7858-0140.3	330837 L= 140
			➔		2	83.7858-0140.3	330837 L= 140
1.4 16V	55	09/98→07/05	←	10/98→	2	24.5147-0385.3	331427 L= 384
			➔	10/98→	2	83.7858-0140.3	330837 L= 140
1.4 FSI	77	02/01→07/05	➔		2	83.7858-0140.3	330837 L= 140
1.6 GTI	92	09/00→07/05					





	kw			 	! #		
<b>VW - MULTIVAN T5 (7HM, 7HN, 7HF, 7EF, 7EM, 7EN) 04/03→08/15</b>							
<b>Bremssattel</b>							
1.9 TDI	62	01/06→11/09	←	☐; 7H-A-200001→; +PR 2E4		11.9441-9933.2 220911	ATE Ø 44 - Halter
1.9 TDI	75	06/06→11/09	←	☐; 7H-A-200001→; +PR 2E4		11.9441-9934.2 220912	ATE Ø 44 - Halter
			←	☐; → 7H-A-050000; +PR 2E4		11.9601-9721.2 220875	ATE Ø 60 - Halter
			←	☐; → 7H-A-050000; +PR 2E4		11.9601-9722.2 220876	ATE Ø 60 - Halter
			←	☐; +PR 2E3		24.3601-9947.5 240597	ATE Ø 60 - Halter
			←	☐; +PR 2E3		24.3601-9948.5 240598	ATE Ø 60 - Halter
			→	☐; +PR 0WR; → 7H-8-027999		11.9441-9949.2 220803	ATE Ø 44 - Halter
			→	☐; +PR 0WR; → 7H-8-027999		11.9441-9950.2 220804	ATE Ø 44 - Halter
			→	☐; 7H-A-200001→		24.3414-1711.5 240852	TRW Ø 41 - Halter
			→	☐; 7H-8-028000→; +PR 0WR; → 7H-8-200000		24.3414-1711.5 240852	TRW Ø 41 - Halter
			→	☐; 7H-6-000001→; +PR 2E3,2E4; → 7H-A-050000		24.3414-1711.5 240852	TRW Ø 41 - Halter
			→	☐; 7H-6-000001→; +PR 2E3,2E4; → 7H-A-050000		24.3414-1712.5 240853	TRW Ø 41 - Halter
			→	☐; 7H-8-028000→; +PR 0WR; → 7H-8-200000		24.3414-1712.5 240853	TRW Ø 41 - Halter
			→	☐; 7H-A-200001→		24.3414-1712.5 240853	TRW Ø 41 - Halter
1.9 TDI	63	04/03→11/09	←	☐; 7H-A-200001→; +PR 2E4		11.9441-9933.2 220911	ATE Ø 44 - Halter
1.9 TDI	77	04/03→11/09	←	☐; 7H-A-200001→; +PR 2E4		11.9441-9934.2 220912	ATE Ø 44 - Halter
2.0	85	11/03→08/15	←	☐; 7H-A-200001→; +PR 2E4		11.9441-9934.2 220912	ATE Ø 44 - Halter
2.5 TDI	96	04/03→11/09	←	☐; → 7H-A-050000; +PR 2E4		11.9601-9721.2 220875	ATE Ø 60 - Halter
2.5 TDI	120	11/03→11/09	←	☐; → 7H-A-050000; +PR 2E4		11.9601-9721.2 220875	ATE Ø 60 - Halter
2.5 TDI	128	04/03→11/09	←	☐; → 7H-A-050000; +PR 2E4		11.9601-9722.2 220876	ATE Ø 60 - Halter
2.5 TDI 4motion	96	07/04→11/09	←	☐; +PR 2E3		24.3601-9947.5 240597	ATE Ø 60 - Halter
2.5 TDI 4motion	128	07/04→11/09	←	☐; +PR 2E3		24.3601-9948.5 240598	ATE Ø 60 - Halter
3.2 V6	170	02/04→06/04	←	☐; +PR 2E3		24.3601-9948.5 240598	ATE Ø 60 - Halter
3.2 V6	173	02/04→11/09	→	☐; +PR 0WR; → 7H-8-027999		11.9441-9949.2 220803	ATE Ø 44 - Halter
3.2 V6 4motion	173	07/04→11/09	→	☐; +PR 0WR; → 7H-8-027999		11.9441-9950.2 220804	ATE Ø 44 - Halter
			→	☐; +PR 0WL,0WN / 0WM,0WP,0WQ; → 7H-5-120000		24.3414-1711.5 240852	TRW Ø 41 - Halter
			→	☐; 7H-A-200001→		24.3414-1711.5 240852	TRW Ø 41 - Halter
			→	☐; 7H-8-028000→; +PR 0WR; → 7H-8-200000		24.3414-1711.5 240852	TRW Ø 41 - Halter
			→	☐; 7H-6-000001→; +PR 2E3,2E4; → 7H-A-050000		24.3414-1711.5 240852	TRW Ø 41 - Halter
			→	☐; 7H-6-000001→; +PR 2E3,2E4; → 7H-A-050000		24.3414-1712.5 240853	TRW Ø 41 - Halter
			→	☐; +PR 0WL,0WN / 0WM,0WP,0WQ; → 7H-5-120000		24.3414-1712.5 240853	TRW Ø 41 - Halter
			→	☐; 7H-8-028000→; +PR 0WR; → 7H-8-200000		24.3414-1712.5 240853	TRW Ø 41 - Halter
			→	☐; 7H-A-200001→		24.3414-1712.5 240853	TRW Ø 41 - Halter
2.0 BiTDI	132	09/09→08/15	←	☐; 7H-A-200001→; +PR 2E4		11.9441-9933.2 220911	ATE Ø 44 - Halter
2.0 BiTDI 4motion	132	09/09→08/15	←	☐; 7H-A-200001→; +PR 2E4		11.9441-9934.2 220912	ATE Ø 44 - Halter
2.0 TDI	62	09/09→08/15	←	☐; 7H-A-200001→; +PR 2E4		11.9441-9934.2 220912	ATE Ø 44 - Halter
2.0 TDI	75	09/09→08/15	←	☐; → 7H-A-050000; +PR 2E4		11.9601-9721.2 220875	ATE Ø 60 - Halter
2.0 TDI	103	09/09→08/15	←	☐; → 7H-A-050000; +PR 2E4		11.9601-9721.2 220875	ATE Ø 60 - Halter
2.0 TDI 4motion	103	09/09→08/15	←	☐; → 7H-A-050000; +PR 2E4		11.9601-9722.2 220876	ATE Ø 60 - Halter
			←	☐; +PR 2E3		24.3601-9947.5 240597	ATE Ø 60 - Halter
			←	☐; +PR 2E3		24.3601-9948.5 240598	ATE Ø 60 - Halter
			→	☐; 7H-A-200001→		24.3414-1711.5 240852	TRW Ø 41 - Halter
			→	☐; 7H-6-000001→; +PR 2E3,2E4; → 7H-A-050000		24.3414-1711.5 240852	TRW Ø 41 - Halter
			→	☐; 7H-A-200001→		24.3414-1712.5 240853	TRW Ø 41 - Halter
			→	☐; 7H-6-000001→; +PR 2E3,2E4; → 7H-A-050000		24.3414-1712.5 240853	TRW Ø 41 - Halter
2.0 TDI	84	05/11→08/15	←	☐; +PR 2E4		11.9441-9933.2 220911	ATE Ø 44 - Halter
2.0 TSI	110	07/12→08/15	←	☐; +PR 2E4		11.9441-9934.2 220912	ATE Ø 44 - Halter
2.0 TSI	150	05/11→08/15	←	☐; +PR 2E4		11.9441-9934.2 220912	ATE Ø 44 - Halter
2.0 TSI 4motion	150	07/11→08/15	←	☐; +PR 2E3		24.3601-9947.5 240597	ATE Ø 60 - Halter
			←	☐; +PR 2E3		24.3601-9948.5 240598	ATE Ø 60 - Halter
			→	☐		24.3414-1711.5 240852	TRW Ø 41 - Halter
			→	☐		24.3414-1712.5 240853	TRW Ø 41 - Halter
2.0 TDI	100	05/10→08/15	←	☐; 7H-A-200001→; +PR 2E4		11.9441-9933.2 220911	ATE Ø 44 - Halter
2.0 TDI 4motion	100	05/10→08/15	←	☐; 7H-A-200001→; +PR 2E4		11.9441-9933.2 220911	ATE Ø 44 - Halter
↓							

	kw				! #		
<b>VW - MULTIVAN T5 (7HM, 7HN, 7HF, 7EF, 7EM, 7EN) 04/03→08/15</b>							
<b>Bremssattel</b>							
2.0 TDI	100	05/10→08/15	←	☐; 7H-A-200001→; +PR 2E4		11.9441-9934.2 220912	ATE Ø 44 - Halter
2.0 TDI 4motion	100	05/10→08/15	←	☐; +PR 2E3		24.3601-9947.5 240597	ATE Ø 60 - Halter
			←	☐; +PR 2E3		24.3601-9948.5 240598	ATE Ø 60 - Halter
			→	☐; 7H-A-200001→		24.3414-1711.5 240852	TRW Ø 41 - Halter
			→	☐; 7H-A-200001→		24.3414-1712.5 240853	TRW Ø 41 - Halter
<b>Halter, Bremssattel</b>							
1.9 TDI	62	01/06→11/09	←	→ 7H-A-050000; +PR 2E4		11.8170-0955.1 260109	ATE
1.9 TDI	63	04/03→11/09	→	+PR 0WR; → 7H-8-027999	2	11.0230-0811.1 260137	ATE
1.9 TDI	75	06/06→11/09					
1.9 TDI	77	04/03→11/09					
2.0	85	11/03→08/15					
2.5 TDI	96	04/03→11/09					
2.5 TDI	120	11/03→11/09					
2.5 TDI	128	04/03→11/09					
2.5 TDI 4motion	96	07/04→11/09					
2.5 TDI 4motion	128	07/04→11/09					
3.2 V6	170	02/04→06/04					
3.2 V6	173	02/04→11/09					
3.2 V6 4motion	173	07/04→11/09					
2.0 BiTDI	132	09/09→08/15	←	→ 7H-A-050000; +PR 2E4		11.8170-0955.1 260109	ATE
2.0 BiTDI 4motion	132	09/09→08/15					
2.0 TDI	62	09/09→08/15					
2.0 TDI	75	09/09→08/15					
2.0 TDI	103	09/09→08/15					
2.0 TDI 4motion	103	09/09→08/15					
<b>Feder, Bremssattel</b>							
1.9 TDI	62	01/06→11/09		7H-A-200001→; +PR 2E4	2	11.8116-0126.2 390608	ATE
1.9 TDI	63	04/03→11/09		→ 7H-A-050000; +PR 2E4	2	11.8116-0237.1 390509	ATE
1.9 TDI	75	06/06→11/09				11.8116-0367.1 390600	ATE
1.9 TDI	77	04/03→11/09					
2.0	85	11/03→08/15		+PR 2E3	2	11.8116-0237.1 390509	ATE
2.5 TDI	96	04/03→11/09					
2.5 TDI	120	11/03→11/09		+PR 0WR; → 7H-8-027999	2	11.8116-0310.1 390611	ATE
2.5 TDI	128	04/03→11/09					
2.5 TDI 4motion	96	07/04→11/09					
2.5 TDI 4motion	128	07/04→11/09					
3.2 V6	170	02/04→06/04					
3.2 V6	173	02/04→11/09					
3.2 V6 4motion	173	07/04→11/09					
2.0 BiTDI	132	09/09→08/15		7H-A-200001→; +PR 2E4	2	11.8116-0126.2 390608	ATE
2.0 BiTDI 4motion	132	09/09→08/15		→ 7H-A-050000; +PR 2E4	2	11.8116-0237.1 390509	ATE
2.0 TDI	62	09/09→08/15				11.8116-0367.1 390600	ATE
2.0 TDI	75	09/09→08/15					
2.0 TDI	103	09/09→08/15		+PR 2E3	2	11.8116-0237.1 390509	ATE
2.0 TDI 4motion	103	09/09→08/15					
2.0 TDI	84	05/11→08/15		+PR 2E4	2	11.8116-0126.2 390608	ATE
2.0 TSI	110	07/12→08/15					
2.0 TSI	150	05/11→08/15		+PR 2E3	2	11.8116-0237.1 390509	ATE
2.0 TSI 4motion	150	07/11→08/15					
2.0 TDI	100	05/10→08/15		7H-A-200001→; +PR 2E4	2	11.8116-0126.2 390608	ATE
2.0 TDI 4motion	100	05/10→08/15		+PR 2E3	2	11.8116-0237.1 390509	ATE
<b>Führungshülzensatz, Bremssattel</b>							
1.9 TDI	62	01/06→11/09	←	+PR 2E3		11.0101-5706.2 260097	ATE
1.9 TDI	63	04/03→11/09	←	→ 7H-A-050000; +PR 2E4		11.0101-5706.2 260097	ATE
1.9 TDI	75	06/06→11/09	←				
1.9 TDI	77	04/03→11/09	←	7H-A-200001→; +PR 2E4		11.0101-7001.2 260139	ATE
2.0	85	11/03→08/15					
2.5 TDI	96	04/03→11/09	→	+PR 0WR; → 7H-8-027999		11.0101-5409.2 260035	ATE
2.5 TDI	120	11/03→11/09					
2.5 TDI	128	04/03→11/09					
2.5 TDI 4motion	96	07/04→11/09					
2.5 TDI 4motion	128	07/04→11/09					
3.2 V6	170	02/04→06/04					
3.2 V6	173	02/04→11/09					
3.2 V6 4motion	173	07/04→11/09					
2.0 BiTDI	132	09/09→08/15	←	+PR 2E3		11.0101-5706.2 260097	ATE
2.0 BiTDI 4motion	132	09/09→08/15	←	→ 7H-A-050000; +PR 2E4		11.0101-5706.2 260097	ATE
2.0 TDI	62	09/09→08/15	←				
2.0 TDI	75	09/09→08/15	←	7H-A-200001→; +PR 2E4		11.0101-7001.2 260139	ATE
2.0 TDI	103	09/09→08/15					
2.0 TDI 4motion	103	09/09→08/15					
2.0 TDI	84	05/11→08/15	←	+PR 2E3		11.0101-5706.2 260097	ATE
2.0 TSI	110	07/12→08/15					
2.0 TSI	150	05/11→08/15	←	+PR 2E4		11.0101-7001.2 260139	ATE
2.0 TSI 4motion	150	07/11→08/15					
↓							

	kw					! #			
<b>VW - MULTIVAN T5 (7HM, 7HN, 7HF, 7EF, 7EM, 7EN) 04/03→08/15</b>									
<b>Führungshülzensatz, Bremsattel</b>									
2.0 TDI	100	05/10→08/15	←	+PR 2E3			11.0101-5706.2	260097	ATE
2.0 TDI 4motion	100	05/10→08/15	←	7H-A-200001→; +PR 2E4			11.0101-7001.2	260139	ATE
<b>Führungsbolzen, Bremsattel</b>									
1.9 TDI	62	01/06→11/09		+PR 0WR; → 7H-8-027999			11.8171-0008.1	990049	ATE
1.9 TDI	63	04/03→11/09		→ 7H-A-050000; +PR 2E4			11.8171-0067.1	250153	ATE
1.9 TDI	75	06/06→11/09							
1.9 TDI	77	04/03→11/09		+PR 2E3			11.8171-0067.1	250153	ATE
2.0	85	11/03→08/15		7H-A-200001→; +PR 2E4			11.8171-0096.1	250155	ATE
2.5 TDI	96	04/03→11/09							
2.5 TDI	120	11/03→11/09							
2.5 TDI	128	04/03→11/09							
2.5 TDI 4motion	96	07/04→11/09							
2.5 TDI 4motion	128	07/04→11/09							
3.2 V6	170	02/04→06/04							
3.2 V6	173	02/04→11/09							
3.2 V6 4motion	173	07/04→11/09							
2.0 BiTDI	132	09/09→08/15		→ 7H-A-050000; +PR 2E4			11.8171-0067.1	250153	ATE
2.0 BiTDI 4motion	132	09/09→08/15		+PR 2E3			11.8171-0067.1	250153	ATE
2.0 TDI	62	09/09→08/15							
2.0 TDI	75	09/09→08/15		7H-A-200001→; +PR 2E4			11.8171-0096.1	250155	ATE
2.0 TDI	103	09/09→08/15							
2.0 TDI 4motion	103	09/09→08/15							
2.0 TDI	84	05/11→08/15		+PR 2E3			11.8171-0067.1	250153	ATE
2.0 TSI	110	07/12→08/15		+PR 2E4			11.8171-0096.1	250155	ATE
2.0 TSI	150	05/11→08/15							
2.0 TSI 4motion	150	07/11→08/15							
2.0 TDI	100	05/10→08/15		+PR 2E3			11.8171-0067.1	250153	ATE
2.0 TDI 4motion	100	05/10→08/15		7H-A-200001→; +PR 2E4			11.8171-0096.1	250155	ATE
<b>Dichtungssatz, Bremsattel</b>									
1.9 TDI	62	01/06→11/09	←	+PR 2E3			11.0441-6008.2	250038	ATE für Kolben-Ø [mm]: 60
1.9 TDI	63	04/03→11/09	←						
1.9 TDI	75	06/06→11/09	←	→ 7H-A-050000; +PR 2E4			11.0441-6008.2	250038	ATE für Kolben-Ø [mm]: 60
1.9 TDI	77	04/03→11/09							
2.0	85	11/03→08/15							
2.0 BiTDI	132	09/09→08/15							
2.0 BiTDI 4motion	132	09/09→08/15							
2.0 TDI	62	09/09→08/15							
2.0 TDI	75	09/09→08/15							
2.0 TDI	103	09/09→08/15							
2.0 TDI 4motion	103	09/09→08/15							
2.5 TDI	96	04/03→11/09							
2.5 TDI	120	11/03→11/09							
2.5 TDI	128	04/03→11/09							
2.5 TDI 4motion	96	07/04→11/09							
2.5 TDI 4motion	128	07/04→11/09							
3.2 V6	170	02/04→06/04							
3.2 V6	173	02/04→11/09							
3.2 V6 4motion	173	07/04→11/09							
2.0 TDI	84	05/11→08/15	←	+PR 2E3			11.0441-6008.2	250038	ATE für Kolben-Ø [mm]: 60
2.0 TDI	100	05/10→08/15							
2.0 TDI 4motion	100	05/10→08/15							
2.0 TSI	110	07/12→08/15							
2.0 TSI	150	05/11→08/15							
2.0 TSI 4motion	150	07/11→08/15							
<b>Bremsschlauch</b>									
1.9 TDI	62	01/06→11/09	←	+PR 1BA,1BB,1BJ,1BV / 1MG,1MK,1ML,2MD / 2MF,2MG,2ML	2	24.5140-0514.3	331290	L= 520	
1.9 TDI	63	04/03→11/09	←						
1.9 TDI	75	06/06→11/09	←	+PR OWL,OWN,OWM,OWP / OWQ	2	24.5140-0514.3	331290	L= 520	
1.9 TDI	77	04/03→11/09	←						
2.0	85	11/03→08/15	←	+PR 0WR	2	83.6113-0552.3	330864	L= 552	
2.0 BiTDI	132	09/09→08/15	←						
2.0 BiTDI 4motion	132	09/09→08/15	←	+PR 1BH,1BX,1MR,2MQ / 2MZ,2MU,2MT	2	83.6113-0552.3	330864	L= 552	
2.0 TDI	62	09/09→08/15	→	am Bremsattel; für Fahrzeuge mit Bremskraftregler	2	24.5140-0194.3	331383	L= 194	
2.0 TDI	75	09/09→08/15	→						
2.0 TDI	100	05/10→08/15	→	+PR 0E1,0E2,0WL,0WN / 0WM,0WP,0WQ	2	24.5140-0194.3	331383	L= 194	
2.0 TDI	103	09/09→08/15	→						
2.0 TDI 4motion	100	05/10→08/15	→						
2.0 TDI 4motion	103	09/09→08/15	→	am Bremsattel; +PR 0WR		24.5140-0240.3	330947	L= 240	
2.5 TDI	96	04/03→11/09	→						
2.5 TDI	120	11/03→11/09	→	am Bremsattel; für Fahrzeuge ohne Bremskraftregler		24.5140-0240.3	330947	L= 240	
2.5 TDI	128	04/03→11/09	→						
2.5 TDI 4motion	96	07/04→11/09	→	am Bremsattel; für Fahrzeuge ohne Bremskraftregler		24.5140-0241.3	330948	L= 240	
2.5 TDI 4motion	128	07/04→11/09	→						
3.2 V6	170	02/04→06/04	→						
3.2 V6	173	02/04→11/09	→	am Bremsattel; +PR 0WR		24.5140-0241.3	330948	L= 240	
3.2 V6 4motion	173	07/04→11/09	→		2	24.5237-0250.3	330880	L= 250	

**VW - MULTIVAN T5 (7HM, 7HN, 7HF, 7EF, 7EM, 7EN) 04/03→08/15**

**Bremsschlauch**

1.9 TDI	62	01/06→11/09	➔	+PR 0WR	2	24.5237-0250.3	330880	L= 250
1.9 TDI	63	04/03→11/09						
1.9 TDI	75	06/06→11/09						
1.9 TDI	77	04/03→11/09						
2.0	85	11/03→08/15						
2.0 BiTDI	132	09/09→08/15						
2.0 BiTDI 4motion	132	09/09→08/15						
2.0 TDI	62	09/09→08/15						
2.0 TDI	75	09/09→08/15						
2.0 TDI	100	05/10→08/15						
2.0 TDI	103	09/09→08/15						
2.0 TDI 4motion	100	05/10→08/15						
2.0 TDI 4motion	103	09/09→08/15						
2.5 TDI	96	04/03→11/09						
2.5 TDI	120	11/03→11/09						
2.5 TDI	128	04/03→11/09						
2.5 TDI 4motion	96	07/04→11/09						
2.5 TDI 4motion	128	07/04→11/09						
3.2 V6	170	02/04→06/04						
3.2 V6	173	02/04→11/09						
3.2 V6 4motion	173	07/04→11/09						
2.0 TDI	84	05/11→08/15	➔	+PR 1BA,1BB,1BJ,1BV / 1MG,1MK,1ML,2MD / 2MF,2MG,2ML	2	24.5140-0514.3	331290	L= 520
2.0 TSI	110	07/12→08/15						
2.0 TSI	150	05/11→08/15	➔	+PR 1BH,1BX,1MR,2MQ / 2MZ,2MU,2MT	2	83.6113-0552.3	330864	L= 552
2.0 TSI 4motion	150	07/11→08/15	➔		2	24.5140-0194.3	331383	L= 194

**VW - MULTIVAN T6 (SGF, SGM, SGN) 04/15→**

**Bremssattel**

2.0 TDI	62	04/15→	➔	☐; passend für Felgengröße [Zoll]: 17	2	11.9441-9933.2	220911	ATE Ø 44 - Halter
2.0 TDI	75	04/15→						
2.0 TDI	84	05/16→	➔	☐; passend für Felgengröße [Zoll]: 17	2	11.9441-9934.2	220912	ATE Ø 44 - Halter
2.0 TDI	103	04/15→	➔	☐; passend für Felgengröße [Zoll]: 16	2	24.3601-9947.5	240597	ATE Ø 60 - Halter
2.0 TDI	110	04/15→						
2.0 TDI	132	04/15→	➔	☐; passend für Felgengröße [Zoll]: 16	2	24.3601-9948.5	240598	ATE Ø 60 - Halter
2.0 TDI	150	06/15→	➔	☐	2	24.3414-1711.5	240852	TRW Ø 41 - Halter
2.0 TDI 4motion	103	06/15→						
2.0 TDI 4motion	110	08/15→	➔	☐	2	24.3414-1712.5	240853	TRW Ø 41 - Halter
2.0 TDI 4motion	132	06/15→						
2.0 TDI 4motion	150	06/15→						
2.0 TSI	110	04/15→						
2.0 TSI	150	04/15→						
2.0 TSI 4motion	150	06/15→						

**Feder, Bremssattel**

2.0 TDI	62	04/15→		passend für Felgengröße [Zoll]: 17	2	11.8116-0126.2	390608	ATE
2.0 TDI	75	04/15→						
2.0 TDI	84	05/16→		passend für Felgengröße [Zoll]: 16	2	11.8116-0237.1	390509	ATE
2.0 TDI	103	04/15→						
2.0 TDI	110	04/15→						
2.0 TDI	132	04/15→						
2.0 TDI	150	06/15→						
2.0 TDI 4motion	103	06/15→						
2.0 TDI 4motion	110	08/15→						
2.0 TDI 4motion	132	06/15→						
2.0 TDI 4motion	150	06/15→						
2.0 TSI	110	04/15→						
2.0 TSI	150	04/15→						
2.0 TSI 4motion	150	06/15→						









**Bremsschlauch**

2.0 TDI	62	04/15→	➔	verstärkte Dämpfung; +PR 1BA,1BB,1BC,1BJ / 1BL,1BV,2MD,2MF / 2MG,2MH,2MK,2ML	2	24.5140-0514.3	331290	L= 520
2.0 TDI	75	04/15→						
2.0 TDI	84	05/16→						
2.0 TDI	103	04/15→						
2.0 TDI	110	04/15→	➔	normale Dämpfung; +PR 1BH,1BX,2MQ,2MR / 2MT,2MU	2	83.6113-0552.3	330864	L= 552
2.0 TDI	132	04/15→						
2.0 TDI	150	06/15→	➔		2	24.5237-0250.3	330880	L= 250
2.0 TDI 4motion	103	06/15→						
2.0 TDI 4motion	110	08/15→						
2.0 TDI 4motion	132	06/15→						
2.0 TDI 4motion	150	06/15→						
2.0 TSI	110	04/15→						
2.0 TSI	150	04/15→						
2.0 TSI 4motion	150	06/15→						








**VW - NEW BEETLE (9C1, 1C1) 01/98→11/10**

**Bremssattel**

1.4	55	11/01→09/10	➔	☐; → 05/10; +PR 1ZP,1ZM		11.9541-9549.2	220575	ATE Ø 54 - Halter
-----	----	-------------	---	-------------------------	--	----------------	--------	-------------------

	kw			 	! #			
<b>VW - NEW BEETLE (9C1, 1C1) 01/98→11/10</b>								
<b> Bremssattel</b>								
1.9 TDI 1.9 TDI	74 77	02/01→09/10 07/05→09/10	←	☐; → 05/10; +PR 1ZP;1ZM	11.9541-9550.2	220576	ATE Ø 54 - Halter	
			←	☐; → 05/10; +PR 1ZD;1ZE	24.3541-8523.5	240551	ATE Ø 54 - Halter	
			←	☐; → 05/10; +PR 1ZD;1ZE	24.3541-8524.5	240552	ATE Ø 54 - Halter	
			→	☐; → 05/10; +PR 1KS,1KV	24.3384-1729.5	240816	TRW Ø 38 - Halter	
			→	☐; → 05/10; +PR 1KS,1KV	24.3384-1730.5	240817	TRW Ø 38 - Halter	
1.6	74	10/99→09/00	←	☐; 11/99→; +PR 1ZP;1ZM	11.9541-9549.2	220575	ATE Ø 54 - Halter	
			←	☐; 11/99→; +PR 1ZP;1ZM	11.9541-9550.2	220576	ATE Ø 54 - Halter	
			←	☐; 11/99→; +PR 1ZD;1ZE	24.3541-8523.5	240551	ATE Ø 54 - Halter	
			←	☐; 11/99→; +PR 1ZD;1ZE	24.3541-8524.5	240552	ATE Ø 54 - Halter	
			→	☐; 11/99→; → 9C-Y-607008; +PR 1KS,1KV	24.3384-1723.5	240842	TRW Ø 38 - Halter	
			→	☐; 11/99→; → 9C-Y-607008; +PR 1KS,1KV	24.3384-1724.5	240843	TRW Ø 38 - Halter	
			→	☐; 9C-Y-607009→; +PR 1KS,1KV	24.3384-1729.5	240816	TRW Ø 38 - Halter	
			→	☐; 9C-Y-607009→; +PR 1KS,1KV	24.3384-1730.5	240817	TRW Ø 38 - Halter	
1.6 1.8 T 2.0 2.5	75 110 85 110	06/00→09/10 10/99→09/10 01/98→09/10 07/05→09/10	←	☐; → 05/10; +PR 1ZP;1ZM	11.9541-9549.2	220575	ATE Ø 54 - Halter	
			←	☐; → 05/10; +PR 1ZP;1ZM	11.9541-9550.2	220576	ATE Ø 54 - Halter	
			←	☐; → 05/10; +PR 1ZD;1ZE	24.3541-8523.5	240551	ATE Ø 54 - Halter	
			←	☐; → 05/10; +PR 1ZD;1ZE	24.3541-8524.5	240552	ATE Ø 54 - Halter	
			→	☐; → 9C-Y-607008; +PR 1KS,1KV	24.3384-1723.5	240842	TRW Ø 38 - Halter	
			→	☐; → 9C-Y-607008; +PR 1KS,1KV	24.3384-1724.5	240843	TRW Ø 38 - Halter	
			→	☐; 9C-Y-607009→; → 05/10; +PR 1KS,1KV	24.3384-1729.5	240816	TRW Ø 38 - Halter	
			→	☐; 9C-Y-607009→; → 05/10; +PR 1KS,1KV	24.3384-1730.5	240817	TRW Ø 38 - Halter	
1.8 T	132	11/01→06/05	←	☐; +PR 1ZP;1ZM	11.9541-9549.2	220575	ATE Ø 54 - Halter	
			←	☐; +PR 1ZP;1ZM	11.9541-9550.2	220576	ATE Ø 54 - Halter	
			←	☐; +PR 1ZD;1ZE	24.3541-8523.5	240551	ATE Ø 54 - Halter	
			←	☐; +PR 1ZD;1ZE	24.3541-8524.5	240552	ATE Ø 54 - Halter	
			→	☐; +PR 1KS,1KV	24.3384-1729.5	240816	TRW Ø 38 - Halter	
			→	☐; +PR 1KS,1KV	24.3384-1730.5	240817	TRW Ø 38 - Halter	
			→	☐; +PR 1KY	24.3384-1745.5	240848	TRW Ø 38 - Halter	
			→	☐; +PR 1KY	24.3384-1746.5	240849	TRW Ø 38 - Halter	
1.9 TDI	66	01/98→06/04	←	☐; → 02/01; +PR 1ZP;1ZM	11.9541-9549.2	220575	ATE Ø 54 - Halter	
			←	☐; → 02/01; +PR 1ZP;1ZM	11.9541-9550.2	220576	ATE Ø 54 - Halter	
			←	☐; → 02/01; +PR 1ZD;1ZE	24.3541-8523.5	240551	ATE Ø 54 - Halter	
			←	☐; → 02/01; +PR 1ZD;1ZE	24.3541-8524.5	240552	ATE Ø 54 - Halter	
			→	☐; → 9C-Y-607008; +PR 1KS,1KV	24.3384-1723.5	240842	TRW Ø 38 - Halter	
			→	☐; → 9C-Y-607008; +PR 1KS,1KV	24.3384-1724.5	240843	TRW Ø 38 - Halter	
			→	☐; 9C-Y-607009→; → 02/01; +PR 1KS,1KV	24.3384-1729.5	240816	TRW Ø 38 - Halter	
			→	☐; 9C-Y-607009→; → 02/01; +PR 1KS,1KV	24.3384-1730.5	240817	TRW Ø 38 - Halter	
2.3 V5	125	10/00→09/10	←	☐; → 12/05	11.9541-9595.2	220501	ATE Ø 54 - Halter	
			←	☐; → 12/05	11.9541-9596.2	220502	ATE Ø 54 - Halter	
			→	☐; → 05/05; +PR 1KS,1KV	24.3384-1729.5	240816	TRW Ø 38 - Halter	
			→	☐; → 05/05; +PR 1KS,1KV	24.3384-1730.5	240817	TRW Ø 38 - Halter	
			→	☐; → 05/05; +PR 1KY	24.3384-1745.5	240848	TRW Ø 38 - Halter	
			→	☐; → 05/05; +PR 1KY	24.3384-1746.5	240849	TRW Ø 38 - Halter	
RSI 3.2 4motion (1C9)	165	04/00→05/01	←	☐	11.9541-9595.2	220501	ATE Ø 54 - Halter	
			←	☐	11.9541-9596.2	220502	ATE Ø 54 - Halter	
			→	☐	24.3384-1745.5	240848	TRW Ø 38 - Halter	
			→	☐	24.3384-1746.5	240849	TRW Ø 38 - Halter	
<b>Halter, Bremssattel</b>								
1.4 1.6 ↓	55 75	11/01→09/10 06/00→09/10	←	→ 05/10; +PR 1ZD;1ZE	2	11.8170-0306.1	260102	ATE



	kw			 	! #		
<b>VW - NEW BEETLE (9C1, 1C1) 01/98→11/10</b>							
<b>Halter, Bremssattel</b>							
1.8 T	110	10/99→09/10	←	→ 05/10; +PR 1ZD;1ZE	2	11.8170-0306.1	260102 ATE
1.9 TDI	74	02/01→09/10					
1.9 TDI	77	07/05→09/10					
2.0	85	01/98→09/10					
2.5	110	07/05→09/10					
1.6	74	10/99→09/00	←	11/99→; +PR 1ZD;1ZE	2	11.8170-0306.1	260102 ATE
1.8 T	132	11/01→06/05	←	+PR 1ZD;1ZE	2	11.8170-0306.1	260102 ATE
1.9 TDI	66	01/98→06/04	←	→ 02/01; +PR 1ZD;1ZE	2	11.8170-0306.1	260102 ATE
2.3 V5	125	10/00→09/10	←	→ 12/05	2	11.0230-0451.1	260130 ATE
RSI 3.2 4motion (1C9)	165	04/00→05/01	←		2	11.0230-0451.1	260130 ATE
<b>Feder, Bremssattel</b>							
1.4	55	11/01→09/10		→ 05/10; +PR 1ZD;1ZE	2	11.8116-0143.1	390513 ATE
1.6	75	06/00→09/10					
1.8 T	110	10/99→09/10					
1.9 TDI	74	02/01→09/10					
1.9 TDI	77	07/05→09/10					
2.0	85	01/98→09/10					
2.5	110	07/05→09/10					
1.6	74	10/99→09/00		11/99→; +PR 1ZD;1ZE	2	11.8116-0143.1	390513 ATE
1.8 T	132	11/01→06/05		+PR 1ZD;1ZE	2	11.8116-0143.1	390513 ATE
1.9 TDI	66	01/98→06/04		→ 02/01; +PR 1ZD;1ZE	2	11.8116-0143.1	390513 ATE
2.3 V5	125	10/00→09/10	←	→ 12/05	2	11.8116-0143.1	390513 ATE
RSI 3.2 4motion (1C9)	165	04/00→05/01	←		2	11.8116-0143.1	390513 ATE
<b>Führungshülzensatz, Bremssattel</b>							
1.4	55	11/01→09/10	←	→ 05/10; +PR 1ZD;1ZE		11.0101-5409.2	260035 ATE
1.6	75	06/00→09/10					
1.8 T	110	10/99→09/10	←	→ 05/10; +PR 1ZP;1ZM		11.0101-5409.2	260035 ATE
1.9 TDI	74	02/01→09/10					
1.9 TDI	77	07/05→09/10					
2.0	85	01/98→09/10					
2.5	110	07/05→09/10					
1.6	74	10/99→09/00	←	11/99→; +PR 1ZD;1ZE		11.0101-5409.2	260035 ATE
			←	11/99→; +PR 1ZP;1ZM		11.0101-5409.2	260035 ATE
1.8 T	132	11/01→06/05	←	+PR 1ZD;1ZE		11.0101-5409.2	260035 ATE
			←	+PR 1ZP;1ZM		11.0101-5409.2	260035 ATE
1.9 TDI	66	01/98→06/04	←	→ 02/01; +PR 1ZD;1ZE		11.0101-5409.2	260035 ATE
			←	→ 02/01; +PR 1ZP;1ZM		11.0101-5409.2	260035 ATE
2.3 V5	125	10/00→09/10	←	→ 12/05		11.0101-5409.2	260035 ATE
RSI 3.2 4motion (1C9)	165	04/00→05/01	←			11.0101-5409.2	260035 ATE
<b>Führungsbolzen, Bremssattel</b>							
1.4	55	11/01→09/10		→ 05/10; +PR 1ZD;1ZE		11.8171-0008.1	990049 ATE
1.6	75	06/00→09/10					
1.8 T	110	10/99→09/10		→ 05/10; +PR 1ZP;1ZM		11.8171-0069.1	250152 ATE
1.9 TDI	74	02/01→09/10					
1.9 TDI	77	07/05→09/10					
2.0	85	01/98→09/10					
2.5	110	07/05→09/10					
1.6	74	10/99→09/00		11/99→; +PR 1ZD;1ZE		11.8171-0008.1	990049 ATE
				11/99→; +PR 1ZP;1ZM		11.8171-0069.1	250152 ATE
1.8 T	132	11/01→06/05		+PR 1ZD;1ZE		11.8171-0008.1	990049 ATE
				+PR 1ZP;1ZM		11.8171-0069.1	250152 ATE
1.9 TDI	66	01/98→06/04		→ 02/01; +PR 1ZD;1ZE		11.8171-0008.1	990049 ATE
				→ 02/01; +PR 1ZP;1ZM		11.8171-0069.1	250152 ATE
2.3 V5	125	10/00→09/10		→ 12/05		11.8171-0008.1	990049 ATE
RSI 3.2 4motion (1C9)	165	04/00→05/01				11.8171-0008.1	990049 ATE
<b>Dichtungssatz, Bremssattel</b>							
1.4	55	11/01→09/10		→ 05/10; +PR 1ZD;1ZE		11.0441-5409.2	250031 ATE
1.6	75	06/00→09/10					
1.8 T	110	10/99→09/10					
1.9 TDI	74	02/01→09/10					
1.9 TDI	77	07/05→09/10					
2.0	85	01/98→09/10					
2.5	110	07/05→09/10					
1.6	74	10/99→09/00		11/99→; +PR 1ZD;1ZE		11.0441-5409.2	250031 ATE
↓							



**VW - NEW BEETLE (9C1, 1C1) 01/98→11/10**

**Dichtungssatz, Bremssattel**

1.8 T	132	11/01→06/05		+PR 1ZD;1ZE		11.0441-5409.2	250031	ATE
1.9 TDI	66	01/98→06/04		→ 02/01; +PR 1ZD;1ZE		11.0441-5409.2	250031	ATE
2.3 V5	125	10/00→09/10		→ 12/05		11.0441-5409.2	250031	ATE
RSI 3.2 4motion (1C9)	165	04/00→05/01				11.0441-5409.2	250031	ATE

**Bremsschlauch**








1.4	55	11/01→09/10	←	→ 05/10	2	24.5143-0439.3	331411	L= 439
1.6	75	06/00→09/10						
1.8 T	110	10/99→09/10	→	☐ / am Bremssattel; → 05/10		24.1253-0010.3	331066	L= 233 mit Rohrleitung
1.9 TDI	74	02/01→09/10	→	☐ / am Bremssattel; → 05/10		24.1253-0020.3	331067	L= 233 mit Rohrleitung
1.9 TDI	77	07/05→09/10	→	→ 05/10	2	83.7858-0140.3	330837	L= 140
2.0	85	01/98→09/10	→	→ 05/10	2	83.7858-0140.3	330837	L= 140
2.5	110	07/05→09/10	→	→ 05/10	2	83.7858-0140.3	330837	L= 140
1.6	74	10/99→09/00	←	11/99→	2	24.5143-0439.3	331411	L= 439
			→	☐ / am Bremssattel; 11/99→		24.1253-0010.3	331066	L= 233 mit Rohrleitung
			→	☐ / am Bremssattel; 11/99→		24.1253-0020.3	331067	L= 233 mit Rohrleitung
			→	11/99→	2	83.7858-0140.3	330837	L= 140
1.8 T	132	11/01→06/05	←		2	24.5143-0439.3	331411	L= 439
RSI 3.2 4motion (1C9)	165	04/00→05/01	→	☐ / am Bremssattel		24.1253-0010.3	331066	L= 233 mit Rohrleitung
			→	☐ / am Bremssattel		24.1253-0020.3	331067	L= 233 mit Rohrleitung
			→		2	83.7858-0140.3	330837	L= 140
1.9 TDI	66	01/98→06/04	←	→ 02/01	2	24.5143-0439.3	331411	L= 439
			→	☐ / am Bremssattel		24.1253-0010.3	331066	L= 233 mit Rohrleitung
			→	☐ / am Bremssattel		24.1253-0020.3	331067	L= 233 mit Rohrleitung
			→		2	83.7858-0140.3	330837	L= 140
2.3 V5	125	10/00→09/10	←	→ 05/05	2	24.5143-0439.3	331411	L= 439
			→	☐ / am Bremssattel; → 05/10		24.1253-0010.3	331066	L= 233 mit Rohrleitung
			→	☐ / am Bremssattel; → 05/10		24.1253-0020.3	331067	L= 233 mit Rohrleitung
			→	→ 05/10	2	83.7858-0140.3	330837	L= 140










**VW - NEW BEETLE Cabriolet (1Y7) 09/02→12/11**









**Bremssattel**









1.4	55	01/03→09/10	←	☐; → 05/10; +PR 1ZP;1ZM		11.9541-9549.2	220575	ATE Ø 54 - Halter
1.6	75	01/03→09/10	←	☐; → 05/10; +PR 1ZP;1ZM		11.9541-9550.2	220576	ATE Ø 54 - Halter
1.9 TDI	77	07/05→09/10	←	☐; → 05/10; +PR 1ZD;1ZE		24.3541-8523.5	240551	ATE Ø 54 - Halter
2.5	110	07/05→09/10	←	☐; → 05/10; +PR 1ZD;1ZE		24.3541-8524.5	240552	ATE Ø 54 - Halter
			→	☐; → 05/10; +PR 1KS,1KV		24.3384-1729.5	240816	TRW Ø 38 - Halter
			→	☐; → 05/10; +PR 1KS,1KV		24.3384-1730.5	240817	TRW Ø 38 - Halter
1.8 T	110	01/03→09/10	←	☐; 12/03→ 05/10; +PR 1ZP;1ZM		11.9541-9549.2	220575	ATE Ø 54 - Halter
			←	☐; 12/03→ 05/10; +PR 1ZP;1ZM		11.9541-9550.2	220576	ATE Ø 54 - Halter
			←	☐; 12/03→ 05/10; +PR 1ZD;1ZE		24.3541-8523.5	240551	ATE Ø 54 - Halter
			←	☐; 12/03→ 05/10; +PR 1ZD;1ZE		24.3541-8524.5	240552	ATE Ø 54 - Halter
			→	☐; 12/03→ 05/10; +PR 1KS,1KV		24.3384-1729.5	240816	TRW Ø 38 - Halter
			→	☐; 12/03→ 05/10; +PR 1KS,1KV		24.3384-1730.5	240817	TRW Ø 38 - Halter
1.9 TDI	74	06/03→09/10	←	☐; 07/03→ 05/10; +PR 1ZP;1ZM		11.9541-9549.2	220575	ATE Ø 54 - Halter
			←	☐; 07/03→ 05/10; +PR 1ZP;1ZM		11.9541-9550.2	220576	ATE Ø 54 - Halter
			←	☐; 07/03→ 05/10; +PR 1ZD;1ZE		24.3541-8523.5	240551	ATE Ø 54 - Halter
			←	☐; 07/03→ 05/10; +PR 1ZD;1ZE		24.3541-8524.5	240552	ATE Ø 54 - Halter
			→	☐; 07/03→ 05/10; +PR 1KS,1KV		24.3384-1729.5	240816	TRW Ø 38 - Halter
			→	☐; 07/03→ 05/10; +PR 1KS,1KV		24.3384-1730.5	240817	TRW Ø 38 - Halter
2.0	85	09/02→10/10	←	☐; 01/03→ 05/10; +PR 1ZP;1ZM		11.9541-9549.2	220575	ATE Ø 54 - Halter
			←	☐; 01/03→ 05/10; +PR 1ZP;1ZM		11.9541-9550.2	220576	ATE Ø 54 - Halter
			←	☐; 01/03→ 05/10; +PR 1ZD;1ZE		24.3541-8523.5	240551	ATE Ø 54 - Halter
			←	☐; 01/03→ 05/10; +PR 1ZD;1ZE		24.3541-8524.5	240552	ATE Ø 54 - Halter
			→	☐; 01/03→ 05/10; +PR 1KS,1KV		24.3384-1729.5	240816	TRW Ø 38 - Halter
			→	☐; 01/03→ 05/10; +PR 1KS,1KV		24.3384-1730.5	240817	TRW Ø 38 - Halter

↓








	kw					! #		
<b>VW - NEW BEETLE Cabriolet (1Y7) 09/02→12/11</b>								
<b>Halter, Bremssattel</b>								
1.4	55	01/03→09/10	←	→ 05/10; +PR 1ZD;1ZE		2	11.8170-0306.1 260102	ATE
1.6	75	01/03→09/10						
1.9 TDI	77	07/05→09/10						
2.5	110	07/05→09/10						
1.8 T	110	01/03→09/10	←	12/03→ 05/10; +PR 1ZD;1ZE		2	11.8170-0306.1 260102	ATE
1.9 TDI	74	06/03→09/10	←	07/03→ 05/10; +PR 1ZD;1ZE		2	11.8170-0306.1 260102	ATE
2.0	85	09/02→10/10	←	01/03→ 05/10; +PR 1ZD;1ZE		2	11.8170-0306.1 260102	ATE
<b>Feder, Bremssattel</b>								
1.4	55	01/03→09/10		→ 05/10; +PR 1ZD;1ZE		2	11.8116-0143.1 390513	ATE
1.6	75	01/03→09/10						
1.9 TDI	77	07/05→09/10						
2.5	110	07/05→09/10						
1.8 T	110	01/03→09/10		12/03→ 05/10; +PR 1ZD;1ZE		2	11.8116-0143.1 390513	ATE
1.9 TDI	74	06/03→09/10		07/03→ 05/10; +PR 1ZD;1ZE		2	11.8116-0143.1 390513	ATE
2.0	85	09/02→10/10		01/03→ 05/10; +PR 1ZD;1ZE		2	11.8116-0143.1 390513	ATE
<b>Führungshülzensatz, Bremssattel</b>								
1.4	55	01/03→09/10	←	→ 05/10; +PR 1ZD;1ZE			11.0101-5409.2 260035	ATE
1.6	75	01/03→09/10						
1.9 TDI	77	07/05→09/10	←	→ 05/10; +PR 1ZP;1ZM			11.0101-5409.2 260035	ATE
2.5	110	07/05→09/10						
1.8 T	110	01/03→09/10	←	12/03→ 05/10; +PR 1ZP;1ZM			11.0101-5409.2 260035	ATE
			←	12/03→ 05/10; +PR 1ZD;1ZE			11.0101-5409.2 260035	ATE
1.9 TDI	74	06/03→09/10	←	07/03→ 05/10; +PR 1ZP;1ZM			11.0101-5409.2 260035	ATE
			←	07/03→ 05/10; +PR 1ZD;1ZE			11.0101-5409.2 260035	ATE
2.0	85	09/02→10/10	←	01/03→ 05/10; +PR 1ZP;1ZM			11.0101-5409.2 260035	ATE
			←	01/03→ 05/10; +PR 1ZD;1ZE			11.0101-5409.2 260035	ATE
<b>Führungsbolzen, Bremssattel</b>								
1.4	55	01/03→09/10		→ 05/10; +PR 1ZD;1ZE			11.8171-0008.1 990049	ATE
1.6	75	01/03→09/10						
1.9 TDI	77	07/05→09/10		→ 05/10; +PR 1ZP;1ZM			11.8171-0069.1 250152	ATE
2.5	110	07/05→09/10						
1.8 T	110	01/03→09/10		12/03→ 05/10; +PR 1ZD;1ZE			11.8171-0008.1 990049	ATE
				12/03→ 05/10; +PR 1ZP;1ZM			11.8171-0069.1 250152	ATE
1.9 TDI	74	06/03→09/10		07/03→ 05/10; +PR 1ZD;1ZE			11.8171-0008.1 990049	ATE
				07/03→ 05/10; +PR 1ZP;1ZM			11.8171-0069.1 250152	ATE
2.0	85	09/02→10/10		01/03→ 05/10; +PR 1ZD;1ZE			11.8171-0008.1 990049	ATE
				01/03→ 05/10; +PR 1ZP;1ZM			11.8171-0069.1 250152	ATE
<b>Dichtungssatz, Bremssattel</b>								
1.4	55	01/03→09/10		→ 05/10; +PR 1ZD;1ZE			11.0441-5409.2 250031	ATE
1.6	75	01/03→09/10						
1.9 TDI	77	07/05→09/10						
2.5	110	07/05→09/10						
1.8 T	110	01/03→09/10		12/03→ 05/10; +PR 1ZD;1ZE			11.0441-5409.2 250031	ATE
1.9 TDI	74	06/03→09/10		07/03→ 05/10; +PR 1ZD;1ZE			11.0441-5409.2 250031	ATE
2.0	85	09/02→10/10		01/03→ 05/10; +PR 1ZD;1ZE			11.0441-5409.2 250031	ATE
<b>Bremsschlauch</b>								
1.4	55	01/03→09/10	←	→ 05/10		2	24.5143-0439.3 331411	L= 439
1.6	75	01/03→09/10						
1.9 TDI	77	07/05→09/10	→	□ / am Bremssattel; → 05/10			24.1253-0010.3 331066	L= 233 mit Rohrleitung
2.5	110	07/05→09/10	→	□ / am Bremssattel; → 05/10			24.1253-0020.3 331067	L= 233 mit Rohrleitung
			→	→ 05/10		2	83.7858-0140.3 330837	L= 140
1.8 T	110	01/03→09/10	←	12/03→ 05/10		2	24.5143-0439.3 331411	L= 439
			→	□ / am Bremssattel; 12/03→ 05/10			24.1253-0010.3 331066	L= 233 mit Rohrleitung
			→	□ / am Bremssattel; 12/03→ 05/10			24.1253-0020.3 331067	L= 233 mit Rohrleitung
			→	12/03→ 05/10		2	83.7858-0140.3 330837	L= 140
1.9 TDI	74	06/03→09/10	←	07/03→ 05/10		2	24.5143-0439.3 331411	L= 439
			→	□ / am Bremssattel; 07/03→ 05/10			24.1253-0010.3 331066	L= 233 mit Rohrleitung
			→	□ / am Bremssattel; 07/03→ 05/10			24.1253-0020.3 331067	L= 233 mit Rohrleitung
			→	07/03→ 05/10		2	83.7858-0140.3 330837	L= 140
2.0	85	09/02→10/10	←	01/03→ 05/10		2	24.5143-0439.3 331411	L= 439
↓								

	kw			 	! #		
<b>VW - NEW BEETLE Cabriolet (1Y7) 09/02→12/11</b>							
 <b>Bremsschlauch</b>							
2.0	85	09/02→10/10	➡	☐ / am Bremssattel; 01/03→ 05/10		24.1253-0010.3 331066	L= 233 mit Rohrleitung
			➡	☐ / am Bremssattel; 01/03→ 05/10		24.1253-0020.3 331067	L= 233 mit Rohrleitung
			➡	01/03→ 05/10	2	83.7858-0140.3 330837	L= 140
<b>VW - PASSAT (3A2, 35I) 02/88→12/97</b>							
 <b>Bremssattel</b>							
1.6	74	10/94→08/96	←	☐		24.3541-1609.5 240039	TRW Ø 54 - Halter
			←	☐		24.3541-1610.5 240040	TRW Ø 54 - Halter
1.8 1.9 TD	55 55	08/90→08/96 03/91→08/96	←	☐; 10/93→		24.3541-1609.5 240039	TRW Ø 54 - Halter
			←	☐; → 10/93		24.3541-1609.5 240039	TRW Ø 54 - Halter
			←	☐; → 10/93		24.3541-1610.5 240040	TRW Ø 54 - Halter
			←	☐; 10/93→		24.3541-1610.5 240040	TRW Ø 54 - Halter
1.8	66	02/88→08/96	←	☐; 10/93→		24.3541-1609.5 240039	TRW Ø 54 - Halter
			←	☐; 04/88→ 10/93		24.3541-1609.5 240039	TRW Ø 54 - Halter
			←	☐; 10/93→		24.3541-1610.5 240040	TRW Ø 54 - Halter
			←	☐; 04/88→ 10/93		24.3541-1610.5 240040	TRW Ø 54 - Halter
1.8 G60 Syncro	118	08/88→08/96	←	☐; → 10/93		24.3541-1731.5 240061	TRW Ø 54 - Halter
			←	☐; → 10/93		24.3541-1732.5 240062	TRW Ø 54 - Halter
			➡	☐; → 31-P-080000		24.3384-1603.5 240015	TRW Ø 38 - Halter
			➡	☐; → 31-P-080000		24.3384-1604.5 240016	TRW Ø 38 - Halter
			➡	☐; 31-P-080001→; → 10/93		24.3384-1707.5 240171	TRW Ø 38 - Halter
			➡	☐; 31-P-080001→; → 10/93		24.3384-1708.5 240172	TRW Ø 38 - Halter
1.9 TDI	66	10/93→08/96	←	☐		24.3541-1609.5 240039	TRW Ø 54 - Halter
			←	☐		24.3541-1610.5 240040	TRW Ø 54 - Halter
			➡	☐; 3A-T-000001→		24.3384-1707.5 240171	TRW Ø 38 - Halter
			➡	☐; 3A-T-000001→		24.3384-1708.5 240172	TRW Ø 38 - Halter
1.9 TDI	81	03/96→08/96	←	☐		24.3541-1731.5 240061	TRW Ø 54 - Halter
			←	☐		24.3541-1732.5 240062	TRW Ø 54 - Halter
			➡	☐		24.3384-1707.5 240171	TRW Ø 38 - Halter
			➡	☐		24.3384-1708.5 240172	TRW Ø 38 - Halter
2.0	79	03/95→08/96	←	☐		24.3541-1609.5 240039	TRW Ø 54 - Halter
			←	☐		24.3541-1610.5 240040	TRW Ø 54 - Halter
			➡	☐		24.3384-1707.5 240171	TRW Ø 38 - Halter
			➡	☐		24.3384-1708.5 240172	TRW Ø 38 - Halter
2.0	85	02/90→08/96	←	☐; 10/93→		24.3541-1609.5 240039	TRW Ø 54 - Halter
			←	☐; 03/90→ 10/93		24.3541-1609.5 240039	TRW Ø 54 - Halter
			←	☐; 03/90→ 10/93		24.3541-1610.5 240040	TRW Ø 54 - Halter
			←	☐; 10/93→		24.3541-1610.5 240040	TRW Ø 54 - Halter
			➡	☐; 03/90→; → 31-PE080000		24.3384-1603.5 240015	TRW Ø 38 - Halter
			➡	☐; 03/90→; → 31-PB080000		24.3384-1603.5 240015	TRW Ø 38 - Halter
			➡	☐; 03/90→; → 31-PB080000		24.3384-1604.5 240016	TRW Ø 38 - Halter
			➡	☐; 03/90→; → 31-PE080000		24.3384-1604.5 240016	TRW Ø 38 - Halter
			➡	☐; 31-PE080001→; → 10/93		24.3384-1707.5 240171	TRW Ø 38 - Halter
			➡	☐; 31-PB080001→; → 10/93		24.3384-1707.5 240171	TRW Ø 38 - Halter
			➡	☐; 10/93→		24.3384-1707.5 240171	TRW Ø 38 - Halter
			➡	☐; 31-PE080001→; → 10/93		24.3384-1708.5 240172	TRW Ø 38 - Halter
			➡	☐; 31-PB080001→; → 10/93		24.3384-1708.5 240172	TRW Ø 38 - Halter
			➡	☐; 10/93→		24.3384-1708.5 240172	TRW Ø 38 - Halter
2.0 16V	110	01/94→08/96	←	☐		24.3541-8523.5 240551	ATE Ø 54 - Halter
			←	☐		24.3541-8524.5 240552	ATE Ø 54 - Halter
			➡	☐		24.3384-1707.5 240171	TRW Ø 38 - Halter
			➡	☐		24.3384-1708.5 240172	TRW Ø 38 - Halter
2.0 Syncro ↓	85	10/90→08/96	←	☐; → 10/93		24.3541-1609.5 240039	TRW Ø 54 - Halter







	kw			 	! #			
<b>VW - PASSAT (3A2, 35I) 02/88→12/97</b>								
<b> Bremssattel</b>								
2.0 Syncro	85	10/90→08/96	←	☐; 01/94→		24.3541-1609.5	240039	TRW Ø 54 - Halter
			←	☐; → 10/93		24.3541-1610.5	240040	TRW Ø 54 - Halter
			←	☐; 01/94→		24.3541-1610.5	240040	TRW Ø 54 - Halter
			→	☐; → 31-P-080000		24.3384-1603.5	240015	TRW Ø 38 - Halter
			→	☐; → 31-P-080000		24.3384-1604.5	240016	TRW Ø 38 - Halter
			→	☐; 31-P-080001→; → 10/93		24.3384-1707.5	240171	TRW Ø 38 - Halter
			→	☐; 01/94→		24.3384-1707.5	240171	TRW Ø 38 - Halter
			→	☐; 31-P-080001→; → 10/93		24.3384-1708.5	240172	TRW Ø 38 - Halter
			→	☐; 01/94→		24.3384-1708.5	240172	TRW Ø 38 - Halter
2.8 VR6	128	06/91→08/96	←	☐; → 10/93		24.3541-1731.5	240061	TRW Ø 54 - Halter
			←	☐; → 10/93		24.3541-1732.5	240062	TRW Ø 54 - Halter
			←	☐; 10/93→		24.3541-8523.5	240551	ATE Ø 54 - Halter
			←	☐; 10/93→		24.3541-8524.5	240552	ATE Ø 54 - Halter
			→	☐; → 31-PE080000		24.3384-1603.5	240015	TRW Ø 38 - Halter
			→	☐; → 31-PB080000		24.3384-1603.5	240015	TRW Ø 38 - Halter
			→	☐; → 31-PB080000		24.3384-1604.5	240016	TRW Ø 38 - Halter
			→	☐; → 31-PE080000		24.3384-1604.5	240016	TRW Ø 38 - Halter
			→	☐; 31-PB080001→; → 10/93		24.3384-1707.5	240171	TRW Ø 38 - Halter
			→	☐; 31-PE080001→; → 10/93		24.3384-1707.5	240171	TRW Ø 38 - Halter
			→	☐; 10/93→		24.3384-1707.5	240171	TRW Ø 38 - Halter
			→	☐; 31-PB080001→; → 10/93		24.3384-1708.5	240172	TRW Ø 38 - Halter
			→	☐; 10/93→		24.3384-1708.5	240172	TRW Ø 38 - Halter
			→	☐; 31-PE080001→; → 10/93		24.3384-1708.5	240172	TRW Ø 38 - Halter
<b>Halter, Bremssattel</b>								
2.0 16V	110	01/94→08/96	←		2	11.8170-0306.1	260102	ATE
2.8 VR6	128	06/91→08/96	←	10/93→	2	11.8170-0306.1	260102	ATE
<b>Feder, Bremssattel</b>								
2.0 16V	110	01/94→08/96	←		2	11.8116-0143.1	390513	ATE
2.8 VR6	128	06/91→08/96	←	10/93→	2	11.8116-0143.1	390513	ATE
<b>Führungshülzensatz, Bremssattel</b>								
1.6	74	10/94→08/96	←			11.0101-5403.2	260010	TRW
1.8 1.9 TD	55	08/90→08/96	←	→ 10/93		11.0101-5403.2	260010	TRW
	55	03/91→08/96	←	10/93→		11.0101-5403.2	260010	TRW
1.8	66	02/88→08/96	←	10/93→		11.0101-5403.2	260010	TRW
			←	04/88→ 10/93		11.0101-5403.2	260010	TRW
1.8 G60 Syncro	118	08/88→08/96	→	31-P-080001→; → 10/93		11.0101-5403.2	260010	TRW
1.9 TDI	66	10/93→08/96	←			11.0101-5403.2	260010	TRW
			→	3A-T-000001→		11.0101-5403.2	260010	TRW
1.9 TDI	81	03/96→08/96	→			11.0101-5403.2	260010	TRW
2.0	79	03/95→08/96	←			11.0101-5403.2	260010	TRW
			→			11.0101-5403.2	260010	TRW
2.0	85	02/90→08/96	←	03/90→ 10/93		11.0101-5403.2	260010	TRW
			←	10/93→		11.0101-5403.2	260010	TRW
			→	31-PE080001→; → 10/93		11.0101-5403.2	260010	TRW
			→	31-PB080001→; → 10/93		11.0101-5403.2	260010	TRW
			→	10/93→		11.0101-5403.2	260010	TRW
2.0 16V	110	01/94→08/96	←			11.0101-5409.2	260035	ATE
			→			11.0101-5403.2	260010	TRW
2.0 Syncro	85	10/90→08/96	←	01/94→		11.0101-5403.2	260010	TRW
			←	→ 10/93		11.0101-5403.2	260010	TRW
			→	01/94→		11.0101-5403.2	260010	TRW
↓								

	kw					! #		
<b>VW - PASSAT (3A2, 35I) 02/88→12/97</b>								
<b>Führungshülzensatz, Bremssattel</b>								
2.0 Syncro	85	10/90→08/96	➡	31-P-080001→; → 10/93			11.0101-5403.2 260010	TRW
2.8 VR6	128	06/91→08/96	←	10/93→			11.0101-5409.2 260035	ATE
			➡	10/93→			11.0101-5403.2 260010	TRW
			➡	31-PB080001→; → 10/93			11.0101-5403.2 260010	TRW
			➡	31-PE080001→; → 10/93			11.0101-5403.2 260010	TRW
<b>Führungsbolzen, Bremssattel</b>								
2.0 16V	110	01/94→08/96	←				11.8171-0008.1 990049	ATE
2.8 VR6	128	06/91→08/96	←	10/93→			11.8171-0008.1 990049	ATE
<b>Dichtungssatz, Bremssattel</b>								
2.0 16V	110	01/94→08/96	←				11.0441-5409.2 250031	ATE
2.8 VR6	128	06/91→08/96	←	10/93→			11.0441-5409.2 250031	ATE
<b>Zubehörsatz, Bremssattel</b>								
1.6	74	10/94→08/96	←				24.0101-4301.2 260047	TRW
1.9 TDI	66	10/93→08/96						
2.0	79	03/95→08/96						
1.8	55	08/90→08/96	←	→ 10/93			24.0101-4301.2 260047	TRW
			03/91→08/96	←	10/93→			24.0101-4301.2 260047
1.8	66	02/88→08/96	←	10/93→			24.0101-4301.2 260047	TRW
			←	04/88→ 10/93			24.0101-4301.2 260047	TRW
1.8 G60 Syncro	118	08/88→08/96	➡	→ 31-P-080000			24.0101-3601.2 260044	TRW
			➡	31-P-080001→; → 10/93			24.0101-3601.2 260044	TRW
2.0	85	02/90→08/96	←	03/90→ 10/93			24.0101-4301.2 260047	TRW
			←	10/93→			24.0101-4301.2 260047	TRW
			➡	03/90→; → 31-PE080000			24.0101-3601.2 260044	TRW
			➡	31-PB080001→; → 10/93			24.0101-3601.2 260044	TRW
			➡	03/90→; → 31-PB080000			24.0101-3601.2 260044	TRW
2.0 Syncro	85	10/90→08/96	←	01/94→			24.0101-4301.2 260047	TRW
			←	→ 10/93			24.0101-4301.2 260047	TRW
			➡	→ 31-P-080000			24.0101-3601.2 260044	TRW
2.8 VR6	128	06/91→08/96	➡	→ 31-PE080000			24.0101-3601.2 260044	TRW
			➡	→ 31-PB080000			24.0101-3601.2 260044	TRW
			➡	31-PE080001→; → 10/93			24.0101-3601.2 260044	TRW
			➡	31-PB080001→; → 10/93			24.0101-3601.2 260044	TRW
<b> Bremsschlauch</b>								
1.6	74	10/94→08/96	←		2	24.5237-0333.3 331425	L= 333	
			➡		2	24.5201-0164.3 331414	L= 164	
1.8	55	08/90→08/96	←	10/93→	2	24.5237-0333.3 331425	L= 333	
			03/91→08/96	←	→ 10/93	2	24.5237-0333.3 331425	L= 333
				➡	10/93→	2	24.5201-0164.3 331414	L= 164
				➡	→ 10/93	2	24.5204-0180.3 331461	L= 180
1.8	66	02/88→08/96	←	04/88→ 10/93	2	24.5237-0333.3 331425	L= 333	
			←	10/93→	2	24.5237-0333.3 331425	L= 333	
			➡	10/93→	2	24.5201-0164.3 331414	L= 164	
			➡	04/88→ 10/93	2	24.5204-0180.3 331461	L= 180	
1.8 G60 Syncro	118	08/88→08/96	←	→ 10/93	2	24.5237-0333.3 331425	L= 333	
			➡	am Bremssattel; → 10/93	2	24.5170-0161.3 331308	L= 161	
			➡	→ 10/93	2	24.5201-0164.3 331414	L= 164	
1.9 TDI	66	10/93→08/96	←		2	24.5237-0333.3 331425	L= 333	
↓								

















	kw			 	! #		
<b>VW - PASSAT (3A2, 35I) 02/88→12/97</b>							
<b>Bremsschlauch</b>							
1.9 TDI	66	10/93→08/96	➔	am Bremssattel; 3A-T-000001→	2	24.5170-0161.3 331308	L= 161
			➔	3A-T-000001→	2	24.5201-0164.3 331414	L= 164
			➔	→ 3A-S-300000	2	24.5201-0164.3 331414	L= 164
1.9 TDI 2.0	81 79	03/96→08/96 03/95→08/96	←		2	24.5237-0333.3 331425	L= 333
			➔	am Bremssattel	2	24.5170-0161.3 331308	L= 161
			➔		2	24.5201-0164.3 331414	L= 164
2.0	85	02/90→08/96	←	10/93→	2	24.5237-0333.3 331425	L= 333
			←	03/90→ 10/93	2	24.5237-0333.3 331425	L= 333
			➔	am Bremssattel; 10/93→	2	24.5170-0161.3 331308	L= 161
			➔	am Bremssattel; 03/90→ 10/93	2	24.5170-0161.3 331308	L= 161
			➔	10/93→	2	24.5201-0164.3 331414	L= 164
			➔	03/90→ 10/93	2	24.5204-0180.3 331461 83.7824-0180.3 330812	L= 180 L= 180
2.0 16V	110	01/94→08/96	←		2	24.5147-0385.3 331427	L= 384
			➔	am Bremssattel	2	24.5170-0161.3 331308	L= 161
			➔		2	24.5201-0164.3 331414	L= 164
2.0 Syncro	85	10/90→08/96	←	01/94→	2	24.5237-0333.3 331425	L= 333
			←	→ 10/93	2	24.5237-0333.3 331425	L= 333
			➔	am Bremssattel; 01/94→	2	24.5170-0161.3 331308	L= 161
			➔	am Bremssattel; → 10/93	2	24.5170-0161.3 331308	L= 161
			➔	→ 10/93	2	24.5201-0164.3 331414	L= 164
			➔	01/94→	2	24.5201-0164.3 331414	L= 164
2.8 VR6	128	06/91→08/96	←	10/93→	2	24.5147-0385.3 331427	L= 384
			←	→ 10/93	2	24.5237-0333.3 331425	L= 333
			➔	am Bremssattel; → 10/93	2	24.5170-0161.3 331308	L= 161
			➔	am Bremssattel; 10/93→	2	24.5170-0161.3 331308	L= 161
			➔	10/93→	2	24.5201-0164.3 331414	L= 164
			➔	→ 10/93	2	24.5204-0180.3 331461 83.7824-0180.3 330812	L= 180 L= 180
<b>VW - PASSAT (3B2) 08/96→12/01</b>							
<b>Bremssattel</b>							
1.6	74	10/96→11/00	←	☐; → 09/00; +PR 1LZ,1ZJ		24.3541-1763.5 240231	TRW Ø 54 - Halter
			←	☐; → 09/00; +PR 1LZ,1ZJ		24.3541-1764.5 240232	TRW Ø 54 - Halter
			←	☐; → 3B-X-124107; +PR 1LB,1LE,1ZC		24.3571-8521.5 240495	ATE Ø 57 - Halter
			←	☐; 3B-X-124108→; +PR 1LB,1LE,1ZC		24.3571-8521.5 240495	ATE Ø 57 - Halter
			←	☐; → 3B-X-124107; +PR 1LB,1LE,1ZC		24.3571-8522.5 240496	ATE Ø 57 - Halter
			←	☐; 3B-X-124108→; +PR 1LB,1LE,1ZC		24.3571-8522.5 240496	ATE Ø 57 - Halter
			➔	☐; +PR 1KD,1KE,1KF,1KW		24.3384-1731.5 240818	TRW Ø 38 - Halter
			➔	☐; +PR 1KD,1KE,1KF,1KW		24.3384-1732.5 240819	TRW Ø 38 - Halter
1.8	85	01/97→11/00	←	☐; → 09/00		24.3541-1763.5 240231	TRW Ø 54 - Halter
			←	☐; → 09/00		24.3541-1764.5 240232	TRW Ø 54 - Halter
			➔	☐; → 09/00		24.3384-1731.5 240818	TRW Ø 38 - Halter
			➔	☐; → 09/00		24.3384-1732.5 240819	TRW Ø 38 - Halter
1.8 1.9 TDI	92 66	10/96→11/00 10/96→11/00	←	☐; → 09/00; +PR 1LZ,1ZJ		24.3541-1763.5 240231	TRW Ø 54 - Halter
			←	☐; → 09/00; +PR 1LZ,1ZJ		24.3541-1764.5 240232	TRW Ø 54 - Halter
			←	☐; 3B-X-124108→; +PR 1LB,1LE,1ZC		24.3571-8521.5 240495	ATE Ø 57 - Halter
			←	☐; → 3B-X-124107; +PR 1LB,1LE,1ZC		24.3571-8521.5 240495	ATE Ø 57 - Halter
			←	☐; → 3B-X-124107; +PR 1LB,1LE,1ZC		24.3571-8522.5 240496	ATE Ø 57 - Halter
			←	☐; 3B-X-124108→; +PR 1LB,1LE,1ZC		24.3571-8522.5 240496	ATE Ø 57 - Halter
			➔	☐; → 09/00; +PR 1KD,1KE,1KF,1KW		24.3384-1731.5 240818	TRW Ø 38 - Halter
			➔	☐; → 09/00; +PR 1KD,1KE,1KF,1KW		24.3384-1732.5 240819	TRW Ø 38 - Halter
1.8 Syncro/4motion ↓	92	10/96→11/00	←	☐; → 09/00; +PR 1LZ,1ZJ		24.3541-1763.5 240231	TRW Ø 54 - Halter






































































	kw				! #		
<b>VW - PASSAT (3B2) 08/96→12/01</b>							
<b>Bremssattel</b>							
1.8 Syncro/4motion	92	10/96→11/00	←	☐; → 09/00; +PR 1LZ,1ZJ	24.3541-1764.5	240232	TRW Ø 54 - Halter
			←	☐; 3B-X-124108→; +PR 1LB,1LE,1ZC	24.3571-8521.5	240495	ATE Ø 57 - Halter
			←	☐; → 3B-X-124107; +PR 1LB,1LE,1ZC	24.3571-8521.5	240495	ATE Ø 57 - Halter
			←	☐; → 3B-X-124107; +PR 1LB,1LE,1ZC	24.3571-8522.5	240496	ATE Ø 57 - Halter
			←	☐; 3B-X-124108→; +PR 1LB,1LE,1ZC	24.3571-8522.5	240496	ATE Ø 57 - Halter
			→	☐; +PR 1KD;1KF	24.3384-1733.5	240820	TRW Ø 38 - Halter
			→	☐; +PR 1KD;1KF	24.3384-1734.5	240821	TRW Ø 38 - Halter
			→	☐; +PR 1KE;1KW	24.3437-1701.7	220761	TRW Ø 43 - Halter
→	☐; +PR 1KE;1KW	24.3437-1702.7	220762	TRW Ø 43 - Halter			
1.8 T 1.8 T Syncro 1.9 TDI 1.9 TDI	110 110 81 85	10/96→11/00 11/96→08/00 10/96→11/00 08/98→11/00	←	☐; 3B-X-124108→; +PR 1LB,1LE,1ZC	24.3571-8521.5	240495	ATE Ø 57 - Halter
	←	☐; → 3B-X-124107; +PR 1LB,1LE,1ZC	24.3571-8521.5	240495	ATE Ø 57 - Halter		
	←	☐; → 3B-X-124107; +PR 1LB,1LE,1ZC	24.3571-8522.5	240496	ATE Ø 57 - Halter		
	←	☐; 3B-X-124108→; +PR 1LB,1LE,1ZC	24.3571-8522.5	240496	ATE Ø 57 - Halter		
	→	☐; +PR 1KD,1KE,1KF,1KW	24.3384-1731.5	240818	TRW Ø 38 - Halter		
→	☐; +PR 1KD,1KE,1KF,1KW	24.3384-1732.5	240819	TRW Ø 38 - Halter			
1.9 TDI	74	02/00→11/00	←	☐; 10/00→; +PR 1LB,1LE,1ZC	24.3571-8521.5	240495	ATE Ø 57 - Halter
			←	☐; 10/00→; +PR 1LB,1LE,1ZC	24.3571-8522.5	240496	ATE Ø 57 - Halter
			→	☐; 10/00→; +PR 1KD,1KE,1KF,1KW	24.3384-1731.5	240818	TRW Ø 38 - Halter
			→	☐; 10/00→; +PR 1KD,1KE,1KF,1KW	24.3384-1732.5	240819	TRW Ø 38 - Halter
1.9 TDI 4motion 1.9 TDI Syncro/4motion 2.8 Syncro	85 81 132	08/99→11/00 10/96→11/00 05/97→09/99	←	☐; 3B-X-124108→; +PR 1LB,1LE,1ZC	24.3571-8521.5	240495	ATE Ø 57 - Halter
	←	☐; → 3B-X-124107; +PR 1LB,1LE,1ZC	24.3571-8521.5	240495	ATE Ø 57 - Halter		
	←	☐; → 3B-X-124107; +PR 1LB,1LE,1ZC	24.3571-8522.5	240496	ATE Ø 57 - Halter		
	←	☐; 3B-X-124108→; +PR 1LB,1LE,1ZC	24.3571-8522.5	240496	ATE Ø 57 - Halter		
	→	☐; +PR 1KD;1KF	24.3384-1733.5	240820	TRW Ø 38 - Halter		
	→	☐; +PR 1KD;1KF	24.3384-1734.5	240821	TRW Ø 38 - Halter		
	→	☐; +PR 1KE;1KW	24.3437-1701.7	220761	TRW Ø 43 - Halter		
	→	☐; +PR 1KE;1KW	24.3437-1702.7	220762	TRW Ø 43 - Halter		
2.0	88	04/00→11/00	←	☐; 10/00→; +PR 1LB,1LE,1ZC	24.3571-8521.5	240495	ATE Ø 57 - Halter
			←	☐; 10/00→; +PR 1LB,1LE,1ZC	24.3571-8522.5	240496	ATE Ø 57 - Halter
2.0 4motion	88	04/00→11/00	←	☐; 10/00→; +PR 1LB,1LE,1ZC	24.3571-8521.5	240495	ATE Ø 57 - Halter
			←	☐; 10/00→; +PR 1LB,1LE,1ZC	24.3571-8522.5	240496	ATE Ø 57 - Halter
			→	☐; 10/00→; +PR 1KD;1KF	24.3384-1733.5	240820	TRW Ø 38 - Halter
			→	☐; 10/00→; +PR 1KD;1KF	24.3384-1734.5	240821	TRW Ø 38 - Halter
			→	☐; 10/00→; +PR 1KE;1KW	24.3437-1701.7	220761	TRW Ø 43 - Halter
			→	☐; 10/00→; +PR 1KE;1KW	24.3437-1702.7	220762	TRW Ø 43 - Halter
2.3 VR5 2.8 V6 2.8 V6	110 140 142	10/96→11/00 09/99→11/00 08/96→11/00	←	☐; 10/00→; +PR 1LT	11.9571-9835.2	220427	ATE Ø 57 - Halter
	←	☐; 10/00→; +PR 1LT	11.9571-9836.2	220428	ATE Ø 57 - Halter		
	←	☐; → 3B-X-124107; +PR 1LB,1LE,1ZC	24.3571-8521.5	240495	ATE Ø 57 - Halter		
	←	☐; 3B-X-124108→; → 09/00; +PR 1LB,1LE,1ZC	24.3571-8521.5	240495	ATE Ø 57 - Halter		
	←	☐; 3B-X-124108→; → 09/00; +PR 1LB,1LE,1ZC	24.3571-8522.5	240496	ATE Ø 57 - Halter		
	←	☐; → 3B-X-124107; +PR 1LB,1LE,1ZC	24.3571-8522.5	240496	ATE Ø 57 - Halter		
	→	☐; +PR 1KD,1KE,1KF,1KW	24.3384-1731.5	240818	TRW Ø 38 - Halter		
	→	☐; +PR 1KD,1KE,1KF,1KW	24.3384-1732.5	240819	TRW Ø 38 - Halter		
2.3 VR5 Syncro/4motion 2.8 V6 4motion 2.8 V6 Syncro/4motion	110 140 142	10/97→11/00 09/99→11/00 10/96→11/00	←	☐; 10/00→; +PR 1LT	11.9571-9835.2	220427	ATE Ø 57 - Halter
	←	☐; 10/00→; +PR 1LT	11.9571-9836.2	220428	ATE Ø 57 - Halter		
	←	☐; 3B-X-124108→; → 09/00; +PR 1LB,1LE,1ZC	24.3571-8521.5	240495	ATE Ø 57 - Halter		
	←	☐; → 3B-X-124107; +PR 1LB,1LE,1ZC	24.3571-8521.5	240495	ATE Ø 57 - Halter		
	←	☐; 3B-X-124108→; → 09/00; +PR 1LB,1LE,1ZC	24.3571-8522.5	240496	ATE Ø 57 - Halter		
	←	☐; → 3B-X-124107; +PR 1LB,1LE,1ZC	24.3571-8522.5	240496	ATE Ø 57 - Halter		
	→	☐; +PR 1KD;1KF	24.3384-1733.5	240820	TRW Ø 38 - Halter		
	→	☐; +PR 1KD;1KF	24.3384-1734.5	240821	TRW Ø 38 - Halter		










	kw			 	! #			
<b>VW - PASSAT (3B2) 08/96→12/01</b>								
<b>Bremssattel</b>								
2.3 VR5 Syncro/4motion	110	10/97→11/00	➡	☐; +PR 1KE;1KW		24.3437-1701.7	220761	TRW Ø 43 - Halter
2.8 V6 4motion	140	09/99→11/00	➡	☐; +PR 1KE;1KW		24.3437-1702.7	220762	TRW Ø 43 - Halter
2.8 V6 Syncro/4motion	142	10/96→11/00	➡	☐; +PR 1KE;1KW		24.3437-1702.7	220762	TRW Ø 43 - Halter
2.5 TDI	110	07/98→11/00	←	☐; 10/00→; +PR 1LT		11.9571-9835.2	220427	ATE Ø 57 - Halter
			←	☐; 10/00→; +PR 1LT		11.9571-9836.2	220428	ATE Ø 57 - Halter
			←	☐; 08/98→ 09/00; +PR 1LB,1LE,1ZC		24.3571-8521.5	240495	ATE Ø 57 - Halter
			←	☐; 08/98→ 09/00; +PR 1LB,1LE,1ZC		24.3571-8522.5	240496	ATE Ø 57 - Halter
			➡	☐; 08/98→; +PR 1KD,1KE,1KF,1KW		24.3384-1731.5	240818	TRW Ø 38 - Halter
			➡	☐; 08/98→; +PR 1KD,1KE,1KF,1KW		24.3384-1732.5	240819	TRW Ø 38 - Halter
2.5 TDI Syncro/4motion	110	12/98→11/00	←	☐; 10/00→; +PR 1LT		11.9571-9835.2	220427	ATE Ø 57 - Halter
			←	☐; 10/00→; +PR 1LT		11.9571-9836.2	220428	ATE Ø 57 - Halter
			←	☐; → 09/00; +PR 1LB,1LE,1ZC		24.3571-8521.5	240495	ATE Ø 57 - Halter
			←	☐; → 09/00; +PR 1LB,1LE,1ZC		24.3571-8522.5	240496	ATE Ø 57 - Halter
			➡	☐; +PR 1KD;1KF		24.3384-1733.5	240820	TRW Ø 38 - Halter
			➡	☐; +PR 1KD;1KF		24.3384-1734.5	240821	TRW Ø 38 - Halter
			➡	☐; +PR 1KE;1KW		24.3437-1701.7	220761	TRW Ø 43 - Halter
			➡	☐; +PR 1KE;1KW		24.3437-1702.7	220762	TRW Ø 43 - Halter
2.8 V6	132	05/97→09/99	←	☐; → 3B-X-124107		24.3571-8521.5	240495	ATE Ø 57 - Halter
			←	☐; 3B-X-124108→		24.3571-8521.5	240495	ATE Ø 57 - Halter
			←	☐; → 3B-X-124107		24.3571-8522.5	240496	ATE Ø 57 - Halter
			←	☐; 3B-X-124108→		24.3571-8522.5	240496	ATE Ø 57 - Halter
			➡	☐		24.3384-1731.5	240818	TRW Ø 38 - Halter
			➡	☐		24.3384-1732.5	240819	TRW Ø 38 - Halter
<b>Halter, Bremssattel</b>								
1.6	74	10/96→11/00	←	3B-X-124108→; +PR 1LB,1LE,1ZC	2	11.8170-0306.1	260102	ATE
1.8	92	10/96→11/00	←					
1.8 Syncro/4motion	92	10/96→11/00	←					
1.8 T	110	10/96→11/00	←					
1.8 T Syncro	110	11/96→08/00	←					
1.9 TDI	66	10/96→11/00	←					
1.9 TDI	81	10/96→11/00	←					
1.9 TDI	85	08/98→11/00	←					
1.9 TDI 4motion	85	08/99→11/00	←					
1.9 TDI Syncro/4motion	81	10/96→11/00	←					
2.8 Syncro	132	05/97→09/99	←					
1.9 TDI	74	02/00→11/00	←	10/00→; +PR 1LB,1LE,1ZC	2	11.8170-0306.1	260102	ATE
2.0	88	04/00→11/00	←					
2.0 4motion	88	04/00→11/00	←					
2.3 VR5	110	10/96→11/00	←	10/00→; +PR 1LT	2	11.0230-0451.1	260130	ATE
2.3 VR5 Syncro/4motion	110	10/97→11/00	←					
2.8 V6	140	09/99→11/00	←	3B-X-124108→; → 09/00; +PR 1LB,1LE,1ZC	2	11.8170-0306.1	260102	ATE
2.8 V6	142	08/96→11/00	←					
2.8 V6 4motion	140	09/99→11/00	←					
2.8 V6 Syncro/4motion	142	10/96→11/00	←					
2.5 TDI	110	07/98→11/00	←	10/00→; +PR 1LT	2	11.0230-0451.1	260130	ATE
			←	08/98→ 09/00; +PR 1LB,1LE,1ZC	2	11.8170-0306.1	260102	ATE
2.5 TDI Syncro/4motion	110	12/98→11/00	←	10/00→; +PR 1LT	2	11.0230-0451.1	260130	ATE
			←	→ 09/00; +PR 1LB,1LE,1ZC	2	11.8170-0306.1	260102	ATE
2.8 V6	132	05/97→09/99	←	3B-X-124108→	2	11.8170-0306.1	260102	ATE
<b>Feder, Bremssattel</b>								
1.6	74	10/96→11/00	←	→ 3B-X-124107; +PR 1LB,1LE,1ZC	2	11.8116-0143.1	390513	ATE
1.8	92	10/96→11/00	←					
1.8 Syncro/4motion	92	10/96→11/00	←	3B-X-124108→; +PR 1LB,1LE,1ZC	2	11.8116-0143.1	390513	ATE
1.8 T	110	10/96→11/00	←					
1.8 T Syncro	110	11/96→08/00	←					
1.9 TDI	66	10/96→11/00	←					
1.9 TDI	81	10/96→11/00	←					
1.9 TDI	85	08/98→11/00	←					
1.9 TDI 4motion	85	08/99→11/00	←					
1.9 TDI Syncro/4motion	81	10/96→11/00	←					
2.8 Syncro	132	05/97→09/99	←					
1.9 TDI	74	02/00→11/00	←	10/00→; +PR 1LB,1LE,1ZC	2	11.8116-0143.1	390513	ATE
2.0	88	04/00→11/00	←					
2.0 4motion	88	04/00→11/00	←					
2.3 VR5	110	10/96→11/00	←	→ 3B-X-124107; +PR 1LB,1LE,1ZC	2	11.8116-0143.1	390513	ATE
↓								

	kW			 	! #		
<b>VW - PASSAT (3B2) 08/96→12/01</b>							
<b>Feder, Bremssattel</b>							
2.3 VR5 Syncro/4motion	110	10/97→11/00	←	3B-X-124108→; → 09/00; +PR 1LB,1LE,1ZC	2	11.8116-0143.1 390513	ATE
2.8 V6	140	09/99→11/00					
2.8 V6	142	08/96→11/00	←	10/00→; +PR 1LT	2	11.8116-0143.1 390513	ATE
2.8 V6 4motion	140	09/99→11/00					
2.8 V6 Syncro/4motion	142	10/96→11/00					
2.5 TDI	110	07/98→11/00	←	08/98→ 09/00; +PR 1LB,1LE,1ZC	2	11.8116-0143.1 390513	ATE
			←	10/00→; +PR 1LT	2	11.8116-0143.1 390513	ATE
2.5 TDI Syncro/4motion	110	12/98→11/00	←	→ 09/00; +PR 1LB,1LE,1ZC	2	11.8116-0143.1 390513	ATE
			←	10/00→; +PR 1LT	2	11.8116-0143.1 390513	ATE
2.8 V6	132	05/97→09/99	←	→ 3B-X-124107	2	11.8116-0143.1 390513	ATE
			←	3B-X-124108→	2	11.8116-0143.1 390513	ATE
<b>Führungshülzensatz, Bremssattel</b>							
1.6	74	10/96→11/00	←	→ 3B-X-124107; +PR 1LB,1LE,1ZC		11.0101-5409.2 260035	ATE
1.8	92	10/96→11/00					
1.8 Syncro/4motion	92	10/96→11/00	←	3B-X-124108→; +PR 1LB,1LE,1ZC		11.0101-5409.2 260035	ATE
1.8 T	110	10/96→11/00					
1.8 T Syncro	110	11/96→08/00					
1.9 TDI	66	10/96→11/00					
1.9 TDI	81	10/96→11/00					
1.9 TDI	85	08/98→11/00					
1.9 TDI 4motion	85	08/99→11/00					
1.9 TDI Syncro/4motion	81	10/96→11/00					
2.8 Syncro	132	05/97→09/99					
1.9 TDI	74	02/00→11/00	←	10/00→; +PR 1LB,1LE,1ZC		11.0101-5409.2 260035	ATE
2.0	88	04/00→11/00					
2.0 4motion	88	04/00→11/00					
2.3 VR5	110	10/96→11/00	←	10/00→; +PR 1LT		11.0101-5409.2 260035	ATE
2.3 VR5 Syncro/4motion	110	10/97→11/00					
2.8 V6	140	09/99→11/00	←	3B-X-124108→; → 09/00; +PR 1LB,1LE,1ZC		11.0101-5409.2 260035	ATE
2.8 V6	142	08/96→11/00					
2.8 V6 4motion	140	09/99→11/00	←	→ 3B-X-124107; +PR 1LB,1LE,1ZC		11.0101-5409.2 260035	ATE
2.8 V6 Syncro/4motion	142	10/96→11/00					
2.5 TDI	110	07/98→11/00	←	10/00→; +PR 1LT		11.0101-5409.2 260035	ATE
			←	08/98→ 09/00; +PR 1LB,1LE,1ZC		11.0101-5409.2 260035	ATE
2.5 TDI Syncro/4motion	110	12/98→11/00	←	10/00→; +PR 1LT		11.0101-5409.2 260035	ATE
			←	→ 09/00; +PR 1LB,1LE,1ZC		11.0101-5409.2 260035	ATE
2.8 V6	132	05/97→09/99	←	→ 3B-X-124107		11.0101-5409.2 260035	ATE
			←	3B-X-124108→		11.0101-5409.2 260035	ATE
<b>Führungsbolzen, Bremssattel</b>							
1.6	74	10/96→11/00	←	→ 3B-X-124107; +PR 1LB,1LE,1ZC		11.8171-0008.1 990049	ATE
1.8	92	10/96→11/00					
1.8 Syncro/4motion	92	10/96→11/00	←	3B-X-124108→; +PR 1LB,1LE,1ZC		11.8171-0008.1 990049	ATE
1.8 T	110	10/96→11/00					
1.8 T Syncro	110	11/96→08/00					
1.9 TDI	66	10/96→11/00					
1.9 TDI	81	10/96→11/00					
1.9 TDI	85	08/98→11/00					
1.9 TDI 4motion	85	08/99→11/00					
1.9 TDI Syncro/4motion	81	10/96→11/00					
2.8 Syncro	132	05/97→09/99					
1.9 TDI	74	02/00→11/00	←	10/00→; +PR 1LB,1LE,1ZC		11.8171-0008.1 990049	ATE
2.0	88	04/00→11/00					
2.0 4motion	88	04/00→11/00					
2.3 VR5	110	10/96→11/00		10/00→; +PR 1LT		11.8171-0008.1 990049	ATE
2.3 VR5 Syncro/4motion	110	10/97→11/00	←	3B-X-124108→; → 09/00; +PR 1LB,1LE,1ZC		11.8171-0008.1 990049	ATE
2.8 V6	140	09/99→11/00					
2.8 V6	142	08/96→11/00	←	→ 3B-X-124107; +PR 1LB,1LE,1ZC		11.8171-0008.1 990049	ATE
2.8 V6 4motion	140	09/99→11/00					
2.8 V6 Syncro/4motion	142	10/96→11/00					
2.5 TDI	110	07/98→11/00	←	10/00→; +PR 1LT		11.8171-0008.1 990049	ATE
			←	08/98→ 09/00; +PR 1LB,1LE,1ZC		11.8171-0008.1 990049	ATE
2.5 TDI Syncro/4motion	110	12/98→11/00	←	10/00→; +PR 1LT		11.8171-0008.1 990049	ATE
			←	→ 09/00; +PR 1LB,1LE,1ZC		11.8171-0008.1 990049	ATE
2.8 V6	132	05/97→09/99	←	3B-X-124108→		11.8171-0008.1 990049	ATE
			←	→ 3B-X-124107		11.8171-0008.1 990049	ATE
<b>Dichtungssatz, Bremssattel</b>							
1.6	74	10/96→11/00	←	→ 3B-X-124107; +PR 1LB,1LE,1ZC		11.0441-5704.2 250034	ATE
1.8	92	10/96→11/00					
1.8 Syncro/4motion	92	10/96→11/00	←	3B-X-124108→; +PR 1LB,1LE,1ZC		11.0441-5704.2 250034	ATE
↓							

	kW			 	! #		
<b>VW - PASSAT (3B2) 08/96→12/01</b>							
<b>Dichtungssatz, Bremsattel</b>							
1.8 T	110	10/96→11/00	←	→ 3B-X-124107; +PR 1LB,1LE,1ZC		11.0441-5704.2 250034	ATE
1.8 T Syncro	110	11/96→08/00	←				
1.9 TDI	66	10/96→11/00	←	3B-X-124108→; +PR 1LB,1LE,1ZC		11.0441-5704.2 250034	ATE
1.9 TDI	81	10/96→11/00					
1.9 TDI	85	08/98→11/00					
1.9 TDI 4motion	85	08/99→11/00					
1.9 TDI Syncro/4motion	81	10/96→11/00					
2.8 Syncro	132	05/97→09/99					
1.9 TDI	74	02/00→11/00	←	10/00→; +PR 1LB,1LE,1ZC		11.0441-5704.2 250034	ATE
2.0	88	04/00→11/00					
2.0 4motion	88	04/00→11/00					
2.3 VR5	110	10/96→11/00	←	10/00→; +PR 1LT		11.0441-5704.2 250034	ATE
2.3 VR5 Syncro/4motion	110	10/97→11/00					
2.8 V6	140	09/99→11/00	←	3B-X-124108→; → 09/00; +PR 1LB,1LE,1ZC		11.0441-5704.2 250034	ATE
2.8 V6	142	08/96→11/00					
2.8 V6 4motion	140	09/99→11/00	←	→ 3B-X-124107; +PR 1LB,1LE,1ZC		11.0441-5704.2 250034	ATE
2.8 V6 Syncro/4motion	142	10/96→11/00					
2.5 TDI	110	07/98→11/00	←	10/00→; +PR 1LT		11.0441-5704.2 250034	ATE
			←	08/98→ 09/00; +PR 1LB,1LE,1ZC		11.0441-5704.2 250034	ATE
2.5 TDI Syncro/4motion	110	12/98→11/00	←	10/00→; +PR 1LT		11.0441-5704.2 250034	ATE
			←	→ 09/00; +PR 1LB,1LE,1ZC		11.0441-5704.2 250034	ATE
2.8 V6	132	05/97→09/99	←	→ 3B-X-124107		11.0441-5704.2 250034	ATE
			←	3B-X-124108→		11.0441-5704.2 250034	ATE
<b>Bremsschlauch</b>							
1.6	74	10/96→11/00	←		2	83.7813-0295.3 330799	L= 295
1.8 T	110	10/96→11/00	→	□ / am Bremsattel		24.1253-0030.3 331126	L= 184 mit Rohrleitung
1.8 T Syncro	110	11/96→08/00	→				
1.9 TDI	81	10/96→11/00	→	□ / am Bremsattel		24.1253-0040.3 331127	L= 190 mit Rohrleitung
1.9 TDI	85	08/98→11/00					
2.3 VR5	110	10/96→11/00	→		2	24.5237-0183.3 331454	L= 182,4
2.8 V6	132	05/97→09/99	→	am Bremsattel	2	24.5243-0190.3 330678	L= 190
2.8 V6	140	09/99→11/00					
2.8 V6	142	08/96→11/00					
1.8	85	01/97→11/00	←	→ 09/00	2	83.7813-0295.3 330799	L= 295
1.8	92	10/96→11/00	→	□ / am Bremsattel; → 09/00		24.1253-0030.3 331126	L= 184 mit Rohrleitung
1.9 TDI	66	10/96→11/00	→	□ / am Bremsattel; → 09/00		24.1253-0040.3 331127	L= 190 mit Rohrleitung
			→	→ 09/00	2	24.5237-0183.3 331454	L= 182,4
			→	am Bremsattel; → 09/00	2	24.5243-0190.3 330678	L= 190
1.8 Syncro/4motion	92	10/96→11/00	←	→ 09/00	2	83.7813-0295.3 330799	L= 295
			→	→ 09/00	2	24.5243-0310.3 330755	L= 310
1.9 TDI	74	02/00→11/00	←	10/00→	2	83.7813-0295.3 330799	L= 295
2.0	88	04/00→11/00	→	□ / am Bremsattel; 10/00→		24.1253-0030.3 331126	L= 184 mit Rohrleitung
			→	□ / am Bremsattel; 10/00→		24.1253-0040.3 331127	L= 190 mit Rohrleitung
			→	10/00→	2	24.5237-0183.3 331454	L= 182,4
			→	am Bremsattel; 10/00→	2	24.5243-0190.3 330678	L= 190
1.9 TDI 4motion	85	08/99→11/00	←		2	83.7813-0295.3 330799	L= 295
1.9 TDI Syncro/4motion	81	10/96→11/00	→		2	24.5243-0310.3 330755	L= 310
2.8 Syncro	132	05/97→09/99	←	10/00→	2	83.7813-0295.3 330799	L= 295
2.0 4motion	88	04/00→11/00	→	10/00→	2	24.5243-0310.3 330755	L= 310
2.3 VR5 Syncro/4motion	110	10/97→11/00	←		2	83.7813-0295.3 330799	L= 295
2.5 TDI Syncro/4motion	110	12/98→11/00	→		2	24.5142-0290.3 330950	L= 290
2.8 V6 4motion	140	09/99→11/00	→	10/00→	2	24.5243-0310.3 330755	L= 310
2.8 V6 Syncro/4motion	142	10/96→11/00	→	→ 09/00	2	24.5243-0310.3 330755	L= 310
2.5 TDI	110	07/98→11/00	←	08/98→	2	83.7813-0295.3 330799	L= 295
			→	□ / am Bremsattel; 08/98→		24.1253-0030.3 331126	L= 184 mit Rohrleitung
			→	□ / am Bremsattel; 08/98→		24.1253-0040.3 331127	L= 190 mit Rohrleitung
			→	08/98→	2	24.5237-0183.3 331454	L= 182,4
			→	am Bremsattel; 08/98→	2	24.5243-0190.3 330678	L= 190
<b>VW - PASSAT (3B3) 10/00→12/05</b>							
<b>Bremssattel</b>							
1.6	75	11/00→05/05	←	□; 3B-X-124108→; +PR 1LB,1LE,1ZC		24.3571-8521.5 240495	ATE Ø 57 - Halter
1.8 T	125	02/01→05/05	←	□; → 3B-X-124107; +PR 1LB,1LE,1ZC		24.3571-8521.5 240495	ATE Ø 57 - Halter
1.8 T 20V	110	11/00→05/05					
↓							








	kw			 	! #		
<b>VW - PASSAT (3B3) 10/00→12/05</b>							
<b> Bremsattel</b>							
1.6 1.8 T 1.8 T 20V	75 125 110	11/00→05/05 02/01→05/05 11/00→05/05	←  → 3B-X-124107; +PR 1LB,1LE,1ZC	24.3571-8522.5	240496	ATE Ø 57 - Halter	
			←  → 3B-X-124108→; +PR 1LB,1LE,1ZC	24.3571-8522.5	240496	ATE Ø 57 - Halter	
			→  → +PR 1KD,1KE,1KF,1KW	24.3384-1731.5	240818	TRW Ø 38 - Halter	
			→  → +PR 1KD,1KE,1KF,1KW	24.3384-1732.5	240819	TRW Ø 38 - Halter	
1.8 T 4motion	125	03/01→05/05	←  → 3B-X-124107; +PR 1LB,1LE,1ZC	24.3571-8521.5	240495	ATE Ø 57 - Halter	
			←  → 3B-X-124108→; +PR 1LB,1LE,1ZC	24.3571-8521.5	240495	ATE Ø 57 - Halter	
			←  → 3B-X-124107; +PR 1LB,1LE,1ZC	24.3571-8522.5	240496	ATE Ø 57 - Halter	
			←  → 3B-X-124108→; +PR 1LB,1LE,1ZC	24.3571-8522.5	240496	ATE Ø 57 - Halter	
			→  → +PR 1KD;1KF	24.3384-1733.5	240820	TRW Ø 38 - Halter	
			→  → +PR 1KD;1KF	24.3384-1734.5	240821	TRW Ø 38 - Halter	
			→  → +PR 1KE;1KW	24.3437-1701.7	220761	TRW Ø 43 - Halter	
			→  → +PR 1KE;1KW	24.3437-1702.7	220762	TRW Ø 43 - Halter	
1.9 TDI 1.9 TDI	74 96	11/00→05/05 11/00→05/05	←  → +PR 1LB,1LE,1ZC	24.3571-8521.5	240495	ATE Ø 57 - Halter	
			←  → +PR 1LB,1LE,1ZC	24.3571-8522.5	240496	ATE Ø 57 - Halter	
			→  → +PR 1KD,1KE,1KF,1KW	24.3384-1731.5	240818	TRW Ø 38 - Halter	
			→  → +PR 1KD,1KE,1KF,1KW	24.3384-1732.5	240819	TRW Ø 38 - Halter	
1.9 TDI 4motion 2.0 4motion	96 85	11/00→05/05 11/00→05/05	←  → +PR 1LB,1LE,1ZC	24.3571-8521.5	240495	ATE Ø 57 - Halter	
			←  → +PR 1LB,1LE,1ZC	24.3571-8522.5	240496	ATE Ø 57 - Halter	
			→  → +PR 1KD;1KF	24.3384-1733.5	240820	TRW Ø 38 - Halter	
			→  → +PR 1KD;1KF	24.3384-1734.5	240821	TRW Ø 38 - Halter	
			→  → +PR 1KE;1KW	24.3437-1701.7	220761	TRW Ø 43 - Halter	
			→  → +PR 1KE;1KW	24.3437-1702.7	220762	TRW Ø 43 - Halter	
2.0	85	11/00→05/05	←  → +PR 1LB,1LE,1ZC	24.3571-8521.5	240495	ATE Ø 57 - Halter	
			←  → +PR 1LB,1LE,1ZC	24.3571-8522.5	240496	ATE Ø 57 - Halter	
2.0	96	11/01→05/05	←  → 05/02→; +PR 1LB,1LE,1ZC	24.3571-8521.5	240495	ATE Ø 57 - Halter	
			←  → 05/02→; +PR 1LB,1LE,1ZC	24.3571-8522.5	240496	ATE Ø 57 - Halter	
			→  → 05/02→; +PR 1KD,1KE,1KF,1KW	24.3384-1731.5	240818	TRW Ø 38 - Halter	
			→  → 05/02→; +PR 1KD,1KE,1KF,1KW	24.3384-1732.5	240819	TRW Ø 38 - Halter	
2.0 TDI	100	12/03→05/05	←  → +PR 1LT	11.9571-9835.2	220427	ATE Ø 57 - Halter	
			←  → +PR 1LT	11.9571-9836.2	220428	ATE Ø 57 - Halter	
			←  → +PR 1LB,1LE,1ZC	24.3571-8521.5	240495	ATE Ø 57 - Halter	
			←  → +PR 1LB,1LE,1ZC	24.3571-8522.5	240496	ATE Ø 57 - Halter	
			→  → +PR 1KD,1KE,1KF,1KW	24.3384-1731.5	240818	TRW Ø 38 - Halter	
			→  → +PR 1KD,1KE,1KF,1KW	24.3384-1732.5	240819	TRW Ø 38 - Halter	
2.3 V5 2.8 2.8	125 140 142	11/00→05/05 10/00→05/05 05/02→05/03	←  → +PR 1LT	11.9571-9835.2	220427	ATE Ø 57 - Halter	
			←  → +PR 1LT	11.9571-9836.2	220428	ATE Ø 57 - Halter	
			←  → 3B-X-124107; +PR 1LB,1LE,1ZC	24.3571-8521.5	240495	ATE Ø 57 - Halter	
			←  → 3B-X-124107; +PR 1LB,1LE,1ZC	24.3571-8522.5	240496	ATE Ø 57 - Halter	
			→  → +PR 1KD,1KE,1KF,1KW	24.3384-1731.5	240818	TRW Ø 38 - Halter	
			→  → +PR 1KD,1KE,1KF,1KW	24.3384-1732.5	240819	TRW Ø 38 - Halter	
2.3 V5 4motion 2.8 4motion 2.8 4motion	125 140 142	11/00→05/05 10/00→05/05 11/00→05/05	←  → +PR 1LT	11.9571-9835.2	220427	ATE Ø 57 - Halter	
			←  → +PR 1LT	11.9571-9836.2	220428	ATE Ø 57 - Halter	
			←  → 3B-X-124107; +PR 1LB,1LE,1ZC	24.3571-8521.5	240495	ATE Ø 57 - Halter	
			←  → 3B-X-124107; +PR 1LB,1LE,1ZC	24.3571-8522.5	240496	ATE Ø 57 - Halter	
			→  → +PR 1KD;1KF	24.3384-1733.5	240820	TRW Ø 38 - Halter	
			→  → +PR 1KD;1KF	24.3384-1734.5	240821	TRW Ø 38 - Halter	
			→  → +PR 1KE;1KW	24.3437-1701.7	220761	TRW Ø 43 - Halter	
			→  → +PR 1KE;1KW	24.3437-1702.7	220762	TRW Ø 43 - Halter	
2.5 TDI 2.5 TDI	110 120	11/00→05/05 05/03→05/05	←  → +PR 1LT	11.9571-9835.2	220427	ATE Ø 57 - Halter	
			←  → +PR 1LT	11.9571-9836.2	220428	ATE Ø 57 - Halter	
			→  → +PR 1KD,1KE,1KF,1KW	24.3384-1731.5	240818	TRW Ø 38 - Halter	
			→  → +PR 1KD,1KE,1KF,1KW	24.3384-1732.5	240819	TRW Ø 38 - Halter	
↓							















































	kw			 	! #			
<b>VW - PASSAT (3B3) 10/00→12/05</b>								
<b>Bremssattel</b>								
2.5 TDI 4motion	110	11/00→05/05	←	☐; +PR 1LT		11.9571-9835.2	220427	ATE Ø 57 - Halter
2.5 TDI 4motion	132	01/03→05/05	←	☐; +PR 1LT		11.9571-9836.2	220428	ATE Ø 57 - Halter
			→	☐; +PR 1KD;1KF		24.3384-1733.5	240820	TRW Ø 38 - Halter
			→	☐; +PR 1KD;1KF		24.3384-1734.5	240821	TRW Ø 38 - Halter
			→	☐; +PR 1KE;1KW		24.3437-1701.7	220761	TRW Ø 43 - Halter
			→	☐; +PR 1KE;1KW		24.3437-1702.7	220762	TRW Ø 43 - Halter
4.0 W8 4motion	202	09/01→09/04	→	☐; +PR 1KD;1KF		24.3384-1733.5	240820	TRW Ø 38 - Halter
			→	☐; +PR 1KD;1KF		24.3384-1734.5	240821	TRW Ø 38 - Halter
			→	☐; +PR 1KE;1KW		24.3437-1701.7	220761	TRW Ø 43 - Halter
			→	☐; +PR 1KE;1KW		24.3437-1702.7	220762	TRW Ø 43 - Halter
<b>Halter, Bremssattel</b>								
1.6	75	11/00→05/05	←	3B-X-124108→; +PR 1LB,1LE,1ZC	2	11.8170-0306.1	260102	ATE
1.8 T	125	02/01→05/05						
1.8 T 20V	110	11/00→05/05						
1.8 T 4motion	125	03/01→05/05						
1.9 TDI	74	11/00→05/05	←	+PR 1LB,1LE,1ZC	2	11.8170-0306.1	260102	ATE
1.9 TDI	96	11/00→05/05						
1.9 TDI 4motion	96	11/00→05/05						
2.0	85	11/00→05/05						
2.0 4motion	85	11/00→05/05						
2.0	96	11/01→05/05	←	05/02→; +PR 1LB,1LE,1ZC	2	11.8170-0306.1	260102	ATE
2.0 TDI	100	12/03→05/05	←	+PR 1LT	2	11.0230-0451.1	260130	ATE
			←	+PR 1LB,1LE,1ZC	2	11.8170-0306.1	260102	ATE
2.3 V5	125	11/00→05/05	←	+PR 1LT	2	11.0230-0451.1	260130	ATE
2.3 V5 4motion	125	11/00→05/05						
2.5 TDI	110	11/00→05/05						
2.5 TDI	120	05/03→05/05						
2.5 TDI 4motion	110	11/00→05/05						
2.5 TDI 4motion	132	01/03→05/05						
2.8	140	10/00→05/05						
2.8	142	05/02→05/03						
2.8 4motion	140	10/00→05/05						
2.8 4motion	142	11/00→05/05						
<b>Feder, Bremssattel</b>								
1.6	75	11/00→05/05	←	3B-X-124108→; +PR 1LB,1LE,1ZC	2	11.8116-0143.1	390513	ATE
1.8 T	125	02/01→05/05						
1.8 T 20V	110	11/00→05/05	←	→ 3B-X-124107; +PR 1LB,1LE,1ZC	2	11.8116-0143.1	390513	ATE
1.8 T 4motion	125	03/01→05/05						
1.9 TDI	74	11/00→05/05	←	+PR 1LB,1LE,1ZC	2	11.8116-0143.1	390513	ATE
1.9 TDI	96	11/00→05/05						
1.9 TDI 4motion	96	11/00→05/05						
2.0	85	11/00→05/05						
2.0 4motion	85	11/00→05/05						
2.0	96	11/01→05/05	←	05/02→; +PR 1LB,1LE,1ZC	2	11.8116-0143.1	390513	ATE
2.0 TDI	100	12/03→05/05	←	+PR 1LB,1LE,1ZC	2	11.8116-0143.1	390513	ATE
			←	+PR 1LT	2	11.8116-0143.1	390513	ATE
2.3 V5	125	11/00→05/05	←	→ 3B-X-124107; +PR 1LB,1LE,1ZC	2	11.8116-0143.1	390513	ATE
2.3 V5 4motion	125	11/00→05/05						
2.8	140	10/00→05/05	←	+PR 1LT	2	11.8116-0143.1	390513	ATE
2.8	142	05/02→05/03						
2.8 4motion	140	10/00→05/05						
2.8 4motion	142	11/00→05/05						
2.5 TDI	110	11/00→05/05	←	+PR 1LT	2	11.8116-0143.1	390513	ATE
2.5 TDI	120	05/03→05/05						
2.5 TDI 4motion	110	11/00→05/05						
2.5 TDI 4motion	132	01/03→05/05						
4.0 W8 4motion	202	09/01→09/04		+PR 1ZF,1ZG	2	11.8116-0260.1	390597	ATE
<b>Führungshülzensatz, Bremssattel</b>								
1.6	75	11/00→05/05	←	3B-X-124108→; +PR 1LB,1LE,1ZC		11.0101-5409.2	260035	ATE
1.8 T	125	02/01→05/05						
1.8 T 20V	110	11/00→05/05	←	→ 3B-X-124107; +PR 1LB,1LE,1ZC		11.0101-5409.2	260035	ATE
1.8 T 4motion	125	03/01→05/05						
1.9 TDI	74	11/00→05/05	←	+PR 1LB,1LE,1ZC		11.0101-5409.2	260035	ATE
1.9 TDI	96	11/00→05/05						
1.9 TDI 4motion	96	11/00→05/05						
2.0	85	11/00→05/05						
2.0 4motion	85	11/00→05/05						
2.0	96	11/01→05/05	←	05/02→; +PR 1LB,1LE,1ZC		11.0101-5409.2	260035	ATE
↓								




















	kw			 	! #		
<b>VW - PASSAT (3B3) 10/00→12/05</b>							
<b>Führungshülzensatz, Bremssattel</b>							
2.0 TDI	100	12/03→05/05	←	+PR 1LB,1LE,1ZC		11.0101-5409.2 260035	ATE
			←	+PR 1LT		11.0101-5409.2 260035	ATE
2.3 V5	125	11/00→05/05	←	→ 3B-X-124107; +PR 1LB,1LE,1ZC		11.0101-5409.2 260035	ATE
2.3 V5 4motion	125	11/00→05/05					
2.8	140	10/00→05/05	←	+PR 1LT		11.0101-5409.2 260035	ATE
2.8	142	05/02→05/03					
2.8 4motion	140	10/00→05/05					
2.8 4motion	142	11/00→05/05					
2.5 TDI	110	11/00→05/05	←	+PR 1LT		11.0101-5409.2 260035	ATE
2.5 TDI	120	05/03→05/05					
2.5 TDI 4motion	110	11/00→05/05					
2.5 TDI 4motion	132	01/03→05/05					
<b>Führungsbolzen, Bremssattel</b>							
1.6	75	11/00→05/05	←	3B-X-124108→; +PR 1LB,1LE,1ZC		11.8171-0008.1 990049	ATE
1.8 T	125	02/01→05/05					
1.8 T 20V	110	11/00→05/05	←	→ 3B-X-124107; +PR 1LB,1LE,1ZC		11.8171-0008.1 990049	ATE
1.8 T 4motion	125	03/01→05/05					
1.9 TDI	74	11/00→05/05	←	+PR 1LB,1LE,1ZC		11.8171-0008.1 990049	ATE
1.9 TDI	96	11/00→05/05					
1.9 TDI 4motion	96	11/00→05/05					
2.0	85	11/00→05/05					
2.0 4motion	85	11/00→05/05					
2.0	96	11/01→05/05	←	05/02→; +PR 1LB,1LE,1ZC		11.8171-0008.1 990049	ATE
2.0 TDI	100	12/03→05/05		+PR 1LT		11.8171-0008.1 990049	ATE
			←	+PR 1LB,1LE,1ZC		11.8171-0008.1 990049	ATE
2.3 V5	125	11/00→05/05		+PR 1LT		11.8171-0008.1 990049	ATE
2.3 V5 4motion	125	11/00→05/05					
2.8	140	10/00→05/05	←	→ 3B-X-124107; +PR 1LB,1LE,1ZC		11.8171-0008.1 990049	ATE
2.8	142	05/02→05/03					
2.8 4motion	140	10/00→05/05					
2.8 4motion	142	11/00→05/05					
2.5 TDI	110	11/00→05/05		+PR 1LT		11.8171-0008.1 990049	ATE
2.5 TDI	120	05/03→05/05					
2.5 TDI 4motion	110	11/00→05/05					
2.5 TDI 4motion	132	01/03→05/05					
4.0 W8 4motion	202	09/01→09/04		+PR 1ZF,1ZG		11.8171-0008.1 990049	ATE
<b>Dichtungssatz, Bremssattel</b>							
1.6	75	11/00→05/05	←	3B-X-124108→; +PR 1LB,1LE,1ZC		11.0441-5704.2 250034	ATE
1.8 T	125	02/01→05/05					
1.8 T 20V	110	11/00→05/05	←	→ 3B-X-124107; +PR 1LB,1LE,1ZC		11.0441-5704.2 250034	ATE
1.8 T 4motion	125	03/01→05/05					
1.9 TDI	74	11/00→05/05	←	+PR 1LB,1LE,1ZC		11.0441-5704.2 250034	ATE
1.9 TDI	96	11/00→05/05					
1.9 TDI 4motion	96	11/00→05/05					
2.0	85	11/00→05/05					
2.0 4motion	85	11/00→05/05					
2.0	96	11/01→05/05	←	05/02→; +PR 1LB,1LE,1ZC		11.0441-5704.2 250034	ATE
2.0 TDI	100	12/03→05/05	←	+PR 1LB,1LE,1ZC		11.0441-5704.2 250034	ATE
			←	+PR 1LT		11.0441-5704.2 250034	ATE
2.3 V5	125	11/00→05/05	←	→ 3B-X-124107; +PR 1LB,1LE,1ZC		11.0441-5704.2 250034	ATE
2.3 V5 4motion	125	11/00→05/05					
2.8	140	10/00→05/05	←	+PR 1LT		11.0441-5704.2 250034	ATE
2.8	142	05/02→05/03					
2.8 4motion	140	10/00→05/05					
2.8 4motion	142	11/00→05/05					
2.5 TDI	110	11/00→05/05	←	+PR 1LT		11.0441-5704.2 250034	ATE
2.5 TDI	120	05/03→05/05					
2.5 TDI 4motion	110	11/00→05/05					
2.5 TDI 4motion	132	01/03→05/05					
<b>Bremsschlauch</b>							
1.6	75	11/00→05/05	←		2	83.7813-0295.3 330799	L= 295
1.8 T	125	02/01→05/05					
1.8 T 20V	110	11/00→05/05	→	□ / am Bremssattel		24.1253-0030.3 331126	L= 184 mit Rohrleitung
1.9 TDI	74	11/00→05/05	→	□ / am Bremssattel		24.1253-0040.3 331127	L= 190 mit Rohrleitung
1.9 TDI	96	11/00→05/05					
2.0	85	11/00→05/05	→		2	24.5237-0183.3 331454	L= 182,4
2.0 TDI	100	12/03→05/05	→	am Bremssattel	2	24.5243-0190.3 330678	L= 190
2.3 V5	125	11/00→05/05					
2.5 TDI	110	11/00→05/05					
2.5 TDI	120	05/03→05/05					
2.8	140	10/00→05/05					
2.8	142	05/02→05/03					
1.9 TDI 4motion	96	11/00→05/05	←		2	83.7813-0295.3 330799	L= 295
↓							








	kw			 	! #		
<b>VW - PASSAT (3B3) 10/00→12/05</b>							
 <b>Bremsschlauch</b>							
2.0 4motion	85	11/00→05/05	➔		2	24.5243-0310.3 330755	L= 310
2.0	96	11/01→05/05	➔	05/02→	2	83.7813-0295.3 330799	L= 295
			➔	 / am Bremssattel; 05/02→		24.1253-0030.3 331126	L= 184 mit Rohrleitung
			➔	 / am Bremssattel; 05/02→		24.1253-0040.3 331127	L= 190 mit Rohrleitung
			➔	05/02→	2	24.5237-0183.3 331454	L= 182,4
			➔	am Bremssattel; 05/02→	2	24.5243-0190.3 330678	L= 190
2.3 V5 4motion	125	11/00→05/05	➔		2	83.7813-0295.3 330799	L= 295
2.5 TDI 4motion	110	11/00→05/05	➔		2	24.5142-0290.3 330950	L= 290
2.5 TDI 4motion	132	01/03→05/05	➔				
2.8 4motion	140	10/00→05/05	➔				
2.8 4motion	142	11/00→05/05	➔				
4.0 W8 4motion	202	09/01→09/04	➔		2	24.5237-0360.3 331212	L= 360
<b>VW - PASSAT (3C2) 03/05→12/10</b>							
 <b>Bremssattel</b>							
1.4 TSI 1.8 TSI	90 118	05/07→07/10 05/07→07/10	➔	 ; 10/07→; +PR 1LJ,1LH,1ZG,1ZM		11.9541-9553.2 220563	ATE Ø 54 - Halter
			➔	 ; 10/07→; +PR 1LJ,1LH,1ZG,1ZM		11.9541-9554.2 220564	ATE Ø 54 - Halter
			➔	 ; 10/07→; +PR 1LK,1LM		24.3576-9995.5 240962	ATE Ø 57 - Halter
			➔	 ; 10/07→; +PR 1LK,1LM		24.3576-9996.5 240963	ATE Ø 57 - Halter
			➔	 ; 10/07→; +PR 1KU		24.6238-1705.7 220939	TRW Ø 38 - Halter + eFSB
			➔	 ; 10/07→; +PR 1KU		24.6238-1706.7 220940	TRW Ø 38 - Halter + eFSB
			➔	 ; 10/07→; +PR 1KW		24.6241-1709.7 221021	TRW Ø 41 + EMot / - Halter + FSB
			➔	 ; 10/07→; +PR 1KW		24.6241-1710.7 221022	TRW Ø 41 + EMot / - Halter + FSB
			➔	 ; 10/07→; +PR 2EA		24.6241-1711.5 240713	TRW Ø 41 + EMot / - Halter + FSB
			➔	 ; 10/07→; +PR 2EA		24.6241-1712.5 240714	TRW Ø 41 + EMot / - Halter + FSB
1.4 TSI EcoFuel 1.6 TDI 1.8 TSI 2.0 FSI 2.0 TDI 2.0 TDI 4motion	110 77 112 125 81 125	01/09→07/10 08/09→07/10 11/09→07/10 08/07→07/10 11/08→07/10 05/09→07/10	➔	 ; +PR 1LJ,1LH,1ZG,1ZM		11.9541-9553.2 220563	ATE Ø 54 - Halter
			➔	 ; +PR 1LJ,1LH,1ZG,1ZM		11.9541-9554.2 220564	ATE Ø 54 - Halter
			➔	 ; +PR 1LK,1LM		24.3576-9995.5 240962	ATE Ø 57 - Halter
			➔	 ; +PR 1LK,1LM		24.3576-9996.5 240963	ATE Ø 57 - Halter
			➔	 ; +PR 1KU		24.6238-1705.7 220939	TRW Ø 38 - Halter + eFSB
			➔	 ; +PR 1KU		24.6238-1706.7 220940	TRW Ø 38 - Halter + eFSB
			➔	 ; +PR 1KW		24.6241-1709.7 221021	TRW Ø 41 + EMot / - Halter + FSB
			➔	 ; +PR 1KW		24.6241-1710.7 221022	TRW Ø 41 + EMot / - Halter + FSB
			➔	 ; +PR 2EA		24.6241-1711.5 240713	TRW Ø 41 + EMot / - Halter + FSB
			➔	 ; +PR 2EA		24.6241-1712.5 240714	TRW Ø 41 + EMot / - Halter + FSB
1.6 1.6 FSI 1.9 TDI 2.0 FSI 2.0 FSI 2.0 FSI 4motion 2.0 TDI 2.0 TDI 2.0 TDI 2.0 TDI 4motion 3.2 FSI 4motion 3.6 R36 4motion	75 85 77 110 147 110 88 103 125 103 184 220	05/05→07/10 03/05→06/08 03/05→07/10 03/05→07/10 07/05→07/10 09/05→07/10 11/05→05/07 03/05→05/09 08/05→07/10 03/05→05/09 11/05→07/10 04/07→07/10	➔	 ; +PR 1LJ,1LH,1ZG,1ZM		11.9541-9553.2 220563	ATE Ø 54 - Halter
			➔	 ; +PR 1LJ,1LH,1ZG,1ZM		11.9541-9554.2 220564	ATE Ø 54 - Halter
			➔	 ; +PR 1LK,1LM		24.3576-9995.5 240962	ATE Ø 57 - Halter
			➔	 ; +PR 1LK,1LM		24.3576-9996.5 240963	ATE Ø 57 - Halter
			➔	 ; +PR 1KU; → 04/07		24.6238-1701.7 220819	TRW Ø 38 - Halter + eFSB
			➔	 ; +PR 1KU; → 04/07		24.6238-1702.7 220820	TRW Ø 38 - Halter + eFSB
			➔	 ; 05/07→; +PR 1KU		24.6238-1705.7 220939	TRW Ø 38 - Halter + eFSB
			➔	 ; 05/07→; +PR 1KU		24.6238-1706.7 220940	TRW Ø 38 - Halter + eFSB
			➔	 ; +PR 2EA,2EL; → 04/07		24.6241-1705.7 220941	TRW Ø 41 + EMot / - Halter + FSB
			➔	 ; +PR 2EA,2EL; → 04/07		24.6241-1706.7 220942	TRW Ø 41 + EMot / - Halter + FSB
			➔	 ; 05/07→; +PR 1KW		24.6241-1709.7 221021	TRW Ø 41 + EMot / - Halter + FSB
			➔	 ; 05/07→; +PR 1KW		24.6241-1710.7 221022	TRW Ø 41 + EMot / - Halter + FSB
			➔	 ; 05/07→; +PR 2EA		24.6241-1711.5 240713	TRW Ø 41 + EMot / - Halter + FSB
			➔				
			➔				













	kw			 	! #			
<b>VW - PASSAT (3C2) 03/05→12/10</b>								
 <b>Bremssattel</b>								
1.6	75	05/05→07/10	➔	☐; 05/07→; +PR 2EA		24.6241-1712.5	240714	TRW Ø 41 + EMot / - Halter + FSB
1.6 FSI	85	03/05→06/08						
1.9 TDI	77	03/05→07/10						
2.0 FSI	110	03/05→07/10						
2.0 FSI	147	07/05→07/10						
2.0 FSI 4motion	110	09/05→07/10						
2.0 TDI	88	11/05→05/07						
2.0 TDI	103	03/05→05/09						
2.0 TDI	125	08/05→07/10						
2.0 TDI 4motion	103	03/05→05/09						
3.2 FSI 4motion	184	11/05→07/10						
3.6 R36 4motion	220	04/07→07/10						
2.0 BlueTDI	105	01/09→11/10	➔	☐; +PR 1LJ,1LH,1ZG,1ZM; → 07/10		11.9541-9553.2	220563	ATE Ø 54 - Halter
			➔	☐; +PR 1LJ,1LH,1ZG,1ZM; → 07/10		11.9541-9554.2	220564	ATE Ø 54 - Halter
			➔	☐; +PR 1LK,1LM; → 07/10		24.3576-9995.5	240962	ATE Ø 57 - Halter
			➔	☐; +PR 1LK,1LM; → 07/10		24.3576-9996.5	240963	ATE Ø 57 - Halter
			➔	☐; +PR 1KU; → 07/10		24.6238-1705.7	220939	TRW Ø 38 - Halter + eFSB
			➔	☐; +PR 1KU; → 07/10		24.6238-1706.7	220940	TRW Ø 38 - Halter + eFSB
			➔	☐; +PR 1KW; → 07/10		24.6241-1709.7	221021	TRW Ø 41 + EMot / - Halter + FSB
			➔	☐; +PR 1KW; → 07/10		24.6241-1710.7	221022	TRW Ø 41 + EMot / - Halter + FSB
			➔	☐; +PR 2EA; → 07/10		24.6241-1711.5	240713	TRW Ø 41 + EMot / - Halter + FSB
			➔	☐; +PR 2EA; → 07/10		24.6241-1712.5	240714	TRW Ø 41 + EMot / - Halter + FSB
2.0 TDI	90	08/05→07/06	➔	☐; +PR 1LJ,1LH,1ZG,1ZM		11.9541-9553.2	220563	ATE Ø 54 - Halter
			➔	☐; +PR 1LJ,1LH,1ZG,1ZM		11.9541-9554.2	220564	ATE Ø 54 - Halter
			➔	☐; +PR 1LK,1LM		24.3576-9995.5	240962	ATE Ø 57 - Halter
			➔	☐; +PR 1LK,1LM		24.3576-9996.5	240963	ATE Ø 57 - Halter
			➔	☐; +PR 1KU		24.6238-1701.7	220819	TRW Ø 38 - Halter + eFSB
			➔	☐; +PR 1KU		24.6238-1702.7	220820	TRW Ø 38 - Halter + eFSB
			➔	☐; +PR 2EA,2EL		24.6241-1705.7	220941	TRW Ø 41 + EMot / - Halter + FSB
			➔	☐; +PR 2EA,2EL		24.6241-1706.7	220942	TRW Ø 41 + EMot / - Halter + FSB
2.0 TDI	100	03/05→11/10	➔	☐; +PR 1LJ,1LH,1ZG,1ZM; → 07/10		11.9541-9553.2	220563	ATE Ø 54 - Halter
2.0 TDI 16V 4motion	103	03/05→08/10	➔	☐; +PR 1LJ,1LH,1ZG,1ZM; → 07/10		11.9541-9554.2	220564	ATE Ø 54 - Halter
			➔	☐; +PR 1LK,1LM; → 07/10		24.3576-9995.5	240962	ATE Ø 57 - Halter
			➔	☐; +PR 1LK,1LM; → 07/10		24.3576-9996.5	240963	ATE Ø 57 - Halter
			➔	☐; +PR 1KU; → 04/07		24.6238-1701.7	220819	TRW Ø 38 - Halter + eFSB
			➔	☐; +PR 1KU; → 04/07		24.6238-1702.7	220820	TRW Ø 38 - Halter + eFSB
			➔	☐; 05/07→ 07/10; +PR 1KU		24.6238-1705.7	220939	TRW Ø 38 - Halter + eFSB
			➔	☐; 05/07→ 07/10; +PR 1KU		24.6238-1706.7	220940	TRW Ø 38 - Halter + eFSB
			➔	☐; +PR 2EA,2EL; → 04/07		24.6241-1705.7	220941	TRW Ø 41 + EMot / - Halter + FSB
			➔	☐; +PR 2EA,2EL; → 04/07		24.6241-1706.7	220942	TRW Ø 41 + EMot / - Halter + FSB
			➔	☐; 05/07→ 07/10; +PR 1KW		24.6241-1709.7	221021	TRW Ø 41 + EMot / - Halter + FSB
			➔	☐; 05/07→ 07/10; +PR 1KW		24.6241-1710.7	221022	TRW Ø 41 + EMot / - Halter + FSB
			➔	☐; 05/07→ 07/10; +PR 2EA		24.6241-1711.5	240713	TRW Ø 41 + EMot / - Halter + FSB
			➔	☐; 05/07→ 07/10; +PR 2EA		24.6241-1712.5	240714	TRW Ø 41 + EMot / - Halter + FSB
2.0 TDI	120	08/05→05/09	➔	☐; +PR 1LJ,1LH,1ZG,1ZM		11.9541-9553.2	220563	ATE Ø 54 - Halter
			➔	☐; +PR 1LJ,1LH,1ZG,1ZM		11.9541-9554.2	220564	ATE Ø 54 - Halter
			➔	☐; +PR 1LK,1LM		24.3576-9995.5	240962	ATE Ø 57 - Halter
			➔	☐; +PR 1LK,1LM		24.3576-9996.5	240963	ATE Ø 57 - Halter
			➔	☐; +PR 1KU; → 04/07		24.6238-1701.7	220819	TRW Ø 38 - Halter + eFSB
			➔	☐; +PR 1KU; → 04/07		24.6238-1702.7	220820	TRW Ø 38 - Halter + eFSB
			➔	☐; 05/07→; +PR 1KU		24.6238-1705.7	220939	TRW Ø 38 - Halter + eFSB


















	kw			 	! #			
<b>VW - PASSAT (3C2) 03/05→12/10</b>								
<b>Bremssattel</b>								
2.0 TDI	120	08/05→05/09	➡	☐; 05/07→; +PR 1KU		24.6238-1706.7	220940	TRW Ø 38 - Halter + eFSB
			➡	☐; +PR 2EA,2EL; → 04/07		24.6241-1705.7	220941	TRW Ø 41 + EMot / - Halter + FSB
			➡	☐; +PR 2EA,2EL; → 04/07		24.6241-1706.7	220942	TRW Ø 41 + EMot / - Halter + FSB
			➡	☐; +PR 1KW		24.6241-1709.7	221021	TRW Ø 41 + EMot / - Halter + FSB
			➡	☐; +PR 1KW		24.6241-1710.7	221022	TRW Ø 41 + EMot / - Halter + FSB
			➡	☐; +PR 2EA		24.6241-1711.5	240713	TRW Ø 41 + EMot / - Halter + FSB
			➡	☐; +PR 2EA		24.6241-1712.5	240714	TRW Ø 41 + EMot / - Halter + FSB
2.0 TDI 16V	103	03/05→07/10	←	☐; +PR 1LJ,1LH,1ZG,1ZM		11.9541-9553.2	220563	ATE Ø 54 - Halter
			←	☐; +PR 1LJ,1LH,1ZG,1ZM		11.9541-9554.2	220564	ATE Ø 54 - Halter
			←	☐; +PR 1LK,1LM		24.3576-9995.5	240962	ATE Ø 57 - Halter
			←	☐; +PR 1LK,1LM		24.3576-9996.5	240963	ATE Ø 57 - Halter
			➡	☐; +PR 1KU; → 04/07		24.6238-1701.7	220819	TRW Ø 38 - Halter + eFSB
			➡	☐; +PR 1KU; → 04/07		24.6238-1702.7	220820	TRW Ø 38 - Halter + eFSB
			➡	☐; +PR 1KU		24.6238-1705.7	220939	TRW Ø 38 - Halter + eFSB
			➡	☐; +PR 1KU		24.6238-1706.7	220940	TRW Ø 38 - Halter + eFSB
			➡	☐; +PR 2EA,2EL; → 04/07		24.6241-1705.7	220941	TRW Ø 41 + EMot / - Halter + FSB
			➡	☐; +PR 2EA,2EL; → 04/07		24.6241-1706.7	220942	TRW Ø 41 + EMot / - Halter + FSB
			➡	☐; +PR 1KW		24.6241-1709.7	221021	TRW Ø 41 + EMot / - Halter + FSB
			➡	☐; +PR 1KW		24.6241-1710.7	221022	TRW Ø 41 + EMot / - Halter + FSB
			➡	☐; +PR 2EA		24.6241-1711.5	240713	TRW Ø 41 + EMot / - Halter + FSB
			➡	☐; +PR 2EA		24.6241-1712.5	240714	TRW Ø 41 + EMot / - Halter + FSB
			<b>Halter, Bremssattel</b>					
1.4 TSI	90	05/07→07/10	←	10/07→; +PR 1LK,1LM		11.0230-0663.1	260131	ATE
1.8 TSI	118	05/07→07/10	←	10/07→; +PR 1LJ,1LH,1ZG,1ZM		11.0230-0783.1	260133	ATE
1.4 TSI EcoFuel	110	01/09→07/10	←	+PR 1LK,1LM		11.0230-0663.1	260131	ATE
1.6	75	05/05→07/10	←	+PR 1LJ,1LH,1ZG,1ZM		11.0230-0783.1	260133	ATE
1.6 FSI	85	03/05→06/08						
1.6 TDI	77	08/09→07/10						
1.8 TSI	112	11/09→07/10						
1.9 TDI	77	03/05→07/10						
2.0 FSI	110	03/05→07/10						
2.0 FSI	125	08/07→07/10						
2.0 FSI	147	07/05→07/10						
2.0 FSI 4motion	110	09/05→07/10						
2.0 TDI	81	11/08→07/10						
2.0 TDI	88	11/05→05/07						
2.0 TDI	90	08/05→07/06						
2.0 TDI	103	03/05→05/09						
2.0 TDI	120	08/05→05/09						
2.0 TDI	125	08/05→07/10						
2.0 TDI 16V	103	03/05→07/10						
2.0 TDI 4motion	103	03/05→05/09						
2.0 TDI 4motion	125	05/09→07/10						
3.2 FSI 4motion	184	11/05→07/10						
3.6 R36 4motion	220	04/07→07/10						
2.0 BlueTDI	105	01/09→11/10	←	+PR 1LK,1LM; → 07/10		11.0230-0663.1	260131	ATE
2.0 TDI	100	03/05→11/10	←	+PR 1LJ,1LH,1ZG,1ZM; → 07/10		11.0230-0783.1	260133	ATE
2.0 TDI 16V 4motion	103	03/05→08/10	←	+PR 1LJ,1LH,1ZG,1ZM; → 07/10		11.0230-0783.1	260133	ATE
<b>Feder, Bremssattel</b>								
1.4 TSI	90	05/07→07/10	←	10/07→; +PR 1LJ,1LH,1ZG,1ZM	2	11.8116-0351.1	390538	ATE
1.8 TSI	118	05/07→07/10	←	10/07→; +PR 1LK,1LM	2	11.8116-0410.2	390589	ATE
1.4 TSI EcoFuel	110	01/09→07/10	←	+PR 1LJ,1LH,1ZG,1ZM	2	11.8116-0351.1	390538	ATE
1.6	75	05/05→07/10	←	+PR 1LK,1LM	2	11.8116-0410.2	390589	ATE
1.6 FSI	85	03/05→06/08						
1.6 TDI	77	08/09→07/10						
1.8 TSI	112	11/09→07/10						
↓								








	kw			 	! #		
<b>VW - PASSAT (3C2) 03/05→12/10</b>							
<b>Feder, Bremssattel</b>							
1.9 TDI	77	03/05→07/10	←	+PR 1LJ,1LH,1ZG,1ZM	2	11.8116-0351.1	390538 ATE
2.0 FSI	110	03/05→07/10	←				
2.0 FSI	125	08/07→07/10	←	+PR 1LK,1LM	2	11.8116-0410.2	390589 ATE
2.0 FSI	147	07/05→07/10					
2.0 FSI 4motion	110	09/05→07/10					
2.0 TDI	81	11/08→07/10					
2.0 TDI	88	11/05→05/07					
2.0 TDI	90	08/05→07/06					
2.0 TDI	103	03/05→05/09					
2.0 TDI	120	08/05→05/09					
2.0 TDI	125	08/05→07/10					
2.0 TDI 16V	103	03/05→07/10					
2.0 TDI 4motion	103	03/05→05/09					
2.0 TDI 4motion	125	05/09→07/10					
3.2 FSI 4motion	184	11/05→07/10					
3.6 R36 4motion	220	04/07→07/10					
2.0 BlueTDI	105	01/09→11/10	←	+PR 1LJ,1LH,1ZG,1ZM; → 07/10	2	11.8116-0351.1	390538 ATE
2.0 TDI	100	03/05→11/10	←				
2.0 TDI 16V 4motion	103	03/05→08/10	←	+PR 1LK,1LM; → 07/10	2	11.8116-0410.2	390589 ATE
<b>Führungshülzensatz, Bremssattel</b>							
1.4 TSI	90	05/07→07/10	←	10/07→; +PR 1LJ,1LH,1ZG,1ZM		11.0101-5409.2	260035 ATE
1.8 TSI	118	05/07→07/10	←			11.0101-5409.2	260035 ATE
			←	10/07→; +PR 1LK,1LM			
1.4 TSI EcoFuel	110	01/09→07/10	←	+PR 1LK,1LM		11.0101-5409.2	260035 ATE
1.6	75	05/05→07/10	←				
1.6 FSI	85	03/05→06/08	←	+PR 1LJ,1LH,1ZG,1ZM		11.0101-5409.2	260035 ATE
1.6 TDI	77	08/09→07/10					
1.8 TSI	112	11/09→07/10					
1.9 TDI	77	03/05→07/10					
2.0 FSI	110	03/05→07/10					
2.0 FSI	125	08/07→07/10					
2.0 FSI	147	07/05→07/10					
2.0 FSI 4motion	110	09/05→07/10					
2.0 TDI	81	11/08→07/10					
2.0 TDI	88	11/05→05/07					
2.0 TDI	90	08/05→07/06					
2.0 TDI	103	03/05→05/09					
2.0 TDI	120	08/05→05/09					
2.0 TDI	125	08/05→07/10					
2.0 TDI 16V	103	03/05→07/10					
2.0 TDI 4motion	103	03/05→05/09					
2.0 TDI 4motion	125	05/09→07/10					
3.2 FSI 4motion	184	11/05→07/10					
3.6 R36 4motion	220	04/07→07/10					
2.0 BlueTDI	105	01/09→11/10	←	+PR 1LJ,1LH,1ZG,1ZM; → 07/10		11.0101-5409.2	260035 ATE
2.0 TDI	100	03/05→11/10	←				
2.0 TDI 16V 4motion	103	03/05→08/10	←	+PR 1LK,1LM; → 07/10		11.0101-5409.2	260035 ATE
<b>Führungsbolzen, Bremssattel</b>							
1.4 TSI	90	05/07→07/10		10/07→; +PR 1LJ,1LH,1ZG,1ZM		11.8171-0008.1	990049 ATE
1.8 TSI	118	05/07→07/10				11.8171-0008.1	990049 ATE
				10/07→; +PR 1LK,1LM			
1.4 TSI EcoFuel	110	01/09→07/10		+PR 1LJ,1LH,1ZG,1ZM		11.8171-0008.1	990049 ATE
1.6	75	05/05→07/10					
1.6 FSI	85	03/05→06/08		+PR 1LK,1LM		11.8171-0008.1	990049 ATE
1.6 TDI	77	08/09→07/10					
1.8 TSI	112	11/09→07/10					
1.9 TDI	77	03/05→07/10					
2.0 FSI	110	03/05→07/10					
2.0 FSI	125	08/07→07/10					
2.0 FSI	147	07/05→07/10					
2.0 FSI 4motion	110	09/05→07/10					
2.0 TDI	81	11/08→07/10					
2.0 TDI	88	11/05→05/07					
2.0 TDI	90	08/05→07/06					
2.0 TDI	103	03/05→05/09					
2.0 TDI	120	08/05→05/09					
2.0 TDI	125	08/05→07/10					
2.0 TDI 16V	103	03/05→07/10					
2.0 TDI 4motion	103	03/05→05/09					
2.0 TDI 4motion	125	05/09→07/10					
3.2 FSI 4motion	184	11/05→07/10					
3.6 R36 4motion	220	04/07→07/10					
2.0 BlueTDI	105	01/09→11/10		+PR 1LK,1LM; → 07/10		11.8171-0008.1	990049 ATE
2.0 TDI	100	03/05→11/10					
2.0 TDI 16V 4motion	103	03/05→08/10		+PR 1LJ,1LH,1ZG,1ZM; → 07/10		11.8171-0008.1	990049 ATE
<b>Bremsschlauch</b>							
1.4 TSI	90	05/07→07/10	←	10/07→; +PR 1LJ;1LH;1ZG	2	83.7247-0603.3	330899 L= 603
1.8 TSI	118	05/07→07/10	←	10/07→; +PR 1LK	2	83.7249-0536.3	330900 L= 536
↓							








	kw			 	! #			
<b>VW - PASSAT (3C2) 03/05→12/10</b>								
 <b>Bremsschlauch</b>								
1.4 TSI	90	05/07→07/10	➔	10/07→	2	24.5204-0233.3	331430	L= 233
1.8 TSI	118	05/07→07/10	➔					
1.4 TSI EcoFuel	110	01/09→07/10	➔	+PR 1LJ;1LH;1ZG	2	83.7247-0603.3	330899	L= 603
1.6	75	05/05→07/10	➔					
1.6 FSI	85	03/05→06/08	➔	+PR 1LK	2	83.7249-0536.3	330900	L= 536
1.9 TDI	77	03/05→07/10	➔		2	24.5204-0233.3	331430	L= 233
2.0 FSI	110	03/05→07/10	➔					
2.0 FSI	125	08/07→07/10	➔					
2.0 FSI	147	07/05→07/10	➔					
2.0 FSI 4motion	110	09/05→07/10	➔					
2.0 TDI	81	11/08→07/10	➔					
2.0 TDI	88	11/05→05/07	➔					
2.0 TDI	90	08/05→07/06	➔					
2.0 TDI	103	03/05→05/09	➔					
2.0 TDI	120	08/05→05/09	➔					
2.0 TDI	125	08/05→07/10	➔					
2.0 TDI 4motion	103	03/05→05/09	➔					
3.2 FSI 4motion	184	11/05→07/10	➔					
3.6 R36 4motion	220	04/07→07/10	➔					
1.6 TDI	77	08/09→07/10	➔	+PR 1LJ,1LH,1ZG	2	83.7247-0603.3	330899	L= 603
1.8 TSI	112	11/09→07/10	➔					
2.0 TDI 16V	103	03/05→07/10	➔	+PR 1LK	2	83.7249-0536.3	330900	L= 536
2.0 TDI 4motion	125	05/09→07/10	➔		2	24.5204-0233.3	331430	L= 233
2.0 BlueTDI	105	01/09→11/10	➔	→ 07/10; +PR 1LJ;1LH;1ZG	2	83.7247-0603.3	330899	L= 603
2.0 TDI	100	03/05→11/10	➔					
2.0 TDI 16V 4motion	103	03/05→08/10	➔	→ 07/10; +PR 1LK	2	83.7249-0536.3	330900	L= 536
			➔	→ 07/10	2	24.5204-0233.3	331430	L= 233
<b>VW - PASSAT (3G2) 08/14→</b>								
 <b>Bremssattel</b>								
1.4 GTE Hybrid	115	06/15→	➔	☐; +PR 1LA		24.3601-1727.5	240786	TRW Ø 60 - Halter
1.4 TSI	92	11/14→	➔					
1.4 TSI	110	11/14→	➔	☐; +PR 1LA		24.3601-1728.5	240787	TRW Ø 60 - Halter
1.4 TSI 4motion	110	02/15→	➔					
1.8 TSI	132	02/15→	➔					
2.0 TDI	81	01/16→	➔					
2.0 TDI	110	11/14→	➔					
2.0 TDI	135	07/15→	➔					
2.0 TDI	140	11/14→	➔					
2.0 TDI 4motion	110	02/15→	➔					
2.0 TDI 4motion	140	11/14→	➔					
2.0 TSI 4motion	206	05/15→	➔					
1.6 TDI	88	08/14→	➔	☐; 11/14→; +PR 1LA		24.3601-1727.5	240786	TRW Ø 60 - Halter
2.0 TDI 4motion	176	08/14→	➔	☐; 11/14→; +PR 1LA		24.3601-1728.5	240787	TRW Ø 60 - Halter
2.0 TSI	162	02/15→	➔	☐; 05/15→; +PR 1LA		24.3601-1727.5	240786	TRW Ø 60 - Halter
			➔	☐; 05/15→; +PR 1LA		24.3601-1728.5	240787	TRW Ø 60 - Halter
<b>VW - PASSAT (362) 08/10→12/14</b>								
 <b>Bremssattel</b>								
1.4 TSI	90	08/10→12/14	➔	☐; → 10/14; +PR 1ZM,1ZG		11.9541-9553.2	220563	ATE Ø 54 - Halter
1.4 TSI	118	11/12→12/14	➔					
1.4 TSI EcoFuel	110	08/10→12/14	➔	☐; → 10/14; +PR 1ZM,1ZG		11.9541-9554.2	220564	ATE Ø 54 - Halter
1.4 TSI MultiFuel	118	11/10→12/14	➔	☐; → 10/14; +PR 1LA,1LB		24.3601-1727.5	240786	TRW Ø 60 - Halter
1.6 TDI	77	08/10→12/14	➔					
1.8 TSI	112	02/11→12/14	➔	☐; → 10/14; +PR 1LA,1LB		24.3601-1728.5	240787	TRW Ø 60 - Halter
1.8 TSI	118	08/10→12/14	➔					
2.0 TDI	100	08/10→12/14	➔	☐; → 10/14; +PR 1KW		24.6241-1709.7	221021	TRW Ø 41 + EMot / - Halter + FSB
2.0 TDI	103	08/10→12/14	➔					
2.0 TDI	125	08/10→12/14	➔	☐; → 10/14; +PR 1KW		24.6241-1710.7	221022	TRW Ø 41 + EMot / - Halter + FSB
2.0 TDI	130	12/12→12/14	➔					
2.0 TDI 4motion	103	08/10→12/14	➔	☐; → 10/14; +PR 2EA		24.6241-1711.5	240713	TRW Ø 41 + EMot / - Halter + FSB
2.0 TDI 4motion	130	01/13→12/14	➔					
2.0 TSI	155	11/10→12/14	➔					
3.6 FSI 4motion	220	01/11→12/14	➔	☐; → 10/14; +PR 2EA		24.6241-1712.5	240714	TRW Ø 41 + EMot / - Halter + FSB
2.0 TDI 4motion	125	08/10→01/13	➔	☐; +PR 1ZM,1ZG		11.9541-9553.2	220563	ATE Ø 54 - Halter
			➔	☐; +PR 1ZM,1ZG		11.9541-9554.2	220564	ATE Ø 54 - Halter
			➔	☐; +PR 1LA,1LB		24.3601-1727.5	240786	TRW Ø 60 - Halter
			➔	☐; +PR 1LA,1LB		24.3601-1728.5	240787	TRW Ø 60 - Halter
			➔	☐; +PR 1KW		24.6241-1709.7	221021	TRW Ø 41 + EMot / - Halter + FSB
			➔	☐; +PR 1KW		24.6241-1710.7	221022	TRW Ø 41 + EMot / - Halter + FSB
↓								











	kw			 	! #		
<b>VW - PASSAT (362) 08/10→12/14</b>							
<b> Bremssattel</b>							
2.0 TDI 4motion	125	08/10→01/13	➔	☐; +PR 2EA		24.6241-1711.5 240713	TRW Ø 41 + EMot / - Halter + FSB
			➔	☐; +PR 2EA		24.6241-1712.5 240714	TRW Ø 41 + EMot / - Halter + FSB
<b>Halter, Bremssattel</b>							
1.4 TSI	90	08/10→12/14	←	→ 10/14; +PR 1ZM,1ZG	2	11.0230-0131.1 260129	ATE
1.4 TSI	118	11/12→12/14					
1.4 TSI EcoFuel	110	08/10→12/14					
1.4 TSI MultiFuel	118	11/10→12/14					
1.6 TDI	77	08/10→12/14					
1.8 TSI	112	02/11→12/14					
1.8 TSI	118	08/10→12/14					
2.0 TDI	100	08/10→12/14					
2.0 TDI	103	08/10→12/14					
2.0 TDI	125	08/10→12/14					
2.0 TDI	130	12/12→12/14					
2.0 TDI 4motion	103	08/10→12/14					
2.0 TDI 4motion	130	01/13→12/14					
2.0 TSI	155	11/10→12/14					
3.6 FSI 4motion	220	01/11→12/14					
2.0 TDI 4motion	125	08/10→01/13	←	+PR 1ZM,1ZG	2	11.0230-0131.1 260129	ATE
<b>Feder, Bremssattel</b>							
1.4 TSI	90	08/10→12/14		→ 10/14; +PR 1ZM,1ZG	2	11.8116-0351.1 390538	ATE
1.4 TSI	118	11/12→12/14					
1.4 TSI EcoFuel	110	08/10→12/14					
1.4 TSI MultiFuel	118	11/10→12/14					
1.6 TDI	77	08/10→12/14					
1.8 TSI	112	02/11→12/14					
1.8 TSI	118	08/10→12/14					
2.0 TDI	100	08/10→12/14					
2.0 TDI	103	08/10→12/14					
2.0 TDI	125	08/10→12/14					
2.0 TDI	130	12/12→12/14					
2.0 TDI 4motion	103	08/10→12/14					
2.0 TDI 4motion	130	01/13→12/14					
2.0 TSI	155	11/10→12/14					
3.6 FSI 4motion	220	01/11→12/14					
2.0 TDI 4motion	125	08/10→01/13		+PR 1ZM,1ZG	2	11.8116-0351.1 390538	ATE
<b>Führungshülzensatz, Bremssattel</b>							
1.4 TSI	90	08/10→12/14	←	→ 10/14; +PR 1ZM,1ZG		11.0101-5409.2 260035	ATE
1.4 TSI	118	11/12→12/14					
1.4 TSI EcoFuel	110	08/10→12/14					
1.4 TSI MultiFuel	118	11/10→12/14					
1.6 TDI	77	08/10→12/14					
1.8 TSI	112	02/11→12/14					
1.8 TSI	118	08/10→12/14					
2.0 TDI	100	08/10→12/14					
2.0 TDI	103	08/10→12/14					
2.0 TDI	125	08/10→12/14					
2.0 TDI	130	12/12→12/14					
2.0 TDI 4motion	103	08/10→12/14					
2.0 TDI 4motion	130	01/13→12/14					
2.0 TSI	155	11/10→12/14					
3.6 FSI 4motion	220	01/11→12/14					
2.0 TDI 4motion	125	08/10→01/13	←	+PR 1ZM,1ZG		11.0101-5409.2 260035	ATE
<b>Führungsbolzen, Bremssattel</b>							
1.4 TSI	90	08/10→12/14		→ 10/14; +PR 1ZM,1ZG		11.8171-0008.1 990049	ATE
1.4 TSI	118	11/12→12/14					
1.4 TSI EcoFuel	110	08/10→12/14					
1.4 TSI MultiFuel	118	11/10→12/14					
1.6 TDI	77	08/10→12/14					
1.8 TSI	112	02/11→12/14					
1.8 TSI	118	08/10→12/14					
2.0 TDI	100	08/10→12/14					
2.0 TDI	103	08/10→12/14					
2.0 TDI	125	08/10→12/14					
2.0 TDI	130	12/12→12/14					
2.0 TDI 4motion	103	08/10→12/14					
2.0 TDI 4motion	130	01/13→12/14					
2.0 TSI	155	11/10→12/14					
3.6 FSI 4motion	220	01/11→12/14					
2.0 TDI 4motion	125	08/10→01/13		+PR 1ZM,1ZG		11.8171-0008.1 990049	ATE
↓							









	kw			 	! #		
<b>VW - PASSAT (362) 08/10→12/14</b>							
<b>Bremsschlauch</b>							
1.4 TSI	90	08/10→12/14	➔	→ 10/14; +PR 1KW	2	24.5143-0257.3 331167	L= 257
1.4 TSI	118	11/12→12/14	➔	→ 10/14; +PR 2EA	2	24.5204-0233.3 331430	L= 233
1.4 TSI EcoFuel	110	08/10→12/14					
1.4 TSI MultiFuel	118	11/10→12/14					
1.6 TDI	77	08/10→12/14					
1.8 TSI	112	02/11→12/14					
1.8 TSI	118	08/10→12/14					
2.0 TDI	100	08/10→12/14					
2.0 TDI	103	08/10→12/14					
2.0 TDI	125	08/10→12/14					
2.0 TDI	130	12/12→12/14					
2.0 TDI 4motion	103	08/10→12/14	➔	+PR 1KW	2	24.5143-0257.3 331167	L= 257
2.0 TDI 4motion	130	01/13→12/14					
2.0 TSI	155	11/10→12/14	➔	+PR 2EA	2	24.5204-0233.3 331430	L= 233
3.6 FSI 4motion	220	01/11→12/14					
<b>VW - PASSAT ALLTRACK (3G5) 05/15→</b>							
<b>Bremssattel</b>							
1.4 TSI 4motion	110	05/15→	←	☐; +PR 1LA		24.3601-1727.5 240786	TRW Ø 60 - Halter
2.0 TDI 4motion	110	05/15→	←	☐; +PR 1LA		24.3601-1728.5 240787	TRW Ø 60 - Halter
2.0 TDI 4motion	135	07/15→					
2.0 TDI 4motion	140	05/15→					
2.0 TDI 4motion	176	05/15→					
2.0 TSI 4motion	162	07/15→					
<b>VW - PASSAT ALLTRACK (365) 01/12→12/14</b>							
<b>Bremssattel</b>							
1.8 TSI	112	01/12→12/14	←	☐; +PR 1ZM,1ZG		11.9541-9553.2 220563	ATE Ø 54 - Halter
1.8 TSI	118	01/12→12/14	←	☐; +PR 1ZM,1ZG		11.9541-9554.2 220564	ATE Ø 54 - Halter
2.0 TDI	103	01/12→12/14					
2.0 TDI 4motion	103	01/12→12/14	←	☐; +PR 1LA,1LB		24.3601-1727.5 240786	TRW Ø 60 - Halter
2.0 TDI 4motion	125	01/12→12/14	←	☐; +PR 1LA,1LB		24.3601-1728.5 240787	TRW Ø 60 - Halter
2.0 TDI 4motion	130	01/13→12/14					
2.0 TSI 4motion	155	01/12→12/14	➔	☐; +PR 1KW		24.6241-1709.7 221021	TRW Ø 41 + EMot / - Halter + FSB
			➔	☐; +PR 1KW		24.6241-1710.7 221022	TRW Ø 41 + EMot / - Halter + FSB
			➔	☐; +PR 2EA		24.6241-1711.5 240713	TRW Ø 41 + EMot / - Halter + FSB
			➔	☐; +PR 2EA		24.6241-1712.5 240714	TRW Ø 41 + EMot / - Halter + FSB
<b>Halter, Bremssattel</b>							
1.8 TSI	112	01/12→12/14	←	+PR 1ZM,1ZG	2	11.0230-0131.1 260129	ATE
1.8 TSI	118	01/12→12/14	←				
2.0 TDI	103	01/12→12/14					
2.0 TDI 4motion	103	01/12→12/14					
2.0 TDI 4motion	125	01/12→12/14					
2.0 TDI 4motion	130	01/13→12/14					
2.0 TSI 4motion	155	01/12→12/14					
<b>Feder, Bremssattel</b>							
1.8 TSI	112	01/12→12/14		+PR 1ZM,1ZG	2	11.8116-0351.1 390538	ATE
1.8 TSI	118	01/12→12/14					
2.0 TDI	103	01/12→12/14					
2.0 TDI 4motion	103	01/12→12/14					
2.0 TDI 4motion	125	01/12→12/14					
2.0 TDI 4motion	130	01/13→12/14					
2.0 TSI 4motion	155	01/12→12/14					
<b>Führungshülensatz, Bremssattel</b>							
1.8 TSI	112	01/12→12/14	←	+PR 1ZM,1ZG		11.0101-5409.2 260035	ATE
1.8 TSI	118	01/12→12/14	←				
2.0 TDI	103	01/12→12/14					
2.0 TDI 4motion	103	01/12→12/14					
2.0 TDI 4motion	125	01/12→12/14					
2.0 TDI 4motion	130	01/13→12/14					
2.0 TSI 4motion	155	01/12→12/14					
<b>Führungsbolzen, Bremssattel</b>							
1.8 TSI	112	01/12→12/14		+PR 1ZM,1ZG		11.8171-0008.1 990049	ATE
1.8 TSI	118	01/12→12/14					
2.0 TDI	103	01/12→12/14					
2.0 TDI 4motion	103	01/12→12/14					
2.0 TDI 4motion	125	01/12→12/14					
↓							

	kw					! #		
<b>VW - PASSAT ALLTRACK (365) 01/12→12/14</b>								
<b>Führungsbolzen, Bremsattel</b>								
2.0 TDI 4motion	130	01/13→12/14			+PR 1ZM,1ZG		11.8171-0008.1	990049 ATE
2.0 TSI 4motion	155	01/12→12/14						
<b>Bremsschlauch</b>								
1.8 TSI	112	01/12→12/14	➡		+PR 1KW	2	24.5143-0257.3	331167 L= 257
1.8 TSI	118	01/12→12/14						
2.0 TDI	103	01/12→12/14	➡		+PR 2EA	2	24.5204-0233.3	331430 L= 233
2.0 TDI 4motion	103	01/12→12/14						
2.0 TDI 4motion	125	01/12→12/14						
2.0 TDI 4motion	130	01/13→12/14						
2.0 TSI 4motion	155	01/12→12/14						
<b>VW - PASSAT CC (357) 05/08→01/12</b>								
<b>Bremssattel</b>								
1.4 TSI MultiFuel	118	01/11→01/12	←	☐; → 09/11; +PR 1LH,1ZM,1ZG			11.9541-9553.2	220563 ATE Ø 54 - Halter
1.8 TSI	118	06/08→01/12	←	☐; → 09/11; +PR 1LH,1ZM,1ZG			11.9541-9554.2	220564 ATE Ø 54 - Halter
2.0 TDI	103	06/08→01/12	←	☐; → 09/11; +PR 1LH,1ZM,1ZG				
2.0 TDI	125	06/08→01/12	←	☐; → 09/11; +PR 1LK			24.3576-9995.5	240962 ATE Ø 57 - Halter
2.0 TDI 4motion	103	08/09→01/12	←	☐; → 09/11; +PR 1LK				
2.0 TDI 4motion	125	11/09→01/12	←	☐; → 09/11; +PR 1LK			24.3576-9996.5	240963 ATE Ø 57 - Halter
2.0 TSI	147	06/08→01/12	←	☐; → 09/11; +PR 1LA,1LB			24.3601-1727.5	240786 TRW Ø 60 - Halter
2.0 TSI	155	11/10→01/12	←	☐; → 09/11; +PR 1LA,1LB				
3.6 FSI 4motion	206	06/08→01/12	←	☐; → 09/11; +PR 1LA,1LB			24.3601-1728.5	240787 TRW Ø 60 - Halter
			➡	☐; → 09/11; +PR 1KU			24.6238-1705.7	220939 TRW Ø 38 - Halter + eFSB
			➡	☐; → 09/11; +PR 1KU			24.6238-1706.7	220940 TRW Ø 38 - Halter + eFSB
			➡	☐; → 09/11; +PR 1KW			24.6241-1709.7	221021 TRW Ø 41 + EMot / - Halter + FSB
			➡	☐; → 09/11; +PR 1KW			24.6241-1710.7	221022 TRW Ø 41 + EMot / - Halter + FSB
			➡	☐; → 09/11; +PR 2EA			24.6241-1711.5	240713 TRW Ø 41 + EMot / - Halter + FSB
			➡	☐; → 09/11; +PR 2EA			24.6241-1712.5	240714 TRW Ø 41 + EMot / - Halter + FSB
1.8 TSI	112	11/08→05/10	←	☐; +PR 1LH,1ZM,1ZG			11.9541-9553.2	220563 ATE Ø 54 - Halter
2.0 BlueTDI	105	05/09→11/10	←	☐; +PR 1LH,1ZM,1ZG			11.9541-9554.2	220564 ATE Ø 54 - Halter
2.0 TDI	100	06/08→05/11	←	☐; +PR 1LH,1ZM,1ZG				
2.0 TDI	120	05/08→05/11	←	☐; +PR 1LK			24.3576-9995.5	240962 ATE Ø 57 - Halter
3.6 FSI 4motion	220	06/08→05/10	←	☐; +PR 1LK			24.3576-9996.5	240963 ATE Ø 57 - Halter
			←	☐; +PR 1LA,1LB			24.3601-1727.5	240786 TRW Ø 60 - Halter
			←	☐; +PR 1LA,1LB			24.3601-1728.5	240787 TRW Ø 60 - Halter
			➡	☐; +PR 1KU			24.6238-1705.7	220939 TRW Ø 38 - Halter + eFSB
			➡	☐; +PR 1KU			24.6238-1706.7	220940 TRW Ø 38 - Halter + eFSB
			➡	☐; +PR 1KW			24.6241-1709.7	221021 TRW Ø 41 + EMot / - Halter + FSB
			➡	☐; +PR 1KW			24.6241-1710.7	221022 TRW Ø 41 + EMot / - Halter + FSB
			➡	☐; +PR 2EA			24.6241-1711.5	240713 TRW Ø 41 + EMot / - Halter + FSB
			➡	☐; +PR 2EA			24.6241-1712.5	240714 TRW Ø 41 + EMot / - Halter + FSB
<b>Halter, Bremsattel</b>								
1.4 TSI MultiFuel	118	01/11→01/12	←	→ 09/11; +PR 1LK			11.0230-0663.1	260131 ATE
1.8 TSI	118	06/08→01/12						
2.0 TDI	103	06/08→01/12	←	→ 09/11; +PR 1LH,1ZM,1ZG			11.0230-0783.1	260133 ATE
2.0 TDI	125	06/08→01/12						
2.0 TDI 4motion	103	08/09→01/12						
2.0 TDI 4motion	125	11/09→01/12						
2.0 TSI	147	06/08→01/12						
2.0 TSI	155	11/10→01/12						
3.6 FSI 4motion	206	06/08→01/12						
1.8 TSI	112	11/08→05/10	←	+PR 1LK			11.0230-0663.1	260131 ATE
2.0 BlueTDI	105	05/09→11/10						
2.0 TDI	100	06/08→05/11	←	+PR 1LH,1ZM,1ZG			11.0230-0783.1	260133 ATE
2.0 TDI	120	05/08→05/11						
3.6 FSI 4motion	220	06/08→05/10						
<b>Feder, Bremsattel</b>								
1.4 TSI MultiFuel	118	01/11→01/12	←	→ 09/11; +PR 1LH,1ZM,1ZG	2		11.8116-0351.1	390538 ATE
1.8 TSI	118	06/08→01/12						
2.0 TDI	103	06/08→01/12	←	→ 09/11; +PR 1LK	2		11.8116-0410.2	390589 ATE
2.0 TDI	125	06/08→01/12						
2.0 TDI 4motion	103	08/09→01/12						

	kw			 	! #		
<b>VW - PASSAT CC (357) 05/08→01/12</b>							
<b>Feder, Bremssattel</b>							
2.0 TDI 4motion	125	11/09→01/12	←	→ 09/11; +PR 1LH,1ZM,1ZG	2	11.8116-0351.1 390538	ATE
2.0 TSI	147	06/08→01/12	←	→ 09/11; +PR 1LK	2	11.8116-0410.2 390589	ATE
2.0 TSI	155	11/10→01/12	←				
3.6 FSI 4motion	206	06/08→01/12	←				
1.8 TSI	112	11/08→05/10	←	+PR 1LH,1ZM,1ZG	2	11.8116-0351.1 390538	ATE
2.0 BlueTDI	105	05/09→11/10	←				
2.0 TDI	100	06/08→05/11	←	+PR 1LK	2	11.8116-0410.2 390589	ATE
2.0 TDI	120	05/08→05/11	←				
3.6 FSI 4motion	220	06/08→05/10	←				
<b>Führungshülzensatz, Bremssattel</b>							
1.4 TSI MultiFuel	118	01/11→01/12	←	→ 09/11; +PR 1LH,1ZM,1ZG		11.0101-5409.2 260035	ATE
1.8 TSI	118	06/08→01/12	←	→ 09/11; +PR 1LK		11.0101-5409.2 260035	ATE
2.0 TDI	103	06/08→01/12	←				
2.0 TDI	125	06/08→01/12	←				
2.0 TDI 4motion	103	08/09→01/12	←				
2.0 TDI 4motion	125	11/09→01/12	←				
2.0 TSI	147	06/08→01/12	←				
2.0 TSI	155	11/10→01/12	←				
3.6 FSI 4motion	206	06/08→01/12	←				
1.8 TSI	112	11/08→05/10	←	+PR 1LH,1ZM,1ZG		11.0101-5409.2 260035	ATE
2.0 BlueTDI	105	05/09→11/10	←				
2.0 TDI	100	06/08→05/11	←	+PR 1LK		11.0101-5409.2 260035	ATE
2.0 TDI	120	05/08→05/11	←				
3.6 FSI 4motion	220	06/08→05/10	←				
<b>Führungsbolzen, Bremssattel</b>							
1.4 TSI MultiFuel	118	01/11→01/12		→ 09/11; +PR 1LH,1ZM,1ZG		11.8171-0008.1 990049	ATE
1.8 TSI	118	06/08→01/12		→ 09/11; +PR 1LK		11.8171-0008.1 990049	ATE
2.0 TDI	103	06/08→01/12					
2.0 TDI	125	06/08→01/12					
2.0 TDI 4motion	103	08/09→01/12					
2.0 TDI 4motion	125	11/09→01/12					
2.0 TSI	147	06/08→01/12					
2.0 TSI	155	11/10→01/12					
3.6 FSI 4motion	206	06/08→01/12					
1.8 TSI	112	11/08→05/10		+PR 1LH,1ZM,1ZG		11.8171-0008.1 990049	ATE
2.0 BlueTDI	105	05/09→11/10					
2.0 TDI	100	06/08→05/11		+PR 1LK		11.8171-0008.1 990049	ATE
2.0 TDI	120	05/08→05/11					
3.6 FSI 4motion	220	06/08→05/10					
<b>Bremsschlauch</b>							
1.4 TSI MultiFuel	118	01/11→01/12	←	→ 09/11; +PR 1LH,1ZM,1ZG	2	83.7247-0603.3 330899	L= 603
1.8 TSI	118	06/08→01/12	←	→ 09/11; +PR 1LK	2	83.7249-0536.3 330900	L= 536
2.0 TDI	103	06/08→01/12	←				
2.0 TDI	125	06/08→01/12	→	→ 09/11; +PR 1KW	2	24.5143-0257.3 331167	L= 257
2.0 TDI 4motion	103	08/09→01/12	→				
2.0 TDI 4motion	125	11/09→01/12	→	→ 09/11; +PR 1KU,2EA	2	24.5204-0233.3 331430	L= 233
2.0 TSI	147	06/08→01/12	→				
2.0 TSI	155	11/10→01/12	→				
3.6 FSI 4motion	206	06/08→01/12	→				
1.8 TSI	112	11/08→05/10	←	+PR 1LH,1ZM,1ZG	2	83.7247-0603.3 330899	L= 603
2.0 BlueTDI	105	05/09→11/10	←				
2.0 TDI	100	06/08→05/11	←	+PR 1LK	2	83.7249-0536.3 330900	L= 536
2.0 TDI	120	05/08→05/11	→	+PR 1KW	2	24.5143-0257.3 331167	L= 257
3.6 FSI 4motion	220	06/08→05/10	→	+PR 1KU,2EA	2	24.5204-0233.3 331430	L= 233
<b>VW - PASSAT Variant (3A5, 35I) 02/88→06/97</b>							
<b>Bremssattel</b>							
1.6	74	07/94→12/95	←	☐; 10/94→		24.3541-1609.5 240039	TRW Ø 54 - Halter
			←	☐; 10/94→		24.3541-1610.5 240040	TRW Ø 54 - Halter
1.8	55	08/90→05/97	←	☐; → 10/93		24.3541-1609.5 240039	TRW Ø 54 - Halter
1.9 TD	55	03/91→05/97	←	☐; 10/93→ 12/96		24.3541-1609.5 240039	TRW Ø 54 - Halter
			←	☐; → 10/93		24.3541-1610.5 240040	TRW Ø 54 - Halter
			←	☐; 10/93→ 12/96		24.3541-1610.5 240040	TRW Ø 54 - Halter
1.8	66	02/88→05/97	←	☐; 10/93→ 12/96		24.3541-1609.5 240039	TRW Ø 54 - Halter
			←	☐; 04/88→ 10/93		24.3541-1609.5 240039	TRW Ø 54 - Halter
			←	☐; 04/88→ 10/93		24.3541-1610.5 240040	TRW Ø 54 - Halter
			←	☐; 10/93→ 12/96		24.3541-1610.5 240040	TRW Ø 54 - Halter
1.8 G60 Syncro	118	08/88→05/97	←	☐; → 10/93		24.3541-1731.5 240061	TRW Ø 54 - Halter
			←	☐; → 10/93		24.3541-1732.5 240062	TRW Ø 54 - Halter
↓							

















	kW			 	! #		
<b>VW - PASSAT Variant (3A5, 35I) 02/88→06/97</b>							
 <b>Bremssattel</b>							
1.8 G60 Syncro	118	08/88→05/97	➡	☐; → 31-P-080000	24.3384-1603.5	240015	TRW Ø 38 - Halter
			➡	☐; → 31-P-080000	24.3384-1604.5	240016	TRW Ø 38 - Halter
			➡	☐; 31-P-080001→; → 10/93	24.3384-1707.5	240171	TRW Ø 38 - Halter
			➡	☐; 31-P-080001→; → 10/93	24.3384-1708.5	240172	TRW Ø 38 - Halter
1.9 TDI	66	10/93→05/97	←	☐; → 12/96	24.3541-1609.5	240039	TRW Ø 54 - Halter
			←	☐; → 12/96	24.3541-1610.5	240040	TRW Ø 54 - Halter
			➡	☐; 3A-T-000001→; → 12/96	24.3384-1707.5	240171	TRW Ø 38 - Halter
			➡	☐; 3A-T-000001→; → 12/96	24.3384-1708.5	240172	TRW Ø 38 - Halter
1.9 TDI	81	03/96→05/97	←	☐; → 12/96	24.3541-1731.5	240061	TRW Ø 54 - Halter
			←	☐; → 12/96	24.3541-1732.5	240062	TRW Ø 54 - Halter
			➡	☐; → 12/96	24.3384-1707.5	240171	TRW Ø 38 - Halter
			➡	☐; → 12/96	24.3384-1708.5	240172	TRW Ø 38 - Halter
2.0 2.0	79 85	03/95→08/96 10/93→10/96	←	☐	24.3541-1609.5	240039	TRW Ø 54 - Halter
			←	☐	24.3541-1610.5	240040	TRW Ø 54 - Halter
			➡	☐	24.3384-1707.5	240171	TRW Ø 38 - Halter
			➡	☐	24.3384-1708.5	240172	TRW Ø 38 - Halter
2.0	85	02/90→05/97	←	☐; 03/90→ 10/93	24.3541-1609.5	240039	TRW Ø 54 - Halter
			←	☐; 10/93→ 12/96	24.3541-1609.5	240039	TRW Ø 54 - Halter
			←	☐; 03/90→ 10/93	24.3541-1610.5	240040	TRW Ø 54 - Halter
			←	☐; 10/93→ 12/96	24.3541-1610.5	240040	TRW Ø 54 - Halter
			➡	☐; 03/90→; → 31-PB080000	24.3384-1603.5	240015	TRW Ø 38 - Halter
			➡	☐; 03/90→; → 31-PE080000	24.3384-1603.5	240015	TRW Ø 38 - Halter
			➡	☐; 03/90→; → 31-PB080000	24.3384-1604.5	240016	TRW Ø 38 - Halter
			➡	☐; 03/90→; → 31-PE080000	24.3384-1604.5	240016	TRW Ø 38 - Halter
			➡	☐; 31-PB080001→; → 10/93	24.3384-1707.5	240171	TRW Ø 38 - Halter
			➡	☐; 10/93→ 12/96	24.3384-1707.5	240171	TRW Ø 38 - Halter
			➡	☐; 31-PE080001→; → 10/93	24.3384-1707.5	240171	TRW Ø 38 - Halter
			➡	☐; 31-PE080001→; → 10/93	24.3384-1708.5	240172	TRW Ø 38 - Halter
			➡	☐; 31-PB080001→; → 10/93	24.3384-1708.5	240172	TRW Ø 38 - Halter
			➡	☐; 10/93→ 12/96	24.3384-1708.5	240172	TRW Ø 38 - Halter
2.0 16V	110	01/94→05/97	←	☐; → 12/96	24.3541-8523.5	240551	ATE Ø 54 - Halter
			←	☐; → 12/96	24.3541-8524.5	240552	ATE Ø 54 - Halter
			➡	☐; → 12/96	24.3384-1707.5	240171	TRW Ø 38 - Halter
			➡	☐; → 12/96	24.3384-1708.5	240172	TRW Ø 38 - Halter
2.0 Syncro	85	10/90→05/97	←	☐; 01/94→ 12/96	24.3541-1609.5	240039	TRW Ø 54 - Halter
			←	☐; → 10/93	24.3541-1609.5	240039	TRW Ø 54 - Halter
			←	☐; → 10/93	24.3541-1610.5	240040	TRW Ø 54 - Halter
			←	☐; 01/94→ 12/96	24.3541-1610.5	240040	TRW Ø 54 - Halter
			➡	☐; → 31-P-080000	24.3384-1603.5	240015	TRW Ø 38 - Halter
			➡	☐; → 31-P-080000	24.3384-1604.5	240016	TRW Ø 38 - Halter
			➡	☐; 01/94→ 12/96	24.3384-1707.5	240171	TRW Ø 38 - Halter
			➡	☐; 31-P-080001→; → 10/93	24.3384-1707.5	240171	TRW Ø 38 - Halter
			➡	☐; 31-P-080001→; → 10/93	24.3384-1708.5	240172	TRW Ø 38 - Halter
2.8 VR6	128	06/91→05/97	←	☐; → 10/93	24.3541-1731.5	240061	TRW Ø 54 - Halter
			←	☐; → 10/93	24.3541-1732.5	240062	TRW Ø 54 - Halter
			←	☐; 10/93→ 12/96	24.3541-8523.5	240551	ATE Ø 54 - Halter
			←	☐; 10/93→ 12/96	24.3541-8524.5	240552	ATE Ø 54 - Halter
			➡	☐; → 31-PE080000	24.3384-1603.5	240015	TRW Ø 38 - Halter
			➡	☐; → 31-PB080000	24.3384-1603.5	240015	TRW Ø 38 - Halter
			➡	☐; → 31-PB080000	24.3384-1604.5	240016	TRW Ø 38 - Halter
			➡	☐; → 31-PE080000	24.3384-1604.5	240016	TRW Ø 38 - Halter
			↓				




























































	kw			 	! #		
<b>VW - PASSAT Variant (3A5, 35I) 02/88→06/97</b>							
<b> Bremssattel</b>							
2.8 VR6	128	06/91→05/97	➡	☐; 31-PB080001→; → 10/93	24.3384-1707.5	240171	TRW Ø 38 - Halter
			➡	☐; 31-PE080001→; → 10/93	24.3384-1707.5	240171	TRW Ø 38 - Halter
			➡	☐; 10/93→ 12/96	24.3384-1707.5	240171	TRW Ø 38 - Halter
			➡	☐; 31-PE080001→; → 10/93	24.3384-1708.5	240172	TRW Ø 38 - Halter
			➡	☐; 31-PB080001→; → 10/93	24.3384-1708.5	240172	TRW Ø 38 - Halter
			➡	☐; 10/93→ 12/96	24.3384-1708.5	240172	TRW Ø 38 - Halter
2.9 VR6 Syncro	135	01/94→05/97	⬅	☐; 10/94→ 12/96	24.3541-8523.5	240551	ATE Ø 54 - Halter
			⬅	☐; 10/94→ 12/96	24.3541-8524.5	240552	ATE Ø 54 - Halter
			➡	☐; 10/94→ 12/96	24.3384-1707.5	240171	TRW Ø 38 - Halter
			➡	☐; 10/94→ 12/96	24.3384-1708.5	240172	TRW Ø 38 - Halter
<b>Halter, Bremssattel</b>							
2.0 16V	110	01/94→05/97	⬅ → 12/96	2	11.8170-0306.1	260102	ATE
2.8 VR6	128	06/91→05/97	⬅ 10/93→ 12/96	2	11.8170-0306.1	260102	ATE
2.9 VR6 Syncro	135	01/94→05/97	⬅ 10/94→ 12/96	2	11.8170-0306.1	260102	ATE
<b>Feder, Bremssattel</b>							
2.0 16V	110	01/94→05/97	⬅ → 12/96	2	11.8116-0143.1	390513	ATE
2.8 VR6	128	06/91→05/97	⬅ 10/93→ 12/96	2	11.8116-0143.1	390513	ATE
2.9 VR6 Syncro	135	01/94→05/97	⬅ 10/94→ 12/96	2	11.8116-0143.1	390513	ATE
<b>Führungshülzensatz, Bremssattel</b>							
1.6	74	07/94→12/95	⬅ 10/94→		11.0101-5403.2	260010	TRW
1.8 1.9 TD	55	08/90→05/97	⬅ 10/93→ 12/96		11.0101-5403.2	260010	TRW
	55	03/91→05/97	⬅ → 10/93		11.0101-5403.2	260010	TRW
1.8	66	02/88→05/97	⬅ 10/93→ 12/96		11.0101-5403.2	260010	TRW
			⬅ 04/88→ 10/93		11.0101-5403.2	260010	TRW
1.8 G60 Syncro	118	08/88→05/97	➡ 31-P-080001→; → 10/93		11.0101-5403.2	260010	TRW
1.9 TDI	66	10/93→05/97	⬅ → 12/96		11.0101-5403.2	260010	TRW
			➡ 3A-T-000001→; → 12/96		11.0101-5403.2	260010	TRW
1.9 TDI	81	03/96→05/97	➡ → 12/96		11.0101-5403.2	260010	TRW
2.0	79	03/95→08/96	⬅		11.0101-5403.2	260010	TRW
			➡		11.0101-5403.2	260010	TRW
2.0	85	02/90→05/97	⬅ 10/93→ 12/96		11.0101-5403.2	260010	TRW
			⬅ 03/90→ 10/93		11.0101-5403.2	260010	TRW
			➡ 31-PB080001→; → 10/93		11.0101-5403.2	260010	TRW
			➡ 31-PE080001→; → 10/93		11.0101-5403.2	260010	TRW
			➡ 10/93→ 12/96		11.0101-5403.2	260010	TRW
2.0 16V	110	01/94→05/97	⬅ → 12/96		11.0101-5409.2	260035	ATE
			➡ → 12/96		11.0101-5403.2	260010	TRW
2.0 Syncro	85	10/90→05/97	⬅ 01/94→ 12/96		11.0101-5403.2	260010	TRW
			⬅ → 10/93		11.0101-5403.2	260010	TRW
			➡ 01/94→ 12/96		11.0101-5403.2	260010	TRW
			➡ 31-P-080001→; → 10/93		11.0101-5403.2	260010	TRW
2.8 VR6	128	06/91→05/97	⬅ 10/93→ 12/96		11.0101-5409.2	260035	ATE
			➡ 31-PB080001→; → 10/93		11.0101-5403.2	260010	TRW
			➡ 10/93→ 12/96		11.0101-5403.2	260010	TRW
			➡ 31-PE080001→; → 10/93		11.0101-5403.2	260010	TRW
2.9 VR6 Syncro	135	01/94→05/97	⬅ 10/94→ 12/96		11.0101-5409.2	260035	ATE
			➡ 10/94→ 12/96		11.0101-5403.2	260010	TRW
<b>Führungsbolzen, Bremssattel</b>							
2.0 16V	110	01/94→05/97	⬅ → 12/96		11.8171-0008.1	990049	ATE
2.8 VR6	128	06/91→05/97	⬅ 10/93→ 12/96		11.8171-0008.1	990049	ATE
2.9 VR6 Syncro	135	01/94→05/97	⬅ 10/94→ 12/96		11.8171-0008.1	990049	ATE
↓							












	kw					! #		
<b>VW - PASSAT Variant (3A5, 35I) 02/88→06/97</b>								
<b>Dichtungssatz, Bremssattel</b>								
2.0 16V	110	01/94→05/97	←	→ 12/96			11.0441-5409.2 250031	ATE
2.8 VR6	128	06/91→05/97	←	10/93→ 12/96			11.0441-5409.2 250031	ATE
2.9 VR6 Syncro	135	01/94→05/97	←	10/94→ 12/96			11.0441-5409.2 250031	ATE
<b>Zubehörsatz, Bremssattel</b>								
1.6	74	07/94→12/95	←	10/94→			24.0101-4301.2 260047	TRW
1.8	55	08/90→05/97	←	10/93→ 12/96			24.0101-4301.2 260047	TRW
1.9 TD	55	03/91→05/97	←	→ 10/93			24.0101-4301.2 260047	TRW
1.8	66	02/88→05/97	←	10/93→ 12/96			24.0101-4301.2 260047	TRW
			←	04/88→ 10/93			24.0101-4301.2 260047	TRW
1.8 G60 Syncro	118	08/88→05/97	→	→ 31-P-080000			24.0101-3601.2 260044	TRW
			→	31-P-080001→; → 10/93			24.0101-3601.2 260044	TRW
1.9 TDI	66	10/93→05/97	←	→ 12/96			24.0101-4301.2 260047	TRW
2.0	79	03/95→08/96	←				24.0101-4301.2 260047	TRW
2.0	85	10/93→10/96	←				24.0101-4301.2 260047	TRW
2.0	85	02/90→05/97	←	10/93→ 12/96			24.0101-4301.2 260047	TRW
			←	03/90→ 10/93			24.0101-4301.2 260047	TRW
			→	31-PB080001→; → 10/93			24.0101-3601.2 260044	TRW
			→	03/90→; → 31-PB080000			24.0101-3601.2 260044	TRW
			→	03/90→; → 31-PE080000			24.0101-3601.2 260044	TRW
			→	31-PE080001→; → 10/93			24.0101-3601.2 260044	TRW
2.0 Syncro	85	10/90→05/97	←	01/94→ 12/96			24.0101-4301.2 260047	TRW
			←	→ 10/93			24.0101-4301.2 260047	TRW
			→	→ 31-P-080000			24.0101-3601.2 260044	TRW
			→	31-P-080001→; → 10/93			24.0101-3601.2 260044	TRW
2.8 VR6	128	06/91→05/97	→	→ 31-PE080000			24.0101-3601.2 260044	TRW
			→	→ 31-PB080000			24.0101-3601.2 260044	TRW
			→	31-PE080001→; → 10/93			24.0101-3601.2 260044	TRW
			→	31-PB080001→; → 10/93			24.0101-3601.2 260044	TRW
<b>Bremsschlauch</b>								
1.6	74	07/94→12/95	←	10/94→	2	24.5237-0333.3 331425	L= 333	
			→	10/94→	2	24.5201-0164.3 331414	L= 164	
1.8	55	08/90→05/97	←	→ 10/93	2	24.5237-0333.3 331425	L= 333	
1.9 TD	55	03/91→05/97	←	10/93→ 12/96	2	24.5237-0333.3 331425	L= 333	
			→	10/93→ 12/96	2	24.5201-0164.3 331414	L= 164	
			→	→ 10/93	2	24.5204-0180.3 331461	L= 180	
						83.7824-0180.3 330812	L= 180	
1.8	66	02/88→05/97	←	04/88→ 10/93	2	24.5237-0333.3 331425	L= 333	
			←	10/93→ 12/96	2	24.5237-0333.3 331425	L= 333	
			→	10/93→ 12/96	2	24.5201-0164.3 331414	L= 164	
			→	04/88→ 10/93	2	24.5204-0180.3 331461	L= 180	
						83.7824-0180.3 330812	L= 180	
1.8 G60 Syncro	118	08/88→05/97	←	→ 10/93	2	24.5237-0333.3 331425	L= 333	
			→	am Bremssattel; → 10/93	2	24.5170-0161.3 331308	L= 161	
			→	→ 10/93	2	24.5201-0164.3 331414	L= 164	
1.9 TDI	66	10/93→05/97	←	→ 12/96	2	24.5237-0333.3 331425	L= 333	
			→	am Bremssattel; 3A-T-000001→; → 12/96	2	24.5170-0161.3 331308	L= 161	
			→	3A-T-000001→; → 12/96	2	24.5201-0164.3 331414	L= 164	
			→	→ 3A-S-300000	2	24.5201-0164.3 331414	L= 164	
1.9 TDI	81	03/96→05/97	←	→ 12/96	2	24.5237-0333.3 331425	L= 333	
			→	am Bremssattel; → 12/96	2	24.5170-0161.3 331308	L= 161	
			→	→ 12/96	2	24.5201-0164.3 331414	L= 164	
2.0	79	03/95→08/96	←		2	24.5237-0333.3 331425	L= 333	
2.0	85	10/93→10/96	←					
↓								








	kw			 	! #			
<b>VW - PASSAT Variant (3A5, 35I) 02/88→06/97</b>								
<b>Bremsschlauch</b>								
2.0	79	03/95→08/96	➔	am Bremssattel	2	24.5170-0161.3 331308	L= 161	
2.0	85	10/93→10/96	➔		2	24.5201-0164.3 331414	L= 164	
2.0	85	02/90→05/97	➔	03/90→ 10/93	2	24.5237-0333.3 331425	L= 333	
			➔	10/93→ 12/96	2	24.5237-0333.3 331425	L= 333	
			➔	am Bremssattel; 10/93→ 12/96	2	24.5170-0161.3 331308	L= 161	
			➔	am Bremssattel; 03/90→ 10/93	2	24.5170-0161.3 331308	L= 161	
			➔	10/93→ 12/96	2	24.5201-0164.3 331414	L= 164	
			➔	03/90→ 10/93	2	24.5204-0180.3 331461 83.7824-0180.3 330812	L= 180 L= 180	
2.0 16V	110	01/94→05/97	➔	→ 12/96	2	24.5147-0385.3 331427	L= 384	
			➔	am Bremssattel; → 12/96	2	24.5170-0161.3 331308	L= 161	
			➔	→ 12/96	2	24.5201-0164.3 331414	L= 164	
2.0 Syncro	85	10/90→05/97	➔	→ 10/93	2	24.5237-0333.3 331425	L= 333	
			➔	01/94→ 12/96	2	24.5237-0333.3 331425	L= 333	
			➔	am Bremssattel; 01/94→ 12/96	2	24.5170-0161.3 331308	L= 161	
			➔	am Bremssattel; → 10/93	2	24.5170-0161.3 331308	L= 161	
			➔	→ 10/93	2	24.5201-0164.3 331414	L= 164	
			➔	01/94→ 12/96	2	24.5201-0164.3 331414	L= 164	
2.8 VR6	128	06/91→05/97	➔	10/93→ 12/96	2	24.5147-0385.3 331427	L= 384	
			➔	→ 10/93	2	24.5237-0333.3 331425	L= 333	
			➔	am Bremssattel; 10/93→ 12/96	2	24.5170-0161.3 331308	L= 161	
			➔	am Bremssattel; → 10/93	2	24.5170-0161.3 331308	L= 161	
			➔	10/93→ 12/96	2	24.5201-0164.3 331414	L= 164	
			➔	→ 10/93	2	24.5204-0180.3 331461 83.7824-0180.3 330812	L= 180 L= 180	
2.9 VR6 Syncro	135	01/94→05/97	➔	10/94→ 12/96	2	24.5147-0385.3 331427	L= 384	
			➔	am Bremssattel; 10/94→ 12/96	2	24.5170-0161.3 331308	L= 161	
			➔	10/94→ 12/96	2	24.5201-0164.3 331414	L= 164	
<b>VW - PASSAT Variant (3B5) 05/97→12/01</b>								
<b>Bremssattel</b>								
1.6	74	06/97→11/00	➔	☐; → 09/00; +PR 1LZ,1ZJ	24.3541-1763.5 240231	TRW Ø 54 - Halter		
			➔	☐; → 09/00; +PR 1LZ,1ZJ	24.3541-1764.5 240232	TRW Ø 54 - Halter		
			➔	☐; 3B-X-124108→; +PR 1LB,1LE,1ZC	24.3571-8521.5 240495	ATE Ø 57 - Halter		
			➔	☐; → 3B-X-124107; +PR 1LB,1LE,1ZC	24.3571-8521.5 240495	ATE Ø 57 - Halter		
			➔	☐; 3B-X-124108→; +PR 1LB,1LE,1ZC	24.3571-8522.5 240496	ATE Ø 57 - Halter		
			➔	☐; → 3B-X-124107; +PR 1LB,1LE,1ZC	24.3571-8522.5 240496	ATE Ø 57 - Halter		
			➔	☐; +PR 1KD,1KE,1KF,1KW	24.3384-1731.5 240818	TRW Ø 38 - Halter		
			➔	☐; +PR 1KD,1KE,1KF,1KW	24.3384-1732.5 240819	TRW Ø 38 - Halter		
1.8	85	06/97→11/00	➔	☐; → 09/00	24.3541-1763.5 240231	TRW Ø 54 - Halter		
			➔	☐; → 09/00	24.3541-1764.5 240232	TRW Ø 54 - Halter		
			➔	☐; → 09/00	24.3384-1731.5 240818	TRW Ø 38 - Halter		
			➔	☐; → 09/00	24.3384-1732.5 240819	TRW Ø 38 - Halter		
1.8 1.9 TDI	92	06/97→11/00	➔	☐; → 09/00; +PR 1LZ,1ZJ	24.3541-1763.5 240231	TRW Ø 54 - Halter		
			66	06/97→11/00	➔	☐; → 09/00; +PR 1LZ,1ZJ	24.3541-1764.5 240232	TRW Ø 54 - Halter
					➔	☐; → 3B-X-124107; +PR 1LB,1LE,1ZC	24.3571-8521.5 240495	ATE Ø 57 - Halter
					➔	☐; 3B-X-124108→; +PR 1LB,1LE,1ZC	24.3571-8521.5 240495	ATE Ø 57 - Halter
	➔	☐; 3B-X-124108→; +PR 1LB,1LE,1ZC			24.3571-8522.5 240496	ATE Ø 57 - Halter		
	➔	☐; → 3B-X-124107; +PR 1LB,1LE,1ZC	24.3571-8522.5 240496	ATE Ø 57 - Halter				
	➔	☐; → 09/00; +PR 1KD,1KE,1KF,1KW	24.3384-1731.5 240818	TRW Ø 38 - Halter				
	➔	☐; → 09/00; +PR 1KD,1KE,1KF,1KW	24.3384-1732.5 240819	TRW Ø 38 - Halter				
1.8 1.8 T 1.9 TDI 1.9 TDI ↓	112	01/00→12/01	➔	☐; → 3B-X-124107; +PR 1LB,1LE,1ZC	24.3571-8521.5 240495	ATE Ø 57 - Halter		
	110	06/97→11/00	➔	☐; 3B-X-124108→; +PR 1LB,1LE,1ZC	24.3571-8521.5 240495	ATE Ø 57 - Halter		
	81	06/97→11/00	➔	☐; 3B-X-124108→; +PR 1LB,1LE,1ZC	24.3571-8521.5 240495	ATE Ø 57 - Halter		
85	08/98→11/00							

	kw			 	! #		
<b>VW - PASSAT Variant (3B5) 05/97→12/01</b>							
<b> Bremsattel</b>							
1.8 1.8 T 1.9 TDI 1.9 TDI	112 110 81 85	01/00→12/01 06/97→11/00 06/97→11/00 08/98→11/00	←  ; 3B-X-124108→; +PR 1LB,1LE,1ZC ←  ; → 3B-X-124107; +PR 1LB,1LE,1ZC →  ; +PR 1KD,1KE,1KF,1KW →  ; +PR 1KD,1KE,1KF,1KW			24.3571-8522.5 240496 24.3571-8522.5 240496 24.3384-1731.5 240818 24.3384-1732.5 240819	ATE Ø 57 - Halter ATE Ø 57 - Halter TRW Ø 38 - Halter TRW Ø 38 - Halter
1.8 Syncro/4motion	92	06/97→11/00	←  ; → 09/00; +PR 1LZ,1ZJ ←  ; → 09/00; +PR 1LZ,1ZJ ←  ; → 3B-X-124107; +PR 1LB,1LE,1ZC ←  ; 3B-X-124108→; +PR 1LB,1LE,1ZC ←  ; 3B-X-124108→; +PR 1LB,1LE,1ZC ←  ; → 3B-X-124107; +PR 1LB,1LE,1ZC →  ; +PR 1KD;1KF →  ; +PR 1KD;1KF →  ; +PR 1KE;1KW →  ; +PR 1KE;1KW			24.3541-1763.5 240231 24.3541-1764.5 240232 24.3571-8521.5 240495 24.3571-8521.5 240495 24.3571-8522.5 240496 24.3571-8522.5 240496 24.3384-1733.5 240820 24.3384-1734.5 240821 24.3437-1701.7 220761 24.3437-1702.7 220762	TRW Ø 54 - Halter TRW Ø 54 - Halter ATE Ø 57 - Halter ATE Ø 57 - Halter ATE Ø 57 - Halter ATE Ø 57 - Halter TRW Ø 38 - Halter TRW Ø 38 - Halter TRW Ø 43 - Halter TRW Ø 43 - Halter
1.9 TDI	74	02/00→11/00	←  ; 10/00→; +PR 1LB,1LE,1ZC ←  ; 10/00→; +PR 1LB,1LE,1ZC →  ; 10/00→; +PR 1KD,1KE,1KF,1KW →  ; 10/00→; +PR 1KD,1KE,1KF,1KW			24.3571-8521.5 240495 24.3571-8522.5 240496 24.3384-1731.5 240818 24.3384-1732.5 240819	ATE Ø 57 - Halter ATE Ø 57 - Halter TRW Ø 38 - Halter TRW Ø 38 - Halter
1.9 TDI 4motion 1.9 TDI Syncro/4motion	85 81	08/99→11/00 06/97→11/00	←  ; → 3B-X-124107; +PR 1LB,1LE,1ZC ←  ; 3B-X-124108→; +PR 1LB,1LE,1ZC ←  ; 3B-X-124108→; +PR 1LB,1LE,1ZC ←  ; → 3B-X-124107; +PR 1LB,1LE,1ZC →  ; +PR 1KD;1KF →  ; +PR 1KD;1KF →  ; +PR 1KE;1KW →  ; +PR 1KE;1KW			24.3571-8521.5 240495 24.3571-8521.5 240495 24.3571-8522.5 240496 24.3571-8522.5 240496 24.3384-1733.5 240820 24.3384-1734.5 240821 24.3437-1701.7 220761 24.3437-1702.7 220762	ATE Ø 57 - Halter ATE Ø 57 - Halter ATE Ø 57 - Halter ATE Ø 57 - Halter TRW Ø 38 - Halter TRW Ø 38 - Halter TRW Ø 43 - Halter TRW Ø 43 - Halter
2.0	88	04/00→11/00	←  ; 10/00→; +PR 1LB,1LE,1ZC ←  ; 10/00→; +PR 1LB,1LE,1ZC			24.3571-8521.5 240495 24.3571-8522.5 240496	ATE Ø 57 - Halter ATE Ø 57 - Halter
2.0 4motion	88	04/00→11/00	←  ; 10/00→; +PR 1LB,1LE,1ZC ←  ; 10/00→; +PR 1LB,1LE,1ZC →  ; 10/00→; +PR 1KD;1KF →  ; 10/00→; +PR 1KD;1KF →  ; 10/00→; +PR 1KE;1KW →  ; 10/00→; +PR 1KE;1KW			24.3571-8521.5 240495 24.3571-8522.5 240496 24.3384-1733.5 240820 24.3384-1734.5 240821 24.3437-1701.7 220761 24.3437-1702.7 220762	ATE Ø 57 - Halter ATE Ø 57 - Halter TRW Ø 38 - Halter TRW Ø 38 - Halter TRW Ø 43 - Halter TRW Ø 43 - Halter
2.3 VR5 2.8 V6 2.8 V6	110 140 142	06/97→11/00 09/99→11/00 06/97→11/00	←  ; 10/00→; +PR 1LT ←  ; 10/00→; +PR 1LT ←  ; → 3B-X-124107; +PR 1LB,1LE,1ZC ←  ; 3B-X-124108→; → 09/00; +PR 1LB,1LE,1ZC ←  ; 3B-X-124108→; → 09/00; +PR 1LB,1LE,1ZC ←  ; → 3B-X-124107; +PR 1LB,1LE,1ZC →  ; +PR 1KD,1KE,1KF,1KW →  ; +PR 1KD,1KE,1KF,1KW			11.9571-9835.2 220427 11.9571-9836.2 220428 24.3571-8521.5 240495 24.3571-8521.5 240495 24.3571-8522.5 240496 24.3571-8522.5 240496 24.3384-1731.5 240818 24.3384-1732.5 240819	ATE Ø 57 - Halter ATE Ø 57 - Halter ATE Ø 57 - Halter ATE Ø 57 - Halter ATE Ø 57 - Halter ATE Ø 57 - Halter TRW Ø 38 - Halter TRW Ø 38 - Halter
2.3 VR5 Syncro/4motion 2.8 V6 4motion 2.8 V6 Syncro/4motion	110 140 142	10/97→11/00 09/99→11/00 06/97→11/00	←  ; 10/00→; +PR 1LT ←  ; 10/00→; +PR 1LT ←  ; 3B-X-124108→; → 09/00; +PR 1LB,1LE,1ZC ←  ; → 3B-X-124107; +PR 1LB,1LE,1ZC ←  ; 3B-X-124108→; → 09/00; +PR 1LB,1LE,1ZC ←  ; → 3B-X-124107; +PR 1LB,1LE,1ZC →  ; +PR 1KD;1KF →  ; +PR 1KD;1KF →  ; +PR 1KE;1KW			11.9571-9835.2 220427 11.9571-9836.2 220428 24.3571-8521.5 240495 24.3571-8521.5 240495 24.3571-8522.5 240496 24.3571-8522.5 240496 24.3384-1733.5 240820 24.3384-1734.5 240821 24.3437-1701.7 220761	ATE Ø 57 - Halter ATE Ø 57 - Halter ATE Ø 57 - Halter ATE Ø 57 - Halter ATE Ø 57 - Halter ATE Ø 57 - Halter TRW Ø 38 - Halter TRW Ø 38 - Halter TRW Ø 43 - Halter










	kw			 	! #		
<b>VW - PASSAT Variant (3B5) 05/97→12/01</b>							
<b>Bremssattel</b>							
2.3 VR5 Syncro/4motion 2.8 V6 4motion 2.8 V6 Syncro/4motion	110 140 142	10/97→11/00 09/99→11/00 06/97→11/00	➡	☐; +PR 1KE;1KW		24.3437-1702.7 220762	TRW Ø 43 - Halter
2.5 TDI	110	07/98→11/00	⬅	☐; 10/00→; +PR 1LT		11.9571-9835.2 220427	ATE Ø 57 - Halter
			⬅	☐; 10/00→; +PR 1LT		11.9571-9836.2 220428	ATE Ø 57 - Halter
			⬅	☐; 08/98→ 09/00; +PR 1LB,1LE,1ZC		24.3571-8521.5 240495	ATE Ø 57 - Halter
			⬅	☐; 08/98→ 09/00; +PR 1LB,1LE,1ZC		24.3571-8522.5 240496	ATE Ø 57 - Halter
			➡	☐; 08/98→; +PR 1KD,1KE,1KF,1KW		24.3384-1731.5 240818	TRW Ø 38 - Halter
			➡	☐; 08/98→; +PR 1KD,1KE,1KF,1KW		24.3384-1732.5 240819	TRW Ø 38 - Halter
2.5 TDI Syncro/4motion	110	12/98→11/00	⬅	☐; 10/00→; +PR 1LT		11.9571-9835.2 220427	ATE Ø 57 - Halter
			⬅	☐; 10/00→; +PR 1LT		11.9571-9836.2 220428	ATE Ø 57 - Halter
			⬅	☐; → 09/00; +PR 1LB,1LE,1ZC		24.3571-8521.5 240495	ATE Ø 57 - Halter
			⬅	☐; → 09/00; +PR 1LB,1LE,1ZC		24.3571-8522.5 240496	ATE Ø 57 - Halter
			➡	☐; +PR 1KD;1KF		24.3384-1733.5 240820	TRW Ø 38 - Halter
			➡	☐; +PR 1KD;1KF		24.3384-1734.5 240821	TRW Ø 38 - Halter
			➡	☐; +PR 1KE;1KW		24.3437-1701.7 220761	TRW Ø 43 - Halter
			➡	☐; +PR 1KE;1KW		24.3437-1702.7 220762	TRW Ø 43 - Halter
2.8 V6	132	09/97→09/99	⬅	☐; → 3B-X-124107		24.3571-8521.5 240495	ATE Ø 57 - Halter
			⬅	☐; 3B-X-124108→		24.3571-8521.5 240495	ATE Ø 57 - Halter
			⬅	☐; → 3B-X-124107		24.3571-8522.5 240496	ATE Ø 57 - Halter
			⬅	☐; 3B-X-124108→		24.3571-8522.5 240496	ATE Ø 57 - Halter
			➡	☐		24.3384-1731.5 240818	TRW Ø 38 - Halter
			➡	☐		24.3384-1732.5 240819	TRW Ø 38 - Halter
<b>Halter, Bremssattel</b>							
1.6 1.8 1.8 1.8 Syncro/4motion 1.8 T 1.9 TDI 1.9 TDI 1.9 TDI 1.9 TDI 4motion 1.9 TDI Syncro/4motion	74 92 112 92 110 66 81 85 85 81	06/97→11/00 06/97→11/00 01/00→12/01 06/97→11/00 06/97→11/00 06/97→11/00 06/97→11/00 08/98→11/00 08/99→11/00 06/97→11/00	⬅	3B-X-124108→; +PR 1LB,1LE,1ZC	2	11.8170-0306.1 260102	ATE
1.9 TDI 2.0 2.0 4motion	74 88 88	02/00→11/00 04/00→11/00 04/00→11/00	⬅	10/00→; +PR 1LB,1LE,1ZC	2	11.8170-0306.1 260102	ATE
2.3 VR5 2.3 VR5 Syncro/4motion 2.8 V6 2.8 V6 2.8 V6 4motion 2.8 V6 Syncro/4motion	110 110 140 142 140 142	06/97→11/00 10/97→11/00 09/99→11/00 06/97→11/00 09/99→11/00 06/97→11/00	⬅	10/00→; +PR 1LT	2	11.0230-0451.1 260130	ATE
2.5 TDI	110	07/98→11/00	⬅	☐; 10/00→; +PR 1LT	2	11.0230-0451.1 260130	ATE
			⬅	☐; 08/98→ 09/00; +PR 1LB,1LE,1ZC	2	11.8170-0306.1 260102	ATE
2.5 TDI Syncro/4motion	110	12/98→11/00	⬅	☐; 10/00→; +PR 1LT	2	11.0230-0451.1 260130	ATE
			⬅	☐; → 09/00; +PR 1LB,1LE,1ZC	2	11.8170-0306.1 260102	ATE
2.8 V6	132	09/97→09/99	⬅	☐; 3B-X-124108→	2	11.8170-0306.1 260102	ATE
<b>Feder, Bremssattel</b>							
1.6 1.8 1.8 1.8 Syncro/4motion 1.8 T 1.9 TDI 1.9 TDI 1.9 TDI 1.9 TDI 4motion 1.9 TDI Syncro/4motion	74 92 112 92 110 66 81 85 85 81	06/97→11/00 06/97→11/00 01/00→12/01 06/97→11/00 06/97→11/00 06/97→11/00 06/97→11/00 08/98→11/00 08/99→11/00 06/97→11/00	⬅	3B-X-124108→; +PR 1LB,1LE,1ZC	2	11.8116-0143.1 390513	ATE
1.9 TDI 2.0 2.0 4motion	74 88 88	02/00→11/00 04/00→11/00 04/00→11/00	⬅	→ 3B-X-124107; +PR 1LB,1LE,1ZC	2	11.8116-0143.1 390513	ATE
			⬅	☐; 10/00→; +PR 1LB,1LE,1ZC	2	11.8116-0143.1 390513	ATE
2.3 VR5 2.3 VR5 Syncro/4motion 2.8 V6 2.8 V6	110 110 140 142	06/97→11/00 10/97→11/00 09/99→11/00 06/97→11/00	⬅	☐; 10/00→; +PR 1LT	2	11.0230-0451.1 260130	ATE
1.9 TDI 2.0 2.0 4motion	74 88 88	02/00→11/00 04/00→11/00 04/00→11/00	⬅	☐; 10/00→; +PR 1LB,1LE,1ZC	2	11.8116-0143.1 390513	ATE
			⬅	☐; 08/98→ 09/00; +PR 1LB,1LE,1ZC	2	11.8170-0306.1 260102	ATE
2.3 VR5 2.3 VR5 Syncro/4motion 2.8 V6 2.8 V6	110 110 140 142	06/97→11/00 10/97→11/00 09/99→11/00 06/97→11/00	⬅	☐; 10/00→; +PR 1LT	2	11.0230-0451.1 260130	ATE
1.9 TDI 2.0 2.0 4motion	74 88 88	02/00→11/00 04/00→11/00 04/00→11/00	⬅	☐; 10/00→; +PR 1LB,1LE,1ZC	2	11.8116-0143.1 390513	ATE
			⬅	☐; → 09/00; +PR 1LB,1LE,1ZC	2	11.8170-0306.1 260102	ATE
2.3 VR5 2.3 VR5 Syncro/4motion 2.8 V6 2.8 V6	110 110 140 142	06/97→11/00 10/97→11/00 09/99→11/00 06/97→11/00	⬅	☐; 10/00→; +PR 1LT	2	11.0230-0451.1 260130	ATE
1.9 TDI 2.0 2.0 4motion	74 88 88	02/00→11/00 04/00→11/00 04/00→11/00	⬅	☐; 10/00→; +PR 1LB,1LE,1ZC	2	11.8116-0143.1 390513	ATE
			⬅	☐; → 09/00; +PR 1LB,1LE,1ZC	2	11.8170-0306.1 260102	ATE
2.3 VR5 2.3 VR5 Syncro/4motion 2.8 V6 2.8 V6	110 110 140 142	06/97→11/00 10/97→11/00 09/99→11/00 06/97→11/00	⬅	☐; 10/00→; +PR 1LT	2	11.0230-0451.1 260130	ATE
1.9 TDI 2.0 2.0 4motion	74 88 88	02/00→11/00 04/00→11/00 04/00→11/00	⬅	☐; 10/00→; +PR 1LB,1LE,1ZC	2	11.8116-0143.1 390513	ATE
			⬅	☐; → 09/00; +PR 1LB,1LE,1ZC	2	11.8170-0306.1 260102	ATE











	kW			 	! #		
<b>VW - PASSAT Variant (3B5) 05/97→12/01</b>							
<b>Feder, Bremssattel</b>							
2.8 V6 4motion	140	09/99→11/00	←	10/00→; +PR 1LT	2	11.8116-0143.1 390513	ATE
2.8 V6 Syncro/4motion	142	06/97→11/00					
2.5 TDI	110	07/98→11/00	←	08/98→ 09/00; +PR 1LB,1LE,1ZC	2	11.8116-0143.1 390513	ATE
			←	10/00→; +PR 1LT	2	11.8116-0143.1 390513	ATE
2.5 TDI Syncro/4motion	110	12/98→11/00	←	→ 09/00; +PR 1LB,1LE,1ZC	2	11.8116-0143.1 390513	ATE
			←	10/00→; +PR 1LT	2	11.8116-0143.1 390513	ATE
2.8 V6	132	09/97→09/99	←	3B-X-124108→	2	11.8116-0143.1 390513	ATE
			←	→ 3B-X-124107	2	11.8116-0143.1 390513	ATE
<b>Führungshülzensatz, Bremssattel</b>							
1.6	74	06/97→11/00	←	3B-X-124108→; +PR 1LB,1LE,1ZC		11.0101-5409.2 260035	ATE
1.8	92	06/97→11/00					
1.8	112	01/00→12/01	←	→ 3B-X-124107; +PR 1LB,1LE,1ZC		11.0101-5409.2 260035	ATE
1.8 Syncro/4motion	92	06/97→11/00					
1.8 T	110	06/97→11/00					
1.9 TDI	66	06/97→11/00					
1.9 TDI	81	06/97→11/00					
1.9 TDI	85	08/98→11/00					
1.9 TDI 4motion	85	08/99→11/00					
1.9 TDI Syncro/4motion	81	06/97→11/00					
1.9 TDI	74	02/00→11/00	←	10/00→; +PR 1LB,1LE,1ZC		11.0101-5409.2 260035	ATE
2.0	88	04/00→11/00					
2.0 4motion	88	04/00→11/00					
2.3 VR5	110	06/97→11/00	←	10/00→; +PR 1LT		11.0101-5409.2 260035	ATE
2.3 VR5 Syncro/4motion	110	10/97→11/00					
2.8 V6	140	09/99→11/00	←	3B-X-124108→; → 09/00; +PR 1LB,1LE,1ZC		11.0101-5409.2 260035	ATE
2.8 V6	142	06/97→11/00					
2.8 V6 4motion	140	09/99→11/00	←	→ 3B-X-124107; +PR 1LB,1LE,1ZC		11.0101-5409.2 260035	ATE
2.8 V6 Syncro/4motion	142	06/97→11/00					
2.5 TDI	110	07/98→11/00	←	10/00→; +PR 1LT		11.0101-5409.2 260035	ATE
			←	08/98→ 09/00; +PR 1LB,1LE,1ZC		11.0101-5409.2 260035	ATE
2.5 TDI Syncro/4motion	110	12/98→11/00	←	10/00→; +PR 1LT		11.0101-5409.2 260035	ATE
			←	→ 09/00; +PR 1LB,1LE,1ZC		11.0101-5409.2 260035	ATE
2.8 V6	132	09/97→09/99	←	3B-X-124108→		11.0101-5409.2 260035	ATE
			←	→ 3B-X-124107		11.0101-5409.2 260035	ATE
<b>Führungsbolzen, Bremssattel</b>							
1.6	74	06/97→11/00	←	3B-X-124108→; +PR 1LB,1LE,1ZC		11.8171-0008.1 990049	ATE
1.8	92	06/97→11/00					
1.8	112	01/00→12/01	←	→ 3B-X-124107; +PR 1LB,1LE,1ZC		11.8171-0008.1 990049	ATE
1.8 Syncro/4motion	92	06/97→11/00					
1.8 T	110	06/97→11/00					
1.9 TDI	66	06/97→11/00					
1.9 TDI	81	06/97→11/00					
1.9 TDI	85	08/98→11/00					
1.9 TDI 4motion	85	08/99→11/00					
1.9 TDI Syncro/4motion	81	06/97→11/00					
1.9 TDI	74	02/00→11/00	←	10/00→; +PR 1LB,1LE,1ZC		11.8171-0008.1 990049	ATE
2.0	88	04/00→11/00					
2.0 4motion	88	04/00→11/00					
2.3 VR5	110	06/97→11/00					
2.3 VR5 Syncro/4motion	110	10/97→11/00					
2.8 V6	140	09/99→11/00	←	3B-X-124108→; → 09/00; +PR 1LB,1LE,1ZC		11.8171-0008.1 990049	ATE
2.8 V6	142	06/97→11/00					
2.8 V6 4motion	140	09/99→11/00	←	→ 3B-X-124107; +PR 1LB,1LE,1ZC		11.8171-0008.1 990049	ATE
2.8 V6 Syncro/4motion	142	06/97→11/00					
2.5 TDI	110	07/98→11/00					
			←	10/00→; +PR 1LT		11.8171-0008.1 990049	ATE
			←	08/98→ 09/00; +PR 1LB,1LE,1ZC		11.8171-0008.1 990049	ATE
2.5 TDI Syncro/4motion	110	12/98→11/00					
			←	10/00→; +PR 1LT		11.8171-0008.1 990049	ATE
			←	→ 09/00; +PR 1LB,1LE,1ZC		11.8171-0008.1 990049	ATE
2.8 V6	132	09/97→09/99	←	3B-X-124108→		11.8171-0008.1 990049	ATE
			←	→ 3B-X-124107		11.8171-0008.1 990049	ATE
<b>Dichtungssatz, Bremssattel</b>							
1.6	74	06/97→11/00	←	3B-X-124108→; +PR 1LB,1LE,1ZC		11.0441-5704.2 250034	ATE
1.8	92	06/97→11/00					
1.8	112	01/00→12/01	←	→ 3B-X-124107; +PR 1LB,1LE,1ZC		11.0441-5704.2 250034	ATE
1.8 Syncro/4motion	92	06/97→11/00					
1.8 T	110	06/97→11/00					
1.9 TDI	66	06/97→11/00					
1.9 TDI	81	06/97→11/00					
1.9 TDI	85	08/98→11/00					
↓							

















	kw			 	! #		
<b>VW - PASSAT Variant (3B5) 05/97→12/01</b>							
<b>Dichtungssatz, Bremssattel</b>							
1.9 TDI 4motion	85	08/99→11/00	←	3B-X-124108→; +PR 1LB,1LE,1ZC		11.0441-5704.2 250034	ATE
1.9 TDI Syncro/4motion	81	06/97→11/00	←	→ 3B-X-124107; +PR 1LB,1LE,1ZC		11.0441-5704.2 250034	ATE
1.9 TDI	74	02/00→11/00	←	10/00→; +PR 1LB,1LE,1ZC		11.0441-5704.2 250034	ATE
2.0	88	04/00→11/00					
2.0 4motion	88	04/00→11/00					
2.3 VR5	110	06/97→11/00	←	10/00→; +PR 1LT		11.0441-5704.2 250034	ATE
2.3 VR5 Syncro/4motion	110	10/97→11/00	←	3B-X-124108→; → 09/00;		11.0441-5704.2 250034	ATE
2.8 V6	140	09/99→11/00	←	+PR 1LB,1LE,1ZC			
2.8 V6	142	06/97→11/00	←	→ 3B-X-124107; +PR 1LB,1LE,1ZC		11.0441-5704.2 250034	ATE
2.8 V6 4motion	140	09/99→11/00	←				
2.8 V6 Syncro/4motion	142	06/97→11/00	←				
2.5 TDI	110	07/98→11/00	←	10/00→; +PR 1LT		11.0441-5704.2 250034	ATE
			←	08/98→ 09/00; +PR 1LB,1LE,1ZC		11.0441-5704.2 250034	ATE
2.5 TDI Syncro/4motion	110	12/98→11/00	←	10/00→; +PR 1LT		11.0441-5704.2 250034	ATE
			←	→ 09/00; +PR 1LB,1LE,1ZC		11.0441-5704.2 250034	ATE
2.8 V6	132	09/97→09/99	←	3B-X-124108→		11.0441-5704.2 250034	ATE
			←	→ 3B-X-124107		11.0441-5704.2 250034	ATE
<b>Bremsschlauch</b>							
1.6	74	06/97→11/00	←		2	83.7813-0295.3 330799	L= 295
1.8	112	01/00→12/01	→	□ / am Bremssattel		24.1253-0030.3 331126	L= 184 mit Rohrleitung
1.8 T	110	06/97→11/00	→				
1.9 TDI	81	06/97→11/00	→	□ / am Bremssattel		24.1253-0040.3 331127	L= 190 mit Rohrleitung
1.9 TDI	85	08/98→11/00	→				
2.3 VR5	110	06/97→11/00	→		2	24.5237-0183.3 331454	L= 182,4
2.8 V6	132	09/97→09/99	→	am Bremssattel			
2.8 V6	140	09/99→11/00	→		2	24.5243-0190.3 330678	L= 190
2.8 V6	142	06/97→11/00	→				
1.8	85	06/97→11/00	←	→ 09/00	2	83.7813-0295.3 330799	L= 295
1.8	92	06/97→11/00	→	□ / am Bremssattel; → 09/00		24.1253-0030.3 331126	L= 184 mit Rohrleitung
1.9 TDI	66	06/97→11/00	→	□ / am Bremssattel; → 09/00		24.1253-0040.3 331127	L= 190 mit Rohrleitung
			→	→ 09/00	2	24.5237-0183.3 331454	L= 182,4
			→	am Bremssattel; → 09/00	2	24.5243-0190.3 330678	L= 190
1.8 Syncro/4motion	92	06/97→11/00	←	→ 09/00	2	83.7813-0295.3 330799	L= 295
			→	→ 09/00	2	24.5243-0310.3 330755	L= 310
1.9 TDI	74	02/00→11/00	←	10/00→	2	83.7813-0295.3 330799	L= 295
2.0	88	04/00→11/00	→	□ / am Bremssattel; 10/00→		24.1253-0030.3 331126	L= 184 mit Rohrleitung
			→	□ / am Bremssattel; 10/00→		24.1253-0040.3 331127	L= 190 mit Rohrleitung
			→	10/00→	2	24.5237-0183.3 331454	L= 182,4
			→	am Bremssattel; 10/00→	2	24.5243-0190.3 330678	L= 190
1.9 TDI 4motion	85	08/99→11/00	←		2	83.7813-0295.3 330799	L= 295
1.9 TDI Syncro/4motion	81	06/97→11/00	→		2	24.5243-0310.3 330755	L= 310
2.0 4motion	88	04/00→11/00	←	10/00→	2	83.7813-0295.3 330799	L= 295
			→	10/00→	2	24.5243-0310.3 330755	L= 310
2.3 VR5 Syncro/4motion	110	10/97→11/00	←		2	83.7813-0295.3 330799	L= 295
2.5 TDI Syncro/4motion	110	12/98→11/00	→	10/00→	2	24.5142-0290.3 330950	L= 290
2.8 V6 4motion	140	09/99→11/00	→				
2.8 V6 Syncro/4motion	142	06/97→11/00	→	→ 09/00	2	24.5243-0310.3 330755	L= 310
2.5 TDI	110	07/98→11/00	←	08/98→	2	83.7813-0295.3 330799	L= 295
			→	□ / am Bremssattel; 08/98→		24.1253-0030.3 331126	L= 184 mit Rohrleitung
			→	□ / am Bremssattel; 08/98→		24.1253-0040.3 331127	L= 190 mit Rohrleitung
			→	08/98→	2	24.5237-0183.3 331454	L= 182,4
			→	am Bremssattel; 08/98→	2	24.5243-0190.3 330678	L= 190
<b>VW - PASSAT Variant (3B6) 09/00→08/05</b>							
<b>Bremssattel</b>							
1.6	75	11/00→05/05	←	□; → 3B-X-124107; +PR 1LB,1LE,1ZC		24.3571-8521.5 240495	ATE Ø 57 - Halter
1.8 T 20V	110	11/00→05/05	←	□; 3B-X-124108→; +PR 1LB,1LE,1ZC		24.3571-8521.5 240495	ATE Ø 57 - Halter
			←	□; 3B-X-124108→; +PR 1LB,1LE,1ZC		24.3571-8522.5 240496	ATE Ø 57 - Halter
			←	□; → 3B-X-124107; +PR 1LB,1LE,1ZC		24.3571-8522.5 240496	ATE Ø 57 - Halter
			→	□; +PR 1KD,1KE,1KF,1KW		24.3384-1731.5 240818	TRW Ø 38 - Halter






















	kw			 	! #		
<b>VW - PASSAT Variant (3B6) 09/00→08/05</b>							
<b> Bremsattel</b>							
1.6 1.8 T 20V	75 110	11/00→05/05 11/00→05/05	➔	☐; +PR 1KD,1KE,1KF,1KW		24.3384-1732.5 240819	TRW Ø 38 - Halter
1.8 4motion	125	03/01→05/05	➔	☐; +PR 1LB,1LE,1ZC		24.3571-8521.5 240495	ATE Ø 57 - Halter
1.9 TDI 4motion	96	11/00→05/05	➔	☐; +PR 1LB,1LE,1ZC		24.3571-8522.5 240496	ATE Ø 57 - Halter
2.0 4motion	85	11/00→05/05	➔	☐; +PR 1KD;1KF		24.3384-1733.5 240820	TRW Ø 38 - Halter
			➔	☐; +PR 1KD;1KF		24.3384-1734.5 240821	TRW Ø 38 - Halter
			➔	☐; +PR 1KE;1KW		24.3437-1701.7 220761	TRW Ø 43 - Halter
			➔	☐; +PR 1KE;1KW		24.3437-1702.7 220762	TRW Ø 43 - Halter
1.8 T	125	05/02→08/05	➔	☐; → 3B-X-124107; +PR 1LB,1LE,1ZC		24.3571-8521.5 240495	ATE Ø 57 - Halter
			➔	☐; 3B-X-124108→; → 06/05; +PR 1LB,1LE,1ZC		24.3571-8521.5 240495	ATE Ø 57 - Halter
			➔	☐; → 3B-X-124107; +PR 1LB,1LE,1ZC		24.3571-8522.5 240496	ATE Ø 57 - Halter
			➔	☐; 3B-X-124108→; → 06/05; +PR 1LB,1LE,1ZC		24.3571-8522.5 240496	ATE Ø 57 - Halter
			➔	☐; → 06/05; +PR 1KD,1KE,1KF,1KW		24.3384-1731.5 240818	TRW Ø 38 - Halter
			➔	☐; → 06/05; +PR 1KD,1KE,1KF,1KW		24.3384-1732.5 240819	TRW Ø 38 - Halter
1.9 TDI 1.9 TDI	74 96	11/00→05/05 11/00→05/05	➔	☐; +PR 1LB,1LE,1ZC		24.3571-8521.5 240495	ATE Ø 57 - Halter
			➔	☐; +PR 1LB,1LE,1ZC		24.3571-8522.5 240496	ATE Ø 57 - Halter
			➔	☐; +PR 1KD,1KE,1KF,1KW		24.3384-1731.5 240818	TRW Ø 38 - Halter
			➔	☐; +PR 1KD,1KE,1KF,1KW		24.3384-1732.5 240819	TRW Ø 38 - Halter
2.0	85	11/00→05/05	➔	☐; +PR 1LB,1LE,1ZC		24.3571-8521.5 240495	ATE Ø 57 - Halter
			➔	☐; +PR 1LB,1LE,1ZC		24.3571-8522.5 240496	ATE Ø 57 - Halter
2.0	96	11/01→05/05	➔	☐; 05/02→; +PR 1LB,1LE,1ZC		24.3571-8521.5 240495	ATE Ø 57 - Halter
			➔	☐; 05/02→; +PR 1LB,1LE,1ZC		24.3571-8522.5 240496	ATE Ø 57 - Halter
			➔	☐; 05/02→; +PR 1KD,1KE,1KF,1KW		24.3384-1731.5 240818	TRW Ø 38 - Halter
			➔	☐; 05/02→; +PR 1KD,1KE,1KF,1KW		24.3384-1732.5 240819	TRW Ø 38 - Halter
2.0 TDI	100	12/03→05/05	➔	☐; +PR 1LT		11.9571-9835.2 220427	ATE Ø 57 - Halter
			➔	☐; +PR 1LT		11.9571-9836.2 220428	ATE Ø 57 - Halter
			➔	☐; +PR 1LB,1LE,1ZC		24.3571-8521.5 240495	ATE Ø 57 - Halter
			➔	☐; +PR 1LB,1LE,1ZC		24.3571-8522.5 240496	ATE Ø 57 - Halter
			➔	☐; +PR 1KD,1KE,1KF,1KW		24.3384-1731.5 240818	TRW Ø 38 - Halter
			➔	☐; +PR 1KD,1KE,1KF,1KW		24.3384-1732.5 240819	TRW Ø 38 - Halter
2.3 VR5	125	11/00→05/05	➔	☐; +PR 1LT		11.9571-9835.2 220427	ATE Ø 57 - Halter
			➔	☐; +PR 1LT		11.9571-9836.2 220428	ATE Ø 57 - Halter
			➔	☐; → 3B-X-124107; +PR 1LB,1LE,1ZC		24.3571-8521.5 240495	ATE Ø 57 - Halter
			➔	☐; → 3B-X-124107; +PR 1LB,1LE,1ZC		24.3571-8522.5 240496	ATE Ø 57 - Halter
			➔	☐; +PR 1KD,1KE,1KF,1KW		24.3384-1731.5 240818	TRW Ø 38 - Halter
			➔	☐; +PR 1KD,1KE,1KF,1KW		24.3384-1732.5 240819	TRW Ø 38 - Halter
2.3 VR5 4motion 2.8 4motion 2.8 4motion	125 140 142	11/00→05/05 10/00→05/05 11/00→05/05	➔	☐; +PR 1LT		11.9571-9835.2 220427	ATE Ø 57 - Halter
			➔	☐; +PR 1LT		11.9571-9836.2 220428	ATE Ø 57 - Halter
			➔	☐; → 3B-X-124107; +PR 1LB,1LE,1ZC		24.3571-8521.5 240495	ATE Ø 57 - Halter
			➔	☐; → 3B-X-124107; +PR 1LB,1LE,1ZC		24.3571-8522.5 240496	ATE Ø 57 - Halter
			➔	☐; +PR 1KD;1KF		24.3384-1733.5 240820	TRW Ø 38 - Halter
			➔	☐; +PR 1KD;1KF		24.3384-1734.5 240821	TRW Ø 38 - Halter
			➔	☐; +PR 1KE;1KW		24.3437-1701.7 220761	TRW Ø 43 - Halter
			➔	☐; +PR 1KE;1KW		24.3437-1702.7 220762	TRW Ø 43 - Halter
2.5 TDI 2.5 TDI	110 120	11/00→05/05 05/03→05/05	➔	☐; +PR 1LT		11.9571-9835.2 220427	ATE Ø 57 - Halter
			➔	☐; +PR 1LT		11.9571-9836.2 220428	ATE Ø 57 - Halter
			➔	☐; +PR 1KD,1KE,1KF,1KW		24.3384-1731.5 240818	TRW Ø 38 - Halter
			➔	☐; +PR 1KD,1KE,1KF,1KW		24.3384-1732.5 240819	TRW Ø 38 - Halter
2.5 TDI 4motion 2.5 TDI 4motion	110 132	11/00→05/05 01/03→05/05	➔	☐; +PR 1LT		11.9571-9835.2 220427	ATE Ø 57 - Halter
			➔	☐; +PR 1LT		11.9571-9836.2 220428	ATE Ø 57 - Halter
			➔	☐; +PR 1KD;1KF		24.3384-1733.5 240820	TRW Ø 38 - Halter
			➔	☐; +PR 1KD;1KF		24.3384-1734.5 240821	TRW Ø 38 - Halter
↓							

	kW			 	! #			
<b>VW - PASSAT Variant (3B6) 09/00→08/05</b>								
<b>Bremssattel</b>								
2.5 TDI 4motion	110	11/00→05/05	➡	☐; +PR 1KE;1KW		24.3437-1701.7	220761	TRW Ø 43 - Halter
2.5 TDI 4motion	132	01/03→05/05	➡	☐; +PR 1KE;1KW		24.3437-1702.7	220762	TRW Ø 43 - Halter
2.8	142	10/00→08/05	←	☐; → 06/05; +PR 1LT		11.9571-9835.2	220427	ATE Ø 57 - Halter
			←	☐; → 06/05; +PR 1LT		11.9571-9836.2	220428	ATE Ø 57 - Halter
			←	☐; → 3B-X-124107; +PR 1LB,1LE,1ZC		24.3571-8521.5	240495	ATE Ø 57 - Halter
			←	☐; → 3B-X-124107; +PR 1LB,1LE,1ZC		24.3571-8522.5	240496	ATE Ø 57 - Halter
			➡	☐; → 06/05; +PR 1KD,1KE,1KF,1KW		24.3384-1731.5	240818	TRW Ø 38 - Halter
			➡	☐; → 06/05; +PR 1KD,1KE,1KF,1KW		24.3384-1732.5	240819	TRW Ø 38 - Halter
4.0 W8 4motion	202	09/01→09/04	➡	☐; +PR 1KD;1KF		24.3384-1733.5	240820	TRW Ø 38 - Halter
			➡	☐; +PR 1KD;1KF		24.3384-1734.5	240821	TRW Ø 38 - Halter
			➡	☐; +PR 1KE;1KW		24.3437-1701.7	220761	TRW Ø 43 - Halter
			➡	☐; +PR 1KE;1KW		24.3437-1702.7	220762	TRW Ø 43 - Halter
<b>Halter, Bremssattel</b>								
1.6	75	11/00→05/05	←	3B-X-124108→; +PR 1LB,1LE,1ZC	2	11.8170-0306.1	260102	ATE
1.8 T 20V	110	11/00→05/05						
1.8 4motion	125	03/01→05/05	←	+PR 1LB,1LE,1ZC	2	11.8170-0306.1	260102	ATE
1.9 TDI	74	11/00→05/05						
1.9 TDI	96	11/00→05/05						
1.9 TDI 4motion	96	11/00→05/05						
2.0	85	11/00→05/05						
2.0 4motion	85	11/00→05/05						
1.8 T	125	05/02→08/05	←	3B-X-124108→; → 06/05; +PR 1LB,1LE,1ZC	2	11.8170-0306.1	260102	ATE
2.0	96	11/01→05/05	←	05/02→; +PR 1LB,1LE,1ZC	2	11.8170-0306.1	260102	ATE
2.0 TDI	100	12/03→05/05	←	+PR 1LT	2	11.0230-0451.1	260130	ATE
			←	+PR 1LB,1LE,1ZC	2	11.8170-0306.1	260102	ATE
2.3 VR5	125	11/00→05/05	←	+PR 1LT	2	11.0230-0451.1	260130	ATE
2.3 VR5 4motion	125	11/00→05/05						
2.5 TDI	110	11/00→05/05						
2.5 TDI	120	05/03→05/05						
2.5 TDI 4motion	110	11/00→05/05						
2.5 TDI 4motion	132	01/03→05/05						
2.8 4motion	140	10/00→05/05						
2.8 4motion	142	11/00→05/05						
2.8	142	10/00→08/05	←	→ 06/05; +PR 1LT	2	11.0230-0451.1	260130	ATE
<b>Feder, Bremssattel</b>								
1.6	75	11/00→05/05	←	→ 3B-X-124107; +PR 1LB,1LE,1ZC	2	11.8116-0143.1	390513	ATE
1.8 T 20V	110	11/00→05/05						
1.8 4motion	125	03/01→05/05	←	+PR 1LB,1LE,1ZC	2	11.8116-0143.1	390513	ATE
1.9 TDI	74	11/00→05/05						
1.9 TDI	96	11/00→05/05						
1.9 TDI 4motion	96	11/00→05/05						
2.0	85	11/00→05/05						
2.0 4motion	85	11/00→05/05						
1.8 T	125	05/02→08/05	←	→ 3B-X-124107; +PR 1LB,1LE,1ZC	2	11.8116-0143.1	390513	ATE
			←	3B-X-124108→; → 06/05; +PR 1LB,1LE,1ZC	2	11.8116-0143.1	390513	ATE
2.0	96	11/01→05/05	←	05/02→; +PR 1LB,1LE,1ZC	2	11.8116-0143.1	390513	ATE
2.0 TDI	100	12/03→05/05	←	+PR 1LB,1LE,1ZC	2	11.8116-0143.1	390513	ATE
			←	+PR 1LT	2	11.8116-0143.1	390513	ATE
2.3 VR5	125	11/00→05/05	←	→ 3B-X-124107; +PR 1LB,1LE,1ZC	2	11.8116-0143.1	390513	ATE
2.3 VR5 4motion	125	11/00→05/05						
2.8 4motion	140	10/00→05/05	←	+PR 1LT	2	11.8116-0143.1	390513	ATE
2.8 4motion	142	11/00→05/05						
2.5 TDI	110	11/00→05/05	←	+PR 1LT	2	11.8116-0143.1	390513	ATE
2.5 TDI	120	05/03→05/05						
2.5 TDI 4motion	110	11/00→05/05						
2.5 TDI 4motion	132	01/03→05/05						
2.8	142	10/00→08/05	←	→ 06/05; +PR 1LT	2	11.8116-0143.1	390513	ATE
			←	→ 3B-X-124107; +PR 1LB,1LE,1ZC	2	11.8116-0143.1	390513	ATE
4.0 W8 4motion	202	09/01→09/04		+PR 1ZF,1ZG	2	11.8116-0260.1	390597	ATE
<b>Führungshülzensatz, Bremssattel</b>								
1.6	75	11/00→05/05	←	→ 3B-X-124107; +PR 1LB,1LE,1ZC		11.0101-5409.2	260035	ATE
1.8 T 20V	110	11/00→05/05						
↓								

	kw			 	! #		
<b>VW - PASSAT Variant (3B6) 09/00→08/05</b>							
<b>Führungshülzensatz, Bremsattel</b>							
1.6 1.8 T 20V	75 110	11/00→05/05 11/00→05/05	←	3B-X-124108→; +PR 1LB,1LE,1ZC		11.0101-5409.2 260035	ATE
1.8 4motion 1.9 TDI 1.9 TDI 1.9 TDI 4motion 2.0 2.0 4motion	125 74 96 96 85 85	03/01→05/05 11/00→05/05 11/00→05/05 11/00→05/05 11/00→05/05 11/00→05/05	←	+PR 1LB,1LE,1ZC		11.0101-5409.2 260035	ATE
1.8 T	125	05/02→08/05	←	3B-X-124108→; → 06/05; +PR 1LB,1LE,1ZC		11.0101-5409.2 260035	ATE
			←	→ 3B-X-124107; +PR 1LB,1LE,1ZC		11.0101-5409.2 260035	ATE
2.0	96	11/01→05/05	←	05/02→; +PR 1LB,1LE,1ZC		11.0101-5409.2 260035	ATE
2.0 TDI	100	12/03→05/05	←	+PR 1LB,1LE,1ZC		11.0101-5409.2 260035	ATE
			←	+PR 1LT		11.0101-5409.2 260035	ATE
2.3 VR5 2.3 VR5 4motion 2.8 4motion 2.8 4motion	125 125 140 142	11/00→05/05 11/00→05/05 10/00→05/05 11/00→05/05	←	→ 3B-X-124107; +PR 1LB,1LE,1ZC		11.0101-5409.2 260035	ATE
			←	+PR 1LT		11.0101-5409.2 260035	ATE
2.5 TDI 2.5 TDI 2.5 TDI 4motion 2.5 TDI 4motion	110 120 110 132	11/00→05/05 05/03→05/05 11/00→05/05 01/03→05/05	←	+PR 1LT		11.0101-5409.2 260035	ATE
2.8	142	10/00→08/05	←	→ 06/05; +PR 1LT		11.0101-5409.2 260035	ATE
			←	→ 3B-X-124107; +PR 1LB,1LE,1ZC		11.0101-5409.2 260035	ATE
<b>Führungsbolzen, Bremsattel</b>							
1.6 1.8 T 20V	75 110	11/00→05/05 11/00→05/05	←	→ 3B-X-124107; +PR 1LB,1LE,1ZC		11.8171-0008.1 990049	ATE
			←	3B-X-124108→; +PR 1LB,1LE,1ZC		11.8171-0008.1 990049	ATE
1.8 4motion 1.9 TDI 1.9 TDI 1.9 TDI 4motion 2.0 2.0 4motion	125 74 96 96 85 85	03/01→05/05 11/00→05/05 11/00→05/05 11/00→05/05 11/00→05/05 11/00→05/05	←	+PR 1LB,1LE,1ZC		11.8171-0008.1 990049	ATE
1.8 T	125	05/02→08/05	←	3B-X-124108→; → 06/05; +PR 1LB,1LE,1ZC		11.8171-0008.1 990049	ATE
			←	→ 3B-X-124107; +PR 1LB,1LE,1ZC		11.8171-0008.1 990049	ATE
2.0	96	11/01→05/05	←	05/02→; +PR 1LB,1LE,1ZC		11.8171-0008.1 990049	ATE
2.0 TDI	100	12/03→05/05	←	+PR 1LT		11.8171-0008.1 990049	ATE
			←	+PR 1LB,1LE,1ZC		11.8171-0008.1 990049	ATE
2.3 VR5 2.3 VR5 4motion 2.8 4motion 2.8 4motion	125 125 140 142	11/00→05/05 11/00→05/05 10/00→05/05 11/00→05/05	←	→ 3B-X-124107; +PR 1LB,1LE,1ZC		11.8171-0008.1 990049	ATE
				+PR 1LT		11.8171-0008.1 990049	ATE
2.5 TDI 2.5 TDI 2.5 TDI 4motion 2.5 TDI 4motion	110 120 110 132	11/00→05/05 05/03→05/05 11/00→05/05 01/03→05/05		+PR 1LT		11.8171-0008.1 990049	ATE
2.8	142	10/00→08/05		→ 06/05; +PR 1LT		11.8171-0008.1 990049	ATE
			←	→ 3B-X-124107; +PR 1LB,1LE,1ZC		11.8171-0008.1 990049	ATE
4.0 W8 4motion	202	09/01→09/04		+PR 1ZF,1ZG		11.8171-0008.1 990049	ATE
<b>Dichtungssatz, Bremsattel</b>							
1.6 1.8 T 20V	75 110	11/00→05/05 11/00→05/05	←	→ 3B-X-124107; +PR 1LB,1LE,1ZC		11.0441-5704.2 250034	ATE
			←	3B-X-124108→; +PR 1LB,1LE,1ZC		11.0441-5704.2 250034	ATE
1.8 4motion 1.9 TDI 1.9 TDI 1.9 TDI 4motion 2.0 2.0 4motion	125 74 96 96 85 85	03/01→05/05 11/00→05/05 11/00→05/05 11/00→05/05 11/00→05/05 11/00→05/05	←	+PR 1LB,1LE,1ZC		11.0441-5704.2 250034	ATE
1.8 T	125	05/02→08/05	←	3B-X-124108→; → 06/05; +PR 1LB,1LE,1ZC		11.0441-5704.2 250034	ATE
			←	→ 3B-X-124107; +PR 1LB,1LE,1ZC		11.0441-5704.2 250034	ATE
2.0	96	11/01→05/05	←	05/02→; +PR 1LB,1LE,1ZC		11.0441-5704.2 250034	ATE
2.0 TDI	100	12/03→05/05	←	+PR 1LB,1LE,1ZC		11.0441-5704.2 250034	ATE
			←	+PR 1LT		11.0441-5704.2 250034	ATE
2.3 VR5 2.3 VR5 4motion 2.8 4motion	125 125 140	11/00→05/05 11/00→05/05 10/00→05/05	←	→ 3B-X-124107; +PR 1LB,1LE,1ZC		11.0441-5704.2 250034	ATE
			←	+PR 1LT		11.0441-5704.2 250034	ATE









	kw			 	! #		
<b>VW - PASSAT Variant (3B6) 09/00→08/05</b>							
<b>Dichtungssatz, Bremsattel</b>							
2.8 4motion	142	11/00→05/05	←	→ 3B-X-124107; +PR 1LB,1LE,1ZC		11.0441-5704.2 250034	ATE
			←	+PR 1LT		11.0441-5704.2 250034	ATE
2.5 TDI	110	11/00→05/05	←	+PR 1LT		11.0441-5704.2 250034	ATE
2.5 TDI	120	05/03→05/05					
2.5 TDI 4motion	110	11/00→05/05					
2.5 TDI 4motion	132	01/03→05/05					
2.8	142	10/00→08/05	←	→ 06/05; +PR 1LT		11.0441-5704.2 250034	ATE
			←	→ 3B-X-124107; +PR 1LB,1LE,1ZC		11.0441-5704.2 250034	ATE
<b> Bremschlauch</b>							
1.6	75	11/00→05/05	←		2	83.7813-0295.3 330799	L= 295
1.8 T 20V	110	11/00→05/05	→	am Bremsattel		24.1253-0030.3 331126	L= 184 mit Rohrleitung
1.9 TDI	74	11/00→05/05	→	am Bremsattel		24.1253-0040.3 331127	L= 190 mit Rohrleitung
1.9 TDI	96	11/00→05/05	→				
2.0	85	11/00→05/05	→				
2.0 TDI	100	12/03→05/05	→		2	24.5237-0183.3 331454	L= 182,4
2.3 VR5	125	11/00→05/05	→	am Bremsattel	2	24.5243-0190.3 330678	L= 190
2.5 TDI	110	11/00→05/05					
2.5 TDI	120	05/03→05/05					
1.8 4motion	125	03/01→05/05	←		2	83.7813-0295.3 330799	L= 295
1.9 TDI 4motion	96	11/00→05/05	→		2	24.5243-0310.3 330755	L= 310
2.0 4motion	85	11/00→05/05					
1.8 T	125	05/02→08/05	←	→ 06/05	2	83.7813-0295.3 330799	L= 295
2.8	142	10/00→08/05	→	am Bremsattel; → 06/05		24.1253-0030.3 331126	L= 184 mit Rohrleitung
			→	am Bremsattel; → 06/05		24.1253-0040.3 331127	L= 190 mit Rohrleitung
			→	→ 06/05	2	24.5237-0183.3 331454	L= 182,4
			→	am Bremsattel; → 06/05	2	24.5243-0190.3 330678	L= 190
2.0	96	11/01→05/05	←	05/02→	2	83.7813-0295.3 330799	L= 295
			→	am Bremsattel; 05/02→		24.1253-0030.3 331126	L= 184 mit Rohrleitung
			→	am Bremsattel; 05/02→		24.1253-0040.3 331127	L= 190 mit Rohrleitung
			→	05/02→	2	24.5237-0183.3 331454	L= 182,4
			→	am Bremsattel; 05/02→	2	24.5243-0190.3 330678	L= 190
2.3 VR5 4motion	125	11/00→05/05	←		2	83.7813-0295.3 330799	L= 295
2.5 TDI 4motion	110	11/00→05/05	→				
2.5 TDI 4motion	132	01/03→05/05	→		2	24.5142-0290.3 330950	L= 290
2.8 4motion	140	10/00→05/05					
2.8 4motion	142	11/00→05/05					
4.0 W8 4motion	202	09/01→09/04	←		2	24.5237-0360.3 331212	L= 360
<b>VW - PASSAT Variant (3C5) 08/05→11/11</b>							
<b> Bremsattel</b>							
1.4 TSI	90	05/07→11/10	←	am; 10/07→ 07/10; +PR 1LJ,1LH,1ZG,1ZM		11.9541-9553.2 220563	ATE Ø 54 - Halter
1.8 TSI	118	05/07→10/11	←	am; 10/07→ 07/10; +PR 1LJ,1LH,1ZG,1ZM		11.9541-9554.2 220564	ATE Ø 54 - Halter
			←	am; 10/07→ 07/10; +PR 1LK,1LM		24.3576-9995.5 240962	ATE Ø 57 - Halter
			←	am; 10/07→ 07/10; +PR 1LK,1LM		24.3576-9996.5 240963	ATE Ø 57 - Halter
			→	am; 10/07→ 07/10; +PR 1KU		24.6238-1705.7 220939	TRW Ø 38 - Halter + eFSB
			→	am; 10/07→ 07/10; +PR 1KU		24.6238-1706.7 220940	TRW Ø 38 - Halter + eFSB
			→	am; 10/07→ 07/10; +PR 1KW		24.6241-1709.7 221021	TRW Ø 41 + EMot / - Halter + FSB
			→	am; 10/07→ 07/10; +PR 1KW		24.6241-1710.7 221022	TRW Ø 41 + EMot / - Halter + FSB
			→	am; 10/07→ 07/10; +PR 2EA,2EL		24.6241-1711.5 240713	TRW Ø 41 + EMot / - Halter + FSB
			→	am; 10/07→ 07/10; +PR 2EA,2EL		24.6241-1712.5 240714	TRW Ø 41 + EMot / - Halter + FSB
1.4 TSI EcoFuel	110	01/09→11/10	←	am; → 07/10; +PR 1LJ,1LH,1ZG,1ZM		11.9541-9553.2 220563	ATE Ø 54 - Halter
1.6 TDI	77	08/09→11/10					
1.8 TSI	112	11/09→11/10	←	am; → 07/10; +PR 1LJ,1LH,1ZG,1ZM		11.9541-9554.2 220564	ATE Ø 54 - Halter
2.0 BlueTDI	105	01/09→11/10	←	am; → 07/10; +PR 1LK,1LM		24.3576-9995.5 240962	ATE Ø 57 - Halter
2.0 TDI	81	11/08→11/10					
2.0 TDI 4motion	125	05/09→11/10	←	am; → 07/10; +PR 1LK,1LM		24.3576-9996.5 240963	ATE Ø 57 - Halter
			→	am; → 07/10; +PR 1KU		24.6238-1705.7 220939	TRW Ø 38 - Halter + eFSB
			→	am; → 07/10; +PR 1KU		24.6238-1706.7 220940	TRW Ø 38 - Halter + eFSB
↓							



	kw			 	! #			
<b>VW - PASSAT Variant (3C5) 08/05→11/11</b>								
<b> Bremsattel</b>								
1.4 TSI EcoFuel	110	01/09→11/10	➡	☐; → 07/10; +PR 1KW		24.6241-1709.7	221021	TRW Ø 41 + EMot / - Halter + FSB
1.6 TDI	77	08/09→11/10						
1.8 TSI	112	11/09→11/10						
2.0 BlueTDI	105	01/09→11/10	➡	☐; → 07/10; +PR 1KW		24.6241-1710.7	221022	TRW Ø 41 + EMot / - Halter + FSB
2.0 TDI	81	11/08→11/10						
2.0 TDI 4motion	125	05/09→11/10	➡	☐; → 07/10; +PR 2EA,2EL		24.6241-1711.5	240713	TRW Ø 41 + EMot / - Halter + FSB
			➡	☐; → 07/10; +PR 2EA,2EL		24.6241-1712.5	240714	TRW Ø 41 + EMot / - Halter + FSB
1.6	75	08/05→11/10	⬅	☐; → 07/10; +PR 1LJ,1LH,1ZG,1ZM		11.9541-9553.2	220563	ATE Ø 54 - Halter
2.0 FSI	110	08/05→11/10						
2.0 FSI	147	08/05→11/10	⬅	☐; → 07/10; +PR 1LJ,1LH,1ZG,1ZM		11.9541-9554.2	220564	ATE Ø 54 - Halter
2.0 FSI 4motion	110	09/05→11/10	⬅	☐; → 07/10; +PR 1LK,1LM		24.3576-9995.5	240962	ATE Ø 57 - Halter
2.0 TDI	100	08/05→11/10						
2.0 TDI	125	08/05→11/10	⬅	☐; → 07/10; +PR 1LK,1LM		24.3576-9996.5	240963	ATE Ø 57 - Halter
2.0 TDI 16V	103	08/05→11/10	➡	☐; → 04/07; +PR 1KU		24.6238-1701.7	220819	TRW Ø 38 - Halter + eFSB
3.2 FSI 4motion	184	11/05→11/10	➡	☐; → 04/07; +PR 1KU		24.6238-1702.7	220820	TRW Ø 38 - Halter + eFSB
3.6 R36 4motion	220	04/07→11/10	➡	☐; 05/07→ 07/10; +PR 1KU		24.6238-1705.7	220939	TRW Ø 38 - Halter + eFSB
			➡	☐; 05/07→ 07/10; +PR 1KU		24.6238-1706.7	220940	TRW Ø 38 - Halter + eFSB
			➡	☐; → 04/07; +PR 2EA,2EL		24.6241-1705.7	220941	TRW Ø 41 + EMot / - Halter + FSB
			➡	☐; → 04/07; +PR 2EA,2EL		24.6241-1706.7	220942	TRW Ø 41 + EMot / - Halter + FSB
			➡	☐; → 07/10; +PR 1KW		24.6241-1709.7	221021	TRW Ø 41 + EMot / - Halter + FSB
			➡	☐; → 07/10; +PR 1KW		24.6241-1710.7	221022	TRW Ø 41 + EMot / - Halter + FSB
			➡	☐; 05/07→ 07/10; +PR 2EA,2EL		24.6241-1711.5	240713	TRW Ø 41 + EMot / - Halter + FSB
			➡	☐; 05/07→ 07/10; +PR 2EA,2EL		24.6241-1712.5	240714	TRW Ø 41 + EMot / - Halter + FSB
1.6 FSI	85	08/05→06/08	⬅	☐; +PR 1LJ,1LH,1ZG,1ZM		11.9541-9553.2	220563	ATE Ø 54 - Halter
2.0 TDI	103	08/05→05/09	⬅	☐; +PR 1LJ,1LH,1ZG,1ZM		11.9541-9554.2	220564	ATE Ø 54 - Halter
2.0 TDI	120	08/05→05/09	⬅	☐; +PR 1LK,1LM		24.3576-9995.5	240962	ATE Ø 57 - Halter
			⬅	☐; +PR 1LK,1LM		24.3576-9996.5	240963	ATE Ø 57 - Halter
			➡	☐; → 04/07; +PR 1KU		24.6238-1701.7	220819	TRW Ø 38 - Halter + eFSB
			➡	☐; → 04/07; +PR 1KU		24.6238-1702.7	220820	TRW Ø 38 - Halter + eFSB
			➡	☐; 05/07→; +PR 1KU		24.6238-1705.7	220939	TRW Ø 38 - Halter + eFSB
			➡	☐; 05/07→; +PR 1KU		24.6238-1706.7	220940	TRW Ø 38 - Halter + eFSB
			➡	☐; → 04/07; +PR 2EA,2EL		24.6241-1705.7	220941	TRW Ø 41 + EMot / - Halter + FSB
			➡	☐; → 04/07; +PR 2EA,2EL		24.6241-1706.7	220942	TRW Ø 41 + EMot / - Halter + FSB
			➡	☐; +PR 1KW		24.6241-1709.7	221021	TRW Ø 41 + EMot / - Halter + FSB
			➡	☐; +PR 1KW		24.6241-1710.7	221022	TRW Ø 41 + EMot / - Halter + FSB
			➡	☐; 05/07→; +PR 2EA,2EL		24.6241-1711.5	240713	TRW Ø 41 + EMot / - Halter + FSB
			➡	☐; 05/07→; +PR 2EA,2EL		24.6241-1712.5	240714	TRW Ø 41 + EMot / - Halter + FSB
1.9 TDI	77	08/05→11/10	⬅	☐; +PR 1LJ,1LH,1ZG,1ZM		11.9541-9553.2	220563	ATE Ø 54 - Halter
			⬅	☐; +PR 1LJ,1LH,1ZG,1ZM		11.9541-9554.2	220564	ATE Ø 54 - Halter
			⬅	☐; → 07/10; +PR 1LK,1LM		24.3576-9995.5	240962	ATE Ø 57 - Halter
			⬅	☐; → 07/10; +PR 1LK,1LM		24.3576-9996.5	240963	ATE Ø 57 - Halter
			➡	☐; → 04/07; +PR 1KU		24.6238-1701.7	220819	TRW Ø 38 - Halter + eFSB
			➡	☐; → 04/07; +PR 1KU		24.6238-1702.7	220820	TRW Ø 38 - Halter + eFSB
			➡	☐; 05/07→; +PR 1KU		24.6238-1705.7	220939	TRW Ø 38 - Halter + eFSB
			➡	☐; 05/07→; +PR 1KU		24.6238-1706.7	220940	TRW Ø 38 - Halter + eFSB
			➡	☐; → 04/07; +PR 2EA,2EL		24.6241-1705.7	220941	TRW Ø 41 + EMot / - Halter + FSB
			➡	☐; → 04/07; +PR 2EA,2EL		24.6241-1706.7	220942	TRW Ø 41 + EMot / - Halter + FSB
			➡	☐; +PR 1KW		24.6241-1709.7	221021	TRW Ø 41 + EMot / - Halter + FSB

↓



	kw			 	! #		
<b>VW - PASSAT Variant (3C5) 08/05→11/11</b>							
<b> Bremsattel</b>							
1.9 TDI	77	08/05→11/10	➔	☐; +PR 1KW	24.6241-1710.7	221022	TRW Ø 41 + EMot / - Halter + FSB
			➔	☐; 05/07→; +PR 2EA,2EL	24.6241-1711.5	240713	TRW Ø 41 + EMot / - Halter + FSB
			➔	☐; 05/07→; +PR 2EA,2EL	24.6241-1712.5	240714	TRW Ø 41 + EMot / - Halter + FSB
2.0 TDI	88	11/05→05/07	←	☐; +PR 1LJ,1LH,1ZG,1ZM	11.9541-9553.2	220563	ATE Ø 54 - Halter
			←	☐; +PR 1LJ,1LH,1ZG,1ZM	11.9541-9554.2	220564	ATE Ø 54 - Halter
			←	☐; +PR 1LK,1LM	24.3576-9995.5	240962	ATE Ø 57 - Halter
			←	☐; +PR 1LK,1LM	24.3576-9996.5	240963	ATE Ø 57 - Halter
			➔	☐; → 04/07; +PR 1KU	24.6238-1701.7	220819	TRW Ø 38 - Halter + eFSB
			➔	☐; → 04/07; +PR 1KU	24.6238-1702.7	220820	TRW Ø 38 - Halter + eFSB
			➔	☐; 05/07→; +PR 1KU	24.6238-1705.7	220939	TRW Ø 38 - Halter + eFSB
			➔	☐; 05/07→; +PR 1KU	24.6238-1706.7	220940	TRW Ø 38 - Halter + eFSB
			➔	☐; → 04/07; +PR 2EA,2EL	24.6241-1705.7	220941	TRW Ø 41 + EMot / - Halter + FSB
			➔	☐; → 04/07; +PR 2EA,2EL	24.6241-1706.7	220942	TRW Ø 41 + EMot / - Halter + FSB
			➔	☐; +PR 1KW	24.6241-1709.7	221021	TRW Ø 41 + EMot / - Halter + FSB
			➔	☐; +PR 1KW	24.6241-1710.7	221022	TRW Ø 41 + EMot / - Halter + FSB
			➔	☐; +PR 2EA,2EL	24.6241-1711.5	240713	TRW Ø 41 + EMot / - Halter + FSB
			➔	☐; +PR 2EA,2EL	24.6241-1712.5	240714	TRW Ø 41 + EMot / - Halter + FSB
			2.0 TDI	90	08/05→02/06	←	☐; +PR 1LJ,1LH,1ZG,1ZM
←	☐; +PR 1LJ,1LH,1ZG,1ZM	11.9541-9554.2				220564	ATE Ø 54 - Halter
←	☐; +PR 1LK,1LM	24.3576-9995.5				240962	ATE Ø 57 - Halter
←	☐; +PR 1LK,1LM	24.3576-9996.5				240963	ATE Ø 57 - Halter
➔	☐; +PR 1KU	24.6238-1701.7				220819	TRW Ø 38 - Halter + eFSB
➔	☐; +PR 1KU	24.6238-1702.7				220820	TRW Ø 38 - Halter + eFSB
➔	☐; +PR 2EA,2EL	24.6241-1705.7				220941	TRW Ø 41 + EMot / - Halter + FSB
➔	☐; +PR 2EA,2EL	24.6241-1706.7				220942	TRW Ø 41 + EMot / - Halter + FSB
➔	☐; +PR 1KW	24.6241-1709.7				221021	TRW Ø 41 + EMot / - Halter + FSB
➔	☐; +PR 1KW	24.6241-1710.7				221022	TRW Ø 41 + EMot / - Halter + FSB
2.0 TDI 16V 4motion	103	08/05→11/10	←	☐; 09/05→ 07/10; +PR 1LJ,1LH,1ZG,1ZM	11.9541-9553.2	220563	ATE Ø 54 - Halter
			←	☐; 09/05→ 07/10; +PR 1LJ,1LH,1ZG,1ZM	11.9541-9554.2	220564	ATE Ø 54 - Halter
			←	☐; 09/05→ 07/10; +PR 1LK,1LM	24.3576-9995.5	240962	ATE Ø 57 - Halter
			←	☐; 09/05→ 07/10; +PR 1LK,1LM	24.3576-9996.5	240963	ATE Ø 57 - Halter
			➔	☐; 09/05→ 04/07; +PR 1KU	24.6238-1701.7	220819	TRW Ø 38 - Halter + eFSB
			➔	☐; 09/05→ 04/07; +PR 1KU	24.6238-1702.7	220820	TRW Ø 38 - Halter + eFSB
			➔	☐; 05/07→ 07/10; +PR 1KU	24.6238-1705.7	220939	TRW Ø 38 - Halter + eFSB
			➔	☐; 05/07→ 07/10; +PR 1KU	24.6238-1706.7	220940	TRW Ø 38 - Halter + eFSB
			➔	☐; 09/05→ 04/07; +PR 2EA,2EL	24.6241-1705.7	220941	TRW Ø 41 + EMot / - Halter + FSB
			➔	☐; 09/05→ 04/07; +PR 2EA,2EL	24.6241-1706.7	220942	TRW Ø 41 + EMot / - Halter + FSB
			➔	☐; 09/05→ 07/10; +PR 1KW	24.6241-1709.7	221021	TRW Ø 41 + EMot / - Halter + FSB
			➔	☐; 09/05→ 07/10; +PR 1KW	24.6241-1710.7	221022	TRW Ø 41 + EMot / - Halter + FSB
2.0 TDI 4motion	103	08/05→05/09	←	☐; 09/05→; +PR 1LJ,1LH,1ZG,1ZM	11.9541-9553.2	220563	ATE Ø 54 - Halter
			↓				



**VW - PASSAT Variant (3C5) 08/05→11/11**

**Bremssattel**








2.0 TDI 4motion	103	08/05→05/09	←	☐; 09/05→; +PR 1LJ,1LH,1ZG,1ZM	11.9541-9554.2	220564	ATE Ø 54 - Halter
			←	☐; 09/05→; +PR 1LK,1LM	24.3576-9995.5	240962	ATE Ø 57 - Halter
			←	☐; 09/05→; +PR 1LK,1LM	24.3576-9996.5	240963	ATE Ø 57 - Halter
			→	☐; 09/05→ 04/07; +PR 1KU	24.6238-1701.7	220819	TRW Ø 38 - Halter + eFSB
			→	☐; 09/05→ 04/07; +PR 1KU	24.6238-1702.7	220820	TRW Ø 38 - Halter + eFSB
			→	☐; 05/07→; +PR 1KU	24.6238-1705.7	220939	TRW Ø 38 - Halter + eFSB
			→	☐; 05/07→; +PR 1KU	24.6238-1706.7	220940	TRW Ø 38 - Halter + eFSB
			→	☐; 09/05→ 04/07; +PR 2EA,2EL	24.6241-1705.7	220941	TRW Ø 41 + EMot / - Halter + FSB
			→	☐; 09/05→ 04/07; +PR 2EA,2EL	24.6241-1706.7	220942	TRW Ø 41 + EMot / - Halter + FSB
			→	☐; 09/05→; +PR 1KW	24.6241-1709.7	221021	TRW Ø 41 + EMot / - Halter + FSB
			→	☐; 09/05→; +PR 1KW	24.6241-1710.7	221022	TRW Ø 41 + EMot / - Halter + FSB
			→	☐; 05/07→; +PR 2EA,2EL	24.6241-1711.5	240713	TRW Ø 41 + EMot / - Halter + FSB
			→	☐; 05/07→; +PR 2EA,2EL	24.6241-1712.5	240714	TRW Ø 41 + EMot / - Halter + FSB

**Halter, Bremssattel**











1.4 TSI	90	05/07→11/10	←	10/07→ 07/10; +PR 1LK,1LM	11.0230-0663.1	260131	ATE
1.8 TSI	118	05/07→10/11	←	10/07→ 07/10; +PR 1LJ,1LH,1ZG,1ZM	11.0230-0783.1	260133	ATE
1.4 TSI EcoFuel	110	01/09→11/10	←	→ 07/10; +PR 1LK,1LM	11.0230-0663.1	260131	ATE
1.6	75	08/05→11/10	←	→ 07/10; +PR 1LJ,1LH,1ZG,1ZM	11.0230-0783.1	260133	ATE
1.6 TDI	77	08/09→11/10	←	→ 07/10; +PR 1LJ,1LH,1ZG,1ZM	11.0230-0783.1	260133	ATE
1.8 TSI	112	11/09→11/10					
2.0 BlueTDI	105	01/09→11/10					
2.0 FSI	110	08/05→11/10					
2.0 FSI	147	08/05→11/10					
2.0 FSI 4motion	110	09/05→11/10					
2.0 TDI	81	11/08→11/10					
2.0 TDI	100	08/05→11/10					
2.0 TDI	125	08/05→11/10					
2.0 TDI 16V	103	08/05→11/10					
2.0 TDI 4motion	125	05/09→11/10					
3.2 FSI 4motion	184	11/05→11/10					
3.6 R36 4motion	220	04/07→11/10					
1.6 FSI	85	08/05→06/08	←	+PR 1LK,1LM	11.0230-0663.1	260131	ATE
1.9 TDI	77	08/05→11/10	←	+PR 1LJ,1LH,1ZG,1ZM	11.0230-0783.1	260133	ATE
2.0 TDI	88	11/05→05/07	←	+PR 1LJ,1LH,1ZG,1ZM	11.0230-0783.1	260133	ATE
2.0 TDI	90	08/05→02/06					
2.0 TDI	103	08/05→05/09					
2.0 TDI	120	08/05→05/09					
2.0 TDI 16V 4motion	103	08/05→11/10	←	09/05→ 07/10; +PR 1LK,1LM	11.0230-0663.1	260131	ATE
			←	09/05→ 07/10; +PR 1LJ,1LH,1ZG,1ZM	11.0230-0783.1	260133	ATE
2.0 TDI 4motion	103	08/05→05/09	←	09/05→; +PR 1LK,1LM	11.0230-0663.1	260131	ATE
			←	09/05→; +PR 1LJ,1LH,1ZG,1ZM	11.0230-0783.1	260133	ATE









**Feder, Bremssattel**

1.4 TSI	90	05/07→11/10	←	10/07→ 07/10; +PR 1LJ,1LH,1ZG,1ZM	2	11.8116-0351.1	390538	ATE
1.8 TSI	118	05/07→10/11	←	10/07→ 07/10; +PR 1LK,1LM	2	11.8116-0410.2	390589	ATE
1.4 TSI EcoFuel	110	01/09→11/10	←	→ 07/10; +PR 1LJ,1LH,1ZG,1ZM	2	11.8116-0351.1	390538	ATE
1.6	75	08/05→11/10	←	→ 07/10; +PR 1LK,1LM	2	11.8116-0410.2	390589	ATE
1.6 TDI	77	08/09→11/10	←	→ 07/10; +PR 1LK,1LM	2	11.8116-0410.2	390589	ATE
1.8 TSI	112	11/09→11/10						
2.0 BlueTDI	105	01/09→11/10						
2.0 FSI	110	08/05→11/10						
2.0 FSI	147	08/05→11/10						
2.0 FSI 4motion	110	09/05→11/10						
2.0 TDI	81	11/08→11/10						
2.0 TDI	100	08/05→11/10						
2.0 TDI	125	08/05→11/10						
2.0 TDI 16V	103	08/05→11/10						
2.0 TDI 4motion	125	05/09→11/10						
3.2 FSI 4motion	184	11/05→11/10						
3.6 R36 4motion	220	04/07→11/10						
1.6 FSI	85	08/05→06/08	←	+PR 1LJ,1LH,1ZG,1ZM	2	11.8116-0351.1	390538	ATE
1.9 TDI	77	08/05→11/10	←	+PR 1LK,1LM	2	11.8116-0410.2	390589	ATE
2.0 TDI	88	11/05→05/07	←	+PR 1LK,1LM	2	11.8116-0410.2	390589	ATE
2.0 TDI	90	08/05→02/06						

	kw			 	! #		
<b>VW - PASSAT Variant (3C5) 08/05→11/11</b>							
<b>Feder, Bremssattel</b>							
2.0 TDI	103	08/05→05/09	←	+PR 1LJ,1LH,1ZG,1ZM	2	11.8116-0351.1 390538	ATE
2.0 TDI	120	08/05→05/09	←	+PR 1LK,1LM	2	11.8116-0410.2 390589	ATE
2.0 TDI 16V 4motion	103	08/05→11/10	←	09/05→ 07/10; +PR 1LJ,1LH,1ZG,1ZM	2	11.8116-0351.1 390538	ATE
			←	09/05→ 07/10; +PR 1LK,1LM	2	11.8116-0410.2 390589	ATE
2.0 TDI 4motion	103	08/05→05/09	←	09/05→; +PR 1LJ,1LH,1ZG,1ZM	2	11.8116-0351.1 390538	ATE
			←	09/05→; +PR 1LK,1LM	2	11.8116-0410.2 390589	ATE
<b>Führungshülzensatz, Bremssattel</b>							
1.4 TSI	90	05/07→11/10	←	10/07→ 07/10; +PR 1LJ,1LH,1ZG,1ZM		11.0101-5409.2 260035	ATE
1.8 TSI	118	05/07→10/11	←	10/07→ 07/10; +PR 1LK,1LM		11.0101-5409.2 260035	ATE
1.4 TSI EcoFuel	110	01/09→11/10	←	→ 07/10; +PR 1LJ,1LH,1ZG,1ZM		11.0101-5409.2 260035	ATE
1.6	75	08/05→11/10	←	→ 07/10; +PR 1LK,1LM		11.0101-5409.2 260035	ATE
1.6 TDI	77	08/09→11/10					
1.8 TSI	112	11/09→11/10					
2.0 BlueTDI	105	01/09→11/10					
2.0 FSI	110	08/05→11/10					
2.0 FSI	147	08/05→11/10					
2.0 FSI 4motion	110	09/05→11/10					
2.0 TDI	81	11/08→11/10					
2.0 TDI	100	08/05→11/10					
2.0 TDI	125	08/05→11/10					
2.0 TDI 16V	103	08/05→11/10					
2.0 TDI 4motion	125	05/09→11/10					
3.2 FSI 4motion	184	11/05→11/10					
3.6 R36 4motion	220	04/07→11/10					
1.6 FSI	85	08/05→06/08	←	+PR 1LK,1LM		11.0101-5409.2 260035	ATE
1.9 TDI	77	08/05→11/10	←	+PR 1LJ,1LH,1ZG,1ZM		11.0101-5409.2 260035	ATE
2.0 TDI	88	11/05→05/07					
2.0 TDI	90	08/05→02/06					
2.0 TDI	103	08/05→05/09					
2.0 TDI	120	08/05→05/09					
2.0 TDI 16V 4motion	103	08/05→11/10	←	09/05→ 07/10; +PR 1LJ,1LH,1ZG,1ZM		11.0101-5409.2 260035	ATE
			←	09/05→ 07/10; +PR 1LK,1LM		11.0101-5409.2 260035	ATE
2.0 TDI 4motion	103	08/05→05/09	←	09/05→; +PR 1LJ,1LH,1ZG,1ZM		11.0101-5409.2 260035	ATE
			←	09/05→; +PR 1LK,1LM		11.0101-5409.2 260035	ATE
<b>Führungsbolzen, Bremssattel</b>							
1.4 TSI	90	05/07→11/10		10/07→ 07/10; +PR 1LK,1LM		11.8171-0008.1 990049	ATE
1.8 TSI	118	05/07→10/11		10/07→ 07/10; +PR 1LJ,1LH,1ZG,1ZM		11.8171-0008.1 990049	ATE
1.4 TSI EcoFuel	110	01/09→11/10		→ 07/10; +PR 1LK,1LM		11.8171-0008.1 990049	ATE
1.6	75	08/05→11/10		→ 07/10; +PR 1LJ,1LH,1ZG,1ZM		11.8171-0008.1 990049	ATE
1.6 TDI	77	08/09→11/10					
1.8 TSI	112	11/09→11/10					
2.0 BlueTDI	105	01/09→11/10					
2.0 FSI	110	08/05→11/10					
2.0 FSI	147	08/05→11/10					
2.0 FSI 4motion	110	09/05→11/10					
2.0 TDI	81	11/08→11/10					
2.0 TDI	100	08/05→11/10					
2.0 TDI	125	08/05→11/10					
2.0 TDI 16V	103	08/05→11/10					
2.0 TDI 4motion	125	05/09→11/10					
3.2 FSI 4motion	184	11/05→11/10					
3.6 R36 4motion	220	04/07→11/10					
1.6 FSI	85	08/05→06/08		+PR 1LJ,1LH,1ZG,1ZM		11.8171-0008.1 990049	ATE
1.9 TDI	77	08/05→11/10		+PR 1LK,1LM		11.8171-0008.1 990049	ATE
2.0 TDI	88	11/05→05/07					
2.0 TDI	90	08/05→02/06					
2.0 TDI	103	08/05→05/09					
2.0 TDI	120	08/05→05/09					
2.0 TDI 16V 4motion	103	08/05→11/10		09/05→ 07/10; +PR 1LK,1LM		11.8171-0008.1 990049	ATE
				09/05→ 07/10; +PR 1LJ,1LH,1ZG,1ZM		11.8171-0008.1 990049	ATE
2.0 TDI 4motion	103	08/05→05/09		09/05→; +PR 1LJ,1LH,1ZG,1ZM		11.8171-0008.1 990049	ATE
				09/05→; +PR 1LK,1LM		11.8171-0008.1 990049	ATE
<b>Bremsschlauch</b>							
1.4 TSI	90	05/07→11/10	←	10/07→ 07/10; +PR 1LJ,1LH,1ZG	2	83.7247-0603.3 330899	L= 603
			←	10/07→ 07/10; +PR 1LK	2	83.7249-0536.3 330900	L= 536
			→	10/07→ 07/10	2	24.5204-0233.3 331430	L= 233
1.4 TSI EcoFuel	110	01/09→11/10	←	→ 07/10; +PR 1LJ,1LH,1ZG	2	83.7247-0603.3 330899	L= 603
↓							



	kW			 	! #		
<b>VW - PASSAT Variant (3C5) 08/05→11/11</b>							
 <b>Bremsschlauch</b>							
1.4 TSI EcoFuel	110	01/09→11/10	←	→ 07/10; +PR 1LK	2	83.7249-0536.3 330900	L= 536
			→	+PR 1KW	2	24.5143-0257.3 331167	L= 257
			→	→ 07/10; +PR 1KU,2EA	2	24.5204-0233.3 331430	L= 233
1.6	75	08/05→11/10	←	→ 07/10; +PR 1LJ;1LH;1ZG	2	83.7247-0603.3 330899	L= 603
2.0 BlueTDI	105	01/09→11/10	←	→ 07/10; +PR 1LK	2	83.7249-0536.3 330900	L= 536
2.0 FSI	110	08/05→11/10	→	→ 07/10	2	24.5204-0233.3 331430	L= 233
2.0 FSI 4motion	147	08/05→11/10					
2.0 TDI	110	09/05→11/10					
2.0 TDI	100	08/05→11/10					
2.0 TDI	125	08/05→11/10					
3.2 FSI 4motion	184	11/05→11/10					
1.6 FSI	85	08/05→06/08	←	+PR 1LJ;1LH;1ZG	2	83.7247-0603.3 330899	L= 603
1.9 TDI	77	08/05→11/10	←	+PR 1LK	2	83.7249-0536.3 330900	L= 536
2.0 TDI	90	08/05→02/06	→		2	24.5204-0233.3 331430	L= 233
2.0 TDI	103	08/05→05/09					
2.0 TDI	120	08/05→05/09					
1.6 TDI	77	08/09→11/10	←	→ 07/10; +PR 1LJ,1LH,1ZG	2	83.7247-0603.3 330899	L= 603
1.8 TSI	112	11/09→11/10	←	→ 07/10; +PR 1LK	2	83.7249-0536.3 330900	L= 536
2.0 TDI	81	11/08→11/10	→	→ 07/10	2	24.5204-0233.3 331430	L= 233
2.0 TDI 16V	103	08/05→11/10					
2.0 TDI 4motion	125	05/09→11/10					
1.8 TSI	118	05/07→10/11	←	10/07→ 07/10; +PR 1LJ;1LH;1ZG	2	83.7247-0603.3 330899	L= 603
			←	10/07→ 07/10; +PR 1LK	2	83.7249-0536.3 330900	L= 536
			→	10/07→ 07/10	2	24.5204-0233.3 331430	L= 233
2.0 TDI	88	11/05→05/07	←	+PR 1LJ,1LH,1ZG	2	83.7247-0603.3 330899	L= 603
			←	+PR 1LK	2	83.7249-0536.3 330900	L= 536
			→		2	24.5204-0233.3 331430	L= 233
2.0 TDI 16V 4motion	103	08/05→11/10	←	09/05→ 07/10; +PR 1LJ;1LH;1ZG	2	83.7247-0603.3 330899	L= 603
			←	09/05→ 07/10; +PR 1LK	2	83.7249-0536.3 330900	L= 536
			→	09/05→ 07/10	2	24.5204-0233.3 331430	L= 233
2.0 TDI 4motion	103	08/05→05/09	←	09/05→; +PR 1LJ;1LH;1ZG	2	83.7247-0603.3 330899	L= 603
			←	09/05→; +PR 1LK	2	83.7249-0536.3 330900	L= 536
			→	09/05→	2	24.5204-0233.3 331430	L= 233
3.6 R36 4motion	220	04/07→11/10	←	→ 07/10; +PR 1LJ;1LH;1ZG	2	83.7247-0603.3 330899	L= 603
			→	→ 07/10	2	24.5204-0233.3 331430	L= 233
<b>VW - PASSAT Variant (3G5) 08/14→</b>							
 <b>Bremssattel</b>							
1.4 GTE Hybrid	115	06/15→	←	☐; +PR 1LA		24.3601-1727.5 240786	TRW Ø 60 - Halter
1.4 TSI	92	11/14→	←	☐; +PR 1LA		24.3601-1728.5 240787	TRW Ø 60 - Halter
1.4 TSI	110	11/14→					
1.4 TSI 4motion	110	02/15→					
1.8 TSI	132	02/15→					
2.0 TDI	110	11/14→					
2.0 TDI	135	07/15→					
2.0 TDI	140	11/14→					
2.0 TDI 4motion	110	02/15→					
2.0 TDI 4motion	140	11/14→					
2.0 TSI 4motion	206	05/15→					
1.6 TDI	88	08/14→	←	☐; 11/14→; +PR 1LA		24.3601-1727.5 240786	TRW Ø 60 - Halter
2.0 TDI 4motion	176	08/14→	←	☐; 11/14→; +PR 1LA		24.3601-1728.5 240787	TRW Ø 60 - Halter
2.0 TSI	162	02/15→	←	☐; 05/15→; +PR 1LA		24.3601-1727.5 240786	TRW Ø 60 - Halter
			←	☐; 05/15→; +PR 1LA		24.3601-1728.5 240787	TRW Ø 60 - Halter
<b>VW - PASSAT Variant (365) 08/10→12/14</b>							
 <b>Bremssattel</b>							
1.4 TSI	90	08/10→12/14	←	☐; → 10/14; +PR 1ZM,1ZG		11.9541-9553.2 220563	ATE Ø 54 - Halter
1.4 TSI	118	11/12→12/14	←	☐; → 10/14; +PR 1ZM,1ZG		11.9541-9554.2 220564	ATE Ø 54 - Halter
1.4 TSI EcoFuel	110	08/10→12/14	←	☐; → 10/14; +PR 1LA,1LB		24.3601-1727.5 240786	TRW Ø 60 - Halter
1.4 TSI MultiFuel	118	11/10→12/14	←	☐; → 10/14; +PR 1LA,1LB		24.3601-1728.5 240787	TRW Ø 60 - Halter
1.6 TDI	77	08/10→12/14	→	☐; → 10/14; +PR 1KW		24.6241-1709.7 221021	TRW Ø 41 + EMot / - Halter + FSB
1.8 TSI	112	02/11→12/14	→	☐; → 10/14; +PR 1KW		24.6241-1710.7 221022	TRW Ø 41 + EMot / - Halter + FSB
1.8 TSI	118	08/10→12/14					
2.0 TDI	100	08/10→12/14					
2.0 TDI	103	08/10→12/14					
2.0 TDI	125	08/10→12/14					
2.0 TDI	130	12/12→12/14					
2.0 TDI 4motion	103	08/10→12/14					
↓							

	kW			 	! #		
<b>VW - PASSAT Variant (365) 08/10→12/14</b>							
<b> Bremssattel</b>							
2.0 TDI 4motion 2.0 TSI 3.6 FSI 4motion	130 155 220	01/13→12/14 11/10→12/14 01/11→12/14	➔	☐; → 10/14; +PR 2EA		24.6241-1711.5 240713	TRW Ø 41 + EMot / - Halter + FSB
			➔	☐; → 10/14; +PR 2EA		24.6241-1712.5 240714	TRW Ø 41 + EMot / - Halter + FSB
2.0 TDI 4motion	125	08/10→01/13	➔	☐; +PR 1ZM,1ZG		11.9541-9553.2 220563	ATE Ø 54 - Halter
			➔	☐; +PR 1ZM,1ZG		11.9541-9554.2 220564	ATE Ø 54 - Halter
			➔	☐; +PR 1LA,1LB		24.3601-1727.5 240786	TRW Ø 60 - Halter
			➔	☐; +PR 1LA,1LB		24.3601-1728.5 240787	TRW Ø 60 - Halter
			➔	☐; +PR 1KW		24.6241-1709.7 221021	TRW Ø 41 + EMot / - Halter + FSB
			➔	☐; +PR 1KW		24.6241-1710.7 221022	TRW Ø 41 + EMot / - Halter + FSB
			➔	☐; +PR 2EA		24.6241-1711.5 240713	TRW Ø 41 + EMot / - Halter + FSB
			➔	☐; +PR 2EA		24.6241-1712.5 240714	TRW Ø 41 + EMot / - Halter + FSB
<b>Halter, Bremssattel</b>							
1.4 TSI 1.4 TSI 1.4 TSI EcoFuel 1.4 TSI MultiFuel 1.6 TDI 1.8 TSI 1.8 TSI 2.0 TDI 2.0 TDI 2.0 TDI 2.0 TDI 2.0 TDI 4motion 2.0 TDI 4motion 2.0 TSI 3.6 FSI 4motion	90 118 110 118 77 112 118 100 103 125 130 103 130 155 220	08/10→12/14 11/12→12/14 08/10→12/14 11/10→12/14 08/10→12/14 02/11→12/14 08/10→12/14 08/10→12/14 08/10→12/14 08/10→12/14 12/12→12/14 08/10→12/14 01/13→12/14 11/10→12/14 01/11→12/14	➔	→ 10/14; +PR 1ZM,1ZG	2	11.0230-0131.1 260129	ATE
2.0 TDI 4motion	125	08/10→01/13	➔	+PR 1ZM,1ZG	2	11.0230-0131.1 260129	ATE
<b>Feder, Bremssattel</b>							
1.4 TSI 1.4 TSI 1.4 TSI EcoFuel 1.4 TSI MultiFuel 1.6 TDI 1.8 TSI 1.8 TSI 2.0 TDI 2.0 TDI 2.0 TDI 2.0 TDI 2.0 TDI 4motion 2.0 TDI 4motion 2.0 TSI 3.6 FSI 4motion	90 118 110 118 77 112 118 100 103 125 130 103 130 155 220	08/10→12/14 11/12→12/14 08/10→12/14 11/10→12/14 08/10→12/14 02/11→12/14 08/10→12/14 08/10→12/14 08/10→12/14 08/10→12/14 12/12→12/14 08/10→12/14 01/13→12/14 11/10→12/14 01/11→12/14		→ 10/14; +PR 1ZM,1ZG	2	11.8116-0351.1 390538	ATE
2.0 TDI 4motion	125	08/10→01/13		+PR 1ZM,1ZG	2	11.8116-0351.1 390538	ATE
<b>Führungshülzensatz, Bremssattel</b>							
1.4 TSI 1.4 TSI 1.4 TSI EcoFuel 1.4 TSI MultiFuel 1.6 TDI 1.8 TSI 1.8 TSI 2.0 TDI 2.0 TDI 2.0 TDI 2.0 TDI 2.0 TDI 4motion 2.0 TDI 4motion 2.0 TSI 3.6 FSI 4motion	90 118 110 118 77 112 118 100 103 125 130 103 130 155 220	08/10→12/14 11/12→12/14 08/10→12/14 11/10→12/14 08/10→12/14 02/11→12/14 08/10→12/14 08/10→12/14 08/10→12/14 08/10→12/14 12/12→12/14 08/10→12/14 01/13→12/14 11/10→12/14 01/11→12/14	➔	→ 10/14; +PR 1ZM,1ZG		11.0101-5409.2 260035	ATE
2.0 TDI 4motion	125	08/10→01/13	➔	+PR 1ZM,1ZG		11.0101-5409.2 260035	ATE
<b>Führungsbolzen, Bremssattel</b>							
1.4 TSI 1.4 TSI 1.4 TSI EcoFuel 1.4 TSI MultiFuel	90 118 110 118	08/10→12/14 11/12→12/14 08/10→12/14 11/10→12/14		→ 10/14; +PR 1ZM,1ZG		11.8171-0008.1 990049	ATE
↓							



### VW - PASSAT Variant (365) 08/10→12/14

#### Führungsbolzen, Bremsattel

1.6 TDI	77	08/10→12/14		→ 10/14; +PR 1ZM,1ZG		11.8171-0008.1	990049	ATE
1.8 TSI	112	02/11→12/14						
1.8 TSI	118	08/10→12/14						
2.0 TDI	100	08/10→12/14						
2.0 TDI	103	08/10→12/14						
2.0 TDI	125	08/10→12/14						
2.0 TDI	130	12/12→12/14						
2.0 TDI 4motion	103	08/10→12/14						
2.0 TDI 4motion	130	01/13→12/14						
2.0 TSI	155	11/10→12/14						
3.6 FSI 4motion	220	01/11→12/14						
2.0 TDI 4motion	125	08/10→01/13		+PR 1ZM,1ZG		11.8171-0008.1	990049	ATE

#### Bremsschlauch

1.4 TSI	90	08/10→12/14	➡	→ 10/14; +PR 1KW	2	24.5143-0257.3	331167	L= 257
1.4 TSI	118	11/12→12/14						
1.4 TSI EcoFuel	110	08/10→12/14	➡	→ 10/14; +PR 2EA	2	24.5204-0233.3	331430	L= 233
1.4 TSI MultiFuel	118	11/10→12/14						
1.6 TDI	77	08/10→12/14						
1.8 TSI	112	02/11→12/14						
1.8 TSI	118	08/10→12/14						
2.0 TDI	100	08/10→12/14						
2.0 TDI	103	08/10→12/14						
2.0 TDI	125	08/10→12/14						
2.0 TDI	130	12/12→12/14						
2.0 TDI 4motion	103	08/10→12/14						
2.0 TDI 4motion	130	01/13→12/14						
2.0 TSI	155	11/10→12/14						
3.6 FSI 4motion	220	01/11→12/14						
2.0 TDI 4motion	125	08/10→01/13	➡	+PR 1KW	2	24.5143-0257.3	331167	L= 257
			➡	+PR 2EA	2	24.5204-0233.3	331430	L= 233

### VW - PHAETON (3D1, 3D2, 3D3, 3D4, 3D6, 3D7, 3D8, 3D9) 04/02→03/16

#### Feder, Bremsattel









3.0 V6 TDI 4motion	165	09/04→05/07		+PR 1ZK;1ZL	2	11.8116-0347.2	390535	ATE
3.0 V6 TDI 4motion	176	11/08→03/16						
3.0 V6 TDI 4motion	180	11/13→03/16						
3.2 V6	177	04/02→05/05						
4.2 V8 4motion	246	05/03→03/16						
5.0 V10 TDI 4motion	230	11/02→10/06						
6.0 W12 4motion	309	04/02→12/05						
6.0 W12 4motion	331	05/05→03/16						
3.0 V6 TDI 4motion	171	06/07→11/08		04/08→; +PR 1ZK;1ZL	2	11.8116-0347.2	390535	ATE
3.2 V6 4motion	177	02/04→11/08		+PR 1ZK,1ZL	2	11.8116-0347.2	390535	ATE
3.6 V6 4motion	206	11/08→03/16						

#### Führungsbolzen, Bremsattel

3.0 V6 TDI 4motion	165	09/04→05/07		+PR 1ZK;1ZL		11.8171-0067.1	250153	ATE
3.0 V6 TDI 4motion	176	11/08→03/16						
3.0 V6 TDI 4motion	180	11/13→03/16						
3.2 V6	177	04/02→05/05						
4.2 V8 4motion	246	05/03→03/16						
5.0 V10 TDI 4motion	230	11/02→10/06						
6.0 W12 4motion	309	04/02→12/05						
6.0 W12 4motion	331	05/05→03/16						
3.0 V6 TDI 4motion	171	06/07→11/08		04/08→; +PR 1ZK;1ZL		11.8171-0067.1	250153	ATE
3.2 V6 4motion	177	02/04→11/08		+PR 1ZK,1ZL		11.8171-0067.1	250153	ATE
3.6 V6 4motion	206	11/08→03/16						








#### Bremsschlauch



































3.0 V6 TDI 4motion	165	09/04→05/07	←		2	83.7849-0419.3	331114	L= 422
3.0 V6 TDI 4motion	176	11/08→03/16				83.7849-0145.3	331106	L= 145
3.0 V6 TDI 4motion	180	11/13→03/16	➡	☐				
3.2 V6	177	04/02→05/05	➡	☐		83.7858-0165.3	331107	L= 165
3.2 V6 4motion	177	02/04→11/08						
3.6 V6 4motion	206	11/08→03/16						
4.2 V8 4motion	246	05/03→03/16						
5.0 V10 TDI 4motion	230	11/02→10/06						
6.0 W12 4motion	309	04/02→12/05						
6.0 W12 4motion	331	05/05→03/16						
3.0 V6 TDI 4motion	171	06/07→11/08	←	04/08→	2	83.7849-0419.3	331114	L= 422
			➡	☐; 04/08→		83.7849-0145.3	331106	L= 145
			➡	☐; 04/08→		83.7858-0165.3	331107	L= 165










	kw			 	! #		
<b>VW - POLO (6N1) 10/94→10/99</b>							
<b> Bremssattel</b>							
1.7 SDI	42	04/97→10/99	←	☐; 05/97→		24.3481-1735.5 240283	ATE Ø 48 - Halter
			←	☐; 05/97→		24.3481-1736.5 240284	ATE Ø 48 - Halter
100 1.4 16V	74	04/96→10/99	←	☐		24.3541-1779.5 240249	TRW Ø 54 - Halter
			←	☐		24.3541-1780.5 240250	TRW Ø 54 - Halter
			→	☐; 10/99→		24.3344-1711.5 240894	TRW Ø 34 - Halter
			→	☐; 10/99→		24.3344-1712.5 240895	TRW Ø 34 - Halter
			→	☐; 10/99→		24.3344-1712.7 220540	TRW Ø 34 - Halter
			→	☐; → 09/99		24.3384-1737.5 240301	TRW Ø 38 - Halter
			→	☐; → 09/99		24.3384-1738.5 240302	TRW Ø 38 - Halter
120 1.6 16V GTI	88	09/98→10/99	→	☐; 10/99→		24.3344-1711.5 240894	TRW Ø 34 - Halter
			→	☐; 10/99→		24.3344-1712.5 240895	TRW Ø 34 - Halter
			→	☐; 10/99→		24.3344-1712.7 220540	TRW Ø 34 - Halter
			→	☐; → 09/99		24.3384-1737.5 240301	TRW Ø 38 - Halter
			→	☐; → 09/99		24.3384-1738.5 240302	TRW Ø 38 - Halter
45 1.0	33	10/94→09/96	←	☐; 6N-TY140001→		24.3481-1735.5 240283	ATE Ø 48 - Halter
55 1.3	40	10/94→07/95	←	☐; 6N-TW082001→		24.3481-1735.5 240283	ATE Ø 48 - Halter
55 1.4	40	08/95→10/99	←	☐; 6N-TW082001→		24.3481-1735.5 240283	ATE Ø 48 - Halter
60 1.4	44	07/95→10/99	←	☐; 6N-TY140001→		24.3481-1736.5 240284	ATE Ø 48 - Halter
64 1.9 D	47	10/94→10/99	←	☐; 6N-TW082001→		24.3481-1736.5 240284	ATE Ø 48 - Halter
64 1.9 SDI	47	07/96→10/99	←	☐; 6N-TW082001→		24.3481-1736.5 240284	ATE Ø 48 - Halter
75 1.6 4motion	55	08/95→10/99	←	☐; 6N-SY087411→ 6N-TY140000		24.3481-1749.5 240281	ATE Ø 48 - Halter
			←	☐; 6N-SW008501→ 6N-TW082000		24.3481-1749.5 240281	ATE Ø 48 - Halter
			←	☐; 6N-SY087411→ 6N-TY140000		24.3481-1750.5 240282	ATE Ø 48 - Halter
			←	☐; 6N-SW008501→ 6N-TW082000		24.3481-1750.5 240282	ATE Ø 48 - Halter
50 1.0	37	09/96→10/99	←	☐		24.3481-1735.5 240283	ATE Ø 48 - Halter
60 1.7 SDI	44	08/97→10/99	←	☐		24.3481-1736.5 240284	ATE Ø 48 - Halter
75 1.6	55	10/94→10/99	←	☐; 6N-TW082001→; → 09/99		24.3481-1735.5 240283	ATE Ø 48 - Halter
			←	☐; 6N-TY140001→; → 09/99		24.3481-1735.5 240283	ATE Ø 48 - Halter
			←	☐; 6N-TW082001→; → 09/99		24.3481-1736.5 240284	ATE Ø 48 - Halter
			←	☐; 6N-TY140001→; → 09/99		24.3481-1736.5 240284	ATE Ø 48 - Halter
			←	☐; 6N-SW008501→ 6N-TW082000		24.3481-1749.5 240281	ATE Ø 48 - Halter
			←	☐; 6N-SY087411→ 6N-TY140000		24.3481-1749.5 240281	ATE Ø 48 - Halter
			←	☐; 6N-SY087411→ 6N-TY140000		24.3481-1750.5 240282	ATE Ø 48 - Halter
			←	☐; 6N-SW008501→ 6N-TW082000		24.3481-1750.5 240282	ATE Ø 48 - Halter
<b>Führungshülzensatz, Bremssattel</b>							
1.7 SDI	42	04/97→10/99	←	05/97→		11.0101-4801.2 260006	ATE
						24.0102-4801.2 260085	ATE
100 1.4 16V	74	04/96→10/99	←			11.0101-5403.2 260010	TRW
120 1.6 16V GTI	88	09/98→10/99	←				
45 1.0	33	10/94→09/96	←	6N-TW082001→		11.0101-4801.2 260006	ATE
55 1.3	40	10/94→07/95	←			24.0102-4801.2 260085	ATE
64 1.9 D	47	10/94→10/99	←			11.0101-4801.2 260006	ATE
64 1.9 SDI	47	07/96→10/99	←	6N-SY087411→ 6N-TY140000		11.0101-4801.2 260006	ATE
75 1.6 4motion	55	08/95→10/99	←			24.0102-4801.2 260085	ATE
			←	6N-SW008501→ 6N-TW082000		11.0101-4801.2 260006	ATE
			←			24.0102-4801.2 260085	ATE
			←	6N-TY140001→		11.0101-4801.2 260006	ATE
			←			24.0102-4801.2 260085	ATE
			←	→ 6N-SY087410		11.0101-4803.2 260008	ATE
			←			24.0102-4803.2 260086	ATE
			←	→ 6N-SW008500		11.0101-4803.2 260008	ATE
			←			24.0102-4803.2 260086	ATE
50 1.0	37	09/96→10/99	←			11.0101-4801.2 260006	ATE
60 1.7 SDI	44	08/97→10/99	←			24.0102-4801.2 260085	ATE
55 1.4	40	08/95→10/99	←	6N-SY087411→ 6N-TY140000		11.0101-4801.2 260006	ATE
60 1.4	44	07/95→10/99	←			24.0102-4801.2 260085	ATE
			←	6N-TW082001→		11.0101-4801.2 260006	ATE
			←			24.0102-4801.2 260085	ATE
			←	6N-SW008501→ 6N-TW082000		11.0101-4801.2 260006	ATE







































































	kw			 	! #		
<b>VW - POLO (6N1) 10/94→10/99</b>							
<b>Führungshülzensatz, Bremsattel</b>							
55 1.4 60 1.4	40 44	08/95→10/99 07/95→10/99	←	6N-SW008501→ 6N-TW082000		24.0102-4801.2 260085	ATE
			←	6N-TY140001→		11.0101-4801.2 260006	ATE
						24.0102-4801.2 260085	ATE
75 1.6	55	10/94→10/99	←	6N-SY087411→ 6N-TY140000		11.0101-4801.2 260006	ATE
						24.0102-4801.2 260085	ATE
			←	6N-TW082001→; → 09/99		11.0101-4801.2 260006	ATE
						24.0102-4801.2 260085	ATE
			←	6N-SW008501→ 6N-TW082000		11.0101-4801.2 260006	ATE
						24.0102-4801.2 260085	ATE
			←	6N-TY140001→; → 09/99		11.0101-4801.2 260006	ATE
						24.0102-4801.2 260085	ATE
			←	→ 6N-SY087410		11.0101-4803.2 260008	ATE
						24.0102-4803.2 260086	ATE
			←	→ 6N-SW008500		11.0101-4803.2 260008	ATE
						24.0102-4803.2 260086	ATE
<b>Dichtungssatz, Bremsattel</b>							
1.7 SDI	42	04/97→10/99	←	05/97→		11.0441-4808.2 250022	ATE
45 1.0 55 1.3 64 1.9 D 64 1.9 SDI 75 1.6 4motion	33 40 47 47 55	10/94→09/96 10/94→07/95 10/94→10/99 07/96→10/99 08/95→10/99		6N-TW082001→ 6N-SW008501→ 6N-TW082000 → 6N-SW008500 → 6N-SY087410		11.0441-4808.2 250022 11.0441-4808.2 250022 11.0441-4808.2 250022 11.0441-4808.2 250022	ATE ATE ATE ATE
			←	6N-TY140001→		11.0441-4808.2 250022	ATE
			←	6N-SY087411→ 6N-TY140000		11.0441-4808.2 250022	ATE
50 1.0 60 1.7 SDI	37 44	09/96→10/99 08/97→10/99	←			11.0441-4808.2 250022	ATE
55 1.4 60 1.4	40 44	08/95→10/99 07/95→10/99		6N-TW082001→ 6N-SW008501→ 6N-TW082000		11.0441-4808.2 250022 11.0441-4808.2 250022	ATE ATE
			←	6N-TY140001→		11.0441-4808.2 250022	ATE
			←	6N-SY087411→ 6N-TY140000		11.0441-4808.2 250022	ATE
75 1.6	55	10/94→10/99		→ 6N-SW008500		11.0441-4808.2 250022	ATE
						11.0441-4808.2 250022	ATE
				6N-SW008501→ 6N-TW082000		11.0441-4808.2 250022	ATE
				6N-TW082001→; → 09/99		11.0441-4808.2 250022	ATE
			←	→ 6N-SY087410		11.0441-4808.2 250022	ATE
			←	6N-TY140001→; → 09/99		11.0441-4808.2 250022	ATE
			←	6N-SY087411→ 6N-TY140000		11.0441-4808.2 250022	ATE
<b>Bremsschlauch</b>							
1.7 SDI	42	04/97→10/99	←	05/97→	2	24.5147-0385.3 331427	L= 384
			→	05/97→ 09/99	2	24.5230-0143.3 330402	L= 143
			→	10/99→	2	83.7858-0140.3 330837	L= 140
100 1.4 16V	74	04/96→10/99	←		2	24.5143-0439.3 331411	L= 439
			→	→ 09/99	2	24.5170-0161.3 331308	L= 161
			→		2	24.5230-0143.3 330402	L= 143
			→	10/99→	2	83.7858-0140.3 330837	L= 140
120 1.6 16V GTI	88	09/98→10/99	←		2	24.5147-0385.3 331427	L= 384
			→	→ 09/99	2	24.5170-0161.3 331308	L= 161
45 1.0 55 1.3 75 1.6 4motion	33 40 55	10/94→09/96 10/94→07/95 08/95→10/99	←		2	24.5147-0385.3 331427	L= 384
			→		2	24.5230-0143.3 330402	L= 143
50 1.0 55 1.4 60 1.4	37 40 44	09/96→10/99 08/95→10/99 07/95→10/99	←		2	24.5147-0385.3 331427	L= 384
			→	→ 09/99	2	24.5230-0143.3 330402	L= 143
60 1.7 SDI 64 1.9 D 64 1.9 SDI	44 47 47	08/97→10/99 10/94→10/99 07/96→10/99	→	10/99→	2	83.7858-0140.3 330837	L= 140
75 1.6	55	10/94→10/99	←	→ 09/99	2	24.5147-0385.3 331427	L= 384
			→	→ 09/99	2	24.5230-0143.3 330402	L= 143

	kw			 	! #		
<b>VW - POLO (6N2) 10/99→10/01</b>							
<b> Bremssattel</b>							
1.0 1.7 SDI	37 44	10/99→09/01 10/99→09/01	← 		24.3481-1735.5	240283	ATE Ø 48 - Halter
			← 		24.3481-1736.5	240284	ATE Ø 48 - Halter
1.4 1.4 1.9 D 1.9 SDI	40 44 47 47	10/99→09/01 10/99→09/01 10/99→09/01 10/99→09/01	← 	6N-TY140001→	24.3481-1735.5	240283	ATE Ø 48 - Halter
			← 	6N-TW082001→	24.3481-1735.5	240283	ATE Ø 48 - Halter
			← 	6N-TY140001→	24.3481-1736.5	240284	ATE Ø 48 - Halter
			← 	6N-TW082001→	24.3481-1736.5	240284	ATE Ø 48 - Halter
			← 	6N-SY087411→ 6N-TY140000	24.3481-1749.5	240281	ATE Ø 48 - Halter
			← 	6N-SW008501→ 6N-TW082000	24.3481-1749.5	240281	ATE Ø 48 - Halter
			← 	6N-SY087411→ 6N-TY140000	24.3481-1750.5	240282	ATE Ø 48 - Halter
			← 	6N-SW008501→ 6N-TW082000	24.3481-1750.5	240282	ATE Ø 48 - Halter
1.4 16V	55	10/99→09/01	← 	- ABS	24.3481-1735.5	240283	ATE Ø 48 - Halter
			← 	- ABS	24.3481-1736.5	240284	ATE Ø 48 - Halter
			← 	+ ABS	24.3541-1779.5	240249	TRW Ø 54 - Halter
			← 	+ ABS	24.3541-1780.5	240250	TRW Ø 54 - Halter
			→ 	+ ABS	24.3344-1711.5	240894	TRW Ø 34 - Halter
			→ 	+ ABS	24.3344-1712.5	240895	TRW Ø 34 - Halter
					24.3344-1712.7	220540	TRW Ø 34 - Halter
1.4 16V	74	10/99→09/01	← 		24.3541-1779.5	240249	TRW Ø 54 - Halter
			← 		24.3541-1780.5	240250	TRW Ø 54 - Halter
			→ 		24.3344-1711.5	240894	TRW Ø 34 - Halter
			→ 		24.3344-1712.5	240895	TRW Ø 34 - Halter
					24.3344-1712.7	220540	TRW Ø 34 - Halter
1.4 TDI	55	10/99→09/01	← 		24.3541-1779.5	240249	TRW Ø 54 - Halter
			← 		24.3541-1780.5	240250	TRW Ø 54 - Halter
			→ 	+ ABS	24.3344-1711.5	240894	TRW Ø 34 - Halter
			→ 	+ ABS	24.3344-1712.5	240895	TRW Ø 34 - Halter
					24.3344-1712.7	220540	TRW Ø 34 - Halter
1.6 16V GTI	92	10/99→09/01	→ 		24.3344-1711.5	240894	TRW Ø 34 - Halter
			→ 		24.3344-1712.5	240895	TRW Ø 34 - Halter
					24.3344-1712.7	220540	TRW Ø 34 - Halter
<b>Führungshülzensatz, Bremssattel</b>							
1.0 1.7 SDI	37 44	10/99→09/01 10/99→09/01	←		11.0101-4801.2	260006	ATE
					24.0102-4801.2	260085	ATE
1.4 1.4	40 44	10/99→09/01 10/99→09/01	←	6N-SY087411→ 6N-TY140000	11.0101-4801.2	260006	ATE
					24.0102-4801.2	260085	ATE
			←	6N-TW082001→	11.0101-4801.2	260006	ATE
					24.0102-4801.2	260085	ATE
			←	6N-SW008501→ 6N-TW082000	11.0101-4801.2	260006	ATE
					24.0102-4801.2	260085	ATE
			←	6N-TY140001→	11.0101-4801.2	260006	ATE
					24.0102-4801.2	260085	ATE
1.4 16V	55	10/99→09/01	←	- ABS	11.0101-4801.2	260006	ATE
					24.0102-4801.2	260085	ATE
			←	+ ABS	11.0101-5403.2	260010	TRW
1.4 16V 1.4 TDI 1.6 16V GTI	74 55 92	10/99→09/01 10/99→09/01 10/99→09/01	←		11.0101-5403.2	260010	TRW
1.9 D 1.9 SDI	47 47	10/99→09/01 10/99→09/01	←	6N-TW082001→	11.0101-4801.2	260006	ATE
					24.0102-4801.2	260085	ATE
			←	6N-SY087411→ 6N-TY140000	11.0101-4801.2	260006	ATE
					24.0102-4801.2	260085	ATE
			←	6N-TY140001→	11.0101-4801.2	260006	ATE
					24.0102-4801.2	260085	ATE
			←	6N-SW008501→ 6N-TW082000	11.0101-4801.2	260006	ATE
					24.0102-4801.2	260085	ATE
			←	→ 6N-SY087410	11.0101-4803.2	260008	ATE
					24.0102-4803.2	260086	ATE
↓							



























































	kw			 	! #		
<b>VW - POLO (6N2) 10/99→10/01</b>							
<b>Führungshülzensatz, Bremsattel</b>							
1.9 D	47	10/99→09/01	←	→ 6N-SW008500		11.0101-4803.2 260008	ATE
1.9 SDI	47	10/99→09/01				24.0102-4803.2 260086	ATE
<b>Dichtungssatz, Bremsattel</b>							
1.0	37	10/99→09/01	←			11.0441-4808.2 250022	ATE
1.7 SDI	44	10/99→09/01					
1.4	40	10/99→09/01		6N-TW082001→		11.0441-4808.2 250022	ATE
1.4	44	10/99→09/01		6N-SW008501→ 6N-TW082000		11.0441-4808.2 250022	ATE
			←	6N-TY140001→		11.0441-4808.2 250022	ATE
			←	6N-SY087411→ 6N-TY140000		11.0441-4808.2 250022	ATE
1.4 16V	55	10/99→09/01	←	- ABS		11.0441-4808.2 250022	ATE
1.9 D	47	10/99→09/01		6N-TW082001→		11.0441-4808.2 250022	ATE
1.9 SDI	47	10/99→09/01		6N-SW008501→ 6N-TW082000		11.0441-4808.2 250022	ATE
				→ 6N-SW008500		11.0441-4808.2 250022	ATE
			←	→ 6N-SY087410		11.0441-4808.2 250022	ATE
			←	6N-TY140001→		11.0441-4808.2 250022	ATE
			←	6N-SY087411→ 6N-TY140000		11.0441-4808.2 250022	ATE
<b> Bremschlauch</b>							
1.0	37	10/99→09/01	←		2	24.5147-0385.3 331427	L= 384
1.4	40	10/99→09/01					
1.4	44	10/99→09/01	→		2	83.7858-0140.3 330837	L= 140
1.7 SDI	44	10/99→09/01					
1.9 D	47	10/99→09/01					
1.9 SDI	47	10/99→09/01					
1.4 16V	55	10/99→09/01	←		2	24.5147-0385.3 331427	L= 384
1.4 TDI	55	10/99→09/01	→	- ABS	2	83.7858-0140.3 330837	L= 140
1.4 16V	74	10/99→09/01	←		2	24.5143-0439.3 331411	L= 439
						24.5147-0385.3 331427	L= 384
			→		2	83.7858-0140.3 330837	L= 140
1.6 16V GTI	92	10/99→09/01	←		2	24.5147-0385.3 331427	L= 384
<b>VW - POLO (6R1, 6C1) 03/09→</b>							
<b> Bremsattel</b>							
1.0	44	01/14→	←	☐; +PR 1ZG,1LR,1ZJ		11.9541-9549.2 220575	ATE Ø 54 - Halter
1.0	55	01/14→					
1.0 TSI	70	11/14→	←	☐; +PR 1ZG,1LR,1ZJ		11.9541-9550.2 220576	ATE Ø 54 - Halter
1.0 TSI	81	11/14→					
1.4 TDI	55	03/14→	←	☐; +PR 1LN,1ZC		11.9541-9553.2 220563	ATE Ø 54 - Halter
1.4 TDI	66	02/14→	←	☐; +PR 1LN,1ZC		11.9541-9554.2 220564	ATE Ø 54 - Halter
1.4 TDI	77	05/14→	→	☐; +PR 1KK,1KT,2EJ		24.3387-1735.5 240657	TRW Ø 38 - Halter
1.4 TSI	110	05/14→	→	☐; +PR 1KK,1KT,2EJ		24.3387-1736.5 240658	TRW Ø 38 - Halter
1.2	44	06/09→	←	☐; +PR 1ZG,1LR,1ZJ		11.9541-9549.2 220575	ATE Ø 54 - Halter
1.2	51	06/09→					
1.2 TDI	55	10/09→	←	☐; +PR 1ZG,1LR,1ZJ		11.9541-9550.2 220576	ATE Ø 54 - Halter
1.2 TSI	66	05/11→05/14	←	☐; +PR 1LN,1ZC		11.9541-9553.2 220563	ATE Ø 54 - Halter
1.2 TSI	77	11/09→	←	☐; +PR 1ZD		11.9541-9553.2 220563	ATE Ø 54 - Halter
1.2 TSI	81	01/14→	←	☐; +PR 1ZD		11.9541-9553.2 220563	ATE Ø 54 - Halter
1.2 TSI 16V	66	02/14→	←	☐; +PR 1ZP,1ZR		11.9541-9553.2 220563	ATE Ø 54 - Halter
1.4 (6R1)	63	03/09→05/14	←	☐; +PR 1ZP,1ZR		11.9541-9554.2 220564	ATE Ø 54 - Halter
1.4 BiFuel	60	03/10→01/11	←	☐; +PR 1ZP,1ZR		11.9541-9554.2 220564	ATE Ø 54 - Halter
1.4 GTI	132	05/10→	←	☐; +PR 1ZD		11.9541-9554.2 220564	ATE Ø 54 - Halter
1.4 TSI	103	10/12→	←	☐; +PR 1ZD		11.9541-9554.2 220564	ATE Ø 54 - Halter
1.6	66	07/14→	←	☐; +PR 1LN,1ZC		11.9541-9554.2 220564	ATE Ø 54 - Halter
1.6	81	07/14→					
1.6 BiFuel	60	01/11→	→	☐; +PR 1KK,1KT,2EJ		24.3387-1735.5 240657	TRW Ø 38 - Halter
1.6 TDI	55	06/09→	→	☐; +PR 1KV		24.3387-1735.5 240657	TRW Ø 38 - Halter
1.6 TDI	66	06/09→					
1.6 TDI	77	06/09→	→	☐; +PR 1KK,1KT,2EJ		24.3387-1736.5 240658	TRW Ø 38 - Halter
2.0 R WRC	162	08/13→	→	☐; +PR 1KV		24.3387-1736.5 240658	TRW Ø 38 - Halter
1.6	77	01/10→	←	☐; 07/14→; +PR 1ZG,1LR,1ZJ		11.9541-9549.2 220575	ATE Ø 54 - Halter
			←	☐; 07/14→; +PR 1ZG,1LR,1ZJ		11.9541-9550.2 220576	ATE Ø 54 - Halter
			←	☐; 07/14→; +PR 1ZD		11.9541-9553.2 220563	ATE Ø 54 - Halter
			←	☐; 07/14→; +PR 1ZP,1ZR		11.9541-9553.2 220563	ATE Ø 54 - Halter
			←	☐; 07/14→; +PR 1LN,1ZC		11.9541-9553.2 220563	ATE Ø 54 - Halter
			←	☐; 07/14→; +PR 1ZP,1ZR		11.9541-9554.2 220564	ATE Ø 54 - Halter

	kw			 	! #			
<b>VW - POLO (6R1, 6C1) 03/09→</b>								
<b> Bremssattel</b>								
1.6	77	01/10→	←	☐; 07/14→; +PR 1LN,1ZC		11.9541-9554.2	220564	ATE Ø 54 - Halter
			←	☐; 07/14→; +PR 1ZD		11.9541-9554.2	220564	ATE Ø 54 - Halter
			→	☐; 07/14→; +PR 1KK,1KT,2EJ		24.3387-1735.5	240657	TRW Ø 38 - Halter
			→	☐; 07/14→; +PR 1KV		24.3387-1735.5	240657	TRW Ø 38 - Halter
			→	☐; 07/14→; +PR 1KK,1KT,2EJ		24.3387-1736.5	240658	TRW Ø 38 - Halter
			→	☐; 07/14→; +PR 1KV		24.3387-1736.5	240658	TRW Ø 38 - Halter
1.8 GTI 1.8 GTI 230	141 169	11/14→ 04/16→	←	☐; +PR 1ZG,1LR,1ZJ		11.9541-9549.2	220575	ATE Ø 54 - Halter
			←	☐; +PR 1ZG,1LR,1ZJ		11.9541-9550.2	220576	ATE Ø 54 - Halter
			←	☐; +PR 1LN,1ZC		11.9541-9553.2	220563	ATE Ø 54 - Halter
			←	☐; +PR 1ZP,1ZR		11.9541-9553.2	220563	ATE Ø 54 - Halter
			←	☐; +PR 1ZP,1ZR		11.9541-9554.2	220564	ATE Ø 54 - Halter
			←	☐; +PR 1LN,1ZC		11.9541-9554.2	220564	ATE Ø 54 - Halter
			→	☐; +PR 1KK,1KT,2EJ		24.3387-1735.5	240657	TRW Ø 38 - Halter
			→	☐; +PR 1KV		24.3387-1735.5	240657	TRW Ø 38 - Halter
			→	☐; +PR 1KK,1KT,2EJ		24.3387-1736.5	240658	TRW Ø 38 - Halter
			→	☐; +PR 1KV		24.3387-1736.5	240658	TRW Ø 38 - Halter
<b>Feder, Bremssattel</b>								
1.0	44	01/14→		+PR 1LN,1ZC	2	11.8116-0351.1	390538	ATE
1.0	55	01/14→						
1.0 TSI	70	11/14→						
1.0 TSI	81	11/14→						
1.4 TDI	55	03/14→						
1.4 TDI	66	02/14→						
1.4 TDI	77	05/14→						
1.4 TSI	110	05/14→						
1.2	44	06/09→		+PR 1ZD	2	11.8116-0351.1	390538	ATE
1.2	51	06/09→						
1.2 TDI	55	10/09→		+PR 1LN,1ZC	2	11.8116-0351.1	390538	ATE
1.2 TSI	66	05/11→05/14		+PR 1ZP,1ZR	2	11.8116-0351.1	390538	ATE
1.2 TSI	77	11/09→						
1.2 TSI	81	01/14→						
1.2 TSI 16V	66	02/14→						
1.4 (6R1)	63	03/09→05/14						
1.4 BiFuel	60	03/10→01/11						
1.4 GTI	132	05/10→						
1.4 TSI	103	10/12→						
1.6	66	07/14→						
1.6	81	07/14→						
1.6 BiFuel	60	01/11→						
1.6 TDI	55	06/09→						
1.6 TDI	66	06/09→						
1.6 TDI	77	06/09→						
2.0 R WRC	162	08/13→						
1.6	77	01/10→		07/14→; +PR 1LN,1ZC	2	11.8116-0351.1	390538	ATE
				07/14→; +PR 1ZD	2	11.8116-0351.1	390538	ATE
				07/14→; +PR 1ZP,1ZR	2	11.8116-0351.1	390538	ATE
1.8 GTI 1.8 GTI 230	141 169	11/14→ 04/16→		+PR 1LN,1ZC	2	11.8116-0351.1	390538	ATE
				+PR 1ZP,1ZR	2	11.8116-0351.1	390538	ATE
<b>Führungshülzensatz, Bremssattel</b>								
1.0	44	01/14→	←	+PR 1ZG,1LR,1ZJ		11.0101-5409.2	260035	ATE
1.0	55	01/14→						
1.0 TSI	70	11/14→	←	+PR 1LN,1ZC		11.0101-5409.2	260035	ATE
1.0 TSI	81	11/14→						
1.4 TDI	55	03/14→						
1.4 TDI	66	02/14→						
1.4 TDI	77	05/14→						
1.4 TSI	110	05/14→						
1.2	44	06/09→	←	+PR 1ZG,1LR,1ZJ		11.0101-5409.2	260035	ATE
1.2	51	06/09→						
1.2 TDI	55	10/09→	←	+PR 1ZD		11.0101-5409.2	260035	ATE
1.2 TSI	66	05/11→05/14	←	+PR 1LN,1ZC		11.0101-5409.2	260035	ATE
1.2 TSI	77	11/09→						
1.2 TSI	81	01/14→	←	+PR 1ZP,1ZR		11.0101-5409.2	260035	ATE
1.2 TSI 16V	66	02/14→						
1.4 (6R1)	63	03/09→05/14						
1.4 BiFuel	60	03/10→01/11						
1.4 GTI	132	05/10→						
1.4 TSI	103	10/12→						
1.6	66	07/14→						
↓								








	kw			 	! #		
<b>VW - POLO (6R1, 6C1) 03/09→</b>							
<b>Führungshülzensatz, Bremsattel</b>							
1.6	81	07/14→	←	+PR 1ZG,1LR,1ZJ		11.0101-5409.2 260035	ATE
1.6 BiFuel	60	01/11→					
1.6 TDI	55	06/09→	←	+PR 1ZD		11.0101-5409.2 260035	ATE
1.6 TDI	66	06/09→	←	+PR 1LN,1ZC		11.0101-5409.2 260035	ATE
1.6 TDI	77	06/09→					
2.0 R WRC	162	08/13→	←	+PR 1ZP,1ZR		11.0101-5409.2 260035	ATE
1.6	77	01/10→	←	07/14→; +PR 1ZD		11.0101-5409.2 260035	ATE
			←	07/14→; +PR 1ZP,1ZR		11.0101-5409.2 260035	ATE
			←	07/14→; +PR 1LN,1ZC		11.0101-5409.2 260035	ATE
			←	07/14→; +PR 1ZG,1LR,1ZJ		11.0101-5409.2 260035	ATE
1.8 GTI	141	11/14→	←	+PR 1ZG,1LR,1ZJ		11.0101-5409.2 260035	ATE
1.8 GTI 230	169	04/16→	←	+PR 1ZP,1ZR		11.0101-5409.2 260035	ATE
			←	+PR 1LN,1ZC		11.0101-5409.2 260035	ATE
<b>Führungsbolzen, Bremsattel</b>							
1.0	44	01/14→		+PR 1LN,1ZC		11.8171-0008.1 990049	ATE
1.0	55	01/14→					
1.0 TSI	70	11/14→		+PR 1ZG,1LR,1ZJ		11.8171-0008.1 990049	ATE
1.0 TSI	81	11/14→					
1.4 TDI	55	03/14→					
1.4 TDI	66	02/14→					
1.4 TDI	77	05/14→					
1.4 TSI	110	05/14→					
1.2	44	06/09→		+PR 1ZP,1ZR		11.8171-0008.1 990049	ATE
1.2	51	06/09→					
1.2 TDI	55	10/09→		+PR 1LN,1ZC		11.8171-0008.1 990049	ATE
1.2 TSI	66	05/11→05/14		+PR 1ZG,1LR,1ZJ		11.8171-0008.1 990049	ATE
1.2 TSI	77	11/09→					
1.2 TSI	81	01/14→		+PR 1ZD		11.8171-0008.1 990049	ATE
1.2 TSI 16V	66	02/14→					
1.4 (6R1)	63	03/09→05/14					
1.4 BiFuel	60	03/10→01/11					
1.4 GTI	132	05/10→					
1.4 TSI	103	10/12→					
1.6	66	07/14→					
1.6	81	07/14→					
1.6 BiFuel	60	01/11→					
1.6 TDI	55	06/09→					
1.6 TDI	66	06/09→					
1.6 TDI	77	06/09→					
2.0 R WRC	162	08/13→					
1.6	77	01/10→		07/14→; +PR 1ZG,1LR,1ZJ		11.8171-0008.1 990049	ATE
				07/14→; +PR 1ZP,1ZR		11.8171-0008.1 990049	ATE
				07/14→; +PR 1ZD		11.8171-0008.1 990049	ATE
				07/14→; +PR 1LN,1ZC		11.8171-0008.1 990049	ATE
1.8 GTI	141	11/14→		+PR 1LN,1ZC		11.8171-0008.1 990049	ATE
1.8 GTI 230	169	04/16→		+PR 1ZP,1ZR		11.8171-0008.1 990049	ATE
				+PR 1ZG,1LR,1ZJ		11.8171-0008.1 990049	ATE
<b>Bremsschlauch</b>							
1.0	44	01/14→	←	+PR 1ZP,1ZR	2	24.5143-0553.3 331568	L= 553
1.0	55	01/14→					
1.0 TSI	70	11/14→	→	☐ / am Bremsattel		24.1294-0014.3 331448	L= 205 mit Rohrleitung
1.0 TSI	81	11/14→	→	☐ / am Bremsattel		24.1294-0015.3 331449	L= 207 mit Rohrleitung
1.2 TSI	81	01/14→					
1.2 TSI 16V	66	02/14→	→		2	83.7858-0140.3 330837	L= 140
1.4 TDI	55	03/14→					
1.4 TDI	66	02/14→					
1.4 TDI	77	05/14→					
1.4 TSI	110	05/14→					
1.6	66	07/14→					
1.6	81	07/14→					
1.8 GTI	141	11/14→					
1.8 GTI 230	169	04/16→					
1.2	44	06/09→	←	→ 12/13	2	24.5143-0544.3 331420	L= 544
1.2	51	06/09→					
1.2 TDI	55	10/09→	←	01/14→; +PR 1ZP,1ZR	2	24.5143-0553.3 331568	L= 553
1.2 TSI	66	05/11→05/14	→	☐ / am Bremsattel		24.1294-0014.3 331448	L= 205 mit Rohrleitung
1.2 TSI	77	11/09→					
1.4 (6R1)	63	03/09→05/14	→	☐ / am Bremsattel		24.1294-0015.3 331449	L= 207 mit Rohrleitung
1.4 GTI	132	05/10→					
1.4 TSI	103	10/12→	→		2	83.7858-0140.3 330837	L= 140
1.6 BiFuel	60	01/11→					
1.6 TDI	55	06/09→					
1.6 TDI	66	06/09→					
↓							








	kw			 	! #					
<b>VW - POLO (6R1, 6C1) 03/09→</b>										
 <b>Bremsschlauch</b>										
1.6 TDI 2.0 R WRC	77 162	06/09→ 08/13→	← → 12/13	2	24.5143-0544.3	331420	L= 544			
			← 01/14→; +PR 1ZP,1ZR	2	24.5143-0553.3	331568	L= 553			
			→  / am Bremssattel		24.1294-0014.3	331448	L= 205 mit Rohrleitung			
			→  / am Bremssattel		24.1294-0015.3	331449	L= 207 mit Rohrleitung			
			→	2	83.7858-0140.3	330837	L= 140			
1.4 BiFuel	60	03/10→01/11	←	2	24.5143-0544.3	331420	L= 544			
			← +PR 1ZP,1ZR	2	24.5143-0553.3	331568	L= 553			
			→  / am Bremssattel		24.1294-0014.3	331448	L= 205 mit Rohrleitung			
			→  / am Bremssattel		24.1294-0015.3	331449	L= 207 mit Rohrleitung			
			→	2	83.7858-0140.3	330837	L= 140			
1.6	77	01/10→	← 07/14→; +PR 1ZP,1ZR	2	24.5143-0553.3	331568	L= 553			
			→  / am Bremssattel; 07/14→		24.1294-0014.3	331448	L= 205 mit Rohrleitung			
			→  / am Bremssattel; 07/14→		24.1294-0015.3	331449	L= 207 mit Rohrleitung			
			→ 07/14→	2	83.7858-0140.3	330837	L= 140			
<b>VW - POLO (9N_) 10/01→01/12</b>										
 <b>Bremssattel</b>										
1.2	40	01/02→05/07	←  ; +PR 1LQ;1LR;1ZF;1ZG		11.9541-9549.2	220575	ATE Ø 54 - Halter			
			←  ; +PR 1LQ;1LR;1ZF;1ZG		11.9541-9550.2	220576	ATE Ø 54 - Halter			
			←  ; +PR 1LJ		11.9541-9595.2	220501	ATE Ø 54 - Halter			
			←  ; +PR 1LJ		11.9541-9596.2	220502	ATE Ø 54 - Halter			
			←  ; +PR 1LM;1ZN		24.3481-1735.5	240283	ATE Ø 48 - Halter			
			←  ; +PR 1LM;1ZN		24.3481-1736.5	240284	ATE Ø 48 - Halter			
			←  ; +PR 1LN;1ZH;1ZD		24.3541-1797.5	240856	TRW Ø 54 - Halter			
			←  ; +PR 1LN;1ZH;1ZD		24.3541-1798.5	240857	TRW Ø 54 - Halter			
			→  ; +PR 1KD;1KS;1KV		24.3344-1709.5	240810	TRW Ø 34 - Halter			
			→  ; +PR 1KD;1KS;1KV		24.3344-1710.5	240811	TRW Ø 34 - Halter			
			→  ; +PR 1KK,1KT		24.3384-1729.5	240816	TRW Ø 38 - Halter			
			→  ; +PR 1KK,1KT		24.3384-1730.5	240817	TRW Ø 38 - Halter			
1.2 1.4 16V 1.4 TDI 1.4 TDI 1.6 16V 1.8 GTI 1.9 TDI	44 59 51 59 77 110 96	05/07→11/09 05/06→11/09 04/05→11/09 04/05→11/09 05/06→11/09 09/05→11/09 11/03→11/09	←  ; → 05/09; +PR 1LQ;1LR;1ZF;1ZG		11.9541-9549.2	220575	ATE Ø 54 - Halter			
			←  ; → 05/09; +PR 1LQ;1LR;1ZF;1ZG		11.9541-9550.2	220576	ATE Ø 54 - Halter			
			←  ; → 05/09; +PR 1LJ		11.9541-9595.2	220501	ATE Ø 54 - Halter			
			←  ; → 05/09; +PR 1LJ		11.9541-9596.2	220502	ATE Ø 54 - Halter			
			←  ; → 05/09; +PR 1LM;1ZN		24.3481-1735.5	240283	ATE Ø 48 - Halter			
			←  ; → 05/09; +PR 1LM;1ZN		24.3481-1736.5	240284	ATE Ø 48 - Halter			
			←  ; → 05/09; +PR 1LN;1ZH;1ZD		24.3541-1797.5	240856	TRW Ø 54 - Halter			
			←  ; → 05/09; +PR 1LN;1ZH;1ZD		24.3541-1798.5	240857	TRW Ø 54 - Halter			
			→  ; → 05/09; +PR 1KD;1KS;1KV		24.3344-1709.5	240810	TRW Ø 34 - Halter			
			→  ; → 05/09; +PR 1KD;1KS;1KV		24.3344-1710.5	240811	TRW Ø 34 - Halter			
			→  ; → 05/09; +PR 1KK,1KT		24.3384-1729.5	240816	TRW Ø 38 - Halter			
			→  ; → 05/09; +PR 1KK,1KT		24.3384-1730.5	240817	TRW Ø 38 - Halter			
			1.2 12V 1.4 16V 1.4 16V 1.4 TDI	47 55 74 55	10/01→07/07 10/01→05/08 10/01→05/08 10/01→06/05	←  ; 11/01→; +PR 1LQ;1LR;1ZF;1ZG		11.9541-9549.2	220575	ATE Ø 54 - Halter
						←  ; 11/01→; +PR 1LQ;1LR;1ZF;1ZG		11.9541-9550.2	220576	ATE Ø 54 - Halter
←  ; 11/01→; +PR 1LJ		11.9541-9595.2				220501	ATE Ø 54 - Halter			
←  ; 11/01→; +PR 1LJ		11.9541-9596.2				220502	ATE Ø 54 - Halter			
←  ; 11/01→; +PR 1LM;1ZN		24.3481-1735.5				240283	ATE Ø 48 - Halter			
←  ; 11/01→; +PR 1LM;1ZN		24.3481-1736.5				240284	ATE Ø 48 - Halter			
←  ; 11/01→; +PR 1LN;1ZH;1ZD		24.3541-1797.5				240856	TRW Ø 54 - Halter			
←  ; 11/01→; +PR 1LN;1ZH;1ZD		24.3541-1798.5				240857	TRW Ø 54 - Halter			
→  ; 11/01→; +PR 1KD;1KS;1KV		24.3344-1709.5				240810	TRW Ø 34 - Halter			
→  ; 11/01→; +PR 1KD;1KS;1KV		24.3344-1710.5				240811	TRW Ø 34 - Halter			
→  ; 11/01→; +PR 1KK,1KT		24.3384-1729.5				240816	TRW Ø 38 - Halter			
→  ; 11/01→; +PR 1KK,1KT		24.3384-1730.5				240817	TRW Ø 38 - Halter			
↓										












































	kw			 	! #		
<b>VW - POLO (9N_) 10/01→01/12</b>							
 <b>Bremssattel</b>							
1.2 12V	51	05/07→11/09	←  ; → 05/09; +PR 1LQ;1LR;1ZF;1ZG	11.9541-9549.2	220575	ATE Ø 54 - Halter	
			←  ; → 05/09; +PR 1LQ;1LR;1ZF;1ZG	11.9541-9550.2	220576	ATE Ø 54 - Halter	
			←  ; → 05/09; +PR 1LJ	11.9541-9595.2	220501	ATE Ø 54 - Halter	
			←  ; → 05/09; +PR 1LJ	11.9541-9596.2	220502	ATE Ø 54 - Halter	
			←  ; → 05/09; +PR 1LM;1ZN	24.3481-1735.5	240283	ATE Ø 48 - Halter	
			←  ; → 05/09; +PR 1LM;1ZN	24.3481-1736.5	240284	ATE Ø 48 - Halter	
			←  ; → 05/09; +PR 1LN;1ZH;1ZD	24.3541-1797.5	240856	TRW Ø 54 - Halter	
			←  ; → 05/09; +PR 1LN;1ZH;1ZD	24.3541-1798.5	240857	TRW Ø 54 - Halter	
			→  ; → 05/09; +PR 1KD;1KS;1KV	24.3344-1709.5	240810	TRW Ø 34 - Halter	
			→  ; → 05/09; +PR 1KD;1KS;1KV	24.3344-1710.5	240811	TRW Ø 34 - Halter	
			→  ; → 05/09; +PR 1KK;1KT	24.3384-1729.5	240816	TRW Ø 38 - Halter	
			→  ; → 05/09; +PR 1KK;1KT	24.3384-1730.5	240817	TRW Ø 38 - Halter	
1.4	61	08/02→11/09	←  ; 05/06→ 05/09; +PR 1LQ;1LR;1ZF;1ZG	11.9541-9549.2	220575	ATE Ø 54 - Halter	
			←  ; 05/06→ 05/09; +PR 1LQ;1LR;1ZF;1ZG	11.9541-9550.2	220576	ATE Ø 54 - Halter	
			←  ; 05/06→ 05/09; +PR 1LJ	11.9541-9595.2	220501	ATE Ø 54 - Halter	
			←  ; 05/06→ 05/09; +PR 1LJ	11.9541-9596.2	220502	ATE Ø 54 - Halter	
			←  ; 05/06→ 05/09; +PR 1LM;1ZN	24.3481-1735.5	240283	ATE Ø 48 - Halter	
			←  ; 05/06→ 05/09; +PR 1LM;1ZN	24.3481-1736.5	240284	ATE Ø 48 - Halter	
			←  ; 05/06→ 05/09; +PR 1LN;1ZH;1ZD	24.3541-1797.5	240856	TRW Ø 54 - Halter	
			←  ; 05/06→ 05/09; +PR 1LN;1ZH;1ZD	24.3541-1798.5	240857	TRW Ø 54 - Halter	
			→  ; 05/06→ 05/09; +PR 1KD;1KS;1KV	24.3344-1709.5	240810	TRW Ø 34 - Halter	
			→  ; 05/06→ 05/09; +PR 1KD;1KS;1KV	24.3344-1710.5	240811	TRW Ø 34 - Halter	
			→  ; 05/06→ 05/09; +PR 1KK;1KT	24.3384-1729.5	240816	TRW Ø 38 - Halter	
			→  ; 05/06→ 05/09; +PR 1KK;1KT	24.3384-1730.5	240817	TRW Ø 38 - Halter	
1.4 FSI	63	02/02→07/06	←  ; +PR 1LQ;1LR;1ZF;1ZG	11.9541-9549.2	220575	ATE Ø 54 - Halter	
			←  ; +PR 1LQ;1LR;1ZF;1ZG	11.9541-9550.2	220576	ATE Ø 54 - Halter	
			←  ; +PR 1LJ	11.9541-9595.2	220501	ATE Ø 54 - Halter	
			←  ; +PR 1LJ	11.9541-9596.2	220502	ATE Ø 54 - Halter	
			←  ; +PR 1LM;1ZN	24.3481-1735.5	240283	ATE Ø 48 - Halter	
			←  ; +PR 1LM;1ZN	24.3481-1736.5	240284	ATE Ø 48 - Halter	
			←  ; +PR 1LN;1ZH;1ZD	24.3541-1797.5	240856	TRW Ø 54 - Halter	
			←  ; +PR 1LN;1ZH;1ZD	24.3541-1798.5	240857	TRW Ø 54 - Halter	
			→  ; +PR 1KD;1KS;1KV	24.3344-1709.5	240810	TRW Ø 34 - Halter	
			→  ; +PR 1KD;1KS;1KV	24.3344-1710.5	240811	TRW Ø 34 - Halter	
			→  ; +PR 1KK;1KT	24.3384-1729.5	240816	TRW Ø 38 - Halter	
			→  ; +PR 1KK;1KT	24.3384-1730.5	240817	TRW Ø 38 - Halter	
1.8 GTi Cup Edition	132	05/06→11/09	←  ; 06/06→ 05/09; +PR 1LQ;1LR;1ZF;1ZG	11.9541-9549.2	220575	ATE Ø 54 - Halter	
			←  ; 06/06→ 05/09; +PR 1LQ;1LR;1ZF;1ZG	11.9541-9550.2	220576	ATE Ø 54 - Halter	
			←  ; 06/06→ 05/09; +PR 1LJ	11.9541-9595.2	220501	ATE Ø 54 - Halter	
			←  ; 06/06→ 05/09; +PR 1LJ	11.9541-9596.2	220502	ATE Ø 54 - Halter	
			←  ; 06/06→ 05/09; +PR 1LM;1ZN	24.3481-1735.5	240283	ATE Ø 48 - Halter	
			←  ; 06/06→ 05/09; +PR 1LM;1ZN	24.3481-1736.5	240284	ATE Ø 48 - Halter	
			←  ; 06/06→ 05/09; +PR 1LN;1ZH;1ZD	24.3541-1797.5	240856	TRW Ø 54 - Halter	
			←  ; 06/06→ 05/09; +PR 1LN;1ZH;1ZD	24.3541-1798.5	240857	TRW Ø 54 - Halter	
			→  ; 06/06→ 05/09; +PR 1KD;1KS;1KV	24.3344-1709.5	240810	TRW Ø 34 - Halter	
			→  ; 06/06→ 05/09; +PR 1KD;1KS;1KV	24.3344-1710.5	240811	TRW Ø 34 - Halter	
			→  ; 06/06→ 05/09; +PR 1KK;1KT	24.3384-1729.5	240816	TRW Ø 38 - Halter	
			→  ; 06/06→ 05/09; +PR 1KK;1KT	24.3384-1730.5	240817	TRW Ø 38 - Halter	
1.9 SDI	47	10/01→11/09	←  ; 11/01→ 05/09; +PR 1LQ;1LR;1ZF;1ZG	11.9541-9549.2	220575	ATE Ø 54 - Halter	
			←  ; 11/01→ 05/09; +PR 1LQ;1LR;1ZF;1ZG	11.9541-9550.2	220576	ATE Ø 54 - Halter	










	kw			 	! #		
<b>VW - POLO (9N_) 10/01→01/12</b>							
<b>Bremssattel</b>							
1.9 SDI	47	10/01→11/09	←	☐; 11/01→ 05/09; +PR 1LJ	2	11.9541-9595.2 220501	ATE Ø 54 - Halter
			←	☐; 11/01→ 05/09; +PR 1LJ	2	11.9541-9596.2 220502	ATE Ø 54 - Halter
			←	☐; 11/01→ 05/09; +PR 1LM;1ZN	2	24.3481-1735.5 240283	ATE Ø 48 - Halter
			←	☐; 11/01→ 05/09; +PR 1LM;1ZN	2	24.3481-1736.5 240284	ATE Ø 48 - Halter
			←	☐; 11/01→ 05/09; +PR 1LN;1ZH;1ZD	2	24.3541-1797.5 240856	TRW Ø 54 - Halter
			←	☐; 11/01→ 05/09; +PR 1LN;1ZH;1ZD	2	24.3541-1798.5 240857	TRW Ø 54 - Halter
			→	☐; 11/01→ 05/09; +PR 1KK,1KT	2	24.3384-1729.5 240816	TRW Ø 38 - Halter
			→	☐; 11/01→ 05/09; +PR 1KK,1KT	2	24.3384-1730.5 240817	TRW Ø 38 - Halter
1.9 TDI	74	10/01→11/09	←	☐; 11/01→ 05/09; +PR 1LQ;1LR;1ZF;1ZG	2	11.9541-9549.2 220575	ATE Ø 54 - Halter
			←	☐; 11/01→ 05/09; +PR 1LQ;1LR;1ZF;1ZG	2	11.9541-9550.2 220576	ATE Ø 54 - Halter
			←	☐; 11/01→ 05/09; +PR 1LJ	2	11.9541-9595.2 220501	ATE Ø 54 - Halter
			←	☐; 11/01→ 05/09; +PR 1LJ	2	11.9541-9596.2 220502	ATE Ø 54 - Halter
			←	☐; 11/01→ 05/09; +PR 1LM;1ZN	2	24.3481-1735.5 240283	ATE Ø 48 - Halter
			←	☐; 11/01→ 05/09; +PR 1LM;1ZN	2	24.3481-1736.5 240284	ATE Ø 48 - Halter
			←	☐; 11/01→ 05/09; +PR 1LN;1ZH;1ZD	2	24.3541-1797.5 240856	TRW Ø 54 - Halter
			←	☐; 11/01→ 05/09; +PR 1LN;1ZH;1ZD	2	24.3541-1798.5 240857	TRW Ø 54 - Halter
			→	☐; 11/01→ 05/09; +PR 1KD;1KS;1KV	2	24.3344-1709.5 240810	TRW Ø 34 - Halter
			→	☐; 11/01→ 05/09; +PR 1KD;1KS;1KV	2	24.3344-1710.5 240811	TRW Ø 34 - Halter
			→	☐; 11/01→ 05/09; +PR 1KK,1KT	2	24.3384-1729.5 240816	TRW Ø 38 - Halter
			→	☐; 11/01→ 05/09; +PR 1KK,1KT	2	24.3384-1730.5 240817	TRW Ø 38 - Halter
<b>Feder, Bremssattel</b>							
1.2 1.4 FSI	40 63	01/02→05/07 02/02→07/06		+PR 1LJ	2	11.8116-0143.1 390513	ATE
1.2 1.2 12V 1.4 16V 1.4 TDI 1.4 TDI 1.6 16V 1.8 GTI 1.9 TDI	44 51 59 51 59 77 110 96	05/07→11/09 05/07→11/09 05/06→11/09 04/05→11/09 04/05→11/09 05/06→11/09 09/05→11/09 11/03→11/09		→ 05/09; +PR 1LJ	2	11.8116-0143.1 390513	ATE
1.2 12V 1.4 16V 1.4 16V 1.4 TDI	47 55 74 55	10/01→07/07 10/01→05/08 10/01→05/08 10/01→06/05		11/01→; +PR 1LJ	2	11.8116-0143.1 390513	ATE
1.4	61	08/02→11/09		05/06→ 05/09; +PR 1LJ	2	11.8116-0143.1 390513	ATE
1.8 GTi Cup Edition	132	05/06→11/09		06/06→ 05/09; +PR 1LJ	2	11.8116-0143.1 390513	ATE
1.9 SDI 1.9 TDI	47 74	10/01→11/09 10/01→11/09		11/01→ 05/09; +PR 1LJ	2	11.8116-0143.1 390513	ATE
<b>Führungshülzensatz, Bremssattel</b>							
1.2 1.4 FSI	40 63	01/02→05/07 02/02→07/06	←	+PR 1LJ	2	11.0101-5409.2 260035	ATE
1.2 1.2 12V 1.4 16V 1.4 TDI 1.4 TDI 1.6 16V 1.8 GTI 1.9 TDI	44 51 59 51 59 77 110 96	05/07→11/09 05/07→11/09 05/06→11/09 04/05→11/09 04/05→11/09 05/06→11/09 09/05→11/09 11/03→11/09	←	+PR 1LQ;1LR;1ZF;1ZG	2	11.0101-5409.2 260035	ATE
1.2 1.2 12V 1.4 16V 1.4 TDI	44 51 59 55	05/07→11/09 05/07→11/09 05/06→11/09 10/01→06/05	←	→ 05/09; +PR 1LJ	2	11.0101-5409.2 260035	ATE
1.2 1.4 16V 1.4 16V 1.4 TDI	44 51 59 55	05/07→11/09 05/06→11/09 04/05→11/09 10/01→06/05	←	→ 05/09; +PR 1LQ;1LR;1ZF;1ZG	2	11.0101-5409.2 260035	ATE
1.2 12V 1.4 16V 1.4 16V 1.4 TDI	47 55 74 55	10/01→07/07 10/01→05/08 10/01→05/08 10/01→06/05	←	11/01→; +PR 1LJ	2	11.0101-5409.2 260035	ATE
1.2 12V 1.4 16V 1.4 16V 1.4 TDI	47 55 74 55	10/01→07/07 10/01→05/08 10/01→05/08 10/01→06/05	←	11/01→; +PR 1LQ;1LR;1ZF;1ZG	2	11.0101-5409.2 260035	ATE
1.4	61	08/02→11/09	←	05/06→ 05/09; +PR 1LJ	2	11.0101-5409.2 260035	ATE
1.4	61	08/02→11/09	←	05/06→ 05/09; +PR 1LQ;1LR;1ZF;1ZG	2	11.0101-5409.2 260035	ATE
1.8 GTi Cup Edition	132	05/06→11/09	←	06/06→ 05/09; +PR 1LJ	2	11.0101-5409.2 260035	ATE
1.8 GTi Cup Edition	132	05/06→11/09	←	06/06→ 05/09; +PR 1LQ;1LR;1ZF;1ZG	2	11.0101-5409.2 260035	ATE
1.9 SDI 1.9 TDI	47 74	10/01→11/09 10/01→11/09	←	11/01→ 05/09; +PR 1LJ	2	11.0101-5409.2 260035	ATE
↓			←	11/01→ 05/09; +PR 1LQ;1LR;1ZF;1ZG	2	11.0101-5409.2 260035	ATE










	kw			 	! #		
<b>VW - POLO (9N_) 10/01→01/12</b>							
<b>Führungsbolzen, Bremsattel</b>							
1.2 1.4 FSI	40 63	01/02→05/07 02/02→07/06		+PR 1LJ		11.8171-0008.1 990049	ATE
				+PR 1LQ;1LR;1ZF;1ZG		11.8171-0069.1 250152	ATE
1.2 1.2 12V 1.4 16V	44 51 59	05/07→11/09 05/07→11/09 05/06→11/09		→ 05/09; +PR 1LJ		11.8171-0008.1 990049	ATE
1.4 TDI 1.4 TDI 1.6 16V 1.8 GTI 1.9 TDI	51 59 77 110 96	04/05→11/09 04/05→11/09 05/06→11/09 09/05→11/09 11/03→11/09		→ 05/09; +PR 1LQ;1LR;1ZF;1ZG		11.8171-0069.1 250152	ATE
1.2 12V 1.4 16V 1.4 16V 1.4 TDI	47 55 74 55	10/01→07/07 10/01→05/08 10/01→05/08 10/01→06/05		11/01→; +PR 1LJ		11.8171-0008.1 990049	ATE
				+PR 1LQ;1LR;1ZF;1ZG		11.8171-0069.1 250152	ATE
1.4	61	08/02→11/09		05/06→ 05/09; +PR 1LJ		11.8171-0008.1 990049	ATE
				05/06→ 05/09; +PR 1LQ;1LR;1ZF;1ZG		11.8171-0069.1 250152	ATE
1.8 GTi Cup Edition	132	05/06→11/09		06/06→ 05/09; +PR 1LJ		11.8171-0008.1 990049	ATE
				06/06→ 05/09; +PR 1LQ;1LR;1ZF;1ZG		11.8171-0069.1 250152	ATE
1.9 SDI 1.9 TDI	47 74	10/01→11/09 10/01→11/09		11/01→ 05/09; +PR 1LJ		11.8171-0008.1 990049	ATE
				11/01→ 05/09; +PR 1LQ;1LR;1ZF;1ZG		11.8171-0069.1 250152	ATE
<b>Dichtungssatz, Bremsattel</b>							
1.2 1.4 FSI	40 63	01/02→05/07 02/02→07/06		+PR 1LJ		11.0441-5409.2 250031	ATE
1.2 1.2 12V 1.4 16V	44 51 59	05/07→11/09 05/07→11/09 05/06→11/09		→ 05/09; +PR 1LJ		11.0441-5409.2 250031	ATE
1.4 TDI 1.4 TDI 1.6 16V 1.8 GTI 1.9 TDI	51 59 77 110 96	04/05→11/09 04/05→11/09 05/06→11/09 09/05→11/09 11/03→11/09					
1.2 12V 1.4 16V 1.4 16V 1.4 TDI	47 55 74 55	10/01→07/07 10/01→05/08 10/01→05/08 10/01→06/05		11/01→; +PR 1LJ		11.0441-5409.2 250031	ATE
1.4	61	08/02→11/09		05/06→ 05/09; +PR 1LJ		11.0441-5409.2 250031	ATE
1.8 GTi Cup Edition	132	05/06→11/09		06/06→ 05/09; +PR 1LJ		11.0441-5409.2 250031	ATE
1.9 SDI 1.9 TDI	47 74	10/01→11/09 10/01→11/09		11/01→ 05/09; +PR 1LJ		11.0441-5409.2 250031	ATE
<b>Bremsschlauch</b>							
1.2 1.4 FSI	40 63	01/02→05/07 02/02→07/06	←		2	83.6247-0522.3 330595	L= 522
			→	☐ / am Bremsattel; +PR 1KD,1KS,1KV,2EJ		24.1253-0050.3 331148	L= 192 mit Rohrleitung
			→	☐ / am Bremsattel; Scheibenbremse		24.1253-0050.3 331148	L= 192 mit Rohrleitung
			→	☐ / am Bremsattel; Scheibenbremse		24.1253-0060.3 331149	L= 192 mit Rohrleitung
			→	☐ / am Bremsattel; +PR 1KD,1KS,1KV,2EJ		24.1253-0060.3 331149	L= 192 mit Rohrleitung
			→		2	83.7858-0140.3 330837	L= 140
1.2 1.2 12V 1.4 16V	44 51 59	05/07→11/09 05/07→11/09 05/06→11/09	←	→ 05/09	2	83.6247-0522.3 330595	L= 522
1.4 TDI 1.4 TDI 1.6 16V 1.8 GTI 1.9 TDI	51 59 77 110 96	04/05→11/09 04/05→11/09 05/06→11/09 09/05→11/09 11/03→11/09	→	☐ / am Bremsattel; → 05/09; +PR 1KD,1KS,1KV,2EJ		24.1253-0050.3 331148	L= 192 mit Rohrleitung
			→	☐ / am Bremsattel; → 05/09; Scheibenbremse		24.1253-0050.3 331148	L= 192 mit Rohrleitung
			→	☐ / am Bremsattel; → 05/09; Scheibenbremse		24.1253-0060.3 331149	L= 192 mit Rohrleitung
			→	☐ / am Bremsattel; → 05/09; +PR 1KD,1KS,1KV,2EJ		24.1253-0060.3 331149	L= 192 mit Rohrleitung
			→	→ 05/09	2	83.7858-0140.3 330837	L= 140
1.2 12V 1.4 16V 1.4 16V 1.4 TDI	47 55 74 55	10/01→07/07 10/01→05/08 10/01→05/08 10/01→06/05	←	11/01→	2	83.6247-0522.3 330595	L= 522
			→	☐ / am Bremsattel; 11/01→; +PR 1KD,1KS,1KV,2EJ		24.1253-0050.3 331148	L= 192 mit Rohrleitung
			→	☐ / am Bremsattel; 11/01→; Scheibenbremse		24.1253-0050.3 331148	L= 192 mit Rohrleitung
			→	☐ / am Bremsattel; 11/01→; +PR 1KD,1KS,1KV,2EJ		24.1253-0060.3 331149	L= 192 mit Rohrleitung
			→	☐ / am Bremsattel; 11/01→; Scheibenbremse		24.1253-0060.3 331149	L= 192 mit Rohrleitung
			→	11/01→	2	83.7858-0140.3 330837	L= 140
↓							

	kw					! #		
<b>VW - POLO (9N_) 10/01→01/12</b>								
 <b>Bremsschlauch</b>								
1.4	61	08/02→11/09	←	05/06→ 05/09	2	83.6247-0522.3	330595	L= 522
			→	 / am Bremssattel; 05/06→ 05/09; Scheibenbremse		24.1253-0050.3	331148	L= 192 mit Rohrleitung
			→	 / am Bremssattel; 05/06→ 05/09; +PR 1KD,1KS,1KV,2EJ		24.1253-0050.3	331148	L= 192 mit Rohrleitung
			→	 / am Bremssattel; 05/06→ 05/09; Scheibenbremse		24.1253-0060.3	331149	L= 192 mit Rohrleitung
			→	 / am Bremssattel; 05/06→ 05/09; +PR 1KD,1KS,1KV,2EJ		24.1253-0060.3	331149	L= 192 mit Rohrleitung
			→	05/06→ 05/09	2	83.7858-0140.3	330837	L= 140
1.8 GTI Cup Edition	132	05/06→11/09	←	06/06→ 05/09	2	83.6247-0522.3	330595	L= 522
			→	 / am Bremssattel; 06/06→ 05/09; Scheibenbremse		24.1253-0050.3	331148	L= 192 mit Rohrleitung
			→	 / am Bremssattel; 06/06→ 05/09; +PR 1KD,1KS,1KV,2EJ		24.1253-0050.3	331148	L= 192 mit Rohrleitung
			→	 / am Bremssattel; 06/06→ 05/09; Scheibenbremse		24.1253-0060.3	331149	L= 192 mit Rohrleitung
			→	 / am Bremssattel; 06/06→ 05/09; +PR 1KD,1KS,1KV,2EJ		24.1253-0060.3	331149	L= 192 mit Rohrleitung
			→	06/06→ 05/09	2	83.7858-0140.3	330837	L= 140
1.9 SDI 1.9 TDI	47 74	10/01→11/09 10/01→11/09	←	11/01→ 05/09	2	83.6247-0522.3	330595	L= 522
			→	 / am Bremssattel; 11/01→ 05/09; +PR 1KD,1KS,1KV,2EJ		24.1253-0050.3	331148	L= 192 mit Rohrleitung
			→	 / am Bremssattel; 11/01→ 05/09; Scheibenbremse		24.1253-0050.3	331148	L= 192 mit Rohrleitung
			→	 / am Bremssattel; 11/01→ 05/09; +PR 1KD,1KS,1KV,2EJ		24.1253-0060.3	331149	L= 192 mit Rohrleitung
			→	 / am Bremssattel; 11/01→ 05/09; Scheibenbremse		24.1253-0060.3	331149	L= 192 mit Rohrleitung
			→	11/01→ 05/09	2	83.7858-0140.3	330837	L= 140
<b>VW - POLO CLASSIC (6V2) 11/95→11/09</b>								
 <b>Bremssattel</b>								
1.9 TDI 90 1.9 TDI	67 66	01/97→08/99 09/96→09/01	←			24.3541-1609.5	240039	TRW Ø 54 - Halter
			←			24.3541-1610.5	240040	TRW Ø 54 - Halter
100 1.6 75 1.6 75 1.6	74 55 55	12/95→09/01 11/95→09/97 11/95→09/01	←	 ; 05/96→		24.3541-1609.5	240039	TRW Ø 54 - Halter
			←	 ; 05/96→		24.3541-1610.5	240040	TRW Ø 54 - Halter
			←	 ; 05/96→		24.3541-1610.5	240040	TRW Ø 54 - Halter
110 1.9 TDI	81	06/98→01/02	←	 ; → 09/01		24.3541-1609.5	240039	TRW Ø 54 - Halter
			←	 ; → 09/01		24.3541-1610.5	240040	TRW Ø 54 - Halter
			→	 ; 10/99→ 09/01		24.3344-1711.5	240894	TRW Ø 34 - Halter
			→	 ; 10/99→ 09/01		24.3344-1712.5	240895	TRW Ø 34 - Halter
			→	 ; 10/99→ 09/01		24.3344-1712.7	220540	TRW Ø 34 - Halter
			→	 ; → 09/99		24.3384-1737.5	240301	TRW Ø 38 - Halter
54 1.4 60 1.4 75 1.4 16V	40 44 55	01/98→08/99 12/95→09/01 10/99→09/01	←	 ; → 6K-V-022628; - ABS		24.3481-1745.5	240277	ATE Ø 48 - Halter
			←	 ; → 6K-V-022628; - ABS		24.3481-1746.5	240278	ATE Ø 48 - Halter
64 1,9 D	47	01/96→10/96	←	 ; 6N-TY140001→		24.3481-1735.5	240283	ATE Ø 48 - Halter
			←	 ; 6N-TW082001→		24.3481-1735.5	240283	ATE Ø 48 - Halter
			←	 ; 6N-TY140001→		24.3481-1736.5	240284	ATE Ø 48 - Halter
			←	 ; 6N-TW082001→		24.3481-1736.5	240284	ATE Ø 48 - Halter
			←	 ; 6N-SY087411→ 6N-TY140000		24.3481-1749.5	240281	ATE Ø 48 - Halter
			←	 ; 6N-SW008501→ 6N-TW082000		24.3481-1749.5	240281	ATE Ø 48 - Halter
			←	 ; 6N-SY087411→ 6N-TY140000		24.3481-1750.5	240282	ATE Ø 48 - Halter
			←	; 6N-SW008501→ 6N-TW082000		24.3481-1750.5	240282	ATE Ø 48 - Halter
90 1.8	66	01/97→09/01	←	; 03/98→		24.3541-1609.5	240039	TRW Ø 54 - Halter
			←	; 03/98→		24.3541-1610.5	240040	TRW Ø 54 - Halter
<b>Führungshülzensatz, Bremssattel</b>								
1.9 SDI 57 1.7 SDI 64 1.9 SDI	48 42 47	06/96→09/01 07/97→09/01 12/95→08/99	←			11.0101-4801.2	260006	ATE
			←			24.0102-4801.2	260085	ATE
			↓					



	kW			 	! #		
<b>VW - POLO CLASSIC (6V2) 11/95→11/09</b>							
<b>Führungshülzensatz, Bremssattel</b>							
1.9 TDI	67	01/97→08/99	←			11.0101-5403.2 260010	TRW
90 1.9 TDI	66	09/96→09/01	←				
100 1.6	74	12/95→09/01	←	05/96→		11.0101-5403.2 260010	TRW
110 1.9 TDI	81	06/98→01/02	←	→ 09/01		11.0101-5403.2 260010	TRW
54 1.4	40	01/98→08/99	←	→ 6K-V-022628; + ABS		11.0101-4801.2 260006	ATE
60 1.4	44	12/95→09/01	←			24.0102-4801.2 260085	ATE
75 1.4 16V	55	10/99→09/01	←	6K-V-022629→		11.0101-4801.2 260006	ATE
			←			24.0102-4801.2 260085	ATE
			←	→ 6K-V-022628; - ABS		11.0101-4803.2 260008	ATE
			←			24.0102-4803.2 260086	ATE
64 1.9 D	47	01/96→10/96	←	6N-TW082001→		11.0101-4801.2 260006	ATE
			←	6N-SY087411→ 6N-TY140000		24.0102-4801.2 260085	ATE
			←	6N-SW008501→ 6N-TW082000		11.0101-4801.2 260006	ATE
			←			24.0102-4801.2 260085	ATE
			←	6N-TY140001→		11.0101-4801.2 260006	ATE
			←			24.0102-4801.2 260085	ATE
			←	→ 6N-SY087410		11.0101-4803.2 260008	ATE
			←			24.0102-4803.2 260086	ATE
			←	→ 6N-SW008500		11.0101-4803.2 260008	ATE
			←			24.0102-4803.2 260086	ATE
68 1.9 SDI	50	08/99→01/02	←	→ 09/01		11.0101-4801.2 260006	ATE
			←			24.0102-4801.2 260085	ATE
75 1.6	55	11/95→09/97	←	05/96→		11.0101-4801.2 260006	ATE
75 1.6	55	11/95→09/01	←			11.0101-5403.2 260010	TRW
			←			24.0102-4801.2 260085	ATE
90 1.8	66	01/97→09/01	←	03/98→		11.0101-5403.2 260010	TRW
<b>Dichtungssatz, Bremssattel</b>							
1.9 SDI	48	06/96→09/01	←			11.0441-4808.2 250022	ATE
57 1.7 SDI	42	07/97→09/01	←				
64 1.9 SDI	47	12/95→08/99	←				
54 1.4	40	01/98→08/99	←	→ 6K-V-022628		11.0441-4808.2 250022	ATE
60 1.4	44	12/95→09/01	←				
75 1.4 16V	55	10/99→09/01	←	6K-V-022629→		11.0441-4808.2 250022	ATE
64 1.9 D	47	01/96→10/96	←	6N-TW082001→		11.0441-4808.2 250022	ATE
			←	6N-SW008501→ 6N-TW082000		11.0441-4808.2 250022	ATE
			←	→ 6N-SW008500		11.0441-4808.2 250022	ATE
			←	→ 6N-SY087410		11.0441-4808.2 250022	ATE
			←	6N-TY140001→		11.0441-4808.2 250022	ATE
			←	6N-SY087411→ 6N-TY140000		11.0441-4808.2 250022	ATE
68 1.9 SDI	50	08/99→01/02	←	→ 09/01		11.0441-4808.2 250022	ATE
75 1.6	55	11/95→09/97	←	05/96→		11.0441-4808.2 250022	ATE
75 1.6	55	11/95→09/01	←				
<b>Zubehörsatz, Bremssattel</b>							
1.9 TDI	67	01/97→08/99	←			24.0101-4301.2 260047	TRW
90 1.9 TDI	66	09/96→09/01	←				
100 1.6	74	12/95→09/01	←	05/96→		24.0101-4301.2 260047	TRW
75 1.6	55	11/95→09/97	←				
75 1.6	55	11/95→09/01	←				
110 1.9 TDI	81	06/98→01/02	←	→ 09/01		24.0101-4301.2 260047	TRW
90 1.8	66	01/97→09/01	←	03/98→		24.0101-4301.2 260047	TRW
<b>Bremsschlauch</b>							
1.9 SDI	48	06/96→09/01	←		2	24.5105-0442.3 331432	L= 442
57 1.7 SDI	42	07/97→09/01	←				
60 1.4	44	12/95→09/01	→	→ 09/99	2	24.5230-0143.3 330402	L= 143
75 1.6	55	11/95→09/01	→				
90 1.9 TDI	66	09/96→09/01	→	10/99→	2	83.7858-0140.3 330837	L= 140
1.9 TDI	67	01/97→08/99	←		2	24.5105-0442.3 331432	L= 442
54 1.4	40	01/98→08/99	←				
64 1.9 SDI	47	12/95→08/99	→		2	24.5230-0143.3 330402	L= 143
75 1.6	55	11/95→09/97	→				
100 1.6	74	12/95→09/01	←	05/96→	2	24.5105-0442.3 331432	L= 442
↓							



	kW			 	! #		
<b>VW - POLO CLASSIC (6V2) 11/95→11/09</b>							
 <b>Bremsschlauch</b>							
100 1.6	74	12/95→09/01	➔	05/96→ 09/99	2	24.5230-0143.3 330402	L= 143
			➔	10/99→	2	83.7858-0140.3 330837	L= 140
110 1.9 TDI 68 1.9 SDI	81 50	06/98→01/02 08/99→01/02	➔	→ 09/01	2	24.5105-0442.3 331432	L= 442
			➔	→ 09/99	2	24.5230-0143.3 330402	L= 143
			➔	10/99→ 09/01	2	83.7858-0140.3 330837	L= 140
64 1.9 D	47	01/96→10/96	➔		2	24.5147-0385.3 331427	L= 384
			➔		2	24.5230-0143.3 330402	L= 143
75 1.4 16V	55	10/99→09/01	➔		2	24.5105-0442.3 331432	L= 442
			➔		2	83.7858-0140.3 330837	L= 140
90 1.8	66	01/97→09/01	➔	03/98→	2	24.5105-0442.3 331432	L= 442
			➔	03/98→ 09/99	2	24.5230-0143.3 330402	L= 143
			➔	10/99→	2	83.7858-0140.3 330837	L= 140
<b>VW - POLO Stufenheck (9A4, 9A2, 9N2) 09/02→</b>							
 <b>Bremssattel</b>							
1.4 1.4 1.4 TDI 1.9 TDi	55 74 55 74	07/06→04/12 11/03→ 07/03→ 09/02→	➔	☐; → 05/09; +PR 1LQ;1LR;1ZF;1ZG		11.9541-9549.2 220575	ATE Ø 54 - Halter
			➔	☐; → 05/09; +PR 1LQ;1LR;1ZF;1ZG		11.9541-9550.2 220576	ATE Ø 54 - Halter
			➔	☐; → 05/09; +PR 1LJ		11.9541-9595.2 220501	ATE Ø 54 - Halter
			➔	☐; → 05/09; +PR 1LJ		11.9541-9596.2 220502	ATE Ø 54 - Halter
			➔	☐; → 05/09; +PR 1LM;1ZN		24.3481-1735.5 240283	ATE Ø 48 - Halter
			➔	☐; → 05/09; +PR 1LM;1ZN		24.3481-1736.5 240284	ATE Ø 48 - Halter
			➔	☐; → 05/09; +PR 1LN;1ZH;1ZD		24.3541-1797.5 240856	TRW Ø 54 - Halter
			➔	☐; → 05/09; +PR 1LN;1ZH;1ZD		24.3541-1798.5 240857	TRW Ø 54 - Halter
			➔	☐; → 05/09; +PR 1KD;1KS;1KV		24.3344-1709.5 240810	TRW Ø 34 - Halter
			➔	☐; → 05/09; +PR 1KD;1KS;1KV		24.3344-1710.5 240811	TRW Ø 34 - Halter
			➔	☐; → 05/09; +PR 1KK,1KT		24.3384-1729.5 240816	TRW Ø 38 - Halter
			➔	☐; → 05/09; +PR 1KK,1KT		24.3384-1730.5 240817	TRW Ø 38 - Halter
1.6	74	09/02→	➔	☐; 05/06→ 05/09; +PR 1LQ;1LR;1ZF;1ZG		11.9541-9549.2 220575	ATE Ø 54 - Halter
			➔	☐; 05/06→ 05/09; +PR 1LQ;1LR;1ZF;1ZG		11.9541-9550.2 220576	ATE Ø 54 - Halter
			➔	☐; 05/06→ 05/09; +PR 1LJ		11.9541-9595.2 220501	ATE Ø 54 - Halter
			➔	☐; 05/06→ 05/09; +PR 1LJ		11.9541-9596.2 220502	ATE Ø 54 - Halter
			➔	☐; 05/06→ 05/09; +PR 1LM;1ZN		24.3481-1735.5 240283	ATE Ø 48 - Halter
			➔	☐; 05/06→ 05/09; +PR 1LM;1ZN		24.3481-1736.5 240284	ATE Ø 48 - Halter
			➔	☐; 05/06→ 05/09; +PR 1LN;1ZH;1ZD		24.3541-1797.5 240856	TRW Ø 54 - Halter
			➔	☐; 05/06→ 05/09; +PR 1LN;1ZH;1ZD		24.3541-1798.5 240857	TRW Ø 54 - Halter
			➔	☐; 05/06→ 05/09; +PR 1KD;1KS;1KV		24.3344-1709.5 240810	TRW Ø 34 - Halter
			➔	☐; 05/06→ 05/09; +PR 1KD;1KS;1KV		24.3344-1710.5 240811	TRW Ø 34 - Halter
			➔	☐; 05/06→ 05/09; +PR 1KK,1KT		24.3384-1729.5 240816	TRW Ø 38 - Halter
			➔	☐; 05/06→ 05/09; +PR 1KK,1KT		24.3384-1730.5 240817	TRW Ø 38 - Halter
1.9 SDI	47	09/02→	➔	☐; → 05/09; +PR 1LQ;1LR;1ZF;1ZG		11.9541-9549.2 220575	ATE Ø 54 - Halter
			➔	☐; → 05/09; +PR 1LQ;1LR;1ZF;1ZG		11.9541-9550.2 220576	ATE Ø 54 - Halter
			➔	☐; → 05/09; +PR 1LJ		11.9541-9595.2 220501	ATE Ø 54 - Halter
			➔	☐; → 05/09; +PR 1LJ		11.9541-9596.2 220502	ATE Ø 54 - Halter
			➔	☐; → 05/09; +PR 1LM;1ZN		24.3481-1735.5 240283	ATE Ø 48 - Halter
			➔	☐; → 05/09; +PR 1LM;1ZN		24.3481-1736.5 240284	ATE Ø 48 - Halter
			➔	☐; → 05/09; +PR 1LN;1ZH;1ZD		24.3541-1797.5 240856	TRW Ø 54 - Halter
			➔	☐; → 05/09; +PR 1LN;1ZH;1ZD		24.3541-1798.5 240857	TRW Ø 54 - Halter
			➔	☐; → 05/09; +PR 1KD;1KS;1KV		24.3344-1709.5 240810	TRW Ø 34 - Halter
			➔	☐; → 05/09; +PR 1KD;1KS;1KV		24.3344-1710.5 240811	TRW Ø 34 - Halter
			➔	☐; → 05/09; +PR 1KK,1KT		24.3384-1729.5 240816	TRW Ø 38 - Halter
			➔	☐; → 05/09; +PR 1KK,1KT		24.3384-1730.5 240817	TRW Ø 38 - Halter
<b>Feder, Bremssattel</b>							
1.4 1.4 1.4 TDI ↓	55 74 55	07/06→04/12 11/03→ 07/03→		→ 05/09; +PR 1LJ	2	11.8116-0143.1 390513	ATE





**VW - POLO Stufenheck (9A4, 9A2, 9N2) 09/02→**

**Feder, Bremssattel**

1.9 SDI	47	09/02→		→ 05/09; +PR 1LJ	2	11.8116-0143.1	390513	ATE
1.9 TDi	74	09/02→						
1.6	74	09/02→		05/06→ 05/09; +PR 1LJ	2	11.8116-0143.1	390513	ATE

**Führungshülzensatz, Bremssattel**

1.4	55	07/06→04/12	←	→ 05/09; +PR 1LJ		11.0101-5409.2	260035	ATE
1.4	74	11/03→						
1.4 TDi	55	07/03→	←	→ 05/09; +PR 1LQ;1LR;1ZF;1ZG		11.0101-5409.2	260035	ATE
1.9 SDI	47	09/02→						
1.9 TDi	74	09/02→						
1.6	74	09/02→	←	05/06→ 05/09; +PR 1LJ		11.0101-5409.2	260035	ATE
			←	05/06→ 05/09; +PR 1LQ;1LR;1ZF;1ZG		11.0101-5409.2	260035	ATE

**Führungsbolzen, Bremssattel**

1.4	55	07/06→04/12		→ 05/09; +PR 1LJ		11.8171-0008.1	990049	ATE
1.4	74	11/03→						
1.4 TDi	55	07/03→		→ 05/09; +PR 1LQ;1LR;1ZF;1ZG		11.8171-0069.1	250152	ATE
1.9 SDI	47	09/02→						
1.9 TDi	74	09/02→						
1.6	74	09/02→		05/06→ 05/09; +PR 1LJ		11.8171-0008.1	990049	ATE
				05/06→ 05/09; +PR 1LQ;1LR;1ZF;1ZG		11.8171-0069.1	250152	ATE

**Dichtungssatz, Bremssattel**

1.4	55	07/06→04/12		→ 05/09; +PR 1LJ		11.0441-5409.2	250031	ATE
1.4	74	11/03→						
1.4 TDi	55	07/03→						
1.9 SDI	47	09/02→						
1.9 TDi	74	09/02→						
1.6	74	09/02→		05/06→ 05/09; +PR 1LJ		11.0441-5409.2	250031	ATE

**Bremsschlauch**











1.4	55	07/06→04/12	←	→ 05/09	2	83.6247-0522.3	330595	L= 522
1.4	74	11/03→						
1.4 TDi	55	07/03→	→	☐ / am Bremssattel; → 05/09; +PR 1KD,1KS,1KV,2EJ		24.1253-0050.3	331148	L= 192 mit Rohrleitung
1.9 SDI	47	09/02→	→	☐ / am Bremssattel; → 05/09; Scheibenbremse		24.1253-0050.3	331148	L= 192 mit Rohrleitung
1.9 TDi	74	09/02→	→	☐ / am Bremssattel; → 05/09; Scheibenbremse		24.1253-0060.3	331149	L= 192 mit Rohrleitung
			→	☐ / am Bremssattel; → 05/09; +PR 1KD,1KS,1KV,2EJ		24.1253-0060.3	331149	L= 192 mit Rohrleitung
			→	→ 05/09	2	83.7858-0140.3	330837	L= 140
1.6	74	09/02→	←	05/06→ 05/09	2	83.6247-0522.3	330595	L= 522
			→	☐ / am Bremssattel; 05/06→ 05/09; Scheibenbremse		24.1253-0050.3	331148	L= 192 mit Rohrleitung
			→	☐ / am Bremssattel; 05/06→ 05/09; +PR 1KD,1KS,1KV,2EJ		24.1253-0050.3	331148	L= 192 mit Rohrleitung
			→	☐ / am Bremssattel; 05/06→ 05/09; Scheibenbremse		24.1253-0060.3	331149	L= 192 mit Rohrleitung
			→	☐ / am Bremssattel; 05/06→ 05/09; +PR 1KD,1KS,1KV,2EJ		24.1253-0060.3	331149	L= 192 mit Rohrleitung
			→	05/06→ 05/09	2	83.7858-0140.3	330837	L= 140

**VW - POLO Stufenheck (602, 604, 612, 614) 05/09→**

**Bremssattel**

1.6	63	11/10→	←	☐; 07/14→; +PR 1ZG,1LR,1ZJ		11.9541-9549.2	220575	ATE Ø 54 - Halter
1.6	77	05/10→	←	☐; 07/14→; +PR 1ZG,1LR,1ZJ		11.9541-9550.2	220576	ATE Ø 54 - Halter
			←	☐; 07/14→; +PR 1ZD		11.9541-9553.2	220563	ATE Ø 54 - Halter
			←	☐; 07/14→; +PR 1ZP,1ZR		11.9541-9553.2	220563	ATE Ø 54 - Halter
			←	☐; 07/14→; +PR 1LN,1ZC		11.9541-9553.2	220563	ATE Ø 54 - Halter
			←	☐; 07/14→; +PR 1ZP,1ZR		11.9541-9554.2	220564	ATE Ø 54 - Halter
			←	☐; 07/14→; +PR 1LN,1ZC		11.9541-9554.2	220564	ATE Ø 54 - Halter
			←	☐; 07/14→; +PR 1ZD		11.9541-9554.2	220564	ATE Ø 54 - Halter
			→	☐; 07/14→; +PR 1KK,1KT,2EJ		24.3387-1735.5	240657	TRW Ø 38 - Halter
			→	☐; 07/14→; +PR 1KV		24.3387-1735.5	240657	TRW Ø 38 - Halter
			→	☐; 07/14→; +PR 1KK,1KT,2EJ		24.3387-1736.5	240658	TRW Ø 38 - Halter
			→	☐; 07/14→; +PR 1KV		24.3387-1736.5	240658	TRW Ø 38 - Halter

↓

	kw					! #		
<b>VW - POLO Stufenheck (602, 604, 612, 614) 05/09→</b>								
 <b>Bremssattel</b>								
1.6	81	05/15→	←	☐; +PR 1ZG,1LR,1ZJ		11.9541-9549.2	220575	ATE Ø 54 - Halter
			←	☐; +PR 1ZG,1LR,1ZJ		11.9541-9550.2	220576	ATE Ø 54 - Halter
			←	☐; +PR 1LN,1ZC		11.9541-9553.2	220563	ATE Ø 54 - Halter
			←	☐; +PR 1ZD		11.9541-9553.2	220563	ATE Ø 54 - Halter
			←	☐; +PR 1ZP,1ZR		11.9541-9553.2	220563	ATE Ø 54 - Halter
			←	☐; +PR 1ZP,1ZR		11.9541-9554.2	220564	ATE Ø 54 - Halter
			←	☐; +PR 1ZD		11.9541-9554.2	220564	ATE Ø 54 - Halter
			←	☐; +PR 1LN,1ZC		11.9541-9554.2	220564	ATE Ø 54 - Halter
			→	☐; +PR 1KK,1KT,2EJ		24.3387-1735.5	240657	TRW Ø 38 - Halter
			→	☐; +PR 1KV		24.3387-1735.5	240657	TRW Ø 38 - Halter
			→	☐; +PR 1KK,1KT,2EJ		24.3387-1736.5	240658	TRW Ø 38 - Halter
			→	☐; +PR 1KV		24.3387-1736.5	240658	TRW Ø 38 - Halter
<b>Feder, Bremssattel</b>								
1.6	63	11/10→		07/14→; +PR 1LN,1ZC	2	11.8116-0351.1	390538	ATE
1.6	77	05/10→		07/14→; +PR 1ZD	2	11.8116-0351.1	390538	ATE
				07/14→; +PR 1ZP,1ZR	2	11.8116-0351.1	390538	ATE
1.6	81	05/15→		+PR 1ZD	2	11.8116-0351.1	390538	ATE
				+PR 1LN,1ZC	2	11.8116-0351.1	390538	ATE
				+PR 1ZP,1ZR	2	11.8116-0351.1	390538	ATE
<b>Führungshülzensatz, Bremssattel</b>								
1.6	63	11/10→	←	07/14→; +PR 1ZD		11.0101-5409.2	260035	ATE
1.6	77	05/10→	←	07/14→; +PR 1ZP,1ZR		11.0101-5409.2	260035	ATE
			←	07/14→; +PR 1LN,1ZC		11.0101-5409.2	260035	ATE
			←	07/14→; +PR 1ZG,1LR,1ZJ		11.0101-5409.2	260035	ATE
1.6	81	05/15→	←	+PR 1ZG,1LR,1ZJ		11.0101-5409.2	260035	ATE
			←	+PR 1ZD		11.0101-5409.2	260035	ATE
			←	+PR 1LN,1ZC		11.0101-5409.2	260035	ATE
			←	+PR 1ZP,1ZR		11.0101-5409.2	260035	ATE
<b>Führungsbolzen, Bremssattel</b>								
1.6	63	11/10→		07/14→; +PR 1ZG,1LR,1ZJ		11.8171-0008.1	990049	ATE
1.6	77	05/10→		07/14→; +PR 1ZP,1ZR		11.8171-0008.1	990049	ATE
				07/14→; +PR 1ZD		11.8171-0008.1	990049	ATE
				07/14→; +PR 1LN,1ZC		11.8171-0008.1	990049	ATE
1.6	81	05/15→		+PR 1ZP,1ZR		11.8171-0008.1	990049	ATE
				+PR 1LN,1ZC		11.8171-0008.1	990049	ATE
				+PR 1ZG,1LR,1ZJ		11.8171-0008.1	990049	ATE
				+PR 1ZD		11.8171-0008.1	990049	ATE
 <b>Bremsschlauch</b>								
1.6	63	11/10→	←	07/14→; +PR 1ZP,1ZR	2	24.5143-0553.3	331568	L= 553
1.6	77	05/10→	→	☐ / am Bremssattel; 07/14→		24.1294-0014.3	331448	L= 205 mit Rohrleitung
			→	☐ / am Bremssattel; 07/14→		24.1294-0015.3	331449	L= 207 mit Rohrleitung
			→	07/14→	2	83.7858-0140.3	330837	L= 140
1.6	81	05/15→	←	+PR 1ZP,1ZR	2	24.5143-0553.3	331568	L= 553
			→	☐ / am Bremssattel		24.1294-0014.3	331448	L= 205 mit Rohrleitung
			→	☐ / am Bremssattel		24.1294-0015.3	331449	L= 207 mit Rohrleitung
			→		2	83.7858-0140.3	330837	L= 140
<b>VW - POLO Van (6R) 01/14→</b>								
 <b>Bremssattel</b>								
1.0	44	01/14→	←	☐; +PR 1ZG,1LR,1ZJ		11.9541-9549.2	220575	ATE Ø 54 - Halter
1.0	55	01/14→						
1.0 TSI	70	11/14→	←	☐; +PR 1ZG,1LR,1ZJ		11.9541-9550.2	220576	ATE Ø 54 - Halter
1.4 TDI	55	03/14→	←	☐; +PR 1LN,1ZC		11.9541-9553.2	220563	ATE Ø 54 - Halter
1.4 TDI	66	02/14→						
1.4 TSI	110	05/14→	←	☐; +PR 1LN,1ZC		11.9541-9554.2	220564	ATE Ø 54 - Halter
↓								

**VW - POLO Van (6R) 01/14→**

**Bremssattel**

1.0	44	01/14→	➡	☐; +PR 1KK,1KT,2EJ	24.3387-1735.5	240657	TRW Ø 38 - Halter
1.0	55	01/14→	➡	☐; +PR 1KK,1KT,2EJ	24.3387-1736.5	240658	TRW Ø 38 - Halter
1.0 TSI	70	11/14→					
1.4 TDI	55	03/14→					
1.4 TDI	66	02/14→					
1.4 TSI	110	05/14→					
1.2 TSI	66	02/14→	←	☐; +PR 1ZG,1LR,1ZJ	11.9541-9549.2	220575	ATE Ø 54 - Halter
1.2 TSI	81	01/14→	←	☐; +PR 1ZG,1LR,1ZJ	11.9541-9550.2	220576	ATE Ø 54 - Halter
			←	☐; +PR 1LN,1ZC	11.9541-9553.2	220563	ATE Ø 54 - Halter
			←	☐; +PR 1ZD	11.9541-9553.2	220563	ATE Ø 54 - Halter
			←	☐; +PR 1ZP,1ZR	11.9541-9553.2	220563	ATE Ø 54 - Halter
			←	☐; +PR 1ZP,1ZR	11.9541-9554.2	220564	ATE Ø 54 - Halter
			←	☐; +PR 1ZD	11.9541-9554.2	220564	ATE Ø 54 - Halter
			←	☐; +PR 1LN,1ZC	11.9541-9554.2	220564	ATE Ø 54 - Halter
			➡	☐; +PR 1KK,1KT,2EJ	24.3387-1735.5	240657	TRW Ø 38 - Halter
			➡	☐; +PR 1KV	24.3387-1735.5	240657	TRW Ø 38 - Halter
			➡	☐; +PR 1KK,1KT,2EJ	24.3387-1736.5	240658	TRW Ø 38 - Halter
			➡	☐; +PR 1KV	24.3387-1736.5	240658	TRW Ø 38 - Halter

**Feder, Bremssattel**

1.0	44	01/14→		+PR 1LN,1ZC	2	11.8116-0351.1	390538	ATE
1.0	55	01/14→						
1.0 TSI	70	11/14→						
1.4 TDI	55	03/14→						
1.4 TDI	66	02/14→						
1.4 TSI	110	05/14→						
1.2 TSI	66	02/14→		+PR 1ZD	2	11.8116-0351.1	390538	ATE
1.2 TSI	81	01/14→		+PR 1LN,1ZC	2	11.8116-0351.1	390538	ATE
				+PR 1ZP,1ZR	2	11.8116-0351.1	390538	ATE

**Führungshülzensatz, Bremssattel**

1.0	44	01/14→	←	+PR 1ZG,1LR,1ZJ	11.0101-5409.2	260035	ATE
1.0	55	01/14→	←	+PR 1LN,1ZC	11.0101-5409.2	260035	ATE
1.0 TSI	70	11/14→					
1.4 TDI	55	03/14→					
1.4 TDI	66	02/14→					
1.4 TSI	110	05/14→					
1.2 TSI	66	02/14→	←	+PR 1ZG,1LR,1ZJ	11.0101-5409.2	260035	ATE
1.2 TSI	81	01/14→	←	+PR 1ZD	11.0101-5409.2	260035	ATE
			←	+PR 1LN,1ZC	11.0101-5409.2	260035	ATE
			←	+PR 1ZP,1ZR	11.0101-5409.2	260035	ATE

**Führungsbolzen, Bremssattel**

1.0	44	01/14→		+PR 1LN,1ZC	11.8171-0008.1	990049	ATE
1.0	55	01/14→					
1.0 TSI	70	11/14→		+PR 1ZG,1LR,1ZJ	11.8171-0008.1	990049	ATE
1.4 TDI	55	03/14→					
1.4 TDI	66	02/14→					
1.4 TSI	110	05/14→					
1.2 TSI	66	02/14→		+PR 1ZP,1ZR	11.8171-0008.1	990049	ATE
1.2 TSI	81	01/14→		+PR 1LN,1ZC	11.8171-0008.1	990049	ATE
				+PR 1ZG,1LR,1ZJ	11.8171-0008.1	990049	ATE
				+PR 1ZD	11.8171-0008.1	990049	ATE



























































**Bremsschlauch**

1.0	44	01/14→	←	+PR 1ZP,1ZR	2	24.5143-0553.3	331568	L= 553
1.0	55	01/14→	➡	☐ / am Bremssattel	24.1294-0014.3	331448	L= 205 mit Rohrleitung	
1.0 TSI	70	11/14→						
1.2 TSI	66	02/14→	➡	☐ / am Bremssattel	24.1294-0015.3	331449	L= 207 mit Rohrleitung	
1.2 TSI	81	01/14→						
1.4 TDI	55	03/14→	➡		2	83.7858-0140.3	330837	L= 140
1.4 TDI	66	02/14→						
1.4 TSI	110	05/14→						










**VW - POLO Van Kasten/Schrägheck (6N1) 09/94→12/99**










**Bremssattel**

1.0	33	10/94→12/99	←	☐; 6N-TY140001→; → 09/96	24.3481-1735.5	240283	ATE Ø 48 - Halter
↓							








	kw			 	! #		
<b>VW - POLO Van Kasten/Schrägheck (6N1) 09/94→12/99</b>							
<b> Bremssattel</b>							
1.0	33	10/94→12/99	  6N-TW082001→; → 09/96	24.3481-1735.5	240283	ATE Ø 48 - Halter	
			  6N-TW082001→; → 09/96	24.3481-1736.5	240284	ATE Ø 48 - Halter	
			  6N-TY140001→; → 09/96	24.3481-1736.5	240284	ATE Ø 48 - Halter	
			  6N-SW008501→ 6N-TW082000	24.3481-1749.5	240281	ATE Ø 48 - Halter	
			  6N-SY087411→ 6N-TY140000	24.3481-1749.5	240281	ATE Ø 48 - Halter	
			  6N-SW008501→ 6N-TW082000	24.3481-1750.5	240282	ATE Ø 48 - Halter	
			  6N-SY087411→ 6N-TY140000	24.3481-1750.5	240282	ATE Ø 48 - Halter	
1.4 1.9 D	44 47	05/98→12/99 10/94→12/99	  6N-TY140001→	24.3481-1735.5	240283	ATE Ø 48 - Halter	
			  6N-TW082001→	24.3481-1735.5	240283	ATE Ø 48 - Halter	
			  6N-TY140001→	24.3481-1736.5	240284	ATE Ø 48 - Halter	
			  6N-TW082001→	24.3481-1736.5	240284	ATE Ø 48 - Halter	
			  6N-SY087411→ 6N-TY140000	24.3481-1749.5	240281	ATE Ø 48 - Halter	
			  6N-SW008501→ 6N-TW082000	24.3481-1749.5	240281	ATE Ø 48 - Halter	
			  6N-SY087411→ 6N-TY140000	24.3481-1750.5	240282	ATE Ø 48 - Halter	
1.7 SDI	44	08/97→12/99	 	24.3481-1735.5	240283	ATE Ø 48 - Halter	
			 	24.3481-1736.5	240284	ATE Ø 48 - Halter	
<b>Führungshülzensatz, Bremssattel</b>							
1.0	33	10/94→12/99	 6N-TY140001→; → 09/96	11.0101-4801.2	260006	ATE	
			 6N-TW082001→; → 09/96	24.0102-4801.2	260085	ATE	
			 6N-SY087411→ 6N-TY140000	11.0101-4801.2	260085	ATE	
			 6N-SW008501→ 6N-TW082000	11.0101-4801.2	260006	ATE	
			 → 6N-SY087410	24.0102-4801.2	260085	ATE	
			 → 6N-SW008500	11.0101-4803.2	260008	ATE	
1.4	44	05/98→12/99	 6N-SY087411→ 6N-TY140000	11.0101-4801.2	260006	ATE	
			 6N-TW082001→	24.0102-4801.2	260085	ATE	
			 6N-SW008501→ 6N-TW082000	11.0101-4801.2	260006	ATE	
			 6N-TY140001→	24.0102-4801.2	260085	ATE	
1.7 SDI	44	08/97→12/99		11.0101-4801.2	260006	ATE	
1.9 D	47	10/94→12/99	 6N-TW082001→	24.0102-4801.2	260085	ATE	
			 6N-SY087411→ 6N-TY140000	11.0101-4801.2	260006	ATE	
			 6N-SW008501→ 6N-TW082000	24.0102-4801.2	260085	ATE	
			 6N-TY140001→	11.0101-4801.2	260006	ATE	
			 → 6N-SY087410	24.0102-4801.2	260085	ATE	
			 → 6N-SW008500	11.0101-4803.2	260008	ATE	
1.9 SDI	47	07/96→12/99	 03/97→	11.0101-4801.2	260006	ATE	
				24.0102-4801.2	260085	ATE	
<b>Dichtungssatz, Bremssattel</b>							
1.0	33	10/94→12/99	6N-SW008501→ 6N-TW082000	11.0441-4808.2	250022	ATE	
			6N-TW082001→; → 09/96	11.0441-4808.2	250022	ATE	
↓							


















	kw					! #		
<b>VW - POLO Van Kasten/Schrägheck (6N1) 09/94→12/99</b>								
<b>Dichtungssatz, Bremssattel</b>								
1.0	33	10/94→12/99		→ 6N-SW008500		11.0441-4808.2	250022	ATE
			←	6N-TY140001→; → 09/96		11.0441-4808.2	250022	ATE
			←	→ 6N-SY087410		11.0441-4808.2	250022	ATE
			←	6N-SY087411→ 6N-TY140000		11.0441-4808.2	250022	ATE
1.4	44	05/98→12/99		6N-TW082001→		11.0441-4808.2	250022	ATE
				6N-SW008501→ 6N-TW082000		11.0441-4808.2	250022	ATE
			←	6N-TY140001→		11.0441-4808.2	250022	ATE
			←	6N-SY087411→ 6N-TY140000		11.0441-4808.2	250022	ATE
1.7 SDI	44	08/97→12/99	←			11.0441-4808.2	250022	ATE
1.9 D	47	10/94→12/99		6N-TW082001→		11.0441-4808.2	250022	ATE
				6N-SW008501→ 6N-TW082000		11.0441-4808.2	250022	ATE
				→ 6N-SW008500		11.0441-4808.2	250022	ATE
			←	→ 6N-SY087410		11.0441-4808.2	250022	ATE
			←	6N-TY140001→		11.0441-4808.2	250022	ATE
			←	6N-SY087411→ 6N-TY140000		11.0441-4808.2	250022	ATE
1.9 SDI	47	07/96→12/99	←	03/97→		11.0441-4808.2	250022	ATE
<b> Bremsschlauch</b>								
1.0	33	10/94→12/99	←	→ 09/96	2	24.5147-0385.3	331427	L= 384
			→	→ 09/96	2	24.5230-0143.3	330402	L= 143
1.4	44	05/98→12/99	←		2	24.5147-0385.3	331427	L= 384
1.7 SDI	44	08/97→12/99	←		2	24.5230-0143.3	330402	L= 143
1.9 D	47	10/94→12/99	→	→ 09/99	2	24.5230-0143.3	330402	L= 143
			→	10/99→	2	83.7858-0140.3	330837	L= 140
1.9 SDI	47	07/96→12/99	←	03/97→	2	24.5105-0442.3	331432	L= 442
			→	03/97→; → 6K-X-609999	2	24.5230-0143.3	330402	L= 143
			→	6K-X-610000→	2	83.7858-0140.3	330837	L= 140
<b>VW - POLO Variant (6V5) 04/97→09/01</b>								
<b> Bremssattel</b>								
1.4	40	12/98→09/01	←	☐; - ABS		24.3481-1745.5	240277	ATE Ø 48 - Halter
1.4	44	05/97→09/01	←	☐; - ABS		24.3481-1746.5	240278	ATE Ø 48 - Halter
1.4 16V	55	10/99→09/01	←	☐; - ABS		24.3481-1746.5	240278	ATE Ø 48 - Halter
1.6	74	05/97→09/01	←	☐		24.3541-1609.5	240039	TRW Ø 54 - Halter
1.8	66	05/97→09/01	←	☐		24.3541-1610.5	240040	TRW Ø 54 - Halter
1.9 TDI	66	05/97→09/01	←	☐		24.3541-1610.5	240039	TRW Ø 54 - Halter
1.9 TDI	81	06/98→09/01	←	☐		24.3541-1610.5	240039	TRW Ø 54 - Halter
			←	☐		24.3541-1610.5	240040	TRW Ø 54 - Halter
			→	☐		24.3384-1723.5	240842	TRW Ø 38 - Halter
			→	☐		24.3384-1724.5	240843	TRW Ø 38 - Halter
<b>Führungshülzensatz, Bremssattel</b>								
1.4	40	12/98→09/01	←	+ ABS		11.0101-4801.2	260006	ATE
1.4	44	05/97→09/01	←	+ ABS		24.0102-4801.2	260085	ATE
1.4 16V	55	10/99→09/01	←	+ ABS		24.0102-4803.2	260086	ATE
			←	- ABS		11.0101-4803.2	260008	ATE
						24.0102-4803.2	260086	ATE
1.6	55	05/97→09/01	←			11.0101-4801.2	260006	ATE
1.7 SDI	42	08/97→09/01	←			24.0102-4801.2	260085	ATE
1.9 SDI	47	06/97→09/01	←			24.0102-4801.2	260085	ATE
1.9 SDI	50	08/99→09/01	←			24.0102-4801.2	260085	ATE
1.6	74	05/97→09/01	←			11.0101-5403.2	260010	TRW
1.8	66	05/97→09/01	←			11.0101-5403.2	260010	TRW
1.9 TDI	66	05/97→09/01	←			11.0101-5403.2	260010	TRW
1.9 TDI	81	06/98→09/01	←			11.0101-5403.2	260010	TRW
<b>Dichtungssatz, Bremssattel</b>								
1.4	40	12/98→09/01	←			11.0441-4808.2	250022	ATE
1.4	44	05/97→09/01	←			11.0441-4808.2	250022	ATE
1.4 16V	55	10/99→09/01	←			11.0441-4808.2	250022	ATE
1.6	55	05/97→09/01	←			11.0441-4808.2	250022	ATE
1.7 SDI	42	08/97→09/01	←			11.0441-4808.2	250022	ATE
1.9 SDI	47	06/97→09/01	←			11.0441-4808.2	250022	ATE
1.9 SDI	50	08/99→09/01	←			11.0441-4808.2	250022	ATE
↓								








	kw			 	! #		
<b>VW - POLO Variant (6V5) 04/97→09/01</b>							
<b>Zubehörsatz, Bremssattel</b>							
1.6	74	05/97→09/01	←			24.0101-4301.2 260047	TRW
1.8	66	05/97→09/01					
1.9 TDI	66	05/97→09/01					
1.9 TDI	81	06/98→09/01					
<b> Bremsschlauch</b>							
1.4	40	12/98→09/01	←		2	24.5105-0442.3 331432	L= 442
1.4	44	05/97→09/01					
1.4 16V	55	10/99→09/01	→	→ 6K-X-609999	2	24.5230-0143.3 330402	L= 143
1.6	55	05/97→09/01	→	6K-X-610000→	2	83.7858-0140.3 330837	L= 140
1.6	74	05/97→09/01					
1.7 SDI	42	08/97→09/01					
1.8	66	05/97→09/01					
1.9 SDI	47	06/97→09/01					
1.9 SDI	50	08/99→09/01					
1.9 TDI	66	05/97→09/01					
1.9 TDI	81	06/98→09/01					
<b>VW - SCIROCCO (137, 138) 05/08→11/17</b>							
<b> Bremssattel</b>							
1.4 TSI	90	08/08→11/17	←	☐; 09/08→; +PR 1ZE,1ZP		11.9541-9553.2 220563	ATE Ø 54 - Halter
			←	☐; 09/08→; +PR 1LJ,1ZA,1ZD		11.9541-9553.2 220563	ATE Ø 54 - Halter
			←	☐; 09/08→; +PR 1ZB		11.9541-9553.2 220563	ATE Ø 54 - Halter
			←	☐; 09/08→; +PR 1LJ,1ZA,1ZD		11.9541-9554.2 220564	ATE Ø 54 - Halter
			←	☐; 09/08→; +PR 1ZB		11.9541-9554.2 220564	ATE Ø 54 - Halter
			←	☐; 09/08→; +PR 1ZE,1ZP		11.9541-9554.2 220564	ATE Ø 54 - Halter
			→	☐; 09/08→; +PR 1KD		24.3384-1755.5 240886	TRW Ø 38 - Halter
			→	☐; 09/08→; +PR 1KD		24.3384-1756.5 240887	TRW Ø 38 - Halter
			→	☐; 09/08→; +PR 1KE		24.3414-1709.5 240834	TRW Ø 41 - Halter
			→	☐; 09/08→; +PR 1KE		24.3414-1710.5 240835	TRW Ø 41 - Halter
1.4 TSI	92	11/13→11/17	←	☐; +PR 1LJ,1ZA,1ZD		11.9541-9553.2 220563	ATE Ø 54 - Halter
1.4 TSI	110	07/15→11/17	←	☐; +PR 1ZB		11.9541-9553.2 220563	ATE Ø 54 - Halter
2.0 R	188	11/09→11/17	←	☐; +PR 1ZE,1ZP		11.9541-9553.2 220563	ATE Ø 54 - Halter
2.0 R	195	11/09→11/17	←	☐; +PR 1ZB		11.9541-9554.2 220564	ATE Ø 54 - Halter
2.0 TDI	100	11/10→11/17	←	☐; +PR 1ZE,1ZP		11.9541-9554.2 220564	ATE Ø 54 - Halter
2.0 TDI	110	11/13→11/17	←	☐; +PR 1ZB		11.9541-9554.2 220564	ATE Ø 54 - Halter
2.0 TDI	125	05/09→11/17	←	☐; +PR 1ZE,1ZP		11.9541-9554.2 220564	ATE Ø 54 - Halter
2.0 TDI	130	01/13→11/17	←	☐; +PR 1LJ,1ZA,1ZD		11.9541-9554.2 220564	ATE Ø 54 - Halter
2.0 TDI	135	05/14→11/17	←	☐; +PR 1LJ,1ZA,1ZD		11.9541-9554.2 220564	ATE Ø 54 - Halter
2.0 TSI	132	11/13→11/17	→	☐; +PR 1KD		24.3384-1755.5 240886	TRW Ø 38 - Halter
2.0 TSI	155	11/09→11/17	→	☐; +PR 1KD		24.3384-1756.5 240887	TRW Ø 38 - Halter
2.0 TSI	162	11/13→11/17	→	☐; +PR 1KE		24.3414-1709.5 240834	TRW Ø 41 - Halter
			→	☐; +PR 1KE		24.3414-1710.5 240835	TRW Ø 41 - Halter
1.4 TSI	118	05/08→11/17	←	☐; 08/08→; +PR 1ZE,1ZP		11.9541-9553.2 220563	ATE Ø 54 - Halter
2.0 TSI	147	05/08→11/09	←	☐; 08/08→; +PR 1ZB		11.9541-9553.2 220563	ATE Ø 54 - Halter
			←	☐; 08/08→; +PR 1LJ,1ZA,1ZD		11.9541-9553.2 220563	ATE Ø 54 - Halter
			←	☐; 08/08→; +PR 1ZE,1ZP		11.9541-9554.2 220564	ATE Ø 54 - Halter
			←	☐; 08/08→; +PR 1LJ,1ZA,1ZD		11.9541-9554.2 220564	ATE Ø 54 - Halter
			←	☐; 08/08→; +PR 1ZB		11.9541-9554.2 220564	ATE Ø 54 - Halter
			→	☐; 08/08→; +PR 1KD		24.3384-1755.5 240886	TRW Ø 38 - Halter
			→	☐; 08/08→; +PR 1KD		24.3384-1756.5 240887	TRW Ø 38 - Halter
			→	☐; 08/08→; +PR 1KE		24.3414-1709.5 240834	TRW Ø 41 - Halter
			→	☐; 08/08→; +PR 1KE		24.3414-1710.5 240835	TRW Ø 41 - Halter
2.0 R	206	05/14→11/17	←	☐; 08/14→; +PR 1LJ,1ZA,1ZD		11.9541-9553.2 220563	ATE Ø 54 - Halter
			←	☐; 08/14→; +PR 1ZE,1ZP		11.9541-9553.2 220563	ATE Ø 54 - Halter
			←	☐; 08/14→; +PR 1ZB		11.9541-9553.2 220563	ATE Ø 54 - Halter
			←	☐; 08/14→; +PR 1LJ,1ZA,1ZD		11.9541-9554.2 220564	ATE Ø 54 - Halter
			←	☐; 08/14→; +PR 1ZB		11.9541-9554.2 220564	ATE Ø 54 - Halter
			←	☐; 08/14→; +PR 1ZE,1ZP		11.9541-9554.2 220564	ATE Ø 54 - Halter
			→	☐; 08/14→; +PR 1KD		24.3384-1755.5 240886	TRW Ø 38 - Halter
			→	☐; 08/14→; +PR 1KD		24.3384-1756.5 240887	TRW Ø 38 - Halter
			→	☐; 08/14→; +PR 1KE		24.3414-1709.5 240834	TRW Ø 41 - Halter
			→	☐; 08/14→; +PR 1KE		24.3414-1710.5 240835	TRW Ø 41 - Halter










	kw			 	! #		
<b>VW - SCIROCCO (137, 138) 05/08→11/17</b>							
<b>Bremssattel</b>							
2.0 R	206	05/14→11/17	➡	☐; 08/14→; +PR 1KE		24.3414-1710.5 240835	TRW Ø 41 - Halter
2.0 TDI	103	08/08→11/17	←	☐; 10/08→; +PR 1ZB		11.9541-9553.2 220563	ATE Ø 54 - Halter
			←	☐; 10/08→; +PR 1ZE, 1ZP		11.9541-9553.2 220563	ATE Ø 54 - Halter
			←	☐; 10/08→; +PR 1LJ, 1ZA, 1ZD		11.9541-9553.2 220563	ATE Ø 54 - Halter
			←	☐; 10/08→; +PR 1LJ, 1ZA, 1ZD		11.9541-9554.2 220564	ATE Ø 54 - Halter
			←	☐; 10/08→; +PR 1ZB		11.9541-9554.2 220564	ATE Ø 54 - Halter
			←	☐; 10/08→; +PR 1ZE, 1ZP		11.9541-9554.2 220564	ATE Ø 54 - Halter
			➡	☐; 10/08→; +PR 1KD		24.3384-1755.5 240886	TRW Ø 38 - Halter
			➡	☐; 10/08→; +PR 1KD		24.3384-1756.5 240887	TRW Ø 38 - Halter
			➡	☐; 10/08→; +PR 1KE		24.3414-1709.5 240834	TRW Ø 41 - Halter
➡	☐; 10/08→; +PR 1KE		24.3414-1710.5 240835	TRW Ø 41 - Halter			
<b>Halter, Bremssattel</b>							
1.4 TSI	90	08/08→11/17	←	09/08→; +PR 1ZB	2	11.0230-0131.1 260129	ATE
			←	09/08→; +PR 1LJ, 1ZA, 1ZD	2	11.0230-0131.1 260129	ATE
1.4 TSI	92	11/13→11/17	←	+PR 1ZB	2	11.0230-0131.1 260129	ATE
1.4 TSI	110	07/15→11/17	←	+PR 1LJ, 1ZA, 1ZD	2	11.0230-0131.1 260129	ATE
188	11/09→11/17						
2.0 R	195	11/09→11/17					
2.0 TDI	100	11/10→11/17					
2.0 TDI	110	11/13→11/17					
2.0 TDI	125	05/09→11/17					
2.0 TDI	130	01/13→11/17					
2.0 TDI	135	05/14→11/17					
2.0 TSI	132	11/13→11/17					
2.0 TSI	155	11/09→11/17					
2.0 TSI	162	11/13→11/17					
1.4 TSI	118	05/08→11/17	←	08/08→; +PR 1ZB	2	11.0230-0131.1 260129	ATE
2.0 TSI	147	05/08→11/09	←	08/08→; +PR 1LJ, 1ZA, 1ZD	2	11.0230-0131.1 260129	ATE
2.0 R	206	05/14→11/17	←	08/14→; +PR 1LJ, 1ZA, 1ZD	2	11.0230-0131.1 260129	ATE
			←	08/14→; +PR 1ZB	2	11.0230-0131.1 260129	ATE
2.0 TDI	103	08/08→11/17	←	10/08→; +PR 1ZB	2	11.0230-0131.1 260129	ATE
			←	10/08→; +PR 1LJ, 1ZA, 1ZD	2	11.0230-0131.1 260129	ATE
<b>Feder, Bremssattel</b>							
1.4 TSI	90	08/08→11/17	←	09/08→; +PR 1ZE, 1ZP	2	11.8116-0351.1 390538	ATE
			←	09/08→; +PR 1ZB	2	11.8116-0351.1 390538	ATE
			←	09/08→; +PR 1LJ, 1ZA, 1ZD	2	11.8116-0351.1 390538	ATE
1.4 TSI	92	11/13→11/17	←	+PR 1ZB	2	11.8116-0351.1 390538	ATE
1.4 TSI	110	07/15→11/17	←	+PR 1ZE, 1ZP	2	11.8116-0351.1 390538	ATE
188	11/09→11/17						
2.0 R	195	11/09→11/17					
2.0 TDI	100	11/10→11/17					
2.0 TDI	110	11/13→11/17					
2.0 TDI	125	05/09→11/17					
2.0 TDI	130	01/13→11/17					
2.0 TDI	135	05/14→11/17					
2.0 TSI	132	11/13→11/17					
2.0 TSI	155	11/09→11/17					
2.0 TSI	162	11/13→11/17					
1.4 TSI	118	05/08→11/17	←	08/08→; +PR 1ZB	2	11.8116-0351.1 390538	ATE
2.0 TSI	147	05/08→11/09	←	08/08→; +PR 1ZE, 1ZP	2	11.8116-0351.1 390538	ATE
			←	08/08→; +PR 1LJ, 1ZA, 1ZD	2	11.8116-0351.1 390538	ATE
2.0 R	206	05/14→11/17	←	08/14→; +PR 1ZE, 1ZP	2	11.8116-0351.1 390538	ATE
			←	08/14→; +PR 1LJ, 1ZA, 1ZD	2	11.8116-0351.1 390538	ATE
			←	08/14→; +PR 1ZB	2	11.8116-0351.1 390538	ATE
2.0 TDI	103	08/08→11/17	←	10/08→; +PR 1ZE, 1ZP	2	11.8116-0351.1 390538	ATE
			←	10/08→; +PR 1ZB	2	11.8116-0351.1 390538	ATE
			←	10/08→; +PR 1LJ, 1ZA, 1ZD	2	11.8116-0351.1 390538	ATE
<b>Führungshülzensatz, Bremssattel</b>							
1.4 TSI	90	08/08→11/17	←	09/08→; +PR 1ZK		11.0101-5407.2 260011	ATE
			←	09/08→; +PR 1ZB		11.0101-5409.2 260035	ATE
↓							











	kw			 	! #		
<b>VW - SCIROCCO (137, 138) 05/08→11/17</b>							
<b>Führungshülzensatz, Bremssattel</b>							
1.4 TSI	90	08/08→11/17	←	09/08→; +PR 1LJ,1ZA,1ZD	11.0101-5409.2	260035	ATE
			←	09/08→; +PR 1ZE,1ZP	11.0101-5409.2	260035	ATE
1.4 TSI	92	11/13→11/17	←	+PR 1ZK	11.0101-5407.2	260011	ATE
1.4 TSI	110	07/15→11/17	←	+PR 1ZE,1ZP	11.0101-5409.2	260035	ATE
2.0 R	188	11/09→11/17	←	+PR 1ZB	11.0101-5409.2	260035	ATE
2.0 R	195	11/09→11/17	←	+PR 1ZB	11.0101-5409.2	260035	ATE
2.0 TDI	100	11/10→11/17	←	+PR 1LJ,1ZA,1ZD	11.0101-5409.2	260035	ATE
2.0 TDI	110	11/13→11/17	←	+PR 1LJ,1ZA,1ZD	11.0101-5409.2	260035	ATE
2.0 TDI	125	05/09→11/17					
2.0 TDI	130	01/13→11/17					
2.0 TDI	135	05/14→11/17					
2.0 TSI	132	11/13→11/17					
2.0 TSI	155	11/09→11/17					
2.0 TSI	162	11/13→11/17					
1.4 TSI	118	05/08→11/17	←	08/08→; +PR 1ZK	11.0101-5407.2	260011	ATE
2.0 TSI	147	05/08→11/09	←	08/08→; +PR 1LJ,1ZA,1ZD	11.0101-5409.2	260035	ATE
			←	08/08→; +PR 1ZB	11.0101-5409.2	260035	ATE
			←	08/08→; +PR 1ZE,1ZP	11.0101-5409.2	260035	ATE
2.0 R	206	05/14→11/17	←	08/14→; +PR 1ZK	11.0101-5407.2	260011	ATE
			←	08/14→; +PR 1LJ,1ZA,1ZD	11.0101-5409.2	260035	ATE
			←	08/14→; +PR 1ZE,1ZP	11.0101-5409.2	260035	ATE
			←	08/14→; +PR 1ZB	11.0101-5409.2	260035	ATE
2.0 TDI	103	08/08→11/17	←	10/08→; +PR 1ZK	11.0101-5407.2	260011	ATE
			←	10/08→; +PR 1ZE,1ZP	11.0101-5409.2	260035	ATE
			←	10/08→; +PR 1ZB	11.0101-5409.2	260035	ATE
			←	10/08→; +PR 1LJ,1ZA,1ZD	11.0101-5409.2	260035	ATE
<b>Führungsbolzen, Bremssattel</b>							
1.4 TSI	90	08/08→11/17		09/08→; +PR 1ZE,1ZP	11.8171-0008.1	990049	ATE
				09/08→; +PR 1ZB	11.8171-0008.1	990049	ATE
				09/08→; +PR 1LJ,1ZA,1ZD	11.8171-0008.1	990049	ATE
				09/08→; +PR 1ZK	11.8171-0069.1	250152	ATE
1.4 TSI	92	11/13→11/17		+PR 1LJ,1ZA,1ZD	11.8171-0008.1	990049	ATE
1.4 TSI	110	07/15→11/17		+PR 1ZB	11.8171-0008.1	990049	ATE
2.0 R	188	11/09→11/17		+PR 1ZE,1ZP	11.8171-0008.1	990049	ATE
2.0 R	195	11/09→11/17		+PR 1ZE,1ZP	11.8171-0008.1	990049	ATE
2.0 TDI	100	11/10→11/17		+PR 1ZK	11.8171-0069.1	250152	ATE
2.0 TDI	110	11/13→11/17					
2.0 TDI	125	05/09→11/17					
2.0 TDI	130	01/13→11/17					
2.0 TDI	135	05/14→11/17					
2.0 TSI	132	11/13→11/17					
2.0 TSI	155	11/09→11/17					
2.0 TSI	162	11/13→11/17					
1.4 TSI	118	05/08→11/17		08/08→; +PR 1ZE,1ZP	11.8171-0008.1	990049	ATE
2.0 TSI	147	05/08→11/09		08/08→; +PR 1ZB	11.8171-0008.1	990049	ATE
				08/08→; +PR 1LJ,1ZA,1ZD	11.8171-0008.1	990049	ATE
				08/08→; +PR 1ZK	11.8171-0069.1	250152	ATE
2.0 R	206	05/14→11/17		08/14→; +PR 1LJ,1ZA,1ZD	11.8171-0008.1	990049	ATE
				08/14→; +PR 1ZB	11.8171-0008.1	990049	ATE
				08/14→; +PR 1ZE,1ZP	11.8171-0008.1	990049	ATE
				08/14→; +PR 1ZK	11.8171-0069.1	250152	ATE
2.0 TDI	103	08/08→11/17		10/08→; +PR 1LJ,1ZA,1ZD	11.8171-0008.1	990049	ATE
				10/08→; +PR 1ZB	11.8171-0008.1	990049	ATE
				10/08→; +PR 1ZE,1ZP	11.8171-0008.1	990049	ATE
				10/08→; +PR 1ZK	11.8171-0069.1	250152	ATE
<b>Zubehörsatz, Bremssattel</b>							
1.4 TSI	90	08/08→11/17		09/08→; +PR 1KD	24.0101-3803.2	260101	TRW
				09/08→; +PR 1KW	24.0101-3803.2	260101	TRW
			→	09/08→; +PR 1KE	24.0101-3803.2	260101	TRW
1.4 TSI	92	11/13→11/17		+PR 1KD	24.0101-3803.2	260101	TRW
1.4 TSI	110	07/15→11/17		+PR 1KW	24.0101-3803.2	260101	TRW
2.0 R	188	11/09→11/17		+PR 1KE	24.0101-3803.2	260101	TRW
2.0 R	195	11/09→11/17	→	+PR 1KE	24.0101-3803.2	260101	TRW
2.0 TDI	100	11/10→11/17					
2.0 TDI	110	11/13→11/17					
			↓				

	kw			 	! #		
<b>VW - SCIROCCO (137, 138) 05/08→11/17</b>							
<b>Zubehörsatz, Bremssattel</b>							
2.0 TDI	125	05/09→11/17		+PR 1KD		24.0101-3803.2 260101	TRW
2.0 TDI	130	01/13→11/17		+PR 1KW		24.0101-3803.2 260101	TRW
2.0 TDI	135	05/14→11/17					
2.0 TSI	132	11/13→11/17	➡	+PR 1KE		24.0101-3803.2 260101	TRW
2.0 TSI	155	11/09→11/17					
2.0 TSI	162	11/13→11/17					
1.4 TSI	118	05/08→11/17		08/08→; +PR 1KD		24.0101-3803.2 260101	TRW
2.0 TSI	147	05/08→11/09		08/08→; +PR 1KW		24.0101-3803.2 260101	TRW
			➡	08/08→; +PR 1KE		24.0101-3803.2 260101	TRW
2.0 R	206	05/14→11/17		08/14→; +PR 1KD		24.0101-3803.2 260101	TRW
				08/14→; +PR 1KW		24.0101-3803.2 260101	TRW
			➡	08/14→; +PR 1KE		24.0101-3803.2 260101	TRW
2.0 TDI	103	08/08→11/17		10/08→; +PR 1KW		24.0101-3803.2 260101	TRW
				10/08→; +PR 1KD		24.0101-3803.2 260101	TRW
			➡	10/08→; +PR 1KE		24.0101-3803.2 260101	TRW
<b> Bremsschlauch</b>							
1.4 TSI	90	08/08→11/17	←	09/08→; +PR G03,G07,G08,G11 / G45	2	24.5143-0564.3 331433	L= 564
			←	09/08→; +PR G04,G09,G33	2	83.7849-0502.3 331125	L= 504
			➡	☐; 11/09→; +PR 1KS		83.7847-0254.3 331233	L= 255
			➡	☐; 11/09→; +PR 1KS		83.7847-0257.3 331234	L= 255
			➡	11/09→; +PR 1KW	2	83.7849-0243.3 331099	L= 243
			➡	09/08→ 10/09; +PR 1KD,1KE	2	83.7849-0243.3 331099	L= 243
1.4 TSI	92	11/13→11/17	←	+PR G03,G07,G08,G11 / G45	2	24.5143-0564.3 331433	L= 564
2.0 TDI	110	11/13→11/17	←	+PR G04,G09,G033	2	83.7849-0502.3 331125	L= 504
2.0 TSI	162	11/13→11/17	➡	☐; +PR 1KS		83.7847-0254.3 331233	L= 255
			➡	☐; +PR 1KS		83.7847-0257.3 331234	L= 255
			➡	+PR 1KW	2	83.7849-0243.3 331099	L= 243
1.4 TSI	110	07/15→11/17	←	+PR G03,G07,G08,G11 / G45	2	24.5143-0564.3 331433	L= 564
2.0 R	188	11/09→11/17	←	+PR G04,G09,G33	2	83.7849-0502.3 331125	L= 504
2.0 R	195	11/09→11/17	←	+PR G04,G09,G33	2	83.7849-0502.3 331125	L= 504
2.0 TDI	100	11/10→11/17	➡	☐; +PR 1KS		83.7847-0254.3 331233	L= 255
2.0 TDI	130	01/13→11/17	➡	☐; +PR 1KS		83.7847-0257.3 331234	L= 255
2.0 TDI	135	05/14→11/17	➡	☐; +PR 1KS		83.7847-0257.3 331234	L= 255
2.0 TSI	132	11/13→11/17	➡	+PR 1KW	2	83.7849-0243.3 331099	L= 243
2.0 TSI	155	11/09→11/17	➡	+PR 1KW	2	83.7849-0243.3 331099	L= 243
1.4 TSI	118	05/08→11/17	←	08/08→; +PR G03,G07,G08,G11 / G45	2	24.5143-0564.3 331433	L= 564
2.0 TSI	147	05/08→11/09	←	08/08→; +PR G04,G09,G33	2	83.7849-0502.3 331125	L= 504
			➡	☐; 11/09→; +PR 1KS		83.7847-0254.3 331233	L= 255
			➡	☐; 11/09→; +PR 1KS		83.7847-0257.3 331234	L= 255
			➡	08/08→ 10/09; +PR 1KD,1KE	2	83.7849-0243.3 331099	L= 243
			➡	11/09→; +PR 1KW	2	83.7849-0243.3 331099	L= 243
2.0 R	206	05/14→11/17	←	08/14→; +PR G03,G07,G08,G11 / G45	2	24.5143-0564.3 331433	L= 564
			←	08/14→; +PR G04,G09,G33	2	83.7849-0502.3 331125	L= 504
			➡	☐; 08/14→; +PR 1KS		83.7847-0254.3 331233	L= 255
			➡	☐; 08/14→; +PR 1KS		83.7847-0257.3 331234	L= 255
			➡	08/14→; +PR 1KW	2	83.7849-0243.3 331099	L= 243
2.0 TDI	103	08/08→11/17	←	10/08→; +PR G03,G07,G08,G11 / G45	2	24.5143-0564.3 331433	L= 564
			←	10/08→; +PR G04,G09,G33	2	83.7849-0502.3 331125	L= 504
			➡	☐; 11/09→; +PR 1KS		83.7847-0254.3 331233	L= 255
			➡	☐; 11/09→; +PR 1KS		83.7847-0257.3 331234	L= 255
			➡	10/08→ 10/09; +PR 1KD,1KE	2	83.7849-0243.3 331099	L= 243
			➡	11/09→; +PR 1KW	2	83.7849-0243.3 331099	L= 243
2.0 TDI	125	05/09→11/17	←	+PR G03,G07,G08,G11 / G45	2	24.5143-0564.3 331433	L= 564
			←	+PR G04,G09,G33	2	83.7849-0502.3 331125	L= 504
			➡	☐; 11/09→; +PR 1KS		83.7847-0254.3 331233	L= 255
			➡	☐; 11/09→; +PR 1KS		83.7847-0257.3 331234	L= 255
			➡	11/09→; +PR 1KW	2	83.7849-0243.3 331099	L= 243
			➡	→ 10/09; +PR 1KD,1KE	2	83.7849-0243.3 331099	L= 243

	kw			 	! #			
<b>VW - SHARAN (7M8, 7M9, 7M6) 05/95→03/10</b>								
<b>Bremssattel</b>								
1.8 T 20V	110	09/97→03/10	←	☐; 7M-2-000001→	11.9571-9819.2	220469	ATE Ø 57 - Halter	
			←	☐; 7M-2-000001→	11.9571-9820.2	220470	ATE Ø 57 - Halter	
			→	☐; → 7M-1-070000	24.3384-1707.5	240171	TRW Ø 38 - Halter	
			→	☐; → 7M-1-070000	24.3384-1708.5	240172	TRW Ø 38 - Halter	
			→	☐; 7M-2-000001→	24.3384-1715.5	240265	TRW Ø 38 - Halter	
			→	☐; 7M-2-000001→	24.3384-1716.5	240266	TRW Ø 38 - Halter	
1.9 TDI 2.0 2.0 16V 2.0 LPG	66 85 110 85	09/95→03/10 09/95→03/10 09/95→02/00 04/06→03/10	←	☐; 7M-2-000001→	11.9571-9811.2	220485	ATE Ø 57 - Halter	
			←	☐; 7M-2-000001→	11.9571-9812.2	220486	ATE Ø 57 - Halter	
			→	☐	24.3384-1707.5	240171	TRW Ø 38 - Halter	
			→	☐	24.3384-1708.5	240172	TRW Ø 38 - Halter	
1.9 TDI 2.8 VR6 2.8 VR6 Syncro	81 128 128	09/96→04/00 09/95→04/00 11/96→04/00	→	☐	24.3384-1707.5	240171	TRW Ø 38 - Halter	
			→	☐	24.3384-1708.5	240172	TRW Ø 38 - Halter	
			→	☐	24.3384-1708.5	240172	TRW Ø 38 - Halter	
1.9 TDI	85	04/00→03/10	←	☐; 7M-2-000001→	11.9571-9811.2	220485	ATE Ø 57 - Halter	
			←	☐; 7M-2-000001→	11.9571-9812.2	220486	ATE Ø 57 - Halter	
			→	☐; 05/00→	24.3384-1707.5	240171	TRW Ø 38 - Halter	
			→	☐; 05/00→	24.3384-1708.5	240172	TRW Ø 38 - Halter	
1.9 TDI 2.0 TDI 2.0 TDI	96 100 103	11/02→03/10 11/05→03/10 11/05→03/10	←	☐	11.9571-9811.2	220485	ATE Ø 57 - Halter	
			←	☐	11.9571-9812.2	220486	ATE Ø 57 - Halter	
			→	☐	24.3384-1707.5	240171	TRW Ø 38 - Halter	
			→	☐	24.3384-1708.5	240172	TRW Ø 38 - Halter	
1.9 TDI 2.8 V6 24V 2.8 V6 24V 4motion	110 150 150	06/05→03/10 04/00→03/10 04/00→03/10	←	☐	11.9571-9819.2	220469	ATE Ø 57 - Halter	
			←	☐	11.9571-9820.2	220470	ATE Ø 57 - Halter	
			→	☐	24.3384-1715.5	240265	TRW Ø 38 - Halter	
			→	☐	24.3384-1716.5	240266	TRW Ø 38 - Halter	
1.9 TDI 4motion	85	04/00→03/10	←	☐; 05/00→	11.9571-9819.2	220469	ATE Ø 57 - Halter	
			←	☐; 05/00→	11.9571-9820.2	220470	ATE Ø 57 - Halter	
			→	☐; 05/00→	24.3384-1715.5	240265	TRW Ø 38 - Halter	
			→	☐; 05/00→	24.3384-1716.5	240266	TRW Ø 38 - Halter	
<b>Feder, Bremssattel</b>								
1.8 T 20V	110	09/97→03/10		→ 7M-1-070000	2	11.8116-0143.1	390513	ATE
				7M-2-000001→	2	11.8116-0272.1	390598	ATE
1.9 TDI 2.0 2.0 16V 2.0 LPG	66 85 110 85	09/95→03/10 09/95→03/10 09/95→02/00 04/06→03/10		→ 7M-1-070000	2	11.8116-0143.1	390513	ATE
			←	7M-2-000001→	2	11.8116-0326.1	390471	ATE
				→ 7M-1-070000	2	11.8116-0143.1	390513	ATE
				05/00→; → 7M-1-070000	2	11.8116-0143.1	390513	ATE
1.9 TDI 2.0 TDI 2.0 TDI	96 100 103	11/02→03/10 11/05→03/10 11/05→03/10	←	7M-2-000001→	2	11.8116-0326.1	390471	ATE
					2	11.8116-0326.1	390471	ATE
					2	11.8116-0326.1	390471	ATE
1.9 TDI 2.8 V6 24V 2.8 V6 24V 4motion 1.9 TDI 4motion	110 150 150 85	06/05→03/10 04/00→03/10 04/00→03/10 04/00→03/10			2	11.8116-0272.1	390598	ATE
					2	11.8116-0272.1	390598	ATE
					2	11.8116-0272.1	390598	ATE
				05/00→	2	11.8116-0272.1	390598	ATE
<b>Führungshülzensatz, Bremssattel</b>								
1.8 T 20V	110	09/97→03/10	←	→ 7M-1-070000		11.0101-5409.2	260035	ATE
			←	7M-2-000001→		11.0101-5705.2	260096	ATE
			→	→ 7M-1-070000		11.0101-5403.2	260010	TRW
1.9 TDI 2.0 2.0 16V 2.0 LPG	66 85 110 85	09/95→03/10 09/95→03/10 09/95→02/00 04/06→03/10	←	→ 7M-1-070000		11.0101-5409.2	260035	ATE
			←	7M-2-000001→		11.0101-5706.2	260097	ATE
			→			11.0101-5403.2	260010	TRW
			→	→ 7M-1-070000		11.0101-5409.2	260035	ATE
1.9 TDI 2.8 VR6 2.8 VR6 Syncro 1.9 TDI	81 128 128 85	09/96→04/00 09/95→04/00 11/96→04/00 04/00→03/10	←	→ 7M-1-070000		11.0101-5409.2	260035	ATE
			→			11.0101-5403.2	260010	TRW
			←	05/00→; → 7M-1-070000		11.0101-5409.2	260035	ATE

















	kW			 	! #		
<b>VW - SHARAN (7M8, 7M9, 7M6) 05/95→03/10</b>							
<b>Führungshülzensatz, Bremsattel</b>							
1.9 TDI	85	04/00→03/10	←	7M-2-00001→		11.0101-5706.2 260097	ATE
			→	05/00→		11.0101-5403.2 260010	TRW
1.9 TDI	96	11/02→03/10	←			11.0101-5706.2 260097	ATE
2.0 TDI	100	11/05→03/10	←				
2.0 TDI	103	11/05→03/10	→			11.0101-5403.2 260010	TRW
1.9 TDI	110	06/05→03/10	←			11.0101-5705.2 260096	ATE
2.8 V6 24V	150	04/00→03/10	←				
2.8 V6 24V 4motion	150	04/00→03/10	←				
1.9 TDI 4motion	85	04/00→03/10	←	05/00→		11.0101-5705.2 260096	ATE
<b>Führungsbolzen, Bremsattel</b>							
1.8 T 20V	110	09/97→03/10	←	→ 7M-1-070000		11.8171-0008.1 990049	ATE
			←	7M-2-000001→		11.8171-0067.1 250153	ATE
1.9 TDI	66	09/95→03/10		7M-2-000001→		11.8171-0067.1 250153	ATE
2.0	85	09/95→03/10		→ 7M-1-070000		11.8171-0008.1 990049	ATE
2.0 16V	110	09/95→02/00	←				
2.0 LPG	85	04/06→03/10					
1.9 TDI	81	09/96→04/00	←	→ 7M-1-070000		11.8171-0008.1 990049	ATE
2.8 VR6	128	09/95→04/00	←				
2.8 VR6 Syncro	128	11/96→04/00	←				
1.9 TDI	85	04/00→03/10		7M-2-000001→		11.8171-0067.1 250153	ATE
			←	05/00→; → 7M-1-070000		11.8171-0008.1 990049	ATE
1.9 TDI	96	11/02→03/10				11.8171-0067.1 250153	ATE
2.0 TDI	100	11/05→03/10					
2.0 TDI	103	11/05→03/10					
1.9 TDI	110	06/05→03/10	←			11.8171-0067.1 250153	ATE
2.8 V6 24V	150	04/00→03/10	←				
2.8 V6 24V 4motion	150	04/00→03/10	←				
1.9 TDI 4motion	85	04/00→03/10	←	05/00→		11.8171-0067.1 250153	ATE
<b>Dichtungssatz, Bremsattel</b>							
1.8 T 20V	110	09/97→03/10	←	→ 7M-1-070000		11.0441-5704.2 250034	ATE
1.9 TDI	81	09/96→04/00	←				
2.8 VR6	128	09/95→04/00	←				
2.8 VR6 Syncro	128	11/96→04/00	←				
1.9 TDI	66	09/95→03/10	←	→ 7M-1-070000		11.0441-5704.2 250034	ATE
2.0	85	09/95→03/10	←				
2.0 16V	110	09/95→02/00	←	7M-2-000001→		11.0441-5704.2 250034	ATE
2.0 LPG	85	04/06→03/10					
1.9 TDI	85	04/00→03/10	←	05/00→; → 7M-1-070000		11.0441-5704.2 250034	ATE
			←	7M-2-000001→		11.0441-5704.2 250034	ATE
1.9 TDI	96	11/02→03/10	←			11.0441-5704.2 250034	ATE
2.0 TDI	100	11/05→03/10					
2.0 TDI	103	11/05→03/10					
<b>Bremsschlauch</b>							
1.8 T 20V	110	09/97→03/10	←	→ 7M-1-070000	2	24.5166-0454.3 331306	L= 454
1.9 TDI	66	09/95→03/10	←				
2.0	85	09/95→03/10	←	7M-1-070001→	2	24.5205-0461.3 331431	L= 461
2.0 16V	110	09/95→02/00	→		2	24.5225-0370.3 331379	L= 373
2.0 LPG	85	04/06→03/10	→				
			→	am Bremsattel	2	83.6113-0140.3 330482	L= 140
1.9 TDI	81	09/96→04/00	←		2	24.5166-0454.3 331306	L= 454
2.8 VR6	128	09/95→04/00	→				
2.8 VR6 Syncro	128	11/96→04/00	→		2	24.5225-0370.3 331379	L= 373
			→	am Bremsattel	2	83.6113-0140.3 330482	L= 140
1.9 TDI	85	04/00→03/10	←	05/00→; → 7M-1-070000; Frontantrieb	2	24.5166-0454.3 331306	L= 454
			←	05/00→	2	24.5205-0461.3 331431	L= 461
			→	05/00→	2	24.5225-0370.3 331379	L= 373
			→	am Bremsattel; 05/00→	2	83.6113-0140.3 330482	L= 140
1.9 TDI	96	11/02→03/10	←		2	24.5205-0461.3 331431	L= 461
1.9 TDI	110	06/05→03/10	→				
2.0 TDI	100	11/05→03/10	→		2	24.5225-0370.3 331379	L= 373
2.0 TDI	103	11/05→03/10	→				
			→	am Bremsattel	2	83.6113-0140.3 330482	L= 140
2.8 V6 24V	150	04/00→03/10	←				
2.8 V6 24V 4motion	150	04/00→03/10	←				
1.9 TDI 4motion	85	04/00→03/10	←	7M-1-070001→	2	24.5205-0461.3 331431	L= 461
			→	05/00→	2	24.5225-0370.3 331379	L= 373
			→	am Bremsattel; 05/00→	2	83.6113-0140.3 330482	L= 140

	kw			 	! #		
<b>VW - SHARAN (7N1, 7N2) 05/10→</b>							
 <b>Bremssattel</b>							
1.4 TSI 2.0 TDI 2.0 TDI	110 100 103	05/10→ 05/10→ 05/10→	← ← → →	☐; 07/10→; +PR 1LJ ☐; 07/10→; +PR 1LJ ☐; 07/10→ ☐; 07/10→		11.9571-9759.2 220847 11.9571-9760.2 220848 24.6241-1709.7 221021 24.6241-1710.7 221022	ATE Ø 57 - Halter ATE Ø 57 - Halter TRW Ø 41 + EMot / - Halter + FSB TRW Ø 41 + EMot / - Halter + FSB
2.0 TDI 2.0 TDI 2.0 TDI 2.0 TDI 4motion 2.0 TSI	85 125 130 103 147	05/11→ 08/10→ 01/13→ 05/11→ 12/10→	← ← → →	☐; +PR 1LJ ☐; +PR 1LJ ☐ ☐		11.9571-9759.2 220847 11.9571-9760.2 220848 24.6241-1709.7 221021 24.6241-1710.7 221022	ATE Ø 57 - Halter ATE Ø 57 - Halter TRW Ø 41 + EMot / - Halter + FSB TRW Ø 41 + EMot / - Halter + FSB
<b>Feder, Bremssattel</b>							
1.4 TSI 2.0 TDI 2.0 TDI	110 100 103	05/10→ 05/10→ 05/10→		07/10→; +PR 1LJ	2	11.8116-0071.1 390605	ATE
2.0 TDI 2.0 TDI 2.0 TDI 2.0 TDI 4motion 2.0 TSI	85 125 130 103 147	05/11→ 08/10→ 01/13→ 05/11→ 12/10→		+PR 1LJ	2	11.8116-0071.1 390605	ATE
<b>Führungshülzensatz, Bremssattel</b>							
1.4 TSI 2.0 TDI 2.0 TDI	110 100 103	05/10→ 05/10→ 05/10→	←	07/10→; +PR 1LJ		11.0101-5409.2 260035	ATE
2.0 TDI 2.0 TDI 2.0 TDI 2.0 TDI 4motion 2.0 TSI	85 125 130 103 147	05/11→ 08/10→ 01/13→ 05/11→ 12/10→	←	+PR 1LJ		11.0101-5409.2 260035	ATE
<b>Führungsbolzen, Bremssattel</b>							
1.4 TSI 2.0 TDI 2.0 TDI	110 100 103	05/10→ 05/10→ 05/10→		07/10→; +PR 1LJ		11.8171-0008.1 990049	ATE
2.0 TDI 2.0 TDI 2.0 TDI 2.0 TDI 4motion 2.0 TSI	85 125 130 103 147	05/11→ 08/10→ 01/13→ 05/11→ 12/10→		+PR 1LJ		11.8171-0008.1 990049	ATE
 <b>Bremsschlauch</b>							
1.4 TSI 2.0 TDI 2.0 TDI	110 100 103	05/10→ 05/10→ 05/10→	→	07/10→	2	24.5143-0257.3 331167	L= 257
2.0 TDI 2.0 TDI 2.0 TDI 2.0 TDI 4motion 2.0 TSI	85 125 130 103 147	05/11→ 08/10→ 01/13→ 05/11→ 12/10→	→		2	24.5143-0257.3 331167	L= 257
<b>VW - TIGUAN (5N_) 09/07→</b>							
 <b>Bremssattel</b>							
1.4 TSI 1.4 TSI 1.4 TSI 1.4 TSI 1.4 TSI 4motion 1.4 TSI 4motion 2.0 TDI 2.0 TDI 2.0 TDI 2.0 TDI 4motion 2.0 TDI 4motion 2.0 TDI 4motion 2.0 TDI 4motion 2.0 TDI 4motion 2.0 TSI 4motion 2.0 TSI 4motion	90 92 110 110 118 110 81 103 110 100 110 120 130 135 132 155	08/10→ 05/15→ 05/08→ 05/15→ 05/11→ 09/07→ 05/11→ 05/10→ 03/08→ 05/15→ 11/07→ 05/15→ 02/08→08/09 11/12→ 05/15→ 05/11→ 05/11→	← ← → →	☐ ☐ ☐ ☐		11.9571-9759.2 220847 11.9571-9760.2 220848 24.6241-1709.7 221021 24.6241-1710.7 221022	ATE Ø 57 - Halter ATE Ø 57 - Halter TRW Ø 41 + EMot / - Halter + FSB TRW Ø 41 + EMot / - Halter + FSB
2.0 TDI 4motion	103	09/07→	← ←	☐; 11/07→ ☐; 11/07→		11.9571-9759.2 220847 11.9571-9760.2 220848	ATE Ø 57 - Halter ATE Ø 57 - Halter
↓							




























	kW			 	! #			
<b>VW - TIGUAN (5N_) 09/07→</b>								
<b>Bremssattel</b>								
2.0 TDI 4motion	103	09/07→	→	☐; 11/07→		24.6241-1709.7	221021	TRW Ø 41 + EMot / - Halter + FSB
			→	☐; 11/07→		24.6241-1710.7	221022	TRW Ø 41 + EMot / - Halter + FSB
2.0 TDI 4motion	125	09/07→	←	☐; 01/08→		11.9571-9759.2	220847	ATE Ø 57 - Halter
			←	☐; 01/08→		11.9571-9760.2	220848	ATE Ø 57 - Halter
			→	☐; 01/08→		24.6241-1709.7	221021	TRW Ø 41 + EMot / - Halter + FSB
			→	☐; 01/08→		24.6241-1710.7	221022	TRW Ø 41 + EMot / - Halter + FSB
2.0 TFSI 4motion	125	09/07→	←	☐; 02/08→		11.9571-9759.2	220847	ATE Ø 57 - Halter
2.0 TFSI 4motion	147	09/07→	←	☐; 02/08→		11.9571-9760.2	220848	ATE Ø 57 - Halter
			→	☐; 02/08→		24.6241-1709.7	221021	TRW Ø 41 + EMot / - Halter + FSB
			→	☐; 02/08→		24.6241-1710.7	221022	TRW Ø 41 + EMot / - Halter + FSB
<b>Halter, Bremssattel</b>								
1.4 TSI	90	08/10→	←		2	11.0230-0131.1	260129	ATE
1.4 TSI	92	05/15→						
1.4 TSI	110	05/08→						
1.4 TSI	110	05/15→						
1.4 TSI	118	05/11→						
1.4 TSI 4motion	110	09/07→						
1.4 TSI 4motion	118	05/11→						
2.0 TDI	81	05/10→						
2.0 TDI	103	03/08→						
2.0 TDI	110	05/15→						
2.0 TDI 4motion	100	11/07→						
2.0 TDI 4motion	110	05/15→						
2.0 TDI 4motion	120	02/08→08/09						
2.0 TDI 4motion	130	11/12→						
2.0 TDI 4motion	135	05/15→						
2.0 TSI 4motion	132	05/11→						
2.0 TSI 4motion	155	05/11→						
2.0 TDI 4motion	103	09/07→	←	11/07→	2	11.0230-0131.1	260129	ATE
2.0 TDI 4motion	125	09/07→	←	01/08→	2	11.0230-0131.1	260129	ATE
2.0 TFSI 4motion	125	09/07→	←	02/08→	2	11.0230-0131.1	260129	ATE
2.0 TFSI 4motion	147	09/07→						
<b>Feder, Bremssattel</b>								
1.4 TSI	90	08/10→			2	11.8116-0071.1	390605	ATE
1.4 TSI	92	05/15→						
1.4 TSI	110	05/08→						
1.4 TSI	110	05/15→						
1.4 TSI	118	05/11→						
1.4 TSI 4motion	110	09/07→						
1.4 TSI 4motion	118	05/11→						
2.0 TDI	81	05/10→						
2.0 TDI	103	03/08→						
2.0 TDI	110	05/15→						
2.0 TDI 4motion	100	11/07→						
2.0 TDI 4motion	110	05/15→						
2.0 TDI 4motion	120	02/08→08/09						
2.0 TDI 4motion	130	11/12→						
2.0 TDI 4motion	135	05/15→						
2.0 TSI 4motion	132	05/11→						
2.0 TSI 4motion	155	05/11→						
2.0 TDI 4motion	103	09/07→		11/07→	2	11.8116-0071.1	390605	ATE
2.0 TDI 4motion	125	09/07→		01/08→	2	11.8116-0071.1	390605	ATE
2.0 TFSI 4motion	125	09/07→		02/08→	2	11.8116-0071.1	390605	ATE
2.0 TFSI 4motion	147	09/07→						
<b>Führungshülzensatz, Bremssattel</b>								
1.4 TSI	90	08/10→	←			11.0101-5409.2	260035	ATE
1.4 TSI	92	05/15→						
1.4 TSI	110	05/08→						
1.4 TSI	110	05/15→						
1.4 TSI	118	05/11→						
1.4 TSI 4motion	110	09/07→						
1.4 TSI 4motion	118	05/11→						
2.0 TDI	81	05/10→						
2.0 TDI	103	03/08→						
2.0 TDI	110	05/15→						
2.0 TDI 4motion	100	11/07→						
2.0 TDI 4motion	110	05/15→						
↓								











	kW					! #		
<b>VW - TIGUAN (5N_) 09/07→</b>								
<b>Führungshülzensatz, Bremsattel</b>								
2.0 TDI 4motion	120	02/08→08/09	←				11.0101-5409.2 260035	ATE
2.0 TDI 4motion	130	11/12→						
2.0 TDI 4motion	135	05/15→						
2.0 TSI 4motion	132	05/11→						
2.0 TSI 4motion	155	05/11→						
2.0 TDI 4motion	103	09/07→	←	11/07→			11.0101-5409.2 260035	ATE
2.0 TDI 4motion	125	09/07→	←	01/08→			11.0101-5409.2 260035	ATE
2.0 TFSI 4motion	125	09/07→	←	02/08→			11.0101-5409.2 260035	ATE
2.0 TFSI 4motion	147	09/07→						
<b>Führungsbolzen, Bremsattel</b>								
1.4 TSI	90	08/10→					11.8171-0008.1 990049	ATE
1.4 TSI	92	05/15→						
1.4 TSI	110	05/08→						
1.4 TSI	110	05/15→						
1.4 TSI	118	05/11→						
1.4 TSI 4motion	110	09/07→						
1.4 TSI 4motion	118	05/11→						
2.0 TDI	81	05/10→						
2.0 TDI	103	03/08→						
2.0 TDI	110	05/15→						
2.0 TDI 4motion	100	11/07→						
2.0 TDI 4motion	110	05/15→						
2.0 TDI 4motion	120	02/08→08/09						
2.0 TDI 4motion	130	11/12→						
2.0 TDI 4motion	135	05/15→						
2.0 TSI 4motion	132	05/11→						
2.0 TSI 4motion	155	05/11→						
2.0 TDI 4motion	103	09/07→		11/07→			11.8171-0008.1 990049	ATE
2.0 TDI 4motion	125	09/07→		01/08→			11.8171-0008.1 990049	ATE
2.0 TFSI 4motion	125	09/07→		02/08→			11.8171-0008.1 990049	ATE
2.0 TFSI 4motion	147	09/07→						
<b>Bremsschlauch</b>								
1.4 TSI	90	08/10→	←			2	24.5143-0578.3 331168	L= 578
1.4 TSI	92	05/15→	→			2	24.5143-0257.3 331167	L= 257
1.4 TSI	110	05/08→						
1.4 TSI	110	05/15→						
1.4 TSI	118	05/11→						
1.4 TSI 4motion	110	09/07→						
1.4 TSI 4motion	118	05/11→						
2.0 TDI	81	05/10→						
2.0 TDI	103	03/08→						
2.0 TDI	110	05/15→						
2.0 TDI 4motion	100	11/07→						
2.0 TDI 4motion	110	05/15→						
2.0 TDI 4motion	120	02/08→08/09						
2.0 TDI 4motion	130	11/12→						
2.0 TDI 4motion	135	05/15→						
2.0 TSI 4motion	132	05/11→						
2.0 TSI 4motion	155	05/11→						
2.0 TDI 4motion	103	09/07→	←	11/07→		2	24.5143-0578.3 331168	L= 578
			→	11/07→		2	24.5143-0257.3 331167	L= 257
2.0 TDI 4motion	125	09/07→	←	01/08→		2	24.5143-0578.3 331168	L= 578
			→	01/08→		2	24.5143-0257.3 331167	L= 257
2.0 TFSI 4motion	125	09/07→	←	02/08→		2	24.5143-0578.3 331168	L= 578
2.0 TFSI 4motion	147	09/07→	→	02/08→		2	24.5143-0257.3 331167	L= 257
<b>VW - TIGUAN (AD1) 01/16→</b>								
<b>Bremssattel</b>								
1.4 TSI	92	01/16→	←	☐; +PR 1LA,1LW			24.3601-1727.5 240786	TRW Ø 60 - Halter
1.4 TSI	110	05/16→	←	☐; +PR 1LA,1LW			24.3601-1728.5 240787	TRW Ø 60 - Halter
1.4 TSI 4motion	110	05/16→						
1.6 TDI	85	05/16→						
2.0 TDI	81	08/16→						
2.0 TDI	85	05/16→						
2.0 TDI 4motion	140	04/16→						
2.0 TDI 4motion	176	05/16→						
2.0 TSI 4motion	162	06/16→						
2.0 TDI	110	01/16→	←	☐; 02/16→; +PR 1LA,1LW			24.3601-1727.5 240786	TRW Ø 60 - Halter
2.0 TDI 4motion	110	01/16→	←	☐; 02/16→; +PR 1LA,1LW			24.3601-1728.5 240787	TRW Ø 60 - Halter
2.0 TSI 4motion	132	01/16→						



	kw			 	! #			
<b>VW - TIGUAN ALLSPACE (BW2) 03/17→</b>								
 <b>Bremssattel</b>								
1.4 TSI	110	04/17→	←	☐; +PR 1LA,1LB,1LW,1LX		24.3601-1727.5	240786	TRW Ø 60 - Halter
1.4 TSI E100	110	07/17→						
2.0 TDI	110	06/17→	←	☐; +PR 1LA,1LB,1LW,1LX		24.3601-1728.5	240787	TRW Ø 60 - Halter
2.0 TDI 4motion	110	06/17→						
2.0 TDI 4motion	140	06/17→						
2.0 TDI 4motion	176	06/17→						
2.0 TSI	137	04/17→						
2.0 TSI 4motion	132	03/17→						
2.0 TSI 4motion	137	04/17→						
2.0 TSI 4motion	162	07/17→						
<b>VW - TOUAREG (7LA, 7L6, 7L7) 10/02→01/13</b>								
 <b>Bremssattel</b>								
2.5 R5 TDI	120	08/03→05/10	←	☐; +PR 1LB; → 03/10		24.3601-9947.5	240597	ATE Ø 60 - Halter
2.5 R5 TDI	128	01/03→05/10						
3.0 TDI	155	04/06→05/10	←	☐; +PR 1LB; → 03/10		24.3601-9948.5	240598	ATE Ø 60 - Halter
3.0 V6 TDI	165	11/04→05/10	→	☐; +PR 1KE; → 03/10		11.9441-9967.2	220807	ATE Ø 44 - Halter
3.0 V6 TDI	176	11/07→05/10	→	☐; +PR 1KE; → 03/10		11.9441-9968.2	220808	ATE Ø 44 - Halter
3.2 V6	162	10/02→11/06	←	☐; 11/02→; +PR 1LB; → 12/05		24.3601-9947.5	240597	ATE Ø 60 - Halter
			←	☐; 11/02→; +PR 1LB; → 12/05		24.3601-9948.5	240598	ATE Ø 60 - Halter
			→	☐; 11/02→; +PR 1KE; → 12/05		11.9441-9967.2	220807	ATE Ø 44 - Halter
			→	☐; 11/02→; +PR 1KE; → 12/05		11.9441-9968.2	220808	ATE Ø 44 - Halter
3.2 V6	177	11/04→11/06	←	☐; +PR 1LB; → 12/05		24.3601-9947.5	240597	ATE Ø 60 - Halter
			←	☐; +PR 1LB; → 12/05		24.3601-9948.5	240598	ATE Ø 60 - Halter
			→	☐; +PR 1KE; → 12/05		11.9441-9967.2	220807	ATE Ø 44 - Halter
			→	☐; +PR 1KE; → 12/05		11.9441-9968.2	220808	ATE Ø 44 - Halter
3.6 V6 FSI	206	10/05→05/10	←	☐; 01/06→ 03/10; +PR 1LB		24.3601-9947.5	240597	ATE Ø 60 - Halter
			←	☐; 01/06→ 03/10; +PR 1LB		24.3601-9948.5	240598	ATE Ø 60 - Halter
			→	☐; 01/06→ 03/10; +PR 1KE		11.9441-9967.2	220807	ATE Ø 44 - Halter
			→	☐; 01/06→ 03/10; +PR 1KE		11.9441-9968.2	220808	ATE Ø 44 - Halter
4.2 V8	228	12/02→11/06	←	☐; +PR 1LB		24.3601-9947.5	240597	ATE Ø 60 - Halter
			←	☐; +PR 1LB		24.3601-9948.5	240598	ATE Ø 60 - Halter
			→	☐; +PR 1KE		11.9441-9967.2	220807	ATE Ø 44 - Halter
			→	☐; +PR 1KE		11.9441-9968.2	220808	ATE Ø 44 - Halter
4.2 V8 FSI	257	06/06→05/10	←	☐; 12/06→ 03/10; +PR 1LB		24.3601-9947.5	240597	ATE Ø 60 - Halter
			←	☐; 12/06→ 03/10; +PR 1LB		24.3601-9948.5	240598	ATE Ø 60 - Halter
			→	☐; 12/06→ 03/10; +PR 1KE		11.9441-9967.2	220807	ATE Ø 44 - Halter
			→	☐; 12/06→ 03/10; +PR 1KE		11.9441-9968.2	220808	ATE Ø 44 - Halter
5.0 R50 TDI	257	08/07→05/10	←	☐; 01/08→ 03/10; +PR 1LB		24.3601-9947.5	240597	ATE Ø 60 - Halter
			←	☐; 01/08→ 03/10; +PR 1LB		24.3601-9948.5	240598	ATE Ø 60 - Halter
			→	☐; 01/08→ 03/10; +PR 1KE		11.9441-9967.2	220807	ATE Ø 44 - Halter
			→	☐; 01/08→ 03/10; +PR 1KE		11.9441-9968.2	220808	ATE Ø 44 - Halter
5.0 V10 TDI	230	10/02→05/10	←	☐; 11/02→; +PR 1LB; → 03/10		24.3601-9947.5	240597	ATE Ø 60 - Halter
			←	☐; 11/02→; +PR 1LB; → 03/10		24.3601-9948.5	240598	ATE Ø 60 - Halter
			→	☐; 11/02→; +PR 1KE; → 03/10		11.9441-9967.2	220807	ATE Ø 44 - Halter
			→	☐; 11/02→; +PR 1KE; → 03/10		11.9441-9968.2	220808	ATE Ø 44 - Halter
6.0 W12	331	08/04→05/10	←	☐; +PR 1LB; → 11/06		24.3601-9947.5	240597	ATE Ø 60 - Halter
			←	☐; +PR 1LB; → 11/06		24.3601-9948.5	240598	ATE Ø 60 - Halter
			→	☐; +PR 1KE; → 11/06		11.9441-9967.2	220807	ATE Ø 44 - Halter
			→	☐; +PR 1KE; → 11/06		11.9441-9968.2	220808	ATE Ø 44 - Halter
<b>Halter, Bremssattel</b>								
2.5 R5 TDI	120	08/03→05/10	→	+PR 1KE; → 03/10	2	11.0230-0811.1	260137	ATE
2.5 R5 TDI	128	01/03→05/10						
3.0 TDI	155	04/06→05/10						
3.0 V6 TDI	165	11/04→05/10						
3.0 V6 TDI	176	11/07→05/10						
3.2 V6	162	10/02→11/06	→	11/02→; +PR 1KE; → 12/05	2	11.0230-0811.1	260137	ATE
3.2 V6	177	11/04→11/06	→	+PR 1KE; → 12/05	2	11.0230-0811.1	260137	ATE
3.6 V6 FSI	206	10/05→05/10	→	01/06→ 03/10; +PR 1KE	2	11.0230-0811.1	260137	ATE
↓								









	kw			 	! #		
<b>VW - TOUAREG (7LA, 7L6, 7L7) 10/02→01/13</b>							
<b>Halter, Bremssattel</b>							
4.2 V8	228	12/02→11/06	➡	+PR 1KE	2	11.0230-0811.1 260137	ATE
4.2 V8 FSI	257	06/06→05/10	➡	12/06→ 03/10; +PR 1KE	2	11.0230-0811.1 260137	ATE
5.0 R50 TDI	257	08/07→05/10	➡	01/08→ 03/10; +PR 1KE	2	11.0230-0811.1 260137	ATE
5.0 V10 TDI	230	10/02→05/10	➡	11/02→; +PR 1KE; → 03/10	2	11.0230-0811.1 260137	ATE
6.0 W12	331	08/04→05/10	➡	+PR 1KE; → 11/06	2	11.0230-0811.1 260137	ATE
<b>Feder, Bremssattel</b>							
2.5 R5 TDI	120	08/03→05/10		+PR 1LB; → 03/10	2	11.8116-0237.1 390509	ATE
2.5 R5 TDI	128	01/03→05/10		+PR 1KE; → 03/10	2	11.8116-0310.1 390611	ATE
3.0 TDI	155	04/06→05/10					
3.0 V6 TDI	165	11/04→05/10					
3.0 V6 TDI	176	11/07→05/10					
3.2 V6	162	10/02→11/06		11/02→; +PR 1LB; → 12/05	2	11.8116-0237.1 390509	ATE
				11/02→; +PR 1KE; → 12/05	2	11.8116-0310.1 390611	ATE
3.2 V6	177	11/04→11/06		+PR 1LB; → 12/05	2	11.8116-0237.1 390509	ATE
				+PR 1KE; → 12/05	2	11.8116-0310.1 390611	ATE
3.6 V6 FSI	206	10/05→05/10		01/06→ 03/10; +PR 1LB	2	11.8116-0237.1 390509	ATE
				01/06→ 03/10; +PR 1KE	2	11.8116-0310.1 390611	ATE
4.2 V8	228	12/02→11/06		+PR 1LB	2	11.8116-0237.1 390509	ATE
				+PR 1KE	2	11.8116-0310.1 390611	ATE
4.2 V8 FSI	257	06/06→05/10		12/06→ 03/10; +PR 1LB	2	11.8116-0237.1 390509	ATE
				12/06→ 03/10; +PR 1KE	2	11.8116-0310.1 390611	ATE
5.0 R50 TDI	257	08/07→05/10		01/08→ 03/10; +PR 1LB	2	11.8116-0237.1 390509	ATE
				01/08→ 03/10; +PR 1KE	2	11.8116-0310.1 390611	ATE
5.0 V10 TDI	230	10/02→05/10		11/02→; +PR 1LB; → 03/10	2	11.8116-0237.1 390509	ATE
				11/02→; +PR 1KE; → 03/10	2	11.8116-0310.1 390611	ATE
6.0 W12	331	08/04→05/10		+PR 1LB; → 11/06	2	11.8116-0237.1 390509	ATE
				+PR 1KE; → 11/06	2	11.8116-0310.1 390611	ATE
<b>Führungshülzensatz, Bremssattel</b>							
2.5 R5 TDI	120	08/03→05/10	←	+PR 1LB; → 03/10		11.0101-5706.2 260097	ATE
2.5 R5 TDI	128	01/03→05/10				11.0101-5409.2 260035	ATE
3.0 TDI	155	04/06→05/10	➡	+PR 1KE; → 03/10			
3.0 V6 TDI	165	11/04→05/10					
3.0 V6 TDI	176	11/07→05/10					
3.2 V6	162	10/02→11/06	←	11/02→; +PR 1LB; → 12/05		11.0101-5706.2 260097	ATE
			➡	11/02→; +PR 1KE; → 12/05		11.0101-5409.2 260035	ATE
3.2 V6	177	11/04→11/06	←	+PR 1LB; → 12/05		11.0101-5706.2 260097	ATE
			➡	+PR 1KE; → 12/05		11.0101-5409.2 260035	ATE
3.6 V6 FSI	206	10/05→05/10	←	01/06→ 03/10; +PR 1LB		11.0101-5706.2 260097	ATE
			➡	01/06→ 03/10; +PR 1KE		11.0101-5409.2 260035	ATE
4.2 V8	228	12/02→11/06	←	+PR 1LB		11.0101-5706.2 260097	ATE
			➡	+PR 1KE		11.0101-5409.2 260035	ATE
4.2 V8 FSI	257	06/06→05/10	←	12/06→ 03/10; +PR 1LB		11.0101-5706.2 260097	ATE
			➡	12/06→ 03/10; +PR 1KE		11.0101-5409.2 260035	ATE
5.0 R50 TDI	257	08/07→05/10	←	01/08→ 03/10; +PR 1LB		11.0101-5706.2 260097	ATE
			➡	01/08→ 03/10; +PR 1KE		11.0101-5409.2 260035	ATE
5.0 V10 TDI	230	10/02→05/10	←	11/02→; +PR 1LB; → 03/10		11.0101-5706.2 260097	ATE
			➡	11/02→; +PR 1KE; → 03/10		11.0101-5409.2 260035	ATE
6.0 W12	331	08/04→05/10	←	+PR 1LB; → 11/06		11.0101-5706.2 260097	ATE
			➡	+PR 1KE; → 11/06		11.0101-5409.2 260035	ATE
<b>Führungsbolzen, Bremssattel</b>							
2.5 R5 TDI	120	08/03→05/10		+PR 1KE; → 03/10		11.8171-0008.1 990049	ATE
2.5 R5 TDI	128	01/03→05/10		+PR 1LB; → 03/10		11.8171-0067.1 250153	ATE
3.0 TDI	155	04/06→05/10					
3.0 V6 TDI	165	11/04→05/10					
3.0 V6 TDI	176	11/07→05/10					
3.2 V6	162	10/02→11/06		11/02→; +PR 1KE; → 12/05		11.8171-0008.1 990049	ATE
				11/02→; +PR 1LB; → 12/05		11.8171-0067.1 250153	ATE
3.2 V6	177	11/04→11/06		+PR 1KE; → 12/05		11.8171-0008.1 990049	ATE
				+PR 1LB; → 12/05		11.8171-0067.1 250153	ATE
↓							










	kw			 	! #		
<b>VW - TOUAREG (7LA, 7L6, 7L7) 10/02→01/13</b>							
<b>Führungsbolzen, Bremsattel</b>							
3.6 V6 FSI	206	10/05→05/10		01/06→ 03/10; +PR 1KE		11.8171-0008.1 990049	ATE
				01/06→ 03/10; +PR 1LB		11.8171-0067.1 250153	ATE
4.2 V8	228	12/02→11/06		+PR 1KE		11.8171-0008.1 990049	ATE
				+PR 1LB		11.8171-0067.1 250153	ATE
4.2 V8 FSI	257	06/06→05/10		12/06→ 03/10; +PR 1KE		11.8171-0008.1 990049	ATE
				12/06→ 03/10; +PR 1LB		11.8171-0067.1 250153	ATE
5.0 R50 TDI	257	08/07→05/10		01/08→ 03/10; +PR 1KE		11.8171-0008.1 990049	ATE
				01/08→ 03/10; +PR 1LB		11.8171-0067.1 250153	ATE
5.0 V10 TDI	230	10/02→05/10		11/02→; +PR 1KE; → 03/10		11.8171-0008.1 990049	ATE
				11/02→; +PR 1LB; → 03/10		11.8171-0067.1 250153	ATE
6.0 W12	331	08/04→05/10		+PR 1KE; → 11/06		11.8171-0008.1 990049	ATE
				+PR 1LB; → 11/06		11.8171-0067.1 250153	ATE
<b>Dichtungssatz, Bremsattel</b>							
2.5 R5 TDI	120	08/03→05/10	←	+PR 1LB; → 03/10		11.0441-6008.2 250038	ATE für Kolben-Ø [mm]: 60
2.5 R5 TDI	128	01/03→05/10					
3.0 TDI	155	04/06→05/10					
3.0 V6 TDI	165	11/04→05/10					
3.0 V6 TDI	176	11/07→05/10					
3.2 V6	162	10/02→11/06	←	11/02→; +PR 1LB; → 12/05		11.0441-6008.2 250038	ATE für Kolben-Ø [mm]: 60
3.2 V6	177	11/04→11/06	←	+PR 1LB; → 12/05		11.0441-6008.2 250038	ATE für Kolben-Ø [mm]: 60
3.6 V6 FSI	206	10/05→05/10	←	01/06→ 03/10; +PR 1LB		11.0441-6008.2 250038	ATE für Kolben-Ø [mm]: 60
4.2 V8	228	12/02→11/06	←	+PR 1LB		11.0441-6008.2 250038	ATE für Kolben-Ø [mm]: 60
4.2 V8 FSI	257	06/06→05/10	←	12/06→ 03/10; +PR 1LB		11.0441-6008.2 250038	ATE für Kolben-Ø [mm]: 60
5.0 R50 TDI	257	08/07→05/10	←	01/08→ 03/10; +PR 1LB		11.0441-6008.2 250038	ATE für Kolben-Ø [mm]: 60
5.0 V10 TDI	230	10/02→05/10	←	11/02→; +PR 1LB; → 03/10		11.0441-6008.2 250038	ATE für Kolben-Ø [mm]: 60
6.0 W12	331	08/04→05/10	←	+PR 1LB; → 11/06		11.0441-6008.2 250038	ATE für Kolben-Ø [mm]: 60
<b>Bremsschlauch</b>							
2.5 R5 TDI	120	08/03→05/10	←	+PR 1LC;1LF;1LE; → 03/10	2	24.5237-0515.3 331463	L= 515
2.5 R5 TDI	128	01/03→05/10	←	+PR 1LB; → 03/10	2	83.6169-0685.3 330984	L= 685
3.0 TDI	155	04/06→05/10	←	+PR 1LT;1LU; → 03/10	2	83.7769-0713.3 331097	L= 713
3.0 V6 TDI	165	11/04→05/10	→	+PR 1KE; → 03/10	2	83.6238-0408.3 330895	L= 408
3.0 V6 TDI	176	11/07→05/10	→	+PR 1KF;1KQ;2ED; → 03/10	2	83.7812-0400.3 331214	L= 400
3.2 V6	162	10/02→11/06	←	11/02→; +PR 1LC;1LF;1LE; → 12/05	2	24.5237-0515.3 331463	L= 515
			←	11/02→; +PR 1LB; → 12/05	2	83.6169-0685.3 330984	L= 685
			→	11/02→; +PR 1KE; → 12/05	2	83.6238-0408.3 330895	L= 408
			→	11/02→; +PR 1KF;1KQ;2ED; → 12/05	2	83.7812-0400.3 331214	L= 400
3.2 V6	177	11/04→11/06	←	+PR 1LC;1LF;1LE; → 12/05	2	24.5237-0515.3 331463	L= 515
			←	+PR 1LB; → 12/05	2	83.6169-0685.3 330984	L= 685
			→	+PR 1KE; → 12/05	2	83.6238-0408.3 330895	L= 408
			→	+PR 1KF;1KQ;2ED; → 12/05	2	83.7812-0400.3 331214	L= 400
3.6 V6 FSI	206	10/05→05/10	←	01/06→ 03/10; +PR 1LC;1LF;1LE	2	24.5237-0515.3 331463	L= 515
			←	01/06→ 03/10; +PR 1LB	2	83.6169-0685.3 330984	L= 685
			←	01/06→ 03/10; +PR 1LT;1LU	2	83.7769-0713.3 331097	L= 713
			→	01/06→ 03/10; +PR 1KE	2	83.6238-0408.3 330895	L= 408
			→	01/06→ 03/10; +PR 1KF;1KQ;2ED	2	83.7812-0400.3 331214	L= 400
4.2 V8	228	12/02→11/06	←	+PR 1LC;1LF;1LE	2	24.5237-0515.3 331463	L= 515
			←	+PR 1LB	2	83.6169-0685.3 330984	L= 685
			→	+PR 1KE	2	83.6238-0408.3 330895	L= 408
			→	+PR 1KF;1KQ;2ED	2	83.7812-0400.3 331214	L= 400
4.2 V8 FSI	257	06/06→05/10	←	12/06→ 03/10; +PR 1LC;1LF;1LE	2	24.5237-0515.3 331463	L= 515
			←	12/06→ 03/10; +PR 1LB	2	83.6169-0685.3 330984	L= 685
			←	12/06→ 03/10; +PR 1LT;1LU	2	83.7769-0713.3 331097	L= 713
			→	12/06→ 03/10; +PR 1KE	2	83.6238-0408.3 330895	L= 408
			→	12/06→ 03/10; +PR 1KF;1KQ;2ED	2	83.7812-0400.3 331214	L= 400
5.0 R50 TDI	257	08/07→05/10	←	01/08→ 03/10; +PR 1LC;1LF;1LE	2	24.5237-0515.3 331463	L= 515
↓							

	kw			 	! #			
<b>VW - TOUAREG (7LA, 7L6, 7L7) 10/02→01/13</b>								
 <b>Bremsschlauch</b>								
5.0 R50 TDI	257	08/07→05/10	←	01/08→ 03/10; +PR 1LB	2	83.6169-0685.3	330984	L= 685
			←	01/08→ 03/10; +PR 1LT;1LU	2	83.7769-0713.3	331097	L= 713
			→	01/08→ 03/10; +PR 1KE	2	83.6238-0408.3	330895	L= 408
			→	01/08→ 03/10; +PR 1KF;1KQ;2ED	2	83.7812-0400.3	331214	L= 400
5.0 V10 TDI	230	10/02→05/10	←	11/02→; +PR 1LC;1LF;1LE; → 03/10	2	24.5237-0515.3	331463	L= 515
			←	11/02→; +PR 1LB; → 03/10	2	83.6169-0685.3	330984	L= 685
			←	11/02→; +PR 1LT;1LU; → 03/10	2	83.7769-0713.3	331097	L= 713
			→	11/02→; +PR 1KE; → 03/10	2	83.6238-0408.3	330895	L= 408
			→	11/02→; +PR 1KF;1KQ;2ED; → 03/10	2	83.7812-0400.3	331214	L= 400
6.0 W12	331	08/04→05/10	←	+PR 1LC;1LF;1LE; → 11/06	2	24.5237-0515.3	331463	L= 515
			←	+PR 1LB; → 11/06	2	83.6169-0685.3	330984	L= 685
			→	+PR 1KE; → 11/06	2	83.6238-0408.3	330895	L= 408
			→	+PR 1KF;1KQ;2ED; → 11/06	2	83.7812-0400.3	331214	L= 400
<b>VW - TOUAREG (7P5, 7P6) 01/10→03/18</b>								
 <b>Bremsschlauch</b>								
3.0 V6 TDI	150	01/10→	←	04/10→; +PR 1LC,1LE	2	24.5237-0515.3	331463	L= 515
3.0 V6 TDI	176	01/10→	←	04/10→; +PR 1LG,1LJ,1LW	2	83.7812-0400.3	331214	L= 400
4.2 V8 TDI	250	01/10→	→	04/10→	2	83.7812-0400.3	331214	L= 400
3.0 V6 TDI	165	06/10→	←	+PR 1LC,1LE	2	24.5237-0515.3	331463	L= 515
3.0 V6 TDI	180	05/11→	←	+PR 1LG,1LJ,1LW	2	83.7812-0400.3	331214	L= 400
3.0 V6 TSI	213	08/10→	←	+PR 1LG,1LJ,1LW	2	83.7812-0400.3	331214	L= 400
3.0 V6 TSI Hybrid	245	04/10→	→		2	83.7812-0400.3	331214	L= 400
3.6 V6 FSI	183	08/10→	→					
3.6 V6 FSI	206	04/10→	→					
4.2 V8 FSI	265	01/11→	→					
3.0 V6 TDI	193	09/14→	←	+PR 1LC,1LE	2	24.5237-0515.3	331463	L= 515
			←	+PR 1LJ,1LW	2	83.7812-0400.3	331214	L= 400
			→		2	83.7812-0400.3	331214	L= 400
<b>VW - TOURAN (1T1, 1T2) 02/03→05/10</b>								
 <b>Bremssattel</b>								
1.4 FSI	125	11/06→05/10	←	☐; +PR 1ZE;1ZP		11.9541-9553.2	220563	ATE Ø 54 - Halter
1.6	75	07/03→05/10	←	☐; +PR 1LJ,1ZA,1ZD		11.9541-9553.2	220563	ATE Ø 54 - Halter
1.6 FSI	85	02/03→01/07	←	☐; +PR 1LJ,1ZA,1ZD		11.9541-9554.2	220564	ATE Ø 54 - Halter
1.9 TDI	66	11/04→05/10	←	☐; +PR 1LJ,1ZA,1ZD		11.9541-9554.2	220564	ATE Ø 54 - Halter
1.9 TDI	74	02/03→05/04	←	☐; +PR 1ZE;1ZP		11.9541-9554.2	220564	ATE Ø 54 - Halter
1.9 TDI	77	08/03→05/10	←	☐; +PR 1ZE;1ZP		11.9541-9554.2	220564	ATE Ø 54 - Halter
2.0 EcoFuel	80	02/06→05/09	→	☐; +PR 1KE,1KF,1KJ		24.3414-1709.5	240834	TRW Ø 41 - Halter
2.0 FSI	110	10/03→01/07	→	☐; +PR 1KE,1KF,1KJ		24.3414-1710.5	240835	TRW Ø 41 - Halter
2.0 TDI	103	12/05→05/10	→	☐; +PR 1KE,1KF,1KJ		24.3414-1710.5	240835	TRW Ø 41 - Halter
2.0 TDI 16V	103	08/03→05/10	→	☐; +PR 1KE,1KF,1KJ		24.3414-1710.5	240835	TRW Ø 41 - Halter
1.4 TSI	103	02/06→05/10	←	☐; 09/06→; +PR 1ZE;1ZP		11.9541-9553.2	220563	ATE Ø 54 - Halter
			←	☐; 09/06→; +PR 1LJ,1ZA,1ZD		11.9541-9553.2	220563	ATE Ø 54 - Halter
			←	☐; 09/06→; +PR 1LJ,1ZA,1ZD		11.9541-9554.2	220564	ATE Ø 54 - Halter
			←	☐; 09/06→; +PR 1ZE;1ZP		11.9541-9554.2	220564	ATE Ø 54 - Halter
			→	☐; 09/06→; +PR 1KE,1KF,1KJ		24.3414-1709.5	240834	TRW Ø 41 - Halter
			→	☐; 09/06→; +PR 1KE,1KF,1KJ		24.3414-1710.5	240835	TRW Ø 41 - Halter
1.4 TSI EcoFuel	110	05/09→05/10	←	☐; +PR 1LJ,1ZA,1ZD		11.9541-9553.2	220563	ATE Ø 54 - Halter
			←	☐; +PR 1ZE,1ZP		11.9541-9553.2	220563	ATE Ø 54 - Halter
			←	☐; +PR 1ZE,1ZP		11.9541-9554.2	220564	ATE Ø 54 - Halter
			←	☐; +PR 1LJ,1ZA,1ZD		11.9541-9554.2	220564	ATE Ø 54 - Halter
			→	☐; +PR 1KE,1KF,1KJ		24.3414-1709.5	240834	TRW Ø 41 - Halter
			→	☐; +PR 1KE,1KF,1KJ		24.3414-1710.5	240835	TRW Ø 41 - Halter
2.0 TDI	100	02/03→05/10	←	☐; 08/03→; +PR 1LJ,1ZA,1ZD		11.9541-9553.2	220563	ATE Ø 54 - Halter
			←	☐; 08/03→; +PR 1ZE;1ZP		11.9541-9553.2	220563	ATE Ø 54 - Halter
			←	☐; 08/03→; +PR 1LJ,1ZA,1ZD		11.9541-9554.2	220564	ATE Ø 54 - Halter
			←	☐; 08/03→; +PR 1ZE;1ZP		11.9541-9554.2	220564	ATE Ø 54 - Halter
			→	☐; 08/03→; +PR 1KE,1KF,1KJ		24.3414-1709.5	240834	TRW Ø 41 - Halter
↓								





	kw			 	! #		
<b>VW - TOURAN (1T1, 1T2) 02/03→05/10</b>							
<b> Bremssattel</b>							
2.0 TDI	100	02/03→05/10	➔	☐; 08/03→; +PR 1KE,1KF,1KJ		24.3414-1710.5 240835	TRW Ø 41 - Halter
2.0 TDI	125	12/05→05/10	➔	☐; 02/06→; +PR 1LJ,1ZA,1ZD		11.9541-9553.2 220563	ATE Ø 54 - Halter
			➔	☐; 02/06→; +PR 1ZE;1ZP		11.9541-9553.2 220563	ATE Ø 54 - Halter
			➔	☐; 02/06→; +PR 1ZE;1ZP		11.9541-9554.2 220564	ATE Ø 54 - Halter
			➔	☐; 02/06→; +PR 1LJ,1ZA,1ZD		11.9541-9554.2 220564	ATE Ø 54 - Halter
			➔	☐; 02/06→; +PR 1KE,1KF,1KJ		24.3414-1709.5 240834	TRW Ø 41 - Halter
			➔	☐; 02/06→; +PR 1KE,1KF,1KJ		24.3414-1710.5 240835	TRW Ø 41 - Halter
<b>Halter, Bremssattel</b>							
1.4 FSI	125	11/06→05/10	➔	+PR 1LJ,1ZA,1ZD		11.0230-0131.1 260129	ATE
1.4 TSI EcoFuel	110	05/09→05/10					
1.6	75	07/03→05/10					
1.6 FSI	85	02/03→01/07					
1.9 TDI	66	11/04→05/10					
1.9 TDI	74	02/03→05/04					
1.9 TDI	77	08/03→05/10					
2.0 EcoFuel	80	02/06→05/09					
2.0 FSI	110	10/03→01/07					
2.0 TDI	103	12/05→05/10					
2.0 TDI 16V	103	08/03→05/10					
1.4 TSI	103	02/06→05/10	➔	09/06→; +PR 1LJ,1ZA,1ZD		11.0230-0131.1 260129	ATE
2.0 TDI	100	02/03→05/10	➔	08/03→; +PR 1LJ,1ZA,1ZD		11.0230-0131.1 260129	ATE
2.0 TDI	125	12/05→05/10	➔	02/06→; +PR 1LJ,1ZA,1ZD		11.0230-0131.1 260129	ATE
<b>Feder, Bremssattel</b>							
1.4 FSI	125	11/06→05/10	➔	+PR 1LJ,1ZA,1ZD	2	11.8116-0351.1 390538	ATE
1.6	75	07/03→05/10					
1.6 FSI	85	02/03→01/07	➔	+PR 1ZE;1ZP	2	11.8116-0351.1 390538	ATE
1.9 TDI	66	11/04→05/10					
1.9 TDI	74	02/03→05/04					
1.9 TDI	77	08/03→05/10					
2.0 EcoFuel	80	02/06→05/09					
2.0 FSI	110	10/03→01/07					
2.0 TDI	103	12/05→05/10					
2.0 TDI 16V	103	08/03→05/10					
1.4 TSI	103	02/06→05/10	➔	09/06→; +PR 1LJ,1ZA,1ZD	2	11.8116-0351.1 390538	ATE
			➔	09/06→; +PR 1ZE;1ZP	2	11.8116-0351.1 390538	ATE
1.4 TSI EcoFuel	110	05/09→05/10	➔	+PR 1ZE,1ZP	2	11.8116-0351.1 390538	ATE
			➔	+PR 1LJ,1ZA,1ZD	2	11.8116-0351.1 390538	ATE
2.0 TDI	100	02/03→05/10	➔	08/03→; +PR 1ZE;1ZP	2	11.8116-0351.1 390538	ATE
			➔	08/03→; +PR 1LJ,1ZA,1ZD	2	11.8116-0351.1 390538	ATE
2.0 TDI	125	12/05→05/10	➔	02/06→; +PR 1ZE;1ZP	2	11.8116-0351.1 390538	ATE
			➔	02/06→; +PR 1LJ,1ZA,1ZD	2	11.8116-0351.1 390538	ATE
<b>Führungshülzensatz, Bremssattel</b>							
1.4 FSI	125	11/06→05/10	➔	+PR 1ZE;1ZP		11.0101-5407.2 260011	ATE
1.6	75	07/03→05/10					
1.6 FSI	85	02/03→01/07	➔	+PR 1LJ,1ZA,1ZD		11.0101-5407.2 260011	ATE
1.9 TDI	66	11/04→05/10					
1.9 TDI	74	02/03→05/04					
1.9 TDI	77	08/03→05/10					
2.0 EcoFuel	80	02/06→05/09					
2.0 FSI	110	10/03→01/07					
2.0 TDI	103	12/05→05/10					
2.0 TDI 16V	103	08/03→05/10					
1.4 TSI	103	02/06→05/10	➔	09/06→; +PR 1LJ,1ZA,1ZD		11.0101-5407.2 260011	ATE
			➔	09/06→; +PR 1ZE;1ZP		11.0101-5407.2 260011	ATE
1.4 TSI EcoFuel	110	05/09→05/10	➔	+PR 1ZE,1ZP		11.0101-5407.2 260011	ATE
			➔	+PR 1LJ,1ZA,1ZD		11.0101-5407.2 260011	ATE
2.0 TDI	100	02/03→05/10	➔	08/03→; +PR 1ZE;1ZP		11.0101-5407.2 260011	ATE
			➔	08/03→; +PR 1LJ,1ZA,1ZD		11.0101-5407.2 260011	ATE
2.0 TDI	125	12/05→05/10	➔	02/06→; +PR 1ZE;1ZP		11.0101-5407.2 260011	ATE
			➔	02/06→; +PR 1LJ,1ZA,1ZD		11.0101-5407.2 260011	ATE
<b>Führungsbolzen, Bremssattel</b>							
1.4 FSI	125	11/06→05/10		+PR 1ZE;1ZP		11.8171-0008.1 990049	ATE
1.6	75	07/03→05/10					
↓							

	kw			 	! #		
<b>VW - TOURAN (1T1, 1T2) 02/03→05/10</b>							
<b>Führungsbolzen, Bremsattel</b>							
1.6 FSI	85	02/03→01/07		+PR 1LJ,1ZA,1ZD		11.8171-0008.1	990049 ATE
1.9 TDI	66	11/04→05/10					
1.9 TDI	74	02/03→05/04					
1.9 TDI	77	08/03→05/10					
2.0 EcoFuel	80	02/06→05/09					
2.0 FSI	110	10/03→01/07					
2.0 TDI	103	12/05→05/10					
2.0 TDI 16V	103	08/03→05/10					
1.4 TSI	103	02/06→05/10		09/06→; +PR 1LJ,1ZA,1ZD		11.8171-0008.1	990049 ATE
				09/06→; +PR 1ZE;1ZP		11.8171-0008.1	990049 ATE
1.4 TSI EcoFuel	110	05/09→05/10		+PR 1LJ,1ZA,1ZD		11.8171-0008.1	990049 ATE
				+PR 1ZE,1ZP		11.8171-0008.1	990049 ATE
2.0 TDI	100	02/03→05/10		08/03→; +PR 1LJ,1ZA,1ZD		11.8171-0008.1	990049 ATE
				08/03→; +PR 1ZE;1ZP		11.8171-0008.1	990049 ATE
2.0 TDI	125	12/05→05/10		02/06→; +PR 1LJ,1ZA,1ZD		11.8171-0008.1	990049 ATE
				02/06→; +PR 1ZE;1ZP		11.8171-0008.1	990049 ATE
<b> Bremsschlauch</b>							
1.4 FSI	125	11/06→05/10	←		2	24.5143-0564.3	331433 L= 564
1.4 TSI EcoFuel	110	05/09→05/10	→	☐; 11/09→		83.7847-0254.3	331233 L= 255
			→	☐; 11/09→		83.7847-0257.3	331234 L= 255
			→	→ 10/09	2	83.7849-0236.3	330873 L= 233
1.4 TSI	103	02/06→05/10	←	09/06→	2	24.5143-0564.3	331433 L= 564
			→	☐; 11/09→		83.7847-0254.3	331233 L= 255
			→	☐; 11/09→		83.7847-0257.3	331234 L= 255
			→	09/06→ 10/09	2	83.7849-0236.3	330873 L= 233
1.6	75	07/03→05/10	←		2	24.5143-0564.3	331433 L= 564
1.9 TDI	66	11/04→05/10	→	→ 12/05	2	24.5204-0233.3	331430 L= 233
1.9 TDI	77	08/03→05/10	→	☐; 11/09→		83.7847-0254.3	331233 L= 255
2.0 TDI	103	12/05→05/10	→	☐; 11/09→		83.7847-0257.3	331234 L= 255
2.0 TDI 16V	103	08/03→05/10	→	01/06→ 10/09	2	83.7849-0236.3	330873 L= 233
1.6 FSI	85	02/03→01/07	←		2	24.5143-0564.3	331433 L= 564
2.0 FSI	110	10/03→01/07	→	→ 12/05	2	24.5204-0233.3	331430 L= 233
			→	01/06→	2	83.7849-0236.3	330873 L= 233
1.9 TDI	74	02/03→05/04	←		2	24.5143-0564.3	331433 L= 564
			→		2	24.5204-0233.3	331430 L= 233
2.0 EcoFuel	80	02/06→05/09	←		2	24.5143-0564.3	331433 L= 564
			→		2	83.7849-0236.3	330873 L= 233
2.0 TDI	100	02/03→05/10	←	08/03→	2	24.5143-0564.3	331433 L= 564
			→	08/03→ 12/05	2	24.5204-0233.3	331430 L= 233
			→	☐; 11/09→		83.7847-0254.3	331233 L= 255
			→	☐; 11/09→		83.7847-0257.3	331234 L= 255
			→	01/06→ 10/09	2	83.7849-0236.3	330873 L= 233
2.0 TDI	125	12/05→05/10	←	02/06→	2	24.5143-0564.3	331433 L= 564
			→	☐; 11/09→		83.7847-0254.3	331233 L= 255
			→	☐; 11/09→		83.7847-0257.3	331234 L= 255
			→	02/06→ 10/09	2	83.7849-0236.3	330873 L= 233
<b>VW - TOURAN (1T3) 05/10→05/15</b>							
<b> Bremsattel</b>							
1.2 TSI	77	05/10→05/15	←	☐; +PR 1LJ,1ZA,1ZD		11.9541-9553.2	220563 ATE Ø 54 - Halter
1.4 TSI EcoFuel	110	05/10→05/15	←	☐; +PR 1ZE,1ZP		11.9541-9553.2	220563 ATE Ø 54 - Halter
1.6 TDI	66	05/10→05/15	←	☐; +PR 1ZE,1ZP		11.9541-9554.2	220564 ATE Ø 54 - Halter
1.6 TDI	77	05/10→05/15	←	☐; +PR 1LJ,1ZA,1ZD		11.9541-9554.2	220564 ATE Ø 54 - Halter
			→	☐; +PR 1KE,1KF,1KJ		24.3414-1709.5	240834 TRW Ø 41 - Halter
			→	☐; +PR 1KE,1KF,1KJ		24.3414-1710.5	240835 TRW Ø 41 - Halter
1.4 TSI	103	05/10→05/15	←	☐; +PR 1ZE;1ZP		11.9541-9553.2	220563 ATE Ø 54 - Halter
1.4 TSI	125	05/10→05/15	↓				

### VW - TOURAN (1T3) 05/10→05/15

#### **Bremssattel**

2.0 TDI 2.0 TDI 2.0 TDI	81	11/10→05/15	←	☐; +PR 1LJ,1ZA,1ZD	11.9541-9553.2	220563	ATE Ø 54 - Halter	
	103	05/10→05/15	←	☐; +PR 1ZE;1ZP	11.9541-9554.2	220564	ATE Ø 54 - Halter	
	125	05/10→01/13	←	☐; +PR 1LJ,1ZA,1ZD	11.9541-9554.2	220564	ATE Ø 54 - Halter	
				→	☐; +PR 1KE,1KF,1KJ	24.3414-1709.5	240834	TRW Ø 41 - Halter
				→	☐; +PR 1KE,1KF,1KJ	24.3414-1710.5	240835	TRW Ø 41 - Halter
	2.0 TDI	130	01/13→05/15	←	☐; +PR 1LJ,1ZA,1ZD	11.9541-9553.2	220563	ATE Ø 54 - Halter
			←	☐; +PR 1ZE,1ZP	11.9541-9553.2	220563	ATE Ø 54 - Halter	
			←	☐; +PR 1ZE,1ZP	11.9541-9554.2	220564	ATE Ø 54 - Halter	
			←	☐; +PR 1LJ,1ZA,1ZD	11.9541-9554.2	220564	ATE Ø 54 - Halter	

#### **Halter, Bremssattel**

1.2 TSI 1.4 TSI 1.4 TSI 1.4 TSI EcoFuel 1.6 TDI 1.6 TDI 2.0 TDI 2.0 TDI 2.0 TDI 2.0 TDI	77	05/10→05/15	←	+PR 1LJ,1ZA,1ZD	11.0230-0131.1	260129	ATE
	103	05/10→05/15					
	125	05/10→05/15					
	110	05/10→05/15					
	66	05/10→05/15					
	77	05/10→05/15					
	81	11/10→05/15					
	103	05/10→05/15					
	125	05/10→01/13					
	130	01/13→05/15					

#### **Feder, Bremssattel**

1.2 TSI 1.4 TSI EcoFuel	77	05/10→05/15	←	+PR 1ZE,1ZP	2	11.8116-0351.1	390538	ATE
	110	05/10→05/15	←	+PR 1LJ,1ZA,1ZD	2	11.8116-0351.1	390538	ATE
1.6 TDI 1.6 TDI	66	05/10→05/15	←	+PR 1LJ,1ZA,1ZD				
	77	05/10→05/15						
2.0 TDI 1.4 TSI 1.4 TSI 2.0 TDI 2.0 TDI 2.0 TDI	130	01/13→05/15						
	103	05/10→05/15	←	+PR 1LJ,1ZA,1ZD	2	11.8116-0351.1	390538	ATE
	125	05/10→05/15	←	+PR 1ZE,1ZP	2	11.8116-0351.1	390538	ATE
	81	11/10→05/15	←	+PR 1ZE,1ZP	2	11.8116-0351.1	390538	ATE

#### **Führungshülzensatz, Bremssattel**

1.2 TSI 1.4 TSI EcoFuel	77	05/10→05/15	←	+PR 1ZE,1ZP	11.0101-5407.2	260011	ATE
	110	05/10→05/15	←	+PR 1LJ,1ZA,1ZD	11.0101-5407.2	260011	ATE
1.6 TDI 1.6 TDI	66	05/10→05/15	←	+PR 1LJ,1ZA,1ZD			
	77	05/10→05/15					
2.0 TDI 1.4 TSI 1.4 TSI 2.0 TDI 2.0 TDI 2.0 TDI	130	01/13→05/15					
	103	05/10→05/15	←	+PR 1ZE,1ZP	11.0101-5407.2	260011	ATE
	125	05/10→05/15	←	+PR 1ZE,1ZP	11.0101-5407.2	260011	ATE
	81	11/10→05/15	←	+PR 1LJ,1ZA,1ZD	11.0101-5407.2	260011	ATE

#### **Führungsbolzen, Bremssattel**

1.2 TSI 1.4 TSI EcoFuel	77	05/10→05/15		+PR 1LJ,1ZA,1ZD	11.8171-0008.1	990049	ATE
	110	05/10→05/15		+PR 1ZE,1ZP	11.8171-0008.1	990049	ATE
1.6 TDI 1.6 TDI	66	05/10→05/15					
	77	05/10→05/15					
2.0 TDI 1.4 TSI 1.4 TSI 2.0 TDI 2.0 TDI 2.0 TDI	130	01/13→05/15					
	103	05/10→05/15		+PR 1ZE,1ZP	11.8171-0008.1	990049	ATE
	125	05/10→05/15		+PR 1LJ,1ZA,1ZD	11.8171-0008.1	990049	ATE
	81	11/10→05/15					









#### **Bremsschlauch**








1.2 TSI 1.4 TSI	77	05/10→05/15	←		2	24.5143-0564.3	331433	L= 564
	103	05/10→05/15	←					
1.4 TSI 1.4 TSI EcoFuel	125	05/10→05/15	→	☐		83.7847-0254.3	331233	L= 255
	110	05/10→05/15	→	☐		83.7847-0257.3	331234	L= 255
1.6 TDI 1.6 TDI 2.0 TDI 2.0 TDI 2.0 TDI 2.0 TDI	66	05/10→05/15						
	77	05/10→05/15						
	81	11/10→05/15						
	103	05/10→05/15						
	125	05/10→01/13						
	130	01/13→05/15						








### VW - TRANSPORTER T4 Bus (70B, 70C, 7DB, 7DK, 70J, 70K, 7DC, 7DJ) 09/90→06/03

#### **Bremssattel**








1.9 D 1.9 D	44	09/90→12/95	←	☐; 70-1-000955→; +PR 1LB	11.9571-9819.2	220469	ATE Ø 57 - Halter
	45	09/90→12/95	←	☐; 70-1-000955→; +PR 1LB	11.9571-9820.2	220470	ATE Ø 57 - Halter








	kw			 	! #		
<b>VW - TRANSPORTER T4 Bus (70B, 70C, 7DB, 7DK, 70J, 70K, 7DC, 7DJ) 09/90→06/03</b>							
 <b>Bremssattel</b>							
1.9 D	44	09/90→12/95	←	☐; +PR 1LE	24.3541-1775.5	240974	TRW Ø 54 - Halter
1.9 D	45	09/90→12/95	←	☐; +PR 1LE	24.3541-1776.5	240975	TRW Ø 54 - Halter
			→	☐; 70-V-120001→	24.3384-1715.5	240265	TRW Ø 38 - Halter
			→	☐; 70-V-120001→	24.3384-1716.5	240266	TRW Ø 38 - Halter
			→	☐; 70-T-200000→ 70-V-120000	24.3384-1717.5	240267	TRW Ø 38 - Halter
			→	☐; 70-T-200000→ 70-V-120000	24.3384-1718.5	240268	TRW Ø 38 - Halter
1.9 TD	50	10/92→04/03	←	☐; 05/97→; → 70-1-000954; +PR 1LB	11.9571-9811.2	220485	ATE Ø 57 - Halter
2.0	62	09/90→04/03	←	☐; 05/97→; → 70-1-000954; +PR 1LB	11.9571-9812.2	220486	ATE Ø 57 - Halter
2.4 D	57	09/90→04/98	←	☐; 05/97→; → 70-1-000954; +PR 1LB	11.9571-9812.2	220486	ATE Ø 57 - Halter
2.5	81	11/90→06/03	←	☐; 70-1-000955→; +PR 1LB	11.9571-9819.2	220469	ATE Ø 57 - Halter
2.5 TDI	75	09/95→04/03	←	☐; 70-1-000955→; +PR 1LB	11.9571-9820.2	220470	ATE Ø 57 - Halter
			←	☐; +PR 1LE	24.3541-1775.5	240974	TRW Ø 54 - Halter
			←	☐; +PR 1LE	24.3541-1776.5	240975	TRW Ø 54 - Halter
			←	☐; 05/96→; +PR 1LU	24.3571-1787.5	240838	ATE Ø 57 - Halter
			←	☐; 05/96→; +PR 1LU	24.3571-1788.5	240839	ATE Ø 57 - Halter
			→	☐; 70-V-120001→	24.3384-1715.5	240265	TRW Ø 38 - Halter
			→	☐; 70-V-120001→	24.3384-1716.5	240266	TRW Ø 38 - Halter
			→	☐; 70-T-200000→ 70-V-120000	24.3384-1717.5	240267	TRW Ø 38 - Halter
			→	☐; 70-T-200000→ 70-V-120000	24.3384-1718.5	240268	TRW Ø 38 - Halter
2.4 D	55	08/97→04/03	←	☐; → 70-1-000954; +PR 1LB	11.9571-9811.2	220485	ATE Ø 57 - Halter
2.5 TDI	65	05/98→04/03	←	☐; → 70-1-000954; +PR 1LB	11.9571-9812.2	220486	ATE Ø 57 - Halter
2.5 TDI	111	05/98→04/03	←	☐; → 70-1-000954; +PR 1LB	11.9571-9812.2	220486	ATE Ø 57 - Halter
2.8 VR6	150	04/00→04/03	←	☐; 70-1-000955→; +PR 1LB	11.9571-9819.2	220469	ATE Ø 57 - Halter
			←	☐; 70-1-000955→; +PR 1LB	11.9571-9820.2	220470	ATE Ø 57 - Halter
			←	☐; +PR 1LE	24.3541-1775.5	240974	TRW Ø 54 - Halter
			←	☐; +PR 1LE	24.3541-1776.5	240975	TRW Ø 54 - Halter
			←	☐; +PR 1LU	24.3571-1787.5	240838	ATE Ø 57 - Halter
			←	☐; +PR 1LU	24.3571-1788.5	240839	ATE Ø 57 - Halter
			→	☐; 70-V-120001→	24.3384-1715.5	240265	TRW Ø 38 - Halter
			→	☐; 70-V-120001→	24.3384-1716.5	240266	TRW Ø 38 - Halter
			→	☐; 70-T-200000→ 70-V-120000	24.3384-1717.5	240267	TRW Ø 38 - Halter
			→	☐; 70-T-200000→ 70-V-120000	24.3384-1718.5	240268	TRW Ø 38 - Halter
2.4 D Syncro	57	10/92→09/98	←	☐; 07/95→; +PR 1LB	11.9571-9819.2	220469	ATE Ø 57 - Halter
			←	☐; 07/95→; +PR 1LB	11.9571-9820.2	220470	ATE Ø 57 - Halter
			←	☐; 11/92→; +PR 1LE	24.3541-1775.5	240974	TRW Ø 54 - Halter
			←	☐; 11/92→; +PR 1LE	24.3541-1776.5	240975	TRW Ø 54 - Halter
			←	☐; 07/95→; +PR 1LU	24.3571-1787.5	240838	ATE Ø 57 - Halter
			←	☐; 07/95→; +PR 1LU	24.3571-1788.5	240839	ATE Ø 57 - Halter
			→	☐; 05/96→	24.3384-1715.5	240265	TRW Ø 38 - Halter
			→	☐; 05/96→	24.3384-1716.5	240266	TRW Ø 38 - Halter
2.5	85	08/96→04/03	←	☐; 05/97→; → 70-1-000954; +PR 1LB	11.9571-9811.2	220485	ATE Ø 57 - Halter
2.8 VR 6	103	11/95→04/00	←	☐; 05/97→; → 70-1-000954; +PR 1LB	11.9571-9812.2	220486	ATE Ø 57 - Halter
			←	☐; 70-1-000955→; +PR 1LB	11.9571-9819.2	220469	ATE Ø 57 - Halter
			←	☐; 70-1-000955→; +PR 1LB	11.9571-9820.2	220470	ATE Ø 57 - Halter
			←	☐; +PR 1LE	24.3541-1775.5	240974	TRW Ø 54 - Halter
			←	☐; +PR 1LE	24.3541-1776.5	240975	TRW Ø 54 - Halter
			←	☐; +PR 1LU	24.3571-1787.5	240838	ATE Ø 57 - Halter
			←	☐; +PR 1LU	24.3571-1788.5	240839	ATE Ø 57 - Halter
			→	☐; 70-V-120001→	24.3384-1715.5	240265	TRW Ø 38 - Halter
			→	☐; 70-V-120001→	24.3384-1716.5	240266	TRW Ø 38 - Halter
			→	☐; 70-T-200000→ 70-V-120000	24.3384-1717.5	240267	TRW Ø 38 - Halter
			→	☐; 70-T-200000→ 70-V-120000	24.3384-1718.5	240268	TRW Ø 38 - Halter
2.5 Syncro	81	11/92→04/03	←	☐; 07/95→; +PR 1LB	11.9571-9819.2	220469	ATE Ø 57 - Halter
			←	☐; 07/95→; +PR 1LB	11.9571-9820.2	220470	ATE Ø 57 - Halter
↓							

	kw			 	! #			
<b>VW - TRANSPORTER T4 Bus (70B, 70C, 7DB, 7DK, 70J, 70K, 7DC, 7DJ) 09/90→06/03</b>								
<b>Bremssattel</b>								
2.5 Syncro	81	11/92→04/03	←	☐; +PR 1LE		24.3541-1775.5	240974	TRW Ø 54 - Halter
			←	☐; +PR 1LE		24.3541-1776.5	240975	TRW Ø 54 - Halter
			←	☐; 07/95→; +PR 1LU		24.3571-1787.5	240838	ATE Ø 57 - Halter
			←	☐; 07/95→; +PR 1LU		24.3571-1788.5	240839	ATE Ø 57 - Halter
			→	☐; 05/96→		24.3384-1715.5	240265	TRW Ø 38 - Halter
			→	☐; 05/96→		24.3384-1716.5	240266	TRW Ø 38 - Halter
2.5 Syncro	85	07/96→04/03	←	☐; +PR 1LB		11.9571-9819.2	220469	ATE Ø 57 - Halter
			←	☐; +PR 1LB		11.9571-9820.2	220470	ATE Ø 57 - Halter
			←	☐; +PR 1LE		24.3541-1775.5	240974	TRW Ø 54 - Halter
			←	☐; +PR 1LE		24.3541-1776.5	240975	TRW Ø 54 - Halter
			←	☐; +PR 1LU		24.3571-1787.5	240838	ATE Ø 57 - Halter
			←	☐; +PR 1LU		24.3571-1788.5	240839	ATE Ø 57 - Halter
			→	☐		24.3384-1715.5	240265	TRW Ø 38 - Halter
			→	☐		24.3384-1716.5	240266	TRW Ø 38 - Halter
2.5 TDI Syncro	75	01/96→04/03	←	☐; +PR 1LB		11.9571-9819.2	220469	ATE Ø 57 - Halter
			←	☐; +PR 1LB		11.9571-9820.2	220470	ATE Ø 57 - Halter
			←	☐; +PR 1LE		24.3541-1775.5	240974	TRW Ø 54 - Halter
			←	☐; +PR 1LE		24.3541-1776.5	240975	TRW Ø 54 - Halter
			←	☐; +PR 1LU		24.3571-1787.5	240838	ATE Ø 57 - Halter
			←	☐; +PR 1LU		24.3571-1788.5	240839	ATE Ø 57 - Halter
			→	☐; 05/96→		24.3384-1715.5	240265	TRW Ø 38 - Halter
			→	☐; 05/96→		24.3384-1716.5	240266	TRW Ø 38 - Halter
<b>Feder, Bremssattel</b>								
1.9 D	44	09/90→12/95		70-1-000955→; +PR 1LB	2	11.8116-0272.1	390598	ATE
1.9 D	45	09/90→12/95						
1.9 TD	50	10/92→04/03		70-1-000955→; +PR 1LB	2	11.8116-0272.1	390598	ATE
2.0	62	09/90→04/03						
2.4 D	57	09/90→04/98	←	05/96→; +PR 1LU	2	11.8116-0237.1	390509	ATE
2.5	81	11/90→06/03						
2.5 TDI	75	09/95→04/03						
2.4 D	55	08/97→04/03		70-1-000955→; +PR 1LB	2	11.8116-0272.1	390598	ATE
2.5	85	08/96→04/03						
2.5 TDI	65	05/98→04/03	←	+PR 1LU	2	11.8116-0237.1	390509	ATE
2.5 TDI	111	05/98→04/03						
2.8 VR6	150	04/00→04/03						
2.8 VR 6	103	11/95→04/00						
2.4 D Syncro	57	10/92→09/98		07/95→; +PR 1LB	2	11.8116-0272.1	390598	ATE
2.5 Syncro	81	11/92→04/03	←	07/95→; +PR 1LU	2	11.8116-0237.1	390509	ATE
2.5 Syncro	85	07/96→04/03		+PR 1LB	2	11.8116-0272.1	390598	ATE
2.5 TDI Syncro	75	01/96→04/03	←	+PR 1LU	2	11.8116-0237.1	390509	ATE
<b>Führungshülzensatz, Bremssattel</b>								
1.9 D	44	09/90→12/95	←	+PR 1LA;1LP		11.0101-5403.2	260010	TRW
1.9 D	45	09/90→12/95	←	70-1-000955→; +PR 1LB		11.0101-5705.2	260096	ATE
1.9 TD	50	10/92→04/03	←	+PR 1LA;1LP		11.0101-5403.2	260010	TRW
2.0	62	09/90→04/03						
2.4 D	57	09/90→04/98	←	05/96→; +PR 1LU		11.0101-5409.2	260035	ATE
2.5	81	11/90→06/03	←	05/97→; → 70-1-000954; +PR 1LB		11.0101-5704.2	260095	ATE
2.5 TDI	75	09/95→04/03	←	70-1-000955→; +PR 1LB		11.0101-5705.2	260096	ATE
2.4 D	55	08/97→04/03	←	+PR 1LA;1LP		11.0101-5403.2	260010	TRW
2.5 TDI	65	05/98→04/03	←	+PR 1LU		11.0101-5409.2	260035	ATE
2.5 TDI	111	05/98→04/03	←					
2.8 VR6	150	04/00→04/03	←	→ 70-1-000954; +PR 1LB		11.0101-5704.2	260095	ATE
			←	70-1-000955→; +PR 1LB		11.0101-5705.2	260096	ATE
2.4 D Syncro	57	10/92→09/98	←	11/92→; +PR 1LA;1LP		11.0101-5403.2	260010	TRW
			←	07/95→; +PR 1LU		11.0101-5409.2	260035	ATE
			←	07/95→; +PR 1LB		11.0101-5705.2	260096	ATE
2.5	85	08/96→04/03	←	+PR 1LA;1LP		11.0101-5403.2	260010	TRW
2.8 VR 6	103	11/95→04/00	←	+PR 1LU		11.0101-5409.2	260035	ATE
↓								






















































	kw					! #		
<b>VW - TRANSPORTER T4 Bus (70B, 70C, 7DB, 7DK, 70J, 70K, 7DC, 7DJ) 09/90→06/03</b>								
<b>Führungshülzensatz, Bremssattel</b>								
2.5 2.8 VR 6	85 103	08/96→04/03 11/95→04/00	←	05/97→; → 70-1-000954; +PR 1LB			11.0101-5704.2 260095	ATE
			←	70-1-000955→; +PR 1LB			11.0101-5705.2 260096	ATE
2.5 Syncro	81	11/92→04/03	←	+PR 1LA;1LP			11.0101-5403.2 260010	TRW
			←	07/95→; +PR 1LU			11.0101-5409.2 260035	ATE
			←	07/95→; +PR 1LB			11.0101-5705.2 260096	ATE
2.5 Syncro 2.5 TDI Syncro	85 75	07/96→04/03 01/96→04/03	←	+PR 1LA;1LP			11.0101-5403.2 260010	TRW
			←	+PR 1LU			11.0101-5409.2 260035	ATE
			←	+PR 1LB			11.0101-5705.2 260096	ATE
<b>Führungsbolzen, Bremssattel</b>								
1.9 D 1.9 D	44 45	09/90→12/95 09/90→12/95		70-1-000955→; +PR 1LB			11.8171-0067.1 250153	ATE
1.9 TD 2.0	50 62	10/92→04/03 09/90→04/03		70-1-000955→; +PR 1LB			11.8171-0067.1 250153	ATE
2.4 D 2.5	57 81	09/90→04/98 11/90→06/03	←	05/97→; → 70-1-000954; +PR 1LB			11.8171-0008.1 990049	ATE
2.5 TDI	75	09/95→04/03	←	05/96→; +PR 1LU			11.8171-0008.1 990049	ATE
2.4 D 2.5 TDI 2.5 TDI 2.8 VR6	55 65 111 150	08/97→04/03 05/98→04/03 05/98→04/03 04/00→04/03		70-1-000955→; +PR 1LB			11.8171-0067.1 250153	ATE
			←	→ 70-1-000954; +PR 1LB			11.8171-0008.1 990049	ATE
			←	+PR 1LU			11.8171-0008.1 990049	ATE
2.4 D Syncro 2.5 Syncro	57 81	10/92→09/98 11/92→04/03		07/95→; +PR 1LB			11.8171-0067.1 250153	ATE
			←	07/95→; +PR 1LU			11.8171-0008.1 990049	ATE
2.5 2.8 VR 6	85 103	08/96→04/03 11/95→04/00		70-1-000955→; +PR 1LB			11.8171-0067.1 250153	ATE
			←	05/97→; → 70-1-000954; +PR 1LB			11.8171-0008.1 990049	ATE
			←	+PR 1LU			11.8171-0008.1 990049	ATE
2.5 Syncro 2.5 TDI Syncro	85 75	07/96→04/03 01/96→04/03		+PR 1LB			11.8171-0067.1 250153	ATE
			←	+PR 1LU			11.8171-0008.1 990049	ATE
<b>Dichtungssatz, Bremssattel</b>								
1.9 TD 2.0	50 62	10/92→04/03 09/90→04/03	←	05/97→; → 70-1-000954; +PR 1LB			11.0441-5704.2 250034	ATE
2.4 D 2.5	57 81	09/90→04/98 11/90→06/03	←	05/96→; +PR 1LU			11.0441-5704.2 250034	ATE
2.5 TDI	75	09/95→04/03						
2.4 D 2.5 TDI 2.5 TDI 2.8 VR6	55 65 111 150	08/97→04/03 05/98→04/03 05/98→04/03 04/00→04/03	←	→ 70-1-000954; +PR 1LB			11.0441-5704.2 250034	ATE
			←	+PR 1LU			11.0441-5704.2 250034	ATE
2.4 D Syncro 2.5 Syncro	57 81	10/92→09/98 11/92→04/03	←	07/95→; +PR 1LU			11.0441-5704.2 250034	ATE
2.5 2.8 VR 6	85 103	08/96→04/03 11/95→04/00	←	05/97→; → 70-1-000954; +PR 1LB			11.0441-5704.2 250034	ATE
			←	+PR 1LU			11.0441-5704.2 250034	ATE
2.5 Syncro 2.5 TDI Syncro	85 75	07/96→04/03 01/96→04/03	←	+PR 1LU			11.0441-5704.2 250034	ATE
<b>Zubehörsatz, Bremssattel</b>								
1.9 D 1.9 D 1.9 TD 2.0 2.4 D 2.4 D 2.5 2.5 2.5 Syncro 2.5 Syncro 2.5 TDI 2.5 TDI 2.5 TDI Syncro 2.8 VR6 2.8 VR 6 2.4 D Syncro	44 45 50 62 55 57 81 85 81 85 65 75 111 75 150 103 57	09/90→12/95 09/90→12/95 10/92→04/03 09/90→04/03 08/97→04/03 09/90→04/98 11/90→06/03 08/96→04/03 11/92→04/03 07/96→04/03 05/98→04/03 09/95→04/03 05/98→04/03 01/96→04/03 04/00→04/03 11/95→04/00 10/92→09/98	←	+PR 1LA;1LP			24.0101-3401.2 260043	TRW
			←	11/92→; +PR 1LA;1LP			24.0101-3401.2 260043	TRW
<b>Bremsschlauch</b>								
1.9 D 1.9 D	44 45	09/90→12/95 09/90→12/95	←	→ 07/95	2	24.5237-0334.3 331443	L= 334	
			←	08/95→	2	24.5237-0345.3 331367	L= 345	
			→	am Bremssattel; 70-T-200000→; passend für Felgenreöße [Zoll]: 16	2	24.5113-0170.3 331361	L= 170	










	kw			 	! #					
<b>VW - TRANSPORTER T4 Bus (70B, 70C, 7DB, 7DK, 70J, 70K, 7DC, 7DJ) 09/90→06/03</b>										
<b>Bremsschlauch</b>										
1.9 D 1.9 D	44 45	09/90→12/95 09/90→12/95	➔	am Bremssattel; 70-T-200000→; nicht für Felgengröße [Zoll]: 16	2	24.5170-0161.3 331308	L= 161			
			➔	→ 70-T-199999	2	24.5201-0164.3 331414	L= 164			
			➔	70-T-200000→; für Fahrzeuge ohne Schlechtwegeausführung	2	24.5201-0164.3 331414	L= 164			
			➔	70-T-200000→; für Fahrzeuge mit Schlechtwegeausführung	2	24.5225-0160.3 331366 83.6204-0158.3 330773	L= 160 L= 155			
1.9 TD 2.0 2.5 2.5 Syncro	50 62 81 81	10/92→04/03 09/90→04/03 11/90→06/03 11/92→04/03	➔	→ 07/95	2	24.5237-0334.3 331443	L= 334			
			➔	☐; 05/99→; +PR 2E2,1LP,1LE,1LU; + WK		24.5237-0345.3 331367	L= 345			
			➔	08/95→ 04/97	2	24.5237-0345.3 331367	L= 345			
			➔	05/97→; → 70-X-250000; - WK	2	24.5237-0345.3 331367	L= 345			
			➔	☐; 05/99→; +PR 2E2,1LP,1LE,1LU; + WK		83.6255-0337.3 330744	L= 335			
			➔	☐; 05/97→ 04/99; + WK		83.6255-0340.3 330745	L= 340			
			➔	☐; 05/99→; +PR 1LB,2E3; + WK		83.6255-0340.3 330745	L= 340			
			➔	☐; 05/99→; +PR 1LB,2E3; + WK		83.6255-0353.3 330481	L= 350			
			➔	☐; 05/97→ 04/99; + WK		83.6255-0353.3 330481	L= 350			
			➔	am Bremssattel; 70-T-200000→; passend für Felgengröße [Zoll]: 16	2	24.5113-0170.3 331361	L= 170			
			➔	am Bremssattel; 70-T-200000→; nicht für Felgengröße [Zoll]: 16	2	24.5170-0161.3 331308	L= 161			
			➔	70-T-200000→; für Fahrzeuge ohne Schlechtwegeausführung	2	24.5201-0164.3 331414	L= 164			
			➔	→ 70-T-199999	2	24.5201-0164.3 331414	L= 164			
			➔	70-T-200000→; für Fahrzeuge mit Schlechtwegeausführung	2	24.5225-0160.3 331366 83.6204-0158.3 330773	L= 160 L= 155			
2.4 D 2.5 TDI 2.5 TDI	55 65 111	08/97→04/03 05/98→04/03 05/98→04/03	➔	☐; 05/99→; +PR 2E2,1LP,1LE,1LU; + WK		24.5237-0345.3 331367	L= 345			
			➔	→ 70-X-250000; - WK	2	24.5237-0345.3 331367	L= 345			
			➔	☐; 05/99→; +PR 2E2,1LP,1LE,1LU; + WK		83.6255-0337.3 330744	L= 335			
			➔	☐; 05/99→; +PR 1LB,2E3; + WK		83.6255-0340.3 330745	L= 340			
			➔	☐; → 04/99; + WK		83.6255-0340.3 330745	L= 340			
			➔	☐; → 04/99; + WK		83.6255-0353.3 330481	L= 350			
			➔	☐; 05/99→; +PR 1LB,2E3; + WK		83.6255-0353.3 330481	L= 350			
			➔	am Bremssattel; 70-T-200000→; passend für Felgengröße [Zoll]: 16	2	24.5113-0170.3 331361	L= 170			
			➔	am Bremssattel; 70-T-200000→; nicht für Felgengröße [Zoll]: 16	2	24.5170-0161.3 331308	L= 161			
			➔	70-T-200000→; für Fahrzeuge ohne Schlechtwegeausführung	2	24.5201-0164.3 331414	L= 164			
			➔	→ 70-T-199999	2	24.5201-0164.3 331414	L= 164			
			➔	70-T-200000→; für Fahrzeuge mit Schlechtwegeausführung	2	24.5225-0160.3 331366 83.6204-0158.3 330773	L= 160 L= 155			
			2.4 D	57	09/90→04/98	➔	→ 07/95	2	24.5237-0334.3 331443	L= 334
						➔	08/95→ 04/97	2	24.5237-0345.3 331367	L= 345
➔	05/97→; → 70-X-250000; - WK	2				24.5237-0345.3 331367	L= 345			
➔	☐; 05/97→; + WK					83.6255-0340.3 330745	L= 340			
➔	☐; 05/97→; + WK					83.6255-0353.3 330481	L= 350			
➔	☐; 05/99→; +PR 1LB,2E3; + WK					83.6255-0353.3 330481	L= 350			
➔	am Bremssattel; 70-T-200000→; passend für Felgengröße [Zoll]: 16	2				24.5113-0170.3 331361	L= 170			
➔	am Bremssattel; 70-T-200000→; nicht für Felgengröße [Zoll]: 16	2				24.5170-0161.3 331308	L= 161			
➔	70-T-200000→; für Fahrzeuge ohne Schlechtwegeausführung	2				24.5201-0164.3 331414	L= 164			
➔	→ 70-T-199999	2				24.5201-0164.3 331414	L= 164			
➔	70-T-200000→; für Fahrzeuge mit Schlechtwegeausführung	2	24.5225-0160.3 331366 83.6204-0158.3 330773	L= 160 L= 155						








	kw			 	! #			
<b>VW - TRANSPORTER T4 Bus (70B, 70C, 7DB, 7DK, 70J, 70K, 7DC, 7DJ) 09/90→06/03</b>								
<b>Bremsschlauch</b>								
2.4 D Syncro	57	10/92→09/98	←	11/92→ 07/95	2	24.5237-0334.3	331443	L= 334
			←	08/95→ 04/97	2	24.5237-0345.3	331367	L= 345
			←	05/97→; → 70-X-250000; - WK	2	24.5237-0345.3	331367	L= 345
			←	☐; 05/97→; + WK		83.6255-0340.3	330745	L= 340
			←	☐; 05/97→; + WK		83.6255-0353.3	330481	L= 350
			→	am Bremssattel; 70-T-200000→; passend für Felgengröße [Zoll]: 16	2	24.5113-0170.3	331361	L= 170
			→	am Bremssattel; 70-T-200000→; nicht für Felgengröße [Zoll]: 16	2	24.5170-0161.3	331308	L= 161
			→	11/92→; → 70-T-199999	2	24.5201-0164.3	331414	L= 164
			→	70-T-200000→; für Fahrzeuge ohne Schlechtwegeausführung	2	24.5201-0164.3	331414	L= 164
			→	70-T-200000→; für Fahrzeuge mit Schlechtwegeausführung	2	24.5225-0160.3	331366	L= 160
						83.6204-0158.3	330773	L= 155
2.5 2.5 Syncro 2.5 TDI 2.5 TDI Syncro	85 85 75 75	08/96→04/03 07/96→04/03 09/95→04/03 01/96→04/03	←	→ 04/97	2	24.5237-0345.3	331367	L= 345
			←	05/97→; → 70-X-250000; - WK	2	24.5237-0345.3	331367	L= 345
			←	☐; 05/99→; +PR 2E2,1LP,1LE,1LU; + WK		24.5237-0345.3	331367	L= 345
			←	☐; 05/99→; +PR 2E2,1LP,1LE,1LU; + WK		83.6255-0337.3	330744	L= 335
			←	☐; 05/97→ 04/99; + WK		83.6255-0340.3	330745	L= 340
			←	☐; 05/99→; +PR 1LB,2E3; + WK		83.6255-0340.3	330745	L= 340
			←	☐; 05/99→; +PR 1LB,2E3; + WK		83.6255-0353.3	330481	L= 350
			←	☐; 05/97→ 04/99; + WK		83.6255-0353.3	330481	L= 350
			→	am Bremssattel; 70-T-200000→; passend für Felgengröße [Zoll]: 16	2	24.5113-0170.3	331361	L= 170
			→	am Bremssattel; 70-T-200000→; nicht für Felgengröße [Zoll]: 16	2	24.5170-0161.3	331308	L= 161
			→	70-T-200000→; für Fahrzeuge ohne Schlechtwegeausführung	2	24.5201-0164.3	331414	L= 164
			→	→ 70-T-199999	2	24.5201-0164.3	331414	L= 164
			→	70-T-200000→; für Fahrzeuge mit Schlechtwegeausführung	2	24.5225-0160.3	331366	L= 160
2.8 VR6	150	04/00→04/03	←	→ 70-X-250000; - WK	2	24.5237-0345.3	331367	L= 345
			←	☐; +PR 2E2,1LP,1LE,1LU; + WK		24.5237-0345.3	331367	L= 345
			←	☐; +PR 2E2,1LP,1LE,1LU; + WK		83.6255-0337.3	330744	L= 335
			←	☐; +PR 1LB,2E3; + WK		83.6255-0340.3	330745	L= 340
			←	☐; +PR 1LB,2E3; + WK		83.6255-0353.3	330481	L= 350
			→	am Bremssattel; 70-T-200000→; passend für Felgengröße [Zoll]: 16	2	24.5113-0170.3	331361	L= 170
			→	am Bremssattel; 70-T-200000→; nicht für Felgengröße [Zoll]: 16	2	24.5170-0161.3	331308	L= 161
			→	70-T-200000→; für Fahrzeuge ohne Schlechtwegeausführung	2	24.5201-0164.3	331414	L= 164
			→	70-T-200000→; für Fahrzeuge mit Schlechtwegeausführung	2	24.5225-0160.3	331366	L= 160
						83.6204-0158.3	330773	L= 155
2.8 VR 6	103	11/95→04/00	←	05/96→ 04/97	2	24.5237-0345.3	331367	L= 345
			←	☐; 05/99→; +PR 2E2,1LP,1LE,1LU; + WK		24.5237-0345.3	331367	L= 345
			←	05/97→; → 70-X-250000; - WK	2	24.5237-0345.3	331367	L= 345
			←	☐; 05/99→; +PR 2E2,1LP,1LE,1LU; + WK		83.6255-0337.3	330744	L= 335
			←	☐; 05/99→; +PR 1LB,2E3; + WK		83.6255-0340.3	330745	L= 340
			←	☐; 05/97→ 04/99; + WK		83.6255-0340.3	330745	L= 340
			←	☐; 05/97→ 04/99; + WK		83.6255-0353.3	330481	L= 350
			←	☐; 05/99→; +PR 1LB,2E3; + WK		83.6255-0353.3	330481	L= 350
			→	am Bremssattel; 70-T-200000→; passend für Felgengröße [Zoll]: 16	2	24.5113-0170.3	331361	L= 170










	kw			 	! #		
<b>VW - TRANSPORTER T4 Bus (70B, 70C, 7DB, 7DK, 70J, 70K, 7DC, 7DJ) 09/90→06/03</b>							
 <b>Bremsschlauch</b>							
2.8 VR6	103	11/95→04/00	➔	am Bremssattel; 70-T-200000→; nicht für Felgenreöße [Zoll]: 16	2	24.5170-0161.3 331308	L= 161
			➔	70-T-200000→; für Fahrzeuge ohne Schlechtwegeausführung	2	24.5201-0164.3 331414	L= 164
			➔	70-T-200000→; für Fahrzeuge mit Schlechtwegeausführung	2	24.5225-0160.3 331366 83.6204-0158.3 330773	L= 160 L= 155
<b>VW - TRANSPORTER T4 Kasten (70A, 70H, 7DA, 7DH) 07/90→04/03</b>							
 <b>Bremssattel</b>							
1.9 D 1.9 D	44 45	09/90→12/95 07/90→12/95	←	 ; 70-1-000955→; +PR 1LB		11.9571-9819.2 220469	ATE Ø 57 - Halter
			←	 ; 70-1-000955→; +PR 1LB		11.9571-9820.2 220470	ATE Ø 57 - Halter
			←	 ; +PR 1LE		24.3541-1775.5 240974	TRW Ø 54 - Halter
			←	 ; +PR 1LE		24.3541-1776.5 240975	TRW Ø 54 - Halter
			➔	 ; 70-V-120001→		24.3384-1715.5 240265	TRW Ø 38 - Halter
			➔	 ; 70-V-120001→		24.3384-1716.5 240266	TRW Ø 38 - Halter
			➔	 ; 70-T-200000→ 70-V-120000		24.3384-1717.5 240267	TRW Ø 38 - Halter
			➔	 ; 70-T-200000→ 70-V-120000		24.3384-1718.5 240268	TRW Ø 38 - Halter
1.9 TD 2.0 2.4 D 2.5 2.5 TDI	50 62 57 81 75	10/92→04/03 07/90→04/03 07/90→04/98 11/90→04/03 09/95→04/03	←	 ; 05/97→; → 70-1-000954; +PR 1LB		11.9571-9811.2 220485	ATE Ø 57 - Halter
			←	 ; 05/97→; → 70-1-000954; +PR 1LB		11.9571-9812.2 220486	ATE Ø 57 - Halter
			←	 ; 70-1-000955→; +PR 1LB		11.9571-9819.2 220469	ATE Ø 57 - Halter
			←	 ; 70-1-000955→; +PR 1LB		11.9571-9820.2 220470	ATE Ø 57 - Halter
			←	 ; +PR 1LE		24.3541-1775.5 240974	TRW Ø 54 - Halter
			←	 ; +PR 1LE		24.3541-1776.5 240975	TRW Ø 54 - Halter
			←	 ; 05/96→; +PR 1LU		24.3571-1787.5 240838	ATE Ø 57 - Halter
			←	 ; 05/96→; +PR 1LU		24.3571-1788.5 240839	ATE Ø 57 - Halter
			➔	 ; 70-V-120001→		24.3384-1715.5 240265	TRW Ø 38 - Halter
			➔	 ; 70-V-120001→		24.3384-1716.5 240266	TRW Ø 38 - Halter
			➔	 ; 70-T-200000→ 70-V-120000		24.3384-1717.5 240267	TRW Ø 38 - Halter
			➔	 ; 70-T-200000→ 70-V-120000		24.3384-1718.5 240268	TRW Ø 38 - Halter
2.4 D 2.5 TDI 2.5 TDI 2.8 VR6	55 65 111 150	08/97→04/03 12/98→04/03 09/00→04/03 06/00→04/03	←	 ; → 70-1-000954; +PR 1LB		11.9571-9811.2 220485	ATE Ø 57 - Halter
			←	 ; → 70-1-000954; +PR 1LB		11.9571-9812.2 220486	ATE Ø 57 - Halter
			←	 ; 70-1-000955→; +PR 1LB		11.9571-9819.2 220469	ATE Ø 57 - Halter
			←	 ; 70-1-000955→; +PR 1LB		11.9571-9820.2 220470	ATE Ø 57 - Halter
			←	 ; +PR 1LE		24.3541-1775.5 240974	TRW Ø 54 - Halter
			←	 ; +PR 1LE		24.3541-1776.5 240975	TRW Ø 54 - Halter
			←	 ; +PR 1LU		24.3571-1787.5 240838	ATE Ø 57 - Halter
			←	 ; +PR 1LU		24.3571-1788.5 240839	ATE Ø 57 - Halter
			➔	 ; 70-V-120001→		24.3384-1715.5 240265	TRW Ø 38 - Halter
			➔	 ; 70-V-120001→		24.3384-1716.5 240266	TRW Ø 38 - Halter
			➔	 ; 70-T-200000→ 70-V-120000		24.3384-1717.5 240267	TRW Ø 38 - Halter
			➔	 ; 70-T-200000→ 70-V-120000		24.3384-1718.5 240268	TRW Ø 38 - Halter
2.4 D Syncro 2.5 Syncro	57 81	10/92→09/98 10/92→04/03	←	 ; 07/95→; +PR 1LB		11.9571-9819.2 220469	ATE Ø 57 - Halter
			←	 ; 07/95→; +PR 1LB		11.9571-9820.2 220470	ATE Ø 57 - Halter
			←	 ; 11/92→; +PR 1LE		24.3541-1775.5 240974	TRW Ø 54 - Halter
			←	 ; 11/92→; +PR 1LE		24.3541-1776.5 240975	TRW Ø 54 - Halter
			←	 ; 07/95→; +PR 1LU		24.3571-1787.5 240838	ATE Ø 57 - Halter
			←	 ; 07/95→; +PR 1LU		24.3571-1788.5 240839	ATE Ø 57 - Halter
			➔	 ; 05/96→		24.3384-1715.5 240265	TRW Ø 38 - Halter
			➔	 ; 05/96→		24.3384-1716.5 240266	TRW Ø 38 - Halter
2.5 2.8 VR6	85 103	08/96→04/03 05/96→05/00	←	 ; 05/97→; → 70-1-000954; +PR 1LB		11.9571-9811.2 220485	ATE Ø 57 - Halter
			←	 ; 05/97→; → 70-1-000954; +PR 1LB		11.9571-9812.2 220486	ATE Ø 57 - Halter
			←	 ; 70-1-000955→; +PR 1LB		11.9571-9819.2 220469	ATE Ø 57 - Halter
			←	 ; 70-1-000955→; +PR 1LB		11.9571-9820.2 220470	ATE Ø 57 - Halter
↓							

	kw					! #		
<b>VW - TRANSPORTER T4 Kasten (70A, 70H, 7DA, 7DH) 07/90→04/03</b>								
<b>Bremssattel</b>								
2.5 2.8 VR6	85 103	08/96→04/03 05/96→05/00	←	☐; +PR 1LE		24.3541-1775.5	240974	TRW Ø 54 - Halter
			←	☐; +PR 1LE		24.3541-1776.5	240975	TRW Ø 54 - Halter
			←	☐; +PR 1LU		24.3571-1787.5	240838	ATE Ø 57 - Halter
			←	☐; +PR 1LU		24.3571-1788.5	240839	ATE Ø 57 - Halter
			→	☐; 70-V-120001→		24.3384-1715.5	240265	TRW Ø 38 - Halter
			→	☐; 70-V-120001→		24.3384-1716.5	240266	TRW Ø 38 - Halter
			→	☐; 70-T-200000→ 70-V-120000		24.3384-1717.5	240267	TRW Ø 38 - Halter
			→	☐; 70-T-200000→ 70-V-120000		24.3384-1718.5	240268	TRW Ø 38 - Halter
2.5 Syncro	85	08/96→04/03	←	☐; +PR 1LB		11.9571-9819.2	220469	ATE Ø 57 - Halter
			←	☐; +PR 1LB		11.9571-9820.2	220470	ATE Ø 57 - Halter
			←	☐; +PR 1LE		24.3541-1775.5	240974	TRW Ø 54 - Halter
			←	☐; +PR 1LE		24.3541-1776.5	240975	TRW Ø 54 - Halter
			←	☐; +PR 1LU		24.3571-1787.5	240838	ATE Ø 57 - Halter
			←	☐; +PR 1LU		24.3571-1788.5	240839	ATE Ø 57 - Halter
			→	☐		24.3384-1715.5	240265	TRW Ø 38 - Halter
			→	☐		24.3384-1716.5	240266	TRW Ø 38 - Halter
2.5 TDI Syncro	75	09/95→04/03	←	☐; +PR 1LB		11.9571-9819.2	220469	ATE Ø 57 - Halter
			←	☐; +PR 1LB		11.9571-9820.2	220470	ATE Ø 57 - Halter
			←	☐; +PR 1LE		24.3541-1775.5	240974	TRW Ø 54 - Halter
			←	☐; +PR 1LE		24.3541-1776.5	240975	TRW Ø 54 - Halter
			←	☐; +PR 1LU		24.3571-1787.5	240838	ATE Ø 57 - Halter
			←	☐; +PR 1LU		24.3571-1788.5	240839	ATE Ø 57 - Halter
			→	☐; 05/96→		24.3384-1715.5	240265	TRW Ø 38 - Halter
			→	☐; 05/96→		24.3384-1716.5	240266	TRW Ø 38 - Halter
<b>Feder, Bremssattel</b>								
1.9 D	44	09/90→12/95		70-1-000955→; +PR 1LB	2	11.8116-0272.1	390598	ATE
1.9 D	45	07/90→12/95						
1.9 TD	50	10/92→04/03		70-1-000955→; +PR 1LB	2	11.8116-0272.1	390598	ATE
2.0	62	07/90→04/03	←	05/96→; +PR 1LU	2	11.8116-0237.1	390509	ATE
2.4 D	57	07/90→04/98						
2.5	81	11/90→04/03						
2.5 TDI	75	09/95→04/03						
2.4 D	55	08/97→04/03		70-1-000955→; +PR 1LB	2	11.8116-0272.1	390598	ATE
2.5	85	08/96→04/03	←	+PR 1LU	2	11.8116-0237.1	390509	ATE
2.5 TDI	65	12/98→04/03						
2.5 TDI	111	09/00→04/03						
2.8 VR6	103	05/96→05/00						
2.8 VR6	150	06/00→04/03						
2.4 D Syncro	57	10/92→09/98		07/95→; +PR 1LB	2	11.8116-0272.1	390598	ATE
2.5 Syncro	81	10/92→04/03	←	07/95→; +PR 1LU	2	11.8116-0237.1	390509	ATE
2.5 Syncro	85	08/96→04/03		+PR 1LB	2	11.8116-0272.1	390598	ATE
2.5 TDI Syncro	75	09/95→04/03	←	+PR 1LU	2	11.8116-0237.1	390509	ATE
<b>Führungshülzensatz, Bremssattel</b>								
1.9 D	44	09/90→12/95	←	+PR 1LA;1LP		11.0101-5403.2	260010	TRW
1.9 D	45	07/90→12/95	←	70-1-000955→; +PR 1LB		11.0101-5705.2	260096	ATE
1.9 TD	50	10/92→04/03	←	+PR 1LA;1LP		11.0101-5403.2	260010	TRW
2.0	62	07/90→04/03	←					
2.4 D	57	07/90→04/98	←	05/96→; +PR 1LU		11.0101-5409.2	260035	ATE
2.5	81	11/90→04/03	←	05/97→; → 70-1-000954; +PR 1LB		11.0101-5704.2	260095	ATE
2.5 TDI	75	09/95→04/03	←	70-1-000955→; +PR 1LB		11.0101-5705.2	260096	ATE
2.4 D	55	08/97→04/03	←	+PR 1LA;1LP		11.0101-5403.2	260010	TRW
2.5 TDI	65	12/98→04/03	←	+PR 1LU		11.0101-5409.2	260035	ATE
2.5 TDI	111	09/00→04/03	←					
2.8 VR6	150	06/00→04/03	←	→ 70-1-000954; +PR 1LB		11.0101-5704.2	260095	ATE
			←	70-1-000955→; +PR 1LB		11.0101-5705.2	260096	ATE
2.4 D Syncro	57	10/92→09/98	←	11/92→; +PR 1LA;1LP		11.0101-5403.2	260010	TRW
2.5 Syncro	81	10/92→04/03	←	07/95→; +PR 1LU		11.0101-5409.2	260035	ATE
			←	07/95→; +PR 1LB		11.0101-5705.2	260096	ATE
↓								




























	kW			 	! #		
<b>VW - TRANSPORTER T4 Kasten (70A, 70H, 7DA, 7DH) 07/90→04/03</b>							
<b>Führungshülzensatz, Bremssattel</b>							
2.5 2.8 VR6	85 103	08/96→04/03 05/96→05/00	←	+PR 1LA;1LP		11.0101-5403.2 260010	TRW
			←	+PR 1LU		11.0101-5409.2 260035	ATE
			←	05/97→; → 70-1-000954; +PR 1LB		11.0101-5704.2 260095	ATE
			←	70-1-000955→; +PR 1LB		11.0101-5705.2 260096	ATE
2.5 Syncro 2.5 TDI Syncro	85 75	08/96→04/03 09/95→04/03	←	+PR 1LA;1LP		11.0101-5403.2 260010	TRW
			←	+PR 1LU		11.0101-5409.2 260035	ATE
			←	+PR 1LB		11.0101-5705.2 260096	ATE
<b>Führungsbolzen, Bremssattel</b>							
1.9 D 1.9 D	44 45	09/90→12/95 07/90→12/95		70-1-000955→; +PR 1LB		11.8171-0067.1 250153	ATE
1.9 TD 2.0	50 62	10/92→04/03 07/90→04/03		70-1-000955→; +PR 1LB		11.8171-0067.1 250153	ATE
2.4 D 2.5	57 81	07/90→04/98 11/90→04/03	←	05/97→; → 70-1-000954; +PR 1LB		11.8171-0008.1 990049	ATE
2.5 TDI	75	09/95→04/03	←	05/96→; +PR 1LU		11.8171-0008.1 990049	ATE
2.4 D 2.5 TDI 2.5 TDI 2.8 VR6	55 65 111 150	08/97→04/03 12/98→04/03 09/00→04/03 06/00→04/03		70-1-000955→; +PR 1LB		11.8171-0067.1 250153	ATE
			←	→ 70-1-000954; +PR 1LB		11.8171-0008.1 990049	ATE
			←	+PR 1LU		11.8171-0008.1 990049	ATE
2.4 D Syncro 2.5 Syncro	57 81	10/92→09/98 10/92→04/03		07/95→; +PR 1LB		11.8171-0067.1 250153	ATE
			←	07/95→; +PR 1LU		11.8171-0008.1 990049	ATE
2.5 2.8 VR6	85 103	08/96→04/03 05/96→05/00		70-1-000955→; +PR 1LB		11.8171-0067.1 250153	ATE
			←	05/97→; → 70-1-000954; +PR 1LB		11.8171-0008.1 990049	ATE
			←	+PR 1LU		11.8171-0008.1 990049	ATE
2.5 Syncro 2.5 TDI Syncro	85 75	08/96→04/03 09/95→04/03		+PR 1LB		11.8171-0067.1 250153	ATE
			←	+PR 1LU		11.8171-0008.1 990049	ATE
<b>Dichtungssatz, Bremssattel</b>							
1.9 TD 2.0	50 62	10/92→04/03 07/90→04/03	←	05/97→; → 70-1-000954; +PR 1LB		11.0441-5704.2 250034	ATE
2.4 D 2.5	57 81	07/90→04/98 11/90→04/03	←	05/96→; +PR 1LU		11.0441-5704.2 250034	ATE
2.5 TDI	75	09/95→04/03					
2.4 D 2.5 TDI 2.5 TDI 2.8 VR6	55 65 111 150	08/97→04/03 12/98→04/03 09/00→04/03 06/00→04/03	←	→ 70-1-000954; +PR 1LB		11.0441-5704.2 250034	ATE
			←	+PR 1LU		11.0441-5704.2 250034	ATE
2.4 D Syncro 2.5 Syncro	57 81	10/92→09/98 10/92→04/03	←	07/95→; +PR 1LU		11.0441-5704.2 250034	ATE
2.5 2.8 VR6	85 103	08/96→04/03 05/96→05/00	←	05/97→; → 70-1-000954; +PR 1LB		11.0441-5704.2 250034	ATE
			←	+PR 1LU		11.0441-5704.2 250034	ATE
2.5 Syncro 2.5 TDI Syncro	85 75	08/96→04/03 09/95→04/03	←	+PR 1LU		11.0441-5704.2 250034	ATE
<b>Zubehörsatz, Bremssattel</b>							
1.9 D 1.9 D 1.9 TD 2.0 2.4 D 2.4 D 2.5 2.5 2.5 Syncro 2.5 TDI 2.5 TDI 2.5 TDI 2.5 TDI Syncro 2.8 VR6 2.8 VR6	44 45 50 62 55 57 81 85 85 85 65 75 111 75 103 150	09/90→12/95 07/90→12/95 10/92→04/03 07/90→04/03 08/97→04/03 07/90→04/98 11/90→04/03 08/96→04/03 08/96→04/03 12/98→04/03 09/95→04/03 09/00→04/03 09/95→04/03 05/96→05/00 06/00→04/03	←	+PR 1LA;1LP		24.0101-3401.2 260043	TRW
2.4 D Syncro 2.5 Syncro	57 81	10/92→09/98 10/92→04/03	←	11/92→; +PR 1LA;1LP		24.0101-3401.2 260043	TRW
<b>Bremsschlauch</b>							
1.9 D 1.9 D	44 45	09/90→12/95 07/90→12/95	←	→ 07/95	2	24.5237-0334.3 331443	L= 334
			←	08/95→	2	24.5237-0345.3 331367	L= 345
			→	am Bremssattel; 70-T-200000→; passend für Felgenreöße [Zoll]: 16	2	24.5113-0170.3 331361	L= 170
			→	am Bremssattel; 70-T-200000→; nicht für Felgenreöße [Zoll]: 16	2	24.5170-0161.3 331308	L= 161
↓							



	kW			 	! #		
<b>VW - TRANSPORTER T4 Kasten (70A, 70H, 7DA, 7DH) 07/90→04/03</b>							
<b>Bremsschlauch</b>							
1.9 D	44	09/90→12/95	➔	→ 70-T-199999	2	24.5201-0164.3 331414	L= 164
1.9 D	45	07/90→12/95	➔	70-T-200000→; für Fahrzeuge ohne Schlechtwegeausführung	2	24.5201-0164.3 331414	L= 164
			➔	70-T-200000→; für Fahrzeuge mit Schlechtwegeausführung	2	24.5225-0160.3 331366 83.6204-0158.3 330773	L= 160 L= 155
1.9 TD	50	10/92→04/03	➔	→ 07/95	2	24.5237-0334.3 331443	L= 334
2.0	62	07/90→04/03	➔	☐; 05/99→; +PR 2E2,1LP,1LE,1LU; + WK		24.5237-0345.3 331367	L= 345
2.5	81	11/90→04/03	➔	08/95→ 04/97	2	24.5237-0345.3 331367	L= 345
			➔	05/97→; → 70-X-250000; - WK	2	24.5237-0345.3 331367	L= 345
			➔	☐; 05/99→; +PR 2E2,1LP,1LE,1LU; + WK		83.6255-0337.3 330744	L= 335
			➔	☐; 05/97→ 04/99; + WK		83.6255-0340.3 330745	L= 340
			➔	☐; 05/99→; +PR 1LB,2E3; + WK		83.6255-0340.3 330745	L= 340
			➔	☐; 05/99→; +PR 1LB,2E3; + WK		83.6255-0353.3 330481	L= 350
			➔	☐; 05/97→ 04/99; + WK		83.6255-0353.3 330481	L= 350
			➔	am Bremssattel; 70-T-200000→; passend für Felgengröße [Zoll]: 16	2	24.5113-0170.3 331361	L= 170
			➔	am Bremssattel; 70-T-200000→; nicht für Felgengröße [Zoll]: 16	2	24.5170-0161.3 331308	L= 161
			➔	70-T-200000→; für Fahrzeuge ohne Schlechtwegeausführung	2	24.5201-0164.3 331414	L= 164
			➔	→ 70-T-199999	2	24.5201-0164.3 331414	L= 164
			➔	70-T-200000→; für Fahrzeuge mit Schlechtwegeausführung	2	24.5225-0160.3 331366 83.6204-0158.3 330773	L= 160 L= 155
2.4 D	55	08/97→04/03	➔	☐; 05/99→; +PR 2E2,1LP,1LE,1LU; + WK		24.5237-0345.3 331367	L= 345
2.5 TDI	65	12/98→04/03	➔	→ 70-X-250000; - WK	2	24.5237-0345.3 331367	L= 345
			➔	☐; 05/99→; +PR 2E2,1LP,1LE,1LU; + WK		83.6255-0337.3 330744	L= 335
			➔	☐; 05/99→; +PR 1LB,2E3; + WK		83.6255-0340.3 330745	L= 340
			➔	☐; → 04/99; + WK		83.6255-0340.3 330745	L= 340
			➔	☐; → 04/99; + WK		83.6255-0353.3 330481	L= 350
			➔	☐; 05/99→; +PR 1LB,2E3; + WK		83.6255-0353.3 330481	L= 350
			➔	am Bremssattel; 70-T-200000→; passend für Felgengröße [Zoll]: 16	2	24.5113-0170.3 331361	L= 170
			➔	am Bremssattel; 70-T-200000→; nicht für Felgengröße [Zoll]: 16	2	24.5170-0161.3 331308	L= 161
			➔	70-T-200000→; für Fahrzeuge ohne Schlechtwegeausführung	2	24.5201-0164.3 331414	L= 164
			➔	→ 70-T-199999	2	24.5201-0164.3 331414	L= 164
			➔	70-T-200000→; für Fahrzeuge mit Schlechtwegeausführung	2	24.5225-0160.3 331366 83.6204-0158.3 330773	L= 160 L= 155
2.4 D	57	07/90→04/98	➔	→ 07/95	2	24.5237-0334.3 331443	L= 334
			➔	08/95→ 04/97	2	24.5237-0345.3 331367	L= 345
			➔	05/97→; → 70-X-250000; - WK	2	24.5237-0345.3 331367	L= 345
			➔	☐; 05/97→; + WK		83.6255-0340.3 330745	L= 340
			➔	☐; 05/97→; + WK		83.6255-0353.3 330481	L= 350
			➔	am Bremssattel; 70-T-200000→; passend für Felgengröße [Zoll]: 16	2	24.5113-0170.3 331361	L= 170
			➔	am Bremssattel; 70-T-200000→; nicht für Felgengröße [Zoll]: 16	2	24.5170-0161.3 331308	L= 161
			➔	70-T-200000→; für Fahrzeuge ohne Schlechtwegeausführung	2	24.5201-0164.3 331414	L= 164
			➔	→ 70-T-199999	2	24.5201-0164.3 331414	L= 164
			➔	70-T-200000→; für Fahrzeuge mit Schlechtwegeausführung	2	24.5225-0160.3 331366 83.6204-0158.3 330773	L= 160 L= 155
2.4 D Syncro	57	10/92→09/98	➔	11/92→ 07/95	2	24.5237-0334.3 331443	L= 334
↓							



	kw					! #		
<b>VW - TRANSPORTER T4 Kasten (70A, 70H, 7DA, 7DH) 07/90→04/03</b>								
<b>Bremsschlauch</b>								
2.4 D Syncro	57	10/92→09/98	←	08/95→ 04/97	2	24.5237-0345.3	331367	L= 345
			←	05/97→; → 70-X-250000; - WK	2	24.5237-0345.3	331367	L= 345
			←	 ; 05/97→; + WK		83.6255-0340.3	330745	L= 340
			←	 ; 05/97→; + WK		83.6255-0353.3	330481	L= 350
			→	am Bremssattel; 70-T-200000→; passend für Felgengröße [Zoll]: 16	2	24.5113-0170.3	331361	L= 170
			→	am Bremssattel; 70-T-200000→; nicht für Felgengröße [Zoll]: 16	2	24.5170-0161.3	331308	L= 161
			→	11/92→; → 70-T-199999	2	24.5201-0164.3	331414	L= 164
			→	70-T-200000→; für Fahrzeuge ohne Schlechtwegeausführung	2	24.5201-0164.3	331414	L= 164
			→	70-T-200000→; für Fahrzeuge mit Schlechtwegeausführung	2	24.5225-0160.3	331366	L= 160
						83.6204-0158.3	330773	L= 155
2.5 2.5 Syncro 2.5 TDI 2.5 TDI Syncro	85 85 75 75	08/96→04/03 08/96→04/03 09/95→04/03 09/95→04/03	←	→ 04/97	2	24.5237-0345.3	331367	L= 345
			←	05/97→; → 70-X-250000; - WK	2	24.5237-0345.3	331367	L= 345
			←	 ; 05/99→; +PR 2E2,1LP,1LE,1LU; + WK		24.5237-0345.3	331367	L= 345
			←	 ; 05/99→; +PR 2E2,1LP,1LE,1LU; + WK		83.6255-0337.3	330744	L= 335
			←	 ; 05/97→ 04/99; + WK		83.6255-0340.3	330745	L= 340
			←	 ; 05/99→; +PR 1LB,2E3; + WK		83.6255-0340.3	330745	L= 340
			←	 ; 05/99→; +PR 1LB,2E3; + WK		83.6255-0353.3	330481	L= 350
			←	 ; 05/97→ 04/99; + WK		83.6255-0353.3	330481	L= 350
			→	am Bremssattel; 70-T-200000→; passend für Felgengröße [Zoll]: 16	2	24.5113-0170.3	331361	L= 170
			→	am Bremssattel; 70-T-200000→; nicht für Felgengröße [Zoll]: 16	2	24.5170-0161.3	331308	L= 161
			→	70-T-200000→; für Fahrzeuge ohne Schlechtwegeausführung	2	24.5201-0164.3	331414	L= 164
			→	→ 70-T-199999	2	24.5201-0164.3	331414	L= 164
			→	70-T-200000→; für Fahrzeuge mit Schlechtwegeausführung	2	24.5225-0160.3	331366	L= 160
						83.6204-0158.3	330773	L= 155
2.5 Syncro	81	10/92→04/03	←	11/92→ 07/95	2	24.5237-0334.3	331443	L= 334
			←	05/97→; → 70-X-250000; - WK	2	24.5237-0345.3	331367	L= 345
			←	08/95→ 04/97	2	24.5237-0345.3	331367	L= 345
			←	 ; 05/99→; +PR 2E2,1LP,1LE,1LU; + WK		24.5237-0345.3	331367	L= 345
			←	 ; 05/99→; +PR 2E2,1LP,1LE,1LU; + WK		83.6255-0337.3	330744	L= 335
			←	 ; 05/97→ 04/99; + WK		83.6255-0340.3	330745	L= 340
			←	 ; 05/99→; +PR 1LB,2E3; + WK		83.6255-0340.3	330745	L= 340
			←	 ; 05/99→; +PR 1LB,2E3; + WK		83.6255-0353.3	330481	L= 350
			←	 ; 05/97→ 04/99; + WK		83.6255-0353.3	330481	L= 350
			→	am Bremssattel; 70-T-200000→; passend für Felgengröße [Zoll]: 16	2	24.5113-0170.3	331361	L= 170
			→	am Bremssattel; 70-T-200000→; nicht für Felgengröße [Zoll]: 16	2	24.5170-0161.3	331308	L= 161
			→	70-T-200000→; für Fahrzeuge ohne Schlechtwegeausführung	2	24.5201-0164.3	331414	L= 164
			→	11/92→; → 70-T-199999	2	24.5201-0164.3	331414	L= 164
→	70-T-200000→; für Fahrzeuge mit Schlechtwegeausführung	2	24.5225-0160.3	331366	L= 160			
						83.6204-0158.3	330773	L= 155
2.5 TDI	111	09/00→04/03	←	→ 70-X-250000; - WK	2	24.5237-0345.3	331367	L= 345
			←	 ; +PR 2E2,1LP,1LE,1LU; + WK		24.5237-0345.3	331367	L= 345
			←	 ; +PR 2E2,1LP,1LE,1LU; + WK		83.6255-0337.3	330744	L= 335
			←	 ; +PR 1LB,2E3; + WK		83.6255-0340.3	330745	L= 340
			←	 ; +PR 1LB,2E3; + WK		83.6255-0353.3	330481	L= 350
			→	am Bremssattel; 70-T-200000→; passend für Felgengröße [Zoll]: 16	2	24.5113-0170.3	331361	L= 170




**VW - TRANSPORTER T4 Kasten (70A, 70H, 7DA, 7DH) 07/90→04/03**








 **Bremsschlauch**








2.5 TDI	111	09/00→04/03	➔ am Bremssattel; 70-T-200000→; nicht für Felgenreöße [Zoll]: 16	2	24.5170-0161.3	331308	L= 161			
			➔ 70-T-200000→; für Fahrzeuge ohne Schlechtwegeausführung	2	24.5201-0164.3	331414	L= 164			
			➔ → 70-T-199999	2	24.5201-0164.3	331414	L= 164			
			➔ 70-T-200000→; für Fahrzeuge mit Schlechtwegeausführung	2	24.5225-0160.3	331366	L= 160			
					83.6204-0158.3	330773	L= 155			
2.8 VR6	103	05/96→05/00	➔ 05/97→; → 70-X-250000; - WK	2	24.5237-0345.3	331367	L= 345			
			➔ → 04/97	2	24.5237-0345.3	331367	L= 345			
			➔ ☐; 05/99→; +PR 2E2,1LP,1LE,1LU; + WK		24.5237-0345.3	331367	L= 345			
			➔ ☐; 05/99→; +PR 2E2,1LP,1LE,1LU; + WK		83.6255-0337.3	330744	L= 335			
			➔ ☐; 05/99→; +PR 1LB,2E3; + WK		83.6255-0340.3	330745	L= 340			
			➔ ☐; 05/97→ 04/99; + WK		83.6255-0340.3	330745	L= 340			
			➔ ☐; 05/99→; +PR 1LB,2E3; + WK		83.6255-0353.3	330481	L= 350			
			➔ ☐; 05/97→ 04/99; + WK		83.6255-0353.3	330481	L= 350			
			➔ am Bremssattel; 70-T-200000→; passend für Felgenreöße [Zoll]: 16	2	24.5113-0170.3	331361	L= 170			
			➔ am Bremssattel; 70-T-200000→; nicht für Felgenreöße [Zoll]: 16	2	24.5170-0161.3	331308	L= 161			
			➔ 70-T-200000→; für Fahrzeuge ohne Schlechtwegeausführung	2	24.5201-0164.3	331414	L= 164			
								24.5225-0160.3	331366	L= 160
					83.6204-0158.3	330773	L= 155			
2.8 VR6	150	06/00→04/03	➔ → 70-X-250000; - WK	2	24.5237-0345.3	331367	L= 345			
			➔ ☐; +PR 2E2,1LP,1LE,1LU; + WK		24.5237-0345.3	331367	L= 345			
			➔ ☐; +PR 2E2,1LP,1LE,1LU; + WK		83.6255-0337.3	330744	L= 335			
			➔ ☐; +PR 1LB,2E3; + WK		83.6255-0340.3	330745	L= 340			
			➔ ☐; +PR 1LB,2E3; + WK		83.6255-0353.3	330481	L= 350			
			➔ am Bremssattel; 70-T-200000→; passend für Felgenreöße [Zoll]: 16	2	24.5113-0170.3	331361	L= 170			
			➔ am Bremssattel; 70-T-200000→; nicht für Felgenreöße [Zoll]: 16	2	24.5170-0161.3	331308	L= 161			
			➔ 70-T-200000→; für Fahrzeuge ohne Schlechtwegeausführung	2	24.5201-0164.3	331414	L= 164			
								24.5225-0160.3	331366	L= 160
								83.6204-0158.3	330773	L= 155









**VW - TRANSPORTER T4 Pritsche/Fahrgestell (70E, 70L, 70M, 7DE, 7DL 07/90→04/03**

 **Bremssattel**

1.9 D 1.9 D	44 45	09/90→12/95 07/90→12/95	➔ ☐; 70-1-000955→; +PR 1LB		11.9571-9819.2	220469	ATE Ø 57 - Halter
			➔ ☐; 70-1-000955→; +PR 1LB		11.9571-9820.2	220470	ATE Ø 57 - Halter
			➔ ☐; +PR 1LE		24.3541-1775.5	240974	TRW Ø 54 - Halter
			➔ ☐; +PR 1LE		24.3541-1776.5	240975	TRW Ø 54 - Halter
			➔ ☐; 70-V-120001→		24.3384-1715.5	240265	TRW Ø 38 - Halter
			➔ ☐; 70-V-120001→		24.3384-1716.5	240266	TRW Ø 38 - Halter
			➔ ☐; 70-T-200000→ 70-V-120000		24.3384-1717.5	240267	TRW Ø 38 - Halter
			➔ ☐; 70-T-200000→ 70-V-120000		24.3384-1718.5	240268	TRW Ø 38 - Halter
1.9 TD 2.0 2.4 D 2.5 2.5 TDI	50 62 57 81 75	10/92→04/03 07/90→04/03 09/90→04/98 11/90→04/03 09/95→04/03	➔ ☐; 05/97→; → 70-1-000954; +PR 1LB		11.9571-9811.2	220485	ATE Ø 57 - Halter
			➔ ☐; 05/97→; → 70-1-000954; +PR 1LB		11.9571-9812.2	220486	ATE Ø 57 - Halter
			➔ ☐; 70-1-000955→; +PR 1LB		11.9571-9819.2	220469	ATE Ø 57 - Halter
			➔ ☐; 70-1-000955→; +PR 1LB		11.9571-9820.2	220470	ATE Ø 57 - Halter
			➔ ☐; +PR 1LE		24.3541-1775.5	240974	TRW Ø 54 - Halter
			➔ ☐; +PR 1LE		24.3541-1776.5	240975	TRW Ø 54 - Halter
			➔ ☐; 05/96→; +PR 1LU		24.3571-1787.5	240838	ATE Ø 57 - Halter
			➔ ☐; 05/96→; +PR 1LU		24.3571-1788.5	240839	ATE Ø 57 - Halter








	kw			 	! #			
<b>VW - TRANSPORTER T4 Pritsche/Fahrgestell (70E, 70L, 70M, 7DE, 7DL 07/90→04/03</b>								
<b>Bremssattel</b>								
1.9 TD	50	10/92→04/03	➡	☐; 70-V-120001→		24.3384-1715.5	240265	TRW Ø 38 - Halter
2.0	62	07/90→04/03	➡	☐; 70-V-120001→		24.3384-1716.5	240266	TRW Ø 38 - Halter
2.4 D	57	09/90→04/98	➡	☐; 70-T-200000→ 70-V-120000		24.3384-1717.5	240267	TRW Ø 38 - Halter
2.5	81	11/90→04/03	➡	☐; 70-T-200000→ 70-V-120000		24.3384-1718.5	240268	TRW Ø 38 - Halter
2.5 TDI	75	09/95→04/03	➡	☐; 70-T-200000→ 70-V-120000		24.3384-1715.5	240265	TRW Ø 38 - Halter
2.4 D 2.5 TDI	55 65	08/97→04/03 05/98→04/03	←	☐; → 70-1-000954; +PR 1LB		11.9571-9811.2	220485	ATE Ø 57 - Halter
			←	☐; → 70-1-000954; +PR 1LB		11.9571-9812.2	220486	ATE Ø 57 - Halter
			←	☐; 70-1-000955→; +PR 1LB		11.9571-9819.2	220469	ATE Ø 57 - Halter
			←	☐; 70-1-000955→; +PR 1LB		11.9571-9820.2	220470	ATE Ø 57 - Halter
			←	☐; +PR 1LE		24.3541-1775.5	240974	TRW Ø 54 - Halter
			←	☐; +PR 1LE		24.3541-1776.5	240975	TRW Ø 54 - Halter
			←	☐; +PR 1LU		24.3571-1787.5	240838	ATE Ø 57 - Halter
			←	☐; +PR 1LU		24.3571-1788.5	240839	ATE Ø 57 - Halter
			➡	☐; 70-V-120001→		24.3384-1715.5	240265	TRW Ø 38 - Halter
			➡	☐; 70-V-120001→		24.3384-1716.5	240266	TRW Ø 38 - Halter
			➡	☐; 70-T-200000→ 70-V-120000		24.3384-1717.5	240267	TRW Ø 38 - Halter
			➡	☐; 70-T-200000→ 70-V-120000		24.3384-1718.5	240268	TRW Ø 38 - Halter
2.4 D Syncro 2.5 Syncro	57 81	10/92→09/98 10/92→04/03	←	☐; 07/95→; +PR 1LB		11.9571-9819.2	220469	ATE Ø 57 - Halter
			←	☐; 07/95→; +PR 1LB		11.9571-9820.2	220470	ATE Ø 57 - Halter
			←	☐; 11/92→; +PR 1LE		24.3541-1775.5	240974	TRW Ø 54 - Halter
			←	☐; 11/92→; +PR 1LE		24.3541-1776.5	240975	TRW Ø 54 - Halter
			←	☐; 07/95→; +PR 1LU		24.3571-1787.5	240838	ATE Ø 57 - Halter
			←	☐; 07/95→; +PR 1LU		24.3571-1788.5	240839	ATE Ø 57 - Halter
			➡	☐; 05/96→		24.3384-1715.5	240265	TRW Ø 38 - Halter
			➡	☐; 05/96→		24.3384-1716.5	240266	TRW Ø 38 - Halter
2.5	85	08/96→04/03	←	☐; 05/97→; → 70-1-000954; +PR 1LB		11.9571-9811.2	220485	ATE Ø 57 - Halter
			←	☐; 05/97→; → 70-1-000954; +PR 1LB		11.9571-9812.2	220486	ATE Ø 57 - Halter
			←	☐; 70-1-000955→; +PR 1LB		11.9571-9819.2	220469	ATE Ø 57 - Halter
			←	☐; 70-1-000955→; +PR 1LB		11.9571-9820.2	220470	ATE Ø 57 - Halter
			←	☐; +PR 1LE		24.3541-1775.5	240974	TRW Ø 54 - Halter
			←	☐; +PR 1LE		24.3541-1776.5	240975	TRW Ø 54 - Halter
			←	☐; +PR 1LU		24.3571-1787.5	240838	ATE Ø 57 - Halter
			←	☐; +PR 1LU		24.3571-1788.5	240839	ATE Ø 57 - Halter
			➡	☐; 70-V-120001→		24.3384-1715.5	240265	TRW Ø 38 - Halter
			➡	☐; 70-V-120001→		24.3384-1716.5	240266	TRW Ø 38 - Halter
			➡	☐; 70-T-200000→ 70-V-120000		24.3384-1717.5	240267	TRW Ø 38 - Halter
			➡	☐; 70-T-200000→ 70-V-120000		24.3384-1718.5	240268	TRW Ø 38 - Halter
2.5 Syncro 2.5 TDI Syncro	85 75	08/96→04/03 05/98→04/03	←	☐; +PR 1LB		11.9571-9819.2	220469	ATE Ø 57 - Halter
			←	☐; +PR 1LB		11.9571-9820.2	220470	ATE Ø 57 - Halter
			←	☐; +PR 1LE		24.3541-1775.5	240974	TRW Ø 54 - Halter
			←	☐; +PR 1LE		24.3541-1776.5	240975	TRW Ø 54 - Halter
			←	☐; +PR 1LU		24.3571-1787.5	240838	ATE Ø 57 - Halter
			←	☐; +PR 1LU		24.3571-1788.5	240839	ATE Ø 57 - Halter
			➡	☐		24.3384-1715.5	240265	TRW Ø 38 - Halter
			➡	☐		24.3384-1716.5	240266	TRW Ø 38 - Halter
<b>Feder, Bremssattel</b>								
1.9 D	44	09/90→12/95		70-1-000955→; +PR 1LB	2	11.8116-0272.1	390598	ATE
1.9 D	45	07/90→12/95						
1.9 TD	50	10/92→04/03		70-1-000955→; +PR 1LB	2	11.8116-0272.1	390598	ATE
2.0	62	07/90→04/03	←	05/96→; +PR 1LU	2	11.8116-0237.1	390509	ATE
2.4 D	57	09/90→04/98						
2.5	81	11/90→04/03						
2.5 TDI	75	09/95→04/03						
2.4 D	55	08/97→04/03		70-1-000955→; +PR 1LB	2	11.8116-0272.1	390598	ATE
2.5	85	08/96→04/03						
2.5 TDI	65	05/98→04/03	←	+PR 1LU	2	11.8116-0237.1	390509	ATE
2.4 D Syncro	57	10/92→09/98		07/95→; +PR 1LB	2	11.8116-0272.1	390598	ATE
↓								

	kw					! #		
<b>VW - TRANSPORTER T4 Pritsche/Fahrgestell (70E, 70L, 70M, 7DE, 7DL 07/90→04/03)</b>								
<b>Feder, Bremssattel</b>								
2.5 Syncro	81	10/92→04/03	←	07/95→; +PR 1LU		2	11.8116-0237.1 390509	ATE
2.5 Syncro	85	08/96→04/03		+PR 1LB		2	11.8116-0272.1 390598	ATE
2.5 TDI Syncro	75	05/98→04/03	←	+PR 1LU		2	11.8116-0237.1 390509	ATE
<b>Führungshülzensatz, Bremssattel</b>								
1.9 D	44	09/90→12/95	←	+PR 1LA;1LP			11.0101-5403.2 260010	TRW
1.9 D	45	07/90→12/95	←	70-1-000955→; +PR 1LB			11.0101-5705.2 260096	ATE
1.9 TD	50	10/92→04/03	←	+PR 1LA;1LP			11.0101-5403.2 260010	TRW
2.0	62	07/90→04/03	←	05/96→; +PR 1LU			11.0101-5409.2 260035	ATE
2.4 D	57	09/90→04/98	←	05/97→; → 70-1-000954; +PR 1LB			11.0101-5704.2 260095	ATE
2.5	81	11/90→04/03	←	70-1-000955→; +PR 1LB			11.0101-5705.2 260096	ATE
2.5 TDI	75	09/95→04/03	←	+PR 1LA;1LP			11.0101-5403.2 260010	TRW
2.4 D	55	08/97→04/03	←	+PR 1LU			11.0101-5409.2 260035	ATE
2.5 TDI	65	05/98→04/03	←	→ 70-1-000954; +PR 1LB			11.0101-5704.2 260095	ATE
			←	70-1-000955→; +PR 1LB			11.0101-5705.2 260096	ATE
2.4 D Syncro	57	10/92→09/98	←	11/92→; +PR 1LA;1LP			11.0101-5403.2 260010	TRW
2.5 Syncro	81	10/92→04/03	←	07/95→; +PR 1LU			11.0101-5409.2 260035	ATE
			←	07/95→; +PR 1LB			11.0101-5705.2 260096	ATE
2.5	85	08/96→04/03	←	+PR 1LA;1LP			11.0101-5403.2 260010	TRW
			←	+PR 1LU			11.0101-5409.2 260035	ATE
			←	05/97→; → 70-1-000954; +PR 1LB			11.0101-5704.2 260095	ATE
			←	70-1-000955→; +PR 1LB			11.0101-5705.2 260096	ATE
2.5 Syncro	85	08/96→04/03	←	+PR 1LA;1LP			11.0101-5403.2 260010	TRW
2.5 TDI Syncro	75	05/98→04/03	←	+PR 1LU			11.0101-5409.2 260035	ATE
			←	+PR 1LB			11.0101-5705.2 260096	ATE
<b>Führungsbolzen, Bremssattel</b>								
1.9 D	44	09/90→12/95		70-1-000955→; +PR 1LB			11.8171-0067.1 250153	ATE
1.9 D	45	07/90→12/95						
1.9 TD	50	10/92→04/03		70-1-000955→; +PR 1LB			11.8171-0067.1 250153	ATE
2.0	62	07/90→04/03	←	05/97→; → 70-1-000954; +PR 1LB			11.8171-0008.1 990049	ATE
2.4 D	57	09/90→04/98	←	05/96→; +PR 1LU			11.8171-0008.1 990049	ATE
2.5	81	11/90→04/03	←					
2.5 TDI	75	09/95→04/03		70-1-000955→; +PR 1LB			11.8171-0067.1 250153	ATE
2.4 D	55	08/97→04/03	←	→ 70-1-000954; +PR 1LB			11.8171-0008.1 990049	ATE
2.5 TDI	65	05/98→04/03	←	+PR 1LU			11.8171-0008.1 990049	ATE
2.4 D Syncro	57	10/92→09/98		07/95→; +PR 1LB			11.8171-0067.1 250153	ATE
2.5 Syncro	81	10/92→04/03	←	07/95→; +PR 1LU			11.8171-0008.1 990049	ATE
2.5	85	08/96→04/03		70-1-000955→; +PR 1LB			11.8171-0067.1 250153	ATE
			←	05/97→; → 70-1-000954; +PR 1LB			11.8171-0008.1 990049	ATE
			←	+PR 1LU			11.8171-0008.1 990049	ATE
2.5 Syncro	85	08/96→04/03		+PR 1LB			11.8171-0067.1 250153	ATE
2.5 TDI Syncro	75	05/98→04/03	←	+PR 1LU			11.8171-0008.1 990049	ATE
<b>Dichtungssatz, Bremssattel</b>								
1.9 TD	50	10/92→04/03	←	05/97→; → 70-1-000954; +PR 1LB			11.0441-5704.2 250034	ATE
2.0	62	07/90→04/03	←					
2.4 D	57	09/90→04/98	←	05/96→; +PR 1LU			11.0441-5704.2 250034	ATE
2.5	81	11/90→04/03						
2.5 TDI	75	09/95→04/03						
2.4 D	55	08/97→04/03	←	→ 70-1-000954; +PR 1LB			11.0441-5704.2 250034	ATE
2.5 TDI	65	05/98→04/03	←	+PR 1LU			11.0441-5704.2 250034	ATE
2.4 D Syncro	57	10/92→09/98	←	07/95→; +PR 1LU			11.0441-5704.2 250034	ATE
2.5 Syncro	81	10/92→04/03	←					
2.5	85	08/96→04/03	←	05/97→; → 70-1-000954; +PR 1LB			11.0441-5704.2 250034	ATE
			←	+PR 1LU			11.0441-5704.2 250034	ATE
2.5 Syncro	85	08/96→04/03	←	+PR 1LU			11.0441-5704.2 250034	ATE
2.5 TDI Syncro	75	05/98→04/03						
↓								










	kw			 	! #		
<b>VW - TRANSPORTER T4 Pritsche/Fahrgestell (70E, 70L, 70M, 7DE, 7DL 07/90→04/03</b>							
<b>Zubehörsatz, Bremssattel</b>							
1.9 D	44	09/90→12/95	←	+PR 1LA;1LP		24.0101-3401.2 260043	TRW
1.9 D	45	07/90→12/95					
1.9 TD	50	10/92→04/03					
2.0	62	07/90→04/03					
2.4 D	55	08/97→04/03					
2.4 D	57	09/90→04/98					
2.5	81	11/90→04/03					
2.5	85	08/96→04/03					
2.5 Syncro	85	08/96→04/03					
2.5 TDI	65	05/98→04/03					
2.5 TDI	75	09/95→04/03					
2.5 TDI Syncro	75	05/98→04/03					
2.4 D Syncro	57	10/92→09/98	←	11/92→; +PR 1LA;1LP		24.0101-3401.2 260043	TRW
2.5 Syncro	81	10/92→04/03					
<b> Bremsschlauch</b>							
1.9 D	44	09/90→12/95	←	→ 07/95	2	24.5237-0334.3 331443	L= 334
1.9 D	45	07/90→12/95	←	08/95→	2	24.5237-0345.3 331367	L= 345
			→	am Bremssattel; 70-T-200000→; passend für Felgengröße [Zoll]: 16	2	24.5113-0170.3 331361	L= 170
			→	am Bremssattel; 70-T-200000→; nicht für Felgengröße [Zoll]: 16	2	24.5170-0161.3 331308	L= 161
			→	→ 70-T-199999	2	24.5201-0164.3 331414	L= 164
			→	70-T-200000→; für Fahrzeuge ohne Schlechtwegeausführung	2	24.5201-0164.3 331414	L= 164
			→	70-T-200000→; für Fahrzeuge mit Schlechtwegeausführung	2	24.5225-0160.3 331366 83.6204-0158.3 330773	L= 160 L= 155
1.9 TD	50	10/92→04/03	←	→ 07/95	2	24.5237-0334.3 331443	L= 334
2.0	62	07/90→04/03	←	☐; 05/99→; +PR 2E2,1LP,1LE,1LU; + WK		24.5237-0345.3 331367	L= 345
2.5	81	11/90→04/03	←	08/95→ 04/97	2	24.5237-0345.3 331367	L= 345
			←	05/97→; → 70-X-250000; - WK	2	24.5237-0345.3 331367	L= 345
			←	☐; 05/99→; +PR 2E2,1LP,1LE,1LU; + WK		83.6255-0337.3 330744	L= 335
			←	☐; 05/97→ 04/99; + WK		83.6255-0340.3 330745	L= 340
			←	☐; 05/99→; +PR 1LB,2E3; + WK		83.6255-0340.3 330745	L= 340
			←	☐; 05/99→; +PR 1LB,2E3; + WK		83.6255-0353.3 330481	L= 350
			←	☐; 05/97→ 04/99; + WK		83.6255-0353.3 330481	L= 350
			→	am Bremssattel; 70-T-200000→; passend für Felgengröße [Zoll]: 16	2	24.5113-0170.3 331361	L= 170
			→	am Bremssattel; 70-T-200000→; nicht für Felgengröße [Zoll]: 16	2	24.5170-0161.3 331308	L= 161
			→	70-T-200000→; für Fahrzeuge ohne Schlechtwegeausführung	2	24.5201-0164.3 331414	L= 164
			→	→ 70-T-199999	2	24.5201-0164.3 331414	L= 164
			→	70-T-200000→; für Fahrzeuge mit Schlechtwegeausführung	2	24.5225-0160.3 331366 83.6204-0158.3 330773	L= 160 L= 155
2.4 D	55	08/97→04/03	←	☐; 05/99→; +PR 2E2,1LP,1LE,1LU; + WK		24.5237-0345.3 331367	L= 345
2.5 TDI	65	05/98→04/03	←	→ 70-X-250000; - WK	2	24.5237-0345.3 331367	L= 345
2.5 TDI Syncro	75	05/98→04/03	←	☐; 05/99→; +PR 2E2,1LP,1LE,1LU; + WK		83.6255-0337.3 330744	L= 335
			←	☐; 05/99→; +PR 1LB,2E3; + WK		83.6255-0340.3 330745	L= 340
			←	☐; → 04/99; + WK		83.6255-0340.3 330745	L= 340
			←	☐; → 04/99; + WK		83.6255-0353.3 330481	L= 350
			←	☐; 05/99→; +PR 1LB,2E3; + WK		83.6255-0353.3 330481	L= 350
			→	am Bremssattel; 70-T-200000→; passend für Felgengröße [Zoll]: 16	2	24.5113-0170.3 331361	L= 170
			→	am Bremssattel; 70-T-200000→; nicht für Felgengröße [Zoll]: 16	2	24.5170-0161.3 331308	L= 161
			→	70-T-200000→; für Fahrzeuge ohne Schlechtwegeausführung	2	24.5201-0164.3 331414	L= 164
			→	→ 70-T-199999	2	24.5201-0164.3 331414	L= 164








↓

















	kw			 	! #		
<b>VW - TRANSPORTER T4 Pritsche/Fahrgestell (70E, 70L, 70M, 7DE, 7DL 07/90→04/03)</b>							
<b>Bremsschlauch</b>							
2.4 D	55	08/97→04/03	➔	70-T-200000→; für Fahrzeuge mit Schlechtwegeausführung	2	24.5225-0160.3 331366	L= 160
2.5 TDI	65	05/98→04/03				83.6204-0158.3 330773	L= 155
2.5 TDI Syncro	75	05/98→04/03					
2.4 D	57	09/90→04/98	➔	→ 07/95	2	24.5237-0334.3 331443	L= 334
			➔	08/95→ 04/97	2	24.5237-0345.3 331367	L= 345
			➔	05/97→; → 70-X-250000; - WK	2	24.5237-0345.3 331367	L= 345
			➔	☐; 05/97→; + WK		83.6255-0340.3 330745	L= 340
			➔	☐; 05/97→; + WK		83.6255-0353.3 330481	L= 350
			➔	am Bremssattel; 70-T-200000→; passend für Felgengröße [Zoll]: 16	2	24.5113-0170.3 331361	L= 170
			➔	am Bremssattel; 70-T-200000→; nicht für Felgengröße [Zoll]: 16	2	24.5170-0161.3 331308	L= 161
			➔	70-T-200000→; für Fahrzeuge ohne Schlechtwegeausführung	2	24.5201-0164.3 331414	L= 164
			➔	→ 70-T-199999	2	24.5201-0164.3 331414	L= 164
			➔	70-T-200000→; für Fahrzeuge mit Schlechtwegeausführung	2	24.5225-0160.3 331366 83.6204-0158.3 330773	L= 160 L= 155
2.4 D Syncro	57	10/92→09/98	➔	11/92→ 07/95	2	24.5237-0334.3 331443	L= 334
			➔	08/95→ 04/97	2	24.5237-0345.3 331367	L= 345
			➔	05/97→; → 70-X-250000; - WK	2	24.5237-0345.3 331367	L= 345
			➔	☐; 05/97→; + WK		83.6255-0340.3 330745	L= 340
			➔	☐; 05/97→; + WK		83.6255-0353.3 330481	L= 350
			➔	am Bremssattel; 70-T-200000→; passend für Felgengröße [Zoll]: 16	2	24.5113-0170.3 331361	L= 170
			➔	am Bremssattel; 70-T-200000→; nicht für Felgengröße [Zoll]: 16	2	24.5170-0161.3 331308	L= 161
			➔	11/92→; → 70-T-199999	2	24.5201-0164.3 331414	L= 164
			➔	70-T-200000→; für Fahrzeuge ohne Schlechtwegeausführung	2	24.5201-0164.3 331414	L= 164
			➔	70-T-200000→; für Fahrzeuge mit Schlechtwegeausführung	2	24.5225-0160.3 331366 83.6204-0158.3 330773	L= 160 L= 155
2.5	85	08/96→04/03	➔	→ 04/97	2	24.5237-0345.3 331367	L= 345
2.5 Syncro	85	08/96→04/03					
2.5 TDI	75	09/95→04/03	➔	05/97→; → 70-X-250000; - WK	2	24.5237-0345.3 331367	L= 345
			➔	☐; 05/99→; +PR 2E2,1LP,1LE,1LU; + WK		24.5237-0345.3 331367	L= 345
			➔	☐; 05/99→; +PR 2E2,1LP,1LE,1LU; + WK		83.6255-0337.3 330744	L= 335
			➔	☐; 05/97→ 04/99; + WK		83.6255-0340.3 330745	L= 340
			➔	☐; 05/99→; +PR 1LB,2E3; + WK		83.6255-0340.3 330745	L= 340
			➔	☐; 05/99→; +PR 1LB,2E3; + WK		83.6255-0353.3 330481	L= 350
			➔	☐; 05/97→ 04/99; + WK		83.6255-0353.3 330481	L= 350
			➔	am Bremssattel; 70-T-200000→; passend für Felgengröße [Zoll]: 16	2	24.5113-0170.3 331361	L= 170
			➔	am Bremssattel; 70-T-200000→; nicht für Felgengröße [Zoll]: 16	2	24.5170-0161.3 331308	L= 161
			➔	70-T-200000→; für Fahrzeuge ohne Schlechtwegeausführung	2	24.5201-0164.3 331414	L= 164
			➔	→ 70-T-199999	2	24.5201-0164.3 331414	L= 164
			➔	70-T-200000→; für Fahrzeuge mit Schlechtwegeausführung	2	24.5225-0160.3 331366 83.6204-0158.3 330773	L= 160 L= 155
2.5 Syncro	81	10/92→04/03	➔	11/92→ 07/95	2	24.5237-0334.3 331443	L= 334
			➔	05/97→; → 70-X-250000; - WK	2	24.5237-0345.3 331367	L= 345
			➔	08/95→ 04/97	2	24.5237-0345.3 331367	L= 345
			➔	☐; 05/99→; +PR 2E2,1LP,1LE,1LU; + WK		24.5237-0345.3 331367	L= 345
			➔	☐; 05/99→; +PR 2E2,1LP,1LE,1LU; + WK		83.6255-0337.3 330744	L= 335
			➔	☐; 05/97→ 04/99; + WK		83.6255-0340.3 330745	L= 340
			➔	☐; 05/99→; +PR 1LB,2E3; + WK		83.6255-0340.3 330745	L= 340
			➔	☐; 05/99→; +PR 1LB,2E3; + WK		83.6255-0353.3 330481	L= 350
			➔	☐; 05/97→ 04/99; + WK		83.6255-0353.3 330481	L= 350
			➔	am Bremssattel; 70-T-200000→; passend für Felgengröße [Zoll]: 16	2	24.5113-0170.3 331361	L= 170
			➔	am Bremssattel; 70-T-200000→; nicht für Felgengröße [Zoll]: 16	2	24.5170-0161.3 331308	L= 161
			➔	70-T-200000→; für Fahrzeuge ohne Schlechtwegeausführung	2	24.5201-0164.3 331414	L= 164
			➔	→ 70-T-199999	2	24.5201-0164.3 331414	L= 164
			➔	70-T-200000→; für Fahrzeuge mit Schlechtwegeausführung	2	24.5225-0160.3 331366 83.6204-0158.3 330773	L= 160 L= 155










	kw			 	! #		
<b>VW - TRANSPORTER T4 Pritsche/Fahrgestell (70E, 70L, 70M, 7DE, 7DL 07/90→04/03</b>							
 <b>Bremsschlauch</b>							
2.5 Syncro	81	10/92→04/03	←	☐; 05/99→; +PR 1LB,2E3; + WK	83.6255-0353.3	330481	L= 350
			←	☐; 05/97→ 04/99; + WK	83.6255-0353.3	330481	L= 350
			→	am Bremssattel; 70-T-200000→; passend für Felgengröße [Zoll]: 16	24.5113-0170.3	331361	L= 170
			→	am Bremssattel; 70-T-200000→; nicht für Felgengröße [Zoll]: 16	24.5170-0161.3	331308	L= 161
			→	70-T-200000→; für Fahrzeuge ohne Schlechtwegeausführung	24.5201-0164.3	331414	L= 164
			→	11/92→; → 70-T-199999	24.5201-0164.3	331414	L= 164
			→	70-T-200000→; für Fahrzeuge mit Schlechtwegeausführung	24.5225-0160.3	331366	L= 160
				83.6204-0158.3	330773	L= 155	
<b>VW - TRANSPORTER T5 Bus (7HB, 7HJ, 7EB, 7EJ, 7EF, 7EG, 7HF, 7EC) 04/03→08/15</b>							
 <b>Bremssattel</b>							
1.9 TDI	62	01/06→11/09	←	☐; 7H-A-200001→; +PR 2E4	11.9441-9933.2	220911	ATE Ø 44 - Halter
1.9 TDI	75	06/06→11/09	←	☐; 7H-A-200001→; +PR 2E4	11.9441-9934.2	220912	ATE Ø 44 - Halter
			←	☐; +PR 2E4; → 7H-A-050000	11.9601-9721.2	220875	ATE Ø 60 - Halter
			←	☐; +PR 2E4; → 7H-A-050000	11.9601-9722.2	220876	ATE Ø 60 - Halter
			←	☐; +PR 2E3	24.3601-9947.5	240597	ATE Ø 60 - Halter
			←	☐; +PR 2E3	24.3601-9948.5	240598	ATE Ø 60 - Halter
			→	☐; +PR 0WR; → 7H-8-027999	11.9441-9949.2	220803	ATE Ø 44 - Halter
			→	☐; +PR 0WR; → 7H-8-027999	11.9441-9950.2	220804	ATE Ø 44 - Halter
			→	☐; 7H-A-200001→	24.3414-1711.5	240852	TRW Ø 41 - Halter
			→	☐; 7H-8-028000→; +PR 0WR; → 7H-8-200000	24.3414-1711.5	240852	TRW Ø 41 - Halter
			→	☐; 7H-6-000001→; +PR 2E3,2E4; → 7H-A-050000	24.3414-1711.5	240852	TRW Ø 41 - Halter
			→	☐; 7H-6-000001→; +PR 2E3,2E4; → 7H-A-050000	24.3414-1712.5	240853	TRW Ø 41 - Halter
			→	☐; 7H-8-028000→; +PR 0WR; → 7H-8-200000	24.3414-1712.5	240853	TRW Ø 41 - Halter
			→	☐; 7H-A-200001→	24.3414-1712.5	240853	TRW Ø 41 - Halter
1.9 TDI	63	04/03→11/09	←	☐; 7H-A-200001→; +PR 2E4	11.9441-9933.2	220911	ATE Ø 44 - Halter
1.9 TDI	77	04/03→11/09	←	☐; 7H-A-200001→; +PR 2E4	11.9441-9934.2	220912	ATE Ø 44 - Halter
2.0	85	11/03→08/15	←	☐; 7H-A-200001→; +PR 2E4	11.9441-9934.2	220912	ATE Ø 44 - Halter
2.5 TDi	120	11/03→11/09	←	☐; +PR 2E4; → 7H-A-050000	11.9601-9721.2	220875	ATE Ø 60 - Halter
2.5 TDI	96	04/03→11/09	←	☐; +PR 2E4; → 7H-A-050000	11.9601-9722.2	220876	ATE Ø 60 - Halter
2.5 TDI	128	04/03→11/09	←	☐; +PR 2E4; → 7H-A-050000	11.9601-9722.2	220876	ATE Ø 60 - Halter
2.5 TDI 4motion	96	07/04→11/09	←	☐; +PR 2E3	24.3601-9947.5	240597	ATE Ø 60 - Halter
2.5 TDI 4motion	128	07/04→11/09	←	☐; +PR 2E3	24.3601-9948.5	240598	ATE Ø 60 - Halter
3.2 V6	170	02/04→06/04	←	☐; +PR 2E3	24.3601-9948.5	240598	ATE Ø 60 - Halter
3.2 V6	173	02/04→11/09	→	☐; +PR 0WR; → 7H-8-027999	11.9441-9949.2	220803	ATE Ø 44 - Halter
			→	☐; +PR 0WR; → 7H-8-027999	11.9441-9950.2	220804	ATE Ø 44 - Halter
			→	☐; +PR 0WL,0WN / 0WM,0WP,0WQ; → 7H-5-120000	24.3414-1711.5	240852	TRW Ø 41 - Halter
			→	☐; 7H-A-200001→	24.3414-1711.5	240852	TRW Ø 41 - Halter
			→	☐; 7H-8-028000→; +PR 0WR; → 7H-8-200000	24.3414-1711.5	240852	TRW Ø 41 - Halter
			→	☐; 7H-6-000001→; +PR 2E3,2E4; → 7H-A-050000	24.3414-1711.5	240852	TRW Ø 41 - Halter
			→	☐; 7H-6-000001→; +PR 2E3,2E4; → 7H-A-050000	24.3414-1712.5	240853	TRW Ø 41 - Halter
			→	☐; +PR 0WL,0WN / 0WM,0WP,0WQ; → 7H-5-120000	24.3414-1712.5	240853	TRW Ø 41 - Halter
			→	☐; 7H-8-028000→; +PR 0WR; → 7H-8-200000	24.3414-1712.5	240853	TRW Ø 41 - Halter
			→	☐; 7H-A-200001→	24.3414-1712.5	240853	TRW Ø 41 - Halter
2.0 BiTDI	132	09/09→08/15	←	☐; 7H-A-200001→; +PR 2E4	11.9441-9933.2	220911	ATE Ø 44 - Halter
2.0 BiTDI 4motion	132	09/09→08/15	←	☐; 7H-A-200001→; +PR 2E4	11.9441-9934.2	220912	ATE Ø 44 - Halter
2.0 TDI	62	09/09→08/15	←	☐; +PR 2E4; → 7H-A-050000	11.9601-9721.2	220875	ATE Ø 60 - Halter
2.0 TDI	75	09/09→08/15	←	☐; +PR 2E4; → 7H-A-050000	11.9601-9721.2	220875	ATE Ø 60 - Halter
2.0 TDI	103	09/09→08/15	←	☐; +PR 2E4; → 7H-A-050000	11.9601-9722.2	220876	ATE Ø 60 - Halter
2.0 TDI 4motion	103	09/09→08/15	←	☐; +PR 2E3	24.3601-9947.5	240597	ATE Ø 60 - Halter
↓							








	kw			 	! #			
<b>VW - TRANSPORTER T5 Bus (7HB, 7HJ, 7EB, 7EJ, 7EF, 7EG, 7HF, 7EC) 04/03→08/15</b>								
<b>Bremssattel</b>								
2.0 BiTDI	132	09/09→08/15	←	☐; +PR 2E3		24.3601-9948.5	240598	ATE Ø 60 - Halter
2.0 BiTDI 4motion	132	09/09→08/15	→	☐; 7H-A-200001→		24.3414-1711.5	240852	TRW Ø 41 - Halter
2.0 TDI	62	09/09→08/15	→	☐; 7H-6-000001→; +PR 2E3,2E4;		24.3414-1711.5	240852	TRW Ø 41 - Halter
2.0 TDI	75	09/09→08/15	→	→ 7H-A-050000				
2.0 TDI 4motion	103	09/09→08/15	→	☐; 7H-A-200001→		24.3414-1712.5	240853	TRW Ø 41 - Halter
2.0 TDI 4motion	103	09/09→08/15	→	☐; 7H-6-000001→; +PR 2E3,2E4;		24.3414-1712.5	240853	TRW Ø 41 - Halter
				→ 7H-A-050000				
2.0 TDI	84	05/11→08/15	←	☐; +PR 2E4		11.9441-9933.2	220911	ATE Ø 44 - Halter
2.0 TSI	110	07/12→08/15	←	☐; +PR 2E4		11.9441-9934.2	220912	ATE Ø 44 - Halter
2.0 TSI	150	05/11→08/15	←	☐; +PR 2E3		24.3601-9947.5	240597	ATE Ø 60 - Halter
2.0 TSI 4motion	150	07/11→08/15	←	☐; +PR 2E3		24.3601-9948.5	240598	ATE Ø 60 - Halter
			→	☐		24.3414-1711.5	240852	TRW Ø 41 - Halter
			→	☐		24.3414-1712.5	240853	TRW Ø 41 - Halter
2.0 TDI	100	05/10→08/15	←	☐; 7H-A-200001→; +PR 2E4		11.9441-9933.2	220911	ATE Ø 44 - Halter
2.0 TDI 4motion	100	05/10→08/15	←	☐; 7H-A-200001→; +PR 2E4		11.9441-9934.2	220912	ATE Ø 44 - Halter
			←	☐; +PR 2E3		24.3601-9947.5	240597	ATE Ø 60 - Halter
			←	☐; +PR 2E3		24.3601-9948.5	240598	ATE Ø 60 - Halter
			→	☐; 7H-A-200001→		24.3414-1711.5	240852	TRW Ø 41 - Halter
			→	☐; 7H-A-200001→		24.3414-1712.5	240853	TRW Ø 41 - Halter
3.2 V6 4motion	173	11/03→11/09	←	☐; 7H-A-200001→; +PR 2E4		11.9441-9933.2	220911	ATE Ø 44 - Halter
			←	☐; 7H-A-200001→; +PR 2E4		11.9441-9934.2	220912	ATE Ø 44 - Halter
			←	☐; 07/04→; → 7H-A-050000; +PR 2E4		11.9601-9721.2	220875	ATE Ø 60 - Halter
			←	☐; 07/04→; → 7H-A-050000; +PR 2E4		11.9601-9722.2	220876	ATE Ø 60 - Halter
			←	☐; 07/04→; +PR 2E3		24.3601-9947.5	240597	ATE Ø 60 - Halter
			←	☐; 07/04→; +PR 2E3		24.3601-9948.5	240598	ATE Ø 60 - Halter
			→	☐; 07/04→; +PR 0WR; → 7H-8-027999		11.9441-9949.2	220803	ATE Ø 44 - Halter
			→	☐; 07/04→; +PR 0WR; → 7H-8-027999		11.9441-9950.2	220804	ATE Ø 44 - Halter
			→	☐; 7H-6-000001→; +PR 2E3,2E4;		24.3414-1711.5	240852	TRW Ø 41 - Halter
			→	→ 7H-A-050000				
			→	☐; 7H-8-028000→; +PR 0WR;		24.3414-1711.5	240852	TRW Ø 41 - Halter
			→	→ 7H-8-200000				
			→	☐; 7H-A-200001→		24.3414-1711.5	240852	TRW Ø 41 - Halter
			→	☐; 07/04→;		24.3414-1711.5	240852	TRW Ø 41 - Halter
			→	+PR 0WL,0WN / 0WM,0WP,0WQ;				
			→	→ 7H-5-120000		24.3414-1712.5	240853	TRW Ø 41 - Halter
			→	☐; 7H-6-000001→; +PR 2E3,2E4;		24.3414-1712.5	240853	TRW Ø 41 - Halter
			→	→ 7H-A-050000				
			→	☐; 7H-A-200001→		24.3414-1712.5	240853	TRW Ø 41 - Halter
			→	☐; 7H-8-028000→; +PR 0WR;		24.3414-1712.5	240853	TRW Ø 41 - Halter
			→	→ 7H-8-200000				
<b>Halter, Bremssattel</b>								
1.9 TDI	62	01/06→11/09	←	+PR 2E4; → 7H-A-050000		11.8170-0955.1	260109	ATE
1.9 TDI	63	04/03→11/09	→	+PR 0WR; → 7H-8-027999	2	11.0230-0811.1	260137	ATE
1.9 TDI	75	06/06→11/09	→					
1.9 TDI	77	04/03→11/09	→					
2.0	85	11/03→08/15	→					
2.5 TDi	120	11/03→11/09	→					
2.5 TDI	96	04/03→11/09	→					
2.5 TDI	128	04/03→11/09	→					
2.5 TDI 4motion	96	07/04→11/09	→					
2.5 TDI 4motion	128	07/04→11/09	→					
3.2 V6	170	02/04→06/04	→					
3.2 V6	173	02/04→11/09	→					
2.0 BiTDI	132	09/09→08/15	←	+PR 2E4; → 7H-A-050000		11.8170-0955.1	260109	ATE
2.0 BiTDI 4motion	132	09/09→08/15	←					
2.0 TDI	62	09/09→08/15	←					
2.0 TDI	75	09/09→08/15	←					
2.0 TDI	103	09/09→08/15	←					
2.0 TDI 4motion	103	09/09→08/15	←					
3.2 V6 4motion	173	11/03→11/09	←	07/04→; → 7H-A-050000; +PR 2E4		11.8170-0955.1	260109	ATE
			→	07/04→; +PR 0WR; → 7H-8-027999	2	11.0230-0811.1	260137	ATE

	kw			 	! #		
<b>VW - TRANSPORTER T5 Bus (7HB, 7HJ, 7EB, 7EJ, 7EF, 7EG, 7HF, 7EC) 04/03→08/15</b>							
<b>Feder, Bremssattel</b>							
1.9 TDI	62	01/06→11/09		7H-A-200001→; +PR 2E4	2	11.8116-0126.2 390608	ATE
1.9 TDI	63	04/03→11/09		+PR 2E4; → 7H-A-050000	2	11.8116-0237.1 390509	ATE
1.9 TDI	75	06/06→11/09				11.8116-0367.1 390600	ATE
1.9 TDI	77	04/03→11/09					
2.0	85	11/03→08/15		+PR 2E3	2	11.8116-0237.1 390509	ATE
2.5 TDi	120	11/03→11/09					
2.5 TDI	96	04/03→11/09		+PR 0WR; → 7H-8-027999	2	11.8116-0310.1 390611	ATE
2.5 TDI	128	04/03→11/09					
2.5 TDI 4motion	96	07/04→11/09					
2.5 TDI 4motion	128	07/04→11/09					
3.2 V6	170	02/04→06/04					
3.2 V6	173	02/04→11/09					
2.0 BiTDI	132	09/09→08/15		7H-A-200001→; +PR 2E4	2	11.8116-0126.2 390608	ATE
2.0 BiTDI 4motion	132	09/09→08/15		+PR 2E4; → 7H-A-050000	2	11.8116-0237.1 390509	ATE
2.0 TDI	62	09/09→08/15				11.8116-0367.1 390600	ATE
2.0 TDI	75	09/09→08/15					
2.0 TDI	103	09/09→08/15		+PR 2E3	2	11.8116-0237.1 390509	ATE
2.0 TDI 4motion	103	09/09→08/15					
2.0 TDI	84	05/11→08/15		+PR 2E4	2	11.8116-0126.2 390608	ATE
2.0 TSI	110	07/12→08/15					
2.0 TSI	150	05/11→08/15		+PR 2E3	2	11.8116-0237.1 390509	ATE
2.0 TSI 4motion	150	07/11→08/15					
2.0 TDI	100	05/10→08/15		7H-A-200001→; +PR 2E4	2	11.8116-0126.2 390608	ATE
2.0 TDI 4motion	100	05/10→08/15		+PR 2E3	2	11.8116-0237.1 390509	ATE
3.2 V6 4motion	173	11/03→11/09		7H-A-200001→; +PR 2E4	2	11.8116-0126.2 390608	ATE
				07/04→; → 7H-A-050000; +PR 2E4	2	11.8116-0237.1 390509	ATE
						11.8116-0367.1 390600	ATE
				07/04→; +PR 2E3	2	11.8116-0237.1 390509	ATE
				07/04→; +PR 0WR; → 7H-8-027999	2	11.8116-0310.1 390611	ATE
<b>Führungshülzensatz, Bremssattel</b>							
1.9 TDI	62	01/06→11/09	←	+PR 2E3		11.0101-5706.2 260097	ATE
1.9 TDI	63	04/03→11/09	←	+PR 2E4; → 7H-A-050000		11.0101-5706.2 260097	ATE
1.9 TDI	75	06/06→11/09	←				
1.9 TDI	77	04/03→11/09	←	7H-A-200001→; +PR 2E4		11.0101-7001.2 260139	ATE
2.0	85	11/03→08/15	→	+PR 0WR; → 7H-8-027999		11.0101-5409.2 260035	ATE
2.5 TDi	120	11/03→11/09					
2.5 TDI	96	04/03→11/09					
2.5 TDI	128	04/03→11/09					
2.5 TDI 4motion	96	07/04→11/09					
2.5 TDI 4motion	128	07/04→11/09					
3.2 V6	170	02/04→06/04					
3.2 V6	173	02/04→11/09					
2.0 BiTDI	132	09/09→08/15	←	+PR 2E3		11.0101-5706.2 260097	ATE
2.0 BiTDI 4motion	132	09/09→08/15	←	+PR 2E4; → 7H-A-050000		11.0101-5706.2 260097	ATE
2.0 TDI	62	09/09→08/15	←				
2.0 TDI	75	09/09→08/15	←	7H-A-200001→; +PR 2E4		11.0101-7001.2 260139	ATE
2.0 TDI	103	09/09→08/15					
2.0 TDI 4motion	103	09/09→08/15					
2.0 TDI	84	05/11→08/15	←	+PR 2E3		11.0101-5706.2 260097	ATE
2.0 TSI	110	07/12→08/15					
2.0 TSI	150	05/11→08/15	←	+PR 2E4		11.0101-7001.2 260139	ATE
2.0 TSI 4motion	150	07/11→08/15					
2.0 TDI	100	05/10→08/15	←	+PR 2E3		11.0101-5706.2 260097	ATE
2.0 TDI 4motion	100	05/10→08/15	←	7H-A-200001→; +PR 2E4		11.0101-7001.2 260139	ATE
3.2 V6 4motion	173	11/03→11/09	←	07/04→; → 7H-A-050000; +PR 2E4		11.0101-5706.2 260097	ATE
			←	07/04→; +PR 2E3		11.0101-5706.2 260097	ATE
			←	7H-A-200001→; +PR 2E4		11.0101-7001.2 260139	ATE
			→	07/04→; +PR 0WR; → 7H-8-027999		11.0101-5409.2 260035	ATE
<b>Führungsbolzen, Bremssattel</b>							
1.9 TDI	62	01/06→11/09		+PR 0WR; → 7H-8-027999		11.8171-0008.1 990049	ATE
1.9 TDI	63	04/03→11/09					
1.9 TDI	75	06/06→11/09		+PR 2E4; → 7H-A-050000		11.8171-0067.1 250153	ATE
1.9 TDI	77	04/03→11/09		+PR 2E3		11.8171-0067.1 250153	ATE
2.0	85	11/03→08/15					
2.5 TDi	120	11/03→11/09		7H-A-200001→; +PR 2E4		11.8171-0096.1 250155	ATE
2.5 TDI	96	04/03→11/09					
2.5 TDI	128	04/03→11/09					
2.5 TDI 4motion	96	07/04→11/09					
2.5 TDI 4motion	128	07/04→11/09					
3.2 V6	170	02/04→06/04					
3.2 V6	173	02/04→11/09					
2.0 BiTDI	132	09/09→08/15		+PR 2E4; → 7H-A-050000		11.8171-0067.1 250153	ATE
2.0 BiTDI 4motion	132	09/09→08/15		+PR 2E3		11.8171-0067.1 250153	ATE
2.0 TDI	62	09/09→08/15					
↓							

	kW					! #		
<b>VW - TRANSPORTER T5 Bus (7HB, 7HJ, 7EB, 7EJ, 7EF, 7EG, 7HF, 7EC) 04/03→08/15</b>								
<b>Führungsbolzen, Bremsattel</b>								
2.0 TDI	75	09/09→08/15			7H-A-200001→; +PR 2E4		11.8171-0096.1 250155	ATE
2.0 TDI	103	09/09→08/15						
2.0 TDI 4motion	103	09/09→08/15						
2.0 TDI	84	05/11→08/15			+PR 2E3		11.8171-0067.1 250153	ATE
2.0 TSI	110	07/12→08/15						
2.0 TSI	150	05/11→08/15			+PR 2E4		11.8171-0096.1 250155	ATE
2.0 TSI 4motion	150	07/11→08/15						
2.0 TDI	100	05/10→08/15			+PR 2E3		11.8171-0067.1 250153	ATE
2.0 TDI 4motion	100	05/10→08/15						
					7H-A-200001→; +PR 2E4		11.8171-0096.1 250155	ATE
3.2 V6 4motion	173	11/03→11/09			07/04→; +PR 0WR; → 7H-8-027999		11.8171-0008.1 990049	ATE
					07/04→; → 7H-A-050000; +PR 2E4		11.8171-0067.1 250153	ATE
					07/04→; +PR 2E3		11.8171-0067.1 250153	ATE
					7H-A-200001→; +PR 2E4		11.8171-0096.1 250155	ATE
<b>Dichtungssatz, Bremsattel</b>								
1.9 TDI	62	01/06→11/09	←		+PR 2E3		11.0441-6008.2 250038	ATE für Kolben-Ø [mm]: 60
1.9 TDI	63	04/03→11/09	←					
1.9 TDI	75	06/06→11/09	←		+PR 2E4; → 7H-A-050000		11.0441-6008.2 250038	ATE für Kolben-Ø [mm]: 60
1.9 TDI	77	04/03→11/09						
2.0	85	11/03→08/15						
2.0 BiTDI	132	09/09→08/15						
2.0 BiTDI 4motion	132	09/09→08/15						
2.0 TDI	62	09/09→08/15						
2.0 TDI	75	09/09→08/15						
2.0 TDI	103	09/09→08/15						
2.0 TDI 4motion	103	09/09→08/15						
2.5 TDi	120	11/03→11/09						
2.5 TDI	96	04/03→11/09						
2.5 TDI	128	04/03→11/09						
2.5 TDI 4motion	96	07/04→11/09						
2.5 TDI 4motion	128	07/04→11/09						
3.2 V6	170	02/04→06/04						
3.2 V6	173	02/04→11/09						
2.0 TDI	84	05/11→08/15	←		+PR 2E3		11.0441-6008.2 250038	ATE für Kolben-Ø [mm]: 60
2.0 TDI	100	05/10→08/15						
2.0 TDI 4motion	100	05/10→08/15						
2.0 TSI	110	07/12→08/15						
2.0 TSI	150	05/11→08/15						
2.0 TSI 4motion	150	07/11→08/15						
3.2 V6 4motion	173	11/03→11/09	←		07/04→; → 7H-A-050000; +PR 2E4		11.0441-6008.2 250038	ATE für Kolben-Ø [mm]: 60
			←		07/04→; +PR 2E3		11.0441-6008.2 250038	ATE für Kolben-Ø [mm]: 60
<b>Bremsschlauch</b>								
1.9 TDI	62	01/06→11/09	←		+PR 1BA,1BB,1BJ,1BV / 1MG,1MK,1ML,2MD / 2MF,2MG,2ML	2	24.5140-0514.3 331290	L= 520
1.9 TDI	63	04/03→11/09						
1.9 TDI	75	06/06→11/09	←		+PR 0WL,0WN,0WM,0WP / 0WQ	2	24.5140-0514.3 331290	L= 520
1.9 TDI	77	04/03→11/09						
2.0	85	11/03→08/15	←		+PR 0WR	2	83.6113-0552.3 330864	L= 552
2.0 BiTDI	132	09/09→08/15						
2.0 BiTDI 4motion	132	09/09→08/15	←		+PR 1BH,1BX,1MR,2MQ / 2MZ,2MU,2MT	2	83.6113-0552.3 330864	L= 552
2.0 TDI	62	09/09→08/15						
2.0 TDI	75	09/09→08/15	→		am Bremsattel; für Fahrzeuge mit Bremskraftregler	2	24.5140-0194.3 331383	L= 194
2.0 TDI	100	05/10→08/15						
2.0 TDI	103	09/09→08/15	→		+PR 0E1,0E2,0WL,0WN / 0WM,0WP,0WQ	2	24.5140-0194.3 331383	L= 194
2.0 TDI 4motion	100	05/10→08/15						
2.0 TDI 4motion	103	09/09→08/15	→		□ / am Bremsattel; +PR 0WR		24.5140-0240.3 330947	L= 240
2.5 TDi	120	11/03→11/09						
2.5 TDI	96	04/03→11/09	→		□ / am Bremsattel; für Fahrzeuge ohne Bremskraftregler		24.5140-0240.3 330947	L= 240
2.5 TDI	128	04/03→11/09						
2.5 TDI 4motion	96	07/04→11/09	→		□ / am Bremsattel; für Fahrzeuge ohne Bremskraftregler		24.5140-0241.3 330948	L= 240
2.5 TDI 4motion	128	07/04→11/09						
3.2 V6	170	02/04→06/04	→		□ / am Bremsattel; +PR 0WR		24.5140-0241.3 330948	L= 240
3.2 V6	173	02/04→11/09	→			2	24.5237-0250.3 330880	L= 250
			→		+PR 0WR	2	24.5237-0250.3 330880	L= 250
2.0 TDI	84	05/11→08/15	←		+PR 1BA,1BB,1BJ,1BV / 1MG,1MK,1ML,2MD / 2MF,2MG,2ML	2	24.5140-0514.3 331290	L= 520
2.0 TSI	110	07/12→08/15						
2.0 TSI	150	05/11→08/15	←		+PR 1BH,1BX,1MR,2MQ / 2MZ,2MU,2MT	2	83.6113-0552.3 330864	L= 552
2.0 TSI 4motion	150	07/11→08/15	→			2	24.5140-0194.3 331383	L= 194
3.2 V6 4motion	173	11/03→11/09	←		07/04→; +PR 1BA,1BB,1BJ,1BV / 1MG,1MK,1ML,2MD / 2MF,2MG,2ML	2	24.5140-0514.3 331290	L= 520
			←		07/04→; +PR 0WL,0WN,0WM,0WP / 0WQ	2	24.5140-0514.3 331290	L= 520








	kw					! #		
<b>VW - TRANSPORTER T5 Bus (7HB, 7HJ, 7EB, 7EJ, 7EF, 7EG, 7HF, 7EC) 04/03→08/15</b>								
<b>Bremsschlauch</b>								
3.2 V6 4motion	173	11/03→11/09	←	07/04→; +PR 1BH,1BX,1MR,2MQ / 2MZ,2MU,2MT	2	83.6113-0552.3	330864	L= 552
			←	07/04→; +PR 0WR	2	83.6113-0552.3	330864	L= 552
			→	am Bremssattel; 07/04→; für Fahrzeuge mit Bremskraftregler	2	24.5140-0194.3	331383	L= 194
			→	07/04→; +PR 0E1,0E2,0WL,0WN / 0WM,0WP,0WQ	2	24.5140-0194.3	331383	L= 194
			→	☐ / am Bremssattel; 07/04→; +PR 0WR		24.5140-0240.3	330947	L= 240
			→	☐ / am Bremssattel; 07/04→; für Fahrzeuge ohne Bremskraftregler		24.5140-0240.3	330947	L= 240
			→	☐ / am Bremssattel; 07/04→; für Fahrzeuge ohne Bremskraftregler		24.5140-0241.3	330948	L= 240
			→	☐ / am Bremssattel; 07/04→; +PR 0WR		24.5140-0241.3	330948	L= 240
			→	07/04→	2	24.5237-0250.3	330880	L= 250
→	07/04→; +PR 0WR	2	24.5237-0250.3	330880	L= 250			
<b>VW - TRANSPORTER T5 Kasten (7HA, 7HH, 7EA, 7EH) 04/03→08/15</b>								
<b>Bremssattel</b>								
1.9 TDI 1.9 TDI	62 75	01/06→11/09 06/06→11/09	←	☐; 7H-A-200001→; +PR 2E4		11.9441-9933.2	220911	ATE Ø 44 - Halter
			←	☐; 7H-A-200001→; +PR 2E4		11.9441-9934.2	220912	ATE Ø 44 - Halter
			←	☐; → 7H-A-050000; +PR 2E4		11.9601-9721.2	220875	ATE Ø 60 - Halter
			←	☐; → 7H-A-050000; +PR 2E4		11.9601-9722.2	220876	ATE Ø 60 - Halter
			←	☐; +PR 2E3		24.3601-9947.5	240597	ATE Ø 60 - Halter
			←	☐; +PR 2E3		24.3601-9948.5	240598	ATE Ø 60 - Halter
			→	☐; +PR 0WR; → 7H-8-027999		11.9441-9949.2	220803	ATE Ø 44 - Halter
			→	☐; +PR 0WR; → 7H-8-027999		11.9441-9950.2	220804	ATE Ø 44 - Halter
			→	☐; 7H-A-200001→		24.3414-1711.5	240852	TRW Ø 41 - Halter
			→	☐; 7H-8-028000→; +PR 0WR; → 7H-8-200000		24.3414-1711.5	240852	TRW Ø 41 - Halter
			→	☐; 7H-6-000001→; +PR 2E3,2E4; → 7H-A-050000		24.3414-1711.5	240852	TRW Ø 41 - Halter
			→	☐; 7H-6-000001→; +PR 2E3,2E4; → 7H-A-050000		24.3414-1712.5	240853	TRW Ø 41 - Halter
			→	☐; 7H-8-028000→; +PR 0WR; → 7H-8-200000		24.3414-1712.5	240853	TRW Ø 41 - Halter
			→	☐; 7H-A-200001→		24.3414-1712.5	240853	TRW Ø 41 - Halter
1.9 TDI 1.9 TDI 2.0 2.0 BiFuel 2.5 TDI 2.5 TDI 2.5 TDI 4motion 2.5 TDI 4motion 3.2 V6 3.2 V6	63 77 85 85 96 128 96 128 170 173	04/03→11/09 04/03→11/09 11/03→08/15 05/11→08/15 04/03→11/09 04/03→11/09 07/04→11/09 07/04→11/09 04/03→06/04 02/04→11/09	←	☐; 7H-A-200001→; +PR 2E4		11.9441-9933.2	220911	ATE Ø 44 - Halter
			←	☐; 7H-A-200001→; +PR 2E4		11.9441-9934.2	220912	ATE Ø 44 - Halter
			←	☐; → 7H-A-050000; +PR 2E4		11.9601-9721.2	220875	ATE Ø 60 - Halter
			←	☐; → 7H-A-050000; +PR 2E4		11.9601-9722.2	220876	ATE Ø 60 - Halter
			←	☐; +PR 2E3		24.3601-9947.5	240597	ATE Ø 60 - Halter
			←	☐; +PR 2E3		24.3601-9948.5	240598	ATE Ø 60 - Halter
			→	☐; +PR 0WR; → 7H-8-027999		11.9441-9949.2	220803	ATE Ø 44 - Halter
			→	☐; +PR 0WR; → 7H-8-027999		11.9441-9950.2	220804	ATE Ø 44 - Halter
			→	☐; 7H-A-200001→		24.3414-1711.5	240852	TRW Ø 41 - Halter
			→	☐; 7H-8-028000→; +PR 0WR; → 7H-8-200000		24.3414-1711.5	240852	TRW Ø 41 - Halter
			→	☐; 7H-6-000001→; +PR 2E3,2E4; → 7H-A-050000		24.3414-1711.5	240852	TRW Ø 41 - Halter
			→	☐; 7H-6-000001→; +PR 2E3,2E4; → 7H-A-050000		24.3414-1712.5	240853	TRW Ø 41 - Halter
			→	☐; +PR 0WR,0WN / 0WM,0WP,0WQ; → 7H-5-120000		24.3414-1711.5	240852	TRW Ø 41 - Halter
			→	☐; 7H-A-200001→		24.3414-1711.5	240852	TRW Ø 41 - Halter
			→	☐; 7H-8-028000→; +PR 0WR; → 7H-8-200000		24.3414-1711.5	240852	TRW Ø 41 - Halter
			→	☐; 7H-6-000001→; +PR 2E3,2E4; → 7H-A-050000		24.3414-1711.5	240852	TRW Ø 41 - Halter
			→	☐; 7H-6-000001→; +PR 2E3,2E4; → 7H-A-050000		24.3414-1712.5	240853	TRW Ø 41 - Halter
			→	☐; +PR 0WR,0WN / 0WM,0WP,0WQ; → 7H-5-120000		24.3414-1712.5	240853	TRW Ø 41 - Halter
			→	☐; 7H-8-028000→; +PR 0WR; → 7H-8-200000		24.3414-1712.5	240853	TRW Ø 41 - Halter
→	☐; 7H-A-200001→		24.3414-1712.5	240853	TRW Ø 41 - Halter			
2.0 BiTDI 2.0 BiTDI 4motion 2.0 TDI ↓	132 132 62	09/09→08/15 09/09→08/15 09/09→08/15	←	☐; 7H-A-200001→; +PR 2E4		11.9441-9933.2	220911	ATE Ø 44 - Halter
			←	☐; 7H-A-200001→; +PR 2E4		11.9441-9934.2	220912	ATE Ø 44 - Halter

















	kw			 	! #			
<b>VW - TRANSPORTER T5 Kasten (7HA, 7HH, 7EA, 7EH) 04/03→08/15</b>								
<b>Bremssattel</b>								
2.0 TDI 2.0 TDI 2.0 TDI 4motion	75 103 103	09/09→08/15 09/09→08/15 09/09→08/15	←	☐; → 7H-A-050000; +PR 2E4	2	11.9601-9721.2 11.9601-9722.2 24.3601-9947.5 24.3601-9948.5 24.3414-1711.5 24.3414-1711.5 24.3414-1712.5 24.3414-1712.5	220875 220876 240597 240598 240852 240852 240853 240853	ATE Ø 60 - Halter ATE Ø 60 - Halter ATE Ø 60 - Halter ATE Ø 60 - Halter TRW Ø 41 - Halter TRW Ø 41 - Halter TRW Ø 41 - Halter TRW Ø 41 - Halter
			←	☐; → 7H-A-050000; +PR 2E4				
			←	☐; +PR 2E3				
			←	☐; +PR 2E3				
			→	☐; 7H-A-200001→				
			→	☐; 7H-6-000001→; +PR 2E3,2E4; → 7H-A-050000				
			→	☐; 7H-A-200001→				
			→	☐; 7H-6-000001→; +PR 2E3,2E4; → 7H-A-050000				
2.0 TDI 2.0 TSI 2.0 TSI 2.0 TSI 4motion	84 110 150 150	05/11→08/15 07/12→08/15 05/11→08/15 07/11→08/15	←	☐; +PR 2E4	2	11.9441-9933.2 11.9441-9934.2 24.3601-9947.5 24.3601-9948.5 24.3414-1711.5 24.3414-1712.5	220911 220912 240597 240598 240852 240853	ATE Ø 44 - Halter ATE Ø 44 - Halter ATE Ø 60 - Halter ATE Ø 60 - Halter TRW Ø 41 - Halter TRW Ø 41 - Halter
			←	☐; +PR 2E4				
			←	☐; +PR 2E3				
			←	☐; +PR 2E3				
			→	☐				
			→	☐				
2.0 TDI 2.0 TDI 4motion	100 100	05/10→08/15 05/10→08/15	←	☐; 7H-A-200001→; +PR 2E4	2	11.9441-9933.2 11.9441-9934.2 24.3601-9947.5 24.3601-9948.5 24.3414-1711.5 24.3414-1712.5	220911 220912 240597 240598 240852 240853	ATE Ø 44 - Halter ATE Ø 44 - Halter ATE Ø 60 - Halter ATE Ø 60 - Halter TRW Ø 41 - Halter TRW Ø 41 - Halter
			←	☐; 7H-A-200001→; +PR 2E4				
			←	☐; +PR 2E3				
			←	☐; +PR 2E3				
			→	☐; 7H-A-200001→				
			→	☐; 7H-A-200001→				
3.2 4motion	173	11/03→11/09	←	☐; 7H-A-200001→; +PR 2E4	2	11.9441-9933.2 11.9441-9934.2 11.9601-9721.2 11.9601-9722.2 24.3601-9947.5 24.3601-9948.5 11.9441-9949.2 11.9441-9950.2 24.3414-1711.5 24.3414-1711.5 24.3414-1711.5 24.3414-1712.5 24.3414-1712.5 24.3414-1712.5 24.3414-1712.5	220911 220912 220875 220876 240597 240598 220803 220804 240852 240852 240852 240853 240853 240853	ATE Ø 44 - Halter ATE Ø 44 - Halter ATE Ø 60 - Halter ATE Ø 60 - Halter ATE Ø 60 - Halter ATE Ø 60 - Halter ATE Ø 44 - Halter ATE Ø 44 - Halter TRW Ø 41 - Halter TRW Ø 41 - Halter TRW Ø 41 - Halter TRW Ø 41 - Halter TRW Ø 41 - Halter TRW Ø 41 - Halter TRW Ø 41 - Halter
			←	☐; 7H-A-200001→; +PR 2E4				
			←	☐; 07/04→; → 7H-A-050000; +PR 2E4				
			←	☐; 07/04→; → 7H-A-050000; +PR 2E4				
			←	☐; 07/04→; +PR 2E3				
			←	☐; 07/04→; +PR 2E3				
			→	☐; 07/04→; +PR 0WR; → 7H-8-027999				
			→	☐; 07/04→; +PR 0WR; → 7H-8-027999				
			→	☐; 7H-6-000001→; +PR 2E3,2E4; → 7H-A-050000				
			→	☐; 7H-8-028000→; +PR 0WR; → 7H-8-200000				
			→	☐; 7H-A-200001→				
			→	☐; 07/04→; +PR 0WL,0WN / 0WM,0WP,0WQ; → 7H-5-120000				
			→	☐; 07/04→; +PR 0WL,0WN / 0WM,0WP,0WQ; → 7H-5-120000				
			→	☐; 7H-6-000001→; +PR 2E3,2E4; → 7H-A-050000				
			→	☐; 7H-A-200001→				
→	☐; 7H-8-028000→; +PR 0WR; → 7H-8-200000							
<b>Halter, Bremssattel</b>								
1.9 TDI 1.9 TDI 1.9 TDI 1.9 TDI 2.0 2.0 BiFuel 2.5 TDI 2.5 TDI 2.5 TDI 4motion 2.5 TDI 4motion 2.5 TDI 4motion 3.2 V6 3.2 V6	62 63 75 77 85 85 96 128 96 128 128 170 173	01/06→11/09 04/03→11/09 06/06→11/09 04/03→11/09 11/03→08/15 05/11→08/15 04/03→11/09 04/03→11/09 07/04→11/09 07/04→11/09 07/04→11/09 04/03→06/04 02/04→11/09	←	→ 7H-A-050000; +PR 2E4	2	11.8170-0955.1 11.0230-0811.1	260109 260137	ATE ATE
			→	+PR 0WR; → 7H-8-027999				
			←	→ 7H-A-050000; +PR 2E4				
			←	→ 7H-A-050000; +PR 2E4				
			←	→ 7H-A-050000; +PR 2E4				
			←	→ 7H-A-050000; +PR 2E4				
			←	→ 7H-A-050000; +PR 2E4				
			←	→ 7H-A-050000; +PR 2E4				
			←	→ 7H-A-050000; +PR 2E4				
			←	→ 7H-A-050000; +PR 2E4				
2.0 BitDI 2.0 BitDI 4motion 2.0 TDI 2.0 TDI ↓	132 132 62 75	09/09→08/15 09/09→08/15 09/09→08/15 09/09→08/15	←	→ 7H-A-050000; +PR 2E4	2	11.8170-0955.1	260109	ATE




















	kW			 	! #			
<b>VW - TRANSPORTER T5 Kasten (7HA, 7HH, 7EA, 7EH) 04/03→08/15</b>								
<b>Halter, Bremssattel</b>								
2.0 TDI	103	09/09→08/15	←	→ 7H-A-050000; +PR 2E4		11.8170-0955.1	260109	ATE
2.0 TDI 4motion	103	09/09→08/15						
3.2 4motion	173	11/03→11/09	←	07/04→; → 7H-A-050000; +PR 2E4		11.8170-0955.1	260109	ATE
			→	07/04→; +PR 0WR; → 7H-8-027999	2	11.0230-0811.1	260137	ATE
<b>Feder, Bremssattel</b>								
1.9 TDI	62	01/06→11/09		7H-A-200001→; +PR 2E4	2	11.8116-0126.2	390608	ATE
1.9 TDI	63	04/03→11/09						
1.9 TDI	75	06/06→11/09		→ 7H-A-050000; +PR 2E4	2	11.8116-0237.1	390509	ATE
1.9 TDI	77	04/03→11/09				11.8116-0367.1	390600	ATE
2.0	85	11/03→08/15		+PR 2E3	2	11.8116-0237.1	390509	ATE
2.0 BiFuel	85	05/11→08/15						
2.5 TDI	96	04/03→11/09		+PR 0WR; → 7H-8-027999	2	11.8116-0310.1	390611	ATE
2.5 TDI	128	04/03→11/09						
2.5 TDI 4motion	96	07/04→11/09						
2.5 TDI 4motion	128	07/04→11/09						
3.2 V6	170	04/03→06/04						
3.2 V6	173	02/04→11/09						
2.0 BiTDI	132	09/09→08/15		7H-A-200001→; +PR 2E4	2	11.8116-0126.2	390608	ATE
2.0 BiTDI 4motion	132	09/09→08/15						
2.0 TDI	62	09/09→08/15		→ 7H-A-050000; +PR 2E4	2	11.8116-0237.1	390509	ATE
2.0 TDI	75	09/09→08/15				11.8116-0367.1	390600	ATE
2.0 TDI	103	09/09→08/15		+PR 2E3	2	11.8116-0237.1	390509	ATE
2.0 TDI 4motion	103	09/09→08/15						
2.0 TDI	84	05/11→08/15		+PR 2E4	2	11.8116-0126.2	390608	ATE
2.0 TSI	110	07/12→08/15						
2.0 TSI	150	05/11→08/15		+PR 2E3	2	11.8116-0237.1	390509	ATE
2.0 TSI 4motion	150	07/11→08/15						
2.0 TDI	100	05/10→08/15		7H-A-200001→; +PR 2E4	2	11.8116-0126.2	390608	ATE
2.0 TDI 4motion	100	05/10→08/15				11.8116-0237.1	390509	ATE
				+PR 2E3	2	11.8116-0237.1	390509	ATE
3.2 4motion	173	11/03→11/09		7H-A-200001→; +PR 2E4	2	11.8116-0126.2	390608	ATE
				07/04→; → 7H-A-050000; +PR 2E4	2	11.8116-0237.1	390509	ATE
						11.8116-0367.1	390600	ATE
				07/04→; +PR 2E3	2	11.8116-0237.1	390509	ATE
				07/04→; +PR 0WR; → 7H-8-027999	2	11.8116-0310.1	390611	ATE
<b>Führungshülzensatz, Bremssattel</b>								
1.9 TDI	62	01/06→11/09	←	+PR 2E3		11.0101-5706.2	260097	ATE
1.9 TDI	63	04/03→11/09						
1.9 TDI	75	06/06→11/09	←	→ 7H-A-050000; +PR 2E4		11.0101-5706.2	260097	ATE
1.9 TDI	77	04/03→11/09	←	7H-A-200001→; +PR 2E4		11.0101-7001.2	260139	ATE
2.0	85	11/03→08/15						
2.0 BiFuel	85	05/11→08/15	→	+PR 0WR; → 7H-8-027999		11.0101-5409.2	260035	ATE
2.5 TDI	96	04/03→11/09						
2.5 TDI	128	04/03→11/09						
2.5 TDI 4motion	96	07/04→11/09						
2.5 TDI 4motion	128	07/04→11/09						
3.2 V6	170	04/03→06/04						
3.2 V6	173	02/04→11/09						
2.0 BiTDI	132	09/09→08/15	←	+PR 2E3		11.0101-5706.2	260097	ATE
2.0 BiTDI 4motion	132	09/09→08/15						
2.0 TDI	62	09/09→08/15	←	→ 7H-A-050000; +PR 2E4		11.0101-5706.2	260097	ATE
2.0 TDI	75	09/09→08/15	←	7H-A-200001→; +PR 2E4		11.0101-7001.2	260139	ATE
2.0 TDI	103	09/09→08/15						
2.0 TDI 4motion	103	09/09→08/15						
2.0 TDI	84	05/11→08/15	←	+PR 2E3		11.0101-5706.2	260097	ATE
2.0 TSI	110	07/12→08/15						
2.0 TSI	150	05/11→08/15	←	+PR 2E4		11.0101-7001.2	260139	ATE
2.0 TSI 4motion	150	07/11→08/15						
2.0 TDI	100	05/10→08/15	←	+PR 2E3		11.0101-5706.2	260097	ATE
2.0 TDI 4motion	100	05/10→08/15	←	7H-A-200001→; +PR 2E4		11.0101-7001.2	260139	ATE
3.2 4motion	173	11/03→11/09	←	07/04→; → 7H-A-050000; +PR 2E4		11.0101-5706.2	260097	ATE
			←	07/04→; +PR 2E3		11.0101-5706.2	260097	ATE
			←	7H-A-200001→; +PR 2E4		11.0101-7001.2	260139	ATE
			→	07/04→; +PR 0WR; → 7H-8-027999		11.0101-5409.2	260035	ATE
<b>Führungsbolzen, Bremssattel</b>								
1.9 TDI	62	01/06→11/09		+PR 0WR; → 7H-8-027999		11.8171-0008.1	990049	ATE
1.9 TDI	63	04/03→11/09						
1.9 TDI	75	06/06→11/09		→ 7H-A-050000; +PR 2E4		11.8171-0067.1	250153	ATE
1.9 TDI	77	04/03→11/09		+PR 2E3		11.8171-0067.1	250153	ATE
2.0	85	11/03→08/15						
2.0 BiFuel	85	05/11→08/15		7H-A-200001→; +PR 2E4		11.8171-0096.1	250155	ATE
2.5 TDI	96	04/03→11/09						
2.5 TDI	128	04/03→11/09						








	kW					! #		
<b>VW - TRANSPORTER T5 Kasten (7HA, 7HH, 7EA, 7EH) 04/03→08/15</b>								
<b>Führungsbolzen, Bremsattel</b>								
2.5 TDI 4motion	96	07/04→11/09		+PR 0WR; → 7H-8-027999		11.8171-0008.1	990049	ATE
2.5 TDI 4motion	128	07/04→11/09		→ 7H-A-050000; +PR 2E4		11.8171-0067.1	250153	ATE
3.2 V6	170	04/03→06/04				11.8171-0067.1	250153	ATE
3.2 V6	173	02/04→11/09		+PR 2E3		11.8171-0067.1	250153	ATE
				7H-A-200001→; +PR 2E4		11.8171-0096.1	250155	ATE
2.0 BiTDI	132	09/09→08/15		→ 7H-A-050000; +PR 2E4		11.8171-0067.1	250153	ATE
2.0 BiTDI 4motion	132	09/09→08/15		+PR 2E3		11.8171-0067.1	250153	ATE
2.0 TDI	62	09/09→08/15				11.8171-0067.1	250153	ATE
2.0 TDI	75	09/09→08/15		7H-A-200001→; +PR 2E4		11.8171-0096.1	250155	ATE
2.0 TDI	103	09/09→08/15						
2.0 TDI 4motion	103	09/09→08/15						
2.0 TDI	84	05/11→08/15		+PR 2E3		11.8171-0067.1	250153	ATE
2.0 TSI	110	07/12→08/15						
2.0 TSI	150	05/11→08/15		+PR 2E4		11.8171-0096.1	250155	ATE
2.0 TSI 4motion	150	07/11→08/15						
2.0 TDI	100	05/10→08/15		+PR 2E3		11.8171-0067.1	250153	ATE
2.0 TDI 4motion	100	05/10→08/15						
				7H-A-200001→; +PR 2E4		11.8171-0096.1	250155	ATE
3.2 4motion	173	11/03→11/09		07/04→; +PR 0WR; → 7H-8-027999		11.8171-0008.1	990049	ATE
				07/04→; → 7H-A-050000; +PR 2E4		11.8171-0067.1	250153	ATE
				07/04→; +PR 2E3		11.8171-0067.1	250153	ATE
				7H-A-200001→; +PR 2E4		11.8171-0096.1	250155	ATE
<b>Dichtungssatz, Bremsattel</b>								
1.9 TDI	62	01/06→11/09	←	+PR 2E3		11.0441-6008.2	250038	ATE für Kolben-Ø [mm]: 60
1.9 TDI	63	04/03→11/09						
1.9 TDI	75	06/06→11/09	←	→ 7H-A-050000; +PR 2E4		11.0441-6008.2	250038	ATE für Kolben-Ø [mm]: 60
1.9 TDI	77	04/03→11/09						
2.0	85	11/03→08/15						
2.0 BiFuel	85	05/11→08/15						
2.0 BiTDI	132	09/09→08/15						
2.0 BiTDI 4motion	132	09/09→08/15						
2.0 TDI	62	09/09→08/15						
2.0 TDI	75	09/09→08/15						
2.0 TDI	103	09/09→08/15						
2.0 TDI 4motion	103	09/09→08/15						
2.5 TDI	96	04/03→11/09						
2.5 TDI	128	04/03→11/09						
2.5 TDI 4motion	96	07/04→11/09						
2.5 TDI 4motion	128	07/04→11/09						
3.2 V6	170	04/03→06/04						
3.2 V6	173	02/04→11/09						
2.0 TDI	84	05/11→08/15	←	+PR 2E3		11.0441-6008.2	250038	ATE für Kolben-Ø [mm]: 60
2.0 TDI	100	05/10→08/15						
2.0 TDI 4motion	100	05/10→08/15						
2.0 TSI	110	07/12→08/15						
2.0 TSI	150	05/11→08/15						
2.0 TSI 4motion	150	07/11→08/15						
3.2 4motion	173	11/03→11/09	←	07/04→; → 7H-A-050000; +PR 2E4		11.0441-6008.2	250038	ATE für Kolben-Ø [mm]: 60
			←	07/04→; +PR 2E3		11.0441-6008.2	250038	ATE für Kolben-Ø [mm]: 60
<b>Bremsschlauch</b>								
1.9 TDI	62	01/06→11/09	←	+PR 1BA,1BB,1BJ,1BV / 1MG,1MK,1ML,2MD / 2MF,2MG,2ML	2	24.5140-0514.3	331290	L= 520
1.9 TDI	63	04/03→11/09						
1.9 TDI	75	06/06→11/09	←	+PR 0WL,0WN,0WM,0WP / 0WQ	2	24.5140-0514.3	331290	L= 520
1.9 TDI	77	04/03→11/09						
2.0	85	11/03→08/15	←	+PR 0WR	2	83.6113-0552.3	330864	L= 552
2.0 BiFuel	85	05/11→08/15						
2.0 BiTDI	132	09/09→08/15	←	+PR 1BH,1BX,1MR,2MQ / 2MZ,2MU,2MT	2	83.6113-0552.3	330864	L= 552
2.0 BiTDI 4motion	132	09/09→08/15						
2.0 TDI	62	09/09→08/15	→	am Bremsattel; für Fahrzeuge mit Bremskraftregler	2	24.5140-0194.3	331383	L= 194
2.0 TDI	75	09/09→08/15						
2.0 TDI	100	05/10→08/15	→	+PR 0E1,0E2,0WL,0WN / 0WM,0WP,0WQ	2	24.5140-0194.3	331383	L= 194
2.0 TDI	103	09/09→08/15						
2.0 TDI 4motion	100	05/10→08/15	→	□ / am Bremsattel; +PR 0WR		24.5140-0240.3	330947	L= 240
2.0 TDI 4motion	103	09/09→08/15						
2.5 TDI	96	04/03→11/09	→	□ / am Bremsattel; für Fahrzeuge ohne Bremskraftregler		24.5140-0240.3	330947	L= 240
2.5 TDI	128	04/03→11/09						
2.5 TDI 4motion	96	07/04→11/09	→	□ / am Bremsattel; für Fahrzeuge ohne Bremskraftregler		24.5140-0241.3	330948	L= 240
2.5 TDI 4motion	128	07/04→11/09						
3.2 V6	170	04/03→06/04	→	□ / am Bremsattel; +PR 0WR		24.5140-0241.3	330948	L= 240
3.2 V6	173	02/04→11/09						
			→		2	24.5237-0250.3	330880	L= 250
			→	+PR 0WR	2	24.5237-0250.3	330880	L= 250
2.0 TDI	84	05/11→08/15	←	+PR 1BA,1BB,1BJ,1BV / 1MG,1MK,1ML,2MD / 2MF,2MG,2ML	2	24.5140-0514.3	331290	L= 520
2.0 TSI	110	07/12→08/15						
2.0 TSI	150	05/11→08/15	←	+PR 1BH,1BX,1MR,2MQ / 2MZ,2MU,2MT	2	83.6113-0552.3	330864	L= 552
2.0 TSI 4motion	150	07/11→08/15						

	kw					! #			
<b>VW - TRANSPORTER T5 Kasten (7HA, 7HH, 7EA, 7EH) 04/03→08/15</b>									
<b>Bremsschlauch</b>									
2.0 TDI	84	05/11→08/15	→			2	24.5140-0194.3	331383	L= 194
2.0 TSI	110	07/12→08/15	→						
2.0 TSI	150	05/11→08/15	→						
2.0 TSI 4motion	150	07/11→08/15	→						
3.2 4motion	173	11/03→11/09	←	07/04→; +PR 1BA,1BB,1BJ,1BV / 1MG,1MK,1ML,2MD / 2MF,2MG,2ML		2	24.5140-0514.3	331290	L= 520
			←	07/04→; +PR 0WL,0WN,0WM,0WP / 0WQ		2	24.5140-0514.3	331290	L= 520
			←	07/04→; +PR 1BH,1BX,1MR,2MQ / 2MZ,2MU,2MT		2	83.6113-0552.3	330864	L= 552
			←	07/04→; +PR 0WR		2	83.6113-0552.3	330864	L= 552
			→	am Bremssattel; 07/04→; für Fahrzeuge mit Bremskraftregler		2	24.5140-0194.3	331383	L= 194
			→	07/04→; +PR 0E1,0E2,0WL,0WN / 0WM,0WP,0WQ		2	24.5140-0194.3	331383	L= 194
			→	☐ / am Bremssattel; 07/04→; +PR 0WR			24.5140-0240.3	330947	L= 240
			→	☐ / am Bremssattel; 07/04→; für Fahrzeuge ohne Bremskraftregler			24.5140-0240.3	330947	L= 240
			→	☐ / am Bremssattel; 07/04→; für Fahrzeuge ohne Bremskraftregler			24.5140-0241.3	330948	L= 240
			→	☐ / am Bremssattel; 07/04→; +PR 0WR			24.5140-0241.3	330948	L= 240
			→	07/04→		2	24.5237-0250.3	330880	L= 250
			→	07/04→; +PR 0WR		2	24.5237-0250.3	330880	L= 250
<b>VW - TRANSPORTER T5 Pritsche/Fahrgestell (7JD, 7JE, 7JL, 7JY, 7JZ 04/03→08/15</b>									
<b>Bremssattel</b>									
1.9 TDI	62	01/06→11/09	←	☐; 7J-A-200001→; +PR 2E4			11.9441-9933.2	220911	ATE Ø 44 - Halter
1.9 TDI	63	04/03→11/09	←	☐; 7J-A-200001→; +PR 2E4			11.9441-9934.2	220912	ATE Ø 44 - Halter
1.9 TDI	75	06/06→11/09	←	☐; 7J-A-200001→; +PR 2E4			11.9441-9934.2	220912	ATE Ø 44 - Halter
1.9 TDI	77	04/03→11/09	←	☐; → 7J-A-010000; +PR 2E4			11.9601-9721.2	220875	ATE Ø 60 - Halter
2.0	85	11/03→05/13	←	☐; → 7J-A-010000; +PR 2E4			11.9601-9722.2	220876	ATE Ø 60 - Halter
2.5 TDI	96	04/03→11/09	←	☐; → 7J-A-010000; +PR 2E4			11.9601-9722.2	220876	ATE Ø 60 - Halter
2.5 TDI	128	04/03→11/09	←	☐; +PR 2E3			24.3601-9947.5	240597	ATE Ø 60 - Halter
2.5 TDI 4motion	96	07/04→11/09	←	☐; +PR 2E3			24.3601-9948.5	240598	ATE Ø 60 - Halter
3.2 V6	170	02/04→11/09	←	☐; +PR 2E3			24.3601-9948.5	240598	ATE Ø 60 - Halter
3.2 V6	173	08/03→05/06	→	☐; → 7J-8-000788; +PR 0WR,0E0,0E9			11.9441-9949.2	220803	ATE Ø 44 - Halter
			→	☐; → 7J-8-000788; +PR 0WR,0E0,0E9			11.9441-9950.2	220804	ATE Ø 44 - Halter
			→	☐; → 7J-A-010000; +PR 2E3,2E4			24.3414-1711.5	240852	TRW Ø 41 - Halter
			→	☐; 7J-8-000789→ 7J-8-030000; +PR 0WR,0E0,0E9			24.3414-1711.5	240852	TRW Ø 41 - Halter
			→	☐; 7J-A-200001→			24.3414-1711.5	240852	TRW Ø 41 - Halter
			→	☐; 7J-8-000789→ 7J-8-030000; +PR 0WR,0E0,0E9			24.3414-1712.5	240853	TRW Ø 41 - Halter
			→	☐; 7J-A-200001→			24.3414-1712.5	240853	TRW Ø 41 - Halter
			→	☐; → 7J-A-010000; +PR 2E3,2E4			24.3414-1712.5	240853	TRW Ø 41 - Halter
2.0 BiTDI	132	09/09→08/15	←	☐; 7J-A-200001→; +PR 2E4			11.9441-9933.2	220911	ATE Ø 44 - Halter
2.0 BiTDI 4motion	132	09/09→08/15	←	☐; 7J-A-200001→; +PR 2E4			11.9441-9934.2	220912	ATE Ø 44 - Halter
2.0 TDI	62	09/09→08/15	←	☐; 7J-A-200001→; +PR 2E4			11.9441-9934.2	220912	ATE Ø 44 - Halter
2.0 TDI	75	09/09→08/15	←	☐; → 7J-A-010000; +PR 2E4			11.9601-9721.2	220875	ATE Ø 60 - Halter
2.0 TDI	103	09/09→08/15	←	☐; → 7J-A-010000; +PR 2E4			11.9601-9722.2	220876	ATE Ø 60 - Halter
2.0 TDI 4motion	103	09/09→08/15	←	☐; → 7J-A-010000; +PR 2E4			11.9601-9722.2	220876	ATE Ø 60 - Halter
			←	☐; +PR 2E3			24.3601-9947.5	240597	ATE Ø 60 - Halter
			←	☐; +PR 2E3			24.3601-9948.5	240598	ATE Ø 60 - Halter
			→	☐; 7J-A-200001→			24.3414-1711.5	240852	TRW Ø 41 - Halter
			→	☐; → 7J-A-010000; +PR 2E3,2E4			24.3414-1711.5	240852	TRW Ø 41 - Halter
			→	☐; 7J-A-200001→			24.3414-1712.5	240853	TRW Ø 41 - Halter
			→	☐; → 7J-A-010000; +PR 2E3,2E4			24.3414-1712.5	240853	TRW Ø 41 - Halter
2.0 TDI	84	05/11→08/15	←	☐; +PR 2E4			11.9441-9933.2	220911	ATE Ø 44 - Halter
2.0 TDI	100	05/10→08/15	←	☐; +PR 2E4			11.9441-9934.2	220912	ATE Ø 44 - Halter
2.0 TDI 4motion	100	05/10→08/15	←	☐; +PR 2E4			11.9441-9934.2	220912	ATE Ø 44 - Halter
2.0 TSI	110	07/12→08/15	←	☐; +PR 2E3			24.3601-9947.5	240597	ATE Ø 60 - Halter
			←	☐; +PR 2E3			24.3601-9948.5	240598	ATE Ø 60 - Halter
			→	☐			24.3414-1711.5	240852	TRW Ø 41 - Halter
			→	☐			24.3414-1712.5	240853	TRW Ø 41 - Halter











	kw			 	! #			
<b>VW - TRANSPORTER T5 Pritsche/Fahrgestell (7JD, 7JE, 7JL, 7JY, 7JZ 04/03→08/15)</b>								
<b> Bremssattel</b>								
2.5 TDI 4motion	128	04/04→11/09	←	☐; 7J-A-200001→; +PR 2E4		11.9441-9933.2	220911	ATE Ø 44 - Halter
			←	☐; 7J-A-200001→; +PR 2E4		11.9441-9934.2	220912	ATE Ø 44 - Halter
			←	☐; 07/04→; → 7J-A-010000; +PR 2E4		11.9601-9721.2	220875	ATE Ø 60 - Halter
			←	☐; 07/04→; → 7J-A-010000; +PR 2E4		11.9601-9722.2	220876	ATE Ø 60 - Halter
			←	☐; 07/04→; +PR 2E3		24.3601-9947.5	240597	ATE Ø 60 - Halter
			←	☐; 07/04→; +PR 2E3		24.3601-9948.5	240598	ATE Ø 60 - Halter
			→	☐; 07/04→; → 7J-8-000788; +PR 0WR,0E0,0E9		11.9441-9949.2	220803	ATE Ø 44 - Halter
			→	☐; 07/04→; → 7J-8-000788; +PR 0WR,0E0,0E9		11.9441-9950.2	220804	ATE Ø 44 - Halter
			→	☐; 7J-8-000789→ 7J-8-030000; +PR 0WR,0E0,0E9		24.3414-1711.5	240852	TRW Ø 41 - Halter
			→	☐; 7J-A-200001→		24.3414-1711.5	240852	TRW Ø 41 - Halter
			→	☐; 07/04→; → 7J-A-010000; +PR 2E3,2E4		24.3414-1711.5	240852	TRW Ø 41 - Halter
			→	☐; 7J-8-000789→ 7J-8-030000; +PR 0WR,0E0,0E9		24.3414-1712.5	240853	TRW Ø 41 - Halter
			→	☐; 7J-A-200001→		24.3414-1712.5	240853	TRW Ø 41 - Halter
			→	☐; 07/04→; → 7J-A-010000; +PR 2E3,2E4		24.3414-1712.5	240853	TRW Ø 41 - Halter
3.2 4motion	170	11/03→11/09	←	☐; 7H-A-200001→; +PR 2E4		11.9441-9933.2	220911	ATE Ø 44 - Halter
			←	☐; 7H-A-200001→; +PR 2E4		11.9441-9934.2	220912	ATE Ø 44 - Halter
			←	☐; 07/04→; → 7H-A-050000; +PR 2E4		11.9601-9721.2	220875	ATE Ø 60 - Halter
			←	☐; 07/04→; → 7H-A-050000; +PR 2E4		11.9601-9722.2	220876	ATE Ø 60 - Halter
			←	☐; 07/04→; +PR 2E3		24.3601-9947.5	240597	ATE Ø 60 - Halter
			←	☐; 07/04→; +PR 2E3		24.3601-9948.5	240598	ATE Ø 60 - Halter
			→	☐; 07/04→; +PR 0WR; → 7H-8-027999		11.9441-9949.2	220803	ATE Ø 44 - Halter
			→	☐; 07/04→; +PR 0WR; → 7H-8-027999		11.9441-9950.2	220804	ATE Ø 44 - Halter
			→	☐; 7H-6-000001→; +PR 2E3,2E4; → 7H-A-050000		24.3414-1711.5	240852	TRW Ø 41 - Halter
			→	☐; 7H-8-028000→; +PR 0WR; → 7H-8-200000		24.3414-1711.5	240852	TRW Ø 41 - Halter
			→	☐; 7H-A-200001→		24.3414-1711.5	240852	TRW Ø 41 - Halter
			→	☐; 07/04→; +PR 0WL,0WN / 0WM,0WP,0WQ; → 7H-5-120000		24.3414-1711.5	240852	TRW Ø 41 - Halter
			→	☐; 07/04→; +PR 0WL,0WN / 0WM,0WP,0WQ; → 7H-5-120000		24.3414-1712.5	240853	TRW Ø 41 - Halter
			→	☐; 7H-6-000001→; +PR 2E3,2E4; → 7H-A-050000		24.3414-1712.5	240853	TRW Ø 41 - Halter
			→	☐; 7H-A-200001→		24.3414-1712.5	240853	TRW Ø 41 - Halter
			→	☐; 7H-8-028000→; +PR 0WR; → 7H-8-200000		24.3414-1712.5	240853	TRW Ø 41 - Halter
<b>Halter, Bremssattel</b>								
1.9 TDI	62	01/06→11/09	←	→ 7J-A-010000; +PR 2E4		11.8170-0955.1	260109	ATE
1.9 TDI	63	04/03→11/09						
1.9 TDI	75	06/06→11/09	→	→ 7J-8-000788; +PR 0WR,0E0,0E9	2	11.0230-0811.1	260137	ATE
1.9 TDI	77	04/03→11/09						
2.0	85	11/03→05/13						
2.5 TDI	96	04/03→11/09						
2.5 TDI	128	04/03→11/09						
2.5 TDI 4motion	96	07/04→11/09						
3.2 V6	170	02/04→11/09						
3.2 V6	173	08/03→05/06						
2.0 BiTDI	132	09/09→08/15	←	→ 7J-A-010000; +PR 2E4		11.8170-0955.1	260109	ATE
2.0 BiTDI 4motion	132	09/09→08/15						
2.0 TDI	62	09/09→08/15						
2.0 TDI	75	09/09→08/15						
2.0 TDI	103	09/09→08/15						
2.0 TDI 4motion	103	09/09→08/15						
2.5 TDI 4motion	128	04/04→11/09	←	07/04→; → 7J-A-010000; +PR 2E4		11.8170-0955.1	260109	ATE
			→	07/04→; → 7J-8-000788; +PR 0WR,0E0,0E9	2	11.0230-0811.1	260137	ATE
3.2 4motion	170	11/03→11/09	←	07/04→; → 7H-A-050000; +PR 2E4		11.8170-0955.1	260109	ATE
			→	07/04→; +PR 0WR; → 7H-8-027999	2	11.0230-0811.1	260137	ATE
↓								






















	kw			 	! #		
<b>VW - TRANSPORTER T5 Pritsche/Fahrgestell (7JD, 7JE, 7JL, 7JY, 7JZ 04/03→08/15)</b>							
<b>Feder, Bremssattel</b>							
1.9 TDI	62	01/06→11/09		7J-A-200001→; +PR 2E4	2	11.8116-0126.2 390608	ATE
1.9 TDI	63	04/03→11/09		→ 7J-A-010000; +PR 2E4	2	11.8116-0237.1 390509	ATE
1.9 TDI	75	06/06→11/09				11.8116-0367.1 390600	ATE
1.9 TDI	77	04/03→11/09				11.8116-0367.1 390600	ATE
2.0	85	11/03→05/13		+PR 2E3	2	11.8116-0237.1 390509	ATE
2.5 TDI	96	04/03→11/09				11.8116-0310.1 390611	ATE
2.5 TDI	128	04/03→11/09		→ 7J-8-000788; +PR 0WR,0E0,0E9	2	11.8116-0310.1 390611	ATE
2.5 TDI 4motion	96	07/04→11/09					
3.2 V6	170	02/04→11/09					
3.2 V6	173	08/03→05/06					
2.0 BiTDI	132	09/09→08/15		7J-A-200001→; +PR 2E4	2	11.8116-0126.2 390608	ATE
2.0 BiTDI 4motion	132	09/09→08/15				11.8116-0237.1 390509	ATE
2.0 TDI	62	09/09→08/15		→ 7J-A-010000; +PR 2E4	2	11.8116-0237.1 390509	ATE
2.0 TDI	75	09/09→08/15				11.8116-0367.1 390600	ATE
2.0 TDI	103	09/09→08/15				11.8116-0367.1 390600	ATE
2.0 TDI 4motion	103	09/09→08/15		+PR 2E3	2	11.8116-0237.1 390509	ATE
2.0 TDI	84	05/11→08/15		+PR 2E4	2	11.8116-0126.2 390608	ATE
2.0 TDI	100	05/10→08/15				11.8116-0237.1 390509	ATE
2.0 TDI 4motion	100	05/10→08/15		+PR 2E3	2	11.8116-0237.1 390509	ATE
2.0 TSI	110	07/12→08/15					
2.5 TDI 4motion	128	04/04→11/09		7J-A-200001→; +PR 2E4	2	11.8116-0126.2 390608	ATE
				07/04→; → 7J-A-010000; +PR 2E4	2	11.8116-0237.1 390509	ATE
						11.8116-0367.1 390600	ATE
				07/04→; +PR 2E3	2	11.8116-0237.1 390509	ATE
				07/04→; → 7J-8-000788; +PR 0WR,0E0,0E9	2	11.8116-0310.1 390611	ATE
3.2 4motion	170	11/03→11/09		7H-A-200001→; +PR 2E4	2	11.8116-0126.2 390608	ATE
				07/04→; → 7H-A-050000; +PR 2E4	2	11.8116-0237.1 390509	ATE
						11.8116-0367.1 390600	ATE
				07/04→; +PR 2E3	2	11.8116-0237.1 390509	ATE
				07/04→; +PR 0WR; → 7H-8-027999	2	11.8116-0310.1 390611	ATE
<b>Führungshülzensatz, Bremssattel</b>							
1.9 TDI	62	01/06→11/09	←	→ 7J-A-010000; +PR 2E4		11.0101-5706.2 260097	ATE
1.9 TDI	63	04/03→11/09	←			11.0101-5706.2 260097	ATE
1.9 TDI	75	06/06→11/09	←	+PR 2E3		11.0101-5706.2 260097	ATE
1.9 TDI	77	04/03→11/09	←	7J-A-200001→; +PR 2E4		11.0101-7001.2 260139	ATE
2.0	85	11/03→05/13				11.0101-7001.2 260139	ATE
2.5 TDI	96	04/03→11/09	→	→ 7J-8-000788; +PR 0WR,0E0,0E9		11.0101-5409.2 260035	ATE
2.5 TDI	128	04/03→11/09				11.0101-5409.2 260035	ATE
2.5 TDI 4motion	96	07/04→11/09					
3.2 V6	170	02/04→11/09					
3.2 V6	173	08/03→05/06					
2.0 BiTDI	132	09/09→08/15	←	→ 7J-A-010000; +PR 2E4		11.0101-5706.2 260097	ATE
2.0 BiTDI 4motion	132	09/09→08/15	←			11.0101-5706.2 260097	ATE
2.0 TDI	62	09/09→08/15	←	+PR 2E3		11.0101-5706.2 260097	ATE
2.0 TDI	75	09/09→08/15	←	7J-A-200001→; +PR 2E4		11.0101-7001.2 260139	ATE
2.0 TDI	103	09/09→08/15	←			11.0101-7001.2 260139	ATE
2.0 TDI 4motion	103	09/09→08/15	←			11.0101-7001.2 260139	ATE
2.0 TDI	84	05/11→08/15	←	+PR 2E3		11.0101-5706.2 260097	ATE
2.0 TDI	100	05/10→08/15	←			11.0101-5706.2 260097	ATE
2.0 TDI 4motion	100	05/10→08/15	←	+PR 2E4		11.0101-7001.2 260139	ATE
2.0 TSI	110	07/12→08/15					
2.5 TDI 4motion	128	04/04→11/09	←	07/04→; → 7J-A-010000; +PR 2E4		11.0101-5706.2 260097	ATE
			←	07/04→; +PR 2E3		11.0101-5706.2 260097	ATE
			←	7J-A-200001→; +PR 2E4		11.0101-7001.2 260139	ATE
			→	07/04→; → 7J-8-000788; +PR 0WR,0E0,0E9		11.0101-5409.2 260035	ATE
3.2 4motion	170	11/03→11/09	←	07/04→; → 7H-A-050000; +PR 2E4		11.0101-5706.2 260097	ATE
			←	07/04→; +PR 2E3		11.0101-5706.2 260097	ATE
			←	7H-A-200001→; +PR 2E4		11.0101-7001.2 260139	ATE
			→	07/04→; +PR 0WR; → 7H-8-027999		11.0101-5409.2 260035	ATE
<b>Führungsbolzen, Bremssattel</b>							
1.9 TDI	62	01/06→11/09		→ 7J-8-000788; +PR 0WR,0E0,0E9		11.8171-0008.1 990049	ATE
1.9 TDI	63	04/03→11/09				11.8171-0067.1 250153	ATE
1.9 TDI	75	06/06→11/09		→ 7J-A-010000; +PR 2E4		11.8171-0067.1 250153	ATE
1.9 TDI	77	04/03→11/09		+PR 2E3		11.8171-0067.1 250153	ATE
2.0	85	11/03→05/13				11.8171-0096.1 250155	ATE
2.5 TDI	96	04/03→11/09		7J-A-200001→; +PR 2E4		11.8171-0096.1 250155	ATE
2.5 TDI	128	04/03→11/09					
2.5 TDI 4motion	96	07/04→11/09					
3.2 V6	170	02/04→11/09					
3.2 V6	173	08/03→05/06					
↓							



	kw			 	! #		
<b>VW - TRANSPORTER T5 Pritsche/Fahrgestell (7JD, 7JE, 7JL, 7JY, 7JZ 04/03→08/15)</b>							
<b>Führungsbolzen, Bremsattel</b>							
2.0 BiTDI	132	09/09→08/15		→ 7J-A-010000; +PR 2E4		11.8171-0067.1 250153	ATE
2.0 BiTDI 4motion	132	09/09→08/15		+PR 2E3		11.8171-0067.1 250153	ATE
2.0 TDI	62	09/09→08/15					
2.0 TDI	75	09/09→08/15		7J-A-200001→; +PR 2E4		11.8171-0096.1 250155	ATE
2.0 TDI	103	09/09→08/15					
2.0 TDI 4motion	103	09/09→08/15					
2.0 TDI	84	05/11→08/15		+PR 2E3		11.8171-0067.1 250153	ATE
2.0 TDI	100	05/10→08/15					
2.0 TDI 4motion	100	05/10→08/15		+PR 2E4		11.8171-0096.1 250155	ATE
2.0 TSI	110	07/12→08/15					
2.5 TDI 4motion	128	04/04→11/09		07/04→; → 7J-8-000788; +PR 0WR,0E0,0E9		11.8171-0008.1 990049	ATE
				07/04→; → 7J-A-010000; +PR 2E4		11.8171-0067.1 250153	ATE
				07/04→; +PR 2E3		11.8171-0067.1 250153	ATE
				7J-A-200001→; +PR 2E4		11.8171-0096.1 250155	ATE
3.2 4motion	170	11/03→11/09		07/04→; +PR 0WR; → 7H-8-027999		11.8171-0008.1 990049	ATE
				07/04→; → 7H-A-050000; +PR 2E4		11.8171-0067.1 250153	ATE
				07/04→; +PR 2E3		11.8171-0067.1 250153	ATE
				7H-A-200001→; +PR 2E4		11.8171-0096.1 250155	ATE
<b>Dichtungssatz, Bremsattel</b>							
1.9 TDI	62	01/06→11/09	←	→ 7J-A-010000; +PR 2E4		11.0441-6008.2 250038	ATE für Kolben-Ø [mm]: 60
1.9 TDI	63	04/03→11/09					
1.9 TDI	75	06/06→11/09	←	+PR 2E3		11.0441-6008.2 250038	ATE für Kolben-Ø [mm]: 60
1.9 TDI	77	04/03→11/09					
2.0	85	11/03→05/13					
2.0 BiTDI	132	09/09→08/15					
2.0 BiTDI 4motion	132	09/09→08/15					
2.0 TDI	62	09/09→08/15					
2.0 TDI	75	09/09→08/15					
2.0 TDI	103	09/09→08/15					
2.0 TDI 4motion	103	09/09→08/15					
2.5 TDI	96	04/03→11/09					
2.5 TDI	128	04/03→11/09					
2.5 TDI 4motion	96	07/04→11/09					
3.2 V6	170	02/04→11/09					
3.2 V6	173	08/03→05/06					
2.0 TDI	84	05/11→08/15	←	+PR 2E3		11.0441-6008.2 250038	ATE für Kolben-Ø [mm]: 60
2.0 TDI	100	05/10→08/15					
2.0 TDI 4motion	100	05/10→08/15					
2.0 TSI	110	07/12→08/15					
2.5 TDI 4motion	128	04/04→11/09	←	07/04→; → 7J-A-010000; +PR 2E4		11.0441-6008.2 250038	ATE für Kolben-Ø [mm]: 60
			←	07/04→; +PR 2E3		11.0441-6008.2 250038	ATE für Kolben-Ø [mm]: 60
3.2 4motion	170	11/03→11/09	←	07/04→; → 7H-A-050000; +PR 2E4		11.0441-6008.2 250038	ATE für Kolben-Ø [mm]: 60
			←	07/04→; +PR 2E3		11.0441-6008.2 250038	ATE für Kolben-Ø [mm]: 60
<b>Bremsschlauch</b>							
1.9 TDI	62	01/06→11/09	←	+PR 1BA,1BB,1BJ,1BV / 1MG,1MK,1ML,2MD / 2MF,2MG,2ML	2	24.5140-0514.3 331290	L= 520
1.9 TDI	63	04/03→11/09					
1.9 TDI	75	06/06→11/09	←	+PR 0WL,0WN,0WM,0WP / 0WQ	2	24.5140-0514.3 331290	L= 520
1.9 TDI	77	04/03→11/09					
2.0	85	11/03→05/13	←	+PR 0WR	2	83.6113-0552.3 330864	L= 552
2.0 BiTDI	132	09/09→08/15					
2.0 BiTDI 4motion	132	09/09→08/15	←	+PR 1BH,1BX,1MR,2MQ / 2MZ,2MU,2MT	2	83.6113-0552.3 330864	L= 552
2.0 TDI	62	09/09→08/15					
2.0 TDI	75	09/09→08/15	→	am Bremsattel; für Fahrzeuge mit Bremskraftregler	2	24.5140-0194.3 331383	L= 194
2.0 TDI	100	05/10→08/15					
2.0 TDI	103	09/09→08/15	→	+PR 0E1,0E2,0WL,0WN / 0WM,0WP,0WQ	2	24.5140-0194.3 331383	L= 194
2.0 TDI 4motion	100	05/10→08/15					
2.0 TDI 4motion	103	09/09→08/15	→	□ / am Bremsattel; +PR 0WR		24.5140-0240.3 330947	L= 240
2.5 TDI	96	04/03→11/09	→	□ / am Bremsattel;		24.5140-0240.3 330947	L= 240
2.5 TDI	128	04/03→11/09	→	für Fahrzeuge ohne Bremskraftregler			
2.5 TDI 4motion	96	07/04→11/09	→	□ / am Bremsattel;		24.5140-0241.3 330948	L= 240
3.2 V6	170	02/04→11/09	→	für Fahrzeuge ohne Bremskraftregler			
3.2 V6	173	08/03→05/06	→	□ / am Bremsattel; +PR 0WR		24.5140-0241.3 330948	L= 240
			→		2	24.5237-0250.3 330880	L= 250
			→	+PR 0WR	2	24.5237-0250.3 330880	L= 250
2.0 TDI	84	05/11→08/15	←	+PR 1BA,1BB,1BJ,1BV / 1MG,1MK,1ML,2MD / 2MF,2MG,2ML	2	24.5140-0514.3 331290	L= 520
2.0 TSI	110	07/12→08/15					
			←	+PR 0WL,0WN,0WM,0WP / 0WQ	2	24.5140-0514.3 331290	L= 520
			←	+PR 1BH,1BX,1MR,2MQ / 2MZ,2MU,2MT	2	83.6113-0552.3 330864	L= 552
			←	+PR 0WR	2	83.6113-0552.3 330864	L= 552



	kw					! #		
<b>VW - TRANSPORTER T5 Pritsche/Fahrgestell (7JD, 7JE, 7JL, 7JY, 7JZ 04/03→08/15)</b>								
 <b>Bremsschlauch</b>								
2.0 TDI 2.0 TSI	84 110	05/11→08/15 07/12→08/15	➔	am Bremssattel; für Fahrzeuge mit Bremskraftregler	2	24.5140-0194.3	331383	L= 194
			➔		2	24.5140-0194.3	331383	L= 194
			➔	☐ / am Bremssattel; +PR 0WR		24.5237-0250.3	330880	L= 250
			➔	☐ / am Bremssattel; für Fahrzeuge ohne Bremskraftregler		24.5140-0240.3	330947	L= 240
			➔	☐ / am Bremssattel; +PR 0WR		24.5140-0240.3	330947	L= 240
			➔	☐ / am Bremssattel; für Fahrzeuge ohne Bremskraftregler		24.5140-0241.3	330948	L= 240
			➔	☐ / am Bremssattel; +PR 0WR		24.5140-0241.3	330948	L= 240
			➔	☐ / am Bremssattel; für Fahrzeuge ohne Bremskraftregler		24.5140-0241.3	330948	L= 240
			➔	+PR 0WR	2	24.5237-0250.3	330880	L= 250
2.5 TDI 4motion 3.2 4motion	128 170	04/04→11/09 11/03→11/09	➔	07/04→; +PR 1BA,1BB,1BJ,1BV / 1MG,1MK,1ML,2MD / 2MF,2MG,2ML	2	24.5140-0514.3	331290	L= 520
			➔	07/04→; +PR 0WL,0WN,0WM,0WP / 0WQ	2	24.5140-0514.3	331290	L= 520
			➔	07/04→; +PR 1BH,1BX,1MR,2MQ / 2MZ,2MU,2MT	2	83.6113-0552.3	330864	L= 552
			➔	07/04→; +PR 0WR	2	83.6113-0552.3	330864	L= 552
			➔	am Bremssattel; 07/04→; für Fahrzeuge mit Bremskraftregler	2	24.5140-0194.3	331383	L= 194
			➔	07/04→; +PR 0E1,0E2,0WL,0WN / 0WM,0WP,0WQ	2	24.5140-0194.3	331383	L= 194
			➔	☐ / am Bremssattel; 07/04→; +PR 0WR		24.5140-0240.3	330947	L= 240
			➔	☐ / am Bremssattel; 07/04→; für Fahrzeuge ohne Bremskraftregler		24.5140-0240.3	330947	L= 240
			➔	☐ / am Bremssattel; 07/04→; für Fahrzeuge ohne Bremskraftregler		24.5140-0241.3	330948	L= 240
			➔	☐ / am Bremssattel; 07/04→; +PR 0WR		24.5140-0241.3	330948	L= 240
			➔	07/04→	2	24.5237-0250.3	330880	L= 250
			➔	07/04→; +PR 0WR	2	24.5237-0250.3	330880	L= 250
<b>VW - TRANSPORTER T6 Bus (SGB, SGG, SGJ) 04/15→</b>								
 <b>Bremssattel</b>								
2.0 TDI	62	04/15→	➔	☐; passend für Felgengröße [Zoll]: 17		11.9441-9933.2	220911	ATE Ø 44 - Halter
2.0 TDI	75	04/15→	➔	☐; passend für Felgengröße [Zoll]: 17		11.9441-9934.2	220912	ATE Ø 44 - Halter
2.0 TDI	84	05/16→	➔	☐; passend für Felgengröße [Zoll]: 17		11.9441-9934.2	220912	ATE Ø 44 - Halter
2.0 TDI	103	04/15→	➔	☐; passend für Felgengröße [Zoll]: 16		24.3601-9947.5	240597	ATE Ø 60 - Halter
2.0 TDI	110	04/15→	➔	☐; passend für Felgengröße [Zoll]: 16		24.3601-9947.5	240597	ATE Ø 60 - Halter
2.0 TDI	132	04/15→	➔	☐; passend für Felgengröße [Zoll]: 16		24.3601-9948.5	240598	ATE Ø 60 - Halter
2.0 TDI	150	06/15→	➔	☐		24.3414-1711.5	240852	TRW Ø 41 - Halter
2.0 TDI 4motion	103	06/15→	➔	☐		24.3414-1711.5	240852	TRW Ø 41 - Halter
2.0 TDI 4motion	110	08/15→	➔	☐		24.3414-1712.5	240853	TRW Ø 41 - Halter
2.0 TDI 4motion	132	06/15→	➔					
2.0 TDI 4motion	150	06/15→	➔					
2.0 TDI	110	04/15→	➔					
2.0 TSI	150	04/15→	➔					
2.0 TSI 4motion	150	06/15→	➔					
<b>Feder, Bremssattel</b>								
2.0 TDI	62	04/15→	➔	passend für Felgengröße [Zoll]: 17	2	11.8116-0126.2	390608	ATE
2.0 TDI	75	04/15→	➔	passend für Felgengröße [Zoll]: 16	2	11.8116-0237.1	390509	ATE
2.0 TDI	84	05/16→	➔	passend für Felgengröße [Zoll]: 16	2	11.8116-0237.1	390509	ATE
2.0 TDI	103	04/15→	➔					
2.0 TDI	110	04/15→	➔					
2.0 TDI	132	04/15→	➔					
2.0 TDI	150	06/15→	➔					
2.0 TDI 4motion	103	06/15→	➔					
2.0 TDI 4motion	110	08/15→	➔					
2.0 TDI 4motion	132	06/15→	➔					
2.0 TDI 4motion	150	06/15→	➔					
2.0 TSI	110	04/15→	➔					
2.0 TSI	150	04/15→	➔					
2.0 TSI 4motion	150	06/15→	➔					
 <b>Bremsschlauch</b>								
2.0 TDI	62	04/15→	➔	verstärkte Dämpfung; +PR 1BA,1BB,1BC,1BJ / 1BL,1BV,2MD,2MF / 2MG,2MH,2MK,2ML	2	24.5140-0514.3	331290	L= 520
2.0 TDI	75	04/15→	➔					
2.0 TDI	84	05/16→	➔					
2.0 TDI	103	04/15→	➔					
2.0 TDI	110	04/15→	➔					
↓								

	kW				! #		
<b>VW - TRANSPORTER T6 Bus (SGB, SGG, SGJ) 04/15→</b>							
 <b>Bremsschlauch</b>							
2.0 TDI	132	04/15→	←	normale Dämpfung; +PR 1BH,1BX,2MQ,2MR / 2MT,2MU	2	83.6113-0552.3 330864	L= 552
2.0 TDI	150	06/15→					
2.0 TDI 4motion	103	06/15→	→		2	24.5237-0250.3 330880	L= 250
2.0 TDI 4motion	110	08/15→					
2.0 TDI 4motion	132	06/15→					
2.0 TDI 4motion	150	06/15→					
2.0 TSI	110	04/15→					
2.0 TSI	150	04/15→					
2.0 TSI 4motion	150	06/15→					
<b>VW - TRANSPORTER T6 Kasten (SGA, SGH) 04/15→</b>							
 <b>Bremssattel</b>							
2.0 TDI	62	04/15→	←	 ; passend für Felgengröße [Zoll]: 17	2	11.9441-9933.2 220911	ATE Ø 44 - Halter
2.0 TDI	75	04/15→	←	 ; passend für Felgengröße [Zoll]: 17	2	11.9441-9934.2 220912	ATE Ø 44 - Halter
2.0 TDI	84	05/16→					
2.0 TDI	103	04/15→	←	 ; passend für Felgengröße [Zoll]: 16	2	24.3601-9947.5 240597	ATE Ø 60 - Halter
2.0 TDI	110	04/15→					
2.0 TDI	132	04/15→	←	 ; passend für Felgengröße [Zoll]: 16	2	24.3601-9948.5 240598	ATE Ø 60 - Halter
2.0 TDI	150	06/15→					
2.0 TDI 4motion	103	06/15→	→		2	24.3414-1711.5 240852	TRW Ø 41 - Halter
2.0 TDI 4motion	110	08/15→	→		2	24.3414-1712.5 240853	TRW Ø 41 - Halter
2.0 TDI 4motion	132	06/15→					
2.0 TDI 4motion	150	06/15→					
2.0 TSI	110	04/15→					
2.0 TSI	150	04/15→					
2.0 TSI 4motion	150	06/15→					
<b>Feder, Bremssattel</b>							
2.0 TDI	62	04/15→		passend für Felgengröße [Zoll]: 17	2	11.8116-0126.2 390608	ATE
2.0 TDI	75	04/15→					
2.0 TDI	84	05/16→		passend für Felgengröße [Zoll]: 16	2	11.8116-0237.1 390509	ATE
2.0 TDI	103	04/15→					
2.0 TDI	110	04/15→					
2.0 TDI	132	04/15→					
2.0 TDI	150	06/15→					
2.0 TDI 4motion	103	06/15→					
2.0 TDI 4motion	110	08/15→					
2.0 TDI 4motion	132	06/15→					
2.0 TDI 4motion	150	06/15→					
2.0 TSI	110	04/15→					
2.0 TSI	150	04/15→					
2.0 TSI 4motion	150	06/15→					
<b>Bremsschlauch</b>							
2.0 TDI	62	04/15→	←	verstärkte Dämpfung; +PR 1BA,1BB,1BC,1BJ / 1BL,1BV,2MD,2MF / 2MG,2MH,2MK,2ML	2	24.5140-0514.3 331290	L= 520
2.0 TDI	75	04/15→					
2.0 TDI	84	05/16→					
2.0 TDI	103	04/15→	←	normale Dämpfung; +PR 1BH,1BX,2MQ,2MR / 2MT,2MU	2	83.6113-0552.3 330864	L= 552
2.0 TDI	110	04/15→					
2.0 TDI	132	04/15→					
2.0 TDI	150	06/15→	→		2	24.5237-0250.3 330880	L= 250
2.0 TDI 4motion	103	06/15→					
2.0 TDI 4motion	110	08/15→					
2.0 TDI 4motion	132	06/15→					
2.0 TDI 4motion	150	06/15→					
2.0 TSI	110	04/15→					
2.0 TSI	150	04/15→					
2.0 TSI 4motion	150	06/15→					
<b>VW - TRANSPORTER T6 Pritsche/Fahrgestell (SFD, SFE, SFL, SFZ) 04/15→</b>							
 <b>Bremssattel</b>							
2.0 TDI	62	04/15→	←	 ; passend für Felgengröße [Zoll]: 17	2	11.9441-9933.2 220911	ATE Ø 44 - Halter
2.0 TDI	75	04/15→	←	 ; passend für Felgengröße [Zoll]: 17	2	11.9441-9934.2 220912	ATE Ø 44 - Halter
2.0 TDI	84	05/16→					
2.0 TDI	103	04/15→	←	 ; passend für Felgengröße [Zoll]: 16	2	24.3601-9947.5 240597	ATE Ø 60 - Halter
2.0 TDI	110	08/15→					
2.0 TDI	132	04/15→	←	 ; passend für Felgengröße [Zoll]: 16	2	24.3601-9948.5 240598	ATE Ø 60 - Halter
2.0 TDI	150	05/16→					
2.0 TDI 4motion	103	06/15→	→		2	24.3414-1711.5 240852	TRW Ø 41 - Halter
2.0 TDI 4motion	110	05/16→	→		2	24.3414-1712.5 240853	TRW Ø 41 - Halter
2.0 TDI 4motion	132	06/15→					
2.0 TDI 4motion	150	05/16→					
2.0 TSI	110	04/15→					
<b>Feder, Bremssattel</b>							
2.0 TDI	62	04/15→		passend für Felgengröße [Zoll]: 17	2	11.8116-0126.2 390608	ATE
2.0 TDI	75	04/15→					
2.0 TDI	84	05/16→		passend für Felgengröße [Zoll]: 16	2	11.8116-0237.1 390509	ATE
2.0 TDI	103	04/15→					
2.0 TDI	110	08/15→					



**VW - TRANSPORTER T6 Pritsche/Fahrgestell (SFD, SFE, SFL, SFZ) 04/15→**

**Feder, Bremssattel**

2.0 TDI	132	04/15→		passend für Felgengröße [Zoll]: 17	2	11.8116-0126.2	390608	ATE
2.0 TDI	150	05/16→		passend für Felgengröße [Zoll]: 16	2	11.8116-0237.1	390509	ATE
2.0 TDI 4motion	103	06/15→						
2.0 TDI 4motion	110	05/16→						
2.0 TDI 4motion	132	06/15→						
2.0 TDI 4motion	150	05/16→						
2.0 TSI	110	04/15→						

**Bremsschlauch**

2.0 TDI	62	04/15→	←	verstärkte Dämpfung; +PR 1BA,1BB,1BC,1BJ / 1BL,1BV,2MD,2MF / 2MG,2MH,2MK,2ML	2	24.5140-0514.3	331290	L= 520
2.0 TDI	75	04/15→	←	normale Dämpfung; +PR 1BH,1BX,2MQ,2MR / 2MT,2MU	2	83.6113-0552.3	330864	L= 552
2.0 TDI	84	05/16→	←		2	24.5237-0250.3	330880	L= 250
2.0 TDI	103	04/15→	←					
2.0 TDI	110	08/15→	←					
2.0 TDI	132	04/15→	←					
2.0 TDI	150	05/16→	←					
2.0 TDI 4motion	103	06/15→	←					
2.0 TDI 4motion	110	05/16→	←					
2.0 TDI 4motion	132	06/15→	←					
2.0 TDI 4motion	150	05/16→	←					
2.0 TSI	110	04/15→	←					

**VW - UP (121, 122, BL1, BL2) 08/11→**

**Bremssattel**

1.0	44	08/11→	←	☐; 12/11→; +PR 1LA,1ZQ		11.9541-9549.2	220575	ATE Ø 54 - Halter
1.0	55	08/11→	←	☐; 12/11→; +PR 1LA,1ZQ		11.9541-9550.2	220576	ATE Ø 54 - Halter
1.0 EcoFuel	50	11/12→	←	☐; +PR 1LA,1ZQ		11.9541-9549.2	220575	ATE Ø 54 - Halter
1.0 GTI	85	11/17→	←	☐; +PR 1LA,1ZQ		11.9541-9550.2	220576	ATE Ø 54 - Halter
1.0 TSI	66	05/16→	←	☐; +PR 1LA,1ZQ		11.9541-9549.2	220575	ATE Ø 54 - Halter
e-Up	60	07/13→	←	☐; 09/13→; +PR 1LA,1ZQ		11.9541-9550.2	220576	ATE Ø 54 - Halter
			←	☐; 09/13→; +PR 1LA,1ZQ		11.9541-9550.2	220576	ATE Ø 54 - Halter

**Führungshülzensatz, Bremssattel**

1.0	44	08/11→	←	12/11→; +PR 1LA,1ZQ		11.0101-5409.2	260035	ATE
1.0	55	08/11→	←	+PR 1LA,1ZQ		11.0101-5409.2	260035	ATE
1.0 EcoFuel	50	11/12→	←	09/13→; +PR 1LA,1ZQ		11.0101-5409.2	260035	ATE
1.0 GTI	85	11/17→	←					
1.0 TSI	66	05/16→	←					
e-Up	60	07/13→	←					

**Führungsbolzen, Bremssattel**

1.0	44	08/11→		12/11→; +PR 1LA,1ZQ	2	11.8171-0008.1	990049	ATE
1.0	55	08/11→		+PR 1LA,1ZQ	2	11.8171-0008.1	990049	ATE
1.0 EcoFuel	50	11/12→						
1.0 GTI	85	11/17→						
1.0 TSI	66	05/16→						
e-Up	60	07/13→		09/13→; +PR 1LA,1ZQ	2	11.8171-0008.1	990049	ATE









**Bremsschlauch**








1.0	44	08/11→	←	12/11→	2	24.5143-0515.3	331564	L= 515
1.0	55	08/11→	←		2	24.5143-0515.3	331564	L= 515
1.0 EcoFuel	50	11/12→	←		2	24.5143-0515.3	331564	L= 515
1.0 GTI	85	11/17→	←					
1.0 TSI	66	05/16→	←					
e-Up	60	07/13→	←	09/13→	2	24.5143-0515.3	331564	L= 515








**VW - VENTO (1H2) 11/91→09/98**

**Bremssattel**

1.4	40	11/91→09/98	←	☐; 05/96→ 09/96; + ABS		24.3541-1609.5	240039	TRW Ø 54 - Halter
1.4	44	11/91→09/98	←	☐; 05/96→ 09/96; + ABS		24.3541-1610.5	240040	TRW Ø 54 - Halter
1.9 D	48	11/91→09/98	←	☐; 05/96→ 09/96; + ABS		24.3541-1739.5	240223	TRW Ø 54 - Halter
1.6	55	09/92→09/98	←	☐; 1H-S-430001→; Vollautomatik		24.3541-1740.5	240224	TRW Ø 54 - Halter
			←	☐; 1H-S-430001→; Vollautomatik		24.3541-1609.5	240039	TRW Ø 54 - Halter
1.6	74	10/94→09/98	←	☐		24.3541-1739.5	240223	TRW Ø 54 - Halter
			←	☐		24.3541-1610.5	240040	TRW Ø 54 - Halter
			←	☐		24.3541-1740.5	240224	TRW Ø 54 - Halter
			→	☐		24.3384-1707.5	240171	TRW Ø 38 - Halter
			→	☐		24.3384-1708.5	240172	TRW Ø 38 - Halter
1.8	55	11/91→09/98	←	☐; 01/92→; Vollautomatik		24.3541-1739.5	240223	TRW Ø 54 - Halter
↓								

	kw			 	! #		
<b>VW - VENTO (1H2) 11/91→09/98</b>							
<b> Bremssattel</b>							
1.8	55	11/91→09/98	←	☐; 01/92→; Vollautomatik		24.3541-1740.5 240224	TRW Ø 54 - Halter
1.8	66	11/91→09/98	←	☐; 01/92→		24.3541-1609.5 240039	TRW Ø 54 - Halter
			←	☐; 01/92→		24.3541-1610.5 240040	TRW Ø 54 - Halter
			←	☐; 1H-S-430001→		24.3541-1739.5 240223	TRW Ø 54 - Halter
			←	☐; 1H-S-430001→		24.3541-1740.5 240224	TRW Ø 54 - Halter
			→	☐; 01/92→; → 1H-P-240000		24.3384-1603.5 240015	TRW Ø 38 - Halter
			→	☐; 01/92→; → 1H-P-240000		24.3384-1604.5 240016	TRW Ø 38 - Halter
			→	☐; 1H-P-240001→; → 06/95		24.3384-1707.5 240171	TRW Ø 38 - Halter
			→	☐; 07/95→		24.3384-1707.5 240171	TRW Ø 38 - Halter
			→	☐; 1H-P-240001→; → 06/95		24.3384-1708.5 240172	TRW Ø 38 - Halter
			→	☐; 07/95→		24.3384-1708.5 240172	TRW Ø 38 - Halter
1.9 TD	55	11/91→09/98	←	☐; 1H-S-430001→		24.3541-1739.5 240223	TRW Ø 54 - Halter
			←	☐; 1H-S-430001→		24.3541-1740.5 240224	TRW Ø 54 - Halter
1.9 TDI	66	09/93→09/98	←	☐		24.3541-1739.5 240223	TRW Ø 54 - Halter
			←	☐		24.3541-1740.5 240224	TRW Ø 54 - Halter
			→	☐		24.3384-1707.5 240171	TRW Ø 38 - Halter
			→	☐		24.3384-1708.5 240172	TRW Ø 38 - Halter
1.9 TDI	81	04/96→09/98	←	☐		24.3541-1609.5 240039	TRW Ø 54 - Halter
			←	☐		24.3541-1610.5 240040	TRW Ø 54 - Halter
			→	☐		24.3384-1707.5 240171	TRW Ø 38 - Halter
			→	☐		24.3384-1708.5 240172	TRW Ø 38 - Halter
2.0	85	11/91→09/98	←	☐		24.3541-1609.5 240039	TRW Ø 54 - Halter
			←	☐		24.3541-1610.5 240040	TRW Ø 54 - Halter
			←	☐; → 04/96		24.3541-1731.5 240061	TRW Ø 54 - Halter
			←	☐; → 04/96		24.3541-1732.5 240062	TRW Ø 54 - Halter
			←	☐; 05/96→		24.3541-8523.5 240551	ATE Ø 54 - Halter
			←	☐; 05/96→		24.3541-8524.5 240552	ATE Ø 54 - Halter
			→	☐; → 1H-P-240000		24.3384-1603.5 240015	TRW Ø 38 - Halter
			→	☐; → 1H-P-240000		24.3384-1604.5 240016	TRW Ø 38 - Halter
			→	☐; 1H-P-240001→		24.3384-1707.5 240171	TRW Ø 38 - Halter
			→	☐; 1H-P-240001→		24.3384-1708.5 240172	TRW Ø 38 - Halter
2.0 GL	79	05/96→12/97	←	☐		24.3541-1609.5 240039	TRW Ø 54 - Halter
			←	☐		24.3541-8523.5 240551	ATE Ø 54 - Halter
			←	☐		24.3541-1610.5 240040	TRW Ø 54 - Halter
			←	☐		24.3541-8524.5 240552	ATE Ø 54 - Halter
			→	☐; → 1H-P-240000		24.3384-1603.5 240015	TRW Ø 38 - Halter
			→	☐; → 1H-P-240000		24.3384-1604.5 240016	TRW Ø 38 - Halter
			→	☐; 1H-P-240001→		24.3384-1707.5 240171	TRW Ø 38 - Halter
→	☐; 1H-P-240001→		24.3384-1708.5 240172	TRW Ø 38 - Halter			
2.8 VR6	128	01/92→09/98	←	☐; → 1H-S-560000		24.3541-1731.5 240061	TRW Ø 54 - Halter
			←	☐; → 1H-S-560000		24.3541-1732.5 240062	TRW Ø 54 - Halter
			←	☐; 1H-S-560001→		24.3541-8523.5 240551	ATE Ø 54 - Halter
			←	☐; 1H-S-560001→		24.3541-8524.5 240552	ATE Ø 54 - Halter
			→	☐; → 1H-P-240000		24.3384-1603.5 240015	TRW Ø 38 - Halter
			→	☐; → 1H-P-240000		24.3384-1604.5 240016	TRW Ø 38 - Halter
			→	☐; 1H-P-240001→		24.3384-1707.5 240171	TRW Ø 38 - Halter
			→	☐; 1H-P-240001→		24.3384-1708.5 240172	TRW Ø 38 - Halter
<b>Halter, Bremssattel</b>							
2.0	85	11/91→09/98	←	05/96→	2	11.8170-0306.1 260102	ATE
2.0 GL	79	05/96→12/97	←		2	11.8170-0306.1 260102	ATE
2.8 VR6 ↓	128	01/92→09/98	←	1H-S-560001→	2	11.8170-0306.1 260102	ATE

	kw			 	! #		
<b>VW - VENTO (1H2) 11/91→09/98</b>							
<b>Feder, Bremssattel</b>							
2.0	85	11/91→09/98	←	05/96→	2	11.8116-0143.1 390513	ATE
2.0 GL	79	05/96→12/97	←		2	11.8116-0143.1 390513	ATE
2.8 VR6	128	01/92→09/98	←	1H-S-560001→	2	11.8116-0143.1 390513	ATE
<b>Führungshülzensatz, Bremssattel</b>							
1.4	40	11/91→09/98	←	→ 1H-T-015953		11.0101-4801.2 260006	ATE
1.4	44	11/91→09/98				24.0102-4801.2 260085	ATE
1.9 D	48	11/91→09/98	←	1H-T-015954→; - ABS		11.0101-4801.2 260006	ATE
						24.0102-4801.2 260085	ATE
			←	10/96→; + ABS		11.0101-4801.2 260006	ATE
						24.0102-4801.2 260085	ATE
			←	05/96→ 09/96; + ABS		11.0101-5403.2 260010	TRW
1.6	55	09/92→09/98	←	→ 1H-T-015953; Vollautomatik		11.0101-4801.2 260006	ATE
						24.0102-4801.2 260085	ATE
			←	→ 1H-T-015953; Schaltgetriebe		11.0101-4801.2 260006	ATE
						24.0102-4801.2 260085	ATE
			←	1H-T-015954→; Schaltgetriebe		11.0101-4801.2 260006	ATE
						24.0102-4801.2 260085	ATE
			←	1H-S-430001→; Vollautomatik		11.0101-5403.2 260010	TRW
1.6	74	10/94→09/98	←			11.0101-5403.2 260010	TRW
1.9 TDI	66	09/93→09/98					
1.9 TDI	81	04/96→09/98	→			11.0101-5403.2 260010	TRW
1.8	55	11/91→09/98	←	01/92→; → 1H-S-430000; Schaltgetriebe		11.0101-4801.2 260006	ATE
						24.0102-4801.2 260085	ATE
			←	1H-T-015954→; Schaltgetriebe		11.0101-4801.2 260006	ATE
						24.0102-4801.2 260085	ATE
			←	01/92→; Vollautomatik		11.0101-5403.2 260010	TRW
1.8	66	11/91→09/98	←	01/92→; → 1H-S-430000		11.0101-4801.2 260006	ATE
						24.0102-4801.2 260085	ATE
			←	1H-S-430001→		11.0101-5403.2 260010	TRW
			←	01/92→		11.0101-5403.2 260010	TRW
			→	07/95→		11.0101-5403.2 260010	TRW
			→	1H-P-240001→; → 06/95		11.0101-5403.2 260010	TRW
1.9 SDI	47	04/97→09/98	←			11.0101-4801.2 260006	ATE
						24.0102-4801.2 260085	ATE
1.9 TD	55	11/91→09/98	←	→ 1H-S-430000		11.0101-4801.2 260006	ATE
						24.0102-4801.2 260085	ATE
			←	1H-S-430001→		11.0101-5403.2 260010	TRW
2.0	85	11/91→09/98	←			11.0101-5403.2 260010	TRW
			←	05/96→		11.0101-5409.2 260035	ATE
			→	1H-P-240001→		11.0101-5403.2 260010	TRW
2.0 GL	79	05/96→12/97	←			11.0101-5403.2 260010	TRW
						11.0101-5409.2 260035	ATE
			→	1H-P-240001→		11.0101-5403.2 260010	TRW
2.8 VR6	128	01/92→09/98	←	1H-S-560001→		11.0101-5409.2 260035	ATE
			→	1H-P-240001→		11.0101-5403.2 260010	TRW
<b>Führungsbolzen, Bremssattel</b>							
2.0	85	11/91→09/98	←	05/96→		11.8171-0008.1 990049	ATE
2.0 GL	79	05/96→12/97	←			11.8171-0008.1 990049	ATE
2.8 VR6	128	01/92→09/98	←	1H-S-560001→		11.8171-0008.1 990049	ATE
<b>Dichtungssatz, Bremssattel</b>							
1.4	40	11/91→09/98	←	→ 1H-T-015953		11.0441-4808.2 250022	ATE
1.4	44	11/91→09/98					
1.9 D	48	11/91→09/98	←	1H-T-015954→; - ABS		11.0441-4808.2 250022	ATE
			←	10/96→; + ABS		11.0441-4808.2 250022	ATE
1.6	55	09/92→09/98	←	→ 1H-T-015953; Vollautomatik		11.0441-4808.2 250022	ATE
			←	→ 1H-T-015953; Schaltgetriebe		11.0441-4808.2 250022	ATE
			←	1H-T-015954→; Schaltgetriebe		11.0441-4808.2 250022	ATE
↓							

	kW			 	! #		
<b>VW - VENTO (1H2) 11/91→09/98</b>							
<b>Dichtungssatz, Bremssattel</b>							
1.8	55	11/91→09/98	←	01/92→; → 1H-S-430000; Schaltgetriebe		11.0441-4808.2 250022	ATE
			←	1H-T-015954→; Schaltgetriebe		11.0441-4808.2 250022	ATE
1.8	66	11/91→09/98	←	01/92→; → 1H-S-430000		11.0441-4808.2 250022	ATE
1.9 SDI	47	04/97→09/98	←			11.0441-4808.2 250022	ATE
1.9 TD	55	11/91→09/98	←	→ 1H-S-430000		11.0441-4808.2 250022	ATE
2.0	85	11/91→09/98	←	05/96→		11.0441-5409.2 250031	ATE
2.0 GL	79	05/96→12/97	←			11.0441-5409.2 250031	ATE
2.8 VR6	128	01/92→09/98	←	1H-S-560001→		11.0441-5409.2 250031	ATE
<b>Zubehörsatz, Bremssattel</b>							
1.4	40	11/91→09/98	←	05/96→ 09/96; + ABS		24.0101-4301.2 260047	TRW
1.4	44	11/91→09/98					
1.9 D	48	11/91→09/98					
1.6	74	10/94→09/98	←			24.0101-4301.2 260047	TRW
1.9 TDI	81	04/96→09/98	→			24.0101-3601.2 260044	TRW
1.8	66	11/91→09/98	←	01/92→		24.0101-4301.2 260047	TRW
			→	01/92→; → 1H-P-240000		24.0101-3601.2 260044	TRW
			→	1H-P-240001→; → 06/95		24.0101-3601.2 260044	TRW
1.9 TDI	66	09/93→09/98	→			24.0101-3601.2 260044	TRW
2.0	85	11/91→09/98	←	→ 04/96		24.0101-4301.2 260047	TRW
			←			24.0101-4301.2 260047	TRW
			→	1H-P-240001→		24.0101-3601.2 260044	TRW
			→	→ 1H-P-240000		24.0101-3601.2 260044	TRW
2.0 GL	79	05/96→12/97	←			24.0101-4301.2 260047	TRW
			→	→ 1H-P-240000		24.0101-3601.2 260044	TRW
			→	1H-P-240001→		24.0101-3601.2 260044	TRW
2.8 VR6	128	01/92→09/98	←	→ 1H-S-560000		24.0101-4301.2 260047	TRW
			→	→ 1H-P-240000		24.0101-3601.2 260044	TRW
			→	1H-P-240001→		24.0101-3601.2 260044	TRW
<b>Bremsschlauch</b>							
1.4	40	11/91→09/98	←		2	24.5105-0442.3 331432	L= 442
1.4	44	11/91→09/98					
1.6	55	09/92→09/98	→		2	83.7836-0135.3 330816	L= 135
1.9 D	48	11/91→09/98					
1.9 SDI	47	04/97→09/98					
1.9 TD	55	11/91→09/98					
1.6	74	10/94→09/98	←		2	24.5105-0442.3 331432	L= 442
1.9 TDI	66	09/93→09/98					
1.9 TDI	81	04/96→09/98	→	am Bremssattel	2	24.5170-0161.3 331308	L= 161
2.0	85	11/91→09/98					
2.0 GL	79	05/96→12/97	→		2	83.7836-0135.3 330816	L= 135
1.8	55	11/91→09/98	←	01/92→	2	24.5105-0442.3 331432	L= 442
			→	01/92→	2	83.7836-0135.3 330816	L= 135
1.8	66	11/91→09/98	←	01/92→	2	24.5105-0442.3 331432	L= 442
			→	am Bremssattel; 01/92→	2	24.5170-0161.3 331308	L= 161
			→	01/92→	2	83.7836-0135.3 330816	L= 135
2.8 VR6	128	01/92→09/98	←	→ 1H-S-560000	2	24.5105-0442.3 331432	L= 442
			←	1H-S-560001→	2	83.6232-0465.3 330736	L= 465
			→	am Bremssattel	2	24.5170-0161.3 331308	L= 161
			→		2	83.7836-0135.3 330816	L= 135
<b>VW - XL1 02/14→</b>							
<b>Bremsschlauch</b>							
0.8 TDI E-Hybrid	35	02/14→	←		2	83.6247-0522.3 330595	L= 522
			→		2	24.5204-0233.3 331430	L= 233







- DE** Abbildungen Bremssättel
- EN** Illustrations brake calipers
- ES** Ilustraciones pinzas de freno
- FR** Illustrations étriers de frein
- IT** Illustrazioni pinze freno

2019



# Abbildungen Bremssättel

Illustrations brake calipers - Ilustraciones pinzas de freno - Illustrations étriers de frein - Illustrazioni pinze freno

11.3331-0039.2 220387 ←



ø 33

11.3331-0040.2 220388 →



## MERCEDES-BENZ

V-CLASS (638/2)  
VITO Bus (638)  
VITO Kasten (638)

11.3401-0055.2 220519 ←



ø 40

11.3401-0056.2 220520 →



## SAAB

9-5 (YS3E)  
9-5 Kombi (YS3E)

11.3451-8501.2 220389 ←



ø 45

11.3451-8502.2 220390 →



## MERCEDES-BENZ

SPRINTER 2-t Bus (901, 902)  
SPRINTER 2-t Kasten (901, 902)  
SPRINTER 2-t Pritsche/Fahrgestell (901, 902)

## VW

LT 28-35 II Bus (2DB, 2DE, 2DK)  
LT 28-46 II Kasten (2DA, 2DD, 2DH)  
LT 28-46 II Pritsche/Fahrgestell (2DC, 2DF, 2DG,  
2DL, 2DM)

# Abbildungen Bremssättel

Illustrations brake calipers - Ilustraciones pinzas de freno - Illustrations étriers de frein - Illustrazioni pinze freno

11.3481-8513.2 220335 ←

 ATE

ø 48

11.3481-8514.2 220336 →



## FORD

FIESTA III (GFJ)  
FIESTA IV (JA\_, JB\_)  
FIESTA Kasten (F3L, F5L)  
FIESTA Kasten (FVD)  
KA (RB\_)

## MAZDA

121 III (JASM, JBSM)

11.3521-8501.2 220391 ←

 ATE

ø 52

11.3521-8502.2 220392 →



## MERCEDES-BENZ

SPRINTER 2-t Bus (901, 902)  
SPRINTER 2-t Kasten (901, 902)  
SPRINTER 2-t Pritsche/Fahrgestell (901, 902)  
SPRINTER 3-t Bus (903)  
SPRINTER 3-t Kasten (903)  
SPRINTER 3-t Pritsche/Fahrgestell (903)

## VW

LT 28-35 II Bus (2DB, 2DE, 2DK)  
LT 28-46 II Kasten (2DA, 2DD, 2DH)  
LT 28-46 II Pritsche/Fahrgestell (2DC, 2DF, 2DG, 2DL, 2DM)

11.3571-8509.2 220313 ←

 ATE

ø 57

11.3571-8510.2 220314 →



## MERCEDES-BENZ

CLK (C208)  
CLK Cabriolet (A208)  
E-CLASS (W210)  
E-CLASS T-Model (S210)  
SLK (R170)

# Abbildungen Bremssättel

Illustrations brake calipers - Ilustraciones pinzas de freno - Illustrations étriers de frein - Illustrazioni pinze freno

11.3571-8512.2 220316 ◀

 ATE

ø 57



## MERCEDES-BENZ

C-CLASS (W202)  
C-CLASS T-Model (S202)  
CLK (C208)  
CLK Cabriolet (A208)  
E-CLASS (W210)  
E-CLASS T-Model (S210)  
SLK (R170)

11.3601-8515.2 220323 ◀

 ATE

ø 60

11.3601-8516.2 220324 ▶



## BMW

3 (E36)  
3 Cabriolet (E36)  
3 Coupe (E36)  
Z3 Coupe (E36)  
Z3 Roadster (E36)

11.9347-7001.2 220473 ◀

 ATE

ø 34

11.9347-7002.2 220474 ▶



## MINI

MINI (R50, R53)

# Abbildungen Bremssättel

Illustrations brake calipers - Ilustraciones pinzas de freno - Illustrations étriers de frein - Illustrazioni pinze freno

11.9347-7003.2 220565 

 ATE

ø 34

11.9347-7004.2 220566 



## MINI

MINI (R50, R53)

MINI Cabriolet (R52)

11.9347-7005.2 220643 

 ATE

ø 34

11.9347-7006.2 220644 



## DAIHATSU

CHARADE

## TOYOTA

YARIS (\_P9\_)

YARIS (\_P13\_)

11.9361-9961.2 220855 

 ATE

ø 36

11.9361-9962.2 220856 



## MG

MG ZT

MG ZT- T

## ROVER

75 (RJ)

75 Tourer (RJ)

# Abbildungen Bremssättel

Illustrations brake calipers - Ilustraciones pinzas de freno - Illustrations étriers de frein - Illustrazioni pinze freno

11.9381-9957.2 220661 ←



ATE

ø 38

11.9381-9958.2 220662 →



## SAAB

9-5 (YS3E)

9-5 Kombi (YS3E)

11.9381-9959.2 220433 ←



ATE

ø 38

11.9381-9960.2 220434 →



## BMW

3 (E36)

3 Cabriolet (E36)

3 Coupe (E36)

3 Touring (E36)

11.9381-9961.2 220435 ←



ATE

ø 38

11.9381-9962.2 220436 →



## BMW

3 Cabriolet (E36)

3 Touring (E36)



# Abbildungen Bremssättel

Illustrations brake calipers - Ilustraciones pinzas de freno - Illustrations étriers de frein - Illustrazioni pinze freno

11.9382-7001.2 220889 ←



ø 38

11.9382-7002.2 220890 →



## CHEVROLET

CRUZE (J300)  
CRUZE Schrägheck (J305)  
CRUZE Station Wagon (J308)  
VOLT

## OPEL

AMPERA (R12)  
ASTRA J (P10)  
ASTRA J Caravan (P10)  
ASTRA J GTC  
ASTRA J Stufenheck  
CASCADA (W13)

## VAUXHALL

AMPERA (R12)  
ASTRA Mk VI (J) (P10)  
ASTRA Mk VI (J) CC (P10)  
ASTRA Mk VI (J) Kombi (P10)  
ASTRA Mk VI (J) Stufenheck (P10)  
CASCADA Cabriolet (W13)

11.9382-7003.2 220891 ←



ø 38

11.9382-7004.2 220892 →



## CHEVROLET

AVEO Schrägheck (T300)  
CRUZE (J300)  
CRUZE Schrägheck (J305)  
CRUZE Station Wagon (J308)  
TRAX

## OPEL

ASTRA J (P10)  
ASTRA J Caravan (P10)  
ASTRA J GTC  
ASTRA J Stufenheck  
CASCADA (W13)  
MOKKA / MOKKA X (J13)

## VAUXHALL

ASTRA Mk VI (J) (P10)  
ASTRA Mk VI (J) CC (P10)  
ASTRA Mk VI (J) Kombi (P10)  
ASTRA Mk VI (J) Stufenheck (P10)  
CASCADA Cabriolet (W13)  
MOKKA / MOKKA X (J13)

# Abbildungen Bremssättel

Illustrations brake calipers - Ilustraciones pinzas de freno - Illustrations étriers de frein - Illustrazioni pinze freno

11.9386-9991.2 220949 

 ATE

ø 38

11.9386-9992.2 220950 



## MERCEDES-BENZ

C-CLASS (W204)  
C-CLASS Coupe (C204)  
C-CLASS T-Model (S204)  
E-CLASS Cabriolet (A207)  
E-CLASS Coupe (C207)

11.9387-7001.2 220397 

 ATE

ø 38

11.9387-7002.2 220398 



## RENAULT

ESPACE IV (JK0/1\_)  
LAGUNA II (BG0/1\_)  
LAGUNA II Grandtour (KG0/1\_)  
MEGANE II (BM0/1\_, CM0/1\_)  
MEGANE II Stufenheck (LM0/1\_)  
VEL SATIS (BJ0\_)

11.9387-7003.2 220567 

 ATE

ø 38

11.9387-7004.2 220568 



## OPEL

VECTRA C (Z02)  
VECTRA C CC (Z02)

## SAAB

9-3 (YS3F)  
9-3 Cabriolet (YS3F)  
9-3 Kombi (YS3F)  
9-3X

## VAUXHALL

VECTRA Mk II (C) (Z02)  
VECTRA Mk II (C) CC (Z02)

# Abbildungen Bremssättel

Illustrations brake calipers - Ilustraciones pinzas de freno - Illustrations étriers de frein - Illustrazioni pinze freno

11.9387-7005.2 220569 ←



ø 38

11.9387-7006.2 220570 →



## OPEL

VECTRA C (Z02)  
VECTRA C CC (Z02)

## SAAB

9-3 (YS3F)  
9-3 Cabriolet (YS3F)  
9-3 Kombi (YS3F)  
9-3X

## VAUXHALL

VECTRA Mk II (C) (Z02)  
VECTRA Mk II (C) CC (Z02)

11.9387-7015.2 220627 ←



ø 38

11.9387-7016.2 220628 →



## FORD

C-MAX (DM2)  
FOCUS II (DA\_, HCP, DP)  
FOCUS II Cabriolet  
FOCUS II Stufenheck (DB\_, FCH, DH)  
FOCUS II Turnier (DA\_, FFS, DS)  
FOCUS C-MAX

## MAZDA

3 (BK)  
3 Stufenheck (BK)

## VOLVO

C30 (533)  
C70 II Cabriolet (542)  
S40 II (544)  
V50 (545)

## Abbildungen Bremssättel

Illustrations brake calipers - Ilustraciones pinzas de freno - Illustrations étriers de frein - Illustrazioni pinze freno

11.9387-7021.2 220629 ←



ATE

ø 38

11.9387-7022.2 220630 →



### NISSAN

PRIMERA (P12)  
PRIMERA Hatchback (P12)  
PRIMERA Kombi (WP12)

11.9387-7027.2 220893 ←



ATE

ø 38

11.9387-7028.2 220894 →



### RENAULT

LAGUNA III (BT0/1)  
LAGUNA III Grandtour (KT0/1)  
LAGUNA Coupe (DT0/1)

11.9387-7035.2 220983 ←



ATE

ø 38

11.9387-7036.2 220984 →



### RENAULT

LATITUDE (L70\_)

# Abbildungen Bremssättel

Illustrations brake calipers - Ilustraciones pinzas de freno - Illustrations étriers de frein - Illustrazioni pinze freno

11.9387-7087.2 220975 

 ATE

ø 38

11.9387-7088.2 220976 



## CITROËN

C5 III (RD\_)

C5 III Break (RW\_)

11.9387-7089.2 220997 

 ATE

ø 38

11.9387-7090.2 220998 



## PEUGEOT

508 I (8D\_)

508 SW I (8E\_)

11.9401-9960.2 220834 

 ATE

ø 40



## BMW

Z3 Coupe (E36)

Z3 Roadster (E36)

# Abbildungen Bremssättel

Illustrations brake calipers - Ilustraciones pinzas de freno - Illustrations étriers de frein - Illustrazioni pinze freno

11.9406-9961.2 220951 



ATE

ø 40

11.9406-9962.2 220952 



## MERCEDES-BENZ

C-CLASS (W204)  
C-CLASS Coupe (C204)  
C-CLASS T-Model (S204)  
E-CLASS Cabriolet (A207)  
E-CLASS Coupe (C207)

11.9406-9995.2 220415 



ATE

ø 40

11.9406-9996.2 220416 



## BMW

5 (E39)

11.9407-7001.2 220573 



ATE

ø 40

11.9407-7002.2 220574 



## OPEL

SIGNUM CC (Z03)  
VECTRA C Caravan (Z02)

## VAUXHALL

SIGNUM (Z03)  
VECTRA Mk II (C) Kombi (Z02)



# Abbildungen Bremssättel

Illustrations brake calipers - Ilustraciones pinzas de freno - Illustrations étriers de frein - Illustrazioni pinze freno

11.9407-7003.2 220835 ←

 ATE

ø 40

11.9407-7004.2 220836 →



## OPEL

SIGNUM CC (Z03)  
VECTRA C Caravan (Z02)

## SAAB

9-3 (YS3F)  
9-3 Cabriolet (YS3F)  
9-3 Kombi (YS3F)

## VAUXHALL

SIGNUM (Z03)  
VECTRA Mk II (C) Kombi (Z02)

11.9407-7005.2 220637 ←

 ATE

ø 40

11.9407-7006.2 220638 →



## OPEL

SIGNUM CC (Z03)  
VECTRA C Caravan (Z02)

## VAUXHALL

SIGNUM (Z03)  
VECTRA Mk II (C) Kombi (Z02)

11.9407-7007.2 220867 ←

 ATE

ø 40

11.9407-7008.2 220868 →



## OPEL

SIGNUM CC (Z03)  
VECTRA C Caravan (Z02)

## VAUXHALL

SIGNUM (Z03)  
VECTRA Mk II (C) Kombi (Z02)

# Abbildungen Bremssättel

Illustrations brake calipers - Ilustraciones pinzas de freno - Illustrations étriers de frein - Illustrazioni pinze freno

11.9421-9911.2 220825 ←



ø 42

11.9421-9912.2 220826 →



## BMW

1 (E81)  
1 (E87)  
1 Cabriolet (E88)  
1 Coupe (E82)  
3 (E90)  
3 Cabriolet (E93)  
3 Coupe (E92)  
3 Touring (E91)  
X1 (E84)

11.9426-9905.2 220985 ←



ø 42

11.9426-9906.2 220986 →



## AUDI

A6 (4G2, 4GC, C7)  
A6 Allroad (4GH, 4GJ)  
A6 Avant (4G5, 4GD, C7)  
A7 Sportback (4GA, 4GF)  
A7 Sportback (4KA)  
A8 (4H2, 4H8, 4HC, 4HL)

11.9426-9959.2 220801 ←



ø 42

11.9426-9960.2 220802 →



## MERCEDES-BENZ

CLS (C218)  
CLS (C219)  
CLS Shooting Brake (X218)  
E-CLASS (W211)  
E-CLASS (W212)  
E-CLASS T-Model (S211)  
E-CLASS T-Model (S212)  
S-CLASS (W221)  
S-CLASS Coupe (C216)  
SL (R230)

# Abbildungen Bremssättel

Illustrations brake calipers - Ilustraciones pinzas de freno - Illustrations étriers de frein - Illustrazioni pinze freno

11.9441-9933.2 220911 ←



ATE

ø 44

11.9441-9934.2 220912 →



## VW

MULTIVAN V (7HM, 7HN, 7HF, 7EF, 7EM, 7EN)

MULTIVAN VI (SGF, SGM, SGN)

TRANSPORTER V Bus (7HB, 7HJ, 7EB, 7EJ, 7EF, 7EG, 7HF, 7EC)

TRANSPORTER V Kasten (7HA, 7HH, 7EA, 7EH)

TRANSPORTER V Pritsche/Fahrgestell (7JD, 7JE, 7JL, 7JY, 7JZ,

TRANSPORTER VI Bus (SGB, SGG, SGJ)

TRANSPORTER VI Kasten (SGA, SGH)

TRANSPORTER VI Pritsche/Fahrgestell (SFD, SFE, SFL, SFZ)

11.9441-9949.2 220803 ←



ATE

ø 44

11.9441-9950.2 220804 →



## VW

MULTIVAN V (7HM, 7HN, 7HF, 7EF, 7EM, 7EN)

TRANSPORTER V Bus (7HB, 7HJ, 7EB, 7EJ, 7EF, 7EG, 7HF, 7EC)

TRANSPORTER V Kasten (7HA, 7HH, 7EA, 7EH)

TRANSPORTER V Pritsche/Fahrgestell (7JD, 7JE, 7JL, 7JY, 7JZ,

11.9441-9967.2 220807 ←



ATE

ø 44

11.9441-9968.2 220808 →



## VW

TOUAREG (7LA, 7L6, 7L7)

# Abbildungen Bremssättel

Illustrations brake calipers - Ilustraciones pinzas de freno - Illustrations étriers de frein - Illustrazioni pinze freno

11.9441-9971.2 220839 ←



ø 44

11.9441-9972.2 220840 →



## MERCEDES-BENZ

CLK (C208)  
CLK Cabriolet (A208)  
E-CLASS (W210)  
E-CLASS (W211)  
E-CLASS T-Model (S210)  
E-CLASS T-Model (S211)  
S-CLASS (W220)  
SLK (R170)

11.9486-0009.2 220841 ←



ø 48

11.9486-0010.2 220842 →



## AUDI

A2 (8Z0)

## VW

LUPO (6X1, 6E1)

11.9541-9549.2 220575 ←



ø 54

11.9541-9550.2 220576 →



## AUDI

A1 (8X1, 8XK)  
A1 Sportback (8XA, 8XF)  
A2 (8Z0)  
A3 (8L1)  
A3 (8P1)  
A3 Cabriolet (8P7)  
A3 Sportback (8PA)

## SEAT

ALTEA (5P1)  
ALTEA XL (5P5, 5P8)  
CORDOBA (6L2)

# Abbildungen Bremssättel

Illustrations brake calipers - Ilustraciones pinzas de freno - Illustrations étriers de frein - Illustrazioni pinze freno

11.9541-9549.2 220575 ←



ø 54

11.9541-9550.2 220576 →



IBIZA III (6L1)  
IBIZA IV (6J5, 6P1)  
IBIZA IV SPORTCOUPE (6J1, 6P5)  
IBIZA IV ST (6J8, 6P8)  
LEON (1M1)  
LEON (1P1)  
Mii (KF1)  
TOLEDO II (1M2)  
TOLEDO III (5P2)  
TOLEDO IV (KG3)

## SKODA

CITIGO  
FABIA I (6Y2)  
FABIA I Combi (6Y5)  
FABIA I Praktik (6Y5)  
FABIA I Stufenheck (6Y3)  
FABIA II (542)  
FABIA II Combi (545)  
FABIA III (NJ3)  
FABIA III Kombi (NJ5)  
OCTAVIA I (1U2)  
OCTAVIA I Combi (1U5)  
OCTAVIA II (1Z3)  
OCTAVIA II Combi (1Z5)  
RAPID (NH3)  
RAPID Spaceback (NH1)  
ROOMSTER (5J)  
ROOMSTER Praktik (5J)  
YETI (5L)

## VW

BEETLE (5C1, 5C2)  
BEETLE Cabriolet (5C7, 5C8)  
BORA (1J2)  
BORA Variant (1J6)  
CADDY III Kasten (2KA, 2KH, 2CA, 2CH)  
CADDY III Kombi (2KB, 2KJ, 2CB, 2CJ)  
FOX (5Z1, 5Z3)  
GOLF IV (1J1)  
GOLF IV Van (1J1)  
GOLF IV Variant (1J5)  
GOLF V (1K1)  
GOLF V Variant (1K5)  
GOLF VI (5K1)  
GOLF VI Variant (AJ5)  
GOLF PLUS (5M1, 521)  
JETTA III (1K2)

# Abbildungen Bremssättel

Illustrations brake calipers - Ilustraciones pinzas de freno - Illustrations étriers de frein - Illustrazioni pinze freno

11.9541-9549.2 220575 ←

 ATE

ø 54

11.9541-9550.2 220576 →



JETTA IV (162, 163)  
LOAD UP (121, 122, BL1, BL2)  
NEW BEETLE (9C1, 1C1)  
NEW BEETLE Cabriolet (1Y7)  
POLO (6R1, 6C1)  
POLO (9N\_)  
POLO Stufenheck (9A4, 9A2, 9N2)  
POLO Stufenheck (602, 604, 612, 614)  
POLO Van (6R)  
UP (121, 122, BL1, BL2)

11.9541-9553.2 220563 ←

 ATE

ø 54

11.9541-9554.2 220564 →



## AUDI

A1 (8X1, 8XK)  
A1 Sportback (8XA, 8XF)  
A3 (8P1)  
A3 Cabriolet (8P7)  
A3 Sportback (8PA)  
TT (8J3)  
TT Roadster (8J9)

## SEAT

ALTEA (5P1)  
ALTEA XL (5P5, 5P8)  
IBIZA IV (6J5, 6P1)  
IBIZA IV SPORTCOUPE (6J1, 6P5)  
IBIZA IV ST (6J8, 6P8)  
LEON (1P1)  
TOLEDO III (5P2)  
TOLEDO IV (KG3)

## SKODA

FABIA II (542)  
FABIA II Combi (545)  
FABIA III (NJ3)  
FABIA III Kombi (NJ5)  
OCTAVIA II (1Z3)  
OCTAVIA II Combi (1Z5)  
RAPID (NH3)  
RAPID Spaceback (NH1)  
ROOMSTER (5J)  
ROOMSTER Praktik (5J)  
SUPERB II (3T4)



# Abbildungen Bremssättel

Illustrations brake calipers - Ilustraciones pinzas de freno - Illustrations étriers de frein - Illustrazioni pinze freno

11.9541-9553.2 220563 ←

 ATE

ø 54

11.9541-9554.2 220564 →



SUPERB II Kombi (3T5)

YETI (5L)

## VW

BEETLE (5C1, 5C2)

BEETLE Cabriolet (5C7, 5C8)

CADDY III Kasten (2KA, 2KH, 2CA, 2CH)

CADDY III Kombi (2KB, 2KJ, 2CB, 2CJ)

CC (358)

EOS (1F7, 1F8)

GOLF V (1K1)

GOLF V Variant (1K5)

GOLF VI (5K1)

GOLF VI Cabriolet (517)

GOLF VI Variant (AJ5)

GOLF PLUS (5M1, 521)

JETTA III (1K2)

JETTA IV (162, 163)

PASSAT (3C2)

PASSAT (362)

PASSAT ALLTRACK (365)

PASSAT CC (357)

PASSAT Variant (3C5)

PASSAT Variant (365)

POLO (6R1, 6C1)

POLO Stufenheck (602, 604, 612, 614)

POLO Van (6R)

SCIROCCO (137, 138)

TOURAN (1T1, 1T2)

TOURAN (1T3)

11.9541-9569.2 220725 ←

 ATE

ø 54

11.9541-9570.2 220726 →



## DAIHATSU

CHARADE

## TOYOTA

YARIS (\_P9\_)

YARIS (\_P13\_)

# Abbildungen Bremssättel

Illustrations brake calipers - Ilustraciones pinzas de freno - Illustrations étriers de frein - Illustrazioni pinze freno

11.9541-9588.2 220420 

 ATE

ø 54



## BMW

3 (E36)  
3 (E46)  
3 Cabriolet (E36)  
3 Cabriolet (E46)  
3 Compact (E36)  
3 Compact (E46)  
3 Coupe (E36)  
3 Coupe (E46)  
3 Touring (E36)  
3 Touring (E46)  
Z3 Coupe (E36)  
Z3 Roadster (E36)  
Z4 Roadster (E85)

11.9541-9595.2 220501 

 ATE

ø 54

11.9541-9596.2 220502 



## AUDI

A3 (8L1)  
TT (8N3)  
TT Roadster (8N9)

## SEAT

IBIZA III (6L1)  
LEON (1M1)  
TOLEDO II (1M2)

## SKODA

OCTAVIA I (1U2)  
OCTAVIA I Combi (1U5)

## VW

BORA (1J2)  
BORA Variant (1J6)  
GOLF IV (1J1)  
GOLF IV Variant (1J5)  
NEW BEETLE (9C1, 1C1)  
POLO (9N\_)  
POLO Stufenheck (9A4, 9A2, 9N2)

# Abbildungen Bremssättel

Illustrations brake calipers - Ilustraciones pinzas de freno - Illustrations étriers de frein - Illustrazioni pinze freno

11.9541-9831.2 220953 ←



ø 54

11.9541-9832.2 220954 →



## CHRYSLER

YPSILON

## FIAT

500 (312\_)

500 C (312\_)

PANDA (312\_, 319\_)

PANDA VAN (312\_, 519\_)

## LANCIA

YPSILON (312\_)

11.9541-9950.2 220843 ←



ø 54

11.9541-9951.2 220844 →



## DACIA

DOKKER

DOKKER Express

DUSTER

DUSTER Kasten

LODGY

## RENAULT

CAPTUR (J5\_, H5\_)

DOKKER

DUSTER (HS\_)

FLUENCE (L3\_)

GRAND SCÉNIC III (JZ0/1\_)

MEGANE III Coupe (DZ0/1\_)

MEGANE III Grandtour (KZ0/1\_)

MEGANE III Schrägheck (BZ0/1\_)

MEGANE CC (EZ0/1\_)

SCÉNIC III (JZ0/1\_)

# Abbildungen Bremssättel

Illustrations brake calipers - Ilustraciones pinzas de freno - Illustrations étriers de frein - Illustrazioni pinze freno

11.9571-9755.2 220845 ←



ø 57

11.9571-9756.2 220846 →



## AUDI

A4 (8K2, B8)  
A4 Allroad (8KH, B8)  
A4 Avant (8K5, B8)  
A5 (8T3)  
A5 Cabriolet (8F7)  
A5 Sportback (8TA)

11.9571-9757.2 220857 ←



ø 57

11.9571-9758.2 220858 →



## RENAULT

LAGUNA III (BT0/1)  
LAGUNA III Grandtour (KT0/1)  
LAGUNA Coupe (DT0/1)  
TWINGO II (CN0\_)  
WIND (E4M\_)

11.9571-9759.2 220847 ←



ø 57

11.9571-9760.2 220848 →



## AUDI

Q3 (8UB, 8UG)

## SEAT

ALHAMBRA (710, 711)

## VW

SHARAN (7N1, 7N2)

TIGUAN (5N\_)



# Abbildungen Bremssättel

Illustrations brake calipers - Ilustraciones pinzas de freno - Illustrations étriers de frein - Illustrazioni pinze freno

11.9571-9775.2 220859 ←



ø 57

11.9571-9776.2 220860 →



## RENAULT

GRAND SCÉNIC III (JZ0/1\_)  
LAGUNA III (BT0/1)  
LAGUNA III Grandtour (KT0/1)  
LAGUNA Coupe (DT0/1)  
LATITUDE (L70\_)  
MEGANE III Coupe (DZ0/1\_)  
MEGANE III Grandtour (KZ0/1)  
MEGANE III Schrägheck (BZ0/1\_)  
MEGANE CC (EZ0/1\_)  
SCÉNIC III (JZ0/1\_)

11.9571-9779.2 220657 ←



ø 57

11.9571-9780.2 220658 →



## OPEL

ASTRA H (A04)  
ASTRA H GTC (A04)  
SIGNUM CC (Z03)  
VECTRA C (Z02)  
VECTRA C Caravan (Z02)  
VECTRA C CC (Z02)  
ZAFIRA B (A05)

## SAAB

9-3 (YS3F)  
9-3 Cabriolet (YS3F)  
9-3 Kombi (YS3F)  
9-3X

## VAUXHALL

ASTRA Mk V (H) CC (A04)  
ASTRA Mk V (H) CC (A04)  
SIGNUM (Z03)  
VECTRA Mk II (C) (Z02)  
VECTRA Mk II (C) CC (Z02)  
VECTRA Mk II (C) Kombi (Z02)  
ZAFIRA Mk II (B) (A05)

# Abbildungen Bremssättel

Illustrations brake calipers - Ilustraciones pinzas de freno - Illustrations étriers de frein - Illustrazioni pinze freno

11.9571-9785.2 220595 ←

 ATE

ø 57

11.9571-9786.2 220596 →



## MAZDA

3 (BK)  
3 (BL)  
3 Stufenheck (BK)  
3 Stufenheck (BL)  
5 (CR19)  
5 (CW)  
PREMACY (CP)

11.9571-9811.2 220485 ←

 ATE

ø 57

11.9571-9812.2 220486 →



## FORD

GALAXY (WGR)

## SEAT

ALHAMBRA (7V8, 7V9)

## VW

SHARAN (7M8, 7M9, 7M6)  
TRANSPORTER IV Bus (70B, 70C, 7DB, 7DK, 70J,  
70K, 7DC, 7DJ)  
TRANSPORTER IV Kasten (70A, 70H, 7DA, 7DH)  
TRANSPORTER IV Pritsche/Fahrgestell (70E, 70L,  
70M, 7DE, 7DL)

11.9571-9819.2 220469 ←

 ATE

ø 57

11.9571-9820.2 220470 →



## FORD

GALAXY (WGR)

## SEAT

ALHAMBRA (7V8, 7V9)

## VW

SHARAN (7M8, 7M9, 7M6)  
TRANSPORTER IV Bus (70B, 70C, 7DB, 7DK, 70J,  
70K, 7DC, 7DJ)  
TRANSPORTER IV Kasten (70A, 70H, 7DA, 7DH)  
TRANSPORTER IV Pritsche/Fahrgestell (70E, 70L,  
70M, 7DE, 7DL)



# Abbildungen Bremssättel

Illustrations brake calipers - Ilustraciones pinzas de freno - Illustrations étriers de frein - Illustrazioni pinze freno

11.9571-9821.2 220579 ←



ø 57

11.9571-9822.2 220580 →



## TOYOTA

AVENSIS (\_T22\_)

AVENSIS Kombi (\_T22\_)

AVENSIS Liftback (\_T22\_)

11.9571-9835.2 220427 ←



ø 57

11.9571-9836.2 220428 →



## AUDI

A4 (8E2, B6)

A4 (8EC, B7)

A4 Avant (8E5, B6)

A4 Avant (8ED, B7)

A4 Cabriolet (8H7, B6, 8HE, B7)

A6 (4B2, C5)

A6 (4F2, C6)

A6 Avant (4B5, C5)

A6 Avant (4F5, C6)

## SEAT

EXEO (3R2)

EXEO ST (3R5)

## SKODA

SUPERB I (3U4)

## VW

PASSAT (3B2)

PASSAT (3B3)

PASSAT Variant (3B5)

PASSAT Variant (3B6)

# Abbildungen Bremssättel

Illustrations brake calipers - Ilustraciones pinzas de freno - Illustrations étriers de frein - Illustrazioni pinze freno

11.9571-9969.2 220955 ←

 ATE

ø 57

11.9571-9970.2 220956 →



## ALFA ROMEO

GIULIETTA (940\_)

## FIAT

500X (334\_)

## JEEP

RENEGADE Geländewagen geschlossen (BU, B1)

11.9576-9945.2 220931 ←

 ATE

ø 57

11.9576-9946.2 220932 →



## OPEL

VECTRA C (Z02)

VECTRA C Caravan (Z02)

VECTRA C CC (Z02)

## SAAB

9-3 (YS3F)

9-3 Cabriolet (YS3F)

9-3 Kombi (YS3F)

9-3X

## VAUXHALL

VECTRA Mk II (C) CC (Z02)

VECTRA Mk II (C) Kombi (Z02)

11.9576-9975.2 220649 ←

 ATE

ø 57

11.9576-9976.2 220650 →



## FORD

FOCUS II (DA\_, HCP, DP)

## MAZDA

3 (BL)

## VOLVO

C70 II Cabriolet (542)

S40 II (544)

V40 Schrägheck (525, 526)

V50 (545)

# Abbildungen Bremssättel

Illustrations brake calipers - Ilustraciones pinzas de freno - Illustrations étriers de frein - Illustrazioni pinze freno

11.9601-2601.2 220913 ←



ø 60

11.9601-2602.2 220914 →



## CHEVROLET

CRUZE (J300)  
CRUZE Schrägheck (J305)  
CRUZE Station Wagon (J308)  
ORLANDO (J309)  
TRAX  
VOLT

## OPEL

AMPERA (R12)  
ASTRA J (P10)  
ASTRA J Caravan (P10)  
ASTRA J GTC  
ASTRA J Stufenheck  
MOKKA / MOKKA X (J13)  
ZAFIRA TOURER C (P12)

## VAUXHALL

AMPERA (R12)  
ASTRA Mk VI (J) (P10)  
ASTRA Mk VI (J) CC (P10)  
ASTRA Mk VI (J) Kombi (P10)  
ASTRA Mk VI (J) Stufenheck (P10)  
MOKKA / MOKKA X (J13)  
ZAFIRA Mk III (P12)

11.9601-9711.2 220873 ←



ø 60

11.9601-9712.2 220874 →



## FORD

GALAXY (WA6)  
MONDEO IV (BA7)  
MONDEO IV Stufenheck (BA7)  
MONDEO IV Turnier (BA7)  
S-MAX (WA6)

## LAND ROVER

DISCOVERY SPORT (L550)  
FREELANDER 2 (L359)  
RANGE ROVER EVOQUE (L538)  
RANGE ROVER EVOQUE Cabriolet (L538)

## VOLVO

S60 II (134)  
S80 II (124)  
V60 (155, 157)  
V70 III (135)  
XC70 II (136)

# Abbildungen Bremssättel

Illustrations brake calipers - Ilustraciones pinzas de freno - Illustrations étriers de frein - Illustrazioni pinze freno

11.9601-9717.2 220901 ←



ø 60

11.9601-9718.2 220902 →



## CITROËN

BERLINGO (B9)  
BERLINGO Kasten (B9)  
BERLINGO Pritsche/Fahrgestell (B9)  
C4 II (B7)  
C4 Grand Picasso I (UA\_)  
C4 Picasso I Großraumlimousine (UD\_)

DS4

DS5

## DS

DS5

DS 4 / DS 4 CROSSBACK

## PEUGEOT

3008 Großraumlimousine (0U\_)

5008 (0U\_, 0E\_)

PARTNER Kasten

PARTNER Pritsche/Fahrgestell

PARTNER Tepee

11.9601-9731.2 220853 ←



ø 60

11.9601-9732.2 220854 →



## CITROËN

C5 III (RD\_)

C5 III Break (RW\_)

## PEUGEOT

407 (6D\_)

407 Coupe (6C\_)

407 SW (6E\_)

# Abbildungen Bremssättel

Illustrations brake calipers - Ilustraciones pinzas de freno - Illustrations étriers de frein - Illustrazioni pinze freno

11.9601-9747.2 220965 ←



ATE

ø 60

11.9601-9748.2 220966 →



## JAGUAR

XF (X250)

XF SPORTBRAKE (X250)

XJ (X350)

11.9601-9753.2 220957 ←



ATE

ø 60

11.9601-9754.2 220958 →



## RENAULT

GRAND SCÉNIC III (JZ0/1\_)

LAGUNA III (BT0/1)

LAGUNA III Grandtour (KT0/1)

LAGUNA Coupe (DT0/1)

LATITUDE (L70\_)

11.9601-9883.2 220917 ←



ATE

ø 60

11.9601-9884.2 220918 →



## CITROËN

C5 III (RD\_)

C5 III Break (RW\_)

C6 (TD\_)

DS4

DS5

## DS

DS5

DS 4 / DS 4 CROSSBACK

## PEUGEOT

308 (4A\_, 4C\_)

308 CC (4B\_)

# Abbildungen Bremssättel

Illustrations brake calipers - Ilustraciones pinzas de freno - Illustrations étriers de frein - Illustrazioni pinze freno

11.9601-9883.2 220917 



ATE

ø 60

11.9601-9884.2 220918 



407 (6D\_)  
407 Coupe (6C\_)  
407 SW (6E\_)  
508 I (8D\_)  
508 SW I (8E\_)  
RCZ

11.9606-9001.2 220961 



ATE

ø 60

11.9606-9002.2 220962 



## JAGUAR

F-TYPE Cabriolet (X152)  
F-TYPE Coupe (X152)  
XF (X250)  
XF SPORTBRAKE (X250)  
XJ (X351)

11.9606-9945.2 220727 



ATE

ø 60

11.9606-9946.2 220728 



## VOLVO

S60 II (134)  
S80 II (124)  
V60 (155, 157)  
V70 III (135)  
XC70 II (136)



# Abbildungen Bremssättel

Illustrations brake calipers - Ilustraciones pinzas de freno - Illustrations étriers de frein - Illustrazioni pinze freno

11.9606-9949.2 220879 ←



ø 60

11.9606-9950.2 220880 →



## FORD

GALAXY (WA6)

S-MAX (WA6)

## VOLVO

S60 II (134)

S80 II (124)

V60 (155, 157)

V70 III (135)

XC70 II (136)

11.9606-9953.2 220587 ←



ø 60

11.9606-9954.2 220588 →



## AUDI

A4 (8E2, B6)

A4 (8EC, B7)

A4 Avant (8E5, B6)

A4 Avant (8ED, B7)

A4 Cabriolet (8H7, B6, 8HE, B7)

A6 (4F2, C6)

A6 Allroad (4FH, C6)

A6 Avant (4F5, C6)

A8 (4E2, 4E8)

## SEAT

EXEO (3R2)

EXEO ST (3R5)

# Abbildungen Bremssättel

Illustrations brake calipers - Ilustraciones pinzas de freno - Illustrations étriers de frein - Illustrazioni pinze freno

11.9606-9957.2 220815 

 ATE

ø 60



## AUDI

A4 Cabriolet (8H7, B6, 8HE, B7)

A8 (4E2, 4E8)

11.9606-9959.2 220729 

 ATE

ø 60



## VOLVO

XC90 I (275)

11.9606-9965.2 220817 

 ATE

ø 60

11.9606-9966.2 220818 

## AUDI

A6 (4B2, C5)

A6 Avant (4B5, C5)

ALLROAD (4BH, C5)



# Abbildungen Bremssättel

Illustrations brake calipers - Ilustraciones pinzas de freno - Illustrations étriers de frein - Illustrazioni pinze freno

11.9606-9971.2 220589 ←

 ATE

ø 60

11.9606-9972.2 220590 →



## OPEL

SIGNUM CC (Z03)  
VECTRA C (Z02)  
VECTRA C Caravan (Z02)  
VECTRA C CC (Z02)

## SAAB

9-3 (YS3F)  
9-3 Cabriolet (YS3F)  
9-3 Kombi (YS3F)  
9-3X

## VAUXHALL

SIGNUM (Z03)  
VECTRA Mk II (C) (Z02)  
VECTRA Mk II (C) CC (Z02)  
VECTRA Mk II (C) Kombi (Z02)

13.2351-0013.2 210010 ←

 ATE

ø 35

13.2351-0014.2 210011 →



## OPEL

ASTRA F (T92)  
ASTRA F Cabriolet (T92)  
ASTRA F Caravan (T92)  
ASTRA F CC (T92)  
CALIBRA A (C89)  
KADETT E CC (T85)  
VECTRA A (J89)  
VECTRA A CC (J89)

## SAAB

900 II  
900 II Cabriolet  
900 II Coupe

## VAUXHALL

ASTRA Mk II CC (T85)  
ASTRA Mk III (F) Cabriolet (T92)  
ASTRA Mk III (F) CC (T92)  
ASTRA Mk III (F) Stufenheck (T92)  
CALIBRA (C89)  
CAVALIER Mk III CC (J89)  
CAVALIER Mk III Stufenheck (J89)

## Abbildungen Bremssättel

Illustrations brake calipers - Ilustraciones pinzas de freno - Illustrations étriers de frein - Illustrazioni pinze freno

13.2351-0025.2 210210 ◀



ø 35

13.2351-0026.2 210211 ▶



### CHEVROLET

VECTRA

### OPEL

VECTRA B (J96)

VECTRA B Caravan (J96)

VECTRA B CC (J96)

### SAAB

9-3 (YS3D)

9-3 Cabriolet (YS3D)

900 II

900 II Cabriolet

900 II Coupe

### VAUXHALL

VECTRA (B) CC (J96)

VECTRA (B) Kombi (J96)

VECTRA (B) Stufenheck (J96)

13.2351-8019.2 210139 ◀



ø 35

13.2351-8020.2 210140 ▶



### MERCEDES-BENZ

C-CLASS (W202)



# Abbildungen Bremssättel

Illustrations brake calipers - Ilustraciones pinzas de freno - Illustrations étriers de frein - Illustrazioni pinze freno

13.2361-8003.2 210220 

 ATE

ø 36

13.2361-8004.2 210221 



## MERCEDES-BENZ

C-CLASS (W202)  
C-CLASS T-Model (S202)  
CLK (C208)  
CLK Cabriolet (A208)  
E-CLASS (W210)  
SLK (R170)

13.2361-8005.2 210237 

 ATE

ø 36

13.2361-8006.2 210238 



## MERCEDES-BENZ

E-CLASS (W210)

13.2421-0043.2 210193 

 ATE

ø 42

13.2421-0044.2 210194 



## OPEL

OMEGA B (V94)  
OMEGA B Caravan (V94)

## VAUXHALL

OMEGA (B) Kombi (V94)  
OMEGA (B) Stufenheck (V94)

# Abbildungen Bremssättel

Illustrations brake calipers - Ilustraciones pinzas de freno - Illustrations étriers de frein - Illustrazioni pinze freno

13.2421-8025.2 210061 ←



ø 42

13.2421-8026.2 210062 →



## MERCEDES-BENZ

C-CLASS (W202)  
C-CLASS T-Model (S202)  
C-CLASS T-Model (S203)  
CLK (C208)  
CLK Cabriolet (A208)  
E-CLASS (W124)  
E-CLASS (W210)  
SALOON (W124)  
SL (R129)  
SLK (R170)

13.4441-8013.2 210261 ←



ø 44

13.4441-8014.2 210262 →



## MERCEDES-BENZ

T1/TN Kasten/Kombi  
T1/TN Pritsche/Fahrgestell  
T1 Bus (601)  
T1 Bus (602)  
T1 Kasten (601, 611)  
T1 Kasten (602)  
T1 Pritsche/Fahrgestell (601)  
T1 Pritsche/Fahrgestell (602)  
T2/LN1 Kasten/Kombi  
T2/LN1 Kipper  
T2/LN1 Pritsche/Fahrgestell

13.4441-8017.2 210265 ←



ø 44

13.4441-8018.2 210266 →



## MERCEDES-BENZ

T1/TN Kasten/Kombi  
T1/TN Pritsche/Fahrgestell  
T1 Bus (602)  
T1 Kasten (602)  
T1 Pritsche/Fahrgestell (602)  
T2/LN1 Kasten/Kombi  
T2/LN1 Kipper  
T2/LN1 Pritsche/Fahrgestell



# Abbildungen Bremssättel

Illustrations brake calipers - Ilustraciones pinzas de freno - Illustrations étriers de frein - Illustrazioni pinze freno

13.9361-0023.2 210241 

 ATE

ø 36

13.9361-0024.2 210242 



## MERCEDES-BENZ

C-CLASS (W203)  
C-CLASS Coupe (CL203)  
CLC-CLASS (CL203)  
CLK (C209)  
CLK Cabriolet (A209)  
SLK (R171)

13.9361-0035.2 210253 

 ATE

ø 36

13.9361-0036.2 210254 



## MERCEDES-BENZ

C-CLASS (W203)  
C-CLASS Coupe (CL203)  
C-CLASS T-Model (S203)  
CLC-CLASS (CL203)  
CLK (C208)  
CLK (C209)  
CLK Cabriolet (A208)  
CLK Cabriolet (A209)  
SLK (R171)

13.9421-7009.2 210269 

 ATE

ø 42

13.9421-7010.2 210270 



## MERCEDES-BENZ

E-CLASS (W210)  
E-CLASS T-Model (S210)

# Abbildungen Bremssättel

Illustrations brake calipers - Ilustraciones pinzas de freno - Illustrations étriers de frein - Illustrazioni pinze freno

13.9426-7001.2 210255 

 ATE

ø 42

13.9426-7002.2 210256 



**MERCEDES-BENZ**

S-CLASS (W220)

13.9426-7003.2 210271 

 ATE

ø 42

13.9426-7004.2 210272 



**MERCEDES-BENZ**

S-CLASS (W220)

S-CLASS Coupe (C215)

13.9426-7005.2 210273 

 ATE

ø 42

13.9426-7006.2 210274 



**MERCEDES-BENZ**

S-CLASS (W220)

S-CLASS Coupe (C215)

# Abbildungen Bremssättel

Illustrations brake calipers - Ilustraciones pinzas de freno - Illustrations étriers de frein - Illustrazioni pinze freno

13.9441-0041.2 210279 ◀

 ATE

ø 44

13.9441-0042.2 210280 ▶



## MERCEDES-BENZ

G-CLASS (W460)  
G-CLASS (W461)  
G-CLASS (W463)  
G-CLASS Cabrio (W463)

24.3281-1701.5 240433 ◀

 TRW

ø 28

24.3281-1702.5 240434 ▶



## MERCEDES-BENZ

A-CLASS (W168)

24.3301-1703.5 240860 ◀

 TRW

ø 30

24.3301-1704.5 240861 ▶



## MERCEDES-BENZ

A-CLASS (W169)  
B-CLASS (W245)

# Abbildungen Bremssättel

Illustrations brake calipers - Ilustraciones pinzas de freno - Illustrations étriers de frein - Illustrazioni pinze freno

24.3304-1701.5 240113 ←

 TRW

ø 30

24.3304-1702.5 240114 →



## HONDA

CIVIC VI Aerodeck (MB, MC)  
CIVIC VI Fastback (MA, MB)  
CIVIC VI Hatchback (EJ, EK)  
CIVIC VI Stufenheck (EJ, EK)  
CONCERTO (HW, MA)  
CONCERTO Stufenheck (HWW)

## ROVER

200 Coupe (XW)  
200 Schrägheck (RF)  
COUPE

24.3304-1709.5 240359 ←

 AKE

ø 30

24.3304-1710.5 240360 →



## NISSAN

MICRA II (K11)

24.3304-1711.5 240395 ←



ø 30

24.3304-1712.5 240396 →



## HONDA

CIVIC VI Coupe (EJ, EM1)  
CIVIC VI Hatchback (EJ, EK)  
CIVIC VI Stufenheck (EJ, EK)  
CRX III (EH, EG)

# Abbildungen Bremssättel

Illustrations brake calipers - Ilustraciones pinzas de freno - Illustrations étriers de frein - Illustrazioni pinze freno

24.3304-1713.7 220885 ←



ø 30

24.3304-1714.7 220886 →



## HONDA

CITY Stufenheck (GM2, GM3)

JAZZ II (GD\_, GE3, GE2)

JAZZ III (GE\_, GG\_, GP\_)

JAZZ Stufenheck (GD\_)

24.3321-1701.5 240906 ←



ø 32

24.3321-1702.5 240907 →



## TOYOTA

YARIS VERSO (\_P2\_)

24.3331-0037.5 240547 ←



ATE ø 33

24.3331-0038.5 240548 →



## PEUGEOT

406 (8B)

406 Break (8E/F)

406 Coupe (8C)

# Abbildungen Bremssättel

Illustrations brake calipers - Ilustraciones pinzas de freno - Illustrations étriers de frein - Illustrazioni pinze freno

24.3331-1701.5 240543 ←



**BOS**

ø 33

24.3331-1702.5 240544 →



## MERCEDES-BENZ

V-CLASS (638/2)  
VITO Bus (638)  
VITO Kasten (638)

24.3341-1703.5 240443 ←



ø 34

24.3341-1704.5 240444 →



## TOYOTA

COROLLA (\_E12\_)  
COROLLA Kombi (\_E12\_)  
COROLLA Stufenheck (\_E12\_)

24.3344-1703.5 240117 ←



**TRW**

ø 34

24.3344-1704.5 240118 →



## ALFA ROMEO

145 (930\_)  
146 (930\_)  
155 (167\_)  
SPIDER (916\_)

## FIAT

BARCETTA (183\_)  
BRAVO I (182\_)  
COUPE (175\_)  
TEMPRA (159\_)  
TEMPRA S.W. (159\_)  
TIPO (160\_)



## Abbildungen Bremssättel

Illustrations brake calipers - Ilustraciones pinzas de freno - Illustrations étriers de frein - Illustrazioni pinze freno

24.3344-1703.5 240117 



TRW

ø 34

24.3344-1704.5 240118 



### LANCIA

DEDRA (835\_)  
DEDRA SW (835\_)  
DELTA II (836\_)

24.3344-1705.5 240273 



TRW

ø 34

24.3344-1706.5 240274 



### FORD

FOCUS (DAW, DBW)  
FOCUS Stufenheck (DFW)  
FOCUS Turnier (DNW)

24.3344-1707.5 240808 



TRW

ø 34

24.3344-1708.5 240809 



### RENAULT

MEGANE I Grandtour (KA0/1\_)  
MEGANE Scenic (JA0/1\_)  
SCÉNIC I Großraumlimousine (JA0/1\_, FA0\_)

# Abbildungen Bremssättel

Illustrations brake calipers - Ilustraciones pinzas de freno - Illustrations étriers de frein - Illustrazioni pinze freno

24.3344-1709.5 240810 

 TRW

ø 34

24.3344-1710.5 240811 



## AUDI

A2 (8Z0)

## SEAT

CORDOBA (6L2)

IBIZA III (6L1)

IBIZA IV (6J5, 6P1)

IBIZA IV SPORTCOUPE (6J1, 6P5)

IBIZA IV ST (6J8, 6P8)

## VW

POLO (9N\_)

POLO Stufenheck (9A4, 9A2, 9N2)

24.3344-1711.5 240894 

 TRW

ø 34

24.3344-1712.5 240895 



## SEAT

AROSA (6H)

CORDOBA (6K1, 6K2)

CORDOBA Vario (6K5)

IBIZA II (6K1)

## VW

LUPO (6X1, 6E1)

POLO (6N1)

POLO (6N2)

POLO CLASSIC (6V2)

24.3344-1712.7 220540 

 TRW

ø 34



## SEAT

AROSA (6H)

CORDOBA (6K1, 6K2)

CORDOBA Vario (6K5)

IBIZA II (6K1)

## VW

LUPO (6X1, 6E1)

POLO (6N1)

POLO (6N2)

POLO CLASSIC (6V2)

# Abbildungen Bremssättel

Illustrations brake calipers - Ilustraciones pinzas de freno - Illustrations étriers de frein - Illustrazioni pinze freno

24.3344-1713.5 240812 ←

 TRW

ø 34

24.3344-1714.5 240813 →



## OPEL

ASTRA G Caravan (T98)  
ASTRA G CC (T98)  
ASTRA G Coupe (T98)  
ASTRA G Kasten (F70)  
ASTRA G Stufenheck (T98)

## VAUXHALL

ASTRA Mk IV (G) CC (T98)  
ASTRA Mk IV (G) Coupe (T98)  
ASTRA Mk IV (G) Kombi (T98)  
ASTRA Mk IV (G) Stufenheck (T98)  
ASTRAVAN Mk IV (G) (T98)

24.3344-1717.5 240341 ←

 TRW

ø 34

24.3344-1718.5 240342 →



## NISSAN

ALMERA II (N16)  
ALMERA II Hatchback (N16)  
PRIMERA (P11)  
PRIMERA Hatchback (P11)  
PRIMERA Traveller (WP11)

24.3344-1719.5 240343 ←



ø 34

24.3344-1720.5 240344 →



## NISSAN

ALMERA I (N15)  
ALMERA I Hatchback (N15)  
ALMERA II (N16)  
ALMERA II Hatchback (N16)

# Abbildungen Bremssättel

Illustrations brake calipers - Ilustraciones pinzas de freno - Illustrations étriers de frein - Illustrazioni pinze freno

24.3344-1723.5 240425   TRW  ø 34  
24.3344-1724.5 240426 



## NISSAN

ALMERA II (N16)

ALMERA II Hatchback (N16)

24.3344-1725.5 240862   TRW  ø 34  
24.3344-1726.5 240863 



## MITSUBISHI

COLT VI (Z3\_A, Z2\_A)

COLT CZC Cabriolet (RG)

## SMART

FORFOUR (454)

24.3344-1727.5 240776    ø 34  
24.3344-1728.5 240777 



## HYUNDAI

COUPE (RD)

LANTRA II (J-2)

LANTRA II Kombi (J-2)

## KIA

CERATO Schrägheck (LD)

CERATO Stufenheck (LD)

## Abbildungen Bremssättel

Illustrations brake calipers - Ilustraciones pinzas de freno - Illustrations étriers de frein - Illustrazioni pinze freno

24.3347-1703.5 240814 

 TRW

ø 34

24.3347-1704.5 240815 



### RENAULT

CLIO III (BR0/1, CR0/1)  
CLIO III Kasten (SB\_, SR\_)  
CLIO Grandtour (KR0/1\_)  
MODUS / GRAND MODUS (F/JP0\_)

24.3347-1707.5 240896 

 TRW

ø 34

24.3347-1708.5 240897 



### RENAULT

SCÉNIC II (JM0/1\_)

24.3347-1709.5 240846 

 TRW

ø 34

24.3347-1710.5 240847 



### RENAULT

CLIO IV (BH\_)  
FLUENCE (L3\_)  
GRAND SCÉNIC III (JZ0/1\_)  
MEGANE II (BM0/1\_, CM0/1\_)  
MEGANE II Coupé-Cabriolet (EM0/1\_)  
MEGANE II Kombi (KM0/1\_)  
MEGANE II Stufenheck (LM0/1\_)  
MEGANE III Coupe (DZ0/1\_)  
MEGANE III Grandtour (KZ0/1)  
MEGANE III Schrägheck (BZ0/1\_)  
MEGANE IV Grandtour (K9A/M/N\_)  
MEGANE IV Schrägheck (B9A/M/N\_)

## Abbildungen Bremssättel

Illustrations brake calipers - Ilustraciones pinzas de freno - Illustrations étriers de frein - Illustrazioni pinze freno

24.3347-1709.5 240846 ←

 TRW

ø 34

24.3347-1710.5 240847 →



MEGANE IV Stufenheck  
MEGANE CC (EZ0/1\_)  
SCÉNIC II (JM0/1\_)  
SCÉNIC III (JZ0/1\_)  
TWINGO II (CN0\_)  
WIND (E4M\_)

24.3347-1715.5 240719 ←

 TRW

ø 34

24.3347-1716.5 240720 →



### ABARTH

500 / 595 / 695 (312\_)

500C / 595C / 695C (312\_)

### FIAT

500 (312\_)

500 C (312\_)

IDEA (350\_)

PANDA (169\_)

PANDA Van (169\_)

PUNTO (188\_)

### LANCIA

MUSA (350\_)

YPSILON (843\_)



# Abbildungen Bremssättel

Illustrations brake calipers - Ilustraciones pinzas de freno - Illustrations étriers de frein - Illustrazioni pinze freno

24.3354-1701.5 240347 ←



AKE

ø 35

24.3354-1702.5 240348 →



## MAZDA

323 F VI (BJ)  
323 S VI (BJ)  
626 V (GF)  
626 V Hatchback (GF)  
626 V Station Wagon (GW)  
PREMACY (CP)

24.3361-8503.5 240513 ←



ATE

ø 36

24.3361-8504.5 240514 →



## BMW

3 (E36)  
3 Cabriolet (E36)  
3 Coupe (E36)  
Z1 Roadster

24.3361-8505.5 240633 ←



ATE

ø 36

24.3361-8506.5 240634 →



## BMW

Z3 Coupe (E36)  
Z3 Roadster (E36)

# Abbildungen Bremssättel

Illustrations brake calipers - Ilustraciones pinzas de freno - Illustrations étriers de frein - Illustrazioni pinze freno

24.3361-9975.5 240541 ←



ATE

ø 36

24.3361-9976.5 240542 →



## CITROËN

EVASION Großraumlimousine (22, U6)

## FIAT

ULYSSE (220\_)

## LANCIA

ZETA (22\_)

## PEUGEOT

806 (221)

24.3364-1705.5 240311 ←



BOS

ø 36

24.3364-1706.5 240312 →



## FORD

MONDEO I Turnier (BNP)

MONDEO II (BAP)

MONDEO II Stufenheck (BFP)

MONDEO II Turnier (BNP)

24.3367-1707.5 240898 ←



TRW

ø 36

24.3367-1708.5 240899 →



## OPEL

ASTRA CLASSIC Schrägheck (A04)

ASTRA G Caravan (T98)

ASTRA G CC (T98)

ASTRA G Kasten (F70)

ASTRA G Stufenheck (T98)

ASTRA H (A04)

ASTRA H Caravan (A04)

ASTRA H GTC (A04)

ASTRA H Kasten (L70)

ASTRA H Stufenheck (A04)

ASTRA H TwinTop (A04)

MERIVA A Großraumlimousine (X03)

# Abbildungen Bremssättel

Illustrations brake calipers - Ilustraciones pinzas de freno - Illustrations étriers de frein - Illustrazioni pinze freno

24.3367-1707.5 240898 ←

 TRW

ø 36

24.3367-1708.5 240899 →



## VAUXHALL

ASTRA Mk IV (G) CC (T98)  
ASTRA Mk IV (G) Kombi (T98)  
ASTRA Mk IV (G) Stufenheck (T98)  
ASTRA Mk V (H) CC (A04)  
ASTRA Mk V (H) CC (A04)  
ASTRA Mk V (H) Convertible (A04)  
ASTRA Mk V (H) Kombi (A04)  
ASTRAVAN Mk IV (G) (T98)  
ASTRAVAN Mk V (H) (A04)  
MERIVA Mk I (A) (X03)

24.3367-1711.5 240864 ←

 TRW

ø 36

24.3367-1712.5 240865 →



## MINI


MINI (R56)  
MINI Cabriolet (R57)  
MINI CLUBMAN (R55)  
MINI CLUBVAN (R55)  
MINI Coupe (R58)  
MINI Roadster (R59)

24.3367-1713.5 240900 ←

 TRW

ø 36

24.3367-1714.5 240901 →



## OPEL

ASTRA G Cabriolet (T98)  
ASTRA G Caravan (T98)  
ASTRA G CC (T98)  
ASTRA G Stufenheck (T98)  
MERIVA A Großraumlimousine (X03)

## VAUXHALL

ASTRA Mk IV (G) Cabriolet (T98)  
ASTRA Mk IV (G) CC (T98)  
ASTRA Mk IV (G) Kombi (T98)  
ASTRA Mk IV (G) Stufenheck (T98)  
ASTRAVAN Mk IV (G) (T98)

## Abbildungen Bremssättel

Illustrations brake calipers - Ilustraciones pinzas de freno - Illustrations étriers de frein - Illustrazioni pinze freno

24.3367-1713.5 240900 ◀



TRW

ø 36

24.3367-1714.5 240901 ▶

MERIVA Mk I (A) (X03)



24.3381-1707.7 220831 ◀



NIS

ø 38

24.3381-1708.7 220832 ▶

**HONDA**

ACCORD VIII (CU)

ACCORD VIII Kombi (CW)

ACCORD IX Stufenheck (CR)

CR-V II (RD\_)



24.3381-8503.5 240515 ◀



ATE

ø 38

24.3381-8504.5 240516 ▶

**BMW**

5 (E34)

7 (E32)



## Abbildungen Bremssättel

Illustrations brake calipers - Ilustraciones pinzas de freno - Illustrations étriers de frein - Illustrazioni pinze freno

24.3384-1601.5 240013 ←

 TRW

ø 38

24.3384-1602.5 240014 →



### AUDI

80 (89, 89Q, 8A, B3)  
90 (89, 89Q, 8A, B3)  
100 (4A2, C4)  
100 (44, 44Q, C3)  
100 Avant (4A5, C4)  
100 Avant (44, 44Q, C3)  
CABRIOLET (8G7, B4)  
COUPE (89, 8B)

24.3384-1603.5 240015 ←

 TRW

ø 38

24.3384-1604.5 240016 →



### SEAT

CORDOBA (6K1, 6K2)  
IBIZA II (6K1)  
TOLEDO I (1L)

### VW

CORRADO (53I)  
GOLF II (19E, 1G1)  
GOLF II Van (19E, 1G1)  
GOLF III (1H1)  
JETTA II (19E, 1G2, 165)  
PASSAT (3A2, 35I)  
PASSAT Variant (3A5, 35I)  
PASSAT Variant (33B)  
VENTO (1H2)



# Abbildungen Bremssättel

Illustrations brake calipers - Ilustraciones pinzas de freno - Illustrations étriers de frein - Illustrazioni pinze freno

24.3384-1605.5 240295 ←

 TRW

ø 38

24.3384-1606.5 240296 →



## PEUGEOT

405 I (15B)  
405 I Break (15E)  
405 II (4B)  
405 II Break (4E)

24.3384-1701.5 240169 ←

 TRW

ø 38

24.3384-1702.5 240170 →



## AUDI

80 (8C2, B4)  
80 Avant (8C5, B4)

24.3384-1703.5 240055 ←

 TRW

ø 38

24.3384-1704.5 240056 →



## AUDI

80 (89, 89Q, 8A, B3)  
90 (89, 89Q, 8A, B3)  
100 (4A2, C4)  
100 (44, 44Q, C3)  
100 Avant (4A5, C4)  
100 Avant (44, 44Q, C3)  
200 (44, 44Q)  
A6 (4A2, C4)  
A6 Avant (4A5, C4)  
A8 (4D2, 4D8)  
COUPE (89, 8B)



## Abbildungen Bremssättel

Illustrations brake calipers - Ilustraciones pinzas de freno - Illustrations étriers de frein - Illustrazioni pinze freno

24.3384-1707.5 240171 ←

 TRW

ø 38

24.3384-1708.5 240172 →



### FORD

GALAXY (WGR)

### SEAT

ALHAMBRA (7V8, 7V9)

CORDOBA (6K1, 6K2)

IBIZA II (6K1)

TOLEDO I (1L)

### VW

CORRADO (53I)

GOLF III (1H1)

GOLF III Cabriolet (1E7)

GOLF III Variant (1H5)

GOLF IV Cabriolet (1E7)

PASSAT (3A2, 35I)

PASSAT Variant (3A5, 35I)

SHARAN (7M8, 7M9, 7M6)

VENTO (1H2)

24.3384-1709.5 240257 ←

 TRW

ø 38

24.3384-1710.5 240258 →



### AUDI

100 (4A2, C4)

100 Avant (4A5, C4)

A6 (4A2, C4)

A6 Avant (4A5, C4)

CABRIOLET (8G7, B4)

COUPE (89, 8B)

## Abbildungen Bremssättel

Illustrations brake calipers - Ilustraciones pinzas de freno - Illustrations étriers de frein - Illustrazioni pinze freno

24.3384-1713.5 240431 ◀



**BOS**

ø 38

24.3384-1714.5 240432 ▶



### FORD

MONDEO III (B5Y)

MONDEO III Stufenheck (B4Y)

24.3384-1715.5 240265 ◀



**TRW**

ø 38

24.3384-1716.5 240266 ▶



### FORD

GALAXY (WGR)

### SEAT

ALHAMBRA (7V8, 7V9)

### VW

SHARAN (7M8, 7M9, 7M6)

TRANSPORTER IV Bus (70B, 70C, 7DB, 7DK, 70J, 70K, 7DC, 7DJ)

TRANSPORTER IV Kasten (70A, 70H, 7DA, 7DH)

TRANSPORTER IV Pritsche/Fahrgestell (70E, 70L, 70M, 7DE, 7DL)

24.3384-1717.5 240267 ◀



**TRW**

ø 38

24.3384-1718.5 240268 ▶



### VW

TRANSPORTER IV Bus (70B, 70C, 7DB, 7DK, 70J, 70K, 7DC, 7DJ)

TRANSPORTER IV Kasten (70A, 70H, 7DA, 7DH)

TRANSPORTER IV Pritsche/Fahrgestell (70E, 70L, 70M, 7DE, 7DL)

# Abbildungen Bremssättel

Illustrations brake calipers - Ilustraciones pinzas de freno - Illustrations étriers de frein - Illustrazioni pinze freno

24.3384-1719.5 240259 ←

 **TRW** ø 38

24.3384-1720.5 240260 →



## AUDI

A4 (8D2, B5)  
A4 Avant (8D5, B5)

24.3384-1721.5 240255 ←

 **TRW** ø 38

24.3384-1722.5 240256 →



## VOLVO

S40 I (644)  
V40 Kombi (645)

24.3384-1723.5 240842 ←

 **TRW** ø 38

24.3384-1724.5 240843 →



## AUDI

A3 (8L1)  
TT (8N3)  
TT Roadster (8N9)

## SEAT

CORDOBA (6K1, 6K2)  
CORDOBA Vario (6K5)  
IBIZA II (6K1)  
TOLEDO II (1M2)

## SKODA

OCTAVIA I (1U2)  
OCTAVIA I Combi (1U5)

# Abbildungen Bremssättel

Illustrations brake calipers - Ilustraciones pinzas de freno - Illustrations étriers de frein - Illustrazioni pinze freno

24.3384-1723.5 240842 ←

 TRW

ø 38

24.3384-1724.5 240843 →



## VW

GOLF III Cabriolet (1E7)  
GOLF IV (1J1)  
GOLF IV Cabriolet (1E7)  
GOLF IV Van (1J1)  
NEW BEETLE (9C1, 1C1)  
POLO Variant (6V5)

24.3384-1725.5 240261 ←

 TRW

ø 38

24.3384-1726.5 240262 →



## AUDI

A4 (8D2, B5)  
A4 Avant (8D5, B5)

24.3384-1729.5 240816 ←

 TRW

ø 38

24.3384-1730.5 240817 →



## AUDI

A3 (8L1)  
TT (8N3)  
TT Roadster (8N9)

## SEAT

CORDOBA (6L2)  
IBIZA III (6L1)  
LEON (1M1)  
TOLEDO II (1M2)

## SKODA

FABIA I (6Y2)  
FABIA I Combi (6Y5)

## Abbildungen Bremssättel

Illustrations brake calipers - Ilustraciones pinzas de freno - Illustrations étriers de frein - Illustrazioni pinze freno

24.3384-1729.5 240816 ←

 TRW

ø 38

24.3384-1730.5 240817 →



FABIA I Praktik (6Y5)  
FABIA I Stufenheck (6Y3)  
FABIA II (542)  
FABIA II Combi (545)  
ROOMSTER (5J)  
ROOMSTER Praktik (5J)

### VW

GOLF IV (1J1)  
GOLF IV Van (1J1)  
NEW BEETLE (9C1, 1C1)  
NEW BEETLE Cabriolet (1Y7)  
POLO (9N\_)  
POLO Stufenheck (9A4, 9A2, 9N2)

24.3384-1731.5 240818 ←

 TRW

ø 38

24.3384-1732.5 240819 →



### AUDI

A4 (8D2, B5)  
A4 Avant (8D5, B5)  
A6 (4B2, C5)  
A6 Avant (4B5, C5)

### SKODA

SUPERB I (3U4)

### VW

PASSAT (3B2)  
PASSAT (3B3)  
PASSAT Variant (3B5)  
PASSAT Variant (3B6)

24.3384-1733.5 240820 ←

 TRW

ø 38

24.3384-1734.5 240821 →



### AUDI

A6 (4B2, C5)  
A6 Avant (4B5, C5)  
ALLROAD (4BH, C5)

### VW

PASSAT (3B2)  
PASSAT (3B3)  
PASSAT Variant (3B5)  
PASSAT Variant (3B6)



## Abbildungen Bremssättel

Illustrations brake calipers - Ilustraciones pinzas de freno - Illustrations étriers de frein - Illustrazioni pinze freno

24.3384-1735.5 240822 ←

 TRW

ø 38

24.3384-1736.5 240823 →



### AUDI

A4 (8E2, B6)  
A4 (8EC, B7)  
A4 Avant (8E5, B6)  
A4 Avant (8ED, B7)  
A4 Cabriolet (8H7, B6, 8HE, B7)

### SEAT

EXEO (3R2)  
EXEO ST (3R5)

24.3384-1737.5 240301 ←

 TRW

ø 38

24.3384-1738.5 240302 →



### SEAT

CORDOBA (6K1, 6K2)  
CORDOBA Vario (6K5)  
IBIZA II (6K1)

### VW

POLO (6N1)  
POLO CLASSIC (6V2)

24.3384-1741.5 240924 ←

 TRW

ø 38

24.3384-1742.5 240925 →



### ALFA ROMEO

147 (937\_)  
156 (932\_)  
156 Sportwagon (932\_)  
GT (937\_)

### FIAT

LINEA (323\_, 110\_)

### LANCIA

LYBRA (839\_)  
LYBRA SW (839\_)



## Abbildungen Bremssättel

Illustrations brake calipers - Ilustraciones pinzas de freno - Illustrations étriers de frein - Illustrazioni pinze freno

24.3384-1743.5 240319 ←

 TRW

ø 38

24.3384-1744.5 240320 →



### MITSUBISHI

CARISMA (DA\_)

CARISMA Stufenheck (DA\_)

SPACE STAR Großraumlimousine (DG\_A)

### VOLVO

S40 I (644)

V40 Kombi (645)

24.3384-1745.5 240848 ←

 TRW

ø 38

24.3384-1746.5 240849 →



### AUDI

A3 (8L1)

TT (8N3)

TT Roadster (8N9)

### SEAT

LEON (1M1)

TOLEDO II (1M2)

### VW

BORA (1J2)

BORA Variant (1J6)

GOLF IV (1J1)

GOLF IV Van (1J1)

GOLF IV Variant (1J5)

NEW BEETLE (9C1, 1C1)

# Abbildungen Bremssättel

Illustrations brake calipers - Ilustraciones pinzas de freno - Illustrations étriers de frein - Illustrazioni pinze freno

24.3384-1749.5 240345 ←

 TRW

ø 38

24.3384-1750.5 240346 →



## HONDA

ACCORD VI (CK, CG, CH, CF8)  
ACCORD VI Hatchback (CH, CL)  
ACCORD VII (CL, CN)  
ACCORD VII (CM)  
ACCORD VII Tourer (CM, CN)

24.3384-1753.5 240824 ←

 TRW

ø 38

24.3384-1754.5 240825 →



## OPEL

ASTRA G Cabriolet (T98)  
ASTRA G Caravan (T98)  
ASTRA G CC (T98)  
ASTRA G Coupe (T98)  
MERIVA A Großraumlimousine (X03)  
ZAFIRA A Großraumlimousine (T98)

## VAUXHALL

ASTRA Mk IV (G) Cabriolet (T98)  
ASTRA Mk IV (G) CC (T98)  
ASTRA Mk IV (G) Coupe (T98)  
MERIVA Mk I (A) (X03)  
ZAFIRA Mk I (A) (T98)

# Abbildungen Bremssättel

Illustrations brake calipers - Ilustraciones pinzas de freno - Illustrations étriers de frein - Illustrazioni pinze freno

24.3384-1757.5 240473 ←

 BOS

ø 38

24.3384-1758.5 240474 →



## FORD

MONDEO III Turnier (BWY)

24.3384-1759.5 240800 ←

 TRW

ø 38

24.3384-1760.5 240801 →



## SEAT

LEON (5F1)  
LEON Kasten/Schrägheck (5F1)  
LEON SC (5F5)  
LEON ST (5F8)  
LEON ST Kasten/Kombi (5F8)

## SKODA

OCTAVIA III (5E3, NL3, NR3)  
OCTAVIA III Combi (5E5)

24.3384-1761.5 240850 ←

 TRW

ø 38

24.3384-1762.5 240851 →



## CITROËN

C8 (EA\_, EB\_)

## FIAT

ULYSSE (179\_)

## LANCIA

PHEDRA (179\_)

## PEUGEOT

807 (E)

# Abbildungen Bremssättel

Illustrations brake calipers - Ilustraciones pinzas de freno - Illustrations étriers de frein - Illustrazioni pinze freno

24.3384-1769.7 220791 ←



TRW

ø 38

24.3384-1770.7 220792 →



## CITROËN

C6 (TD\_)

24.3387-1701.5 240826 ←



TRW

ø 38

24.3387-1702.5 240827 →



## OPEL

ASTRA CLASSIC Schrägheck (A04)

ASTRA H (A04)

ASTRA H Caravan (A04)

ASTRA H GTC (A04)

ASTRA H Kasten (L70)

ASTRA H Stufenheck (A04)

ASTRA H TwinTop (A04)

COMBO (71\_)

COMBO Kasten/Kombi

COMBO Tour

MERIVA A Großraumlimousine (X03)

## VAUXHALL

ASTRA Mk V (H) CC (A04)

ASTRA Mk V (H) CC (A04)

ASTRA Mk V (H) Convertible (A04)

ASTRA Mk V (H) Kombi (A04)

ASTRAVAN Mk V (H) (A04)

COMBO Mk II (C) Kasten/Kombi (F25)

COMBO TOUR Mk II (C) (F25)

MERIVA Mk I (A) (X03)

## Abbildungen Bremssättel

Illustrations brake calipers - Ilustraciones pinzas de freno - Illustrations étriers de frein - Illustrazioni pinze freno

24.3387-1709.5 240888 ◀

 TRW

ø 38

24.3387-1710.5 240889 ▶



### CITROËN

C4 I (LC\_)  
C4 Coupe (LA\_)  
C4 Stufenheck

### PEUGEOT


307 (3A/C)  
307 Break (3E)  
307 CC (3B)

24.3387-1711.5 240868 ◀

 TRW

ø 38

24.3387-1712.5 240869 ▶



### CITROËN

BERLINGO / BERLINGO FIRST Großraumlimousine (MF, GJK, GFK)  
BERLINGO / BERLINGO FIRST Kasten (M\_)  
XSARA PICASSO (N68)

### PEUGEOT

PARTNER Combispace (5F)  
PARTNER Kasten (5)  
PARTNER Pritsche/Fahrgestell

24.3387-1713.5 240930 ◀

 TRW

ø 38

24.3387-1714.5 240931 ▶



### ALFA ROMEO

159 (939\_)  
159 Sportwagon (939\_)  
BRERA (939\_)  
SPIDER (939\_)

## Abbildungen Bremssättel

Illustrations brake calipers - Ilustraciones pinzas de freno - Illustrations étriers de frein - Illustrazioni pinze freno

24.3387-1725.7 221003 ←



TRW

ø 38

24.3387-1726.7 221004 →



### PEUGEOT

308 SW (4E\_, 4H\_)

24.3387-1727.7 221005 ←



TRW

ø 38

24.3387-1728.7 221006 →



### RENAULT

GRAND SCÉNIC II (JM0/1\_)

SCÉNIC II (JM0/1\_)

24.3387-1729.5 240878 ←



TRW

ø 38

24.3387-1730.5 240879 →



### SKODA

OCTAVIA II (1Z3)

OCTAVIA II Combi (1Z5)

### VW

GOLF VI (5K1)

GOLF PLUS (5M1, 521)

JETTA III (1K2)



# Abbildungen Bremssättel

Illustrations brake calipers - Ilustraciones pinzas de freno - Illustrations étriers de frein - Illustrazioni pinze freno

24.3387-1731.5 240880 ←

 TRW

ø 38

24.3387-1732.5 240881 →



## CITROËN

C4 I (LC\_)  
C4 II (B7)  
C4 Coupe (LA\_)  
C4 Stufenheck  
DS4

## DS

DS 4 / DS 4 CROSSBACK

## PEUGEOT

308 (4A\_, 4C\_)  
308 CC (4B\_)  
308 SW (4E\_, 4H\_)

24.3387-1733.5 240655 ←

 TRW

ø 38

24.3387-1734.5 240656 →



## CITROËN

C3 II (SC\_)  
C3 III (SX)  
C3 Picasso  
C4 CACTUS  
DS3  
DS3 Cabriolet

## DS

DS 3  
DS 3 Cabriolet

## PEUGEOT

207 (WA\_, WC\_)  
207 CC (WD\_)  
207 SW (WK\_)  
207 Van  
208 (CA\_, CC\_)  
208 Kasten (CR\_)  
2008 (CU\_)

# Abbildungen Bremssättel

Illustrations brake calipers - Ilustraciones pinzas de freno - Illustrations étriers de frein - Illustrazioni pinze freno

24.3387-1735.5 240657 ←

 TRW

ø 38

24.3387-1736.5 240658 →



## AUDI

A1 (8X1, 8XK)

A1 Sportback (8XA, 8XF)

## SEAT

IBIZA IV (6J5, 6P1)

IBIZA IV SPORTCOUPE (6J1, 6P5)

IBIZA IV ST (6J8, 6P8)

TOLEDO IV (KG3)

## SKODA

FABIA II (542)

FABIA II Combi (545)

FABIA III (NJ3)

FABIA III Kombi (NJ5)

RAPID (NH3)

RAPID Spaceback (NH1)

ROOMSTER (5J)

ROOMSTER Praktik (5J)

## VW

POLO (6R1, 6C1)

POLO Stufenheck (602, 604, 612, 614)

POLO Van (6R)

24.3387-1737.5 240703 ←

 TRW

ø 38

24.3387-1738.5 240704 →



## TOYOTA

COROLLA (\_E11\_)

COROLLA Compact (\_E11\_)

COROLLA Kombi (\_E11\_)

COROLLA Liftback (\_E11\_)

## Abbildungen Bremssättel

Illustrations brake calipers - Ilustraciones pinzas de freno - Illustrations étriers de frein - Illustrazioni pinze freno

24.3401-1703.5 240351 

 ATE

ø 40

24.3401-1704.5 240352 



### BMW

3 (E46)  
3 Cabriolet (E46)  
3 Compact (E46)  
3 Coupe (E46)  
3 Touring (E46)  
Z4 Coupe (E86)  
Z4 Roadster (E85)

### MG

MG ZT  
MG ZT- T

24.3401-1705.5 240423 

 ATE

ø 40

24.3401-1706.5 240424 



### BMW

3 (E46)  
3 Compact (E46)  
3 Coupe (E46)  
Z4 Roadster (E85)

24.3401-1707.5 240912 

 TRW

ø 40

24.3401-1708.5 240913 



### BMW

1 (E81)  
1 (E87)  
3 (E90)  
3 Coupe (E92)

# Abbildungen Bremssättel

Illustrations brake calipers - Ilustraciones pinzas de freno - Illustrations étriers de frein - Illustrazioni pinze freno

24.3401-8503.5 240521 ◀



ATE

ø 40

24.3401-8504.5 240522 ▶



**BMW**  
5 Touring (E34)

24.3401-9951.5 240667 ◀



ATE

ø 40

24.3401-9952.5 240668 ▶



**BMW**  
3 (E46)  
3 Touring (E46)

24.3401-9977.5 240523 ◀



ATE

ø 40

24.3401-9978.5 240524 ▶



**BMW**  
7 (E38)

## Abbildungen Bremssättel

Illustrations brake calipers - Ilustraciones pinzas de freno - Illustrations étriers de frein - Illustrazioni pinze freno

24.3411-1701.5 240361 ←



**AKE**

ø 41

24.3411-1702.5 240362 →



### OPEL

FRONTERA A (U92)  
FRONTERA A Sport (U92)  
FRONTERA B (U99)  
MONTEREY A (M92)  
MONTEREY B (M98)

### VAUXHALL

FRONTERA Mk I (A) (U92)  
FRONTERA Mk I (A) Sport (U92)  
FRONTERA Mk II (B) (U99)  
MONTEREY (M92)  
MONTEREY Mk II (M98)


24.3414-1703.5 240830 ←



**TRW**

ø 41

24.3414-1704.5 240831 →



### SEAT

TOLEDO II (1M2)

### SKODA

OCTAVIA I (1U2)  
OCTAVIA I Combi (1U5)

### VW

BORA (1J2)  
BORA Variant (1J6)  
GOLF IV Variant (1J5)

24.3414-1707.5 240337 ←



**TRW**

ø 41

24.3414-1708.5 240338 →



### NISSAN

NV300 Kasten (X82)  
NV300 Kombi (X82)  
NV300 Pritsche/Fahrgestell (X82)  
PRIMASTAR Bus (X83)  
PRIMASTAR Kasten (X83)  
PRIMASTAR Pritsche/Fahrgestell (X83)

### OPEL

VIVARO A Combi (X83)  
VIVARO A Kasten (X83)  
VIVARO A Pritsche/Fahrgestell (X83)  
VIVARO B Combi (X82)

# Abbildungen Bremssättel

Illustrations brake calipers - Ilustraciones pinzas de freno - Illustrations étriers de frein - Illustrazioni pinze freno

24.3414-1707.5 240337 ←

 **TRW** ø 41

24.3414-1708.5 240338 →



VIVARO B Kasten (X82)  
VIVARO B Pritsche/Fahrgestell (X82)

## RENAULT

TRAFIC II Bus (JL)  
TRAFIC II Kasten (FL)  
TRAFIC II Pritsche/Fahrgestell (EL)  
TRAFIC III Bus (JG\_)  
TRAFIC III Kasten (FG\_)  
TRAFIC III Pritsche/Fahrgestell (EG\_)

## VAUXHALL

VIVARO Combi (X82)  
VIVARO Combi (X83)  
VIVARO Kasten (X82)  
VIVARO Kasten (X83)  
VIVARO Pritsche/Fahrgestell (X82)  
VIVARO Pritsche/Fahrgestell (X83)

24.3414-1709.5 240834 ←

 **TRW** ø 41

24.3414-1710.5 240835 →



## AUDI

A3 (8P1)  
A3 Sportback (8PA)  
TT (8J3)  
TT Roadster (8J9)

## SEAT

ALTEA (5P1)  
LEON (1P1)  
TOLEDO III (5P2)

## SKODA

OCTAVIA II (1Z3)  
OCTAVIA II Combi (1Z5)  
SUPERB II (3T4)  
SUPERB II Kombi (3T5)  
YETI (5L)

## VW

EOS (1F7, 1F8)  
GOLF V (1K1)  
GOLF V Variant (1K5)  
GOLF VI (5K1)  
GOLF VI Variant (AJ5)  
GOLF PLUS (5M1, 521)  
JETTA III (1K2)  
SCIROCCO (137, 138)  
TOURAN (1T1, 1T2)  
TOURAN (1T3)



## Abbildungen Bremssättel

Illustrations brake calipers - Ilustraciones pinzas de freno - Illustrations étriers de frein - Illustrazioni pinze freno

24.3414-1711.5 240852 ←

 TRW ø 41

24.3414-1712.5 240853 →



### VW

MULTIVAN V (7HM, 7HN, 7HF, 7EF, 7EM, 7EN)  
MULTIVAN VI (SGF, SGM, SGN)  
TRANSPORTER V Bus (7HB, 7HJ, 7EB, 7EJ, 7EF, 7EG, 7HF, 7EC)  
TRANSPORTER V Kasten (7HA, 7HH, 7EA, 7EH)  
TRANSPORTER V Pritsche/Fahrgestell (7JD, 7JE, 7JL, 7JY, 7JZ,  
TRANSPORTER VI Bus (SGB, SGG, SGJ)  
TRANSPORTER VI Kasten (SGA, SGH)  
TRANSPORTER VI Pritsche/Fahrgestell (SFD, SFE, SFL, SFZ)

24.3414-1715.5 240589 ←

 TRW ø 41

24.3414-1716.5 240590 →



### CITROËN

JUMPY (VF7)  
JUMPY Kasten  
JUMPY Pritsche/Fahrgestell

### PEUGEOT

EXPERT Kasten (VF3A\_, VF3U\_, VF3X\_)  
EXPERT Pritsche/Fahrgestell  
EXPERT Tepee (VF3X\_)

24.3417-1701.5 240836 ←

 TRW ø 41

24.3417-1702.5 240837 →



### VW

CADDY III Kasten (2KA, 2KH, 2CA, 2CH)  
CADDY III Kombi (2KB, 2KJ, 2CB, 2CJ)

## Abbildungen Bremssättel

Illustrations brake calipers - Ilustraciones pinzas de freno - Illustrations étriers de frein - Illustrazioni pinze freno

24.3417-1703.5 240854 ←



TRW

ø 41

24.3417-1704.5 240855 →



### OPEL

ZAFIRA B (A05)

ZAFIRA B Van (A05)

### VAUXHALL

ZAFIRA Mk II (B) (A05)

24.3417-1711.5 240766 ←



TRW

ø 41

24.3417-1712.5 240767 →



### AUDI

TT (8J3)

TT Roadster (8J9)

### SKODA

SUPERB II (3T4)

SUPERB II Kombi (3T5)

### VW

EOS (1F7, 1F8)

24.3421-1705.5 240353 ←



ATE

ø 42

24.3421-1706.5 240354 →



### BMW

3 (E46)

3 Cabriolet (E46)

3 Coupe (E46)

3 Touring (E46)

X3 (E83)

# Abbildungen Bremssättel

Illustrations brake calipers - Ilustraciones pinzas de freno - Illustrations étriers de frein - Illustrazioni pinze freno

24.3421-1707.5 240445 ◀



ø 42

24.3421-1708.5 240446 ▶



## SMART

CABRIO (450)  
CITY-COUPE (450)  
CROSSBLADE (450)  
FORTWO Cabrio (450)  
FORTWO Coupe (450)  
ROADSTER (452)  
ROADSTER Coupe (452)

24.3421-1709.5 240697 ◀



TRW ø 42

24.3421-1710.5 240698 ▶



## FORD

TRANSIT Bus (E\_ \_)  
TRANSIT Bus (E\_ \_)  
TRANSIT Kasten (E\_ \_)  
TRANSIT Kasten (E\_ \_)  
TRANSIT Pritsche/Fahrgestell (E\_ \_)  
TRANSIT Pritsche/Fahrgestell (E\_ \_)  
TRANSIT TOURNEO

24.3421-9915.5 240641 ◀



ATE ø 42

24.3421-9916.5 240642 ▶



## AUDI

TT (8N3)  
TT Roadster (8N9)

## VW

GOLF IV (1J1)

# Abbildungen Bremssättel

Illustrations brake calipers - Ilustraciones pinzas de freno - Illustrations étriers de frein - Illustrazioni pinze freno

24.3421-9937.5 240563   **ø 42**  
24.3421-9938.5 240564 



**BMW**  
X5 (E53)

24.3421-9965.5 240645   **ATE** **ø 42**  
24.3421-9966.5 240646 



**MERCEDES-BENZ**  
G-CLASS (W463)  
GL-CLASS (X164)  
M-CLASS (W164)  
R-CLASS (W251, V251)

24.3421-9979.5 240475   **ATE** **ø 42**  
24.3421-9980.5 240476 



**VOLVO**  
S60 I (384)  
S80 I (184)  
V70 II (285)  
XC70 CROSS COUNTRY (295)

# Abbildungen Bremssättel

Illustrations brake calipers - Ilustraciones pinzas de freno - Illustrations étriers de frein - Illustrazioni pinze freno

24.3424-1701.5 240561 ←



**BOS**

ø 42

24.3424-1702.5 240562 →



## NISSAN

INTERSTAR Bus (X70)

INTERSTAR Kasten (X70)

INTERSTAR Pritsche/Fahrgestell

## OPEL

MOVANO Combi (X70)

MOVANO Kasten (X70)

MOVANO Kipper (X70)

MOVANO Pritsche/Fahrgestell (X70)

## RENAULT

MASTER II Bus (JD)

MASTER II Kasten (FD)

MASTER II Pritsche/Fahrgestell (ED/HD/UD)

## VAUXHALL

MOVANO Mk I (A) Chassis/Cab (X70)

MOVANO Mk I (A) Combi (X70)

MOVANO Mk I (A) Van (X70)

24.3426-9957.5 240565 ←



**ATE**

ø 42

24.3426-9958.5 240566 →



## BMW

5 Touring (E61)

# Abbildungen Bremssättel

Illustrations brake calipers - Ilustraciones pinzas de freno - Illustrations étriers de frein - Illustrazioni pinze freno

24.3426-9979.5 240579 

 ATE

ø 42

24.3426-9980.5 240580 



## MERCEDES-BENZ

S-CLASS (W220)

24.3426-9989.5 240647 

 ATE

ø 42

24.3426-9990.5 240648 



## MERCEDES-BENZ

CLS (C218)  
CLS Shooting Brake (X218)  
E-CLASS (W211)  
E-CLASS (W212)  
E-CLASS T-Model (S211)  
E-CLASS T-Model (S212)  
S-CLASS (W221)  
SL (R230)

24.3431-1701.5 240437 



ø 43

24.3431-1702.5 240438 



## CITROËN

C-CROSSER (EP\_)  
C-CROSSER ENTERPRISE

## MITSUBISHI

GALANT V (E5\_A, E7\_A, E8\_A)  
GALANT V Stufenheck (E5\_A, E7\_A, E8\_A)  
GALANT VI (EA\_)  
GALANT VI Kombi (EA\_)  
LANCER VII (CS\_A, CT\_A)  
LANCER VIII Sportback (CX\_A)  
OUTLANDER I (CU\_W)  
OUTLANDER II (CW\_W)



## Abbildungen Bremssättel

Illustrations brake calipers - Ilustraciones pinzas de freno - Illustrations étriers de frein - Illustrazioni pinze freno

24.3431-1701.5 240437 ←



ø 43

24.3431-1702.5 240438 →



OUTLANDER III (GG\_W, GF\_W, ZJ)  
SPACE RUNNER (N6\_W)  
SPACE WAGON (N9\_W, N8\_W)  
**PEUGEOT**  
4007 (GP\_)

24.3431-1703.5 240363 ←



ø 43

24.3431-1704.5 240364 →



### MITSUBISHI

PAJERO II (V3\_W, V2\_W, V4\_W)  
PAJERO II Canvas Top (V2\_W, V4\_W)

24.3431-1705.5 240365 ←



ø 43

24.3431-1706.5 240366 →



### HYUNDAI

GALLOPER II (JK-01)

### MITSUBISHI

GALLOPER (JK-01)

L 200 (K3\_T, K2\_T, K1\_T, K0\_T)

L 200 (K7\_T, K6\_T)

L 400 Bus (PD\_W, PC\_W, PA\_V, PB\_V, PA\_W)

L 400 Kasten (PD\_W, PC\_W, PB\_V, PA\_W, PA\_V)

PAJERO II (V3\_W, V2\_W, V4\_W)

PAJERO II Canvas Top (V2\_W, V4\_W)

PAJERO SPORT I (K7\_, K9\_)

PAJERO SPORT II (KH\_, KG\_)

# Abbildungen Bremssättel

Illustrations brake calipers - Ilustraciones pinzas de freno - Illustrations étriers de frein - Illustrazioni pinze freno

24.3431-1705.5 240365 ←



ø 43

24.3431-1706.5 240366 →

PAJERO SPORT VAN I (K90)



24.3431-1707.7 220935 ←



TRW ø 43

24.3431-1708.7 220936 →

**TOYOTA**

AVENSIS VERSO (\_M2\_)

PREVIA (\_R3\_)



24.3431-1709.5 240729 ←



ø 43

24.3431-1710.5 240730 →

**HYUNDAI**

HIGHWAY VAN

TRAJET (FO)



# Abbildungen Bremssättel

Illustrations brake calipers - Ilustraciones pinzas de freno - Illustrations étriers de frein - Illustrazioni pinze freno

24.3434-1601.5 240019 ◀

 TRW

ø 43

24.3434-1602.5 240020 ▶



## FORD

SCORPIO I (GAE, GGE)  
SCORPIO I Stufenheck (GGE)  
SCORPIO I Turnier (GGE)  
SCORPIO II (GFR, GGR)  
SIERRA (GBG, GB4)  
SIERRA Schrägheck (GBC, GBG)  
SIERRA Schrägheck (GBC)  
SIERRA Turnier (BNC)  
SIERRA Turnier (BNG)

24.3434-1701.5 240357 ◀

 TRW

ø 43

24.3434-1702.5 240358 ▶



## AUDI

100 (4A2, C4)  
100 (44, 44Q, C3)  
100 Avant (4A5, C4)  
100 Avant (44, 44Q, C3)  
200 (44, 44Q)  
200 Avant (44, 44Q)  
A6 (4A2, C4)  
A6 Avant (4A5, C4)  
QUATTRO (85)  
V8 (441, 442, 4C2, 4C8)

24.3437-1701.7 220761 ◀

 TRW

ø 43

24.3437-1702.7 220762 ▶



## AUDI

A6 (4B2, C5)  
A6 Avant (4B5, C5)  
ALLROAD (4BH, C5)

## VW

PASSAT (3B2)  
PASSAT (3B3)  
PASSAT Variant (3B5)  
PASSAT Variant (3B6)

# Abbildungen Bremssättel

Illustrations brake calipers - Ilustraciones pinzas de freno - Illustrations étriers de frein - Illustrazioni pinze freno

24.3441-1701.5 240331 ←



PER

ø 44

24.3441-1702.5 240332 →



## MERCEDES-BENZ

SPRINTER 2-t Bus (901, 902)  
SPRINTER 2-t Kasten (901, 902)  
SPRINTER 2-t Pritsche/Fahrgestell (901, 902)  
SPRINTER 3-t Bus (903)  
SPRINTER 3-t Kasten (903)  
SPRINTER 3-t Pritsche/Fahrgestell (903)  
SPRINTER 4-t Bus (904)  
SPRINTER 4-t Kasten (904)  
SPRINTER 4-t Pritsche/Fahrgestell (904)  
SPRINTER 5-t Pritsche/Fahrgestell (905)  
SPRINTER Kipper (905)  
VARIO Bus  
VARIO Kasten/Kombi  
VARIO Kipper  
VARIO Pritsche/Fahrgestell  
VARIO Triebkopf

## VW

LT 28-35 II Bus (2DB, 2DE, 2DK)  
LT 28-46 II Kasten (2DA, 2DD, 2DH)  
LT 28-46 II Pritsche/Fahrgestell (2DC, 2DF, 2DG, 2DL, 2DM)


24.3441-9957.5 240671 ←



ATE

ø 44

24.3441-9958.5 240672 →



## BMW

3 (E90)  
3 Cabriolet (E93)  
3 Coupe (E92)  
3 Touring (E91)  
X1 (E84)

# Abbildungen Bremssättel

Illustrations brake calipers - Ilustraciones pinzas de freno - Illustrations étriers de frein - Illustrazioni pinze freno

24.3451-1501.5 240263 ←



BDX

ø 45

24.3451-1502.5 240264 →



## RENAULT

CLIO I (B/C57\_, 5/357\_)  
CLIO I Kasten (S57\_)  
RAPID Kasten (F40\_, G40\_)  
SUPER 5 (B/C40\_)  
SUPER 5 Kasten (S40\_)

24.3451-1711.5 240251 ←



BDX

ø 45

24.3451-1712.5 240252 →



## RENAULT

TWINGO I (C06\_)  
TWINGO I Kasten (S06\_)

24.3451-1725.5 240619 ←



TRW

ø 45

24.3451-1726.5 240620 →

ø 48



## CITROËN

JUMPY (VF7)  
JUMPY Kasten

## FIAT

SCUDO (270\_, 272\_)  
SCUDO Kasten (270\_, 272\_)  
SCUDO Pritsche/Fahrgestell (270\_, 272\_)

## PEUGEOT

EXPERT Kasten (VF3A\_, VF3U\_, VF3X\_)  
EXPERT Pritsche/Fahrgestell  
EXPERT Tepee (VF3X\_)

# Abbildungen Bremssättel

Illustrations brake calipers - Ilustraciones pinzas de freno - Illustrations étriers de frein - Illustrazioni pinze freno

24.3451-1855.5 240659 ←

 TRW

ø 40

24.3451-1856.5 240660 →

ø 45



## CITROËN

C8 (EA\_, EB\_)

## FIAT

ULYSSE (179\_)

## LANCIA

PHEDRA (179\_)

## PEUGEOT

807 (E)

24.3461-1701.5 240449 ←



ø 46

24.3461-1702.5 240450 →



## CITROËN

JUMPER Bus (230P)

JUMPER Bus (244, Z\_)

JUMPER Kasten (230L)

JUMPER Kasten (244)

JUMPER Pritsche/Fahrgestell (230)

JUMPER Pritsche/Fahrgestell (244)

## FIAT

DUCATO Bus (230\_)

DUCATO Bus (244\_)

DUCATO Kasten (230\_)

DUCATO Kasten (244\_)

DUCATO Pritsche/Fahrgestell (230\_)

DUCATO Pritsche/Fahrgestell (244\_)

## PEUGEOT

BOXER Bus (230P)

BOXER Bus (244, Z\_)

BOXER Kasten (230L)

BOXER Kasten (244)

BOXER Pritsche/Fahrgestell (244)

BOXER Pritsche/Fahrgestell (ZCT\_)



# Abbildungen Bremssättel

Illustrations brake calipers - Ilustraciones pinzas de freno - Illustrations étriers de frein - Illustrazioni pinze freno

24.3461-9981.5 240569 ←

 ATE

ø 46

24.3461-9982.5 240570 →



## BMW

7 (E65, E66, E67)

24.3481-1505.5 240047 ←

 BDX

ø 48

24.3481-1506.5 240048 →



## RENAULT

9 (L42\_)

11 (B/C37\_)

11 Kasten (S37\_)

19 I (B/C53\_)

19 I Chamade (L53\_)

19 I Kasten (S53\_)

19 II (B/C53\_)

19 II Chamade (L53\_)

19 II Kasten (S53\_)

CLIO I (B/C57\_, 5/357\_)

CLIO I Kasten (S57\_)

EXPRESS Kasten/Kombi

EXPRESS Pick-up

RAPID

RAPID Kasten (F40\_, G40\_)

SUPER 5 (B/C40\_)

SUPER 5 Kasten (S40\_)

# Abbildungen Bremssättel

Illustrations brake calipers - Ilustraciones pinzas de freno - Illustrations étriers de frein - Illustrazioni pinze freno

24.3481-1611.5 240029 ←

 TRW

ø 48

24.3481-1612.5 240030 →



## DACIA

LOGAN (LS\_)

SANDERO

## RENAULT

9 (L42\_)

11 (B/C37\_)

11 Kasten (S37\_)

19 I (B/C53\_)

19 I Chamade (L53\_)

19 I Kasten (S53\_)

19 II (B/C53\_)

19 II Chamade (L53\_)

19 II Kasten (S53\_)

21 Stufenheck (L48\_)

CLIO I (B/C57\_, 5/357\_)

CLIO I Kasten (S57\_)

CLIO II (BB\_, CB\_)

CLIO II Kasten (SB0/1/2\_)

LOGAN I (LS\_)

LOGAN I Kombi (KS\_)

MEGANE I (BA0/1\_)

MEGANE I Classic (LA0/1\_)

RAPID Kasten (F40\_, G40\_)

SANDERO/STEPWAY I (BS\_)

SUPER 5 (B/C40\_)

SUPER 5 Kasten (S40\_)

THALIA I (LB\_)

THALIA II (LU1/2\_)

TWINGO I (C06\_)

TWINGO I Kasten (S06\_)

TWINGO II (CN0\_)

# Abbildungen Bremssättel

Illustrations brake calipers - Ilustraciones pinzas de freno - Illustrations étriers de frein - Illustrazioni pinze freno

24.3481-1615.5 240031 ←

 TRW

ø 48

24.3481-1616.5 240032 →



## CITROËN

ZX (N2)  
ZX Break (N2)

## DACIA

LOGAN (LS\_)  
LOGAN MCV (KS\_)  
SANDERO

## PEUGEOT

205 I (741A/C)  
205 I Cabriolet (741B, 20D)  
205 II (20A/C)  
309 I (10C, 10A)  
309 II (3C, 3A)

## RENAULT

9 (L42\_)  
11 (B/C37\_)  
19 I (B/C53\_)  
19 I Cabriolet (D53\_)  
19 I Chamade (L53\_)  
19 II (B/C53\_)  
19 II Cabriolet (D53\_, 853\_)  
19 II Chamade (L53\_)  
19 II Kasten (S53\_)  
21 (B48\_)  
21 Kasten (S48\_)  
21 Kombi (K48\_)  
21 Stufenheck (L48\_)  
CLIO I (B/C57\_, 5/357\_)  
CLIO I Kasten (S57\_)  
CLIO II (BB\_, CB\_)  
CLIO II Kasten (SB0/1/2\_)  
LOGAN I (LS\_)  
LOGAN I Kombi (KS\_)  
MEGANE I (BA0/1\_)  
MEGANE I Cabriolet (EA0/1\_)  
MEGANE I Classic (LA0/1\_)  
MEGANE I Coach (DA0/1\_)  
MEGANE I Grandtour (KA0/1\_)  
MEGANE Scenic (JA0/1\_)  
SANDERO/STEPWAY I (BS\_)  
SUPER 5 (B/C40\_)  
THALIA I (LB\_)  
THALIA II (LU1/2\_)  
TWINGO I (C06\_)  
TWINGO I Kasten (S06\_)

# Abbildungen Bremssättel

Illustrations brake calipers - Ilustraciones pinzas de freno - Illustrations étriers de frein - Illustrazioni pinze freno

24.3481-1615.5 240031   TRW ø 48  
24.3481-1616.5 240032 



TWINGO II (CN0\_)

24.3481-1703.5 240051   TRW ø 48  
24.3481-1704.5 240052 



## FIAT

PUNTO (176\_)  
PUNTO Cabriolet (176\_)  
PUNTO Van (176\_)  
REGATA Weekend (138\_)  
TEMPRA (159\_)  
TEMPRA S.W. (159\_)  
TIPO (160\_)  
UNO (146\_)

## LANCIA

Y (840\_)

24.3481-1711.5 240129   TRW ø 40  
24.3481-1712.5 240130  ø 48



## CITROËN

JUMPER Bus (230P)  
JUMPER Kasten (230L)  
JUMPER Pritsche/Fahrgestell (230)

## FIAT

DUCATO Bus (230\_)  
DUCATO Kasten (230\_)  
DUCATO Pritsche/Fahrgestell (230\_)  
DUCATO Pritsche/Fahrgestell (290\_)

## PEUGEOT

BOXER Bus (230P)  
BOXER Kasten (230L)

# Abbildungen Bremssättel

Illustrations brake calipers - Ilustraciones pinzas de freno - Illustrations étriers de frein - Illustrazioni pinze freno

24.3481-1711.5 240129   **TRW** ø 40

24.3481-1712.5 240130  ø 48

BOXER Pritsche/Fahrgestell (ZCT\_)



24.3481-1719.5 240155   **TRW** ø 40

24.3481-1720.5 240156  ø 48

## CITROËN

JUMPER Bus (230P)

JUMPER Kasten (230L)

JUMPER Pritsche/Fahrgestell (230)

## FIAT

DUCATO Bus (230\_)

DUCATO Kasten (230\_)

DUCATO Kasten (290\_)

DUCATO Pritsche/Fahrgestell (230\_)

DUCATO Pritsche/Fahrgestell (290\_)

## PEUGEOT

BOXER Bus (230P)

BOXER Kasten (230L)

BOXER Pritsche/Fahrgestell (ZCT\_)



# Abbildungen Bremssättel

Illustrations brake calipers - Ilustraciones pinzas de freno - Illustrations étriers de frein - Illustrazioni pinze freno

24.3481-1733.5 240213 ←

 ATE

ø 48

24.3481-1734.5 240214 →



## OPEL

ASTRA F (T92)  
ASTRA F Cabriolet (T92)  
ASTRA F Caravan (T92)  
ASTRA F CC (T92)  
ASTRA F CLASSIC Caravan (T92)  
ASTRA F CLASSIC CC (T92)  
ASTRA F CLASSIC Stufenheck (T92)  
ASTRA F Van (T92)  
CORSA A CC (S83)  
CORSA A Kasten (S83)  
CORSA A TR (S83)  
CORSA B (S93)  
CORSA B Caravan (S93)  
CORSA B Kasten (S93)

## VAUXHALL

ASTRA Mk III (F) CC (T92)  
ASTRA Mk III (F) Kombi (T92)  
ASTRA Mk III (F) Stufenheck (T92)  
ASTRAVAN Mk III (F) (T92)  
CORSA Mk I (B) (S93)  
CORSAVAN Mk I (B) (S93)  
NOVA CC (S83)  
NOVA Stufenheck (S83)  
NOVAVAN (S83)

24.3481-1735.5 240283 ←

 ATE

ø 48

24.3481-1736.5 240284 →



## SEAT

AROSA (6H)

## SKODA

FABIA I (6Y2)  
FABIA I Combi (6Y5)  
FABIA I Praktik (6Y5)  
FABIA I Stufenheck (6Y3)  
FABIA II (542)  
FABIA II Combi (545)

## VW

FOX (5Z1, 5Z3)  
LUPO (6X1, 6E1)  
POLO (6N1)  
POLO (6N2)  
POLO (9N\_)  
POLO CLASSIC (6V2)  
POLO Stufenheck (9A4, 9A2, 9N2)



# Abbildungen Bremssättel

Illustrations brake calipers - Ilustraciones pinzas de freno - Illustrations étriers de frein - Illustrazioni pinze freno

24.3481-1735.5 240283 ◀

 ATE

ø 48

24.3481-1736.5 240284 ▶

POLO Van Kasten/Schrägheck (6N1)



24.3481-1739.5 240243 ◀

 BOS

ø 48

24.3481-1740.5 240244 ▶

**PEUGEOT**

206 Schrägheck (2A/C)

206 Van



24.3481-1741.5 240245 ◀

 BOS

ø 48

24.3481-1742.5 240246 ▶

**CITROËN**

XSARA (N1)

XSARA Coupe (N0)

XSARA Kasten/Schrägheck (N3\_)

**PEUGEOT**

206 Schrägheck (2A/C)

306 (7B, N3, N5)

306 Kasten/Kombi (N\_, 7\_)

306 Kasten/Schrägheck

306 Schrägheck (7A, 7C, N3, N5)



# Abbildungen Bremssättel

Illustrations brake calipers - Ilustraciones pinzas de freno - Illustrations étriers de frein - Illustrazioni pinze freno

24.3481-1743.5 240305 ←

 BDX

ø 48

24.3481-1744.5 240306 →



## FIAT

500 (312\_)  
CINQUECENTO (170\_)  
PANDA (169\_)  
PANDA Van (169\_)  
PUNTO (176\_)  
PUNTO (188\_)  
PUNTO Cabriolet (176\_)  
PUNTO Van (176\_)  
PUNTO Van (188\_)  
SEICENTO / 600 (187\_)  
SEICENTO / 600 Van (287\_)

## LANCIA

Y (840\_)

24.3481-1745.5 240277 ←

 ATE

ø 48

24.3481-1746.5 240278 →



## SEAT

CORDOBA (6K1, 6K2)  
CORDOBA Vario (6K5)  
IBIZA II (6K1)

## VW

DERBY (86)  
DERBY (86C, 80)  
GOLF II (19E, 1G1)  
GOLF II Van (19E, 1G1)  
JETTA II (19E, 1G2, 165)  
POLO (86C, 80)  
POLO CLASSIC (6V2)  
POLO CLASSIC (86C, 80)  
POLO Coupe (86C, 80)  
POLO Kasten (86CF)  
POLO Variant (6V5)

# Abbildungen Bremssättel

Illustrations brake calipers - Ilustraciones pinzas de freno - Illustrations étriers de frein - Illustrazioni pinze freno

24.3481-1749.5 240281 ←



ATE

ø 48

24.3481-1750.5 240282 →



## VW

POLO (6N1)

POLO (6N2)

POLO CLASSIC (6V2)

POLO Van Kasten/Schrägheck (6N1)

24.3481-1751.5 240285 ←



BDX

ø 48

24.3481-1752.5 240286 →



## FIAT

PUNTO (176\_)

PUNTO (188\_)

PUNTO Cabriolet (176\_)

PUNTO Van (176\_)

## LANCIA

Y (840\_)

24.3481-1757.5 240325 ←



TRW

ø 48

24.3481-1758.5 240326 →



## OPEL

AGILA (A) (H00)

## SUZUKI

WAGON R Schrägheck

WAGON R+ Schrägheck (MM)

## VAUXHALL

AGILA Mk I (A) (H00)

# Abbildungen Bremssättel

Illustrations brake calipers - Ilustraciones pinzas de freno - Illustrations étriers de frein - Illustrazioni pinze freno

24.3481-1761.5 240393 ←



TRW

ø 48

24.3481-1762.5 240394 →



## CITROËN

C2 (JM\_)

C2 ENTERPRISE (JG\_)

C3 I (FC\_, FN\_)

24.3481-1763.5 240367 ←



AKE

ø 48

24.3481-1764.5 240368 →



## NISSAN

MICRA II (K11)

24.3481-1765.5 240369 ←



TRW

ø 48

24.3481-1766.5 240370 →



## OPEL

CORSA C (X01)

CORSA C Kasten (X01)

## VAUXHALL

CORSA Mk II (C) (X01)

CORSAVAN Mk II (C) (X01)

# Abbildungen Bremssättel

Illustrations brake calipers - Ilustraciones pinzas de freno - Illustrations étriers de frein - Illustrazioni pinze freno

24.3481-1767.5 240371 

 **TRW** ø 48



## OPEL

CORSA C (X01)  
CORSA C Kasten (X01)

## VAUXHALL

CORSA Mk II (C) (X01)  
CORSAVAN Mk II (C) (X01)

24.3481-1769.5 240373 

 **BOS** ø 48

24.3481-1770.5 240374 



## PEUGEOT

206 Schrägheck (2A/C)  
206 Stufenheck  
206 SW (2E/K)  
206 Van  
206+ (2L\_, 2M\_)

24.3481-1771.5 240375 

 **BOS** ø 48

24.3481-1772.5 240376 



## PEUGEOT

206 Schrägheck (2A/C)  
206 Stufenheck  
206 SW (2E/K)  
206 Van  
206+ (2L\_, 2M\_)

# Abbildungen Bremssättel

Illustrations brake calipers - Ilustraciones pinzas de freno - Illustrations étriers de frein - Illustrazioni pinze freno

24.3481-1773.5 240377 ◀



ø 48

24.3481-1774.5 240378 ▶



## CHEVROLET

MATIZ (M200, M250)

SPARK

## DAEWOO

MATIZ (M100, M150)

MATIZ (M200, M250)

MATIZ Kasten (KLA4)

24.3481-1777.5 240451 ◀



ø 48

24.3481-1778.5 240452 ▶



## OPEL

AGILA (A) (H00)

## SUBARU

JUSTY III (G3X)

## SUZUKI

IGNIS II (MH)

WAGON R Schrägheck

WAGON R+ Schrägheck (MM)

## VAUXHALL

AGILA Mk I (A) (H00)

24.3481-1783.5 240591 ◀



ø 48

24.3481-1784.5 240592 ▶



## FORD

TRANSIT Bus (FD\_\_, FB\_\_, FS\_\_, FZ\_\_, FC\_\_)

TRANSIT Kasten (FA\_\_)

TRANSIT Pritsche/Fahrgestell (FM\_\_, FN\_\_)

## NISSAN

CABSTAR E (TL\_\_, VL\_\_)



# Abbildungen Bremssättel

Illustrations brake calipers - Ilustraciones pinzas de freno - Illustrations étriers de frein - Illustrazioni pinze freno

24.3481-1785.5 240595   **TRW** ø 45  
24.3481-1786.5 240596  ø 48



## CITROËN

JUMPY (VF7)  
JUMPY Kasten  
JUMPY Pritsche/Fahrgestell

## PEUGEOT

EXPERT Kasten (VF3A\_, VF3U\_, VF3X\_)  
EXPERT Pritsche/Fahrgestell  
EXPERT Tepee (VF3X\_)

24.3481-1787.5 240621   **TRW** ø 48  
24.3481-1788.5 240622 



## LAND ROVER

DISCOVERY III (L319)  
DISCOVERY IV (L319)  
RANGE ROVER III (L322)

24.3481-1789.5 240753   **BRE** ø 48  
24.3481-1790.5 240754 



## MERCEDES-BENZ

SPRINTER 3,5-t Bus (906)  
SPRINTER 3,5-t Kasten (906)  
SPRINTER 3,5-t Pritsche/Fahrgestell (906)  
SPRINTER 3-t Bus (906)  
SPRINTER 3-t Kasten (906)  
SPRINTER 3-t Pritsche/Fahrgestell (906)  
SPRINTER CLASSIC 3,5-t Kasten (909)

## VW

CRAFTER 30-35 Bus (2E\_)  
CRAFTER 30-50 Kasten (2E\_)  
CRAFTER 30-50 Pritsche/Fahrgestell (2F\_)

# Abbildungen Bremssättel

Illustrations brake calipers - Ilustraciones pinzas de freno - Illustrations étriers de frein - Illustrazioni pinze freno

24.3481-1791.5 240731 ←



ø 48

24.3481-1792.5 240732 →



## CITROËN

C1 (PM\_, PN\_)

C1 II (PA\_, PS\_)

## PEUGEOT

107

108

## TOYOTA

AYGO (\_B1\_)

AYGO (\_B4\_)

24.3481-1793.5 240743 ←



ø 48

24.3481-1794.5 240744 →



## TOYOTA

STARLET (\_P9\_)

24.3481-1795.5 240768 ←



ø 48

24.3481-1796.5 240769 →

ø 44



## CITROËN

JUMPER Bus (230P)

JUMPER Bus (244, Z\_)

JUMPER Kasten (230L)

JUMPER Kasten (244)

JUMPER Pritsche/Fahrgestell (230)

JUMPER Pritsche/Fahrgestell (244)

## FIAT

DUCATO Bus (230\_)

DUCATO Bus (244\_)

DUCATO Kasten (230\_)

DUCATO Kasten (244\_)



# Abbildungen Bremssättel

Illustrations brake calipers - Ilustraciones pinzas de freno - Illustrations étriers de frein - Illustrazioni pinze freno

24.3481-1795.5 240768   **ø 48**  
24.3481-1796.5 240769  **ø 44**



DUCATO Pritsche/Fahrgestell (230\_)  
DUCATO Pritsche/Fahrgestell (244\_)

## PEUGEOT

BOXER Bus (230P)  
BOXER Bus (244, Z\_)  
BOXER Kasten (230L)  
BOXER Kasten (244)  
BOXER Pritsche/Fahrgestell (244)  
BOXER Pritsche/Fahrgestell (ZCT\_)

24.3481-1805.7 220765   **TRW** **ø 48**  
24.3481-1806.7 220766 



## LANCIA

YPSILON (843\_)

24.3481-1811.5 240758   **BOS** **ø 48**  
24.3481-1812.5 240759 



## CITROËN

JUMPER Bus  
JUMPER Kasten  
JUMPER Pritsche/Fahrgestell

## FIAT

DUCATO Bus (250\_, 290\_)  
DUCATO Kasten (250\_, 290\_)  
DUCATO Pritsche/Fahrgestell (250\_, 290\_)

## PEUGEOT

BOXER Bus  
BOXER Kasten  
BOXER Pritsche/Fahrgestell

## Abbildungen Bremssättel

Illustrations brake calipers - Ilustraciones pinzas de freno - Illustrations étriers de frein - Illustrazioni pinze freno

24.3481-8511.5 240760 ←



ø 48

24.3481-8512.5 240761 →



### FORD

FIESTA III (GFJ)  
FIESTA Kasten (F3L, F5L)  
FIESTA Kasten (FVD)

24.3481-8515.5 240477 ←



ATE

ø 48

24.3481-8516.5 240478 →



### FORD

FIESTA IV (JA\_, JB\_)  
FIESTA Kasten (J5\_, J3\_)  
FIESTA Kasten (JV\_)  
KA (RB\_)  
KA Van (RB)

### MAZDA

121 III (JASM, JBSM)

24.3481-9833.5 240479 ←



ATE

ø 48

24.3481-9834.5 240480 →



### CITROËN

SAXO (S0, S1)  
XSARA (N1)  
XSARA Break (N2)  
XSARA Coupe (N0)  
XSARA Kasten/Kombi  
XSARA Kasten/Schrägheck (N3\_)

### PEUGEOT

106 I (1A, 1C)  
106 II (1)  
205 II (20A/C)  
306 (7B, N3, N5)



## Abbildungen Bremssättel

Illustrations brake calipers - Ilustraciones pinzas de freno - Illustrations étriers de frein - Illustrazioni pinze freno

24.3481-9833.5 240479 



ATE

ø 48

24.3481-9834.5 240480 




306 Break (7E, N3, N5)  
306 Cabriolet (7D, N3, N5)  
306 Kasten/Kombi (N\_, 7\_)  
306 Kasten/Schrägheck  
306 Schrägheck (7A, 7C, N3, N5)

24.3511-1709.5 240333 



ø 51

24.3511-1710.5 240334 



### HONDA

CIVIC VI Coupe (EJ, EM1)  
CIVIC VI Hatchback (EJ, EK)  
CIVIC VI Stufenheck (EJ, EK)  
LOGO (GA)

24.3511-1711.5 240379 



ø 51

24.3511-1712.5 240380 



### TOYOTA

YARIS (\_P1\_)  
YARIS VERSO (\_P2\_)

## Abbildungen Bremssättel

Illustrations brake calipers - Ilustraciones pinzas de freno - Illustrations étriers de frein - Illustrazioni pinze freno

24.3511-1713.5 240453 



ø 51

24.3511-1714.5 240454 



**SUZUKI**  
ALTO (FF)

24.3511-1715.5 240599 



ø 51

24.3511-1716.5 240600 



**KIA**  
PICANTO (SA)

24.3511-1717.7 220887 



ø 51

24.3511-1718.7 220888 



**HONDA**  
CITY Stufenheck (GM2, GM3)  
JAZZ II (GD\_, GE3, GE2)  
JAZZ III (GE\_, GG\_, GP\_)  
JAZZ Stufenheck (GD\_)



# Abbildungen Bremssättel

Illustrations brake calipers - Ilustraciones pinzas de freno - Illustrations étriers de frein - Illustrazioni pinze freno

24.3511-1719.7 220937 ←



TRW

ø 51

24.3511-1720.7 220938 →



## HONDA

JAZZ II (GD\_, GE3, GE2)

24.3521-1701.5 240001 ←



ATE

ø 52

24.3521-1702.5 240002 →



## CHEVROLET

LANOS Stufenheck

VECTRA

## DAEWOO

ESPERO (KLEJ)

LANOS (KLAT)

LANOS Stufenheck (KLAT)

NEXIA

NEXIA Stufenheck

## OPEL

ASCONA C (J82)

ASCONA C CC (J82)

ASTRA F (T92)

ASTRA F Cabriolet (T92)

ASTRA F Caravan (T92)

ASTRA F CC (T92)

ASTRA F CLASSIC Caravan (T92)

ASTRA F CLASSIC CC (T92)

ASTRA F CLASSIC Stufenheck (T92)

ASTRA F Van (T92)

CALIBRA A (C89)

KADETT E (T85)

KADETT E Cabriolet (T85)

KADETT E Caravan (T85)

KADETT E CC (T85)

KADETT E Kasten (T85)

VECTRA A (J89)

VECTRA A CC (J89)

VECTRA B (J96)

# Abbildungen Bremssättel

Illustrations brake calipers - Ilustraciones pinzas de freno - Illustrations étriers de frein - Illustrazioni pinze freno

24.3521-1701.5 240001 ←

 ATE

ø 52

24.3521-1702.5 240002 →



VECTRA B Caravan (J96)

VECTRA B CC (J96)

## VAUXHALL

ASTRA Mk II Cabriolet (T85)

ASTRA Mk II CC (T85)

ASTRA Mk II Kombi (T85)

ASTRA Mk II Sedan (T85)

ASTRA Mk III (F) Cabriolet (T92)

ASTRA Mk III (F) CC (T92)

ASTRA Mk III (F) Kombi (T92)

ASTRA Mk III (F) Stufenheck (T92)

ASTRAVAN Mk III (F) (T92)

CALIBRA (C89)

CAVALIER Mk III CC (J89)

CAVALIER Mk III Stufenheck (J89)

VECTRA (B) CC (J96)

VECTRA (B) Kombi (J96)

VECTRA (B) Stufenheck (J96)

24.3521-1707.5 240471 ←

 BOS

ø 52

24.3521-1708.5 240472 →



## MERCEDES-BENZ

SPRINTER 2-t Bus (901, 902)

SPRINTER 2-t Kasten (901, 902)

SPRINTER 2-t Pritsche/Fahrgestell (901, 902)

SPRINTER 3-t Bus (903)

SPRINTER 3-t Kasten (903)

SPRINTER 3-t Pritsche/Fahrgestell (903)

## VW

LT 28-35 II Bus (2DB, 2DE, 2DK)

LT 28-46 II Kasten (2DA, 2DD, 2DH)

LT 28-46 II Pritsche/Fahrgestell (2DC, 2DF, 2DG, 2DL, 2DM)

# Abbildungen Bremssättel

Illustrations brake calipers - Ilustraciones pinzas de freno - Illustrations étriers de frein - Illustrazioni pinze freno

**24.3521-1711.5 240755**   **BRE** **ø 52**  
**24.3521-1712.5 240756**  **ø 46**



## CITROËN

JUMPER Bus  
JUMPER Kasten  
JUMPER Pritsche/Fahrgestell

## FIAT

DUCATO Bus (250\_, 290\_)  
DUCATO Kasten (250\_, 290\_)  
DUCATO Pritsche/Fahrgestell (250\_, 290\_)

## PEUGEOT

BOXER Bus  
BOXER Kasten  
BOXER Pritsche/Fahrgestell

**24.3521-1713.5 240762**   **ø 52**  
**24.3521-1714.5 240763**  **ø 46**



## CITROËN

JUMPER Bus  
JUMPER Kasten  
JUMPER Pritsche/Fahrgestell

## FIAT

DUCATO Bus (250\_, 290\_)  
DUCATO Kasten (250\_, 290\_)  
DUCATO Pritsche/Fahrgestell (250\_, 290\_)

## PEUGEOT

BOXER Bus  
BOXER Kasten  
BOXER Pritsche/Fahrgestell

**24.3521-1715.5 240770**   **ø 52**  
**24.3521-1716.5 240771**  **ø 46**



## CITROËN

JUMPER Bus (230P)  
JUMPER Bus (244, Z\_)  
JUMPER Kasten (230L)  
JUMPER Kasten (244)  
JUMPER Pritsche/Fahrgestell (230)  
JUMPER Pritsche/Fahrgestell (244)

## FIAT

DUCATO Bus (230\_)  
DUCATO Bus (244\_)  
DUCATO Kasten (230\_)  
DUCATO Kasten (244\_)

# Abbildungen Bremssättel

Illustrations brake calipers - Ilustraciones pinzas de freno - Illustrations étriers de frein - Illustrazioni pinze freno

24.3521-1715.5 240770 ←



ø 52

24.3521-1716.5 240771 →

ø 46



DUCATO Pritsche/Fahrgestell (230\_)

DUCATO Pritsche/Fahrgestell (244\_)

## PEUGEOT

BOXER Bus (230P)

BOXER Bus (244, Z\_)

BOXER Kasten (230L)

BOXER Kasten (244)

BOXER Pritsche/Fahrgestell (244)

BOXER Pritsche/Fahrgestell (ZCT\_)

24.3521-7001.5 240481 ←



ATE

ø 52

24.3521-7002.5 240482 →



## OPEL

ASTRA G Cabriolet (T98)

ASTRA G Caravan (T98)

ASTRA G CC (T98)

ASTRA G Coupe (T98)

ASTRA G Kasten (F70)

ASTRA G Stufenheck (T98)

## VAUXHALL

ASTRA Mk IV (G) Cabriolet (T98)

ASTRA Mk IV (G) CC (T98)

ASTRA Mk IV (G) Coupe (T98)

ASTRA Mk IV (G) Kombi (T98)

ASTRA Mk IV (G) Stufenheck (T98)

ASTRAVAN Mk IV (G) (T98)



# Abbildungen Bremssättel

Illustrations brake calipers - Ilustraciones pinzas de freno - Illustrations étriers de frein - Illustrazioni pinze freno

24.3541-1603.5 240037 ←



TRW

ø 54

24.3541-1604.5 240038 →



## MERCEDES-BENZ

190 (W201)  
COUPE (C124)  
E-CLASS (W124)  
E-CLASS Cabriolet (A124)  
E-CLASS Coupe (C124)  
E-CLASS T-Model (S124)  
KOMBI T-Model (S124)  
SALOON (W124)

24.3541-1609.5 240039 ←



TRW

ø 54

24.3541-1610.5 240040 →



## AUDI

80 (8C2, B4)  
80 (81, 85, B2)  
80 (89, 89Q, 8A, B3)  
80 Avant (8C5, B4)  
90 (81, 85, B2)  
90 (89, 89Q, 8A, B3)  
100 (44, 44Q, C3)  
COUPE (81, 85)  
COUPE (89, 8B)

## SEAT

CORDOBA (6K1, 6K2)  
CORDOBA Vario (6K5)  
IBIZA II (6K1)  
INCA (6K9)  
TOLEDO I (1L)

## VW

CADDY II Kasten (9K9A)  
CADDY II Kombi (9K9B)  
CORRADO (53I)  
GOLF II (19E, 1G1)  
GOLF III (1H1)  
GOLF III Cabriolet (1E7)  
GOLF III Van (1H1)  
GOLF III Variant (1H5)  
GOLF IV Cabriolet (1E7)  
JETTA II (19E, 1G2, 165)  
PASSAT (3A2, 35I)  
PASSAT (32B)

## Abbildungen Bremssättel

Illustrations brake calipers - Ilustraciones pinzas de freno - Illustrations étriers de frein - Illustrazioni pinze freno

24.3541-1609.5 240039 ←

 TRW

ø 54

24.3541-1610.5 240040 →



PASSAT Variant (3A5, 35I)  
PASSAT Variant (33B)  
POLO CLASSIC (6V2)  
POLO Variant (6V5)  
SCIROCCO (53B)  
VENTO (1H2)

24.3541-1625.5 240045 ←

 TRW

ø 54

24.3541-1626.5 240046 →



### RENAULT

18 (134\_)  
18 Variable (135\_)  
20 (127\_)  
21 Kombi (K48\_)  
21 Stufenheck (L48\_)  
25 (B29\_)  
30 (127\_)  
ESPACE I (J11\_)  
ESPACE II (J/S63\_)  
FUEGO (136\_)

24.3541-1705.5 240111 ←

 SUM

ø 54

24.3541-1706.5 240112 →



### TOYOTA

COROLLA (\_E10\_)  
COROLLA (\_E11\_)  
COROLLA (\_E12\_)  
COROLLA Compact (\_E10\_)  
COROLLA Compact (\_E11\_)  
COROLLA Kombi (\_E10\_)  
COROLLA Kombi (\_E11\_)  
COROLLA Liftback (\_E10\_)  
COROLLA Liftback (\_E11\_)



# Abbildungen Bremssättel

Illustrations brake calipers - Ilustraciones pinzas de freno - Illustrations étriers de frein - Illustrazioni pinze freno

24.3541-1707.5 240067 ←



BDX

ø 54

24.3541-1708.5 240068 →



## FORD

ESCORT '91 Express (AVF)  
ESCORT '95 Express (AVL)  
ESCORT V (GAL)  
ESCORT V Cabriolet (ALL)  
ESCORT V Turnier (GAL, AVL)  
ESCORT VI (GAL)  
ESCORT VI Cabriolet (ALL)  
ESCORT VI Stufenheck (GAL)  
ESCORT VI Turnier (GAL)  
ESCORT VII (GAL, AAL, ABL)  
ESCORT VII Cabriolet (ALL)  
ESCORT VII Stufenheck (GAL, AFL)  
ESCORT VII Turnier (GAL, ANL)  
ESCORT CLASSIC (AAL, ABL)  
ESCORT CLASSIC Turnier (ANL)  
ORION III (GAL)

24.3541-1719.5 240057 ←



TRW

ø 54

24.3541-1720.5 240058 →



## AUDI

80 (8C2, B4)  
80 (89, 89Q, 8A, B3)  
80 Avant (8C5, B4)  
90 (89, 89Q, 8A, B3)  
100 (44, 44Q, C3)  
100 Avant (44, 44Q, C3)  
200 (44, 44Q)  
200 Avant (44, 44Q)  
CABRIOLET (8G7, B4)  
COUPE (89, 8B)  
QUATTRO (85)

# Abbildungen Bremssättel

Illustrations brake calipers - Ilustraciones pinzas de freno - Illustrations étriers de frein - Illustrazioni pinze freno

24.3541-1725.5 240003 ◀

 TRW

ø 54

24.3541-1726.5 240004 ▶



## MERCEDES-BENZ

COUPE (C124)  
E-CLASS (W124)  
E-CLASS T-Model (S124)  
KOMBI T-Model (S124)  
SALOON (W124)

24.3541-1731.5 240061 ◀

 TRW

ø 54

24.3541-1732.5 240062 ▶



## SEAT

CORDOBA (6K1, 6K2)  
CORDOBA Vario (6K5)  
IBIZA II (6K1)  
TOLEDO I (1L)

## VW

CORRADO (53I)  
GOLF II (19E, 1G1)  
GOLF III (1H1)  
PASSAT (3A2, 35I)  
PASSAT Variant (3A5, 35I)  
VENTO (1H2)

24.3541-1737.5 240197 ◀

 TRW

ø 54

24.3541-1738.5 240198 ▶



## SKODA

FELICIA I (6U1)  
FELICIA I Kombi (6U5)  
FELICIA I Pick-up (6UF, 6U7)  
FELICIA II (6U1)  
FELICIA II Kombi (6U5)  
FELICIA Cube Van (6U5)

## VW

CADDY II Pick-up (9U7)

## Abbildungen Bremssättel

Illustrations brake calipers - Ilustraciones pinzas de freno - Illustrations étriers de frein - Illustrazioni pinze freno

24.3541-1739.5 240223 ←



ø 54

24.3541-1740.5 240224 →



### VW

GOLF III (1H1)  
GOLF III Cabriolet (1E7)  
GOLF III Van (1H1)  
GOLF III Variant (1H5)  
GOLF IV Cabriolet (1E7)  
VENTO (1H2)

24.3541-1741.5 240215 ←



ø 54

24.3541-1742.5 240216 →



### RENAULT

LAGUNA I (B56\_, 556\_)  
LAGUNA I Grandtour (K56\_)  
MEGANE I (BA0/1\_)  
MEGANE I Cabriolet (EA0/1\_)  
MEGANE I Coach (DA0/1\_)  
MEGANE Scenic (JA0/1\_)  
SAFRANE I (B54\_)  
SAFRANE II (B54\_)

24.3541-1743.5 240219 ←



ø 54

24.3541-1744.5 240220 →



### AUDI

80 (8C2, B4)  
80 Avant (8C5, B4)

# Abbildungen Bremssättel

Illustrations brake calipers - Ilustraciones pinzas de freno - Illustrations étriers de frein - Illustrazioni pinze freno

24.3541-1745.5 240217   **TRW** ø 54  
24.3541-1746.5 240218 



## AUDI

A4 (8D2, B5)  
A4 Avant (8D5, B5)

24.3541-1749.5 240427   **TRW** ø 54  
24.3541-1750.5 240428 



## RENAULT

CLIO II (BB\_, CB\_)  
ESPACE III (JE0\_)  
LAGUNA I (B56\_, 556\_)  
LAGUNA I Grandtour (K56\_)  
MEGANE I (BA0/1\_)  
MEGANE I Cabriolet (EA0/1\_)  
MEGANE I Classic (LA0/1\_)  
MEGANE I Coach (DA0/1\_)  
MEGANE I Grandtour (KA0/1\_)  
MEGANE Scenic (JA0/1\_)  
SCÉNIC I Großraumlimousine (JA0/1\_, FA0\_)

24.3541-1751.5 240956   **TRW** ø 54  
24.3541-1752.5 240957 



## MERCEDES-BENZ

C-CLASS (W202)  
C-CLASS T-Model (S202)

## Abbildungen Bremssättel

Illustrations brake calipers - Ilustraciones pinzas de freno - Illustrations étriers de frein - Illustrazioni pinze freno

24.3541-1753.7 220479 

 **TRW** ø 54

24.3541-1754.7 220480 



**MERCEDES-BENZ**  
A-CLASS (W168)

24.3541-1755.7 220481 

 **TRW** ø 54

24.3541-1756.7 220482 



**MERCEDES-BENZ**  
C-CLASS (W202)

24.3541-1759.7 220491 

 **TRW** ø 54

24.3541-1760.7 220492 



**MERCEDES-BENZ**  
A-CLASS (W168)

# Abbildungen Bremssättel

Illustrations brake calipers - Ilustraciones pinzas de freno - Illustrations étriers de frein - Illustrazioni pinze freno

24.3541-1761.5 240233 ←



ø 54

24.3541-1762.5 240234 →



## CITROËN

BERLINGO / BERLINGO FIRST Großraumlimousine (MF, GJK, GFK)  
C3 I (FC\_, FN\_)  
C4 I (LC\_)  
C4 Coupe (LA\_)  
C4 Stufenheck  
XSARA (N1)  
XSARA Break (N2)  
XSARA Coupe (N0)  
XSARA PICASSO (N68)

## PEUGEOT

207 (WA\_, WC\_)  
207 CC (WD\_)  
207 SW (WK\_)  
207 Van  
307 (3A/C)  
307 Break (3E)  
307 CC (3B)  
307 SW (3H)  
1007 (KM\_)  
PARTNER Combispace (5F)  
PARTNER Kasten (5)  
PARTNER Pritsche/Fahrgestell

24.3541-1763.5 240231 ←



TRW

ø 54

24.3541-1764.5 240232 →



## AUDI

A4 (8D2, B5)  
A4 (8E2, B6)  
A4 (8EC, B7)  
A4 Avant (8D5, B5)  
A4 Avant (8E5, B6)  
A4 Avant (8ED, B7)  
A4 Cabriolet (8H7, B6, 8HE, B7)

## SEAT

EXEO (3R2)  
EXEO ST (3R5)

## VW

PASSAT (3B2)  
PASSAT Variant (3B5)



## Abbildungen Bremssättel

Illustrations brake calipers - Ilustraciones pinzas de freno - Illustrations étriers de frein - Illustrazioni pinze freno

24.3541-1765.5 240235 



**BOS**

**ø 54**

24.3541-1766.5 240236 



### **NISSAN**

KUBISTAR Kasten (X76)

### **RENAULT**

KANGOO (KC0/1\_)

KANGOO Express (FC0/1\_)

24.3541-1767.5 240237 



**BOS**

**ø 54**

24.3541-1768.5 240238 



### **CITROËN**

XSARA (N1)

XSARA Break (N2)

XSARA Coupe (N0)

XSARA Kasten/Kombi

### **PEUGEOT**

206 CC (2D)

206 Schrägheck (2A/C)

206 Stufenheck

306 (7B, N3, N5)

306 Break (7E, N3, N5)

306 Cabriolet (7D, N3, N5)

306 Kasten/Kombi (N\_, 7\_)

306 Kasten/Schrägheck

306 Schrägheck (7A, 7C, N3, N5)

# Abbildungen Bremssättel

Illustrations brake calipers - Ilustraciones pinzas de freno - Illustrations étriers de frein - Illustrazioni pinze freno

24.3541-1769.5 240601 ←



BOS

ø 54

24.3541-1770.5 240602 →



## ALFA ROMEO

MITO (955\_)

## CITROËN

NEMO Kasten (AA\_)

NEMO Kombi

## FIAT

500 (312\_)

500 C (312\_)

DOBLO Cargo (223\_)

DOBLO Großraumlimousine (119\_, 223\_)

FIORINO Kasten/Kombi (225\_)

GRANDE PUNTO (199\_)

LINEA (323\_, 110\_)

PANDA (169\_)

PANDA Van (169\_)

PUNTO (188\_)

PUNTO (199\_)

PUNTO EVO (199\_)

PUNTO Van (199\_)

QUBO (225\_)

## OPEL

ADAM (M13)

CORSA D (S07)

CORSA D Van (S07)

## PEUGEOT

BIPPER (AA\_)

BIPPER Tepee

## VAUXHALL

ADAM (M13)

CORSA Mk III (D) (S07)

CORSAVAN Mk III (D) (S07)

# Abbildungen Bremssättel


Illustrations brake calipers - Ilustraciones pinzas de freno - Illustrations étriers de frein - Illustrazioni pinze freno

24.3541-1771.5 240239 ←

 BOS

ø 54

24.3541-1772.5 240240 →



## CITROËN

BERLINGO / BERLINGO FIRST Großraumlimousine (MF, GJK, GFK)

BERLINGO / BERLINGO FIRST Kasten (M\_)

C2 (JM\_)

C2 ENTERPRISE (JG\_)

C3 I (FC\_, FN\_)

C3 II (SC\_)

C3 III (SX)

C3 Picasso

C4 I (LC\_)

C4 CACTUS

C4 Coupe (LA\_)

C4 Stufenheck

C-ELYSEE

DS3

DS3 Cabriolet

XSARA (N1)

XSARA Break (N2)

XSARA Coupe (N0)

XSARA Kasten/Kombi

XSARA Kasten/Schrägheck (N3\_)

XSARA PICASSO (N68)

## DS

DS 3

DS 3 Cabriolet

## PEUGEOT

206 CC (2D)

206 Schrägheck (2A/C)

206 Stufenheck

206 SW (2E/K)

206+ (2L\_, 2M\_)

207 (WA\_, WC\_)

207 Stufenheck

207 SW (WK\_)

207 Van

208 (CA\_, CC\_)

208 Kasten (CR\_)

301

307 (3A/C)

307 Break (3E)

307 SW (3H)

1007 (KM\_)

2008 (CU\_)

PARTNER Combispace (5F)

# Abbildungen Bremssättel

Illustrations brake calipers - Ilustraciones pinzas de freno - Illustrations étriers de frein - Illustrazioni pinze freno

24.3541-1771.5 240239 

 **BOS** ø 54

24.3541-1772.5 240240 



PARTNER Kasten (5)  
PARTNER Pritsche/Fahrgestell

24.3541-1777.5 240247 

 **TRW** ø 54

24.3541-1778.5 240248 



## CITROËN

BERLINGO / BERLINGO FIRST Großraumlimousine  
(MF, GJK, GFK)

BERLINGO / BERLINGO FIRST Kasten (M\_)

## PEUGEOT

PARTNER Combispace (5F)

PARTNER Kasten (5)

24.3541-1779.5 240249 

 **TRW** ø 54

24.3541-1780.5 240250 



## SEAT

AROSA (6H)

## VW

LUPO (6X1, 6E1)

POLO (6N1)

POLO (6N2)

# Abbildungen Bremssättel

Illustrations brake calipers - Ilustraciones pinzas de freno - Illustrations étriers de frein - Illustrazioni pinze freno

24.3541-1783.5 240269 ←



TRW

ø 54

24.3541-1784.5 240270 →



## mitsubishi

CARISMA (DA\_)

CARISMA Stufenheck (DA\_)

SPACE STAR Großraumlimousine (DG\_A)

## VOLVO

S40 I (644)

V40 Kombi (645)

24.3541-1785.5 240271 ←



TRW

ø 54

24.3541-1786.5 240272 →



## mitsubishi

CARISMA (DA\_)

CARISMA Stufenheck (DA\_)

## VOLVO

S40 I (644)

V40 Kombi (645)

24.3541-1787.5 240289 ←



ATE

ø 54

24.3541-1788.5 240290 →



## FIAT

BRAVA (182\_)

BRAVO I (182\_)

MAREA (185\_)

MAREA Weekend (185\_)

PUNTO (188\_)

PUNTO Van (188\_)

# Abbildungen Bremssättel

Illustrations brake calipers - Ilustraciones pinzas de freno - Illustrations étriers de frein - Illustrazioni pinze freno

24.3541-1789.5 240291 ←



ø 54

24.3541-1790.5 240292 →



## ALFA ROMEO

145 (930\_)

146 (930\_)

## FIAT

BARCETTA (183\_)

BRAVA (182\_)

BRAVO I (182\_)

MAREA (185\_)

MAREA Weekend (185\_)

PUNTO (188\_)

PUNTO Van (188\_)

24.3541-1795.5 240788 ←



ø 54



## OPEL

COMBO (71\_)

COMBO Kasten/Kombi

COMBO Tour

CORSA C (X01)

CORSA C Kasten (X01)

MERIVA A Großraumlimousine (X03)

TIGRA TwinTop (X04)

## VAUXHALL

COMBO Mk II (C) Kasten/Kombi (F25)

COMBO TOUR Mk II (C) (F25)

CORSA Mk II (C) (X01)

CORSAVAN Mk II (C) (X01)

MERIVA Mk I (A) (X03)

TIGRA Convertible (X04)





# Abbildungen Bremssättel

Illustrations brake calipers - Ilustraciones pinzas de freno - Illustrations étriers de frein - Illustrazioni pinze freno

24.3541-1797.5 240856 ←

 TRW

ø 54

24.3541-1798.5 240857 →



## SEAT

CORDOBA (6L2)  
IBIZA III (6L1)  
IBIZA IV (6J5, 6P1)  
IBIZA IV SPORTCOUPE (6J1, 6P5)  
IBIZA IV ST (6J8, 6P8)

## SKODA

FABIA I (6Y2)  
FABIA I Combi (6Y5)  
FABIA I Praktik (6Y5)  
FABIA I Stufenheck (6Y3)  
FABIA II (542)  
FABIA II Combi (545)  
ROOMSTER (5J)  
ROOMSTER Praktik (5J)

## VW

POLO (9N\_)  
POLO Stufenheck (9A4, 9A2, 9N2)

24.3541-1803.5 240908 ←

 TRW

ø 54

24.3541-1804.5 240909 →



## CITROËN

C2 (JM\_)  
C2 ENTERPRISE (JG\_)  
C3 I (FC\_, FN\_)  
C3 Pluriel (HB\_)

# Abbildungen Bremssättel

Illustrations brake calipers - Ilustraciones pinzas de freno - Illustrations étriers de frein - Illustrazioni pinze freno

24.3541-1805.5 240323 ◀



ø 54

24.3541-1806.5 240324 ▶



## HONDA

CIVIC VI Coupe (EJ, EM1)  
CIVIC VI Hatchback (EJ, EK)  
CIVIC VI Stufenheck (EJ, EK)  
CRX III (EH, EG)

24.3541-1807.5 240335 ◀



AKE

ø 54

24.3541-1808.5 240336 ▶



## HYUNDAI

ACCENT II (LC)  
ACCENT II Stufenheck (LC)  
GETZ (TB)  
LANTRA I (J-1)  
PONY / EXCEL Stufenheck (X-2)  
PONY (X-2)  
S COUPE (SLC)

24.3541-1809.5 240593 ◀



BOS

ø 54

24.3541-1810.5 240594 ▶



## FIAT

BRAVO II (198\_)  
STILO (192\_)  
STILO Multi Wagon (192\_)

## LANCIA

DELTA III (844\_)

# Abbildungen Bremssättel

Illustrations brake calipers - Ilustraciones pinzas de freno - Illustrations étriers de frein - Illustrazioni pinze freno

24.3541-1811.5 240429 ←



BOS

ø 54

24.3541-1812.5 240430 →



## FIAT

BRAVO II (198\_)  
IDEA (350\_)  
STILO (192\_)  
STILO Multi Wagon (192\_)

## LANCIA

MUSA (350\_)

24.3541-1813.5 240381 ←



TRW

ø 54

24.3541-1814.5 240382 →



## HONDA

CIVIC VI Aerodeck (MB, MC)  
CIVIC VI Fastback (MA, MB)  
CIVIC VI Hatchback (EJ, EK)  
CONCERTO (HW, MA)  
CONCERTO Stufenheck (HWW)

## ROVER

45 Schrägheck (RT)  
45 Stufenheck (RT)  
200 Cabriolet (XW)  
200 Coupe (XW)  
200 Schrägheck (RF)  
200 Schrägheck (XW)  
400 (RT)  
400 (XW)  
400 Schrägheck (RT)  
400 Tourer (XW)  
COUPE  
STREETWISE Schrägheck

# Abbildungen Bremssättel

Illustrations brake calipers - Ilustraciones pinzas de freno - Illustrations étriers de frein - Illustrazioni pinze freno

24.3541-1815.5 240383 ◀

 **SUM** ø 54

24.3541-1816.5 240384 ▶



## MITSUBISHI

GALANT IV (E3\_A)  
GALANT IV Stufenheck (E3\_A)  
SANTAMO  
SPACE RUNNER (N1\_W, N2\_W)  
SPACE WAGON (N3\_W, N4\_W)

24.3541-1819.7 220767 ◀

 **TRW** ø 54

24.3541-1820.7 220768 ▶



## MITSUBISHI

COLT VI (Z3\_A, Z2\_A)  
COLT CZC Cabriolet (RG)

## SMART

FORFOUR (454)

24.3541-1821.7 220695 ◀

 **TRW** ø 54

24.3541-1822.7 220696 ▶



## OPEL

AGILA (B) (H08)

## SUZUKI

SPLASH (EX)  
SWIFT III (MZ, EZ)

## VAUXHALL

AGILA Mk II (B) (H08)

# Abbildungen Bremssättel

Illustrations brake calipers - Ilustraciones pinzas de freno - Illustrations étriers de frein - Illustrazioni pinze freno

24.3541-1825.7 220721 



TRW

ø 54

24.3541-1826.7 220722 



## HONDA

CIVIC VII Coupe (EM2)

CIVIC VII Hatchback (EU, EP, EV)

24.3541-1833.5 240403 



TRW

ø 54

24.3541-1834.5 240404 



## LANCIA

YPSILON (843\_)

24.3541-1843.5 240585 



TRW

ø 54

24.3541-1844.5 240586 



## MINI

MINI (R56)

MINI Cabriolet (R57)

MINI CLUBMAN (R55)

MINI CLUBVAN (R55)

MINI Coupe (R58)

MINI Roadster (R59)

# Abbildungen Bremssättel

Illustrations brake calipers - Ilustraciones pinzas de freno - Illustrations étriers de frein - Illustrazioni pinze freno

24.3541-1849.5 240707 ←

 TRW

ø 54

24.3541-1850.5 240708 →



## DACIA

DOKKER  
DOKKER Express  
DUSTER  
DUSTER Kasten  
LODGY  
LOGAN EXPRESS (FS\_)  
LOGAN MCV (KS\_)  
LOGAN Pick-up (US\_)

## RENAULT

CAPTUR (J5\_, H5\_)  
CLIO III (BR0/1, CR0/1)  
CLIO III Kasten (SB\_, SR\_)  
CLIO IV (BH\_)  
CLIO IV Grandtour (KH\_)  
CLIO IV Kasten  
CLIO Grandtour (KR0/1\_)  
DOKKER  
DUSTER (HS\_)  
KANGOO / GRAND KANGOO (KW0/1\_)  
KANGOO BE BOP (KW0/1\_)  
KANGOO Express (FW0/1\_)  
LOGAN EXPRESS (US\_)  
MODUS / GRAND MODUS (F/JP0\_)  
ZOE (BFM\_)

24.3541-1851.5 240709 ←

 TRW

ø 54

24.3541-1852.5 240710 →



## NISSAN

MICRA III (K12)  
MICRA C+C III (K12)  
NOTE (E11, NE11)



## Abbildungen Bremssättel

Illustrations brake calipers - Ilustraciones pinzas de freno - Illustrations étriers de frein - Illustrazioni pinze freno

24.3541-1853.5 240623 ◀  TRW ø 54  
24.3541-1854.5 240624 ▶



### MINI

MINI COUNTRYMAN (R60)  
MINI PACEMAN (R61)

24.3541-1857.5 240733 ◀  TRW ø 54  
24.3541-1858.5 240734 ▶



### FORD

FIESTA VI (CB1, CCN)  
FIESTA VI Van

24.3541-1859.5 240735 ◀  ø 54  
24.3541-1860.5 240736 ▶



### CHEVROLET

LACETTI (J200)  
LACETTI Kombi (J200)  
LACETTI Stufenheck (J200)  
NUBIRA Kombi  
NUBIRA Stufenheck

### DAEWOO

GENTRA Stufenheck  
LACETTI Schrägheck (KLAN)  
LACETTI Stufenheck  
NUBIRA (J100)  
NUBIRA Stufenheck (J200)

## Abbildungen Bremssättel

Illustrations brake calipers - Ilustraciones pinzas de freno - Illustrations étriers de frein - Illustrazioni pinze freno

24.3541-8085.5 240525 ←



ø 54

24.3541-8086.5 240526 →



### OPEL

CALIBRA A (C89)  
VECTRA A (J89)  
VECTRA A CC (J89)

### SAAB

900 II  
900 II Cabriolet  
900 II Coupe

### VAUXHALL

CALIBRA (C89)  
CAVALIER Mk III CC (J89)  
CAVALIER Mk III Stufenheck (J89)

24.3541-8105.5 240485 ←



ø 54

24.3541-8106.5 240486 →



### FORD

FOCUS (DAW, DBW)  
FOCUS Stufenheck (DFW)  
FOCUS Turnier (DNW)

24.3541-8523.5 240551 ←



ø 54

24.3541-8524.5 240552 →



### AUDI

A3 (8L1)

### SEAT

LEON (1M1)  
TOLEDO II (1M2)

### SKODA

OCTAVIA I (1U2)  
OCTAVIA I Combi (1U5)

### VW

BORA (1J2)  
BORA Variant (1J6)  
GOLF III (1H1)

## Abbildungen Bremssättel

Illustrations brake calipers - Ilustraciones pinzas de freno - Illustrations étriers de frein - Illustrazioni pinze freno

24.3541-8523.5 240551 ←

 ATE

ø 54

24.3541-8524.5 240552 →



GOLF III Variant (1H5)  
GOLF IV (1J1)  
GOLF IV Van (1J1)  
GOLF IV Variant (1J5)  
NEW BEETLE (9C1, 1C1)  
NEW BEETLE Cabriolet (1Y7)  
PASSAT (3A2, 35I)  
PASSAT Variant (3A5, 35I)  
VENTO (1H2)

24.3541-8529.5 240553 ←

 ATE

ø 54

24.3541-8530.5 240554 →



### FORD

FIESTA III (GFJ)  
FIESTA IV (JA\_, JB\_)  
FIESTA Kasten (F3L, F5L)  
FIESTA Kasten (FVD)  
FIESTA Kasten (J5\_, J3\_)  
FIESTA Kasten (JV\_)  
PUMA (EC\_)

24.3541-8531.5 240679 ←

 ATE

ø 54

24.3541-8532.5 240680 →



### FORD

FIESTA IV (JA\_, JB\_)  
FIESTA V (JH\_, JD\_)  
FIESTA V Van  
FIESTA Kasten (J5\_, J3\_)  
FIESTA Kasten (JV\_)  
FUSION (JU\_)  
KA (RB\_)  
PUMA (EC\_)  
STREET KA (RL2)

### MAZDA

2 (DY)

# Abbildungen Bremssättel

Illustrations brake calipers - Ilustraciones pinzas de freno - Illustrations étriers de frein - Illustrazioni pinze freno

24.3541-8531.5 240679 ←



ATE

ø 54

24.3541-8532.5 240680 →

121 III (JASM, JB5M)



24.3541-9521.5 240723 ←



ATE

ø 54

24.3541-9522.5 240724 →

## BMW

- 1 (E81)
- 1 (E87)
- 1 Cabriolet (E88)
- 1 Coupe (E82)
- 3 (E90)
- 3 Cabriolet (E93)
- 3 Coupe (E92)
- 3 Touring (E91)



24.3541-9587.5 240527 ←



ATE

ø 54

24.3541-9588.5 240528 →

## BMW

- 3 (E36)
- 3 (E46)
- 3 Cabriolet (E36)
- 3 Cabriolet (E46)
- 3 Compact (E36)
- 3 Compact (E46)
- 3 Coupe (E36)
- 3 Coupe (E46)
- 3 Touring (E36)
- 3 Touring (E46)
- Z3 Coupe (E36)
- Z3 Roadster (E36)



# Abbildungen Bremssättel

Illustrations brake calipers - Ilustraciones pinzas de freno - Illustrations étriers de frein - Illustrazioni pinze freno

24.3541-9587.5 240527   ATE ø 54  
24.3541-9588.5 240528 

Z4 Roadster (E85)



24.3541-9667.5 240529   ATE ø 54  
24.3541-9668.5 240530 

## BMW

3 (E36)  
3 Cabriolet (E36)  
3 Compact (E36)  
3 Coupe (E36)  
3 Touring (E36)  
Z3 Roadster (E36)



24.3571-1703.5 240099   AKE ø 57  
24.3571-1704.5 240100 

## MAZDA

323 F VI (BJ)  
323 S VI (BJ)  
626 IV (GE)  
626 IV Hatchback (GE)  
626 V (GF)  
626 V Hatchback (GF)  
MX-6 (GE)  
XEDOS 6 (CA)





# Abbildungen Bremssättel

Illustrations brake calipers - Ilustraciones pinzas de freno - Illustrations étriers de frein - Illustrazioni pinze freno

24.3571-1705.5 240069 ←

 **TRW** ø 57

24.3571-1706.5 240070 →



## OPEL

OMEGA A (V87)  
OMEGA A Caravan (V87)  
OMEGA B (V94)  
OMEGA B Caravan (V94)  
SENATOR B (V88)

## VAUXHALL

CARLTON Mk III Kombi (V87)  
CARLTON Mk III Stufenheck (V87)  
OMEGA (B) Kombi (V94)  
OMEGA (B) Stufenheck (V94)  
SENATOR Mk II (B) (V88)

24.3571-1707.5 240079 ←

 **TRW** ø 57

24.3571-1708.5 240080 →



## VOLVO

740 (744)  
740 Kombi (745)  
940 (944)  
940 II (944)  
940 II Kombi (945)  
940 Kombi (945)  
960 (964)  
960 II (964)  
960 II Kombi (965)  
960 Kombi (965)  
S90 (964)  
V90 Kombi (965)

24.3571-1709.5 240153 ←

 **TRW** ø 57

24.3571-1710.5 240154 →



## CITROËN

EVASION Großraumlimousine (22, U6)  
JUMPY (U6U)  
JUMPY Kasten (BS\_, BT\_, BY\_, BZ\_)  
JUMPY Pritsche/Fahrgestell (BU\_, BV\_, BW\_, BX\_)

## FIAT

SCUDO Combinato (220\_)  
SCUDO Kasten (220\_)  
SCUDO Pritsche/Fahrgestell (220\_)  
ULYSSE (220\_)

## LANCIA

ZETA (22\_)



## Abbildungen Bremssättel

Illustrations brake calipers - Ilustraciones pinzas de freno - Illustrations étriers de frein - Illustrazioni pinze freno

24.3571-1709.5 240153 

 **TRW** ø 57

24.3571-1710.5 240154 



### PEUGEOT

806 (221)  
EXPERT (224\_)  
EXPERT Kasten (222)  
EXPERT Pritsche/Fahrgestell (223)

24.3571-1711.5 240159 

 **BDX** ø 57

24.3571-1712.5 240160 



### CITROËN

EVASION Großraumlimousine (22, U6)  
JUMPY (U6U)  
JUMPY Kasten (BS\_, BT\_, BY\_, BZ\_)

### FIAT

SCUDO Combinato (220\_)  
SCUDO Kasten (220\_)  
SCUDO Pritsche/Fahrgestell (220\_)  
ULYSSE (220\_)

### PEUGEOT

806 (221)  
EXPERT (224\_)  
EXPERT Kasten (222)

# Abbildungen Bremssättel

Illustrations brake calipers - Ilustraciones pinzas de freno - Illustrations étriers de frein - Illustrazioni pinze freno

24.3571-1713.5 240201 ←



SUM

ø 57

24.3571-1714.5 240202 →



## TOYOTA

CARINA E (\_T19\_)  
CARINA E Station Wagon (\_T19\_)  
CARINA E Stufenheck (\_T19\_)  
CELICA Coupe (\_T20\_)

24.3571-1715.5 240225 ←



TRW

ø 57

24.3571-1716.5 240226 →



## PEUGEOT

406 (8B)  
406 Break (8E/F)  
406 Coupe (8C)

24.3571-1717.5 240227 ←



TRW

ø 57

24.3571-1718.5 240228 →



## PEUGEOT

406 (8B)  
406 Break (8E/F)

# Abbildungen Bremssättel

Illustrations brake calipers - Ilustraciones pinzas de freno - Illustrations étriers de frein - Illustrazioni pinze freno

24.3571-1722.7 220556 ◀

 TRW ø 57



## MERCEDES-BENZ

C-CLASS (W203)  
C-CLASS Coupe (CL203)  
C-CLASS T-Model (S203)  
CLC-CLASS (CL203)  
CLK (C209)  
CLK Cabriolet (A209)  
SLK (R171)

24.3571-1731.5 240321 ◀

 TRW ø 57


24.3571-1732.5 240322 ▶



## NISSAN

ALMERA II (N16)  
ALMERA II Hatchback (N16)  
PRIMERA (P11)  
PRIMERA Hatchback (P11)  
PRIMERA Traveller (WP11)

24.3571-1733.5 240349 ◀

 ATE ø 57

24.3571-1734.5 240350 ▶



## BMW

3 (E46)  
3 Cabriolet (E46)  
3 Coupe (E46)  
3 Touring (E46)  
X3 (E83)  
Z4 Coupe (E86)  
Z4 Roadster (E85)

## MG

MG ZT  
MG ZT- T

## Abbildungen Bremssättel

Illustrations brake calipers - Ilustraciones pinzas de freno - Illustrations étriers de frein - Illustrazioni pinze freno

24.3571-1735.5 240385 ◀



**BOS**

ø 57

24.3571-1736.5 240386 ▶



### FORD

MONDEO III (B5Y)  
MONDEO III Stufenheck (B4Y)  
MONDEO III Turnier (BWY)

### JAGUAR

X-TYPE (X400)  
X-TYPE Kombi (X400)

24.3571-1737.5 240387 ◀



ø 57

24.3571-1738.5 240388 ▶



### MITSUBISHI

L 200 (K3\_T, K2\_T, K1\_T, K0\_T)  
L 300 III Bus (P0\_W, P1\_W, P2\_W)  
L 300 III Kasten (P0\_V, P1\_V, P\_2V)  
L 300 III Pritsche/Fahrgestell (P1\_T)

24.3571-1743.5 240790 ◀



**TRW**

ø 57

24.3571-1744.5 240791 ▶



### MERCEDES-BENZ

VANEO (414)

# Abbildungen Bremssättel

Illustrations brake calipers - Ilustraciones pinzas de freno - Illustrations étriers de frein - Illustrazioni pinze freno

24.3571-1745.7 220689 ◀

TRW ø 57



**PEUGEOT**  
407 (6D\_)  
407 SW (6E\_)

24.3571-1747.5 240946 ◀

TRW ø 57

24.3571-1748.5 240947 ▶



**MERCEDES-BENZ**  
A-CLASS (W169)  
B-CLASS (W245)

24.3571-1749.5 240609 ◀

TRW ø 57

24.3571-1750.5 240610 ▶



**MERCEDES-BENZ**  
A-CLASS (W169)  
B-CLASS (W245)

# Abbildungen Bremssättel

Illustrations brake calipers - Ilustraciones pinzas de freno - Illustrations étriers de frein - Illustrazioni pinze freno

24.3571-1755.5 240409 ◀



TRW

ø 57

24.3571-1756.5 240410 ▶



## TOYOTA

COROLLA (\_E12\_)

COROLLA Kombi (\_E12\_)

COROLLA Stufenheck (\_E12\_)

24.3571-1759.5 240459 ◀



ø 57

24.3571-1760.5 240460 ▶



## TOYOTA

AVENSIS (\_T25\_)

AVENSIS Kombi (\_T25\_)

AVENSIS Stufenheck (\_T25\_)

COROLLA Verso (ZER\_, ZZE12\_, R1\_)

24.3571-1761.5 240461 ◀



ATE

ø 57

24.3571-1762.5 240462 ▶



## CHEVROLET

VECTRA

## OPEL

CALIBRA A (C89)

VECTRA B (J96)

VECTRA B Caravan (J96)

VECTRA B CC (J96)

## SAAB

9-3 (YS3D)

9-3 Cabriolet (YS3D)

9-5 (YS3E)

9-5 Kombi (YS3E)



## Abbildungen Bremssättel

Illustrations brake calipers - Ilustraciones pinzas de freno - Illustrations étriers de frein - Illustrazioni pinze freno

24.3571-1761.5 240461 ←



ø 57

24.3571-1762.5 240462 →



900 II

900 II Cabriolet

900 II Coupe

**VAUXHALL**

CALIBRA (C89)

VECTRA (B) CC (J96)

VECTRA (B) Kombi (J96)

VECTRA (B) Stufenheck (J96)

24.3571-1767.7 220981 ←



ø 57

24.3571-1768.7 220982 →



**SUZUKI**

SX4 (EY, GY)

SX4 Stufenheck (GY)

24.3571-1773.5 240625 ←



ø 57

24.3571-1774.5 240626 →



**AUDI**

A4 (8K2, B8)

A4 Allroad (8KH, B8)

A4 Avant (8K5, B8)

A5 (8T3)

A5 Cabriolet (8F7)

A5 Sportback (8TA)

# Abbildungen Bremssättel

Illustrations brake calipers - Ilustraciones pinzas de freno - Illustrations étriers de frein - Illustrazioni pinze freno

24.3571-1777.5 240749 



ø 57

24.3571-1778.5 240750 



**ROVER**  
600 (RH)

24.3571-1781.5 240745 



ø 57

24.3571-1782.5 240746 



**NISSAN**  
ALMERA TINO (V10)  
PRIMERA (P12)  
PRIMERA Hatchback (P12)  
PRIMERA Kombi (WP12)

24.3571-1785.5 240764 



ø 57

24.3571-1786.5 240765 



**HONDA**  
ACCORD V (CC, CD)  
ACCORD V (CE, CF\_)  
CIVIC VI Aerodeck (MB, MC)  
CIVIC VI Fastback (MA, MB)  
**ROVER**  
600 (RH)

# Abbildungen Bremssättel

Illustrations brake calipers - Ilustraciones pinzas de freno - Illustrations étriers de frein - Illustrazioni pinze freno

24.3571-1787.5 240838 ←



ATE

ø 57

24.3571-1788.5 240839 →



## VW

TRANSPORTER IV Bus (70B, 70C, 7DB, 7DK, 70J, 70K, 7DC, 7DJ)

TRANSPORTER IV Kasten (70A, 70H, 7DA, 7DH)

TRANSPORTER IV Pritsche/Fahrgestell (70E, 70L, 70M, 7DE, 7DL)

24.3571-8505.5 240489 ←



ATE

ø 57

24.3571-8506.5 240490 →



## AUDI

100 (4A2, C4)

100 Avant (4A5, C4)

A6 (4A2, C4)

A6 Avant (4A5, C4)

24.3571-8507.5 240555 ←



ATE

ø 57

24.3571-8508.5 240556 →



## AUDI

100 (4A2, C4)

100 Avant (4A5, C4)

A6 (4A2, C4)

A6 Avant (4A5, C4)

# Abbildungen Bremssättel

Illustrations brake calipers - Ilustraciones pinzas de freno - Illustrations étriers de frein - Illustrazioni pinze freno

24.3571-8511.5 240491 ←



ø 57

24.3571-8512.5 240492 →



## MERCEDES-BENZ

C-CLASS (W202)  
C-CLASS T-Model (S202)  
CLK (C208)  
CLK Cabriolet (A208)  
E-CLASS (W210)  
E-CLASS T-Model (S210)  
SLK (R170)

24.3571-8517.5 240493 ←



ø 57

24.3571-8518.5 240494 →



## AUDI

A4 (8D2, B5)  
A4 Avant (8D5, B5)

24.3571-8521.5 240495 ←



ø 57

24.3571-8522.5 240496 →



## AUDI

A4 (8D2, B5)  
A4 (8E2, B6)  
A4 (8EC, B7)  
A4 Avant (8D5, B5)  
A4 Avant (8E5, B6)  
A4 Avant (8ED, B7)  
A4 Cabriolet (8H7, B6, 8HE, B7)  
A6 (4B2, C5)  
A6 Avant (4B5, C5)

## SEAT

EXEO (3R2)

# Abbildungen Bremssättel

Illustrations brake calipers - Ilustraciones pinzas de freno - Illustrations étriers de frein - Illustrazioni pinze freno

24.3571-8521.5 240495 ←



ø 57

24.3571-8522.5 240496 →



EXEO ST (3R5)

## SKODA

SUPERB I (3U4)

## VW

PASSAT (3B2)

PASSAT (3B3)

PASSAT Variant (3B5)

PASSAT Variant (3B6)

24.3571-9801.5 240497 ←



ø 57

24.3571-9802.5 240498 →



## TOYOTA

AVENSIS (\_T22\_)

AVENSIS Kombi (\_T22\_)

AVENSIS Liftback (\_T22\_)

24.3571-9813.5 240557 ←



ø 57

24.3571-9814.5 240558 →



## FORD

C-MAX (DM2)

C-MAX II (DXA/CB7, DXA/CEU)

C-MAX II Van

FOCUS II (DA\_, HCP, DP)

FOCUS II Cabriolet

FOCUS II Stufenheck (DB\_, FCH, DH)

FOCUS II Turnier (DA\_, FFS, DS)

FOCUS III

FOCUS III Kasten/Kombi

FOCUS III Kasten/Schrägheck

FOCUS III Stufenheck

FOCUS III Turnier

## Abbildungen Bremssättel

Illustrations brake calipers - Ilustraciones pinzas de freno - Illustrations étriers de frein - Illustrazioni pinze freno

24.3571-9813.5 240557 ←

 ATE

ø 57

24.3571-9814.5 240558 →



FOCUS C-MAX  
GRAND C-MAX (DXA/CB7, DXA/CEU)  
GRAND C-MAX Van  
KUGA I  
KUGA II (DM2)  
KUGA II Van  
TOURNEO CONNECT / GRAND TOURNEO  
CONNECT Kombi  
TRANSIT CONNECT Kasten  
TRANSIT CONNECT Kombi

### **VOLVO**

C30 (533)  
C70 II Cabriolet (542)  
S40 II (544)  
V40 Schrägheck (525, 526)  
V50 (545)

24.3571-9823.5 240499 ←

 ATE

ø 57

24.3571-9824.5 240500 →



### **CHEVROLET**

ASTRA Schrägheck  
ASTRA Stufenheck

### **OPEL**

ADAM (M13)  
ASTRA CLASSIC Schrägheck (A04)  
ASTRA G Cabriolet (T98)  
ASTRA G Caravan (T98)  
ASTRA G CC (T98)  
ASTRA G Coupe (T98)  
ASTRA G Kasten (F70)  
ASTRA G Stufenheck (T98)  
ASTRA H (A04)  
ASTRA H Caravan (A04)  
ASTRA H GTC (A04)  
ASTRA H Kasten (L70)  
ASTRA H Stufenheck (A04)  
ASTRA H TwinTop (A04)  
COMBO (71\_)  
COMBO Kasten/Kombi  
COMBO Tour  
CORSA C (X01)  
CORSA C Kasten (X01)  
CORSA D (S07)  
CORSA E (X15)  
CORSA E Van (X15)



# Abbildungen Bremssättel

Illustrations brake calipers - Ilustraciones pinzas de freno - Illustrations étriers de frein - Illustrazioni pinze freno

24.3571-9823.5 240499 ←



ATE

ø 57

24.3571-9824.5 240500 →



MERIVA A Großraumlimousine (X03)

MERIVA B Großraumlimousine (S10)

ZAFIRA A Großraumlimousine (T98)

ZAFIRA B (A05)

ZAFIRA B Van (A05)

## VAUXHALL

ADAM (M13)

ASTRA Mk IV (G) Cabriolet (T98)

ASTRA Mk IV (G) CC (T98)

ASTRA Mk IV (G) Coupe (T98)

ASTRA Mk IV (G) Kombi (T98)

ASTRA Mk IV (G) Stufenheck (T98)

ASTRA Mk V (H) CC (A04)

ASTRA Mk V (H) CC (A04)

ASTRA Mk V (H) Convertible (A04)

ASTRA Mk V (H) Kombi (A04)

ASTRAVAN Mk IV (G) (T98)

ASTRAVAN Mk V (H) (A04)

COMBO Mk II (C) Kasten/Kombi (F25)

COMBO TOUR Mk II (C) (F25)

CORSA Mk II (C) (X01)

CORSA Mk III (D) (S07)

CORSA Mk IV (E) (X15)

CORSAVAN Mk IV (E) (X15)

MERIVA Mk I (A) (X03)

MERIVA Mk II (B) (S10)

ZAFIRA Mk I (A) (T98)

ZAFIRA Mk II (B) (A05)

24.3571-9841.5 240501 ←



ATE

ø 57

24.3571-9842.5 240502 →



## RENAULT

LAGUNA II (BG0/1\_)

LAGUNA II Grandtour (KG0/1\_)

SCÉNIC I Großraumlimousine (JA0/1\_, FA0\_)

# Abbildungen Bremssättel

Illustrations brake calipers - Ilustraciones pinzas de freno - Illustrations étriers de frein - Illustrazioni pinze freno

24.3571-9971.5 240617 ←

 ATE

ø 57

24.3571-9972.5 240618 →



## VOLVO

850 (854)  
850 Kombi (855)  
C70 I Cabriolet (873)  
C70 I Coupe (872)  
S70 (874)  
V70 I (875, 876)

24.3572-1709.5 240583 ←

 BDX

ø 57

24.3572-1710.5 240584 →



## CITROËN

C5 I (DC\_)  
C5 I Break (DE\_)  
C5 II (RC\_)  
C5 II Break (RE\_)

24.3576-9995.5 240962 ←

 ATE

ø 57

24.3576-9996.5 240963 →



## AUDI

A3 (8P1)  
A3 Sportback (8PA)

## SEAT

LEON (1P1)

## SKODA

SUPERB II (3T4)  
SUPERB II Kombi (3T5)

## VW

EOS (1F7, 1F8)  
GOLF V (1K1)  
GOLF VI (5K1)

# Abbildungen Bremssättel

Illustrations brake calipers - Ilustraciones pinzas de freno - Illustrations étriers de frein - Illustrazioni pinze freno

24.3576-9995.5 240962 ←



ATE

ø 57

24.3576-9996.5 240963 →



PASSAT (3C2)  
PASSAT CC (357)  
PASSAT Variant (3C5)

24.3601-1707.5 240229 ←



TRW

ø 60

24.3601-1708.5 240230 →



## RENAULT

ESPACE III (JE0\_)  
LAGUNA I (B56\_, 556\_)  
LAGUNA I Grandtour (K56\_)  
MEGANE I Cabriolet (EA0/1\_)  
MEGANE I Coach (DA0/1\_)  
MEGANE Scenic (JA0/1\_)  
SAFRANE I (B54\_)  
SAFRANE II (B54\_)


24.3601-1711.7 220607 ←



TRW

ø 60

24.3601-1712.7 220608 →



## CITROËN

C8 (EA\_, EB\_)  
JUMPY (U6U)  
JUMPY Kasten (BS\_, BT\_, BY\_, BZ\_)  
JUMPY Pritsche/Fahrgestell (BU\_, BV\_, BW\_, BX\_)

## FIAT

SCUDO Combinato (220\_)  
SCUDO Kasten (220\_)  
SCUDO Pritsche/Fahrgestell (220\_)  
ULYSSE (179\_)

## LANCIA

PHEDRA (179\_)

# Abbildungen Bremssättel

Illustrations brake calipers - Ilustraciones pinzas de freno - Illustrations étriers de frein - Illustrazioni pinze freno

24.3601-1711.7 220607 ◀



TRW

ø 60

24.3601-1712.7 220608 ▶



## PEUGEOT

807 (E)  
EXPERT (224\_)  
EXPERT Kasten (222)  
EXPERT Pritsche/Fahrgestell (223)

24.3601-1713.5 240355 ◀



ATE

ø 60

24.3601-1714.5 240356 ▶



## BMW

5 (E39)  
5 Touring (E39)  
7 (E38)  
X3 (E83)  
X5 (E53)


24.3601-1717.5 240391 ◀



AKE

ø 60

24.3601-1718.5 240392 ▶



## OPEL

FRONTERA A (U92)  
FRONTERA A Sport (U92)  
FRONTERA B (U99)  
MONTEREY A (M92)  
MONTEREY B (M98)

## VAUXHALL

FRONTERA Mk I (A) (U92)  
FRONTERA Mk I (A) Sport (U92)  
FRONTERA Mk II (B) (U99)  
MONTEREY (M92)  
MONTEREY Mk II (M98)

# Abbildungen Bremssättel

Illustrations brake calipers - Ilustraciones pinzas de freno - Illustrations étriers de frein - Illustrazioni pinze freno

24.3601-1721.5 240629 ←

 **TRW** ø 60

24.3601-1722.5 240630 →



## MERCEDES-BENZ

C-CLASS (W204)  
C-CLASS Coupe (C204)  
C-CLASS T-Model (S204)  
CLS (C218)  
CLS Shooting Brake (X218)  
E-CLASS (W212)  
E-CLASS Coupe (C207)  
E-CLASS T-Model (S212)

24.3601-1725.5 240784 ←

 **TRW** ø 60

24.3601-1726.5 240785 →



## MERCEDES-BENZ

M-CLASS (W163)

24.3601-1727.5 240786 ←

 **TRW** ø 60

24.3601-1728.5 240787 →



## SEAT

ALHAMBRA (710, 711)

## SKODA

KODIAQ (NS7)  
SUPERB III (3V3)  
SUPERB III Kombi (3V5)

## VW

ARTEON (3H7)  
CC (358)  
PASSAT (3G2)  
PASSAT (362)  
PASSAT ALLTRACK (3G5)

## Abbildungen Bremssättel

Illustrations brake calipers - Ilustraciones pinzas de freno - Illustrations étriers de frein - Illustrazioni pinze freno

24.3601-1727.5 240786 ←



TRW

ø 60

24.3601-1728.5 240787 →



PASSAT ALLTRACK (365)  
PASSAT CC (357)  
PASSAT Variant (3G5)  
PASSAT Variant (365)  
TIGUAN (AD1)  
TIGUAN ALLSPACE (BW2)

24.3601-1729.5 240802 ←



TRW

ø 60

24.3601-1730.5 240803 →



**AUDI**  
Q5 (8RB)

24.3601-1731.5 240804 ←



TRW

ø 60

24.3601-1732.5 240805 →



**AUDI**  
A6 (4G2, 4GC, C7)  
A6 Avant (4G5, 4GD, C7)  
A7 Sportback (4GA, 4GF)  
A7 Sportback (4KA)



# Abbildungen Bremssättel

Illustrations brake calipers - Ilustraciones pinzas de freno - Illustrations étriers de frein - Illustrazioni pinze freno

24.3601-1733.5 240840 ←



ø 60

24.3601-1734.5 240841 →



## NISSAN

QASHQAI / QASHQAI +2 I (J10, JJ10)  
QASHQAI II Geländewagen geschlossen (J11, J11\_)  
X-TRAIL (T31)

24.3601-8501.5 240533 ←



ATE

ø 60

24.3601-8502.5 240534 →



## BMW

5 (E34)  
5 Touring (E34)

24.3601-8503.5 240535 ←



ATE

ø 60

24.3601-8504.5 240536 →



## BMW

5 (E34)  
5 Touring (E34)  
7 (E32)

# Abbildungen Bremssättel

Illustrations brake calipers - Ilustraciones pinzas de freno - Illustrations étriers de frein - Illustrazioni pinze freno

24.3601-8505.5 240537 ←



ø 60

24.3601-8506.5 240538 →



## BMW

5 (E34)  
5 Touring (E34)  
7 (E32)

24.3601-8527.5 240503 ←



ø 60

24.3601-8528.5 240504 →



## FORD

COUGAR (EC\_)  
MONDEO I (GBP)  
MONDEO I Stufenheck (GBP)  
MONDEO I Turnier (BNP)  
MONDEO II (BAP)  
MONDEO II Stufenheck (BFP)  
MONDEO II Turnier (BNP)  
SCORPIO II (GFR, GGR)  
SCORPIO II Turnier (GNR, GGR)

24.3601-9787.5 240505 ←



ø 60

24.3601-9788.5 240506 →



## RENAULT

ESPACE IV (JK0/1\_)  
LAGUNA II (BG0/1\_)  
LAGUNA II Grandtour (KG0/1\_)  
VEL SATIS (BJ0\_)

# Abbildungen Bremssättel

Illustrations brake calipers - Ilustraciones pinzas de freno - Illustrations étriers de frein - Illustrazioni pinze freno

24.3601-9829.5 240507 ←

 ATE

ø 60

24.3601-9830.5 240508 →



## VOLVO

S60 I (384)

S80 I (184)

V70 II (285)

XC70 CROSS COUNTRY (295)

24.3601-9947.5 240597 ←

 ATE

ø 60

24.3601-9948.5 240598 →



## VW

MULTIVAN V (7HM, 7HN, 7HF, 7EF, 7EM, 7EN)

MULTIVAN VI (SGF, SGM, SGN)

TOUAREG (7LA, 7L6, 7L7)

TRANSPORTER V Bus (7HB, 7HJ, 7EB, 7EJ, 7EF, 7EG, 7HF, 7EC)

TRANSPORTER V Kasten (7HA, 7HH, 7EA, 7EH)

TRANSPORTER V Pritsche/Fahrgestell (7JD, 7JE, 7JL, 7JY, 7JZ,

TRANSPORTER VI Bus (SGB, SGG, SGJ)

TRANSPORTER VI Kasten (SGA, SGH)

TRANSPORTER VI Pritsche/Fahrgestell (SFD, SFE, SFL, SFZ)

24.3606-1703.5 240587 ←

 TRW

ø 60

24.3606-1704.5 240588 →



## MERCEDES-BENZ

C-CLASS (W204)

C-CLASS Coupe (C204)

C-CLASS T-Model (S204)

# Abbildungen Bremssättel

Illustrations brake calipers - Ilustraciones pinzas de freno - Illustrations étriers de frein - Illustrazioni pinze freno

24.3606-1705.7 220993 

 **TRW** ø 60

24.3606-1706.7 220994 



## MERCEDES-BENZ

C-CLASS (W204)  
C-CLASS Coupe (C204)  
C-CLASS T-Model (S204)

24.3606-1707.7 221011 

 **TRW** ø 60

24.3606-1708.7 221012 



## MERCEDES-BENZ

C-CLASS (W204)  
C-CLASS Coupe (C204)  
C-CLASS T-Model (S204)  
E-CLASS (W212)  
E-CLASS Cabriolet (A207)  
E-CLASS Coupe (C207)  
E-CLASS T-Model (S212)  
SLC (R172)  
SLK (R172)

24.3606-1709.7 221045 

 **TRW** ø 60

24.3606-1710.7 221046 



## MERCEDES-BENZ

C-CLASS (W204)  
C-CLASS T-Model (S204)

# Abbildungen Bremssättel

Illustrations brake calipers - Ilustraciones pinzas de freno - Illustrations étriers de frein - Illustrazioni pinze freno

24.3606-1711.5 240780 ←



TRW

ø 60

24.3606-1712.5 240781 →



## MERCEDES-BENZ

C-CLASS (W204)  
C-CLASS Coupe (C204)  
C-CLASS T-Model (S204)  
CLS (C218)  
CLS Shooting Brake (X218)  
E-CLASS (W212)  
E-CLASS Cabriolet (A207)  
E-CLASS Coupe (C207)  
E-CLASS T-Model (S212)

24.3606-9955.5 240577 ←



ø 60

24.3606-9956.5 240578 →



## BMW

5 (E60)  
5 Touring (E61)

24.3606-9961.5 240970 ←



ATE

ø 60

24.3606-9962.5 240971 →



## AUDI

A4 (8E2, B6)  
A4 (8EC, B7)  
A4 Avant (8E5, B6)  
A4 Avant (8ED, B7)  
A4 Cabriolet (8H7, B6, 8HE, B7)  
A6 (4F2, C6)  
A6 Allroad (4FH, C6)  
A6 Avant (4F5, C6)

# Abbildungen Bremssättel

Illustrations brake calipers - Ilustraciones pinzas de freno - Illustrations étriers de frein - Illustrazioni pinze freno

24.3606-9977.5 240573 ←



ATE

ø 60

24.3606-9978.5 240574 →



## BMW

5 (E60)  
5 Touring (E61)  
6 (E63)  
6 Cabriolet (E64)  
7 (E65, E66, E67)

24.3606-9979.5 240575 ←



ATE

ø 60

24.3606-9980.5 240576 →



## BMW

5 (E60)  
5 Touring (E61)  
6 (E63)  
6 Cabriolet (E64)  
7 (E65, E66, E67)

24.3611-1701.5 240778 ←



SUM

ø 61

24.3611-1702.5 240779 →



## TOYOTA

RAV 4 II (\_A2\_)



# Abbildungen Bremssättel

Illustrations brake calipers - Ilustraciones pinzas de freno - Illustrations étriers de frein - Illustrazioni pinze freno

24.6234-1701.7 221015 ←

 TRW

ø 34

24.6234-1702.7 221016 →



## RENAULT

FLUENCE (L3\_)  
GRAND SCÉNIC III (JZ0/1\_)  
MEGANE III Coupe (DZ0/1\_)  
MEGANE III Grandtour (KZ0/1)  
MEGANE III Schrägheck (BZ0/1\_)  
MEGANE IV Grandtour (K9A/M/N\_)  
MEGANE IV Schrägheck (B9A/M/N\_)  
MEGANE IV Stufenheck  
MEGANE CC (EZ0/1\_)  
SCÉNIC III (JZ0/1\_)

24.6238-1701.7 220819 ←

 TRW

ø 38

24.6238-1702.7 220820 →



## VW

PASSAT (3C2)  
PASSAT Variant (3C5)

24.6238-1703.7 220967 ←

 TRW

ø 38

24.6238-1704.7 220968 →



## VOLVO

S80 II (124)  
V70 III (135)  
XC70 II (136)

## Abbildungen Bremssättel

Illustrations brake calipers - Ilustraciones pinzas de freno - Illustrations étriers de frein - Illustrazioni pinze freno

24.6238-1705.7 220939 ←

 TRW

ø 38

24.6238-1706.7 220940 →



### VW

PASSAT (3C2)  
PASSAT CC (357)  
PASSAT Variant (3C5)

24.6238-1707.7 220969 ←

 TRW

ø 38

24.6238-1708.7 220970 →



### RENAULT

ESPACE V (JR\_)  
GRAND SCÉNIC III (JZ0/1\_)  
SCÉNIC III (JZ0/1\_)

24.6238-1709.7 221017 ←

 TRW

ø 38

24.6238-1710.7 221018 →



### FORD

GALAXY (WA6)  
S-MAX (WA6)

# Abbildungen Bremssättel

Illustrations brake calipers - Ilustraciones pinzas de freno - Illustrations étriers de frein - Illustrazioni pinze freno

24.6241-1701.7 220821 ←



TRW

ø 41

24.6241-1702.7 220822 →



## AUDI

A6 (4F2, C6)  
A6 Allroad (4FH, C6)  
A6 Avant (4F5, C6)

24.6241-1705.7 220941 ←



TRW

ø 41

24.6241-1706.7 220942 →



## VW

PASSAT (3C2)  
PASSAT Variant (3C5)

24.6241-1707.7 220943 ←



TRW

ø 41

24.6241-1708.7 220944 →



## AUDI

A6 (4F2, C6)  
A6 Allroad (4FH, C6)  
A6 Avant (4F5, C6)

# Abbildungen Bremssättel

Illustrations brake calipers - Ilustraciones pinzas de freno - Illustrations étriers de frein - Illustrazioni pinze freno


24.6241-1711.5 240713 ←



TRW

ø 41

24.6241-1712.5 240714 →



## VW

CC (358)  
PASSAT (3C2)  
PASSAT (362)  
PASSAT ALLTRACK (365)  
PASSAT CC (357)  
PASSAT Variant (3C5)  
PASSAT Variant (365)

24.6242-1701.5 240792 ←



TRW

ø 42

24.6242-1702.5 240793 →



## BMW

Z4 Roadster (E89)

24.6242-1703.5 240794 ←



TRW

ø 42

24.6242-1704.5 240795 →



## BMW

X3 (F25)  
X4 (F26)

# Abbildungen Bremssättel

Illustrations brake calipers - Ilustraciones pinzas de freno - Illustrations étriers de frein - Illustrazioni pinze freno

24.6243-1703.7 220945 ←



TRW

ø 43

24.6243-1704.7 220946 →



## AUDI

A4 (8K2, B8)  
A4 Allroad (8KH, B8)  
A4 Avant (8K5, B8)  
A5 (8T3)  
A5 Cabriolet (8F7)  
A5 Sportback (8TA)  
Q5 (8RB)

24.6243-1705.7 220947 ←



TRW

ø 43

24.6243-1706.7 220948 →



## AUDI

A4 (8K2, B8)  
A4 Avant (8K5, B8)  
A5 (8T3)  
A5 Cabriolet (8F7)  
A5 Sportback (8TA)

24.6243-1707.7 220979 ←



TRW

ø 43

24.6243-1708.7 220980 →



## AUDI

A4 (8K2, B8)  
A4 Allroad (8KH, B8)  
A4 Avant (8K5, B8)  
A5 (8T3)  
A5 Cabriolet (8F7)  
A5 Sportback (8TA)  
Q5 (8RB)

# Abbildungen Bremssättel

Illustrations brake calipers - Ilustraciones pinzas de freno - Illustrations étriers de frein - Illustrazioni pinze freno

24.6243-1709.7 221023 ←

 TRW

ø 43

24.6243-1710.7 221024 →



## AUDI

A6 (4F2, C6)  
A6 Allroad (4FH, C6)  
A6 Avant (4F5, C6)

24.6243-1713.5 240715 ←

 TRW

ø 43

24.6243-1714.5 240716 →



## AUDI

A8 (4H2, 4H8, 4HC, 4HL)

24.6243-1715.5 240741 ←

 TRW

ø 43

24.6243-1716.5 240742 →



## AUDI

A6 (4G2, 4GC, C7)  
A6 Avant (4G5, 4GD, C7)  
A7 Sportback (4GA, 4GF)  
A7 Sportback (4KA)



## Abbildungen Bremssättel

Illustrations brake calipers - Ilustraciones pinzas de freno - Illustrations étriers de frein - Illustrazioni pinze freno

24.6243-1717.5 240747 ←

 TRW

ø 43

24.6243-1718.5 240748 →



**AUDI**  
Q5 (8RB)

24.6243-1719.5 240774 ←

 TRW

ø 43

24.6243-1720.5 240775 →



**AUDI**  
A8 (4E2, 4E8)

24.6243-1721.5 240782 ←

 TRW

ø 43

24.6243-1722.5 240783 →



**AUDI**  
A4 (8K2, B8)  
A4 Avant (8K5, B8)  
A5 (8T3)  
A5 Cabriolet (8F7)  
A5 Sportback (8TA)  
Q5 (8RB)

# Abbildungen Bremssättel

Illustrations brake calipers - Ilustraciones pinzas de freno - Illustrations étriers de frein - Illustrazioni pinze freno

24.6243-1723.5 240798 ←

 TRW

ø 43

24.6243-1724.5 240799 →



## AUDI

A6 (4G2, 4GC, C7)  
A6 Allroad (4GH, 4GJ)  
A6 Avant (4G5, 4GD, C7)  
A7 Sportback (4GA, 4GF)  
A7 Sportback (4KA)

24.6244-1701.5 240717 ←

 TRW

ø 44

24.6244-1702.5 240718 →



## BMW

5 (F10)  
5 Touring (F11)  
6 Cabriolet (F12)  
6 Coupe (F13)  
6 Gran Coupe (F06)

24.6244-1703.5 240796 ←

 TRW

ø 44

24.6244-1704.5 240797 →



## BMW

5 (F10)  
5 Touring (F11)

# Abbildungen Bremssättel

Illustrations brake calipers - Ilustraciones pinzas de freno - Illustrations étriers de frein - Illustrazioni pinze freno

24.9235-0013.5 230001 ←

 ATE

ø 35

24.9235-0014.5 230002 →



## OPEL

ASTRA F (T92)  
ASTRA F Cabriolet (T92)  
ASTRA F Caravan (T92)  
ASTRA F CC (T92)  
CALIBRA A (C89)  
KADETT E CC (T85)  
VECTRA A (J89)  
VECTRA A CC (J89)

## SAAB

900 II  
900 II Cabriolet  
900 II Coupe

## VAUXHALL

ASTRA Mk II CC (T85)  
ASTRA Mk III (F) Cabriolet (T92)  
ASTRA Mk III (F) CC (T92)  
ASTRA Mk III (F) Stufenheck (T92)  
CALIBRA (C89)  
CAVALIER Mk III CC (J89)  
CAVALIER Mk III Stufenheck (J89)

24.9235-0051.5 230003 ←

 ATE

ø 35

24.9235-0052.5 230004 →



## CHEVROLET

VECTRA

## OPEL

VECTRA B (J96)  
VECTRA B Caravan (J96)  
VECTRA B CC (J96)

## VAUXHALL

VECTRA (B) CC (J96)  
VECTRA (B) Kombi (J96)  
VECTRA (B) Stufenheck (J96)

# Abbildungen Bremssättel

Illustrations brake calipers - Ilustraciones pinzas de freno - Illustrations étriers de frein - Illustrazioni pinze freno

24.9235-8005.5 230023 ←



ø 35

24.9235-8006.5 230024 →



## MERCEDES-BENZ

190 (W201)  
C-CLASS (W202)  
COUPE (C124)  
E-CLASS (W124)  
E-CLASS Coupe (C124)  
SALOON (W124)

24.9236-8001.5 230007 ←



ø 36

24.9236-8002.5 230008 →



## MERCEDES-BENZ

C-CLASS (W202)  
CLK (C208)  
CLK Cabriolet (A208)  
E-CLASS (W210)  
SL (R129)

24.9238-0087.5 230035 ←



ø 38

24.9238-0088.5 230036 →



## VOLVO

740 (744)  
740 Kombi (745)  
760 (704, 764)  
760 Kombi (704, 765)  
940 (944)  
940 II (944)  
940 II Kombi (945)  
940 Kombi (945)  
960 (964)  
960 Kombi (965)

# Abbildungen Bremssättel

Illustrations brake calipers - Ilustraciones pinzas de freno - Illustrations étriers de frein - Illustrazioni pinze freno

24.9238-0097.5 230037 ←



ATE

ø 38

24.9238-0098.5 230038 →



## VOLVO

850 (854)  
850 Kombi (855)  
C70 I Cabriolet (873)  
C70 I Coupe (872)  
S70 (874)  
V70 I (875, 876)

24.9238-8033.5 230015 ←



ATE

ø 38

24.9238-8034.5 230016 →



## MERCEDES-BENZ

C-CLASS (W202)  
E-CLASS (W124)  
SALOON (W124)  
SL (R129)

24.9238-8035.5 230025 ←



ATE

ø 38

24.9238-8036.5 230026 →



## MERCEDES-BENZ

190 (W201)  
CABRIOLET (A124)  
C-CLASS (W202)  
C-CLASS T-Model (S202)  
CLK (C208)  
COUPE (C124)  
E-CLASS (W124)  
E-CLASS (W210)  
E-CLASS Cabriolet (A124)  
E-CLASS Coupe (C124)  
E-CLASS T-Model (S124)  
KOMBI T-Model (S124)

# Abbildungen Bremssättel

Illustrations brake calipers - Ilustraciones pinzas de freno - Illustrations étriers de frein - Illustrazioni pinze freno

**24.9238-8035.5 230025**   **ATE** **ø 38**  
**24.9238-8036.5 230026** 



SALOON (W124)  
SL (R129)  
SLK (R170)

**24.9240-0039.5 230055**   **ATE** **ø 40**  
**24.9240-0040.5 230056** 



**OPEL**  
OMEGA B (V94)  
OMEGA B Caravan (V94)  
**VAUXHALL**  
OMEGA (B) Kombi (V94)  
OMEGA (B) Stufenheck (V94)

**24.9240-8013.5 230019**   **ATE** **ø 40**  
**24.9240-8014.5 230020** 



**MERCEDES-BENZ**  
E-CLASS T-Model (S210)  
S-CLASS (W140)



# Abbildungen Bremssättel

Illustrations brake calipers - Ilustraciones pinzas de freno - Illustrations étriers de frein - Illustrazioni pinze freno

24.9246-8001.5 230021 

 ATE

ø 46

24.9246-8002.5 230022 



## MERCEDES-BENZ

E-CLASS T-Model (S210)

S-CLASS (W140)

S-CLASS (W220)

S-CLASS Coupe (C140)

24.9257-0041.5 230049 

 ATE

ø 57

24.9257-0042.5 230050 



## VW

LT 40-55 I Kasten (291-512)

LT 40-55 I Pritsche/Fahrgestell (293-909)

24.9257-8027.5 230039 

 ATE

ø 57

24.9257-8028.5 230040 



## VW

LT 28-35 I Bus (281-363)

LT 28-35 I Kasten (281-363)

LT 28-35 I Pritsche/Fahrgestell (281-363)

# Abbildungen Bremssättel

Illustrations brake calipers - Ilustraciones pinzas de freno - Illustrations étriers de frein - Illustrazioni pinze freno

24.9442-8003.5 230053 ←



ø 42

24.9442-8004.5 230054 →

ø 38



## MERCEDES-BENZ

190 (W201)  
E-CLASS (W124)  
SALOON (W124)  
SL (R129)





- DE** Abbildungen Bremsschläuche
- EN** Illustrations brake hoses
- ES** Ilustraciones tubos flexible de freno
- FR** Illustrations flexibles de frein
- IT** Illustrazioni flessibile freno

2019



# Abbildungen Bremsschläuche

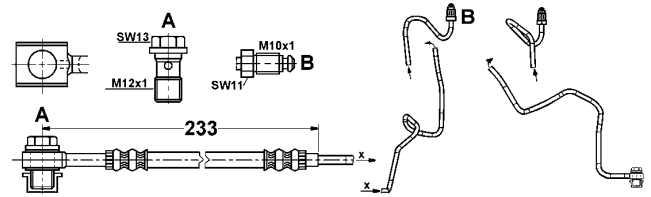
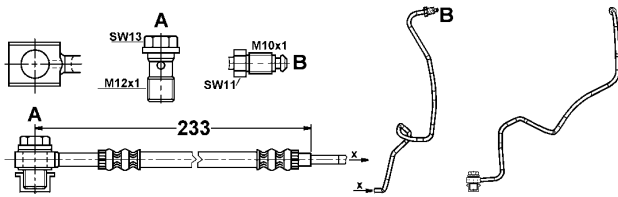
Illustrations brake hoses - Ilustraciones tubos flexible de freno - Illustrations flexibles de frein - Illustrazioni flessibile freno

24.1253-0010.3

331066

24.1253-0020.3

331067

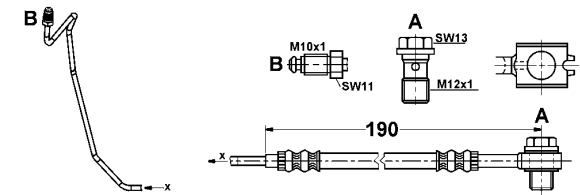
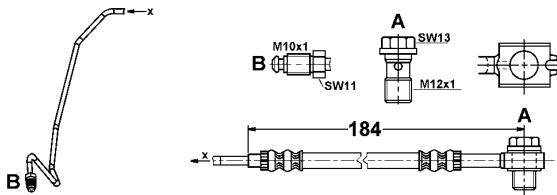


24.1253-0030.3

331126

24.1253-0040.3

331127

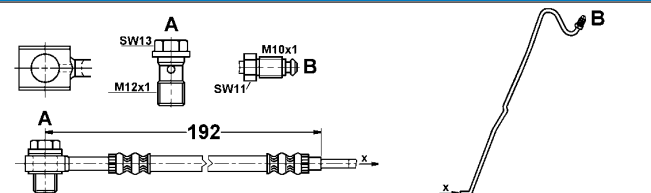
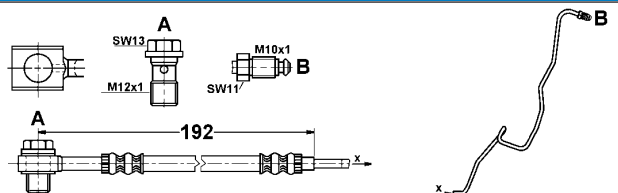


24.1253-0050.3

331148

24.1253-0060.3

331149

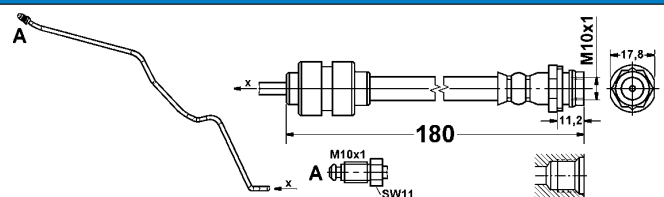
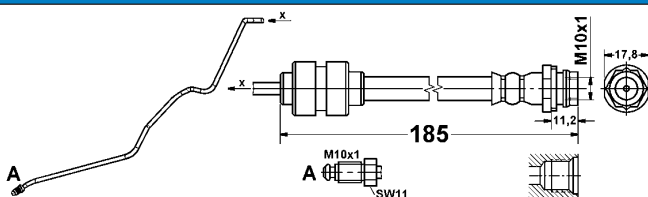


24.1294-0010.3

331253

24.1294-0011.3

331254

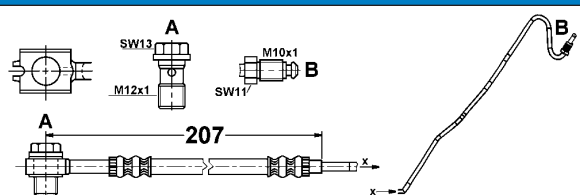
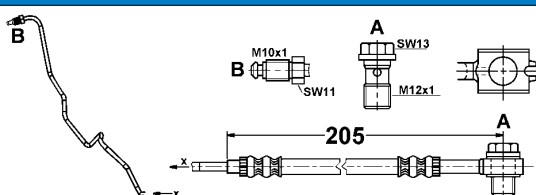


24.1294-0014.3

331448

24.1294-0015.3

331449

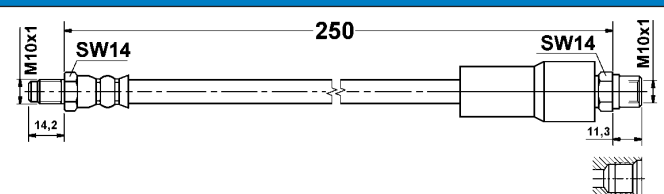
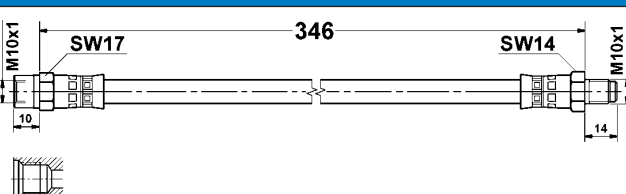


24.5101-0346.3

331406

24.5102-0250.3

331477

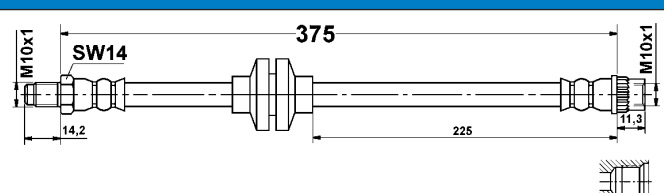
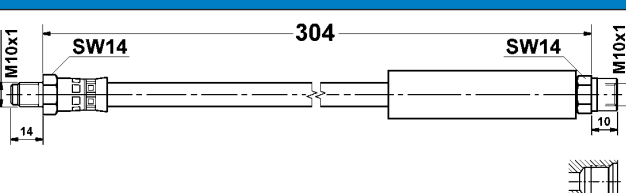


24.5102-0304.3

331407

24.5103-0375.3

331556



# Abbildungen Bremsschläuche

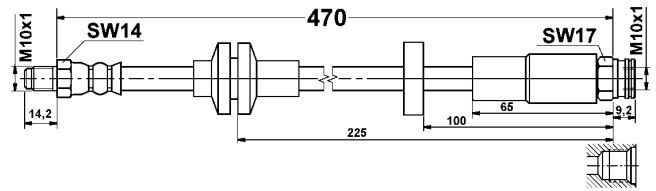
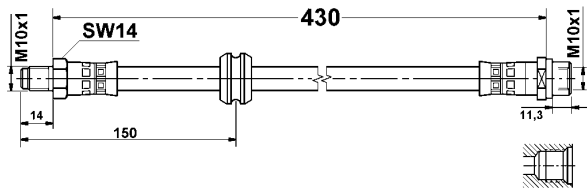
Illustrations brake hoses - Ilustraciones tubos flexible de freno - Illustrations flexibles de frein - Illustrazioni flessibili freno

24.5103-0430.3

331408

24.5104-0470.3

331566

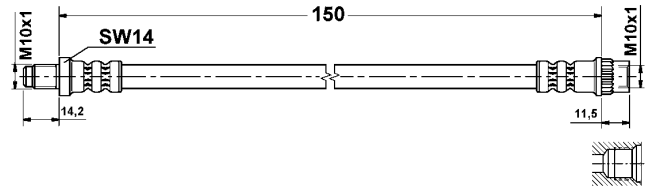
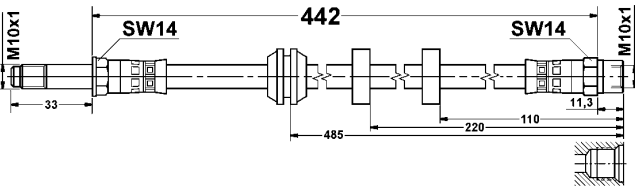


24.5105-0442.3

331432

24.5111-0150.3

330497

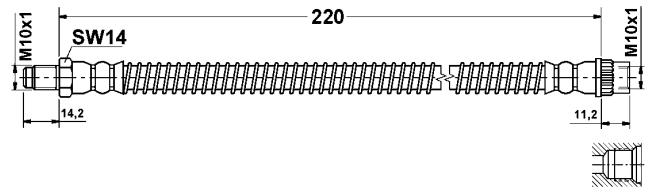
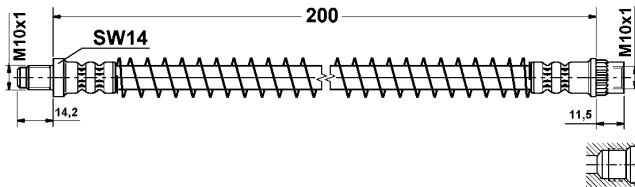


24.5111-0201.3

330498

24.5111-0221.3

330818

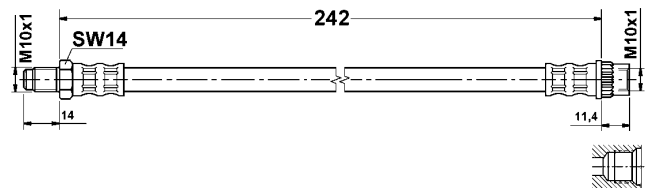
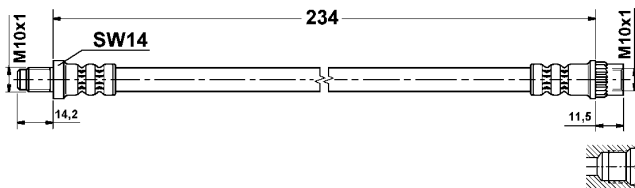


24.5111-0235.3

330477

24.5111-0241.3

330680

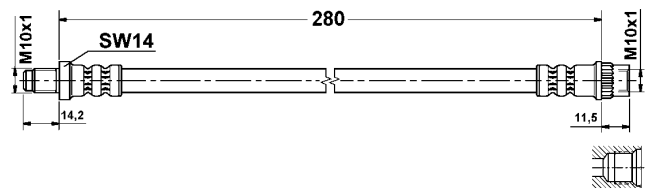
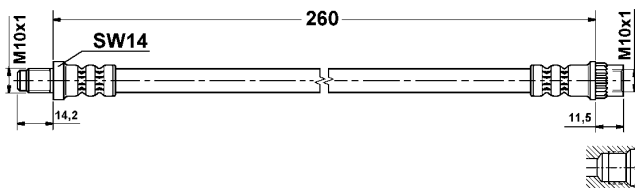


24.5111-0260.3

330408

24.5111-0280.3

330389

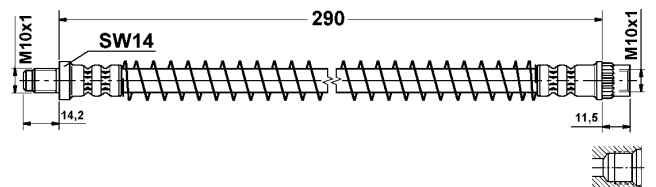
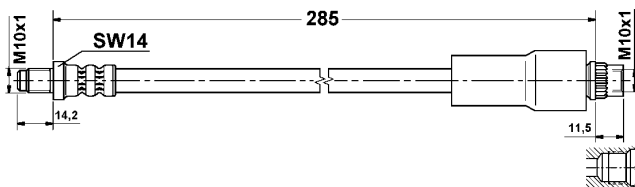


24.5111-0285.3

330608

24.5111-0290.3

330108

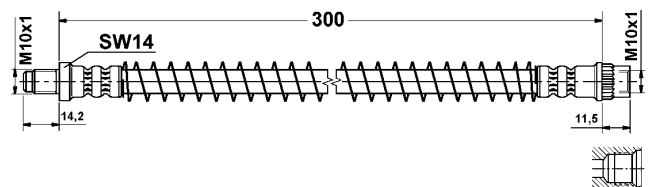
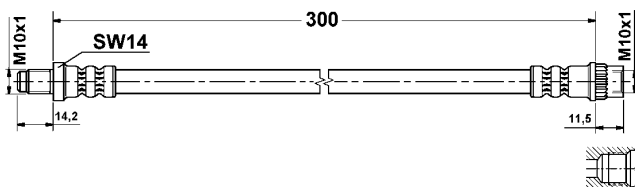


24.5111-0300.3

330407

24.5111-0301.3

330499



# Abbildungen Bremsschläuche

Illustrations brake hoses - Ilustraciones tubos flexible de freno - Illustrations flexibles de frein - Illustrazioni flessibili freno

<p><b>24.5111-0306.3</b> <b>330596</b></p>	<p><b>24.5111-0310.3</b> <b>331393</b></p>
<p><b>24.5111-0317.3</b> <b>330501</b></p>	<p><b>24.5111-0320.3</b> <b>330487</b></p>
<p><b>24.5111-0321.3</b> <b>330597</b></p>	<p><b>24.5111-0326.3</b> <b>330766</b></p>
<p><b>24.5111-0330.3</b> <b>330160</b></p>	<p><b>24.5111-0335.3</b> <b>330778</b></p>
<p><b>24.5111-0336.3</b> <b>330570</b></p>	<p><b>24.5111-0355.3</b> <b>330757</b></p>
<p><b>24.5111-0375.3</b> <b>331128</b></p>	<p><b>24.5111-0386.3</b> <b>330503</b></p>
<p><b>24.5111-0390.3</b> <b>330566</b></p>	<p><b>24.5111-0396.3</b> <b>330609</b></p>



# Abbildungen Bremsschläuche

Illustrations brake hoses - Ilustraciones tubos flexible de freno - Illustrations flexibles de frein - Illustrazioni flessibile freno

<p><b>24.5111-0411.3</b> <b>331394</b></p>	<p><b>24.5111-0415.3</b> <b>331506</b></p>
<p><b>24.5111-0420.3</b> <b>330682</b></p>	<p><b>24.5111-0424.3</b> <b>331014</b></p>
<p><b>24.5111-0425.3</b> <b>330278</b></p>	<p><b>24.5111-0426.3</b> <b>331347</b></p>
<p><b>24.5111-0429.3</b> <b>331015</b></p>	<p><b>24.5111-0435.3</b> <b>331538</b></p>
<p><b>24.5111-0438.3</b> <b>330568</b></p>	<p><b>24.5111-0441.3</b> <b>331507</b></p>
<p><b>24.5111-0445.3</b> <b>330504</b></p>	<p><b>24.5111-0446.3</b> <b>331055</b></p>
<p><b>24.5111-0450.3</b> <b>331557</b></p>	<p><b>24.5111-0455.3</b> <b>330914</b></p>

# Abbildungen Bremsschläuche

Illustrations brake hoses - Ilustraciones tubos flexible de freno - Illustrations flexibles de frein - Illustrazioni flessibile freno

<p><b>24.5111-0460.3</b> <b>330603</b></p>	<p><b>24.5111-0462.3</b> <b>330555</b></p>
<p><b>24.5111-0485.3</b> <b>331370</b></p>	<p><b>24.5111-0490.3</b> <b>330598</b></p>
<p><b>24.5111-0495.3</b> <b>330505</b></p>	<p><b>24.5111-0496.3</b> <b>331371</b></p>
<p><b>24.5111-0510.3</b> <b>330819</b></p>	<p><b>24.5111-0520.3</b> <b>330506</b></p>
<p><b>24.5111-0535.3</b> <b>330684</b></p>	<p><b>24.5111-0550.3</b> <b>330665</b></p>
<p><b>24.5111-0595.3</b> <b>331495</b></p>	<p><b>24.5112-0142.3</b> <b>331016</b></p>
<p><b>24.5112-0155.3</b> <b>330507</b></p>	<p><b>24.5112-0160.3</b> <b>330612</b></p>

# Abbildungen Bremsschläuche

Illustrations brake hoses - Ilustraciones tubos flexible de freno - Illustrations flexibles de frein - Illustrazioni flessibile freno

<p><b>24.5112-0185.3</b>      <b>330654</b></p>	<p><b>24.5112-0187.3</b>      <b>331150</b></p>
<p><b>24.5112-0220.3</b>      <b>330613</b></p>	<p><b>24.5112-0285.3</b>      <b>330604</b></p>
<p><b>24.5112-0295.3</b>      <b>330907</b></p>	<p><b>24.5112-0300.3</b>      <b>330696</b></p>
<p><b>24.5112-0315.3</b>      <b>330509</b></p>	<p><b>24.5112-0325.3</b>      <b>330415</b></p>
<p><b>24.5112-0339.3</b>      <b>330771</b></p>	<p><b>24.5112-0340.3</b>      <b>330511</b></p>
<p><b>24.5112-0341.3</b>      <b>330655</b></p>	<p><b>24.5112-0355.3</b>      <b>330758</b></p>
<p><b>24.5112-0356.3</b>      <b>331129</b></p>	<p><b>24.5112-0360.3</b>      <b>330513</b></p>

# Abbildungen Bremsschläuche

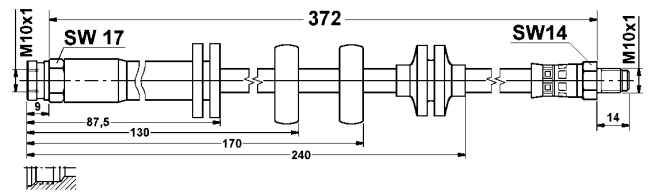
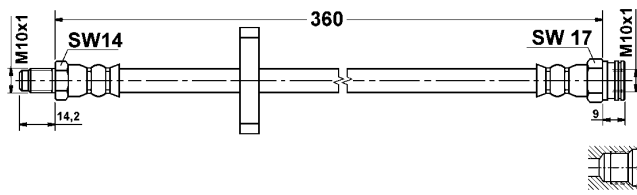
Illustrations brake hoses - Ilustraciones tubos flexible de freno - Illustrations flexibles de frein - Illustrazioni flessibile freno

24.5112-0361.3

330649

24.5112-0370.3

330515

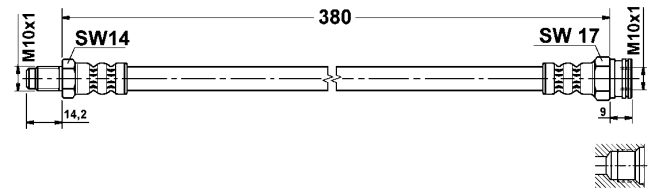
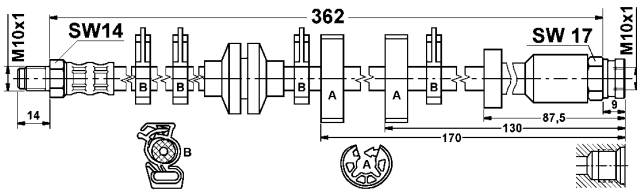


24.5112-0376.3

330514

24.5112-0381.3

330711

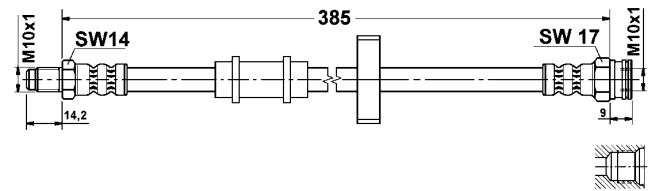
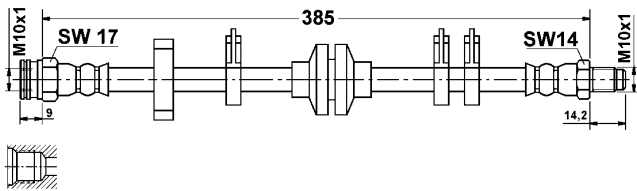


24.5112-0384.3

330651

24.5112-0386.3

330516

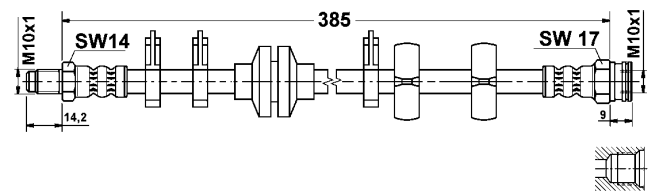
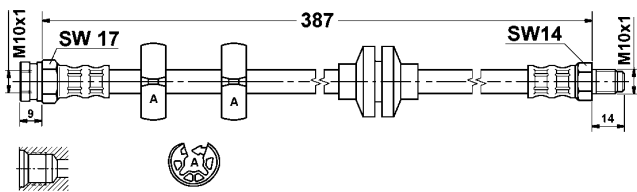


24.5112-0387.3

330519

24.5112-0388.3

330518

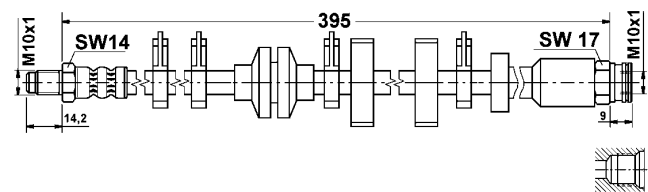
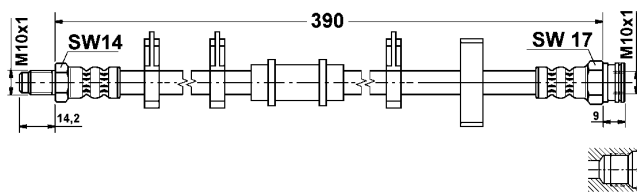


24.5112-0390.3

330517

24.5112-0395.3

330521

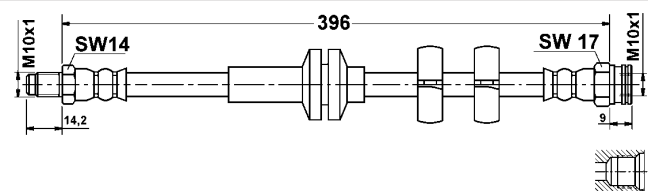
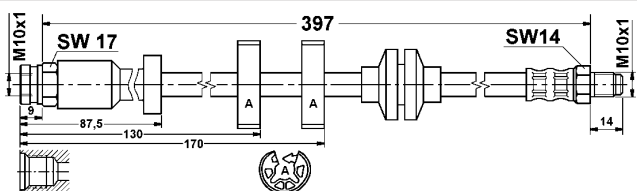


24.5112-0396.3

330520

24.5112-0397.3

330666

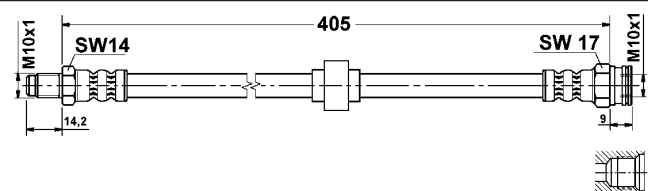
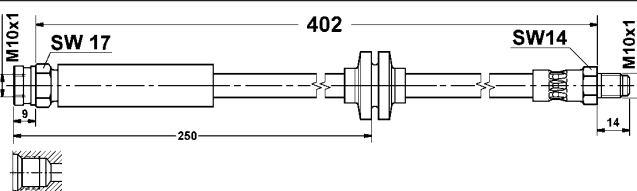


24.5112-0402.3

331297

24.5112-0405.3

330428



# Abbildungen Bremsschläuche

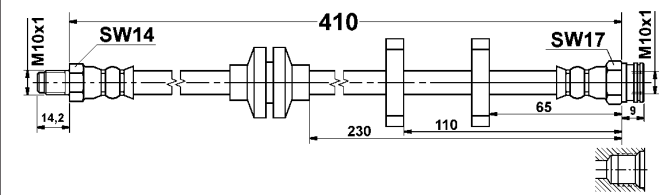
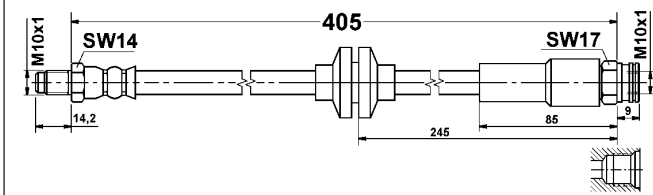
Illustrations brake hoses - Ilustraciones tubos flexible de freno - Illustrations flexibles de frein - Illustrazioni flessibile freno

24.5112-0406.3

331496

24.5112-0407.3

331459

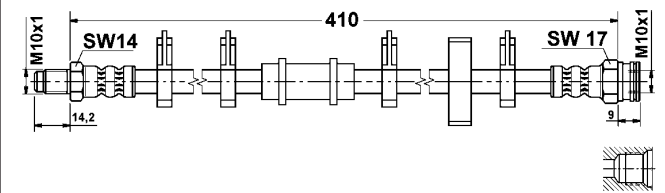
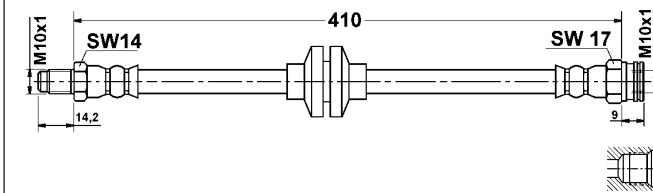


24.5112-0408.3

330667

24.5112-0410.3

330494

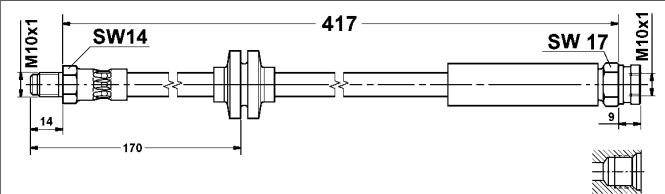
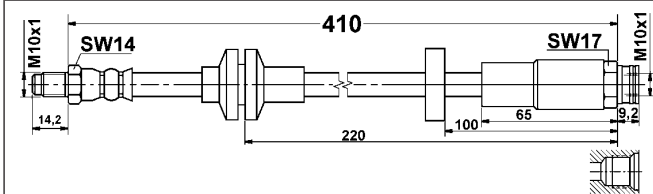


24.5112-0414.3

331453

24.5112-0417.3

331298

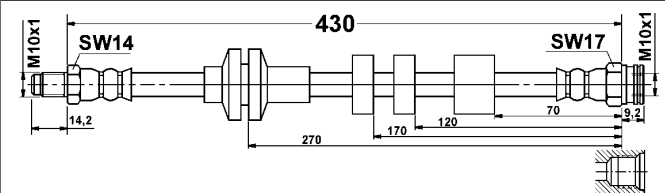
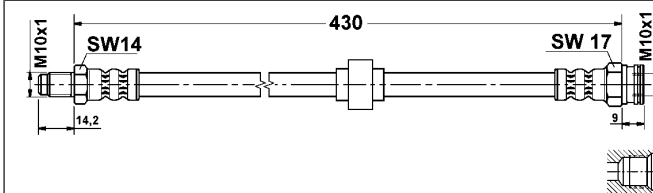


24.5112-0430.3

330615

24.5112-0431.3

331502

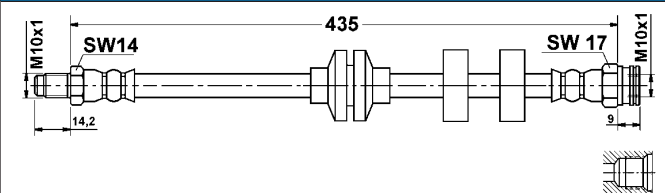
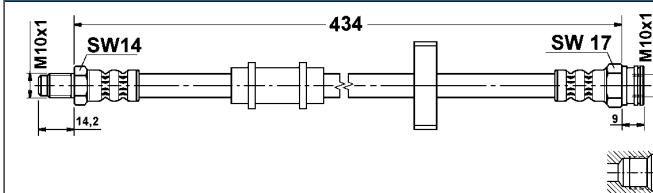


24.5112-0433.3

330522

24.5112-0437.3

330886

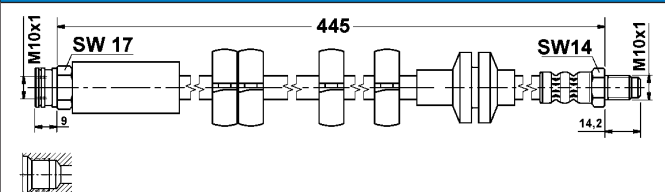
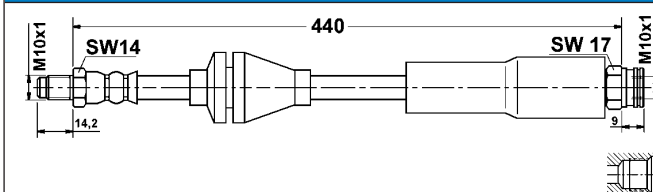


24.5112-0440.3

330887

24.5112-0445.3

330564

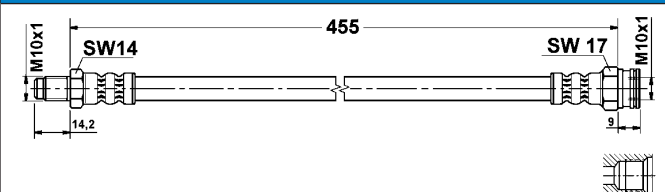
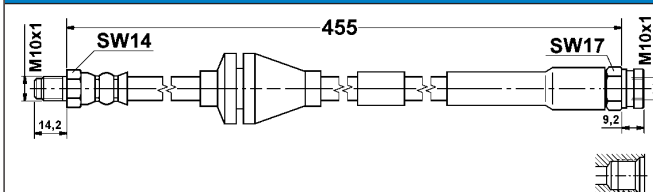


24.5112-0454.3

331360

24.5112-0455.3

330527



# Abbildungen Bremsschläuche

Illustrations brake hoses - Ilustraciones tubos flexible de freno - Illustrations flexibles de frein - Illustrazioni flessibile freno

<p><b>24.5112-0456.3</b>      <b>330875</b></p>	<p><b>24.5112-0460.3</b>      <b>330599</b></p>
<p><b>24.5112-0461.3</b>      <b>330616</b></p>	<p><b>24.5112-0465.3</b>      <b>330526</b></p>
<p><b>24.5112-0466.3</b>      <b>330579</b></p>	<p><b>24.5112-0470.3</b>      <b>331460</b></p>
<p><b>24.5112-0475.3</b>      <b>330698</b></p>	<p><b>24.5112-0477.3</b>      <b>331299</b></p>
<p><b>24.5112-0490.3</b>      <b>330876</b></p>	<p><b>24.5112-0492.3</b>      <b>331217</b></p>
<p><b>24.5113-0170.3</b>      <b>331361</b></p>	<p><b>24.5113-0209.3</b>      <b>331300</b></p>
<p><b>24.5113-0220.3</b>      <b>331318</b></p>	<p><b>24.5113-0275.3</b>      <b>330653</b></p>



# Abbildungen Bremsschläuche

Illustrations brake hoses - Ilustraciones tubos flexible de freno - Illustrations flexibles de frein - Illustrazioni flessibile freno

<p><b>24.5113-0283.3</b> <b>331395</b></p>	<p><b>24.5113-0380.3</b> <b>331344</b></p>
<p><b>24.5113-0423.3</b> <b>331396</b></p>	<p><b>24.5113-0440.3</b> <b>331239</b></p>
<p><b>24.5113-0483.3</b> <b>331397</b></p>	<p><b>24.5113-0515.3</b> <b>330668</b></p>
<p><b>24.5113-0540.3</b> <b>331301</b></p>	<p><b>24.5117-0195.3</b> <b>330565</b></p>
<p><b>24.5117-0205.3</b> <b>330669</b></p>	<p><b>24.5118-0420.3</b> <b>330444</b></p>
<p><b>24.5118-0471.3</b> <b>330528</b></p>	<p><b>24.5118-0520.3</b> <b>330600</b></p>
<p><b>24.5118-0688.3</b> <b>331419</b></p>	<p><b>24.5119-0447.3</b> <b>330990</b></p>

# Abbildungen Bremsschläuche

Illustrations brake hoses - Ilustraciones tubos flexible de freno - Illustrations flexibles de frein - Illustrazioni flessibili freno

<p><b>24.5119-0477.3</b> <b>330991</b></p>	<p><b>24.5123-0240.3</b> <b>330759</b></p>
<p><b>24.5123-0281.3</b> <b>330877</b></p>	<p><b>24.5123-0295.3</b> <b>330820</b></p>
<p><b>24.5123-0328.3</b> <b>330910</b></p>	<p><b>24.5123-0350.3</b> <b>330963</b></p>
<p><b>24.5123-0380.3</b> <b>331256</b></p>	<p><b>24.5123-0545.3</b> <b>331240</b></p>
<p><b>24.5123-0610.3</b> <b>331241</b></p>	<p><b>24.5124-0252.3</b> <b>331218</b></p>
<p><b>24.5124-0410.3</b> <b>330760</b></p>	<p><b>24.5124-0411.3</b> <b>330774</b></p>
<p><b>24.5124-0420.3</b> <b>331276</b></p>	<p><b>24.5125-0230.3</b> <b>331277</b></p>

# Abbildungen Bremsschläuche

Illustrations brake hoses - Ilustraciones tubos flexible de freno - Illustrations flexibles de frein - Illustrazioni flessibili freno

<p><b>24.5125-0323.3</b>      <b>330911</b></p>	<p><b>24.5125-0555.3</b>      <b>331348</b></p>
<p><b>24.5126-0474.3</b>      <b>331017</b></p>	<p><b>24.5127-0305.3</b>      <b>330578</b></p>
<p><b>24.5129-0395.3</b>      <b>330582</b></p>	<p><b>24.5129-0396.3</b>      <b>330583</b></p>
<p><b>24.5130-0526.3</b>      <b>330584</b></p>	<p><b>24.5130-0527.3</b>      <b>330585</b></p>
<p><b>24.5131-0415.3</b>      <b>331238</b></p>	<p><b>24.5131-0495.3</b>      <b>330677</b></p>
<p><b>24.5133-0310.3</b>      <b>331197</b></p>	<p><b>24.5133-0311.3</b>      <b>331198</b></p>
<p><b>24.5134-0320.3</b>      <b>331567</b></p>	<p><b>24.5134-0457.3</b>      <b>330752</b></p>

# Abbildungen Bremsschläuche

Illustrations brake hoses - Ilustraciones tubos flexible de freno - Illustrations flexibles de frein - Illustrazioni flessibili freno

<p><b>24.5134-0468.3</b> <b>330704</b></p>	<p><b>24.5134-0469.3</b> <b>331479</b></p>
<p><b>24.5134-0518.3</b> <b>330705</b></p>	<p><b>24.5134-0562.3</b> <b>330706</b></p>
<p><b>24.5134-0689.3</b> <b>331558</b></p>	<p><b>24.5135-0280.3</b> <b>330775</b></p>
<p><b>24.5137-0221.3</b> <b>331302</b></p>	<p><b>24.5137-0365.3</b> <b>331130</b></p>
<p><b>24.5137-0385.3</b> <b>331089</b></p>	<p><b>24.5137-0455.3</b> <b>331131</b></p>
<p><b>24.5137-0470.3</b> <b>331090</b></p>	<p><b>24.5137-0490.3</b> <b>330964</b></p>
<p><b>24.5137-0495.3</b> <b>331132</b></p>	<p><b>24.5138-0263.3</b> <b>330885</b></p>

# Abbildungen Bremsschläuche

Illustrations brake hoses - Ilustraciones tubos flexible de freno - Illustrations flexibles de frein - Illustrazioni flessibili freno

<p><b>24.5140-0194.3</b> <b>331383</b></p>	<p><b>24.5140-0222.3</b> <b>331410</b></p>
<p><b>24.5140-0240.3</b> <b>330947</b></p>	<p><b>24.5140-0241.3</b> <b>330948</b></p>
<p><b>24.5140-0256.3</b> <b>331445</b></p>	<p><b>24.5140-0396.3</b> <b>331372</b></p>
<p><b>24.5140-0406.3</b> <b>331480</b></p>	<p><b>24.5140-0420.3</b> <b>331503</b></p>
<p><b>24.5140-0493.3</b> <b>331559</b></p>	<p><b>24.5140-0495.3</b> <b>331446</b></p>
<p><b>24.5140-0498.3</b> <b>330912</b></p>	<p><b>24.5140-0514.3</b> <b>331290</b></p>
<p><b>24.5140-0540.3</b> <b>331563</b></p>	<p><b>24.5140-0650.3</b> <b>331500</b></p>

# Abbildungen Bremsschläuche

Illustrations brake hoses - Ilustraciones tubos flexible de freno - Illustrations flexibles de frein - Illustrazioni flessibili freno

<p><b>24.5140-0670.3</b> <b>331501</b></p>	<p><b>24.5141-0320.3</b> <b>330949</b></p>
<p><b>24.5141-0473.3</b> <b>331303</b></p>	<p><b>24.5142-0290.3</b> <b>330950</b></p>
<p><b>24.5143-0257.3</b> <b>331167</b></p>	<p><b>24.5143-0439.3</b> <b>331411</b></p>
<p><b>24.5143-0515.3</b> <b>331564</b></p>	<p><b>24.5143-0534.3</b> <b>331490</b></p>
<p><b>24.5143-0535.3</b> <b>331491</b></p>	<p><b>24.5143-0544.3</b> <b>331420</b></p>
<p><b>24.5143-0553.3</b> <b>331568</b></p>	<p><b>24.5143-0564.3</b> <b>331433</b></p>
<p><b>24.5143-0569.3</b> <b>331398</b></p>	<p><b>24.5143-0578.3</b> <b>331168</b></p>



# Abbildungen Bremsschläuche

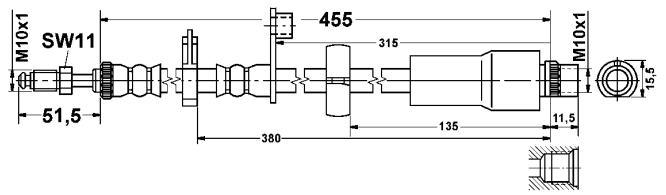
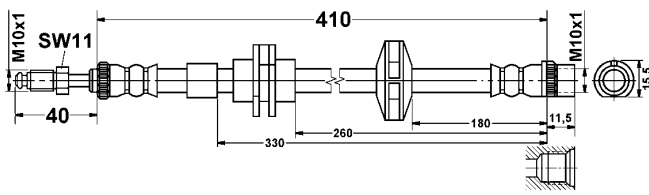
Illustrations brake hoses - Ilustraciones tubos flexible de freno - Illustrations flexibles de frein - Illustrazioni flessibili freno

24.5144-0410.3

331242

24.5144-0455.3

331201

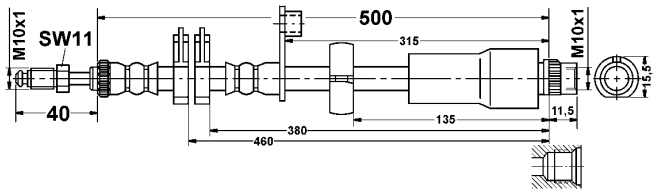
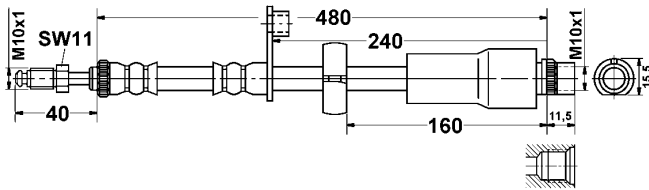


24.5144-0480.3

330961

24.5144-0500.3

331169

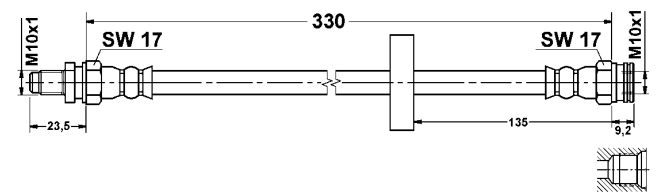
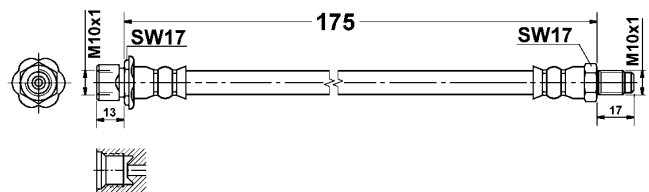


24.5145-0176.3

330965

24.5146-0330.3

330973

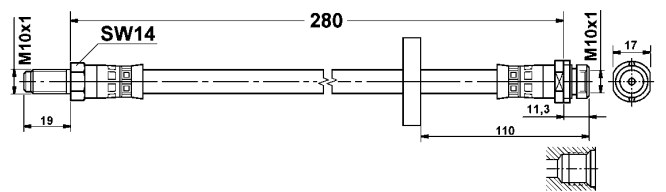
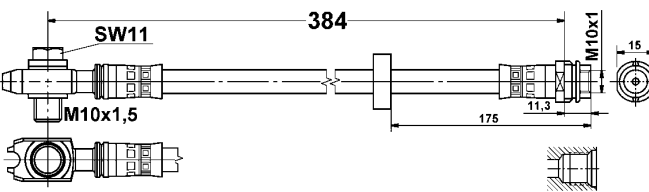


24.5147-0385.3

331427

24.5148-0280.3

331428

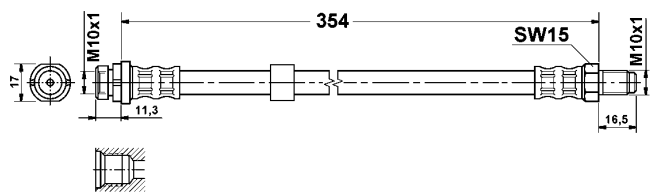
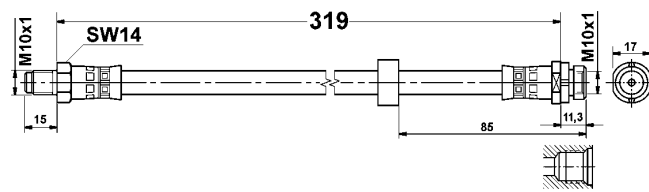


24.5148-0319.3

331421

24.5148-0354.3

330992

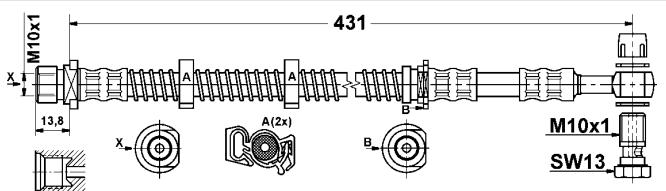
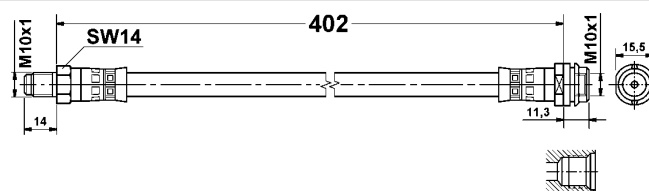


24.5148-0406.3

331478

24.5149-0431.3

330993

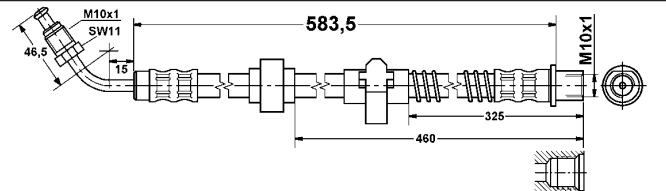
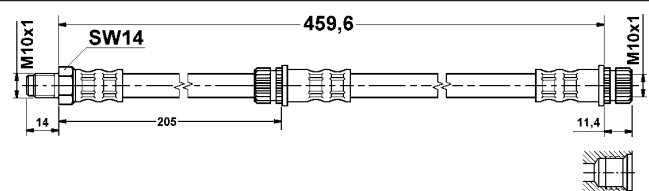


24.5150-0459.3

331018

24.5151-0583.3

331019

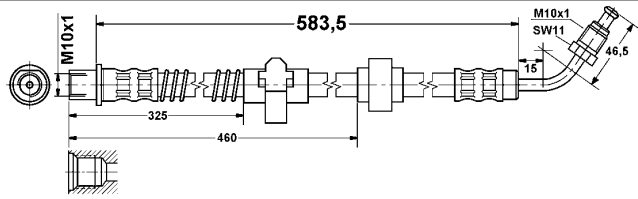


# Abbildungen Bremsschläuche

Illustrations brake hoses - Ilustraciones tubos flexible de freno - Illustrations flexibles de frein - Illustrazioni flessibili freno

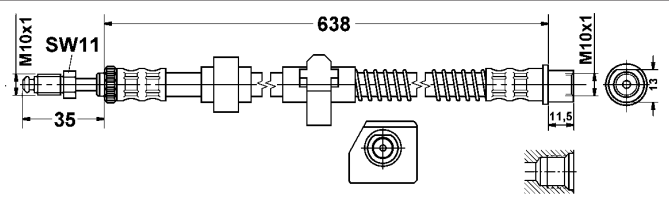
24.5151-0584.3

331020



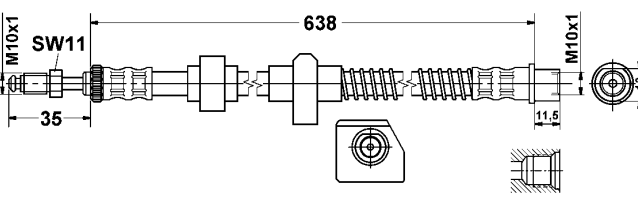
24.5151-0638.3

331141



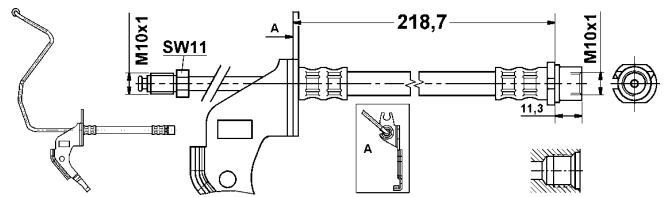
24.5151-0639.3

331142



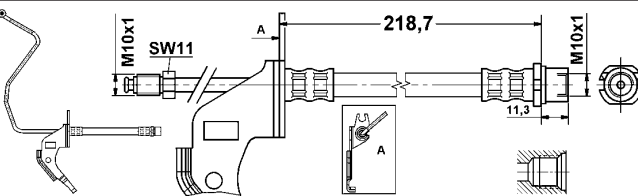
24.5152-0218.3

331042



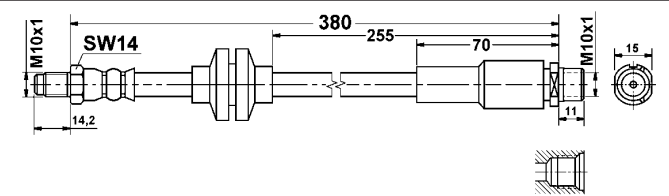
24.5152-0219.3

331043



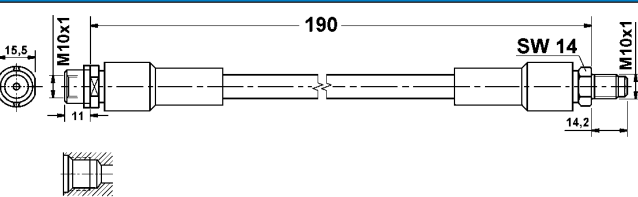
24.5153-0380.3

331044



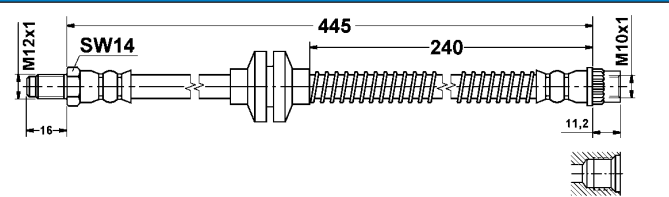
24.5154-0190.3

331056



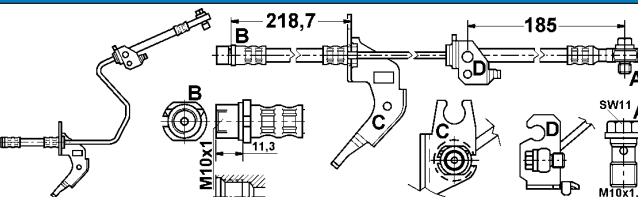
24.5155-0445.3

331057



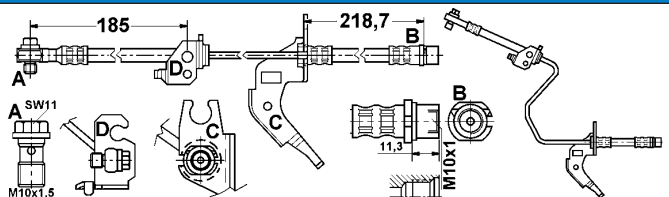
24.5157-0218.3

331095



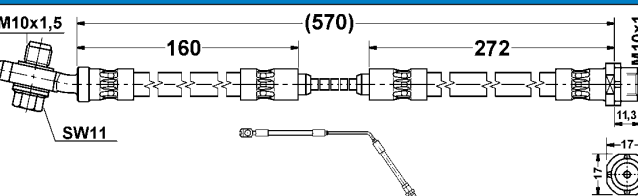
24.5157-0219.3

331096



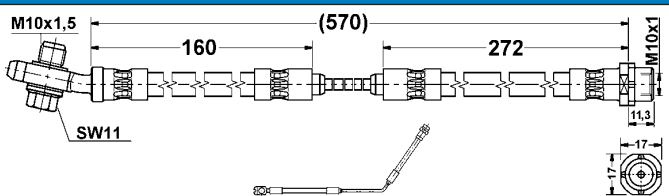
24.5157-0272.3

331304



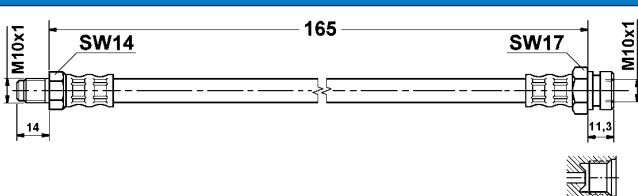
24.5157-0273.3

331305



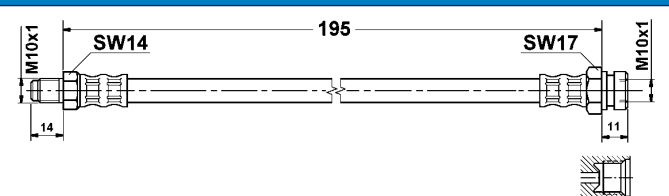
24.5158-0164.3

331152



24.5159-0195.3

331153



# Abbildungen Bremsschläuche

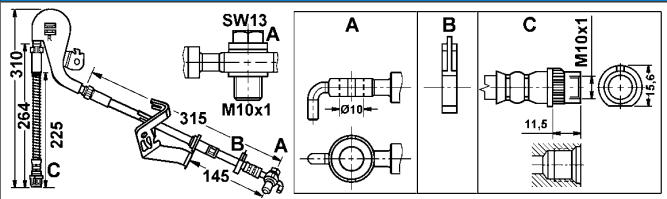
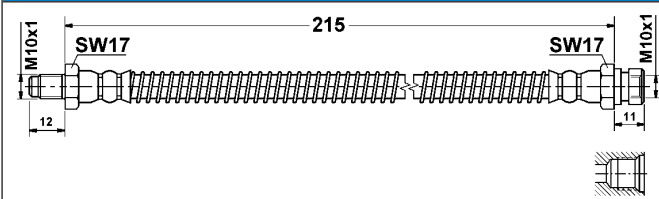
Illustrations brake hoses - Ilustraciones tubos flexible de freno - Illustrations flexibles de frein - Illustrazioni flessibile freno

24.5160-0215.3

331154

24.5161-0313.3

331219

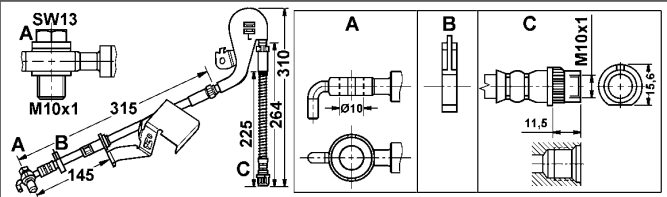
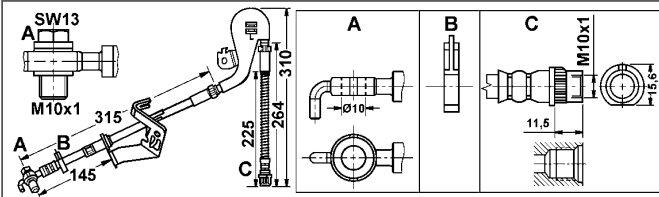


24.5161-0314.3

331220

24.5161-0315.3

331186

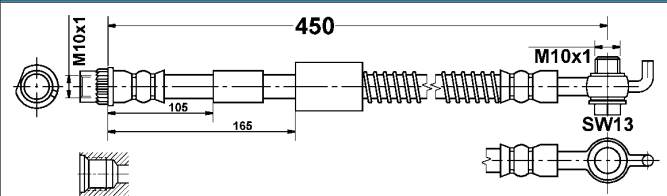
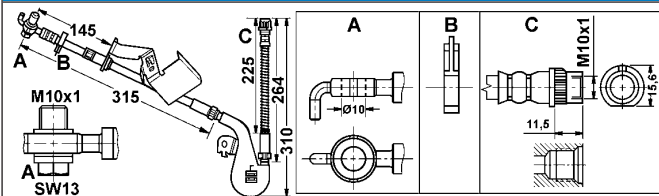


24.5161-0316.3

331187

24.5161-0450.3

331570

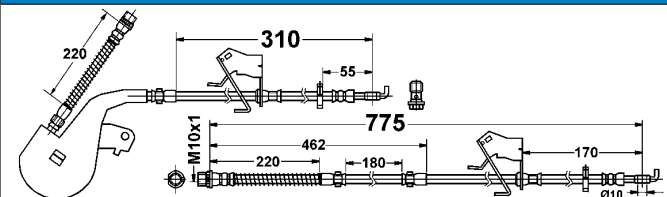
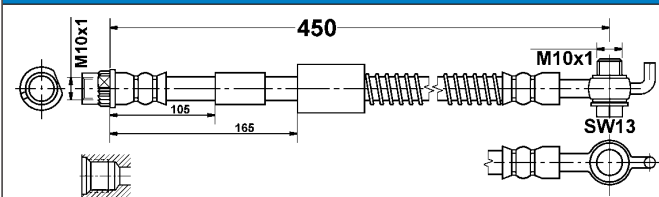


24.5161-0451.3

331571

24.5161-0775.3

331412

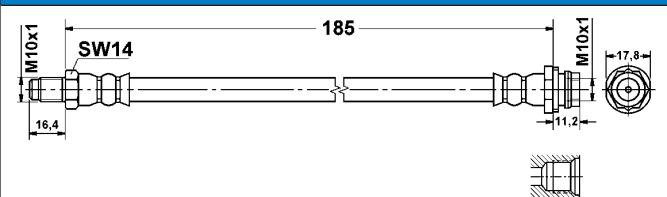
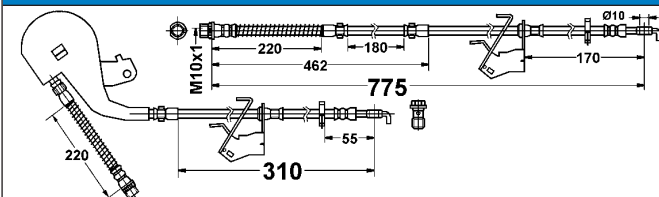


24.5161-0776.3

331413

24.5162-0185.3

331202

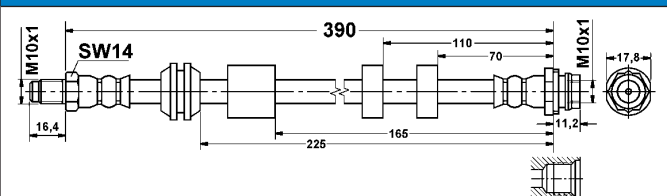
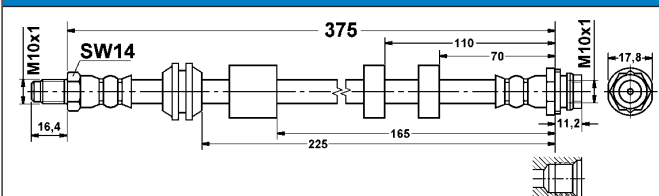


24.5162-0375.3

331203

24.5162-0390.3

331199

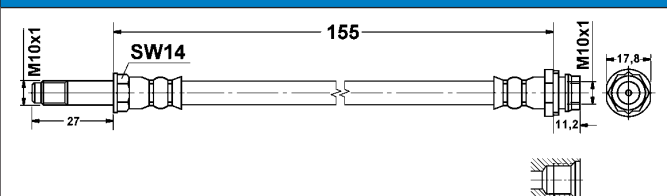
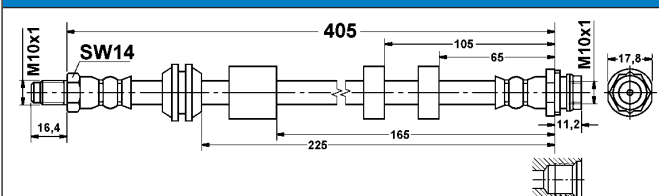


24.5162-0405.3

331194

24.5163-0155.3

331204



# Abbildungen Bremsschläuche

Illustrations brake hoses - Ilustraciones tubos flexible de freno - Illustrations flexibles de frein - Illustrazioni flessibili freno

<p><b>24.5164-0315.3</b> <b>331209</b></p>	<p><b>24.5164-0316.3</b> <b>331210</b></p>
<p><b>24.5164-0317.3</b> <b>331211</b></p>	<p><b>24.5165-0415.3</b> <b>331320</b></p>
<p><b>24.5165-0450.3</b> <b>331259</b></p>	<p><b>24.5166-0325.3</b> <b>331293</b></p>
<p><b>24.5166-0454.3</b> <b>331306</b></p>	<p><b>24.5167-0420.3</b> <b>331278</b></p>
<p><b>24.5169-0276.3</b> <b>331560</b></p>	<p><b>24.5169-0355.3</b> <b>331307</b></p>
<p><b>24.5169-0458.3</b> <b>331429</b></p>	<p><b>24.5169-0475.3</b> <b>331497</b></p>
<p><b>24.5169-0480.3</b> <b>331508</b></p>	<p><b>24.5169-0555.3</b> <b>331509</b></p>

# Abbildungen Bremsschläuche

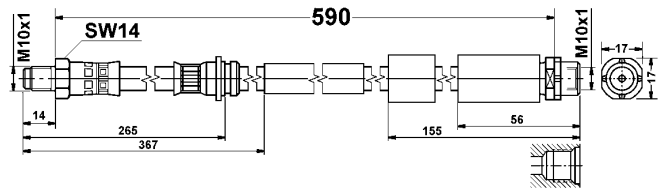
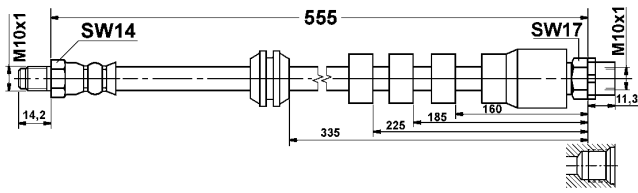
Illustrations brake hoses - Ilustraciones tubos flexible de freno - Illustrations flexibles de frein - Illustrazioni flessibili freno

24.5169-0556.3

331510

24.5169-0590.3

331422

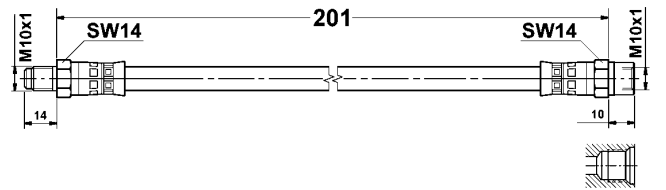
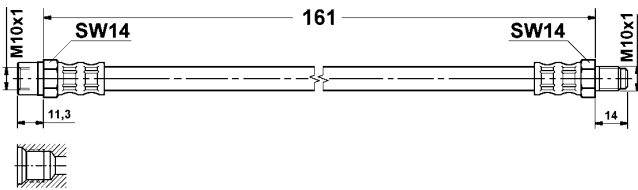


24.5170-0161.3

331308

24.5170-0201.3

331450

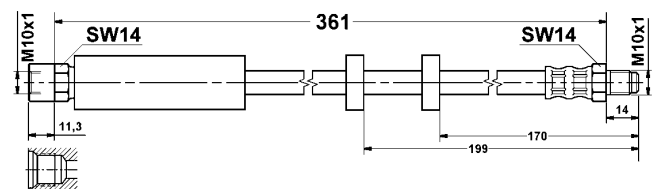
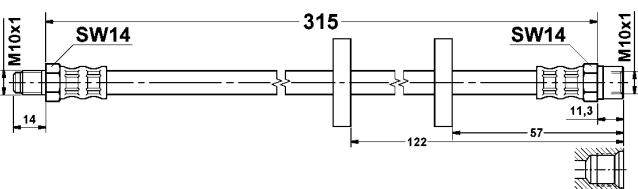


24.5170-0315.3

331309

24.5170-0361.3

331310

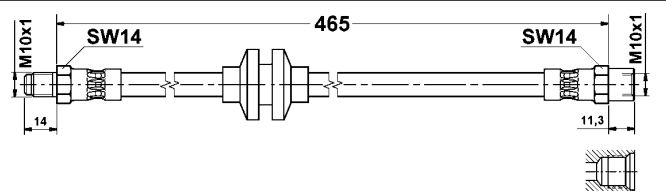


24.5170-0426.3

331452

24.5170-0465.3

331331

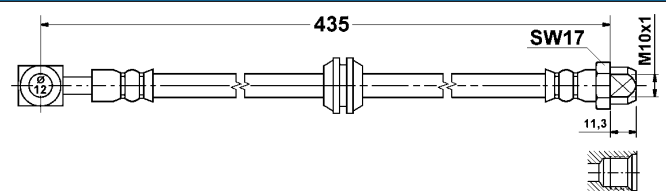
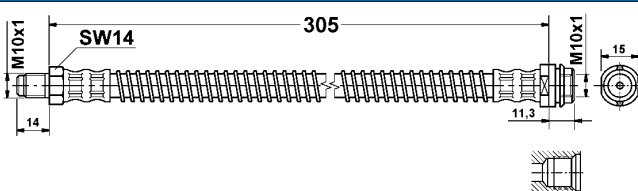


24.5172-0305.3

331312

24.5173-0435.3

331363

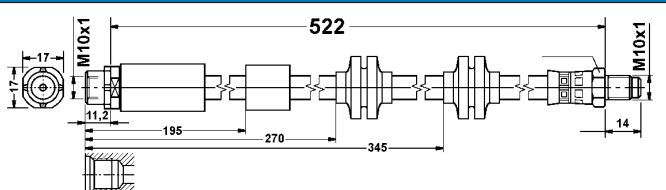
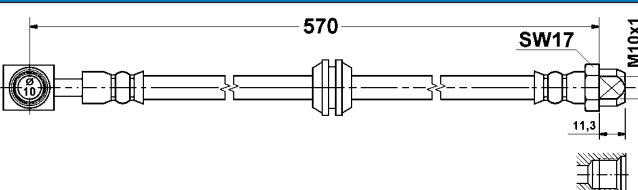


24.5173-0570.3

331364

24.5174-0526.3

331365

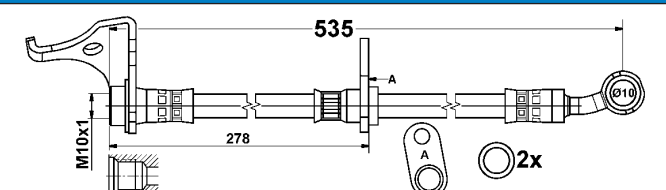
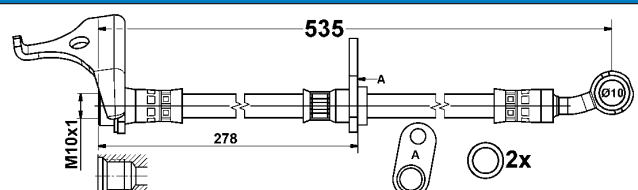


24.5175-0527.3

331390

24.5175-0528.3

331391



# Abbildungen Bremsschläuche

Illustrations brake hoses - Ilustraciones tubos flexible de freno - Illustrations flexibles de frein - Illustrazioni flessibile freno

<p><b>24.5176-0384.3</b>      <b>331373</b></p>	<p><b>24.5176-0400.3</b>      <b>331492</b></p>
<p><b>24.5176-0464.3</b>      <b>331511</b></p>	<p><b>24.5176-0494.3</b>      <b>331447</b></p>
<p><b>24.5201-0100.3</b>      <b>331512</b></p>	<p><b>24.5201-0135.3</b>      <b>331399</b></p>
<p><b>24.5201-0164.3</b>      <b>331414</b></p>	<p><b>24.5201-0180.3</b>      <b>331498</b></p>
<p><b>24.5201-0190.3</b>      <b>331574</b></p>	<p><b>24.5201-0204.3</b>      <b>331400</b></p>
<p><b>24.5201-0280.3</b>      <b>331569</b></p>	<p><b>24.5201-0474.3</b>      <b>331434</b></p>
<p><b>24.5202-0204.3</b>      <b>331402</b></p>	<p><b>24.5203-0135.3</b>      <b>331403</b></p>



# Abbildungen Bremsschläuche

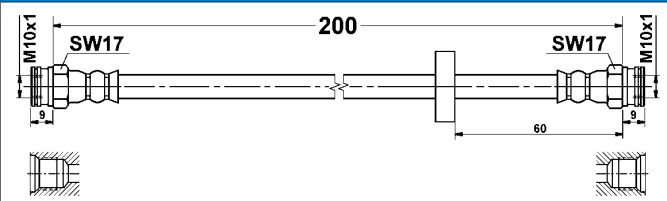
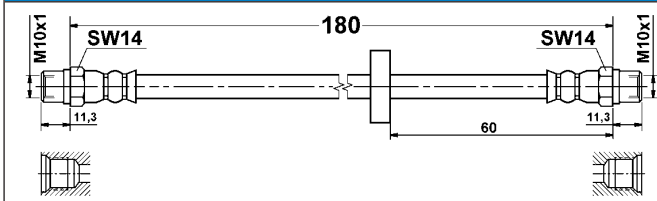
Illustrations brake hoses - Ilustraciones tubos flexible de freno - Illustrations flexibles de frein - Illustrazioni flessibile freno

24.5204-0180.3

331461

24.5204-0200.3

331499

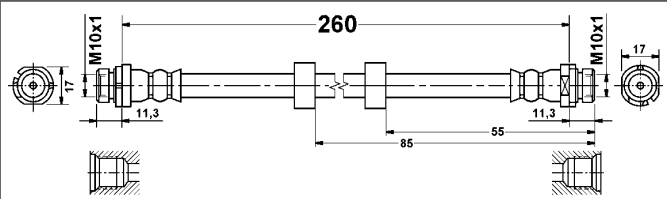
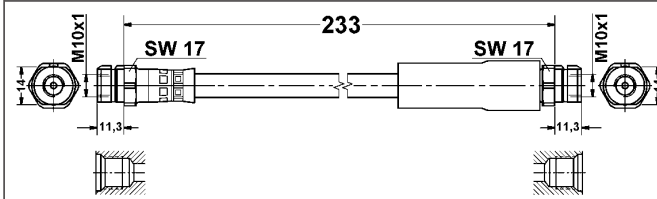


24.5204-0233.3

331430

24.5204-0260.3

331423

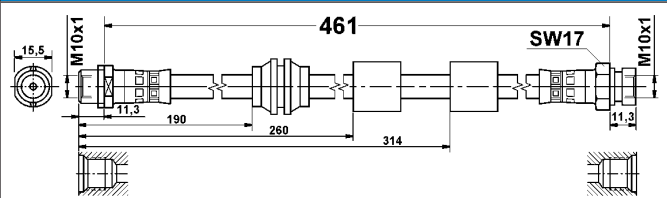
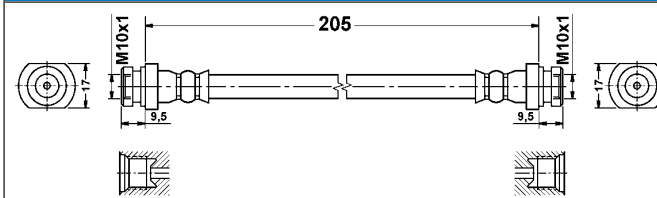


24.5205-0205.3

330780

24.5205-0461.3

331431

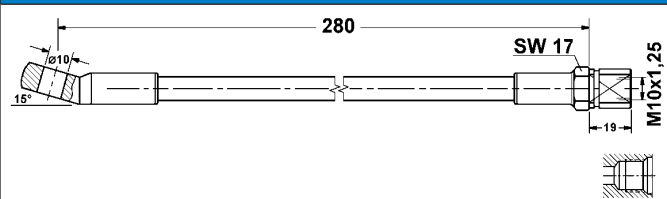
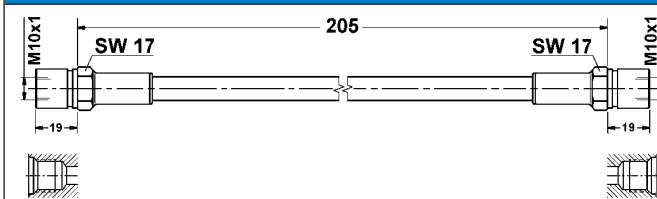


24.5207-0205.3

330042

24.5209-0280.3

330044

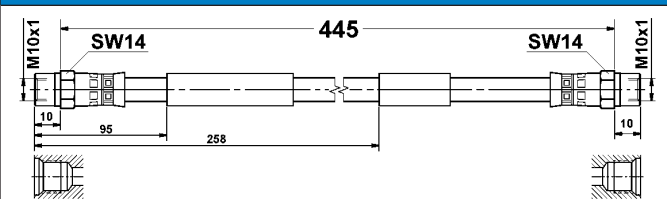
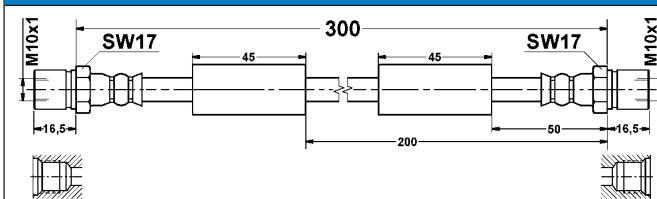


24.5224-0299.3

331262

24.5224-0440.3

331378

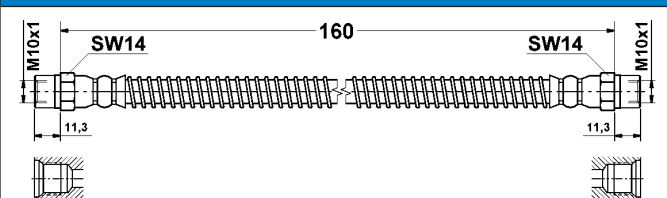
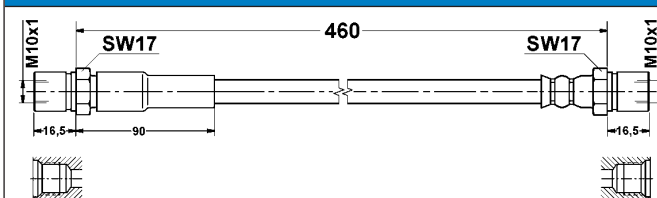


24.5224-0460.3

331264

24.5225-0160.3

331366

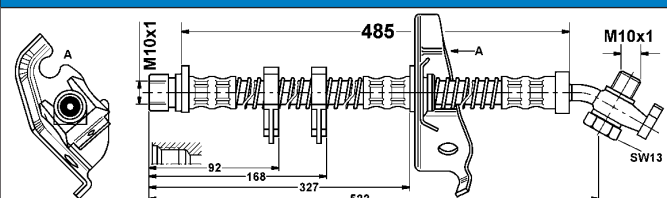
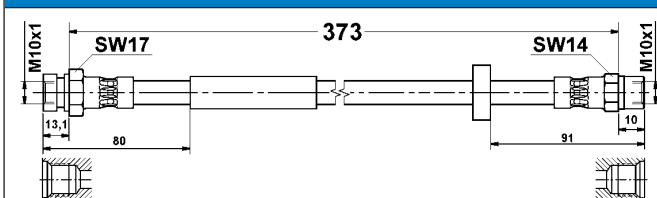


24.5225-0370.3

331379

24.5226-0485.3

331048



# Abbildungen Bremsschläuche

Illustrations brake hoses - Ilustraciones tubos flexible de freno - Illustrations flexibles de frein - Illustrazioni flessibile freno

<p><b>24.5226-0489.3</b> <b>331049</b></p>	<p><b>24.5228-0165.3</b> <b>330879</b></p>
<p><b>24.5228-0180.3</b> <b>330761</b></p>	<p><b>24.5228-0181.3</b> <b>331279</b></p>
<p><b>24.5228-0185.3</b> <b>330107</b></p>	<p><b>24.5228-0195.3</b> <b>330469</b></p>
<p><b>24.5228-0196.3</b> <b>330656</b></p>	<p><b>24.5228-0200.3</b> <b>330470</b></p>
<p><b>24.5228-0216.3</b> <b>330908</b></p>	<p><b>24.5228-0223.3</b> <b>330530</b></p>
<p><b>24.5228-0235.3</b> <b>330395</b></p>	<p><b>24.5228-0245.3</b> <b>330531</b></p>
<p><b>24.5228-0255.3</b> <b>330409</b></p>	<p><b>24.5228-0275.3</b> <b>330035</b></p>

# Abbildungen Bremsschläuche

Illustrations brake hoses - Ilustraciones tubos flexible de freno - Illustrations flexibles de frein - Illustrazioni flessibile freno

<p><b>24.5228-0280.3</b> <b>330532</b></p>	<p><b>24.5228-0350.3</b> <b>330396</b></p>
<p><b>24.5228-0375.3</b> <b>330699</b></p>	<p><b>24.5229-0181.3</b> <b>330533</b></p>
<p><b>24.5229-0185.3</b> <b>330397</b></p>	<p><b>24.5229-0193.3</b> <b>330571</b></p>
<p><b>24.5229-0199.3</b> <b>330534</b></p>	<p><b>24.5229-0200.3</b> <b>330572</b></p>
<p><b>24.5229-0209.3</b> <b>330670</b></p>	<p><b>24.5229-0211.3</b> <b>330573</b></p>
<p><b>24.5229-0240.3</b> <b>330400</b></p>	<p><b>24.5229-0251.3</b> <b>330535</b></p>
<p><b>24.5229-0255.3</b> <b>330581</b></p>	<p><b>24.5229-0265.3</b> <b>330540</b></p>

# Abbildungen Bremsschläuche

Illustrations brake hoses - Ilustraciones tubos flexible de freno - Illustrations flexibles de frein - Illustrazioni flessibile freno

<p><b>24.5229-0285.3</b> <b>330032</b></p>	<p><b>24.5230-0143.3</b> <b>330402</b></p>
<p><b>24.5230-0243.3</b> <b>331155</b></p>	<p><b>24.5231-0320.3</b> <b>330496</b></p>
<p><b>24.5231-0391.3</b> <b>331424</b></p>	<p><b>24.5231-0426.3</b> <b>331313</b></p>
<p><b>24.5232-0388.3</b> <b>330580</b></p>	<p><b>24.5233-0180.3</b> <b>330888</b></p>
<p><b>24.5233-0200.3</b> <b>330425</b></p>	<p><b>24.5235-0128.3</b> <b>331324</b></p>
<p><b>24.5235-0160.3</b> <b>331325</b></p>	<p><b>24.5235-0190.3</b> <b>330916</b></p>
<p><b>24.5235-0200.3</b> <b>331280</b></p>	<p><b>24.5235-0205.3</b> <b>331093</b></p>

# Abbildungen Bremsschläuche

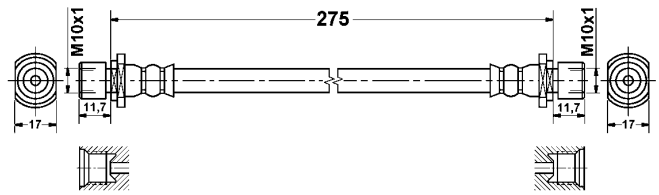
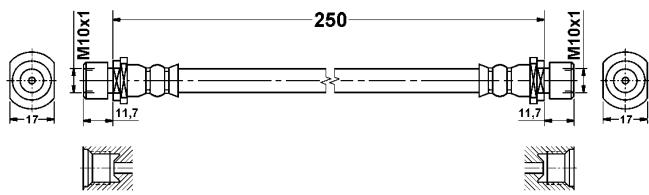
Illustrations brake hoses - Ilustraciones tubos flexible de freno - Illustrations flexibles de frein - Illustrazioni flessibili freno

24.5235-0250.3

330917

24.5235-0275.3

331179

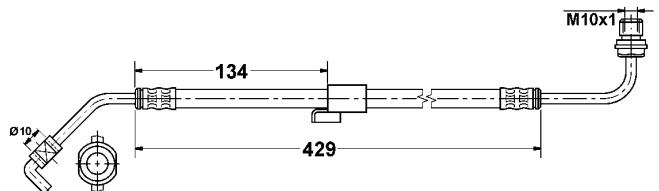
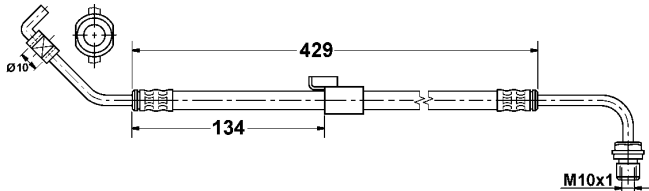


24.5236-0429.3

330586

24.5236-0430.3

330587

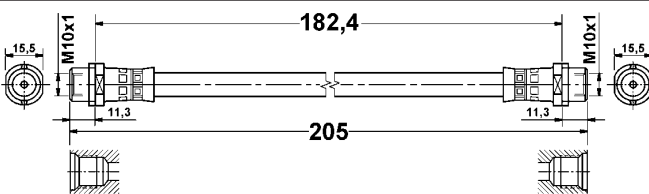


24.5237-0183.3

331454

24.5237-0235.3

330781

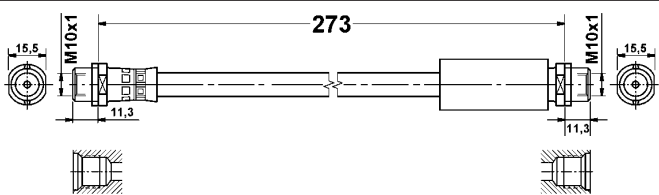
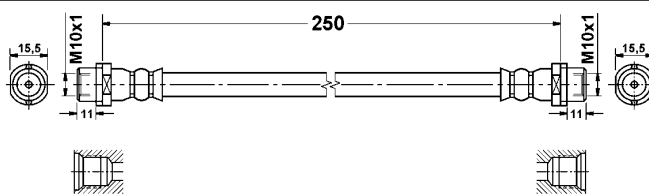


24.5237-0250.3

330880

24.5237-0273.3

331444

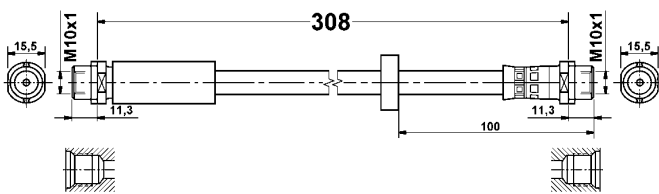
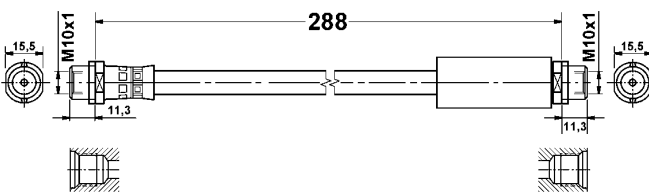


24.5237-0288.3

331442

24.5237-0308.3

331435

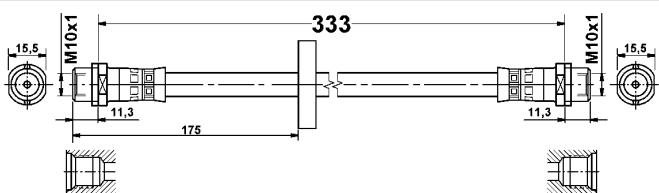
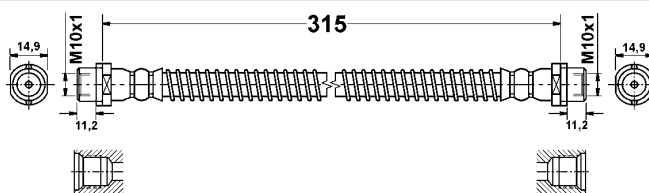


24.5237-0315.3

331565

24.5237-0333.3

331425

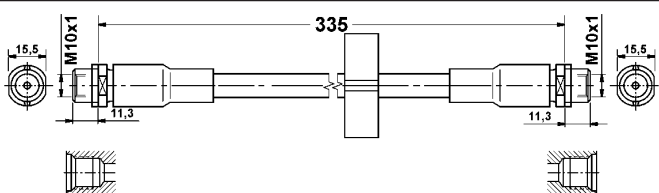
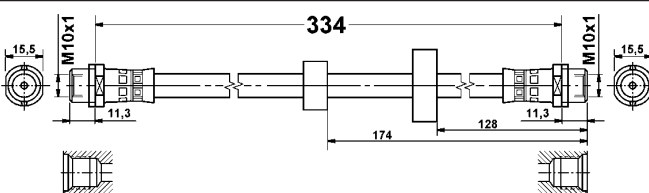


24.5237-0334.3

331443

24.5237-0335.3

331462



# Abbildungen Bremsschläuche

Illustrations brake hoses - Ilustraciones tubos flexible de freno - Illustrations flexibles de frein - Illustrazioni flessibili freno

<p><b>24.5237-0342.3</b> <b>331404</b></p>	<p><b>24.5237-0345.3</b> <b>331367</b></p>
<p><b>24.5237-0360.3</b> <b>331212</b></p>	<p><b>24.5237-0490.3</b> <b>330672</b></p>
<p><b>24.5237-0515.3</b> <b>331463</b></p>	<p><b>24.5238-0230.3</b> <b>330673</b></p>
<p><b>24.5238-0255.3</b> <b>330674</b></p>	<p><b>24.5239-0165.3</b> <b>330606</b></p>
<p><b>24.5239-0180.3</b> <b>331464</b></p>	<p><b>24.5239-0190.3</b> <b>330966</b></p>
<p><b>24.5239-0240.3</b> <b>331170</b></p>	<p><b>24.5239-0355.3</b> <b>331243</b></p>
<p><b>24.5240-0195.3</b> <b>330753</b></p>	<p><b>24.5240-0220.3</b> <b>330619</b></p>



# Abbildungen Bremsschläuche

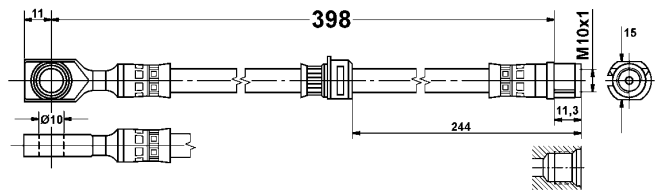
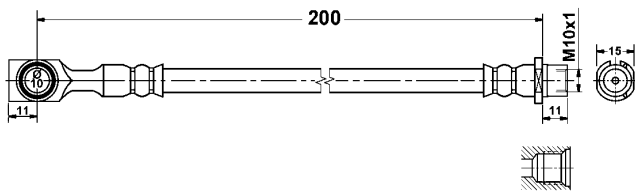
Illustrations brake hoses - Ilustraciones tubos flexible de freno - Illustrations flexibles de frein - Illustrazioni flessibili freno

24.5241-0200.3

330620

24.5241-0396.3

331380

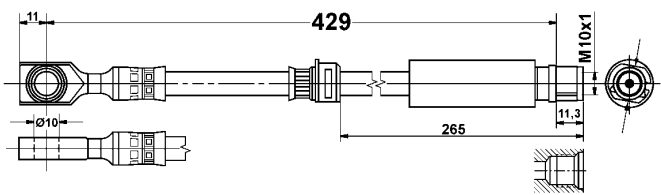
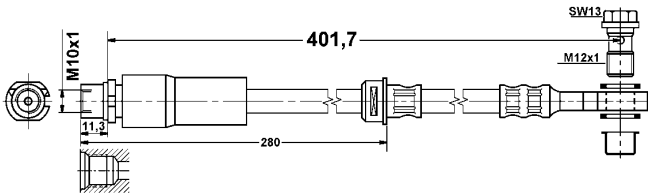


24.5241-0401.3

331021

24.5241-0429.3

331381

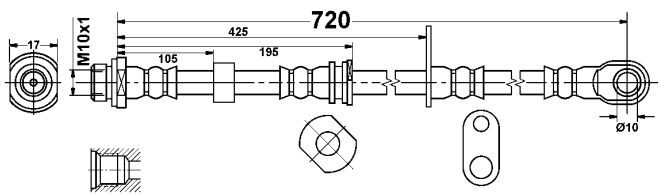
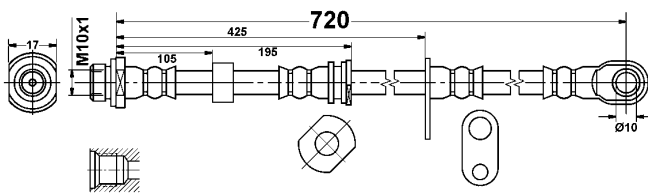


24.5241-0720.3

331415

24.5241-0721.3

331416

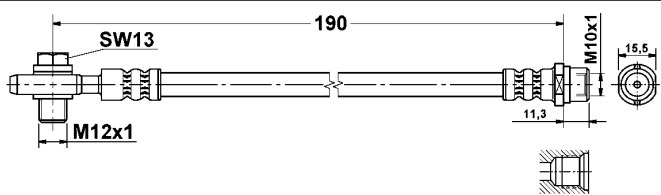
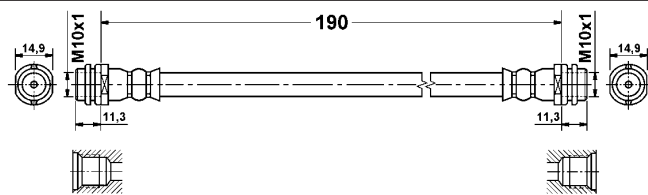


24.5242-0190.3

330675

24.5243-0190.3

330678

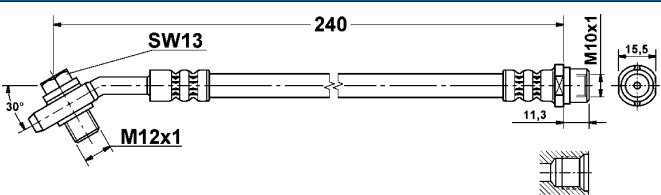
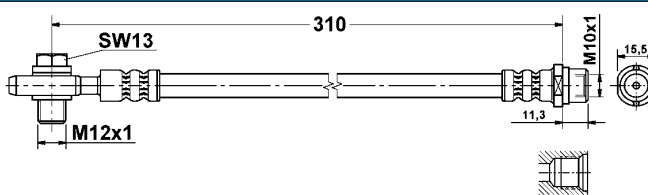


24.5243-0310.3

330755

24.5244-0240.3

330679

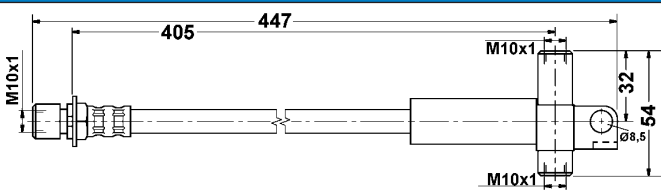
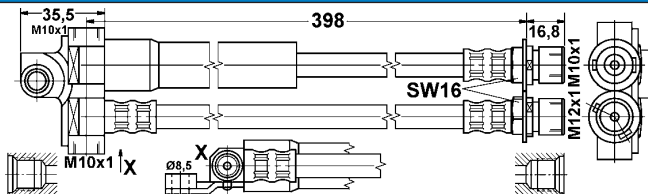


24.5245-0398.3

331188

24.5245-0405.3

330686

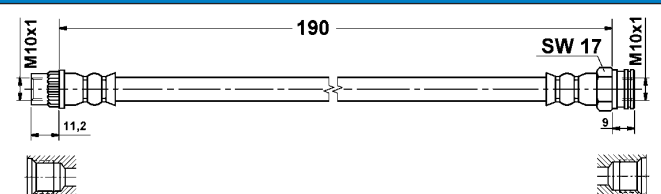
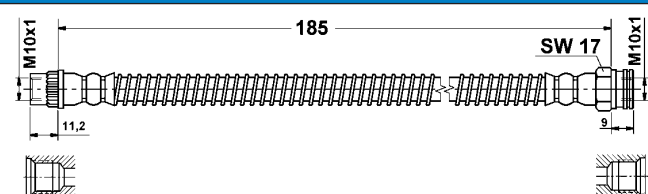


24.5246-0185.3

330881

24.5246-0190.3

330697



# Abbildungen Bremsschläuche

Illustrations brake hoses - Ilustraciones tubos flexible de freno - Illustrations flexibles de frein - Illustrazioni flessibile freno

<p><b>24.5246-0216.3</b> <b>331022</b></p>	<p><b>24.5246-0260.3</b> <b>330782</b></p>
<p><b>24.5247-0190.3</b> <b>331385</b></p>	<p><b>24.5247-0191.3</b> <b>331386</b></p>
<p><b>24.5247-0195.3</b> <b>330919</b></p>	<p><b>24.5247-0205.3</b> <b>331094</b></p>
<p><b>24.5247-0210.3</b> <b>331023</b></p>	<p><b>24.5247-0235.3</b> <b>331374</b></p>
<p><b>24.5247-0236.3</b> <b>331417</b></p>	<p><b>24.5247-0237.3</b> <b>331418</b></p>
<p><b>24.5247-0275.3</b> <b>331244</b></p>	<p><b>24.5247-0280.3</b> <b>330700</b></p>
<p><b>24.5247-0281.3</b> <b>330967</b></p>	<p><b>24.5248-0461.3</b> <b>330707</b></p>

# Abbildungen Bremsschläuche

Illustrations brake hoses - Ilustraciones tubos flexible de freno - Illustrations flexibles de frein - Illustrazioni flessibili freno

<p><b>24.5248-0466.3</b> <b>330920</b></p>	<p><b>24.5248-0467.3</b> <b>330921</b></p>
<p><b>24.5249-0416.3</b> <b>330708</b></p>	<p><b>24.5251-0185.3</b> <b>330701</b></p>
<p><b>24.5251-0465.3</b> <b>330822</b></p>	<p><b>24.5252-0390.3</b> <b>330702</b></p>
<p><b>24.5256-0298.3</b> <b>330756</b></p>	<p><b>24.5256-0318.3</b> <b>331426</b></p>
<p><b>24.5258-0450.3</b> <b>330824</b></p>	<p><b>24.5259-0315.3</b> <b>330882</b></p>
<p><b>24.5260-0155.3</b> <b>331156</b></p>	<p><b>24.5260-0280.3</b> <b>330883</b></p>
<p><b>24.5261-0130.3</b> <b>331387</b></p>	<p><b>24.5261-0195.3</b> <b>331077</b></p>

# Abbildungen Bremsschläuche

Illustrations brake hoses - Ilustraciones tubos flexible de freno - Illustrations flexibles de frein - Illustrazioni flessibile freno

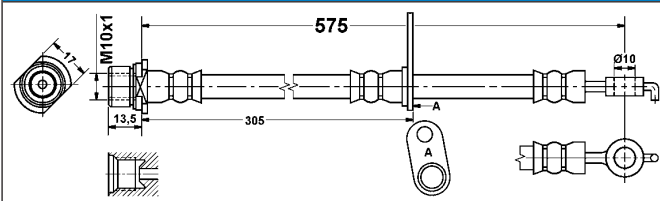
<p><b>24.5261-0225.3</b> <b>330909</b></p>	<p><b>24.5261-0245.3</b> <b>331561</b></p>
<p><b>24.5261-0246.3</b> <b>331562</b></p>	<p><b>24.5261-0255.3</b> <b>331078</b></p>
<p><b>24.5261-0256.3</b> <b>331246</b></p>	<p><b>24.5261-0291.3</b> <b>330994</b></p>
<p><b>24.5262-0180.3</b> <b>331180</b></p>	<p><b>24.5262-0501.3</b> <b>331025</b></p>
<p><b>24.5262-0520.3</b> <b>331349</b></p>	<p><b>24.5262-0521.3</b> <b>331350</b></p>
<p><b>24.5262-0575.3</b> <b>330922</b></p>	<p><b>24.5262-0576.3</b> <b>330923</b></p>
<p><b>24.5263-0440.3</b> <b>331282</b></p>	<p><b>24.5263-0441.3</b> <b>331283</b></p>

# Abbildungen Bremsschläuche

Illustrations brake hoses - Ilustraciones tubos flexible de freno - Illustrations flexibles de frein - Illustrazioni flessibili freno

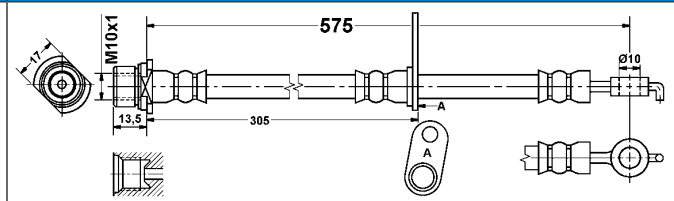
24.5263-0575.3

330924



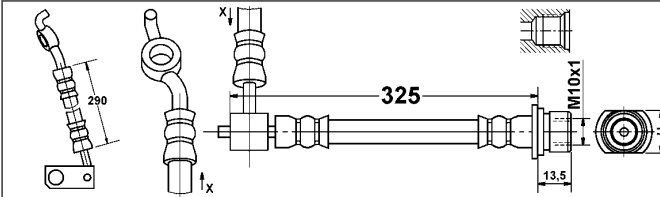
24.5263-0576.3

330925



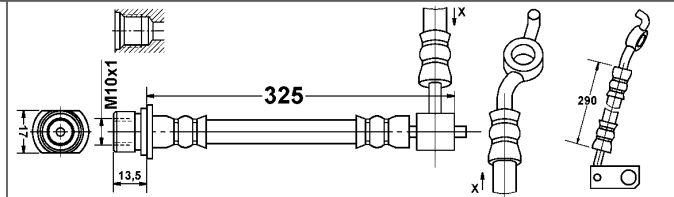
24.5263-0592.3

331284



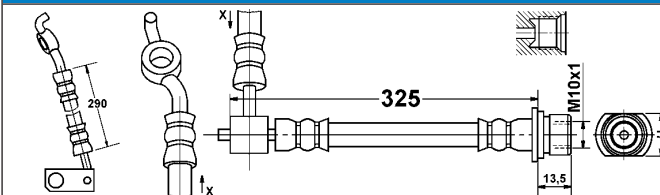
24.5263-0593.3

331285



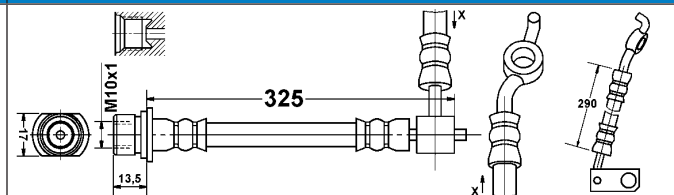
24.5263-0594.3

331286



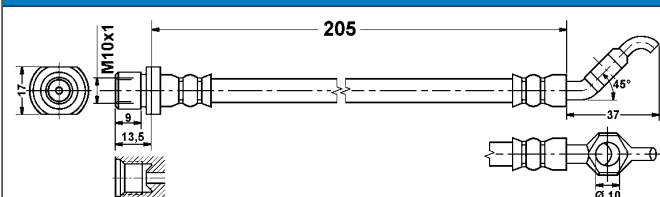
24.5263-0595.3

331287



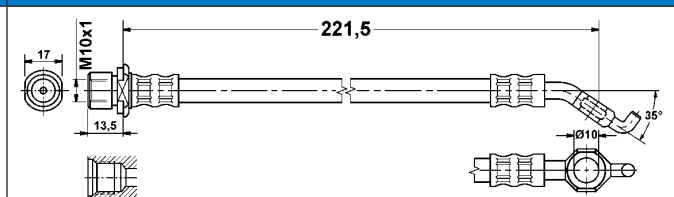
24.5264-0205.3

331059



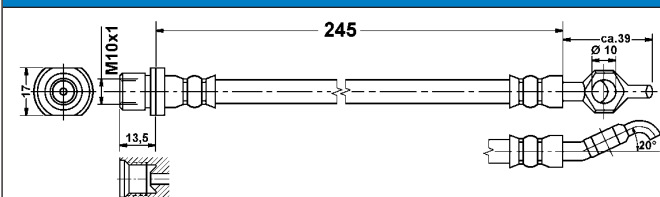
24.5264-0221.3

330995



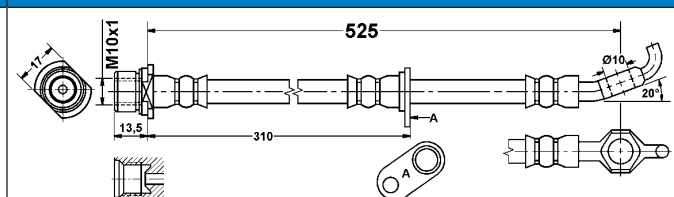
24.5264-0245.3

331133



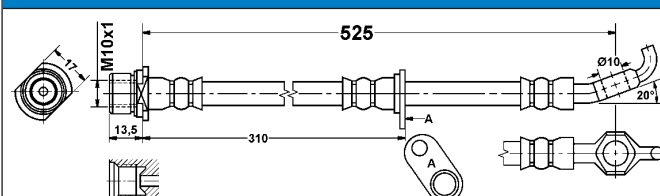
24.5264-0525.3

330926



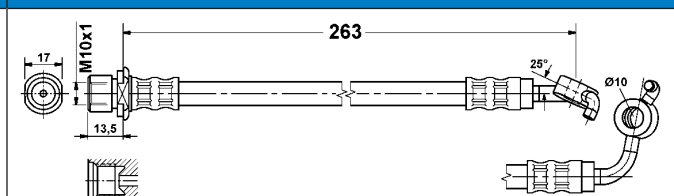
24.5264-0526.3

330927



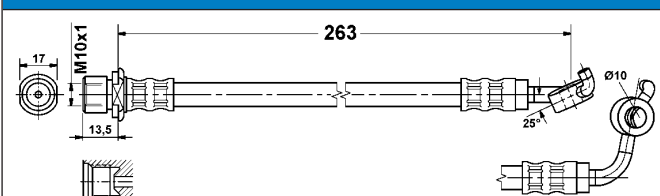
24.5265-0263.3

331157



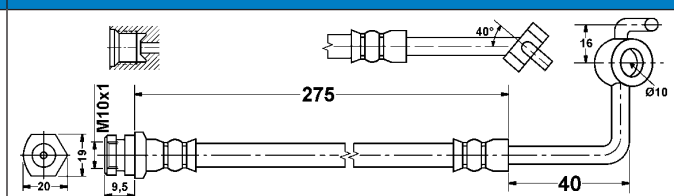
24.5265-0264.3

331158



24.5265-0275.3

331069



# Abbildungen Bremsschläuche

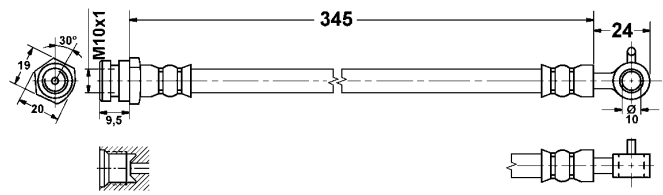
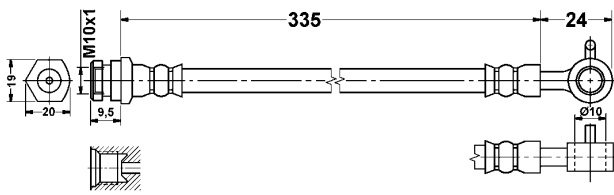
Illustrations brake hoses - Ilustraciones tubos flexible de freno - Illustrations flexibles de frein - Illustrazioni flessibili freno

24.5265-0335.3

331070

24.5265-0345.3

331091

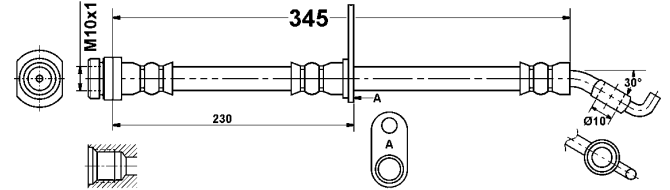
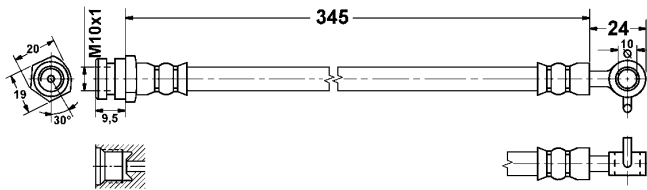


24.5265-0346.3

331092

24.5265-0347.3

331405

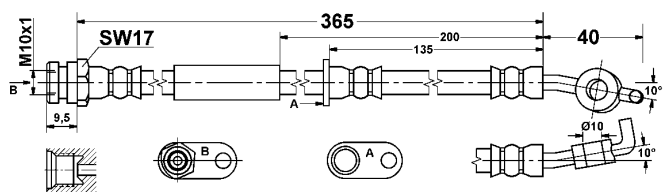
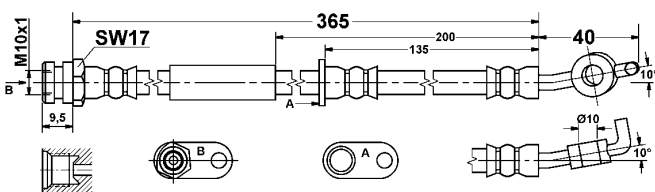


24.5265-0365.3

331159

24.5265-0366.3

331160

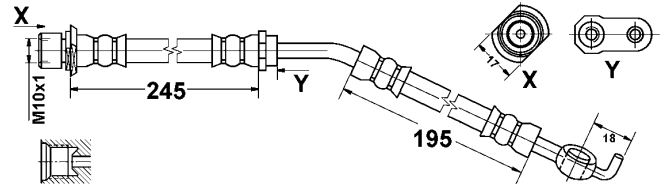
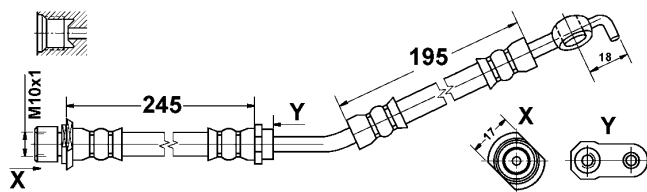


24.5265-0440.3

331351

24.5265-0441.3

331352

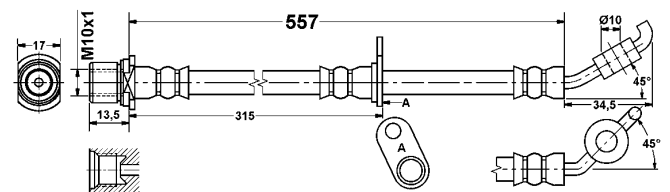
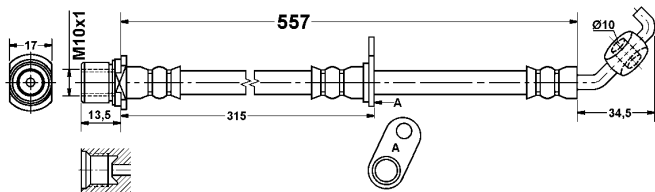


24.5265-0557.3

330928

24.5265-0558.3

330929

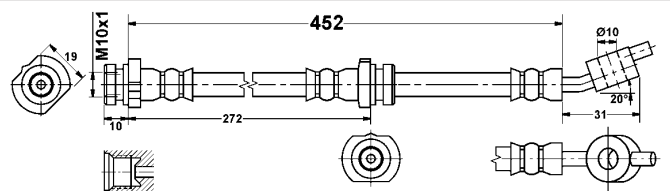
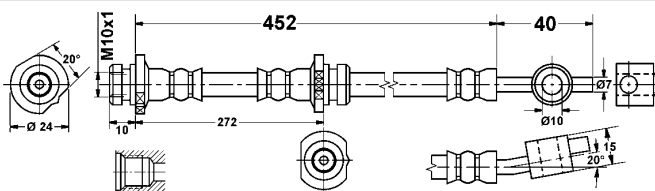


24.5266-0452.3

330930

24.5266-0453.3

330931

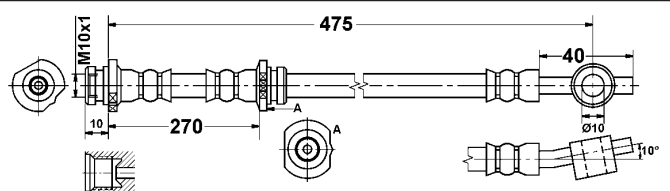
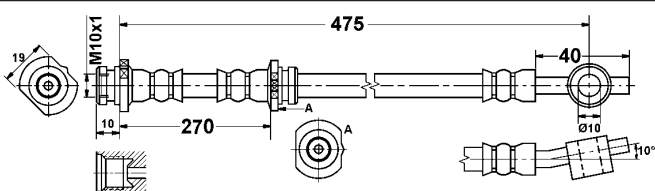


24.5266-0475.3

331139

24.5266-0476.3

331140





# Abbildungen Bremsschläuche

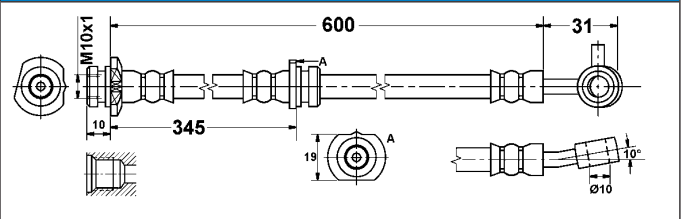
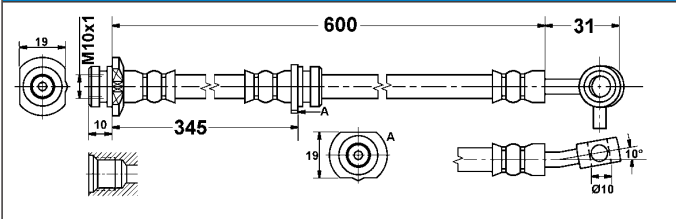
Illustrations brake hoses - Ilustraciones tubos flexible de freno - Illustrations flexibles de frein - Illustrazioni flessibili freno

24.5266-0600.3

331161

24.5266-0601.3

331162

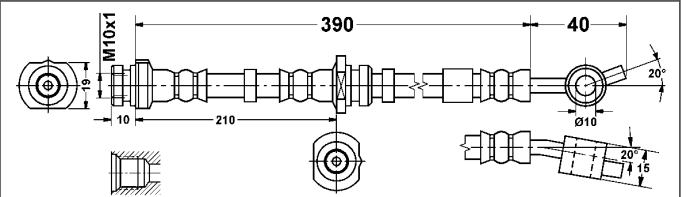
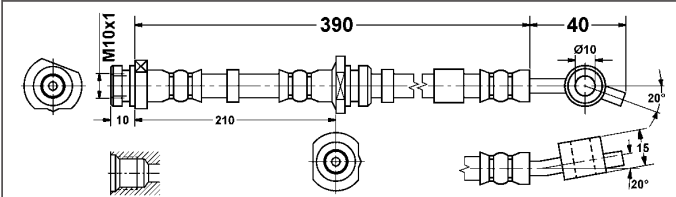


24.5267-0390.3

330932

24.5267-0391.3

330974

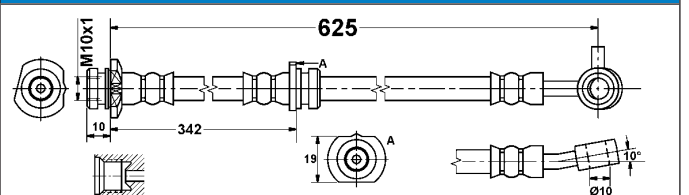
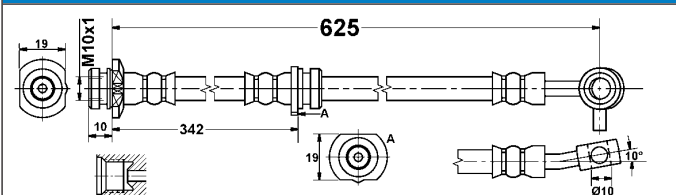


24.5267-0625.3

331332

24.5267-0626.3

331333

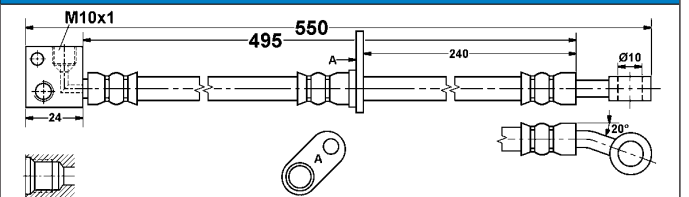
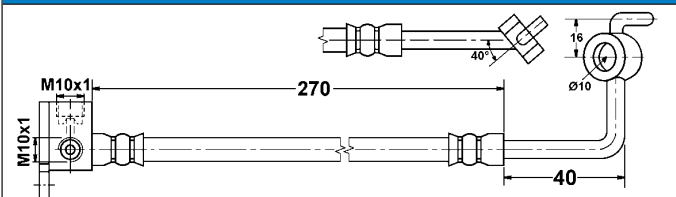


24.5268-0270.3

331072

24.5268-0495.3

330933

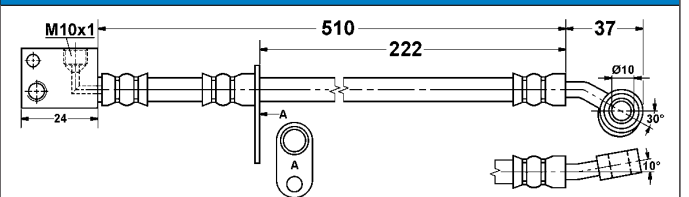
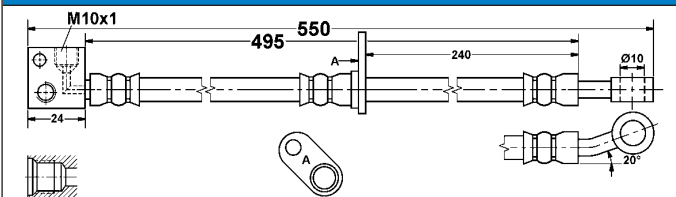


24.5268-0496.3

330934

24.5268-0510.3

331143

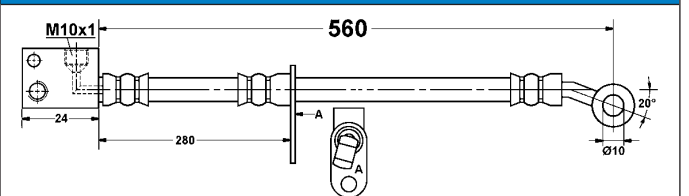
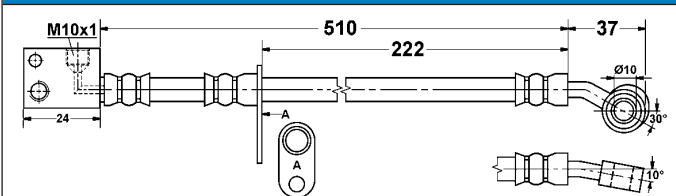


24.5268-0511.3

331144

24.5268-0560.3

331345

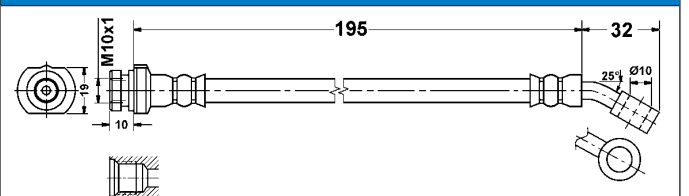
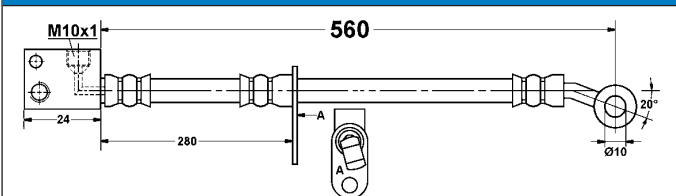


24.5268-0561.3

331346

24.5269-0195.3

330935

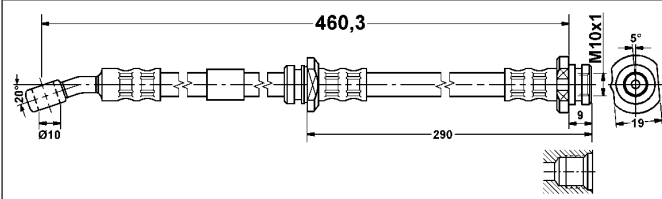


# Abbildungen Bremsschläuche

Illustrations brake hoses - Ilustraciones tubos flexible de freno - Illustrations flexibles de frein - Illustrazioni flessibile freno

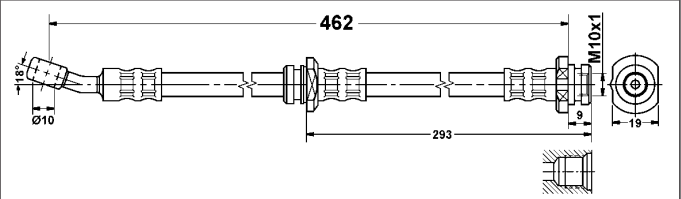
24.5269-0460.3

331026



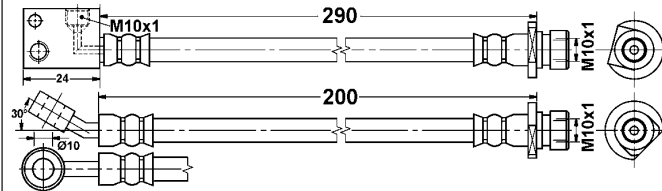
24.5269-0462.3

331027



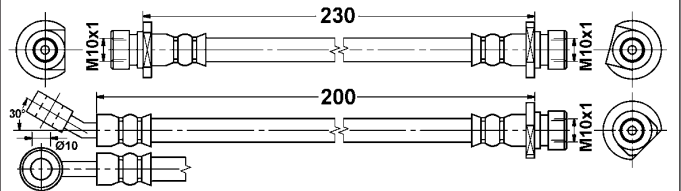
24.5270-0200.3

331247



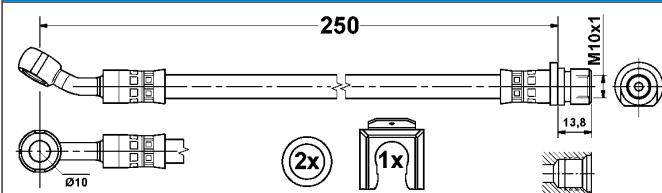
24.5270-0201.3

331248



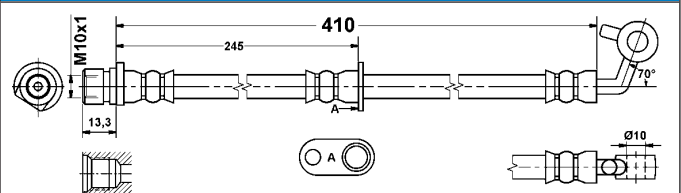
24.5270-0236.3

331466



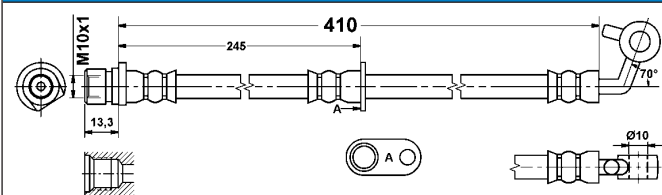
24.5270-0410.3

331181



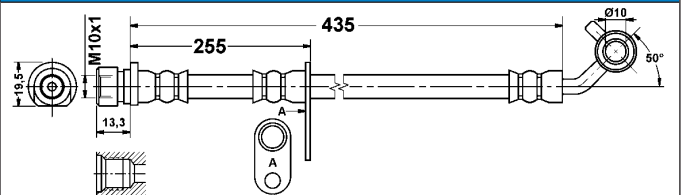
24.5270-0411.3

331182



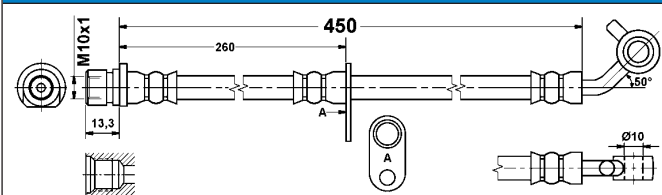
24.5270-0435.3

331134



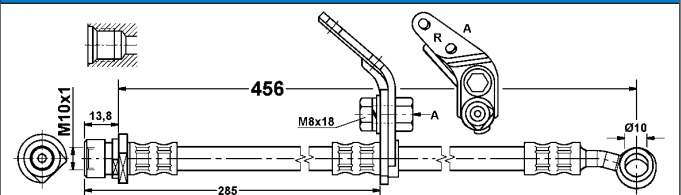
24.5270-0450.3

331183



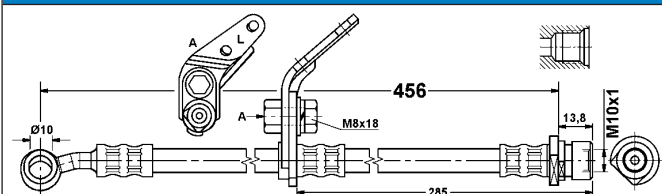
24.5270-0456.3

330996



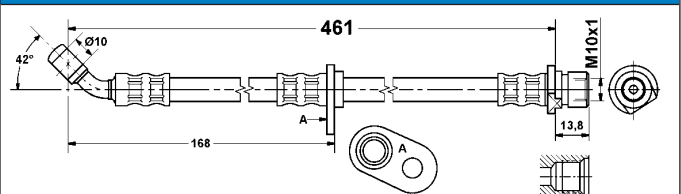
24.5270-0457.3

330997



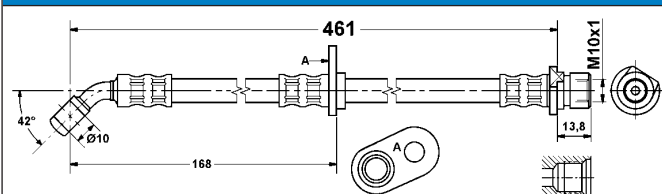
24.5270-0461.3

330998



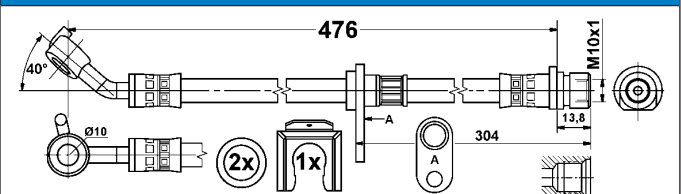
24.5270-0462.3

330999



24.5270-0475.3

331467

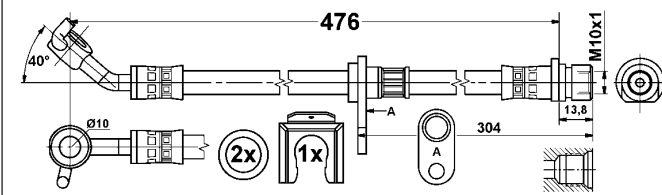


# Abbildungen Bremsschläuche

Illustrations brake hoses - Ilustraciones tubos flexible de freno - Illustrations flexibles de frein - Illustrazioni flessibile freno

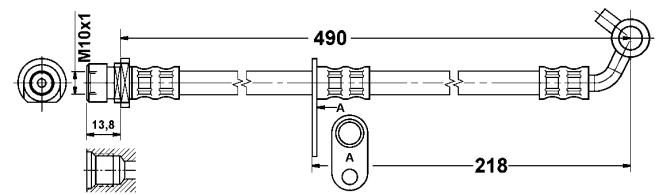
24.5270-0476.3

331468



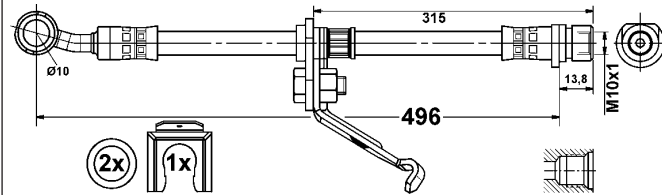
24.5270-0490.3

331079



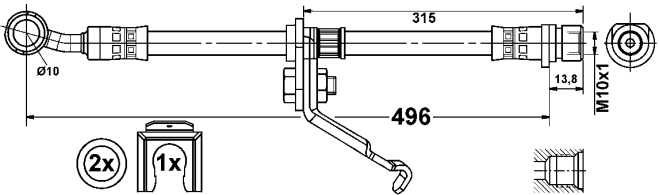
24.5270-0496.3

331469



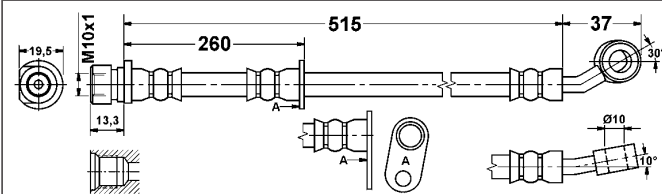
24.5270-0497.3

331470



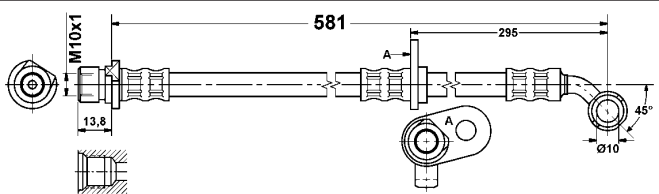
24.5270-0515.3

331145



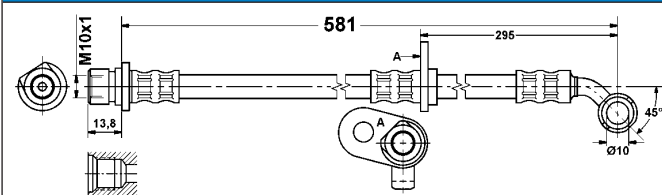
24.5270-0581.3

331000



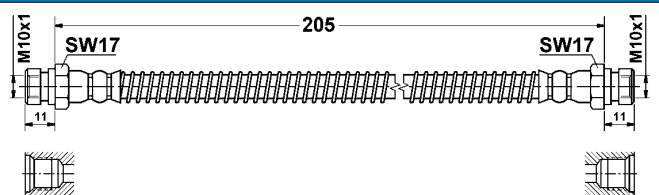
24.5270-0582.3

331001



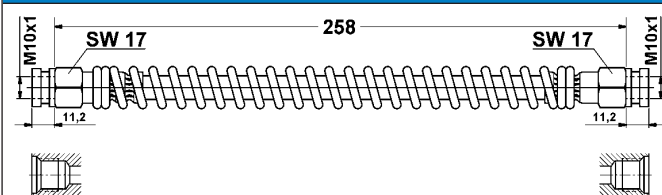
24.5272-0205.3

330975



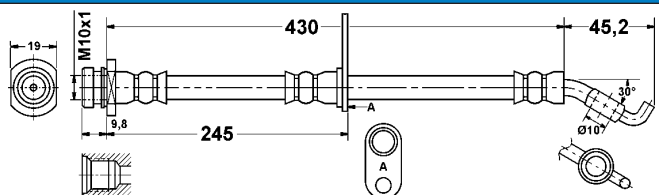
24.5272-0258.3

330939



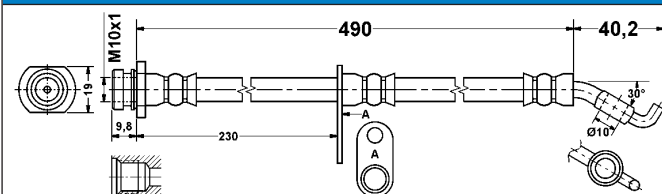
24.5273-0375.3

331147



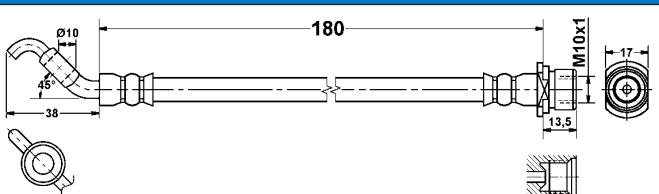
24.5273-0490.3

330940



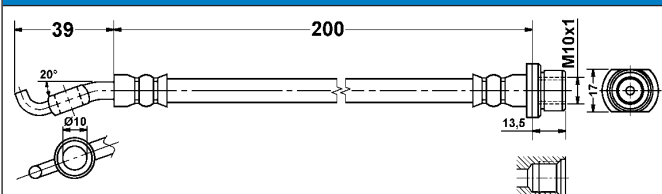
24.5274-0180.3

330941



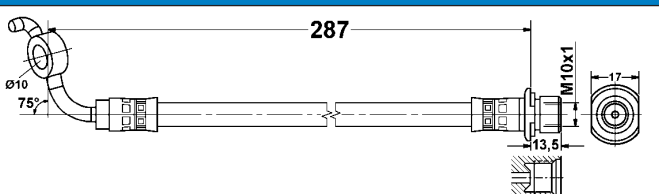
24.5275-0200.3

330942



24.5275-0287.3

331481



# Abbildungen Bremsschläuche

Illustrations brake hoses - Ilustraciones tubos flexible de freno - Illustrations flexibles de frein - Illustrazioni flessibile freno

<p><b>24.5275-0289.3</b> <b>331505</b></p>	<p><b>24.5275-0341.3</b> <b>331382</b></p>
<p><b>24.5276-0240.3</b> <b>330943</b></p>	<p><b>24.5277-0420.3</b> <b>330944</b></p>
<p><b>24.5277-0530.3</b> <b>331002</b></p>	<p><b>24.5277-0531.3</b> <b>331003</b></p>
<p><b>24.5278-0254.3</b> <b>331471</b></p>	<p><b>24.5278-0335.3</b> <b>330945</b></p>
<p><b>24.5278-0467.3</b> <b>331073</b></p>	<p><b>24.5278-0652.3</b> <b>331189</b></p>
<p><b>24.5278-0661.3</b> <b>331190</b></p>	<p><b>24.5279-0180.3</b> <b>331465</b></p>
<p><b>24.5279-0215.3</b> <b>331513</b></p>	<p><b>24.5279-0225.3</b> <b>331163</b></p>

# Abbildungen Bremsschläuche

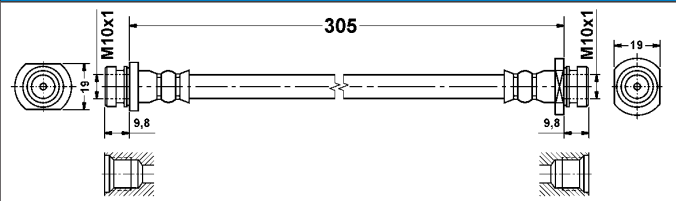
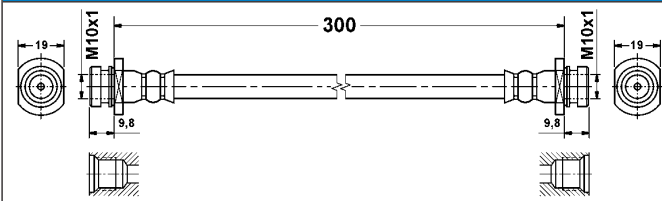
Illustrations brake hoses - Ilustraciones tubos flexible de freno - Illustrations flexibles de frein - Illustrazioni flessibili freno

24.5279-0300.3

331135

24.5279-0305.3

330946

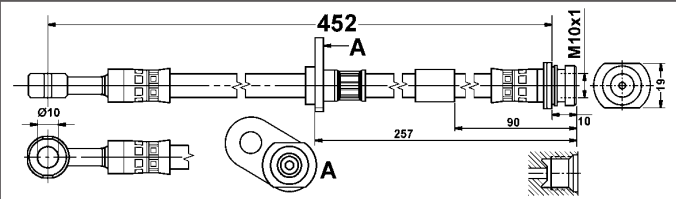
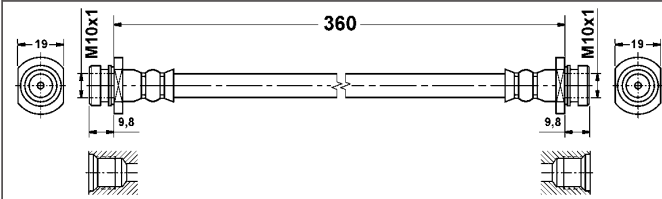


24.5279-0360.3

331045

24.5281-0452.3

331436

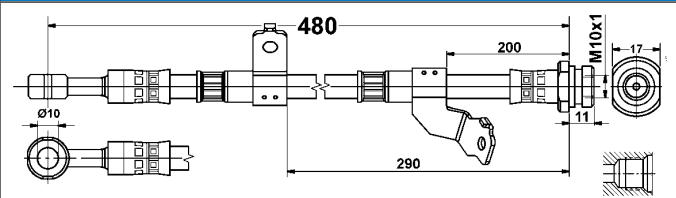
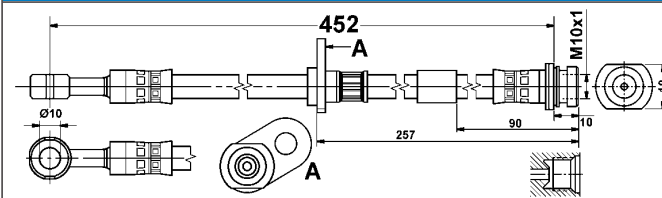


24.5281-0453.3

331437

24.5281-0469.3

331455

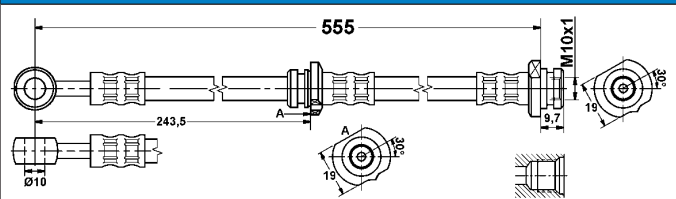
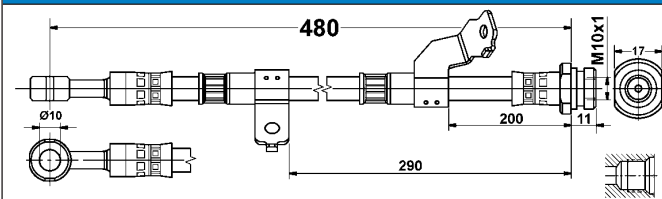


24.5281-0470.3

331456

24.5281-0553.3

331004

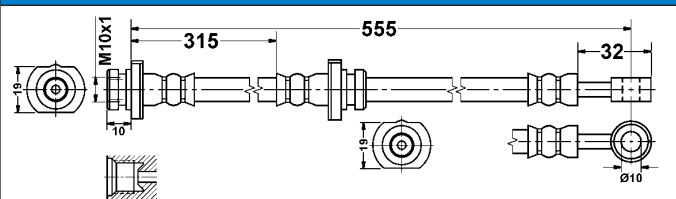
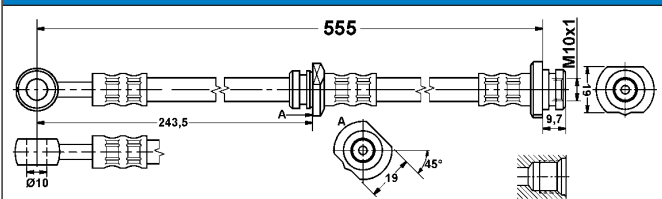


24.5281-0554.3

331005

24.5281-0556.3

330955

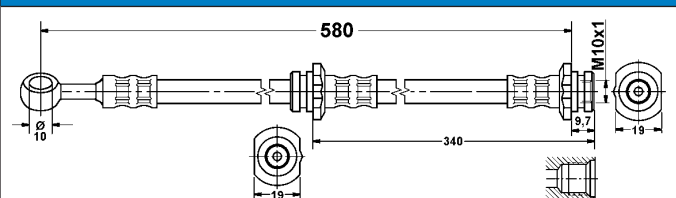
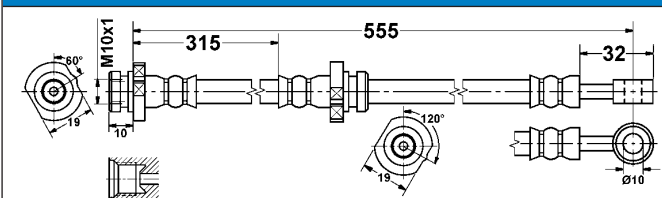


24.5281-0557.3

330956

24.5281-0580.3

331006

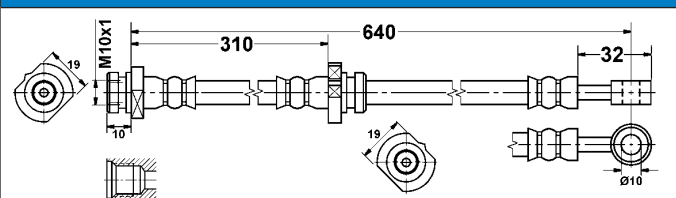
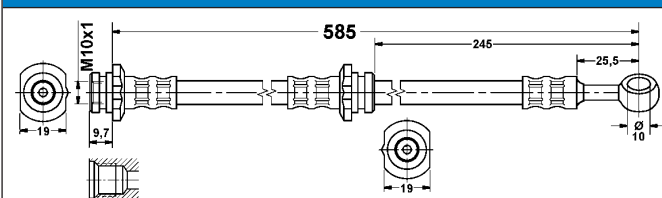


24.5281-0585.3

331007

24.5281-0640.3

330968



# Abbildungen Bremsschläuche

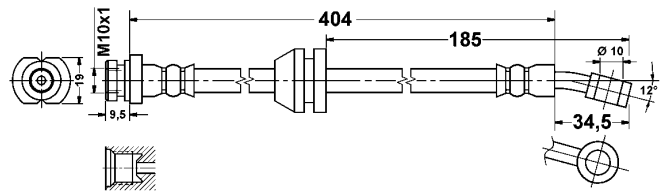
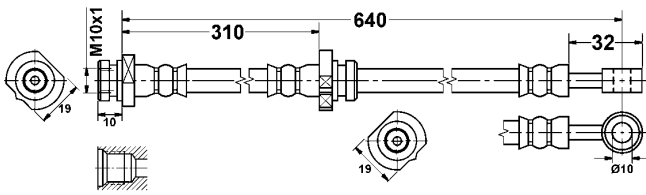
Illustrations brake hoses - Ilustraciones tubos flexible de freno - Illustrations flexibles de frein - Illustrazioni flessibili freno

24.5281-0641.3

330969

24.5283-0403.3

331136

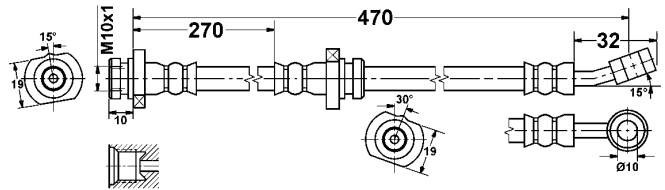
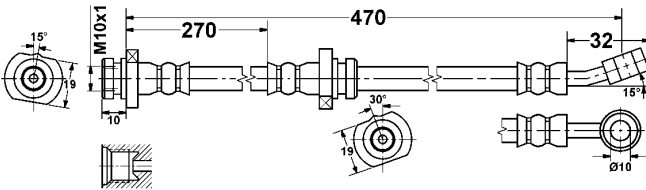


24.5283-0470.3

330959

24.5283-0471.3

330960

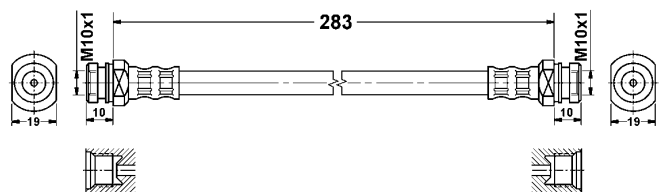
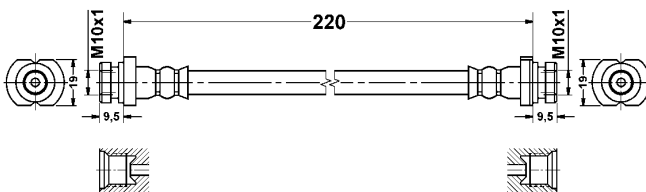


24.5284-0220.3

330970

24.5284-0283.3

331080

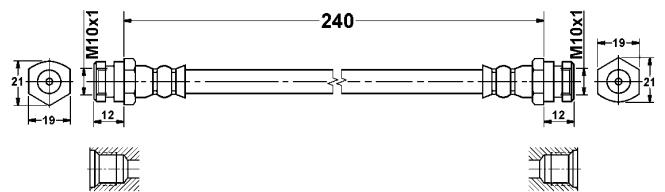
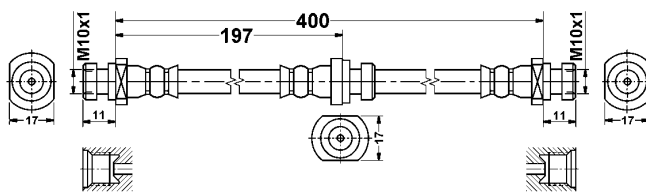


24.5284-0400.3

331060

24.5285-0240.3

330976

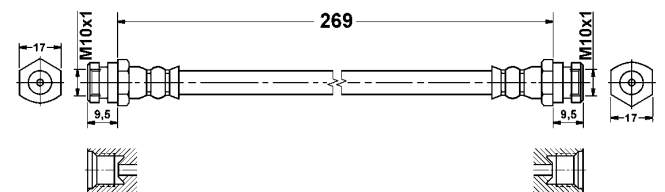
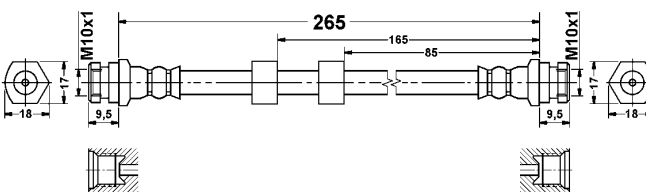


24.5285-0265.3

331184

24.5285-0269.3

331137

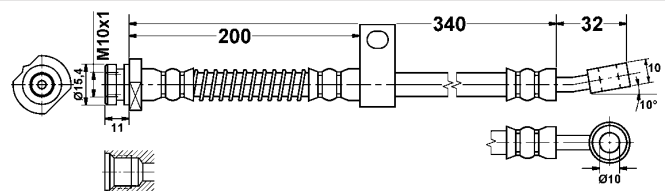
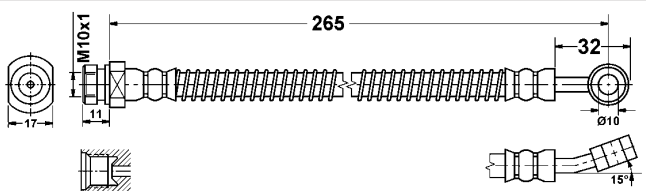


24.5286-0265.3

331046

24.5286-0340.3

330977

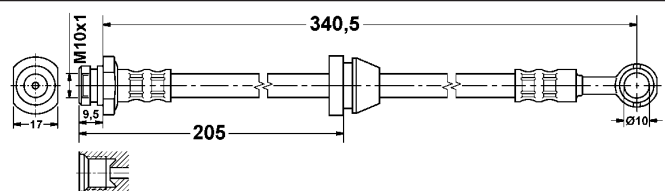
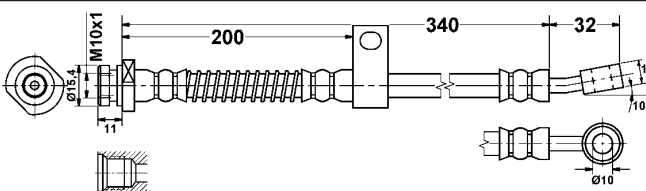


24.5286-0341.3

330989

24.5286-0342.3

331138



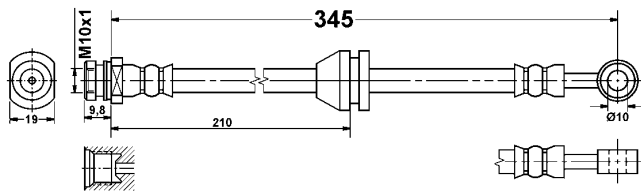


# Abbildungen Bremsschläuche

Illustrations brake hoses - Ilustraciones tubos flexible de freno - Illustrations flexibles de frein - Illustrazioni flessibili freno

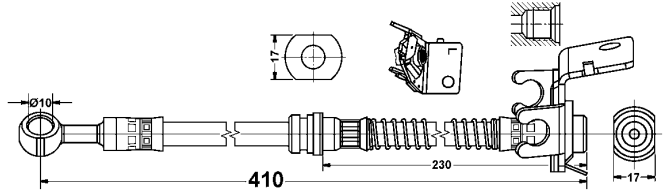
24.5286-0345.3

331514



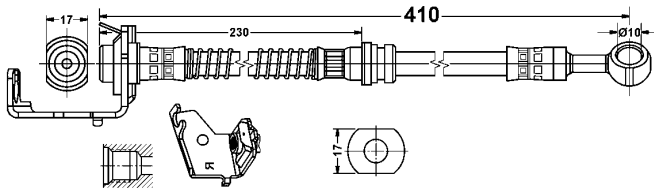
24.5286-0400.3

331375



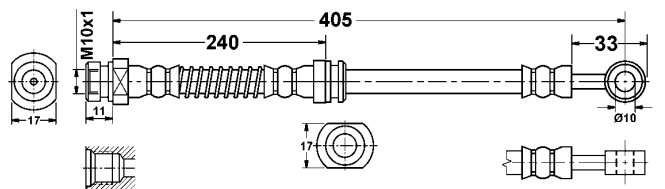
24.5286-0401.3

331376



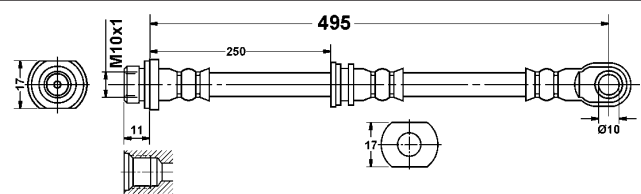
24.5286-0405.3

331061



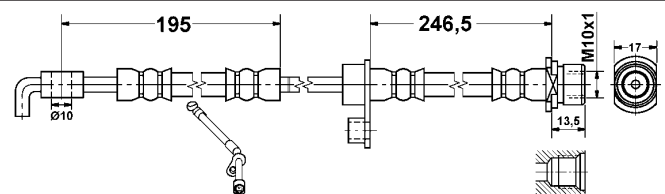
24.5286-0485.3

331172



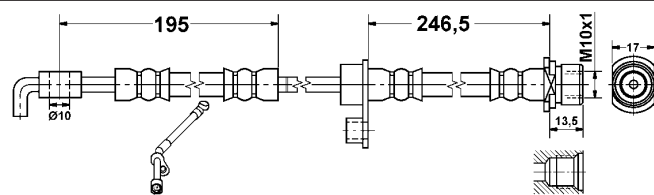
24.5286-0488.3

331221



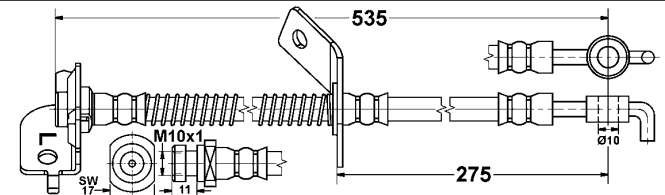
24.5286-0489.3

331222



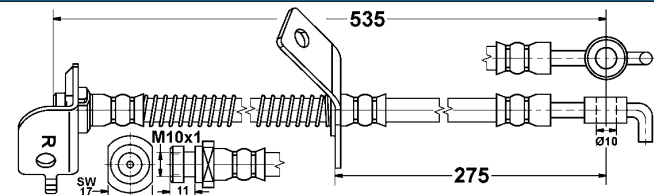
24.5286-0524.3

331223



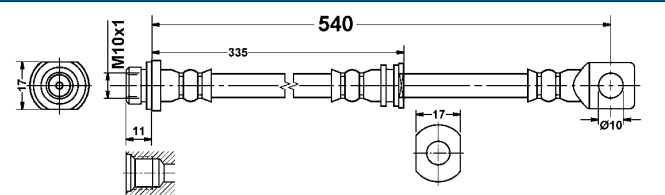
24.5286-0525.3

331224



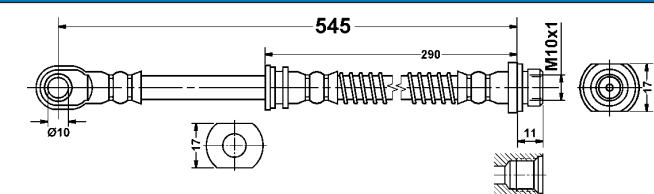
24.5286-0540.3

331249



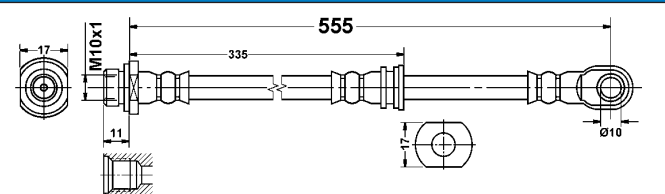
24.5286-0545.3

331250



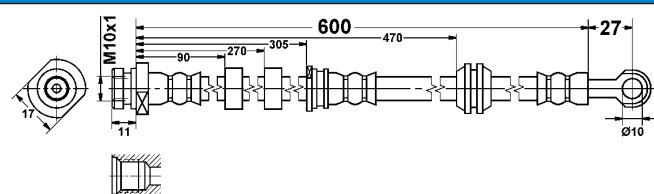
24.5286-0556.3

331251



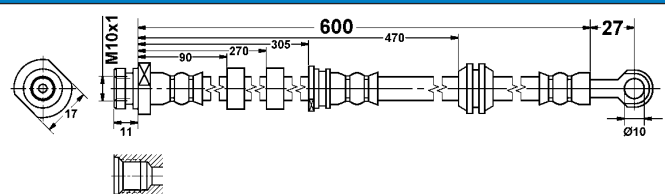
24.5286-0600.3

331173



24.5286-0601.3

331174



# Abbildungen Bremsschläuche

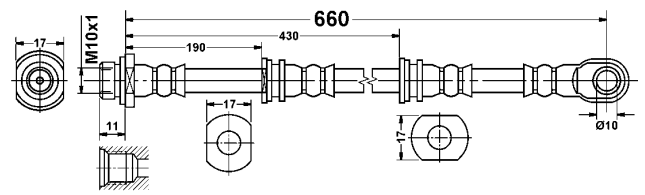
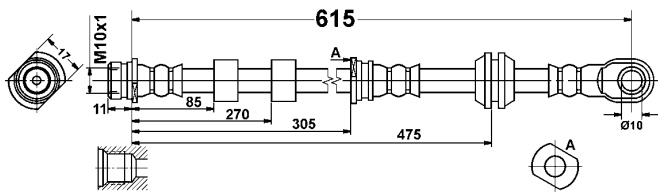
Illustrations brake hoses - Ilustraciones tubos flexible de freno - Illustrations flexibles de frein - Illustrazioni flessibili freno

24.5286-0615.3

331493

24.5286-0660.3

331252

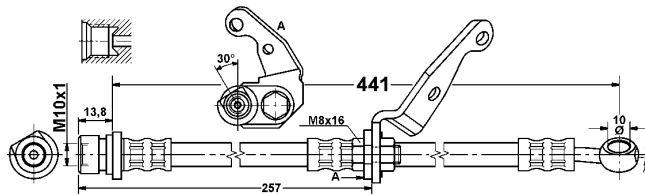
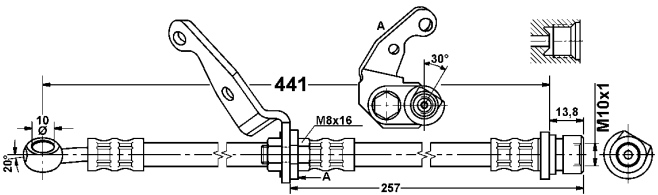


24.5287-0441.3

331008

24.5287-0442.3

331009

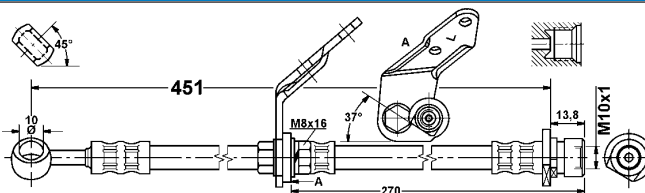
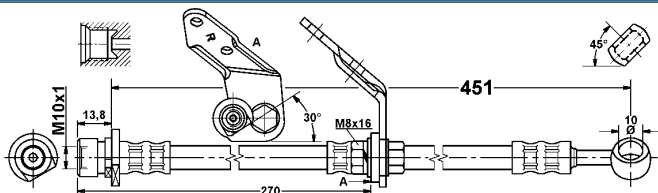


24.5287-0451.3

331010

24.5287-0452.3

331011

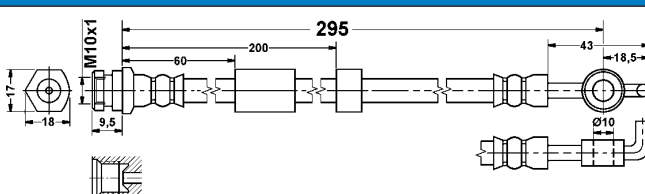
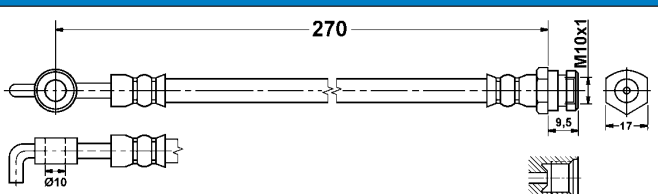


24.5288-0270.3

331227

24.5288-0295.3

331185

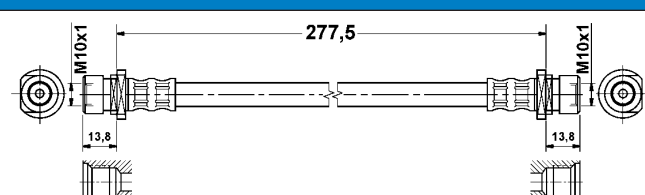
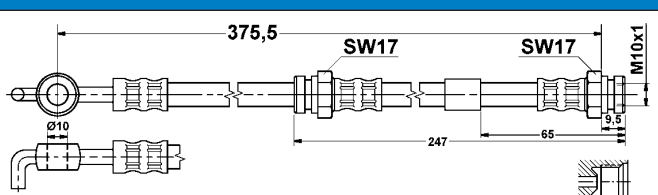


24.5288-0375.3

331012

24.5289-0277.3

331013

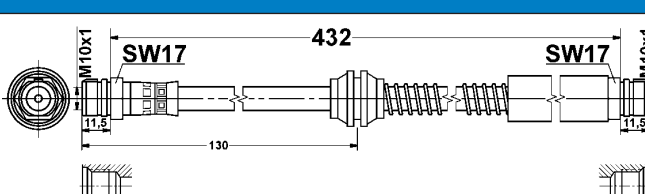
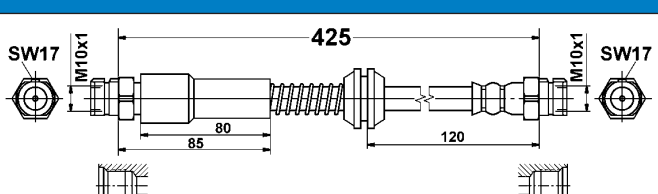


24.5289-0425.3

331388

24.5289-0432.3

331377

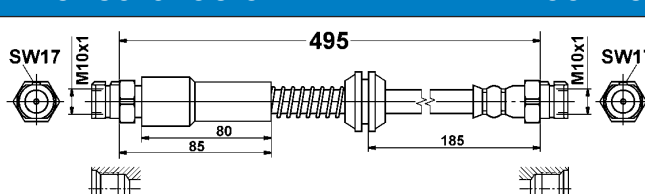
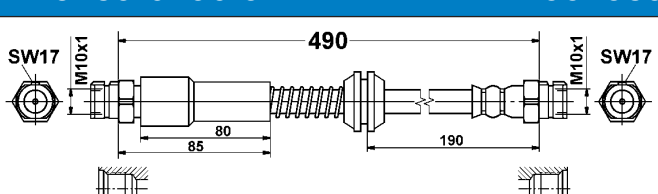


24.5289-0490.3

331389

24.5289-0495.3

331457

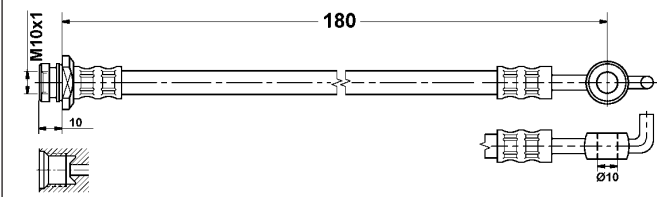


# Abbildungen Bremsschläuche

Illustrations brake hoses - Ilustraciones tubos flexible de freno - Illustrations flexibles de frein - Illustrazioni flessibile freno

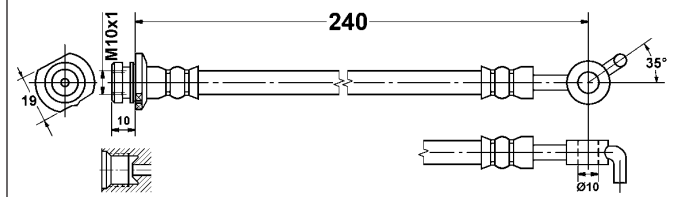
24.5290-0180.3

331028



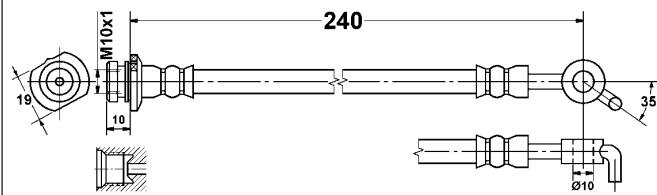
24.5290-0240.3

331334



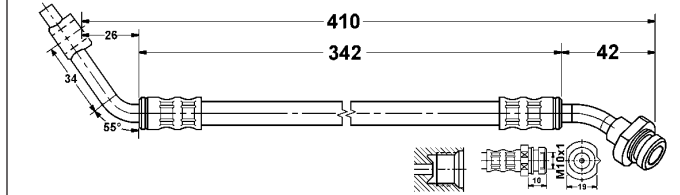
24.5290-0241.3

331335



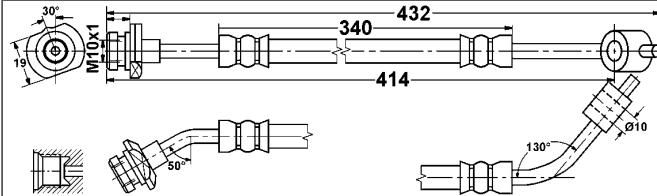
24.5290-0410.3

331081



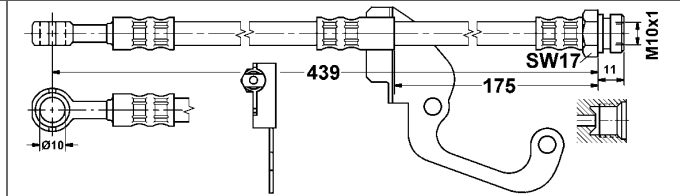
24.5290-0414.3

331175



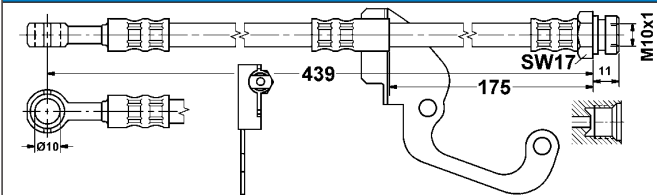
24.5290-0439.3

331176



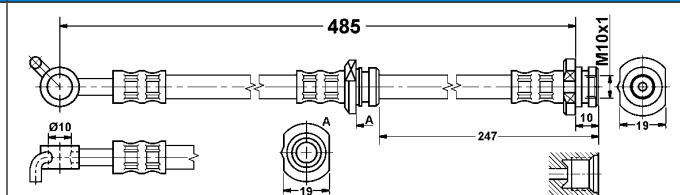
24.5290-0440.3

331177



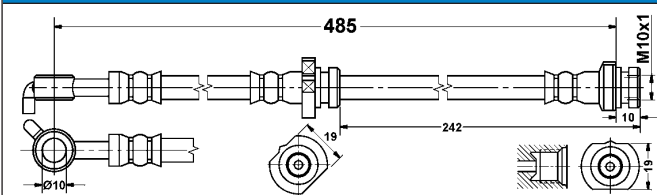
24.5290-0485.3

331082



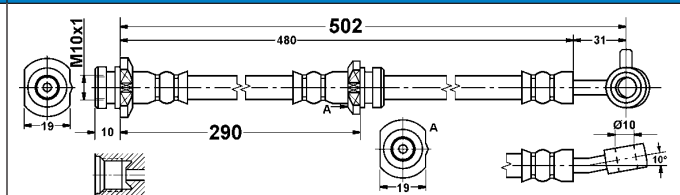
24.5290-0486.3

331178



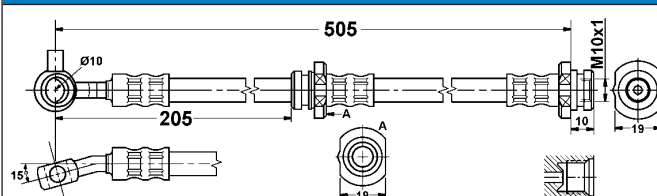
24.5290-0502.3

331164



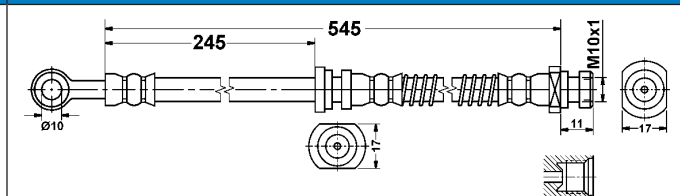
24.5290-0505.3

331083



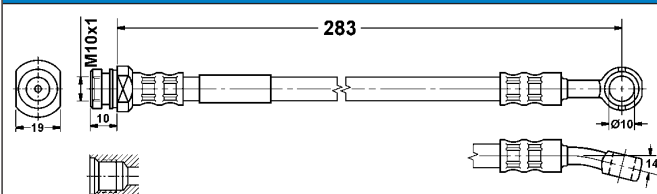
24.5290-0545.3

331063



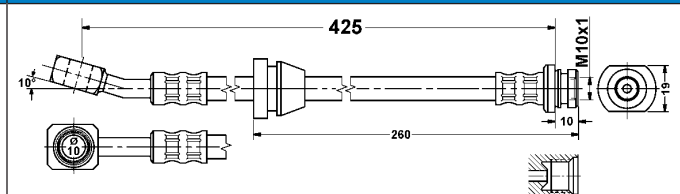
24.5291-0345.3

331165



24.5291-0425.3

331029



# Abbildungen Bremsschläuche

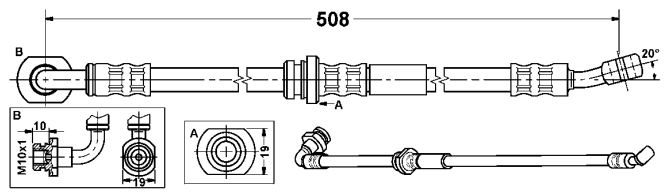
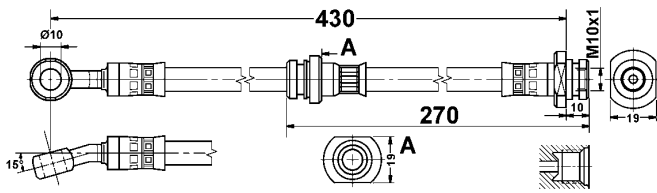
Illustrations brake hoses - Ilustraciones tubos flexible de freno - Illustrations flexibles de frein - Illustrazioni flessibile freno

24.5291-0430.3

331084

24.5291-0508.3

331085

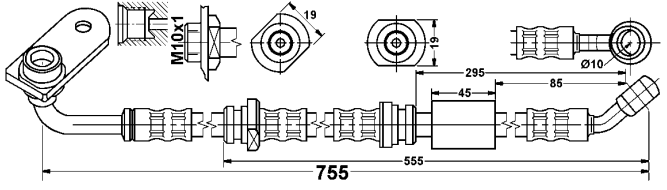
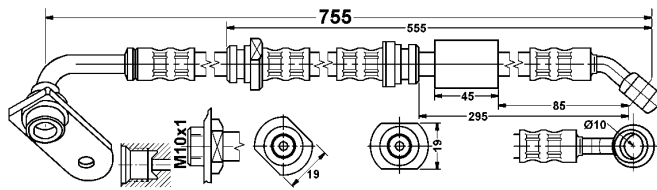


24.5291-0755.3

331195

24.5291-0756.3

331196

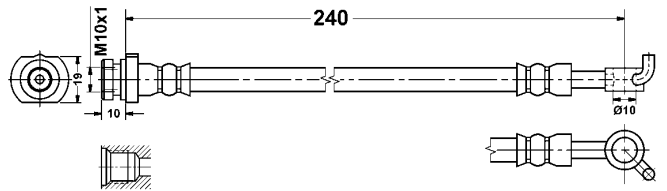
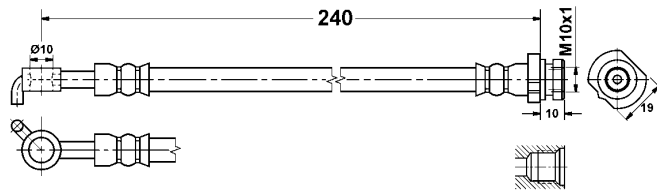


24.5292-0240.3

331225

24.5292-0241.3

331226

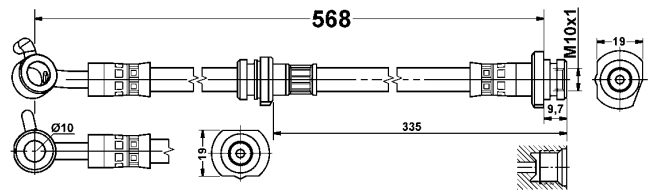
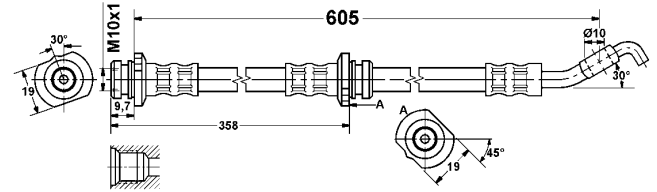


24.5292-0605.3

331030

24.5293-0567.3

331438

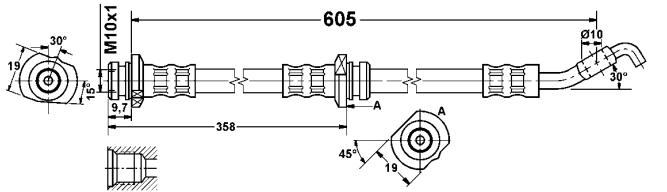
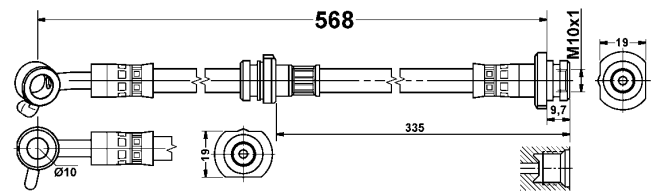


24.5293-0568.3

331439

24.5293-0605.3

331031

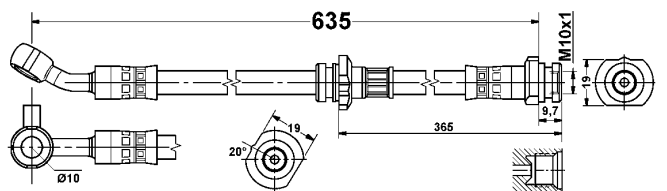
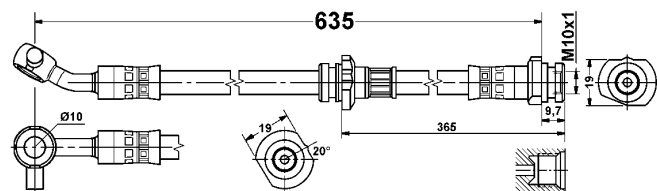


24.5293-0635.3

331440

24.5293-0636.3

331441

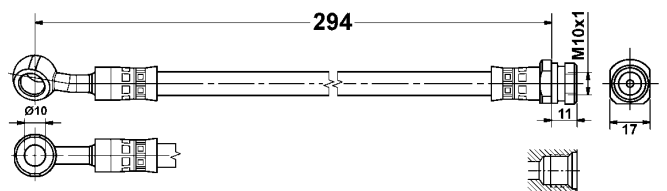
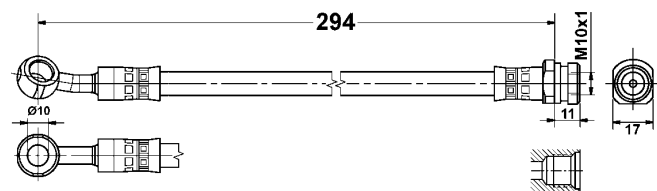


24.5294-0293.3

331515

24.5294-0294.3

331516



# Abbildungen Bremsschläuche

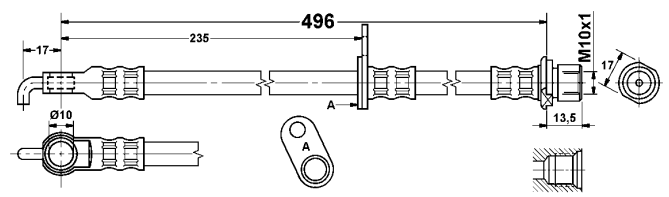
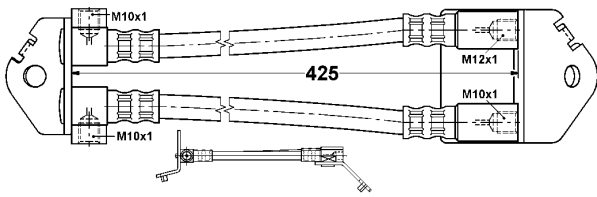
Illustrations brake hoses - Ilustraciones tubos flexible de freno - Illustrations flexibles de frein - Illustrazioni flessibili freno

24.5294-0463.3

331032

24.5295-0496.3

331033

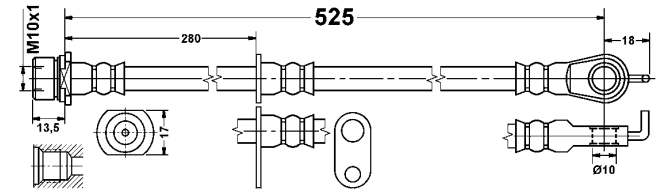
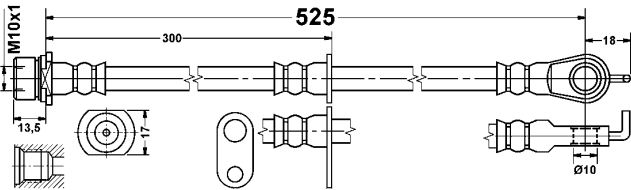


24.5295-0525.3

331353

24.5295-0526.3

331354

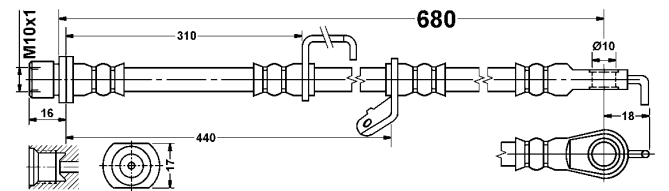
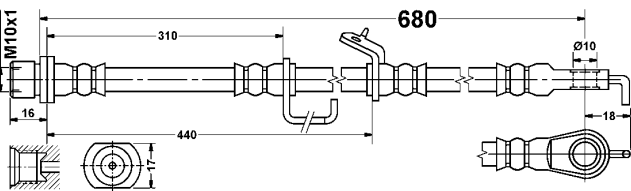


24.5295-0680.3

331355

24.5295-0681.3

331356

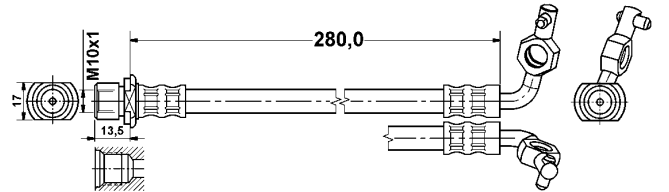
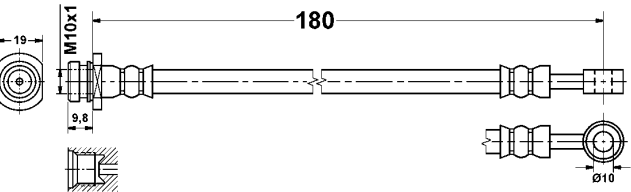


24.5296-0180.3

331575

24.5296-0280.3

331034

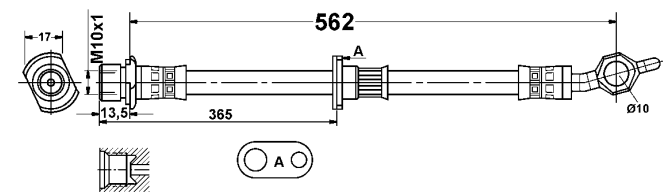
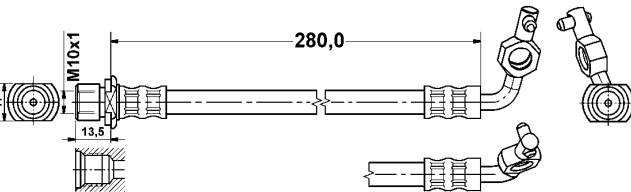


24.5296-0281.3

331035

24.5296-0562.3

331482

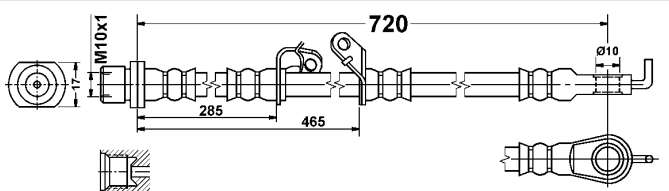
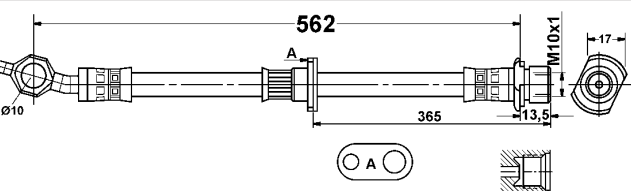


24.5296-0563.3

331483

24.5296-0720.3

331494

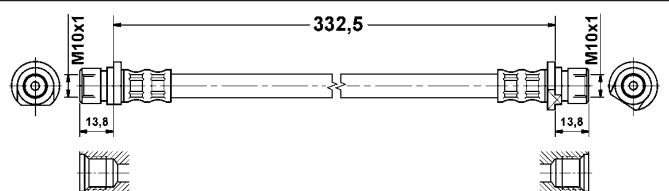
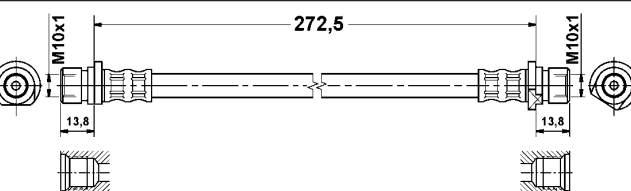


24.5297-0272.3

331036

24.5297-0332.3

331037



# Abbildungen Bremsschläuche

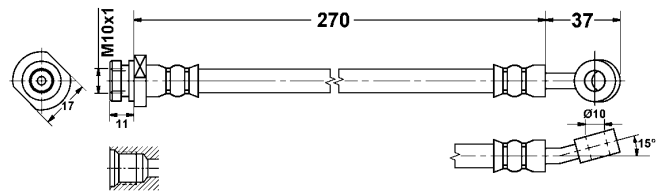
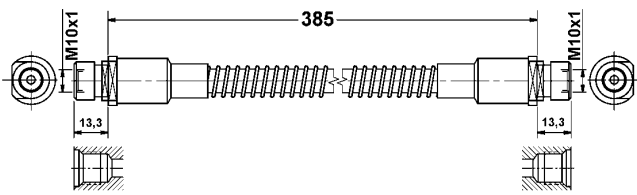
Illustrations brake hoses - Ilustraciones tubos flexible de freno - Illustrations flexibles de frein - Illustrazioni flessibili freno

24.5297-0385.3

331047

24.5298-0270.3

331086

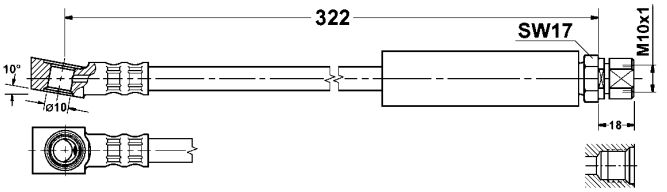
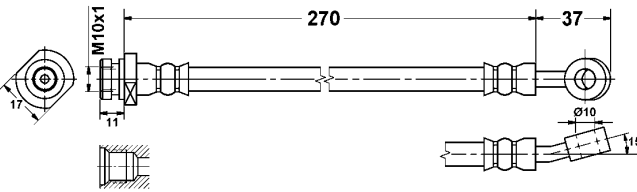


24.5298-0271.3

331087

24.5298-0322.3

331314

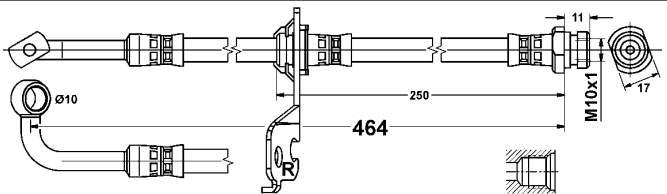
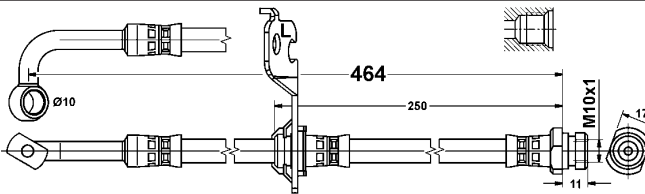


24.5298-0464.3

331358

24.5298-0465.3

331359

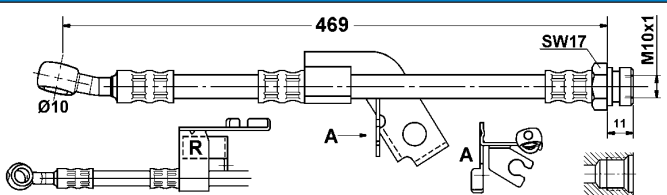
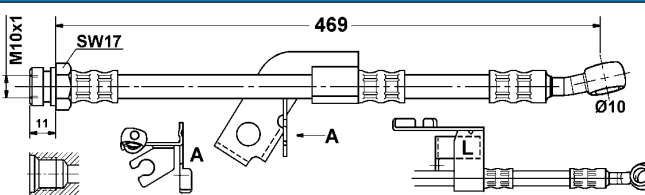


24.5298-0469.3

331191

24.5298-0470.3

331192

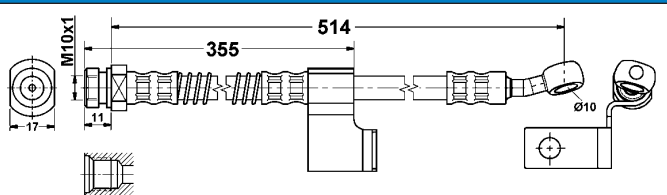
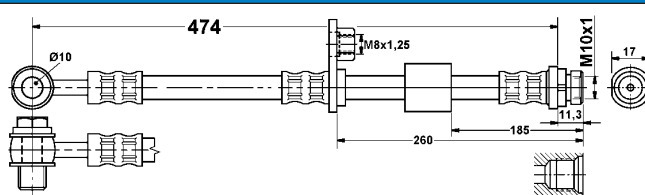


24.5298-0475.3

331255

24.5298-0514.3

331088

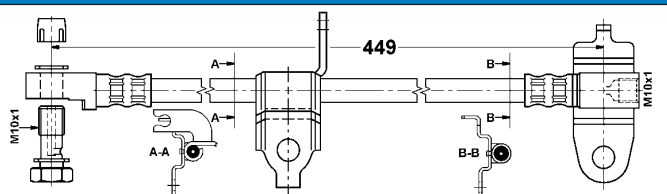
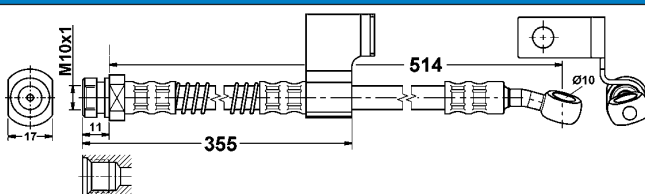


24.5298-0515.3

331166

24.5299-0449.3

331039

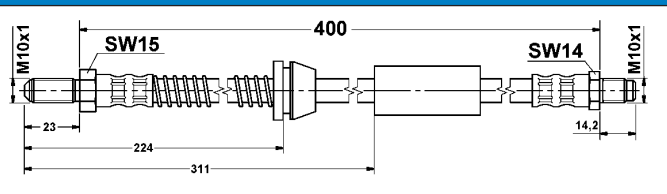
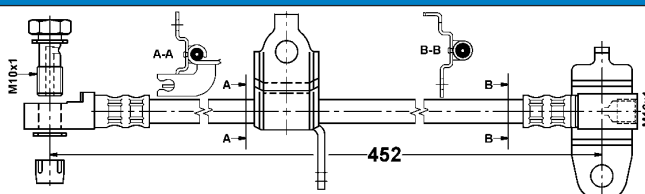


24.5299-0452.3

331040

24.5303-0400.3

330404





# Abbildungen Bremsschläuche

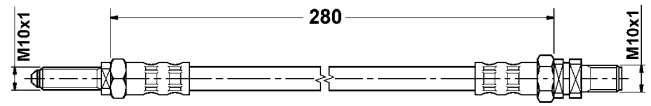
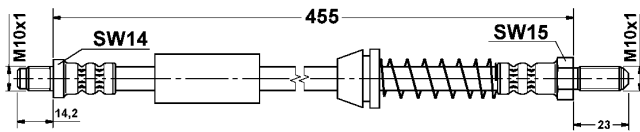
Illustrations brake hoses - Ilustraciones tubos flexible de freno - Illustrations flexibles de frein - Illustrazioni flessibile freno

24.5303-0455.3

330588

24.5304-0280.3

330589

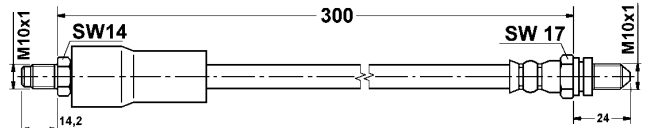
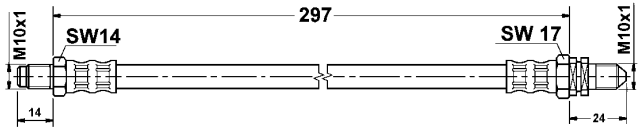


24.5305-0295.3

330657

24.5305-0300.3

330658

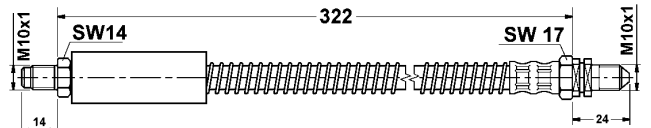
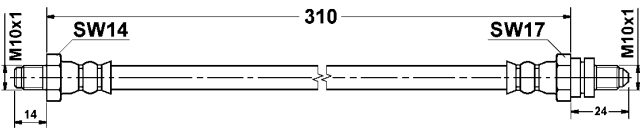


24.5305-0310.3

331326

24.5305-0320.3

330764

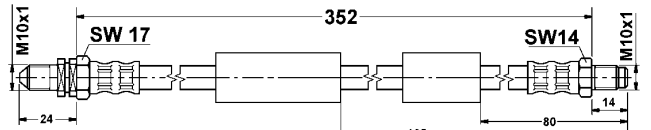
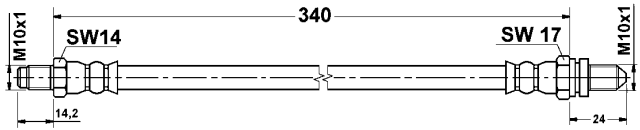


24.5305-0340.3

330659

24.5305-0350.3

330660

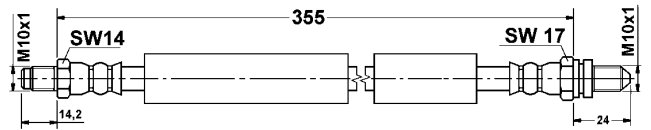
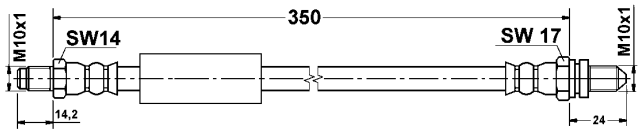


24.5305-0351.3

330687

24.5305-0355.3

330688

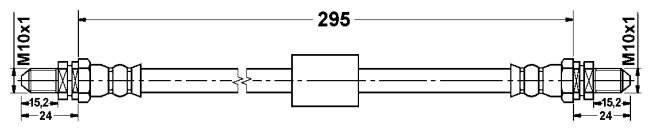
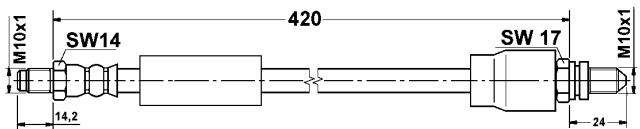


24.5305-0420.3

330661

24.5306-0295.3

330662

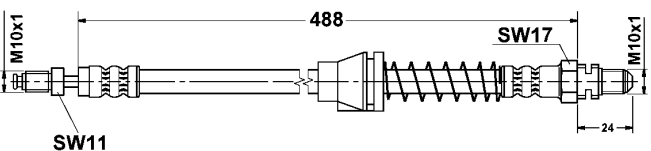
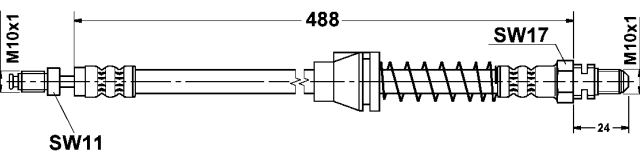


24.5308-0488.3

330776

24.5308-0489.3

330777



# Abbildungen Bremsschläuche

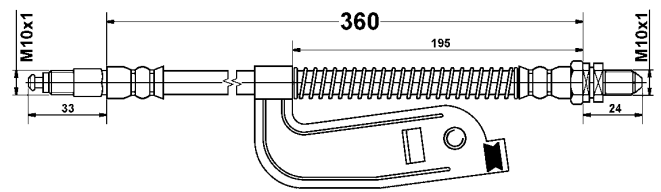
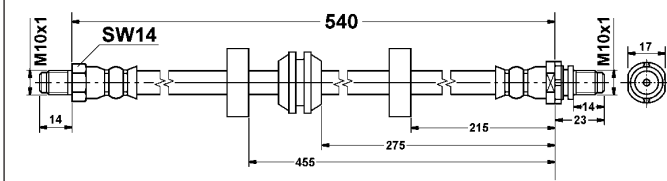
Illustrations brake hoses - Ilustraciones tubos flexible de freno - Illustrations flexibles de frein - Illustrazioni flessibili freno

24.5309-0540.3

331368

24.5312-0360.3

331572

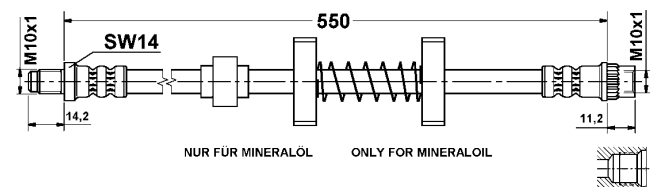
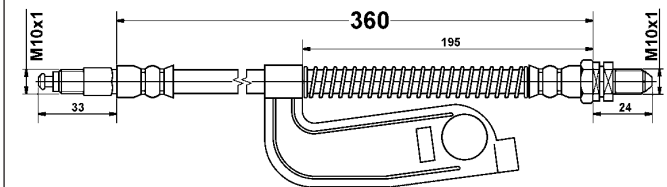


24.5312-0361.3

331573

24.5411-0550.3

330567

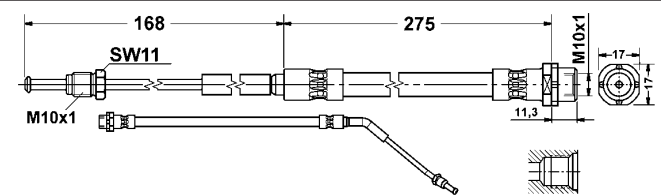
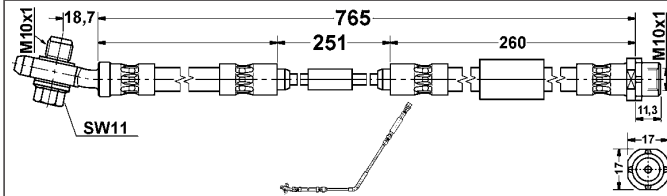


83.1094-0070.3

331228

83.1294-0250.3

331267

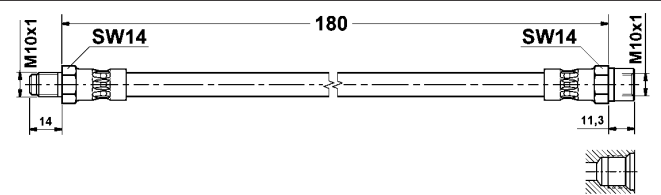
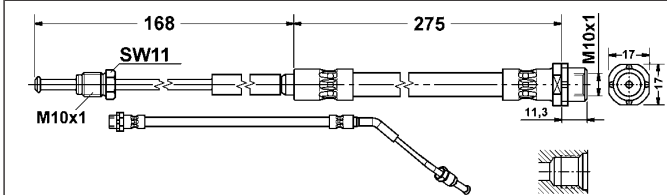


83.1294-0260.3

331268

83.6104-0180.3

330510

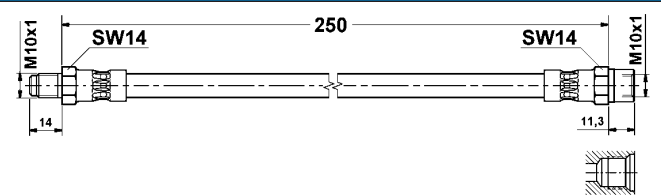
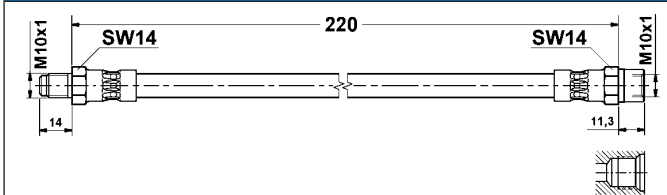


83.6104-0220.3

330474

83.6104-0250.3

330720

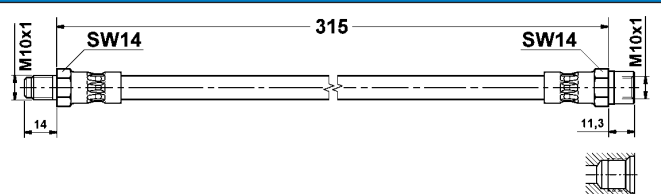
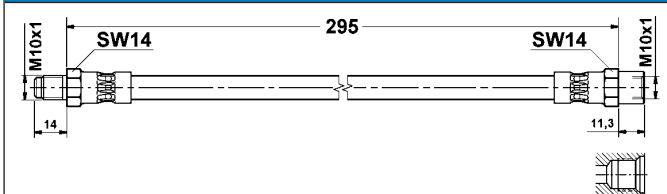


83.6104-0295.3

330244

83.6104-0315.3

330889

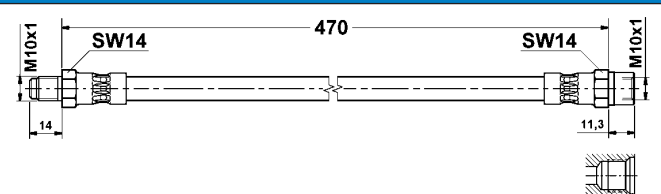
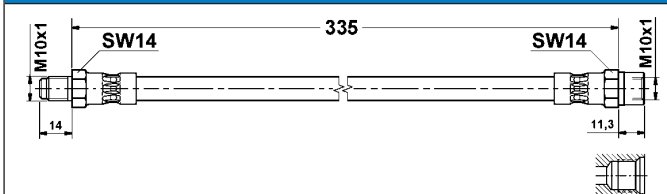


83.6104-0336.3

330451

83.6104-0470.3

330253



# Abbildungen Bremsschläuche

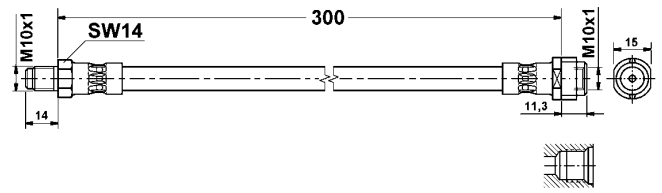
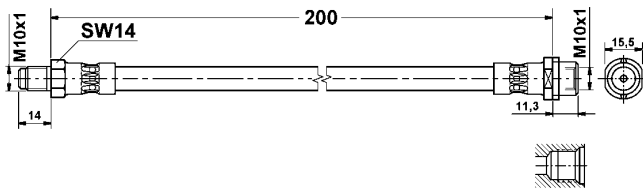
Illustrations brake hoses - Ilustraciones tubos flexible de freno - Illustrations flexibles de frein - Illustrazioni flessibili freno

**83.6105-0200.3**

**330453**

**83.6105-0300.3**

**330537**

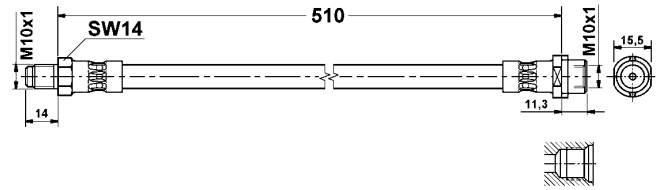
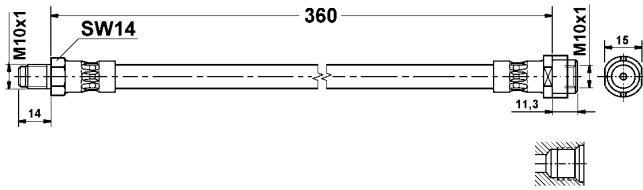


**83.6105-0360.3**

**330635**

**83.6105-0510.3**

**330622**

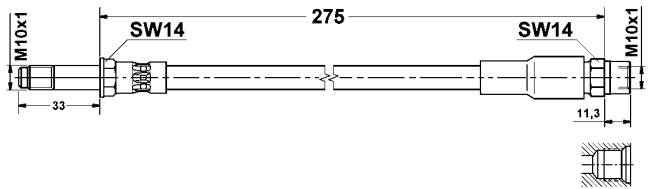
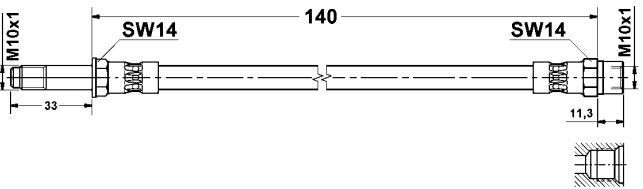


**83.6113-0140.3**

**330482**

**83.6113-0276.3**

**330538**

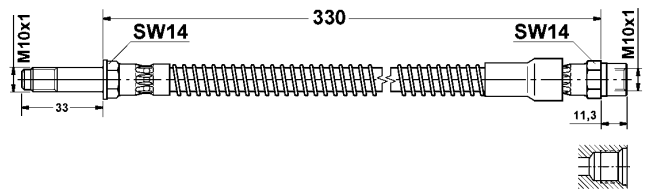
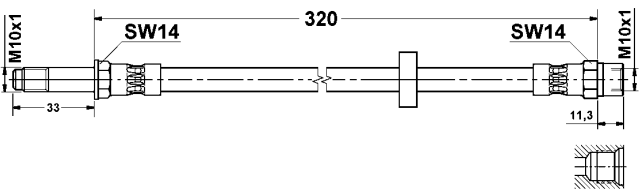


**83.6113-0321.3**

**330621**

**83.6113-0331.3**

**330982**

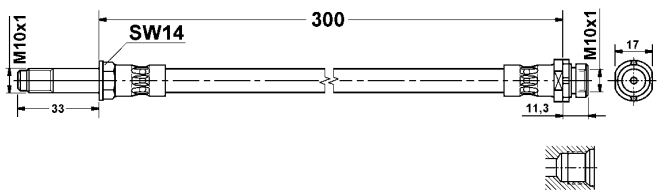
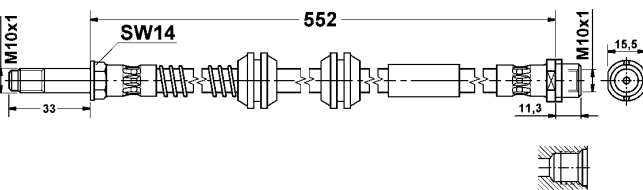


**83.6113-0552.3**

**330864**

**83.6114-0300.3**

**330258**

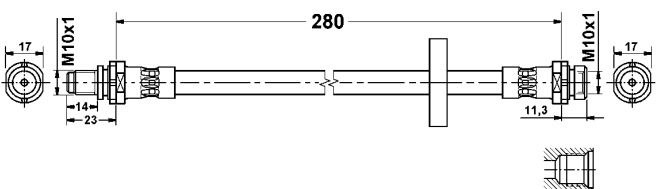
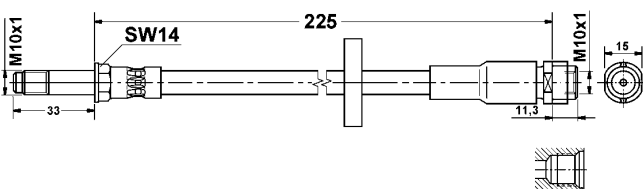


**83.6116-0226.3**

**330454**

**83.6118-0281.3**

**330483**

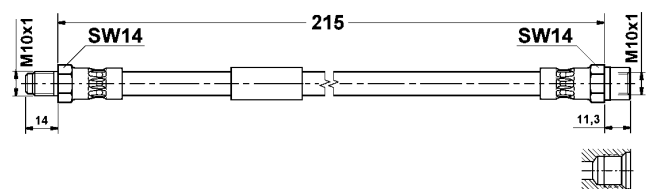
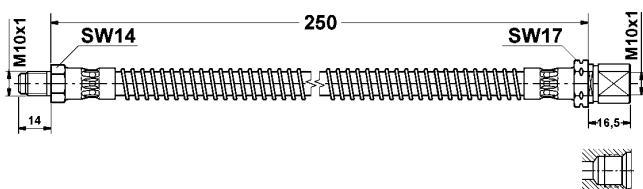


**83.6121-0250.3**

**330260**

**83.6124-0218.3**

**330455**



# Abbildungen Bremsschläuche

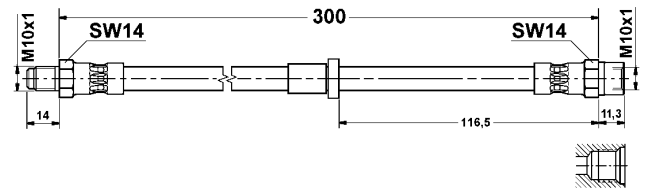
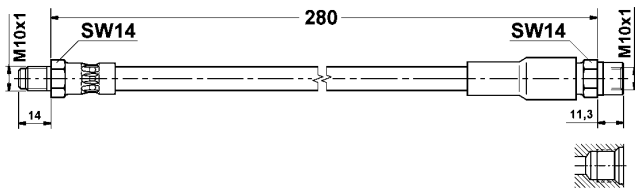
Illustrations brake hoses - Ilustraciones tubos flexible de freno - Illustrations flexibles de frein - Illustrazioni flessibili freno

83.6124-0282.3

330490

83.6124-0304.3

330983

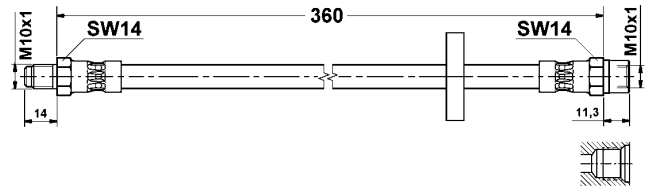
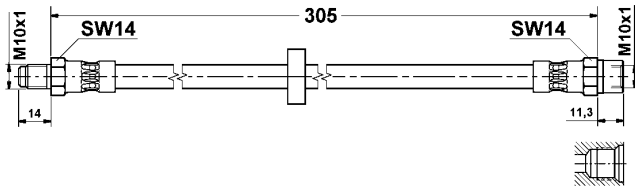


83.6124-0305.3

330723

83.6124-0362.3

330715

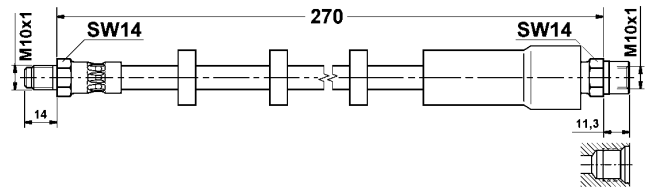
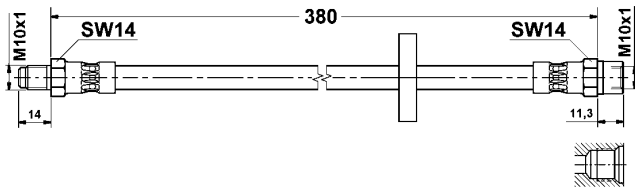


83.6124-0380.3

330268

83.6134-0270.3

330779

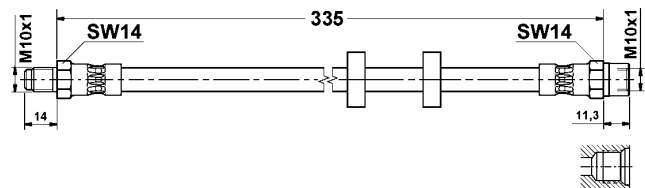
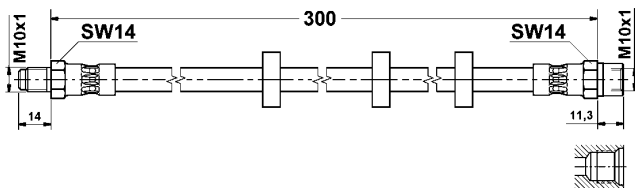


83.6134-0300.3

330725

83.6134-0335.3

330277

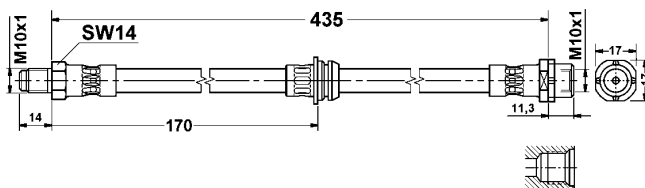
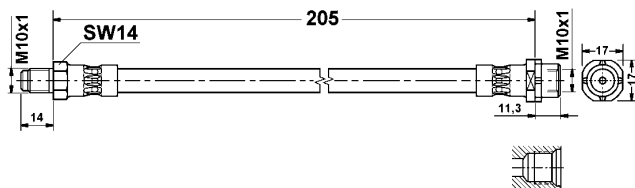


83.6150-0206.3

330978

83.6150-0436.3

330890

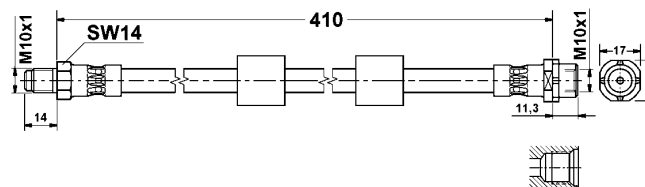
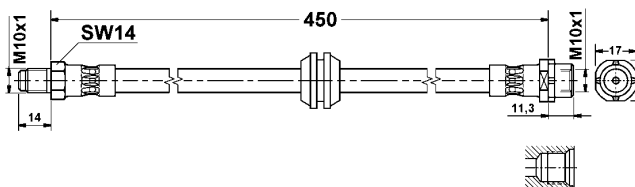


83.6150-0451.3

330283

83.6151-0411.3

330461

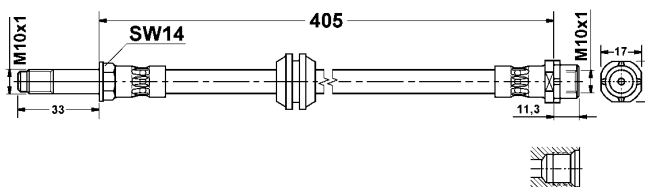
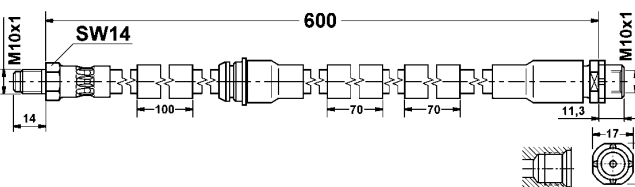


83.6151-0602.3

330893

83.6152-0406.3

330789



# Abbildungen Bremsschläuche

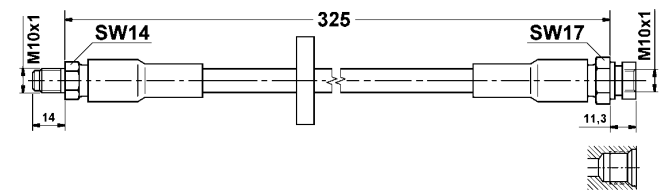
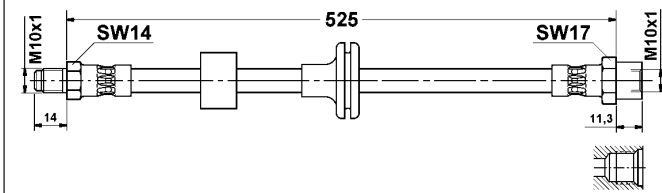
Illustrations brake hoses - Ilustraciones tubos flexible de freno - Illustrations flexibles de frein - Illustrazioni flessibili freno

83.6154-0526.3

330285

83.6155-0327.3

330287

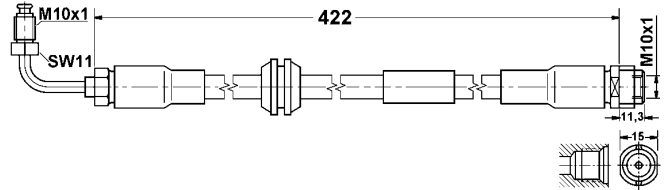
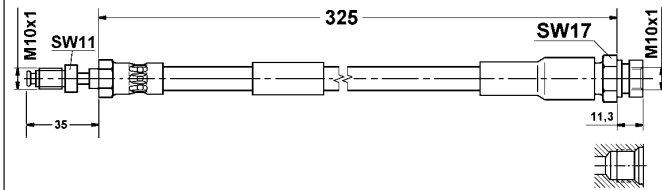


83.6169-0325.3

330546

83.6169-0418.3

330894

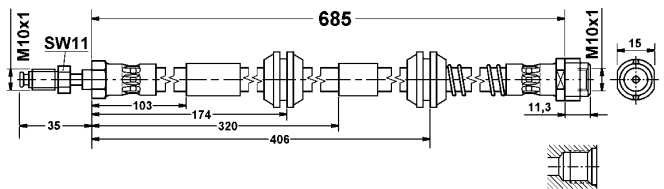
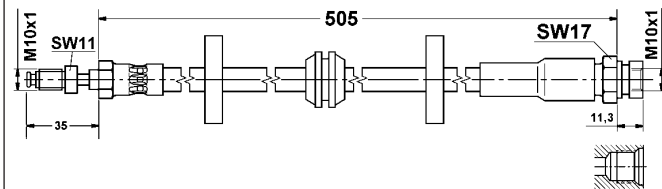


83.6169-0505.3

330288

83.6169-0685.3

330984

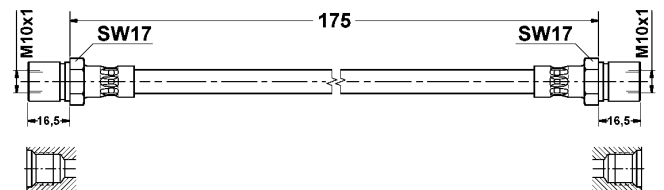
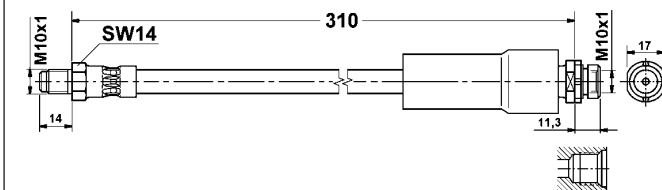


83.6188-0311.3

330291

83.6201-0175.3

330663

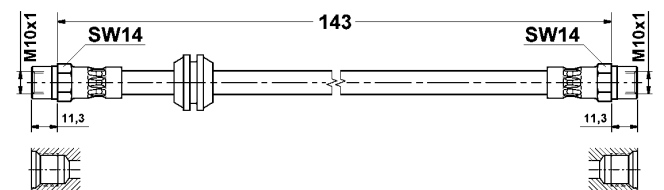
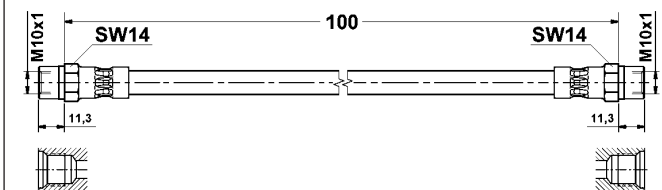


83.6204-0100.3

330441

83.6204-0143.3

330304

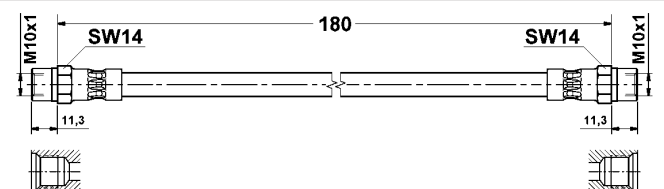
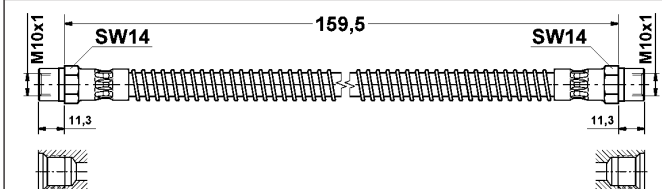


83.6204-0158.3

330773

83.6204-0180.3

330547

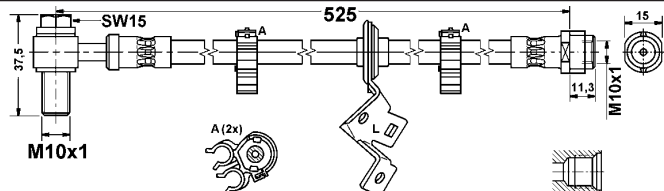
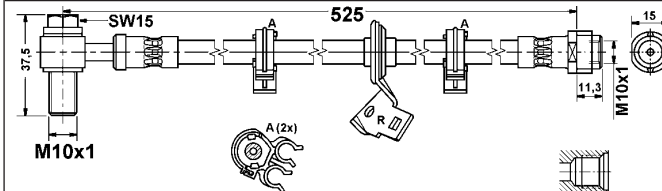


83.6211-0535.3

330627

83.6211-0536.3

330628



# Abbildungen Bremsschläuche

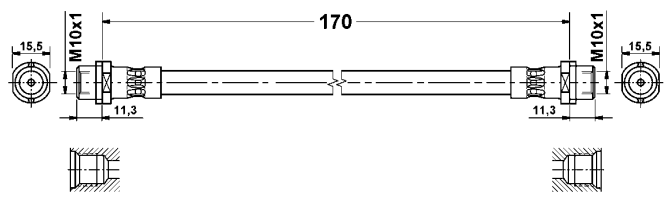
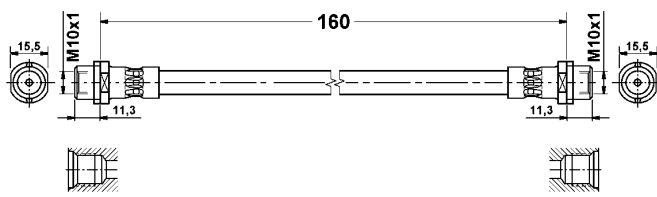
Illustrations brake hoses - Ilustraciones tubos flexible de freno - Illustrations flexibles de frein - Illustrazioni flessibili freno

83.6212-0160.3

330318

83.6212-0170.3

330625

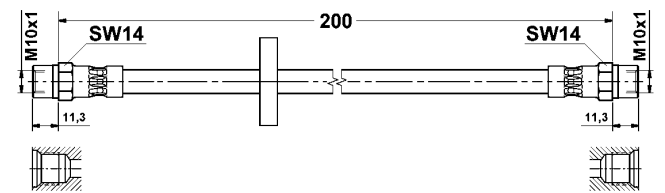
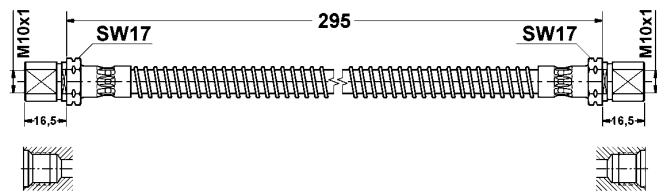


83.6220-0296.3

330324

83.6224-0200.3

330729

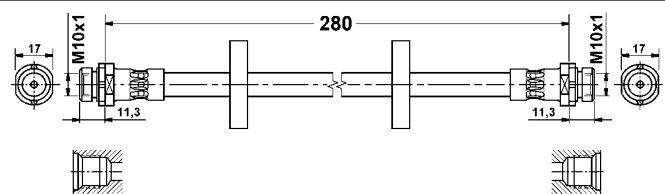
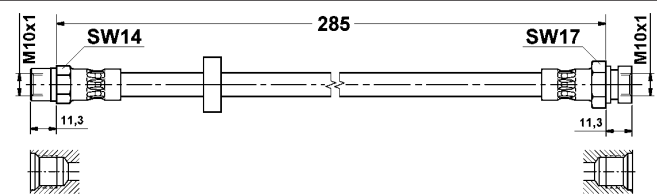


83.6225-0287.3

330735

83.6227-0281.3

330424

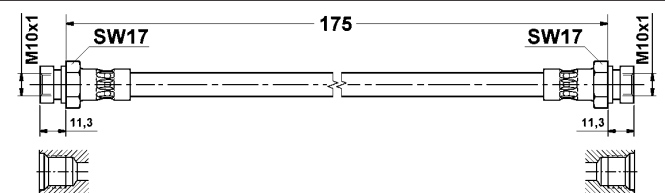
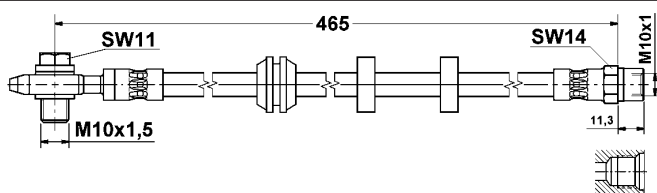


83.6232-0465.3

330736

83.6236-0175.3

330710

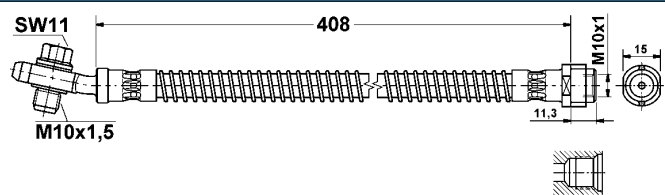
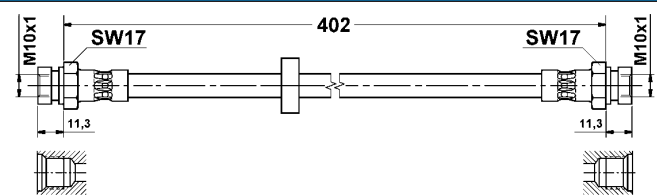


83.6236-0402.3

330464

83.6238-0408.3

330895

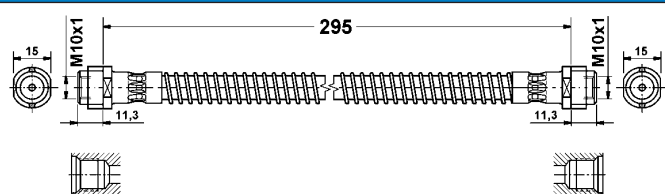
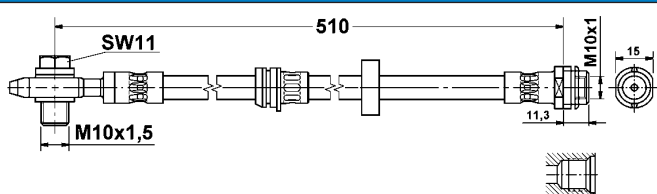


83.6238-0508.3

330631

83.6239-0297.3

330643

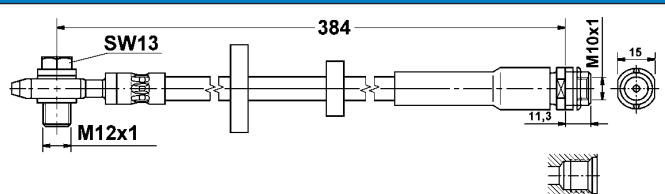
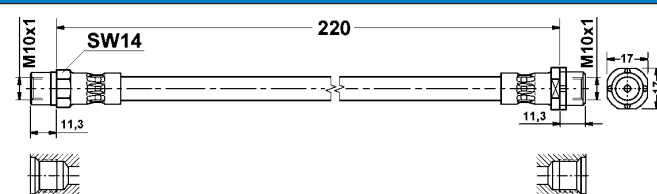


83.6240-0220.3

330465

83.6243-0385.3

330632



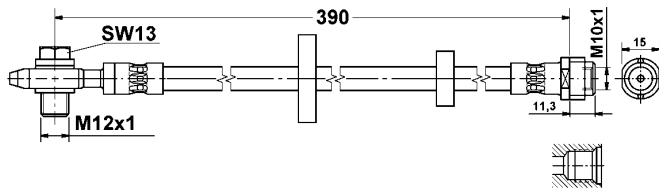


# Abbildungen Bremsschläuche

Illustrations brake hoses - Ilustraciones tubos flexible de freno - Illustrations flexibles de frein - Illustrazioni flessibili freno

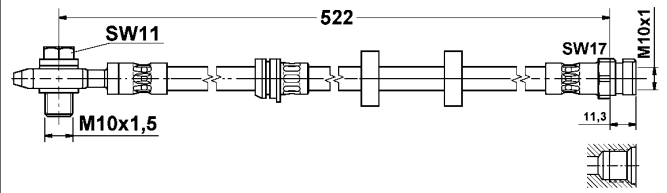
83.6243-0393.3

330629



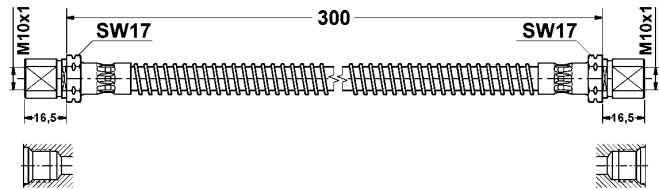
83.6247-0522.3

330595



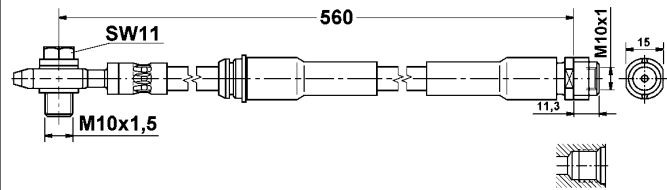
83.6251-0301.3

330556



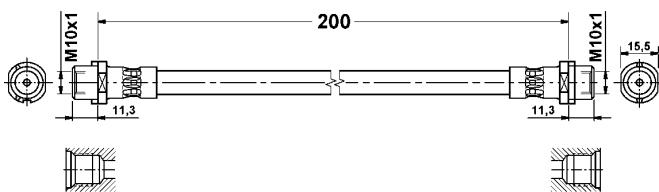
83.6252-0560.3

330557



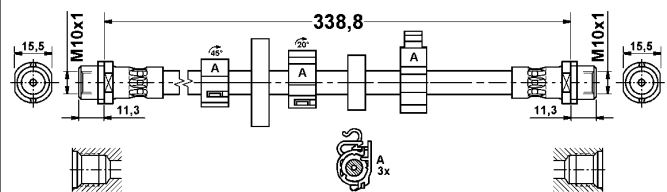
83.6255-0200.3

330896



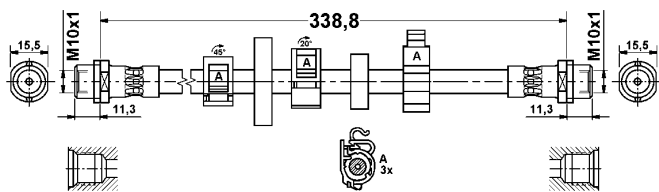
83.6255-0337.3

330744



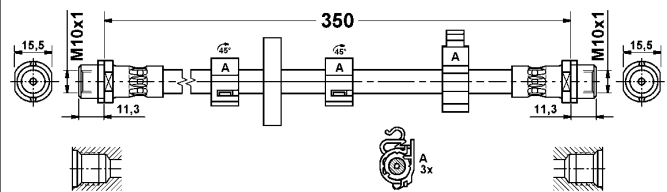
83.6255-0340.3

330745



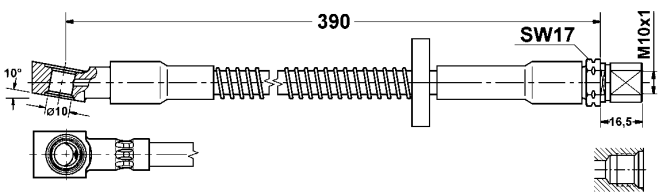
83.6255-0353.3

330481



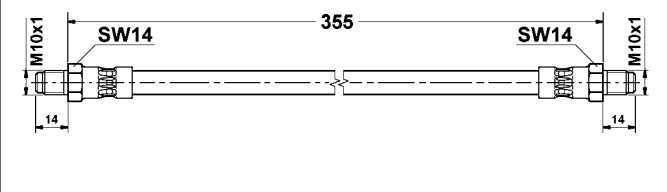
83.6289-0391.3

330341



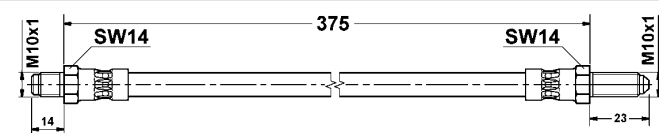
83.6301-0355.3

330343



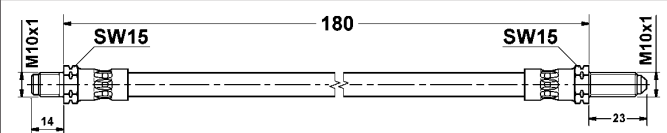
83.6314-0375.3

330558



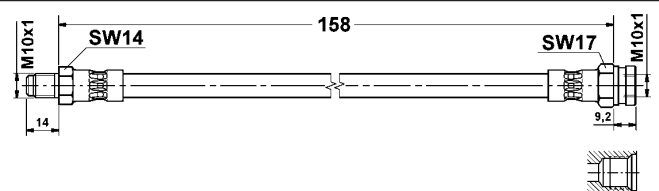
83.6327-0180.3

330740



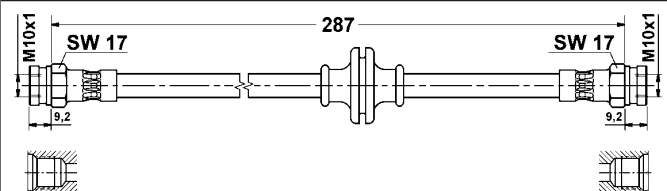
83.6401-0159.3

330746



83.6501-0282.3

330769



# Abbildungen Bremsschläuche

Illustrations brake hoses - Ilustraciones tubos flexible de freno - Illustrations flexibles de frein - Illustrazioni flessibili freno

<p><b>83.7101-9219.3</b> <b>330903</b></p>	<p><b>83.7101-9399.3</b> <b>330904</b></p>
<p><b>83.7101-9489.3</b> <b>330906</b></p>	<p><b>83.7101-9504.3</b> <b>330898</b></p>
<p><b>83.7114-0376.3</b> <b>330373</b></p>	<p><b>83.7119-0180.3</b> <b>330634</b></p>
<p><b>83.7188-0446.3</b> <b>330664</b></p>	<p><b>83.7201-9173.3</b> <b>330868</b></p>
<p><b>83.7216-0404.3</b> <b>330374</b></p>	<p><b>83.7247-0603.3</b> <b>330899</b></p>
<p><b>83.7249-0536.3</b> <b>330900</b></p>	<p><b>83.7704-0266.3</b> <b>330979</b></p>
<p><b>83.7704-0281.3</b> <b>330804</b></p>	<p><b>83.7705-0342.3</b> <b>331273</b></p>

# Abbildungen Bremsschläuche

Illustrations brake hoses - Ilustraciones tubos flexible de freno - Illustrations flexibles de frein - Illustrazioni flessibili freno

<p><b>83.7705-0386.3</b>      <b>330828</b></p>	<p><b>83.7713-0294.3</b>      <b>331518</b></p>
<p><b>83.7713-0347.3</b>      <b>330986</b></p>	<p><b>83.7713-0366.3</b>      <b>331100</b></p>
<p><b>83.7713-0476.3</b>      <b>331116</b></p>	<p><b>83.7713-0483.3</b>      <b>331229</b></p>
<p><b>83.7713-0487.3</b>      <b>331342</b></p>	<p><b>83.7714-0391.3</b>      <b>330980</b></p>
<p><b>83.7715-0380.3</b>      <b>331269</b></p>	<p><b>83.7716-0363.3</b>      <b>330829</b></p>
<p><b>83.7716-0397.3</b>      <b>330790</b></p>	<p><b>83.7716-0398.3</b>      <b>330987</b></p>
<p><b>83.7724-0202.3</b>      <b>330852</b></p>	<p><b>83.7724-0268.3</b>      <b>331076</b></p>

# Abbildungen Bremsschläuche

Illustrations brake hoses - Ilustraciones tubos flexible de freno - Illustrations flexibles de frein - Illustrazioni flessibile freno

<p><b>83.7724-0467.3</b> <b>331274</b></p>	<p><b>83.7750-0482.3</b> <b>331270</b></p>
<p><b>83.7750-0513.3</b> <b>331051</b></p>	<p><b>83.7750-0524.3</b> <b>331230</b></p>
<p><b>83.7751-0417.3</b> <b>331102</b></p>	<p><b>83.7751-0425.3</b> <b>331271</b></p>
<p><b>83.7751-0495.3</b> <b>331104</b></p>	<p><b>83.7751-0502.3</b> <b>331109</b></p>
<p><b>83.7751-0520.3</b> <b>331052</b></p>	<p><b>83.7751-0553.3</b> <b>331103</b></p>
<p><b>83.7752-0236.3</b> <b>331118</b></p>	<p><b>83.7769-0275.3</b> <b>331207</b></p>
<p><b>83.7769-0398.3</b> <b>331472</b></p>	<p><b>83.7769-0417.3</b> <b>331474</b></p>

# Abbildungen Bremsschläuche

Illustrations brake hoses - Ilustraciones tubos flexible de freno - Illustrations flexibles de frein - Illustrazioni flessibili freno

<p><b>83.7769-0493.3</b> <b>330861</b></p>	<p><b>83.7769-0561.3</b> <b>331105</b></p>
<p><b>83.7769-0713.3</b> <b>331097</b></p>	<p><b>83.7788-0382.3</b> <b>330971</b></p>
<p><b>83.7788-0383.3</b> <b>330972</b></p>	<p><b>83.7788-0386.3</b> <b>331231</b></p>
<p><b>83.7788-0393.3</b> <b>331523</b></p>	<p><b>83.7788-0409.3</b> <b>330981</b></p>
<p><b>83.7788-0414.3</b> <b>330988</b></p>	<p><b>83.7788-0425.3</b> <b>331232</b></p>
<p><b>83.7788-0435.3</b> <b>331119</b></p>	<p><b>83.7788-0472.3</b> <b>331120</b></p>
<p><b>83.7804-0150.3</b> <b>330853</b></p>	<p><b>83.7807-0412.3</b> <b>331098</b></p>

# Abbildungen Bremsschläuche

Illustrations brake hoses - Ilustraciones tubos flexible de freno - Illustrations flexibles de frein - Illustrazioni flessibile freno

<p><b>83.7812-0200.3</b>      <b>330846</b></p>	<p><b>83.7812-0400.3</b>      <b>331214</b></p>
<p><b>83.7813-0295.3</b>      <b>330799</b></p>	<p><b>83.7813-0315.3</b>      <b>330870</b></p>
<p><b>83.7824-0180.3</b>      <b>330812</b></p>	<p><b>83.7827-0245.3</b>      <b>331113</b></p>
<p><b>83.7827-0300.3</b>      <b>330902</b></p>	<p><b>83.7827-0321.3</b>      <b>330862</b></p>
<p><b>83.7835-0412.3</b>      <b>331275</b></p>	<p><b>83.7836-0135.3</b>      <b>330816</b></p>
<p><b>83.7838-0370.3</b>      <b>331122</b></p>	<p><b>83.7838-0371.3</b>      <b>331123</b></p>
<p><b>83.7838-0376.3</b>      <b>331475</b></p>	<p><b>83.7838-0377.3</b>      <b>331476</b></p>



# Abbildungen Bremsschläuche

Illustrations brake hoses - Ilustraciones tubos flexible de freno - Illustrations flexibles de frein - Illustrazioni flessibile freno

<p><b>83.7847-0254.3</b> <b>331233</b></p>	<p><b>83.7847-0257.3</b> <b>331234</b></p>
<p><b>83.7847-0620.3</b> <b>331110</b></p>	<p><b>83.7849-0145.3</b> <b>331106</b></p>
<p><b>83.7849-0236.3</b> <b>330873</b></p>	<p><b>83.7849-0243.3</b> <b>331099</b></p>
<p><b>83.7849-0250.3</b> <b>331111</b></p>	<p><b>83.7849-0419.3</b> <b>331114</b></p>
<p><b>83.7849-0426.3</b> <b>331235</b></p>	<p><b>83.7849-0502.3</b> <b>331125</b></p>
<p><b>83.7849-0554.3</b> <b>331112</b></p>	<p><b>83.7850-0180.3</b> <b>331054</b></p>
<p><b>83.7850-0205.3</b> <b>331115</b></p>	<p><b>83.7855-0354.3</b> <b>331236</b></p>

# Abbildungen Bremsschläuche

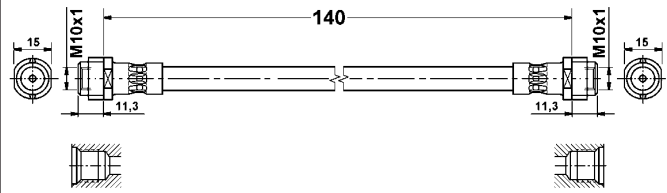
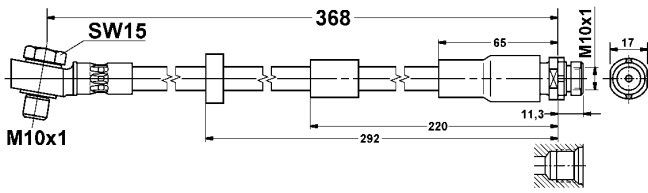
Illustrations brake hoses - Ilustraciones tubos flexible de freno - Illustrations flexibles de frein - Illustrazioni flessibile freno

**83.7856-0369.3**

**331237**

**83.7858-0140.3**

**330837**

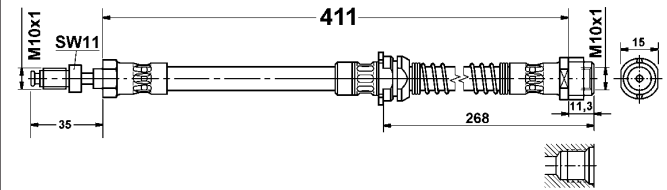
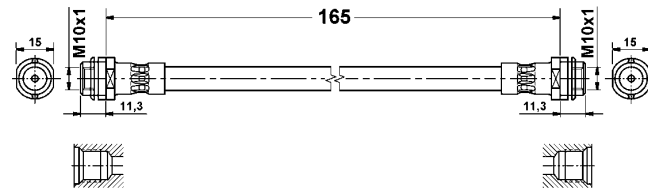


**83.7858-0165.3**

**331107**

**83.8569-0412.3**

**331489**





**DE** Technische Übersetzungen

**EN** Technical translations

**ES** Traducciones técnicas












**FR** Traductions techniques

**IT** Traduzioni tecniche

**2019**

# Technische Übersetzungen

Technical translations - Traducciones técnicas - Traductions techniques - Traduzioni tecniche

DE		DE	
	Bremssattel	<b>Abmessungen beachten</b>	Abmessungen beachten
	Bremsschlauch	<b>- ABS</b>	für Fahrzeuge ohne ABS
	hinten	<b>Achsausführung</b>	Achsausführung
	Hinterachse links	<b>Achsnummer</b>	Achsnummer
	Hinterachse rechts	<b>AKE</b>	Bremssystem, Akebono
	mitte	<b>ALU</b>	Bremssattel aus Aluminium Aluminium
	oben	<b>Aluminium/ Grauguss</b>	Aluminium/Grauguss
	unten	<b>am Brems- sattel</b>	am Bremssattel
	vorne	<b>Anschluss- gewinde</b>	Anschlussgewinde
	Vorderachse links	<b>Artikel- nummer des empfohlenen Zubehörs</b>	Artikelnummer des empfohlenen Zube- hörs
	Vorderachse rechts	<b>- ASR</b>	für Fahrzeuge ohne ASR
		<b>außen</b>	außen
<b>+ ABS</b>	für Fahrzeuge mit ABS	<b>Außenge- winde 1 [mm]</b>	Außengewinde 1 [mm]
<b>+ ASC</b>	für Fahrzeuge mit ASC	<b>Außenge- winde 2 [mm]</b>	Außengewinde 2 [mm]
<b>+ ASR</b>	für Fahrzeuge mit ASR	<b>Außensechs- kant</b>	Außensechskant
<b>+ AUS</b>	Australien	<b>Austausch- teil</b>	Austauschteil
<b>+ D</b>	Deutschland	<b>Automatikge- triebe</b>	Automatikgetriebe
<b>+ eFSB</b>	Bremssattel mit Stellelement für elektr. Feststellbremse für Fahrzeuge mit elektronischer Feststellbremse	<b>Baumuster</b>	Baumuster
<b>+ EMot</b>	mit Elektromotor	<b>BDX</b>	Bremssystem, Bendix
<b>+ ESP</b>	für Fahrzeuge mit ESP	<b>Bördelform</b>	Bördelform
<b>+ FSB</b>	Bremssattel m. integr. Feststellbremse	<b>BOS</b>	Bremssystem, Bosch
<b>+ Halter</b>	mit Halter	<b>BRE</b>	Bremssystem, Brembo
<b>+ J</b>	Japan	<b>Bremssattel</b>	Bremssattel
<b>+PR</b>	für PR-Nummer	<b>Bremssatte- lachssatz</b>	Bremssattelachssatz
<b>+ USA</b>	USA	<b>Bremssattel- farbe</b>	Bremssattelfarbe
<b>+ WK</b>	inkl. Verschleißwarnkontakt		
<b>+ Zub</b>	mit Zubehör		



# Technische Übersetzungen

Technical translations - Traducciones técnicas - Traductions techniques - Traduzioni tecniche

DE		DE	
<b>Bremssattelhaltersatz</b>	Bremssattelhaltersatz	<b>für Einfachbereifung</b>	für Einfachbereifung
<b>Bremsschlauch</b>	Bremsschlauch	<b>für erhöhte Nutzlast</b>	für erhöhte Nutzlast
<b>- D</b>	Deutschland	<b>für Fahrzeuge mit 3. Sitzreihe</b>	für Fahrzeuge mit 3. Sitzreihe
<b>Dichtungssatz, Bremssattel</b>	Dichtungssatz, Bremssattel	<b>für Fahrzeuge mit AMG-Sportpaket</b>	für Fahrzeuge mit AMG-Sportpaket
<b>DIN/ISO</b>	DIN/ISO	<b>für Fahrzeuge mit Bremskraftregler</b>	für Fahrzeuge mit Bremskraftregler
<b>- eFSB</b>	für Fahrzeuge ohne elektronische Feststellbremse	<b>für Fahrzeuge mit Bremskraftverstärker</b>	für Fahrzeuge mit Bremskraftverstärker
<b>- ESP</b>	für Fahrzeuge ohne ESP	<b>für Fahrzeuge mit erhöhter Bodenfreiheit</b>	für Fahrzeuge mit erhöhter Bodenfreiheit
<b>F</b>	F	<b>für Fahrzeuge mit Keramikbremse</b>	für Fahrzeuge mit Keramikbremse
<b>Feder, Bremssattel</b>	Feder, Bremssattel	<b>für Fahrzeuge mit Klimaanlage</b>	für Fahrzeuge mit Klimaanlage
<b>Felge Lochzahl</b>	Felge Lochzahl	<b>für Fahrzeuge mit Niveauregulierung</b>	für Fahrzeuge mit Niveauregulierung
<b>Felgengröße [Zoll]</b>	Felgengröße [Zoll]	<b>für Fahrzeuge mit Scheibenbremse an der Hinterachse</b>	für Fahrzeuge mit Scheibenbremse an der Hinterachse
<b>Flanschlochdurchmesser [mm]</b>	Flanschlochdurchmesser [mm]	<b>für Fahrzeuge mit Schlechtwegeausführung</b>	für Fahrzeuge mit Schlechtwegeausführung
<b>Frankreich</b>	Frankreich	<b>für Fahrzeuge mit Servolenkung</b>	für Fahrzeuge mit Servolenkung
<b>Frontantrieb</b>	Frontantrieb		
<b>Führungsbolzen, Bremssattel</b>	Führungsbolzen, Bremssattel		
<b>Führungshülzensatz, Bremssattel</b>	Führungshülzensatz, Bremssattel		
<b>für Artikelnummer</b>	für Artikelnummer		
<b>für Automatikgetriebe</b>	für Automatikgetriebe		
<b>für Behördenfahrzeuge</b>	für Behördenfahrzeuge		
<b>für Brems Scheibendicke [mm]</b>	für Brems Scheibendicke [mm]		
<b>für Brems Scheibendurchmesser [mm]</b>	für Brems Scheibendurchmesser [mm]		
<b>für Doppelbereifung</b>	für Doppelbereifung		

# Technische Übersetzungen

Technical translations - Traducciones técnicas - Traductions techniques - Traduzioni tecniche

DE		DE	
für Fahrzeuge mit Sportfahrwerk	für Fahrzeuge mit Sportfahrwerk	für Fahrzeuge ohne Schlechtwegeausführung	für Fahrzeuge ohne Schlechtwegeausführung
für Fahrzeuge mit Sportpaket	für Fahrzeuge mit Sportpaket	für Fahrzeuge ohne Sportfahrwerk	für Fahrzeuge ohne Sportfahrwerk
für Fahrzeuge mit Trommelbremse an der Hinterachse	für Fahrzeuge mit Trommelbremse an der Hinterachse	für Fahrzeuge ohne Sportpaket	für Fahrzeuge ohne Sportpaket
für Fahrzeuge mit verstärktem Fahrwerk	für Fahrzeuge mit verstärktem Fahrwerk	für Fahrzeuge ohne verstärktes Fahrwerk	für Fahrzeuge ohne verstärktes Fahrwerk
für Fahrzeuge mit verstärkter Bremse	für Fahrzeuge mit verstärkter Bremse	für Fahrzeuge ohne Vierradlenkung	für Fahrzeuge ohne Vierradlenkung
für Fahrzeuge mit Vierradlenkung	für Fahrzeuge mit Vierradlenkung	für gepanzerte Fahrzeuge	für gepanzerte Fahrzeuge
für Fahrzeuge ohne AMG-Sportpaket	für Fahrzeuge ohne AMG-Sportpaket	für Kolben-Ø [mm]	für Kolben-Ø [mm]
für Fahrzeuge ohne Bremskraftregler	für Fahrzeuge ohne Bremskraftregler	für Linkslenker	für Linkslenker
für Fahrzeuge ohne Bremskraftverstärker	für Fahrzeuge ohne Bremskraftverstärker	für Motornummer	für Motornummer
für Fahrzeuge ohne Keramikbremse	für Fahrzeuge ohne Keramikbremse	für Polizeifahrzeuge	für Polizeifahrzeuge
für Fahrzeuge ohne Klimaanlage	für Fahrzeuge ohne Klimaanlage	für Rechtslenker	für Rechtslenker
für Fahrzeuge ohne Niveauregulierung	für Fahrzeuge ohne Niveauregulierung	für Reifenabmessung	für Reifenabmessung
		für Schaltgetriebe	für Schaltgetriebe
		für Sonderfahrzeuge	für Sonderfahrzeuge
		für Taxifahrzeuge	für Taxifahrzeuge
		für verlängerten Radstand	für verlängerten Radstand
		Generischer Artikel	Generischer Artikel
		GG	Bremssattel aus Gusseisen Grauguss





# Technische Übersetzungen

Technical translations - Traducciones técnicas - Traductions techniques - Traduzioni tecniche

DE		DE	
grau	grau	mit Klemmhalter	mit Klemmhalter
Groß Britan-nien	Groß Britannien	mit Leichtme-tallfelge	mit Leichtmetallfelge
- Halter	ohne Halter	mit Rohrlei-tung	mit Rohrleitung
Halter, Bremssattel	Halter, Bremssattel	Motorcode	Motorcode
HH-Brems-kreisauftei-lung (VA +HA/VA+HA)	HH-Bremskreisaufteilung (VA+HA/VA+HA)	Nabendurch-messer [mm]	Nabendurchmesser [mm]
Informati-onsart	Informationsart	nicht für Ausstat-tungsvari-ante	nicht für Ausstattungsvariante
innen	innen	nicht für Baumuster	nicht für Baumuster
Innenge-winde 1 [mm]	Innengewinde 1 [mm]	nicht für Behörden-fahrzeuge	nicht für Behördenfahrzeuge
Innensechs-kant	Innensechskant	nicht für Bremssattel-farbe	nicht für Bremssattelfarbe
Japan	Japan	nicht für Campingfahr-zeuge	nicht für Campingfahrzeuge
Kombi	Kombi	nicht für erhöhte Nutz-last	nicht für erhöhte Nutzlast
kurzer Radstand	kurzer Radstand	nicht für Fahrzeuge mit verstärkter Bremse	nicht für Fahrzeuge mit verstärkter Bremse
L=	Länge [mm]	nicht für Felgengröße [Zoll]	nicht für Felgengröße [Zoll]
L=	Länge über Alles [mm]	nicht für gepanzerte Fahrzeuge	nicht für gepanzerte Fahrzeuge
L1=	Länge 1 [mm]	nicht für kalte Klima-zonen	nicht für kalte Klimazonen
L2=	Länge 2 [mm]	nicht für Multi-link Achse	nicht für Multi-link Achse
langer Radstand	langer Radstand	nicht für Poli-zeifahrzeuge	nicht für Polizeifahrzeuge
Made in	Fahrzeugproduktionsland		
Menge	Menge		
mit Brems-sattel-schrauben	mit Bremssattelschrauben		
mit Einfach-bereifung	mit Einfachbereifung		
mit Falten-balg	mit Faltenbalg		
mit Flansch	mit Flansch		
mit Führungs-bolzen	mit Führungsbolzen		
mit Hohl-schraube	mit Hohlschraube		

# Technische Übersetzungen












Technical translations - Traducciones tecnicas - Traductions techniques - Traduzioni tecniche

DE		DE	
<b>nicht für Reifenabmessung</b>	nicht für Reifenabmessung	<b>Raddurchmesser [Zoll]</b>	Raddurchmesser [Zoll]
<b>nicht für Sonderfahrzeuge</b>	nicht für Sonderfahrzeuge	<b>Radstand [mm]</b>	Radstand [mm]
<b>nicht für Taxifahrzeuge</b>	nicht für Taxifahrzeuge	<b>rot</b>	rot
<b>nicht für verlängerten Radstand</b>	nicht für verlängerten Radstand	<b>Schaltgetriebe</b>	Schaltgetriebe
<b>NIS</b>	Bremssystem, Nissin	<b>Scheibenbremse</b>	Scheibenbremse
<b>normale Dämpfung</b>	normale Dämpfung	<b>Schlüsselweite</b>	Schlüsselweite
<b>nur in Verbindung mit</b>	nur in Verbindung mit	<b>Schraube, Bremssattel</b>	Schraube, Bremssattel
<b>nur paarweise austauschen</b>	nur paarweise austauschen	<b>- SCS</b>	für Fahrzeuge ohne SCS
<b>Nutzlast [kg]</b>	Nutzlast [kg]	<b>selbstsichernd</b>	selbstsichernd
<b>Nutzlast [t]</b>	Nutzlast [t]	<b>silber</b>	silber
<b>Nutzlast ab [kg]</b>	Nutzlast ab [kg]	<b>Spezialaufbau</b>	Spezialaufbau
<b>Nutzlast bis [kg]</b>	Nutzlast bis [kg]	<b>Stahlflex</b>	Stahlflex
<b>OE-Hersteller</b>	OE-Hersteller	<b>Starrachse</b>	Starrachse
<b>OE-Nummer</b>	OE-Nummer	<b>SUM</b>	Bremssystem, Sumitomo
<b>OE-Referenz</b>	OE-Referenz	<b>Textbaustein</b>	Textbaustein
<b>ohne Bremsbeläge</b>	ohne Bremsbeläge	<b>Trommelbremse</b>	Trommelbremse
<b>ohne Hohl-schraube</b>	ohne Hohl-schraube	<b>TRW</b>	Bremssystem, Lucas / TRW
<b>ohne Klemmhalter</b>	ohne Klemmhalter	<b>Türenanzahl</b>	Türenanzahl
<b>ohne Leichtmetallfelge</b>	ohne Leichtmetallfelge	<b>Türkei</b>	Türkei
<b>Orga →</b>	Organisationsnummer ab	<b>Ungarn</b>	Ungarn
<b>passend für Felgengröße [Zoll]</b>	passend für Felgengröße [Zoll]	<b>V</b>	Innenbelüftet belüftet
<b>PER</b>	Bremssystem, Perrot	<b>verstärkte Dämpfung</b>	verstärkte Dämpfung
<b>- Performance Parts</b>	für Fahrzeuge ohne Performance Bremse	<b>Vollautomatik</b>	Vollautomatik
		<b>Vorschaltgetriebe</b>	Vorschaltgetriebe
		<b>- WK</b>	exkl. Verschleißwarnkontakt
		<b>x</b>	Anschlussanzahl
		<b>X-Bremskreis-aufteilung (Diagonale Aufteilung)</b>	X-Bremskreis-aufteilung (Diagonale Aufteilung)



# Technische Übersetzungen

Technical translations - Traducciones tecnicas - Traductions techniques - Traduzioni tecniche

DE			EN
<b>Zubehörsatz, Bremssattel</b>	Zubehörsatz, Bremssattel		Brake Caliper
<b>Ø</b>	Durchmesser [mm]		Brake Hose
<b>Ø1</b>	Durchmesser 1 [mm]		
<b>Ø2</b>	Durchmesser 2 [mm]		Rear
→	Produktionsdatum ab Baujahr ab Fahrgestellnummer ab		Rear Axle Left
→	Baujahr bis Fahrgestellnummer bis		Rear Axle Right
→ <b>Orga</b>	Organisationsnummer bis		Centre
			Upper
			Lower
			Front
			Front Axle Left
			Front Axle Right
		<b>+ ABS</b>	for vehicles with ABS
		<b>+ ASC</b>	for vehicles with ASC
		<b>+ ASR</b>	for vehicles with ASR
		<b>+ AUS</b>	Australia
		<b>+ D</b>	Germany
		<b>+ eFSB</b>	Brake caliper with adjusting element for electr. handbrake for vehicles with electric handbrake
		<b>+ EMot</b>	with electric motor
		<b>+ ESP</b>	for vehicles with ESP
		<b>+ FSB</b>	Brake Caliper with integrated parking brake
		<b>+ Halter</b>	with holder
		<b>+ J</b>	Japan
		<b>+PR</b>	for PR number
		<b>+ USA</b>	USA
		<b>+ WK</b>	incl. wear warning contact
		<b>+ Zub</b>	with accessories

# Technische Übersetzungen

Technical translations - Traducciones tecnicas - Traductions techniques - Traduzioni tecniche

EN		EN	
<b>Abmessungen beachten</b>	Observe dimensions	<b>Bremssattelhaltersatz</b>	Brake Caliper Bracket Set
<b>- ABS</b>	for vehicles without ABS	<b>Bremschlauch</b>	Brake Hose
<b>Achsausführung</b>	Axle Version	<b>- D</b>	Germany
<b>Achsnummer</b>	Axle Number	<b>Dichtungssatz, Bremssattel</b>	Gasket Set, brake caliper
<b>AKE</b>	Brake System, Akebono	<b>DIN/ISO</b>	DIN / ISO
<b>ALU</b>	Aluminium brake caliper Aluminium	<b>- eFSB</b>	for vehicles without electronic hand-brake
<b>Aluminium/Grauguss</b>	Aluminium / Grey Cast Iron	<b>- ESP</b>	for vehicles without ESP
<b>am Bremssattel</b>	at brake caliper	<b>F</b>	F
<b>Anschlussgewinde</b>	Connecting thread	<b>Feder, Bremssattel</b>	Spring, brake caliper
<b>Artikelnummer des empfohlenen Zubehörs</b>	Part number of recommended accessories	<b>Felge Lochzahl</b>	Rim Hole Number
<b>- ASR</b>	for vehicles without ASR	<b>Felgenreöße [Zoll]</b>	Rim Size [in]
<b>außen</b>	Outer	<b>Flanschlochdurchmesser [mm]</b>	Flange Hole Diameter [mm]
<b>Außengewinde 1 [mm]</b>	Outer thread 1 [mm]	<b>Frankreich</b>	France
<b>Außengewinde 2 [mm]</b>	Outer thread 2 [mm]	<b>Frontantrieb</b>	Front Wheel Drive
<b>Außensechskant</b>	Male Hex	<b>Führungsbolzen, Bremssattel</b>	Guide Bolt, brake caliper
<b>Austauschteil</b>	Service exchange part	<b>Führungshülzensatz, Bremssattel</b>	Guide Sleeve Kit, brake caliper
<b>Automatikgetriebe</b>	Automatic Transmission	<b>für Artikelnummer</b>	for article number
<b>Baumuster</b>	Type	<b>für Automatikgetriebe</b>	for automatic transmission
<b>BDX</b>	Brake System, Bendix	<b>für Behördenfahrzeuge</b>	for government vehicles
<b>Bördelform</b>	Flange Shape	<b>für Brems Scheibendicke [mm]</b>	for brake disc thickness [mm]
<b>BOS</b>	Brake System, Bosch	<b>für Brems Scheibendurchmesser [mm]</b>	for brake disc diameter [mm]
<b>BRE</b>	Brake System, Brembo	<b>für Doppelbe reifung</b>	for dual tyres
<b>Bremssattel</b>	Brake Caliper		
<b>Bremssattelachssatz</b>	Brake Caliper Axle Kit		
<b>Bremssattelfarbe</b>	Brake Caliper Colour		



# Technische Übersetzungen

Technical translations - Traducciones técnicas - Traductions techniques - Traduzioni tecniche

EN		EN	
<b>für Einfachbereifung</b>	for single tyres	<b>für Fahrzeuge mit Sportfahrwerk</b>	for vehicles with sports suspension
<b>für erhöhte Nutzlast</b>	for increased payload	<b>für Fahrzeuge mit Sportpaket</b>	for vehicles with sports package
<b>für Fahrzeuge mit 3. Sitzreihe</b>	for vehicles with 3rd seating row	<b>für Fahrzeuge mit Trommelbremse an der Hinterachse</b>	for vehicles with drum brakes on the rear axle
<b>für Fahrzeuge mit AMG-Sportpaket</b>	for vehicles with AMG Sports Package	<b>für Fahrzeuge mit verstärktem Fahrwerk</b>	for vehicles with heavy duty suspension
<b>für Fahrzeuge mit Bremskraftregler</b>	for vehicles with brake-power regulator	<b>für Fahrzeuge mit verstärkter Bremse</b>	for vehicles with reinforced brakes
<b>für Fahrzeuge mit Bremskraftverstärker</b>	for vehicles with brake booster	<b>für Fahrzeuge mit Vierradlenkung</b>	for vehicles with four wheel steering
<b>für Fahrzeuge mit erhöhter Bodenfreiheit</b>	for vehicles with increased ground clearance	<b>für Fahrzeuge ohne AMG-Sportpaket</b>	for vehicles without AMG sports package
<b>für Fahrzeuge mit Keramikbremse</b>	for vehicles with ceramic brakes	<b>für Fahrzeuge ohne Bremskraftregler</b>	for vehicles without brake-power regulator
<b>für Fahrzeuge mit Klimaanlage</b>	for vehicles with air conditioning	<b>für Fahrzeuge ohne Bremskraftverstärker</b>	for vehicles without brake booster
<b>für Fahrzeuge mit Niveauregulierung</b>	for vehicles with leveling control	<b>für Fahrzeuge ohne Keramikbremse</b>	for vehicles without ceramic brakes
<b>für Fahrzeuge mit Scheibenbremse an der Hinterachse</b>	for vehicles with disc brakes on the rear axle	<b>für Fahrzeuge ohne Klimaanlage</b>	for vehicles without air conditioning
<b>für Fahrzeuge mit Schlechtwegausführung</b>	for vehicles with off-road suspension	<b>für Fahrzeuge ohne Niveauregulierung</b>	for vehicles without leveling control
<b>für Fahrzeuge mit Servolenkung</b>	for vehicles with power steering		

# Technische Übersetzungen

Technical translations - Traducciones técnicas - Traductions techniques - Traduzioni tecniche

EN	EN
<b>für Fahrzeuge ohne Schlechtwegausführung</b> for vehicles without off-road suspension	<b>grau</b> Grey
	<b>Groß Britan-nien</b> Great Britain
	<b>- Halter</b> without holder
<b>für Fahrzeuge ohne Sportfahrwerk</b> for vehicles without sports suspension	<b>Halter, Bremssattel</b> Carrier, brake caliper
<b>für Fahrzeuge ohne Sportpaket</b> for vehicles without sports package	<b>HH-Bremskreisaufteilung (VA +HA/VA+HA)</b> HH Brake Circuit Layout (FA+RA/FA+RA)
<b>für Fahrzeuge ohne verstärktes Fahrwerk</b> for vehicles without heavy duty suspension	<b>Informationsart</b> Information Type
	<b>innen</b> inner
<b>für Fahrzeuge ohne Vierradlenkung</b> for vehicles without four wheel steering	<b>Innengewinde 1 [mm]</b> Inner thread 1 [mm]
	<b>Innensechskant</b> Female Hex
<b>für gepanzerte Fahrzeuge</b> for armoured vehicles	<b>Japan</b> Japan
<b>für Kolben-Ø [mm]</b> for piston Ø [mm]	<b>Kombi</b> Estate
<b>für Linkslenker</b> for left-hand drive vehicles	<b>kurzer Radstand</b> Short Wheelbase
<b>für Motornummer</b> for engine number	<b>L=</b> Length [mm]
<b>für Polizei-fahrzeuge</b> for police vehicles	<b>L=</b> Overall Length [mm]
<b>für Rechtslenker</b> for right-hand drive vehicles	<b>L1=</b> Length 1 [mm]
<b>für Schaltge-triebe</b> for manual transmission	<b>L2=</b> Length 2 [mm]
<b>für Sonder-fahrzeuge</b> for special-purpose vehicles	<b>langer Radstand</b> Long Wheelbase
<b>für Taxifahr-zeuge</b> for taxis	<b>Made in</b> Vehicle Production Country
<b>für verlängerten Radstand</b> for extended wheelbase	<b>Menge</b> Quantity
<b>Generischer Artikel</b> Generic article	<b>mit Brems-sattel-schrauben</b> with brake caliper screws
<b>GG</b> Cast iron brake caliper Grey Cast Iron	<b>mit Einfach-bereifung</b> with single tyres
	<b>mit Falten-balg</b> with bellow
	<b>mit Flansch</b> with flange
	<b>mit Führungs-bolzen</b> with guide pin
	<b>mit Hohl-schraube</b> with hollow screw





# Technische Übersetzungen

Technical translations - Traducciones técnicas - Traductions techniques - Traduzioni tecniche

EN		EN	
<b>mit Klemmhalter</b>	with clamp holder	<b>nicht für Reifenabmessung</b>	not for tyre size
<b>mit Leichtmetallfelge</b>	with light alloy rim	<b>nicht für Sonderfahrzeuge</b>	not for special-purpose vehicles
<b>mit Rohrleitung</b>	with pipe	<b>nicht für Taxifahrzeuge</b>	not for taxis
<b>Motorcode</b>	Engine Code	<b>nicht für verlängerten Radstand</b>	not for extended wheelbase
<b>Nabendurchmesser [mm]</b>	Hub Diameter [mm]	<b>NIS</b>	Brake System, Nissin
<b>nicht für Ausstattungsvariante</b>	not for equipment variant	<b>normale Dämpfung</b>	Normal Suspension
<b>nicht für Baumuster</b>	not for model	<b>nur in Verbindung mit</b>	only in connection with
<b>nicht für Behördenfahrzeuge</b>	not for government vehicles	<b>nur paarweise austauschen</b>	Replace in pairs only
<b>nicht für Bremssattel-farbe</b>	not for brake caliper colour	<b>Nutzlast [kg]</b>	Payload [kg]
<b>nicht für Campingfahrzeuge</b>	not for campers	<b>Nutzlast [t]</b>	Payload [t]
<b>nicht für erhöhte Nutzlast</b>	not for increased payload	<b>Nutzlast ab [kg]</b>	Payload from [kg]
<b>nicht für Fahrzeuge mit verstärkter Bremse</b>	not for vehicles with reinforced brakes	<b>Nutzlast bis [kg]</b>	Payload to [kg]
<b>nicht für Felgengröße [Zoll]</b>	not for rim size [in]	<b>OE-Hersteller</b>	OE manufacturer
<b>nicht für gepanzerte Fahrzeuge</b>	not for armoured vehicles	<b>OE-Nummer</b>	OE reference number
<b>nicht für kalte Klimazonen</b>	not for cold climates	<b>OE-Referenz</b>	OE reference
<b>nicht für Multi-link Achse</b>	not for multi-link axle	<b>ohne Bremsbeläge</b>	without brake pads
<b>nicht für Polizeifahrzeuge</b>	not for police vehicles	<b>ohne Hohl-schraube</b>	without hollow screw
		<b>ohne Klemmhalter</b>	without clamp holder
		<b>ohne Leichtmetallfelge</b>	without light alloy rim
		<b>Orga →</b>	RPO number from
		<b>passend für Felgengröße [Zoll]</b>	Fits rim size [inch]
		<b>PER</b>	Brake System, Perrot
		<b>- Performance Parts</b>	for vehicles without Performance brakes

# Technische Übersetzungen












Technical translations - Traducciones tecnicas - Traductions techniques - Traduzioni tecniche

EN		EN	
<b>Raddurchmesser [Zoll]</b>	Wheel Diameter [in]	<b>Zubehörsatz, Bremssattel</b>	Accessory Kit, brake caliper
<b>Radstand [mm]</b>	Wheelbase [mm]	<b>Ø</b>	Diameter [mm]
<b>rot</b>	Red	<b>Ø1</b>	Diameter 1 [mm]
<b>Schaltgetriebe</b>	Manual Transmission	<b>Ø2</b>	Diameter 2 [mm]
<b>Scheibenbremse</b>	Disc Brake	<b>→</b>	Production date from Construction year from Chassis number from
<b>Schlüsselweite</b>	Spanner Size	<b>→</b>	Construction year to Chassis number to
<b>Schraube, Bremssattel</b>	Bolt, brake caliper	<b>→Orga</b>	RPO number to
<b>- SCS</b>	for vehicles without SCS		
<b>selbstsichernd</b>	Self-locking		
<b>silber</b>	Silver		
<b>Spezialaufbau</b>	Special Design		
<b>Stahlflex</b>	Steel Braided		
<b>Starrachse</b>	Rigid Axle		
<b>SUM</b>	Brake System, Sumitomo		
<b>Textbaustein</b>	text module		
<b>Trommelbremse</b>	Drum Brake		
<b>TRW</b>	Brake System, Lucas / TRW		
<b>Türenanzahl</b>	Number of Doors		
<b>Türkei</b>	Turkey		
<b>Ungarn</b>	Hungary		
<b>V</b>	Internally Vented Vented		
<b>verstärkte Dämpfung</b>	Increased shock absorption		
<b>Vollautomatik</b>	Fully Automatic		
<b>Vorschaltgetriebe</b>	Front-mounted Range Change		
<b>- WK</b>	excl. wear warning contact		
<b>x</b>	Number of connectors		
<b>X-Bremskreisaufteilung (Diagonale Aufteilung)</b>	X Brake Circuit Layout (Diagonal Layout)		



# Technische Übersetzungen

Technical translations - Traducciones técnicas - Traductions techniques - Traduzioni tecniche

ES		ES	
	Pinza de freno	<b>Abmessungen beachten</b>	Observar dimensiones
	Tubo flexible de frenos	<b>- ABS</b>	para vehículos sin ABS
	posterior	<b>Achsausführung</b>	Tipo de eje
	Eje trasero izquierda	<b>Achsnummer</b>	Número de eje
	Eje trasero, derecha	<b>AKE</b>	Sistema de frenos, Akebono
	centro	<b>ALU</b>	Pinza de frenos de aluminio Aluminio
	arriba	<b>Aluminium/ Grauguss</b>	Aluminio / fundición gris
	debajo	<b>am Bremsattel</b>	en la pinza del freno
	delante	<b>Anschlussgewinde</b>	Rosca empalme
	Eje delantero, izquierda	<b>Artikelnummer des empfohlenen Zubehörs</b>	Nº art. de accesorio recomendado
	Eje delantero, derecha	<b>- ASR</b>	para vehículos sin ASR
		<b>außen</b>	exterior
<b>+ ABS</b>	para vehículos con ABS	<b>Außengewinde 1 [mm]</b>	Rosca exterior 1 [mm]
<b>+ ASC</b>	para vehículos con ASC	<b>Außengewinde 2 [mm]</b>	Rosca exterior 2 [mm]
<b>+ ASR</b>	para vehículos con ASR	<b>Außensechskant</b>	Hexágono exterior
<b>+ AUS</b>	Australia	<b>Austauschteil</b>	Pieza de intercambio
<b>+ D</b>	Alemania	<b>Automatikgetriebe</b>	Transmisión automática
<b>+ eFSB</b>	Pinza del freno con accionador con freno de detención electr para vehículos con freno de detención electrónico	<b>Baumuster</b>	Modelo de construcción
<b>+ EMot</b>	con electromotor	<b>BDX</b>	Sistema de frenos, Bendix
<b>+ ESP</b>	para vehículos con ESP	<b>Bördelform</b>	Tipo rebordeado
<b>+ FSB</b>	Pinza con freno estacionamiento integrado	<b>BOS</b>	Sistema de frenos, Bosch
<b>+ Halter</b>	con soporte	<b>BRE</b>	Sistema de frenos, Brembo
<b>+ J</b>	Japón	<b>Bremssattel</b>	Pinza de freno
<b>+PR</b>	Número de PR	<b>Bremssattelachssatz</b>	Juego de ejes de pinza de freno
<b>+ USA</b>	EE UU	<b>Bremssattelfarbe</b>	Color pinza freno
<b>+ WK</b>	con contacto avisador de desgaste		
<b>+ Zub</b>	con accesorios		

# Technische Übersetzungen

Technical translations - Traducciones técnicas - Traductions techniques - Traduzioni tecniche

ES		ES	
<b>Bremssattelhalterersatz</b>	Juego de soportes de pinza de freno	<b>für Einfachbereifung</b>	para neumáticos sencillos
<b>Bremsschlauch</b>	Tubo flexible de frenos	<b>für erhöhte Nutzlast</b>	para carga útil aumentada
<b>- D</b>	Alemania	<b>für Fahrzeuge mit 3. Sitzreihe</b>	para vehículos con 3 hileras de asientos
<b>Dichtungssatz, Bremssattel</b>	Juego de juntas, pinza de freno	<b>für Fahrzeuge mit AMG-Sportpaket</b>	para vehículos con paquete sport AMG
<b>DIN/ISO</b>	DIN / ISO	<b>für Fahrzeuge mit Bremskraftregler</b>	para vehículos con regulador de fuerza de frenado
<b>- eFSB</b>	para vehículos sin freno de detención electrónico	<b>für Fahrzeuge mit Bremskraftverstärker</b>	para vehículos con servofreno
<b>- ESP</b>	para vehículos sin ESP	<b>für Fahrzeuge mit erhöhter Bodenfreiheit</b>	para vehículos con altura libre aumentada
<b>F</b>	F	<b>für Fahrzeuge mit Keramikbremse</b>	para vehículos con freno de cerámica
<b>Feder, Bremssattel</b>	Muelle, pinza de freno	<b>für Fahrzeuge mit Klimaanlage</b>	para vehículos con climatizador
<b>Felge Lochzahl</b>	Llanta, nº de taladros	<b>für Fahrzeuge mit Niveauregulierung</b>	para vehículos con regulación de nivel
<b>Felgengröße [Zoll]</b>	Tamaño de llanta [in]	<b>für Fahrzeuge mit Scheibenbremse an der Hinterachse</b>	para vehículos con freno de disco en eje trasero
<b>Flanschlochdurchmesser [mm]</b>	Diám. taladro brida [mm]	<b>für Fahrzeuge mit Schlechtwegausführung</b>	para vehículos con dispositivo auxiliar para caminos malos
<b>Frankreich</b>	Francia	<b>für Fahrzeuge mit Servolenkung</b>	para vehículos con dirección asistida
<b>Frontantrieb</b>	Tracción delantera		
<b>Führungsbolzen, Bremssattel</b>	Pasador guía, pinza del freno		
<b>Führungshülzensatz, Bremssattel</b>	Juego de casquillos guía, pinza de freno		
<b>für Artikelnummer</b>	para artículo nr.		
<b>für Automatikgetriebe</b>	para transmisión automática		
<b>für Behördenfahrzeuge</b>	para vehículos admon. pública		
<b>für Brems Scheibendicke [mm]</b>	para espesor de disco [mm]		
<b>für Brems Scheibendurchmesser [mm]</b>	para diámetro disco de freno [mm]		
<b>für Doppelbereifung</b>	para neumáticos gemelos		



# Technische Übersetzungen

Technical translations - Traducciones técnicas - Traductions techniques - Traduzioni tecniche

ES		ES	
für Fahrzeuge mit Sportfahrwerk	para vehículos con chasis deportivo	für Fahrzeuge ohne Schlechtwegausführung	para vehículos sin dispositivo auxiliar para caminos malos
für Fahrzeuge mit Sportpaket	para vehículos con paquete sport	für Fahrzeuge ohne Sportfahrwerk	para vehículos sin chasis deportivo
für Fahrzeuge mit Trommelbremse an der Hinterachse	para vehículos con freno de tambor en eje trasero	für Fahrzeuge ohne Sportpaket	para vehículos sin paquete sport
für Fahrzeuge mit verstärktem Fahrwerk	para vehículos con chasis reforzado	für Fahrzeuge ohne verstärktes Fahrwerk	para vehículos sin chasis reforzado
für Fahrzeuge mit verstärkter Bremse	para vehículos con freno reforzado	für Fahrzeuge ohne Vierradlenkung	para vehículos sin dirección en las 4 ruedas
für Fahrzeuge mit Vierradlenkung	para vehículos con dirección en las 4 ruedas	für gepanzerte Fahrzeuge	para vehículos blindados
für Fahrzeuge ohne AMG-Sportpaket	para vehículos sin paquete deportivo AMG	für Kolben-Ø [mm]	para pistón - Ø [mm]
für Fahrzeuge ohne Bremskraftregler	para vehículos sin regulador de fuerza de frenado	für Linkslenker	para vehic. dirección izquierda
für Fahrzeuge ohne Bremskraftverstärker	para vehículos sin servofreno	für Motornummer	para motor n°
für Fahrzeuge ohne Keramikbremse	para vehículos sin frenos de cerámica	für Polizeifahrzeuge	para vehículo de policía
für Fahrzeuge ohne Klimaanlage	para vehículos sin aire acondicionado	für Rechtslenker	para vehíc. dirección a la derecha
für Fahrzeuge ohne Niveauregulierung	para vehículos sin regulación de nivel	für Reifenabmessung	para dimensión de neumáticos
		für Schaltgetriebe	para transmisión manual
		für Sonderfahrzeuge	para vehículos especiales
		für Taxifahrzeuge	para taxis
		für verlängerten Radstand	para distancia entre ejesprolongada
		Generischer Artikel	Número de artículo genérico
		GG	Pinza de frenos de hierro fundido Fundición gris

# Technische Übersetzungen

Technical translations - Traducciones técnicas - Traductions techniques - Traduzioni tecniche

ES		ES	
grau	gris	mit Klemmhalter	con fijador a presión
Groß Britan-nien	Gran Bretaña	mit Leichtmetallfelge	con llantas de aleación ligera
- Halter	sin soporte	mit Rohrleitung	con tubo
Halter, Bremssattel	Soporte, pinza de freno	Motorcode	Código de motor
HH-Bremskreisaufteilung (VA +HA/VA+HA)	Distribución de circuito de frenos HH (ED+ET/ED+ET)	Nabendurchmesser [mm]	Diamétero cubo[mm]
Informati-onsart	Tipo información	nicht für Ausstattungsvari-ante	no para variante de equipamiento
innen	interior	nicht für Baumuster	no para tipo de construcción
Innenge-winde 1 [mm]	Rosca interior 1 [mm]	nicht für Behörden-fahrzeuge	no para veh. admon. pública
Innensechs-kant	Hexágono interior	nicht für Bremssattel-farbe	no para color pinza freno
Japan	Japón	nicht für Campingfahr-zeuge	no para ve. camping
Kombi	Ranchera familiar	nicht für erhöhte Nutz-last	no para carga útil aumentada
kurzer Radstand	distancia corta entre ejes	nicht für Fahrzeuge mit verstärkter Bremse	no para vehículos con frenos refor-zados
L=	Longitud [mm]	nicht für Felgenreöße [Zoll]	no para dimensión de llantas
L=	Longitud total [mm]	nicht für gepanzerte Fahrzeuge	no para vehículos blindados
L1=	Longitud 1 [mm]	nicht für kalte Klima-zonen	no para zonas con clima frío
L2=	Longitud 2 [mm]	nicht für Multi-link Achse	no para eje multilink
langer Radstand	Distancia larga entre ejes	nicht für Poli-zeifahrzeuge	no para veh.policía
Made in	País producción vehículo		
Menge	Cantidad		
mit Brems-sattel-schrauben	con tornillos pinza freno		
mit Einfach-bereifung	con neumáticos sencillos		
mit Falten-balg	con fuelle		
mit Flansch	con brida		
mit Führungs-bolzen	con perno guía		
mit Hohl-schraube	con tornillo hueco		
















# Technische Übersetzungen

Technical translations - Traducciones técnicas - Traductions techniques - Traduzioni tecniche

ES		ES	
nicht für Reifenabmessung	no para dimensión neumáticos	Raddurchmesser [Zoll]	Diámetro de rueda [in]
nicht für Sonderfahrzeuge	no para veh. especiales	Radstand [mm]	Distancia entre ejes [mm]
nicht für Taxifahrzeuge	no para taxis	rot	rojo
nicht für verlängerten Radstand	no para distancia entre ejes prolongada	Schaltgetriebe	Caja de cambios manual
NIS	Sistema de frenos, Nissin	Scheibenbremse	Discos
normale Dämpfung	Amortiguación normal	Schlüsselweite	Ancho de llave
nur in Verbindung mit	sólo con	Schraube, Bremssattel	Tornillo, pinza de freno
nur paarweise austauschen	Reemplazar sólo por pares	- SCS	para vehículos sin SCS
Nutzlast [kg]	Carga útil [kg]	selbstsichernd	autofijador
Nutzlast [t]	carga útil [t]	silber	plateado
Nutzlast ab [kg]	carga útil desde [kg]	Spezialaufbau	Carrocería especial
Nutzlast bis [kg]	carga útil hasta [kg]	Stahlflex	Flexible de acero
OE-Hersteller		Starrachse	Eje rígido
OE-Nummer		SUM	Sistema de frenos, Sumitomo
OE-Referenz		Textbaustein	módulo de texto
ohne Bremsbeläge	sin forro de frenos	Trommelbremse	Tambor
ohne Hohl-schraube	sin tornillo hueco	TRW	Sistema de frenos, Lucas / TRW
ohne Klemmhalter	sin fijador a presión	Türenanzahl	Número de puertas
ohne Leichtmetallfelge	sin llantas de aleación ligera	Türkei	Turquía
Orga →	nº de organización desde	Ungarn	Hungría
passend für Felgengröße [Zoll]	adecuado para tamaño llanta [inch]	V	Ventilación interna ventilado
PER	Sistema de frenos, Perrot	verstärkte Dämpfung	Amortiguación reforzada
- Performance Parts	para vehículos sin frenos alto rendimiento	Vollautomatik	completamente automática
		Vorschaltgetriebe	Reductor transmisión
		- WK	excl. contacto de avisador de desgaste
		x	Número de conexiones
		X-Bremskreis aufteilung (Diagonale Aufteilung)	Distribución de frenos X (diagonal)

# Technische Übersetzungen

Technical translations - Traducciones técnicas - Traductions techniques - Traduzioni tecniche

ES			FR
<b>Zubehörsatz, Bremssattel</b>	Kit de accesorios, pinza de freno		Étrier de frein
<b>Ø</b>	Diámetro [mm]		Flexible de frein
<b>Ø1</b>	Diámetro 1 [mm]		
<b>Ø2</b>	Diámetro 2 [mm]		arrière
→	fecha de producción desde año construcción desde nº de chasis desde		Essieu arrière gauche
→	año construcción hasta nº de chasis hasta		Essieu arrière droit
→ <b>Orga</b>	nº de organización hasta		centre
			supérieur
			inférieur
			avant
			Essieu avant gauche
			Essieu avant droit
		<b>+ ABS</b>	pour véhicules avec système antiblo- cage
		<b>+ ASC</b>	pour véhicules avec ASC
		<b>+ ASR</b>	pour véhicules avec ASR
		<b>+ AUS</b>	Australie
		<b>+ D</b>	Allemagne
		<b>+ eFSB</b>	Etrier de frein + élément d'ajustage pr frein de stationnem pour véhicules avec frein d'arrêt électro- nique
		<b>+ EMot</b>	avec moteur électrique
		<b>+ ESP</b>	pour véhicules avec ESP
		<b>+ FSB</b>	Etrier de frein avec frein de stationne- ment intégré
		<b>+ Halter</b>	avec support
		<b>+ J</b>	Japon
		<b>+PR</b>	pour numéro PR
		<b>+ USA</b>	USA
		<b>+ WK</b>	contact de signal d'usure inclu

# Technische Übersetzungen

Technical translations - Traducciones técnicas - Traductions techniques - Traduzioni tecniche

FR		FR	
<b>+ Zub</b>	avec accessoires	<b>Bremssattel- farbe</b>	Couleur de l'étrier
<b>Abmes- sungen beachten</b>	Respecter les dimensions	<b>Bremssattel- haltersatz</b>	Jeu de supports d'étriers de freins
<b>- ABS</b>	pour véhicules sans système antiblo- cage	<b>Brems- schlauch</b>	Flexible de frein
<b>Achsausfüh- rung</b>	Type d'essieu	<b>- D</b>	Allemagne
<b>Achsnummer</b>	Numéro d'essieu	<b>Dichtungs- satz, Brems- sattel</b>	Jeu de joints d'étanchéification, étrier de frein
<b>AKE</b>	Système de freinage, Akebono	<b>DIN/ISO</b>	DIN/ISO
<b>ALU</b>	Étrier de frein en aluminium Aluminium	<b>- eFSB</b>	pour véhicules sans frein d'arrêt électro- nique
<b>Aluminium/ Grauguss</b>	Aluminium/Fonte grise	<b>- ESP</b>	pour véhicules sans ESP
<b>am Brems- sattel</b>	à l'étrier de frein	<b>F</b>	F
<b>Anschluss- gewinde</b>	Filetage de raccordement	<b>Feder, Bremssattel</b>	Ressort, étrier de frein
<b>Artikel- nummer des empfohlenen Zubehörs</b>	Référence de l'accessoire recommandé	<b>Felge Loch- zahl</b>	Jante, nombre de trous
<b>- ASR</b>	pour véhicules sans ASR	<b>Felgengröße [Zoll]</b>	Dimension de la jante [pouces]
<b>außen</b>	extérieur	<b>Flanschloch- durchmesser [mm]</b>	Diamètre du trou de bride [mm]
<b>Außenge- winde 1 [mm]</b>	Filetage extérieur 1 [mm]	<b>Frankreich</b>	France
<b>Außenge- winde 2 [mm]</b>	Filetage extérieur 2 [mm]	<b>Frontantrieb</b>	Traction avant
<b>Außensechs- kant</b>	Héxagonal extérieur	<b>Führungs- bolzen, Bremssattel</b>	Boulon de guidage, étrier de frein
<b>Austausch- teil</b>	Echange standard	<b>Führungshül- sensatz, Bremssattel</b>	Jeu de douilles de guidage, étrier de frein
<b>Automatikge- triebe</b>	Boîte automatique	<b>für Artikel- nummer</b>	pour référence
<b>Baumuster</b>	Modèle type	<b>für Automa- tikgetriebe</b>	pour boîtes de vitesses automatiques
<b>BDX</b>	Système de freinage, Bendix	<b>für Behör- denfahrzeuge</b>	pour véhicules d'administration
<b>Bördelform</b>	Forme du bord relevé	<b>für Brems- scheiben- dicke [mm]</b>	pour épaisseur de disque de frein [mm]
<b>BOS</b>	Système de freinage, Bosch	<b>für Brems- scheiben- durchmesser [mm]</b>	pour diamètre du disque de frein [mm]
<b>BRE</b>	Système de freinage, Brembo		
<b>Bremssattel</b>	Étrier de frein		
<b>Bremssatte- lachssatz</b>	Jeu d'axes d'étriers de freins		

# Technische Übersetzungen

Technical translations - Traducciones técnicas - Traductions techniques - Traduzioni tecniche

FR	FR
<b>für Doppelbe- reifung</b> pour pneus doubles	<b>für Fahr- zeuge mit Servolen- kung</b> pour véhicules avec direction assistée
<b>für Einfach- bereifung</b> pour pneus simples	<b>für Fahr- zeuge mit Sportfahr- werk</b> pour véhicules avec châssis sportif
<b>für erhöhte Nutzlast</b> pour charge utile surélevée	<b>für Fahr- zeuge mit Sportpaket</b> pour véhicules avec équipement sport
<b>für Fahr- zeuge mit 3. Sitzreihe</b> pour véhicules avec 3ième rangée de sièges	<b>für Fahr- zeuge mit Trommel- bremse an der Hinter- achse</b> pour véhicules avec frein à tambour à l'essieu arrière
<b>für Fahr- zeuge mit AMG-Sport- paket</b> pour véhicules avec équipement-sport AMG	<b>für Fahr- zeuge mit verstärktem Fahrwerk</b> pour véhicules avec châssis renforcé
<b>für Fahr- zeuge mit Bremskraft- regler</b> pour véhicules avec régulateur de frei- nage	<b>für Fahr- zeuge mit verstärkter Bremse</b> pour véhicules avec frein assisté
<b>für Fahr- zeuge mit Bremskraft- verstärker</b> pour véhicules avec dispositif d'assis- tance de frein	<b>für Fahr- zeuge mit Vierradlen- kung</b> pour véhicules avec direction par quatre roues
<b>für Fahr- zeuge mit erhöhter Bodenfreiheit</b> pour véhicules avec garde au sol augmentée	<b>für Fahr- zeuge ohne AMG-Sport- paket</b> pour véhicules sans paquet-sport AMG
<b>für Fahr- zeuge mit Keramik- bremse</b> pour véhicules avec frein céramique	<b>für Fahr- zeuge ohne Bremskraft- regler</b> pour véhicules sans régulateur de frei- nage
<b>für Fahr- zeuge mit Klimaanlage</b> pour véhicules avec système de climati- sation	<b>für Fahr- zeuge ohne Bremskraft- verstärker</b> pour véhicules sans dispositif d'assis- tance de frein
<b>für Fahr- zeuge mit Niveauregu- lierung</b> pour véhicules avec correcteur d'assi- ette	<b>für Fahr- zeuge ohne Keramik- bremse</b> pour véhicules sans frein en céramique
<b>für Fahr- zeuge mit Scheiben- bremse an der Hinter- achse</b> pour véhicules avec frein à disques à l'essieu arrière	<b>für Fahr- zeuge ohne Klimaanlage</b> pour véhicules sans système de climati- sation
<b>für Fahr- zeuge mit Schlechtwe- geausfüh- rung</b> pour véhicules préparés pour routes dégradées	



# Technische Übersetzungen

Technical translations - Traducciones técnicas - Traductions techniques - Traduzioni tecniche

FR		FR	
<b>für Fahrzeuge ohne Niveauregulierung</b>	pour véhicules sans correcteur d'assiette	<b>Generischer Artikel</b>	Référence générique de l'article
<b>für Fahrzeuge ohne Schlechtwegausführung</b>	pour véhicules non-préparés pour routes dégradées	<b>GG</b>	Étrier de frein en fonte Fonte grise
<b>für Fahrzeuge ohne Sportfahrwerk</b>	pour véhicules sans châssis sportif	<b>grau</b>	gris
<b>für Fahrzeuge ohne Sportpaket</b>	pour véhicules sans équipement sport	<b>Groß Britan-nien</b>	Grande-Bretagne
<b>für Fahrzeuge ohne verstärktes Fahrwerk</b>	pour véhicules sans châssis renforcé	<b>- Halter</b>	sans fixation
<b>für Fahrzeuge ohne Vierradlenkung</b>	pour véhicules sans direction par quatre roues	<b>Halter, Bremssattel</b>	Support, étrier de frein
<b>für gepanzerte Fahrzeuge</b>	pour véhicules blindés	<b>HH-Bremskreisauftellung (VA+HA/VA+HA)</b>	Répart.° circuit frein.-HH(essieu av.+ arr./ess. av.+ ar.)
<b>für Kolben-Ø [mm]</b>	pour piston-Ø [mm]	<b>Informationsart</b>	Genre d'information
<b>für Linkslenker</b>	pour véhicules avec direction à gauche	<b>innen</b>	intérieur
<b>für Motornummer</b>	pour code moteur	<b>Innengewinde 1 [mm]</b>	Taraudage 1 [mm]
<b>für Polizeifahrzeuge</b>	pour voitures de police	<b>Innensechskant</b>	hexagonal intérieur
<b>für Rechtslenker</b>	pour véhicules avec direction à droite	<b>Japan</b>	Japon
<b>für Reifenabmessung</b>	pour dimension de pneu	<b>Kombi</b>	Break
<b>für Schaltgetriebe</b>	pour boîte de vitesses manuelle	<b>kurzer Radstand</b>	Empattement court
<b>für Sonderfahrzeuge</b>	pour véhicules spéciaux	<b>L=</b>	Longueur [mm]
<b>für Taxifahrzeuge</b>	pour taxis	<b>L=</b>	Longueur globale
<b>für verlängerten Radstand</b>	pour empattement rallongé	<b>L1=</b>	Longueur 1 [mm]
		<b>L2=</b>	Longueur 2 [mm]
		<b>langer Radstand</b>	Empattement long
		<b>Made in</b>	Pays constructeur du véhicule
		<b>Menge</b>	Quantité
		<b>mit Brems-sattel-schrauben</b>	avec boulon/vis d'étrier de frein
		<b>mit Einfach-bereifung</b>	avec pneus simples
		<b>mit Falten-balg</b>	avec machon
		<b>mit Flansch</b>	avec flasque/bride/rebord

# Technische Übersetzungen

Technical translations - Traducciones técnicas - Traductions techniques - Traduzioni tecniche

FR		FR	
<b>mit Führungsbolzen</b>	avec boulon-guide	<b>nicht für Multi-link Achse</b>	pas pour essieu multilink
<b>mit Hohl-schraube</b>	avec vis creuse	<b>nicht für Poli-zeifahrzeuge</b>	pas pour voitures de police
<b>mit Klemmhalter</b>	avec support-cosse	<b>nicht für Reifenabmessung</b>	pas pour dimensions de pneus
<b>mit Leichtmetallfelge</b>	avec jante en alliage léger	<b>nicht für Sonderfahrzeuge</b>	pas pour véhicules spéciaux
<b>mit Rohrleitung</b>	avec tuyau	<b>nicht für Taxifahrzeuge</b>	pas pour taxis
<b>Motorcode</b>	Code moteur	<b>nicht für verlängerten Radstand</b>	pas pour empattement rallongé
<b>Nabendurchmesser [mm]</b>	Diamètre du moyeu [mm]	<b>NIS</b>	Système de freinage, Nissin
<b>nicht für Ausstattungsvariante</b>	pas pour version d'équipement	<b>normale Dämpfung</b>	Amortissement normal
<b>nicht für Baumuster</b>	pas pour modèle type	<b>nur in Verbindung mit</b>	uniquement en connexion avec
<b>nicht für Behördenfahrzeuge</b>	pas pour véhicules de l'administration	<b>nur paarweise austauschen</b>	Remplacement uniquement par paires
<b>nicht für Bremssattel-farbe</b>	pas pour couleur de l'étrier-frein	<b>Nutzlast [kg]</b>	Charge utile [kg]
<b>nicht für Campingfahrzeuge</b>	pas pour véhicules de camping	<b>Nutzlast [t]</b>	Charge utile [t]
<b>nicht für erhöhte Nutzlast</b>	non pour charge utile surélevée	<b>Nutzlast ab [kg]</b>	Charge utile à partir de [kg]
<b>nicht für Fahrzeuge mit verstärkter Bremse</b>	pas pour véhicules avec frein assisté	<b>Nutzlast bis [kg]</b>	Charge utile jusqu'à [lb]
<b>nicht für Felgenreöße [Zoll]</b>	pas pour dimension de jante [pouce]	<b>OE-Hersteller</b>	
<b>nicht für gepanzerte Fahrzeuge</b>	pas pour véhicules blindés	<b>OE-Nummer</b>	
<b>nicht für kalte Klimazonen</b>	pas pour climat froid	<b>OE-Referenz</b>	
		<b>ohne Bremsbeläge</b>	sans plaquettes de freins
		<b>ohne Hohl-schraube</b>	sans vis creuse
		<b>ohne Klemmhalter</b>	sans support-cosse
		<b>ohne Leichtmetallfelge</b>	sans jante en alliage léger
		<b>Orga →</b>	N° d'organisation à partir de















# Technische Übersetzungen

Technical translations - Traducciones técnicas - Traductions techniques - Traduzioni tecniche

FR	FR
<b>passend für Felgenreöße [Zoll]</b>	<b>- WK</b> contact de signal d'usure exclu
va pour taille de jantes [pouces]	<b>x</b> Nombre de connexions
<b>PER</b>	<b>X-Bremskreisaufteilung (Diagonale Aufteilung)</b>
Système de freinage, Perrot	Répartition du circuit de freinage-X / Répartition diagonale
<b>- Performance Parts</b>	<b>Zubehörsatz, Bremssattel</b>
pour véhicules sans frein Performance	Kit d'accessoires, étrier de frein
<b>Raddurchmesser [Zoll]</b>	<b>Ø</b> Diamètre [mm]
Diamètre de roue [pouces]	<b>Ø1</b> Diamètre 1 [mm]
<b>Radstand [mm]</b>	<b>Ø2</b> Diamètre 2[mm]
Empattement [mm]	→ Date de production à partir de
<b>rot</b>	Année à partir de
rouge	N° de châssis à partir de
<b>Schaltgetriebe</b>	→ Année jusqu'à
boîte de vitesses manuelle	N° de châssis jusqu'à
<b>Scheibenbremse</b>	→ <b>Orga</b> N° d'organisation jusqu'à
Frein à disque	
<b>Schlüsselweite</b>	
Ouverture de la clé	
<b>Schraube, Bremssattel</b>	
Boulon, étrier de frein	
<b>- SCS</b>	
pour véhicules sans SCS	
<b>selbstsichernd</b>	
indesserable	
<b>silber</b>	
argent	
<b>Spezialaufbau</b>	
Carrosserie spéciale	
<b>Stahlflex</b>	
Flexible en acier	
<b>Starrachse</b>	
Essieu rigide	
<b>SUM</b>	
Système de freinage, Sumitomo	
<b>Textbaustein</b>	
module de texte	
<b>Trommelbremse</b>	
Frein à tambour	
<b>TRW</b>	
Système de freinage, Lucas / TRW	
<b>Türenanzahl</b>	
Nombre de portes	
<b>Türkei</b>	
Turquie	
<b>Ungarn</b>	
Hongrie	
<b>V</b>	
ventilé de l'intérieur ventilé	
<b>verstärkte Dämpfung</b>	
Amortissement renforcé	
<b>Vollautomatik</b>	
entièrement automatique	
<b>Vorschaltgetriebe</b>	
Groupe relais précédent à boîte de vitesses	

# Technische Übersetzungen

Technical translations - Traducciones técnicas - Traductions techniques - Traduzioni tecniche

IT		IT	
	Pinza freno	<b>Abmessungen beachten</b>	Osservare le misure
	Flessibile del freno	<b>- ABS</b>	per veicoli senza ABS
	posteriore	<b>Achsausführung</b>	Versione assale
	Assale posteriore Sx	<b>Achsnummer</b>	N° assale
	Assale posteriore Dx	<b>AKE</b>	Sistema frenante, Akebono
	centro	<b>ALU</b>	Pinza freno in alluminio Alluminio
	Superiore	<b>Aluminium/ Grauguss</b>	Alluminio/ghisa
	inferiore	<b>am Brems- sattel</b>	alla pinza freno
	anteriore	<b>Anschluss- gewinde</b>	Filettatura di raccordo
	Assale anteriore Sx	<b>Artikel- nummer des empfohlenen Zubehörs</b>	N° articolo accessorio consigliato
	Assale anteriore Dx	<b>- ASR</b>	per veicoli senza ASR
<b>+ ABS</b>	per veicoli con ABS	<b>außen</b>	Esterno
<b>+ ASC</b>	per veicoli con ASC	<b>Außenge- winde 1 [mm]</b>	Filetto esterno 1 [mm]
<b>+ ASR</b>	per veicoli con ASR	<b>Außenge- winde 2 [mm]</b>	Filetto esterno 2 [mm]
<b>+ AUS</b>	Australia	<b>Außensechs- kant</b>	Ad esagono sporgente
<b>+ D</b>	Germania	<b>Austausch- teil</b>	Ricambio di rotazione
<b>+ eFSB</b>	Pinza freno con regolatore per freno stazionamento elettrico per veicoli con freno stazionamento elettronico	<b>Automatikge- triebe</b>	Trasmissione automatica
<b>+ EMot</b>	con motore elettrico	<b>Baumuster</b>	Modello
<b>+ ESP</b>	per veicoli con ESP	<b>BDX</b>	Sistema frenante, Bendix
<b>+ FSB</b>	Pinza freno con freno-stazionamento integrato	<b>Bördelform</b>	Forma bordatura
<b>+ Halter</b>	con supporto	<b>BOS</b>	Sistema frenante, Bosch
<b>+ J</b>	Giappone	<b>BRE</b>	Sistema frenante, Brembo
<b>+ PR</b>	per N° PR	<b>Bremssattel</b>	Pinza freno
<b>+ USA</b>	USA	<b>Bremssatte- lachssatz</b>	Kit assale pinza freno
<b>+ WK</b>	Con contatto segnalazione usura	<b>Bremssattel- farbe</b>	Colore pinza freno
<b>+ Zub</b>	con accessori		



# Technische Übersetzungen

Technical translations - Traducciones técnicas - Traductions techniques - Traduzioni tecniche

IT		IT	
<b>Bremssattel-haltersatz</b>	Kit supporto pinza freno	<b>für Einfachbereifung</b>	per pneumatici singoli
<b>Brems-schlauch</b>	Flessibile del freno	<b>für erhöhte Nutzlast</b>	per elevata portata utile
<b>- D</b>	Germania	<b>für Fahrzeu-ge mit 3. Sitzreihe</b>	per veicoli con 3ª fila sedili
<b>Dichtungs-satz, Brems-sattel</b>	Kit guarnizioni, Pinza freno a disco	<b>für Fahrzeu-ge mit AMG-Sport-paket</b>	per veicoli con pacchetto sportivo AMG
<b>DIN/ISO</b>	DIN/ISO	<b>für Fahrzeu-ge mit Bremskraft-regler</b>	per veicoli con modulatore frenata
<b>- eFSB</b>	per veicoli senza freno stazionamento elettronico	<b>für Fahrzeu-ge mit Bremskraft-verstärker</b>	per veicoli con servofreno
<b>- ESP</b>	per veicoli senza ESP	<b>für Fahrzeu-ge mit erhöhter Bodenfreiheit</b>	per veicoli con altezza da terra maggiorata
<b>F</b>	F	<b>für Fahrzeu-ge mit Keramik-bremse</b>	per veicoli con freni in ceramica
<b>Feder, Bremssattel</b>	Molla, Pinza freno	<b>für Fahrzeu-ge mit Klimaanlage</b>	per veicoli con aria condizionata
<b>Felge Loch-zahl</b>	Cerchione, N° fori	<b>für Fahrzeu-ge mit Niveauregu-lierung</b>	per veicoli con impianto correzione altezza
<b>Felgengröße [Zoll]</b>	Misura cerchione [pollici]	<b>für Fahrzeu-ge mit Scheiben-bremse an der Hinter-achse</b>	per veicoli con freni a disco ad assale posteriore
<b>Flanschloch-durchmesser [mm]</b>	Diametro foro flangia [mm]	<b>für Fahrzeu-ge mit Schlechtwe-geausfüh-rung</b>	per veicoli con dotazione per strade dissestate
<b>Frankreich</b>	Francia	<b>für Fahrzeu-ge mit Servolen-kung</b>	per veicoli con servosterzo
<b>Frontantrieb</b>	Trazione anteriore		
<b>Führungs-bolzen, Bremssattel</b>	Perno di guida, Pinza freno		
<b>Führungshül-sensatz, Bremssattel</b>	Kit manicotti di guida, Pinza freno		
<b>für Artikel-nummer</b>	per n° articolo		
<b>für Automa-tikgetriebe</b>	per cambio automatico		
<b>für Behör-denfahrzeuge</b>	per veicoli dell'amministrazione pubb-lica		
<b>für Brems-scheiben-dicke [mm]</b>	per spessore disco freno [mm]		
<b>für Brems-scheiben-durchmesser [mm]</b>	per diametro disco freno [mm]		
<b>für Doppelbe-reifung</b>	per pneumatici gemellati		

# Technische Übersetzungen

Technical translations - Traducciones técnicas - Traductions techniques - Traduzioni tecniche

IT		IT	
<b>für Fahrzeuge mit Sportfahrwerk</b>	per veicoli con autotelaio sportivo	<b>für Fahrzeuge ohne Schlechtwegeausführung</b>	per veicoli senza dotazione per strade dissestate
<b>für Fahrzeuge mit Sportpaket</b>	per veicoli con pacchetto sportivo	<b>für Fahrzeuge ohne Sportfahrwerk</b>	per veicoli senza autotelaio sportivo
<b>für Fahrzeuge mit Trommelbremse an der Hinterachse</b>	per veicoli con freni a tamburo ad assale posteriore	<b>für Fahrzeuge ohne Sportpaket</b>	per veicoli senza pacchetto sportivo
<b>für Fahrzeuge mit verstärktem Fahrwerk</b>	per veicoli con autotelaio rinforzato	<b>für Fahrzeuge ohne verstärktes Fahrwerk</b>	per veicoli senza autotelaio rinforzato
<b>für Fahrzeuge mit verstärkter Bremse</b>	per veicoli con freno rinforzato	<b>für Fahrzeuge ohne Vierradlenkung</b>	per veicoli senza quattro ruote sterzanti
<b>für Fahrzeuge mit Vierradlenkung</b>	per veicoli con quattro ruote sterzanti	<b>für gepanzerte Fahrzeuge</b>	per veicoli corazzati
<b>für Fahrzeuge ohne AMG-Sportpaket</b>	per veicoli senza pacchetto sportivo AMG	<b>für Kolben-Ø [mm]</b>	per pistone-Ø [mm]
<b>für Fahrzeuge ohne Bremskraftregler</b>	per veicoli senza modulatore frenata	<b>für Linkslenker</b>	per veicolo con guida a Sx
<b>für Fahrzeuge ohne Bremskraftverstärker</b>	per veicoli senza servofreno	<b>für Motornummer</b>	per n° motore
<b>für Fahrzeuge ohne Keramikbremse</b>	per veicoli senza freni in ceramica	<b>für Polizeifahrzeuge</b>	per veicoli della polizia
<b>für Fahrzeuge ohne Klimaanlage</b>	per veicoli senza aria condizionata	<b>für Rechtslenker</b>	per veicolo con guida a Dx
<b>für Fahrzeuge ohne Niveauregulierung</b>	per veicoli senza impianto correzione altezza	<b>für Reifenabmessung</b>	per dimensioni pneumatici
		<b>für Schaltgetriebe</b>	per cambio manuale
		<b>für Sonderfahrzeuge</b>	per veicoli speciali
		<b>für Taxifahrzeuge</b>	per taxi
		<b>für verlängerten Radstand</b>	per passo allungato
		<b>Generischer Artikel</b>	Numero generico dell'articolo
		<b>GG</b>	Pinza freno in ghisa Ghisa grigia



# Technische Übersetzungen

Technical translations - Traducciones técnicas - Traductions techniques - Traduzioni tecniche

IT		IT	
grau	grigio	mit Klemmhalter	con supporto di fermo
Groß Britan-nien	Gran Bretagna	mit Leichtmetallfelge	con cerchi in lega leggera
- Halter	senza supporto	mit Rohrleitung	con tubazione
Halter, Bremssattel	Supporto, Pinza freno	Motorcode	Codice motore
HH-Bremskreisaufteilung (VA +HA/VA+HA)	Ass.Post.-Distrib. circ. fren.(As.ant +As.post/As.ant+As.post	Nabendurchmesser [mm]	Diametro mozzo [mm]
Informati-onsart	Tipo informazione	nicht für Ausstattungsvari-ante	non per tipo equipaggiamento
innen	interno	nicht für Baumuster	non per modello
Innenge-winde 1 [mm]	Filettatura interna 1 [mm]	nicht für Behörden-fahrzeuge	Non per veicoli dell'amministrazione pubbl.
Innensechs-kant	Ad esagono incassato	nicht für Bremssattel-farbe	non per colore pinza freno
Japan	Giappone	nicht für Campingfahr-zeuge	Non per autoroulotte
Kombi	Station wagon	nicht für erhöhte Nutz-last	Non per elevata portata utile
kurzer Radstand	Passo ruote corto	nicht für Fahrzeuge mit verstärkter Bremse	Non per veicoli con freno rinforzato
L=	Lunghezza [mm]	nicht für Felgenreöße [Zoll]	non per misura cerchione [pollici]
L=	Lunghezza totale [mm]	nicht für gepanzerte Fahrzeuge	Non per veicoli corazzati
L1=	Lunghezza 1 [mm]	nicht für kalte Klima-zonen	Non per climi freddi
L2=	Lunghezza 2 [mm]	nicht für Multi-link Achse	Non per assale multilink
langer Radstand	Passo ruote lungo	nicht für Poli-zeifahrzeuge	Non per mezzi della polizia
Made in	Paese produzione veicolo		
Menge	Quantità		
mit Brems-sattel-schrauben	con bulloni pinza freno		
mit Einfach-bereifung	con pneumatici singoli		
mit Falten-balg	con guaina parapolvere		
mit Flansch	con flangia		
mit Führungs-bolzen	con guidanastro		
mit Hohl-schraube	con vite cava		

# Technische Übersetzungen

Technical translations - Traducciones técnicas - Traductions techniques - Traduzioni tecniche

IT		IT	
<b>nicht für Reifenabmessung</b>	non per dimensioni pneumatico	<b>Raddurchmesser [Zoll]</b>	Diametro ruota [pollici]
<b>nicht für Sonderfahrzeuge</b>	Non per veicoli speciali	<b>Radstand [mm]</b>	Passo ruote [mm]
<b>nicht für Taxifahrzeuge</b>	Non per taxi	<b>rot</b>	rosso
<b>nicht für verlängerten Radstand</b>	Non per passo allungato	<b>Schaltgetriebe</b>	Cambio manuale
<b>NIS</b>	Sistema frenante, Nissin	<b>Scheibenbremse</b>	Freno a disco
<b>normale Dämpfung</b>	Ammortizzazione normale	<b>Schlüsselweite</b>	Apertura chiave
<b>nur in Verbindung mit</b>	solo unitamente a	<b>Schraube, Bremssattel</b>	Bullone, Pinza freno
<b>nur paarweise austauschen</b>	da sostituire solo in coppia	<b>- SCS</b>	per veicoli senza SCS
<b>Nutzlast [kg]</b>	Portata utile [kg]	<b>selbstsichernd</b>	con autofissaggio
<b>Nutzlast [t]</b>	Carico utile [t]	<b>silber</b>	argento
<b>Nutzlast ab [kg]</b>	Portata utile da [kg]	<b>Spezialaufbau</b>	Carrozzeria speciale
<b>Nutzlast bis [kg]</b>	Portata utile fino a [kg]	<b>Stahlflex</b>	Stalflex
<b>OE-Hersteller</b>		<b>Starrachse</b>	Assale rigido
<b>OE-Nummer</b>		<b>SUM</b>	Sistema frenante, Sumitomo
<b>OE-Referenz</b>		<b>Textbaustein</b>	
<b>ohne Bremsbeläge</b>	senza materiale d'attrito	<b>Trommelbremse</b>	Freno a tamburo
<b>ohne Hohl-schraube</b>	senza vite cava	<b>TRW</b>	Sistema frenante, Lucas / TRW
<b>ohne Klemmhalter</b>	senza supporto di fermo	<b>Türenanzahl</b>	N° portiere
<b>ohne Leichtmetallfelge</b>	senza cerchione in lega leggera	<b>Türkei</b>	Turchia
<b>Orga →</b>	N° organizzazione da	<b>Ungarn</b>	Ungheria
<b>passend für Felgengröße [Zoll]</b>	idoneo per misura cerchione [pollici]	<b>V</b>	Autoventilato ventilato
<b>PER</b>	Sistema frenante, Perrot	<b>verstärkte Dämpfung</b>	Ammortizzazione rinforzata
<b>- Performance Parts</b>	per veicoli senza freno Performance	<b>Vollautomatik</b>	Interamente automatizzato
		<b>Vorschaltgetriebe</b>	Cambio supplementare a valle d'un altro
		<b>- WK</b>	senza contatto segnalazione usura
		<b>x</b>	N° raccordi
		<b>X-Bremskreisaufteilung (Diagonale Aufteilung)</b>	Ripartizione circ. fren. a X (Diagonale)





# Technische Übersetzungen

Technical translations - Traducciones tecnicas - Traductions techniques - Traduzioni tecniche

IT	
Zubehörsatz, Bremsattel	Kit accessori, Pinza freno
Ø	Diametro [mm]
Ø1	Diametro 1 [mm]
Ø2	Diametro 2 [mm]
→	Data di produzione da Anno da N° telaio da
→	Anno fino a N° telaio fino a
→Orga	N° organizzazione fino a



ATE – A Trademark of the  
Continental Corporation

**Continental Aftermarket GmbH**

Guerickestraße 7  
D-60488 Frankfurt am Main  
Tel. +49 (0) 69 7603-1  
Fax +49 (0) 69 761061

[www.ate.de](http://www.ate.de)

**Continental Automotive Trading  
Italia S.r.l.**

Segmento IAM – ATE  
Via Matteotti, 62  
I-20092 Cinisello Balsamo (MI)  
Tel. +39 02 35680 1  
Fax +39 02 35680 325  
E-Mail: [info.consumatori@continental-corporation.com](mailto:info.consumatori@continental-corporation.com)

[www.ate-freni.it](http://www.ate-freni.it)

**Continental Automotive France SAS**

1 rue de Clairefontaine  
F-78120 Rambouillet  
Tél. +33 (0)1 34 44 10 30  
Fax +33 (0)1 34 57 40 72  
E-Mail: [07GYFMate-technique@continental-corporation.com](mailto:07GYFMate-technique@continental-corporation.com)

[www.ate-freinage.fr](http://www.ate-freinage.fr)

**Continental Automotive Spain, S.A.**

C/ Sepúlveda, 11  
E-28108 Alcobendas (Madrid)  
Phone +34 (0) 657 21 21  
Fax +34 (0)91 657 21 49

[www.frenos-ate.es](http://www.frenos-ate.es)