

2019

# Trommelbremsen Drum Brakes



Trommelbremsen Drum Brakes  
Bremsen-Ersatzteilprogramm Brake Parts Program



2019

Bremsen-Ersatzteilprogramm

Brake Parts Program



Brakethrough Technology



# Erstklassig First-class

## Besser ist besser

Wenn es um Qualität geht, genügt uns ein „sehr gut“ noch lange nicht. Wir erfüllen hohe Ansprüche an das Qualitätsmanagement und die europäische Sicherheitsnorm ECE-R90 wird von ATE sogar übertroffen. Zudem führen wir zahlreiche zusätzliche Tests durch, unter anderem zu Verschleiß und Wärmeleistung.

Auch Nachhaltigkeit ist uns wichtig: Wir stellen die Mischungen für ATE Bremsbeläge auf kupferfreie Materialien um und setzen bei ATE Ceramic auf geringen Abrieb. Nutzen ausschließlich umweltfreundliches Material für die Beschichtung von Bremsscheiben. Und bereiten Produkte wie Bremsattel wieder auf.

## Better is better

When it comes to quality, “very good” is simply not good enough for us. We meet high standards of quality management – and ATE even exceeds the European safety standard ECE-R90. We also perform many additional tests, including wear and thermal performance.

Sustainability is also important to us: we convert the compounds for ATE brake pads to copperfree materials and opt for low abrasion with ATE Ceramic. We only use environmentally friendly material for the coating of brake discs – and we remanufacture products like brake callipers.



## Original? Mit Sicherheit

Qualität ist für uns nicht nur während der Produktentwicklung und vor der Auslieferung ein Thema. Nach dem Kauf können Sie jederzeit überprüfen, ob Sie ein Original ATE Produkt vor sich haben – über ein zweistufiges Sicherheitsetikett.

Die erste Stufe ist der tesa Priospot®. Hier wurden die Merkmale des tesa Holospot® – der nach wie vor höchste Sicherheit bietet – noch weiter entwickelt. Die fälschungssichere Holografie-Technik mit verschiedenen Prüf- und Sicherheitsmechanismen schützt sogar das Etikett selbst vor Nachahmern.

Die zweite Stufe ist ein DataMatrix-Code, kurz MAPP-Code. Dessen letzte vier Ziffern werden auch im Holospot® bzw. Priospot® dargestellt – für ein Höchstmaß an Sicherheit.

Der Code kann per Scanner oder durch manuelle Eingabe auf der ATE Website überprüft werden und zeigt sofort an, ob es sich bei dem Produkt um ein Originalteil handelt. In Verbindung mit entsprechender Software wie der ATE App ist auch die Abfrage per Smartphone möglich.



Mehrstufiges ATE Sicherheits-etikett mit DataMatrix-Code (Mitte) und Tesa Priospot® (oben rechts).

Multi-stage ATE security label with Data Matrix code (centre) and tesa Priospot® (top right).

Zur Online-Abfrage und zum App-Download:  
[www.ate.de/original](http://www.ate.de/original)

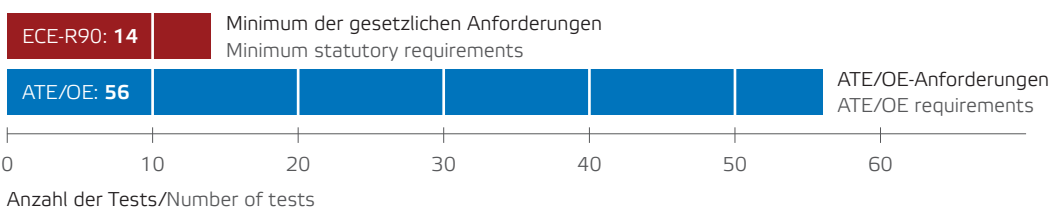
To online verification and app download:  
[www.ate-brakes.com/original](http://www.ate-brakes.com/original)



Wir engagieren uns bei MAPP –  
Manufacturers against Product Piracy.

We are committed to MAPP –  
Manufacturers against Product Piracy.

## Einfach mehr Tests: ATE Bremsbeläge More tests: ATE brake pads



# Bremsbeläge

## Eine Klasse für sich

Brake pads

A class of their own

### ATE Original Bremsbeläge

Andere Hersteller nutzen für Bremsbeläge zehn verschiedene Belagmischungen. Bei uns sind es mehr als 150 und unsere internen Tests sind weit strenger, als es die gesetzlichen Bestimmungen erfordern. So bieten wir für jeden Fahrzeugtyp den optimalen Bremsbelag – mit 98 Prozent Abdeckung in Europa, und das überwiegend mit Original-Erstausrüster-Mischungen. Dabei können sich die Autofahrer auf maximale Sicherheit ebenso verlassen wie auf maximalen Komfort. Es gibt eben nur ein Original.

### ATE Original brake pads

Other manufacturers use ten different compounds for their brake pads. We use more than 150 – and our internal tests are far more stringent than required by the regulations. That's why we offer the optimum brake pad for every type of vehicle – with 98 per cent coverage in Europe, mainly with original equipment manufacturer compounds. So motorists can rely on maximum safety and maximum comfort. There is only one original.

### ATE Ceramic Bremsbeläge

Wirklich eine saubere Sache. Durch die innovative Belagmischung entsteht bei ATE Ceramic Bremsbelägen nur sehr wenig Abrieb, der zudem kaum haftet. Deshalb setzt sich praktisch kein Bremsstaub ab und schöne Felgen behalten viel länger ihren Glanz. Ceramic Bremsbeläge sind so sicher wie ein konventioneller Belag, besonders langlebig und ideal in Kombination mit den beschichteten ATE Bremsscheiben. Und es gibt noch einen weiteren Vorteil: Sie lassen sich ganz einfach statt der üblichen Bremsbeläge einbauen.

### ATE Ceramic brake pads

A clean solution. The innovative ATE Ceramic formula produces very few abraded particles, and they have hardly any adhesive characteristics. This means that hardly any brake dust settles and shiny wheel rims retain their lustre much longer. Ceramic brake pads are as safe as conventional pads, are particularly durable and ideal when used in combination with the coated ATE brake discs. Yet another advantage? They can be easily installed instead of the usual brake pads.

Auf unserer Website [www.ate.de/originalbelag](http://www.ate.de/originalbelag) können Sie sich näher informieren.

Learn more on our website at [www.ate-brakes.com/originalpad](http://www.ate-brakes.com/originalpad)

Auf unserer Website [www.ate.de/ceramic](http://www.ate.de/ceramic) erfahren Sie mehr.

Learn more on our website at [www.ate-brakes.com/ceramic](http://www.ate-brakes.com/ceramic)





## Bremsverhalten von Original ATE Bremsbelägen

### Braking behaviour of ATE Original brake pads

**Reibwert beim ersten Einbremsen der Beläge**  
Coefficient of friction at first application of the pads



**Reibwert bei kaltem Bremssystem**  
Coefficient of friction with cold braking system



**Reibwert beim Herunterbremsen aus hohen Geschwindigkeiten**  
Coefficient of friction when slowing from high speeds



**Reibwert, wenn zum ersten Mal im Hochtemperaturbereich gebremst wird**  
Coefficient of friction when first used at high temperature



■ ATE Original Bremsbeläge / ATE Original brake pads  
■ Standardbelag eines Wettbewerbers / Competitor's standard brake pads



# Bremsscheiben Für jeden Anspruch die Richtige

Brake discs

The right one for every requirement

Die Details zu ATE Bremsscheiben finden Sie auf unserer Website  
[www.ate.de/produkte/scheibenbremsen/original-ate-bremsscheiben](http://www.ate.de/produkte/scheibenbremsen/original-ate-bremsscheiben)

You'll find more details about the ATE brake discs on our website at  
[www.ate-brakes.com/products/disc-brakes/ate-original-brake-pads](http://www.ate-brakes.com/products/disc-brakes/ate-original-brake-pads)







## Alles für die optimale Bremsleistung

Es gibt so viele unterschiedliche Fahrzeugmodelle und Anforderungen – ATE hat für jeden Bedarf die richtigen Bremscheiben. Präzise gefertigt aus hervorragenden Erstausrüster-Materialien und in einer Qualität, die die ECE-R90-Norm schon heute im nahezu gesamten Portfolio übertrifft. Besser gehts nicht.

## Original ATE Bremscheiben

In Original ATE Bremscheiben stecken durchdachte Technologie, hochwertige Materialien und unser ganzes Know-how. Sie entsprechen genau den Bremscheiben, die vom Hersteller verbaut wurden: Ob glatt, gelocht oder genietet, hochgekohlt, einteilig, gestiftet oder genietet, mit oder ohne Radlager – wir haben immer die passende Lösung für sicheres und komfortables Bremsen. Und auch den passenden Belag dazu. Eine gute Kombination sind zum Beispiel beschichtete Bremscheiben und die staubarmen ATE Ceramic Bremsbeläge oder natürlich unsere Original Bremsbeläge. Die Original ATE Bremscheiben sind mit 98 Prozent Abdeckung in Europa verfügbar und auch – wenn der Fahrzeughersteller es vorgibt – mit Befestigungsschrauben erhältlich.

## Everything for optimal braking performance

There are so many different vehicle models and requirements – and ATE has the right brake disc for each one. Precisely manufactured from excellent OEM materials, the quality of which already surpasses the ECE-R90 standard throughout most of our portfolio. It just couldn't get any better.

## Original ATE brake discs

ATE brake discs are packed full of sophisticated technology, high-quality materials and our entire expertise. They correspond exactly to the brake discs originally installed by the manufacturer. Whether smooth, perforated or grooved, high-carbon, one-piece, pinned or riveted and with or without wheel bearings – we always have the right solution for safe and comfortable braking. With the matching brake pad too. One good combination, for example – our coated brake discs and the low-dust ATE Ceramic brake pads, or our Original brake pads of course. Original ATE brake discs are available in 98 per cent of European countries and are also available with wheel bearings or – if prescribed by the vehicle manufacturer – with fixing screws.



**ATE PowerDisc**  
ATE PowerDisc



**Beschichtete Bremscheibe mit Befestigungsschrauben**  
Coated brake disc with fixing screws



**Beschichtete zweiteilige Bremscheibe**  
Coated two-piece brake disc



**Brake discs with wheel bearing**  
Brake discs with wheel bearing



# Mehr als sicher More than safe

## Bremsflüssigkeiten

ATE hat für jedes Fahrzeugmodell und jede Fahrweise die optimale Bremsflüssigkeit. Und alle lassen die gesetzlichen und technischen Standards weit hinter sich. Das Highlight für elektronische Bremssysteme: ATE SL.6. Die dünnflüssige Textur sorgt bei Niedrigtemperaturen für eine schnelle Reaktion von ABS oder ESP® – und so für höchste Sicherheit.

## Brake fluids

ATE has the optimal brake fluid for every vehicle model and every driving style – and all our fluids leave the legal and technical standards far behind. Our highlight for electronic braking systems – the ATE SL.6. The low-viscosity texture ensures a quick response from ABS or ESP® at low temperatures, guaranteeing maximum safety.

## Die Eigenschaften von ATE Bremsflüssigkeiten

### The properties of ATE brake fluids

	Siedepunkt Boiling point	Nass-Siedepunkt Wet boiling point	Viskosität bei -40°C Viscosity at -40°C	Wechselintervall Replacement interval
<b>ATE G DOT 3</b>	min. 245°C	min. 150°C	max. 1.500 mm <sup>2</sup> /s max. 1,500 mm <sup>2</sup> /s	bis 1 Jahr up to 1 year
<b>ATE SL DOT 4</b>	min. 260°C	min. 165°C	max. 1.400 mm <sup>2</sup> /s max. 1,400 mm <sup>2</sup> /s	bis 1 Jahr up to 1 year
<b>ATE SL.6 DOT 4</b> Ideal für/Ideal for ESP®, ABS, ASR	min. 265°C	min. 175°C	max. 700 mm <sup>2</sup> /s	bis 2 Jahre up to 2 years
<b>ATE TYP 200 DOT 4</b> New Racing Quality	min. 280°C	min. 198°C	max. 1.400 mm <sup>2</sup> /s max. 1,400 mm <sup>2</sup> /s	bis 3 Jahre up to 3 years
<b>ATE SUPER DOT 4</b>	min. 260°C	min. 180°C	max. 1.400 mm <sup>2</sup> /s max. 1,400 mm <sup>2</sup> /s	bis 2 Jahre up to 2 years



Typ Type	ATE Sachnummer ATE partnumber	EAN-Nr. 4006633 EAN-No. 4006633	Gebinde Container size	Paletteneinheit* Pallet unit*
<b>G</b> SAE Spezifikation J1703 FMVSS §571.116/DOT 3	<b>705302</b> 03.9901-5302.2/02	10199 8	1 l	D
	<b>705303</b> 03.9901-5303.2/02	10201 8	5 l	F
größere Gebinde auf Anfrage – Bigger container sizes on demand				
<b>SL</b> SAE Spezifikation J1704 FMVSS §571.116/DOT 4	<b>705808</b> 03.9901-5808.2/02	49000 9	1/4 l	A
	<b>705801</b> 03.9901-5801.2/02	49001 6	1/2 l	B
	<b>705802</b> 03.9901-5802.2/02	49002 3	1 l	D
	<b>705803</b> 03.9901-5803.2/02	49003 0	5 l	F
	<b>705811</b> 03.9901-5811.2/02	29907 7	20 l	R
	<b>705820</b> 03.9901-5820.2/01	10824 9	30 l	H
	<b>705814</b> 03.9901-5814.2/01	10366 4	50 l	P
	<b>705805</b> 03.9901-5805.2/01	49005 4	200 l	S
<b>SL.6</b> SAE Spezifikation J1704 FMVSS §571.116/ DOT 4 ISO 4925. Klasse 6 – niedrigviskos	<b>706408</b> 03.9901-6408.2/02	22762 9	1/4 l	A
	<b>706402</b> 03.9901-6402.2/02	20746 1	1 l	D
	<b>706403</b> 03.9901-6403.2/02	20748 5	5 l	F
	<b>706411</b> 03.9901-6411.2/02	20750 8	20 l	R
	<b>706420</b> 03.9901-6420.2/02	23120 6	30 l	H
	<b>706414</b> 03.9901-6414.2/02	23005 6	50 l	P
	<b>706405</b> 03.9901-6405.2/02	23121 3	200 l	S
<b>TYP 200</b> <b>New racing quality</b> SAE Spezifikation J1704 FMVSS §571.116/DOT 4	<b>706202</b> 03.9901-6202.2/02	10825 6	1 l	D
	<b>706203</b> 03.9901-6203.2/02	12166 8	5 l	F
	<b>706220</b> 03.9901-6220.2/01	12780 6	30 l	H
	<b>706214</b> 03.9901-6214.2/01	12779 0	50 l	P
	<b>706205</b> 03.9901-6205.2/01	12778 3	200 l	S
<b>SUPER DOT 4</b> SAE Spezifikation J1704 FMVSS §571.116/DOT 4	<b>706003</b> 03.9901-6003.2/02	06249 7	5 l	F
	<b>706020</b> 03.9901-6020.2/01	14544 2	30 l	H
	<b>706005</b> 03.9901-6005.2/01	07769 9	200 l	S
<b>ATE Bremszylinder-Paste</b> ATE Brake Cylinder Paste	<b>700009</b> 03.9902-05XX.2/02	13536 8	180 g	L
	<b>700010</b> 03.9902-0503.2/01	13532 0	5 kg	K
	<b>700011</b> 03.9902-0504.2/01	13530 6	40 kg	P
<b>ATE Prüfflüssigkeit</b> ATE Testing Fluid	<b>700002</b> 03.9902-0116.2/02	10374 9	5 l	F
<b>ATE plastilube™</b>	<b>700014</b> 03.9902-1001.2/02	05176 7	35 ml	I
	<b>700015</b> 03.9902-1002.2/02	05184 2	75 ml	J
<b>ATE Leerkanne</b> ATE neutral empty container	<b>740169</b> 03.9302-1474.1/01	07782 8	25 l	S
<b>Ausgiesser für 5-l-Kanne</b> Spout for 5l container	<b>760070</b> 03.9314-5940.3/01	07786 6	1 St.	S
<b>Kannen-Auslass-Hahn für 5-l- und 20-l-Kanne</b> Tap for 5l and 20l tin	<b>760153</b> 03.9314-5960.3/02	30855 7	1 St.	S

**\*Paletteneinheit:**

A =	1.728 Kannen je Palette	(24 Kannen je Karton)
B =	1.200 Kannen je Palette	(20 Kannen je Karton)
D =	600 Kannen je Palette	(10 Kannen je Karton)
E =	360 Kannen je Palette	(10 Kannen je Karton)
F =	144 Kannen je Palette	( 4 Kannen je Karton)
G =	50 Kannen je Palette	
H =	22 Kannen je Palette	
I =	5.040 Tuben je Palette	(24 Tuben je Karton)
J =	1.728 Tuben je Palette	(12 Tuben je Karton)
K =	60 Eimer je Palette	
L =	1.800 Tuben je Palette	(40 Tuben je Karton)
M =	18 Kannen je Palette	
N =	300 Kannen je Palette	(10 Kannen je Karton)
O =	64 Kannen je Palette	( 4 Kannen je Karton)
P =	12 Kannen je Palette	
R =	36 Kannen je Palette	
S =	1 Stück	

**\*Pallet unit:**

A =	1.728 containers per pallet	(24 containers per box)
B =	1.200 containers per pallet	(20 containers per box)
D =	600 containers per pallet	(10 containers per box)
E =	360 containers per pallet	(10 containers per box)
F =	144 containers per pallet	( 4 containers per box)
G =	50 containers per pallet	
H =	22 containers per pallet	
I =	5.040 tubes per pallet	(24 tubes per box)
J =	1.728 tubes per pallet	(12 tubes per box)
K =	60 buckets per pallet	
L =	1.800 tubes per pallet	(40 tubes per box)
M =	18 containers per pallet	
N =	300 containers per pallet	(10 tubes per box)
O =	64 containers per pallet	( 4 containers per box)
P =	12 containers per pallet	
R =	36 containers per pallet	
S =	1 piece	

# Mit sicherer Hand With a steady hand

Einen Überblick über alle Geräte und Werkzeuge bietet Ihnen unser Werkzeugkatalog unter [www.ate-info.de](http://www.ate-info.de)

For an overview of all the equipment and tools, see our tool catalogue at [www.ate-info.de](http://www.ate-info.de)



## Test- und Prüfgeräte

Ob Sie Bremsflüssigkeit, Sensoren oder andere Komponenten testen: ATE Geräte und die passenden Werkzeuge sind exakt und zuverlässig – das macht die Bremsendiagnose einfacher.

## Test and inspection equipment

Whether you're testing brake fluid, sensors or other components, ATE devices and their matching tools are accurate and reliable – and that makes brake diagnosis much easier.



## Entlüftungsgeräte

Bremsen schnell und effektiv entlüften: Sie haben die Wahl unter verschiedenen Geräten für unterschiedliche Fahrzeugtypen und Bremssysteme – auch mit integrierter Absauganlage.

## Brake bleeding units

Bleeding brakes quickly and effectively: choose from different units for different vehicle models and braking systems – integrated exhaust extraction systems are also available.



## Professionelle Ausstattung

Werkzeuge und Geräte von ATE sind genau auf unsere Produkte und Services abgestimmt. Das erleichtert Ihnen die Arbeit und gibt Ihnen die Sicherheit, immer einen zuverlässigen Job zu machen. Und wenn es um Fahrzeugelektronik geht, sind VDO Ersatzteile und Services die ideale Ergänzung.

## Professional equipment

ATE tools and devices are customised to exactly match our products and services. This makes your work easier and gives you the assurance that you're doing a dependable job. When it comes to vehicle electronics, VDO spare parts and services are also the perfect additions to your equipment.



## Entsorgungsgeräte

Um gebrauchte Bremsflüssigkeit umwelt-schonend und kostengünstig zu entsorgen, muss sie zunächst sortenrein gesammelt werden. Kein Problem mit unseren Entsorgungssystemen.

## Disposal devices

To dispose of used brake fluid in an environmentally friendly and cost-effective way, it must first be sorted into different types. That's no problem with our disposal systems.



## Spezial-Werkzeuge

Bei ATE finden Sie alles, was Sie für den Einbau und die Wartung der verschiedenen Bremsenkomponenten brauchen – in Top-Qualität und genau auf die Anwendung abgestimmt.

## Special tools

At ATE, you'll find everything you need for the installation and maintenance of different brake components – all in top quality and exactly tailored to suit their purpose.

# Noch besser sein

## Be even better

### Technische Trainings für ATE

Alles, was Sie zum Thema Bremsen-wartung und -diagnose wissen müssen, anschaulich und praxis-orientiert vermittelt. Zum Beispiel:

- | Diagnose und Instandhaltung moderner Bremsanlagen
- | Direktannahme: So nutzen Sie Potenziale für Ihr Geschäft
- | Fahrerassistenzsysteme

### Technische Trainings für VDO

In Fahrzeugen werden immer mehr Elektronik- und Mechatronik-Teile verbaut – bleiben Sie auf dem Laufenden. Einige Themen:

- | Elektrische Grundlagenpraxis am Beispiel ATE/VDO
- | Digitales Serviceheft
- | Diesel: moderne Common-Rail-Einspritzsysteme

### Produkt- und Verkaufstrainings

Steigern Sie Ihren Geschäftserfolg durch motivierte Mitarbeiter und neue Angebote für Ihre Kunden. Unter anderem mit diesen Trainings:


- | Qualifizierungen für Hochvolt-Fahrzeuge
- | Sachkundetrainings für Airbag, Klima-anlagen und Abgasuntersuchung
- | Mitarbeiterführung und Entwicklung für Kfz-Betriebe

#### Die Vorteile für ATE BremsenCenter

Sie nehmen an speziellen Informationsveranstaltungen und Trainings teil, die eigens für ATE BremsenCenter konzipiert wurden. Regelmäßige fach-spezifische Qualifikationen für Sie und Ihre Mitarbeiter sind kostenfrei.

#### The benefits for ATE BrakeCenters

You take part in special information events and training courses that have been specially designed for ATE BrakeCenters. Regular training for you and your employees is free of charge.



Unter [www.morecontinental.com](http://www.morecontinental.com) finden Sie eine Auswahl aus dem aktuellen Trainingsprogramm.

A selection from the current training programme is available at [www.morecontinental.com](http://www.morecontinental.com)



## Technical ATE training courses

Everything you need to know about brake maintenance and diagnosis, presented clearly and with a practical emphasis. For example:

- | Diagnosis and maintenance of modern brake systems
- | Service reception bay: helping you to utilise all the potential opportunities for your business
- | Driver assistance systems

## Technical VDO training courses

More and more electronic and mecha-  
tronic parts are being installed in  
today's vehicles – stay up to date!  
Some topics:

- | Basic electrical practice using ATE/  
VDO as an example
- | Digital service book
- | Diesel: modern common-rail injection  
systems

## Product and sales training courses

Increase your business success  
through motivated employees and  
new offers for your customers –  
with these training courses (and more):

- | Qualification to work on high-voltage  
systems
- | Trainings for airbag, air conditioning  
systems and emissions inspection
- | Leadership and development  
for vehicle workshops





## DE Inhaltsverzeichnis

Neue Artikel	15
Ersetzte Artikel	19
Fahrzeugregister	21
Fahrzeugverwendungen	30
Abbildungen Trommelbremsbacken	927
Abbildungen Trommelbremsbacken Einbausätze	951
Abbildungen Bremstrommeln	969
Technische Übersetzungen	989

## EN Table of contents

New parts	15
Replaced parts	19
Index of vehicles	21
Applications of vehicles	30
Illustrations drum brake shoes	927
Illustration drum brake shoes installation kits	951
Illustrations brake drums	969
Technical translations	989

## ES Índice

Nuevas referencias	15
Referencias de sustitución	19
Índice de vehículos	21
Aplicaciones	30
Ilustraciones zapatas freno de tambor	927
Ilustraciones juegos de montaje zapatas freno de tambor	951
Ilustraciones tambores	969
Traducciones técnicas	989

## FR Table des matières

Nouvelles références	15
Références remplacées	19
Liste des véhicules	21
Applications	30
Illustrations Mâchoires de frein à tambour	927
Illustrations Lots de montage pour mâchoires de frein à tambour	951
Illustrations Tambours de frein	969
Traductions techniques	989

## IT Sommario

Codici nuovi	15
Codici sostitutivi	19
Indice autovetture	21
Applicazioni autoveicoli	30
Illustrazioni ganasce freno	927
Illustrazioni kit installazione ganasce freno	951
Illustrazioni tamburi freno	969
Traduzioni tecniche	989








- DE** Neue Artikel
- EN** New parts
- ES** Nuevas referencias
- FR** Nouvelles références
- IT** Codici nuovi

# 2019



# Neue Artikel

New parts - Nuevas referencias - Nouvelles références - Codici nuovi

			
03.0137-0515.2	650515 CHEVROLET AVEO Schrägheck (T300)	24.0222-9701.2	480219 CITROËN DS3
03.0137-0515.2	650515 CHEVROLET AVEO Stufenheck (T300)	24.0222-9701.2	480219 CITROËN DS3 Cabriolet
03.0137-0517.2	650517 HYUNDAI i20 (GB, IB)	24.0222-9701.2	480219 DS DS 3
03.0137-0517.2	650517 HYUNDAI i20 ACTIVE (IB, GB)	24.0222-9701.2	480219 DS DS 3 Cabriolet
03.0137-0517.2	650517 HYUNDAI i20 Coupe (GB)	24.0222-9701.2	480219 PEUGEOT 207 (WA_, WC_)
03.0137-0517.2	650517 KIA RIO III (UB)	24.0222-9701.2	480219 PEUGEOT 207 Stufenheck
03.0137-0517.2	650517 KIA RIO III Stufenheck (UB)	24.0222-9701.2	480219 PEUGEOT 207 SW (WK_)
03.0137-0533.2	650533 OPEL KARL (C16)	24.0222-9701.2	480219 PEUGEOT 207 Van
03.0137-0533.2	650533 VAUXHALL VIVA (C16)	24.0222-9701.2	480219 PEUGEOT 208 (CA_, CC_)
03.0137-0534.2	650534 SUZUKI CELERIO (LF)	24.0222-9701.2	480219 PEUGEOT 208 Kasten (CR_)
03.0137-0536.2	650536 NISSAN MICRA IV (K13)	24.0222-9701.2	480219 PEUGEOT 301
03.0137-0536.2	650536 NISSAN NOTE (E12)	24.3217-1739.3	020597 CITROËN C1 II (PA_, PS_)
03.0137-3039.2	653039 KIA CARNIVAL / GRAND CARNIVAL III (VQ)	24.3217-1739.3	020597 PEUGEOT 108
03.0137-3044.2	653044 LAND ROVER DEFENDER Cabrio (L316)	24.3217-1739.3	020597 TOYOTA AYGO ( B4_)
03.0137-3044.2	653044 LAND ROVER DEFENDER Pick-up (L316)	24.3222-1748.3	020600 FORD TOURNEO COURIER Kombi
03.0137-3044.2	653044 LAND ROVER DEFENDER Pritsche/Fahrgestell (L316)	24.3222-1748.3	020600 FORD TRANSIT COURIER Kasten
03.0137-3044.2	653044 LAND ROVER DEFENDER Station Wagon (L316)	24.3222-1748.3	020600 FORD TRANSIT COURIER Kombi
03.0137-3044.2	653044 LAND ROVER DISCOVERY I (LJ)	24.3727-0250.2	580250 MINI MINI (F55)
03.0137-3044.2	653044 LAND ROVER DISCOVERY II (L318)	24.3727-0250.2	580250 MINI MINI (F56)
03.0137-3044.2	653044 LAND ROVER RANGE ROVER II (P38A)	24.3727-0250.2	580250 MINI MINI Cabriolet (F57)
03.0137-3050.2	653050 TOYOTA PRIUS C (NHP10_)	24.3727-0251.2	580251 MINI MINI (F55)
03.0137-3050.2	653050 TOYOTA PRIUS PLUS ( W4_)	24.3727-0251.2	580251 MINI MINI (F56)
03.0520-4917.3	694917 HYUNDAI i20 (PB, PBT)	24.3727-0251.2	580251 MINI MINI Cabriolet (F57)
03.0520-5117.3	695117 KIA RIO III (UB)	24.3727-0355.2	580355 CITROËN C4 CACTUS
03.0520-5117.3	695117 KIA RIO III Stufenheck (UB)	24.3727-0356.2	580356 CITROËN C4 CACTUS
03.0520-5317.3	690113 RENAULT TWINGO II (CN0_)	24.3727-0581.2	580581 ALFA ROMEO MITO (955_)
03.0520-8119.3	698119 NISSAN MICRA IV (K13)	24.3727-0582.2	580582 ALFA ROMEO MITO (955_)
03.0520-8119.3	698119 NISSAN NOTE (E12)	24.3727-0583.2	580583 FIAT TIPO Kombi (357_)
03.0520-8319.3	698319 OPEL ASTRA H (A04)	24.3727-0583.2	580583 FIAT TIPO Schrägheck (357_)
03.0520-8319.3	698319 OPEL ASTRA H Caravan (A04)	24.3727-0583.2	580583 FIAT TIPO Stufenheck (356_)
03.0520-8319.3	698319 OPEL ASTRA H GTC (A04)	24.3727-0584.2	580584 FIAT TIPO Kombi (357_)
03.0520-8319.3	698319 OPEL ASTRA H Kasten (L70)	24.3727-0584.2	580584 FIAT TIPO Schrägheck (357_)
03.0520-8319.3	698319 OPEL ASTRA H Stufenheck (A04)	24.3727-0585.2	580585 FIAT TIPO Stufenheck (356_)
03.0520-8319.3	698319 VAUXHALL ASTRA Mk V (H) CC (A04)	24.3727-0585.2	580585 FIAT TIPO Stufenheck (356_)
03.0520-8319.3	698319 VAUXHALL ASTRA Mk V (H) CC (A04)	24.3727-0679.2	580679 FORD B-MAX (JK)
03.0520-8319.3	698319 VAUXHALL ASTRA Mk V (H) Kombi (A04)	24.3727-0679.2	580679 FORD B-MAX Van
03.0520-8319.3	698319 VAUXHALL ASTRAVAN Mk V (H) (A04)	24.3727-0679.2	580679 FORD FIESTA VI (CB1, CCN)
03.0520-9820.3	690108 CHEVROLET SPARK (M300)	24.3727-0679.2	580679 FORD FIESTA VI Van
03.0521-0420.3	690107 FORD FOCUS III	24.3727-0679.2	580679 FORD TOURNEO COURIER Kombi
03.0521-0420.3	690107 FORD FOCUS III Kasten/Kombi	24.3727-0679.2	580679 FORD TRANSIT COURIER Kasten
03.0521-0420.3	690107 FORD FOCUS III Kasten/Schrägheck	24.3727-0681.2	580681 FORD TRANSIT COURIER Kombi
03.0521-0420.3	690107 FORD FOCUS III Stufenheck	24.3727-0681.2	580681 FORD TOURNEO CUSTOM Bus
03.0521-0420.3	690107 FORD FOCUS III Turnier	24.3727-0681.2	580681 FORD TRANSIT CUSTOM Bus
24.0220-3037.1	480308 RENAULT TWINGO II (CN0_)	24.3727-1094.2	581094 DACIA TRANSIT CUSTOM Kasten
24.0220-3709.2	480220 FORD ESCORT '95 Express (AVL)	24.3727-1094.2	581094 DACIA SANDERO II
24.0220-3709.2	480220 FORD ESCORT VII (GAL, AAL, ABL)	24.3727-1094.2	581094 RENAULT SANDERO/STEPWAY II (B8_)
24.0220-3709.2	480220 FORD ESCORT VII Cabriolet (ALL)	24.3727-1095.2	581095 RENAULT KANGOO / GRAND KANGOO (KW0/1_)
24.0220-3709.2	480220 FORD ESCORT VII Stufenheck (GAL, AFL)	24.3727-1095.2	581095 RENAULT KANGOO BE BOP (KW0/1_)
24.0220-3709.2	480220 FORD ESCORT VII Turnier (GAL, ANL)	24.3727-1095.2	581095 RENAULT KANGOO Express (FW0/1_)
24.0220-3709.2	480220 FORD ESCORT CLASSIC (AAL, ABL)	24.3727-1096.2	581096 RENAULT CLIO IV (BH_)
24.0220-3709.2	480220 FORD ESCORT CLASSIC Turnier (ANL)	24.3727-1096.2	581096 RENAULT CLIO IV Grandtour (KH_)
24.0220-3709.2	480220 FORD FIESTA IV (JA_, JB_)	24.3727-1096.2	581096 RENAULT CLIO IV Kasten
24.0220-3709.2	480220 FORD FIESTA Kasten (J5_, J3_)	24.3727-1097.2	581097 RENAULT CLIO IV (BH_)
24.0220-3709.2	480220 FORD KA (RB_)	24.3727-1097.2	581097 RENAULT CLIO IV Grandtour (KH_)
24.0220-3709.2	480220 FORD PUMA (EC_)	24.3727-1097.2	581097 RENAULT CLIO IV Kasten
24.0220-3709.2	480220 FORD STREET KA (RL2)	24.3727-1098.2	581098 RENAULT CLIO IV (BH_)
24.0220-3709.2	480220 MAZDA 121 III (JASM, JBMS)	24.3727-1098.2	581098 RENAULT CLIO IV Kasten
24.0222-9701.2	480219 CITROËN C3 II (SC_)	24.3727-1099.2	581099 RENAULT CLIO IV (BH_)
24.0222-9701.2	480219 CITROËN C3 III (SX)	24.3727-1099.2	581099 RENAULT CLIO IV Kasten
24.0222-9701.2	480219 CITROËN C-ELYSEE	24.3727-1966.2	581966 SUBARU TREZIA
		24.3727-1966.2	581966 TOYOTA VERSO S ( P12_)
		24.3727-1967.2	581967 SUBARU TREZIA
		24.3727-1967.2	581967 TOYOTA VERSO S ( P12_)
		24.3727-3407.2	583407 VW TOURAN (1T1, 1T2)
		24.3727-3407.2	583407 VW TOURAN (1T3)
		24.3727-3501.2	583501 OPEL CORSA E (X15)



# Neue Artikel

New parts - Nuevas referencias - Nouvelles références - Codici nuovi



24.3727-3501.2	583501	OPEL	CORSA E Van (X15)
24.3727-3501.2	583501	VAUXHALL	CORSA Mk IV (E) (X15)
24.3727-3501.2	583501	VAUXHALL	CORSAVAN Mk IV (E) (X15)











- DE** Ersetzte Artikel
- EN** Replaced parts
- ES** Referencias de sustitución
- FR** Références remplacées
- IT** Codici sostitutivi

2019



# Ersetzte Artikel

Replaced parts - Referencias de sustitución - Références remplacées - Codici sostitutivi

 <b>Vorgänger Nr.</b> Replaced No. Codice precedente Ancienne référence Número anterior	 <b>Nachfolge Nr.</b> Replacing No. Codice nuovo Nouvelle référence Número posterior	 <b>Vorgänger Nr.</b> Replaced No. Codice precedente Ancienne référence Número anterior	 <b>Nachfolge Nr.</b> Replacing No. Codice nuovo Nouvelle référence Número posterior
<b>24.0220-3036.1</b> 480301	<b>24.0220-3037.1</b> 480308		





- DE** Fahrzeugregister
- EN** Index of vehicles
- ES** Índice de vehículos
- FR** Liste des véhicules
- IT** Indice autovetture

2019





**ABARTH 31**

GRANDE PUNTO (199_)	31
PUNTO (199_)	31
PUNTO EVO (199_)	31

**ALFA ROMEO 31**

145 (930_)	31
146 (930_)	32
147 (937_)	33
155 (167_)	33
156 (932_)	34
156 Sportwagon (932_)	34
164 (164_)	35
166 (936_)	35
BRERA (939_)	35
GT (937_)	35
MITO (955_)	35
SPIDER (939_)	36

**AUDI 36**

80 Avant (8C5, B4)	36
A1 (8X1, 8XK)	37
A1 Sportback (8XA, 8XF)	37
A2 (8Z0)	37
A3 (8L1)	37
A3 (8P1)	38
A3 Sportback (8PA)	38
A4 (8D2, B5)	39
A4 (8E2, B6)	39
A4 (8EC, B7)	39
A4 Avant (8D5, B5)	39
A4 Avant (8E5, B6)	40
A4 Avant (8ED, B7)	40
A4 Cabriolet (8H7, B6, 8HE, B7)	40
A6 (4A2, C4)	40
A6 (4B2, C5)	40
A6 Avant (4A5, C4)	41
A6 Avant (4B5, C5)	41
ALLROAD (4BH, C5)	42
CABRIOLET (8G7, B4)	42
COUPE (89, 8B)	42
Q7 (4LB)	42
TT (8N3)	43
TT Roadster (8N9)	43

**BMW 43**

1 (E81)	43
1 (E87)	44
1 (F20)	46
1 (F21)	48
1 Cabriolet (E88)	50
1 Coupe (E82)	51
2 Cabriolet (F23)	51
2 Coupe (F22, F87)	52
3 (E36)	53
3 (E46)	54
3 (E90)	56
3 (F30, F80)	59
3 Cabriolet (E36)	61
3 Cabriolet (E46)	61
3 Cabriolet (E93)	62
3 Compact (E36)	64
3 Compact (E46)	64
3 Coupe (E36)	65
3 Coupe (E46)	66
3 Coupe (E92)	67
3 Gran Turismo (F34)	70
3 Touring (E36)	71
3 Touring (E46)	72
3 Touring (E91)	73
3 Touring (F31)	76
4 Cabriolet (F33, F83)	78
4 Coupe (F32, F82)	79
4 Gran Coupe (F36)	81
5 (E39)	82
5 (E60)	84
5 Gran Turismo (F07)	86
5 Touring (E34)	86

**BMW 43**

5 Touring (E39)	87
5 Touring (E61)	88
6 (E63)	90
6 Cabriolet (E64)	90
7 (E38)	90
7 (E65, E66, E67)	91
7 (F01, F02, F03, F04)	92
8 (E31)	92
X1 (E84)	92
X3 (E83)	93
X5 (E53)	94
X5 (E70)	95
X5 (F15, F85)	95
X6 (E71, E72)	96
X6 (F16, F86)	97
Z3 Coupe (E36)	97
Z3 Roadster (E36)	98
Z4 Coupe (E86)	98
Z4 Roadster (E85)	98
Z8 Roadster (E52)	99

**CHEVROLET 99**

ASTRA Schrägheck	99
ASTRA Stufenheck	99
AVEO / KALOS Schrägheck (T200)	99
AVEO / KALOS Stufenheck (T200)	100
AVEO Schrägheck (T250, T255)	100
AVEO Schrägheck (T300)	100
AVEO Stufenheck (T250, T255)	101
AVEO Stufenheck (T300)	101
CAPTIVA (C100, C140)	102
COBALT	102
CRUZE (J300)	102
CRUZE Schrägheck (J305)	102
CRUZE Station Wagon (J308)	102
EPICA (KL1_)	102
EVANDA	102
LACETTI (J200)	103
LACETTI Kombi (J200)	103
LACETTI Stufenheck (J200)	103
LANOS Stufenheck	103
MATIZ (M200, M250)	103
NUBIRA Kombi	104
NUBIRA Stufenheck	104
REZZO Großraumlimousine (U100)	105
SPARK	105
SPARK (M300)	105
TIGRA	105
VECTRA	106

**CHRYSLER 106**

300C	106
300 C (LX, LE)	106
300 C Touring (LX, LE)	106
CROSSFIRE	107
CROSSFIRE Roadster	107
DELTA	107
PT CRUISER (PT_)	107
PT CRUISER Cabriolet	107
SEBRING (JR)	107
SEBRING (JS)	107
SEBRING Cabriolet (JR)	107
SEBRING Cabriolet (JS)	107
VOYAGER / GRAND VOYAGER III (GS)	107
VOYAGER IV (RG, RS)	108
YPSILON	108

**CITROËN 108**

AX (ZA-)	108
BERLINGO / BERLINGO FIRST Großraumlimousine (MF, GJK, GFK)	109
BERLINGO / BERLINGO FIRST Kasten (M_)	112
BERLINGO (B9)	113
BERLINGO Kasten (B9)	114
BERLINGO Pritsche/Fahrgestell (B9)	114
C1 (PM_, PN_)	114

**CITROËN 108**

C15 (VD-)	121
C15 Kombi	122
C1 II (PA_, PS_)	114
C2 (JM_)	115
C2 ENTERPRISE (JG_)	115
C3 I (FC_, FN_)	116
C3 II (SC_)	117
C3 III (SX)	118
C3 Pluriel (HB_)	118
C4 AIRCROSS	119
C4 CACTUS	119
C4 Coupe (LA_)	119
C4 I (LC_)	119
C4 Stufenheck	120
C5 I (DC_)	120
C5 I Break (DE_)	120
C5 II (RC_)	120
C5 II Break (RE_)	120
C8 (EA_, EB_)	121
C-CROSSER (EP_)	122
C-CROSSER ENTERPRISE	122
C-ELYSEE	122
C-ZERO	123
DS3	123
DS3 Cabriolet	124
EVASION Großraumlimousine (22, U6)	124
JUMPER Bus	126
JUMPER Bus (230P)	126
JUMPER Bus (244, Z_)	128
JUMPER Kasten	129
JUMPER Kasten (230L)	129
JUMPER Kasten (244)	132
JUMPER Pritsche/Fahrgestell	133
JUMPER Pritsche/Fahrgestell (230)	133
JUMPER Pritsche/Fahrgestell (244)	135
JUMPY (U6U)	137
JUMPY (VF7)	137
JUMPY Kasten	138
JUMPY Kasten (BS_, BT_, BY_, BZ_)	138
JUMPY Pritsche/Fahrgestell (BU_, BV_, BW_, BX_)	139
NEMO Kasten (AA_)	140
NEMO Kombi	140
SAXO (S0, S1)	141
XANTIA (X1_, X2_)	142
XANTIA Break (X1_, X2_)	142
XM (Y4)	143
XSARA (N1)	143
XSARA Break (N2)	146
XSARA Coupe (N0)	147
XSARA Kasten/Kombi	149
XSARA Kasten/Schrägheck (N3_)	150
XSARA PICASSO (N68)	152
ZX (N2)	153
ZX Break (N2)	156

**DACIA 156**

DOKKER	156
DOKKER Express	157
DUSTER	157
DUSTER Kasten	158
LODGY	159
LOGAN (LS_)	159
LOGAN EXPRESS (FS_)	162
LOGAN II	161
LOGAN MCV (KS_)	162
LOGAN MCV II	163
LOGAN Pick-up (US_)	164
SANDERO	164
SANDERO II	166

**DAEWOO 166**

ARANOS	167
CIELO	167
ESPERO (KLEJ)	167
EVANDA (KLAL)	167
GENTRA Stufenheck	167
KALOS (KLAS)	167



**DAEWOO****166**

KALOS Stufenheck (KLAS)	168
LACETTI Schrägheck (KLAN)	168
LACETTI Stufenheck	168
LANOS (KLAT)	168
LANOS Stufenheck (KLAT)	169
MATIZ (M100, M150)	170
MATIZ (M200, M250)	170
MATIZ Kasten (KLA4)	170
NEXIA	171
NEXIA Stufenheck	171
NUBIRA (J100)	172
NUBIRA (J150)	172
NUBIRA Stufenheck (J100)	172
NUBIRA Stufenheck (J200)	173
NUBIRA Wagon (J100)	173
NUBIRA Wagon (J200)	173
RACER Schrägheck	173
REZZO (U100)	173
TOSCA	174

**DAIHATSU****174**

APPLAUSE II Schrägheck (A101)	174
APPLAUSE I Schrägheck (A101, A111)	174
CHARADE	174
CHARADE IV (G200, G202)	174
CHARADE IV Stufenheck (G203)	174
COPEN (L880_, L881_)	174
CUORE IV (L501)	175
CUORE V (L7_)	175
CUORE VI (L251, L250_, L260_)	175
CUORE VII (L275_, L285_, L276_)	175
MATERIA (M4_)	176
MOVE (L6_)	176
MOVE (L9_)	176
SIRION (M1)	176
SIRION (M3_)	176
TERIOS (J1_)	176
TERIOS (J2_)	177
TREVIS	177
YRV (M2)	177

**DS****177**

DS 3	177
DS 3 Cabriolet	177

**FIAT****178**

126 (126_)	178
500 (312_)	178
500 C (312_)	179
500L (351_, 352_)	179
BARCETTA (183_)	180
BRAVA (182_)	180
BRAVO I (182_)	181
BRAVO II (198_)	183
CINQUECENTO (170_)	183
COUPE (175_)	184
CROMA (154_)	184
DOBLO Cargo (223_)	184
DOBLO Großraumlimousine (119_, 223_)	186
DOBLO Kasten/Kombi (263_)	187
DOBLO Kombi (263_)	188
DOBLO Pritsche/Fahrgestell (263_)	188
DUCATO Bus (230_)	189
DUCATO Bus (244_)	193
DUCATO Bus (250_, 290_)	194
DUCATO Kasten (230_)	194
DUCATO Kasten (244_)	198
DUCATO Kasten (250_, 290_)	199
DUCATO Pritsche/Fahrgestell (230_)	199
DUCATO Pritsche/Fahrgestell (244_)	203
DUCATO Pritsche/Fahrgestell (250_, 290_)	204
ELBA (146_)	204
FIORINO Kasten/Kombi (225_)	205
FIORINO Kasten (146_)	205
FIORINO Pick up (146_)	206
FULLBACK Pick-up (502_, 503_)	207
GRANDE PUNTO (199_)	207

**FIAT****178**

GRANDE PUNTO Van (199_)	209
IDEA (350_)	209
LINEA (323_, 110_)	210
MAREA (185_)	210
MAREA Weekend (185_)	212
MULTIPLA (186_)	213
PALIO (178_)	214
PALIO Weekend (178_)	215
PANDA (141_)	216
PANDA (169_)	217
PANDA (312_, 319_)	218
PANDA Van (141_)	219
PANDA Van (169_)	219
PANDA VAN (312_, 519_)	221
PREMIO	221
PUNTO (176_)	221
PUNTO (188_)	223
PUNTO (199_)	225
PUNTO Cabriolet (176_)	226
PUNTO EVO (199_)	227
PUNTO EVO Van (199_)	228
PUNTO Van (176_)	228
PUNTO Van (188_)	229
PUNTO Van (199_)	230
QUBO (225_)	231
SCUDO (270_, 272_)	232
SCUDO Combinato (220_)	232
SCUDO Kasten (220_)	233
SCUDO Kasten (270_, 272_)	234
SCUDO Pritsche/Fahrgestell (220_)	234
SCUDO Pritsche/Fahrgestell (270_, 272_)	235
SEDICI (FY_)	235
SEICENTO / 600 (187_)	235
SEICENTO / 600 Van (287_)	236
SIENA (178_, 172_)	236
STILO (192_)	237
STILO Multi Wagon (192_)	237
STRADA Pick-up (178_)	237
STRADA Pick-up (278_)	237
TEMPRA (159_)	238
TEMPRA S.W. (159_)	240
TIPO Kombi (357_)	241
TIPO Schrägheck (357_)	241
TIPO Stufenheck (356_)	242
ULYSSE (179_)	242
ULYSSE (220_)	242
UNO (146_)	244
UNO Kasten (146_)	244

**FORD****245**

B-MAX (JK)	245
B-MAX Van	245
C-MAX (DM2)	246
C-MAX II (DXA/CB7, DXA/CEU)	246
C-MAX II Van	247
COUGAR (EC_)	247
COURIER Kasten (F3L, F5L)	247
COURIER Kasten (J5_, J3_)	247
ECOSPORT	248
ESCORT '95 Express (AVL)	248
ESCORT CLASSIC (AAL, ABL)	260
ESCORT CLASSIC Turnier (ANL)	261
ESCORT VII (GAL, AAL, ABL)	250
ESCORT VII Cabriolet (ALL)	253
ESCORT VII Stufenheck (GAL, AFL)	255
ESCORT VII Turnier (GAL, ANL)	258
FIESTA III (GFJ)	261
FIESTA IV (JA_, JB_)	262
FIESTA Kasten (JV_)	268
FIESTA V (JH_, JD_)	264
FIESTA VI (CB1, CCN)	266
FIESTA VI Van	267
FIESTA V Van	265
FOCUS (DAW, DBW)	268
FOCUS C-MAX	275
FOCUS II (DA_, HCP, DP)	269
FOCUS II Cabriolet	270
FOCUS III	271
FOCUS III Kasten/Kombi	272

**FORD****245**

FOCUS III Kasten/Schrägheck	272
FOCUS III Stufenheck	273
FOCUS III Turnier	274
FOCUS II Stufenheck (DB_, FCH, DH)	270
FOCUS II Turnier (DA_, FFS, DS)	270
FOCUS Stufenheck (DFW)	275
FOCUS Turnier (DNW)	276
FUSION (JU_)	277
GALAXY (WA6)	278
GALAXY (WGR)	278
GRAND C-MAX (DXA/CB7, DXA/CEU)	278
GRAND C-MAX Van	278
KA (RB_)	279
KA (RU8)	280
KA+	281
KA+ Stufenheck	281
KA Van (RB)	280
KUGA I	281
MAVERICK	281
MAVERICK (UDS, UNS)	281
MAVERICK VAN	282
MONDEO I (GBP)	282
MONDEO II (BAP)	284
MONDEO III (B5Y)	286
MONDEO III Stufenheck (B4Y)	287
MONDEO III Turnier (BWY)	287
MONDEO II Stufenheck (BFP)	285
MONDEO II Turnier (BNP)	286
MONDEO I Stufenheck (GBP)	283
MONDEO I Turnier (BNP)	284
MONDEO IV (BA7)	287
MONDEO IV Stufenheck (BA7)	287
MONDEO IV Turnier (BA7)	288
PUMA (EC_)	288
RANGER (ER, EQ)	290
RANGER (ET)	290
RANGER (TKE)	290
SCORPIO II (GFR, GGR)	290
SCORPIO II Turnier (GNR, GGR)	290
S-MAX (WA6)	290
STREET KA (RL2)	291
TOURNEO CONNECT	291
TOURNEO COURIER Kombi	291
TOURNEO CUSTOM Bus	292
TRANSIT Bus (E_)	292
TRANSIT Bus (FD_, FB_, FS_, FZ_, FC_)	294
TRANSIT CONNECT (P65_, P70_, P80_)	296
TRANSIT COURIER Kasten	296
TRANSIT COURIER Kombi	296
TRANSIT CUSTOM Bus	297
TRANSIT CUSTOM Kasten	297
TRANSIT Kasten (E_)	297
TRANSIT Kasten (FA_)	298
TRANSIT Pritsche/Fahrgestell (E_)	299
TRANSIT Pritsche/Fahrgestell (FM_, FN_)	300
TRANSIT TOURNEO	302

**FSO****304**

126P	304
------	-----

**HONDA****304**

ACCORD IX Stufenheck (CR)	304
ACCORD VIII (CU)	304
ACCORD VIII TOURER (CW)	304
CIVIC V Coupe (EJ)	304
CIVIC VI Aerodeck (MB, MC)	304
CIVIC VI Coupe (EJ, EM1)	305
CIVIC VI Fastback (MA, MB)	305
CIVIC VI Hatchback (EJ, EK)	305
CIVIC VII Hatchback (EU, EP, EV)	306
CIVIC VIII Stufenheck (FD, FA)	307
CIVIC VII Stufenheck (ES, ET)	306
CIVIC VI Stufenheck (EJ, EK)	306
CR-V I (RD)	307
CR-V II (RD_)	307
CR-V III (RE_)	307

**HONDA 304**

CRX III (EH, EG)	307
FR-V (BE)	308
HR-V (GH)	308
JAZZ II (GD_, GE3, GE2)	308
JAZZ III (GE_, GG_, GP_)	308
JAZZ Stufenheck (GD_)	308
LOGO (GA)	309
ODYSSEY Großraumlimousine (RA_)	309
SHUTTLE (RA)	309
STREAM (RN)	309

**HYUNDAI 309**

ACCENT I (X-3)	309
ACCENT II (LC)	309
ACCENT III (MC)	312
ACCENT III Stufenheck (MC)	312
ACCENT II Stufenheck (LC)	311
ACCENT IV (RB)	312
ACCENT IV Stufenheck (RB)	312
ACCENT Stufenheck (X-3)	312
ATOS (MX)	313
COUPE (RD)	314
ELANTRA (XD)	314
ELANTRA Stufenheck (HD)	315
ELANTRA Stufenheck (XD)	315
GALLOPER II (JK-01)	316
GETZ (TB)	316
GRANDEUR (HG)	318
GRAND SANTA FÉ	318
H-1 / STAREX Großraumlimousine (A1)	318
H100 Bus (P)	319
H100 Kasten	320
H100 Pick-up	320
H100 Pritsche/Fahrgestell	320
H-1 Cargo (TQ)	319
H-1 Kasten (A1)	319
H-1 Pritsche/Fahrgestell	319
H-1 Travel (TQ)	319
i10 (BA, IA)	320
i10 (PA)	320
i20 (GB, IB)	320
i20 (PB, PBT)	321
i20 ACTIVE (IB, GB)	321
i20 Coupe (GB)	321
i30 (FD)	321
i30 (GD)	322
i30 Coupe	322
i30 Kombi (FD)	322
i30 Kombi (GD)	322
ix35 (LM, EL, ELH)	323
ix55	323
LANTRA II (J-2)	323
LANTRA II Kombi (J-2)	324
MATRIX (FC)	324
SANTA FÉ I (SM)	324
SANTA FÉ II (CM)	325
SANTA FÉ III (DM)	325
S COUPE (SLC)	325
SONATA IV (EF)	325
SONATA V (NF)	326
TERRACAN (HP)	326
TUCSON (JM)	326

**INFINITI 326**

FX	326
M (Y51)	326
M35	326
M37	326
Q50	326
Q60 Coupe	327
Q70 (Y51)	327
QX60	327
QX70	327

**ISUZU 327**

D-MAX I (TFR, TFS)	327
D-MAX II (TFR, TFS)	327

**ISUZU 327**

D-MAX II Pritsche/Fahrgestell (TFR, TFS)	327
D-MAX I Pritsche/Fahrgestell (TFR, TFS)	327

**IVECO 327**

DAILY II Bus	327
DAILY III Kasten/Kombi	329
DAILY III Pritsche/Fahrgestell	330
DAILY II Kasten/Kombi	327
DAILY II Kipper	328
DAILY II Pritsche/Fahrgestell	329

**JAGUAR 330**

XJ (X300, X330)	330
XJ (X308)	330
XK 8 Coupe (X100)	330

**JEEP 330**

CHEROKEE (KJ)	330
CHEROKEE (XJ)	331
COMPASS (MK49)	331
PATRIOT (MK74)	331
WRANGLER II (TJ)	331

**KIA 331**

CARENS III Großraumlimousine (UN)	331
CARNIVAL / GRAND CARNIVAL III (VQ)	332
CARNIVAL I (UP)	332
CARNIVAL II (GQ)	332
CEE'D Schrägheck (ED)	332
CEE'D SW (ED)	332
CERATO Stufenheck	332
CERATO Stufenheck (LD)	333
MAGENTIS (GD, MS)	333
MAGENTIS (MG)	333
OPTIMA	333
PICANTO (SA)	333
PICANTO (TA)	334
PREGIO Bus	334
PREGIO Kasten (TB)	334
PRIDE (DA)	334
PRIDE Kombi	334
PRIDE Van (DA)	335
PRO CEE'D (ED)	335
RIO II (JB)	335
RIO III (UB)	335
RIO III Stufenheck (UB)	336
RIO II Stufenheck (JB)	335
RIO Kombi (DC)	336
RIO Stufenheck (DC_)	336
SEPHIA (FA)	337
SEPHIA Stufenheck (FA)	337
SHUMA (FB)	337
SHUMA II (FB)	337
SHUMA II Stufenheck (FB)	338
SHUMA Stufenheck (FB)	338
SORENTO I (JC)	338
SORENTO II (XM)	338
SOUL (AM)	338
SOUL II (PS)	339
SPORTAGE (JE_, KM_)	339
SPORTAGE (K00)	339
SPORTAGE (SL)	339

**LADA 339**

110 (2110)	339
111 (2111)	340
112 (2112)	340
1200-1600	341
KALINA Kombi (1117)	341
KALINA Kombi (2194)	341
KALINA Schrägheck (1119)	341
KALINA Schrägheck (2192)	342
KALINA Stufenheck (1118)	342

**LADA 339**

NIVA Geländewagen geschlossen (2121, 2131)	342
NOVA (2105)	343
NOVA Kombi (2104)	343
PRIORA Kombi (2171)	343
PRIORA Schrägheck (2172)	344
PRIORA Stufenheck (2170)	344
SAMARA (2108, 2109, 2115, 2113, 2114)	344
SAMARA FORMA Stufenheck (21099, 2115)	345
TAIGA II (2123)	345
TOSCANA (2107)	346

**LANCIA 346**

DEDRA (835_)	346
DEDRA SW (835_)	347
DELTA II (836_)	348
DELTA III (844_)	348
FLAVIA Cabriolet (JS_)	348
MUSA (350_)	348
PHEDRA (179_)	349
THEMA (LX_)	349
Y (840_)	350
YPSILON (312_)	351
YPSILON (843_)	351
ZETA (22_)	352

**LAND ROVER 353**

DEFENDER Cabrio (L316)	353
DEFENDER Pick-up (L316)	353
DEFENDER Pritsche/Fahrgestell (L316)	353
DEFENDER Station Wagon (L316)	353
DISCOVERY I (LJ)	353
DISCOVERY II (L318)	353
DISCOVERY III (L319)	353
DISCOVERY IV (L319)	353
FREELANDER (L314)	354
FREELANDER 2 (L359)	354
FREELANDER Soft Top (L314)	355
RANGE ROVER II (P38A)	355
RANGE ROVER III (L322)	355
RANGE ROVER SPORT (L320)	356
RANGE ROVER SPORT (L494)	356

**LEXUS 356**

ES (_V4_)	356
ES (_V6_)	356
GS (_S16_)	356
GS (JZS147_)	356
GX (_J12_)	356
GX (URJ15_)	356
IS I (_E1_)	356
IS SportCross (_E1_)	357
LS (_F2_)	357
LX (UZJ100)	357
RX (MCU15)	357
SC Cabriolet (UZZ40_)	357

**MAZDA 357**

121 II (DB)	360
121 III (JASM, JBSM)	360
2 (DE_, DH_3)	357
2 (DL, DJ)	358
2 (DY)	358
3 (BK)	358
3 (BL)	358
323 C IV (BG)	361
323 C V (BA)	361
323 F V (BA)	362
323 F VI (BJ)	362
323 P V (BA)	363
323 S IV (BG)	363
323 S V (BA)	364
323 S VI (BJ)	364
3 Stufenheck (BK)	359
3 Stufenheck (BL)	359
5 (CR19)	359





**MAZDA****357**

5 (CW)	359
626 III Station Wagon (GV)	365
626 IV (GE)	365
626 IV Hatchback (GE)	365
626 V (GF)	366
626 V Hatchback (GF)	366
626 V Station Wagon (GW)	366
6 Hatchback (GG)	359
6 Station Wagon (GY)	359
6 Stufenheck (GG)	360
B-SERIE (UF)	367
B-SERIE (UN)	367
BT-50 Pick-up (CD, UN)	367
BT-50 Pritsche/Fahrgestell (CD, UN)	367
DEMIO (DW)	367
E-SERIE Bus	367
E-SERIE Kasten (SR2)	367
E-SERIE Pritsche/Fahrgestell (SD1)	367
MPV II (LW)	368
MX-3 (EC)	368
MX-6 (GE)	368
PREMACY (CP)	368
TRIBUTE (EP)	369
XEDOS 6 (CA)	369

**MERCEDES-BENZ****369**

100 Bus (631)	369
100 Kasten (631)	370
100 Pritsche/Fahrgestell (631)	370
A-KLASSE (W168)	370
A-KLASSE (W169)	373
B-KLASSE (W245)	374
CITAN Kasten (415)	374
CITAN Kombi / Tourer (415)	375
CITAN Mixto (415)	375
C-KLASSE (W202)	375
C-KLASSE (W203)	376
C-KLASSE (W204)	378
C-KLASSE Coupe (C204)	379
C-KLASSE Sportcoupe (CL203)	380
C-KLASSE T-Model (S202)	381
C-KLASSE T-Model (S203)	382
C-KLASSE T-Model (S204)	383
CLC-KLASSE (CL203)	384
CLK (C208)	385
CLK (C209)	385
CLK Cabriolet (A208)	386
CLK Cabriolet (A209)	387
CLS (C218)	387
CLS (C219)	389
CLS Shooting Brake (X218)	389
E-KLASSE (W210)	390
E-KLASSE (W211)	392
E-KLASSE (W212)	393
E-KLASSE Cabriolet (A124)	395
E-KLASSE Cabriolet (A207)	395
E-KLASSE Coupe (C124)	396
E-KLASSE Coupe (C207)	396
E-KLASSE T-Model (S124)	397
E-KLASSE T-Model (S210)	397
E-KLASSE T-Model (S211)	399
E-KLASSE T-Model (S212)	401
G-KLASSE (W461)	403
G-KLASSE (W463)	403
G-KLASSE Cabrio (W463)	405
GLK-KLASSE (X204)	405
GL-KLASSE (X164)	406
M-KLASSE (W163)	406
M-KLASSE (W164)	407
R-KLASSE (W251, V251)	408
S-KLASSE (W140)	409
S-KLASSE (W220)	409
S-KLASSE (W221)	412
S-KLASSE Coupe (C140)	412
S-KLASSE Coupe (C215)	413
S-KLASSE Coupe (C216)	413
SL (R129)	414
SL (R230)	414
SLK (R170)	415

**MERCEDES-BENZ****369**

SLK (R171)	415
SPRINTER 2-t Bus (901, 902)	415
SPRINTER 2-t Kasten (901, 902)	416
SPRINTER 2-t Pritsche/Fahrgestell (901, 902)	416
SPRINTER 3,5-t Bus (906)	417
SPRINTER 3,5-t Kasten (906)	418
SPRINTER 3,5-t Pritsche/Fahrgestell (906)	420
SPRINTER 3-t Bus (903)	421
SPRINTER 3-t Bus (906)	422
SPRINTER 3-t Kasten (903)	423
SPRINTER 3-t Kasten (906)	423
SPRINTER 3-t Pritsche/Fahrgestell (903)	424
SPRINTER 3-t Pritsche/Fahrgestell (906)	425
SPRINTER 4,6-t Kasten (906)	426
SPRINTER 4,6-t Pritsche/Fahrgestell (906)	426
SPRINTER 4-t Bus (904)	427
SPRINTER 4-t Kasten (904)	427
SPRINTER 4-t Pritsche/Fahrgestell (904)	428
SPRINTER 5-t Bus	429
SPRINTER 5-t Kasten (906)	429
SPRINTER 5-t Pritsche/Fahrgestell (906)	431
SPRINTER CLASSIC 3,5-t Kasten (909)	432
SPRINTER CLASSIC 4,6-t Bus (909)	432
T1 Bus (601)	432
T1 Bus (602)	433
T1 Kasten (601, 611)	433
T1 Kasten (602)	433
T1 Pritsche/Fahrgestell (601)	434
T1 Pritsche/Fahrgestell (602)	434
VANEO (414)	434
VIANO (W639)	434
VITO / MIXTO Kasten (W639)	435
VITO Bus (638)	436
VITO Bus (W639)	437
VITO Kasten (638)	438
VITO Kasten (W447)	438
VITO Mixto (W447)	438
VITO Tourer (W447)	439
V-KLASSE (638/2)	439
V-KLASSE (W447)	439
X-KLASSE (470)	440
X-KLASSE Pritsche/Fahrgestell (470)	440

**MG****440**

MG ZT	440
MG ZT- T	440

**MINI****440**

MINI (F55)	440
MINI (F56)	440
MINI (R50, R53)	441
MINI (R56)	441
MINI Cabriolet (F57)	441
MINI Cabriolet (R52)	441
MINI Cabriolet (R57)	442
MINI CLUBMAN (R55)	442
MINI CLUBVAN (R55)	442
MINI Coupe (R58)	442
MINI Roadster (R59)	442

**MITSUBISHI****442**

ASX (GA_W_)	442
ASX Van (GA_W_)	443
ATTRAGE Stufenheck (A1_A)	443
CARISMA (DA_)	443
CARISMA Stufenheck (DA_)	444
COLT CZC Cabriolet (RG)	446
COLT IV (CA_A)	445
COLT V (CJ_, CP_)	445
COLT VI (Z3_A, Z2_A)	445
GALANT Stufenheck (DJ_, ED_, EF_)	447
GALANT V (E5_A, E7_A, E8_A)	446
GALANT VI (EA_)	446
GALANT VI Kombi (EA_)	447
GALANT V Stufenheck (E5_A, E7_A, E8_A)	446
GRANDIS (NA_W)	447

**MITSUBISHI****442**

i (HA_)	447
L 200 / TRITON (KA_T, KB_T)	448
L 200 / TRITON Pritsche/Fahrgestell (KA_T, KB_T)	448
L 200 (K3_T, K2_T, K1_T, K0_T)	448
L 200 (K7_T, K6_T)	449
L200 (KJ_, KK_, KL_)	447
L 300 III Bus (P0_W, P1_W, P2_W)	449
L 300 III Kasten (P0_V, P1_V, P2_V)	449
L 400 Bus (PD_W, PC_W, PA_V, PB_V, PA_W)	449
L 400 Kasten (PD_W, PC_W, PB_V, PA_W, PA_V)	450
LANCER V (CB_A, CD_A, CE_A)	450
LANCER VI (CJ-CP_)	451
LANCER VII (CS_A, CT_A)	451
LANCER VIII (CY_A, CZ_A)	452
LANCER VIII Sportback (CX_A)	452
LANCER VII Kombi (CS_W, CT_W)	452
LANCER V Station Wagon (CB_W, CD_W)	450
MIRAGE Schrägheck (CJ_A)	453
MIRAGE Stufenheck (CK_A)	453
OUTLANDER I (CU_W)	453
OUTLANDER II (CW_W)	454
PAJERO CLASSIC (V2_W)	456
PAJERO II (V3_W, V2_W, V4_W)	454
PAJERO II (V3_W)	454
PAJERO II Canvas Top (V2_W, V4_W)	455
PAJERO III (V7_W, V6_W)	455
PAJERO III Canvas Top (V6_W, V7_W)	455
PAJERO IV (V8_W, V9_W)	455
PAJERO IV Van (V90, V80, V8_V)	456
PAJERO PININ (H6_W, H7_W)	456
PAJERO SPORT II (KH_, KG_)	456
SANTAMO	456
SPACE RUNNER (N1_W, N2_W)	456
SPACE RUNNER (N6_W)	457
SPACE STAR Großraumlimousine (DG_A)	457
SPACE STAR Schrägheck (A0_A)	458
SPACE WAGON (N3_W, N4_W)	458
SPACE WAGON (N9_W, N8_W)	458

**NISSAN****458**

350 Z Coupe (Z33)	458
350 Z Roadster (Z33)	458
ALMERA Classic (B10)	461
ALMERA I (N15)	458
ALMERA I Hatchback (N15)	460
ALMERA II (N16)	460
ALMERA II Hatchback (N16)	461
ALMERA TINO (V10)	461
CABSTAR (F23, H41, H42)	462
CUBE (Z12)	462
EVALIA Bus	462
GT-R (R35)	462
INTERSTAR Bus (X70)	462
INTERSTAR Kasten (X70)	462
INTERSTAR Pritsche/Fahrgestell	463
JUKE (F15)	463
KUBISTAR Kasten (X76)	463
LEAF (ZE0)	464
LEAF (ZE1)	464
MICRA C+C III (K12)	466
MICRA II (K11)	464
MICRA III (K12)	465
MICRA IV (K13)	466
MURANO I (Z50)	467
MURANO II (Z51)	467
MURANO III (Z52_)	467
NAVARA (D22_)	467
NAVARA Pick-up (D23)	467
NAVARA Pritsche/Fahrgestell (D22)	467
NAVARA Pritsche/Fahrgestell (D23)	468
NOTE (E11, NE11)	468
NOTE (E12)	468
NP300 NAVARA (D40)	468
NP300 NAVARA Pritsche/Fahrgestell (D40)	469
NP300 PICKUP (D22)	469
NV200 Kasten/Kombi	469
PATHFINDER II (R50)	469



**NISSAN****458**

PATHFINDER III (R51)	470
PATROL GR IV (Y60, GR)	470
PICK UP (D21)	470
PICK UP (D22)	470
PIXO (UA0)	470
PRIMASTAR Bus (X83)	471
PRIMASTAR Kasten (X83)	471
PRIMASTAR Pritsche/Fahrgestell (X83)	471
PRIMERA (P10)	472
PRIMERA (P11)	472
PRIMERA (P12)	472
PRIMERA Hatchback (P10)	473
PRIMERA Hatchback (P11)	473
PRIMERA Hatchback (P12)	474
PRIMERA Traveller (W10)	474
PRIMERA Traveller (WP11)	474
PRIMERA Traveller (WP12)	475
QASHQAI / QASHQAI +2 I (J10, JJ10)	475
QASHQAI II Geländewagen geschlossen (J11, J11_)	476
SENTRA VII (B17)	476
SERENA (C23)	476
SUNNY III Kasten (Y10)	477
SUNNY III Traveller (Y10)	477
TERRANO I (WD21)	477
TERRANO II (R20)	477
TERRANO II Van (R20)	478
URVAN Bus (E24)	479
URVAN Kasten (E24)	479
VANETTE CARGO Bus (HC 23)	479
VANETTE CARGO Kasten (HC 23)	480
X-TRAIL (T30)	480
X-TRAIL (T31)	481

**OPEL****481**

ADAM (M13)	481
AGILA (A) (H00)	482
AGILA (B) (H08)	482
ANTARA (L07)	483
ARENA Bus (A97)	483
ARENA Combi (A97)	484
ARENA Kasten (A97)	484
ARENA Kasten (TB, TF)	484
ASTRA CLASSIC Schrägheck (A04)	485
ASTRA F (T92)	485
ASTRA F Cabriolet (T92)	487
ASTRA F Caravan (T92)	488
ASTRA F CC (T92)	489
ASTRA F CLASSIC Caravan (T92)	492
ASTRA F CLASSIC CC (T92)	492
ASTRA F CLASSIC Stufenheck (T92)	493
ASTRA F Van (T92)	493
ASTRA G Cabriolet (T98)	494
ASTRA G Caravan (T98)	494
ASTRA G CC (T98)	496
ASTRA G Coupe (T98)	498
ASTRA G Kasten (F70)	498
ASTRA G Stufenheck (T98)	499
ASTRA H (A04)	501
ASTRA H Caravan (A04)	502
ASTRA H GTC (A04)	502
ASTRA H Kasten (L70)	503
ASTRA H Stufenheck (A04)	504
ASTRA H TwinTop (A04)	504
ASTRA J (P10)	504
ASTRA J Caravan (P10)	504
ASTRA J GTC	505
ASTRA J Stufenheck	505
CALIBRA A (C89)	505
CAMPO (TF0, TF1)	506
COMBO (71_)	506
COMBO Combi / Tour (X12)	506
COMBO Kasten/Kombi	507
COMBO Kasten/Kombi (X12)	508
COMBO Pritsche/Fahrgestell (X12)	508
COMBO Tour	509
CORSA B (S93)	509
CORSA B Caravan (S93)	511
CORSA B Kasten (S93)	511

**OPEL****481**

CORSA C (X01)	512
CORSA C Kasten (X01)	513
CORSA D (S07)	514
CORSA D Van (S07)	515
CORSA E (X15)	516
CORSA E Van (X15)	517
FRONTERA A (U92)	517
FRONTERA A Sport (U92)	518
FRONTERA B (U99)	518
INSIGNIA A (G09)	518
INSIGNIA A Stufenheck (G09)	519
INSIGNIA Caravan	519
KARL (C16)	519
MERIVA A Großraumlimousine (X03)	519
MOVANO Combi (X70)	519
MOVANO Kasten (X70)	520
MOVANO Kipper (X70)	521
MOVANO Pritsche/Fahrgestell (X70)	522
OMEGA B (V94)	523
OMEGA B Caravan (V94)	523
SIGNUM CC (Z03)	524
TIGRA (S93)	524
TIGRA TwinTop (X04)	525
VECTRA B (J96)	525
VECTRA B Caravan (J96)	526
VECTRA B CC (J96)	528
VECTRA C (Z02)	529
VECTRA C Caravan (Z02)	530
VECTRA C CC (Z02)	530
VIVARO A Combi (X83)	530
VIVARO A Kasten (X83)	530
VIVARO A Pritsche/Fahrgestell (X83)	530
ZAFIRA A Großraumlimousine (T98)	530
ZAFIRA B (A05)	532
ZAFIRA B Van (A05)	532

**PEUGEOT****532**

1007 (KM_)	589
106 I (1A, 1C)	532
106 II (1)	534
106 Van (1_)	536
107	538
108	538
2008 (CU_)	589
205 II (20A/C)	538
205 Kasten	541
206+ (2L_, 2M_)	547
206 CC (2D)	541
206 Schrägheck (2A/C)	541
206 Stufenheck	545
206 SW (2E/K)	545
206 Van	546
207 (WA_, WC_)	547
207 CC (WD_)	549
207 Stufenheck	549
207 SW (WK_)	549
207 Van	550
208 (CA_, CC_)	550
208 Kasten (CR_)	552
301	552
306 (7B, N3, N5)	552
306 Break (7E, N3, N5)	558
306 Cabriolet (7D, N3, N5)	559
306 Kasten/Kombi (N_, 7_)	562
306 Kasten/Schrägheck	564
306 Schrägheck (7A, 7C, N3, N5)	567
307 (3A/C)	576
307 Break (3E)	576
307 CC (3B)	576
307 SW (3H)	577
308 SW (4E_, 4H_)	577
4007 (GP_)	590
4008	590
405 II (4B)	577
405 II Break (4E)	577
406 (8B)	579
406 Break (8E/F)	582
406 Coupe (8C)	584
407 (6D_)	584

**PEUGEOT****532**

407 Coupe (6C_)	585
407 SW (6E_)	585
605 (6B)	585
607 (9D, 9U)	585
806 (221)	586
807 (E)	588
BIPPER (AA_)	590
BIPPER Tepee	591
BOXER Bus	591
BOXER Bus (230P)	591
BOXER Bus (244, Z_)	595
BOXER Kasten	596
BOXER Kasten (230L)	596
BOXER Kasten (244)	599
BOXER Pritsche/Fahrgestell	600
BOXER Pritsche/Fahrgestell (244)	601
BOXER Pritsche/Fahrgestell (ZCT_)	602
EXPERT (224_)	605
EXPERT Kasten (222)	606
EXPERT Kasten (VF3A_, VF3U_, VF3X_)	607
EXPERT Pritsche/Fahrgestell	607
EXPERT Pritsche/Fahrgestell (223)	607
EXPERT Tepee (VF3X_)	608
ION	608
PARTNER Combispace (5F)	608
PARTNER Kasten	610
PARTNER Kasten (5)	611
PARTNER Pritsche/Fahrgestell	612
PARTNER Tepee	613

**PORSCHE****613**

718 BOXSTER (982)	613
718 CAYMAN (982)	613
911 (991)	613
911 (996)	614
911 (997)	614
911 Cabriolet (991)	614
911 Cabriolet (996)	615
911 Cabriolet (997)	615
911 Targa (991)	615
911 Targa (996)	615
918 Spyder	615
BOXSTER (981)	615
BOXSTER (986)	616
BOXSTER (987)	616
BOXSTER Spyder (981)	616
BOXSTER Spyder (987)	616
CAYENNE (92A)	617
CAYENNE (9PA)	616
CAYENNE (9YA)	617
CAYMAN (981)	617
CAYMAN (987)	617
PANAMERA (970)	617
PANAMERA (971)	618

**PROTON****618**

PERSONA 300 (C9_M)	618
PERSONA 400 (C9_S)	618
PERSONA 400 Hatchback (C9_C, C9_S)	618
WIRA	618
WIRA Hatchback	619

**RENAULT****619**

19 II (B/C53_)	619
19 II Cabriolet (D53_, 853_)	619
ALASKAN	620
CAPTUR (J5_, H5_)	620
CLIO Grandtour (KR0/1_)	639
CLIO I (B/C57_, 5/357_)	620
CLIO II (BB_, CB_)	627
CLIO III (BR0/1, CR0/1)	634
CLIO III Kasten (SB_, SR_)	636
CLIO II Kasten (SB0/1/2_)	632
CLIO I Kasten (S57_)	626
CLIO IV (BH_)	637
CLIO IV Grandtour (KH_)	638
CLIO IV Kasten	638



**RENAULT****619**

DOKKER	640
DUSTER (HS_)	640
ESPACE II (J/S63_)	641
ESPACE III (JEO_)	642
EXPRESS Kasten/Kombi	642
EXPRESS Pick-up	643
FLUENCE (L3_)	643
GRAND SCÉNIC II (JM0/1_)	643
KANGOO / GRAND KANGOO (KW0/1_)	644
KANGOO (KC0/1_)	645
KANGOO BE BOP (KW0/1_)	648
KANGOO Express (FW0/1_)	648
KANGOO Rapid (FC0/1_)	649
KOLEOS I (HY_)	651
LAGUNA Coupe (DT0/1)	657
LAGUNA I (B56_, 556_)	652
LAGUNA I Grandtour (K56_)	653
LAGUNA II (BG0/1_)	656
LAGUNA II Grandtour (KG0/1_)	656
LAGUNA III (BT0/1)	657
LAGUNA III Grandtour (KT0/1)	657
LOGAN EXPRESS (US_)	659
LOGAN I (LS_)	657
LOGAN II (L8_)	659
LOGAN II Kombi (K8_)	659
LOGAN I Kombi (KS_)	658
MASTER I Bus (T_)	660
MASTER II Bus (JD)	661
MASTER II Kasten (FD)	661
MASTER II Pritsche/Fahrgestell (ED/HD/UD)	662
MASTER I Kasten (T_)	660
MASTER I Pritsche/Fahrgestell (P_)	660
MEGANE CC (EZ0/1_)	674
MEGANE I (BA0/1_)	662
MEGANE I Cabriolet (EA0/1_)	666
MEGANE I Classic (LA0/1_)	666
MEGANE I Coach (DA0/1_)	670
MEGANE I Grandtour (KA0/1_)	671
MEGANE II (BM0/1_, CM0/1_)	672
MEGANE II Grandtour (KM0/1_)	672
MEGANE III Coupe (DZ0/1_)	673
MEGANE III Grandtour (KZ0/1)	673
MEGANE III Schrägheck (BZ0/1_)	673
MEGANE II Stufenheck (LM0/1_)	672
MEGANE Scenic (JA0/1_)	674
MODUS / GRAND MODUS (F/J/P0_)	675
RAPID	676
RAPID Kasten (F40_, G40_)	677
SAFRANE I (B54_)	679
SAFRANE II (B54_)	680
SANDERO/STEPWAY I (BS_)	680
SANDERO/STEPWAY II (B8_)	681
SCÉNIC I Großraumlimousine (JA0/1_ FA0_)	681
SCÉNIC II (JM0/1_)	682
SUPER 5 (B/C40_)	683
SUPER 5 Kasten (S40_)	684
THALIA I (LB_)	685
THALIA II (LU1/2_)	687
THALIA III (L8_)	688
TRAFIC Bus (TXW)	689
TRAFIC II Bus (JL)	688
TRAFIC II Kasten (FL)	688
TRAFIC II Pritsche/Fahrgestell (EL)	689
TRAFIC Kasten (TXX)	690
TRAFIC Pritsche/Fahrgestell (PXX)	691
TWINGO I (C06_)	692
TWINGO II (CN0_)	693
TWINGO III (BCM_)	694
TWINGO I Kasten (S06_)	692
ZOE (BFM_)	694

**ROVER****694**

100 / METRO Schrägheck (XP)	696
100 Cabriolet (XP)	696
200 Cabriolet (XW)	696
200 Coupe (XW)	696
200 Schrägheck (RF)	696

**ROVER****694**

25 Schrägheck (RF)	694
400 (RT)	697
400 Schrägheck (RT)	697
400 Tourer (XW)	697
45 Schrägheck (RT)	695
45 Stufenheck (RT)	695
75 (RJ)	695
75 Tourer (RJ)	695
COUPE	697
MINI Schrägheck	698

**SAAB****698**

9000	701
9000 Schrägheck	702
900 II	700
900 II Cabriolet	701
900 II Coupe	701
9-3 (YS3D)	698
9-3 Cabriolet (YS3D)	698
9-5 (YS3E)	699
9-5 Kombi (YS3E)	700

**SEAT****702**

ALHAMBRA (7V8, 7V9)	702
ALTEA (5P1)	702
ALTEA XL (5P5, 5P8)	703
ARONA (KJ7)	703
AROSA (6H)	703
CORDOBA (6K1, 6K2)	704
CORDOBA (6L2)	709
CORDOBA Vario (6K5)	710
IBIZA II (6K1)	713
IBIZA III (6L1)	717
IBIZA IV (6J5, 6P1)	718
IBIZA IV SPORTCOUPE (6J1, 6P5)	719
IBIZA IV ST (6J8, 6P8)	721
IBIZA V (KJ1)	722
INCA (6K9)	722
LEON (1M1)	723
LEON (1P1)	723
LEON (5F1)	723
LEON Kasten/Schrägheck (5F1)	724
LEON SC (5F5)	724
LEON ST (5F8)	724
LEON ST Kasten/Kombi (5F8)	725
MARBELLA (28)	725
Mii (KF1)	725
TERRA (24)	725
TOLEDO I (1L)	726
TOLEDO II (1M2)	727
TOLEDO III (5P2)	727
TOLEDO IV (KG3)	728

**SKODA****728**

CITIGO	728
FABIA I (6Y2)	729
FABIA I Combi (6Y5)	731
FABIA II (542)	734
FABIA II Combi (545)	735
FABIA III (NJ3)	736
FABIA III Kombi (NJ5)	737
FABIA I Praktik (6Y5)	732
FABIA I Stufenheck (6Y3)	733
FAVORIT Pick-up (787)	738
FELICIA Cube Van (6U5)	741
FELICIA I (6U1)	738
FELICIA II (6U1)	741
FELICIA II Kombi (6U5)	741
FELICIA I Kombi (6U5)	739
FELICIA I Pick-up (6UF, 6U7)	740
OCTAVIA I (1U2)	742
OCTAVIA I Combi (1U5)	744
OCTAVIA II (1Z3)	745
OCTAVIA II Combi (1Z5)	745
RAPID (NH3)	746
RAPID Spaceback (NH1)	746
ROOMSTER (5J)	747

**SKODA****728**

ROOMSTER Praktik (5J)	748
SUPERB I (3U4)	749
SUPERB II (3T4)	749
YETI (5L)	749

**SMART****749**

CABRIO (450)	749
CITY-COUPE (450)	750
CROSSBLADE (450)	751
FORFOUR (454)	751
FORFOUR Schrägheck (453)	752
FORTWO Cabrio (450)	752
FORTWO Cabrio (451)	753
FORTWO Cabriolet (453)	753
FORTWO Coupe (450)	754
FORTWO Coupe (451)	754
FORTWO Coupe (453)	755
ROADSTER (452)	755
ROADSTER Coupe (452)	756

**SSANGYONG****756**

ACTYON SPORTS I (QJ)	756
----------------------	-----

**SUBARU****756**

FORESTER (SF_)	756
FORESTER (SG_)	756
FORESTER (SH_)	757
FORESTER (SJ_)	757
IMPREZA Coupe (GFC)	757
IMPREZA Schrägheck (GP)	758
IMPREZA Schrägheck (GR, GH, G3)	758
IMPREZA Station Wagon (GF)	758
IMPREZA Station Wagon (GG)	759
IMPREZA Stufenheck (GC)	759
IMPREZA Stufenheck (GD)	760
IMPREZA Stufenheck (GJ)	760
IMPREZA Stufenheck (GR)	760
JUSTY II (JMA, MS)	760
JUSTY III (G3X)	761
JUSTY IV	761
LEGACY II (BD)	761
LEGACY II Station Wagon (BG)	761
LEGACY IV (BL)	762
LEGACY IV Station Wagon (BP)	762
LEGACY OUTBACK (BG)	763
LEGACY V (BM)	762
LEGACY V Station Wagon (BR)	762
OUTBACK (BL, BP)	763
OUTBACK (BR)	763
TREZIA	763
XV (GP)	763
XV (GT)	763

**SUZUKI****763**

ALTO (EF)	763
ALTO (FF)	763
ALTO (GF)	764
ALTO (HA12, HA23)	764
BALENO (EG)	764
BALENO Kombi (EG)	764
BALENO Schrägheck (EG)	765
CARRY Bus	765
CARRY Kasten (FD)	766
CARRY Pritsche/Fahrgestell (FD, DA5_T, DA6_T)	766
CELÉRIO (LF)	766
GRAND VITARA I (FT, HT)	766
GRAND VITARA I Cabriolet (GT)	767
GRAND VITARA II (JT, TE, TD)	767
IGNIS I (FH)	767
IGNIS II (MH)	768
JIMNY Geländewagen geschlossen (SN)	768
JIMNY Geländewagen offen (SN)	769
LIANA (ER, RH_)	769
LIANA Schrägheck	769
SAMURAI Geländewagen geschlossen (SJ)	770

**SUZUKI****763**

SPLASH (EX)	770
SWIFT III (MZ, EZ)	772
SWIFT II Schrägheck (EA, MA)	771
SWIFT II Stufenheck (AH, AJ)	772
SWIFT IV (FZ, NZ)	773
SX4 (EY, GY)	774
SX4 Stufenheck (GY)	775
VITARA (ET, TA)	775
VITARA Cabrio (ET, TA)	775
WAGON R+ Schrägheck (EM)	776
WAGON R+ Schrägheck (MM)	777
WAGON R Schrägheck	776

**TOYOTA****777**

4 RUNNER (_N18_)	777
ALTEZZA (_E1_)	777
ALTEZZA GITA Kombi (_XE1_)	777
AURIS (_E15_)	778
AURIS (_E18_)	778
AURIS TOURING SPORTS Kombi (_E18_)	778
AURIS VAN Kasten (_E18_)	778
AVENSIS (_T22_)	778
AVENSIS (_T25_)	779
AVENSIS Combi (_T25_)	780
AVENSIS Kombi (_T22_)	780
AVENSIS Liftback (_T22_)	781
AVENSIS Stufenheck (_T25_)	782
AVENSIS VERSO (_M2_)	782
AYGO (_B1_)	783
AYGO (_B4_)	783
CAMRY (_V1_)	783
CAMRY (_V2_)	783
CAMRY Kombi (_V1_)	784
CAMRY Stufenheck (_V3_)	784
CAMRY Stufenheck (_V4_)	784
CAMRY Stufenheck (_V5_)	784
CARINA E (_T19_)	784
CARINA E Station Wagon (_T19_)	785
CARINA E Stufenheck (_T19_)	785
CELICA Cabriolet (_T20_)	786
CELICA Coupe (_T20_)	786
CELICA Coupe (_T23_)	786
COROLLA (_E10_)	786
COROLLA (_E11_)	787
COROLLA (_E12_)	788
COROLLA Combi (_E12_)	790
COROLLA Compact (_E10_)	791
COROLLA Compact (_E11_)	792
COROLLA Kombi (_E10_)	793
COROLLA Kombi (_E11_)	794
COROLLA LEVIN Coupe (_E10_)	795
COROLLA Liftback (_E10_)	795
COROLLA Liftback (_E11_)	795
COROLLA Stufenheck (_E12_)	796
COROLLA Stufenheck (_E15_)	798
COROLLA Verso (_E12_)	798
COROLLA Verso (ZER_, ZZE12_, R1_)	798
FJ CRUISER (GSJ1_)	798
HIACE / COMMUTER V (TRH2_, KDH2_)	799
HIACE III Wagon (_H1_)	799
HIACE IV Bus (_H1_, _H2_)	799
HIACE IV Kasten (LXH1_, RZH1_, LH1_)	800
HIACE V Kasten (TRH2_, KDH2_)	801
HILUX Geländewagen geschlossen (LN_, KZN1_, VZN1_)	803
HILUX Pritsche/Fahrgestell (_N1_, _N2_)	803
HILUX VIII Pick-up (_N1_)	802
HILUX VII Pick-up (_N1_, _N2_, _N3_)	802
HILUX VI Pick-up (_N1_)	801
HILUX V Pick-up (_N_, KZN1_, VZN1_)	801
IQ (_J1_)	803
LAND CRUISER (_J7_)	803
LAND CRUISER 100 (_J1_)	803
LAND CRUISER 200 (_J2_)	803
LAND CRUISER 90 (_J9_)	804
LAND CRUISER Hardtop (_J7_)	804
LAND CRUISER Pick-up (_J7_)	804
LAND CRUISER PRADO (_J12_)	804
LAND CRUISER PRADO (_J15_)	804

**TOYOTA****777**

MATRIX (_E13_)	804
PASEO Cabriolet (EL54_)	805
PASEO Coupe (EL54_)	805
PICNIC (_XM1_)	805
PREVIA (_R1_, _R2_)	805
PREVIA (_R3_)	805
PRIUS C (NHP10_)	806
PRIUS Liftback (_W2_)	806
PRIUS PLUS (_W4_)	806
PRIUS Stufenheck (_W1_)	806
PROACE Kasten/Kombi (MDX_)	806
RAV 4 I (_A1_)	806
RAV 4 I Cabrio (_A1_)	806
RAV 4 II (_A2_)	807
RAV 4 III (_A3_)	808
RAV 4 IV (_A4_)	808
STARLET (_P8_)	808
STARLET (_P9_)	808
SUPRA (_A8_)	809
URBAN CRUISER (_P1_)	809
VERSO S (_P12_)	809
YARIS (_P1_)	809
YARIS (_P13_)	812
YARIS (_P9_)	811
YARIS VERSO (_P2_)	813

**VAUXHALL****814**

ADAM (M13)	814
AGILA Mk I (A) (H00)	815
AGILA Mk II (B) (H08)	816
ANTARA (L07)	816
ARENA Combi (A97)	816
ARENA Van (A97)	817
ASTRA Mk III (F) Cabriolet (T92)	817
ASTRA Mk III (F) CC (T92)	818
ASTRA Mk III (F) Kombi (T92)	821
ASTRA Mk III (F) Stufenheck (T92)	822
ASTRA Mk IV (G) Cabriolet (T98)	823
ASTRA Mk IV (G) CC (T98)	824
ASTRA Mk IV (G) Coupe (T98)	825
ASTRA Mk IV (G) Kombi (T98)	826
ASTRA Mk IV (G) Stufenheck (T98)	828
ASTRA Mk V (H) CC (A04)	829
ASTRA Mk V (H) Convertible (A04)	830
ASTRA Mk V (H) Kombi (A04)	831
ASTRA Mk VI (J) (P10)	831
ASTRA Mk VI (J) CC (P10)	831
ASTRA Mk VI (J) Kombi (P10)	832
ASTRA Mk VI (J) Stufenheck (P10)	832
ASTRAVAN Mk IV (G) (T98)	832
ASTRAVAN Mk V (H) (A04)	833
BRAVA Pick-up (TF0, TF1)	834
CALIBRA (C89)	834
COMBO Mk I (B) (S93)	834
COMBO Mk II (C) Kasten/Kombi (F25)	835
COMBO Mk III (D) Kasten/Kombi (X12)	836
COMBO TOUR Mk II (C) (F25)	836
CORSA Mk I (B) (S93)	837
CORSA Mk II (C) (X01)	839
CORSA Mk III (D) (S07)	841
CORSA Mk IV (E) (X15)	842
CORSAVAN Mk I (B) (S93)	843
CORSAVAN Mk II (C) (X01)	843
CORSAVAN Mk III (D) (S07)	844
CORSAVAN Mk IV (E) (X15)	845
FRONTERA Mk I (A) (U92)	845
FRONTERA Mk I (A) Sport (U92)	845
FRONTERA Mk II (B) (U99)	846
INSIGNIA Mk I (A) Estate	846
INSIGNIA Mk I (A) Schrägheck (G09)	846
INSIGNIA Mk I (A) Stufenheck (G09)	846
MERIVA Mk I (A) (X03)	847
MOVANO Mk I (A) Chassis/Cab (X70)	847
MOVANO Mk I (A) Combi (X70)	848
MOVANO Mk I (A) Van (X70)	848
OMEGA (B) Kombi (V94)	849
OMEGA (B) Stufenheck (V94)	850
SIGNUM (Z03)	850
TIGRA Convertible (X04)	850

**VAUXHALL****814**

TIGRA Mk I (S93)	851
VECTRA (B) CC (J96)	851
VECTRA (B) Kombi (J96)	853
VECTRA (B) Stufenheck (J96)	854
VECTRA Mk II (C) (Z02)	856
VECTRA Mk II (C) CC (Z02)	856
VECTRA Mk II (C) Kombi (Z02)	856
VIVA (C16)	856
VIVARO Combi (X83)	856
VIVARO Kasten (X83)	857
VIVARO Pritsche/Fahrgestell (X83)	857
ZAFIRA Mk I (A) (T98)	857
ZAFIRA Mk II (B) (A05)	860

**VOLVO****860**

440 K (445)	860
460 L (464)	861
480 E (482)	862
850 (854)	862
850 Kombi (855)	862
940 II (944)	863
940 II Kombi (945)	863
960 II (964)	863
960 II Kombi (965)	863
C70 I Cabriolet (873)	864
C70 I Coupe (872)	864
S40 I (644)	864
S60 I (384)	864
S70 (874)	865
S80 I (184)	866
S80 II (124)	867
S90 (964)	868
V40 Kombi (645)	869
V70 I (875, 876)	869
V70 II (285)	870
V90 Kombi (965)	871
XC70 CROSS COUNTRY (295)	871
XC90 I (275)	871

**VW****871**

AMAROK (2HA, 2HB, S1B, S6B, S7A, S7B)	871
AMAROK Pritsche/Fahrgestell (S1B)	872
BEEETLE (5C1, 5C2)	872
BEEETLE Cabriolet (5C7, 5C8)	872
BORA (1J2)	873
BORA Variant (1J6)	873
CADDY III Kasten (2KA, 2KH, 2CA, 2CH)	875
CADDY III Kombi (2KB, 2KJ, 2CB, 2CJ)	876
CADDY II Kasten (9K9A)	874
CADDY II Kombi (9K9B)	874
CADDY II Pick-up (9U7)	875
CRAFTER 30-35 Bus (2E_)	876
CRAFTER 30-50 Kasten (2E_)	876
CRAFTER 30-50 Pritsche/Fahrgestell (2F_)	877
EOS (1F7, 1F8)	877
FOX (5Z1, 5Z3)	877
GOLF III (1H1)	877
GOLF III Cabriolet (1E7)	880
GOLF III Van (1H1)	881
GOLF III Variant (1H5)	881
GOLF IV (1J1)	882
GOLF IV Cabriolet (1E7)	883
GOLF IV Van (1J1)	883
GOLF IV Variant (1J5)	883
GOLF PLUS (5M1, 521)	885
GOLF V (1K1)	884
GOLF VI (5K1)	884
GOLF VI Cabriolet (517)	884
GOLF VI Variant (AJ5)	885
GOLF V Variant (1K5)	884
JETTA III (1K2)	885
KAEFER	886
LOAD UP (121, 122, BL1, BL2)	886
LT 28-35 I Bus (281-363)	886
LT 28-35 II Bus (2DB, 2DE, 2DK)	888
LT 28-35 I Kasten (281-363)	886
LT 28-35 I Pritsche/Fahrgestell (281-363)	887
LT 28-46 II Kasten (2DA, 2DD, 2DH)	889



**VW****871**

LT 28-46 II Pritsche/Fahrgestell (2DC, 2DF, 2DG, 2DL, 2DM)	890
LT 40-55 I Kasten (291-512)	891
LT 40-55 I Pritsche/Fahrgestell (293-909)	891
LUPO (6X1, 6E1)	892
MULTIVAN T5 (7HM, 7HN, 7HF, 7EF, 7EM, 7EN)	893
MULTIVAN T6 (SGF, SGM, SGN)	894
NEW BEETLE (9C1, 1C1)	894
NEW BEETLE Cabriolet (1Y7)	894
PASSAT (3A2, 35I)	895
PASSAT (3B2)	896
PASSAT (3B3)	896
PASSAT Variant (3A5, 35I)	896
PASSAT Variant (3B5)	898
PASSAT Variant (3B6)	898
POLO (6N1)	898
POLO (6N2)	901
POLO (6R1, 6C1)	902
POLO (9N_)	904
POLO (AW1, BZ1)	906
POLO CLASSIC (6V2)	906
POLO Stufenheck (602, 604, 612, 614)	910
POLO Stufenheck (9A4, 9A2, 9N2)	909
POLO Van (6R)	910
POLO Van Kasten/Schrägheck (6N1)	911
POLO Variant (6V5)	912
SCIROCCO (137, 138)	913
SHARAN (7M8, 7M9, 7M6)	913
TARO	914
TOUAREG (7LA, 7L6, 7L7)	914
TOUAREG (7P5, 7P6)	916
TOURAN (1T1, 1T2)	916
TOURAN (1T3)	916
TRANSPORTER T4 Bus (70B, 70C, 7DB, 7DK, 70J, 70K, 7DC, 7DJ)	916
TRANSPORTER T4 Kasten (70A, 70H, 7DA, 7DH)	917
TRANSPORTER T4 Pritsche/Fahrgestell (70E, 70L, 70M, 7DE, 7DL)	918
TRANSPORTER T5 Bus (7HB, 7HJ, 7EB, 7EJ, 7EF, 7EG, 7HF, 7EC)	919
TRANSPORTER T5 Kasten (7HA, 7HH, 7EA, 7EH)	921
TRANSPORTER T5 Pritsche/Fahrgestell (7JD, 7JE, 7JL, 7JY, 7JZ)	922
TRANSPORTER T6 Bus (SGB, SGG, SGJ)	923
TRANSPORTER T6 Kasten (SGA, SGH)	923
TRANSPORTER T6 Pritsche/Fahrgestell (SFD, SFE, SFL, SFZ)	923
UP (121, 122, BL1, BL2)	924
VENTO (1H2)	924





**DE** Fahrzeugverwendungen

**EN** Applications of vehicles












**ES** Aplicaciones












**FR** Applications











**IT** Applicazioni autoveicoli










**2019**
















	kw			!#		
<b>ABARTH - GRANDE PUNTO (199_) 12/07→12/12</b>						
 <b>Seilzug, Feststellbremse</b>						
1.4 (199.AXN1B)	114	12/07→06/10	➡	<input type="checkbox"/> ; Scheibenbremse	24.3727-0579.2 580579	L= 1.654
			➡	<input type="checkbox"/> ; Scheibenbremse	24.3727-0580.2 580580	L= 1.673
1.4 (199.AXX1B)	132	12/07→12/12	➡	<input type="checkbox"/> ; → 01/11; Scheibenbremse	24.3727-0579.2 580579	L= 1.654
			➡	<input type="checkbox"/> ; → 01/11; Scheibenbremse	24.3727-0580.2 580580	L= 1.673
<b>ABARTH - PUNTO (199_) 03/12→02/12</b>						
 <b>Seilzug, Feststellbremse</b>						
1.4 (199.AXX1B)	120	03/12→02/12	➡	<input type="checkbox"/>	24.3727-0579.2 580579	L= 1.654
1.4 (199.AXX1B)	132	03/12→02/12	➡	<input type="checkbox"/>	24.3727-0580.2 580580	L= 1.673
<b>ABARTH - PUNTO EVO (199_) 07/08→02/12</b>						
 <b>Seilzug, Feststellbremse</b>						
1.4 (199.AXX1B)	120	10/09→02/12	➡	<input type="checkbox"/>	24.3727-0579.2 580579	L= 1.654
1.4 (199.AXX1B)	132	07/08→02/12	➡	<input type="checkbox"/>	24.3727-0580.2 580580	L= 1.673
<b>ALFA ROMEO - 145 (930_) 07/94→01/01</b>						
 <b>Radbremszylinder</b>						
1.4 i.e. (930.A3)	66	07/94→12/96	➡	- ABS	24.3220-1116.3 020313	Ø 20,64 GG
1.6 i.e. (930.A2)	76	10/94→12/96				
1.4 i.e. 16V T.S. (930.A3A)	76	12/96→01/01	➡	01/97→; - ABS	24.3222-1707.3 020104	BDX Ø 22,2 GG
1.6 i.e. 16V T.S. (930.A2)	88	12/96→01/01				
1.6 16V T.S. (930.A2C)	82	09/97→12/00	➡	- ABS	24.3222-1707.3 020104	BDX Ø 22,2 GG
1.9 JTD (930.A4B)	77	02/99→01/01				
1.9 TD (930.A4)	66	10/94→02/99	➡	→ 12/96; - ABS	24.3220-1116.3 020313	Ø 20,64 GG
			➡	01/97→; - ABS	24.3222-1707.3 020104	BDX Ø 22,2 GG
<b>Zubehörsatz, Bremsbacken</b>						
1.4 i.e. (930.A3)	66	07/94→12/96	➡	- ABS	03.0137-9081.2 669081	
1.6 i.e. (930.A2)	76	10/94→12/96				
1.4 i.e. 16V T.S. (930.A3A)	76	12/96→01/01	➡	01/97→; - ABS	03.0137-9125.2 669125	BDX
1.6 i.e. 16V T.S. (930.A2)	88	12/96→01/01				
1.6 16V T.S. (930.A2C)	82	09/97→12/00	➡	- ABS	03.0137-9125.2 669125	BDX
1.9 JTD (930.A4B)	77	02/99→01/01				
1.9 TD (930.A4)	66	10/94→02/99	➡	→ 12/96; - ABS	03.0137-9081.2 669081	
			➡	01/97→; - ABS	03.0137-9125.2 669125	BDX
 <b>Bremstrommel</b>						
1.4 i.e. (930.A3)	66	07/94→12/96	➡	- ABS	24.0222-8018.1 480078	Ø 228,0 x 48 / 230
1.6 i.e. (930.A2)	76	10/94→12/96				
1.4 i.e. 16V T.S. (930.A3A)	76	12/96→01/01	➡	01/97→; - ABS	24.0220-3007.1 480064	Ø 203,0 x 48,5 / 204,7
1.6 i.e. 16V T.S. (930.A2)	88	12/96→01/01				
1.6 16V T.S. (930.A2C)	82	09/97→12/00	➡	- ABS	24.0220-3007.1 480064	Ø 203,0 x 48,5 / 204,7
1.9 JTD (930.A4B)	77	02/99→01/01				
1.9 TD (930.A4)	66	10/94→02/99	➡	01/97→; - ABS	24.0220-3007.1 480064	Ø 203,0 x 48,5 / 204,7
			➡	→ 12/96; - ABS	24.0222-8018.1 480078	Ø 228,0 x 48 / 230
 <b>Bremsbackensatz</b>						
1.4 i.e. (930.A3)	66	07/94→12/96	➡	- ABS	03.0137-0208.2 650208	Ø 228 x 42 + HEB
1.6 i.e. (930.A2)	76	10/94→12/96			03.0420-4520.3 684520	Ø 228 x 42 Ø 20,64 + RZ / + Zub Kit
1.4 i.e. 16V T.S. (930.A3A)	76	12/96→01/01	➡	01/97→; - ABS	03.0137-0262.2 650262	BDX Ø 203 x 39
1.6 i.e. 16V T.S. (930.A2)	88	12/96→01/01			03.0520-6722.3 696722	BDX Ø 203 x 39 Ø 22,2 + RZ / + Zub TopKit
1.6 16V T.S. (930.A2C)	82	09/97→12/00	➡	- ABS	03.0137-0262.2 650262	BDX Ø 203 x 39
1.9 JTD (930.A4B)	77	02/99→01/01			03.0520-6722.3 696722	BDX Ø 203 x 39 Ø 22,2 + RZ / + Zub TopKit
1.9 TD (930.A4)	66	10/94→02/99	➡	→ 12/96; - ABS	03.0137-0208.2 650208	Ø 228 x 42 + HEB
					03.0420-4520.3 684520	Ø 228 x 42 Ø 20,64 + RZ / + Zub Kit
			➡	01/97→; - ABS	03.0137-0262.2 650262	BDX Ø 203 x 39













	kw				!#		
<b>ALFA ROMEO - 145 (930_) 07/94→01/01</b>							
<b> Bremsbackensatz</b>							
1.9 TD (930.A4)	66	10/94→02/99	➡	01/97→; - ABS		03.0520-6722.3 696722	BDX Ø 203 x 39 Ø 22,2 + RZ / + Zub TopKit
<b> Seilzug, Feststellbremse</b>							
1.4 i.e. (930.A3)	66	07/94→12/96	➡	☐; + ABS; Scheiben/Trommel		24.3727-0006.2 580006	L= 1.460
1.6 i.e. (930.A2)	76	10/94→12/96	➡	☐; + ABS; Scheiben/Trommel		24.3727-0521.2 580521	L= 1.517
1.4 i.e. 16V T.S. (930.A3A)	76	12/96→01/01	➡	☐; 01/97→; + ABS; Scheiben/Trommel		24.3727-0006.2 580006	L= 1.460
1.6 i.e. 16V T.S. (930.A2)	88	12/96→01/01	➡	☐; 01/97→; Scheiben/Trommel		24.3727-0521.2 580521	L= 1.517
1.9 TD (930.A4)	66	10/94→02/99	➡	☐; 01/97→; - ABS; Scheiben/Trommel		24.3727-0540.2 580540	L= 1.383
1.6 16V T.S. (930.A2C)	82	09/97→12/00	➡	☐; + ABS; Scheiben/Trommel		24.3727-0006.2 580006	L= 1.460
1.9 JTD (930.A4B)	77	02/99→01/01	➡	☐; Scheiben/Trommel		24.3727-0521.2 580521	L= 1.517
			➡	☐; - ABS; Scheiben/Trommel		24.3727-0540.2 580540	L= 1.383
1.7 i.e. 16V (930.A1)	95	10/94→12/96	➡	☐; Scheiben/Trommel		24.3727-0006.2 580006	L= 1.460
1.8 i.e. 16V (930.A1A)	106	03/98→01/01	➡	☐; Scheiben/Trommel		24.3727-0521.2 580521	L= 1.517
2.0 16V (930.A5)	114	03/98→01/01	➡	☐; Scheiben/Trommel		24.3727-0521.2 580521	L= 1.517
2.0 16V T.S. (930.A5)	110	10/95→01/01	➡	☐; Scheiben/Trommel		24.3727-0521.2 580521	L= 1.517
1.8 i.e. 16V T.S. (930.A1A)	103	12/96→12/98	➡	☐; 01/97→; Scheiben/Trommel		24.3727-0006.2 580006	L= 1.460
			➡	☐; 01/97→; Scheiben/Trommel		24.3727-0521.2 580521	L= 1.517
<b>ALFA ROMEO - 146 (930_) 12/94→10/01</b>							
<b> Radbremszylinder</b>							
1.4 i.e. (930.B3)	66	12/94→12/96	➡	- ABS		24.3220-1116.3 020313	Ø 20,64 GG
1.6 i.e. (930.B2)	76	12/94→12/96	➡	- ABS		24.3220-1116.3 020313	Ø 20,64 GG
1.4 i.e. 16V T.S. (930.B3A)	76	11/96→01/01	➡	01/97→; - ABS		24.3222-1707.3 020104	BDX Ø 22,2 GG
1.6 i.e. 16V T.S. (930.B2B, 930.B2C)	88	11/96→10/01	➡	- ABS		24.3222-1707.3 020104	BDX Ø 22,2 GG
1.6 16V T.S. (930.B2C)	82	09/97→12/00	➡	- ABS		24.3222-1707.3 020104	BDX Ø 22,2 GG
1.9 JTD (930.B4B)	77	02/99→01/01	➡	- ABS		24.3222-1707.3 020104	BDX Ø 22,2 GG
1.9 TD (930.B4A)	66	12/94→02/99	➡	→ 12/96; - ABS		24.3220-1116.3 020313	Ø 20,64 GG
			➡	01/97→; - ABS		24.3222-1707.3 020104	BDX Ø 22,2 GG
<b>Zubehörsatz, Bremsbacken</b>							
1.4 i.e. (930.B3)	66	12/94→12/96	➡	- ABS		03.0137-9081.2 669081	
1.6 i.e. (930.B2)	76	12/94→12/96	➡	- ABS		03.0137-9081.2 669081	
1.4 i.e. 16V T.S. (930.B3A)	76	11/96→01/01	➡	01/97→; - ABS		03.0137-9125.2 669125	BDX
1.6 i.e. 16V T.S. (930.B2B, 930.B2C)	88	11/96→10/01	➡	- ABS		03.0137-9125.2 669125	BDX
1.6 16V T.S. (930.B2C)	82	09/97→12/00	➡	- ABS		03.0137-9125.2 669125	BDX
1.9 JTD (930.B4B)	77	02/99→01/01	➡	- ABS		03.0137-9125.2 669125	BDX
1.9 TD (930.B4A)	66	12/94→02/99	➡	→ 12/96; - ABS		03.0137-9081.2 669081	
			➡	01/97→; - ABS		03.0137-9125.2 669125	BDX
<b> Bremstrommel</b>							
1.4 i.e. (930.B3)	66	12/94→12/96	➡	- ABS		24.0222-8018.1 480078	Ø 228,0 x 48 / 230
1.6 i.e. (930.B2)	76	12/94→12/96	➡	- ABS		24.0222-8018.1 480078	Ø 228,0 x 48 / 230
1.4 i.e. 16V T.S. (930.B3A)	76	11/96→01/01	➡	01/97→; - ABS		24.0220-3007.1 480064	Ø 203,0 x 48,5 / 204,7
1.6 i.e. 16V T.S. (930.B2B, 930.B2C)	88	11/96→10/01	➡	- ABS		24.0220-3007.1 480064	Ø 203,0 x 48,5 / 204,7
1.6 16V T.S. (930.B2C)	82	09/97→12/00	➡	- ABS		24.0220-3007.1 480064	Ø 203,0 x 48,5 / 204,7
1.9 JTD (930.B4B)	77	02/99→01/01	➡	- ABS		24.0220-3007.1 480064	Ø 203,0 x 48,5 / 204,7
1.9 TD (930.B4A)	66	12/94→02/99	➡	01/97→; - ABS		24.0220-3007.1 480064	Ø 203,0 x 48,5 / 204,7
			➡	→ 12/96; - ABS		24.0222-8018.1 480078	Ø 228,0 x 48 / 230
<b> Bremsbackensatz</b>							
1.4 i.e. (930.B3)	66	12/94→12/96	➡	- ABS		03.0137-0208.2 650208	Ø 228 x 42 + HEB
1.6 i.e. (930.B2)	76	12/94→12/96	➡	- ABS		03.0420-4520.3 684520	Ø 228 x 42 Ø 20,64 + RZ / + Zub Kit
1.4 i.e. 16V T.S. (930.B3A)	76	11/96→01/01	➡	01/97→; - ABS		03.0137-0262.2 650262	BDX Ø 203 x 39
1.6 i.e. 16V T.S. (930.B2B, 930.B2C)	88	11/96→10/01	➡	- ABS		03.0520-6722.3 696722	BDX Ø 203 x 39 Ø 22,2 + RZ / + Zub TopKit
1.6 16V T.S. (930.B2C)	82	09/97→12/00	➡	- ABS		03.0137-0262.2 650262	BDX Ø 203 x 39
1.9 JTD (930.B4B)	77	02/99→01/01	➡	- ABS		03.0520-6722.3 696722	BDX Ø 203 x 39 Ø 22,2 + RZ / + Zub TopKit
↓							














	kw				!#		
<b>ALFA ROMEO - 146 (930_) 12/94→10/01</b>							
 <b>Bremsbackensatz</b>							
1.9 TD (930.B4A)	66	12/94→02/99	➔	→ 12/96; - ABS		<b>03.0137-0208.2 650208</b> <b>03.0420-4520.3 684520</b>	Ø 228 x 42 + HEB Ø 228 x 42 Ø 20,64 + RZ / + Zub Kit
			➔	01/97→; - ABS		<b>03.0137-0262.2 650262</b> <b>03.0520-6722.3 696722</b>	BDX Ø 203 x 39 BDX Ø 203 x 39 Ø 22,2 + RZ / + Zub TopKit
 <b>Seilzug, Feststellbremse</b>							
1.4 i.e. (930.B3)	66	12/94→12/96	➔	☐; + ABS; Scheiben/Trommel		<b>24.3727-0006.2 580006</b>	L= 1.460
1.6 i.e. (930.B2)	76	12/94→12/96	➔	☐; + ABS; Scheiben/Trommel		<b>24.3727-0521.2 580521</b>	L= 1.517
1.4 i.e. 16V T.S. (930.B3A)	76	11/96→01/01	➔	☐; 01/97→; + ABS; Scheiben/Trommel		<b>24.3727-0006.2 580006</b>	L= 1.460
1.6 i.e. 16V T.S. (930.B2B, 930.B2C)	88	11/96→10/01	➔	☐; 01/97→; Scheiben/Trommel		<b>24.3727-0521.2 580521</b>	L= 1.517
1.9 TD (930.B4A)	66	12/94→02/99	➔	☐; 01/97→; - ABS; Scheiben/Trommel		<b>24.3727-0540.2 580540</b>	L= 1.383
1.6 16V T.S. (930.B2C)	82	09/97→12/00	➔	☐; + ABS; Scheiben/Trommel		<b>24.3727-0006.2 580006</b>	L= 1.460
1.9 JTD (930.B4B)	77	02/99→01/01	➔	☐; Scheiben/Trommel		<b>24.3727-0521.2 580521</b>	L= 1.517
			➔	☐; - ABS; Scheiben/Trommel		<b>24.3727-0540.2 580540</b>	L= 1.383
1.7 i.e. 16V (930.B1)	95	12/94→12/96	➔	☐; Scheiben/Trommel		<b>24.3727-0006.2 580006</b>	L= 1.460
1.8 i.e. 16V T.S. (930.B1A)	106	03/98→01/01	➔	☐; Scheiben/Trommel		<b>24.3727-0521.2 580521</b>	L= 1.517
2.0 16V (930.B5)	114	03/97→10/01					
2.0 16V T.S. (930.B5)	110	10/95→01/01					
1.8 i.e. 16V T.S. (930.B1A)	103	11/96→01/01	➔	☐; 01/97→; Scheiben/Trommel		<b>24.3727-0006.2 580006</b>	L= 1.460
			➔	☐; 01/97→; Scheiben/Trommel		<b>24.3727-0521.2 580521</b>	L= 1.517
<b>ALFA ROMEO - 147 (937_) 11/00→12/10</b>							
 <b>Seilzug, Feststellbremse</b>							
1.6 16V T.SPARK (937.AXA1A, 937.AXB1A, 937.BXB1A)	88	01/01→03/10	➔	☐; Scheibenbremse		<b>24.3727-0010.2 580010</b>	L= 1.170
			➔	☐; Scheibenbremse		<b>24.3727-0011.2 580011</b>	L= 1.235
1.6 16V T.SPARK ECO (937.AXA1A, 937.BXA1A)	77	01/01→03/10					
1.9 JTD (937.AXD1A, 937.BXD1A)	85	04/01→03/10					
1.9 JTD (937.AXF1A, 937.BXF1A)	74	06/03→03/10					
1.9 JTD 16V (937.AXG1B, 937.BXG1B)	93	09/03→09/04					
1.9 JTD 16V (937.AXG1B, 937.BXG1B)	103	11/02→03/10					
1.9 JTD 16V (937.AXM1B, 937.AXS1B)	100	10/04→03/10					
1.9 JTDM 16V (937.AXN1B, 937.AXZ1B)	125	06/08→03/10					
1.9 JTDM 8V (937.AXD1A, 937.AXU1A, 937.BXU1A)	88	07/05→03/10					
2.0 16V T.SPARK (937.AXA1, 937.AXC1, 937.BXC1)	110	01/01→03/10					
3.2 GTA (937.AXL1)	184	02/03→03/10					
1.9 JTDM (937.AXD1A, 937.AXV1A, 937.BXB1A)	85	10/04→03/10	➔	☐; 07/05→; Scheibenbremse		<b>24.3727-0010.2 580010</b>	L= 1.170
			➔	☐; 07/05→; Scheibenbremse		<b>24.3727-0011.2 580011</b>	L= 1.235
1.9 JTDM 16V (937.AXN1B, 937.BXN1B)	110	09/04→03/10					
<b>ALFA ROMEO - 155 (167_) 01/92→12/97</b>							
 <b>Seilzug, Feststellbremse</b>							
1.6 16V T.S. (167.A6A)	88	05/96→12/97	➔	☐; Scheibenbremse		<b>24.3727-0006.2 580006</b>	L= 1.460
1.7 T.S. (167.A4D, 167.A4H)	85	04/93→04/96	➔	☐; Scheibenbremse		<b>24.3727-0521.2 580521</b>	L= 1.517
1.7 T.S. (167.A4G)	83	04/93→04/96					
1.7 T.S. 16V (167.A4N)	103	05/96→12/97					
1.9 TD (167.A3B, 167.A3)	66	04/93→12/97					











	kw				!#		
<b>ALFA ROMEO - 155 (167_) 01/92→12/97</b>							
 <b>Seilzug, Feststellbremse</b>							
2.0 T.S. 16V (167.A2G)	110	03/95→12/97	➡	<input type="checkbox"/> ; Scheibenbremse		24.3727-0006.2 580006	L= 1.460
2.5 TD (167.A1A, 167.A1G)	92	04/93→12/97	➡	<input type="checkbox"/> ; Scheibenbremse		24.3727-0521.2 580521	L= 1.517
2.5 V6 (167.A1C, 167.A1E)	120	09/92→12/97					
1.8 T.S. (167.A4C, 167.A)	77	02/92→12/97	➡	<input type="checkbox"/> ; 05/92→; Scheibenbremse		24.3727-0006.2 580006	L= 1.460
1.8 T.S. Sport (167.A4A, 167.A4C, 167.A4E)	93	03/92→12/96	➡	<input type="checkbox"/> ; 05/92→; Scheibenbremse		24.3727-0521.2 580521	L= 1.517
<b>ALFA ROMEO - 156 (932_) 09/97→10/05</b>							
 <b>Seilzug, Feststellbremse</b>							
1.6 16V T.SPARK (932.A4, 932.A4100)	88	09/97→09/05	➡	<input type="checkbox"/> ; 10/97→ 07/05; Scheibenbremse		24.3727-0004.2 580004	L= 1.196
1.6 16V T.SPARK (932A4)	82	09/97→09/05	➡	<input type="checkbox"/> ; 10/97→ 07/05; Scheibenbremse		24.3727-0005.2 580005	L= 1.256
1.8 16V T.SPARK (932.A3)	106	09/97→10/00	➡	<input type="checkbox"/> ; 10/97→; Scheibenbremse		24.3727-0004.2 580004	L= 1.196
1.9 JTD (932B2)	77	09/97→10/00	➡	<input type="checkbox"/> ; 10/97→; Scheibenbremse		24.3727-0005.2 580005	L= 1.256
2.0 16V T.SPARK (932A2)	114	09/97→06/02					
2.5 V6 24V (932A1)	140	09/97→09/02					
1.8 16V T.SPARK (932.A3100)	103	10/00→09/05	➡	<input type="checkbox"/> ; → 07/05; Scheibenbremse		24.3727-0004.2 580004	L= 1.196
1.9 JTD	93	11/03→09/05	➡	<input type="checkbox"/> ; → 07/05; Scheibenbremse		24.3727-0005.2 580005	L= 1.256
1.9 JTD (932.A2B00, 932.A2C00)	85	05/01→09/05					
1.9 JTD (932.AXN00, 932.BXE00)	110	07/04→09/05					
1.9 JTD 16V	103	11/02→09/05					
2.0 JTS	119	01/02→09/05					
2.0 JTS (932AXA)	122	03/02→09/05					
2.4 JTD	129	10/03→09/05					
2.4 JTD (932A1B_)	103	10/00→09/05					
2.4 JTD (932AXC)	110	03/02→09/05					
2.5 V6 24V (932A11_)	141	10/00→09/05					
3.2 GTA (932AXB)	184	03/02→09/05					
1.9 JTD	100	11/02→11/04	➡	<input type="checkbox"/> ; Scheibenbremse		24.3727-0004.2 580004	L= 1.196
1.9 JTD (932.A2B00)	81	10/00→05/01	➡	<input type="checkbox"/> ; Scheibenbremse		24.3727-0005.2 580005	L= 1.256
2.0 16V T.SPARK (932A21_)	110	10/00→03/02	➡				
2.4 JTD	120	06/03→09/05	➡	<input type="checkbox"/> ; 10/03→ 07/05; Scheibenbremse		24.3727-0004.2 580004	L= 1.196
			➡	<input type="checkbox"/> ; 10/03→ 07/05; Scheibenbremse		24.3727-0005.2 580005	L= 1.256
2.4 JTD (932B1)	100	09/97→09/03	➡	<input type="checkbox"/> ; 10/97→ 10/00; Scheibenbremse		24.3727-0004.2 580004	L= 1.196
			➡	<input type="checkbox"/> ; 10/97→ 10/00; Scheibenbremse		24.3727-0005.2 580005	L= 1.256
<b>ALFA ROMEO - 156 Sportwagon (932_) 02/97→05/06</b>							
 <b>Seilzug, Feststellbremse</b>							
1.6 16V T.SPARK. (932.B4B00)	81	07/00→07/05	➡	<input type="checkbox"/> ; Scheibenbremse		24.3727-0004.2 580004	L= 1.196
1.8 16V T.SPARK (932A3)	106	05/00→10/00	➡	<input type="checkbox"/> ; Scheibenbremse		24.3727-0005.2 580005	L= 1.256
1.9 JTD	100	11/02→11/04					
1.9 JTD (932.B2B00)	81	10/00→05/01					
1.9 JTD (932B2)	77	05/00→10/00					
2.0 16V T.SPARK (932A2)	114	05/00→06/02					
2.0 16V T.SPARK (932B21_)	110	10/00→03/02					
2.5 V6 24V (932A1)	140	02/97→08/03					
1.6 16V T.SPARK. (932A4)	88	05/00→05/06	➡	<input type="checkbox"/> ; → 07/05; Scheibenbremse		24.3727-0004.2 580004	L= 1.196
1.6 16V T.SPARK (932A4)	82	01/00→09/05	➡	<input type="checkbox"/> ; → 07/05; Scheibenbremse		24.3727-0005.2 580005	L= 1.256
1.8 16V T.SPARK (932B31_)	103	02/97→05/06					
1.9 JTD	93	11/03→05/06					
1.9 JTD	110	03/05→05/06					
1.9 JTD (932B2B, 932B2C)	85	05/01→05/06					
1.9 JTD 16V	103	11/02→05/06					
1.9 JTD 16V Q4	110	07/04→05/06					
2.0 JTS (932BXA)	122	03/02→05/06					
2.0 JTS (932BXD00, 932BXD01)	119	03/02→05/06					
2.4 JTD	129	10/03→05/06					
2.4 JTD (932.B1B00)	103	10/00→05/06					
2.4 JTD (932.BXC00)	110	03/02→05/06					
↓							











	kw					!#		
<b>ALFA ROMEO - 156 Sportwagon (932_) 02/97→05/06</b>								
 <b>Seilzug, Feststellbremse</b>								
2.5 V6 24V (932B1100)	141	02/97→05/06	➡	<input type="checkbox"/>	→ 07/05; Scheibenbremse		24.3727-0004.2 580004	L= 1.196
3.2 GTA (932.BXB00)	184	03/02→05/06	➡	<input type="checkbox"/>	→ 07/05; Scheibenbremse		24.3727-0005.2 580005	L= 1.256
2.4 JTD	120	06/03→05/06	➡	<input type="checkbox"/>	10/03→ 07/05; Scheibenbremse		24.3727-0004.2 580004	L= 1.196
			➡	<input type="checkbox"/>	10/03→ 07/05; Scheibenbremse		24.3727-0005.2 580005	L= 1.256
2.4 JTD (932B1)	100	05/00→09/03	➡	<input type="checkbox"/>	→ 10/00; Scheibenbremse		24.3727-0004.2 580004	L= 1.196
			➡	<input type="checkbox"/>	→ 10/00; Scheibenbremse		24.3727-0005.2 580005	L= 1.256
<b>ALFA ROMEO - 164 (164_) 01/87→10/98</b>								
 <b>Seilzug, Feststellbremse</b>								
2.0	102	06/87→09/98	➡	<input type="checkbox"/>	09/87→ 08/91; Scheibenbremse	1	24.3727-0514.2 580514	L= 2.950
2.0 Turbo	128	10/87→09/98	➡	<input type="checkbox"/>	→ 08/91; Scheibenbremse	1	24.3727-0514.2 580514	L= 2.950
2.0 V6 Turbo (164.K3)	148	09/92→09/98	➡	<input type="checkbox"/>	Scheibenbremse	1	24.3727-0514.2 580514	L= 2.950
<b>ALFA ROMEO - 166 (936_) 09/98→06/07</b>								
 <b>Seilzug, Feststellbremse</b>								
2.0 T.Spark (936A3A_)	114	09/98→10/00	➡	<input type="checkbox"/>	10/98→; Scheibenbremse		24.3727-0012.2 580012	L= 1.427 + Zub
2.0 V6 (936A3_)	151	09/98→10/00	➡	<input type="checkbox"/>	10/98→; Scheibenbremse		24.3727-0013.2 580013	L= 1.445 + Zub
2.4 JTD (936A2A_)	100	09/98→10/00	➡	<input type="checkbox"/>	10/98→; Scheibenbremse		24.3727-0013.2 580013	L= 1.445 + Zub
2.5 V6 24V (936A2_)	140	09/98→12/06	➡					
3.0 V6 24V (936A1000, 936A1001)	166	09/98→06/07	➡					
2.0 T.Spark (936A3B00)	110	10/00→06/07	➡	<input type="checkbox"/>	Scheibenbremse		24.3727-0012.2 580012	L= 1.427 + Zub
2.4 JTD	110	04/02→06/07	➡	<input type="checkbox"/>	Scheibenbremse		24.3727-0013.2 580013	L= 1.445 + Zub
2.4 JTD	120	10/03→06/07	➡	<input type="checkbox"/>	Scheibenbremse		24.3727-0013.2 580013	L= 1.445 + Zub
2.4 JTD	129	10/03→06/07	➡					
2.4 JTD	132	07/06→06/07	➡					
2.4 JTD	136	07/05→06/07	➡					
2.4 JTD (936A2B_)	103	10/00→06/07	➡					
2.5 V6 24V (936A21_)	138	10/00→06/07	➡					
3.0 V6 24V (936A11_)	162	10/00→06/07	➡					
3.2 V6 24V	176	10/03→06/07	➡					
<b>ALFA ROMEO - BRERA (939_) 01/06→05/11</b>								
 <b>Seilzug, Feststellbremse</b>								
1.8 TBi	147	05/09→06/10	➡	<input type="checkbox"/>	Scheibenbremse		24.3727-0014.2 580014	L= 1.662
2.0 JTDM	125	05/09→06/10	➡	<input type="checkbox"/>	Scheibenbremse		24.3727-0015.2 580015	L= 1.577
2.2 JTS (939.DXB11)	136	01/06→05/11	➡	<input type="checkbox"/>	Scheibenbremse		24.3727-0015.2 580015	L= 1.577
2.4 JTDM 20V	147	01/06→06/10	➡					
2.4 JTDM 20V	154	05/07→06/10	➡					
3.2 JTS	191	03/08→06/10	➡					
3.2 JTS Q4 (939.DXG22)	191	01/06→05/11	➡					
2.0 JTDM	120	03/08→06/10	➡	<input type="checkbox"/>	05/09→; Scheibenbremse		24.3727-0014.2 580014	L= 1.662
			➡	<input type="checkbox"/>	05/09→; Scheibenbremse		24.3727-0015.2 580015	L= 1.577
<b>ALFA ROMEO - GT (937_) 11/03→09/10</b>								
 <b>Seilzug, Feststellbremse</b>								
1.8 TS	103	11/03→09/10	➡	<input type="checkbox"/>	→ 07/10; Scheibenbremse		24.3727-0004.2 580004	L= 1.196
1.9 JTD	110	11/03→09/10	➡	<input type="checkbox"/>	→ 07/10; Scheibenbremse		24.3727-0005.2 580005	L= 1.256
1.9 JTD	125	05/08→09/10	➡					
2.0 JTS	119	12/06→09/10	➡					
2.0 JTS (937CXH1A, 937CXH11)	121	11/03→09/10	➡					
3.2 GTA	176	11/03→09/10	➡	<input type="checkbox"/>	→ 07/10; Scheibenbremse		24.3727-0004.2 580004	L= 1.196
<b>ALFA ROMEO - MITO (955_) 08/08→</b>								
 <b>Seilzug, Feststellbremse</b>								
0.9	74	12/13→	➡	<input type="checkbox"/>	Scheibenbremse		24.3727-0579.2 580579	L= 1.654
0.9 TwinAir	63	07/11→	➡	<input type="checkbox"/>	Scheibenbremse		24.3727-0580.2 580580	L= 1.673
0.9 TwinAir (955AXY1B)	77	04/13→	➡	<input type="checkbox"/>	Scheibenbremse		24.3727-0581.2 580581	L= 1.658
1.3 MultiJet	59	12/13→	➡	<input type="checkbox"/>			24.3727-0582.2 580582	L= 1.641
1.3 MultiJet	62	01/11→	➡					
1.3 MultiJet	66	09/08→	➡	<input type="checkbox"/>				
1.3 MultiJet	70	10/09→	➡					
1.4	51	05/11→	➡					
1.4	70	09/08→	➡					
1.4 (955AXB1B)	57	03/11→	➡					
1.4 (955AXB1B)	58	08/08→	➡					
1.4 Bifuel	88	07/11→	➡					
1.4 Bifuel (955.AXG1A)	88	04/16→	➡					
1.4 MultiAir (955AXL1B)	77	09/09→	➡					














	kw				!#		
<b>ALFA ROMEO - MITO (955_) 08/08→</b>							
 <b>Seilzug, Feststellbremse</b>							
1.4 MultiAir (955AXN1B)	125	09/09→	➡	☐; Scheibenbremse		24.3727-0579.2 580579	L= 1.654
1.4 TB	103	12/13→					
1.4 TJet	110	09/08→	➡	☐; Scheibenbremse		24.3727-0580.2 580580	L= 1.673
1.4 TJet (955AXA1B)	114	08/08→	➡	☐		24.3727-0581.2 580581	L= 1.658
1.4 TJet (955AXG1A)	88	08/08→					
1.4 Turbo MultiAir	120	10/09→	➡	☐		24.3727-0582.2 580582	L= 1.641
1.4 Turbo MultiAir (955AXM1A, 955AXR11)	99	10/09→					
1.6 JTDM	85	09/08→					
1.6 JTDM (955AXC1B)	88	08/08→					
1.4 (955.AXB1B, 955.AXU1A)	57	03/11→	➡	☐; 05/11→; Scheibenbremse		24.3727-0579.2 580579	L= 1.654
			➡	☐; 05/11→; Scheibenbremse		24.3727-0580.2 580580	L= 1.673
			➡	☐; 05/11→		24.3727-0581.2 580581	L= 1.658
			➡	☐; 05/11→		24.3727-0582.2 580582	L= 1.641
<b>ALFA ROMEO - SPIDER (939_) 03/06→03/11</b>							
 <b>Seilzug, Feststellbremse</b>							
1.8 Tbi (939DXN1B)	147	05/09→03/11	➡	☐; Scheibenbremse		24.3727-0014.2 580014	L= 1.662
2.0 JTDM	120	04/09→06/10					
2.0 JTDM	125	05/09→06/10	➡	☐; Scheibenbremse		24.3727-0015.2 580015	L= 1.577
2.4 JTDM	147	04/07→06/10					
2.4 JTDM	154	03/08→06/10					
3.2 JTS (939EXG2B)	191	03/08→03/11					
2.2 JTS	136	03/06→03/11	➡	☐; 04/06→; Scheibenbremse		24.3727-0014.2 580014	L= 1.662
3.2 JTS Q4	191	03/06→03/11	➡	☐; 04/06→; Scheibenbremse		24.3727-0015.2 580015	L= 1.577
<b>AUDI - 80 Avant (8C5, B4) 09/91→01/96</b>							
 <b>Radbremszylinder</b>							
1.6 E	74	06/93→01/96	➡	→ 8C-N-300000; - ABS		24.3219-0909.3 020188	Ø 19,05 ALU
1.9 TDI	66	07/92→01/96					
2.0	66	07/92→01/96	➡	8C-P-000001→ 8C-P-050000; - ABS		24.3220-0909.3 020210	Ø 20,64 ALU
2.0 E	85	07/92→01/96					
2.0 E 16V	103	02/93→01/96					
<b>Zubehörsatz, Bremsbacken</b>							
1.6 E	74	06/93→01/96	➡	→ 8C-P-050000; - ABS		03.0137-9164.2 669164	
1.9 TDI	66	07/92→01/96					
2.0	66	07/92→01/96					
 <b>Bremstrommel</b>							
1.6 E	74	06/93→01/96	➡	→ 8C-P-050000; - ABS		24.0223-0007.1 480037	Ø 230,0 x 45,8 / 231 - RLG / - ABS Ring
1.9 TDI	66	07/92→01/96					
2.0	66	07/92→01/96					
 <b>Bremsbackensatz</b>							
1.6 E	74	06/93→01/96	➡	→ 8C-P-050000; - ABS		03.0137-0264.2 650264	Ø 230 x 40 + HEB
1.9 TDI	66	07/92→01/96					
2.0	66	07/92→01/96	➡	8C-P-000001→ 8C-P-050000; - ABS		03.0520-6120.3 696120	VW Ø 230 x 40 Ø 20,64 + RZ / + Zub TopKit
2.0 E	85	07/92→01/96					
2.0 E 16V	103	02/93→01/96	➡	8C-P-000001→ 8C-P-050000; - ABS		03.0520-6120.3 696120	VW Ø 230 x 40 Ø 20,64 + RZ / + Zub TopKit
 <b>Seilzug, Feststellbremse</b>							
1.6 E	74	06/93→01/96	➡	☐; → 8C-P-050000; + ABS; Scheibenbremse	2	24.3727-0147.2 580147	L= 1.722
1.9 TDI	66	07/92→01/96					
2.0	66	07/92→01/96	➡	☐; 8C-P-050001→ 8C-P-235351; Scheibenbremse	2	24.3727-0147.2 580147	L= 1.722
			➡	☐; → 8C-P-050000; - ABS; Trommelbremse	2	24.3727-0148.2 580148	L= 1.578
			➡	☐; 8C-P-235352→; → 12/95; Scheibenbremse		24.3727-0191.2 580191	L= 1.723
			➡	☐; 8C-P-235352→; → 12/95; Scheibenbremse		24.3727-0192.2 580192	L= 1.723
2.0 E	85	07/92→01/96	➡	☐; → 8C-P-235351; Scheibenbremse	2	24.3727-0147.2 580147	L= 1.722
2.0 E 16V	103	02/93→01/96					
2.3 E	98	07/92→01/96	➡	☐; 8C-P-235352→; → 12/95; Scheibenbremse		24.3727-0191.2 580191	L= 1.723
2.6	110	07/92→01/96					
2.8	128	09/91→01/96	➡	☐; 8C-P-235352→; → 12/95; Scheibenbremse		24.3727-0192.2 580192	L= 1.723










	kW				!#		
<b>AUDI - A1 (8X1, 8XK) 05/10→10/18</b>							
 <b>Seilzug, Feststellbremse</b>							
1.0 TFSI	60	01/16→10/18	➔	☒; Scheibenbremse	2	24.3727-3403.2 583403	L= 1.642
1.0 TFSI	70	03/15→10/18					
1.2 TFSI	63	05/10→04/15					
1.4 TDI	66	11/14→10/18					
1.4 TFSI	90	05/10→04/15					
1.4 TFSI	92	11/14→10/18					
1.4 TFSI	103	04/12→04/15					
1.4 TFSI	136	01/11→04/15					
1.4 TSI	110	11/14→10/18					
1.6 TDI	66	03/11→04/15					
1.6 TDI	77	05/10→04/15					
1.6 TDI	85	11/14→10/18					
2.0 TDI	100	05/12→04/15					
2.0 TDI	105	09/11→04/15					
<b>AUDI - A1 Sportback (8XA, 8XF) 09/11→10/18</b>							
 <b>Seilzug, Feststellbremse</b>							
1.0 TFSI	60	01/16→10/18	➔	☒; Scheibenbremse	2	24.3727-3403.2 583403	L= 1.642
1.0 TFSI	70	03/15→10/18					
1.2 TFSI	63	01/12→04/15					
1.4 TDI	66	11/14→10/18					
1.4 TFSI	90	11/11→04/15					
1.4 TFSI	92	11/14→10/18					
1.4 TFSI	103	04/12→04/15					
1.4 TFSI	136	11/11→04/15					
1.4 TSI	110	11/14→10/18					
1.6 TDI	66	11/11→04/15					
1.6 TDI	77	11/11→04/15					
1.6 TDI	85	11/14→10/18					
2.0 TDI	100	05/12→04/15					
2.0 TDI	105	09/11→04/15					
<b>AUDI - A2 (8Z0) 02/00→08/05</b>							
 <b>Radbremszylinder</b>							
1.2 TDI	45	03/01→08/05	➔	→ 07/05; +PR 1KR		24.3215-0903.3 020154	Ø 15,87 ALU
1.4	55	02/00→08/05	➔	06/00→ 07/05; +PR 1KB		24.3217-0908.3 020167	Ø 17,46 ALU
1.4 TDI	55	02/00→08/05	➔	06/00→ 07/05; +PR 1KR		24.3215-0903.3 020154	Ø 15,87 ALU
			➔	06/00→ 07/05; +PR 1KB		24.3217-0908.3 020167	Ø 17,46 ALU
<b>Zubehörsatz, Bremsbacken</b>							
1.2 TDI	45	03/01→08/05		→ 07/05; +PR 1KR		03.0137-9008.2 669008	
1.4	55	02/00→08/05	➔	06/00→ 07/05; +PR 1KB		03.0137-9168.2 669168	VW
1.4 TDI	55	02/00→08/05		06/00→ 07/05; +PR 1KR		03.0137-9008.2 669008	
			➔	06/00→ 07/05; +PR 1KB		03.0137-9168.2 669168	VW
 <b>Bremstrommel</b>							
1.4	55	02/00→08/05	➔	06/00→ 07/05; +PR 1KB		24.0220-0037.1 480161	Ø 200,0 x 50,1 / 201,5
1.4 TDI	55	02/00→08/05					
 <b>Bremsbackensatz</b>							
1.4	55	02/00→08/05	➔	06/00→ 07/05; +PR 1KB		03.0137-0268.2 650268	VW Ø 200 x 40 + HEB
1.4 TDI	55	02/00→08/05				03.0520-1517.3 691517	VW Ø 200 x 40 Ø 17,46 + RZ / + Zub TopKit
			➔	06/00→ 07/05; +PR 1KR		03.0520-0415.3 690415	VW Ø 200 x 40 Ø 15,87 + RZ / + Zub TopKit
 <b>Seilzug, Feststellbremse</b>							
1.2 TDI	45	03/01→08/05	➔	☐; 8Z-3-010001→; → 07/05		24.3727-0100.2 580100	L= 1.075
			➔	☒; → 8Z-3-010000; Trommelbremse	2	24.3727-0100.2 580100	L= 1.075
			➔	☐; 8Z-3-010001→; → 07/05; Trommelbremse		24.3727-0185.2 580185	L= 1.056
1.4	55	02/00→08/05	➔	☐; 8Z-3-010001→; → 07/05		24.3727-0100.2 580100	L= 1.075
			➔	☒; 06/00→; → 8Z-3-010000; Trommelbremse	2	24.3727-0100.2 580100	L= 1.075
			➔	☐; 8Z-3-010001→; → 07/05; Trommelbremse		24.3727-0185.2 580185	L= 1.056
1.4 TDI	55	02/00→08/05					
<b>AUDI - A3 (8L1) 09/96→09/06</b>							
 <b>Seilzug, Feststellbremse</b>							
1.6	74	09/96→05/03	➔	☒; → 8L-X-200000; Scheibenbremse	2	24.3727-0149.2 580149	L= 1.688
↓							












	kW					!#		
<b>AUDI - A3 (8L1) 09/96→09/06</b>								
 <b>Seilzug, Feststellbremse</b>								
1.6	75	08/00→05/03	➡	⬇️; 8L-Y-000001→; Scheibenbremse	2	24.3727-0173.2	580173	L= 1.693
1.8	92	09/96→05/03						
1.8 T	110	12/96→05/03						
1.8 T	132	12/98→05/03						
1.8 T quattro	110	12/96→05/03	➡	⬇️; 08/98→; Scheibenbremse	2	24.3727-0175.2	580175	L= 1.723
1.8 T quattro	132	10/98→05/03	➡	⬇️; Scheibenbremse	2	24.3727-0175.2	580175	L= 1.723
S3 quattro	154	03/99→04/02						
S3 quattro	165	10/01→05/03						
1.9 TDI	66	09/96→07/01	➡	⬇️; → 8L-X-200000; Scheibenbremse	2	24.3727-0149.2	580149	L= 1.688
1.9 TDI	81	08/97→07/01	➡	⬇️; 8L-Y-000001→; → 06/01; Scheibenbremse	2	24.3727-0173.2	580173	L= 1.693
1.9 TDI	74	10/00→05/03	➡	⬇️; Scheibenbremse	2	24.3727-0173.2	580173	L= 1.693
1.9 TDI	96	08/00→05/03	➡	⬇️; 09/00→; Scheibenbremse	2	24.3727-0173.2	580173	L= 1.693
1.9 TDI quattro	96	08/00→05/03	➡	⬇️; 09/00→; Scheibenbremse	2	24.3727-0175.2	580175	L= 1.723
<b>AUDI - A3 (8P1) 05/03→12/13</b>								
 <b>Seilzug, Feststellbremse</b>								
1.2 TSI	77	04/10→08/12	➡	⬇️; Scheibenbremse	2	24.3727-2708.2	582708	L= 1.447
1.4 TFSI	92	09/07→08/12						
1.6	75	05/03→08/12						
1.6 E-Power	75	01/11→08/12						
1.6 FSI	85	08/03→09/07						
1.6 TDI	66	05/09→08/12						
1.6 TDI	77	05/09→08/12						
1.8 TFSI quattro	118	07/08→08/12						
2.0 FSI	110	05/03→06/08						
2.0 TDI	100	05/03→08/12						
2.0 TDI	103	06/05→06/08						
2.0 TDI	120	06/06→06/08						
2.0 TDI	125	03/06→08/12						
2.0 TDI 16V	103	05/03→08/12						
2.0 TDI 16V quattro	103	08/04→08/12						
2.0 TDI quattro	100	05/03→06/08						
2.0 TDI quattro	103	01/06→06/08						
2.0 TDI quattro	125	03/06→08/12						
2.0 TFSI	147	09/04→08/12						
2.0 TFSI quattro	147	09/04→08/12						
3.2 V6 quattro	184	07/03→05/09						
S3 quattro	195	11/06→08/12						
1.8 T	110	08/06→08/12	➡	⬇️; 01/07→; Scheibenbremse	2	24.3727-2708.2	582708	L= 1.447
1.8 TFSI	118	11/06→08/12						
1.9 TDI	77	05/03→05/10	➡	⬇️; 06/03→; Scheibenbremse	2	24.3727-2708.2	582708	L= 1.447
S3 quattro	188	02/07→08/12	➡	⬇️; 07/08→; Scheibenbremse	2	24.3727-2708.2	582708	L= 1.447
<b>AUDI - A3 Sportback (8PA) 09/04→12/15</b>								
 <b>Seilzug, Feststellbremse</b>								
1.2 TSI	77	04/10→03/13	➡	⬇️; Scheibenbremse	2	24.3727-2708.2	582708	L= 1.447
1.4 TFSI	92	09/07→03/13						
1.6	75	09/04→03/13						
1.6 E-Power	75	01/11→03/13						
1.6 FSI	85	09/04→09/07						
1.6 TDI	66	05/09→03/13						
1.6 TDI	77	05/09→03/13						
1.8 TFSI quattro	118	07/08→03/13						
1.9 TDI	77	09/04→05/10						
2.0 FSI	110	09/04→06/08						
2.0 TDI	100	09/04→03/13						
2.0 TDI	103	06/05→06/08						
2.0 TDI	120	06/06→06/08						
2.0 TDI	125	03/06→03/13						
2.0 TDI 16V	103	09/04→03/13						
2.0 TDI 16V quattro	103	11/05→03/13						
2.0 TDI quattro	103	01/06→06/08						
2.0 TDI quattro	125	03/06→03/13						
2.0 TFSI	147	09/04→03/13						
2.0 TFSI quattro	147	09/04→03/13						
3.2 V6 quattro	184	09/04→05/09						
S3 quattro	188	07/08→03/13						
S3 quattro	195	06/08→03/13						
1.8 TFSI	118	11/06→03/13	➡	⬇️; 01/07→; Scheibenbremse	2	24.3727-2708.2	582708	L= 1.447
RS3 quattro	250	01/11→12/12	➡	⬇️; 04/11→	2	24.3727-0195.2	580195	L= 1.447











	kW				!#		
<b>AUDI - A4 (8D2, B5) 11/94→12/01</b>							
 <b>Seilzug, Feststellbremse</b>							
1.6	74	11/94→10/00	➡	⬇️; Scheibenbremse	2	24.3727-0155.2 580155	L= 1.812
1.6	75	07/00→11/00					
1.8	85	04/95→11/00					
1.8	92	11/94→11/00					
1.8 T	125	05/00→09/00					
1.8 T	132	12/97→11/00					
1.9 TDI	66	01/95→11/00					
1.9 TDI	85	03/00→11/00					
2.4	120	08/97→11/00					
2.5 TDI	110	09/97→11/00					
2.6	110	01/95→11/00					
2.8	128	09/95→07/97					
2.8	140	09/99→10/00					
2.8	142	10/96→07/99					
2.8	142	10/96→11/00					
1.8 T	110	01/95→11/00	➡	⬇️; 05/95→; Scheibenbremse	2	24.3727-0155.2 580155	L= 1.812
1.9 TDI	55	12/95→11/00	➡	⬇️; 03/96→; Scheibenbremse	2	24.3727-0155.2 580155	L= 1.812
1.9 TDI	81	10/95→11/00	➡	⬇️; 02/96→; Scheibenbremse	2	24.3727-0155.2 580155	L= 1.812
2.4	121	03/97→11/00	➡	⬇️; → 07/97; Scheibenbremse	2	24.3727-0155.2 580155	L= 1.812
			➡	⬇️; 08/97→; Scheibenbremse	2	24.3727-0155.2 580155	L= 1.812
<b>AUDI - A4 (8E2, B6) 11/00→12/05</b>							
 <b>Seilzug, Feststellbremse</b>							
1.6	75	11/00→12/04	➡	⬇️; 12/00→; Scheibenbremse		24.3727-0182.2 580182	L= 1.928
1.8 T	110	11/00→07/02					
1.9 TDI	96	11/00→12/04	➡	⬇️; 12/00→; Scheibenbremse		24.3727-0183.2 580183	L= 2.005
2.0	96	11/00→12/04					
3.0	162	11/00→12/04					
1.8 T	120	07/02→12/04	➡	⬇️; Scheibenbremse		24.3727-0182.2 580182	L= 1.928
1.8 T	140	11/02→12/04					
1.9 TDI	74	05/01→12/04	➡	⬇️; Scheibenbremse		24.3727-0183.2 580183	L= 2.005
1.9 TDI	85	06/04→12/04					
2.0 FSI	110	07/02→12/04					
2.4	120	09/01→12/04					
2.4	125	09/01→12/04					
2.5 TDI	114	08/01→07/02					
2.5 TDI	120	07/02→12/04					
3.0	160	04/01→12/04					
	160	04/01→12/04					
<b>AUDI - A4 (8EC, B7) 11/04→06/08</b>							
 <b>Seilzug, Feststellbremse</b>							
1.6	75	11/04→06/08	➡	⬇️; Scheibenbremse		24.3727-0182.2 580182	L= 1.928
1.8 T	120	11/04→06/08					
1.9 TDI	85	11/04→06/08	➡	⬇️; Scheibenbremse		24.3727-0183.2 580183	L= 2.005
2.0	96	11/04→06/08					
2.0 TFSI	125	10/06→06/08					
2.0 TFSI	147	11/04→06/08					
2.0 TFSI	162	06/05→06/08					
2.5 TDI	120	11/04→05/06					
3.0	160	11/04→05/06					
3.2 FSI	188	01/05→06/08					
<b>AUDI - A4 Avant (8D5, B5) 11/94→09/01</b>							
 <b>Seilzug, Feststellbremse</b>							
1.6	74	11/94→09/01	➡	⬇️; → 04/01; Scheibenbremse	2	24.3727-0155.2 580155	L= 1.812
1.6	75	07/00→09/01					
1.8	85	07/95→09/01					
1.8	92	02/96→09/01					
1.8 T	110	03/96→09/01					
1.8 T	132	12/97→09/01					
1.9 DUO	66	03/98→09/01					
1.9 TDI	55	03/96→09/01					
1.9 TDI	66	02/96→09/01					
1.9 TDI	81	02/96→09/01					
1.9 TDI	85	03/00→09/01					
2.4	120	08/97→09/01					
2.5 TDI	110	09/97→09/01					
2.6	110	02/96→09/01					
2.8	142	10/96→09/01					
2.4	121	03/97→09/01	➡	⬇️; 08/97→ 04/01; Scheibenbremse	2	24.3727-0155.2 580155	L= 1.812
2.8	128	03/96→09/96	➡	⬇️; Scheibenbremse	2	24.3727-0155.2 580155	L= 1.812
2.8	140	03/99→09/00					









	kW				#		
<b>AUDI - A4 Avant (8E5, B6) 02/00→12/05</b>							
 <b>Seilzug, Feststellbremse</b>							
1.6	75	09/01→12/04	➡	☐; Scheibenbremse		24.3727-0182.2 580182	L= 1.928
1.8 T	110	09/01→07/02	➡	☐; Scheibenbremse		24.3727-0183.2 580183	L= 2.005
1.8 T	120	07/02→12/04					
1.8 T	140	11/02→12/04					
1.9 TDI	74	11/01→12/04					
1.9 TDI	85	06/04→12/04					
1.9 TDI	96	09/01→12/04					
2.0	96	09/01→12/04					
2.0 FSI	110	07/02→12/04					
2.4	120	09/01→12/04					
2.4	125	09/01→12/04					
2.5 TDI	114	09/01→07/02					
2.5 TDI	120	07/02→12/04					
3.0	160	04/01→12/04					
3.0	162	09/01→12/04					
<b>AUDI - A4 Avant (8ED, B7) 11/04→06/08</b>							
 <b>Seilzug, Feststellbremse</b>							
1.6	75	11/04→06/08	➡	☐; Scheibenbremse		24.3727-0182.2 580182	L= 1.928
1.8 T	120	11/04→06/08	➡	☐; Scheibenbremse		24.3727-0183.2 580183	L= 2.005
1.9 TDI	85	11/04→06/08					
2.0	96	11/04→06/08					
2.0 TFSI	125	10/06→06/08					
2.0 TFSI	147	11/04→06/08					
2.0 TFSI	162	06/05→06/08					
2.5 TDI	120	11/04→05/06					
3.0	160	11/04→05/06					
3.2 FSI	188	01/05→06/08					
<b>AUDI - A4 Cabriolet (8H7, B6, 8HE, B7) 01/02→12/09</b>							
 <b>Seilzug, Feststellbremse</b>							
1.8 T	120	07/02→03/09	➡	☐; → 11/08; Scheibenbremse		24.3727-0182.2 580182	L= 1.928
2.0 TDI	100	01/06→03/09	➡	☐; → 11/08; Scheibenbremse		24.3727-0183.2 580183	L= 2.005
2.0 TDI	103	01/06→03/09					
2.0 TFSI 16V	147	01/06→03/09					
2.7 TDI	132	06/06→03/09					
3.2 FSI	188	01/06→03/09					
1.8 T	125	10/02→10/05	➡	☐; Scheibenbremse		24.3727-0182.2 580182	L= 1.928
2.0	96	09/04→12/05	➡	☐; Scheibenbremse		24.3727-0183.2 580183	L= 2.005
2.4	120	04/02→12/05					
2.4	125	04/02→12/05					
2.5 TDI	120	08/02→12/05					
3.0	160	04/02→12/05					
3.0	162	04/02→12/05					
<b>AUDI - A6 (4A2, C4) 06/94→10/97</b>							
 <b>Seilzug, Feststellbremse</b>							
1.8	92	12/95→10/97	➡	☐; Scheibenbremse	2	24.3727-0154.2 580154	L= 1.491
1.9 TDI	66	06/94→10/97					
2.0	74	06/94→10/97					
2.0	85	06/94→10/97					
2.0 16V	103	06/94→10/97					
2.4	110	07/95→06/96					
2.5 TDI	84	01/95→10/97					
2.5 TDI	85	06/94→10/97					
2.5 TDI	103	08/94→10/97					
2.6	102	06/94→10/97					
2.6	110	06/94→10/97					
2.8	120	08/95→07/96					
2.8	128	06/94→10/97					
2.8	142	12/95→10/97					
<b>AUDI - A6 (4B2, C5) 01/97→08/05</b>							
 <b>Seilzug, Feststellbremse</b>							
1.8	85	05/97→01/05	➡	☐; Scheibenbremse		24.3727-0171.2 580171	L= 1.958
1.8	92	07/97→01/05	➡	☐; Scheibenbremse		24.3727-0172.2 580172	L= 1.958
1.8 T	132	12/97→01/05					
1.9 TDI	81	04/97→10/00					
1.9 TDI	85	07/00→01/05					
1.9 TDI	96	08/01→01/05					
2.0	96	08/01→01/05					
2.4	100	07/98→01/05					
2.4	125	08/01→01/05					
2.5 TDI	110	07/97→01/05					
2.5 TDI	114	08/01→01/05					
2.5 TDI	120	07/02→01/05					
2.5 TDI	132	02/00→01/05					
2.7 T	169	02/99→01/05					
2.8	132	10/97→05/00					












	kW				!#							
<b>AUDI - A6 (4B2, C5) 01/97→08/05</b>												
 <b>Seilzug, Feststellbremse</b>												
2.8	140	07/99→01/05	➡	☐; Scheibenbremse		24.3727-0171.2 580171	L= 1.958					
3.0	160	06/01→01/05	➡	☐; Scheibenbremse		24.3727-0172.2 580172	L= 1.958					
3.0	162	08/01→01/05										
3.7	191	03/99→01/05										
1.8 T	110	01/97→01/05	➡	☐; 04/97→; Scheibenbremse		24.3727-0171.2 580171	L= 1.958					
2.4	115	02/97→01/05	➡	☐; 04/97→; Scheibenbremse		24.3727-0172.2 580172	L= 1.958					
2.4	120	02/97→01/05										
2.4	121	02/97→01/05										
2.8	142	02/97→01/05										
1.8 T quattro	110	02/97→01/05	➡	☑; 04/97→; Scheibenbremse	2	24.3727-0178.2 580178	L= 1.925					
2.4 quattro	120	02/97→01/05	➡	☑; Scheibenbremse	2	24.3727-0178.2 580178	L= 1.925					
2.4 quattro	121	02/97→01/05										
2.8 quattro	142	02/97→01/05										
1.8 T quattro	132	12/97→01/05										
2.4 quattro	115	08/98→07/99										
2.4 quattro	125	08/01→01/05										
2.5 TDI quattro	110	07/97→01/05										
2.5 TDI quattro	132	02/00→01/05										
2.7 quattro	187	05/01→07/04										
2.7 T quattro	169	12/97→01/05										
2.7 T quattro	184	08/01→01/05										
2.8 quattro	132	01/98→04/00										
2.8 quattro	140	07/99→05/01										
3.0 quattro	160	06/01→07/04										
3.0 quattro	162	08/01→01/05										
3.7 quattro	191	03/99→01/05										
4.2 quattro	220	11/98→01/05										
S6 quattro	250	09/99→01/05										
<b>AUDI - A6 Avant (4A5, C4) 06/94→12/97</b>												
 <b>Seilzug, Feststellbremse</b>												
1.8	92	12/95→12/97	➡	☑; Scheibenbremse	2	24.3727-0154.2 580154	L= 1.491					
1.9 TDI	66	06/94→12/97	➡									
2.0	74	06/94→12/97										
2.0	85	06/94→12/97										
2.0 16V	103	06/94→12/97										
2.5 TDI	84	01/95→12/97										
2.5 TDI	85	06/94→12/97										
2.5 TDI	103	08/94→12/97										
2.6	102	06/94→02/97										
2.6	110	06/94→12/97										
2.8	128	06/94→12/97										
2.8	142	12/95→12/97										
<b>AUDI - A6 Avant (4B5, C5) 11/97→01/05</b>												
 <b>Seilzug, Feststellbremse</b>												
1.8	85	02/98→01/05						➡	☐; Scheibenbremse		24.3727-0171.2 580171	L= 1.958
1.8	92	12/97→01/05						➡	☐; Scheibenbremse		24.3727-0172.2 580172	L= 1.958
1.8 T	110	12/97→01/05										
1.8 T	132	04/99→01/05	➡									
1.9 TDI	81	02/98→04/01										
1.9 TDI	85	07/00→01/05										
1.9 TDI	96	08/01→01/05										
2.0	96	08/01→01/05										
2.4	100	07/98→01/05										
2.4	115	12/97→01/05										
2.4	120	12/97→01/05										
2.4	121	12/97→01/05										
2.4	125	08/01→01/05										
2.5 TDI	110	12/97→01/05										
2.5 TDI	114	08/01→01/05										
2.5 TDI	120	07/02→01/05										
2.5 TDI	132	02/00→01/05										
2.7 T	169	02/99→01/05										
2.8	132	12/97→05/00										
2.8	140	07/99→01/05										
2.8	142	12/97→01/05										
3.0	160	06/01→01/05										
3.0	162	08/01→01/05										
1.8 T quattro	110	12/97→01/05	➡	☑; Scheibenbremse	2	24.3727-0178.2 580178	L= 1.925					
1.8 T quattro	132	12/97→01/05	➡		2	24.3727-0178.2 580178	L= 1.925					
2.4 quattro	115	08/98→05/01										
2.4 quattro	120	12/97→01/05										
2.4 quattro	121	12/97→01/05										
2.4 quattro	125	08/01→01/05										
2.5 TDI quattro	110	12/97→01/05										
2.5 TDI quattro	132	02/00→01/05										
2.7 T quattro	169	12/97→01/05										
2.7 T quattro	184	08/01→01/05										
2.8 quattro	142	12/97→01/05										
3.0 quattro	160	06/01→01/05										
↓												









	kW				!#		
<b>AUDI - A6 Avant (4B5, C5) 11/97→01/05</b>							
 <b>Seilzug, Feststellbremse</b>							
3.0 quattro	162	08/01→01/05	➡	☑; Scheibenbremse	2	24.3727-0178.2 580178	L= 1.925
3.7 quattro	191	03/99→01/05					
4.2 quattro	220	11/98→01/05					
S6 quattro	250	09/99→01/05					
<b>AUDI - ALLROAD (4BH, C5) 05/00→08/05</b>							
 <b>Seilzug, Feststellbremse</b>							
2.5 TDI quattro	120	05/03→08/05	➡	☑; → 07/05; Scheibenbremse	2	24.3727-0178.2 580178	L= 1.925
2.5 TDI quattro	132	05/00→08/05					
2.7 quattro	187	09/00→08/05					
2.7 T quattro	184	05/00→08/05					
4.2 V8 quattro	220	07/02→08/05					
<b>AUDI - CABRIOLET (8G7, B4) 05/91→08/00</b>							
 <b>Seilzug, Feststellbremse</b>							
2.0 E	85	01/93→07/98	➡	☐; → 8G-P-005533; Scheibenbremse		24.3727-0143.2 580143	L= 1.398
2.8	128	11/92→08/00	➡	☑; → 8G-P-005533; Scheibenbremse		24.3727-0144.2 580144	L= 1.358
<b>AUDI - COUPE (89, 8B) 10/88→12/96</b>							
 <b>Seilzug, Feststellbremse</b>							
2.0	85	05/89→12/96	➡	☐; → 04/93; Scheibenbremse		24.3727-0143.2 580143	L= 1.398
2.0 16 V	103	08/92→12/96					
2.3	98	03/90→12/96	➡	☑; → 04/93; Scheibenbremse		24.3727-0144.2 580144	L= 1.358
2.6	110	08/92→12/96					
2.8	128	09/91→12/96					
<b>AUDI - Q7 (4LB) 03/06→01/16</b>							
 <b>Bremsbackensatz, Feststellbremse</b>							
3.0 TDI quattro	150	05/10→08/15	➡	+PR 1KF,2EA,1KD,2EF		03.0137-0451.2 650451	Ø 210 x 30
3.0 TDI quattro	155	03/06→05/10					
3.0 TDI quattro	165	06/09→05/12					
3.0 TDI quattro	171	03/06→05/08					
3.0 TDI quattro	176	11/07→08/15					
3.0 TDI quattro	180	05/11→08/15					
3.0 TFSI quattro	200	05/10→08/15					
3.0 TFSI quattro	206	05/11→08/15					
3.0 TFSI quattro	245	05/10→08/15					
3.6 FSI quattro	206	08/06→05/10					
4.2 FSI quattro	257	03/06→05/10					
4.2 TDI quattro	240	03/07→06/09					
4.2 TDI quattro	250	05/09→08/15					
6.0 TDI quattro	368	09/08→05/14					
<b>Zubehörsatz, Feststellbremsbacken</b>							
3.0 TDI quattro	150	05/10→08/15		+PR 1KF,2EA,1KD,2EF		03.0137-9288.2 669288	
3.0 TDI quattro	155	03/06→05/10					
3.0 TDI quattro	165	06/09→05/12					
3.0 TDI quattro	171	03/06→05/08					
3.0 TDI quattro	176	11/07→08/15					
3.0 TDI quattro	180	05/11→08/15					
3.0 TFSI quattro	200	05/10→08/15					
3.0 TFSI quattro	206	05/11→08/15					
3.0 TFSI quattro	245	05/10→08/15					
3.6 FSI quattro	206	08/06→05/10					
4.2 FSI quattro	257	03/06→05/10					
4.2 TDI quattro	240	03/07→06/09					
4.2 TDI quattro	250	05/09→08/15					
6.0 TDI quattro	368	09/08→05/14					
<b>Reparaturatz, Automatische Nachstellung</b>							
3.0 TDI quattro	150	05/10→08/15		+PR 1KF,2EA,1KD,2EF		03.0137-9700.2 669700	
3.0 TDI quattro	155	03/06→05/10				03.0137-9702.2 669702	
3.0 TDI quattro	165	06/09→05/12					
3.0 TDI quattro	171	03/06→05/08					
3.0 TDI quattro	176	11/07→08/15					
3.0 TDI quattro	180	05/11→08/15					
3.0 TFSI quattro	200	05/10→08/15					
3.0 TFSI quattro	206	05/11→08/15					
3.0 TFSI quattro	245	05/10→08/15					
3.6 FSI quattro	206	08/06→05/10					
4.2 FSI quattro	257	03/06→05/10					
4.2 TDI quattro	240	03/07→06/09					
4.2 TDI quattro	250	05/09→08/15					
6.0 TDI quattro	368	09/08→05/14					
↓							








	kw				!#		
<b>AUDI - Q7 (4LB) 03/06→01/16</b>							
 <b>Seilzug, Feststellbremse</b>							
3.0 TDI quattro	150	05/10→08/15	➡	⬇; 06/10→; +PR 1KF,2EA,1KD,2EF; Scheibenbremse	2	24.3727-3400.2 583400	L= 1.890
3.0 TDI quattro	165	06/09→05/12					
3.0 TDI quattro	176	11/07→08/15					
3.0 TFSI quattro	200	05/10→08/15					
3.0 TFSI quattro	245	05/10→08/15					
4.2 TDI quattro	250	05/09→08/15					
6.0 TDI quattro	368	09/08→05/14					
3.0 TDI quattro	180	05/11→08/15	➡	⬇; +PR 1KF,2EA,1KD,2EF; Scheibenbremse	2	24.3727-3400.2 583400	L= 1.890
3.0 TFSI quattro	206	05/11→08/15					
<b>AUDI - TT (8N3) 10/98→06/06</b>							
 <b>Seilzug, Feststellbremse</b>							
1.8 T	110	09/02→06/06	➡	⬇; Scheibenbremse	2	24.3727-0189.2 580189	L= 1.617
1.8 T	120	09/05→06/06					
1.8 T	140	09/05→06/06					
1.8 T	132	10/98→06/06	➡	⬇; 8N-Y-011101→; Scheibenbremse	2	24.3727-0189.2 580189	L= 1.617
			➡	⬇; → 8N-Y-011100; Scheibenbremse	2	24.3727-0190.2 580190	L= 1.612
<b>AUDI - TT Roadster (8N9) 10/99→06/06</b>							
 <b>Seilzug, Feststellbremse</b>							
1.8 T	110	01/01→06/06	➡	⬇; Scheibenbremse	2	24.3727-0189.2 580189	L= 1.617
1.8 T	120	09/05→06/06					
1.8 T	140	09/05→06/06					
1.8 T	132	10/99→06/06	➡	⬇; 8N-Y-011101→; Scheibenbremse	2	24.3727-0189.2 580189	L= 1.617
			➡	⬇; → 8N-Y-011100; Scheibenbremse	2	24.3727-0190.2 580190	L= 1.612
<b>BMW - 1 (E81) 09/06→09/12</b>							
 <b>Bremsbackensatz, Feststellbremse</b>							
116 d	66	01/11→12/11				03.0137-0379.2 650379	Ø 161 x 20
120 d	120	03/07→12/11					
116 d	85	11/08→12/11		03/09→ 05/11		03.0137-0379.2 650379	Ø 161 x 20
116 i	85	04/07→12/11		→ 08/07		03.0137-0379.2 650379	Ø 161 x 20
116 i	89	08/07→11/11		09/07→ 12/08		03.0137-0379.2 650379	Ø 161 x 20
116 i	90	03/07→11/11					
116 i	90	11/08→12/11		01/09→ 05/11		03.0137-0379.2 650379	Ø 161 x 20
118 d	100	09/06→12/11		04/07→ 05/11		03.0137-0379.2 650379	Ø 161 x 20
118 d	105	09/06→12/11					
118 i	100	09/06→12/11					
118 i	105	09/06→12/11					
120 i	120	09/06→12/11					
120 i	125	01/07→09/12					
120 d	130	03/07→12/11		→ 05/11		03.0137-0379.2 650379	Ø 161 x 20
120 d	145	03/07→12/11					
120 i	115	09/06→10/11		→ 03/07		03.0137-0379.2 650379	Ø 161 x 20
123 d	150	03/07→12/11		10/07→ 05/11		03.0137-0305.2 650305	Ø 185 x 20
130 i	190	09/06→12/11		→ 05/11		03.0137-0305.2 650305	Ø 185 x 20
130 i	195	09/06→12/11					
<b>Zubehörsatz, Feststellbremsbacken</b>							
116 d	66	01/11→12/11				03.0137-9265.2 669265	
120 d	120	03/07→12/11					
116 d	85	11/08→12/11		03/09→ 05/11		03.0137-9265.2 669265	
116 i	85	04/07→12/11		→ 08/07		03.0137-9265.2 669265	
116 i	89	08/07→11/11		09/07→ 12/08		03.0137-9265.2 669265	
116 i	90	03/07→11/11					
116 i	90	11/08→12/11		01/09→ 05/11		03.0137-9265.2 669265	
118 d	100	09/06→12/11		04/07→ 05/11		03.0137-9265.2 669265	
118 d	105	09/06→12/11					
118 i	100	09/06→12/11					
118 i	105	09/06→12/11					
120 i	120	09/06→12/11					
120 i	125	01/07→09/12					
120 d	130	03/07→12/11		→ 05/11		03.0137-9265.2 669265	
120 d	145	03/07→12/11					
120 i	115	09/06→10/11		→ 03/07		03.0137-9265.2 669265	
123 d	150	03/07→12/11		10/07→ 05/11		03.0137-9062.2 669062	
130 i	190	09/06→12/11		→ 05/11		03.0137-9062.2 669062	
130 i	195	09/06→12/11					
<b>Reparaturatz, Automatische Nachstellung</b>							
116 d	66	01/11→12/11				03.0137-9701.2 669701	
↓							









	kW				!#		
<b>BMW - 1 (E81) 09/06→09/12</b>							
<b>Reparaturatz, Automatische Nachstellung</b>							
120 d	120	03/07→12/11				03.0137-9702.2 669702	
116 d	85	11/08→12/11		03/09→ 05/11		03.0137-9701.2 669701 03.0137-9702.2 669702	
116 i	85	04/07→12/11		→ 08/07		03.0137-9701.2 669701 03.0137-9702.2 669702	
116 i	89	08/07→11/11		09/07→ 12/08		03.0137-9701.2 669701	
116 i	90	03/07→11/11				03.0137-9702.2 669702	
116 i	90	11/08→12/11		01/09→ 05/11		03.0137-9701.2 669701 03.0137-9702.2 669702	
118 d	100	09/06→12/11		04/07→ 05/11		03.0137-9701.2 669701	
118 d	105	09/06→12/11				03.0137-9702.2 669702	
118 i	100	09/06→12/11					
118 i	105	09/06→12/11					
120 i	120	09/06→12/11					
120 i	125	01/07→09/12					
120 d	130	03/07→12/11		→ 05/11		03.0137-9701.2 669701	
120 d	145	03/07→12/11				03.0137-9702.2 669702	
120 i	115	09/06→10/11		→ 03/07		03.0137-9701.2 669701 03.0137-9702.2 669702	
123 d	150	03/07→12/11		10/07→ 05/11		03.0137-9700.2 669700 03.0137-9702.2 669702	
130 i	190	09/06→12/11		→ 05/11		03.0137-9700.2 669700	
130 i	195	09/06→12/11				03.0137-9702.2 669702	
 <b>Seilzug, Feststellbremse</b>							
116 d	66	01/11→12/11	➡	⬇	2	24.3727-0234.2 580234	L= 1.435
120 d	120	03/07→12/11					
116 d	85	11/08→12/11	➡	⬇; 03/09→ 05/11	2	24.3727-0234.2 580234	L= 1.435
116 i	85	04/07→12/11	➡	⬇; → 08/07	2	24.3727-0234.2 580234	L= 1.435
116 i	89	08/07→11/11	➡	⬇; 09/07→ 12/08	2	24.3727-0234.2 580234	L= 1.435
116 i	90	03/07→11/11					
116 i	90	11/08→12/11	➡	⬇; 01/09→ 05/11	2	24.3727-0234.2 580234	L= 1.435
118 d	100	09/06→12/11	➡	⬇; 04/07→ 05/11	2	24.3727-0234.2 580234	L= 1.435
118 d	105	09/06→12/11					
118 i	100	09/06→12/11					
118 i	105	09/06→12/11					
120 i	120	09/06→12/11					
120 i	125	01/07→09/12					
120 d	130	03/07→12/11	➡	⬇; → 05/11	2	24.3727-0234.2 580234	L= 1.435
120 d	145	03/07→12/11					
130 i	190	09/06→12/11					
130 i	195	09/06→12/11					
120 i	115	09/06→10/11	➡	⬇; → 03/07	2	24.3727-0234.2 580234	L= 1.435
123 d	150	03/07→12/11	➡	⬇; 10/07→ 05/11	2	24.3727-0234.2 580234	L= 1.435
<b>BMW - 1 (E87) 02/03→01/13</b>							
 <b>Bremsbackensatz, Feststellbremse</b>							
116 d	66	01/11→12/11				03.0137-0379.2 650379	Ø 161 x 20
116 d	85	12/08→09/12		03/09→ 05/11		03.0137-0379.2 650379	Ø 161 x 20
116 i	85	11/03→06/11		09/04→ 08/07		03.0137-0379.2 650379	Ø 161 x 20
116 i	89	03/07→06/11		09/07→ 12/08		03.0137-0379.2 650379	Ø 161 x 20
116 i	90	03/07→06/11					
116 i	90	01/09→06/11		→ 05/11		03.0137-0379.2 650379	Ø 161 x 20
118 d	90	11/03→02/07		09/04→		03.0137-0379.2 650379	Ø 161 x 20
118 i	95	07/04→02/07					
120 d	110	03/03→02/07					
118 d	100	09/06→06/11		04/07→ 05/11		03.0137-0379.2 650379	Ø 161 x 20
118 d	105	09/06→06/11					
118 i	105	09/06→06/11					
120 i	120	09/06→06/11					
120 i	125	09/06→06/11					
118 i	100	10/06→06/11		→ 03/07		03.0137-0379.2 650379	Ø 161 x 20
118 i	125	03/07→12/07		04/07→		03.0137-0379.2 650379	Ø 161 x 20
120 d	120	03/03→06/11		09/04→ 02/07		03.0137-0379.2 650379	Ø 161 x 20
120 d	130	09/06→06/11		03/07→ 05/11		03.0137-0379.2 650379	Ø 161 x 20
120 i	110	11/03→06/11		09/04→ 03/07		03.0137-0379.2 650379	Ø 161 x 20
120 i	115	11/03→06/11					
123 d	150	03/07→09/12		10/07→ 05/11		03.0137-0305.2 650305	Ø 185 x 20
↓							








	kW					!#		
<b>BMW - 1 (E87) 02/03→01/13</b>								
 <b>Bremsbackensatz, Feststellbremse</b>								
130 i	190	03/05→09/12			→ 05/11		03.0137-0305.2 650305	Ø 185 x 20
130 i	195	03/05→09/12			09/05→ 05/11		03.0137-0305.2 650305	Ø 185 x 20
<b>Zubehörsatz, Feststellbremsbacken</b>								
116 d	66	01/11→12/11					03.0137-9265.2 669265	
116 d	85	12/08→09/12			03/09→ 05/11		03.0137-9265.2 669265	
116 i	85	11/03→06/11			09/04→ 08/07		03.0137-9265.2 669265	
116 i	89	03/07→06/11			09/07→ 12/08		03.0137-9265.2 669265	
116 i	90	03/07→06/11						
116 i	90	01/09→06/11			→ 05/11		03.0137-9265.2 669265	
118 d	90	11/03→02/07			09/04→		03.0137-9265.2 669265	
118 i	95	07/04→02/07						
120 d	110	03/03→02/07						
118 d	100	09/06→06/11			04/07→ 05/11		03.0137-9265.2 669265	
118 d	105	09/06→06/11						
118 i	105	09/06→06/11						
120 i	120	09/06→06/11						
120 i	125	09/06→06/11						
118 i	100	10/06→06/11			→ 03/07		03.0137-9265.2 669265	
118 i	125	03/07→12/07			04/07→		03.0137-9265.2 669265	
120 d	120	03/03→06/11			09/04→ 02/07		03.0137-9265.2 669265	
120 d	130	09/06→06/11			03/07→ 05/11		03.0137-9265.2 669265	
120 i	110	11/03→06/11			09/04→ 03/07		03.0137-9265.2 669265	
120 i	115	11/03→06/11						
123 d	150	03/07→09/12			10/07→ 05/11		03.0137-9062.2 669062	
130 i	190	03/05→09/12			→ 05/11		03.0137-9062.2 669062	
130 i	195	03/05→09/12			09/05→ 05/11		03.0137-9062.2 669062	
<b>Reparaturatz, Automatische Nachstellung</b>								
116 d	66	01/11→12/11					03.0137-9701.2 669701	
116 d	85	12/08→09/12			03/09→ 05/11		03.0137-9702.2 669702	
116 i	85	11/03→06/11			09/04→ 08/07		03.0137-9701.2 669701	
116 i	89	03/07→06/11			09/07→ 12/08		03.0137-9701.2 669701	
116 i	90	03/07→06/11					03.0137-9702.2 669702	
116 i	90	01/09→06/11			→ 05/11		03.0137-9701.2 669701	
116 i	90	01/09→06/11					03.0137-9702.2 669702	
118 d	90	11/03→02/07			09/04→		03.0137-9701.2 669701	
118 i	95	07/04→02/07						
120 d	110	03/03→02/07					03.0137-9702.2 669702	
118 d	100	09/06→06/11			04/07→ 05/11		03.0137-9701.2 669701	
118 d	105	09/06→06/11					03.0137-9702.2 669702	
118 i	105	09/06→06/11						
120 i	120	09/06→06/11						
120 i	125	09/06→06/11						
118 i	100	10/06→06/11			→ 03/07		03.0137-9701.2 669701	
118 i	100	10/06→06/11					03.0137-9702.2 669702	
118 i	125	03/07→12/07			04/07→		03.0137-9701.2 669701	
118 i	125	03/07→12/07					03.0137-9702.2 669702	
120 d	120	03/03→06/11			09/04→ 02/07		03.0137-9701.2 669701	
120 d	120	03/03→06/11					03.0137-9702.2 669702	
120 d	130	09/06→06/11			03/07→ 05/11		03.0137-9701.2 669701	
120 d	130	09/06→06/11					03.0137-9702.2 669702	
120 i	110	11/03→06/11			09/04→ 03/07		03.0137-9701.2 669701	
120 i	115	11/03→06/11					03.0137-9702.2 669702	
123 d	150	03/07→09/12			10/07→ 05/11		03.0137-9700.2 669700	
123 d	150	03/07→09/12					03.0137-9702.2 669702	
130 i	190	03/05→09/12			→ 05/11		03.0137-9700.2 669700	
130 i	190	03/05→09/12					03.0137-9702.2 669702	
130 i	195	03/05→09/12			09/05→ 05/11		03.0137-9700.2 669700	
130 i	195	03/05→09/12					03.0137-9702.2 669702	
 <b>Seilzug, Feststellbremse</b>								
116 d	66	01/11→12/11	➡	⬇		2	24.3727-0234.2 580234	L= 1.435
⬇								












	kW				!#		
<b>BMW - 1 (E87) 02/03→01/13</b>							
 <b>Seilzug, Feststellbremse</b>							
116 d	85	12/08→09/12	➡	⬇️; 03/09→05/11	2	24.3727-0234.2 580234	L= 1.435
116 i	85	11/03→06/11	➡	⬇️; 09/04→08/07	2	24.3727-0234.2 580234	L= 1.435
116 i	89	03/07→06/11	➡	⬇️; 09/07→12/08	2	24.3727-0234.2 580234	L= 1.435
116 i	90	03/07→06/11	➡				
116 i	90	01/09→06/11	➡	⬇️; →05/11	2	24.3727-0234.2 580234	L= 1.435
130 i	190	03/05→09/12	➡				
118 d	90	11/03→02/07	➡	⬇️; 09/04→	2	24.3727-0234.2 580234	L= 1.435
118 i	95	07/04→02/07	➡				
120 d	110	03/03→02/07	➡				
118 d	100	09/06→06/11	➡	⬇️; 04/07→05/11	2	24.3727-0234.2 580234	L= 1.435
118 d	105	09/06→06/11	➡				
118 i	105	09/06→06/11	➡				
120 i	120	09/06→06/11	➡				
120 i	125	09/06→06/11	➡				
118 i	100	10/06→06/11	➡	⬇️; →03/07	2	24.3727-0234.2 580234	L= 1.435
118 i	125	03/07→12/07	➡	⬇️; 04/07→	2	24.3727-0234.2 580234	L= 1.435
120 d	120	03/03→06/11	➡	⬇️; 09/04→02/07	2	24.3727-0234.2 580234	L= 1.435
120 d	130	09/06→06/11	➡	⬇️; 03/07→05/11	2	24.3727-0234.2 580234	L= 1.435
120 i	110	11/03→06/11	➡	⬇️; 09/04→03/07	2	24.3727-0234.2 580234	L= 1.435
120 i	115	11/03→06/11	➡				
123 d	150	03/07→09/12	➡	⬇️; 10/07→05/11	2	24.3727-0234.2 580234	L= 1.435
130 i	195	03/05→09/12	➡	⬇️; 09/05→05/11	2	24.3727-0234.2 580234	L= 1.435
<b>BMW - 1 (F20) 11/10→</b>							
 <b>Bremsbackensatz, Feststellbremse</b>							
114 d	70	06/15→				03.0137-0379.2 650379	Ø 161 x 20
114 d	70	10/12→					
116 d	85	03/15→					
116 d	85	11/12→					
116 i	80	03/15→					
118 d	110	03/15→					
118 d xDrive	105	07/13→					
118 d xDrive	110	03/15→					
118 i	100	03/15→					
120 d	140	03/15→					
120 d xDrive	140	03/15→					
120 i	130	03/15→					
120 i	135	09/15→					
125 d	165	03/15→					
125 i	165	09/15→					
125 i	175	03/13→					
M 135 i	240	03/15→					
M 135 i xDrive	240	03/15→					
M 140 i	250	09/15→					
M 140 i xDrive	250	09/15→					
114 i	75	11/11→		09/12→		03.0137-0379.2 650379	Ø 161 x 20
M 135 i	235	11/11→					
116 d	85	12/10→		06/11→		03.0137-0379.2 650379	Ø 161 x 20
116 i	100	12/10→					
118 d	100	12/10→					
118 d	105	12/10→					
118 i	125	11/10→					
120 d	120	12/10→					
120 d	135	12/10→					
120 d	147	01/11→					
120 d xDrive	135	02/12→		07/12→		03.0137-0379.2 650379	Ø 161 x 20
120 d xDrive	147	01/11→					
M 135 i xDrive	235	02/12→					
125 d	155	08/11→		03/12→		03.0137-0379.2 650379	Ø 161 x 20
125 d	160	08/11→					
125 i	160	08/11→					
<b>Zubehörsatz, Feststellbremsbacken</b>							
114 d	70	06/15→				03.0137-9265.2 669265	
114 d	70	10/12→					
116 d	85	03/15→					
116 d	85	11/12→					
116 i	80	03/15→					
118 d	110	03/15→					
118 d xDrive	105	07/13→					
118 d xDrive	110	03/15→					
118 i	100	03/15→					
120 d	140	03/15→					
120 d xDrive	140	03/15→					
120 i	130	03/15→					
120 i	135	09/15→					
↓							











	kW					! #		
<b>BMW - 1 (F20) 11/10→</b>								
<b>Zubehörsatz, Feststellbremsbacken</b>								
125 d	165	03/15→					03.0137-9265.2	669265
125 i	165	09/15→						
125 i	175	03/13→						
M 135 i	240	03/15→						
M 135 i xDrive	240	03/15→						
M 140 i	250	09/15→						
M 140 i xDrive	250	09/15→						
114 i	75	11/11→		09/12→			03.0137-9265.2	669265
M 135 i	235	11/11→						
116 d	85	12/10→		06/11→			03.0137-9265.2	669265
116 i	100	12/10→						
118 d	100	12/10→						
118 d	105	12/10→						
118 i	125	11/10→						
120 d	120	12/10→						
120 d	135	12/10→						
120 d	147	01/11→						
120 d xDrive	135	02/12→		07/12→			03.0137-9265.2	669265
120 d xDrive	147	01/11→						
M 135 i xDrive	235	02/12→						
125 d	155	08/11→		03/12→			03.0137-9265.2	669265
125 d	160	08/11→						
125 i	160	08/11→						
<b>Reparaturatz, Automatische Nachstellung</b>								
114 d	70	06/15→					03.0137-9701.2	669701
114 d	70	10/12→						
116 d	85	03/15→					03.0137-9702.2	669702
116 d	85	11/12→						
116 i	80	03/15→						
118 d	110	03/15→						
118 d xDrive	105	07/13→						
118 d xDrive	110	03/15→						
118 i	100	03/15→						
120 d	140	03/15→						
120 d xDrive	140	03/15→						
120 i	130	03/15→						
120 i	135	09/15→						
125 d	165	03/15→						
125 i	165	09/15→						
125 i	175	03/13→						
M 135 i	240	03/15→						
M 135 i xDrive	240	03/15→						
M 140 i	250	09/15→						
M 140 i xDrive	250	09/15→						
114 i	75	11/11→		09/12→			03.0137-9701.2	669701
M 135 i	235	11/11→					03.0137-9702.2	669702
116 d	85	12/10→		06/11→			03.0137-9701.2	669701
116 i	100	12/10→						
118 d	100	12/10→					03.0137-9702.2	669702
118 d	105	12/10→						
118 i	125	11/10→						
120 d	120	12/10→						
120 d	135	12/10→						
120 d	147	01/11→						
120 d xDrive	135	02/12→		07/12→			03.0137-9701.2	669701
120 d xDrive	147	01/11→						
M 135 i xDrive	235	02/12→					03.0137-9702.2	669702
125 d	155	08/11→		03/12→			03.0137-9701.2	669701
125 d	160	08/11→						
125 i	160	08/11→					03.0137-9702.2	669702
<b>Seilzug, Feststellbremse</b>								
114 d	70	06/15→	➡	⚠; nicht für heiße Klimazonen; Scheibenbremse	2	24.3727-0248.2	580248	L= 1.463
114 d	70	10/12→						
116 d	85	03/15→						
116 d	85	11/12→						
116 i	80	03/15→						
118 d	110	03/15→						
118 d xDrive	105	07/13→						
118 d xDrive	110	03/15→						
118 i	100	03/15→						
120 d	140	03/15→						
120 d xDrive	140	03/15→						
120 i	130	03/15→						
120 i	135	09/15→						
125 d	165	03/15→						
125 i	165	09/15→						
125 i	175	03/13→						
114 i	75	11/11→	➡	⚠; 09/12→; Scheibenbremse	2	24.3727-0248.2	580248	L= 1.463
↓								










	kW				! #		
<b>BMW - 1 (F20) 11/10→</b>							
 <b>Seilzug, Feststellbremse</b>							
116 d 116 i 118 d 118 d 118 i 120 d 120 d 120 d	85 100 100 105 125 120 135 147	12/10→ 12/10→ 12/10→ 12/10→ 11/10→ 12/10→ 12/10→ 01/11→	➡	⚠; 06/11→; nicht für heiße Klimazonen; Scheibenbremse	2	24.3727-0248.2 580248	L= 1.463
120 d xDrive 120 d xDrive	135 147	02/12→ 01/11→	➡	⚠; 07/12→; nicht für heiße Klimazonen; Scheibenbremse	2	24.3727-0248.2 580248	L= 1.463
125 d 125 d 125 i	155 160 160	08/11→ 08/11→ 08/11→	➡	⚠; 03/12→; nicht für heiße Klimazonen; Scheibenbremse	2	24.3727-0248.2 580248	L= 1.463
M 135 i M 135 i xDrive	235 235	11/11→ 02/12→	➡	⚠; 01/15→; Scheibenbremse	2	24.3727-0248.2 580248	L= 1.463
M 135 i M 135 i xDrive M 140 i M 140 i xDrive	240 240 250 250	03/15→ 03/15→ 09/15→ 09/15→	➡	⚠; Scheibenbremse	2	24.3727-0248.2 580248	L= 1.463
<b>BMW - 1 (F21) 12/11→</b>							
 <b>Bremsbackensatz, Feststellbremse</b>							
114 d 116 d 116 d 116 d 116 i 116 i 118 d 118 d 118 d 118 d xDrive 118 d xDrive 118 i 118 i 120 d 120 d 120 d 120 d 120 d xDrive 120 i 120 i 125 d 125 i 125 i M 135 i M 135 i xDrive M 140 i M 140 i xDrive	70 85 85 85 80 100 100 105 110 105 110 100 125 120 135 140 147 140 130 135 165 165 175 240 240 250 250	06/15→ 03/15→ 12/11→ 01/12→ 03/15→ 12/11→ 12/11→ 12/11→ 03/15→ 05/13→ 03/15→ 03/15→ 07/12→ 07/12→ 07/12→ 03/15→ 01/12→ 03/15→ 03/15→ 10/15→ 03/15→ 10/15→ 03/13→ 03/15→ 03/15→ 10/15→ 09/15→				03.0137-0379.2 650379	Ø 161 x 20
114 d	70	07/12→		10/12→		03.0137-0379.2 650379	Ø 161 x 20
114 i M 135 i	75 235	12/11→ 12/11→		09/12→		03.0137-0379.2 650379	Ø 161 x 20
120 d xDrive 120 d xDrive M 135 i xDrive	135 147 235	02/12→ 01/12→ 02/12→		07/12→		03.0137-0379.2 650379	Ø 161 x 20
125 d 125 d 125 i	155 160 160	12/11→ 12/11→ 12/11→		03/12→		03.0137-0379.2 650379	Ø 161 x 20
<b>Zubehörsatz, Feststellbremsbacken</b>							
114 d 116 d 116 d 116 d 116 i 116 i 118 d 118 d 118 d 118 d xDrive 118 d xDrive 118 i 118 i 120 d 120 d 120 d 120 d 120 d xDrive 120 i 120 i	70 85 85 85 80 100 100 105 110 105 110 100 125 120 135 140 147 140 130 135	06/15→ 03/15→ 12/11→ 01/12→ 03/15→ 12/11→ 12/11→ 12/11→ 03/15→ 05/13→ 03/15→ 03/15→ 07/12→ 07/12→ 07/12→ 03/15→ 01/12→ 03/15→ 03/15→ 10/15→				03.0137-9265.2 669265	
↓							







	kW					#		
<b>BMW - 1 (F21) 12/11→</b>								
<b>Zubehörsatz, Feststellbremsbacken</b>								
125 d	165	03/15→					03.0137-9265.2	669265
125 i	165	10/15→						
125 i	175	03/13→						
M 135 i	240	03/15→						
M 135 i xDrive	240	03/15→						
M 140 i	250	10/15→						
M 140 i xDrive	250	09/15→						
114 d	70	07/12→		10/12→			03.0137-9265.2	669265
114 i	75	12/11→		09/12→			03.0137-9265.2	669265
M 135 i	235	12/11→						
120 d xDrive	135	02/12→		07/12→			03.0137-9265.2	669265
120 d xDrive	147	01/12→						
M 135 i xDrive	235	02/12→						
125 d	155	12/11→		03/12→			03.0137-9265.2	669265
125 d	160	12/11→						
125 i	160	12/11→						
<b>Reparaturatz, Automatische Nachstellung</b>								
114 d	70	06/15→					03.0137-9701.2	669701
116 d	85	03/15→					03.0137-9702.2	669702
116 d	85	12/11→						
116 d	85	01/12→						
116 i	80	03/15→						
116 i	100	12/11→						
118 d	100	12/11→						
118 d	105	12/11→						
118 d	110	03/15→						
118 d xDrive	105	05/13→						
118 d xDrive	110	03/15→						
118 i	100	03/15→						
118 i	125	07/12→						
120 d	120	07/12→						
120 d	135	07/12→						
120 d	140	03/15→						
120 d	147	01/12→						
120 d xDrive	140	03/15→						
120 i	130	03/15→						
120 i	135	10/15→						
125 d	165	03/15→						
125 i	165	10/15→						
125 i	175	03/13→						
M 135 i	240	03/15→						
M 135 i xDrive	240	03/15→						
M 140 i	250	10/15→						
M 140 i xDrive	250	09/15→						
114 d	70	07/12→		10/12→			03.0137-9701.2	669701
							03.0137-9702.2	669702
114 i	75	12/11→		09/12→			03.0137-9701.2	669701
M 135 i	235	12/11→					03.0137-9702.2	669702
120 d xDrive	135	02/12→		07/12→			03.0137-9701.2	669701
120 d xDrive	147	01/12→					03.0137-9702.2	669702
M 135 i xDrive	235	02/12→						
125 d	155	12/11→		03/12→			03.0137-9701.2	669701
125 d	160	12/11→					03.0137-9702.2	669702
125 i	160	12/11→						
<b>Seilzug, Feststellbremse</b>								
114 d	70	06/15→	➔	⚠; nicht für heiße Klimazonen; Scheibenbremse		2	24.3727-0248.2	580248 L= 1.463
116 d	85	03/15→						
116 d	85	12/11→						
116 d	85	01/12→						
116 i	80	03/15→						
116 i	100	12/11→						
118 d	100	12/11→						
118 d	105	12/11→						
118 d	110	03/15→						
118 d xDrive	105	05/13→						
118 d xDrive	110	03/15→						
118 i	100	03/15→						
118 i	125	07/12→						
120 d	120	07/12→						
120 d	135	07/12→						
120 d	140	03/15→						
120 d	147	01/12→						
120 d xDrive	140	03/15→						
120 i	130	03/15→						
120 i	135	10/15→						
125 d	165	03/15→						
125 i	165	10/15→						
125 i	175	03/13→						
↓								












	kW				#		
<b>BMW - 1 (F21) 12/11→</b>							
 <b>Seilzug, Feststellbremse</b>							
114 d	70	07/12→	➡	⚠; 10/12→; nicht für heiße Klimazonen; Scheibenbremse	2	24.3727-0248.2 580248	L= 1.463
114 i	75	12/11→	➡	⚠; 09/12→; Scheibenbremse	2	24.3727-0248.2 580248	L= 1.463
120 d xDrive 120 d xDrive	135 147	02/12→ 01/12→	➡	⚠; 07/12→; nicht für heiße Klimazonen; Scheibenbremse	2	24.3727-0248.2 580248	L= 1.463
125 d 125 d 125 i	155 160 160	12/11→ 12/11→ 12/11→	➡	⚠; 03/12→; nicht für heiße Klimazonen; Scheibenbremse	2	24.3727-0248.2 580248	L= 1.463
M 135 i M 135 i xDrive	235 235	12/11→ 02/12→	➡	⚠; 01/15→; Scheibenbremse	2	24.3727-0248.2 580248	L= 1.463
M 135 i M 135 i xDrive M 140 i M 140 i xDrive	240 240 250 250	03/15→ 03/15→ 10/15→ 09/15→	➡	⚠; Scheibenbremse	2	24.3727-0248.2 580248	L= 1.463
<b>BMW - 1 Cabriolet (E88) 03/08→12/13</b>							
 <b>Bremsbackensatz, Feststellbremse</b>							
118 d 118 d 118 i 118 i 120 d 120 d 120 d 120 i 120 i 120 i 120 i 125 i 128 i	100 105 100 105 120 130 145 115 120 125 160 171	09/08→12/13 09/08→12/13 09/08→12/13 03/08→12/13 03/08→12/13 03/08→12/13 03/08→12/13 03/08→12/13 03/08→12/13 03/08→12/13 03/08→12/13 03/08→12/13	➡	→ 10/13		03.0137-0379.2 650379	∅ 161 x 20
123 d 135 i 135 i	150 225 240	09/08→12/13 03/08→12/13 03/08→12/13	➡	→ 10/13		03.0137-0305.2 650305	∅ 185 x 20
<b>Zubehörsatz, Feststellbremsbacken</b>							
118 d 118 d 118 i 118 i 120 d 120 d 120 d 120 i 120 i 120 i 125 i 128 i	100 105 100 105 120 130 145 115 120 125 160 171	09/08→12/13 09/08→12/13 09/08→12/13 03/08→12/13 03/08→12/13 03/08→12/13 03/08→12/13 03/08→12/13 03/08→12/13 03/08→12/13 03/08→12/13 03/08→12/13	➡	→ 10/13		03.0137-9265.2 669265	
123 d 135 i 135 i	150 225 240	09/08→12/13 03/08→12/13 03/08→12/13	➡	→ 10/13		03.0137-9062.2 669062	
<b>Reparaturatz, Automatische Nachstellung</b>							
118 d 118 d 118 i 118 i 120 d 120 d 120 d 120 i 120 i 120 i 125 i 128 i	100 105 100 105 120 130 145 115 120 125 160 171	09/08→12/13 09/08→12/13 09/08→12/13 03/08→12/13 03/08→12/13 03/08→12/13 03/08→12/13 03/08→12/13 03/08→12/13 03/08→12/13 03/08→12/13 03/08→12/13		→ 10/13		03.0137-9701.2 669701 03.0137-9702.2 669702	
123 d 135 i 135 i	150 225 240	09/08→12/13 03/08→12/13 03/08→12/13		→ 10/13		03.0137-9700.2 669700 03.0137-9702.2 669702	
 <b>Seilzug, Feststellbremse</b>							
118 d 118 d 118 i 118 i 120 d 120 d 120 d 120 i 120 i 120 i 123 d	100 105 100 105 120 130 145 115 120 125 150	09/08→12/13 09/08→12/13 09/08→12/13 03/08→12/13 03/08→12/13 03/08→12/13 03/08→12/13 03/08→12/13 03/08→12/13 03/08→12/13 09/08→12/13	➡	⚠; → 10/13; Scheibenbremse	2	24.3727-0234.2 580234	L= 1.435











	kW				!#		
<b>BMW - 1 Cabriolet (E88) 03/08→12/13</b>							
 <b>Seilzug, Feststellbremse</b>							
125 i 128 i 135 i 135 i	160 171 225 240	03/08→12/13 03/08→12/13 03/08→12/13 03/08→12/13	➡	⏴; → 10/13; Scheibenbremse	2	24.3727-0234.2 580234	L= 1.435
<b>BMW - 1 Coupe (E82) 10/06→10/13</b>							
 <b>Bremsbackensatz, Feststellbremse</b>							
118 d 118 d 120 d 120 d 120 i	100 105 120 130 115	09/09→10/13 09/09→10/13 09/07→10/13 09/07→10/13 09/09→10/13	➡			03.0137-0379.2 650379	Ø 161 x 20
120 d	145	09/07→10/13	➡	10/07→		03.0137-0379.2 650379	Ø 161 x 20
120 i	125	10/07→10/13	➡	09/09→		03.0137-0379.2 650379	Ø 161 x 20
123 d 135 i 135 i	150 225 240	10/07→10/13 10/07→10/13 10/07→10/13	➡			03.0137-0305.2 650305	Ø 185 x 20
125 i	160	10/07→10/13	➡	03/08→		03.0137-0379.2 650379	Ø 161 x 20
M	250	04/11→06/12	➡	05/11→		03.0137-0305.2 650305	Ø 185 x 20
<b>Zubehörsatz, Feststellbremsbacken</b>							
118 d 118 d 120 d 120 d 120 i	100 105 120 130 115	09/09→10/13 09/09→10/13 09/07→10/13 09/07→10/13 09/09→10/13	➡			03.0137-9265.2 669265	
120 d	145	09/07→10/13	➡	10/07→		03.0137-9265.2 669265	
120 i	125	10/07→10/13	➡	09/09→		03.0137-9265.2 669265	
123 d 135 i 135 i	150 225 240	10/07→10/13 10/07→10/13 10/07→10/13	➡			03.0137-9062.2 669062	
125 i	160	10/07→10/13	➡	03/08→		03.0137-9265.2 669265	
M	250	04/11→06/12	➡	05/11→		03.0137-9062.2 669062	
<b>Reparaturatz, Automatische Nachstellung</b>							
118 d 118 d 120 d 120 d 120 i	100 105 120 130 115	09/09→10/13 09/09→10/13 09/07→10/13 09/07→10/13 09/09→10/13				03.0137-9701.2 669701 03.0137-9702.2 669702	
120 d	145	09/07→10/13		10/07→		03.0137-9701.2 669701 03.0137-9702.2 669702	
120 i	125	10/07→10/13		09/09→		03.0137-9701.2 669701 03.0137-9702.2 669702	
123 d 135 i 135 i	150 225 240	10/07→10/13 10/07→10/13 10/07→10/13				03.0137-9700.2 669700	
125 i	160	10/07→10/13		03/08→		03.0137-9701.2 669701 03.0137-9702.2 669702	
M	250	04/11→06/12		05/11→		03.0137-9700.2 669700	
 <b>Seilzug, Feststellbremse</b>							
118 d 118 d 120 d 120 d 120 i 123 d 135 i 135 i	100 105 120 130 115 150 225 240	09/09→10/13 09/09→10/13 09/07→10/13 09/07→10/13 09/09→10/13 10/07→10/13 10/07→10/13 10/07→10/13	➡	⏴; Scheibenbremse	2	24.3727-0234.2 580234	L= 1.435
120 d	145	09/07→10/13	➡	⏴; 10/07→; Scheibenbremse	2	24.3727-0234.2 580234	L= 1.435
120 i	125	10/07→10/13	➡	⏴; 09/09→; Scheibenbremse	2	24.3727-0234.2 580234	L= 1.435
125 i	160	10/07→10/13	➡	⏴; 03/08→; Scheibenbremse	2	24.3727-0234.2 580234	L= 1.435
M	250	04/11→06/12	➡	⏴; 05/11→; Scheibenbremse	2	24.3727-0234.2 580234	L= 1.435
<b>BMW - 2 Cabriolet (F23) 03/14→</b>							
 <b>Bremsbackensatz, Feststellbremse</b>							
218 d 218 d 218 i ↓	100 110 100	07/15→ 07/15→ 03/15→				03.0137-0379.2 650379	Ø 161 x 20









	kW				!#		
<b>BMW - 2 Cabriolet (F23) 03/14→</b>							
 <b>Bremsbackensatz, Feststellbremse</b>							
220 i	135	09/15→				03.0137-0379.2 650379	Ø 161 x 20
225 d	165	07/15→					
228 i	180	11/14→					
230 i	185	09/15→					
M 235 i	240	11/14→					
M 235 i xDrive	240	07/15→					
M 240 i	250	09/15→					
M 240 i xDrive	250	09/15→					
220 d	120	03/14→		11/14→		03.0137-0379.2 650379	Ø 161 x 20
220 d	140	03/14→					
220 i	135	04/14→07/16					
<b>Zubehörsatz, Feststellbremsbacken</b>							
218 d	100	07/15→				03.0137-9265.2 669265	
218 d	110	07/15→					
218 i	100	03/15→					
220 i	135	09/15→					
225 d	165	07/15→					
228 i	180	11/14→					
230 i	185	09/15→					
M 235 i	240	11/14→					
M 235 i xDrive	240	07/15→					
M 240 i	250	09/15→					
M 240 i xDrive	250	09/15→					
220 d	120	03/14→		11/14→		03.0137-9265.2 669265	
220 d	140	03/14→					
220 i	135	04/14→07/16					
<b>Reparaturatz, Automatische Nachstellung</b>							
218 d	100	07/15→				03.0137-9701.2 669701	
218 d	110	07/15→				03.0137-9702.2 669702	
218 i	100	03/15→					
220 i	135	09/15→					
225 d	165	07/15→					
228 i	180	11/14→					
230 i	185	09/15→					
M 235 i	240	11/14→					
M 235 i xDrive	240	07/15→					
M 240 i	250	09/15→					
M 240 i xDrive	250	09/15→					
220 d	120	03/14→		11/14→		03.0137-9701.2 669701	
220 d	140	03/14→				03.0137-9702.2 669702	
220 i	135	04/14→07/16					
 <b>Seilzug, Feststellbremse</b>							
218 d	100	07/15→	➡	⚠; nicht für heiße Klimazonen	2	24.3727-0248.2 580248	L= 1.463
218 d	110	07/15→					
218 i	100	03/15→					
220 d	120	03/14→	➡	⚠; 11/14→; für Fahrzeuge ohne Anhängervorrichtung	2	24.3727-0248.2 580248	L= 1.463
220 d	140	03/14→					
225 d	165	07/15→	➡	⚠; für Fahrzeuge ohne Anhängervorrichtung	2	24.3727-0248.2 580248	L= 1.463
<b>BMW - 2 Coupe (F22, F87) 10/12→</b>							
 <b>Bremsbackensatz, Feststellbremse</b>							
218 d	100	07/15→				03.0137-0379.2 650379	Ø 161 x 20
218 d	105	01/14→					
218 d	110	07/15→					
218 i	100	03/15→					
220 d	120	11/14→					
220 d xDrive	120	03/15→					
220 i	135	10/13→					
220 i	135	09/15→					
225 d	160	01/14→					
225 d	165	07/15→					
228 i	180	07/14→					
230 i	185	09/15→					
M 235 i	240	10/13→					
M 235 i xDrive	240	07/14→					
M 240 i	250	09/15→					
M 240 i xDrive	250	09/15→					
220 d	135	10/12→11/14		10/13→		03.0137-0379.2 650379	Ø 161 x 20
220 d	147	10/12→11/14					
220 d	140	03/14→		11/14→		03.0137-0379.2 650379	Ø 161 x 20
220 d xDrive	140	06/14→		03/15→		03.0137-0379.2 650379	Ø 161 x 20
M2	272	11/15→06/18				03.0137-0305.2 650305	Ø 185 x 20
M2 Competition	302	06/18→					

	kW				!#			
<b>BMW - 2 Coupe (F22, F87) 10/12→</b>								
<b>Zubehörsatz, Feststellbremsbacken</b>								
218 d	100	07/15→				03.0137-9265.2	669265	
218 d	105	01/14→						
218 d	110	07/15→						
218 i	100	03/15→						
220 d	120	11/14→						
220 d xDrive	120	03/15→						
220 i	135	10/13→						
220 i	135	09/15→						
225 d	160	01/14→						
225 d	165	07/15→						
228 i	180	07/14→						
230 i	185	09/15→						
M 235 i	240	10/13→						
M 235 i xDrive	240	07/14→						
M 240 i	250	09/15→						
M 240 i xDrive	250	09/15→						
220 d	135	10/12→11/14		10/13→		03.0137-9265.2	669265	
220 d	147	10/12→11/14						
220 d	140	03/14→		11/14→		03.0137-9265.2	669265	
220 d xDrive	140	06/14→		03/15→		03.0137-9265.2	669265	
M2	272	11/15→06/18				03.0137-9062.2	669062	
M2 Competition	302	06/18→						
<b>Reparaturatz, Automatische Nachstellung</b>								
218 d	100	07/15→				03.0137-9701.2	669701	
218 d	105	01/14→				03.0137-9702.2	669702	
218 d	110	07/15→						
218 i	100	03/15→						
220 d	120	11/14→						
220 d xDrive	120	03/15→						
220 i	135	10/13→						
220 i	135	09/15→						
225 d	160	01/14→						
225 d	165	07/15→						
228 i	180	07/14→						
230 i	185	09/15→						
M 235 i	240	10/13→						
M 235 i xDrive	240	07/14→						
M 240 i	250	09/15→						
M 240 i xDrive	250	09/15→						
220 d	135	10/12→11/14		10/13→		03.0137-9701.2	669701	
220 d	147	10/12→11/14				03.0137-9702.2	669702	
220 d	140	03/14→		11/14→		03.0137-9701.2	669701	
						03.0137-9702.2	669702	
220 d xDrive	140	06/14→		03/15→		03.0137-9701.2	669701	
						03.0137-9702.2	669702	
M2	272	11/15→06/18				03.0137-9700.2	669700	
M2 Competition	302	06/18→				03.0137-9702.2	669702	
<b>Seilzug, Feststellbremse</b>								
218 d	100	07/15→	➡	⚠; nicht für heiße Klimazonen; Scheibenbremse	2	24.3727-0248.2	580248	L= 1.463
218 d	105	01/14→						
218 d	110	07/15→						
218 i	100	03/15→						
M 240 i	250	09/15→						
M 240 i xDrive	250	09/15→						
220 d	120	11/14→	➡	⚠; - AHK; Scheibenbremse	2	24.3727-0248.2	580248	L= 1.463
220 d xDrive	120	03/15→						
225 d	160	01/14→						
225 d	165	07/15→						
220 d	135	10/12→11/14	➡	⚠; 10/13→; - AHK; Scheibenbremse	2	24.3727-0248.2	580248	L= 1.463
220 d	147	10/12→11/14						
220 d	140	03/14→	➡	⚠; 11/14→; - AHK; Scheibenbremse	2	24.3727-0248.2	580248	L= 1.463
220 d xDrive	140	06/14→	➡	⚠; 03/15→; - AHK; Scheibenbremse	2	24.3727-0248.2	580248	L= 1.463
<b>BMW - 3 (E36) 09/90→12/98</b>								
<b>Radbremszylinder</b>								
316 i	75	07/93→02/98	➡			24.3223-1601.3	020293	Ø 23,81 GG
318 i	85	10/93→02/98						
318 tds	66	01/95→02/98						
<b>Zubehörsatz, Bremsbacken</b>								
316 i	75	07/93→02/98	➡			03.0137-9147.2	669147	
318 i	85	10/93→02/98						
318 tds	66	01/95→02/98						
↓								







	kW				!#			
<b>BMW - 3 (E36) 09/90→12/98</b>								
 <b>Bremstrommel</b>								
316 i	75	07/93→02/98	➔			24.0222-8013.1	480030	Ø 229,0 x 47 / 229,5
318 i	85	10/93→02/98						
318 tds	66	01/95→02/98						
 <b>Bremsbackensatz</b>								
316 i	75	07/93→02/98	➔			03.0137-0247.2	650247	Ø 229 x 42 + HEB
318 i	85	10/93→02/98				03.0420-1223.3	681223	TRW Ø 229 x 42 Ø 23,81 + RZ / + Zub Kit
318 tds	66	01/95→02/98				03.0520-1223.3	691223	Ø 229 x 42 Ø 23,81 + RZ / + Zub TopKit
 <b>Bremsbackensatz, Feststellbremse</b>								
316 i	75	07/93→02/98				03.0137-0248.2	650248	Ø 161 x 25
318 i	85	10/93→02/98						
318 is	103	03/93→02/98						
318 is	103	09/95→02/98						
318 tds	66	01/95→02/98						
320 i	110	09/90→02/98						
323 i 2.5	125	03/95→02/98						
325 td	85	09/91→02/98						
325 tds	105	05/93→02/98						
328 i	142	08/94→12/98						
M3 3.2	236	09/95→02/98				03.0137-0150.2	650150	Ø 180 x 25
<b>Zubehörsatz, Feststellbremsbacken</b>								
316 i	75	07/93→02/98				03.0137-9148.2	669148	
318 i	85	10/93→02/98						
318 is	103	03/93→02/98						
318 is	103	09/95→02/98						
318 tds	66	01/95→02/98						
320 i	110	09/90→02/98						
323 i 2.5	125	03/95→02/98						
325 td	85	09/91→02/98						
325 tds	105	05/93→02/98						
328 i	142	08/94→12/98						
M3 3.2	236	09/95→02/98						
 <b>Seilzug, Feststellbremse</b>								
316 i	75	07/93→02/98	➔	↓; + ABS; Scheibenbremse	2	24.3727-0214.2	580214	L= 1.631
318 i	85	10/93→02/98	➔					
318 tds	66	01/95→02/98	➔	↓; Trommelbremse	2	24.3727-0218.2	580218	L= 1.764
318 is	103	03/93→02/98	➔	↓; Scheibenbremse	2	24.3727-0214.2	580214	L= 1.631
318 is	103	09/95→02/98						
320 i	110	09/90→02/98						
323 i 2.5	125	03/95→02/98						
325 td	85	09/91→02/98						
325 tds	105	05/93→02/98						
328 i	142	08/94→12/98						
M3 3.2	236	09/95→02/98						
<b>BMW - 3 (E46) 02/98→04/05</b>								
 <b>Bremsbackensatz, Feststellbremse</b>								
316 i	77	04/00→02/05				03.0137-0379.2	650379	Ø 161 x 20
316 i	85	06/02→02/05						
316 i	85	02/02→02/05						
316 i	77	09/98→02/05						
318 d	85	09/01→03/03						
318 d	85	03/03→02/05						
318 i	87	02/98→09/01						
318 i	100	09/01→02/05						
318 i	105	09/01→02/05						
320 d	95	02/98→08/01						
320 d	100	04/98→09/01						
320 d	110	09/01→02/05						
320 i	110	03/98→09/00						
320 i	120	09/00→02/05						
320 i	125	09/00→02/05						
323 i	120	03/98→09/00						
323 i	125	03/98→09/00						
325 i	141	09/00→02/05						
328 i	142	02/98→06/00						
325 xi	141	09/00→02/05				03.0137-0305.2	650305	Ø 185 x 20
330 d	135	10/99→02/05						
330 d	150	03/03→02/05						
330 i	170	06/00→02/05						
330 xi	170	06/00→02/05						
330 i	168	01/01→04/05		→ 02/05		03.0137-0305.2	650305	Ø 185 x 20
330 xd	135	01/00→02/03		06/00→		03.0137-0305.2	650305	Ø 185 x 20
↓								








	kW				#		
<b>BMW - 3 (E46) 02/98→04/05</b>							
<b> Bremsbackensatz, Feststellbremse</b>							
330 xd	150	09/02→12/04		03/03→		03.0137-0305.2 650305	Ø 185 x 20
<b>Zubehörsatz, Feststellbremsbacken</b>							
316 i	77	04/00→02/05				03.0137-9265.2 669265	
316 i	85	06/02→02/05					
316 i	85	02/02→02/05					
316 i	77	09/98→02/05					
318 d	85	09/01→03/03					
318 d	85	03/03→02/05					
318 i	87	02/98→09/01					
318 i	100	09/01→02/05					
318 i	105	09/01→02/05					
320 d	95	02/98→08/01					
320 d	100	04/98→09/01					
320 d	110	09/01→02/05					
320 i	110	03/98→09/00					
320 i	120	09/00→02/05					
320 i	125	09/00→02/05					
323 i	120	03/98→09/00					
323 i	125	03/98→09/00					
325 i	141	09/00→02/05					
328 i	142	02/98→06/00					
325 xi	141	09/00→02/05				03.0137-9062.2 669062	
330 d	135	10/99→02/05					
330 d	150	03/03→02/05					
330 i	170	06/00→02/05					
330 xi	170	06/00→02/05					
330 i	168	01/01→04/05		→ 02/05		03.0137-9062.2 669062	
330 xd	135	01/00→02/03		06/00→		03.0137-9062.2 669062	
330 xd	150	09/02→12/04		03/03→		03.0137-9062.2 669062	
<b>Reparaturatz, Automatische Nachstellung</b>							
316 i	77	04/00→02/05				03.0137-9701.2 669701	
316 i	85	06/02→02/05				03.0137-9702.2 669702	
316 i	85	02/02→02/05					
316 i	77	09/98→02/05					
318 d	85	09/01→03/03					
318 d	85	03/03→02/05					
318 i	87	02/98→09/01					
318 i	100	09/01→02/05					
318 i	105	09/01→02/05					
320 d	95	02/98→08/01					
320 d	100	04/98→09/01					
320 d	110	09/01→02/05					
320 i	110	03/98→09/00					
320 i	120	09/00→02/05					
320 i	125	09/00→02/05					
323 i	120	03/98→09/00					
323 i	125	03/98→09/00					
325 i	141	09/00→02/05					
328 i	142	02/98→06/00					
325 xi	141	09/00→02/05				03.0137-9700.2 669700	
330 d	135	10/99→02/05				03.0137-9702.2 669702	
330 d	150	03/03→02/05					
330 i	170	06/00→02/05					
330 xi	170	06/00→02/05					
330 i	168	01/01→04/05		→ 02/05		03.0137-9700.2 669700	
						03.0137-9702.2 669702	
330 xd	135	01/00→02/03		06/00→		03.0137-9700.2 669700	
						03.0137-9702.2 669702	
330 xd	150	09/02→12/04		03/03→		03.0137-9700.2 669700	
						03.0137-9702.2 669702	
<b> Seilzug, Feststellbremse</b>							
316 i	77	04/00→02/05	➡	<input type="checkbox"/>		24.3727-0223.2 580223	L= 1.708
316 i	85	06/02→02/05	➡	<input type="checkbox"/>		24.3727-0224.2 580224	L= 1.693
316 i	85	02/02→02/05	➡	<input type="checkbox"/> ; Scheibenbremse			
316 i	77	09/98→02/05					
318 d	85	09/01→03/03					
318 d	85	03/03→02/05					
318 i	87	02/98→09/01					
318 i	100	09/01→02/05					
318 i	105	09/01→02/05					
320 d	95	02/98→08/01					
320 d	100	04/98→09/01					
320 d	110	09/01→02/05					
320 i	110	03/98→09/00					
320 i	120	09/00→02/05					
↓							

















	kW				#							
<b>BMW - 3 (E46) 02/98→04/05</b>												
 <b>Seilzug, Feststellbremse</b>												
320 i	125	09/00→02/05	➡	<input type="checkbox"/>		24.3727-0223.2 580223	L= 1.708					
323 i	120	03/98→09/00	➡	<input type="checkbox"/> ; Scheibenbremse		24.3727-0224.2 580224	L= 1.693					
323 i	125	03/98→09/00										
325 i	141	09/00→02/05										
325 xi	141	09/00→02/05										
328 i	142	02/98→06/00										
330 d	135	10/99→02/05										
330 d	150	03/03→02/05										
330 i	170	06/00→02/05										
330 xi	170	06/00→02/05										
330 i	168	01/01→04/05	➡	<input type="checkbox"/> ; → 02/05		24.3727-0223.2 580223	L= 1.708					
			➡	<input type="checkbox"/> ; → 02/05; Scheibenbremse		24.3727-0224.2 580224	L= 1.693					
330 xd	135	01/00→02/03	➡	<input type="checkbox"/> ; 06/00→		24.3727-0223.2 580223	L= 1.708					
			➡	<input type="checkbox"/> ; 06/00→; Scheibenbremse		24.3727-0224.2 580224	L= 1.693					
330 xd	150	09/02→12/04	➡	<input type="checkbox"/> ; 03/03→		24.3727-0223.2 580223	L= 1.708					
			➡	<input type="checkbox"/> ; 03/03→; Scheibenbremse		24.3727-0224.2 580224	L= 1.693					
<b>BMW - 3 (E90) 02/04→12/11</b>												
 <b>Bremsbackensatz, Feststellbremse</b>												
316 d	85	07/09→12/11	➡			03.0137-0379.2 650379	Ø 161 x 20					
316 i	90	09/07→10/11	➡			03.0137-0379.2 650379	Ø 161 x 20					
318 d	105	02/07→10/11										
318 i	100	03/07→10/11										
320 d	120	12/04→12/11										
320 i	120	03/07→12/11										
320 i	125	03/07→12/11										
316 i	85	09/05→10/11						➡	→ 08/07		03.0137-0379.2 650379	Ø 161 x 20
320 i	115	02/07→12/11										
318 d	90	03/05→08/07	➡	09/05→		03.0137-0379.2 650379	Ø 161 x 20					
318 i	95	03/05→08/07										
318 d	100	02/07→03/10	➡	09/07→		03.0137-0379.2 650379	Ø 161 x 20					
318 i	105	02/07→10/11										
320 d	110	12/04→09/07	➡	für Behördenfahrzeuge		03.0137-0305.2 650305	Ø 185 x 20					
320 d	130	09/07→03/10	➡	nicht für Behördenfahrzeuge		03.0137-0379.2 650379	Ø 161 x 20					
320 d	135	03/10→12/11										
320 d xDrive	120	09/08→10/11	➡			03.0137-0305.2 650305	Ø 185 x 20					
320 d xDrive	130	09/08→02/10										
320 d xDrive	135	03/10→10/11										
320 si	127	09/05→08/06										
325 d	145	09/06→02/10										
325 d	150	03/10→10/11										
325 i xDrive	160	06/08→10/11										
325 xi	160	03/05→10/11										
325 xi	160	03/07→06/08										
330 d	155	09/05→12/11										
330 d	170	09/05→09/08										
330 d	180	09/08→12/11										
330 d xDrive	180	09/08→10/11										
330 i	190	12/04→08/07										
330 i	200	09/07→10/11										
330 i	200	09/07→12/11										
330 i xDrive	200	09/08→10/11										
330 xd	170	09/05→08/08										
330 xi	190	09/05→08/07										
330 xi	200	09/07→08/08										
335 d	210	09/06→12/11										
335 i xDrive	225	05/08→10/11										
335 i xDrive	240	05/08→10/11										
335 xi	225	09/06→06/08										
335 xi	240	09/06→06/08										
M3 CRT	331	03/11→12/11										
320 i	110	06/04→09/07	➡	12/04→ 08/07		03.0137-0379.2 650379	Ø 161 x 20					
323 i	130	09/05→02/07	➡	für erhöhte Nutzlast		03.0137-0305.2 650305	Ø 185 x 20					
323 i	140	03/07→12/11	➡	nicht für erhöhte Nutzlast		03.0137-0379.2 650379	Ø 161 x 20					
325 i	155	01/06→12/11										
325 i	160	01/05→10/11										
325 i	155	03/07→12/11										
325 i	160	03/07→12/11										
328 i	172	03/07→12/11										
335 i	220	03/06→12/11			➡			09/06→		03.0137-0305.2 650305	Ø 185 x 20	
335 i	224	03/06→12/11										
335 i	225	03/06→12/11										
335 i	240	03/06→12/11										
335 xi	224	09/06→06/08	➡	03/07→		03.0137-0305.2 650305	Ø 185 x 20					
M3	309	03/07→12/11	➡	12/07→		03.0137-0305.2 650305	Ø 185 x 20					
↓												












	kW				!#		
<b>BMW - 3 (E90) 02/04→12/11</b>							
<b>Zubehörsatz, Feststellbremsbacken</b>							
316 d	85	07/09→12/11	➔			03.0137-9265.2	669265
316 i	90	09/07→10/11					
318 d	105	02/07→10/11					
320 d	120	12/04→12/11					
320 i	120	03/07→12/11					
320 i	125	03/07→12/11					
316 i	85	09/05→10/11	➔	→ 08/07		03.0137-9265.2	669265
320 i	115	02/07→12/11					
318 d	90	03/05→08/07	➔	09/05→		03.0137-9265.2	669265
318 i	95	03/05→08/07					
318 d	100	02/07→03/10	➔	09/07→		03.0137-9265.2	669265
318 i	100	03/07→10/11					
318 i	105	02/07→10/11					
320 d	110	12/04→09/07	➔	für Behördenfahrzeuge		03.0137-9062.2	669062
320 d	130	09/07→03/10					
320 d	135	03/10→12/11	➔	nicht für Behördenfahrzeuge		03.0137-9265.2	669265
320 d xDrive	120	09/08→10/11	➔			03.0137-9062.2	669062
320 d xDrive	130	09/08→02/10					
320 d xDrive	135	03/10→10/11					
320 si	127	09/05→08/06					
325 d	145	09/06→02/10					
325 d	150	03/10→10/11					
325 i xDrive	160	06/08→10/11					
325 xi	160	03/05→10/11					
325 xi	160	03/07→06/08					
330 d	155	09/05→12/11					
330 d	170	09/05→09/08					
330 d	180	09/08→12/11					
330 d xDrive	180	09/08→10/11					
330 i	190	12/04→08/07					
330 i	200	09/07→10/11					
330 i	200	09/07→12/11					
330 i xDrive	200	09/08→10/11					
330 xd	170	09/05→08/08					
330 xi	190	09/05→08/07					
330 xi	200	09/07→08/08					
335 d	210	09/06→12/11					
335 i xDrive	225	05/08→10/11					
335 i xDrive	240	05/08→10/11					
335 xi	224	09/06→06/08					
M3 CRT	331	03/11→12/11					
320 i	110	06/04→09/07	➔	12/04→ 08/07		03.0137-9265.2	669265
323 i	130	09/05→02/07	➔	für erhöhte Nutzlast		03.0137-9062.2	669062
323 i	140	03/07→12/11					
325 i	155	01/06→12/11	➔	nicht für erhöhte Nutzlast		03.0137-9265.2	669265
325 i	160	01/05→10/11					
325 i	155	03/07→12/11					
325 i	160	03/07→12/11					
328 i	172	03/07→12/11					
335 i	220	03/06→12/11	➔	09/06→		03.0137-9062.2	669062
335 i	224	03/06→12/11					
335 i	225	03/06→12/11					
335 i	240	03/06→12/11					
335 xi	225	09/06→06/08	➔	03/07→		03.0137-9062.2	669062
335 xi	240	09/06→06/08					
M3	309	03/07→12/11	➔	12/07→		03.0137-9062.2	669062
<b>Reparaturatz, Automatische Nachstellung</b>							
316 d	85	07/09→12/11				03.0137-9701.2	669701
316 i	90	09/07→10/11				03.0137-9702.2	669702
320 d	120	12/04→12/11					
316 i	85	09/05→10/11		→ 08/07		03.0137-9701.2	669701
320 i	115	02/07→12/11				03.0137-9702.2	669702
318 d	90	03/05→08/07		09/05→		03.0137-9701.2	669701
318 i	95	03/05→08/07				03.0137-9702.2	669702
318 d	100	02/07→03/10		09/07→		03.0137-9701.2	669701
318 d	105	02/07→10/11				03.0137-9702.2	669702
318 i	100	03/07→10/11					
318 i	105	02/07→10/11					
320 i	120	03/07→12/11					
320 i	125	03/07→12/11					
320 d	110	12/04→09/07		09/05→; für Behördenfahrzeuge		03.0137-9700.2	669700
				09/05→; nicht für Behördenfahrzeuge		03.0137-9701.2	669701
				09/05→		03.0137-9702.2	669702
320 d	130	09/07→03/10		für Behördenfahrzeuge		03.0137-9700.2	669700
320 d	135	03/10→12/11		nicht für Behördenfahrzeuge		03.0137-9701.2	669701
						03.0137-9702.2	669702
↓							










	kW				!#		
<b>BMW - 3 (E90) 02/04→12/11</b>							
<b>Reparatursatz, Automatische Nachstellung</b>							
320 d xDrive	120	09/08→10/11				03.0137-9700.2	669700
320 d xDrive	130	09/08→02/10				03.0137-9702.2	669702
320 d xDrive	135	03/10→10/11					
325 d	145	09/06→02/10					
325 d	150	03/10→10/11					
325 i xDrive	160	06/08→10/11					
325 xi	160	03/05→10/11					
325 xi	160	03/07→06/08					
330 d	155	09/05→12/11					
330 d	170	09/05→09/08					
330 d	180	09/08→12/11					
330 d xDrive	180	09/08→10/11					
330 i	190	12/04→08/07					
330 i	200	09/07→10/11					
330 i	200	09/07→12/11					
330 i xDrive	200	09/08→10/11					
330 xd	170	09/05→08/08					
330 xi	190	09/05→08/07					
330 xi	200	09/07→08/08					
335 d	210	09/06→12/11					
335 i xDrive	225	05/08→10/11					
335 i xDrive	240	05/08→10/11					
M3 CRT	331	03/11→12/11					
320 i	110	06/04→09/07		12/04→ 08/07		03.0137-9701.2	669701
						03.0137-9702.2	669702
320 si	127	09/05→08/06	➡	06/06→		03.0137-9700.2	669700
			➡			03.0137-9702.2	669702
323 i	130	09/05→02/07		für erhöhte Nutzlast		03.0137-9700.2	669700
323 i	140	03/07→12/11		nicht für erhöhte Nutzlast		03.0137-9701.2	669701
325 i	155	01/06→12/11					
325 i	160	01/05→10/11				03.0137-9702.2	669702
325 i	155	03/07→12/11					
325 i	160	03/07→12/11					
328 i	172	03/07→12/11					
335 i	220	03/06→12/11		09/06→		03.0137-9700.2	669700
335 i	224	03/06→12/11				03.0137-9702.2	669702
335 i	225	03/06→12/11					
335 i	240	03/06→12/11					
335 xi	224	09/06→06/08		03/07→		03.0137-9700.2	669700
335 xi	225	09/06→06/08				03.0137-9702.2	669702
335 xi	240	09/06→06/08					
M3	309	03/07→12/11		12/07→		03.0137-9700.2	669700
						03.0137-9702.2	669702
<b> Seilzug, Feststellbremse</b>							
316 d	85	07/09→12/11	➡	↓; Scheibenbremse	2	24.3727-0233.2	580233
316 i	90	09/07→10/11					L= 1.535
318 i	100	03/07→10/11					
320 d	110	12/04→09/07					
320 d	120	12/04→12/11					
320 d	130	09/07→03/10					
320 d	135	03/10→12/11					
320 d xDrive	120	09/08→10/11					
320 d xDrive	130	09/08→02/10					
320 d xDrive	135	03/10→10/11					
320 i	120	03/07→12/11					
320 si	127	09/05→08/06					
323 i	130	09/05→02/07					
323 i	140	03/07→12/11					
325 d	145	09/06→02/10					
325 d	150	03/10→10/11					
325 i	155	01/06→12/11					
325 i	160	01/05→10/11					
325 i	155	03/07→12/11					
325 i	160	03/07→12/11					
325 i xDrive	160	06/08→10/11					
325 xi	160	03/05→10/11					
325 xi	160	03/07→06/08					
328 i	172	03/07→12/11					
330 d	155	09/05→12/11					
330 d	170	09/05→09/08					
330 d	180	09/08→12/11					
330 d xDrive	180	09/08→10/11					
330 i	190	12/04→08/07					
330 i	200	09/07→10/11					
330 i	200	09/07→12/11					
330 i xDrive	200	09/08→10/11					
330 xd	170	09/05→08/08					
330 xi	190	09/05→08/07					
330 xi	200	09/07→08/08					
↓							








	kW				!#		
<b>BMW - 3 (E90) 02/04→12/11</b>							
 <b>Seilzug, Feststellbremse</b>							
335 d 335 i xDrive 335 i xDrive 335 xi M3 CRT	210 225 240 224 331	09/06→12/11 05/08→10/11 05/08→10/11 09/06→06/08 03/11→12/11	➡	⬇️; Scheibenbremse	2	24.3727-0233.2 580233	L= 1.535
316 i 320 i	85 115	09/05→10/11 02/07→12/11	➡	⬇️; → 08/07; Scheibenbremse	2	24.3727-0233.2 580233	L= 1.535
318 d 318 i	90 95	03/05→08/07 03/05→08/07	➡	⬇️; 09/05→; Scheibenbremse	2	24.3727-0233.2 580233	L= 1.535
318 d 318 d 318 i 320 i	100 105 105 125	02/07→03/10 02/07→10/11 02/07→10/11 03/07→12/11	➡	⬇️; 09/07→; Scheibenbremse	2	24.3727-0233.2 580233	L= 1.535
320 i	110	06/04→09/07	➡	⬇️; 12/04→ 08/07; Scheibenbremse	2	24.3727-0233.2 580233	L= 1.535
335 i 335 i 335 i 335 i	220 224 225 240	03/06→12/11 03/06→12/11 03/06→12/11 03/06→12/11	➡	⬇️; 09/06→; Scheibenbremse	2	24.3727-0233.2 580233	L= 1.535
335 xi 335 xi	225 240	09/06→06/08 09/06→06/08	➡	⬇️; 03/07→; Scheibenbremse	2	24.3727-0233.2 580233	L= 1.535
M3	309	03/07→12/11	➡	⬇️; 12/07→; Scheibenbremse	2	24.3727-0233.2 580233	L= 1.535
<b>BMW - 3 (F30, F80) 03/11→</b>							
 <b>Bremsbackensatz, Feststellbremse</b>							
316 d 318 d 318 d 320 d 320 d 320 d 320 i	85 100 105 120 135 147 135	05/11→ 05/11→ 05/11→06/15 04/11→ 03/11→03/16 03/11→03/16 04/11→		02/12→		03.0137-0379.2 650379	Ø 161 x 20
316 i 320 i	100 125	10/12→08/16 04/12→06/16		11/12→		03.0137-0379.2 650379	Ø 161 x 20
318 d 318 i 320 d	110 100 140	10/14→ 03/15→ 10/14→		07/15→		03.0137-0379.2 650379	Ø 161 x 20
318 d xDrive	105	11/12→05/15		05/13→		03.0137-0305.2 650305	Ø 185 x 20
318 d xDrive 320 d xDrive 330 i 330 i xDrive 340 i 340 i 340 i xDrive 340 i xDrive	110 140 185 185 240 265 240 265	11/14→ 10/14→ 09/14→ 10/14→ 10/14→ 10/14→ 10/14→ 10/14→		07/15→		03.0137-0305.2 650305	Ø 185 x 20
320 d xDrive 320 d xDrive 320 d xDrive 320 i xDrive 328 i xDrive 335 i 335 i 335 i xDrive 335 i xDrive	120 135 147 135 180 225 240 225 240	05/11→ 10/11→07/15 05/11→06/15 05/11→06/15 05/11→07/16 04/11→07/15 04/11→07/13 05/11→07/15 04/11→07/13		02/12→		03.0137-0305.2 650305	Ø 185 x 20
320 i	135	09/14→				03.0137-0379.2 650379	Ø 161 x 20
320 i xDrive 335 i 335 i xDrive M3 Competition M3 CS	135 250 250 331 338	09/14→ 07/13→ 07/13→ 03/16→ 01/18→				03.0137-0305.2 650305	Ø 185 x 20
325 d 325 d 325 d	155 160 165	07/12→02/16 07/12→02/16 04/15→		04/13→ 03/16→		03.0137-0379.2 650379	Ø 161 x 20
328 i	180	04/11→07/16		02/12→; Motorcode: N20 02/12→; Motorcode: N26		03.0137-0305.2 650305	Ø 185 x 20 Ø 161 x 20
330 d ActiveHybrid ActiveHybrid	190 225 250	01/12→ 11/11→05/15 11/11→05/15		07/12→		03.0137-0305.2 650305	Ø 185 x 20
330 d 330 d xDrive	210 210	01/12→ 01/12→		09/15→		03.0137-0305.2 650305	Ø 185 x 20
330 d xDrive	190	01/12→		03/13→		03.0137-0305.2 650305	Ø 185 x 20
330 e 330 e	135 185	02/15→ 02/15→		01/16→		03.0137-0305.2 650305	Ø 185 x 20
335 d xDrive	230	11/12→		07/13→		03.0137-0305.2 650305	Ø 185 x 20
M3 ↓	317	04/12→		01/14→		03.0137-0305.2 650305	Ø 185 x 20














	kW				#		
<b>BMW - 3 (F30, F80) 03/11→</b>							
<b>Zubehörsatz, Feststellbremsbacken</b>							
316 d	85	05/11→		02/12→		03.0137-9265.2	669265
318 d	100	05/11→					
318 d	105	05/11→06/15					
320 d	120	04/11→					
320 d	135	03/11→03/16					
320 d	147	03/11→03/16					
320 i	135	04/11→					
316 i	100	10/12→08/16		11/12→		03.0137-9265.2	669265
320 i	125	04/12→06/16					
318 d	110	10/14→		07/15→		03.0137-9265.2	669265
318 i	100	03/15→					
320 d	140	10/14→					
318 d xDrive	105	11/12→05/15		05/13→		03.0137-9062.2	669062
318 d xDrive	110	11/14→		07/15→		03.0137-9062.2	669062
320 d xDrive	140	10/14→					
330 i	185	09/14→					
330 i xDrive	185	10/14→					
340 i	240	10/14→					
340 i	265	10/14→					
340 i xDrive	240	10/14→					
340 i xDrive	265	10/14→					
320 d xDrive	120	05/11→		02/12→		03.0137-9062.2	669062
320 d xDrive	135	10/11→07/15					
320 d xDrive	147	05/11→06/15					
320 i xDrive	135	05/11→06/15					
328 i xDrive	180	05/11→07/16					
335 i	225	04/11→07/15					
335 i	240	04/11→07/13					
335 i xDrive	225	05/11→07/15					
335 i xDrive	240	04/11→07/13					
320 i	135	09/14→				03.0137-9265.2	669265
320 i xDrive	135	09/14→				03.0137-9062.2	669062
335 i	250	07/13→					
335 i xDrive	250	07/13→					
M3 Competition	331	03/16→					
M3 CS	338	01/18→					
325 d	155	07/12→02/16		04/13→		03.0137-9265.2	669265
325 d	160	07/12→02/16					
325 d	165	04/15→		03/16→		03.0137-9265.2	669265
328 i	180	04/11→07/16		02/12→; Motorcode: N20		03.0137-9062.2	669062
				02/12→; Motorcode: N26		03.0137-9062.2	669062
330 d	190	01/12→		07/12→		03.0137-9062.2	669062
ActiveHybrid	225	11/11→05/15					
ActiveHybrid	250	11/11→05/15					
330 d	210	01/12→		09/15→		03.0137-9062.2	669062
330 d xDrive	210	01/12→					
330 d xDrive	190	01/12→		03/13→		03.0137-9062.2	669062
330 e	135	02/15→		01/16→		03.0137-9062.2	669062
330 e	185	02/15→					
335 d xDrive	230	11/12→		07/13→		03.0137-9062.2	669062
M3	317	04/12→		01/14→		03.0137-9062.2	669062
<b>Reparaturatz, Automatische Nachstellung</b>							
316 d	85	05/11→		02/12→		03.0137-9701.2	669701
318 d	100	05/11→				03.0137-9702.2	669702
318 d	105	05/11→06/15					
320 d	120	04/11→					
320 d	135	03/11→03/16					
320 d	147	03/11→03/16					
320 i	135	04/11→					
316 i	100	10/12→08/16		11/12→		03.0137-9701.2	669701
320 i	125	04/12→06/16				03.0137-9702.2	669702
318 d	110	10/14→		07/15→		03.0137-9701.2	669701
318 i	100	03/15→				03.0137-9702.2	669702
320 d	140	10/14→					
318 d xDrive	105	11/12→05/15		05/13→		03.0137-9700.2	669700
						03.0137-9702.2	669702
318 d xDrive	110	11/14→		07/15→		03.0137-9700.2	669700
320 d xDrive	140	10/14→				03.0137-9702.2	669702
330 i	185	09/14→					
330 i xDrive	185	10/14→					
340 i	240	10/14→					
340 i	265	10/14→					
340 i xDrive	240	10/14→					
340 i xDrive	265	10/14→					
320 d xDrive	120	05/11→		02/12→		03.0137-9700.2	669700
320 d xDrive	135	10/11→07/15				03.0137-9702.2	669702
↓							















	kW				!#		
<b>BMW - 3 (F30, F80) 03/11→</b>							
<b>Reparaturatz, Automatische Nachstellung</b>							
320 d xDrive	147	05/11→06/15		02/12→		03.0137-9700.2 669700	
320 i xDrive	135	05/11→06/15				03.0137-9702.2 669702	
328 i xDrive	180	05/11→07/16					
335 i	225	04/11→07/15					
335 i	240	04/11→07/13					
335 i xDrive	225	05/11→07/15					
335 i xDrive	240	04/11→07/13					
320 i	135	09/14→				03.0137-9701.2 669701	
						03.0137-9702.2 669702	
320 i xDrive	135	09/14→				03.0137-9700.2 669700	
335 i	250	07/13→				03.0137-9702.2 669702	
335 i xDrive	250	07/13→					
M3 Competition	331	03/16→					
M3 CS	338	01/18→					
325 d	155	07/12→02/16		04/13→		03.0137-9701.2 669701	
325 d	160	07/12→02/16				03.0137-9702.2 669702	
325 d	165	04/15→		03/16→		03.0137-9701.2 669701	
						03.0137-9702.2 669702	
328 i	180	04/11→07/16		02/12→; Motorcode: N20		03.0137-9700.2 669700	
						03.0137-9702.2 669702	
				02/12→; Motorcode: N26		03.0137-9701.2 669701	
						03.0137-9702.2 669702	
330 d	190	01/12→		07/12→		03.0137-9700.2 669700	
ActiveHybrid	225	11/11→05/15				03.0137-9702.2 669702	
ActiveHybrid	250	11/11→05/15					
330 d	210	01/12→		09/15→		03.0137-9700.2 669700	
330 d xDrive	210	01/12→				03.0137-9702.2 669702	
330 d xDrive	190	01/12→		03/13→		03.0137-9700.2 669700	
						03.0137-9702.2 669702	
330 e	135	02/15→		01/16→		03.0137-9700.2 669700	
330 e	185	02/15→				03.0137-9702.2 669702	
335 d xDrive	230	11/12→		07/13→		03.0137-9700.2 669700	
						03.0137-9702.2 669702	
M3	317	04/12→		01/14→		03.0137-9700.2 669700	
						03.0137-9702.2 669702	
<b>BMW - 3 Cabriolet (E36) 03/93→04/99</b>							
 <b>Bremsbackensatz, Feststellbremse</b>							
318 i	85	01/94→04/99				03.0137-0248.2 650248	Ø 161 x 25
320 i	110	12/93→04/99					
323 i	125	06/95→04/99					
328 i	142	03/95→04/99					
M3 3.2	236	10/95→04/99				03.0137-0150.2 650150	Ø 180 x 25
<b>Zubehörsatz, Feststellbremsbacken</b>							
318 i	85	01/94→04/99				03.0137-9148.2 669148	
320 i	110	12/93→04/99					
323 i	125	06/95→04/99					
328 i	142	03/95→04/99					
M3 3.2	236	10/95→04/99				03.0137-9062.2 669062	
 <b>Seilzug, Feststellbremse</b>							
318 i	85	01/94→04/99	➡	⬇; Scheibenbremse	2	24.3727-0214.2 580214	L= 1.631
320 i	110	12/93→04/99					
323 i	125	06/95→04/99					
328 i	142	03/95→04/99					
M3 3.2	236	10/95→04/99					
<b>BMW - 3 Cabriolet (E46) 04/00→12/07</b>							
 <b>Bremsbackensatz, Feststellbremse</b>							
318 Ci	100	12/00→08/06		09/01→		03.0137-0379.2 650379	Ø 161 x 20
318 Ci	105	09/01→12/07		→ 09/06		03.0137-0379.2 650379	Ø 161 x 20
318 Ci	110	02/05→12/07					
320 Cd	110	02/05→12/07					
320 Ci	120	01/06→12/07					
320 Ci	125	09/00→12/07					
325 Ci	141	09/00→12/07					
323 Ci	120	04/00→09/00				03.0137-0379.2 650379	Ø 161 x 20
323 Ci	125	04/00→09/00					
330 Cd	150	08/05→12/07		→ 09/06		03.0137-0305.2 650305	Ø 185 x 20
330 Ci	170	06/00→12/07					
↓							










	kw				!#		
<b>BMW - 3 Cabriolet (E46) 04/00→12/07</b>							
 <b>Bremsbackensatz, Feststellbremse</b>							
M3 3.2	252	04/01→12/07		→ 09/06		03.0137-0419.2 650419	Ø 185 x 30
<b>Zubehörsatz, Feststellbremsbacken</b>							
318 Ci	100	12/00→08/06		09/01→		03.0137-9265.2 669265	
318 Ci	105	09/01→12/07		→ 09/06		03.0137-9265.2 669265	
318 Ci	110	02/05→12/07					
320 Cd	110	02/05→12/07					
320 Ci	120	01/06→12/07					
320 Ci	125	09/00→12/07					
325 Ci	141	09/00→12/07					
323 Ci	120	04/00→09/00				03.0137-9265.2 669265	
323 Ci	125	04/00→09/00					
330 Cd	150	08/05→12/07		→ 09/06		03.0137-9062.2 669062	
330 Ci	170	06/00→12/07					
M3 3.2	252	04/01→12/07		→ 09/06		03.0137-9288.2 669288	
<b>Reparaturatz, Automatische Nachstellung</b>							
318 Ci	100	12/00→08/06		09/01→		03.0137-9701.2 669701	
						03.0137-9702.2 669702	
318 Ci	105	09/01→12/07		→ 09/06		03.0137-9701.2 669701	
318 Ci	110	02/05→12/07				03.0137-9702.2 669702	
320 Cd	110	02/05→12/07					
320 Ci	120	01/06→12/07					
320 Ci	125	09/00→12/07					
325 Ci	141	09/00→12/07					
323 Ci	120	04/00→09/00				03.0137-9701.2 669701	
323 Ci	125	04/00→09/00				03.0137-9702.2 669702	
330 Cd	150	08/05→12/07		→ 09/06		03.0137-9700.2 669700	
330 Ci	170	06/00→12/07				03.0137-9702.2 669702	
 <b>Seilzug, Feststellbremse</b>							
318 Ci	100	12/00→08/06	➡	<input type="checkbox"/> ; 09/01→		24.3727-0223.2 580223	L= 1.708
			➡	<input type="checkbox"/> ; 09/01→		24.3727-0224.2 580224	L= 1.693
318 Ci	105	09/01→12/07	➡	<input type="checkbox"/> ; → 09/06		24.3727-0223.2 580223	L= 1.708
318 Ci	110	02/05→12/07	➡	<input type="checkbox"/> ; → 09/06		24.3727-0224.2 580224	L= 1.693
320 Cd	110	02/05→12/07	➡				
320 Ci	120	01/06→12/07					
320 Ci	125	09/00→12/07					
325 Ci	141	09/00→12/07					
330 Cd	150	08/05→12/07					
330 Ci	170	06/00→12/07					
M3 3.2	252	04/01→12/07					
323 Ci	120	04/00→09/00	➡	<input type="checkbox"/>		24.3727-0223.2 580223	L= 1.708
323 Ci	125	04/00→09/00	➡	<input type="checkbox"/>		24.3727-0224.2 580224	L= 1.693
<b>BMW - 3 Cabriolet (E93) 05/06→12/13</b>							
 <b>Bremsbackensatz, Feststellbremse</b>							
318 i	105	03/10→12/13		→ 11/13		03.0137-0379.2 650379	Ø 161 x 20
320 d	120	01/08→12/13	➡	→ 11/13		03.0137-0305.2 650305	Ø 185 x 20
330 d	170	03/07→12/13					
330 d	180	01/09→12/13					
330 i	190	03/07→12/13					
330 i	200	03/07→12/13					
320 d	130	09/07→02/10	➡	03/08→		03.0137-0305.2 650305	Ø 185 x 20
320 d	145	09/07→02/10					
M3	309	03/07→10/13					
320 d	135	03/10→10/13	➡			03.0137-0305.2 650305	Ø 185 x 20
320 d	147	03/10→10/13					
323 i	140	03/07→09/11					
325 i	150	03/10→09/13					
320 i	115	01/07→08/13		09/09→		03.0137-0379.2 650379	Ø 161 x 20
320 i	120	09/06→10/13				03.0137-0305.2 650305	Ø 185 x 20
320 i	125	09/06→10/13	➡	03/07→ 08/09			
325 d	145	03/07→12/10	➡	09/07→		03.0137-0305.2 650305	Ø 185 x 20
325 d	155	03/07→12/10					
325 d	150	09/09→09/13	➡	03/10→		03.0137-0305.2 650305	Ø 185 x 20
325 i	155	10/06→12/13	➡	03/07→ 11/13		03.0137-0305.2 650305	Ø 185 x 20
325 i	160	03/07→12/13	➡			03.0137-0305.2 650305	Ø 185 x 20
			➡	→ 11/13		03.0137-0305.2 650305	Ø 185 x 20
335 i	225	05/06→10/13	➡	03/07→		03.0137-0305.2 650305	Ø 185 x 20
335 i	240	05/06→10/13					
↓							









	kW					#		
<b>BMW - 3 Cabriolet (E93) 05/06→12/13</b>								
<b>Zubehörsatz, Feststellbremsbacken</b>								
318 i	105	03/10→12/13			→ 11/13		03.0137-9265.2 669265	
320 d	120	01/08→12/13	➡		→ 11/13		03.0137-9062.2 669062	
330 d	170	03/07→12/13						
330 d	180	01/09→12/13						
330 i	190	03/07→12/13						
330 i	200	03/07→12/13						
320 d	130	09/07→02/10	➡		03/08→		03.0137-9062.2 669062	
320 d	145	09/07→02/10						
M3	309	03/07→10/13						
320 d	135	03/10→10/13	➡				03.0137-9062.2 669062	
320 d	147	03/10→10/13						
323 i	140	03/07→09/11						
325 i	150	03/10→09/13						
320 i	115	01/07→08/13			09/09→		03.0137-9265.2 669265	
320 i	120	09/06→10/13						
320 i	125	09/06→10/13	➡		03/07→ 08/09		03.0137-9062.2 669062	
325 d	145	03/07→12/10	➡		09/07→		03.0137-9062.2 669062	
325 d	155	03/07→12/10						
325 d	150	09/09→09/13	➡		03/10→		03.0137-9062.2 669062	
325 i	160	03/07→12/13	➡				03.0137-9062.2 669062	
			➡		→ 11/13		03.0137-9062.2 669062	
325 i	155	10/06→12/13	➡		03/07→ 11/13		03.0137-9062.2 669062	
335 i	225	05/06→10/13	➡		03/07→		03.0137-9062.2 669062	
335 i	240	05/06→10/13						
<b>Reparaturatz, Automatische Nachstellung</b>								
318 i	105	03/10→12/13			→ 11/13		03.0137-9701.2 669701 03.0137-9702.2 669702	
320 d	120	01/08→12/13			→ 11/13		03.0137-9700.2 669700	
330 d	170	03/07→12/13					03.0137-9702.2 669702	
330 d	180	01/09→12/13						
330 i	190	03/07→12/13						
330 i	200	03/07→12/13						
320 d	130	09/07→02/10			03/08→		03.0137-9700.2 669700	
320 d	145	09/07→02/10					03.0137-9702.2 669702	
M3	309	03/07→10/13						
320 d	135	03/10→10/13					03.0137-9700.2 669700	
320 d	147	03/10→10/13					03.0137-9702.2 669702	
323 i	140	03/07→09/11						
325 i	150	03/10→09/13						
320 i	115	01/07→08/13			03/07→ 08/09		03.0137-9700.2 669700	
320 i	120	09/06→10/13					03.0137-9702.2 669702	
320 i	125	09/06→10/13			09/09→		03.0137-9701.2 669701 03.0137-9702.2 669702	
325 d	145	03/07→12/10			09/07→		03.0137-9700.2 669700	
325 d	155	03/07→12/10					03.0137-9702.2 669702	
325 d	150	09/09→09/13			03/10→		03.0137-9700.2 669700 03.0137-9702.2 669702	
325 i	160	03/07→12/13			→ 11/13		03.0137-9700.2 669700 03.0137-9702.2 669702	
							03.0137-9700.2 669700 03.0137-9702.2 669702	
325 i	155	10/06→12/13			03/07→ 11/13		03.0137-9700.2 669700 03.0137-9702.2 669702	
335 i	225	05/06→10/13			03/07→		03.0137-9700.2 669700	
335 i	240	05/06→10/13					03.0137-9702.2 669702	
<b>Seilzug, Feststellbremse</b>								
318 i	105	03/10→12/13	➡		⚠; → 11/13; Scheibenbremse	2	24.3727-0233.2 580233	L= 1.535
320 d	120	01/08→12/13						
330 d	170	03/07→12/13						
330 d	180	01/09→12/13						
330 i	190	03/07→12/13						
330 i	200	03/07→12/13						
320 d	130	09/07→02/10	➡		⚠; 03/08→; Scheibenbremse	2	24.3727-0233.2 580233	L= 1.535
320 d	145	09/07→02/10						
M3	309	03/07→10/13						
320 d	135	03/10→10/13	➡		⚠; Scheibenbremse	2	24.3727-0233.2 580233	L= 1.535
320 d	147	03/10→10/13						
323 i	140	03/07→09/11						
325 i	150	03/10→09/13						
320 i	115	01/07→08/13	➡		⚠; 03/07→; Scheibenbremse	2	24.3727-0233.2 580233	L= 1.535
↓								








	kw				!#		
<b>BMW - 3 Cabriolet (E93) 05/06→12/13</b>							
 <b>Seilzug, Feststellbremse</b>							
320 i	120	09/06→10/13	➔	⬇; 03/07→; Scheibenbremse	2	24.3727-0233.2 580233	L= 1.535
320 i	125	09/06→10/13					
335 i	225	05/06→10/13					
335 i	240	05/06→10/13					
325 d	145	03/07→12/10	➔	⬇; 09/07→; Scheibenbremse	2	24.3727-0233.2 580233	L= 1.535
325 d	155	03/07→12/10					
325 d	150	09/09→09/13	➔	⬇; 03/10→; Scheibenbremse	2	24.3727-0233.2 580233	L= 1.535
325 i	160	03/07→12/13	➔	⬇; → 11/13; Scheibenbremse	2	24.3727-0233.2 580233	L= 1.535
			➔	⬇; Scheibenbremse	2	24.3727-0233.2 580233	L= 1.535
325 i	155	10/06→12/13	➔	⬇; 03/07→ 11/13; Scheibenbremse	2	24.3727-0233.2 580233	L= 1.535
<b>BMW - 3 Compact (E36) 03/94→05/01</b>							
 <b>Radbremszylinder</b>							
316 g	75	03/94→08/00	➔			24.3222-1616.3 020322	Ø 22,2 GG
316 i	75	03/94→08/00					
318 tds	66	03/94→05/01					
<b>Zubehörsatz, Bremsbacken</b>							
316 g	75	03/94→08/00	➔			03.0137-9147.2 669147	
316 i	75	03/94→08/00					
318 tds	66	03/94→05/01					
 <b>Bremstrommel</b>							
316 g	75	03/94→08/00	➔			24.0222-8013.1 480030	Ø 229,0 x 47 / 229,5
316 i	75	03/94→08/00					
318 tds	66	03/94→05/01					
 <b>Bremsbackensatz</b>							
316 g	75	03/94→08/00	➔			03.0137-0247.2 650247	Ø 229 x 42 + HEB
316 i	75	03/94→08/00				03.0420-5322.3 685322	Ø 229 x 42 Ø 22,2 + RZ / + Zub Kit
318 tds	66	03/94→05/01				03.0520-5322.3 695322	Ø 229 x 42 Ø 22,2 + RZ / + Zub TopKit
 <b>Bremsbackensatz, Feststellbremse</b>							
316 g	75	03/94→08/00				03.0137-0248.2 650248	Ø 161 x 25
316 i	75	03/94→08/00					
316 i	77	12/98→08/00					
318 tds	66	03/94→05/01					
318 ti	103	07/95→08/00					
323 ti	120	01/99→08/00					
323 ti	125	08/97→08/00					
<b>Zubehörsatz, Feststellbremsbacken</b>							
316 g	75	03/94→08/00				03.0137-9148.2 669148	
316 i	75	03/94→08/00					
316 i	77	12/98→08/00					
318 tds	66	03/94→05/01					
318 ti	103	07/95→08/00					
323 ti	120	01/99→08/00					
323 ti	125	08/97→08/00					
 <b>Seilzug, Feststellbremse</b>							
316 g	75	03/94→08/00	➔	⬇; Trommelbremse	2	24.3727-0222.2 580222	L= 1.740
316 i	75	03/94→08/00					
316 i	77	12/98→08/00	➔	⬇; Scheibenbremse	2	24.3727-0227.2 580227	L= 1.683
318 tds	66	03/94→05/01					
318 ti	103	07/95→08/00					
323 ti	120	01/99→08/00					
323 ti	125	08/97→08/00					
<b>BMW - 3 Compact (E46) 03/01→02/05</b>							
 <b>Bremsbackensatz, Feststellbremse</b>							
316 ti	77	06/02→02/05				03.0137-0379.2 650379	Ø 161 x 20
316 ti	85	06/02→02/05					
316 ti	85	06/01→02/05					
318 td	85	03/03→02/05					
320 td	110	09/01→02/05					
325 ti	141	06/01→02/05					
318 ti	100	03/01→12/04		09/01→		03.0137-0379.2 650379	Ø 161 x 20
318 ti	105	03/01→12/04					
<b>Zubehörsatz, Feststellbremsbacken</b>							
316 ti	77	06/02→02/05				03.0137-9265.2 669265	








	kW				!#			
<b>BMW - 3 Compact (E46) 03/01→02/05</b>								
<b>Zubehörsatz, Feststellbremsbacken</b>								
316 ti	85	06/02→02/05				03.0137-9265.2	669265	
316 ti	85	06/01→02/05						
318 td	85	03/03→02/05						
320 td	110	09/01→02/05						
325 ti	141	06/01→02/05						
318 ti	100	03/01→12/04		09/01→		03.0137-9265.2	669265	
318 ti	105	03/01→12/04						
<b>Reparaturatz, Automatische Nachstellung</b>								
316 ti	77	06/02→02/05				03.0137-9701.2	669701	
316 ti	85	06/02→02/05						
316 ti	85	06/01→02/05				03.0137-9702.2	669702	
318 td	85	03/03→02/05						
320 td	110	09/01→02/05						
325 ti	141	06/01→02/05						
318 ti	100	03/01→12/04		09/01→		03.0137-9701.2	669701	
318 ti	105	03/01→12/04				03.0137-9702.2	669702	
<b> Seilzug, Feststellbremse</b>								
316 ti	77	06/02→02/05	➡	<input type="checkbox"/>		24.3727-0223.2	580223	L= 1.708
316 ti	85	06/02→02/05	➡	<input type="checkbox"/>				
316 ti	85	06/01→02/05	➡	<input type="checkbox"/>		24.3727-0224.2	580224	L= 1.693
318 td	85	03/03→02/05						
320 td	110	09/01→02/05						
325 ti	141	06/01→02/05						
318 ti	100	03/01→12/04	➡	<input type="checkbox"/> ; 09/01→		24.3727-0223.2	580223	L= 1.708
318 ti	105	03/01→12/04	➡	<input type="checkbox"/> ; 09/01→		24.3727-0224.2	580224	L= 1.693
<b>BMW - 3 Coupe (E36) 09/91→04/99</b>								
<b> Radbremszylinder</b>								
316 i	75	09/93→04/99	➡			24.3223-1601.3	020293	Ø 23,81 GG
<b>Zubehörsatz, Bremsbacken</b>								
316 i	75	09/93→04/99	➡			03.0137-9147.2	669147	
<b> Bremstrommel</b>								
316 i	75	09/93→04/99	➡			24.0222-8013.1	480030	Ø 229,0 x 47 / 229,5
<b> Bremsbackensatz</b>								
316 i	75	09/93→04/99	➡			03.0137-0247.2	650247	Ø 229 x 42 + HEB
						03.0420-1223.3	681223	TRW Ø 229 x 42 Ø 23,81 + RZ / + Zub Kit
						03.0520-1223.3	691223	Ø 229 x 42 Ø 23,81 + RZ / + Zub TopKit
<b> Bremsbackensatz, Feststellbremse</b>								
316 i	75	09/93→04/99				03.0137-0248.2	650248	Ø 161 x 25
318 is	103	09/95→04/99						
320 i	110	03/92→04/99						
323 i	125	03/95→04/99						
325 i	141	09/91→04/99						
328 i	142	01/95→04/99						
M3 3.2	236	10/95→04/99				03.0137-0150.2	650150	Ø 180 x 25
<b>Zubehörsatz, Feststellbremsbacken</b>								
316 i	75	09/93→04/99				03.0137-9148.2	669148	
318 is	103	09/95→04/99						
320 i	110	03/92→04/99						
323 i	125	03/95→04/99						
325 i	141	09/91→04/99						
328 i	142	01/95→04/99						
M3 3.2	236	10/95→04/99				03.0137-9062.2	669062	
<b> Seilzug, Feststellbremse</b>								
316 i	75	09/93→04/99	➡	<input type="checkbox"/> ; für Fahrzeuge mit Scheibenbremse an der Hinterachse; Scheibenbremse	2	24.3727-0214.2	580214	L= 1.631
			➡	<input type="checkbox"/> ; für Fahrzeuge mit Trommelbremse an der Hinterachse; Trommelbremse	2	24.3727-0218.2	580218	L= 1.764
318 is	103	09/95→04/99	➡	<input type="checkbox"/> ; Scheibenbremse	2	24.3727-0214.2	580214	L= 1.631
320 i	110	03/92→04/99						
323 i	125	03/95→04/99						









	kw				!#		
<b>BMW - 3 Coupe (E36) 09/91→04/99</b>							
 <b>Seilzug, Feststellbremse</b>							
325 i 328 i M3 3.2	141 142 236	09/91→04/99 01/95→04/99 10/95→04/99	➔	☑; Scheibenbremse	2	24.3727-0214.2 580214	L= 1.631
<b>BMW - 3 Coupe (E46) 02/99→12/06</b>							
 <b>Bremsbackensatz, Feststellbremse</b>							
316 Ci 316 Ci 318 Ci 318 Ci 318 Ci 320 Cd 323 Ci 323 Ci 325 Ci 328 Ci	77 85 85 87 110 110 120 125 141 142	04/00→07/06 06/02→07/06 11/99→09/01 11/99→09/01 03/05→07/06 11/03→07/06 04/99→09/00 04/99→09/00 09/00→07/06 04/99→06/00				03.0137-0379.2 650379	Ø 161 x 20
318 Ci 318 Ci	100 105	12/00→05/06 12/00→05/06		09/01→		03.0137-0379.2 650379	Ø 161 x 20
320 Ci	110	02/99→08/01		08/99→ 09/00		03.0137-0379.2 650379	Ø 161 x 20
320 Ci 320 Ci	120 125	01/00→05/06 01/00→05/06		09/00→		03.0137-0379.2 650379	Ø 161 x 20
330 Cd 330 Ci 330 xi	150 170 170	03/03→07/06 06/00→07/06 06/00→07/06				03.0137-0305.2 650305	Ø 185 x 20
M3 M3	252 265	06/00→07/06 06/03→07/06				03.0137-0419.2 650419	Ø 185 x 30
<b>Zubehörsatz, Feststellbremsbacken</b>							
316 Ci 316 Ci 318 Ci 318 Ci 318 Ci 320 Cd 323 Ci 323 Ci 325 Ci 328 Ci	77 85 85 87 110 110 120 125 141 142	04/00→07/06 06/02→07/06 11/99→09/01 11/99→09/01 03/05→07/06 11/03→07/06 04/99→09/00 04/99→09/00 09/00→07/06 04/99→06/00				03.0137-9265.2 669265	
318 Ci 318 Ci	100 105	12/00→05/06 12/00→05/06		09/01→		03.0137-9265.2 669265	
320 Ci	110	02/99→08/01		08/99→ 09/00		03.0137-9265.2 669265	
320 Ci 320 Ci	120 125	01/00→05/06 01/00→05/06		09/00→		03.0137-9265.2 669265	
330 Cd 330 Ci 330 xi	150 170 170	03/03→07/06 06/00→07/06 06/00→07/06				03.0137-9062.2 669062	
M3 M3	252 265	06/00→07/06 06/03→07/06				03.0137-9288.2 669288	
<b>Reparatursatz, Automatische Nachstellung</b>							
316 Ci 316 Ci 318 Ci 318 Ci 318 Ci 320 Cd 323 Ci 323 Ci 325 Ci 328 Ci	77 85 85 87 110 110 120 125 141 142	04/00→07/06 06/02→07/06 11/99→09/01 11/99→09/01 03/05→07/06 11/03→07/06 04/99→09/00 04/99→09/00 09/00→07/06 04/99→06/00				03.0137-9701.2 669701 03.0137-9702.2 669702	
318 Ci 318 Ci	100 105	12/00→05/06 12/00→05/06		09/01→		03.0137-9701.2 669701 03.0137-9702.2 669702	
320 Ci	110	02/99→08/01		08/99→ 09/00		03.0137-9701.2 669701 03.0137-9702.2 669702	
320 Ci 320 Ci	120 125	01/00→05/06 01/00→05/06		09/00→		03.0137-9701.2 669701 03.0137-9702.2 669702	
330 Cd 330 Ci 330 xi	150 170 170	03/03→07/06 06/00→07/06 06/00→07/06				03.0137-9700.2 669700 03.0137-9702.2 669702	
 <b>Seilzug, Feststellbremse</b>							
316 Ci 316 Ci 318 Ci 318 Ci 318 Ci 320 Cd	77 85 85 87 110 110	04/00→07/06 06/02→07/06 11/99→09/01 11/99→09/01 03/05→07/06 11/03→07/06	➔	☑; Scheibenbremse		24.3727-0223.2 580223	L= 1.708
↓			➔	☐; Scheibenbremse		24.3727-0224.2 580224	L= 1.693







	kW				#		
<b>BMW - 3 Coupe (E46) 02/99→12/06</b>							
 <b>Seilzug, Feststellbremse</b>							
323 Ci	120	04/99→09/00	➡	<input type="checkbox"/> ; Scheibenbremse		24.3727-0223.2 580223	L= 1.708
323 Ci	125	04/99→09/00	➡	<input type="checkbox"/> ; Scheibenbremse		24.3727-0224.2 580224	L= 1.693
325 Ci	141	09/00→07/06					
328 Ci	142	04/99→06/00					
330 Cd	150	03/03→07/06					
330 Ci	170	06/00→07/06					
330 xi	170	06/00→07/06					
M3	252	06/00→07/06					
M3	265	06/03→07/06					
318 Ci	100	12/00→05/06	➡	<input type="checkbox"/> ; 09/01→; Scheibenbremse		24.3727-0223.2 580223	L= 1.708
318 Ci	105	12/00→05/06	➡	<input type="checkbox"/> ; 09/01→; Scheibenbremse		24.3727-0224.2 580224	L= 1.693
320 Ci	110	02/99→08/01	➡	<input type="checkbox"/> ; 08/99→ 09/00; Scheibenbremse		24.3727-0223.2 580223	L= 1.708
			➡	<input type="checkbox"/> ; 08/99→ 09/00; Scheibenbremse		24.3727-0224.2 580224	L= 1.693
320 Ci	120	01/00→05/06	➡	<input type="checkbox"/> ; 09/00→; Scheibenbremse		24.3727-0223.2 580223	L= 1.708
320 Ci	125	01/00→05/06	➡	<input type="checkbox"/> ; 09/00→; Scheibenbremse		24.3727-0224.2 580224	L= 1.693
<b>BMW - 3 Coupe (E92) 01/05→12/13</b>							
 <b>Bremsbackensatz, Feststellbremse</b>							
316 i	90	09/07→12/13	➡	→ 06/13		03.0137-0379.2 650379	Ø 161 x 20
318 i	105	03/10→12/13	➡			03.0137-0379.2 650379	Ø 161 x 20
320 i	115	06/07→12/13					
320 i	125	03/07→12/13					
328 i	172	06/07→12/13					
320 d	120	03/07→06/13	➡			03.0137-0379.2 650379	Ø 161 x 20
320 d	135	03/10→06/13	➡			03.0137-0379.2 650379	Ø 161 x 20
320 d	147	03/10→06/13					
325 i	155	03/10→06/13					
325 i	160	03/07→06/13					
320 d	130	09/06→02/10	➡	03/07→		03.0137-0379.2 650379	Ø 161 x 20
320 d	145	09/06→02/10	➡			03.0137-0305.2 650305	Ø 185 x 20
320 d xDrive	120	03/10→06/13					
320 d xDrive	130	09/09→02/10					
320 d xDrive	135	03/10→06/13					
320 d xDrive	145	09/09→02/10					
320 d xDrive	147	03/10→06/13					
320 xd	120	03/08→02/10					
320 xd	130	03/08→02/10					
320 xd	145	03/08→02/10					
325 i xDrive	150	03/10→04/13					
325 i xDrive	155	03/10→04/13					
325 xi	160	09/06→02/10					
325 xi	160	09/07→02/10					
328 i xDrive	172	09/09→06/13					
330 d xDrive	180	02/10→06/13					
330 i	190	09/06→02/10					
330 i	200	09/06→08/12					
330 i	200	03/07→06/13					
330 i xDrive	200	03/10→06/13					
330 xd	180	03/08→02/10					
330 xi	200	09/06→08/07					
330 xi	200	03/07→02/10					
335 i xDrive	224	01/09→06/13					
335 i xDrive	225	11/08→12/13					
335 i xDrive	240	11/08→06/13					
320 i	120	01/07→12/13	➡	03/07→ 06/13		03.0137-0379.2 650379	Ø 161 x 20
323 i	140	04/06→02/12	➡	09/06→		03.0137-0379.2 650379	Ø 161 x 20
325 i	160	11/05→02/10	➡			03.0137-0305.2 650305	Ø 185 x 20
325 d	145	02/07→02/10					
325 d	155	02/07→02/10	➡	03/07→		03.0137-0305.2 650305	Ø 185 x 20
325 d	150	09/09→12/13	➡	→ 06/13		03.0137-0305.2 650305	Ø 185 x 20
325 i xDrive	160	09/08→12/13	➡			03.0137-0305.2 650305	Ø 185 x 20
330 d	180	01/09→12/13					
M	309	03/07→12/13					
M GTS	331	03/07→12/13					
330 d	170	03/06→08/08	➡	09/06→		03.0137-0305.2 650305	Ø 185 x 20
330 xd	170	03/06→08/08	➡			03.0137-0305.2 650305	Ø 185 x 20
335 d	210	03/06→03/13					
335 i	225	11/05→06/13					
335 i	240	11/05→06/13					
335 xi	225	03/07→02/10	➡	09/07→		03.0137-0305.2 650305	Ø 185 x 20
335 xi	240	03/07→02/10	➡			03.0137-9265.2 669265	
316 i	90	09/07→12/13					
318 i	105	03/10→12/13					
320 i	115	06/07→12/13					
320 i	125	03/07→12/13					
↓							
<b>Zubehörsatz, Feststellbremsbacken</b>							









	kw					#		
<b>BMW - 3 Coupe (E92) 01/05→12/13</b>								
<b>Zubehörsatz, Feststellbremsbacken</b>								
328 i	172	06/07→12/13		→ 06/13			03.0137-9265.2 669265	
320 d	120	03/07→06/13					03.0137-9265.2 669265	
320 d	135	03/10→06/13						
320 d	147	03/10→06/13						
325 i	155	03/10→06/13						
325 i	160	03/07→06/13						
320 d	130	09/06→02/10		03/07→			03.0137-9265.2 669265	
320 d	145	09/06→02/10						
320 d xDrive	120	03/10→06/13	➔				03.0137-9062.2 669062	
320 d xDrive	130	09/09→02/10						
320 d xDrive	135	03/10→06/13						
320 d xDrive	145	09/09→02/10						
320 d xDrive	147	03/10→06/13						
320 xd	120	03/08→02/10						
320 xd	130	03/08→02/10						
320 xd	145	03/08→02/10						
325 i xDrive	150	03/10→04/13						
325 i xDrive	155	03/10→04/13						
325 xi	160	09/06→02/10						
325 xi	160	09/07→02/10						
328 i xDrive	172	09/09→06/13						
330 d xDrive	180	02/10→06/13						
330 i	190	09/06→02/10						
330 i	200	09/06→08/12						
330 i	200	03/07→06/13						
330 i xDrive	200	03/10→06/13						
330 xd	180	03/08→02/10						
330 xi	200	09/06→08/07						
330 xi	200	03/07→02/10						
335 i xDrive	224	01/09→06/13						
335 i xDrive	225	11/08→12/13						
335 i xDrive	240	11/08→06/13						
320 i	120	01/07→12/13		03/07→ 06/13			03.0137-9265.2 669265	
323 i	140	04/06→02/12		09/06→			03.0137-9265.2 669265	
325 i	160	11/05→02/10						
325 d	145	02/07→02/10	➔	03/07→			03.0137-9062.2 669062	
325 d	155	02/07→02/10						
325 d	150	09/09→12/13	➔	→ 06/13			03.0137-9062.2 669062	
325 i xDrive	160	09/08→12/13						
330 d	180	01/09→12/13						
M	309	03/07→12/13						
M GTS	331	03/07→12/13						
330 d	170	03/06→08/08	➔	09/06→			03.0137-9062.2 669062	
330 xd	170	03/06→08/08						
335 d	210	03/06→03/13						
335 i	225	11/05→06/13						
335 i	240	11/05→06/13						
335 xi	225	03/07→02/10	➔	09/07→			03.0137-9062.2 669062	
335 xi	240	03/07→02/10						
<b>Reparaturatz, Automatische Nachstellung</b>								
316 i	90	09/07→12/13		→ 06/13			03.0137-9701.2 669701	
318 i	105	03/10→12/13					03.0137-9702.2 669702	
320 i	115	06/07→12/13						
320 i	125	03/07→12/13						
328 i	172	06/07→12/13						
320 d	120	03/07→06/13					03.0137-9701.2 669701	
320 d	135	03/10→06/13					03.0137-9702.2 669702	
320 d	147	03/10→06/13						
325 i	155	03/10→06/13						
325 i	160	03/07→06/13						
320 d	130	09/06→02/10		03/07→			03.0137-9701.2 669701	
320 d	145	09/06→02/10					03.0137-9702.2 669702	
320 d xDrive	120	03/10→06/13					03.0137-9700.2 669700	
320 d xDrive	130	09/09→02/10					03.0137-9702.2 669702	
320 d xDrive	135	03/10→06/13						
320 d xDrive	145	09/09→02/10						
320 d xDrive	147	03/10→06/13						
320 xd	120	03/08→02/10						
320 xd	130	03/08→02/10						
320 xd	145	03/08→02/10						
325 i xDrive	150	03/10→04/13						
325 i xDrive	155	03/10→04/13						
325 xi	160	09/06→02/10						
325 xi	160	09/07→02/10						
328 i xDrive	172	09/09→06/13						
330 d xDrive	180	02/10→06/13						
330 i	190	09/06→02/10						
330 i	200	09/06→08/12						
330 i	200	03/07→06/13						
330 i xDrive	200	03/10→06/13						
↓								









	kW				!#		
<b>BMW - 3 Coupe (E92) 01/05→12/13</b>							
<b>Reparaturatz, Automatische Nachstellung</b>							
330 xd	180	03/08→02/10				03.0137-9700.2 669700	
330 xi	200	09/06→08/07				03.0137-9702.2 669702	
330 xi	200	03/07→02/10					
335 i xDrive	224	01/09→06/13					
335 i xDrive	225	11/08→12/13					
335 i xDrive	240	11/08→06/13					
320 i	120	01/07→12/13		03/07→ 06/13		03.0137-9701.2 669701 03.0137-9702.2 669702	
323 i	140	04/06→02/12		09/06→		03.0137-9701.2 669701	
325 i	160	11/05→02/10				03.0137-9702.2 669702	
325 d	145	02/07→02/10		03/07→		03.0137-9700.2 669700	
325 d	155	02/07→02/10				03.0137-9702.2 669702	
325 d	150	09/09→12/13		→ 06/13		03.0137-9700.2 669700	
325 i xDrive	160	09/08→12/13				03.0137-9702.2 669702	
330 d	180	01/09→12/13					
M	309	03/07→12/13					
M GTS	331	03/07→12/13					
330 d	170	03/06→08/08		09/06→		03.0137-9700.2 669700	
330 xd	170	03/06→08/08				03.0137-9702.2 669702	
335 d	210	03/06→03/13					
335 i	225	11/05→06/13					
335 i	240	11/05→06/13					
335 xi	225	03/07→02/10		09/07→		03.0137-9700.2 669700	
335 xi	240	03/07→02/10				03.0137-9702.2 669702	
 <b>Seilzug, Feststellbremse</b>							
316 i	90	09/07→12/13	➡	⬇; → 06/13; Scheibenbremse	2	24.3727-0233.2 580233	L= 1.535
318 i	105	03/10→12/13					
320 i	115	06/07→12/13					
320 i	125	03/07→12/13					
325 d	150	09/09→12/13					
325 i xDrive	160	09/08→12/13					
328 i	172	06/07→12/13					
330 d	180	01/09→12/13					
M	309	03/07→12/13					
M GTS	331	03/07→12/13					
320 d	120	03/07→06/13	➡	⬇; Scheibenbremse	2	24.3727-0233.2 580233	L= 1.535
320 d	135	03/10→06/13					
320 d	147	03/10→06/13					
320 d xDrive	120	03/10→06/13					
320 d xDrive	130	09/09→02/10					
320 d xDrive	135	03/10→06/13					
320 d xDrive	145	09/09→02/10					
320 d xDrive	147	03/10→06/13					
320 xd	120	03/08→02/10					
320 xd	130	03/08→02/10					
320 xd	145	03/08→02/10					
325 i	155	03/10→06/13					
325 i	160	03/07→06/13					
325 i xDrive	150	03/10→04/13					
325 i xDrive	155	03/10→04/13					
325 xi	160	09/06→02/10					
325 xi	160	09/07→02/10					
328 i xDrive	172	09/09→06/13					
330 d xDrive	180	02/10→06/13					
330 i	190	09/06→02/10					
330 i	200	09/06→08/12					
330 i	200	03/07→06/13					
330 i xDrive	200	03/10→06/13					
330 xd	180	03/08→02/10					
330 xi	200	09/06→08/07					
330 xi	200	03/07→02/10					
335 i xDrive	224	01/09→06/13					
335 i xDrive	225	11/08→12/13					
335 i xDrive	240	11/08→06/13					
320 d	130	09/06→02/10	➡	⬇; 03/07→; Scheibenbremse	2	24.3727-0233.2 580233	L= 1.535
320 d	145	09/06→02/10					
325 d	145	02/07→02/10					
325 d	155	02/07→02/10					
320 i	120	01/07→12/13	➡	⬇; 03/07→ 06/13; Scheibenbremse	2	24.3727-0233.2 580233	L= 1.535
323 i	140	04/06→02/12	➡	⬇; 09/06→; Scheibenbremse	2	24.3727-0233.2 580233	L= 1.535
325 i	160	11/05→02/10					
330 d	170	03/06→08/08					
330 xd	170	03/06→08/08					
335 d	210	03/06→03/13					
335 i	225	11/05→06/13					
335 i	240	11/05→06/13					
335 xi	225	03/07→02/10	➡	⬇; 09/07→; Scheibenbremse	2	24.3727-0233.2 580233	L= 1.535
335 xi	240	03/07→02/10					







	kW				#		
<b>BMW - 3 Gran Turismo (F34) 07/12→</b>							
<b>Bremsbackensatz, Feststellbremse</b>							
318 d	100	03/13→	➔			03.0137-0305.2 650305	Ø 185 x 20
318 d	105	03/13→					
318 d	110	07/15→					
320 d	120	03/13→					
320 d	135	03/13→07/15					
320 d	140	07/15→					
320 d	147	05/13→07/15					
320 d xDrive	120	03/13→					
320 d xDrive	135	03/13→07/15					
320 d xDrive	140	07/15→					
320 d xDrive	147	05/13→07/15					
320 i	135	09/15→					
320 i xDrive	135	10/15→					
325 d	155	07/13→					
325 d	160	03/13→					
325 d	165	07/16→					
328 i xDrive	180	03/13→07/16					
330 i	185	10/15→					
330 i xDrive	185	10/15→					
335 i	225	03/13→					
335 i	240	03/13→03/14					
335 i	250	07/13→					
335 i xDrive	225	03/13→					
335 i xDrive	240	03/13→03/14					
335 i xDrive	250	03/14→					
340 i	240	10/15→					
340 i xDrive	240	10/15→					
320 i	120	07/12→06/16	➔	03/13→		03.0137-0305.2 650305	Ø 185 x 20
320 i	135	07/12→06/16					
320 i xDrive	120	11/12→06/16					
320 i xDrive	135	11/12→06/16					
328 i	180	08/12→02/15					
330 d	190	01/14→	➔	03/14→		03.0137-0305.2 650305	Ø 185 x 20
330 d xDrive	190	01/14→					
335 d xDrive	230	01/14→					
330 d	210	01/14→	➔	09/15→		03.0137-0305.2 650305	Ø 185 x 20
330 d xDrive	210	01/14→					
340 i	265	09/15→	➔	10/15→		03.0137-0305.2 650305	Ø 185 x 20
340 i xDrive	265	09/15→					
<b>Zubehörsatz, Feststellbremsbacken</b>							
318 d	100	03/13→	➔			03.0137-9062.2 669062	
318 d	105	03/13→					
318 d	110	07/15→					
320 d	120	03/13→					
320 d	135	03/13→07/15					
320 d	140	07/15→					
320 d	147	05/13→07/15					
320 d xDrive	120	03/13→					
320 d xDrive	135	03/13→07/15					
320 d xDrive	140	07/15→					
320 d xDrive	147	05/13→07/15					
320 i	135	09/15→					
320 i xDrive	135	10/15→					
325 d	155	07/13→					
325 d	160	03/13→					
325 d	165	07/16→					
328 i xDrive	180	03/13→07/16					
330 i	185	10/15→					
330 i xDrive	185	10/15→					
335 i	225	03/13→					
335 i	240	03/13→03/14					
335 i	250	07/13→					
335 i xDrive	225	03/13→					
335 i xDrive	240	03/13→03/14					
335 i xDrive	250	03/14→					
340 i	240	10/15→					
340 i xDrive	240	10/15→					
320 i	120	07/12→06/16	➔	03/13→		03.0137-9062.2 669062	
320 i	135	07/12→06/16					
320 i xDrive	120	11/12→06/16					
320 i xDrive	135	11/12→06/16					
328 i	180	08/12→02/15					
330 d	190	01/14→	➔	03/14→		03.0137-9062.2 669062	
330 d xDrive	190	01/14→					
335 d xDrive	230	01/14→					
330 d	210	01/14→	➔	09/15→		03.0137-9062.2 669062	
330 d xDrive	210	01/14→					
340 i	265	09/15→	➔	10/15→		03.0137-9062.2 669062	
340 i xDrive	265	09/15→					
↓							











	kW				#		
<b>BMW - 3 Gran Turismo (F34) 07/12→</b>							
<b>Reparaturatz, Automatische Nachstellung</b>							
318 d	100	03/13→				03.0137-9700.2 669700	
318 d	105	03/13→				03.0137-9702.2 669702	
318 d	110	07/15→					
320 d	120	03/13→					
320 d	135	03/13→07/15					
320 d	140	07/15→					
320 d	147	05/13→07/15					
320 d xDrive	120	03/13→					
320 d xDrive	135	03/13→07/15					
320 d xDrive	140	07/15→					
320 d xDrive	147	05/13→07/15					
320 i	135	09/15→					
320 i xDrive	135	10/15→					
325 d	155	07/13→					
325 d	160	03/13→					
325 d	165	07/16→					
328 i xDrive	180	03/13→07/16					
330 i	185	10/15→					
330 i xDrive	185	10/15→					
335 i	225	03/13→					
335 i	240	03/13→03/14					
335 i	250	07/13→					
335 i xDrive	225	03/13→					
335 i xDrive	240	03/13→03/14					
335 i xDrive	250	03/14→					
340 i	240	10/15→					
340 i xDrive	240	10/15→					
320 i	120	07/12→06/16		03/13→		03.0137-9700.2 669700	
320 i	135	07/12→06/16				03.0137-9702.2 669702	
320 i xDrive	120	11/12→06/16					
320 i xDrive	135	11/12→06/16					
328 i	180	08/12→02/15					
330 d	190	01/14→		03/14→		03.0137-9700.2 669700	
330 d xDrive	190	01/14→				03.0137-9702.2 669702	
335 d xDrive	230	01/14→					
330 d	210	01/14→		09/15→		03.0137-9700.2 669700	
330 d xDrive	210	01/14→				03.0137-9702.2 669702	
340 i	265	09/15→		10/15→		03.0137-9700.2 669700	
340 i xDrive	265	09/15→				03.0137-9702.2 669702	
<b>Seilzug, Feststellbremse</b>							
318 d	100	03/13→	➔	⚠; - AHK; Scheibenbremse	2	24.3727-0249.2 580249	L= 1.693
318 d	105	03/13→					
320 d	120	03/13→					
320 d	135	03/13→07/15					
320 d	147	05/13→07/15					
320 d xDrive	120	03/13→					
320 d xDrive	135	03/13→07/15					
320 d xDrive	147	05/13→07/15					
325 d	155	07/13→					
325 d	160	03/13→					
<b>BMW - 3 Touring (E36) 08/94→12/99</b>							
<b>Bremsbackensatz, Feststellbremse</b>							
316 i	75	01/96→10/99				03.0137-0248.2 650248	Ø 161 x 25
318 i	85	07/95→10/99					
318 tds	66	01/95→10/99					
320 i	110	01/95→10/99					
323 i	125	09/95→10/99					
325 tds	105	01/95→10/99					
328 i	142	08/94→12/99					
<b>Zubehörsatz, Feststellbremsbacken</b>							
316 i	75	01/96→10/99				03.0137-9148.2 669148	
318 i	85	07/95→10/99					
318 tds	66	01/95→10/99					
320 i	110	01/95→10/99					
323 i	125	09/95→10/99					
325 tds	105	01/95→10/99					
328 i	142	08/94→12/99					
<b>Seilzug, Feststellbremse</b>							
316 i	75	01/96→10/99	➔	⚠; Scheibenbremse	2	24.3727-0214.2 580214	L= 1.631
318 i	85	07/95→10/99					
318 tds	66	01/95→10/99					
320 i	110	01/95→10/99					
323 i	125	09/95→10/99					
325 tds	105	01/95→10/99					
328 i	142	08/94→12/99					









	kW				#		
<b>BMW - 3 Touring (E46) 10/99→05/05</b>							
<b> Bremsbackensatz, Feststellbremse</b>							
316 i	85	06/02→02/05				<b>03.0137-0379.2 650379</b>	Ø 161 x 20
316 i	85	03/02→02/05					
318 d	85	10/02→03/03					
318 d	85	03/03→02/05					
318 i	85	10/99→09/01					
318 i	87	10/99→09/01					
318 i	105	09/01→02/05					
320 d	100	03/00→09/01					
320 d	110	09/01→02/05					
320 i	110	10/99→09/00					
320 i	120	09/00→02/05					
320 i	125	09/00→02/05					
325 i	141	09/00→02/05					
328 i	142	10/99→06/00					
325 xi	141	09/00→02/05				<b>03.0137-0305.2 650305</b>	Ø 185 x 20
330 d	135	10/99→02/05					
330 d	150	03/03→02/05					
330 i	170	06/00→02/05					
330 xi	170	06/00→02/05					
330 xd	135	01/00→03/03		06/00→		<b>03.0137-0305.2 650305</b>	Ø 185 x 20
330 xd	150	08/02→05/05		03/03→ 02/05		<b>03.0137-0305.2 650305</b>	Ø 185 x 20
<b>Zubehörsatz, Feststellbremsbacken</b>							
316 i	85	06/02→02/05				<b>03.0137-9265.2 669265</b>	
316 i	85	03/02→02/05					
318 d	85	10/02→03/03					
318 d	85	03/03→02/05					
318 i	85	10/99→09/01					
318 i	87	10/99→09/01					
318 i	105	09/01→02/05					
320 d	100	03/00→09/01					
320 d	110	09/01→02/05					
320 i	110	10/99→09/00					
320 i	120	09/00→02/05					
320 i	125	09/00→02/05					
325 i	141	09/00→02/05					
328 i	142	10/99→06/00					
325 xi	141	09/00→02/05				<b>03.0137-9062.2 669062</b>	
330 d	135	10/99→02/05					
330 d	150	03/03→02/05					
330 i	170	06/00→02/05					
330 xi	170	06/00→02/05					
330 xd	135	01/00→03/03		06/00→		<b>03.0137-9062.2 669062</b>	
330 xd	150	08/02→05/05		03/03→ 02/05		<b>03.0137-9062.2 669062</b>	
<b>Reparaturatz, Automatische Nachstellung</b>							
316 i	85	06/02→02/05				<b>03.0137-9701.2 669701</b>	
316 i	85	03/02→02/05				<b>03.0137-9702.2 669702</b>	
318 d	85	10/02→03/03					
318 d	85	03/03→02/05					
318 i	85	10/99→09/01					
318 i	87	10/99→09/01					
318 i	105	09/01→02/05					
320 d	100	03/00→09/01					
320 d	110	09/01→02/05					
320 i	110	10/99→09/00					
320 i	120	09/00→02/05					
320 i	125	09/00→02/05					
325 i	141	09/00→02/05					
328 i	142	10/99→06/00					
325 xi	141	09/00→02/05				<b>03.0137-9700.2 669700</b>	
330 d	135	10/99→02/05				<b>03.0137-9702.2 669702</b>	
330 d	150	03/03→02/05					
330 i	170	06/00→02/05					
330 xi	170	06/00→02/05					
330 xd	135	01/00→03/03		06/00→		<b>03.0137-9700.2 669700</b>	
						<b>03.0137-9702.2 669702</b>	
330 xd	150	08/02→05/05		03/03→ 02/05		<b>03.0137-9700.2 669700</b>	
						<b>03.0137-9702.2 669702</b>	
<b> Seilzug, Feststellbremse</b>							
316 i	85	06/02→02/05	➡	<input type="checkbox"/> ; Scheibenbremse		<b>24.3727-0223.2 580223</b>	L= 1.708
316 i	85	03/02→02/05	➡	<input type="checkbox"/>		<b>24.3727-0224.2 580224</b>	L= 1.693
318 d	85	10/02→03/03					
318 d	85	03/03→02/05					
318 i	85	10/99→09/01					
318 i	87	10/99→09/01					
318 i	105	09/01→02/05					
320 d	100	03/00→09/01					
↓							









	kW				!#		
<b>BMW - 3 Touring (E46) 10/99→05/05</b>							
 <b>Seilzug, Feststellbremse</b>							
320 d	110	09/01→02/05	➡	☐; Scheibenbremse		24.3727-0223.2 580223	L= 1.708
320 i	110	10/99→09/00					
320 i	120	09/00→02/05	➡	☐		24.3727-0224.2 580224	L= 1.693
320 i	125	09/00→02/05					
325 i	141	09/00→02/05					
325 xi	141	09/00→02/05					
328 i	142	10/99→06/00					
330 d	135	10/99→02/05					
330 d	150	03/03→02/05					
330 i	170	06/00→02/05					
330 xi	170	06/00→02/05					
330 xd	135	01/00→03/03	➡	☐; 06/00→; Scheibenbremse		24.3727-0223.2 580223	L= 1.708
			➡	☐; 06/00→		24.3727-0224.2 580224	L= 1.693
330 xd	150	08/02→05/05	➡	☐; 03/03→ 02/05; Scheibenbremse		24.3727-0223.2 580223	L= 1.708
			➡	☐; 03/03→ 02/05		24.3727-0224.2 580224	L= 1.693
<b>BMW - 3 Touring (E91) 12/04→12/12</b>							
 <b>Bremsbackensatz, Feststellbremse</b>							
316 d	85	09/09→06/12		für erhöhte Nutzlast; → 05/12		03.0137-0305.2 650305	Ø 185 x 20
				10/09→; nicht für erhöhte Nutzlast; → 05/12		03.0137-0379.2 650379	Ø 161 x 20
316 i	90	05/08→05/12		→ 09/09		03.0137-0305.2 650305	Ø 185 x 20
318 i	100	09/07→03/12		10/09→		03.0137-0379.2 650379	Ø 161 x 20
318 d	90	09/05→08/07				03.0137-0305.2 650305	Ø 185 x 20
318 i	95	01/06→08/07					
320 d xDrive	130	02/08→02/10					
320 d xDrive	135	03/10→05/12					
320 d xDrive	145	02/08→02/10					
320 d xDrive	147	03/10→05/12					
323 i	140	09/06→07/08					
325 i	155	09/07→06/12					
325 xi	160	08/05→08/11					
325 xi	160	09/07→06/12					
330 d xDrive	180	01/09→06/12					
330 i	190	08/05→08/07					
330 xi	190	09/05→08/07					
335 i	225	09/06→06/12					
335 i	240	09/06→06/12					
335 i xDrive	225	09/08→06/12					
335 i xDrive	240	09/08→06/12					
335 xi	225	03/07→08/08					
335 xi	240	03/07→08/08					
318 d	100	07/07→06/12		09/07→ 09/09		03.0137-0305.2 650305	Ø 185 x 20
				10/09→ 05/12		03.0137-0379.2 650379	Ø 161 x 20
318 d	105	09/07→06/12		→ 09/09		03.0137-0305.2 650305	Ø 185 x 20
320 i	110	09/05→06/12		10/09→ 05/12		03.0137-0379.2 650379	Ø 161 x 20
318 i	105	05/07→05/12		09/07→ 09/09		03.0137-0305.2 650305	Ø 185 x 20
				10/09→		03.0137-0379.2 650379	Ø 161 x 20
320 d	110	12/04→08/07		06/05→		03.0137-0305.2 650305	Ø 185 x 20
325 i	155	12/04→12/10					
325 i	160	12/04→12/12					
330 d	155	12/04→05/12					
330 d	170	12/04→08/08					
320 d	120	12/04→06/12		für erhöhte Nutzlast		03.0137-0305.2 650305	Ø 185 x 20
320 d	135	03/10→05/12		nicht für erhöhte Nutzlast		03.0137-0379.2 650379	Ø 161 x 20
320 d	147	03/10→05/12					
320 d	130	02/07→12/10		09/07→; für erhöhte Nutzlast		03.0137-0305.2 650305	Ø 185 x 20
320 d	145	02/07→02/10		09/07→ 09/09; nicht für erhöhte Nutzlast		03.0137-0305.2 650305	Ø 185 x 20
				10/09→; nicht für erhöhte Nutzlast		03.0137-0379.2 650379	Ø 161 x 20
320 d xDrive	120	07/09→06/12		→ 05/12		03.0137-0305.2 650305	Ø 185 x 20
325 d	145	09/06→06/12					
325 d	150	02/10→06/12					
325 i	160	09/07→06/12					
325 i xDrive	160	09/07→06/12					
330 i	200	09/07→06/12					
330 i xDrive	200	09/07→06/12					
330 xd	170	09/05→06/12					
330 xi	200	09/07→06/12					
335 d	210	09/06→06/12					
320 i	120	02/07→05/12		10/09→; für Fahrzeuge mit Aktivlenkung		03.0137-0305.2 650305	Ø 185 x 20
320 i	125	02/07→12/12		09/07→ 09/09		03.0137-0305.2 650305	Ø 185 x 20
				10/09→; für Fahrzeuge ohne Aktivlenkung		03.0137-0379.2 650379	Ø 161 x 20
↓							









	kW				#		
<b>BMW - 3 Touring (E91) 12/04→12/12</b>							
<b>🔧 Bremsbackensatz, Feststellbremse</b>							
323 i	130	04/06→06/07		09/06→		03.0137-0305.2 650305	Ø 185 x 20
330 d	180	02/08→05/12		09/08→		03.0137-0305.2 650305	Ø 185 x 20
<b>Zubehörsatz, Feststellbremsbacken</b>							
316 d	85	09/09→06/12		10/09→; nicht für erhöhte Nutzlast; → 05/12		03.0137-9062.2 669062	
				für erhöhte Nutzlast; → 05/12		03.0137-9062.2 669062	
316 i	90	05/08→05/12		10/09→		03.0137-9062.2 669062	
318 i	100	09/07→03/12		→ 09/09		03.0137-9062.2 669062	
318 d	90	09/05→08/07				03.0137-9062.2 669062	
318 i	95	01/06→08/07					
320 d xDrive	130	02/08→02/10					
320 d xDrive	135	03/10→05/12					
320 d xDrive	145	02/08→02/10					
320 d xDrive	147	03/10→05/12					
323 i	140	09/06→07/08					
325 xi	160	08/05→08/11					
325 xi	160	09/07→06/12					
330 d xDrive	180	01/09→06/12					
330 i	190	08/05→08/07					
330 xi	190	09/05→08/07					
335 i	225	09/06→06/12					
335 i	240	09/06→06/12					
335 i xDrive	225	09/08→06/12					
335 i xDrive	240	09/08→06/12					
335 xi	225	03/07→08/08					
335 xi	240	03/07→08/08					
318 d	100	07/07→06/12		10/09→ 05/12		03.0137-9062.2 669062	
				09/07→ 09/09		03.0137-9062.2 669062	
318 d	105	09/07→06/12		→ 09/09		03.0137-9062.2 669062	
320 i	110	09/05→06/12		10/09→ 05/12		03.0137-9062.2 669062	
318 i	105	05/07→05/12		10/09→		03.0137-9062.2 669062	
320 i	120	02/07→05/12					
320 i	125	02/07→12/12		09/07→ 09/09		03.0137-9062.2 669062	
320 d	110	12/04→08/07		06/05→		03.0137-9062.2 669062	
320 d	120	12/04→06/12					
325 i	155	12/04→12/10					
325 i	160	12/04→12/12					
330 d	155	12/04→05/12					
330 d	170	12/04→08/08					
320 d	130	02/07→12/10		09/07→; für erhöhte Nutzlast		03.0137-9062.2 669062	
320 d	145	02/07→02/10		10/09→; nicht für erhöhte Nutzlast		03.0137-9062.2 669062	
				09/07→ 09/09; nicht für erhöhte Nutzlast		03.0137-9062.2 669062	
320 d	135	03/10→05/12		für erhöhte Nutzlast		03.0137-9062.2 669062	
320 d	147	03/10→05/12		nicht für erhöhte Nutzlast		03.0137-9062.2 669062	
320 d xDrive	120	07/09→06/12		→ 05/12		03.0137-9062.2 669062	
325 d	145	09/06→06/12					
325 d	150	02/10→06/12					
325 i	160	09/07→06/12					
325 i xDrive	160	09/07→06/12					
330 i	200	09/07→06/12					
330 i xDrive	200	09/07→06/12					
330 xd	170	09/05→06/12					
330 xi	200	09/07→06/12					
335 d	210	09/06→06/12					
323 i	130	04/06→06/07		09/06→		03.0137-9062.2 669062	
325 i	155	09/07→06/12		01/12→ 05/12		03.0137-9062.2 669062	
330 d	180	02/08→05/12		09/08→		03.0137-9062.2 669062	
<b>Reparaturatz, Automatische Nachstellung</b>							
316 d	85	09/09→06/12		für erhöhte Nutzlast; → 05/12		03.0137-9700.2 669700	
				10/09→; nicht für erhöhte Nutzlast; → 05/12		03.0137-9702.2 669702	
316 i	90	05/08→05/12		→ 09/09		03.0137-9700.2 669700	
318 i	100	09/07→03/12				03.0137-9702.2 669702	
				10/09→		03.0137-9701.2 669701	
						03.0137-9702.2 669702	
318 d	90	09/05→08/07				03.0137-9700.2 669700	
318 i	95	01/06→08/07				03.0137-9702.2 669702	
320 d xDrive	130	02/08→02/10					
320 d xDrive	135	03/10→05/12					
320 d xDrive	145	02/08→02/10					









	kW					!#		
<b>BMW - 3 Touring (E91) 12/04→12/12</b>								
<b>Reparaturatz, Automatische Nachstellung</b>								
320 d xDrive	147	03/10→05/12					03.0137-9700.2 669700	
323 i	140	09/06→07/08					03.0137-9702.2 669702	
325 xi	160	08/05→08/11						
325 xi	160	09/07→06/12						
330 d xDrive	180	01/09→06/12						
330 i	190	08/05→08/07						
330 xi	190	09/05→08/07						
335 i	225	09/06→06/12						
335 i	240	09/06→06/12						
335 i xDrive	225	09/08→06/12						
335 i xDrive	240	09/08→06/12						
335 xi	225	03/07→08/08						
335 xi	240	03/07→08/08						
318 d	100	07/07→06/12		09/07→ 09/09			03.0137-9700.2 669700	
				10/09→ 05/12			03.0137-9701.2 669701	
							03.0137-9702.2 669702	
318 d	105	09/07→06/12		→ 09/09			03.0137-9700.2 669700	
320 i	110	09/05→06/12					03.0137-9702.2 669702	
				10/09→ 05/12			03.0137-9701.2 669701	
							03.0137-9702.2 669702	
318 i	105	05/07→05/12		09/07→ 09/09			03.0137-9700.2 669700	
				10/09→			03.0137-9701.2 669701	
							03.0137-9702.2 669702	
320 d	110	12/04→08/07		06/05→			03.0137-9700.2 669700	
320 d	120	12/04→06/12					03.0137-9702.2 669702	
325 i	155	12/04→12/10						
325 i	160	12/04→12/12						
330 d	155	12/04→05/12						
330 d	170	12/04→08/08						
320 d	130	02/07→12/10		09/07→; für erhöhte Nutzlast			03.0137-9700.2 669700	
320 d	145	02/07→02/10					03.0137-9702.2 669702	
				09/07→ 09/09; nicht für erhöhte Nutzlast			03.0137-9700.2 669700	
							03.0137-9702.2 669702	
				10/09→; nicht für erhöhte Nutzlast			03.0137-9701.2 669701	
							03.0137-9702.2 669702	
320 d	135	03/10→05/12		für erhöhte Nutzlast			03.0137-9700.2 669700	
320 d	147	03/10→05/12					03.0137-9702.2 669702	
				nicht für erhöhte Nutzlast			03.0137-9701.2 669701	
							03.0137-9702.2 669702	
320 d xDrive	120	07/09→06/12		→ 05/12			03.0137-9700.2 669700	
325 d	145	09/06→06/12					03.0137-9702.2 669702	
325 d	150	02/10→06/12						
325 i	160	09/07→06/12						
325 i xDrive	160	09/07→06/12						
330 i	200	09/07→06/12						
330 i xDrive	200	09/07→06/12						
330 xd	170	09/05→06/12						
330 xi	200	09/07→06/12						
335 d	210	09/06→06/12						
320 i	120	02/07→05/12		10/09→; für Fahrzeuge mit Aktivlenkung			03.0137-9700.2 669700	
320 i	125	02/07→12/12		09/07→ 09/09			03.0137-9700.2 669700	
							03.0137-9702.2 669702	
				10/09→; für Fahrzeuge ohne Aktivlenkung			03.0137-9701.2 669701	
				10/09→			03.0137-9702.2 669702	
323 i	130	04/06→06/07		09/06→			03.0137-9700.2 669700	
							03.0137-9702.2 669702	
325 i	155	09/07→06/12		01/12→ 05/12			03.0137-9700.2 669700	
							03.0137-9702.2 669702	
330 d	180	02/08→05/12		09/08→			03.0137-9700.2 669700	
							03.0137-9702.2 669702	
<b> Seilzug, Feststellbremse</b>								
316 d	85	09/09→06/12	➡	↓; → 05/12; Scheibenbremse	2	24.3727-0233.2 580233	L= 1.535	
318 d	105	09/07→06/12						
320 d xDrive	120	07/09→06/12						
325 d	145	09/06→06/12						
325 d	150	02/10→06/12						
325 i	160	09/07→06/12						
↓								










	kW				#		
<b>BMW - 3 Touring (E91) 12/04→12/12</b>							
 <b>Seilzug, Feststellbremse</b>							
325 i xDrive 330 i 330 i xDrive 330 xd 330 xi 335 d	160 200 200 170 200 210	09/07→06/12 09/07→06/12 09/07→06/12 09/05→06/12 09/07→06/12 09/06→06/12	➡	⬇️; → 05/12; Scheibenbremse	2	24.3727-0233.2 580233	L= 1.535
316 i 318 d 318 i 318 i 320 d 320 d 320 d xDrive 320 d xDrive 320 d xDrive 320 d xDrive 323 i 325 xi 325 xi 330 d xDrive 330 i 330 xi 335 i 335 i 335 i xDrive 335 i xDrive 335 xi 335 xi	90 90 95 100 135 147 130 135 145 147 140 160 160 180 190 190 225 240 225 240 225 240	05/08→05/12 09/05→08/07 01/06→08/07 09/07→03/12 03/10→05/12 03/10→05/12 02/08→02/10 03/10→05/12 02/08→02/10 03/10→05/12 09/06→07/08 08/05→08/11 09/07→06/12 01/09→06/12 08/05→08/07 09/05→08/07 09/06→06/12 09/06→06/12 09/08→06/12 09/08→06/12 03/07→08/08 03/07→08/08	➡	⬇️; Scheibenbremse	2	24.3727-0233.2 580233	L= 1.535
318 d	100	07/07→06/12	➡	⬇️; 09/07→ 05/12; Scheibenbremse	2	24.3727-0233.2 580233	L= 1.535
318 i 320 d 320 d 320 i 320 i	105 130 145 120 125	05/07→05/12 02/07→12/10 02/07→02/10 02/07→05/12 02/07→12/12	➡	⬇️; 09/07→; Scheibenbremse	2	24.3727-0233.2 580233	L= 1.535
320 d 320 d 325 i 325 i 330 d 330 d	110 120 155 160 155 170	12/04→08/07 12/04→06/12 12/04→12/10 12/04→12/12 12/04→05/12 12/04→08/08	➡	⬇️; 06/05→; Scheibenbremse	2	24.3727-0233.2 580233	L= 1.535
320 i	110	09/05→06/12	➡	⬇️; → 08/07; Scheibenbremse	2	24.3727-0233.2 580233	L= 1.535
323 i	130	04/06→06/07	➡	⬇️; 09/06→; Scheibenbremse	2	24.3727-0233.2 580233	L= 1.535
325 i	155	09/07→06/12	➡	⬇️; 01/12→ 05/12; Scheibenbremse	2	24.3727-0233.2 580233	L= 1.535
330 d	180	02/08→05/12	➡	⬇️; 09/08→; Scheibenbremse	2	24.3727-0233.2 580233	L= 1.535
<b>BMW - 3 Touring (F31) 07/11→</b>							
 <b>Bremsbackensatz, Feststellbremse</b>							
316 d 318 d 318 d	85 100 105	02/12→ 07/11→ 07/11→06/15		05/12→		03.0137-0379.2 650379	Ø 161 x 20
316 i	100	03/12→08/16		03/13→		03.0137-0379.2 650379	Ø 161 x 20
318 d 318 d xDrive 318 i 320 d 330 i 330 i xDrive 340 i 340 i 340 i xDrive 340 i xDrive	110 110 100 140 185 185 240 265 240 265	09/14→ 03/15→ 01/15→ 09/14→ 09/14→ 10/14→ 10/14→ 10/14→ 10/14→ 10/14→		07/15→		03.0137-0305.2 650305	Ø 185 x 20
318 d xDrive	105	01/13→05/15		05/13→		03.0137-0305.2 650305	Ø 185 x 20
320 d 320 d 320 d 328 i 330 d	120 135 147 180 190	07/11→ 07/11→02/16 07/11→02/16 01/12→06/15 01/12→		05/12→		03.0137-0305.2 650305	Ø 185 x 20
320 d xDrive 320 d xDrive 320 d xDrive 328 i xDrive 330 d xDrive 335 i 335 i 335 i xDrive 335 i xDrive	120 135 147 180 190 225 240 225 240	01/12→ 01/12→06/15 01/12→06/15 06/12→06/16 06/12→ 07/12→06/15 07/12→07/13 07/12→06/15 07/12→07/13		03/13→		03.0137-0305.2 650305	Ø 185 x 20
320 d xDrive 320 i xDrive	140 120	07/15→ 01/12→06/15				03.0137-0305.2 650305	Ø 185 x 20
↓							









	kw					#		
<b>BMW - 3 Touring (F31) 07/11→</b>								
 <b>Bremsbackensatz, Feststellbremse</b>								
320 i xDrive	135	01/12→06/15					03.0137-0305.2 650305	Ø 185 x 20
320 i xDrive	135	09/14→						
335 i	250	07/13→06/15						
335 i xDrive	250	07/13→06/15						
320 i	120	02/12→06/15					03.0137-0379.2 650379	Ø 161 x 20
320 i	135	02/12→06/15						
320 i	135	10/14→						
325 d	155	09/12→02/16		04/13→			03.0137-0305.2 650305	Ø 185 x 20
325 d	160	09/12→02/16						
325 d	165	04/15→		03/16→			03.0137-0305.2 650305	Ø 185 x 20
330 d	210	01/12→		09/15→			03.0137-0305.2 650305	Ø 185 x 20
330 d xDrive	210	06/12→						
335 d xDrive	230	04/13→		11/13→			03.0137-0305.2 650305	Ø 185 x 20
<b>Zubehörsatz, Feststellbremsbacken</b>								
316 d	85	02/12→		05/12→			03.0137-9265.2 669265	
318 d	100	07/11→						
318 d	105	07/11→06/15						
316 i	100	03/12→08/16		03/13→			03.0137-9265.2 669265	
318 d	110	09/14→		07/15→			03.0137-9062.2 669062	
318 d xDrive	110	03/15→						
318 i	100	01/15→						
320 d	140	09/14→						
330 i	185	09/14→						
330 i xDrive	185	10/14→						
340 i	240	10/14→						
340 i	265	10/14→						
340 i xDrive	240	10/14→						
340 i xDrive	265	10/14→						
318 d xDrive	105	01/13→05/15		05/13→			03.0137-9062.2 669062	
320 d	120	07/11→		05/12→			03.0137-9062.2 669062	
320 d	135	07/11→02/16						
320 d	147	07/11→02/16						
328 i	180	01/12→06/15						
330 d	190	01/12→						
320 d xDrive	120	01/12→		03/13→			03.0137-9062.2 669062	
320 d xDrive	135	01/12→06/15						
320 d xDrive	147	01/12→06/15						
328 i xDrive	180	06/12→06/16						
330 d xDrive	190	06/12→						
335 i	225	07/12→06/15						
335 i	240	07/12→07/13						
335 i xDrive	225	07/12→06/15						
335 i xDrive	240	07/12→07/13						
320 d xDrive	140	07/15→					03.0137-9062.2 669062	
320 i xDrive	120	01/12→06/15						
320 i xDrive	135	01/12→06/15						
320 i xDrive	135	09/14→						
335 i	250	07/13→06/15						
335 i xDrive	250	07/13→06/15						
320 i	120	02/12→06/15					03.0137-9265.2 669265	
320 i	135	02/12→06/15						
320 i	135	10/14→						
325 d	155	09/12→02/16		04/13→			03.0137-9062.2 669062	
325 d	160	09/12→02/16						
325 d	165	04/15→		03/16→			03.0137-9062.2 669062	
330 d	210	01/12→		09/15→			03.0137-9062.2 669062	
330 d xDrive	210	06/12→						
335 d xDrive	230	04/13→		11/13→			03.0137-9062.2 669062	
<b>Reparaturatz, Automatische Nachstellung</b>								
316 d	85	02/12→		05/12→			03.0137-9701.2 669701	
318 d	100	07/11→					03.0137-9702.2 669702	
318 d	105	07/11→06/15						
316 i	100	03/12→08/16		03/13→			03.0137-9701.2 669701	
							03.0137-9702.2 669702	
318 d	110	09/14→		07/15→			03.0137-9700.2 669700	
318 d xDrive	110	03/15→					03.0137-9702.2 669702	
318 i	100	01/15→						
320 d	140	09/14→						
330 i	185	09/14→						
330 i xDrive	185	10/14→						
340 i	240	10/14→						
340 i	265	10/14→						
340 i xDrive	240	10/14→						
340 i xDrive	265	10/14→						
318 d xDrive	105	01/13→05/15		05/13→			03.0137-9700.2 669700	
							03.0137-9702.2 669702	
↓								

	kW					#			
<b>BMW - 3 Touring (F31) 07/11→</b>									
<b>Reparaturatz, Automatische Nachstellung</b>									
320 d	120	07/11→		05/12→			03.0137-9700.2	669700	
320 d	135	07/11→02/16					03.0137-9702.2	669702	
320 d	147	07/11→02/16							
328 i	180	01/12→06/15							
330 d	190	01/12→							
320 d xDrive	120	01/12→		03/13→			03.0137-9700.2	669700	
320 d xDrive	135	01/12→06/15					03.0137-9702.2	669702	
320 d xDrive	147	01/12→06/15							
328 i xDrive	180	06/12→06/16							
330 d xDrive	190	06/12→							
335 i	225	07/12→06/15							
335 i	240	07/12→07/13							
335 i xDrive	225	07/12→06/15							
335 i xDrive	240	07/12→07/13							
320 d xDrive	140	07/15→					03.0137-9700.2	669700	
320 i xDrive	120	01/12→06/15					03.0137-9702.2	669702	
320 i xDrive	135	01/12→06/15							
320 i xDrive	135	09/14→							
335 i	250	07/13→06/15							
335 i xDrive	250	07/13→06/15							
320 i	120	02/12→06/15					03.0137-9701.2	669701	
320 i	135	02/12→06/15					03.0137-9702.2	669702	
320 i	135	10/14→							
325 d	155	09/12→02/16		04/13→			03.0137-9700.2	669700	
325 d	160	09/12→02/16					03.0137-9702.2	669702	
325 d	165	04/15→		03/16→			03.0137-9700.2	669700	
							03.0137-9702.2	669702	
330 d	210	01/12→		09/15→			03.0137-9700.2	669700	
330 d xDrive	210	06/12→					03.0137-9702.2	669702	
335 d xDrive	230	04/13→		11/13→			03.0137-9700.2	669700	
							03.0137-9702.2	669702	
<b>BMW - 4 Cabriolet (F33, F83) 10/13→</b>									
<b> Bremsbackensatz, Feststellbremse</b>									
420 d	120	10/13→					03.0137-0379.2	650379	Ø 161 x 20
420 d	135	10/13→07/15							
420 d	147	10/13→07/15							
420 d	140	07/15→					03.0137-0305.2	650305	Ø 185 x 20
420 i	120	07/14→							
420 i	120	02/16→							
420 i	135	07/14→							
420 i	135	02/16→							
425 d	155	07/14→							
425 d	160	07/14→							
425 d	165	03/16→							
428 i	180	10/13→							
428 i xDrive	180	01/14→							
430 d	190	07/14→							
430 i	185	03/16→							
430 i xDrive	185	03/16→							
435 d xDrive	230	07/14→							
435 i	225	10/13→							
435 i	250	10/13→							
435 i xDrive	225	07/14→							
435 i xDrive	250	07/14→							
440 i	240	03/16→							
440 i	265	03/16→							
440 i xDrive	240	03/16→							
440 i xDrive	265	03/16→							
M4	317	07/14→							
M4 Competition	331	03/16→							
430 d	210	10/13→		07/14→			03.0137-0305.2	650305	Ø 185 x 20
<b>Zubehörsatz, Feststellbremsbacken</b>									
420 d	120	10/13→					03.0137-9265.2	669265	
420 d	135	10/13→07/15							
420 d	147	10/13→07/15							
420 d	140	07/15→					03.0137-9062.2	669062	
420 i	120	07/14→							
420 i	120	02/16→							
420 i	135	07/14→							
420 i	135	02/16→							
425 d	155	07/14→							
425 d	160	07/14→							
425 d	165	03/16→							
428 i	180	10/13→							
428 i xDrive	180	01/14→							
430 d	190	07/14→							
↓									

	kW					!#			
<b>BMW - 4 Cabriolet (F33, F83) 10/13→</b>									
<b>Zubehörsatz, Feststellbremsbacken</b>									
430 i	185	03/16→					03.0137-9062.2	669062	
430 i xDrive	185	03/16→							
435 d xDrive	230	07/14→							
435 i	225	10/13→							
435 i	250	10/13→							
435 i xDrive	225	07/14→							
435 i xDrive	250	07/14→							
440 i	240	03/16→							
440 i	265	03/16→							
440 i xDrive	240	03/16→							
440 i xDrive	265	03/16→							
M4	317	07/14→							
M4 Competition	331	03/16→							
430 d	210	10/13→		07/14→			03.0137-9062.2	669062	
<b>Reparaturatz, Automatische Nachstellung</b>									
420 d	120	10/13→					03.0137-9701.2	669701	
420 d	135	10/13→07/15					03.0137-9702.2	669702	
420 d	147	10/13→07/15							
420 d	140	07/15→					03.0137-9700.2	669700	
420 i	120	07/14→					03.0137-9702.2	669702	
420 i	120	02/16→							
420 i	135	07/14→							
420 i	135	02/16→							
425 d	155	07/14→							
425 d	160	07/14→							
425 d	165	03/16→							
428 i	180	10/13→							
428 i xDrive	180	01/14→							
430 d	190	07/14→							
430 i	185	03/16→							
430 i xDrive	185	03/16→							
435 d xDrive	230	07/14→							
435 i	225	10/13→							
435 i	250	10/13→							
435 i xDrive	225	07/14→							
435 i xDrive	250	07/14→							
440 i	240	03/16→							
440 i	265	03/16→							
440 i xDrive	240	03/16→							
440 i xDrive	265	03/16→							
M4	317	07/14→							
M4 Competition	331	03/16→							
430 d	210	10/13→		07/14→			03.0137-9700.2	669700	
							03.0137-9702.2	669702	
<b>BMW - 4 Coupe (F32, F82) 07/13→</b>									
<b> Bremsbackensatz, Feststellbremse</b>									
418 d	100	03/15→					03.0137-0305.2	650305	Ø 185 x 20
418 d	110	03/15→							
418 i	100	02/16→							
420 d xDrive	120	11/13→							
420 d xDrive	135	11/13→03/15							
420 d xDrive	140	03/15→							
420 d xDrive	147	11/13→03/15							
420 i	120	02/16→							
420 i	135	02/16→							
420 i xDrive	120	11/13→							
420 i xDrive	120	02/16→							
420 i xDrive	135	11/13→							
420 i xDrive	135	02/16→							
425 d	165	03/16→							
428 i	180	07/13→							
428 i xDrive	180	07/13→							
430 d	190	11/13→							
430 d	210	11/13→							
430 i	185	03/16→							
430 i xDrive	185	03/16→							
435 d xDrive	230	11/13→							
435 i	225	07/13→							
435 i	250	07/13→							
435 i xDrive	225	07/13→							
435 i xDrive	250	07/13→							
440 i	240	03/16→							
440 i	265	03/16→							
440 i xDrive	240	03/16→							
440 i xDrive	265	03/16→							
M4 Competition	331	03/16→							
M4 CS	338	09/16→							
M4 GTS	368	03/16→02/17							
420 d	120	07/13→					03.0137-0379.2	650379	Ø 161 x 20
↓									

	kW					#		
<b>BMW - 4 Coupe (F32, F82) 07/13→</b>								
<b>Bremsbackensatz, Feststellbremse</b>								
420 d	135	07/13→03/15					<b>03.0137-0379.2 650379</b>	Ø 161 x 20
420 d	140	03/15→						
420 d	147	07/13→03/15						
420 i	120	11/13→						
420 i	135	11/13→						
425 d	155	01/14→		03/14→			<b>03.0137-0379.2 650379</b>	Ø 161 x 20
425 d	160	01/14→						
430 d xDrive	190	01/14→		03/14→			<b>03.0137-0305.2 650305</b>	Ø 185 x 20
430 d xDrive	210	11/13→						
M4	317	01/14→						
<b>Zubehörsatz, Feststellbremsbacken</b>								
418 d	100	03/15→					<b>03.0137-9062.2 669062</b>	
418 d	110	03/15→						
418 i	100	02/16→						
420 d xDrive	120	11/13→						
420 d xDrive	135	11/13→03/15						
420 d xDrive	140	03/15→						
420 d xDrive	147	11/13→03/15						
420 i	120	02/16→						
420 i	135	02/16→						
420 i xDrive	120	11/13→						
420 i xDrive	120	02/16→						
420 i xDrive	135	11/13→						
420 i xDrive	135	02/16→						
425 d	165	03/16→						
428 i	180	07/13→						
428 i xDrive	180	07/13→						
430 d	190	11/13→						
430 d	210	11/13→						
430 i	185	03/16→						
430 i xDrive	185	03/16→						
435 d xDrive	230	11/13→						
435 i	225	07/13→						
435 i	250	07/13→						
435 i xDrive	225	07/13→						
435 i xDrive	250	07/13→						
440 i	240	03/16→						
440 i	265	03/16→						
440 i xDrive	240	03/16→						
440 i xDrive	265	03/16→						
M4 Competition	331	03/16→						
M4 CS	338	09/16→						
M4 GTS	368	03/16→02/17						
420 d	120	07/13→					<b>03.0137-9265.2 669265</b>	
420 d	135	07/13→03/15						
420 d	140	03/15→						
420 d	147	07/13→03/15						
420 i	120	11/13→						
420 i	135	11/13→						
425 d	155	01/14→		03/14→			<b>03.0137-9265.2 669265</b>	
425 d	160	01/14→						
430 d xDrive	190	01/14→		03/14→			<b>03.0137-9062.2 669062</b>	
430 d xDrive	210	11/13→						
M4	317	01/14→						
<b>Reparaturatz, Automatische Nachstellung</b>								
418 d	100	03/15→					<b>03.0137-9700.2 669700</b>	
418 d	110	03/15→					<b>03.0137-9702.2 669702</b>	
418 i	100	02/16→						
420 d xDrive	120	11/13→						
420 d xDrive	135	11/13→03/15						
420 d xDrive	140	03/15→						
420 d xDrive	147	11/13→03/15						
420 i	120	02/16→						
420 i	135	02/16→						
420 i xDrive	120	11/13→						
420 i xDrive	120	02/16→						
420 i xDrive	135	11/13→						
420 i xDrive	135	02/16→						
425 d	165	03/16→						
428 i	180	07/13→						
428 i xDrive	180	07/13→						
430 d	190	11/13→						
430 d	210	11/13→						
430 i	185	03/16→						
430 i xDrive	185	03/16→						
435 d xDrive	230	11/13→						
435 i	225	07/13→						
435 i	250	07/13→						
435 i xDrive	225	07/13→						
435 i xDrive	250	07/13→						
↓								



	kW					#		
<b>BMW - 4 Coupe (F32, F82) 07/13→</b>								
<b>Reparaturatz, Automatische Nachstellung</b>								
440 i	240	03/16→					03.0137-9700.2	669700
440 i	265	03/16→					03.0137-9702.2	669702
440 i xDrive	240	03/16→						
440 i xDrive	265	03/16→						
M4 Competition	331	03/16→						
M4 CS	338	09/16→						
M4 GTS	368	03/16→02/17						
420 d	120	07/13→					03.0137-9701.2	669701
420 d	135	07/13→03/15					03.0137-9702.2	669702
420 d	140	03/15→						
420 d	147	07/13→03/15						
420 i	120	11/13→						
420 i	135	11/13→						
425 d	155	01/14→		03/14→			03.0137-9701.2	669701
425 d	160	01/14→					03.0137-9702.2	669702
430 d xDrive	190	01/14→		03/14→			03.0137-9700.2	669700
430 d xDrive	210	11/13→					03.0137-9702.2	669702
M4	317	01/14→						
<b>BMW - 4 Gran Coupe (F36) 03/14→</b>								
	<b>Bremsbackensatz, Feststellbremse</b>							
418 d	100	03/14→					03.0137-0379.2	650379
418 d	105	03/14→						Ø 161 x 20
420 d	120	03/14→						
420 d	135	03/14→03/15						
420 d	147	03/14→03/15						
418 d	110	07/15→					03.0137-0305.2	650305
418 i	100	07/15→						Ø 185 x 20
420 d	140	03/15→						
420 d xDrive	120	03/14→						
420 d xDrive	135	03/14→03/15						
420 d xDrive	140	03/15→						
420 d xDrive	147	03/14→03/15						
420 i	120	03/14→						
420 i	120	02/16→						
420 i	135	03/14→						
420 i	135	02/16→						
420 i xDrive	120	02/16→						
420 i xDrive	135	07/14→						
420 i xDrive	135	02/16→						
425 d	155	03/16→						
425 d	165	03/16→						
428 i	180	03/14→						
428 i xDrive	180	03/14→						
430 d	190	07/14→						
430 d	210	07/14→						
430 d xDrive	190	07/14→						
430 d xDrive	210	07/14→						
430 i	185	03/16→						
430 i xDrive	185	03/16→						
435 d xDrive	230	07/14→						
435 i	225	03/14→						
435 i	250	03/14→						
435 i xDrive	225	07/14→						
435 i xDrive	250	07/14→						
440 i	240	03/16→						
440 i	265	03/16→						
440 i xDrive	240	03/16→						
440 i xDrive	265	03/16→						
420 i xDrive	120	03/14→		07/14→			03.0137-0305.2	650305
<b>Zubehörsatz, Feststellbremsbacken</b>								
418 d	100	03/14→					03.0137-9265.2	669265
418 d	105	03/14→						
420 d	120	03/14→						
420 d	135	03/14→03/15						
420 d	147	03/14→03/15						
418 d	110	07/15→					03.0137-9062.2	669062
418 i	100	07/15→						
420 d	140	03/15→						
420 d xDrive	120	03/14→						
420 d xDrive	135	03/14→03/15						
420 d xDrive	140	03/15→						
420 d xDrive	147	03/14→03/15						
420 i	120	03/14→						
420 i	120	02/16→						
420 i	135	03/14→						
420 i	135	02/16→						
420 i xDrive	120	02/16→						
420 i xDrive	135	07/14→						
420 i xDrive	135	02/16→						

**BMW - 4 Gran Coupe (F36) 03/14→**


**Zubehörsatz, Feststellbremsbacken**

425 d	155	03/16→				03.0137-9062.2	669062	
425 d	165	03/16→						
428 i	180	03/14→						
428 i xDrive	180	03/14→						
430 d	190	07/14→						
430 d	210	07/14→						
430 d xDrive	190	07/14→						
430 d xDrive	210	07/14→						
430 i	185	03/16→						
430 i xDrive	185	03/16→						
435 d xDrive	230	07/14→						
435 i	225	03/14→						
435 i	250	03/14→						
435 i xDrive	225	07/14→						
435 i xDrive	250	07/14→						
440 i	240	03/16→						
440 i	265	03/16→						
440 i xDrive	240	03/16→						
440 i xDrive	265	03/16→						
420 i xDrive	120	03/14→		07/14→		03.0137-9062.2	669062	









**Reparaturatz, Automatische Nachstellung**









418 d	100	03/14→				03.0137-9701.2	669701	
418 d	105	03/14→						
420 d	120	03/14→				03.0137-9702.2	669702	
420 d	135	03/14→03/15						
420 d	147	03/14→03/15						
418 d	110	07/15→				03.0137-9700.2	669700	
418 i	100	07/15→				03.0137-9702.2	669702	
420 d	140	03/15→						
420 d xDrive	120	03/14→						
420 d xDrive	135	03/14→03/15						
420 d xDrive	140	03/15→						
420 d xDrive	147	03/14→03/15						
420 i	120	03/14→						
420 i	120	02/16→						
420 i	135	03/14→						
420 i	135	02/16→						
420 i xDrive	120	02/16→						
420 i xDrive	135	07/14→						
420 i xDrive	135	02/16→						
425 d	155	03/16→						
425 d	165	03/16→						
428 i	180	03/14→						
428 i xDrive	180	03/14→						
430 d	190	07/14→						
430 d	210	07/14→						
430 d xDrive	190	07/14→						
430 d xDrive	210	07/14→						
430 i	185	03/16→						
430 i xDrive	185	03/16→						
435 d xDrive	230	07/14→						
435 i	225	03/14→						
435 i	250	03/14→						
435 i xDrive	225	07/14→						
435 i xDrive	250	07/14→						
440 i	240	03/16→						
440 i	265	03/16→						
440 i xDrive	240	03/16→						
440 i xDrive	265	03/16→						
420 i xDrive	120	03/14→		07/14→		03.0137-9700.2	669700	
						03.0137-9702.2	669702	

**BMW - 5 (E39) 09/95→07/03**

 **Bremsbackensatz, Feststellbremse**

520 d	100	02/00→06/03	➡	04/00→		03.0137-0305.2	650305	Ø 185 x 20
525 d	120	02/00→06/03						
520 i	100	04/99→06/03	➡			03.0137-0305.2	650305	Ø 185 x 20
520 i	120	09/00→06/03						
520 i	125	09/00→06/03						
530 d	142	09/98→06/03						
535 i	180	04/99→06/03						
520 i	110	01/96→06/03	➡	03/96→		03.0137-0305.2	650305	Ø 185 x 20
523 i	125	11/95→09/00	➡	12/95→		03.0137-0305.2	650305	Ø 185 x 20
528 i	142	11/95→09/00						
525 i	141	09/00→06/03	➡	10/00→		03.0137-0305.2	650305	Ø 185 x 20
530 i	170	09/00→06/03						
525 td	85	01/97→06/03	➡	→ 09/00		03.0137-0305.2	650305	Ø 185 x 20
525 tds	105	01/96→06/03	➡	02/96→ 09/00		03.0137-0305.2	650305	Ø 185 x 20
↓								

	kw				!#		
<b>BMW - 5 (E39) 09/95→07/03</b>							
<b> Bremsbackensatz, Feststellbremse</b>							
530 d	135	08/98→09/00	➡	09/98→		03.0137-0305.2 650305	Ø 185 x 20
535 i	173	04/96→03/99	➡	05/96→		03.0137-0305.2 650305	Ø 185 x 20
540 i	210	04/96→06/03					
M5	294	10/98→06/03	➡			03.0137-0419.2 650419	Ø 185 x 30
<b>Zubehörsatz, Feststellbremsbacken</b>							
520 d	100	02/00→06/03	➡	04/00→		03.0137-9062.2 669062	
525 d	120	02/00→06/03					
520 i	100	04/99→06/03	➡			03.0137-9062.2 669062	
520 i	120	09/00→06/03					
520 i	125	09/00→06/03					
530 d	142	09/98→06/03					
535 i	180	04/99→06/03					
520 i	110	01/96→06/03	➡	03/96→		03.0137-9062.2 669062	
523 i	125	11/95→09/00	➡	12/95→		03.0137-9062.2 669062	
528 i	142	11/95→09/00					
525 i	141	09/00→06/03	➡	10/00→		03.0137-9062.2 669062	
530 i	170	09/00→06/03					
525 td	85	01/97→06/03	➡	→ 09/00		03.0137-9062.2 669062	
525 tds	105	01/96→06/03	➡	02/96→ 09/00		03.0137-9062.2 669062	
530 d	135	08/98→09/00	➡	09/98→		03.0137-9062.2 669062	
535 i	173	04/96→03/99	➡	05/96→		03.0137-9062.2 669062	
540 i	210	04/96→06/03					
M5	294	10/98→06/03				03.0137-9288.2 669288	
<b>Reparaturatz, Automatische Nachstellung</b>							
520 d	100	02/00→06/03		04/00→		03.0137-9700.2 669700	
525 d	120	02/00→06/03				03.0137-9702.2 669702	
520 i	100	04/99→06/03				03.0137-9700.2 669700	
520 i	120	09/00→06/03				03.0137-9702.2 669702	
520 i	125	09/00→06/03					
530 d	142	09/98→06/03					
535 i	180	04/99→06/03					
520 i	110	01/96→06/03		03/96→		03.0137-9700.2 669700	
						03.0137-9702.2 669702	
523 i	125	11/95→09/00		12/95→		03.0137-9700.2 669700	
528 i	142	11/95→09/00				03.0137-9702.2 669702	
525 i	141	09/00→06/03		10/00→		03.0137-9700.2 669700	
530 i	170	09/00→06/03				03.0137-9702.2 669702	
525 td	85	01/97→06/03		→ 09/00		03.0137-9700.2 669700	
						03.0137-9702.2 669702	
525 tds	105	01/96→06/03		02/96→ 09/00		03.0137-9700.2 669700	
						03.0137-9702.2 669702	
530 d	135	08/98→09/00		09/98→		03.0137-9700.2 669700	
						03.0137-9702.2 669702	
535 i	173	04/96→03/99		05/96→		03.0137-9700.2 669700	
540 i	210	04/96→06/03				03.0137-9702.2 669702	
<b> Seilzug, Feststellbremse</b>							
520 d	100	02/00→06/03	➡	<input type="checkbox"/> ; 04/00→; Scheibenbremse		24.3727-0246.2 580246	L= 1.877 + Zub
525 d	120	02/00→06/03	➡	<input type="checkbox"/> ; 04/00→; Scheibenbremse		24.3727-0247.2 580247	L= 1.924 + Zub
520 i	100	04/99→06/03	➡	<input type="checkbox"/> ; Scheibenbremse		24.3727-0246.2 580246	L= 1.877 + Zub
520 i	120	09/00→06/03	➡				
520 i	125	09/00→06/03	➡	<input type="checkbox"/> ; Scheibenbremse		24.3727-0247.2 580247	L= 1.924 + Zub
530 d	142	09/98→06/03					
535 i	180	04/99→06/03					
M5	294	10/98→06/03					
520 i	110	01/96→06/03	➡	<input type="checkbox"/> ; 03/96→; Scheibenbremse		24.3727-0246.2 580246	L= 1.877 + Zub
			➡	<input type="checkbox"/> ; 03/96→; Scheibenbremse		24.3727-0247.2 580247	L= 1.924 + Zub
523 i	125	11/95→09/00	➡	<input type="checkbox"/> ; 12/95→; Scheibenbremse		24.3727-0246.2 580246	L= 1.877 + Zub
528 i	142	11/95→09/00	➡	<input type="checkbox"/> ; 12/95→; Scheibenbremse		24.3727-0247.2 580247	L= 1.924 + Zub
525 i	141	09/00→06/03	➡	<input type="checkbox"/> ; 10/00→; Scheibenbremse		24.3727-0246.2 580246	L= 1.877 + Zub
530 i	170	09/00→06/03	➡	<input type="checkbox"/> ; 10/00→; Scheibenbremse		24.3727-0247.2 580247	L= 1.924 + Zub
525 td	85	01/97→06/03	➡	<input type="checkbox"/> ; → 09/00; Scheibenbremse		24.3727-0246.2 580246	L= 1.877 + Zub
			➡	<input type="checkbox"/> ; → 09/00; Scheibenbremse		24.3727-0247.2 580247	L= 1.924 + Zub
↓							

	kW				!#		
<b>BMW - 5 (E39) 09/95→07/03</b>							
 <b>Seilzug, Feststellbremse</b>							
525 tds	105	01/96→06/03	➡	☐; 02/96→09/00; Scheibenbremse		24.3727-0246.2 580246	L= 1.877 + Zub
			➡	☐; 02/96→09/00; Scheibenbremse		24.3727-0247.2 580247	L= 1.924 + Zub
530 d	135	08/98→09/00	➡	☐; 09/98→; Scheibenbremse		24.3727-0246.2 580246	L= 1.877 + Zub
			➡	☐; 09/98→; Scheibenbremse		24.3727-0247.2 580247	L= 1.924 + Zub
535 i 540 i	173 210	04/96→03/99 04/96→06/03	➡	☐; 05/96→; Scheibenbremse		24.3727-0246.2 580246	L= 1.877 + Zub
			➡	☐; 05/96→; Scheibenbremse		24.3727-0247.2 580247	L= 1.924 + Zub
<b>BMW - 5 (E60) 12/01→03/10</b>							
 <b>Bremsbackensatz, Feststellbremse</b>							
520 d	110	02/05→02/08	➡	07/05→		03.0137-0419.2 650419	Ø 185 x 30
520 d	120	02/05→02/08					
523 i	130	10/04→02/07					
525 i	160	10/04→12/09					
530 i	190	09/04→02/07					
530 xd	170	02/05→02/07					
530 xi	190	09/04→02/07					
520 d	130	04/06→12/09	➡	09/07→		03.0137-0419.2 650419	Ø 185 x 30
520 i	125	07/03→03/10	➡	→ 03/05		03.0137-0419.2 650419	Ø 185 x 30
523 i	140	01/07→03/10	➡	03/07→ 02/10		03.0137-0419.2 650419	Ø 185 x 30
525 d	145	01/07→03/10					
535 d	210	01/07→03/10					
525 d	120	12/04→03/10	➡	→ 03/07		03.0137-0419.2 650419	Ø 185 x 30
525 d	130	06/04→03/10					
535 d	200	09/04→03/10					
525 d xDrive	145	09/07→12/09	➡			03.0137-0419.2 650419	Ø 185 x 30
530 d	170	04/05→02/07					
530 d xDrive	173	09/07→12/09					
530 i xDrive	200	09/08→12/09					
530 xd	173	03/07→08/07					
530 xi	200	03/07→10/09					
535 i	225	04/06→12/09					
540 i	225	09/05→02/10					
525 i	141	09/03→03/10	➡	→ 06/05		03.0137-0419.2 650419	Ø 185 x 30
525 i	155	07/05→03/10	➡	→ 02/10		03.0137-0419.2 650419	Ø 185 x 30
525 i	155	01/07→03/10					
525 i	160	01/07→03/10					
525 i xDrive	160	09/08→03/10					
525 xi	160	07/05→03/10					
525 xi	160	01/07→03/10					
540 i	225	07/05→03/10					
550 i	270	07/05→03/10					
M5	373	09/04→03/10					
525 xd	145	11/06→08/07	➡	03/07→		03.0137-0419.2 650419	Ø 185 x 30
530 d	173	02/07→12/09					
530 xi	200	02/07→08/08					
530 d	155	09/02→12/09	➡	07/03→ 08/05		03.0137-0419.2 650419	Ø 185 x 30
530 d	160	09/02→09/05					
530 i	170	12/01→02/05	➡	07/03→		03.0137-0419.2 650419	Ø 185 x 30
530 i	187	03/05→03/10	➡	07/05→ 03/07		03.0137-0419.2 650419	Ø 185 x 30
530 i	200	09/06→12/09	➡	01/07→		03.0137-0419.2 650419	Ø 185 x 30
545 i	245	09/03→03/10	➡	→ 08/05		03.0137-0419.2 650419	Ø 185 x 30
<b>Zubehörsatz, Feststellbremsbacken</b>							
520 d	110	02/05→02/08		07/05→		03.0137-9288.2 669288	
520 d	120	02/05→02/08					
523 i	130	10/04→02/07					
525 i	160	10/04→12/09					
530 i	190	09/04→02/07					
530 xd	170	02/05→02/07					
530 xi	190	09/04→02/07					
520 d	130	04/06→12/09		09/07→		03.0137-9288.2 669288	
520 i	125	07/03→03/10		→ 03/05		03.0137-9288.2 669288	
523 i	140	01/07→03/10		03/07→ 02/10		03.0137-9288.2 669288	
525 d	145	01/07→03/10					
535 d	210	01/07→03/10					
525 d	120	12/04→03/10		→ 03/07		03.0137-9288.2 669288	
525 d	130	06/04→03/10					
535 d	200	09/04→03/10					
525 d xDrive	145	09/07→12/09				03.0137-9288.2 669288	
530 d	170	04/05→02/07					
530 d xDrive	173	09/07→12/09					
530 i xDrive	200	09/08→12/09					
↓							











### BMW - 5 (E60) 12/01→03/10

#### Zubehörsatz, Feststellbremsbacken










530 xd	173	03/07→08/07				03.0137-9288.2	669288	
530 xi	200	03/07→10/09						
535 i	225	04/06→12/09						
540 i	225	09/05→02/10						
525 i	141	09/03→03/10		→ 06/05		03.0137-9288.2	669288	
525 i	155	07/05→03/10		→ 02/10		03.0137-9288.2	669288	
525 i	155	01/07→03/10						
525 i	160	01/07→03/10						
525 i xDrive	160	09/08→03/10						
525 xi	160	07/05→03/10						
525 xi	160	01/07→03/10						
540 i	225	07/05→03/10						
550 i	270	07/05→03/10						
M5	373	09/04→03/10						
525 xd	145	11/06→08/07		03/07→		03.0137-9288.2	669288	
530 d	173	02/07→12/09						
530 xi	200	02/07→08/08						
530 d	155	09/02→12/09		07/03→ 08/05		03.0137-9288.2	669288	
530 d	160	09/02→09/05						
530 i	170	12/01→02/05		07/03→		03.0137-9288.2	669288	
530 i	187	03/05→03/10		07/05→ 03/07		03.0137-9288.2	669288	
530 i	200	09/06→12/09		01/07→		03.0137-9288.2	669288	
545 i	245	09/03→03/10		→ 08/05		03.0137-9288.2	669288	









#### Seilzug, Feststellbremse







520 d	110	02/05→02/08	➡	☐; 07/05→; Scheibenbremse		24.3727-0236.2	580236	L= 1.681
520 d	120	02/05→02/08	➡	☐; 07/05→; Scheibenbremse		24.3727-0237.2	580237	L= 1.673
523 i	130	10/04→02/07	➡					
525 i	160	10/04→12/09						
530 i	190	09/04→02/07						
530 xd	170	02/05→02/07						
530 xi	190	09/04→02/07						
520 d	130	04/06→12/09	➡	☐; 09/07→; Scheibenbremse		24.3727-0236.2	580236	L= 1.681
			➡	☐; 09/07→; Scheibenbremse		24.3727-0237.2	580237	L= 1.673
520 i	125	07/03→03/10	➡	☐; → 03/05; Scheibenbremse		24.3727-0236.2	580236	L= 1.681
			➡	☐; → 03/05; Scheibenbremse		24.3727-0237.2	580237	L= 1.673
523 i	140	01/07→03/10	➡	☐; 03/07→ 02/10; Scheibenbremse		24.3727-0236.2	580236	L= 1.681
525 d	145	01/07→03/10	➡					
535 d	210	01/07→03/10	➡	☐; 03/07→ 02/10; Scheibenbremse		24.3727-0237.2	580237	L= 1.673
525 d	120	12/04→03/10	➡	☐; → 03/07; Scheibenbremse		24.3727-0236.2	580236	L= 1.681
525 d	130	06/04→03/10	➡					
535 d	200	09/04→03/10	➡	☐; → 03/07; Scheibenbremse		24.3727-0237.2	580237	L= 1.673
525 d xDrive	145	09/07→12/09	➡	☐; Scheibenbremse		24.3727-0236.2	580236	L= 1.681
530 d	170	04/05→02/07	➡					
530 d xDrive	173	09/07→12/09	➡	☐; Scheibenbremse		24.3727-0237.2	580237	L= 1.673
530 i xDrive	200	09/08→12/09						
530 xd	173	03/07→08/07						
530 xi	200	03/07→10/09						
535 i	225	04/06→12/09						
540 i	225	09/05→02/10						
525 i	141	09/03→03/10	➡	☐; → 06/05; Scheibenbremse		24.3727-0236.2	580236	L= 1.681
			➡	☐; → 06/05; Scheibenbremse		24.3727-0237.2	580237	L= 1.673
525 i	155	07/05→03/10	➡	☐; → 02/10; Scheibenbremse		24.3727-0236.2	580236	L= 1.681
525 i	155	01/07→03/10	➡					
525 i	160	01/07→03/10	➡	☐; → 02/10; Scheibenbremse		24.3727-0237.2	580237	L= 1.673
525 i xDrive	160	09/08→03/10						
525 xi	160	07/05→03/10						
525 xi	160	01/07→03/10						
540 i	225	07/05→03/10						
550 i	270	07/05→03/10						
M5	373	09/04→03/10						
525 xd	145	11/06→08/07	➡	☐; 03/07→; Scheibenbremse		24.3727-0236.2	580236	L= 1.681
530 d	173	02/07→12/09	➡					
530 xi	200	02/07→08/08	➡	☐; 03/07→; Scheibenbremse		24.3727-0237.2	580237	L= 1.673
530 d	155	09/02→12/09	➡	☐; 07/03→ 08/05; Scheibenbremse		24.3727-0236.2	580236	L= 1.681
530 d	160	09/02→09/05	➡	☐; 07/03→ 08/05; Scheibenbremse		24.3727-0237.2	580237	L= 1.673
530 i	170	12/01→02/05	➡	☐; 07/03→; Scheibenbremse		24.3727-0236.2	580236	L= 1.681
			➡	☐; 07/03→; Scheibenbremse		24.3727-0237.2	580237	L= 1.673
530 i	187	03/05→03/10	➡	☐; 07/05→ 03/07; Scheibenbremse		24.3727-0236.2	580236	L= 1.681
			➡	☐; 07/05→ 03/07; Scheibenbremse		24.3727-0237.2	580237	L= 1.673
530 i	200	09/06→12/09	➡	☐; 01/07→; Scheibenbremse		24.3727-0236.2	580236	L= 1.681
			➡	☐; 01/07→; Scheibenbremse		24.3727-0237.2	580237	L= 1.673
↓								











	kW				!#		
<b>BMW - 5 (E60) 12/01→03/10</b>							
 <b>Seilzug, Feststellbremse</b>							
545 i	245	09/03→03/10	➡	☐; → 08/05; Scheibenbremse		24.3727-0236.2 580236	L= 1.681
			➡	☐; → 08/05; Scheibenbremse		24.3727-0237.2 580237	L= 1.673
<b>BMW - 5 Gran Turismo (F07) 01/09→02/17</b>							
 <b>Bremsbackensatz, Feststellbremse</b>							
520 d	100	10/12→02/17				03.0137-0419.2 650419	Ø 185 x 30
520 d	120	04/11→02/17					
530 d	155	09/10→06/12					
530 d	190	07/12→02/17					
530 d xDrive	190	07/12→02/17					
535 d	220	03/10→06/12					
535 d	230	07/12→02/17					
535 d xDrive	230	07/12→02/17					
550 i	298	10/09→06/12					
550 i	330	07/12→02/17					
550 i xDrive	330	07/12→06/13					
520 d	135	04/11→02/17		10/11→		03.0137-0419.2 650419	Ø 185 x 30
528 i	180	07/13→02/17		08/13→		03.0137-0419.2 650419	Ø 185 x 30
530 d	180	08/09→06/12		10/09→		03.0137-0419.2 650419	Ø 185 x 30
535 i	225	01/09→02/17					
550 i	300	08/09→06/12					
530 d xDrive	180	06/10→06/12		09/10→		03.0137-0419.2 650419	Ø 185 x 30
535 d xDrive	220	03/10→06/12					
535 i xDrive	225	01/10→02/17					
550 i xDrive	300	06/10→06/12					
<b>Zubehörsatz, Feststellbremsbacken</b>							
520 d	100	10/12→02/17				03.0137-9288.2 669288	
520 d	120	04/11→02/17					
530 d	155	09/10→06/12					
530 d	190	07/12→02/17					
530 d xDrive	190	07/12→02/17					
535 d	220	03/10→06/12					
535 d	230	07/12→02/17					
535 d xDrive	230	07/12→02/17					
550 i	298	10/09→06/12					
550 i	330	07/12→02/17					
550 i xDrive	330	07/12→06/13					
520 d	135	04/11→02/17		10/11→		03.0137-9288.2 669288	
528 i	180	07/13→02/17		08/13→		03.0137-9288.2 669288	
530 d	180	08/09→06/12		10/09→		03.0137-9288.2 669288	
535 i	225	01/09→02/17					
550 i	300	08/09→06/12					
530 d xDrive	180	06/10→06/12		09/10→		03.0137-9288.2 669288	
535 d xDrive	220	03/10→06/12					
535 i xDrive	225	01/10→02/17					
550 i xDrive	300	06/10→06/12					
<b>BMW - 5 Touring (E34) 11/91→01/97</b>							
 <b>Bremsbackensatz, Feststellbremse</b>							
518 g	85	11/95→06/96	➡			03.0137-0150.2 650150	Ø 180 x 25
518 i	85	09/94→01/97	➡	→ 11/96		03.0137-0150.2 650150	Ø 180 x 25
520 i	110	11/91→01/97					
525 i	141	11/91→01/97					
525 ix	141	02/92→01/97					
525 td	85	03/93→01/97					
525 tds	105	12/91→01/97					
530 i V8	160	09/92→01/97					
540 i	210	09/93→01/97					
M5	250	09/94→01/97					
<b>Zubehörsatz, Feststellbremsbacken</b>							
518 g	85	11/95→06/96	➡			03.0137-9062.2 669062	
518 i	85	09/94→01/97	➡	→ 11/96		03.0137-9062.2 669062	
520 i	110	11/91→01/97					
525 i	141	11/91→01/97					
525 ix	141	02/92→01/97					
525 td	85	03/93→01/97					
525 tds	105	12/91→01/97					
530 i V8	160	09/92→01/97					
540 i	210	09/93→01/97					
M5	250	09/94→01/97					
 <b>Seilzug, Feststellbremse</b>							
518 g	85	11/95→06/96	➡	☐; Scheibenbremse	2	24.3727-0215.2 580215	L= 1.755
↓							




















	kw				!#		
<b>BMW - 5 Touring (E34) 11/91→01/97</b>							
 <b>Seilzug, Feststellbremse</b>							
518 i	85	09/94→01/97	➔	☑; → 11/96; Scheibenbremse	2	24.3727-0215.2 580215	L= 1.755
520 i	110	11/91→01/97					
525 i	141	11/91→01/97					
525 ix	141	02/92→01/97					
525 td	85	03/93→01/97					
525 tds	105	12/91→01/97					
530 i V8	160	09/92→01/97					
540 i	210	09/93→01/97					
M5	250	09/94→01/97					
<b>BMW - 5 Touring (E39) 09/96→05/04</b>							
 <b>Bremsbackensatz, Feststellbremse</b>							
520 d	100	02/00→09/03	➔	04/00→ 07/03		03.0137-0305.2 650305	Ø 185 x 20
525 d	120	02/00→05/04					
520 i	100	04/99→05/04	➔	→ 07/03		03.0137-0305.2 650305	Ø 185 x 20
520 i	120	09/00→05/04					
520 i	125	09/00→05/04					
530 d	142	09/00→05/04					
520 i	110	01/97→09/00	➔	05/97→		03.0137-0305.2 650305	Ø 185 x 20
523 i	125	09/96→08/00					
528 i	142	01/97→09/00					
523 i	120	09/98→08/00	➔			03.0137-0305.2 650305	Ø 185 x 20
525 i	141	09/00→05/04	➔	10/00→ 07/03		03.0137-0305.2 650305	Ø 185 x 20
530 i	170	09/00→05/04					
525 tds	105	03/97→05/04	➔	06/98→ 09/00		03.0137-0305.2 650305	Ø 185 x 20
530 d	135	08/98→09/00	➔	09/98→		03.0137-0305.2 650305	Ø 185 x 20
540 i	210	01/97→05/04	➔	05/97→ 07/03		03.0137-0305.2 650305	Ø 185 x 20
<b>Zubehörsatz, Feststellbremsbacken</b>							
520 d	100	02/00→09/03	➔	04/00→ 07/03		03.0137-9062.2 669062	
525 d	120	02/00→05/04					
520 i	100	04/99→05/04	➔	→ 07/03		03.0137-9062.2 669062	
520 i	120	09/00→05/04					
520 i	125	09/00→05/04					
530 d	142	09/00→05/04					
520 i	110	01/97→09/00	➔	05/97→		03.0137-9062.2 669062	
523 i	125	09/96→08/00					
528 i	142	01/97→09/00					
523 i	120	09/98→08/00	➔			03.0137-9062.2 669062	
525 i	141	09/00→05/04	➔	10/00→ 07/03		03.0137-9062.2 669062	
530 i	170	09/00→05/04					
525 tds	105	03/97→05/04	➔	06/98→ 09/00		03.0137-9062.2 669062	
530 d	135	08/98→09/00	➔	09/98→		03.0137-9062.2 669062	
540 i	210	01/97→05/04	➔	05/97→ 07/03		03.0137-9062.2 669062	
<b>Reparaturatz, Automatische Nachstellung</b>							
520 d	100	02/00→09/03		04/00→ 07/03		03.0137-9700.2 669700	
525 d	120	02/00→05/04				03.0137-9702.2 669702	
520 i	100	04/99→05/04		→ 07/03		03.0137-9700.2 669700	
520 i	120	09/00→05/04				03.0137-9702.2 669702	
520 i	125	09/00→05/04					
530 d	142	09/00→05/04					
520 i	110	01/97→09/00		05/97→		03.0137-9700.2 669700	
523 i	125	09/96→08/00				03.0137-9702.2 669702	
528 i	142	01/97→09/00					
523 i	120	09/98→08/00				03.0137-9700.2 669700	
525 i	141	09/00→05/04		10/00→ 07/03		03.0137-9700.2 669700	
530 i	170	09/00→05/04				03.0137-9702.2 669702	
525 tds	105	03/97→05/04		06/98→ 09/00		03.0137-9700.2 669700	
530 d	135	08/98→09/00		09/98→		03.0137-9702.2 669702	
540 i	210	01/97→05/04		05/97→ 07/03		03.0137-9700.2 669700	
						03.0137-9702.2 669702	
 <b>Seilzug, Feststellbremse</b>							
520 d	100	02/00→09/03	➔	☑; 04/00→ 07/03; Scheibenbremse		24.3727-0246.2 580246	L= 1.877 + Zub
525 d	120	02/00→05/04	➔	☐; 04/00→ 07/03; Scheibenbremse		24.3727-0247.2 580247	L= 1.924 + Zub
↓							

	kW				!#		
<b>BMW - 5 Touring (E39) 09/96→05/04</b>							
 <b>Seilzug, Feststellbremse</b>							
520 i	100	04/99→05/04	➔	☐; → 07/03; Scheibenbremse		24.3727-0246.2 580246	L= 1.877 + Zub
520 i	120	09/00→05/04	➔	☐; → 07/03; Scheibenbremse		24.3727-0247.2 580247	L= 1.924 + Zub
520 i	125	09/00→05/04	➔				
530 d	142	09/00→05/04	➔				
520 i	110	01/97→09/00	➔	☐; 05/97→; Scheibenbremse		24.3727-0246.2 580246	L= 1.877 + Zub
523 i	125	09/96→08/00	➔	☐; 05/97→; Scheibenbremse		24.3727-0247.2 580247	L= 1.924 + Zub
528 i	142	01/97→09/00	➔				
523 i	120	09/98→08/00	➔	☐; Scheibenbremse		24.3727-0246.2 580246	L= 1.877 + Zub
			➔	☐; Scheibenbremse		24.3727-0247.2 580247	L= 1.924 + Zub
525 i	141	09/00→05/04	➔	☐; 10/00→ 07/03; Scheibenbremse		24.3727-0246.2 580246	L= 1.877 + Zub
530 i	170	09/00→05/04	➔	☐; 10/00→ 07/03; Scheibenbremse		24.3727-0247.2 580247	L= 1.924 + Zub
525 tds	105	03/97→05/04	➔	☐; 06/98→ 09/00; Scheibenbremse		24.3727-0246.2 580246	L= 1.877 + Zub
			➔	☐; 06/98→ 09/00; Scheibenbremse		24.3727-0247.2 580247	L= 1.924 + Zub
530 d	135	08/98→09/00	➔	☐; 09/98→; Scheibenbremse		24.3727-0246.2 580246	L= 1.877 + Zub
			➔	☐; 09/98→; Scheibenbremse		24.3727-0247.2 580247	L= 1.924 + Zub
540 i	210	01/97→05/04	➔	☐; 05/97→ 07/03; Scheibenbremse		24.3727-0246.2 580246	L= 1.877 + Zub
			➔	☐; 05/97→ 07/03; Scheibenbremse		24.3727-0247.2 580247	L= 1.924 + Zub
<b>BMW - 5 Touring (E61) 03/04→12/10</b>							
 <b>Bremsbackensatz, Feststellbremse</b>							
520 d	110	04/05→02/08	➔	09/05→		03.0137-0419.2 650419	Ø 185 x 30
520 d	120	04/05→02/08	➔	07/05→		03.0137-0419.2 650419	Ø 185 x 30
523 i	130	10/04→02/07					
525 i	160	10/04→03/10					
530 d	170	02/05→02/07					
530 i	190	09/04→02/07					
530 xd	170	02/05→02/07					
530 xi	190	04/05→02/07					
520 d	130	03/07→05/10	➔	09/07→		03.0137-0419.2 650419	Ø 185 x 30
520 i	120	07/07→08/10	➔	→ 05/10		03.0137-0419.2 650419	Ø 185 x 30
520 i	125	09/07→12/10					
525 i	155	01/07→12/10					
525 i	160	01/07→12/10					
525 i xDrive	160	09/08→12/10					
525 xi	160	07/05→12/10					
525 xi	160	01/07→12/10					
550 i	270	07/05→12/10					
M5	373	02/07→12/10					
523 i	140	01/07→12/10	➔	03/07→ 05/10		03.0137-0419.2 650419	Ø 185 x 30
530 i	200	01/07→12/10					
535 d	210	01/07→12/10					
523 i	140	03/07→01/10	➔			03.0137-0419.2 650419	Ø 185 x 30
525 d	145	03/07→05/10					
525 d xDrive	145	09/08→05/10					
525 i	155	07/05→12/10					
525 xd	145	09/07→09/08					
530 d xDrive	173	09/07→05/10					
530 i xDrive	200	09/08→05/10					
530 xi	200	09/06→09/08					
530 xi	200	03/07→05/10					
525 d	120	03/04→03/07	➔	12/04→		03.0137-0419.2 650419	Ø 185 x 30
525 d	130	03/04→03/07	➔	05/04→		03.0137-0419.2 650419	Ø 185 x 30
530 d	155	03/04→05/10					
530 d	160	03/04→09/05					
525 i	141	06/04→12/10	➔	→ 03/05		03.0137-0419.2 650419	Ø 185 x 30
530 d	173	02/07→05/10	➔	03/07→		03.0137-0419.2 650419	Ø 185 x 30
530 i	200	09/06→03/10					
530 xd	173	01/07→08/07					
535 d	200	09/04→12/10	➔	→ 03/07		03.0137-0419.2 650419	Ø 185 x 30
545 i	245	06/04→12/10	➔	→ 08/05		03.0137-0419.2 650419	Ø 185 x 30
<b>Zubehörsatz, Feststellbremsbacken</b>							
520 d	110	04/05→02/08	➔	09/05→		03.0137-9288.2 669288	
520 d	120	04/05→02/08	➔	07/05→		03.0137-9288.2 669288	
523 i	130	10/04→02/07					
525 i	160	10/04→03/10					
530 d	170	02/05→02/07					
530 i	190	09/04→02/07					
530 xd	170	02/05→02/07					
530 xi	190	04/05→02/07					
↓							

	kW				#		
<b>BMW - 5 Touring (E61) 03/04→12/10</b>							
<b>Zubehörsatz, Feststellbremsbacken</b>							
520 d	130	03/07→05/10	➡	09/07→		03.0137-9288.2 669288	
520 i	120	07/07→08/10	➡	→ 05/10		03.0137-9288.2 669288	
520 i	125	09/07→12/10					
525 i	155	01/07→12/10					
525 i	160	01/07→12/10					
525 i xDrive	160	09/08→12/10					
525 xi	160	07/05→12/10					
525 xi	160	01/07→12/10					
550 i	270	07/05→12/10					
M5	373	02/07→12/10					
523 i	140	01/07→12/10	➡	03/07→ 05/10		03.0137-9288.2 669288	
530 i	200	01/07→12/10					
535 d	210	01/07→12/10					
523 i	140	03/07→01/10	➡			03.0137-9288.2 669288	
525 d	145	03/07→05/10					
525 d xDrive	145	09/08→05/10					
525 i	155	07/05→12/10					
525 xd	145	09/07→09/08					
530 d xDrive	173	09/07→05/10					
530 i xDrive	200	09/08→05/10					
530 xi	200	09/06→09/08					
530 xi	200	03/07→05/10					
525 d	120	03/04→03/07	➡	12/04→		03.0137-9288.2 669288	
525 d	130	03/04→03/07	➡	05/04→		03.0137-9288.2 669288	
530 d	155	03/04→05/10					
530 d	160	03/04→09/05					
525 i	141	06/04→12/10	➡	→ 03/05		03.0137-9288.2 669288	
530 d	173	02/07→05/10	➡	03/07→		03.0137-9288.2 669288	
530 i	200	09/06→03/10					
530 xd	173	01/07→08/07					
535 d	200	09/04→12/10	➡	→ 03/07		03.0137-9288.2 669288	
545 i	245	06/04→12/10	➡	→ 08/05		03.0137-9288.2 669288	
<b>Seilzug, Feststellbremse</b>							
520 d	110	04/05→02/08	➡	☐; 09/05→; Scheibenbremse		24.3727-0236.2 580236	L= 1.681
			➡	☐; 09/05→; Scheibenbremse		24.3727-0237.2 580237	L= 1.673
520 d	120	04/05→02/08	➡	☐; 07/05→; Scheibenbremse		24.3727-0236.2 580236	L= 1.681
523 i	130	10/04→02/07					
525 i	160	10/04→03/10	➡	☐; 07/05→; Scheibenbremse		24.3727-0237.2 580237	L= 1.673
530 d	170	02/05→02/07					
530 i	190	09/04→02/07					
530 xd	170	02/05→02/07					
530 xi	190	04/05→02/07					
520 d	130	03/07→05/10	➡	☐; 09/07→; Scheibenbremse		24.3727-0236.2 580236	L= 1.681
			➡	☐; 09/07→; Scheibenbremse		24.3727-0237.2 580237	L= 1.673
520 i	120	07/07→08/10	➡	☐; → 05/10; Scheibenbremse		24.3727-0236.2 580236	L= 1.681
520 i	125	09/07→12/10					
525 i	155	01/07→12/10	➡	☐; → 05/10; Scheibenbremse		24.3727-0237.2 580237	L= 1.673
525 i	160	01/07→12/10					
525 i xDrive	160	09/08→12/10					
525 xi	160	07/05→12/10					
525 xi	160	01/07→12/10					
550 i	270	07/05→12/10					
M5	373	02/07→12/10					
523 i	140	01/07→12/10	➡	☐; 03/07→ 05/10; Scheibenbremse		24.3727-0236.2 580236	L= 1.681
530 i	200	01/07→12/10					
535 d	210	01/07→12/10	➡	☐; 03/07→ 05/10; Scheibenbremse		24.3727-0237.2 580237	L= 1.673
523 i	140	03/07→01/10	➡	☐; Scheibenbremse		24.3727-0236.2 580236	L= 1.681
525 d	145	03/07→05/10					
525 d xDrive	145	09/08→05/10	➡	☐; Scheibenbremse		24.3727-0237.2 580237	L= 1.673
525 i	155	07/05→12/10					
525 xd	145	09/07→09/08					
530 d xDrive	173	09/07→05/10					
530 i xDrive	200	09/08→05/10					
530 xi	200	09/06→09/08					
530 xi	200	03/07→05/10					
525 d	120	03/04→03/07	➡	☐; 12/04→; Scheibenbremse		24.3727-0236.2 580236	L= 1.681
			➡	☐; 12/04→; Scheibenbremse		24.3727-0237.2 580237	L= 1.673
525 d	130	03/04→03/07	➡	☐; 05/04→; Scheibenbremse		24.3727-0236.2 580236	L= 1.681
530 d	155	03/04→05/10					
530 d	160	03/04→09/05	➡	☐; 05/04→; Scheibenbremse		24.3727-0237.2 580237	L= 1.673
525 i	141	06/04→12/10	➡	☐; → 03/05; Scheibenbremse		24.3727-0236.2 580236	L= 1.681
			➡	☐; → 03/05; Scheibenbremse		24.3727-0237.2 580237	L= 1.673
530 d	173	02/07→05/10	➡	☐; 03/07→; Scheibenbremse		24.3727-0236.2 580236	L= 1.681
↓							

	kW				!#		
<b>BMW - 5 Touring (E61) 03/04→12/10</b>							
 <b>Seilzug, Feststellbremse</b>							
530 i 530 xd	200 173	09/06→03/10 01/07→08/07	➡	☐; 03/07→; Scheibenbremse		24.3727-0237.2 580237	L= 1.673
535 d	200	09/04→12/10	➡	☐; → 03/07; Scheibenbremse		24.3727-0236.2 580236	L= 1.681
			➡	☐; → 03/07; Scheibenbremse		24.3727-0237.2 580237	L= 1.673
545 i	245	06/04→12/10	➡	☐; → 08/05; Scheibenbremse		24.3727-0236.2 580236	L= 1.681
			➡	☐; → 08/05; Scheibenbremse		24.3727-0237.2 580237	L= 1.673
<b>BMW - 6 (E63) 01/04→12/10</b>							
 <b>Bremsbackensatz, Feststellbremse</b>							
630 i	190	02/04→07/07	➡	07/04→		03.0137-0419.2 650419	Ø 185 x 30
630 i 635 d	200 210	07/07→07/10 07/07→07/10	➡	09/07→		03.0137-0419.2 650419	Ø 185 x 30
645 Ci 650 i M	245 270 373	01/04→08/05 07/05→07/10 09/05→07/10	➡			03.0137-0419.2 650419	Ø 185 x 30
<b>Zubehörsatz, Feststellbremsbacken</b>							
630 i	190	02/04→07/07	➡	07/04→		03.0137-9288.2 669288	
630 i 635 d	200 210	07/07→07/10 07/07→07/10	➡	09/07→		03.0137-9288.2 669288	
645 Ci 650 i M	245 270 373	01/04→08/05 07/05→07/10 09/05→07/10	➡			03.0137-9288.2 669288	
<b>BMW - 6 Cabriolet (E64) 03/04→12/10</b>							
 <b>Bremsbackensatz, Feststellbremse</b>							
630 i	190	03/04→07/07	➡	07/04→		03.0137-0419.2 650419	Ø 185 x 30
630 i 635 d	200 210	07/07→07/10 07/07→07/10	➡	09/07→		03.0137-0419.2 650419	Ø 185 x 30
645 Ci 650 i	245 270	04/04→08/05 07/05→07/10	➡			03.0137-0419.2 650419	Ø 185 x 30
<b>Zubehörsatz, Feststellbremsbacken</b>							
630 i	190	03/04→07/07	➡	07/04→		03.0137-9288.2 669288	
630 i 635 d	200 210	07/07→07/10 07/07→07/10	➡	09/07→		03.0137-9288.2 669288	
645 Ci 650 i	245 270	04/04→08/05 07/05→07/10	➡			03.0137-9288.2 669288	
<b>BMW - 7 (E38) 09/94→11/01</b>							
 <b>Bremsbackensatz, Feststellbremse</b>							
725 tds	105	04/96→11/01	➡	05/96→		03.0137-0150.2 650150	Ø 180 x 25
728 i, iL	142	08/95→11/01	➡			03.0137-0150.2 650150	Ø 180 x 25
			➡	01/96→		03.0137-0150.2 650150	Ø 180 x 25
728i X 730 d 730 i, iL 730 i, iL 735 i, iL 735 i, iL 740 d 740 i, iL 740 i, iL 740 i, iL 750 i, iL 730 d	142 142 155 160 173 175 180 210 210 210 240 135	11/95→09/01 04/00→11/01 10/94→11/01 10/94→11/01 01/96→12/98 09/98→07/01 05/99→11/01 10/94→11/01 01/96→11/01 09/94→11/01 08/98→04/00	➡			03.0137-0150.2 650150	Ø 180 x 25
<b>Zubehörsatz, Feststellbremsbacken</b>							
725 tds	105	04/96→11/01	➡	05/96→		03.0137-9062.2 669062	
728 i, iL	142	08/95→11/01	➡			03.0137-9062.2 669062	
			➡	01/96→		03.0137-9062.2 669062	
728i X 730 d 730 i, iL 730 i, iL 735 i, iL 735 i, iL 740 d 740 i, iL 740 i, iL 740 i, iL ↓	142 142 155 160 173 175 180 210 210 210	11/95→09/01 04/00→11/01 10/94→11/01 10/94→11/01 01/96→12/98 09/98→07/01 05/99→11/01 10/94→11/01 01/96→11/01 01/96→11/01	➡			03.0137-9062.2 669062	

	kW				!#		
<b>BMW - 7 (E38) 09/94→11/01</b>							
<b>Zubehörsatz, Feststellbremsbacken</b>							
750 i, iL	240	09/94→11/01	➔			03.0137-9062.2 669062	
730 d	135	08/98→04/00	➔	09/98→		03.0137-9062.2 669062	
<b>Reparatursatz, Automatische Nachstellung</b>							
725 tds	105	04/96→11/01		05/96→		03.0137-9700.2 669700	
728 i, iL	142	08/95→11/01		01/96→		03.0137-9700.2 669700	
						03.0137-9700.2 669700	
728i X	142	11/95→09/01				03.0137-9700.2 669700	
730 d	142	04/00→11/01					
730 i, iL	155	10/94→11/01					
730 i, iL	160	10/94→11/01					
735 i, iL	173	01/96→12/98					
735 i, iL	175	09/98→07/01					
740 d	180	05/99→11/01					
740 i, iL	210	10/94→11/01					
740 i, iL	210	01/96→11/01					
750 i, iL	240	09/94→11/01					
730 d	135	08/98→04/00		09/98→		03.0137-9700.2 669700	
<b> Seilzug, Feststellbremse</b>							
725 tds	105	04/96→11/01	➔	<input type="checkbox"/> ; 05/96→; Scheibenbremse		24.3727-0232.2 580232	L= 1.265
			➔	<input type="checkbox"/> ; 05/96→; Scheibenbremse		24.3727-0239.2 580239	L= 1.119
728 i, iL	142	08/95→11/01	➔	<input type="checkbox"/> ; Scheibenbremse		24.3727-0232.2 580232	L= 1.265
			➔	<input type="checkbox"/> ; 01/96→; Scheibenbremse		24.3727-0232.2 580232	L= 1.265
			➔	<input type="checkbox"/> ; 01/96→; Scheibenbremse		24.3727-0239.2 580239	L= 1.119
			➔	<input type="checkbox"/> ; Scheibenbremse		24.3727-0239.2 580239	L= 1.119
728i X	142	11/95→09/01	➔	<input type="checkbox"/> ; Scheibenbremse		24.3727-0232.2 580232	L= 1.265
730 d	142	04/00→11/01					
730 i, iL	155	10/94→11/01	➔	<input type="checkbox"/> ; Scheibenbremse		24.3727-0239.2 580239	L= 1.119
730 i, iL	160	10/94→11/01					
735 i, iL	173	01/96→12/98					
735 i, iL	175	09/98→07/01					
740 d	180	05/99→11/01					
740 i, iL	210	10/94→11/01					
740 i, iL	210	01/96→11/01					
750 i, iL	240	09/94→11/01					
730 d	135	08/98→04/00	➔	<input type="checkbox"/> ; 09/98→; Scheibenbremse		24.3727-0232.2 580232	L= 1.265
			➔	<input type="checkbox"/> ; 09/98→; Scheibenbremse		24.3727-0239.2 580239	L= 1.119
<b>BMW - 7 (E65, E66, E67) 11/01→12/09</b>							
<b> Bremsbackensatz, Feststellbremse</b>							
730 d	150	10/02→07/08	➔			03.0137-0419.2 650419	Ø 185 x 30
730 d	155	10/02→07/08					
730 i, Li	170	03/03→07/08					
730 Ld	170	07/05→08/08					
735 i, Li	200	11/01→02/05					
740 d	190	10/02→02/05					
740 i, Li	225	07/05→07/08					
745 d	220	03/05→08/05					
745 d	242	07/05→07/08					
745 i, Li	245	11/01→07/08					
750 i, Li	270	07/05→07/08					
730 d	160	06/02→02/05	➔	09/02→		03.0137-0419.2 650419	Ø 185 x 30
730 i, Li	190	03/05→07/08	➔	07/05→		03.0137-0419.2 650419	Ø 185 x 30
760 i, Li	327	01/03→07/08	➔	03/03→		03.0137-0419.2 650419	Ø 185 x 30
760 i, Li	326	11/01→12/09	➔	03/03→ 08/08		03.0137-0419.2 650419	Ø 185 x 30
<b>Zubehörsatz, Feststellbremsbacken</b>							
730 d	150	10/02→07/08	➔			03.0137-9288.2 669288	
730 d	155	10/02→07/08					
730 i, Li	170	03/03→07/08					
730 Ld	170	07/05→08/08					
735 i, Li	200	11/01→02/05					
740 d	190	10/02→02/05					
740 i, Li	225	07/05→07/08					
745 d	220	03/05→08/05					
745 d	242	07/05→07/08					
745 i, Li	245	11/01→07/08					
750 i, Li	270	07/05→07/08					
730 d	160	06/02→02/05	➔	09/02→		03.0137-9288.2 669288	
↓							

	kW				#		
<b>BMW - 7 (E65, E66, E67) 11/01→12/09</b>							
<b>Zubehörsatz, Feststellbremsbacken</b>							
730 i, Li	190	03/05→07/08	➡	07/05→		03.0137-9288.2 669288	
760 i, Li	327	01/03→07/08	➡	03/03→		03.0137-9288.2 669288	
760 i, Li	326	11/01→12/09	➡	03/03→ 08/08		03.0137-9288.2 669288	
<b>BMW - 7 (F01, F02, F03, F04) 02/08→12/15</b>							
<b> Bremsbackensatz, Feststellbremse</b>							
730 d	155	02/08→05/15	➡	09/08→		03.0137-0419.2 650419	Ø 185 x 30
730 d	180	02/08→07/12					
730 i, Li	190	06/08→12/15					
730 d	190	07/12→05/15	➡			03.0137-0419.2 650419	Ø 185 x 30
740 d	225	09/09→12/15					
740 d	230	07/12→12/15					
740 d xDrive	230	07/12→12/15					
740 i	240	10/08→12/15					
740 i, Li	235	07/12→12/15					
740 i, Li xDrive	235	07/12→12/15					
750 d xDrive	280	07/12→12/15					
750 i	300	10/08→12/15					
750 i	330	10/12→12/15					
750 i xDrive	300	09/09→12/15					
750 i xDrive	330	10/12→12/15					
760 i	400	09/09→12/15					
730 d xDrive	155	11/11→05/15	➡	06/12→		03.0137-0419.2 650419	Ø 185 x 30
730 d xDrive	190	11/11→05/15					
ActiveHybrid	235	05/11→05/15					
ActiveHybrid	260	05/11→05/15					
740 d xDrive	225	09/09→12/15	➡	09/10→		03.0137-0419.2 650419	Ø 185 x 30
ActiveHybrid	330	09/09→06/12	➡	03/10→		03.0137-0419.2 650419	Ø 185 x 30
ActiveHybrid	342	09/09→06/12					
<b>Zubehörsatz, Feststellbremsbacken</b>							
730 d	155	02/08→05/15		09/08→		03.0137-9288.2 669288	
730 d	180	02/08→07/12					
730 i, Li	190	06/08→12/15					
730 d	190	07/12→05/15				03.0137-9288.2 669288	
740 d	225	09/09→12/15					
740 d	230	07/12→12/15					
740 d xDrive	230	07/12→12/15					
740 i	240	10/08→12/15					
740 i, Li	235	07/12→12/15					
740 i, Li xDrive	235	07/12→12/15					
750 d xDrive	280	07/12→12/15					
750 i	300	10/08→12/15					
750 i	330	10/12→12/15					
750 i xDrive	300	09/09→12/15					
750 i xDrive	330	10/12→12/15					
760 i	400	09/09→12/15					
730 d xDrive	155	11/11→05/15		06/12→		03.0137-9288.2 669288	
730 d xDrive	190	11/11→05/15					
ActiveHybrid	235	05/11→05/15					
ActiveHybrid	260	05/11→05/15					
740 d xDrive	225	09/09→12/15		09/10→		03.0137-9288.2 669288	
ActiveHybrid	330	09/09→06/12		03/10→		03.0137-9288.2 669288	
ActiveHybrid	342	09/09→06/12					
<b>BMW - 8 (E31) 04/90→12/99</b>							
<b> Bremsbackensatz, Feststellbremse</b>							
840 Ci	210	01/96→12/99	➡	→ 08/99		03.0137-0150.2 650150	Ø 180 x 25
840 i	210	02/93→02/96	➡			03.0137-0150.2 650150	Ø 180 x 25
850 Ci	240	09/94→12/99					
850 CSi	280	11/92→12/96	➡	→ 10/96		03.0137-0150.2 650150	Ø 180 x 25
<b>Zubehörsatz, Feststellbremsbacken</b>							
840 Ci	210	01/96→12/99	➡	→ 08/99		03.0137-9062.2 669062	
840 i	210	02/93→02/96	➡			03.0137-9062.2 669062	
850 Ci	240	09/94→12/99					
850 CSi	280	11/92→12/96	➡	→ 10/96		03.0137-9062.2 669062	
<b>BMW - X1 (E84) 03/09→06/15</b>							
<b> Bremsbackensatz, Feststellbremse</b>							
sDrive 16 d	85	04/12→06/15		07/12→		03.0137-0305.2 650305	Ø 185 x 20
xDrive 25 d	160	10/09→06/15					
sDrive 16 i	105	03/13→06/15				03.0137-0305.2 650305	Ø 185 x 20
↓							



**BMW - X1 (E84) 03/09→06/15**

**Bremsbackensatz, Feststellbremse**

sDrive 18 d	105	10/09→06/15				<b>03.0137-0305.2 650305</b>	Ø 185 x 20
sDrive 20 d	120	03/10→06/15					
sDrive 20 d	130	10/09→06/15					
sDrive 20 d	135	07/12→06/15					
sDrive 20 i	135	09/11→06/15					
xDrive 18 d	105	10/09→06/15					
xDrive 20 d	120	03/10→06/15					
xDrive 20 d	130	10/09→06/15					
xDrive 20 d	135	07/12→06/15					
xDrive 20 i	135	09/11→06/15					
xDrive 23 d	150	10/09→06/15					
xDrive 28 i	180	04/11→06/15					
xDrive 28 i	190	10/09→06/15					
xDrive 28 i Flex	180	04/11→06/15					
sDrive 18 d	100	03/09→06/15		10/09→		<b>03.0137-0305.2 650305</b>	Ø 185 x 20
xDrive 18 d	100	03/09→06/15					
sDrive 18 i	100	03/09→06/15		03/10→		<b>03.0137-0305.2 650305</b>	Ø 185 x 20
sDrive 18 i	110	01/10→06/15					
xDrive 25 i	160	01/10→06/15					

**Zubehörsatz, Feststellbremsbacken**

sDrive 16 d	85	04/12→06/15		07/12→		<b>03.0137-9062.2 669062</b>	
xDrive 25 d	160	10/09→06/15					
sDrive 16 i	105	03/13→06/15				<b>03.0137-9062.2 669062</b>	
sDrive 18 d	105	10/09→06/15					
sDrive 20 d	120	03/10→06/15					
sDrive 20 d	130	10/09→06/15					
sDrive 20 d	135	07/12→06/15					
sDrive 20 i	135	09/11→06/15					
xDrive 18 d	105	10/09→06/15					
xDrive 20 d	120	03/10→06/15					
xDrive 20 d	130	10/09→06/15					
xDrive 20 d	135	07/12→06/15					
xDrive 20 i	135	09/11→06/15					
xDrive 23 d	150	10/09→06/15					
xDrive 28 i	180	04/11→06/15					
xDrive 28 i	190	10/09→06/15					
xDrive 28 i Flex	180	04/11→06/15					
sDrive 18 d	100	03/09→06/15		10/09→		<b>03.0137-9062.2 669062</b>	
xDrive 18 d	100	03/09→06/15					
sDrive 18 i	100	03/09→06/15		03/10→		<b>03.0137-9062.2 669062</b>	
sDrive 18 i	110	01/10→06/15					
xDrive 25 i	160	01/10→06/15					










**Reparaturatz, Automatische Nachstellung**










sDrive 16 d	85	04/12→06/15		07/12→		<b>03.0137-9700.2 669700</b>	
xDrive 25 d	160	10/09→06/15				<b>03.0137-9702.2 669702</b>	
sDrive 16 i	105	03/13→06/15				<b>03.0137-9700.2 669700</b>	
sDrive 18 d	105	10/09→06/15				<b>03.0137-9702.2 669702</b>	
sDrive 20 d	120	03/10→06/15					
sDrive 20 d	130	10/09→06/15					
sDrive 20 d	135	07/12→06/15					
sDrive 20 i	135	09/11→06/15					
xDrive 18 d	105	10/09→06/15					
xDrive 20 d	120	03/10→06/15					
xDrive 20 d	130	10/09→06/15					
xDrive 20 d	135	07/12→06/15					
xDrive 20 i	135	09/11→06/15					
xDrive 23 d	150	10/09→06/15					
xDrive 28 i	180	04/11→06/15					
xDrive 28 i	190	10/09→06/15					
xDrive 28 i Flex	180	04/11→06/15					
sDrive 18 d	100	03/09→06/15		10/09→		<b>03.0137-9700.2 669700</b>	
xDrive 18 d	100	03/09→06/15				<b>03.0137-9702.2 669702</b>	
sDrive 18 i	100	03/09→06/15		03/10→		<b>03.0137-9700.2 669700</b>	
sDrive 18 i	110	01/10→06/15				<b>03.0137-9702.2 669702</b>	
xDrive 25 i	160	01/10→06/15					









**BMW - X3 (E83) 01/03→12/11**










**Bremsbackensatz, Feststellbremse**











2.0 d	110	11/03→08/07	➡	08/04→		<b>03.0137-0419.2 650419</b>	Ø 185 x 30
2.0 d	130	03/07→03/09	➡			<b>03.0137-0419.2 650419</b>	Ø 185 x 30
2.0 i	110	07/05→08/08					
2.5 si	160	09/06→08/08					
2.5 si xDrive	155	07/06→12/08					
3.0 d	150	01/04→08/05					
3.0 d	155	09/05→08/08					
3.0 d	160	09/05→08/08					
3.0 i xDrive	170	01/04→08/06					

	kW				#		
<b>BMW - X3 (E83) 01/03→12/11</b>							
 <b>Bremsbackensatz, Feststellbremse</b>							
3.0 sd	210	09/06→08/08	➔			03.0137-0419.2 650419	Ø 185 x 30
3.0 si	200	09/06→08/08	➔				
xDrive 25 i	160	09/08→12/11	➔				
xDrive 30 d	155	09/08→08/10	➔				
xDrive 30 d	160	09/08→08/10	➔				
2.5 i	141	01/04→08/06	➔	03/04→		03.0137-0419.2 650419	Ø 185 x 30
xDrive 18 d	100	04/09→12/11	➔	→ 08/10		03.0137-0419.2 650419	Ø 185 x 30
xDrive 18 d	105	09/08→12/11	➔				
xDrive 20 i	110	09/08→08/11	➔				
xDrive 30 i	200	09/08→12/11	➔				
xDrive 35 d	210	09/08→08/11	➔				
xDrive 20 d	120	09/07→08/10	➔	09/08→		03.0137-0419.2 650419	Ø 185 x 30
xDrive 20 d	130	09/07→08/10	➔				
<b>Zubehörsatz, Feststellbremsbacken</b>							
2.0 d	110	11/03→08/07	➔	08/04→		03.0137-9288.2 669288	
2.0 d	130	03/07→03/09	➔			03.0137-9288.2 669288	
2.0 i	110	07/05→08/08	➔				
2.5 si	160	09/06→08/08	➔				
2.5 si xDrive	155	07/06→12/08	➔				
3.0 d	150	01/04→08/05	➔				
3.0 d	155	09/05→08/08	➔				
3.0 d	160	09/05→08/08	➔				
3.0 i xDrive	170	01/04→08/06	➔				
3.0 sd	210	09/06→08/08	➔				
3.0 si	200	09/06→08/08	➔				
xDrive 25 i	160	09/08→12/11	➔				
xDrive 30 d	155	09/08→08/10	➔				
xDrive 30 d	160	09/08→08/10	➔				
2.5 i	141	01/04→08/06	➔	03/04→		03.0137-9288.2 669288	
xDrive 18 d	100	04/09→12/11	➔	→ 08/10		03.0137-9288.2 669288	
xDrive 18 d	105	09/08→12/11	➔				
xDrive 20 i	110	09/08→08/11	➔				
xDrive 30 i	200	09/08→12/11	➔				
xDrive 35 d	210	09/08→08/11	➔				
xDrive 20 d	120	09/07→08/10	➔	09/08→		03.0137-9288.2 669288	
xDrive 20 d	130	09/07→08/10	➔				
 <b>Seilzug, Feststellbremse</b>							
2.0 d	110	11/03→08/07	➔	<input type="checkbox"/> ; 08/04→; Scheibenbremse		24.3727-0235.2 580235	L= 1.613
			➔	<input checked="" type="checkbox"/> ; 08/04→; Scheibenbremse		24.3727-0238.2 580238	L= 1.634
2.0 d	130	03/07→03/09	➔	<input type="checkbox"/> ; Scheibenbremse		24.3727-0235.2 580235	L= 1.613
2.0 i	110	07/05→08/08	➔				
2.5 si	160	09/06→08/08	➔	<input checked="" type="checkbox"/> ; Scheibenbremse		24.3727-0238.2 580238	L= 1.634
2.5 si xDrive	155	07/06→12/08	➔				
3.0 d	150	01/04→08/05	➔				
3.0 d	155	09/05→08/08	➔				
3.0 d	160	09/05→08/08	➔				
3.0 i xDrive	170	01/04→08/06	➔				
3.0 sd	210	09/06→08/08	➔				
3.0 si	200	09/06→08/08	➔				
xDrive 25 i	160	09/08→12/11	➔				
xDrive 30 d	155	09/08→08/10	➔				
xDrive 30 d	160	09/08→08/10	➔				
2.5 i	141	01/04→08/06	➔	<input type="checkbox"/> ; 03/04→; Scheibenbremse		24.3727-0235.2 580235	L= 1.613
			➔	<input checked="" type="checkbox"/> ; 03/04→; Scheibenbremse		24.3727-0238.2 580238	L= 1.634
xDrive 18 d	100	04/09→12/11	➔	<input type="checkbox"/> ; → 08/10; Scheibenbremse		24.3727-0235.2 580235	L= 1.613
xDrive 18 d	105	09/08→12/11	➔				
xDrive 20 i	110	09/08→08/11	➔	<input checked="" type="checkbox"/> ; → 08/10; Scheibenbremse		24.3727-0238.2 580238	L= 1.634
xDrive 30 i	200	09/08→12/11	➔				
xDrive 35 d	210	09/08→08/11	➔				
xDrive 20 d	120	09/07→08/10	➔	<input type="checkbox"/> ; 09/08→; Scheibenbremse		24.3727-0235.2 580235	L= 1.613
xDrive 20 d	130	09/07→08/10	➔	<input checked="" type="checkbox"/> ; 09/08→; Scheibenbremse		24.3727-0238.2 580238	L= 1.634
<b>BMW - X5 (E53) 05/00→02/07</b>							
 <b>Bremsbackensatz, Feststellbremse</b>							
3.0 d	135	05/01→12/03	➔	→ 09/03		03.0137-0419.2 650419	Ø 185 x 30
4.4 i	210	05/00→12/03	➔				
4.6 is	255	02/02→12/03	➔				
3.0 d	155	09/03→12/06	➔	10/03→		03.0137-0419.2 650419	Ø 185 x 30
3.0 d	160	12/03→12/06	➔			03.0137-0419.2 650419	Ø 185 x 30
3.0 i	170	05/00→12/06	➔				
4.4 i	235	12/03→09/06	➔				
4.8 is	265	04/04→09/06	➔				
↓							













	kW				#		
<b>BMW - X5 (E53) 05/00→02/07</b>							
<b>Zubehörsatz, Feststellbremsbacken</b>							
3.0 d	135	05/01→12/03	➡	→ 09/03		03.0137-9288.2	669288
4.4 i	210	05/00→12/03					
4.6 is	255	02/02→12/03					
3.0 d	155	09/03→12/06	➡	10/03→		03.0137-9288.2	669288
3.0 d	160	12/03→12/06	➡			03.0137-9288.2	669288
3.0 i	170	05/00→12/06					
4.4 i	235	12/03→09/06					
4.8 is	265	04/04→09/06					
<b> Seilzug, Feststellbremse</b>							
3.0 d	135	05/01→12/03	➡	⚠; → 09/03; für Linkslenker; Scheibenbremse	2	24.3727-0231.2	580231 L= 1.942
4.4 i	210	05/00→12/03					
4.6 is	255	02/02→12/03					
3.0 d	155	09/03→12/06	➡	⚠; 10/03→; für Linkslenker; Scheibenbremse	2	24.3727-0231.2	580231 L= 1.942
3.0 d	160	12/03→12/06	➡	⚠; für Linkslenker; Scheibenbremse	2	24.3727-0231.2	580231 L= 1.942
3.0 i	170	05/00→12/06					
4.4 i	235	12/03→09/06					
4.8 is	265	04/04→09/06					
<b>BMW - X5 (E70) 02/06→07/13</b>							
<b> Bremsbackensatz, Feststellbremse</b>							
3.0 d	155	02/07→09/08	➡			03.0137-0419.2	650419 Ø 185 x 30
3.0 d	173	02/07→09/08					
4.8 i xDrive	261	02/07→09/08					
M	408	09/09→06/13					
xDrive 35 i	225	09/10→06/13					
xDrive 35 i	235	02/12→06/13					
xDrive 40 d	225	09/10→06/13					
xDrive 40 i	225	01/12→06/13					
3.0 sd	210	10/07→03/10	➡	→ 09/08		03.0137-0419.2	650419 Ø 185 x 30
3.0 si	200	02/06→09/08	➡	01/07→		03.0137-0419.2	650419 Ø 185 x 30
M 50 d	280	08/11→06/13	➡	06/12→		03.0137-0419.2	650419 Ø 185 x 30
xDrive 30 d	155	10/08→07/13	➡	08/09→		03.0137-0419.2	650419 Ø 185 x 30
xDrive 30 d	173	10/08→03/10					
xDrive 30 i	171	09/08→12/10					
xDrive 30 i	200	09/08→03/10					
xDrive 35 d	210	09/08→06/13					
xDrive 48 i	261	09/08→06/13					
xDrive 30 d	180	04/10→07/13	➡	09/10→		03.0137-0419.2	650419 Ø 185 x 30
xDrive 50 i	300	07/09→06/13	➡	03/10→		03.0137-0419.2	650419 Ø 185 x 30
<b>Zubehörsatz, Feststellbremsbacken</b>							
3.0 d	155	02/07→09/08	➡			03.0137-9288.2	669288
3.0 d	173	02/07→09/08					
4.8 i xDrive	261	02/07→09/08					
M	408	09/09→06/13					
xDrive 35 i	225	09/10→06/13					
xDrive 35 i	235	02/12→06/13					
xDrive 40 d	225	09/10→06/13					
xDrive 40 i	225	01/12→06/13					
3.0 sd	210	10/07→03/10	➡	→ 09/08		03.0137-9288.2	669288
3.0 si	200	02/06→09/08	➡	01/07→		03.0137-9288.2	669288
M 50 d	280	08/11→06/13	➡	06/12→		03.0137-9288.2	669288
xDrive 30 d	155	10/08→07/13	➡	08/09→		03.0137-9288.2	669288
xDrive 30 d	173	10/08→03/10					
xDrive 30 i	171	09/08→12/10					
xDrive 30 i	200	09/08→03/10					
xDrive 35 d	210	09/08→06/13					
xDrive 48 i	261	09/08→06/13					
xDrive 30 d	180	04/10→07/13	➡	09/10→		03.0137-9288.2	669288
xDrive 50 i	300	07/09→06/13	➡	03/10→		03.0137-9288.2	669288
<b>BMW - X5 (F15, F85) 06/12→10/18</b>							
<b> Bremsbackensatz, Feststellbremse</b>							
M	423	12/14→	➡			03.0137-0419.2	650419 Ø 185 x 30
sDrive 25 d	155	11/13→					
sDrive 25 d	160	11/13→					
sDrive 25 d	170	07/15→					
xDrive 25 d	155	11/13→					
xDrive 25 d	160	11/13→					
xDrive 25 d	170	07/15→					
xDrive 25 d	160	04/14→					














	kW				! #		
<b>BMW - X5 (F15, F85) 06/12→10/18</b>							
 <b>Bremsbackensatz, Feststellbremse</b>							
xDrive 30 d	183	04/15→	➔			03.0137-0419.2 650419	Ø 185 x 30
xDrive 30 d	204	11/13→					
xDrive 35 i	225	11/13→					
xDrive 35 i	240	11/13→					
xDrive 40 d	230	12/13→					
xDrive 40e	155	09/15→					
xDrive 40e	180	09/15→					
xDrive 40e	205	09/15→					
xDrive 40e	230	09/15→					
M 50 d	280	07/13→	➔	08/13→		03.0137-0419.2 650419	Ø 185 x 30
xDrive 30 d	190	07/13→					
xDrive 30 d	210	07/13→					
xDrive 50 i	330	07/13→					
<b>Zubehörsatz, Feststellbremsbacken</b>							
M	423	12/14→	➔			03.0137-9288.2 669288	
sDrive 25 d	155	11/13→					
sDrive 25 d	160	11/13→					
sDrive 25 d	170	07/15→					
xDrive 25 d	155	11/13→					
xDrive 25 d	160	11/13→					
xDrive 25 d	170	07/15→					
xDrive 25 d	160	04/14→					
xDrive 30 d	183	04/15→					
xDrive 30 d	204	11/13→					
xDrive 35 i	225	11/13→					
xDrive 35 i	240	11/13→					
xDrive 40 d	230	12/13→					
xDrive 40e	155	09/15→					
xDrive 40e	180	09/15→					
xDrive 40e	205	09/15→					
xDrive 40e	230	09/15→					
M 50 d	280	07/13→	➔	08/13→		03.0137-9288.2 669288	
xDrive 30 d	190	07/13→					
xDrive 30 d	210	07/13→					
xDrive 50 i	330	07/13→					
<b>Reparaturatz, Automatische Nachstellung</b>							
M	423	12/14→				03.0137-9700.2 669700	
sDrive 25 d	155	11/13→				03.0137-9702.2 669702	
sDrive 25 d	160	11/13→					
sDrive 25 d	170	07/15→					
xDrive 25 d	155	11/13→					
xDrive 25 d	160	11/13→					
xDrive 25 d	170	07/15→					
xDrive 25 d	160	04/14→					
xDrive 30 d	183	04/15→					
xDrive 30 d	204	11/13→					
xDrive 35 i	225	11/13→					
xDrive 35 i	240	11/13→					
xDrive 40 d	230	12/13→					
xDrive 40e	155	09/15→					
xDrive 40e	180	09/15→					
xDrive 40e	205	09/15→					
xDrive 40e	230	09/15→					
M 50 d	280	07/13→		08/13→		03.0137-9700.2 669700	
xDrive 30 d	190	07/13→				03.0137-9702.2 669702	
xDrive 30 d	210	07/13→					
xDrive 50 i	330	07/13→					
<b>BMW - X6 (E71, E72) 06/07→06/14</b>							
 <b>Bremsbackensatz, Feststellbremse</b>							
ActiveHybrid	357	01/09→10/11		10/10→		03.0137-0419.2 650419	Ø 185 x 30
ActiveHybrid xDrive	300	01/09→10/11					
xDrive 40 d	225	07/09→06/14					
M	408	07/08→06/14		09/09→		03.0137-0419.2 650419	Ø 185 x 30
M 50 d	280	08/11→06/14		06/12→		03.0137-0419.2 650419	Ø 185 x 30
xDrive 30 d	155	07/09→06/14				03.0137-0419.2 650419	Ø 185 x 30
xDrive 35 i	235	07/09→06/14					
xDrive 30 d	173	09/07→06/14		09/08→		03.0137-0419.2 650419	Ø 185 x 30
xDrive 35 d	210	06/07→03/10					
xDrive 35 i	224	01/08→06/14					
xDrive 35 i	225	06/07→06/14					
xDrive 35 i	240	06/07→03/10					
xDrive 50 i	300	10/07→06/14					
xDrive 50 i	330	10/07→06/14					
xDrive 30 d	180	04/09→06/14		09/10→		03.0137-0419.2 650419	Ø 185 x 30
↓							














	kW				!#		
<b>BMW - X6 (E71, E72) 06/07→06/14</b>							
<b>Zubehörsatz, Feststellbremsbacken</b>							
ActiveHybrid	357	01/09→10/11	➡	10/10→		03.0137-9288.2	669288
ActiveHybrid xDrive	300	01/09→10/11					
xDrive 40 d	225	07/09→06/14					
M	408	07/08→06/14	➡	09/09→		03.0137-9288.2	669288
M 50 d	280	08/11→06/14	➡	06/12→		03.0137-9288.2	669288
xDrive 30 d	155	07/09→06/14	➡			03.0137-9288.2	669288
xDrive 35 i	235	07/09→06/14					
xDrive 30 d	173	09/07→06/14	➡	09/08→		03.0137-9288.2	669288
xDrive 35 d	210	06/07→03/10					
xDrive 35 i	224	01/08→06/14					
xDrive 35 i	225	06/07→06/14					
xDrive 35 i	240	06/07→03/10					
xDrive 50 i	300	10/07→06/14					
xDrive 50 i	330	10/07→06/14					
xDrive 30 d	180	04/09→06/14	➡	09/10→		03.0137-9288.2	669288
<b>BMW - X6 (F16, F86) 08/14→</b>							
	<b>Bremsbackensatz, Feststellbremse</b>						
M	423	12/14→				03.0137-0419.2	650419
M 50 d	280	08/14→					Ø 185 x 30
xDrive 30 d	155	08/14→					
xDrive 30 d	183	12/15→					
xDrive 30 d	190	08/14→					
xDrive 30 d	204	02/15→					
xDrive 35 i	225	12/14→					
xDrive 35 i	240	02/15→					
xDrive 40 d	230	12/14→					
xDrive 50 i	330	08/14→					
<b>Zubehörsatz, Feststellbremsbacken</b>							
M	423	12/14→				03.0137-9288.2	669288
M 50 d	280	08/14→					
xDrive 30 d	155	08/14→					
xDrive 30 d	183	12/15→					
xDrive 30 d	190	08/14→					
xDrive 30 d	204	02/15→					
xDrive 35 i	225	12/14→					
xDrive 35 i	240	02/15→					
xDrive 40 d	230	12/14→					
xDrive 50 i	330	08/14→					
<b>Reparaturatz, Automatische Nachstellung</b>							
M	423	12/14→				03.0137-9700.2	669700
M 50 d	280	08/14→				03.0137-9702.2	669702
xDrive 30 d	155	08/14→					
xDrive 30 d	183	12/15→					
xDrive 30 d	190	08/14→					
xDrive 30 d	204	02/15→					
xDrive 35 i	225	12/14→					
xDrive 35 i	240	02/15→					
xDrive 40 d	230	12/14→					
xDrive 50 i	330	08/14→					
<b>BMW - Z3 Coupe (E36) 04/97→06/03</b>							
	<b>Bremsbackensatz, Feststellbremse</b>						
2.8 i	142	07/97→06/00	➡			03.0137-0248.2	650248
3.0 i	170	06/00→06/03	➡	→ 12/02		03.0137-0248.2	650248
M	236	02/98→06/01	➡			03.0137-0150.2	650150
M 3.2	176	02/98→06/00					Ø 180 x 25
M	239	06/01→06/03	➡	→ 12/02		03.0137-0150.2	650150
<b>Zubehörsatz, Feststellbremsbacken</b>							
2.8 i	142	07/97→06/00	➡			03.0137-9148.2	669148
3.0 i	170	06/00→06/03	➡	→ 12/02		03.0137-9148.2	669148
M	236	02/98→06/01	➡			03.0137-9062.2	669062
M 3.2	176	02/98→06/00					
M	239	06/01→06/03	➡	→ 12/02		03.0137-9062.2	669062
	<b>Seilzug, Feststellbremse</b>						
2.8 i	142	07/97→06/00	➡	⏴; Scheibenbremse	2	24.3727-0229.2	580229
M 3.2	176	02/98→06/00					L= 1.283
3.0 i	170	06/00→06/03	➡	⏴; → 12/00; Scheibenbremse	2	24.3727-0229.2	580229
M	236	02/98→06/01					L= 1.283
















	kw				!#		
<b>BMW - Z3 Roadster (E36) 10/95→01/03</b>							
 <b>Bremsbackensatz, Feststellbremse</b>							
1.8 i	85	10/95→10/98	➡			03.0137-0248.2 650248	Ø 161 x 25
1.9 i	103	10/95→03/99	➡				
1.9 i	85	01/99→01/03	➡	→ 12/02		03.0137-0248.2 650248	Ø 161 x 25
1.9 i	87	07/98→01/03	➡				
3.0 i	170	06/00→01/03	➡				
2.0 i	110	04/99→01/03	➡	→ 08/00		03.0137-0248.2 650248	Ø 161 x 25
2.2 i	120	08/00→01/03	➡	10/00→ 12/02		03.0137-0248.2 650248	Ø 161 x 25
2.2 i	125	08/00→01/03	➡				
2.8 i	142	04/97→06/00	➡	05/97→		03.0137-0248.2 650248	Ø 161 x 25
2.8 i	143	01/96→07/00	➡	05/97→ 06/00		03.0137-0248.2 650248	Ø 161 x 25
M 3.2	179	02/98→06/00	➡			03.0137-0150.2 650150	Ø 180 x 25
M 3.2	236	03/97→06/01	➡				
M 3.2	239	06/01→01/03	➡	→ 12/02		03.0137-0150.2 650150	Ø 180 x 25
<b>Zubehörsatz, Feststellbremsbacken</b>							
1.8 i	85	10/95→10/98	➡			03.0137-9148.2 669148	
1.9 i	103	10/95→03/99	➡				
1.9 i	85	01/99→01/03	➡	→ 12/02		03.0137-9148.2 669148	
1.9 i	87	07/98→01/03	➡				
3.0 i	170	06/00→01/03	➡				
2.0 i	110	04/99→01/03	➡	→ 08/00		03.0137-9148.2 669148	
2.2 i	120	08/00→01/03	➡	10/00→ 12/02		03.0137-9148.2 669148	
2.2 i	125	08/00→01/03	➡				
2.8 i	142	04/97→06/00	➡	05/97→		03.0137-9148.2 669148	
2.8 i	143	01/96→07/00	➡	05/97→ 06/00		03.0137-9148.2 669148	
M 3.2	179	02/98→06/00	➡			03.0137-9062.2 669062	
M 3.2	236	03/97→06/01	➡				
M 3.2	239	06/01→01/03	➡	→ 12/02		03.0137-9062.2 669062	
 <b>Seilzug, Feststellbremse</b>							
1.8 i	85	10/95→10/98	➡	⬇; Scheibenbremse	2	24.3727-0228.2 580228	L= 1.255
1.9 i	85	01/99→01/03	➡	⬇; → 12/02; Motorcode: M44;	2	24.3727-0228.2 580228	L= 1.255
1.9 i	87	07/98→01/03	➡	Scheibenbremse			
			➡	⬇; → 12/02; Motorcode: M43;	2	24.3727-0229.2 580229	L= 1.283
			➡	Scheibenbremse			
1.9 i	103	10/95→03/99	➡	⬇; Motorcode: M44; Scheibenbremse	2	24.3727-0228.2 580228	L= 1.255
			➡	⬇; Motorcode: M43; Scheibenbremse	2	24.3727-0229.2 580229	L= 1.283
2.0 i	110	04/99→01/03	➡	⬇; → 08/00; Scheibenbremse	2	24.3727-0229.2 580229	L= 1.283
2.2 i	120	08/00→01/03	➡	⬇; 10/00→ 12/00; Scheibenbremse	2	24.3727-0229.2 580229	L= 1.283
2.2 i	125	08/00→01/03	➡				
2.8 i	142	04/97→06/00	➡	⬇; 05/97→; Scheibenbremse	2	24.3727-0229.2 580229	L= 1.283
2.8 i	143	01/96→07/00	➡	⬇; 05/97→ 06/00; Scheibenbremse	2	24.3727-0229.2 580229	L= 1.283
3.0 i	170	06/00→01/03	➡	⬇; → 12/00; Scheibenbremse	2	24.3727-0229.2 580229	L= 1.283
M 3.2	236	03/97→06/01	➡				
M 3.2	179	02/98→06/00	➡	⬇; Scheibenbremse	2	24.3727-0229.2 580229	L= 1.283
<b>BMW - Z4 Coupe (E86) 03/06→01/09</b>							
 <b>Bremsbackensatz, Feststellbremse</b>							
3.0 si	195	03/06→01/09	➡	→ 09/08		03.0137-0379.2 650379	Ø 161 x 20
M	252	03/06→01/09	➡	→ 09/08		03.0137-0419.2 650419	Ø 185 x 30
<b>Zubehörsatz, Feststellbremsbacken</b>							
3.0 si	195	03/06→01/09	➡	→ 09/08		03.0137-9265.2 669265	
M	252	03/06→01/09	➡	→ 09/08		03.0137-9288.2 669288	
<b>Reparaturatz, Automatische Nachstellung</b>							
3.0 si	195	03/06→01/09	➡	→ 09/08		03.0137-9701.2 669701	
						03.0137-9702.2 669702	
<b>BMW - Z4 Roadster (E85) 02/03→12/09</b>							
 <b>Bremsbackensatz, Feststellbremse</b>							
2.0 i	110	03/05→02/09	➡	04/05→ 12/08		03.0137-0379.2 650379	Ø 161 x 20
2.2 i	125	10/03→10/05	➡			03.0137-0379.2 650379	Ø 161 x 20
2.5 i	141	02/03→12/05	➡				
3.0 i	170	02/03→10/05	➡				
3.0 si	195	01/06→12/08	➡				
↓							

































	kW				!#		
<b>BMW - Z4 Roadster (E85) 02/03→12/09</b>							
 <b>Bremsbackensatz, Feststellbremse</b>							
2.5 i	130	09/05→02/09	➡	01/06→ 12/08		03.0137-0379.2 650379	Ø 161 x 20
2.5 si	155	09/05→02/09					
2.5 si	160	09/05→02/09					
M	252	03/06→02/09	➡	→ 12/08		03.0137-0419.2 650419	Ø 185 x 30
<b>Zubehörsatz, Feststellbremsbacken</b>							
2.0 i	110	03/05→02/09	➡	04/05→ 12/08		03.0137-9265.2 669265	
2.2 i	125	10/03→10/05	➡			03.0137-9265.2 669265	
2.5 i	141	02/03→12/05					
3.0 i	170	02/03→10/05					
3.0 si	195	01/06→12/08					
2.5 i	130	09/05→02/09	➡	01/06→ 12/08		03.0137-9265.2 669265	
2.5 si	155	09/05→02/09					
2.5 si	160	09/05→02/09					
M	252	03/06→02/09		→ 12/08		03.0137-9288.2 669288	
<b>Reparatursatz, Automatische Nachstellung</b>							
2.0 i	110	03/05→02/09		04/05→ 12/08		03.0137-9701.2 669701	
						03.0137-9702.2 669702	
2.2 i	125	10/03→10/05				03.0137-9701.2 669701	
2.5 i	141	02/03→12/05				03.0137-9702.2 669702	
3.0 i	170	02/03→10/05					
3.0 si	195	01/06→12/08					
2.5 i	130	09/05→02/09		01/06→ 12/08		03.0137-9701.2 669701	
2.5 si	155	09/05→02/09				03.0137-9702.2 669702	
2.5 si	160	09/05→02/09					
<b>BMW - Z8 Roadster (E52) 06/00→06/03</b>							
 <b>Bremsbackensatz, Feststellbremse</b>							
4.9	294	06/00→06/03	➡			03.0137-0150.2 650150	Ø 180 x 25
<b>Zubehörsatz, Feststellbremsbacken</b>							
4.9	294	06/00→06/03	➡			03.0137-9062.2 669062	
<b>CHEVROLET - ASTRA Schrägheck 09/98→12/11</b>							
 <b>Seilzug, Feststellbremse</b>							
2.0 DTi	74	08/02→12/11		☐; → 07/05; für erhöhte Nutzlast		24.3727-0784.2 580784	L= 1.677 L2= 1.677 + Zub
			←	☒; → 07/05		24.3727-0748.2 580748	L= 279 + Zub
			➡	☓; → 07/05	2	24.3727-0746.2 580746	L= 182 + Zub
<b>CHEVROLET - ASTRA Stufenheck 10/98→12/11</b>							
 <b>Seilzug, Feststellbremse</b>							
2.0 DTi GLS	74	08/02→12/11		☐; → 07/05; für erhöhte Nutzlast		24.3727-0784.2 580784	L= 1.677 L2= 1.677 + Zub
			←	☒; → 07/05		24.3727-0748.2 580748	L= 279 + Zub
			➡	☓; → 07/05	2	24.3727-0746.2 580746	L= 182 + Zub
<b>CHEVROLET - AVEO / KALOS Schrägheck (T200) 02/03→05/08</b>							
 <b>Radbremszylinder</b>							
1.2	53	01/04→05/08	➡			24.3219-1767.3 020552	Ø 19,05 GG
1.4	61	03/05→05/08					
1.4 16V	69	03/05→05/08					
1.5	62	01/05→05/08	➡	05/05→		24.3219-1767.3 020552	Ø 19,05 GG
<b>Zubehörsatz, Bremsbacken</b>							
1.2	53	01/04→05/08	➡			03.0137-9167.2 669167	
1.4	61	03/05→05/08					
1.4 16V	69	03/05→05/08					
1.5	62	01/05→05/08	➡	05/05→		03.0137-9167.2 669167	
 <b>Bremsbackensatz</b>							
1.2	53	01/04→05/08	➡			03.0137-0472.2 650472	Ø 200 x 36 + HEB
1.4	61	03/05→05/08				03.0520-6619.3 696619	Ø 200 x 36 Ø 19,05 + RZ / + Zub
1.4 16V	69	03/05→05/08					TopKit
1.5	62	01/05→05/08	➡	05/05→		03.0137-0472.2 650472	Ø 200 x 36 + HEB
						03.0520-6619.3 696619	Ø 200 x 36 Ø 19,05 + RZ / + Zub
							TopKit

	kw				!#		
<b>CHEVROLET - AVEO / KALOS Stufenheck (T200) 01/03→12/08</b>							
 <b>Radbremszylinder</b>							
1.4	69	05/03→01/07	➡	03/06→		24.3219-1767.3 020552	Ø 19,05 GG
1.5	63	10/04→05/06	➡		2	24.3219-1767.3 020552	Ø 19,05 GG
<b>Zubehörsatz, Bremsbacken</b>							
1.4	69	05/03→01/07	➡	03/06→		03.0137-9167.2 669167	
1.5	63	10/04→05/06	➡			03.0137-9167.2 669167	
 <b>Bremsbackensatz</b>							
1.4	69	05/03→01/07	➡	03/06→		03.0137-0472.2 650472 03.0520-6619.3 696619	Ø 200 x 36 + HEB Ø 200 x 36 Ø 19,05 + RZ / + Zub TopKit
1.5	63	10/04→05/06	➡			03.0137-0472.2 650472 03.0520-6619.3 696619	Ø 200 x 36 + HEB Ø 200 x 36 Ø 19,05 + RZ / + Zub TopKit
<b>CHEVROLET - AVEO Schrägheck (T250, T255) 06/06→</b>							
 <b>Radbremszylinder</b>							
1.2	53	06/06→	➡	→ 07/11		24.3219-1767.3 020552	Ø 19,05 GG
1.2	55	04/08→					
1.2	56	01/07→					
1.2	62	04/08→					
1.2 LPG	60	06/08→					
1.2 LPG	62	04/08→					
1.4	74	04/08→					
1.4 16V	69	06/06→05/08	➡		2	24.3219-1767.3 020552	Ø 19,05 GG
<b>Zubehörsatz, Bremsbacken</b>							
1.2	53	06/06→	➡	→ 07/11		03.0137-9167.2 669167	
1.2	55	04/08→					
1.2	56	01/07→					
1.2	62	04/08→					
1.2 LPG	60	06/08→					
1.2 LPG	62	04/08→					
1.4	74	04/08→					
1.4 16V	69	06/06→05/08	➡			03.0137-9167.2 669167	
 <b>Bremstrommel</b>							
1.2	55	04/08→	➡	→ 07/11		24.0220-0048.1 480318	Ø 200,0 x 40,5 / 201
1.2	62	04/08→					
1.2 LPG	60	06/08→					
1.2 LPG	62	04/08→					
1.4	74	04/08→					
 <b>Bremsbackensatz</b>							
1.2	53	06/06→	➡	→ 07/11		03.0137-0472.2 650472 03.0520-6619.3 696619	Ø 200 x 36 + HEB Ø 200 x 36 Ø 19,05 + RZ / + Zub TopKit
1.2	55	04/08→					
1.2	56	01/07→					
1.2	62	04/08→					
1.2 LPG	60	06/08→					
1.2 LPG	62	04/08→					
1.4	74	04/08→					
1.4 16V	69	06/06→05/08	➡			03.0137-0472.2 650472 03.0520-6619.3 696619	Ø 200 x 36 + HEB Ø 200 x 36 Ø 19,05 + RZ / + Zub TopKit
<b>CHEVROLET - AVEO Schrägheck (T300) 03/11→</b>							
 <b>Radbremszylinder</b>							
1.2	51	03/11→	➡	passend für Felgenreöße [Zoll]: 14		24.3219-1766.3 020555	Ø 19,05 ALU
1.2	63	03/11→					
1.2 LPG	63	11/12→	➡	passend für Felgenreöße [Zoll]: 15		24.3220-1742.3 020549	Ø 20,64 ALU
1.3 D	55	07/11→					
1.3 D	70	07/11→					
1.4	74	03/11→					
1.6	85	03/11→					
 <b>Bremsbackensatz</b>							
1.2	51	03/11→	➡	passend für Felgenreöße [Zoll]: 14		03.0137-0514.2 650514	Ø 200 x 36 + HEB
1.2	63	03/11→					
1.2 LPG	63	11/12→	➡	passend für Felgenreöße [Zoll]: 15		03.0137-0515.2 650515	Ø 230 x 41 + HEB
1.3 D	55	07/11→					
1.3 D	70	07/11→					
1.4	74	03/11→					
1.6	85	03/11→					
















	kw				!#		
<b>CHEVROLET - AVEO Schrägheck (T300) 03/11→</b>							
 <b>Seilzug, Feststellbremse</b>							
1.2	51	03/11→	➔	☒; → 12/11; Trommelbremse	2	24.3727-2903.2 582903	L= 1.390 L2= 1.390
1.2	63	03/11→					
1.3 D	55	07/11→					
1.3 D	70	07/11→					
1.4	74	03/11→					
1.6	85	03/11→					
<b>CHEVROLET - AVEO Stufenheck (T250, T255) 03/05→</b>							
 <b>Radbremszylinder</b>							
1.2	53	03/05→12/07	➔			24.3219-1767.3 020552	Ø 19,05 GG
1.4	69	03/05→12/07					
1.2	55	01/08→	➔	→ 07/11		24.3219-1767.3 020552	Ø 19,05 GG
1.2	62	01/08→					
1.2 LPG	60	12/08→					
1.2 LPG	62	01/09→					
1.4	74	09/08→					
1.5	62	05/05→					
1.4	61	03/05→	➔	→ 05/08		24.3219-1767.3 020552	Ø 19,05 GG
<b>Zubehörsatz, Bremsbacken</b>							
1.2	53	03/05→12/07	➔			03.0137-9167.2 669167	
1.4	69	03/05→12/07					
1.2	55	01/08→	➔	→ 07/11		03.0137-9167.2 669167	
1.2	62	01/08→					
1.2 LPG	60	12/08→					
1.2 LPG	62	01/09→					
1.4	74	09/08→					
1.5	62	05/05→					
1.4	61	03/05→	➔	→ 05/08		03.0137-9167.2 669167	
 <b>Bremstrommel</b>							
1.2	55	01/08→	➔	→ 07/11		24.0220-0048.1 480318	Ø 200,0 x 40,5 / 201
1.2	62	01/08→					
1.2 LPG	60	12/08→					
1.2 LPG	62	01/09→					
1.4	74	09/08→					
 <b>Bremsbackensatz</b>							
1.2	53	03/05→12/07	➔			03.0137-0472.2 650472	Ø 200 x 36 + HEB
1.4	69	03/05→12/07				03.0520-6619.3 696619	Ø 200 x 36 Ø 19,05 + RZ / + Zub TopKit
1.2	55	01/08→	➔	→ 07/11		03.0137-0472.2 650472	Ø 200 x 36 + HEB
1.2	62	01/08→				03.0520-6619.3 696619	Ø 200 x 36 Ø 19,05 + RZ / + Zub TopKit
1.2 LPG	60	12/08→					
1.2 LPG	62	01/09→					
1.4	74	09/08→					
1.5	62	05/05→					
1.4	61	03/05→	➔	→ 05/08		03.0137-0472.2 650472	Ø 200 x 36 + HEB
						03.0520-6619.3 696619	Ø 200 x 36 Ø 19,05 + RZ / + Zub TopKit
<b>CHEVROLET - AVEO Stufenheck (T300) 03/11→</b>							
 <b>Radbremszylinder</b>							
1.2	51	03/11→	➔	passend für Felgengröße [Zoll]: 14		24.3219-1766.3 020555	Ø 19,05 ALU
1.2	63	03/11→					
1.2 LPG	63	11/12→	➔	passend für Felgengröße [Zoll]: 15		24.3220-1742.3 020549	Ø 20,64 ALU
1.3 D	55	07/11→					
1.3 D	70	07/11→					
1.4	74	07/11→					
1.6	85	03/11→					
 <b>Bremsbackensatz</b>							
1.2	51	03/11→	➔	passend für Felgengröße [Zoll]: 14		03.0137-0514.2 650514	Ø 200 x 36 + HEB
1.2	63	03/11→					
1.2 LPG	63	11/12→	➔	passend für Felgengröße [Zoll]: 15		03.0137-0515.2 650515	Ø 230 x 41 + HEB
1.3 D	55	07/11→					
1.3 D	70	07/11→					
1.4	74	07/11→					
1.6	85	03/11→					
 <b>Seilzug, Feststellbremse</b>							
1.2	51	03/11→	➔	☒; → 12/11; Trommelbremse	2	24.3727-2903.2 582903	L= 1.390 L2= 1.390
1.2	63	03/11→					
1.3 D	55	07/11→					
1.3 D	70	07/11→					
↓							














	kw				!#		
<b>CHEVROLET - AVEO Stufenheck (T300) 03/11→</b>							
 <b>Seilzug, Feststellbremse</b>							
1.4 1.6	74 85	07/11→ 03/11→	→	↓; → 12/11; Trommelbremse	2	24.3727-2903.2 582903	L= 1.390 L2= 1.390
<b>CHEVROLET - CAPTIVA (C100, C140) 06/06→</b>							
 <b>Bremsbackensatz, Feststellbremse</b>							
2.0 D 2.0 D 2.0 D 2.0 D 4WD 2.0 D 4WD 2.0 D 4WD 2.2 D 2.2 D 2.2 D 4WD 2.2 D 4WD 2.4 2.4 2.4 4WD 2.4 4WD 2.4 4WD 2.4 LPG 2.4 LPG 4WD 3.0 4WD 3.0 4WD 3.0 Flexfuel 3.0 Flexfuel 4WD 3.2 4WD	93 110 120 93 110 120 120 135 120 135 100 123 100 123 100 100 186 190 197 197 169	10/06→ 09/07→ 01/11→ 10/06→ 10/06→ 01/11→ 03/11→ 07/14→ 03/11→ 03/11→ 06/06→ 03/11→ 06/06→ 03/11→ 01/07→ 01/07→ 01/12→ 01/10→ 01/11→ 01/11→ 06/06→	→			03.0137-3011.2 653011	Ø 188 x 26 - HEB
<b>CHEVROLET - COBALT 01/11→</b>							
 <b>Radbremsszylinder</b>							
1.5	77	01/14→	→			24.3219-1766.3 020555	Ø 19,05 ALU
 <b>Bremsbackensatz</b>							
1.5	77	01/14→	→			03.0137-0514.2 650514	Ø 200 x 36 + HEB
<b>CHEVROLET - CRUZE (J300) 05/09→</b>							
 <b>Seilzug, Feststellbremse</b>							
1.6 1.6 1.6 1.6 1.8 1.8 2.0 CDI 2.0 CDI 2.0 CDI	80 83 86 91 103 104 90 92 110	05/09→ 05/09→ 12/12→ 05/09→ 11/09→12/13 05/09→ 05/09→ 05/09→05/11 05/09→	→ → → → →	<input type="checkbox"/> <input type="checkbox"/> <input type="checkbox"/> ↓; Scheibenbremse	1	24.3727-0794.2 580794 24.3727-0795.2 580795 24.3727-0798.2 580798	L= 1.812 L= 1.814 L= 1.798
<b>CHEVROLET - CRUZE Schrägheck (J305) 12/10→</b>							
 <b>Seilzug, Feststellbremse</b>							
1.6 1.6 1.6 1.8	80 86 91 104	01/12→ 12/12→ 06/11→ 06/11→	→ → → →	<input type="checkbox"/> <input type="checkbox"/> ↓; Scheibenbremse	1	24.3727-0794.2 580794 24.3727-0795.2 580795 24.3727-0798.2 580798	L= 1.812 L= 1.814 L= 1.798
<b>CHEVROLET - CRUZE Station Wagon (J308) 08/12→</b>							
 <b>Seilzug, Feststellbremse</b>							
1.6 1.6 1.8	86 91 104	12/12→ 08/12→ 08/12→	→ → →	<input type="checkbox"/> <input type="checkbox"/> ↓; Scheibenbremse	1	24.3727-0794.2 580794 24.3727-0795.2 580795 24.3727-0798.2 580798	L= 1.812 L= 1.814 L= 1.798
<b>CHEVROLET - EPICA (KL1_) 01/05→</b>							
 <b>Bremsbackensatz, Feststellbremse</b>							
2.0 2.0 2.0 2.0 D 2.5	94 98 105 110 115	01/05→12/06 01/05→12/06 06/06→ 01/07→ 06/06→		→ 12/10		03.0137-3036.2 653036 03.0137-3036.2 653036	Ø 168 x 26 + HEB Ø 168 x 26 + HEB
<b>CHEVROLET - EVANDA 03/05→</b>							
 <b>Bremsbackensatz, Feststellbremse</b>							
2.0	96	03/05→	→	→ 12/06		03.0137-3036.2 653036	Ø 168 x 26 + HEB

















	kw				!#		
<b>CHEVROLET - LACETTI (J200) 03/03→</b>							
 <b>Bremsbackensatz, Feststellbremse</b>							
1.4 16V	70	03/05→		→ 12/10		03.0137-3036.2 653036	Ø 168 x 26 + HEB
1.6	80	03/05→					
1.8	89	08/05→					
1.8	90	03/05→					
2.0 D	89	01/07→					
1.8	67	03/05→12/09		08/05→		03.0137-3036.2 653036	Ø 168 x 26 + HEB
<b>CHEVROLET - LACETTI Kombi (J200) 03/05→</b>							
 <b>Bremsbackensatz, Feststellbremse</b>							
1.6	80	03/05→		→ 12/10		03.0137-3036.2 653036	Ø 168 x 26 + HEB
1.6 LPG	80	06/09→12/11					
1.8	89	08/05→					
2.0 D	89	01/07→					
<b>CHEVROLET - LACETTI Stufenheck (J200) 03/03→03/13</b>							
 <b>Bremsbackensatz, Feststellbremse</b>							
1.4	69	03/05→03/13		→ 12/10		03.0137-3036.2 653036	Ø 168 x 26 + HEB
1.6	80	03/05→03/13					
1.8	90	05/03→03/13					
1.8	66	08/03→12/09	➔			03.0137-3036.2 653036	Ø 168 x 26 + HEB
<b>CHEVROLET - LANOS Stufenheck 11/05→</b>							
 <b>Radbremszylinder</b>							
1.4	55	11/05→	➔	→ 12/10		03.3217-3512.3 020032	Lucas Ø 17,46 GG
1.5	64	11/05→					
<b>Zubehörsatz, Bremsbacken</b>							
1.4	55	11/05→	➔	→ 12/10		03.0137-9167.2 669167	
1.5	64	11/05→					
1.6 16V	78	11/05→					
 <b>Bremstrommel</b>							
1.4	55	11/05→	➔	→ 12/10; + ABS		24.0220-0001.2 480013	Ø 200,0 x 53,5 / 201,3
1.5	64	11/05→	➔	→ 12/10; - ABS		24.0220-0036.1 480149	Ø 200,0 x 52,5 / 201 - RLG / - ABS Ring
1.6 16V	78	11/05→	➔				
 <b>Bremsbackensatz</b>							
1.4	55	11/05→	➔	→ 12/10		03.0137-0267.2 650267	Ø 200 x 46 + HEB
1.5	64	11/05→					
1.6 16V	78	11/05→					
 <b>Seilzug, Feststellbremse</b>							
1.4	55	11/05→	➔	☐; → 12/10; Trommelbremse		24.3727-2900.2 582900	L= 1.655
1.5	64	11/05→	➔				
1.6 16V	78	11/05→	➔	☐; → 12/10; Trommelbremse		24.3727-2901.2 582901	L= 1.587
<b>CHEVROLET - MATIZ (M200, M250) 03/05→</b>							
 <b>Radbremszylinder</b>							
0.8	38	03/05→	➔	→ 12/10		24.3217-1712.3 020475	Ø 17,46 GG
0.8 LPG	38	03/05→					
1.0	47	03/05→					
1.0	49	03/05→					
1.0 LPG	49	03/05→					
<b>Zubehörsatz, Bremsbacken</b>							
0.8	38	03/05→	➔	→ 12/10		03.0137-9260.2 669260	
0.8 LPG	38	03/05→					
1.0	47	03/05→					
1.0	49	03/05→					
1.0 LPG	49	03/05→					
 <b>Bremstrommel</b>							
0.8	38	03/05→	➔	→ 12/10		24.0218-0035.1 480146	Ø 180,0 x 40 / 182 - RLG / - ABS Ring
0.8 LPG	38	03/05→					
1.0	47	03/05→					
1.0	49	03/05→					
1.0 LPG	49	03/05→					
 <b>Bremsbackensatz</b>							
0.8	38	03/05→	➔	→ 12/10		03.0137-0363.2 650363	Ø 180 x 31 + HEB
0.8 LPG	38	03/05→				03.0520-4017.3 694017	Ø 180 x 31 Ø 17,46 + RZ / + Zub TopKit
1.0	47	03/05→					
1.0	49	03/05→					
1.0 LPG	49	03/05→					












	kw				#		
<b>CHEVROLET - NUBIRA Kombi 01/05→12/11</b>							
 <b>Radbremsszylinder</b>							
1.6	80	03/05→12/11	➔	→ 12/10		24.3220-1719.3 020448	Ø 20,64 ALU
1.8	89	08/05→12/11					
2.0 D	89	01/07→12/11					
1.6 LPG	80	03/05→12/10	➔			24.3220-1719.3 020448	Ø 20,64 ALU
1.8	90	03/05→12/09					
<b>Zubehörsatz, Bremsbacken</b>							
1.6	80	03/05→12/11	➔	→ 12/10		03.0137-9167.2 669167	
1.8	89	08/05→12/11					
2.0 D	89	01/07→12/11					
1.6 LPG	80	03/05→12/10	➔			03.0137-9167.2 669167	
1.8	90	03/05→12/09					
 <b>Bremstrommel</b>							
1.6	80	03/05→12/11	➔	→ 12/10		24.0220-0001.2 480013	Ø 200,0 x 53,5 / 201,3
1.8	89	08/05→12/11					
2.0 D	89	01/07→12/11					
1.6 LPG	80	03/05→12/10	➔			24.0220-0001.2 480013	Ø 200,0 x 53,5 / 201,3
1.8	90	03/05→12/09					
 <b>Bremsbackensatz</b>							
1.6	80	03/05→12/11	➔	→ 12/10		03.0137-0267.2 650267	Ø 200 x 46 + HEB
1.8	89	08/05→12/11				03.0520-8320.3 698320	TRW Ø 200 x 46 Ø 20,64 + RZ / + Zub TopKit
2.0 D	89	01/07→12/11					
1.6 LPG	80	03/05→12/10	➔			03.0137-0267.2 650267	Ø 200 x 46 + HEB
1.8	90	03/05→12/09				03.0520-8320.3 698320	TRW Ø 200 x 46 Ø 20,64 + RZ / + Zub TopKit
 <b>Bremsbackensatz, Feststellbremse</b>							
1.6	80	03/05→12/11		→ 12/10		03.0137-3036.2 653036	Ø 168 x 26 + HEB
1.8	89	08/05→12/11					
2.0 D	89	01/07→12/11					
1.6 LPG	80	03/05→12/10				03.0137-3036.2 653036	Ø 168 x 26 + HEB
1.8	90	03/05→12/09					
<b>CHEVROLET - NUBIRA Stufenheck 01/05→12/11</b>							
 <b>Radbremsszylinder</b>							
1.4	69	01/05→12/07	➔			24.3220-1719.3 020448	Ø 20,64 ALU
1.4	70	01/06→12/08					
1.8	89	01/06→09/07					
1.8	90	03/05→12/09					
1.6	80	03/05→12/11	➔	→ 12/10		24.3220-1719.3 020448	Ø 20,64 ALU
2.0 D	89	01/05→12/11					
<b>Zubehörsatz, Bremsbacken</b>							
1.4	69	01/05→12/07	➔			03.0137-9167.2 669167	
1.4	70	01/06→12/08					
1.8	89	01/06→09/07					
1.8	90	03/05→12/09					
1.6	80	03/05→12/11	➔	→ 12/10		03.0137-9167.2 669167	
2.0 D	89	01/05→12/11					
 <b>Bremstrommel</b>							
1.4	69	01/05→12/07	➔			24.0220-0001.2 480013	Ø 200,0 x 53,5 / 201,3
1.4	70	01/06→12/08					
1.8	89	01/06→09/07					
1.8	90	03/05→12/09					
1.6	80	03/05→12/11	➔	→ 12/10		24.0220-0001.2 480013	Ø 200,0 x 53,5 / 201,3
2.0 D	89	01/05→12/11					
 <b>Bremsbackensatz</b>							
1.4	69	01/05→12/07	➔			03.0137-0267.2 650267	Ø 200 x 46 + HEB
1.4	70	01/06→12/08				03.0520-8320.3 698320	TRW Ø 200 x 46 Ø 20,64 + RZ / + Zub TopKit
1.8	89	01/06→09/07					
1.8	90	03/05→12/09					
1.6	80	03/05→12/11	➔	→ 12/10		03.0137-0267.2 650267	Ø 200 x 46 + HEB
2.0 D	89	01/05→12/11				03.0520-8320.3 698320	TRW Ø 200 x 46 Ø 20,64 + RZ / + Zub TopKit
 <b>Bremsbackensatz, Feststellbremse</b>							
1.4	69	01/05→12/07				03.0137-3036.2 653036	Ø 168 x 26 + HEB
1.4	70	01/06→12/08					
1.8	89	01/06→09/07					
1.8	90	03/05→12/09					
1.6	80	03/05→12/11		→ 12/10		03.0137-3036.2 653036	Ø 168 x 26 + HEB
2.0 D	89	01/05→12/11					



















	kW				!#		
<b>CHEVROLET - REZZO Großraumlimousine (U100) 03/05→</b>							
 <b>Radbremszylinder</b>							
1.6	66	03/05→03/09	➔		2	24.3220-1747.3 020583	Ø 20,64 GG
1.6	77	03/05→	➔	→ 05/09		24.3220-1747.3 020583	Ø 20,64 GG
1.6	79	08/05→					
2.0	89	03/05→					
2.0	90	08/05→					
<b>CHEVROLET - SPARK 05/05→</b>							
 <b>Radbremszylinder</b>							
0.8	37	05/05→	➔	→ 02/10		24.3217-1712.3 020475	Ø 17,46 GG
1.0 SX	44	06/09→					
1.0 SX	46	05/05→					
1.0 SX	49	05/05→					
<b>Zubehörsatz, Bremsbacken</b>							
0.8	37	05/05→	➔	→ 02/10		03.0137-9260.2 669260	
1.0 SX	44	06/09→					
1.0 SX	46	05/05→					
1.0 SX	49	05/05→					
 <b>Bremsbackensatz</b>							
0.8	37	05/05→	➔	→ 02/10		03.0137-0363.2 650363	Ø 180 x 31 + HEB
1.0 SX	44	06/09→				03.0520-4017.3 694017	Ø 180 x 31 Ø 17,46 + RZ / + Zub TopKit
1.0 SX	46	05/05→					
1.0 SX	49	05/05→					
<b>CHEVROLET - SPARK (M300) 12/09→</b>							
 <b>Radbremszylinder</b>							
1.0	48	07/10→	➔	→ 03/12		24.3219-1767.3 020552	Ø 19,05 GG
1.0	50	03/10→					
1.0 LPG	48	07/10→	➔	04/12→		24.3220-1753.3 020598	Ø 20,64 GG
1.0 LPG	50	03/10→					
1.2	60	03/10→					
1.2 LPG	60	03/10→					
<b>Zubehörsatz, Bremsbacken</b>							
1.0	48	07/10→	➔			03.0137-9314.2 669314	
1.0	50	03/10→					
1.0 LPG	48	07/10→					
1.0 LPG	50	03/10→					
1.2	60	03/10→					
1.2 LPG	60	03/10→					
 <b>Bremstrommel</b>							
1.0	48	07/10→	➔			24.0220-0048.1 480318	Ø 200,0 x 40,5 / 201
1.0	50	03/10→					
1.0 LPG	48	07/10→					
1.0 LPG	50	03/10→					
1.2	60	03/10→					
1.2 LPG	60	03/10→					
 <b>Bremsbackensatz</b>							
1.0	48	07/10→	➔			03.0137-0472.2 650472	Ø 200 x 36 + HEB
1.0	50	03/10→					
1.0 LPG	48	07/10→	➔	→ 03/12		03.0520-6619.3 696619	Ø 200 x 36 Ø 19,05 + RZ / + Zub TopKit
1.0 LPG	50	03/10→					
1.2	60	03/10→	➔	04/12→		03.0520-9820.3 690108	Ø 200 x 36 Ø 20,64 + RZ / + Zub TopKit
1.2 LPG	60	03/10→					
<b>CHEVROLET - TIGRA 08/97→09/01</b>							
 <b>Radbremszylinder</b>							
1.6	73	09/98→12/99	➔	→ 12/98	2	24.3219-1767.3 020552	Ø 19,05 GG
<b>Zubehörsatz, Bremsbacken</b>							
1.6	73	09/98→12/99	➔			03.0137-9166.2 669166	
 <b>Bremstrommel</b>							
1.6	73	09/98→12/99	➔			24.0220-0033.2 480132	Ø 200,0 x 35 / 201 - RLG / + ABS Ring
 <b>Bremsbackensatz</b>							
1.6	73	09/98→12/99	➔			03.0137-0266.2 650266	Ø 200 x 29 + HEB
						03.0420-1019.3 681019	TRW Ø 200 x 29 Ø 19,05 + RZ / + Zub Kit
↓							

	kw				!#		
<b>CHEVROLET - TIGRA 08/97→09/01</b>							
 <b>Bremsbackensatz</b>							
1.6	73	09/98→12/99	➔			<b>03.0520-1019.3 691019</b>	TRW Ø 200 x 29 Ø 19,05 + RZ / + Zub TopKit
 <b>Seilzug, Feststellbremse</b>							
1.6	73	09/98→12/99	➔	<input type="checkbox"/>		<b>24.3727-0743.2 580743</b>	L= 1.373 + Zub
			➔	<input type="checkbox"/>		<b>24.3727-0744.2 580744</b>	L= 1.078 + Zub
<b>CHEVROLET - VECTRA 03/96→11/06</b>							
 <b>Bremsbackensatz, Feststellbremse</b>							
2.0	81	03/96→12/05				<b>03.0137-0172.2 650172</b>	Ø 160 x 25
2.0	100	03/96→04/98					
2.2	91	05/98→07/04					
2.2	102	05/98→12/05					
<b>Zubehörsatz, Feststellbremsbacken</b>							
2.0	81	03/96→12/05				<b>03.0137-9243.2 669243</b>	
2.0	100	03/96→04/98					
2.2	91	05/98→07/04					
2.2	102	05/98→12/05					
 <b>Seilzug, Feststellbremse</b>							
2.0	81	03/96→12/05		<input type="checkbox"/>		<b>24.3727-0751.2 580751</b>	L= 1.455 L2= 1.455 + Zub
2.0	100	03/96→04/98	←	<input type="checkbox"/>		<b>24.3727-0748.2 580748</b>	L= 279 + Zub
			➔	<input type="checkbox"/>		<b>24.3727-0754.2 580754</b>	L= 128 + Zub
2.2	91	05/98→07/04	➔	<input type="checkbox"/>		<b>24.3727-0754.2 580754</b>	L= 128 + Zub
2.2	102	05/98→12/05					
<b>CHRYSLER - 300C 09/10→</b>							
 <b>Bremsbackensatz, Feststellbremse</b>							
3.0 CRD	176	09/11→	➔	→ 11/12		<b>03.0137-4014.2 654014</b>	Ø 183 x 31 + Zub
<b>Zubehörsatz, Feststellbremsbacken</b>							
3.0 CRD	176	09/11→	➔	→ 11/12		<b>03.0137-9269.2 669269</b>	
<b>CHRYSLER - 300 C (LX, LE) 09/04→</b>							
 <b>Bremsbackensatz, Feststellbremse</b>							
2.7	130	01/07→11/12	➔			<b>03.0137-4014.2 654014</b>	Ø 183 x 31 + Zub
2.7	142	09/04→11/12					
3.0 CRD	160	09/05→11/12					
3.0 V6 CRD	155	11/10→11/12					
3.5	183	09/04→11/12					
5.7	250	09/04→12/08					
6.1 SRT8	317	06/05→11/12					
<b>Zubehörsatz, Feststellbremsbacken</b>							
2.7	130	01/07→11/12	➔			<b>03.0137-9269.2 669269</b>	
2.7	142	09/04→11/12					
3.0 CRD	160	09/05→11/12					
3.0 V6 CRD	155	11/10→11/12					
3.5	183	09/04→11/12					
5.7	250	09/04→12/08					
6.1 SRT8	317	06/05→11/12					
<b>CHRYSLER - 300 C Touring (LX, LE) 09/04→12/10</b>							
 <b>Bremsbackensatz, Feststellbremse</b>							
2.7	130	01/07→12/10				<b>03.0137-4014.2 654014</b>	Ø 183 x 31 + Zub
2.7	142	09/04→12/10					
3.0 CRD	160	09/05→12/10					
3.5	183	09/04→12/10					
3.5 AWD	183	09/04→12/10					
5.7	250	09/04→12/10					
5.7 AWD	250	04/05→12/10					
6.1 SRT8	317	06/05→12/10					
<b>Zubehörsatz, Feststellbremsbacken</b>							
2.7	130	01/07→12/10				<b>03.0137-9269.2 669269</b>	
2.7	142	09/04→12/10					
3.0 CRD	160	09/05→12/10					
3.5	183	09/04→12/10					
3.5 AWD	183	09/04→12/10					
5.7	250	09/04→12/10					
5.7 AWD	250	04/05→12/10					
6.1 SRT8	317	06/05→12/10					







	kW				!#		
<b>CHRYSLER - CROSSFIRE 07/03→12/08</b>							
 <b>Bremsbackensatz, Feststellbremse</b>							
3.2	160	07/03→12/08	➡	→ 01/08		03.0137-4013.2 654013	Ø 164 x 20 + Zub
SRT-6	246	09/04→12/07	➡	→ 08/06		03.0137-4013.2 654013	Ø 164 x 20 + Zub
<b>CHRYSLER - CROSSFIRE Roadster 05/04→12/08</b>							
 <b>Bremsbackensatz, Feststellbremse</b>							
3.2	160	05/04→12/08	➡	→ 01/08		03.0137-4013.2 654013	Ø 164 x 20 + Zub
SRT-6	246	09/04→12/06	➡	→ 08/06		03.0137-4013.2 654013	Ø 164 x 20 + Zub
<b>CHRYSLER - DELTA 08/11→</b>							
 <b>Seilzug, Feststellbremse</b>							
1.4	88	08/11→	➡	☐; Scheibenbremse		24.3727-3001.2 583001	L= 1.902
1.4 16V	103	08/11→					
1.6 D Multijet	88	08/11→	➡	☐; Scheibenbremse		24.3727-3002.2 583002	L= 1.760
2.0 D Multijet	121	08/11→					
<b>CHRYSLER - PT CRUISER (PT_) 06/00→12/10</b>							
 <b>Bremsbackensatz, Feststellbremse</b>							
1.6	85	11/01→12/10		→ 09/10; + ABS		03.0137-3018.2 653018	Ø 172 x 22 - HEB
2.0	100	10/04→12/10		→ 09/10		03.0137-3018.2 653018	Ø 172 x 22 - HEB
2.2 CRD	89	03/02→12/10					
2.2 CRD	110	08/05→12/10					
2.4	105	08/05→12/10					
2.4	110	06/00→12/10					
2.4	169	09/04→12/10					
GT 2.4	164	08/03→12/10					
2.0	104	06/00→09/04				03.0137-3018.2 653018	Ø 172 x 22 - HEB
<b>CHRYSLER - PT CRUISER Cabriolet 06/00→12/10</b>							
 <b>Bremsbackensatz, Feststellbremse</b>							
2.4	105	03/04→03/08				03.0137-3018.2 653018	Ø 172 x 22 - HEB
2.4 GT	164	03/04→03/08					
<b>CHRYSLER - SEBRING (JR) 09/00→06/07</b>							
 <b>Bremsbackensatz, Feststellbremse</b>							
2.0	104	04/01→06/07				03.0137-3018.2 653018	Ø 172 x 22 - HEB
2.4	105	04/01→06/07					
2.4	112	04/01→06/07					
2.7 V6 24V	149	04/01→06/07					
<b>CHRYSLER - SEBRING (JS) 09/06→12/10</b>							
 <b>Bremsbackensatz, Feststellbremse</b>							
2.0 CRD	103	07/07→12/10		+ ABS		03.0137-3023.2 653023	Ø 170 x 32 - HEB
2.0 VVT	115	07/07→12/10					
2.4 VVT	125	07/07→12/10					
2.7	138	07/07→12/10					
2.7 VVT	137	07/07→09/10					
2.7 VVT	141	09/06→12/10		07/07→; + ABS		03.0137-3023.2 653023	Ø 170 x 32 - HEB
<b>CHRYSLER - SEBRING Cabriolet (JR) 04/01→06/07</b>							
 <b>Bremsbackensatz, Feststellbremse</b>							
2.0	104	04/01→06/07				03.0137-3018.2 653018	Ø 172 x 22 - HEB
2.4	112	04/01→06/07					
2.4 Turbo	164	09/01→06/07					
2.7 V6 24V	149	04/01→06/07					
<b>CHRYSLER - SEBRING Cabriolet (JS) 05/07→12/10</b>							
 <b>Bremsbackensatz, Feststellbremse</b>							
2.0 CRD	103	07/07→12/10		+ ABS		03.0137-3023.2 653023	Ø 170 x 32 - HEB
2.4 VVT	125	07/07→12/10					
2.7	137	07/07→12/10					
2.7 VVT	141	07/07→12/10					
<b>CHRYSLER - VOYAGER / GRAND VOYAGER III (GS) 01/95→03/01</b>							
 <b>Bremsbackensatz, Feststellbremse</b>							
3.8 i AWD	131	01/95→03/01				03.0137-3037.2 653037	Ø 180 x 30 - HEB









	kw				!#		
<b>CHRYSLER - VOYAGER IV (RG, RS) 09/99→12/08</b>							
 <b>Bremsbackensatz, Feststellbremse</b>							
2.4	108	02/00→12/08				03.0137-3037.2 653037	Ø 180 x 30 - HEB
2.5 CRD	88	08/05→12/08					
2.5 CRD	105	02/00→12/08					
2.8 CRD	110	06/04→12/08					
3.3	128	02/00→12/08					
3.3 AWD	128	02/00→12/08					
3.3 Flex-Fuel	128	02/00→12/08					
3.8	160	02/00→12/08					
3.8 AWD	160	02/00→12/08					
<b>CHRYSLER - YPSILON 05/11→</b>							
 <b>Radbremszylinder</b>							
0.9 Twinair	63	05/11→	➔			24.3220-1728.3 020509	Ø 20,64 ALU
1.2	51	05/11→					
1.3 Multijet	70	05/11→					
<b>Zubehörsatz, Bremsbacken</b>							
0.9 Twinair	63	05/11→	➔			03.0137-9310.2 669310	AP
1.2	51	05/11→					
1.3 Multijet	70	05/11→					
 <b>Bremsbackensatz</b>							
0.9 Twinair	63	05/11→	➔			03.0137-0479.2 650479	AP Ø 203 x 38 + HEB
1.2	51	05/11→				03.0521-0620.3 690111	Ø 203 x 39 Ø 20,64 + RZ / + Zub TopKit
1.3 Multijet	70	05/11→					
<b>CITROËN - AX (ZA-_) 07/86→12/98</b>							
 <b>Radbremszylinder</b>							
1.4 GTi	66	08/91→12/96	➔	☐; - ABS		24.3219-1609.3 020319	Ø 19,05 GG
1.4 GTi	69	06/91→12/96	➔	☐; - ABS		24.3219-1610.3 020320	Ø 19,05 GG
			➔	+ ABS		24.3220-1117.3 020314	Ø 20,64 GG
10	33	07/86→12/98	➔	für Fahrzeuge mit Bremskraftregler	2	24.3219-1119.3 020333	Ø 19,05 GG
			➔	☐; für Fahrzeuge mit Bremskraftregler		24.3219-1603.3 020200	Ø 19,05 GG
			➔	☐; für Fahrzeuge mit Bremskraftregler		24.3219-1604.3 020201	Ø 19,05 GG
10	37	02/87→12/98	➔	07/92→; für Fahrzeuge mit Bremskraftregler	2	24.3219-1119.3 020333	Ø 19,05 GG
			➔	☐; 07/92→; für Fahrzeuge mit Bremskraftregler		24.3219-1603.3 020200	Ø 19,05 GG
			➔	☐; 07/92→; für Fahrzeuge mit Bremskraftregler		24.3219-1604.3 020201	Ø 19,05 GG
11	44	09/86→12/97	➔	10/89→	2	24.3219-1119.3 020333	Ø 19,05 GG
			➔	☐; 10/89→		24.3219-1603.3 020200	Ø 19,05 GG
			➔	☐; 10/89→		24.3219-1604.3 020201	Ø 19,05 GG
14 (ZA)	55	04/87→04/97	➔	☐; 03/89→ 12/96		24.3219-1609.3 020319	Ø 19,05 GG
			➔	☐; 03/89→ 12/96		24.3219-1610.3 020320	Ø 19,05 GG
14 D	37	08/91→12/97	➔		2	24.3219-1119.3 020333	Ø 19,05 GG
15 D	40	08/94→12/97	➔			24.3219-1603.3 020200	Ø 19,05 GG
15 D	43	08/94→12/97	➔	☐			
Electric	25	04/93→10/96	➔			24.3219-1604.3 020201	Ø 19,05 GG
Electric	28	11/96→04/97	➔	☐			
<b>Zubehörsatz, Bremsbacken</b>							
1.4 GTi	66	08/91→12/96	➔			03.0137-9055.2 669055	BDX
1.4 GTi	69	06/91→12/96					
10	33	07/86→12/98	➔			03.0137-9079.2 669079	
14 D	37	08/91→12/97					
15 D	40	08/94→12/97					
15 D	43	08/94→12/97					
Electric	25	04/93→10/96					
Electric	28	11/96→04/97					
10	37	02/87→12/98	➔	07/92→		03.0137-9079.2 669079	
11	44	09/86→12/97	➔	10/89→		03.0137-9079.2 669079	
14 (ZA)	55	04/87→04/97	➔	03/89→ 12/96		03.0137-9055.2 669055	BDX
14 4x4	55	08/91→12/96	➔			03.0137-9125.2 669125	BDX
 <b>Bremstrommel</b>							
1.4 GTi	66	08/91→12/96	➔			24.0218-0020.1 480074	Ø 180,0 x 46 / 181 - RLG / - ABS Ring
1.4 GTi	69	06/91→12/96					
↓							







	kw				!#		
<b>CITROËN - AX (ZA-) 07/86→12/98</b>							
<b>Bremstrommel</b>							
1.4 GTi	66	08/91→12/96	➔			24.0218-0720.2 480205	Ø 180,0 x 46 / 181 + RLG / - ABS Ring
1.4 GTi	69	06/91→12/96	➔				
10	33	07/86→12/98	➔			24.0216-5001.1 480001	Ø 165,0 x 38,5 / 166 - RLG
14 D	37	08/91→12/97	➔			24.0216-5701.2 480212	Ø 165,0 x 38,5 / 166 + RLG
15 D	40	08/94→12/97	➔				
15 D	43	08/94→12/97	➔				
Electric	25	04/93→10/96	➔				
Electric	28	11/96→04/97	➔				
10	37	02/87→12/98	➔	07/92→		24.0216-5001.1 480001	Ø 165,0 x 38,5 / 166 - RLG
						24.0216-5701.2 480212	Ø 165,0 x 38,5 / 166 + RLG
11	44	09/86→12/97	➔	10/89→		24.0216-5001.1 480001	Ø 165,0 x 38,5 / 166 - RLG
						24.0216-5701.2 480212	Ø 165,0 x 38,5 / 166 + RLG
14 (ZA)	55	04/87→04/97	➔	03/89→ 12/96		24.0218-0020.1 480074	Ø 180,0 x 46 / 181 - RLG / - ABS Ring
						24.0218-0720.2 480205	Ø 180,0 x 46 / 181 + RLG / - ABS Ring
<b>Bremsbackensatz</b>							
1.4 GTi	66	08/91→12/96	➔			03.0137-0196.2 650196	BDX Ø 180 x 32
1.4 GTi	69	06/91→12/96	➔				
10	33	07/86→12/98	➔			03.0137-0195.2 650195	Ø 164 x 32
14 D	37	08/91→12/97	➔	+ RZR		03.0420-0519.3 680519	BDX Ø 164 x 32 Ø 19,05 + RZ / + Zub Kit
15 D	40	08/94→12/97	➔			03.0520-0519.3 690519	BDX Ø 164 x 32 Ø 19,05 + RZ / + Zub TopKit
15 D	43	08/94→12/97	➔	- RZR		03.0520-0719.3 690719	BDX Ø 164 x 32 Ø 19,05 + RZ / + Zub TopKit
10	37	02/87→12/98	➔	07/92→		03.0137-0195.2 650195	Ø 164 x 32
			➔	07/92→; + RZR		03.0420-0519.3 680519	BDX Ø 164 x 32 Ø 19,05 + RZ / + Zub Kit
						03.0520-0519.3 690519	BDX Ø 164 x 32 Ø 19,05 + RZ / + Zub TopKit
			➔	07/92→; - RZR		03.0520-0719.3 690719	BDX Ø 164 x 32 Ø 19,05 + RZ / + Zub TopKit
11	44	09/86→12/97	➔	10/89→		03.0137-0195.2 650195	Ø 164 x 32
			➔	10/89→; + RZR		03.0420-0519.3 680519	BDX Ø 164 x 32 Ø 19,05 + RZ / + Zub Kit
						03.0520-0519.3 690519	BDX Ø 164 x 32 Ø 19,05 + RZ / + Zub TopKit
			➔	10/89→; - RZR		03.0520-0719.3 690719	BDX Ø 164 x 32 Ø 19,05 + RZ / + Zub TopKit
14 (ZA)	55	04/87→04/97	➔	03/89→ 12/96		03.0137-0196.2 650196	BDX Ø 180 x 32
14 4x4	55	08/91→12/96	➔			03.0137-0211.2 650211	BDX Ø 203 x 39
Electric	25	04/93→10/96	➔			03.0137-0195.2 650195	Ø 164 x 32
Electric	28	11/96→04/97	➔				
<b>Seilzug, Feststellbremse</b>							
1.4 GTi	66	08/91→12/96	➔	⏴; Trommelbremse	2	24.3727-0303.2 580303	L= 1.395
1.4 GTi	69	06/91→12/96	➔				
10	33	07/86→12/98	➔				
14 D	37	08/91→12/97	➔				
15 D	40	08/94→12/97	➔				
15 D	43	08/94→12/97	➔				
10	37	02/87→12/98	➔	⏴; 07/92→; Trommelbremse	2	24.3727-0303.2 580303	L= 1.395
11	44	09/86→12/97	➔	⏴; 10/89→; Trommelbremse	2	24.3727-0303.2 580303	L= 1.395
14 (ZA)	55	04/87→04/97	➔	⏴; 03/89→ 12/96; Trommelbremse	2	24.3727-0303.2 580303	L= 1.395
<b>CITROËN - BERLINGO / BERLINGO FIRST Großraumlimousine (MF, GJK, GFK) 07/96→12/11</b>							
<b>Radbremszylinder</b>							
1.1 i (MFHDZ, MFHFX)	44	07/96→05/08	➔	→ 03/08		24.3222-1734.3 020539	TRW Ø 22,2 ALU
1.4 bivalent	48	11/02→12/11	➔				
1.4 i (MFKFX, MFKFW, GJKFWB, GJKFWC, GFKFWC)	55	07/96→12/11	➔				
1.4 i bivalent (MFKFW)	55	04/03→10/08	➔				
1.6 HDI 75 (MF9HW, GJ9HWC, GF9HWC, GN9HWC)	55	07/05→12/11	➔				
1.4	53	11/02→10/05	➔			24.3222-1734.3 020539	TRW Ø 22,2 ALU
1.8 D (MFA9A)	43	07/98→10/02	➔				
↓							
















	kW						
<b>CITROËN - BERLINGO / BERLINGO FIRST Großraumlimousine (MF, GJK, GFK) 07/96→12/11</b>							
<b> Radbremszylinder</b>							
1.8 i (MFLFX)	66	05/97→10/02	➔			24.3222-1734.3 020539	TRW Ø 22,2 ALU
1.9 D (MFDJY)	50	07/96→12/03					
1.9 D (MFWJZ)	51	07/98→10/05					
1.9 D 4WD (MFWJZ)	51	07/98→10/05					
electric	16	01/00→10/02					
1.6 16V (MFNFU)	80	10/00→12/11	➔	→ 03/08; - ESP		24.3222-1734.3 020539	TRW Ø 22,2 ALU
1.6 16V (MFNFU)	81	11/02→10/08					
1.6 HDI 90 (MF9HX)	66	07/05→05/08					
1.8 i 4WD (MFLFX)	66	04/97→10/01	➔	05/97→		24.3222-1734.3 020539	TRW Ø 22,2 ALU
2.0 HDi 4x4 (MFRHY)	66	11/02→10/05	➔	- ESP		24.3222-1734.3 020539	TRW Ø 22,2 ALU
2.0 HDI 90 (MFRHY)	66	12/99→10/05					
Electric	28	01/98→12/05	➔	11/02→		24.3222-1734.3 020539	TRW Ø 22,2 ALU
<b>Zubehörsatz, Bremsbacken</b>							
1.1 i (MFHDZ, MFHFX)	44	07/96→05/08	➔	→ 03/08		03.0137-9220.2 669220	TRW
1.4 bivalent	48	11/02→12/11					
1.4 i (MFKFX, MFKFW, GJKFWB, GJKFWC, GFKFWC)	55	07/96→12/11					
1.4 i bivalent (MFKFW)	55	04/03→10/08					
1.6 HDI 75 (MF9HW, GJ9HWC, GF9HWC, GN9HWC)	55	07/05→12/11					
1.4	53	11/02→10/05	➔			03.0137-9220.2 669220	TRW
1.8 D (MFA9A)	43	07/98→10/02					
1.8 i (MFLFX)	66	05/97→10/02					
1.9 D (MFDJY)	50	07/96→12/03					
1.9 D (MFWJZ)	51	07/98→10/05					
1.9 D 4WD (MFWJZ)	51	07/98→10/05					
electric	16	01/00→10/02					
1.6 16V (MFNFU)	80	10/00→12/11	➔	→ 03/08; - ESP		03.0137-9220.2 669220	TRW
1.6 16V (MFNFU)	81	11/02→10/08					
1.6 HDI 90 (MF9HX)	66	07/05→05/08					
1.8 i 4WD (MFLFX)	66	04/97→10/01	➔	05/97→		03.0137-9220.2 669220	TRW
2.0 HDi 4x4 (MFRHY)	66	11/02→10/05	➔	- ESP		03.0137-9220.2 669220	TRW
2.0 HDI 90 (MFRHY)	66	12/99→10/05					
Electric	28	01/98→12/05	➔	11/02→		03.0137-9220.2 669220	TRW
<b> Bremstrommel</b>							
1.1 i (MFHDZ, MFHFX)	44	07/96→05/08	➔	→ 03/08		24.0222-8017.1 480071	Ø 229,0 x 50,8 / 230
1.4 bivalent	48	11/02→12/11					
1.4 i (MFKFX, MFKFW, GJKFWB, GJKFWC, GFKFWC)	55	07/96→12/11					
1.4 i bivalent (MFKFW)	55	04/03→10/08					
1.6 HDI 75 (MF9HW, GJ9HWC, GF9HWC, GN9HWC)	55	07/05→12/11					
1.4	53	11/02→10/05	➔			24.0222-8017.1 480071	Ø 229,0 x 50,8 / 230
1.8 D (MFA9A)	43	07/98→10/02					
1.8 i (MFLFX)	66	05/97→10/02					
1.9 D (MFDJY)	50	07/96→12/03					
1.9 D (MFWJZ)	51	07/98→10/05					
1.9 D 4WD (MFWJZ)	51	07/98→10/05					
electric	16	01/00→10/02					
1.6 16V (MFNFU)	80	10/00→12/11	➔	→ 03/08; - ESP		24.0222-8017.1 480071	Ø 229,0 x 50,8 / 230
1.6 16V (MFNFU)	81	11/02→10/08					
1.6 HDI 90 (MF9HX)	66	07/05→05/08					
1.8 i 4WD (MFLFX)	66	04/97→10/01	➔	05/97→		24.0222-8017.1 480071	Ø 229,0 x 50,8 / 230
2.0 HDi 4x4 (MFRHY)	66	11/02→10/05	➔	- ESP		24.0222-8017.1 480071	Ø 229,0 x 50,8 / 230
2.0 HDI 90 (MFRHY)	66	12/99→10/05					
Electric	28	01/98→12/05	➔	11/02→		24.0222-8017.1 480071	Ø 229,0 x 50,8 / 230
<b> Bremsbackensatz</b>							
1.1 i (MFHDZ, MFHFX)	44	07/96→05/08	➔	→ 03/08		03.0137-0341.2 650341	TRW Ø 229 x 42 + HEB
1.4 i (MFKFX, MFKFW, GJKFWB, GJKFWC, GFKFWC)	55	07/96→12/11	➔	→ Orga 08000		03.0520-6322.3 696322	TRW Ø 229 x 42 Ø 22,2 + RZ / + Zub TopKit
			➔	Orga 08001→; → 03/08		03.0520-6322.3 696322	TRW Ø 229 x 42 Ø 22,2 + RZ / + Zub TopKit
1.4	53	11/02→10/05	➔			03.0137-0341.2 650341	TRW Ø 229 x 42 + HEB
electric	16	01/00→10/02				03.0520-6322.3 696322	TRW Ø 229 x 42 Ø 22,2 + RZ / + Zub TopKit
1.4 bivalent	48	11/02→12/11	➔	→ 03/08		03.0137-0341.2 650341	TRW Ø 229 x 42 + HEB
1.4 i bivalent (MFKFW)	55	04/03→10/08				03.0520-6322.3 696322	TRW Ø 229 x 42 Ø 22,2 + RZ / + Zub TopKit

















	kw				!#		
<b>CITROËN - BERLINGO / BERLINGO FIRST Großraumlimousine (MF, GJK, GFK) 07/96→12/11</b>							
<b>Bremsbackensatz</b>							
1.6 HDI 75 (MF9HW, GJ9HWC, GF9HWC, GN9HWC)	55	07/05→12/11	➔	→ 03/08		03.0137-0341.2 650341 03.0520-6322.3 696322	TRW Ø 229 x 42 + HEB TRW Ø 229 x 42 Ø 22,2 + RZ / + Zub TopKit
1.6 16V (MFNFU)	80	10/00→12/11	➔	→ 03/08; - ESP		03.0137-0341.2 650341	TRW Ø 229 x 42 + HEB
1.6 16V (MFNFU)	81	11/02→10/08				03.0520-6322.3 696322	TRW Ø 229 x 42 Ø 22,2 + RZ / + Zub TopKit
1.6 HDI 90 (MF9HX)	66	07/05→05/08					
1.8 D (MFA9A)	43	07/98→10/02	➔			03.0137-0341.2 650341	TRW Ø 229 x 42 + HEB
1.8 i (MFLFX)	66	05/97→10/02	➔	Orga 08001→		03.0520-6322.3 696322	TRW Ø 229 x 42 Ø 22,2 + RZ / + Zub TopKit
1.9 D (MFDJY)	50	07/96→12/03					
1.9 D (MFWJZ)	51	07/98→10/05					
1.9 D 4WD (MFWJZ)	51	07/98→10/05	➔	→Orga 08000		03.0520-6322.3 696322	TRW Ø 229 x 42 Ø 22,2 + RZ / + Zub TopKit
1.8 i 4WD (MFLFX)	66	04/97→10/01	➔	05/97→		03.0137-0341.2 650341	TRW Ø 229 x 42 + HEB
			➔	05/97→; →Orga 08000		03.0520-6322.3 696322	TRW Ø 229 x 42 Ø 22,2 + RZ / + Zub TopKit
			➔	Orga 08001→		03.0520-6322.3 696322	TRW Ø 229 x 42 Ø 22,2 + RZ / + Zub TopKit
2.0 HDi 4x4 (MFRHY)	66	11/02→10/05	➔	- ESP		03.0137-0341.2 650341	TRW Ø 229 x 42 + HEB
2.0 HDI 90 (MFRHY)	66	12/99→10/05				03.0520-6322.3 696322	TRW Ø 229 x 42 Ø 22,2 + RZ / + Zub TopKit
Electric	28	01/98→12/05	➔	11/02→		03.0137-0341.2 650341 03.0520-6322.3 696322	TRW Ø 229 x 42 + HEB TRW Ø 229 x 42 Ø 22,2 + RZ / + Zub TopKit
<b>Seilzug, Feststellbremse</b>							
1.1 i (MFHDZ, MFHFX)	44	07/96→05/08	➔	☐; Orga 08394→; → 03/08; Trommelbremse		24.3727-0314.2 580314	L= 1.745
1.4 i (MFKFX, MFKFW, GJKFWB, GJKFWC, GFKFWC)	55	07/96→12/11	➔	☐; →Orga 08393; Trommelbremse		24.3727-0314.2 580314	L= 1.745
			➔	☐; →Orga 08393; Trommelbremse		24.3727-0315.2 580315	L= 1.818
			➔	☐; Orga 08394→; → 03/08; Trommelbremse		24.3727-0339.2 580339	L= 1.850
1.4	53	11/02→10/05	➔	☐; Trommelbremse		24.3727-0314.2 580314	L= 1.745
			➔	☐; Trommelbremse		24.3727-0339.2 580339	L= 1.850
1.4 bivalent	48	11/02→12/11	➔	☐; → 03/08; Trommelbremse		24.3727-0314.2 580314	L= 1.745
1.4 i bivalent (MFKFW)	55	04/03→10/08					
1.6 HDI 75 (MF9HW, GJ9HWC, GF9HWC, GN9HWC)	55	07/05→12/11	➔	☐; → 03/08; Trommelbremse		24.3727-0339.2 580339	L= 1.850
1.6 16V (MFNFU)	80	10/00→12/11	➔	☐; Orga 08394→; → 03/08; - ESP; Trommelbremse		24.3727-0314.2 580314	L= 1.745
1.6 16V (MFNFU)	81	11/02→10/08	➔	☐; Orga 08394→; → 03/08; - ESP; Trommelbremse		24.3727-0339.2 580339	L= 1.850
			➔	☐; → 03/08; + ESP; Scheibenbremse		24.3727-0347.2 580347	L= 1.923
			➔	☐; → 03/08; + ESP; Scheibenbremse		24.3727-0349.2 580349	L= 1.820
1.6 HDI 90 (MF9HX)	66	07/05→05/08	➔	☐; → 03/08; - ESP; Trommelbremse		24.3727-0314.2 580314	L= 1.745
			➔	☐; → 03/08; - ESP; Trommelbremse		24.3727-0339.2 580339	L= 1.850
			➔	☐; → 03/08; + ESP; Scheibenbremse		24.3727-0347.2 580347	L= 1.923
			➔	☐; → 03/08; + ESP; Scheibenbremse		24.3727-0349.2 580349	L= 1.820
1.8 D (MFA9A)	43	07/98→10/02	➔	☐; Orga 08394→; Trommelbremse		24.3727-0314.2 580314	L= 1.745
1.8 i (MFLFX)	66	05/97→10/02	➔	☐; →Orga 08393; Trommelbremse		24.3727-0314.2 580314	L= 1.745
1.9 D (MFDJY)	50	07/96→12/03					
1.9 D (MFWJZ)	51	07/98→10/05					
1.9 D 4WD (MFWJZ)	51	07/98→10/05	➔	☐; →Orga 08393; Trommelbremse		24.3727-0315.2 580315	L= 1.818
			➔	☐; Orga 08394→; Trommelbremse		24.3727-0339.2 580339	L= 1.850
1.8 i 4WD (MFLFX)	66	04/97→10/01	➔	☐; 05/97→; →Orga 08393; Trommelbremse		24.3727-0314.2 580314	L= 1.745
			➔	☐; Orga 08394→; Trommelbremse		24.3727-0314.2 580314	L= 1.745
			➔	☐; 05/97→; →Orga 08393; Trommelbremse		24.3727-0315.2 580315	L= 1.818
			➔	☐; Orga 08394→; Trommelbremse		24.3727-0339.2 580339	L= 1.850
2.0 HDi 4x4 (MFRHY)	66	11/02→10/05	➔	☐; Orga 08394→; - ESP; Trommelbremse		24.3727-0314.2 580314	L= 1.745
			➔	☐; Orga 08394→; - ESP; Trommelbremse		24.3727-0339.2 580339	L= 1.850
			➔	☐; + ESP; Scheibenbremse		24.3727-0347.2 580347	L= 1.923
			➔	☐; + ESP; Scheibenbremse		24.3727-0349.2 580349	L= 1.820
↓							












	kw			#		
<b>CITROËN - BERLINGO / BERLINGO FIRST Großraumlimousine (MF, GJK, GFK) 07/96→12/11</b>						
 <b>Seilzug, Feststellbremse</b>						
2.0 HDI 90 (MFRHY)	66	12/99→10/05	➔	☐; Orga 08394→; - ESP; Trommelbremse	24.3727-0314.2 580314	L= 1.745
			➔	☐; Orga 08394→; - ESP; Trommelbremse	24.3727-0339.2 580339	L= 1.850
			➔	☐; 12/00→; + ESP; Scheibenbremse	24.3727-0347.2 580347	L= 1.923
			➔	☐; 12/00→; + ESP; Scheibenbremse	24.3727-0349.2 580349	L= 1.820
<b>CITROËN - BERLINGO / BERLINGO FIRST Kasten (M_) 07/96→12/11</b>						
 <b>Radbremszylinder</b>						
1.1 i (MAHDZ, MBHDZ, MBHFX)	44	07/96→03/08	➔	- ESP	24.3222-1734.3 020539	TRW Ø 22,2 ALU
2.0 HDI 90 4WD (MBRHY, MCRHY)	66	11/00→10/05				
1.4 bivalent	48	11/02→12/11	➔	→ 03/08	24.3222-1734.3 020539	TRW Ø 22,2 ALU
1.4 i (MBKFX, MBKFW)	55	07/96→12/11				
1.6 HDI 75 (MB9HW)	55	07/05→12/11				
1.6 HDI 90 (MB9HX, MC9HX)	66	07/05→12/11				
1.9 D 70 (MBWJZ, MCWJZ)	51	04/99→12/11				
1.4 i bivalent (MBKFW)	55	04/03→10/05	➔		24.3222-1734.3 020539	TRW Ø 22,2 ALU
1.6 16V	81	08/05→12/07				
1.6 16V (MBNFU)	80	10/00→03/08				
1.8 D (MBA9A, MCA9A)	43	07/96→10/02				
1.8 i	66	08/99→10/02				
1.9 D (MBDJY)	51	07/96→12/03				
1.9 D 70 4WD (MBWJZ, MCWJZ)	51	07/98→03/06				
Electric	27	07/03→12/05				
2.0 HDI 90 (MBRHY, MCRHY)	66	12/99→12/11	➔	→ 03/08; - ESP	24.3222-1734.3 020539	TRW Ø 22,2 ALU
<b>Zubehörsatz, Bremsbacken</b>						
1.1 i (MAHDZ, MBHDZ, MBHFX)	44	07/96→03/08	➔		03.0137-9220.2 669220	TRW
1.4 i bivalent (MBKFW)	55	04/03→10/05				
1.6 16V	81	08/05→12/07				
1.6 16V (MBNFU)	80	10/00→03/08				
1.8 D (MBA9A, MCA9A)	43	07/96→10/02				
1.8 i	66	08/99→10/02				
1.9 D (MBDJY)	51	07/96→12/03				
1.9 D 70 4WD (MBWJZ, MCWJZ)	51	07/98→03/06				
Electric	27	07/03→12/05				
1.4 bivalent	48	11/02→12/11	➔	→ 03/08	03.0137-9220.2 669220	TRW
1.4 i (MBKFX, MBKFW)	55	07/96→12/11				
1.6 HDI 75 (MB9HW)	55	07/05→12/11				
1.6 HDI 90 (MB9HX, MC9HX)	66	07/05→12/11				
1.9 D 70 (MBWJZ, MCWJZ)	51	04/99→12/11				
2.0 HDI 90 (MBRHY, MCRHY)	66	12/99→12/11	➔	→ 03/08; - ESP	03.0137-9220.2 669220	TRW
2.0 HDI 90 4WD (MBRHY, MCRHY)	66	11/00→10/05	➔	- ESP	03.0137-9220.2 669220	TRW
 <b>Bremstrommel</b>						
1.1 i (MAHDZ, MBHDZ, MBHFX)	44	07/96→03/08	➔		24.0222-8017.1 480071	Ø 229,0 x 50,8 / 230
1.4 i bivalent (MBKFW)	55	04/03→10/05				
1.6 16V	81	08/05→12/07				
1.6 16V (MBNFU)	80	10/00→03/08				
1.8 D (MBA9A, MCA9A)	43	07/96→10/02				
1.8 i	66	08/99→10/02				
1.9 D (MBDJY)	51	07/96→12/03				
1.9 D 70 4WD (MBWJZ, MCWJZ)	51	07/98→03/06				
Electric	27	07/03→12/05				
1.4 bivalent	48	11/02→12/11	➔	→ 03/08	24.0222-8017.1 480071	Ø 229,0 x 50,8 / 230
1.4 i (MBKFX, MBKFW)	55	07/96→12/11				
1.6 HDI 75 (MB9HW)	55	07/05→12/11				
1.6 HDI 90 (MB9HX, MC9HX)	66	07/05→12/11				
1.9 D 70 (MBWJZ, MCWJZ)	51	04/99→12/11				
2.0 HDI 90 (MBRHY, MCRHY)	66	12/99→12/11	➔	→ 03/08; - ESP	24.0222-8017.1 480071	Ø 229,0 x 50,8 / 230
↓						

	kw				!#		
<b>CITROËN - BERLINGO / BERLINGO FIRST Kasten (M_) 07/96→12/11</b>							
<b>Bremstrommel</b>							
2.0 HDI 90 4WD (MBRHY, MCRHY)	66	11/00→10/05	➔	- ESP		24.0222-8017.1 480071	Ø 229,0 x 50,8 / 230
<b>Bremsbackensatz</b>							
1.1 i (MAHDZ, MBHDZ, MBHFX)	44	07/96→03/08	➔			03.0137-0341.2 650341	TRW Ø 229 x 42 + HEB
1.8 D (MBA9A, MCA9A)	43	07/96→10/02	➔	Orga 08001→		03.0520-6322.3 696322	TRW Ø 229 x 42 Ø 22,2 + RZ / + Zub TopKit
1.8 i	66	08/99→10/02	➔				
1.9 D (MBDJY)	51	07/96→12/03	➔	→Orga 08000		03.0520-6322.3 696322	TRW Ø 229 x 42 Ø 22,2 + RZ / + Zub TopKit
1.9 D 70 4WD (MBWJZ, MCWJZ)	51	07/98→03/06	➔				
1.4 bivalent	48	11/02→12/11	➔	→ 03/08		03.0137-0341.2 650341	TRW Ø 229 x 42 + HEB
1.6 HDI 75 (MB9HW)	55	07/05→12/11	➔			03.0520-6322.3 696322	TRW Ø 229 x 42 Ø 22,2 + RZ / + Zub TopKit
1.6 HDI 90 (MB9HX, MC9HX)	66	07/05→12/11	➔				
1.4 i (MBKFX, MBKFW)	55	07/96→12/11	➔	→ 03/08		03.0137-0341.2 650341	TRW Ø 229 x 42 + HEB
1.9 D 70 (MBWJZ, MCWJZ)	51	04/99→12/11	➔	→Orga 08000		03.0520-6322.3 696322	TRW Ø 229 x 42 Ø 22,2 + RZ / + Zub TopKit
			➔	Orga 08001→; → 03/08		03.0520-6322.3 696322	TRW Ø 229 x 42 Ø 22,2 + RZ / + Zub TopKit
1.4 i bivalent (MBKFW)	55	04/03→10/05	➔			03.0137-0341.2 650341	TRW Ø 229 x 42 + HEB
1.6 16V	81	08/05→12/07	➔			03.0520-6322.3 696322	TRW Ø 229 x 42 Ø 22,2 + RZ / + Zub TopKit
1.6 16V (MBNFU)	80	10/00→03/08	➔				
Electric	27	07/03→12/05	➔				
2.0 HDI 90 (MBRHY, MCRHY)	66	12/99→12/11	➔	→ 03/08; - ESP		03.0137-0341.2 650341	TRW Ø 229 x 42 + HEB
						03.0520-6322.3 696322	TRW Ø 229 x 42 Ø 22,2 + RZ / + Zub TopKit
2.0 HDI 90 4WD (MBRHY, MCRHY)	66	11/00→10/05	➔	- ESP		03.0137-0341.2 650341	TRW Ø 229 x 42 + HEB
						03.0520-6322.3 696322	TRW Ø 229 x 42 Ø 22,2 + RZ / + Zub TopKit
<b>Seilzug, Feststellbremse</b>							
1.1 i (MAHDZ, MBHDZ, MBHFX)	44	07/96→03/08	➔	<input type="checkbox"/> ; Orga 08394→; Scheiben/Trommel		24.3727-0314.2 580314	L= 1.745
1.8 D (MBA9A, MCA9A)	43	07/96→10/02	➔	<input type="checkbox"/> ; →Orga 08393; Trommelbremse		24.3727-0314.2 580314	L= 1.745
1.8 i	66	08/99→10/02	➔	<input type="checkbox"/> ; →Orga 08393; Trommelbremse		24.3727-0315.2 580315	L= 1.818
1.9 D (MBDJY)	51	07/96→12/03	➔	<input type="checkbox"/> ; →Orga 08393; Trommelbremse		24.3727-0339.2 580339	L= 1.850
1.9 D 70 4WD (MBWJZ, MCWJZ)	51	07/98→03/06	➔	<input type="checkbox"/> ; Orga 08394→; Scheiben/Trommel			
1.4 bivalent	48	11/02→12/11	➔	<input type="checkbox"/> ; → 03/08; Scheiben/Trommel		24.3727-0314.2 580314	L= 1.745
1.6 HDI 75 (MB9HW)	55	07/05→12/11	➔	<input type="checkbox"/> ; → 03/08; Scheiben/Trommel		24.3727-0339.2 580339	L= 1.850
1.6 HDI 90 (MB9HX, MC9HX)	66	07/05→12/11	➔				
1.4 i (MBKFX, MBKFW)	55	07/96→12/11	➔	<input type="checkbox"/> ; Orga 08394→; → 03/08; Scheiben/Trommel		24.3727-0314.2 580314	L= 1.745
1.9 D 70 (MBWJZ, MCWJZ)	51	04/99→12/11	➔	<input type="checkbox"/> ; →Orga 08393; Trommelbremse		24.3727-0314.2 580314	L= 1.745
			➔	<input type="checkbox"/> ; →Orga 08393; Trommelbremse		24.3727-0315.2 580315	L= 1.818
			➔	<input type="checkbox"/> ; Orga 08394→; → 03/08; Scheiben/Trommel		24.3727-0339.2 580339	L= 1.850
1.4 i bivalent (MBKFW)	55	04/03→10/05	➔	<input type="checkbox"/> ; Scheiben/Trommel		24.3727-0314.2 580314	L= 1.745
1.6 16V	81	08/05→12/07	➔	<input type="checkbox"/> ; Scheiben/Trommel		24.3727-0339.2 580339	L= 1.850
1.6 16V (MBNFU)	80	10/00→03/08	➔				
2.0 HDI 90 (MBRHY, MCRHY)	66	12/99→12/11	➔	<input type="checkbox"/> ; Orga 08394→; → 03/08; Scheiben/Trommel		24.3727-0314.2 580314	L= 1.745
			➔	<input type="checkbox"/> ; Orga 08394→; → 03/08; Scheiben/Trommel		24.3727-0339.2 580339	L= 1.850
2.0 HDI 90 4WD (MBRHY, MCRHY)	66	11/00→10/05	➔	<input type="checkbox"/> ; Orga 08394→; Scheiben/Trommel		24.3727-0314.2 580314	L= 1.745
			➔	<input type="checkbox"/> ; Orga 08394→; Scheiben/Trommel		24.3727-0339.2 580339	L= 1.850
<b>CITROËN - BERLINGO (B9) 04/08→</b>							
<b>Seilzug, Feststellbremse</b>							
1.6	66	04/08→	➔	<input type="checkbox"/> ; →Orga 14083; Scheibenbremse	2	24.3727-0853.2 580853	L= 2.398
1.6	80	04/08→					
1.6 BlueHdi 100	73	12/14→					
1.6 BlueHdi 120	88	12/14→					
1.6 HDi 110	80	04/08→					
1.6 HDi 110	82	07/10→					
1.6 HDi 115	84	07/10→					
1.6 HDi 115 4x4	84	02/12→					
1.6 HDi 75 16V	55	04/08→					
1.6 HDi 90	66	04/08→					
1.6 HDi 90	68	07/10→					
1.6 HDi 90 4x4	66	02/12→12/14					
1.6 VTi 120	88	11/09→					












	kW					!#		
<b>CITROËN - BERLINGO (B9) 04/08→</b>								
 <b>Seilzug, Feststellbremse</b>								
1.6 VTi 95	72	07/10→	➡	⬇; →Orga 14083; Scheibenbremse	2	24.3727-0853.2	580853	L= 2.398
1.6 HDi 75 / BlueHDi 75	55	04/08→	➡	⬇; 04/15→; →Orga 14083; Scheibenbremse	2	24.3727-0853.2	580853	L= 2.398
<b>CITROËN - BERLINGO Kasten (B9) 04/08→</b>								
 <b>Seilzug, Feststellbremse</b>								
1.6	66	04/08→	➡	⬇; →Orga 14083; Scheibenbremse	2	24.3727-0853.2	580853	L= 2.398
1.6	80	04/08→						
1.6 BlueHDi 100	73	12/14→						
1.6 BlueHDi 100 4x4	73	12/14→						
1.6 BlueHDi 120	88	12/14→						
1.6 HDi 110	80	04/08→						
1.6 HDi 110	82	07/10→						
1.6 HDi 115	84	07/10→						
1.6 HDi 115 4x4	84	02/12→						
1.6 HDi 75	55	04/08→						
1.6 HDi 75 4x4	55	02/12→						
1.6 HDi 90	66	07/10→						
1.6 HDi 90	68	07/10→						
1.6 HDi 90 16V	66	04/08→						
1.6 HDi 90 4x4	66	02/12→						
1.6 VTi 120	88	11/09→						
1.6 VTi 95	72	07/10→						
Electric	49	03/14→						
1.6 HDi / BlueHDi 75	55	07/10→	➡	⬇; 04/15→; →Orga 14083; Scheibenbremse	2	24.3727-0853.2	580853	L= 2.398
Electric	35	01/13→	➡	⬇; 02/13→; →Orga 14083; Scheibenbremse	2	24.3727-0853.2	580853	L= 2.398
Electric	42	09/11→						
<b>CITROËN - BERLINGO Pritsche/Fahrgestell (B9) 04/08→</b>								
 <b>Seilzug, Feststellbremse</b>								
1.6 BlueHDi 100	73	12/14→	➡	⬇; →Orga 14083; Scheibenbremse	2	24.3727-0853.2	580853	L= 2.398
1.6 HDi 90 16V	66	04/08→						
1.6 HDi 92	68	07/10→						
<b>CITROËN - C1 (PM_, PN_) 06/05→09/14</b>								
 <b>Radbremszylinder</b>								
1.0	50	06/05→09/14	➡	→ 04/14		24.3217-1719.3	020482	BOS Ø 17,46 ALU
1.4 HDi	40	06/05→09/14	➡	→ 12/08		24.3217-1719.3	020482	BOS Ø 17,46 ALU
<b>Zubehörsatz, Bremsbacken</b>								
1.0	50	06/05→09/14	➡	→ 04/14		03.0137-9287.2	669287	BOS
1.4 HDi	40	06/05→09/14	➡	→ 12/08		03.0137-9287.2	669287	BOS
 <b>Bremstrommel</b>								
1.0	50	06/05→09/14	➡	→ 04/14		24.0220-0046.1	480193	Ø 200,0 x 44 / 201
1.4 HDi	40	06/05→09/14	➡	→ 12/08		24.0220-0046.1	480193	Ø 200,0 x 44 / 201
 <b>Bremsbackensatz</b>								
1.0	50	06/05→09/14	➡	→ 04/14		03.0137-0466.2	650466	BOS Ø 200 x 32 + HEB
						03.0520-4117.3	694117	BOS Ø 200 x 32 Ø 17,46 + RZ / + Zub TopKit
1.4 HDi	40	06/05→09/14	➡	→ 12/08		03.0137-0466.2	650466	BOS Ø 200 x 32 + HEB
						03.0520-4117.3	694117	BOS Ø 200 x 32 Ø 17,46 + RZ / + Zub TopKit
<b>CITROËN - C1 II (PA_, PS_) 04/14→</b>								
 <b>Radbremszylinder</b>								
1.0 VTi 68	51	04/14→	➡			24.3217-1739.3	020597	BOS Ø 17,46 ALU
1.2 VTi 82	60	04/14→						
<b>Zubehörsatz, Bremsbacken</b>								
1.0 VTi 68	51	04/14→	➡			03.0137-9287.2	669287	BOS
1.2 VTi 82	60	04/14→						
 <b>Bremstrommel</b>								
1.0 VTi 68	51	04/14→	➡			24.0220-0046.1	480193	Ø 200,0 x 44 / 201
1.2 VTi 82	60	04/14→						
↓								






























	kw				!#		
<b>CITROËN - C1 II (PA_, PS_) 04/14→</b>							
 <b>Bremsbackensatz</b>							
1.0 VTi 68	51	04/14→	➔			03.0137-0466.2 650466	BOS Ø 200 x 32 + HEB
1.2 VTi 82	60	04/14→					
<b>CITROËN - C2 (JM_) 09/03→</b>							
 <b>Radbremszylinder</b>							
1.1	44	09/03→	➔	☐; → 12/09; - ABS; nur paarweise austauschen		24.3219-1739.3 020472	Ø 19,05 GG
1.4	54	09/03→					
1.4	55	10/06→	➔	☐; → 12/09; - ABS; nur paarweise austauschen		24.3219-1740.3 020473	Ø 19,05 GG
1.4 16V	65	06/06→					
1.4 HDi	50	09/03→	➔	→ 12/09; + ABS		24.3220-1717.3 020430	TRW Ø 20,64 ALU
						24.3220-1724.3 020476	BOS Ø 20,64 ALU
<b>Zubehörsatz, Bremsbacken</b>							
1.1	44	09/03→	➔	→ 12/09		03.0137-9267.2 669267	TRW
1.4	54	09/03→					
1.4	55	10/06→				03.0137-9281.2 669281	
1.4 16V	65	06/06→					
1.4 HDi	50	09/03→					
 <b>Bremstrommel</b>							
1.1	44	09/03→	➔	→ 12/09		24.0220-3029.1 480179	Ø 203,0 x 42 / 204,5 - RLG / - ABS Ring
1.4	54	09/03→					
1.4	55	10/06→				24.0220-3729.2 480217	Ø 203,0 x 42 / 204,5 + RLG / + ABS Ring
1.4 16V	65	06/06→					
1.4 HDi	50	09/03→					
 <b>Bremsbackensatz</b>							
1.1	44	09/03→	➔	→ 12/09		03.0137-0426.2 650426	TRW Ø 203 x 38 + HEB
1.4	54	09/03→				03.0137-0439.2 650439	Ø 203 x 39 + HEB
1.4	55	10/06→					
1.4 16V	65	06/06→	➔	→ 12/09; - ABS		03.0520-6119.3 696119	TRW Ø 203 x 38 Ø 19,05 + RZ / + Zub TopKit
1.4 HDi	50	09/03→	➔	→ 12/09; + ABS		03.0520-7620.3 697620	TRW Ø 203 x 38 Ø 20,64 + RZ / + Zub TopKit
						03.0520-8520.3 698520	BOS Ø 203 x 39 Ø 20,64 + RZ / + Zub TopKit
 <b>Seilzug, Feststellbremse</b>							
1.1	44	09/03→	➔	☑; → 12/09; Trommelbremse	2	24.3727-0843.2 580843	L= 1.612
1.4	54	09/03→					
1.4	55	10/06→					
1.4 16V	65	06/06→					
1.4 HDi	50	09/03→					
<b>CITROËN - C2 ENTERPRISE (JG_) 04/09→</b>							
 <b>Radbremszylinder</b>							
1.4 HDi	50	04/09→	➔	☐; → 12/09; - ABS; nur paarweise austauschen		24.3219-1739.3 020472	Ø 19,05 GG
			➔	☐; → 12/09; - ABS; nur paarweise austauschen		24.3219-1740.3 020473	Ø 19,05 GG
			➔	→ 12/09; + ABS		24.3220-1717.3 020430	TRW Ø 20,64 ALU
						24.3220-1724.3 020476	BOS Ø 20,64 ALU
<b>Zubehörsatz, Bremsbacken</b>							
1.4 HDi	50	04/09→	➔	→ 12/09		03.0137-9267.2 669267	TRW
						03.0137-9281.2 669281	
 <b>Bremstrommel</b>							
1.4 HDi	50	04/09→	➔	→ 12/09		24.0220-3029.1 480179	Ø 203,0 x 42 / 204,5 - RLG / - ABS Ring
						24.0220-3729.2 480217	Ø 203,0 x 42 / 204,5 + RLG / + ABS Ring
 <b>Bremsbackensatz</b>							
1.4 HDi	50	04/09→	➔	→ 12/09		03.0137-0426.2 650426	TRW Ø 203 x 38 + HEB
			➔	→ 12/09; - ABS		03.0137-0439.2 650439	Ø 203 x 39 + HEB
			➔	→ 12/09; + ABS		03.0520-6119.3 696119	TRW Ø 203 x 38 Ø 19,05 + RZ / + Zub TopKit
						03.0520-7620.3 697620	TRW Ø 203 x 38 Ø 20,64 + RZ / + Zub TopKit














	kw				!#		
<b>CITROËN - C2 ENTERPRISE (JG_) 04/09→</b>							
 <b>Bremsbackensatz</b>							
1.4 HDi	50	04/09→	➔	→ 12/09; + ABS		<b>03.0520-8520.3 698520</b>	BOS Ø 203 x 39 Ø 20,64 + RZ / + Zub TopKit
 <b>Seilzug, Feststellbremse</b>							
1.4 HDi	50	04/09→	➔	↳; → 12/09; Trommelbremse	2	<b>24.3727-0843.2 580843</b>	L= 1.612
<b>CITROËN - C3 I (FC_, FN_) 02/02→</b>							
 <b>Radbremszylinder</b>							
1.1 i	44	02/02→	➔	☐; → 08/09; - ABS; nur paarweise austauschen		<b>24.3219-1739.3 020472</b>	Ø 19,05 GG
1.4 HDi	50	02/02→					
1.4 HDi	52	07/03→02/11	➔	☐; → 08/09; - ABS; nur paarweise austauschen		<b>24.3219-1740.3 020473</b>	Ø 19,05 GG
1.4 HDi	55	05/05→					
1.4 i	54	02/02→	➔	→ 08/09; + ABS		<b>24.3220-1717.3 020430</b>	TRW Ø 20,64 ALU
						<b>24.3220-1724.3 020476</b>	BOS Ø 20,64 ALU
1.4 16V	65	12/03→	➔	→ 08/09		<b>24.3220-1717.3 020430</b>	TRW Ø 20,64 ALU
1.4 16V HDi	66	02/02→					
1.6 16V HDi	66	10/05→				<b>24.3220-1724.3 020476</b>	BOS Ø 20,64 ALU
1.4 i Bivalent	54	02/02→	➔	☐; 09/05→ 08/09; - ABS; nur paarweise austauschen		<b>24.3219-1739.3 020472</b>	Ø 19,05 GG
			➔	☐; 09/05→ 08/09; - ABS; nur paarweise austauschen		<b>24.3219-1740.3 020473</b>	Ø 19,05 GG
			➔	09/05→ 08/09; + ABS		<b>24.3220-1717.3 020430</b>	TRW Ø 20,64 ALU
						<b>24.3220-1724.3 020476</b>	BOS Ø 20,64 ALU
<b>Zubehörsatz, Bremsbacken</b>							
1.1 i	44	02/02→	➔	→ 08/09		<b>03.0137-9267.2 669267</b>	TRW
1.4 HDi	50	02/02→					
1.4 HDi	52	07/03→02/11	➔	→ 08/09; + ABS		<b>03.0137-9281.2 669281</b>	
1.4 HDi	55	05/05→					
1.4 i	54	02/02→					
1.4 16V	65	12/03→	➔	→ 08/09		<b>03.0137-9267.2 669267</b>	TRW
1.4 16V HDi	66	02/02→					
1.6 16V HDi	66	10/05→				<b>03.0137-9281.2 669281</b>	
1.4 i Bivalent	54	02/02→	➔	09/05→ 08/09		<b>03.0137-9267.2 669267</b>	TRW
			➔	09/05→ 08/09; + ABS		<b>03.0137-9281.2 669281</b>	
 <b>Bremstrommel</b>							
1.1 i	44	02/02→	➔	→ 08/09		<b>24.0220-3029.1 480179</b>	Ø 203,0 x 42 / 204,5 - RLG / - ABS Ring
1.4 16V	65	12/03→					
1.4 16V HDi	66	02/02→				<b>24.0220-3729.2 480217</b>	Ø 203,0 x 42 / 204,5 + RLG / + ABS Ring
1.4 HDi	50	02/02→					
1.4 HDi	52	07/03→02/11					
1.4 HDi	55	05/05→					
1.4 i	54	02/02→					
1.6 16V HDi	66	10/05→					
1.4 i Bivalent	54	02/02→	➔	09/05→ 08/09		<b>24.0220-3029.1 480179</b>	Ø 203,0 x 42 / 204,5 - RLG / - ABS Ring
						<b>24.0220-3729.2 480217</b>	Ø 203,0 x 42 / 204,5 + RLG / + ABS Ring
 <b>Bremsbackensatz</b>							
1.1 i	44	02/02→	➔	→ 08/09		<b>03.0137-0426.2 650426</b>	TRW Ø 203 x 38 + HEB
1.4 HDi	50	02/02→					
1.4 HDi	52	07/03→02/11	➔	→ 08/09; + ABS		<b>03.0137-0439.2 650439</b>	Ø 203 x 39 + HEB
1.4 HDi	55	05/05→				<b>03.0520-7620.3 697620</b>	TRW Ø 203 x 38 Ø 20,64 + RZ / + Zub TopKit
1.4 i	54	02/02→				<b>03.0520-8520.3 698520</b>	BOS Ø 203 x 39 Ø 20,64 + RZ / + Zub TopKit
			➔	→ 08/09; - ABS		<b>03.0520-6119.3 696119</b>	TRW Ø 203 x 38 Ø 19,05 + RZ / + Zub TopKit
1.4 16V	65	12/03→	➔	→ 08/09		<b>03.0137-0426.2 650426</b>	TRW Ø 203 x 38 + HEB
1.4 16V HDi	66	02/02→				<b>03.0137-0439.2 650439</b>	Ø 203 x 39 + HEB
1.6 16V HDi	66	10/05→				<b>03.0520-7620.3 697620</b>	TRW Ø 203 x 38 Ø 20,64 + RZ / + Zub TopKit
						<b>03.0520-8520.3 698520</b>	BOS Ø 203 x 39 Ø 20,64 + RZ / + Zub TopKit
1.4 i Bivalent	54	02/02→	➔	09/05→ 08/09		<b>03.0137-0426.2 650426</b>	TRW Ø 203 x 38 + HEB
			➔	09/05→ 08/09; + ABS		<b>03.0137-0439.2 650439</b>	Ø 203 x 39 + HEB
						<b>03.0520-7620.3 697620</b>	TRW Ø 203 x 38 Ø 20,64 + RZ / + Zub TopKit




























	kw				!#		
<b>CITROËN - C3 I (FC_, FN_) 02/02→</b>							
 <b>Bremsbackensatz</b>							
1.4 i Bivalent	54	02/02→	➔	09/05→ 08/09; + ABS		<b>03.0520-8520.3 698520</b>	BOS Ø 203 x 39 Ø 20,64 + RZ / + Zub TopKit
			➔	09/05→ 08/09; - ABS		<b>03.0520-6119.3 696119</b>	TRW Ø 203 x 38 Ø 19,05 + RZ / + Zub TopKit
 <b>Seilzug, Feststellbremse</b>							
1.1 i	44	02/02→	➔	↳; →Orga 10422; Trommelbremse	2	<b>24.3727-0346.2 580346</b>	L= 1.716
1.4 16V	65	12/03→					
1.4 16V HDi	66	02/02→	➔	↳; Orga 10423→; → 08/09; Trommelbremse	2	<b>24.3727-0352.2 580352</b>	L= 1.693
1.4 HDi	50	02/02→					
1.4 HDi	52	07/03→02/11					
1.4 HDi	55	05/05→					
1.4 i	54	02/02→					
1.6 16V HDi	66	10/05→					
1.4 i Bivalent	54	02/02→	➔	↳; 09/05→; →Orga 10422; Trommelbremse	2	<b>24.3727-0346.2 580346</b>	L= 1.716
			➔	↳; Orga 10423→; → 08/09; Trommelbremse	2	<b>24.3727-0352.2 580352</b>	L= 1.693
<b>CITROËN - C3 II (SC_) 11/09→</b>							
 <b>Radbremszylinder</b>							
1.0 VTi 68	50	08/12→	➔	10/12→;		<b>24.3220-1741.3 020548</b>	Ø 20,64 ALU
1.2 VTi 82	60	06/12→		Br.trommeldurchm.außen [mm]: 203			
1.1	44	11/09→	➔	Br.trommeldurchm.außen [mm]: 203		<b>24.3220-1741.3 020548</b>	Ø 20,64 ALU
1.1 BiFuel	44	11/10→					
1.4	54	11/09→					
1.4 HDi 70	50	11/09→					
1.4 LPG	54	07/10→					
1.6 HDi	68	11/09→					
1.6 HDi 90	66	11/09→					
1.2 THP 110	81	10/14→	➔	Br.trommeldurchm.außen [mm]: 228		<b>24.3220-1732.3 020514</b>	BOS Ø 20,64 ALU
1.4 LPG	70	06/13→					
1.6 BlueHDi 100	73	07/14→	➔	Br.trommeldurchm.außen [mm]: 203		<b>24.3220-1741.3 020548</b>	Ø 20,64 ALU
1.6 BlueHDi 75	55	04/15→					
1.4 VTi	72	11/09→	➔	Br.trommeldurchm.außen [mm]: 228		<b>24.3220-1732.3 020514</b>	BOS Ø 20,64 ALU
1.4 VTi 95	70	11/09→					
<b>Zubehörsatz, Bremsbacken</b>							
1.0 VTi 68	50	08/12→	➔	10/12→		<b>03.0137-9281.2 669281</b>	
1.2 VTi 82	60	06/12→					
1.1	44	11/09→	➔			<b>03.0137-9281.2 669281</b>	
1.1 BiFuel	44	11/10→					
1.4	54	11/09→					
1.4 HDi 70	50	11/09→					
1.4 LPG	54	07/10→					
1.6 HDi	68	11/09→					
1.6 HDi 90	66	11/09→					
1.2 THP 110	81	10/14→	➔			<b>03.0137-9228.2 669228</b>	BDX
1.4 LPG	70	06/13→					
1.6 BlueHDi 100	73	07/14→				<b>03.0137-9281.2 669281</b>	
1.6 BlueHDi 75	55	04/15→					
1.4 VTi	72	11/09→	➔			<b>03.0137-9228.2 669228</b>	BDX
1.4 VTi 95	70	11/09→					
 <b>Bremstrommel</b>							
1.2 THP 110	81	10/14→	➔			<b>24.0222-9701.2 480219</b>	Ø 228,6 x 51 / 230,1 + RLG / + ABS Ring
1.4 LPG	70	06/13→					
1.4 VTi	72	11/09→					
1.4 VTi 95	70	11/09→					
1.6 BlueHDi 100	73	07/14→					
1.6 BlueHDi 75	55	04/15→					
1.4 HDi 70	50	11/09→	➔			<b>24.0220-3029.1 480179</b>	Ø 203,0 x 42 / 204,5 - RLG / - ABS Ring
						<b>24.0220-3729.2 480217</b>	Ø 203,0 x 42 / 204,5 + RLG / + ABS Ring
 <b>Bremsbackensatz</b>							
1.0 VTi 68	50	08/12→	➔	10/12→		<b>03.0137-0504.2 650504</b>	BOS Ø 203 x 39 + HEB
1.2 VTi 82	60	06/12→				<b>03.0520-9620.3 699620</b>	Ø 203 x 39 Ø 20,64 + RZ / + Zub TopKit
1.1	44	11/09→	➔			<b>03.0137-0504.2 650504</b>	BOS Ø 203 x 39 + HEB
1.1 BiFuel	44	11/10→					
1.4	54	11/09→				<b>03.0520-9620.3 699620</b>	Ø 203 x 39 Ø 20,64 + RZ / + Zub TopKit
1.4 HDi 70	50	11/09→					
1.4 LPG	54	07/10→					
1.6 HDi	68	11/09→					
1.6 HDi 90	66	11/09→					

	kw				!#		
<b>CITROËN - C3 II (SC_) 11/09→</b>							
 <b>Bremsbackensatz</b>							
1.2 THP 110 1.4 LPG 1.6 BlueHDi 100 1.6 BlueHDi 75	81 70 73 55	10/14→ 06/13→ 07/14→ 04/15→	➔			03.0137-0491.2 650491 03.0137-0504.2 650504 03.0520-9420.3 699420 03.0520-9620.3 699620	Ø 228 x 42 + HEB BOS Ø 203 x 39 + HEB BOS Ø 228 x 42 Ø 20,64 + RZ / + Zub TopKit Ø 203 x 39 Ø 20,64 + RZ / + Zub TopKit
1.4 VTi 1.4 VTi 95	72 70	11/09→ 11/09→	➔			03.0137-0491.2 650491 03.0520-9420.3 699420	Ø 228 x 42 + HEB BOS Ø 228 x 42 Ø 20,64 + RZ / + Zub TopKit
<b>CITROËN - C3 III (SX) 07/16→</b>							
 <b>Radbremszylinder</b>							
1.2 THP 110 1.2 VTi 68 1.2 VTi 82 1.6 BlueHDi 100 1.6 BlueHDi 75	81 50 60 73 55	07/16→ 07/16→ 07/16→ 07/16→ 07/16→	➔	Br.trommeldurchm.innen [Zoll]: 9		24.3220-1732.3 020514 24.3220-1743.3 020556	BOS Ø 20,64 ALU Ø 20,64 ALU
<b>Zubehörsatz, Bremsbacken</b>							
1.2 THP 110 1.2 VTi 68 1.2 VTi 82 1.6 BlueHDi 100 1.6 BlueHDi 75	81 50 60 73 55	07/16→ 07/16→ 07/16→ 07/16→ 07/16→	➔			03.0137-9228.2 669228 03.0137-9281.2 669281	BDX
 <b>Bremstrommel</b>							
1.2 THP 110 1.2 VTi 68 1.2 VTi 82 1.6 BlueHDi 100 1.6 BlueHDi 75	81 50 60 73 55	07/16→ 07/16→ 07/16→ 07/16→ 07/16→	➔	Br.trommeldurchm.innen [Zoll]: 9		24.0222-9701.2 480219	Ø 228,6 x 51 / 230,1 + RLG / + ABS Ring
 <b>Bremsbackensatz</b>							
1.2 THP 110 1.2 VTi 68 1.2 VTi 82 1.6 BlueHDi 100 1.6 BlueHDi 75	81 50 60 73 55	07/16→ 07/16→ 07/16→ 07/16→ 07/16→	➔	Br.trommeldurchm.innen [Zoll]: 8		03.0137-0504.2 650504 03.0520-9720.3 699720	BOS Ø 203 x 39 + HEB BOS Ø 203 x 39 Ø 20,64 + RZ / + Zub TopKit
<b>CITROËN - C3 Pluriel (HB_) 05/03→</b>							
 <b>Radbremszylinder</b>							
1.4 1.4 1.4 HDi	54 55 50	05/03→ 07/03→ 04/04→	➔	☐; → 07/10; - ABS; nur paarweise austauschen		24.3219-1739.3 020472 24.3219-1740.3 020473 24.3220-1717.3 020430 24.3220-1724.3 020476	Ø 19,05 GG Ø 19,05 GG TRW Ø 20,64 ALU BOS Ø 20,64 ALU
<b>Zubehörsatz, Bremsbacken</b>							
1.4 1.4 1.4 HDi	54 55 50	05/03→ 07/03→ 04/04→	➔	→ 07/10 → 07/10; + ABS		03.0137-9267.2 669267 03.0137-9281.2 669281	TRW
 <b>Bremstrommel</b>							
1.4 1.4 1.4 HDi	54 55 50	05/03→ 07/03→ 04/04→	➔	→ 07/10		24.0220-3029.1 480179 24.0220-3729.2 480217	Ø 203,0 x 42 / 204,5 - RLG / - ABS Ring Ø 203,0 x 42 / 204,5 + RLG / + ABS Ring
 <b>Bremsbackensatz</b>							
1.4 1.4 1.4 HDi	54 55 50	05/03→ 07/03→ 04/04→	➔	→ 07/10 → 07/10; + ABS → 07/10; - ABS		03.0137-0426.2 650426 03.0137-0439.2 650439 03.0520-7620.3 697620 03.0520-8520.3 698520 03.0520-6119.3 696119	TRW Ø 203 x 38 + HEB Ø 203 x 39 + HEB TRW Ø 203 x 38 Ø 20,64 + RZ / + Zub TopKit BOS Ø 203 x 39 Ø 20,64 + RZ / + Zub TopKit TRW Ø 203 x 38 Ø 19,05 + RZ / + Zub TopKit
 <b>Seilzug, Feststellbremse</b>							
1.4 1.4	54 55	05/03→ 07/03→	➔	☐; →Orga 10233; Trommelbremse	2	24.3727-0346.2 580346	L= 1.716













	kw				!#		
<b>CITROËN - C3 Pluriel (HB_) 05/03→</b>							
 <b>Seilzug, Feststellbremse</b>							
1.4 HDi	50	04/04→	→	↓; Orga 10234→; → 07/10; Trommelbremse	2	24.3727-0352.2 580352	L= 1.693
<b>CITROËN - C4 I (LC_) 11/04→12/13</b>							
 <b>Seilzug, Feststellbremse</b>							
1.4 16V	65	11/04→07/11	→	↓; Scheibenbremse	2	24.3727-0832.2 580832	L= 2.035
1.6 16V	80	11/04→07/11					
1.6 16V Bio-Flex	80	09/07→07/08					
1.6 HDi	66	11/04→07/11					
1.6 HDi	80	11/04→07/11					
1.6 THP 140	103	07/08→07/11					
1.6 THP 150	110	07/08→07/11					
1.6 VTi 120	88	07/08→07/11					
2.0 16V	100	11/04→07/07					
2.0 16V	103	11/04→07/11					
2.0 16V	105	09/06→07/09					
2.0 16V	130	11/04→07/08					
2.0 HDi	100	11/04→07/11					
2.0 HDi	103	07/08→07/11					
2.0 HDi	81	04/07→07/08	→	↓; Türenanzahl: 5; Scheibenbremse	2	24.3727-0832.2 580832	L= 2.035
			→	↓; Türenanzahl: 4; Scheibenbremse	2	24.3727-0839.2 580839	L= 2.115
<b>CITROËN - C4 AIRCROSS 08/10→</b>							
 <b>Bremsbackensatz, Feststellbremse</b>							
1.6	86	04/12→				03.0137-3023.2 653023	Ø 170 x 32 - HEB
1.6 HDi 115	84	04/12→					
1.6 HDi 115 AWC	84	05/12→					
1.8 HDi 150	110	04/12→					
1.8 HDi 150 AWC	110	04/12→					
<b>Zubehörsatz, Feststellbremsbacken</b>							
1.6	86	04/12→				03.0137-9307.2 669307	
1.6 HDi 115	84	04/12→					
1.6 HDi 115 AWC	84	05/12→					
1.8 HDi 150	110	04/12→					
1.8 HDi 150 AWC	110	04/12→					
<b>CITROËN - C4 CACTUS 09/14→</b>							
 <b>Radbremszylinder</b>							
1.2 THP 110	81	09/14→	→			24.3220-1741.3 020548	Ø 20,64 ALU
1.2 VTi 75	55	09/14→					
1.2 VTi 82	60	09/14→					
1.6 BlueHDi 100	73	09/14→					
1.6 HDi 90	68	09/14→					
<b>Zubehörsatz, Bremsbacken</b>							
1.2 THP 110	81	09/14→	→			03.0137-9281.2 669281	
1.2 VTi 75	55	09/14→					
1.2 VTi 82	60	09/14→					
1.6 BlueHDi 100	73	09/14→					
1.6 HDi 90	68	09/14→					
 <b>Bremsbackensatz</b>							
1.2 THP 110	81	09/14→	→			03.0137-0504.2 650504	BOS Ø 203 x 39 + HEB
1.2 VTi 75	55	09/14→				03.0520-9620.3 699620	Ø 203 x 39 Ø 20,64 + RZ / + Zub TopKit
1.2 VTi 82	60	09/14→					
1.6 BlueHDi 100	73	09/14→					
1.6 HDi 90	68	09/14→					
 <b>Seilzug, Feststellbremse</b>							
1.2 THP 110	81	09/14→	→	↓; Scheibenbremse	2	24.3727-0355.2 580355	L= 1.943
1.2 VTi 75	55	09/14→					
1.2 VTi 82	60	09/14→	→	↓; Trommelbremse	2	24.3727-0356.2 580356	L= 1.846
1.6 BlueHDi 100	73	09/14→					
1.6 HDi 90	68	09/14→					
<b>CITROËN - C4 Coupe (LA_) 11/04→12/13</b>							
 <b>Seilzug, Feststellbremse</b>							
1.4 16V	65	11/04→07/11	→	↓; → 07/10; Scheibenbremse	2	24.3727-0832.2 580832	L= 2.035
1.6 16V	80	11/04→07/11					
1.6 HDi	66	11/04→07/11					
1.6 HDi	80	11/04→07/11					
1.6 THP 150	110	07/08→07/11					
1.6 VTi 120	88	07/08→07/11					
2.0 16V	130	11/04→12/10					














	kW					#		
<b>CITROËN - C4 Coupe (LA_) 11/04→12/13</b>								
 <b>Seilzug, Feststellbremse</b>								
2.0 HDi	100	11/04→12/10	➡	⬇️; → 07/10; Scheibenbremse	2	24.3727-0832.2	580832	L= 2.035
2.0 HDi	103	07/08→07/11						
2.0 16V	100	11/04→07/07	➡	⬇️; Scheibenbremse	2	24.3727-0832.2	580832	L= 2.035
2.0 VTR	103	10/06→12/07						
<b>CITROËN - C4 Stufenheck 07/06→</b>								
 <b>Seilzug, Feststellbremse</b>								
1.6 16V	80	07/06→07/11	➡	⬇️; Scheibenbremse	2	24.3727-0839.2	580839	L= 2.115
1.6 HDi	80	07/06→07/11						
2.0 16V	103	07/06→	➡	⬇️; → 07/11; Scheibenbremse	2	24.3727-0839.2	580839	L= 2.115
<b>CITROËN - C5 I (DC_) 03/01→03/05</b>								
 <b>Seilzug, Feststellbremse</b>								
1.8 16V (DC6FZB, DC6FZE)	85	03/01→08/04	⬅️	⬆️; Scheibenbremse	2	24.3727-0335.2	580335	L= 1.840
2.0 16V (DCRFNC, DCRFNF)	100	03/01→08/04						
2.0 16V HPI (DCRLZB)	103	03/01→08/04						
2.0 HDi	79	03/01→08/04						
2.0 HDi (DCRHYZ)	66	03/01→08/04						
2.0 HDi (DCRHZB, DCRHZE)	80	03/01→08/04						
2.2 HDi (DC4HXB, DC4HXE)	98	03/01→08/04						
3.0 V6 (DCXFXC, DCXFXF)	152	03/01→08/04						
<b>CITROËN - C5 I Break (DE_) 06/01→08/04</b>								
 <b>Seilzug, Feststellbremse</b>								
1.8 16V (DE6FZB, DE6FZE)	85	06/01→08/04	⬅️	⬆️; Scheibenbremse	2	24.3727-0335.2	580335	L= 1.840
2.0 16V (DERFNF, DERFNC, RERFNC)	100	06/01→08/04						
2.0 16V HPI (DERLZB)	103	06/01→08/04						
2.0 HDi	80	06/01→08/04						
2.0 HDi (DERHSB, DERHSE)	79	06/01→08/04						
2.0 HDi (DERHYB)	66	06/01→08/04						
2.2 HDi (DE4HXB, DE4HXE)	98	06/01→08/04						
3.0 Carlsson	173	09/03→08/04						
3.0 V6 (DEXFXC, DEXFXF)	152	06/01→08/04						
<b>CITROËN - C5 II (RC_) 08/04→</b>								
 <b>Seilzug, Feststellbremse</b>								
1.6 HDi (RC8HZB)	80	09/04→	⬅️	⬆️; → 01/08; Scheibenbremse	2	24.3727-0335.2	580335	L= 1.840
1.8 16V	92	09/05→						
1.8 16V (RC6FZB)	85	09/04→						
2.0 16V (RCRFJB, RCRFJC)	103	09/04→						
2.0 HDi (RCRHRH)	100	09/04→						
2.2 HDi	120	05/06→						
2.2 HDi	125	04/06→						
2.2 HDi (RC4HXE)	98	09/04→						
3.0 V6 (RCXFUF)	152	09/04→						
3.0 V6	155	10/04→04/07	⬅️	⬆️; Scheibenbremse	2	24.3727-0335.2	580335	L= 1.840
<b>CITROËN - C5 II Break (RE_) 09/04→</b>								
 <b>Seilzug, Feststellbremse</b>								
1.6 HDi (RE8HZB)	80	09/04→	⬅️	⬆️; → 01/08; Scheibenbremse	2	24.3727-0335.2	580335	L= 1.840
1.8 16V	92	09/05→						
1.8 16V (RE6FZB)	85	09/04→						
2.0 16V (RERFJB, RERFJC)	103	09/04→						
2.0 HDi (RERHRH)	100	09/04→						
2.2 HDi	120	05/06→						
2.2 HDi	125	04/06→						
2.2 HDi (RE4HXE)	98	09/04→						
3.0	173	09/04→						
3.0 V6 (REXFUF)	152	09/04→						
3.0 V6	155	10/04→04/07	⬅️	⬆️; Scheibenbremse	2	24.3727-0335.2	580335	L= 1.840



























	kw				!#		
<b>CITROËN - C8 (EA_, EB_) 07/02→</b>							
 <b>Seilzug, Feststellbremse</b>							
2.0	100	07/02→	➔	☐; →Orga 10284; für Linkslenker; Scheibenbremse		24.3727-0847.2 580847	L= 1.068
2.0 16V	103	09/05→					
2.0 16V	104	09/05→	➔	☑; →Orga 10284; für Rechtslenker; Scheibenbremse		24.3727-0847.2 580847	L= 1.068
2.0 HDi	79	07/02→					
2.0 HDi	80	07/02→	➔	☐; →Orga 10284; für Rechtslenker; Scheibenbremse		24.3727-0848.2 580848	L= 2.360
2.0 HDi	81	07/02→					
2.0 HDi 135	100	03/06→					
2.0 HDi 165	120	03/06→	➔	☑; →Orga 10284; für Linkslenker; Scheibenbremse		24.3727-0848.2 580848	L= 2.360
2.2	116	07/02→					
2.2 HDi	94	07/02→	➔	☐; Orga 10285→; für Rechtslenker; → 07/14; Scheibenbremse		24.3727-0849.2 580849	L= 2.308
2.2 HDi	120	06/07→					
2.2 HDi	125	06/06→	➔	☑; Orga 10285→; für Linkslenker; →Orga 11043; Scheibenbremse		24.3727-0849.2 580849	L= 2.308
3.0 V6	150	07/02→	➔	☑; Orga 10285→; für Rechtslenker; → 07/14; Scheibenbremse		24.3727-0850.2 580850	L= 1.041
			➔	☐; Orga 10285→; für Linkslenker; →Orga 11043; Scheibenbremse		24.3727-0850.2 580850	L= 1.041
<b>CITROËN - C15 (VD-) 10/84→10/06</b>							
 <b>Radbremszylinder</b>							
1.0	33	10/84→12/97	➔			24.3222-1118.3 020315	BDX Ø 22,2 GG
1.0 E	37	11/92→07/96					
1.4	49	07/87→12/96					
1.4 E	40	07/87→12/96					
1.4 E	44	05/87→12/96					
1.4 i	55	05/91→12/96					
1.8 D	44	07/86→12/00					
1.9 D	44	12/00→12/05					
1.9 D	51	10/00→10/02					
<b>Zubehörsatz, Bremsbacken</b>							
1.0	33	10/84→12/97	➔			03.0137-9188.2 669188	BDX
1.0 E	37	11/92→07/96					
1.4	49	07/87→12/96					
1.4 E	40	07/87→12/96					
1.4 E	44	05/87→12/96					
1.4 i	55	05/91→12/96					
1.8 D	44	07/86→12/00					
1.9 D	44	12/00→12/05	➔	→ 03/01		03.0137-9188.2 669188	BDX
1.9 D	51	10/00→10/02					
 <b>Bremsstrommel</b>							
1.0	33	10/84→12/97	➔	Orga 04196→		24.0222-8017.1 480071	Ø 229,0 x 50,8 / 230
1.0 E	37	11/92→07/96					
1.1	35	10/84→12/96					
1.1	40	11/88→07/96					
1.1 i	44	07/88→12/96					
1.4	49	07/87→12/96					
1.4 E	40	07/87→12/96					
1.4 E	44	05/87→12/96					
1.4 i	55	05/91→12/96					
1.8 D	44	07/86→12/00	➔			24.0222-8017.1 480071	Ø 229,0 x 50,8 / 230
1.9 D	44	12/00→12/05					
1.9 D	51	10/00→10/02					
 <b>Bremsbackensatz</b>							
1.0	33	10/84→12/97	➔			03.0137-0285.2 650285	BDX Ø 229 x 42
1.0 E	37	11/92→07/96				03.0520-2022.3 692022	BDX Ø 229 x 42 Ø 22,2 + RZ / + Zub TopKit
1.4	49	07/87→12/96					
1.4 E	40	07/87→12/96					
1.4 E	44	05/87→12/96					
1.4 i	55	05/91→12/96					
1.8 D	44	07/86→12/00					
1.9 D	44	12/00→12/05	➔	→ 03/01		03.0137-0285.2 650285	BDX Ø 229 x 42
1.9 D	51	10/00→10/02					
↓							










	kW				!#		
<b>CITROËN - C15 (VD_) 10/84→10/06</b>							
 <b>Bremsbackensatz</b>							
1.9 D 1.9 D	44 51	12/00→12/05 10/00→10/02	➔			03.0520-2022.3 692022	BDX Ø 229 x 42 Ø 22,2 + RZ / + Zub TopKit
 <b>Seilzug, Feststellbremse</b>							
1.0 1.0 E 1.4 1.4 E 1.4 E 1.4 i 1.8 D 1.9 D 1.9 D	33 37 49 40 44 55 44 44 51	10/84→12/97 11/92→07/96 07/87→12/96 07/87→12/96 05/87→12/96 05/91→12/96 07/86→12/00 12/00→12/05 10/00→10/02	➔	☑; Trommelbremse	2	24.3727-0324.2 580324	L= 1.715
<b>CITROËN - C15 Kombi 04/87→08/00</b>							
 <b>Radbremsszylinder</b>							
1.4 1.8 D	55 44	05/91→07/96 04/87→08/00	➔			24.3222-1118.3 020315	BDX Ø 22,2 GG
<b>Zubehörsatz, Bremsbacken</b>							
1.4 1.8 D	55 44	05/91→07/96 04/87→08/00	➔			03.0137-9188.2 669188	BDX
 <b>Bremstrommel</b>							
1.1 1.8 D	44 44	08/88→07/96 04/87→08/00	➔			24.0222-8017.1 480071	Ø 229,0 x 50,8 / 230
1.4	55	05/91→07/96	➔	Orga 04196→		24.0222-8017.1 480071	Ø 229,0 x 50,8 / 230
 <b>Bremsbackensatz</b>							
1.4 1.8 D	55 44	05/91→07/96 04/87→08/00	➔			03.0137-0285.2 650285 03.0520-2022.3 692022	BDX Ø 229 x 42 BDX Ø 229 x 42 Ø 22,2 + RZ / + Zub TopKit
 <b>Seilzug, Feststellbremse</b>							
1.4 1.8 D	55 44	05/91→07/96 04/87→08/00	➔	☑; Trommelbremse	2	24.3727-0324.2 580324	L= 1.715
<b>CITROËN - C-CROSSER (EP_) 02/07→</b>							
 <b>Bremsbackensatz, Feststellbremse</b>							
2.0 2.0 Allrad	108 108	11/10→ 11/10→		→ 01/13		03.0137-3023.2 653023	Ø 170 x 32 - HEB
2.2 HDi 2.4 16V	115 125	02/07→ 08/08→	➔	→ 01/13		03.0137-3015.2 653015	Ø 190 x 32 - HEB
<b>Zubehörsatz, Feststellbremsbacken</b>							
2.0 2.0 Allrad	108 108	11/10→ 11/10→		→ 01/13		03.0137-9307.2 669307	
2.2 HDi 2.4 16V	115 125	02/07→ 08/08→	➔	→ 01/13		03.0137-9307.2 669307	
<b>CITROËN - C-CROSSER ENTERPRISE 01/09→</b>							
 <b>Bremsbackensatz, Feststellbremse</b>							
2.2 HDi 2.4 16V	115 125	01/09→ 01/09→	➔	→ 01/13		03.0137-3015.2 653015	Ø 190 x 32 - HEB
<b>Zubehörsatz, Feststellbremsbacken</b>							
2.2 HDi 2.4 16V	115 125	01/09→ 01/09→	➔	→ 01/13		03.0137-9307.2 669307	
<b>CITROËN - C-ELYSEE 11/12→</b>							
 <b>Radbremsszylinder</b>							
1.2 VTi 72 1.2 VTi 82 1.6 BlueHDI 100 1.6 HDi 92 1.6 VTi 115	53 60 73 68 85	11/12→ 12/14→ 11/14→ 11/12→ 11/12→	➔	☑; →Orga 14692; - ABS ☑; →Orga 14692; - ABS Orga 14693→; Br.trommeldurchm.innen [Zoll]: 9 Orga 14693→; Br.trommeldurchm.innen [Zoll]: 8 →Orga 14692; + ABS		24.3220-1617.3 020244 24.3220-1618.3 020245 24.3220-1732.3 020514 24.3220-1743.3 020556 24.3220-1743.3 020556	BDX Ø 20,64 GG BDX Ø 20,64 GG BOS Ø 20,64 ALU Ø 20,64 ALU Ø 20,64 ALU
<b>Zubehörsatz, Bremsbacken</b>							
1.2 VTi 72	53	11/12→	➔	→Orga 14692; + ABS		03.0137-9281.2 669281	









	kw				!#		
<b>CITROËN - C-ELYSEE 11/12→</b>							
<b>Zubehörsatz, Bremsbacken</b>							
1.2 VTi 82	60	12/14→	➔	→Orga 14692; + ABS		03.0137-9281.2	669281
1.6 BlueHDi 100	73	11/14→					
1.6 HDi 92	68	11/12→					
1.6 VTi 115	85	11/12→					
<b> Bremstrommel</b>							
1.2 VTi 72	53	11/12→	➔			24.0222-9701.2	480219
1.2 VTi 82	60	12/14→					
1.6 BlueHDi 100	73	11/14→					
1.6 HDi 92	68	11/12→					
1.6 VTi 115	85	11/12→					
<b> Bremsbackensatz</b>							
1.2 VTi 72	53	11/12→	➔	Orga 14693→;		03.0137-0504.2	650504
1.2 VTi 82	60	12/14→		Br.trommeldurchm.innen [Zoll]: 8			
1.6 BlueHDi 100	73	11/14→	➔	→Orga 14692; + ABS		03.0137-0504.2	650504
1.6 HDi 92	68	11/12→					
1.6 VTi 115	85	11/12→	➔	+ ABS		03.0520-9720.3	699720
<b>CITROËN - C-ZERO 10/10→</b>							
<b> Bremsbackensatz</b>							
C-Zero	35	10/10→	➔			03.0137-0525.2	650525
C-Zero	47	10/10→					
C-Zero	49	10/14→					
<b>CITROËN - DS3 11/09→07/15</b>							
<b> Radbremszylinder</b>							
1.2 THP 110	81	10/14→03/15	➔	Br.trommeldurchm.außen [mm]: 228		24.3220-1732.3	020514
1.6 BlueHDi 75	55	03/15→07/15	➔	Br.trommeldurchm.außen [mm]: 203		24.3220-1741.3	020548
1.2 VTi 82	60	01/13→03/15	➔	Br.trommeldurchm.außen [mm]: 203		24.3220-1741.3	020548
1.4 HDi 70	50	04/10→07/15					
1.6 BlueHDi 100	73	07/14→07/15					
1.6 HDi 90	68	11/09→07/15					
1.4 VTi 95	70	04/10→07/15	➔	Br.trommeldurchm.außen [mm]: 228		24.3220-1732.3	020514
1.4 VTi 95 LPG	70	08/12→07/15					
1.4 VTi 98	72	11/09→07/15	➔	04/10→;		24.3220-1732.3	020514
				Br.trommeldurchm.außen [mm]: 228			
<b>Zubehörsatz, Bremsbacken</b>							
1.2 THP 110	81	10/14→03/15	➔			03.0137-9228.2	669228
1.6 BlueHDi 75	55	03/15→07/15				03.0137-9281.2	669281
1.2 VTi 82	60	01/13→03/15	➔			03.0137-9281.2	669281
1.4 HDi 70	50	04/10→07/15					
1.6 BlueHDi 100	73	07/14→07/15					
1.6 HDi 90	68	11/09→07/15					
1.4 VTi 95	70	04/10→07/15	➔			03.0137-9228.2	669228
1.4 VTi 95 LPG	70	08/12→07/15					
1.4 VTi 98	72	11/09→07/15	➔	04/10→		03.0137-9228.2	669228
<b> Bremstrommel</b>							
1.2 THP 110	81	10/14→03/15	➔			24.0222-9701.2	480219
1.4 VTi 95	70	04/10→07/15					
1.4 VTi 95 LPG	70	08/12→07/15					
1.6 BlueHDi 75	55	03/15→07/15					
1.4 VTi 98	72	11/09→07/15	➔	04/10→		24.0222-9701.2	480219
<b> Bremsbackensatz</b>							
1.2 THP 110	81	10/14→03/15	➔			03.0137-0491.2	650491
1.6 BlueHDi 75	55	03/15→07/15				03.0137-0504.2	650504
						03.0520-9420.3	699420
						03.0520-9620.3	699620
1.2 VTi 82	60	01/13→03/15	➔			03.0137-0504.2	650504
1.4 HDi 70	50	04/10→07/15				03.0520-9620.3	699620
1.6 BlueHDi 100	73	07/14→07/15					
1.6 HDi 90	68	11/09→07/15					
1.4 VTi 95	70	04/10→07/15	➔			03.0137-0491.2	650491
1.4 VTi 95 LPG	70	08/12→07/15				03.0520-9420.3	699420
1.4 VTi 98	72	11/09→07/15	➔	04/10→		03.0137-0491.2	650491













	kw				!#		
<b>CITROËN - DS3 11/09→07/15</b>							
 <b>Bremsbackensatz</b>							
1.4 VTi 98	72	11/09→07/15	➔	04/10→		<b>03.0520-9420.3 699420</b>	BOS Ø 228 x 42 Ø 20,64 + RZ / + Zub TopKit
<b>CITROËN - DS3 Cabriolet 01/13→07/15</b>							
 <b>Radbremszylinder</b>							
1.2 VTi 82	60	01/13→07/15	➔	03/13→;		<b>24.3220-1741.3 020548</b>	Ø 20,64 ALU
1.6 HDi 90	69	01/13→07/15	➔	Br.trommeldurchm.außen [mm]: 203			
1.6 BlueHDI 100	73	07/14→07/15	➔	Br.trommeldurchm.außen [mm]: 203		<b>24.3220-1741.3 020548</b>	Ø 20,64 ALU
1.6 BlueHDI 115	85	10/13→07/15	➔	Br.trommeldurchm.außen [mm]: 228		<b>24.3220-1732.3 020514</b>	BOS Ø 20,64 ALU
				Br.trommeldurchm.außen [mm]: 203		<b>24.3220-1741.3 020548</b>	Ø 20,64 ALU
<b>Zubehörsatz, Bremsbacken</b>							
1.2 VTi 82	60	01/13→07/15	➔	03/13→		<b>03.0137-9281.2 669281</b>	
1.6 HDi 90	69	01/13→07/15	➔				
1.6 BlueHDI 100	73	07/14→07/15	➔			<b>03.0137-9281.2 669281</b>	
1.6 BlueHDI 115	85	10/13→07/15	➔			<b>03.0137-9228.2 669228</b>	BDX
						<b>03.0137-9281.2 669281</b>	
 <b>Bremstrommel</b>							
1.6 BlueHDI 115	85	10/13→07/15	➔			<b>24.0222-9701.2 480219</b>	Ø 228,6 x 51 / 230,1 + RLG / + ABS Ring
 <b>Bremsbackensatz</b>							
1.2 VTi 82	60	01/13→07/15	➔	03/13→		<b>03.0137-0504.2 650504</b>	BOS Ø 203 x 39 + HEB
1.6 HDi 90	69	01/13→07/15	➔			<b>03.0520-9620.3 699620</b>	Ø 203 x 39 Ø 20,64 + RZ / + Zub TopKit
1.6 BlueHDI 100	73	07/14→07/15	➔			<b>03.0137-0504.2 650504</b>	BOS Ø 203 x 39 + HEB
1.6 BlueHDI 115	85	10/13→07/15	➔			<b>03.0520-9620.3 699620</b>	Ø 203 x 39 Ø 20,64 + RZ / + Zub TopKit
						<b>03.0137-0491.2 650491</b>	Ø 228 x 42 + HEB
						<b>03.0137-0504.2 650504</b>	BOS Ø 203 x 39 + HEB
						<b>03.0520-9420.3 699420</b>	BOS Ø 228 x 42 Ø 20,64 + RZ / + Zub TopKit
						<b>03.0520-9620.3 699620</b>	Ø 203 x 39 Ø 20,64 + RZ / + Zub TopKit
<b>CITROËN - EVASION Großraumlimousine (22, U6) 03/94→07/02</b>							
 <b>Radbremszylinder</b>							
1.8	73	05/97→07/02	➔	- ABS		<b>24.3219-1704.3 020374</b>	Ø 19,05 GG
1.8	76	02/96→12/96	➔				
1.9 TD	68	10/95→12/98	➔				
2.0	89	06/94→07/02	➔				
2.0 HDI	80	08/99→07/02	➔				
2.0 HDI 16V	80	09/99→07/02	➔				
1.9 TD	66	11/94→07/02	➔	02/95→; - ABS		<b>24.3219-1704.3 020374</b>	Ø 19,05 GG
<b>Zubehörsatz, Bremsbacken</b>							
1.8	73	05/97→07/02	➔			<b>03.0137-9208.2 669208</b>	
1.8	76	02/96→12/96	➔	- ABS		<b>03.0137-9208.2 669208</b>	
1.9 TD	68	10/95→12/98	➔				
2.0	89	06/94→07/02	➔				
2.0 HDI	80	08/99→07/02	➔				
2.0 HDI 16V	80	09/99→07/02	➔				
1.9 TD	66	11/94→07/02	➔	02/95→; - ABS		<b>03.0137-9208.2 669208</b>	
 <b>Bremstrommel</b>							
1.8	73	05/97→07/02	➔			<b>24.0225-5003.1 480066</b>	Ø 255,0 x 67 / 256
1.8	76	02/96→12/96	➔	- ABS		<b>24.0225-5003.1 480066</b>	Ø 255,0 x 67 / 256
1.9 TD	68	10/95→12/98	➔				
2.0	89	06/94→07/02	➔				
2.0 HDI	80	08/99→07/02	➔				
2.0 HDI 16V	80	09/99→07/02	➔				
1.9 TD	66	11/94→07/02	➔	02/95→; - ABS		<b>24.0225-5003.1 480066</b>	Ø 255,0 x 67 / 256
 <b>Bremsbackensatz</b>							
1.8	73	05/97→07/02	➔			<b>03.0137-0314.2 650314</b>	Ø 255 x 61
						<b>03.0520-2619.3 692619</b>	BDX Ø 255 x 61 Ø 19,05 + RZ / + Zub TopKit
↓							

	kw				!#		
<b>CITROËN - EVASION Großraumlimousine (22, U6) 03/94→07/02</b>							
<b> Bremsbackensatz</b>							
1.8	76	02/96→12/96	➔	- ABS		<b>03.0137-0314.2 650314</b>	Ø 255 x 61
1.9 TD	68	10/95→12/98				<b>03.0520-2619.3 692619</b>	BDX Ø 255 x 61 Ø 19,05 + RZ / + Zub TopKit
2.0	89	06/94→07/02					
2.0 HDI	80	08/99→07/02					
2.0 HDI 16V	80	09/99→07/02					
1.9 TD	66	11/94→07/02	➔	02/95→; - ABS		<b>03.0137-0314.2 650314</b>	Ø 255 x 61
						<b>03.0520-2619.3 692619</b>	BDX Ø 255 x 61 Ø 19,05 + RZ / + Zub TopKit
<b> Bremsbackensatz, Feststellbremse</b>							
1.8	73	05/97→07/02				<b>03.0137-4018.2 654018</b>	Ø 180 x 30 + Zub
1.8	76	02/96→12/96					
2.0	89	06/94→07/02					
2.0 16V	100	05/00→07/02					
2.0 HDI	80	08/99→07/02					
2.0 HDI 16V	80	09/99→07/02					
2.0 Turbo C.T.	108	06/94→07/02					
2.1 TD	80	05/96→07/02					
1.9 TD	66	11/94→07/02		02/95→		<b>03.0137-4018.2 654018</b>	Ø 180 x 30 + Zub
2.0 16V	97	05/98→04/00		12/98→		<b>03.0137-4018.2 654018</b>	Ø 180 x 30 + Zub
<b>Zubehörsatz, Feststellbremsbacken</b>							
1.8	73	05/97→07/02	➔			<b>03.0137-9249.2 669249</b>	
1.8	76	02/96→12/96					
2.0	89	06/94→07/02					
2.0 16V	100	05/00→07/02					
2.0 HDI	80	08/99→07/02					
2.0 HDI 16V	80	09/99→07/02					
2.0 Turbo C.T.	108	06/94→07/02					
2.1 TD	80	05/96→07/02					
1.9 TD	66	11/94→07/02	➔	02/95→		<b>03.0137-9249.2 669249</b>	
2.0 16V	97	05/98→04/00	➔	12/98→		<b>03.0137-9249.2 669249</b>	
<b>Reparatursatz, Automatische Nachstellung</b>							
1.8	73	05/97→07/02				<b>03.0137-9700.2 669700</b>	
1.8	76	02/96→12/96				<b>03.0137-9702.2 669702</b>	
2.0	89	06/94→07/02					
2.0 16V	100	05/00→07/02					
2.0 HDI	80	08/99→07/02					
2.0 HDI 16V	80	09/99→07/02					
2.0 Turbo C.T.	108	06/94→07/02					
2.1 TD	80	05/96→07/02					
1.9 TD	66	11/94→07/02		02/95→		<b>03.0137-9700.2 669700</b>	
						<b>03.0137-9702.2 669702</b>	
2.0 16V	97	05/98→04/00		12/98→		<b>03.0137-9700.2 669700</b>	
						<b>03.0137-9702.2 669702</b>	
<b> Seilzug, Feststellbremse</b>							
1.8	73	05/97→07/02	←	 ; für Linkslenker; Scheibenbremse	1	<b>24.3727-0336.2 580336</b>	L= 500
1.8	76	02/96→12/96	➔	 ; für Linkslenker; Scheibenbremse		<b>24.3727-0529.2 580529</b>	L= 2.205
1.9 TD	68	10/95→12/98	➔	 ; für Linkslenker; Scheibenbremse		<b>24.3727-0530.2 580530</b>	L= 1.255
2.0	89	06/94→07/02	➔	 ; für Linkslenker; Scheibenbremse		<b>24.3727-0531.2 580531</b>	L= 2.286
2.0 HDI	80	08/99→07/02	➔	 ; für Linkslenker; Trommelbremse		<b>24.3727-0532.2 580532</b>	L= 1.063
2.0 HDI 16V	80	09/99→07/02	➔	 ; Trommelbremse		<b>24.3727-0533.2 580533</b>	L= 1.063
1.9 TD	66	11/94→07/02	←	 ; 02/95→; für Linkslenker; Scheibenbremse	1	<b>24.3727-0336.2 580336</b>	L= 500
			➔	 ; 02/95→; für Linkslenker; Scheibenbremse		<b>24.3727-0529.2 580529</b>	L= 2.205
			➔	 ; 02/95→; für Linkslenker; Scheibenbremse		<b>24.3727-0530.2 580530</b>	L= 1.255
			➔	 ; 02/95→; für Linkslenker; Trommelbremse		<b>24.3727-0531.2 580531</b>	L= 2.286
			➔	 ; 02/95→; Trommelbremse		<b>24.3727-0532.2 580532</b>	L= 1.063
2.0 16V	97	05/98→04/00	←	 ; 12/98→; für Linkslenker; Scheibenbremse	1	<b>24.3727-0336.2 580336</b>	L= 500
			➔	 ; 12/98→; für Linkslenker; Scheibenbremse		<b>24.3727-0529.2 580529</b>	L= 2.205
			➔	 ; 12/98→; für Linkslenker; Scheibenbremse		<b>24.3727-0530.2 580530</b>	L= 1.255
2.0 16V	100	05/00→07/02	←	 ; für Linkslenker; Scheibenbremse	1	<b>24.3727-0336.2 580336</b>	L= 500
2.0 Turbo C.T.	108	06/94→07/02	➔	 ; für Linkslenker; Scheibenbremse		<b>24.3727-0529.2 580529</b>	L= 2.205
2.1 TD	80	05/96→07/02	➔	 ; für Linkslenker; Scheibenbremse		<b>24.3727-0530.2 580530</b>	L= 1.255










	kw				!#		
<b>CITROËN - EVASION Großraumlimousine (22, U6) 03/94→07/02</b>							
 <b>Seilzug, Feststellbremse</b>							
2.0 16V 2.0 Turbo C.T. 2.1 TD	100 108 80	05/00→07/02 06/94→07/02 05/96→07/02	➔	☐; für Linkslenker; Scheibenbremse		24.3727-0530.2 580530	L= 1.255
<b>CITROËN - JUMPER Bus 04/06→</b>							
 <b>Bremsbackensatz, Feststellbremse</b>							
2.0 BlueHDi 110 2.0 BlueHDi 130 2.0 BlueHDi 160 2.2 HDi 100 2.2 HDi 110 2.2 HDi 120 2.2 HDi 130 2.2 HDi 150 3.0 HDi 155 3.0 HDi 160 3.0 HDi 180	81 96 120 74 81 88 96 110 115 116 130	07/15→ 07/15→ 07/15→ 04/06→ 07/11→ 04/06→ 07/11→ 07/11→ 07/10→ 09/06→ 07/11→	➔			03.0137-4004.2 654004	Ø 172 x 42 + Zub
<b>CITROËN - JUMPER Bus (230P) 02/94→04/02</b>							
 <b>Radbremszylinder</b>							
1.9 D	51	01/99→04/02	➔	→ 10/01; Nutzlast [kg]: 1.000		24.3225-1701.3 020399	Ø 25,4 GG
			➔	11/01→ 03/02; Nutzlast [kg]: 1.000		24.3226-1702.3 020469	Ø 26,99 GG
1.9 TD	66	08/94→04/02	➔	→ 10/01; Nutzlast ab [kg] 1.000 Nutzlast bis [kg] 1.400		24.3225-1701.3 020399	Ø 25,4 GG
1.9 TD	68	02/94→04/02	➔				
1.9 TD 4x4	68	08/96→04/02	➔	11/01→ 03/02; Nutzlast ab [kg] 1.000 Nutzlast bis [kg] 1.400		24.3226-1702.3 020469	Ø 26,99 GG
2.0 4x4	80	08/96→04/02	➔				
2.0	80	02/94→04/02	➔	→ 10/01; Nutzlast ab [kg] 1.000 Nutzlast bis [kg] 1.400		24.3225-1701.3 020399	Ø 25,4 GG
			➔	11/01→ 03/02; Nutzlast ab [kg] 1.000 Nutzlast bis [kg] 1.400		24.3226-1702.3 020469	Ø 26,99 GG
			➔	→ 10/01; Nutzlast [kg]: 1.800		24.3228-1701.3 020401	Ø 28,57 GG
2.5 D	63	08/94→04/02	➔	→ 10/01; Nutzlast [kg]: 1.400		24.3225-1701.3 020399	Ø 25,4 GG
			➔	11/01→ 03/02; Nutzlast [kg]: 1.400		24.3226-1702.3 020469	Ø 26,99 GG
			➔	→ 10/01; Nutzlast [kg]: 1.800		24.3228-1701.3 020401	Ø 28,57 GG
2.5 TD	76	08/94→04/02	➔	→ 10/01; Nutzlast [kg]: 1.400		24.3226-1702.3 020469	Ø 26,99 GG
2.8 HDi	94	09/00→04/02	➔	11/01→ 03/02; Nutzlast [kg]: 1.400		24.3226-1702.3 020469	Ø 26,99 GG
			➔	→ 10/01; Nutzlast [kg]: 1.800		24.3228-1701.3 020401	Ø 28,57 GG
2.5 TDi	79	12/96→11/00	➔	Nutzlast [kg]: 1.400		24.3226-1702.3 020469	Ø 26,99 GG
			➔	Nutzlast [kg]: 1.800		24.3228-1701.3 020401	Ø 28,57 GG
2.8 D	64	01/99→02/02	➔	→ S 16206253; Nutzlast [kg]: 1.400		24.3225-1701.3 020399	Ø 25,4 GG
			➔	24.3226-1702.3 020469		Ø 26,99 GG	
			➔	S 16204256→; Nutzlast [kg]: 1.400		24.3226-1702.3 020469	Ø 26,99 GG
			➔	→ S 16209999; Nutzlast [kg]: 1.800		24.3228-1701.3 020401	Ø 28,57 GG
<b>Zubehörsatz, Bremsbacken</b>							
1.9 D	51	01/99→04/02	➔	→ 10/01; Nutzlast [kg]: 1.000		03.0137-9219.2 669219	TRW
			➔	11/01→ 03/02; Nutzlast [kg]: 1.000		03.0137-9285.2 669285	AP
1.9 TD	66	08/94→04/02	➔	→ 10/01; Nutzlast ab [kg] 1.000 Nutzlast bis [kg] 1.400		03.0137-9219.2 669219	TRW
1.9 TD	68	02/94→04/02	➔				
1.9 TD 4x4	68	08/96→04/02	➔	11/01→ 03/02; Nutzlast ab [kg] 1.000 Nutzlast bis [kg] 1.400		03.0137-9285.2 669285	AP
2.0 4x4	80	08/96→04/02	➔				
2.0	80	02/94→04/02	➔	→ 10/01; Nutzlast [kg]: 1.800		03.0137-9219.2 669219	TRW
			➔	→ 10/01; Nutzlast ab [kg] 1.000 Nutzlast bis [kg] 1.400		03.0137-9219.2 669219	TRW
			➔	11/01→ 03/02; Nutzlast ab [kg] 1.000 Nutzlast bis [kg] 1.400		03.0137-9285.2 669285	AP
2.5 D	63	08/94→04/02	➔	→ 10/01; Nutzlast [kg]: 1.400		03.0137-9219.2 669219	TRW
2.5 TD	76	08/94→04/02	➔	→ 10/01; Nutzlast [kg]: 1.800		03.0137-9219.2 669219	TRW
2.8 HDi	94	09/00→04/02	➔	11/01→ 03/02; Nutzlast [kg]: 1.400		03.0137-9285.2 669285	AP
2.5 TDi	79	12/96→11/00	➔	Nutzlast [kg]: 1.800		03.0137-9219.2 669219	TRW
			➔	Nutzlast [kg]: 1.400		03.0137-9219.2 669219	TRW
2.8 D	64	01/99→02/02	➔	→ S 16206253; Nutzlast [kg]: 1.400		03.0137-9219.2 669219	TRW
			➔	→ S 16209999; Nutzlast [kg]: 1.800		03.0137-9219.2 669219	TRW
			➔	S 16204256→; Nutzlast [kg]: 1.400		03.0137-9285.2 669285	AP







	kw				!#		
<b>CITROËN - JUMPER Bus (230P) 02/94→04/02</b>							
<b>Bremstrommel</b>							
1.9 D	51	01/99→04/02	➡	→ 03/02; Nutzlast [kg]: 1.000		24.0225-4002.1 480048	Ø 254,0 x 64,4 / 255,6
1.9 TD	66	08/94→04/02	➡	→ 03/02; Nutzlast ab [kg] 1.000 Nutzlast bis [kg] 1.400		24.0225-4002.1 480048	Ø 254,0 x 64,4 / 255,6
1.9 TD	68	02/94→04/02	➡				
1.9 TD 4x4	68	08/96→04/02	➡				
2.0 4x4	80	08/96→04/02	➡				
2.0	80	02/94→04/02	➡	→ 03/02; Nutzlast ab [kg] 1.000 Nutzlast bis [kg] 1.400		24.0225-4002.1 480048	Ø 254,0 x 64,4 / 255,6
			➡	→ 10/01; Nutzlast [kg]: 1.800		24.0225-4005.1 480070	Ø 254,0 x 64,5 / 255,6
2.5 D	63	08/94→04/02	➡	→ 03/02; Nutzlast [kg]: 1.400		24.0225-4002.1 480048	Ø 254,0 x 64,4 / 255,6
2.5 TD	76	08/94→04/02	➡	→ 10/01; Nutzlast [kg]: 1.800		24.0225-4005.1 480070	Ø 254,0 x 64,5 / 255,6
2.8 HDi	94	09/00→04/02	➡				
2.5 TDi	79	12/96→11/00	➡	Nutzlast [kg]: 1.400		24.0225-4002.1 480048	Ø 254,0 x 64,4 / 255,6
			➡	Nutzlast [kg]: 1.800		24.0225-4005.1 480070	Ø 254,0 x 64,5 / 255,6
2.8 D	64	01/99→02/02	➡	Nutzlast [kg]: 1.400		24.0225-4002.1 480048	Ø 254,0 x 64,4 / 255,6
			➡	→ S 16209999; Nutzlast [kg]: 1.800		24.0225-4005.1 480070	Ø 254,0 x 64,5 / 255,6
<b>Bremsbackensatz</b>							
1.9 D	51	01/99→04/02	➡	→ 10/01; Nutzlast [kg]: 1.000; nicht für Wohnmobile		03.0137-0333.2 650333	TRW Ø 254 x 57 + HEB
			➡	→ 10/01; Nutzlast [kg]: 1.800; nicht für Wohnmobile		03.0520-0925.3 690925	TRW Ø 254 x 57 Ø 25,4 + RZ / + Zub TopKit
			➡	11/01→ 03/02; Nutzlast [kg]: 1.000; nicht für Wohnmobile		03.0137-0432.2 650432	AP Ø 254 x 57 + HEB
			➡	11/01→ 03/02; Nutzlast [kg]: 1.800; nicht für Wohnmobile		03.0520-0326.3 690326	AP Ø 254 x 57 Ø 26,99 + RZ / + Zub TopKit
1.9 TD	66	08/94→04/02	➡	→ 10/01; Nutzlast ab [kg] 1.000 Nutzlast bis [kg] 1.400; nicht für Wohnmobile		03.0137-0333.2 650333	TRW Ø 254 x 57 + HEB
1.9 TD	68	02/94→04/02	➡				
1.9 TD 4x4	68	08/96→04/02	➡				
2.0 4x4	80	08/96→04/02	➡				
			➡	11/01→ 03/02; Nutzlast ab [kg] 1.000 Nutzlast bis [kg] 1.400; nicht für Wohnmobile		03.0137-0432.2 650432	AP Ø 254 x 57 + HEB
			➡	11/01→ 03/02; Nutzlast ab [kg] 1.000 Nutzlast bis [kg] 1.400; nicht für Wohnmobile		03.0520-0326.3 690326	AP Ø 254 x 57 Ø 26,99 + RZ / + Zub TopKit
2.0	80	02/94→04/02	➡	→ 10/01; Nutzlast ab [kg] 1.000 Nutzlast bis [kg] 1.400; nicht für Wohnmobile		03.0137-0333.2 650333	TRW Ø 254 x 57 + HEB
			➡	→ 10/01; Nutzlast ab [kg] 1.800; nicht für Wohnmobile		03.0520-0925.3 690925	TRW Ø 254 x 57 Ø 25,4 + RZ / + Zub TopKit
			➡	→ 10/01; Nutzlast [kg]: 1.800; nicht für Wohnmobile		03.0137-0334.2 650334	TRW Ø 254 x 57 + HEB
			➡	→ 10/01; Nutzlast [kg]: 1.800; nicht für Wohnmobile		03.0520-0728.3 690728	TRW Ø 254 x 57 Ø 28,57 + RZ / + Zub TopKit
			➡	11/01→ 03/02; Nutzlast ab [kg] 1.000 Nutzlast bis [kg] 1.400; nicht für Wohnmobile		03.0137-0432.2 650432	AP Ø 254 x 57 + HEB
			➡	11/01→ 03/02; Nutzlast ab [kg] 1.000 Nutzlast bis [kg] 1.400; nicht für Wohnmobile		03.0520-0326.3 690326	AP Ø 254 x 57 Ø 26,99 + RZ / + Zub TopKit
2.5 D	63	08/94→04/02	➡	→ 10/01; Nutzlast [kg]: 1.400; nicht für Wohnmobile		03.0137-0333.2 650333	TRW Ø 254 x 57 + HEB
			➡	→ 10/01; Nutzlast [kg]: 1.800; nicht für Wohnmobile		03.0520-0925.3 690925	TRW Ø 254 x 57 Ø 25,4 + RZ / + Zub TopKit
			➡	→ 10/01; Nutzlast [kg]: 1.800; nicht für Wohnmobile		03.0137-0334.2 650334	TRW Ø 254 x 57 + HEB
			➡	→ 10/01; Nutzlast [kg]: 1.800; nicht für Wohnmobile		03.0520-0728.3 690728	TRW Ø 254 x 57 Ø 28,57 + RZ / + Zub TopKit
			➡	11/01→ 03/02; Nutzlast [kg]: 1.400; nicht für Wohnmobile		03.0137-0432.2 650432	AP Ø 254 x 57 + HEB
			➡	11/01→ 03/02; Nutzlast [kg]: 1.400; nicht für Wohnmobile		03.0520-0326.3 690326	AP Ø 254 x 57 Ø 26,99 + RZ / + Zub TopKit
2.5 TD	76	08/94→04/02	➡	→ 10/01; Nutzlast [kg]: 1.400; nicht für Wohnmobile		03.0137-0333.2 650333	TRW Ø 254 x 57 + HEB
2.8 HDi	94	09/00→04/02	➡	→ 10/01; Nutzlast [kg]: 1.800; nicht für Wohnmobile		03.0520-0226.3 690226	TRW Ø 254 x 57 Ø 26,99 + RZ / + Zub TopKit
			➡	→ 10/01; Nutzlast [kg]: 1.800; nicht für Wohnmobile		03.0137-0334.2 650334	TRW Ø 254 x 57 + HEB
			➡	→ 10/01; Nutzlast [kg]: 1.800; nicht für Wohnmobile		03.0520-0728.3 690728	TRW Ø 254 x 57 Ø 28,57 + RZ / + Zub TopKit
			➡	11/01→ 03/02; Nutzlast [kg]: 1.400; nicht für Wohnmobile		03.0137-0432.2 650432	AP Ø 254 x 57 + HEB
			➡	11/01→ 03/02; Nutzlast [kg]: 1.400; nicht für Wohnmobile		03.0520-0326.3 690326	AP Ø 254 x 57 Ø 26,99 + RZ / + Zub TopKit
2.5 TDi	79	12/96→11/00	➡	Nutzlast [kg]: 1.400; nicht für Wohnmobile		03.0137-0333.2 650333	TRW Ø 254 x 57 + HEB
			➡	Nutzlast [kg]: 1.800; nicht für Wohnmobile		03.0520-0226.3 690226	TRW Ø 254 x 57 Ø 26,99 + RZ / + Zub TopKit
			➡	Nutzlast [kg]: 1.800; nicht für Wohnmobile		03.0137-0334.2 650334	TRW Ø 254 x 57 + HEB
			➡	Nutzlast [kg]: 1.800; nicht für Wohnmobile		03.0520-0728.3 690728	TRW Ø 254 x 57 Ø 28,57 + RZ / + Zub TopKit
2.8 D	64	01/99→02/02	➡	→ S 16206253; Nutzlast [kg]: 1.400; nicht für Wohnmobile		03.0137-0333.2 650333	TRW Ø 254 x 57 + HEB
			➡	→ S 16209999; Nutzlast [kg]: 1.800; nicht für Wohnmobile		03.0137-0334.2 650334	TRW Ø 254 x 57 + HEB
			➡				


















	kw				!#		
<b>CITROËN - JUMPER Bus (230P) 02/94→04/02</b>							
 <b>Bremsbackensatz</b>							
2.8 D	64	01/99→02/02	➔	S 16204256→; Nutzlast [kg]: 1.400; nicht für Wohnmobile		03.0137-0432.2 650432	AP Ø 254 x 57 + HEB
 <b>Seilzug, Feststellbremse</b>							
1.9 D	51	01/99→04/02	➔	☒; → S 16158427; Nutzlast [kg]: 1.000; Scheiben/Trommel	1	24.3727-0345.2 580345	L= 3.045
			➔	☒; S 16158428→; → 03/02; Nutzlast [kg]: 1.000; Scheiben/Trommel	1	24.3727-0350.2 580350	L= 2.827
1.9 TD 1.9 TD	66 68	08/94→04/02 02/94→04/02	➔	☒; → S 16158427; Nutzlast ab [kg] 1.000 Nutzlast bis [kg] 1.400; Scheiben/Trommel	1	24.3727-0345.2 580345	L= 3.045
			➔	☒; S 16158428→; → 03/02; Nutzlast ab [kg] 1.000 Nutzlast bis [kg] 1.400; Scheiben/Trommel	1	24.3727-0350.2 580350	L= 2.827
2.0	80	02/94→04/02	➔	☒; → S 16158427; Nutzlast ab [kg] 1.000 Nutzlast bis [kg] 1.800; Scheiben/Trommel	1	24.3727-0345.2 580345	L= 3.045
			➔	☒; S 16158428→; → 03/02; Nutzlast ab [kg] 1.000 Nutzlast bis [kg] 1.800; Scheiben/Trommel	1	24.3727-0350.2 580350	L= 2.827
2.5 D 2.5 TD 2.8 HDi	63 76 94	08/94→04/02 08/94→04/02 09/00→04/02	➔	☒; → S 16158427; Nutzlast ab [kg] 1.400 Nutzlast bis [kg] 1.800; Scheiben/Trommel	1	24.3727-0345.2 580345	L= 3.045
			➔	☒; S 16158428→; → 03/02; Nutzlast ab [kg] 1.400 Nutzlast bis [kg] 1.800; Scheiben/Trommel	1	24.3727-0350.2 580350	L= 2.827
2.5 TDi 2.8 D	79 64	12/96→11/00 01/99→02/02	➔	☒; → S 16158427; Nutzlast ab [kg] 1.400 Nutzlast bis [kg] 1.800; Scheiben/Trommel	1	24.3727-0345.2 580345	L= 3.045
			➔	☒; S 16158428→; Nutzlast ab [kg] 1.400 Nutzlast bis [kg] 1.800; Scheiben/Trommel	1	24.3727-0350.2 580350	L= 2.827
<b>CITROËN - JUMPER Bus (244, Z_) 04/02→</b>							
 <b>Radbremszylinder</b>							
2.0 2.0 HDi 2.2 HDi 2.8 HDi	81 62 74 94	04/02→ 04/02→ 04/02→ 04/02→	➔	→ 03/06; Nutzlast ab [kg] 1.000 Nutzlast bis [kg] 1.400		24.3226-1702.3 020469	Ø 26,99 GG
2.8 HDi Allrad	94	04/02→	➔	→ 03/06		24.3226-1702.3 020469	Ø 26,99 GG
<b>Zubehörsatz, Bremsbacken</b>							
2.0 2.0 HDi 2.2 HDi 2.8 HDi	81 62 74 94	04/02→ 04/02→ 04/02→ 04/02→	➔	→ 03/06; Nutzlast ab [kg] 1.000 Nutzlast bis [kg] 1.400		03.0137-9285.2 669285	AP
2.8 HDi Allrad	94	04/02→	➔	→ 03/06		03.0137-9285.2 669285	AP
 <b>Bremstrommel</b>							
2.0 2.0 HDi 2.2 HDi 2.8 HDi	81 62 74 94	04/02→ 04/02→ 04/02→ 04/02→	➔	→ 03/06; Nutzlast ab [kg] 1.000 Nutzlast bis [kg] 1.400		24.0225-4002.1 480048	Ø 254,0 x 64,4 / 255,6
2.8 HDi Allrad	94	04/02→	➔	→ 03/06		24.0225-4002.1 480048	Ø 254,0 x 64,4 / 255,6
 <b>Bremsbackensatz</b>							
2.0 2.0 HDi 2.2 HDi 2.8 HDi	81 62 74 94	04/02→ 04/02→ 04/02→ 04/02→	➔	→ 03/06; Nutzlast ab [kg] 1.000 Nutzlast bis [kg] 1.400; nicht für Wohnmobile		03.0137-0432.2 650432 03.0520-0326.3 690326	AP Ø 254 x 57 + HEB AP Ø 254 x 57 Ø 26,99 + RZ / + Zub TopKit
2.8 HDi Allrad	94	04/02→	➔	→ 03/06; nicht für Wohnmobile		03.0137-0432.2 650432 03.0520-0326.3 690326	AP Ø 254 x 57 + HEB AP Ø 254 x 57 Ø 26,99 + RZ / + Zub TopKit
 <b>Bremsbackensatz, Feststellbremse</b>							
2.0 bivalent 2.0 HDi 2.2 HDi 2.8 HDi	81 62 74 94	02/03→ 04/02→ 04/02→ 04/02→	➔	→ 03/06; Nutzlast ab [kg] 1.000 Nutzlast bis [kg] 1.800; - Stützlager		03.0137-4002.2 654002	Ø 172 x 42 + Zub
2.8 HDi Allrad	94	04/02→	➔	→ 03/06; - Stützlager		03.0137-4002.2 654002	Ø 172 x 42 + Zub














	kw				! #		
<b>CITROËN - JUMPER Bus (244, Z_) 04/02→</b>							
 <b>Seilzug, Feststellbremse</b>							
2.0 HDi 2.2 HDi 2.8 HDi	62 74 94	04/02→ 04/02→ 04/02→	←	☒; → 03/06; Nutzlast ab [kg] 1.000 Nutzlast bis [kg] 1.800; Trommelbremse	1	24.3727-0300.2 580300	L= 1.078
			←	☒; S 17103013→; → 03/06; für Linkslenker; Nutzlast ab [kg] 1.000 Nutzlast bis [kg] 1.800; Scheibenbremse	1	24.3727-0300.2 580300	L= 1.078
			←	☒; → S 17103012; Nutzlast ab [kg] 1.000 Nutzlast bis [kg] 1.800; Scheibenbremse	1	24.3727-0300.2 580300	L= 1.078
			→	☒; → 03/06; Nutzlast ab [kg] 1.000 Nutzlast bis [kg] 1.800; Trommelbremse	1	24.3727-0343.2 580343	L= 2.827
			→	☒; → S 17103012; Nutzlast ab [kg] 1.000 Nutzlast bis [kg] 1.800; Scheibenbremse	1	24.3727-0348.2 580348	L= 2.715
2.8 HDi Allrad	94	04/02→	←	☒; S 17103013→; → 03/06; Nutzlast ab [kg] 1.000 Nutzlast bis [kg] 1.800; Scheibenbremse	1	24.3727-0562.2 580562	L= 1.059
			←	☒; → S 17103012; Nutzlast ab [kg] 1.000 Nutzlast bis [kg] 1.800; Scheibenbremse	1	24.3727-0562.2 580562	L= 1.059
			→	☒; → S 17103012; Nutzlast ab [kg] 1.000 Nutzlast bis [kg] 1.800; Scheibenbremse	1	24.3727-0348.2 580348	L= 2.715
<b>CITROËN - JUMPER Kasten 04/06→</b>							
 <b>Bremsbackensatz, Feststellbremse</b>							
2.0 BlueHDi 110 2.0 BlueHDi 130 2.0 BlueHDi 160 2.0 BlueHDi 160 4x4 2.2 HDi 100 2.2 HDi 110 2.2 HDi 120 2.2 HDi 130 2.2 HDi 150 3.0 HDi 145 3.0 HDi 155 3.0 HDi 160 3.0 HDi 180	81 96 120 120 74 81 88 96 110 107 115 116 130	04/16→ 04/16→ 04/16→ 04/16→ 04/06→ 07/11→ 04/06→ 07/11→ 07/11→ 07/10→ 07/10→ 09/06→ 07/11→	→			03.0137-4004.2 654004	Ø 172 x 42 + Zub
<b>CITROËN - JUMPER Kasten (230L) 02/94→04/02</b>							
 <b>Radbremszylinder</b>							
1.9 D 1.9 D	50 51	07/99→04/02 02/94→04/02	→	→ 10/01; Nutzlast [kg]: 1.000		24.3225-1701.3 020399	Ø 25,4 GG
			→	11/01→ 03/02; Nutzlast [kg]: 1.000		24.3226-1702.3 020469	Ø 26,99 GG
1.9 TD 1.9 TD	66 68	03/94→04/02 03/94→04/02	→	→ 10/01; Nutzlast ab [kg] 1.000 Nutzlast bis [kg] 1.400		24.3225-1701.3 020399	Ø 25,4 GG
			→	11/01→ 03/02; Nutzlast ab [kg] 1.000 Nutzlast bis [kg] 1.400		24.3226-1702.3 020469	Ø 26,99 GG
2.0	80	03/94→04/02	→	→ 10/01; Nutzlast ab [kg] 1.000 Nutzlast bis [kg] 1.400		24.3225-1701.3 020399	Ø 25,4 GG
			→	11/01→ 03/02; Nutzlast ab [kg] 1.000 Nutzlast bis [kg] 1.400		24.3226-1702.3 020469	Ø 26,99 GG
			→	→ 10/01; Nutzlast [kg]: 1.800		24.3228-1701.3 020401	Ø 28,57 GG
2.0 4x4	80	10/96→01/02	→	→ 10/01; Nutzlast ab [kg] 1.000 Nutzlast bis [kg] 1.400		24.3225-1701.3 020399	Ø 25,4 GG
			→	11/01→; Nutzlast ab [kg] 1.000 Nutzlast bis [kg] 1.400		24.3226-1702.3 020469	Ø 26,99 GG
			→	→ 10/01; Nutzlast [kg]: 1.800		24.3228-1701.3 020401	Ø 28,57 GG
2.0 HDI	62	11/01→04/02	→	→ 03/02; Nutzlast ab [kg] 1.000 Nutzlast bis [kg] 1.400		24.3226-1702.3 020469	Ø 26,99 GG
2.5 D 2.5 D 4x4	63 63	03/94→04/02 03/00→04/02	→	→ 10/01; Nutzlast [kg]: 1.400		24.3225-1701.3 020399	Ø 25,4 GG
			→	11/01→ 03/02; Nutzlast [kg]: 1.400		24.3226-1702.3 020469	Ø 26,99 GG
			→	→ 10/01; Nutzlast [kg]: 1.800		24.3228-1701.3 020401	Ø 28,57 GG
2.5 DT 4x4	76	10/96→08/97	→	Nutzlast [kg]: 1.400		24.3226-1702.3 020469	Ø 26,99 GG
2.5 TD 2.8 HDi 2.8 HDi 4x4	76 94 94	03/94→04/02 09/00→04/02 09/00→04/02	→	→ 10/01; Nutzlast [kg]: 1.400		24.3226-1702.3 020469	Ø 26,99 GG
			→	11/01→ 03/02; Nutzlast [kg]: 1.400		24.3226-1702.3 020469	Ø 26,99 GG
			→	→ 10/01; Nutzlast [kg]: 1.800		24.3228-1701.3 020401	Ø 28,57 GG
2.5 TDi 2.5 TDi 4x4	79 79	12/96→11/00 03/00→11/00	→	Nutzlast [kg]: 1.400		24.3226-1702.3 020469	Ø 26,99 GG
			→	Nutzlast [kg]: 1.800		24.3228-1701.3 020401	Ø 28,57 GG
↓							










	kw				!#		
<b>CITROËN - JUMPER Kasten (230L) 02/94→04/02</b>							
<b>Zubehörsatz, Bremsbacken</b>							
1.9 D	50	07/99→04/02	➡	→ 10/01; Nutzlast [kg]: 1.000		03.0137-9219.2 669219	TRW
1.9 D	51	02/94→04/02	➡	11/01→ 03/02; Nutzlast [kg]: 1.000		03.0137-9285.2 669285	AP
1.9 TD	66	03/94→04/02	➡	→ 10/01; Nutzlast ab [kg] 1.000 Nutzlast bis [kg] 1.400		03.0137-9219.2 669219	TRW
1.9 TD	68	03/94→04/02	➡	11/01→ 03/02; Nutzlast ab [kg] 1.000 Nutzlast bis [kg] 1.400		03.0137-9285.2 669285	AP
2.0	80	03/94→04/02	➡	→ 10/01; Nutzlast [kg]: 1.800		03.0137-9219.2 669219	TRW
			➡	→ 10/01; Nutzlast ab [kg] 1.000 Nutzlast bis [kg] 1.400		03.0137-9219.2 669219	TRW
			➡	11/01→ 03/02; Nutzlast ab [kg] 1.000 Nutzlast bis [kg] 1.400		03.0137-9285.2 669285	AP
2.0 4x4	80	10/96→01/02	➡	→ 10/01; Nutzlast [kg]: 1.800		03.0137-9219.2 669219	TRW
			➡	→ 10/01; Nutzlast ab [kg] 1.000 Nutzlast bis [kg] 1.400		03.0137-9219.2 669219	TRW
			➡	11/01→; Nutzlast ab [kg] 1.000 Nutzlast bis [kg] 1.400		03.0137-9285.2 669285	AP
2.0 HDI	62	11/01→04/02	➡	→ 03/02; Nutzlast ab [kg] 1.000 Nutzlast bis [kg] 1.400		03.0137-9285.2 669285	AP
2.5 D	63	03/94→04/02	➡	→ 10/01; Nutzlast [kg]: 1.400		03.0137-9219.2 669219	TRW
2.5 D 4x4	63	03/00→04/02	➡	→ 10/01; Nutzlast [kg]: 1.800		03.0137-9219.2 669219	TRW
2.5 TD	76	03/94→04/02	➡				
2.8 HDi	94	09/00→04/02	➡	11/01→ 03/02; Nutzlast [kg]: 1.400		03.0137-9285.2 669285	AP
2.8 HDi 4x4	94	09/00→04/02	➡				
2.5 DT 4x4	76	10/96→08/97	➡	Nutzlast [kg]: 1.400		03.0137-9219.2 669219	TRW
2.5 TDi	79	12/96→11/00	➡	Nutzlast [kg]: 1.800		03.0137-9219.2 669219	TRW
2.5 TDi 4x4	79	03/00→11/00	➡	Nutzlast [kg]: 1.400		03.0137-9219.2 669219	TRW
<b>Bremstrommel</b>							
1.9 D	50	07/99→04/02	➡	→ 03/02; Nutzlast [kg]: 1.000		24.0225-4002.1 480048	Ø 254,0 x 64,4 / 255,6
1.9 D	51	02/94→04/02	➡				
1.9 TD	66	03/94→04/02	➡	→ 03/02; Nutzlast ab [kg] 1.000 Nutzlast bis [kg] 1.400		24.0225-4002.1 480048	Ø 254,0 x 64,4 / 255,6
1.9 TD	68	03/94→04/02	➡				
2.0 HDI	62	11/01→04/02	➡				
2.0	80	03/94→04/02	➡	→ 03/02; Nutzlast ab [kg] 1.000 Nutzlast bis [kg] 1.400		24.0225-4002.1 480048	Ø 254,0 x 64,4 / 255,6
			➡	→ 10/01; Nutzlast [kg]: 1.800		24.0225-4005.1 480070	Ø 254,0 x 64,5 / 255,6
2.0 4x4	80	10/96→01/02	➡	Nutzlast ab [kg] 1.000 Nutzlast bis [kg] 1.400		24.0225-4002.1 480048	Ø 254,0 x 64,4 / 255,6
			➡	→ 10/01; Nutzlast [kg]: 1.800		24.0225-4005.1 480070	Ø 254,0 x 64,5 / 255,6
2.5 D	63	03/94→04/02	➡	→ 03/02; Nutzlast [kg]: 1.400		24.0225-4002.1 480048	Ø 254,0 x 64,4 / 255,6
2.5 D 4x4	63	03/00→04/02	➡				
2.5 TD	76	03/94→04/02	➡	→ 10/01; Nutzlast [kg]: 1.800		24.0225-4005.1 480070	Ø 254,0 x 64,5 / 255,6
2.8 HDi	94	09/00→04/02	➡				
2.8 HDi 4x4	94	09/00→04/02	➡				
2.5 DT 4x4	76	10/96→08/97	➡	Nutzlast [kg]: 1.400		24.0225-4002.1 480048	Ø 254,0 x 64,4 / 255,6
2.5 TDi	79	12/96→11/00	➡	Nutzlast [kg]: 1.400		24.0225-4002.1 480048	Ø 254,0 x 64,4 / 255,6
2.5 TDi 4x4	79	03/00→11/00	➡	Nutzlast [kg]: 1.800		24.0225-4005.1 480070	Ø 254,0 x 64,5 / 255,6
<b>Bremsbackensatz</b>							
1.9 D	50	07/99→04/02	➡	→ 10/01; Nutzlast [kg]: 1.000; nicht für Wohnmobile		03.0137-0333.2 650333	TRW Ø 254 x 57 + HEB
1.9 D	51	02/94→04/02	➡			03.0520-0925.3 690925	TRW Ø 254 x 57 Ø 25,4 + RZ / + Zub TopKit
			➡	11/01→ 03/02; Nutzlast [kg]: 1.000; nicht für Wohnmobile		03.0137-0432.2 650432	AP Ø 254 x 57 + HEB
			➡			03.0520-0326.3 690326	AP Ø 254 x 57 Ø 26,99 + RZ / + Zub TopKit
1.9 TD	66	03/94→04/02	➡	→ 10/01; Nutzlast ab [kg] 1.000 Nutzlast bis [kg] 1.400; nicht für Wohnmobile		03.0137-0333.2 650333	TRW Ø 254 x 57 + HEB
1.9 TD	68	03/94→04/02	➡			03.0520-0925.3 690925	TRW Ø 254 x 57 Ø 25,4 + RZ / + Zub TopKit
			➡	11/01→ 03/02; Nutzlast ab [kg] 1.000 Nutzlast bis [kg] 1.400; nicht für Wohnmobile		03.0137-0432.2 650432	AP Ø 254 x 57 + HEB
			➡			03.0520-0326.3 690326	AP Ø 254 x 57 Ø 26,99 + RZ / + Zub TopKit
2.0	80	03/94→04/02	➡	→ 10/01; Nutzlast ab [kg] 1.000 Nutzlast bis [kg] 1.400; nicht für Wohnmobile		03.0137-0333.2 650333	TRW Ø 254 x 57 + HEB
			➡			03.0520-0925.3 690925	TRW Ø 254 x 57 Ø 25,4 + RZ / + Zub TopKit
			➡	→ 10/01; Nutzlast [kg]: 1.800; nicht für Wohnmobile		03.0137-0334.2 650334	TRW Ø 254 x 57 + HEB
			➡			03.0520-0728.3 690728	TRW Ø 254 x 57 Ø 28,57 + RZ / + Zub TopKit
↓							

	kw				!#		
<b>CITROËN - JUMPER Kasten (230L) 02/94→04/02</b>							
<b>Bremsbackensatz</b>							
2.0	80	03/94→04/02	➡	11/01→03/02; Nutzlast ab [kg] 1.000 Nutzlast bis [kg] 1.400; nicht für Wohnmobile		<b>03.0137-0432.2 650432</b> <b>03.0520-0326.3 690326</b>	AP Ø 254 x 57 + HEB AP Ø 254 x 57 Ø 26,99 + RZ / + Zub TopKit
2.0 4x4	80	10/96→01/02	➡	→ 10/01; Nutzlast ab [kg] 1.000 Nutzlast bis [kg] 1.400; nicht für Wohnmobile		<b>03.0137-0333.2 650333</b> <b>03.0520-0925.3 690925</b>	TRW Ø 254 x 57 + HEB TRW Ø 254 x 57 Ø 25,4 + RZ / + Zub TopKit
			➡	→ 10/01; Nutzlast [kg]: 1.800; nicht für Wohnmobile		<b>03.0137-0334.2 650334</b> <b>03.0520-0728.3 690728</b>	TRW Ø 254 x 57 + HEB TRW Ø 254 x 57 Ø 28,57 + RZ / + Zub TopKit
			➡	11/01→; Nutzlast ab [kg] 1.000 Nutzlast bis [kg] 1.400; nicht für Wohnmobile		<b>03.0137-0432.2 650432</b> <b>03.0520-0326.3 690326</b>	AP Ø 254 x 57 + HEB AP Ø 254 x 57 Ø 26,99 + RZ / + Zub TopKit
2.0 HDI	62	11/01→04/02	➡	→ 03/02; Nutzlast ab [kg] 1.000 Nutzlast bis [kg] 1.400; nicht für Wohnmobile		<b>03.0137-0432.2 650432</b> <b>03.0520-0326.3 690326</b>	AP Ø 254 x 57 + HEB AP Ø 254 x 57 Ø 26,99 + RZ / + Zub TopKit
2.5 D 2.5 D 4x4	63 63	03/94→04/02 03/00→04/02	➡	→ 10/01; Nutzlast [kg]: 1.400; nicht für Wohnmobile		<b>03.0137-0333.2 650333</b> <b>03.0520-0925.3 690925</b>	TRW Ø 254 x 57 + HEB TRW Ø 254 x 57 Ø 25,4 + RZ / + Zub TopKit
			➡	→ 10/01; Nutzlast [kg]: 1.800; nicht für Wohnmobile		<b>03.0137-0334.2 650334</b> <b>03.0520-0728.3 690728</b>	TRW Ø 254 x 57 + HEB TRW Ø 254 x 57 Ø 28,57 + RZ / + Zub TopKit
			➡	11/01→03/02; Nutzlast [kg]: 1.400; nicht für Wohnmobile		<b>03.0137-0432.2 650432</b> <b>03.0520-0326.3 690326</b>	AP Ø 254 x 57 + HEB AP Ø 254 x 57 Ø 26,99 + RZ / + Zub TopKit
2.5 DT 4x4	76	10/96→08/97	➡	Nutzlast [kg]: 1.400; nicht für Wohnmobile		<b>03.0137-0333.2 650333</b> <b>03.0520-0226.3 690226</b>	TRW Ø 254 x 57 + HEB TRW Ø 254 x 57 Ø 26,99 + RZ / + Zub TopKit
2.5 TD 2.8 HDi 2.8 HDi 4x4	76 94 94	03/94→04/02 09/00→04/02 09/00→04/02	➡	→ 10/01; Nutzlast [kg]: 1.400; nicht für Wohnmobile		<b>03.0137-0333.2 650333</b> <b>03.0520-0226.3 690226</b>	TRW Ø 254 x 57 + HEB TRW Ø 254 x 57 Ø 26,99 + RZ / + Zub TopKit
			➡	→ 10/01; Nutzlast [kg]: 1.800; nicht für Wohnmobile		<b>03.0137-0334.2 650334</b> <b>03.0520-0728.3 690728</b>	TRW Ø 254 x 57 + HEB TRW Ø 254 x 57 Ø 28,57 + RZ / + Zub TopKit
			➡	11/01→03/02; Nutzlast [kg]: 1.400; nicht für Wohnmobile		<b>03.0137-0432.2 650432</b> <b>03.0520-0326.3 690326</b>	AP Ø 254 x 57 + HEB AP Ø 254 x 57 Ø 26,99 + RZ / + Zub TopKit
2.5 TDi 2.5 TDi 4x4	79 79	12/96→11/00 03/00→11/00	➡	Nutzlast [kg]: 1.400; nicht für Wohnmobile		<b>03.0137-0333.2 650333</b> <b>03.0520-0226.3 690226</b>	TRW Ø 254 x 57 + HEB TRW Ø 254 x 57 Ø 26,99 + RZ / + Zub TopKit
			➡	Nutzlast [kg]: 1.800; nicht für Wohnmobile		<b>03.0137-0334.2 650334</b> <b>03.0520-0728.3 690728</b>	TRW Ø 254 x 57 + HEB TRW Ø 254 x 57 Ø 28,57 + RZ / + Zub TopKit
<b>Seilzug, Feststellbremse</b>							
1.9 D 1.9 D	50 51	07/99→04/02 02/94→04/02	➡	☑; → S 16158427; Nutzlast [kg]: 1.000; Scheiben/Trommel	1	<b>24.3727-0340.2 580340</b>	L= 3.025
			➡	☑; S 16194400→; → 03/02; Nutzlast [kg]: 1.000; Trommelbremse	1	<b>24.3727-0343.2 580343</b>	L= 2.827
			➡	☑; S 16158428→ S 16194399; Nutzlast [kg]: 1.000; Scheiben/Trommel	1	<b>24.3727-0344.2 580344</b>	L= 2.806
			➡	☑; S 16194400→; → 03/02; Nutzlast [kg]: 1.000; Scheibenbremse	1	<b>24.3727-0348.2 580348</b>	L= 2.715
1.9 TD 1.9 TD	66 68	03/94→04/02 03/94→04/02	➡	☑; → S 16158427; Nutzlast ab [kg] 1.000 Nutzlast bis [kg] 1.400; Scheiben/Trommel	1	<b>24.3727-0340.2 580340</b>	L= 3.025
			➡	☑; S 16194400→; → 03/02; Nutzlast ab [kg] 1.000 Nutzlast bis [kg] 1.400; Trommelbremse	1	<b>24.3727-0343.2 580343</b>	L= 2.827
			➡	☑; S 16158428→ S 16194399; Nutzlast ab [kg] 1.000 Nutzlast bis [kg] 1.400; Scheiben/Trommel	1	<b>24.3727-0344.2 580344</b>	L= 2.806
			➡	☑; S 16194400→; → 03/02; Nutzlast ab [kg] 1.000 Nutzlast bis [kg] 1.400; Scheibenbremse	1	<b>24.3727-0348.2 580348</b>	L= 2.715
2.0	80	03/94→04/02	➡	☑; → S 16158427; Nutzlast ab [kg] 1.000 Nutzlast bis [kg] 1.800; Scheiben/Trommel	1	<b>24.3727-0340.2 580340</b>	L= 3.025
			➡	☑; S 16194400→; → 03/02; Nutzlast ab [kg] 1.000 Nutzlast bis [kg] 1.800; Trommelbremse	1	<b>24.3727-0343.2 580343</b>	L= 2.827










	kw			!#			
<b>CITROËN - JUMPER Kasten (230L) 02/94→04/02</b>							
 <b>Seilzug, Feststellbremse</b>							
2.0	80	03/94→04/02	➔	☑; S 16158428→ S 16194399; Nutzlast ab [kg] 1.000 Nutzlast bis [kg] 1.800; Scheiben/Trommel	1	24.3727-0344.2 580344	L= 2.806
			➔	☑; S 16194400→; → 03/02; Nutzlast ab [kg] 1.000 Nutzlast bis [kg] 1.800; Scheibenbremse	1	24.3727-0348.2 580348	L= 2.715
2.0 HDI	62	11/01→04/02	➔	☑; → 03/02; Nutzlast ab [kg] 1.000 Nutzlast bis [kg] 1.800; Trommelbremse	1	24.3727-0343.2 580343	L= 2.827
			➔	☑; → 03/02; Nutzlast ab [kg] 1.000 Nutzlast bis [kg] 1.800; Scheibenbremse	1	24.3727-0348.2 580348	L= 2.715
2.5 D 2.5 TD 2.8 HDi	63 76 94	03/94→04/02 03/94→04/02 09/00→04/02	➔	☑; → S 16158427; Nutzlast ab [kg] 1.400 Nutzlast bis [kg] 1.800; Scheiben/Trommel	1	24.3727-0340.2 580340	L= 3.025
			➔	☑; S 16194400→; → 03/02; Nutzlast ab [kg] 1.400 Nutzlast bis [kg] 1.800; Trommelbremse	1	24.3727-0343.2 580343	L= 2.827
			➔	☑; S 16158428→ S 16194399; Nutzlast ab [kg] 1.400 Nutzlast bis [kg] 1.800; Scheiben/Trommel	1	24.3727-0344.2 580344	L= 2.806
			➔	☑; S 16194400→; → 03/02; Nutzlast ab [kg] 1.400 Nutzlast bis [kg] 1.800; Scheibenbremse	1	24.3727-0348.2 580348	L= 2.715
2.5 TDi	79	12/96→11/00	➔	☑; → S 16158427; Nutzlast ab [kg] 1.400 Nutzlast bis [kg] 1.800; Scheiben/Trommel	1	24.3727-0340.2 580340	L= 3.025
			➔	☑; S 16194400→; Nutzlast ab [kg] 1.400 Nutzlast bis [kg] 1.800; Trommelbremse	1	24.3727-0343.2 580343	L= 2.827
			➔	☑; S 16158428→ S 16194399; Nutzlast ab [kg] 1.400 Nutzlast bis [kg] 1.800; Scheiben/Trommel	1	24.3727-0344.2 580344	L= 2.806
			➔	☑; S 16194400→; Nutzlast ab [kg] 1.400 Nutzlast bis [kg] 1.800; Scheibenbremse	1	24.3727-0348.2 580348	L= 2.715
<b>CITROËN - JUMPER Kasten (244) 04/02→</b>							
 <b>Radbremszylinder</b>							
2.0 2.0 bivalent 2.0 HDi 2.2 HDi 2.8 HDi 2.8 HDi	81 81 62 74 94 107	04/02→ 02/03→ 04/02→ 04/02→ 04/02→ 05/04→	➔	→ 03/06; Nutzlast ab [kg] 1.000 Nutzlast bis [kg] 1.400		24.3226-1702.3 020469	Ø 26,99 GG
2.8 HDi 4x4	94	04/02→	➔	→ 03/06		24.3226-1702.3 020469	Ø 26,99 GG
			➔	→ 03/06; Nutzlast ab [kg] 1.000 Nutzlast bis [kg] 1.400		24.3226-1702.3 020469	Ø 26,99 GG
<b>Zubehörsatz, Bremsbacken</b>							
2.0 2.0 bivalent 2.0 HDi 2.2 HDi 2.8 HDi 2.8 HDi	81 81 62 74 94 107	04/02→ 02/03→ 04/02→ 04/02→ 04/02→ 05/04→	➔	→ 03/06; Nutzlast ab [kg] 1.000 Nutzlast bis [kg] 1.400		03.0137-9285.2 669285	AP
2.8 HDi 4x4	94	04/02→	➔	→ 03/06		03.0137-9285.2 669285	AP
			➔	→ 03/06; Nutzlast ab [kg] 1.000 Nutzlast bis [kg] 1.400		03.0137-9285.2 669285	AP
 <b>Bremstrommel</b>							
2.0 2.0 bivalent 2.0 HDi 2.2 HDi 2.8 HDi 2.8 HDi	81 81 62 74 94 107	04/02→ 02/03→ 04/02→ 04/02→ 04/02→ 05/04→	➔	→ 03/06; Nutzlast ab [kg] 1.000 Nutzlast bis [kg] 1.400		24.0225-4002.1 480048	Ø 254,0 x 64,4 / 255,6
2.8 HDi 4x4	94	04/02→	➔	→ 03/06		24.0225-4002.1 480048	Ø 254,0 x 64,4 / 255,6
			➔	→ 03/06; Nutzlast ab [kg] 1.000 Nutzlast bis [kg] 1.400		24.0225-4002.1 480048	Ø 254,0 x 64,4 / 255,6
 <b>Bremsbackensatz</b>							
2.0 2.0 bivalent 2.0 HDi 2.2 HDi 2.8 HDi 2.8 HDi	81 81 62 74 94 107	04/02→ 02/03→ 04/02→ 04/02→ 04/02→ 05/04→	➔	→ 03/06; Nutzlast ab [kg] 1.000 Nutzlast bis [kg] 1.400; nicht für Wohnmobile		03.0137-0432.2 650432 03.0520-0326.3 690326	AP Ø 254 x 57 + HEB AP Ø 254 x 57 Ø 26,99 + RZ / + Zub TopKit
↓							












	kw				!#		
<b>CITROËN - JUMPER Kasten (244) 04/02→</b>							
 <b>Bremsbackensatz</b>							
2.8 HDi 4x4	94	04/02→	➔	→ 03/06; Nutzlast ab [kg] 1.000 Nutzlast bis [kg] 1.400; nicht für Wohnmobile		<b>03.0137-0432.2 650432</b> <b>03.0520-0326.3 690326</b>	AP Ø 254 x 57 + HEB AP Ø 254 x 57 Ø 26,99 + RZ / + Zub TopKit
			➔	→ 03/06; nicht für Wohnmobile		<b>03.0137-0432.2 650432</b> <b>03.0520-0326.3 690326</b>	AP Ø 254 x 57 + HEB AP Ø 254 x 57 Ø 26,99 + RZ / + Zub TopKit
 <b>Bremsbackensatz, Feststellbremse</b>							
2.0	81	04/02→	➔	→ 03/06; Nutzlast ab [kg] 1.000 Nutzlast bis [kg] 1.800; - Stützlager		<b>03.0137-4002.2 654002</b>	Ø 172 x 42 + Zub
2.0 bivalent	81	02/03→					
2.0 HDi	62	04/02→					
2.2 HDi	74	04/02→					
2.8 HDi	94	04/02→					
2.8 HDi	107	05/04→					
2.8 HDi 4x4	94	04/02→	➔	→ 03/06; - Stützlager		<b>03.0137-4002.2 654002</b>	Ø 172 x 42 + Zub
			➔	→ 03/06; Nutzlast ab [kg] 1.000 Nutzlast bis [kg] 1.800; - Stützlager		<b>03.0137-4002.2 654002</b>	Ø 172 x 42 + Zub
 <b>Seilzug, Feststellbremse</b>							
2.0	81	04/02→	⬅	⬆; → 03/06; Nutzlast ab [kg] 1.000 Nutzlast bis [kg] 1.800; Trommelbremse	1	<b>24.3727-0300.2 580300</b>	L= 1.078
2.0 HDi	62	04/02→					
2.2 HDi	74	04/02→	⬅	⬆; S 17103013→; → 03/06; für Linkslenker; Nutzlast ab [kg] 1.000 Nutzlast bis [kg] 1.800; Scheibenbremse	1	<b>24.3727-0300.2 580300</b>	L= 1.078
2.8 HDi	94	04/02→					
2.8 HDi	107	05/04→	⬅	⬆; → S 17103012; Nutzlast ab [kg] 1.000 Nutzlast bis [kg] 1.800; Scheibenbremse	1	<b>24.3727-0300.2 580300</b>	L= 1.078
			➔	⬇; → 03/06; Nutzlast ab [kg] 1.000 Nutzlast bis [kg] 1.800; Trommelbremse	1	<b>24.3727-0343.2 580343</b>	L= 2.827
			➔	⬇; → S 17103012; Nutzlast ab [kg] 1.000 Nutzlast bis [kg] 1.800; Scheibenbremse	1	<b>24.3727-0348.2 580348</b>	L= 2.715
2.8 HDi 4x4	94	04/02→	⬅	⬆; S 17103013→; → 03/06; Nutzlast ab [kg] 1.000 Nutzlast bis [kg] 1.800; Scheibenbremse	1	<b>24.3727-0562.2 580562</b>	L= 1.059
			⬅				
			➔				
<b>CITROËN - JUMPER Pritsche/Fahrgestell 04/06→</b>							
 <b>Bremsbackensatz, Feststellbremse</b>							
2.0 BlueHDi 110	81	04/16→	➔			<b>03.0137-4004.2 654004</b>	Ø 172 x 42 + Zub
2.0 BlueHDi 130	96	04/16→					
2.0 BlueHDi 130 4x4	96	04/16→					
2.0 BlueHDi 160	120	04/16→					
2.0 BlueHDi 160 4x4	120	04/16→					
2.2 HDi 100	74	04/06→					
2.2 HDi 110	81	07/11→					
2.2 HDi 120	88	04/06→					
2.2 HDi 130	96	07/11→					
2.2 HDi 150	110	07/11→					
3.0 HDi 145	107	07/10→					
3.0 HDi 160	116	09/06→					
3.0 HDi 180	130	07/11→					
<b>CITROËN - JUMPER Pritsche/Fahrgestell (230) 03/94→04/02</b>							
 <b>Radbremszylinder</b>							
1.9 TD	66	03/94→04/02	➔	→ 10/01; Nutzlast ab [kg] 1.000 Nutzlast bis [kg] 1.400		<b>24.3225-1701.3 020399</b>	Ø 25,4 GG
1.9 TD	68	03/94→04/02	➔				
			➔	11/01→ 03/02; Nutzlast ab [kg] 1.000 Nutzlast bis [kg] 1.400		<b>24.3226-1702.3 020469</b>	Ø 26,99 GG
2.0	80	03/94→04/02	➔	→ 10/01; Nutzlast ab [kg] 1.000 Nutzlast bis [kg] 1.400		<b>24.3225-1701.3 020399</b>	Ø 25,4 GG
			➔				
			➔	11/01→ 03/02; Nutzlast ab [kg] 1.000 Nutzlast bis [kg] 1.400		<b>24.3226-1702.3 020469</b>	Ø 26,99 GG
			➔	→ 10/01; Nutzlast [kg]: 1.800		<b>24.3228-1701.3 020401</b>	Ø 28,57 GG
2.5 D	63	03/94→04/02	➔	→ 10/01; Nutzlast [kg]: 1.400		<b>24.3225-1701.3 020399</b>	Ø 25,4 GG
2.5 D 4x4	63	03/00→04/02	➔	11/01→ 03/02; Nutzlast [kg]: 1.400		<b>24.3226-1702.3 020469</b>	Ø 26,99 GG
			➔	→ 10/01; Nutzlast [kg]: 1.800		<b>24.3228-1701.3 020401</b>	Ø 28,57 GG
↓							





























	kw				!#		
<b>CITROËN - JUMPER Pritsche/Fahrgestell (230) 03/94 → 04/02</b>							
<b> Radbremszylinder</b>							
2.5 TD	76	03/94 → 04/02	➡	→ 10/01; Nutzlast [kg]: 1.400		24.3226-1702.3 020469	Ø 26,99 GG
2.5 TDi	79	12/96 → 04/02	➡	→ 11/01 → 03/02; Nutzlast [kg]: 1.400		24.3226-1702.3 020469	Ø 26,99 GG
2.5 TDi 4x4	79	03/00 → 04/02	➡	→ 10/01; Nutzlast [kg]: 1.800		24.3228-1701.3 020401	Ø 28,57 GG
2.8 HDi	94	09/00 → 04/02	➡	→ 10/01; Nutzlast [kg]: 1.800		24.3228-1701.3 020401	Ø 28,57 GG
2.8 D	64	01/99 → 02/02	➡	→ S 16206253; Nutzlast [kg]: 1.400		24.3225-1701.3 020399	Ø 25,4 GG
			➡	S 16204256 →; Nutzlast [kg]: 1.400		24.3226-1702.3 020469	Ø 26,99 GG
			➡	→ S 16209999; Nutzlast [kg]: 1.800		24.3228-1701.3 020401	Ø 28,57 GG
<b>Zubehörsatz, Bremsbacken</b>							
1.9 TD	66	03/94 → 04/02	➡	→ 10/01; Nutzlast ab [kg] 1.000 Nutzlast bis [kg] 1.400		03.0137-9219.2 669219	TRW
1.9 TD	68	03/94 → 04/02	➡	→ 11/01 → 03/02; Nutzlast ab [kg] 1.000 Nutzlast bis [kg] 1.400		03.0137-9285.2 669285	AP
2.0	80	03/94 → 04/02	➡	→ 10/01; Nutzlast [kg]: 1.800		03.0137-9219.2 669219	TRW
			➡	→ 10/01; Nutzlast ab [kg] 1.000 Nutzlast bis [kg] 1.400		03.0137-9219.2 669219	TRW
			➡	→ 11/01 → 03/02; Nutzlast ab [kg] 1.000 Nutzlast bis [kg] 1.400		03.0137-9285.2 669285	AP
2.5 D	63	03/94 → 04/02	➡	→ 10/01; Nutzlast [kg]: 1.400		03.0137-9219.2 669219	TRW
2.5 D 4x4	63	03/00 → 04/02	➡	→ 10/01; Nutzlast [kg]: 1.800		03.0137-9219.2 669219	TRW
2.5 TD	76	03/94 → 04/02	➡	→ 10/01; Nutzlast [kg]: 1.800		03.0137-9219.2 669219	TRW
2.5 TDi	79	12/96 → 04/02	➡	→ 11/01 → 03/02; Nutzlast [kg]: 1.400		03.0137-9285.2 669285	AP
2.5 TDi 4x4	79	03/00 → 04/02	➡	→ 11/01 → 03/02; Nutzlast [kg]: 1.400		03.0137-9285.2 669285	AP
2.8 HDi	94	09/00 → 04/02	➡	→ 11/01 → 03/02; Nutzlast [kg]: 1.400		03.0137-9285.2 669285	AP
2.8 D	64	01/99 → 02/02	➡	→ S 16209999		03.0137-9219.2 669219	TRW
			➡	→ S 16206253; Nutzlast [kg]: 1.400		03.0137-9219.2 669219	TRW
			➡	S 16204256 →; Nutzlast [kg]: 1.400		03.0137-9285.2 669285	AP
<b> Bremstrommel</b>							
1.9 TD	66	03/94 → 04/02	➡	→ 03/02; Nutzlast ab [kg] 1.000 Nutzlast bis [kg] 1.400		24.0225-4002.1 480048	Ø 254,0 x 64,4 / 255,6
1.9 TD	68	03/94 → 04/02	➡	→ 03/02; Nutzlast ab [kg] 1.000 Nutzlast bis [kg] 1.400		24.0225-4002.1 480048	Ø 254,0 x 64,4 / 255,6
2.0	80	03/94 → 04/02	➡	→ 03/02; Nutzlast ab [kg] 1.000 Nutzlast bis [kg] 1.400		24.0225-4002.1 480048	Ø 254,0 x 64,4 / 255,6
			➡	→ 10/01; Nutzlast [kg]: 1.800		24.0225-4005.1 480070	Ø 254,0 x 64,5 / 255,6
2.5 D	63	03/94 → 04/02	➡	→ 03/02; Nutzlast [kg]: 1.400		24.0225-4002.1 480048	Ø 254,0 x 64,4 / 255,6
2.5 D 4x4	63	03/00 → 04/02	➡	→ 03/02; Nutzlast [kg]: 1.400		24.0225-4002.1 480048	Ø 254,0 x 64,4 / 255,6
2.5 TD	76	03/94 → 04/02	➡	→ 10/01; Nutzlast [kg]: 1.800		24.0225-4005.1 480070	Ø 254,0 x 64,5 / 255,6
2.5 TDi	79	12/96 → 04/02	➡	→ 10/01; Nutzlast [kg]: 1.800		24.0225-4005.1 480070	Ø 254,0 x 64,5 / 255,6
2.5 TDi 4x4	79	03/00 → 04/02	➡	→ 10/01; Nutzlast [kg]: 1.800		24.0225-4005.1 480070	Ø 254,0 x 64,5 / 255,6
2.8 HDi	94	09/00 → 04/02	➡	→ 10/01; Nutzlast [kg]: 1.800		24.0225-4005.1 480070	Ø 254,0 x 64,5 / 255,6
2.8 D	64	01/99 → 02/02	➡	Nutzlast [kg]: 1.400		24.0225-4002.1 480048	Ø 254,0 x 64,4 / 255,6
			➡	→ S 16209999; Nutzlast [kg]: 1.800		24.0225-4005.1 480070	Ø 254,0 x 64,5 / 255,6
<b> Bremsbackensatz</b>							
1.9 TD	66	03/94 → 04/02	➡	→ 10/01; Nutzlast ab [kg] 1.000 Nutzlast bis [kg] 1.400; nicht für Wohnmobile		03.0137-0333.2 650333	TRW Ø 254 x 57 + HEB
1.9 TD	68	03/94 → 04/02	➡	→ 11/01 → 03/02; Nutzlast ab [kg] 1.000 Nutzlast bis [kg] 1.400; nicht für Wohnmobile		03.0520-0925.3 690925	TRW Ø 254 x 57 Ø 25,4 + RZ / + Zub TopKit
			➡	→ 11/01 → 03/02; Nutzlast ab [kg] 1.000 Nutzlast bis [kg] 1.400; nicht für Wohnmobile		03.0137-0432.2 650432	AP Ø 254 x 57 + HEB
			➡	→ 11/01 → 03/02; Nutzlast ab [kg] 1.000 Nutzlast bis [kg] 1.400; nicht für Wohnmobile		03.0520-0326.3 690326	AP Ø 254 x 57 Ø 26,99 + RZ / + Zub TopKit
2.0	80	03/94 → 04/02	➡	→ 10/01; Nutzlast ab [kg] 1.000 Nutzlast bis [kg] 1.400; nicht für Wohnmobile		03.0137-0333.2 650333	TRW Ø 254 x 57 + HEB
			➡	→ 10/01; Nutzlast ab [kg] 1.000 Nutzlast bis [kg] 1.400; nicht für Wohnmobile		03.0520-0925.3 690925	TRW Ø 254 x 57 Ø 25,4 + RZ / + Zub TopKit
			➡	→ 10/01; Nutzlast [kg]: 1.800; nicht für Wohnmobile		03.0137-0334.2 650334	TRW Ø 254 x 57 + HEB
			➡	→ 10/01; Nutzlast [kg]: 1.800; nicht für Wohnmobile		03.0520-0728.3 690728	TRW Ø 254 x 57 Ø 28,57 + RZ / + Zub TopKit
			➡	→ 11/01 → 03/02; Nutzlast ab [kg] 1.000 Nutzlast bis [kg] 1.400; nicht für Wohnmobile		03.0137-0432.2 650432	AP Ø 254 x 57 + HEB
			➡	→ 11/01 → 03/02; Nutzlast ab [kg] 1.000 Nutzlast bis [kg] 1.400; nicht für Wohnmobile		03.0520-0326.3 690326	AP Ø 254 x 57 Ø 26,99 + RZ / + Zub TopKit
2.5 D	63	03/94 → 04/02	➡	→ 10/01; Nutzlast [kg]: 1.400; nicht für Wohnmobile		03.0137-0333.2 650333	TRW Ø 254 x 57 + HEB
2.5 D 4x4	63	03/00 → 04/02	➡	→ 10/01; Nutzlast [kg]: 1.800; nicht für Wohnmobile		03.0520-0925.3 690925	TRW Ø 254 x 57 Ø 25,4 + RZ / + Zub TopKit
			➡	→ 10/01; Nutzlast [kg]: 1.800; nicht für Wohnmobile		03.0137-0334.2 650334	TRW Ø 254 x 57 + HEB
			➡	→ 10/01; Nutzlast [kg]: 1.800; nicht für Wohnmobile		03.0520-0728.3 690728	TRW Ø 254 x 57 Ø 28,57 + RZ / + Zub TopKit
			➡	→ 11/01 → 03/02; Nutzlast [kg]: 1.400; nicht für Wohnmobile		03.0137-0432.2 650432	AP Ø 254 x 57 + HEB
↓							


























	kw				!#		
<b>CITROËN - JUMPER Pritsche/Fahrgestell (230) 03/94→04/02</b>							
 <b>Bremsbackensatz</b>							
2.5 D 2.5 D 4x4	63 63	03/94→04/02 03/00→04/02	➔	11/01→ 03/02; Nutzlast [kg]: 1.400; nicht für Wohnmobile		<b>03.0520-0326.3 690326</b>	AP Ø 254 x 57 Ø 26,99 + RZ / + Zub TopKit
2.5 TD 2.5 TDi 2.5 TDi 4x4 2.8 HDi	76 79 79 94	03/94→04/02 12/96→04/02 03/00→04/02 09/00→04/02	➔	→ 10/01; Nutzlast [kg]: 1.400; nicht für Wohnmobile		<b>03.0137-0333.2 650333</b> <b>03.0520-0226.3 690226</b>	TRW Ø 254 x 57 + HEB TRW Ø 254 x 57 Ø 26,99 + RZ / + Zub TopKit
			➔	→ 10/01; Nutzlast [kg]: 1.800; nicht für Wohnmobile		<b>03.0137-0334.2 650334</b> <b>03.0520-0728.3 690728</b>	TRW Ø 254 x 57 + HEB TRW Ø 254 x 57 Ø 28,57 + RZ / + Zub TopKit
			➔	11/01→ 03/02; Nutzlast [kg]: 1.400; nicht für Wohnmobile		<b>03.0137-0432.2 650432</b> <b>03.0520-0326.3 690326</b>	AP Ø 254 x 57 + HEB AP Ø 254 x 57 Ø 26,99 + RZ / + Zub TopKit
			➔	→ S 16206253; Nutzlast [kg]: 1.400; nicht für Wohnmobile		<b>03.0137-0333.2 650333</b>	TRW Ø 254 x 57 + HEB
2.8 D	64	01/99→02/02	➔	→ S 16209999; nicht für Wohnmobile		<b>03.0137-0334.2 650334</b>	TRW Ø 254 x 57 + HEB
			➔	S 16204256→; Nutzlast [kg]: 1.400; nicht für Wohnmobile		<b>03.0137-0432.2 650432</b>	AP Ø 254 x 57 + HEB
			➔	→ S 16206253; Nutzlast [kg]: 1.400; nicht für Wohnmobile		<b>03.0137-0333.2 650333</b>	TRW Ø 254 x 57 + HEB
 <b>Seilzug, Feststellbremse</b>							
1.9 TD 1.9 TD	66 68	03/94→04/02 03/94→04/02	➔	⚠; → S 16158427; Nutzlast ab [kg] 1.000 Nutzlast bis [kg] 1.400; Scheiben/Trommel	1	<b>24.3727-0340.2 580340</b>	L= 3.025
			➔	⚠; S 16194400→; → 03/02; Nutzlast ab [kg] 1.000 Nutzlast bis [kg] 1.400; Trommelbremse	1	<b>24.3727-0343.2 580343</b>	L= 2.827
			➔	⚠; S 16158428→ S 16194399; Nutzlast ab [kg] 1.000 Nutzlast bis [kg] 1.400; Scheiben/Trommel	1	<b>24.3727-0344.2 580344</b>	L= 2.806
			➔	⚠; S 16194400→; → 03/02; Nutzlast ab [kg] 1.000 Nutzlast bis [kg] 1.400; Scheibenbremse	1	<b>24.3727-0348.2 580348</b>	L= 2.715
2.0	80	03/94→04/02	➔	⚠; → S 16158427; Nutzlast ab [kg] 1.000 Nutzlast bis [kg] 1.800; Scheiben/Trommel	1	<b>24.3727-0340.2 580340</b>	L= 3.025
			➔	⚠; S 16194400→; → 03/02; Nutzlast ab [kg] 1.000 Nutzlast bis [kg] 1.800; Trommelbremse	1	<b>24.3727-0343.2 580343</b>	L= 2.827
			➔	⚠; S 16158428→ S 16194399; Nutzlast ab [kg] 1.000 Nutzlast bis [kg] 1.800; Scheiben/Trommel	1	<b>24.3727-0344.2 580344</b>	L= 2.806
			➔	⚠; S 16194400→; → 03/02; Nutzlast ab [kg] 1.000 Nutzlast bis [kg] 1.800; Scheibenbremse	1	<b>24.3727-0348.2 580348</b>	L= 2.715
2.5 D 2.5 TD 2.5 TDi 2.8 HDi	63 76 79 94	03/94→04/02 03/94→04/02 12/96→04/02 09/00→04/02	➔	⚠; → S 16158427; Nutzlast ab [kg] 1.400 Nutzlast bis [kg] 1.800; Scheiben/Trommel	1	<b>24.3727-0340.2 580340</b>	L= 3.025
			➔	⚠; S 16194400→; → 03/02; Nutzlast ab [kg] 1.400 Nutzlast bis [kg] 1.800; Trommelbremse	1	<b>24.3727-0343.2 580343</b>	L= 2.827
			➔	⚠; S 16158428→ S 16194399; Nutzlast ab [kg] 1.400 Nutzlast bis [kg] 1.800; Scheiben/Trommel	1	<b>24.3727-0344.2 580344</b>	L= 2.806
			➔	⚠; S 16194400→; → 03/02; Nutzlast ab [kg] 1.400 Nutzlast bis [kg] 1.800; Scheibenbremse	1	<b>24.3727-0348.2 580348</b>	L= 2.715
2.8 D	64	01/99→02/02	➔	⚠; → S 16158427; Nutzlast ab [kg] 1.400 Nutzlast bis [kg] 1.800; Scheiben/Trommel	1	<b>24.3727-0340.2 580340</b>	L= 3.025
			➔	⚠; S 16194400→; Nutzlast ab [kg] 1.400 Nutzlast bis [kg] 1.800; Trommelbremse	1	<b>24.3727-0343.2 580343</b>	L= 2.827
			➔	⚠; S 16158428→ S 16194399; Nutzlast ab [kg] 1.400 Nutzlast bis [kg] 1.800; Scheiben/Trommel	1	<b>24.3727-0344.2 580344</b>	L= 2.806
			➔	⚠; S 16194400→; Nutzlast ab [kg] 1.400 Nutzlast bis [kg] 1.800; Scheibenbremse	1	<b>24.3727-0348.2 580348</b>	L= 2.715
<b>CITROËN - JUMPER Pritsche/Fahrgestell (244) 02/02→</b>							
 <b>Radbremszylinder</b>							
2.0 HDi 2.2 HDi 2.8 HDi 2.8 HDi	62 74 94 107	04/02→ 04/02→ 04/02→ 05/04→	➔	→ 03/06; Nutzlast ab [kg] 1.000 Nutzlast bis [kg] 1.400		<b>24.3226-1702.3 020469</b>	Ø 26,99 GG
2.2 HDi	74	02/02→06/06	➔	04/02→ 03/06; Nutzlast ab [kg] 1.000 Nutzlast bis [kg] 1.400		<b>24.3226-1702.3 020469</b>	Ø 26,99 GG
↓							

	kw				!#						
<b>CITROËN - JUMPER Pritsche/Fahrgestell (244) 02/02 →</b>											
 <b>Radbremszylinder</b>											
2.8 HDi 4x4	94	02/02→06/06	➔	04/02→ 03/06		24.3226-1702.3 020469	Ø 26,99 GG				
<b>Zubehörsatz, Bremsbacken</b>											
2.0 HDi	62	04/02→	➔	→ 03/06; Nutzlast ab [kg] 1.000 Nutzlast bis [kg] 1.400		03.0137-9285.2 669285	AP				
2.2 HDi	74	04/02→									
2.8 HDi	94	04/02→									
2.8 HDi	107	05/04→									
2.2 HDi	74	02/02→06/06	➔	04/02→ 03/06; Nutzlast ab [kg] 1.000 Nutzlast bis [kg] 1.400		03.0137-9285.2 669285	AP				
2.8 HDi 4x4	94	02/02→06/06	➔	04/02→ 03/06		03.0137-9285.2 669285	AP				
 <b>Bremstrommel</b>											
2.0 HDi	62	04/02→	➔	→ 03/06; Nutzlast ab [kg] 1.000 Nutzlast bis [kg] 1.400		24.0225-4002.1 480048	Ø 254,0 x 64,4 / 255,6				
2.2 HDi	74	04/02→									
2.8 HDi	94	04/02→									
2.8 HDi	107	05/04→									
2.2 HDi	74	02/02→06/06	➔	04/02→ 03/06; Nutzlast ab [kg] 1.000 Nutzlast bis [kg] 1.400		24.0225-4002.1 480048	Ø 254,0 x 64,4 / 255,6				
2.8 HDi 4x4	94	02/02→06/06	➔	04/02→ 03/06		24.0225-4002.1 480048	Ø 254,0 x 64,4 / 255,6				
 <b>Bremsbackensatz</b>											
2.0 HDi	62	04/02→	➔	→ 03/06; Nutzlast ab [kg] 1.000 Nutzlast bis [kg] 1.400; nicht für Wohnmobile		03.0137-0432.2 650432 03.0520-0326.3 690326	AP Ø 254 x 57 + HEB AP Ø 254 x 57 Ø 26,99 + RZ / + Zub TopKit				
2.2 HDi	74	04/02→									
2.8 HDi	94	04/02→									
2.8 HDi	107	05/04→									
2.2 HDi	74	02/02→06/06	➔	04/02→ 03/06; Nutzlast ab [kg] 1.000 Nutzlast bis [kg] 1.400; nicht für Wohnmobile		03.0137-0432.2 650432 03.0520-0326.3 690326	AP Ø 254 x 57 + HEB AP Ø 254 x 57 Ø 26,99 + RZ / + Zub TopKit				
2.8 HDi 4x4	94	02/02→06/06	➔	04/02→ 03/06; nicht für Wohnmobile		03.0137-0432.2 650432 03.0520-0326.3 690326	AP Ø 254 x 57 + HEB AP Ø 254 x 57 Ø 26,99 + RZ / + Zub TopKit				
 <b>Bremsbackensatz, Feststellbremse</b>											
2.0 HDi	62	04/02→	➔	→ 03/06; Nutzlast ab [kg] 1.000 Nutzlast bis [kg] 1.800; - Stützlager		03.0137-4002.2 654002	Ø 172 x 42 + Zub				
2.2 HDi	74	04/02→									
2.8 HDi	94	04/02→									
2.8 HDi	107	05/04→									
2.2 HDi	74	02/02→06/06	➔	04/02→ 03/06; Nutzlast ab [kg] 1.000 Nutzlast bis [kg] 1.800; - Stützlager		03.0137-4002.2 654002	Ø 172 x 42 + Zub				
2.8 HDi 4x4	94	02/02→06/06	➔	04/02→ 03/06; - Stützlager		03.0137-4002.2 654002	Ø 172 x 42 + Zub				
 <b>Seilzug, Feststellbremse</b>											
2.0 HDi	62	04/02→	←	☒; → 03/06; Nutzlast ab [kg] 1.000 Nutzlast bis [kg] 1.800; Trommelbremse	1	24.3727-0300.2 580300	L= 1.078				
2.2 HDi	74	04/02→									
2.8 HDi	94	04/02→	←					☒; S 17103013→; → 03/06; für Linkslenker; Nutzlast ab [kg] 1.000 Nutzlast bis [kg] 1.800; Scheibenbremse	1	24.3727-0300.2 580300	L= 1.078
2.8 HDi	107	05/04→	←					☒; → S 17103012; Nutzlast ab [kg] 1.000 Nutzlast bis [kg] 1.800; Scheibenbremse	1	24.3727-0300.2 580300	L= 1.078
			➔					☒; → 03/06; Nutzlast ab [kg] 1.000 Nutzlast bis [kg] 1.800; Trommelbremse	1	24.3727-0343.2 580343	L= 2.827
			➔					☒; → S 17103012; Nutzlast ab [kg] 1.000 Nutzlast bis [kg] 1.800; Scheibenbremse	1	24.3727-0348.2 580348	L= 2.715
2.2 HDi	74	02/02→06/06	←	☒; 04/02→; → S 17103012; Nutzlast ab [kg] 1.000 Nutzlast bis [kg] 1.800; Scheibenbremse	1	24.3727-0300.2 580300	L= 1.078				
			←	☒; 04/02→ 03/06; Nutzlast ab [kg] 1.000 Nutzlast bis [kg] 1.800; Trommelbremse	1	24.3727-0300.2 580300	L= 1.078				
			←	☒; S 17103013→; → 03/06; für Linkslenker; Nutzlast ab [kg] 1.000 Nutzlast bis [kg] 1.800; Scheibenbremse	1	24.3727-0300.2 580300	L= 1.078				
			➔	☒; 04/02→ 03/06; Nutzlast ab [kg] 1.000 Nutzlast bis [kg] 1.800; Trommelbremse	1	24.3727-0343.2 580343	L= 2.827				
			➔	☒; 04/02→; → S 17103012; Nutzlast ab [kg] 1.000 Nutzlast bis [kg] 1.800; Scheibenbremse	1	24.3727-0348.2 580348	L= 2.715				
2.8 HDi 4x4	94	02/02→06/06	←	☒; 04/02→; → S 17103012; Nutzlast ab [kg] 1.000 Nutzlast bis [kg] 1.800; Scheibenbremse	1	24.3727-0562.2 580562	L= 1.059				
↓											












	kw				! #		
<b>CITROËN - JUMPER Pritsche/Fahrgestell (244) 02/02 →</b>							
 <b>Seilzug, Feststellbremse</b>							
2.8 HDi 4x4	94	02/02 → 06/06	←	⬆; S 17103013 →; → 03/06; Nutzlast ab [kg] 1.000 Nutzlast bis [kg] 1.800; Scheibenbremse	1	24.3727-0562.2 580562	L= 1.059
			→	⬇; 04/02 →; → S 17103012; Nutzlast ab [kg] 1.000 Nutzlast bis [kg] 1.800; Scheibenbremse	1	24.3727-0348.2 580348	L= 2.715
<b>CITROËN - JUMPY (U6U) 06/94 → 12/06</b>							
 <b>Radbremszylinder</b>							
1.6	58	10/95 → 08/00	→			24.3219-1704.3 020374	Ø 19,05 GG
1.9 D	51	10/95 → 08/98					
1.9 D 70	51	04/98 → 11/03					
1.9 TD	66	10/95 → 08/00					
1.9 TD	68	04/96 → 11/03					
2.0	100	04/00 → 12/06					
2.0 HDi 110	80	03/00 → 10/06					
2.0 HDi 95	69	10/99 → 10/06					
2.0 i 16V	102	03/00 → 10/06					
<b>Zubehörsatz, Bremsbacken</b>							
1.6	58	10/95 → 08/00	→			03.0137-9208.2 669208	
1.9 D	51	10/95 → 08/98					
1.9 D 70	51	04/98 → 11/03					
1.9 TD	66	10/95 → 08/00					
1.9 TD	68	04/96 → 11/03					
2.0	100	04/00 → 12/06					
2.0 HDi 110	80	03/00 → 10/06					
2.0 HDi 95	69	10/99 → 10/06					
2.0 i 16V	102	03/00 → 10/06					
 <b>Bremstrommel</b>							
1.6	58	10/95 → 08/00	→			24.0225-5003.1 480066	Ø 255,0 x 67 / 256
1.9 D	51	10/95 → 08/98					
1.9 D 70	51	04/98 → 11/03					
1.9 TD	66	10/95 → 08/00					
1.9 TD	68	04/96 → 11/03					
2.0	100	04/00 → 12/06					
2.0 HDi 110	80	03/00 → 10/06					
2.0 HDi 95	69	10/99 → 10/06					
2.0 i 16V	102	03/00 → 10/06					
 <b>Bremsbackensatz</b>							
1.6	58	10/95 → 08/00	→			03.0137-0314.2 650314	Ø 255 x 61
1.9 D	51	10/95 → 08/98				03.0520-2619.3 692619	BDX Ø 255 x 61 Ø 19,05 + RZ / + Zub TopKit
1.9 D 70	51	04/98 → 11/03					
1.9 TD	66	10/95 → 08/00					
1.9 TD	68	04/96 → 11/03					
2.0	100	04/00 → 12/06					
2.0 HDi 110	80	03/00 → 10/06					
2.0 HDi 95	69	10/99 → 10/06					
2.0 i 16V	102	03/00 → 10/06					
 <b>Seilzug, Feststellbremse</b>							
1.6	58	10/95 → 08/00	←	⬆; nicht für verlängerten Radstand; Trommelbremse	1	24.3727-0336.2 580336	L= 500
1.9 D	51	10/95 → 08/98					
1.9 D 70	51	04/98 → 11/03	←	⬆; für verlängerten Radstand; Trommelbremse	1	24.3727-0341.2 580341	L= 900
1.9 TD	66	10/95 → 08/00					
1.9 TD	68	04/96 → 11/03	→	⬇; für Linkslenker; Trommelbremse		24.3727-0531.2 580531	L= 2.286
2.0	100	04/00 → 12/06	→	⬇; Trommelbremse		24.3727-0532.2 580532	L= 1.063
2.0 HDi 110	80	03/00 → 10/06					
2.0 HDi 95	69	10/99 → 10/06					
2.0 i 16V	102	03/00 → 10/06					
<b>CITROËN - JUMPY (VF7) 01/07 →</b>							
 <b>Radbremszylinder</b>							
1.6 HDi 90 16V	66	01/07 →	→			24.3222-1726.3 020518	TRW Ø 22,2 ALU
1.6 HDi 90 8V	66	01/07 →					
<b>Zubehörsatz, Bremsbacken</b>							
1.6 HDi 90 16V	66	01/07 →	→			03.0137-9219.2 669219	TRW
1.6 HDi 90 8V	66	01/07 →					
 <b>Bremstrommel</b>							
1.6 HDi 90 16V	66	01/07 →	→			24.0225-4021.1 480311	Ø 254,0 x 68 / 256,2
1.6 HDi 90 8V	66	01/07 →					
↓							











	kw				!#		
<b>CITROËN - JUMPY (VF7) 01/07→</b>							
 <b>Bremsbackensatz</b>							
1.6 HDi 90 16V	66	01/07→	➔	nicht für Wohnmobile		<b>03.0137-0334.2 650334</b>	TRW Ø 254 x 57 + HEB
1.6 HDi 90 8V	66	01/07→				<b>03.0520-7122.3 697122</b>	TRW Ø 254 x 57 Ø 22,2 + RZ / + Zub TopKit
<b>CITROËN - JUMPY Kasten 01/07→</b>							
 <b>Radbremszylinder</b>							
1.6 HDi 90 16V	66	01/07→	➔			<b>24.3222-1726.3 020518</b>	TRW Ø 22,2 ALU
1.6 HDi 90 8V	66	01/07→					
<b>Zubehörsatz, Bremsbacken</b>							
1.6 HDi 90 16V	66	01/07→	➔			<b>03.0137-9219.2 669219</b>	TRW
1.6 HDi 90 8V	66	01/07→					
 <b>Bremstrommel</b>							
1.6 HDi 90 16V	66	01/07→	➔			<b>24.0225-4021.1 480311</b>	Ø 254,0 x 68 / 256,2
1.6 HDi 90 8V	66	01/07→					
 <b>Bremsbackensatz</b>							
1.6 HDi 90 16V	66	01/07→	➔	nicht für Wohnmobile		<b>03.0137-0334.2 650334</b>	TRW Ø 254 x 57 + HEB
1.6 HDi 90 8V	66	01/07→				<b>03.0520-7122.3 697122</b>	TRW Ø 254 x 57 Ø 22,2 + RZ / + Zub TopKit
<b>CITROËN - JUMPY Kasten (BS_, BT_, BY_, BZ_) 06/94→10/06</b>							
 <b>Radbremszylinder</b>							
1.6 i	58	10/95→08/00	➔			<b>24.3219-1704.3 020374</b>	Ø 19,05 GG
1.9 D	51	10/95→08/98					
1.9 D 70	51	04/98→10/06					
1.9 DT	65	10/95→08/00					
1.9 TD	66	10/95→08/00					
2.0	100	04/00→10/06					
2.0 HDi 110	80	01/02→10/06					
2.0 HDi 95	69	10/99→10/06					
2.0 i 16V	102	03/00→10/06					
2.0 HDi 110	80	10/01→10/06	➔	01/02→		<b>24.3219-1704.3 020374</b>	Ø 19,05 GG
<b>Zubehörsatz, Bremsbacken</b>							
1.6 i	58	10/95→08/00	➔			<b>03.0137-9208.2 669208</b>	
1.9 D	51	10/95→08/98					
1.9 D 70	51	04/98→10/06					
1.9 DT	65	10/95→08/00					
1.9 TD	66	10/95→08/00					
2.0	100	04/00→10/06					
2.0 HDi 110	80	01/02→10/06					
2.0 HDi 95	69	10/99→10/06					
2.0 i 16V	102	03/00→10/06					
2.0 HDi 110	80	10/01→10/06	➔	01/02→		<b>03.0137-9208.2 669208</b>	
 <b>Bremstrommel</b>							
1.6 i	58	10/95→08/00	➔			<b>24.0225-5003.1 480066</b>	Ø 255,0 x 67 / 256
1.9 D	51	10/95→08/98					
1.9 D 70	51	04/98→10/06					
1.9 DT	65	10/95→08/00					
1.9 TD	66	10/95→08/00					
2.0	100	04/00→10/06					
2.0 HDi 110	80	01/02→10/06					
2.0 HDi 95	69	10/99→10/06					
2.0 i 16V	102	03/00→10/06					
2.0 HDi 110	80	10/01→10/06	➔	01/02→		<b>24.0225-5003.1 480066</b>	Ø 255,0 x 67 / 256
 <b>Bremsbackensatz</b>							
1.6 i	58	10/95→08/00	➔			<b>03.0137-0314.2 650314</b>	Ø 255 x 61
1.9 D	51	10/95→08/98				<b>03.0520-2619.3 692619</b>	BDX Ø 255 x 61 Ø 19,05 + RZ / + Zub TopKit
1.9 D 70	51	04/98→10/06					
1.9 DT	65	10/95→08/00					
1.9 TD	66	10/95→08/00					
2.0	100	04/00→10/06					
2.0 HDi 110	80	01/02→10/06					
2.0 HDi 95	69	10/99→10/06					
2.0 i 16V	102	03/00→10/06					
2.0 HDi 110	80	10/01→10/06	➔	01/02→		<b>03.0137-0314.2 650314</b>	Ø 255 x 61
						<b>03.0520-2619.3 692619</b>	BDX Ø 255 x 61 Ø 19,05 + RZ / + Zub TopKit
↓							









	kw				!#		
<b>CITROËN - JUMPY Kasten (BS_, BT_, BY_, BZ_) 06/94→10/06</b>							
 <b>Seilzug, Feststellbremse</b>							
1.6 i	58	10/95→08/00	←	↑; für Linkslenker; nicht für verlängerten Radstand; Trommelbremse	1	24.3727-0336.2 580336	L= 500
1.9 D 70	51	04/98→10/06					
1.9 DT	65	10/95→08/00					
1.9 TD	66	10/95→08/00	←	↑; für Rechtslenker; nicht für verlängerten Radstand; Trommelbremse	1	24.3727-0336.2 580336	L= 500
2.0	100	04/00→10/06					
2.0 HDi 110	80	01/02→10/06					
2.0 HDi 95	69	10/99→10/06	←	↑; Nutzlast [kg]: 900; für verlängerten Radstand; Trommelbremse	1	24.3727-0341.2 580341	L= 900
2.0 i 16V	102	03/00→10/06	→	□; für Linkslenker; Trommelbremse		24.3727-0531.2 580531	L= 2.286
			→	□; Trommelbremse		24.3727-0532.2 580532	L= 1.063
1.9 D	51	10/95→08/98	←	↑; für Rechtslenker; nicht für verlängerten Radstand; Trommelbremse	1	24.3727-0336.2 580336	L= 500
			←	↑; für Linkslenker; nicht für verlängerten Radstand; Trommelbremse	1	24.3727-0336.2 580336	L= 500
			←	↑; für Rechtslenker; Nutzlast [kg]: 900; für verlängerten Radstand; Trommelbremse	1	24.3727-0341.2 580341	L= 900
			←	↑; für Linkslenker; Nutzlast [kg]: 900; für verlängerten Radstand; Trommelbremse	1	24.3727-0341.2 580341	L= 900
			→	□; für Linkslenker; Trommelbremse		24.3727-0531.2 580531	L= 2.286
			→	□; für Rechtslenker; Trommelbremse		24.3727-0532.2 580532	L= 1.063
			→	□; für Linkslenker; Trommelbremse		24.3727-0532.2 580532	L= 1.063
2.0 HDi 110	80	10/01→10/06	←	↑; 01/02→; für Rechtslenker; nicht für verlängerten Radstand; Trommelbremse	1	24.3727-0336.2 580336	L= 500
			←	↑; 01/02→; für Linkslenker; nicht für verlängerten Radstand; Trommelbremse	1	24.3727-0336.2 580336	L= 500
			←	↑; 01/02→; Nutzlast [kg]: 900; für verlängerten Radstand; Trommelbremse	1	24.3727-0341.2 580341	L= 900
			→	□; 01/02→; für Linkslenker; Trommelbremse		24.3727-0531.2 580531	L= 2.286
			→	□; 01/02→; Trommelbremse		24.3727-0532.2 580532	L= 1.063
<b>CITROËN - JUMPY Pritsche/Fahrgestell (BU_, BV_, BW_, BX_) 10/99→10/06</b>							
 <b>Radbremszylinder</b>							
1.9 TD	68	10/99→10/06	→			24.3219-1704.3 020374	Ø 19,05 GG
2.0	100	12/03→10/06					
2.0 HDi 110	80	12/03→10/06					
2.0 HDi 110 16V	80	12/03→10/06					
2.0 HDi 95	69	10/99→10/06					
<b>Zubehörsatz, Bremsbacken</b>							
1.9 TD	68	10/99→10/06	→			03.0137-9208.2 669208	
2.0	100	12/03→10/06					
2.0 HDi 110	80	12/03→10/06					
2.0 HDi 110 16V	80	12/03→10/06					
2.0 HDi 95	69	10/99→10/06					
 <b>Bremstrommel</b>							
1.9 TD	68	10/99→10/06	→			24.0225-5003.1 480066	Ø 255,0 x 67 / 256
2.0	100	12/03→10/06					
2.0 HDi 110	80	12/03→10/06					
2.0 HDi 110 16V	80	12/03→10/06					
2.0 HDi 95	69	10/99→10/06					
 <b>Bremsbackensatz</b>							
1.9 TD	68	10/99→10/06	→			03.0137-0314.2 650314	Ø 255 x 61
2.0	100	12/03→10/06				03.0520-2619.3 692619	BDX Ø 255 x 61 Ø 19,05 + RZ / + Zub TopKit
2.0 HDi 110	80	12/03→10/06					
2.0 HDi 110 16V	80	12/03→10/06					
2.0 HDi 95	69	10/99→10/06					
 <b>Seilzug, Feststellbremse</b>							
1.9 TD	68	10/99→10/06	←	↑; nicht für verlängerten Radstand; Trommelbremse	1	24.3727-0336.2 580336	L= 500
2.0	100	12/03→10/06					
2.0 HDi 110	80	12/03→10/06	←	↑; für verlängerten Radstand; Trommelbremse	1	24.3727-0341.2 580341	L= 900
2.0 HDi 110 16V	80	12/03→10/06					
↓							







	kw			#		
<b>CITROËN - JUMPY Pritsche/Fahrgestell (BU_, BV_, BW_, BX_) 10/99→10/06</b>						
 <b>Seilzug, Feststellbremse</b>						
2.0 HDi 95	69	10/99→10/06	➔	<input type="checkbox"/> ; für Linkslenker; Trommelbremse	24.3727-0531.2 580531	L= 2.286
			➔	<input type="checkbox"/> ; Trommelbremse	24.3727-0532.2 580532	L= 1.063
<b>CITROËN - NEMO Kasten (AA_) 02/08→</b>						
 <b>Radbremszylinder</b>						
1.3 BlueHDi 80	59	02/16→	➔		24.3220-1728.3 020509	Ø 20,64 ALU
1.3 HDi 75	55	10/10→				
1.4	54	02/08→				
1.4 HDi	50	02/08→				
<b>Zubehörsatz, Bremsbacken</b>						
1.3 BlueHDi 80	59	02/16→	➔		03.0137-9309.2 669309	AP
1.3 HDi 75	55	10/10→				
1.4	54	02/08→	➔		03.0137-9310.2 669310	AP
1.4 HDi	50	02/08→	➔	→ 09/10	03.0137-9309.2 669309	AP
			➔	10/10→	03.0137-9310.2 669310	AP
 <b>Bremstrommel</b>						
1.3 BlueHDi 80	59	02/16→	➔		24.0222-8038.1 480316	Ø 228,3 x 48 / 230
1.3 HDi 75	55	10/10→				
1.4 HDi	50	02/08→				
1.4	54	02/08→	➔		24.0220-2001.1 480307	Ø 203,0 x 48,5 / 204,7
 <b>Bremsbackensatz</b>						
1.3 BlueHDi 80	59	02/16→	➔		03.0137-0493.2 650493	AP Ø 228 x 42 + HEB
1.3 HDi 75	55	10/10→	➔		03.0137-0493.2 650493	AP Ø 228 x 42 + HEB
					03.0521-0120.3 690120	AP Ø 228 x 42 Ø 20,64 + RZ / + Zub TopKit
1.4	54	02/08→	➔		03.0137-0479.2 650479	AP Ø 203 x 38 + HEB
					03.0520-9220.3 699220	AP Ø 203 x 38 Ø 20,64 + RZ / + Zub TopKit
1.4 HDi	50	02/08→	➔	10/10→	03.0137-0479.2 650479	AP Ø 203 x 38 + HEB
					03.0520-9220.3 699220	AP Ø 203 x 38 Ø 20,64 + RZ / + Zub TopKit
			➔	→ 09/10	03.0137-0493.2 650493	AP Ø 228 x 42 + HEB
					03.0521-0120.3 690120	AP Ø 228 x 42 Ø 20,64 + RZ / + Zub TopKit
<b>CITROËN - NEMO Kombi 04/09→</b>						
 <b>Radbremszylinder</b>						
1.3 HDi 75	55	10/10→	➔		24.3220-1728.3 020509	Ø 20,64 ALU
1.3 HDi 80	59	10/15→				
1.4	54	04/09→				
1.4 HDi	50	04/09→				
<b>Zubehörsatz, Bremsbacken</b>						
1.3 HDi 75	55	10/10→	➔		03.0137-9309.2 669309	AP
1.3 HDi 80	59	10/15→				
1.4	54	04/09→	➔		03.0137-9310.2 669310	AP
1.4 HDi	50	04/09→	➔	→ 09/10	03.0137-9309.2 669309	AP
			➔	10/10→	03.0137-9310.2 669310	AP
 <b>Bremstrommel</b>						
1.3 HDi 75	55	10/10→	➔		24.0222-8038.1 480316	Ø 228,3 x 48 / 230
1.3 HDi 80	59	10/15→				
1.4 HDi	50	04/09→				
1.4	54	04/09→	➔		24.0220-2001.1 480307	Ø 203,0 x 48,5 / 204,7
 <b>Bremsbackensatz</b>						
1.3 HDi 75	55	10/10→	➔		03.0137-0493.2 650493	AP Ø 228 x 42 + HEB
					03.0521-0120.3 690120	AP Ø 228 x 42 Ø 20,64 + RZ / + Zub TopKit
1.3 HDi 80	59	10/15→	➔		03.0137-0493.2 650493	AP Ø 228 x 42 + HEB
1.4	54	04/09→	➔		03.0137-0479.2 650479	AP Ø 203 x 38 + HEB
					03.0520-9220.3 699220	AP Ø 203 x 38 Ø 20,64 + RZ / + Zub TopKit
↓						









	kw					!#		
<b>CITROËN - NEMO Kombi 04/09→</b>								
 <b>Bremsbackensatz</b>								
1.4 HDi	50	04/09→	➔	10/10→			<b>03.0137-0479.2 650479</b>	AP Ø 203 x 38 + HEB
			➔	→ 09/10			<b>03.0520-9220.3 699220</b>	AP Ø 203 x 38 Ø 20,64 + RZ / + Zub TopKit
			➔				<b>03.0137-0493.2 650493</b>	AP Ø 228 x 42 + HEB
			➔				<b>03.0521-0120.3 690120</b>	AP Ø 228 x 42 Ø 20,64 + RZ / + Zub TopKit
<b>CITROËN - SAXO (S0, S1) 02/96→04/04</b>								
 <b>Radbremszylinder</b>								
1.0 X	33	05/96→11/98	➔	☐; - ABS; Felge Lochzahl: 3			<b>24.3219-1603.3 020200</b>	Ø 19,05 GG
1.0 X	37	05/98→06/03	➔	☐; - ABS; Felge Lochzahl: 3			<b>24.3219-1604.3 020201</b>	Ø 19,05 GG
1.1 BiFuel	44	07/00→06/03	➔	☐; - ABS; Felge Lochzahl: 3			<b>24.3219-1609.3 020319</b>	Ø 19,05 GG
1.1 X,SX	40	05/96→09/03	➔	☐; - ABS; Felge Lochzahl: 4			<b>24.3219-1610.3 020320</b>	Ø 19,05 GG
1.1 X,SX	44	05/96→09/03	➔	☐; - ABS; Felge Lochzahl: 4			<b>24.3220-1711.3 020409</b>	TRW Ø 20,64 GG
Electric	20	11/96→06/03	➔	→Orga 08095; + ABS			<b>24.3220-1717.3 020430</b>	TRW Ø 20,64 ALU
			➔	Orga 08096→; + ABS			<b>24.3219-1609.3 020319</b>	Ø 19,05 GG
1.4 VTS	55	05/96→06/03	➔	☐; - ABS			<b>24.3219-1610.3 020320</b>	Ø 19,05 GG
1.5 D	40	09/96→09/03	➔	☐; - ABS			<b>24.3220-1711.3 020409</b>	TRW Ø 20,64 GG
1.5 D	42	09/96→06/01	➔	☐; - ABS			<b>24.3220-1717.3 020430</b>	TRW Ø 20,64 ALU
1.5 D	43	07/01→04/04	➔	→Orga 08095; + ABS			<b>24.3219-1609.3 020319</b>	Ø 19,05 GG
1.6	66	02/96→06/03	➔	→Orga 08095; + ABS			<b>24.3220-1711.3 020409</b>	TRW Ø 20,64 GG
1.6 VTL,VTR	65	05/96→06/03	➔	Orga 08096→; + ABS			<b>24.3220-1717.3 020430</b>	TRW Ø 20,64 ALU
<b>Zubehörsatz, Bremsbacken</b>								
1.0 X	33	05/96→11/98	➔	- ABS; Felge Lochzahl: 4			<b>03.0137-9055.2 669055</b>	BDX
1.0 X	37	05/98→06/03	➔	- ABS; Felge Lochzahl: 3			<b>03.0137-9079.2 669079</b>	
1.1 BiFuel	44	07/00→06/03	➔	- ABS; Felge Lochzahl: 3			<b>03.0137-9158.2 669158</b>	TRW
1.1 X,SX	40	05/96→09/03	➔	+ ABS			<b>03.0137-9158.2 669158</b>	TRW
1.1 X,SX	44	05/96→09/03	➔	+ ABS			<b>03.0137-9158.2 669158</b>	TRW
Electric	20	11/96→06/03	➔	+ ABS			<b>03.0137-9055.2 669055</b>	BDX
1.4 VTS	55	05/96→06/03	➔	- ABS			<b>03.0137-9055.2 669055</b>	BDX
1.5 D	40	09/96→09/03	➔	+ ABS			<b>03.0137-9158.2 669158</b>	TRW
1.5 D	42	09/96→06/01	➔	+ ABS			<b>03.0137-9158.2 669158</b>	TRW
1.5 D	43	07/01→04/04	➔	+ ABS			<b>03.0137-9158.2 669158</b>	TRW
1.6	66	02/96→06/03	➔	+ ABS			<b>03.0137-9158.2 669158</b>	TRW
1.6 VTL,VTR	65	05/96→06/03	➔	+ ABS			<b>03.0137-9158.2 669158</b>	TRW
 <b>Bremstrommel</b>								
1.0 X	33	05/96→11/98	➔	- ABS; Felge Lochzahl: 3			<b>24.0216-5001.1 480001</b>	Ø 165,0 x 38,5 / 166 - RLG
1.0 X	37	05/98→06/03	➔	- ABS; Felge Lochzahl: 3			<b>24.0216-5701.2 480212</b>	Ø 165,0 x 38,5 / 166 + RLG
1.1 BiFuel	44	07/00→06/03	➔	- ABS; Felge Lochzahl: 4			<b>24.0218-0020.1 480074</b>	Ø 180,0 x 46 / 181 - RLG / - ABS Ring
1.1 X,SX	40	05/96→09/03	➔	- ABS; Felge Lochzahl: 4			<b>24.0218-0720.2 480205</b>	Ø 180,0 x 46 / 181 + RLG / - ABS Ring
1.1 X,SX	44	05/96→09/03	➔	- ABS; Felge Lochzahl: 4			<b>24.0218-0720.2 480205</b>	Ø 180,0 x 46 / 181 + RLG / - ABS Ring
Electric	20	11/96→06/03	➔	+ ABS			<b>24.0220-3013.1 480089</b>	Ø 203,0 x 46,5 / 204,5 - RLG / - ABS Ring
1.4 VTS	55	05/96→06/03	➔	- ABS			<b>24.0218-0020.1 480074</b>	Ø 180,0 x 46 / 181 - RLG / - ABS Ring
1.5 D	40	09/96→09/03	➔	- ABS			<b>24.0218-0720.2 480205</b>	Ø 180,0 x 46 / 181 + RLG / - ABS Ring
1.5 D	42	09/96→06/01	➔	- ABS			<b>24.0218-0720.2 480205</b>	Ø 180,0 x 46 / 181 + RLG / - ABS Ring
1.5 D	43	07/01→04/04	➔	- ABS			<b>24.0218-0720.2 480205</b>	Ø 180,0 x 46 / 181 + RLG / - ABS Ring
1.6	66	02/96→06/03	➔	- ABS			<b>24.0220-3013.1 480089</b>	Ø 203,0 x 46,5 / 204,5 - RLG / - ABS Ring
1.6 VTL,VTR	65	05/96→06/03	➔	+ ABS			<b>24.0220-3013.1 480089</b>	Ø 203,0 x 46,5 / 204,5 - RLG / - ABS Ring
 <b>Bremsbackensatz</b>								
1.0 X	33	05/96→11/98	➔	- ABS; Felge Lochzahl: 3			<b>03.0137-0195.2 650195</b>	Ø 164 x 32
1.0 X	37	05/98→06/03	➔	- ABS; Felge Lochzahl: 3			<b>03.0420-0519.3 680519</b>	BDX Ø 164 x 32 Ø 19,05 + RZ / + Zub Kit
1.1 BiFuel	44	07/00→06/03	➔	- ABS; Felge Lochzahl: 3			<b>03.0520-0519.3 690519</b>	BDX Ø 164 x 32 Ø 19,05 + RZ / + Zub TopKit
1.1 X,SX	40	05/96→09/03	➔	- ABS; Felge Lochzahl: 3			<b>03.0520-0519.3 690519</b>	BDX Ø 164 x 32 Ø 19,05 + RZ / + Zub TopKit
1.1 X,SX	44	05/96→09/03	➔	- ABS; Felge Lochzahl: 3			<b>03.0137-0196.2 650196</b>	BDX Ø 180 x 32
Electric	20	11/96→06/03	➔	- ABS; Felge Lochzahl: 3			<b>03.0420-1619.3 681619</b>	BDX Ø 180 x 32 Ø 19,05 + RZ / + Zub Kit
			➔	- ABS; Felge Lochzahl: 4			<b>03.0520-1619.3 691619</b>	BDX Ø 180 x 32 Ø 19,05 + RZ / + Zub TopKit
			➔	+ ABS			<b>03.0137-0312.2 650312</b>	TRW Ø 203 x 38
			➔	→Orga 08095; + ABS			<b>03.0520-5720.3 695720</b>	TRW Ø 203 x 39 Ø 20,64 + RZ / + Zub TopKit
			➔	Orga 08096→; + ABS			<b>03.0520-6420.3 696420</b>	TRW Ø 203 x 39 Ø 20,64 + RZ / + Zub TopKit
1.4 VTS	55	05/96→06/03	➔	- ABS			<b>03.0137-0196.2 650196</b>	BDX Ø 180 x 32
↓								











	kw				!#		
<b>CITROËN - SAXO (S0, S1) 02/96→04/04</b>							
<b> Bremsbackensatz</b>							
1.5 D	40	09/96→09/03	➔	- ABS		03.0420-1619.3 681619	BDX Ø 180 x 32 Ø 19,05 + RZ / + Zub Kit
1.5 D	42	09/96→06/01					
1.5 D	43	07/01→04/04				03.0520-1619.3 691619	BDX Ø 180 x 32 Ø 19,05 + RZ / + Zub TopKit
1.6	66	02/96→06/03					
1.6 VTL,VTR	65	05/96→06/03	➔	+ ABS		03.0137-0312.2 650312	TRW Ø 203 x 38
			➔	→Orga 08095; + ABS		03.0520-5720.3 695720	TRW Ø 203 x 39 Ø 20,64 + RZ / + Zub TopKit
			➔	Orga 08096→; + ABS		03.0520-6420.3 696420	TRW Ø 203 x 39 Ø 20,64 + RZ / + Zub TopKit
<b> Seilzug, Feststellbremse</b>							
1.0 X	33	05/96→11/98	➔	⬇; Trommelbremse	2	24.3727-0816.2 580816	L= 1.442
1.0 X	37	05/98→06/03					
1.1 BiFuel	44	07/00→06/03					
1.1 X,SX	40	05/96→09/03					
1.1 X,SX	44	05/96→09/03					
1.4 VTS	55	05/96→06/03					
1.5 D	40	09/96→09/03					
1.5 D	42	09/96→06/01					
1.5 D	43	07/01→04/04					
1.6	66	02/96→06/03	➔	⬇; Trommelbremse	2	24.3727-0816.2 580816	L= 1.442
1.6 VTL,VTR	65	05/96→06/03	➔	⬇; Scheibenbremse	2	24.3727-0817.2 580817	L= 1.505
1.6	74	02/01→04/04	➔	⬇; Scheibenbremse	2	24.3727-0817.2 580817	L= 1.505
1.6	88	02/96→04/04					
1.6 VTS	72	09/00→09/03					
Electric	20	11/96→06/03					
1.6 VTS	87	06/96→09/03	➔	⬇; 07/96→; Scheibenbremse	2	24.3727-0817.2 580817	L= 1.505
<b>CITROËN - XANTIA (X1_, X2_) 03/93→04/03</b>							
<b> Seilzug, Feststellbremse</b>							
1.6 i	65	03/93→03/01	←	☐; → 12/97; Scheibenbremse		24.3727-0311.2 580311	L= 1.333
1.8 i	66	04/97→04/03					
1.8 i	74	03/93→01/98	←	☐; → 12/97; Scheibenbremse		24.3727-0312.2 580312	L= 1.262
1.8 i 16V	81	06/95→04/03					
1.9 D	50	06/94→01/98					
1.9 D	51	06/94→01/98					
1.9 SD	55	02/96→04/03					
1.9 Turbo D	66	05/93→04/03					
2.0 i	89	03/93→04/03					
2.0 i 16V	97	06/95→04/03					
2.0 i 16V	110	06/94→01/98					
2.0 i 16V	112	03/93→01/98					
2.0 HDI 109	80	02/99→04/03	←	☐; → 09/01; Scheibenbremse		24.3727-0311.2 580311	L= 1.333
			←	☐; → 09/01; Scheibenbremse		24.3727-0330.2 580330	L= 1.313
2.0 HDI 90	66	03/99→04/03	←	☐; → 09/01; Scheibenbremse		24.3727-0311.2 580311	L= 1.333
			←	☐; → 09/01; Scheibenbremse		24.3727-0312.2 580312	L= 1.262
						24.3727-0330.2 580330	L= 1.313
2.0 Turbo	108	06/95→04/03	←	☐; → 12/97; Scheibenbremse		24.3727-0311.2 580311	L= 1.333
2.1 Turbo D 12V	80	06/95→02/99	←	☐; → 12/97; Scheibenbremse		24.3727-0330.2 580330	L= 1.313
3.0 i 24V	140	01/97→04/03	←	☐; → 12/97; Scheibenbremse		24.3727-0330.2 580330	L= 1.313
<b>CITROËN - XANTIA Break (X1_, X2_) 06/95→04/03</b>							
<b> Seilzug, Feststellbremse</b>							
1.8 i	66	04/97→04/03	←	☐; → 12/97; Scheibenbremse		24.3727-0311.2 580311	L= 1.333
1.8 i	74	06/95→01/98					
1.8 i 16V	81	06/95→04/03	←	☐; → 12/97; Scheibenbremse		24.3727-0312.2 580312	L= 1.262
1.9 SD	55	04/97→04/03					
1.9 Turbo D	66	06/95→04/03					
2.0 i	89	06/95→04/03					
2.0 i 16V	97	06/95→04/03					
2.0 HDI 109	80	02/99→04/03	←	☐; → 09/01; Scheibenbremse		24.3727-0311.2 580311	L= 1.333
2.0 HDI 90	66	03/99→04/03	←	☐; → 09/01; Scheibenbremse		24.3727-0330.2 580330	L= 1.313
2.0 Turbo	108	06/95→04/03	←	☐; → 12/97; Scheibenbremse		24.3727-0311.2 580311	L= 1.333
2.1 Turbo D 12V	80	06/96→02/99	←	☐; → 12/97; Scheibenbremse		24.3727-0330.2 580330	L= 1.313
3.0 V6	140	01/98→04/03	←	☐; → 09/01; Scheibenbremse		24.3727-0330.2 580330	L= 1.313

	kw				!#		
<b>CITROËN - XM (Y4) 05/94→10/00</b>							
 <b>Seilzug, Feststellbremse</b>							
2.0 i 16V	97	05/94→10/00	←	☐; Scheibenbremse		24.3727-0308.2 580308	L= 1.230
2.0 Turbo	108	05/94→10/00	←	☐; Scheibenbremse		24.3727-0309.2 580309	L= 1.030
2.1 D12 VSX	60	03/96→08/96	←				
2.1 TD 12V	80	05/94→10/00					
2.5 TD	95	05/94→10/00					
3.0 V6	123	05/94→10/00					
3.0 V6	140	04/97→10/00					
3.0 V6 24V	147	05/94→10/00	←	☐; für Rechtslenker; Scheibenbremse		24.3727-0308.2 580308	L= 1.230
<b>CITROËN - XSARA (N1) 04/97→12/05</b>							
 <b>Radbremszylinder</b>							
1.4 HDi	50	01/03→03/05	→			24.3220-1717.3 020430	TRW Ø 20,64 ALU
1.4 i 1.9 D	55 51	04/97→03/05 07/98→03/05	→	☐; → 08/00; - ABS		24.3220-1615.3 020242	TRW Ø 20,64 GG
			→	☐; → 08/00; - ABS		24.3220-1617.3 020244	BDX Ø 20,64 GG
			→	☐; → 08/00; - ABS		24.3220-1616.3 020243	TRW Ø 20,64 GG
			→	☐; → 08/00; - ABS		24.3220-1618.3 020245	BDX Ø 20,64 GG
			→	→ 08/00; + ABS		24.3220-1711.3 020409	TRW Ø 20,64 GG
			→	09/00→; →Orga 08728		24.3220-1711.3 020409	TRW Ø 20,64 GG
→	Orga 08729→		24.3220-1717.3 020430	TRW Ø 20,64 ALU			
1.4 LPG	55	05/98→08/00	→	☐; - ABS		24.3220-1615.3 020242	TRW Ø 20,64 GG
			→	☐; - ABS		24.3220-1617.3 020244	BDX Ø 20,64 GG
			→	☐; - ABS		24.3220-1616.3 020243	TRW Ø 20,64 GG
			→	☐; - ABS		24.3220-1618.3 020245	BDX Ø 20,64 GG
			→	+ ABS		24.3220-1711.3 020409	TRW Ø 20,64 GG
→	Orga 08729→		24.3220-1717.3 020430	TRW Ø 20,64 ALU			
1.5 D 1.6 i 1.8 D 1.8 i 1.8 i Aut. 1.9 D	42 65 43 66 74 50	04/97→09/00 04/97→09/00 04/97→09/00 04/97→09/00 04/97→09/00 04/97→09/00	→	☐; → 08/00; - ABS		24.3220-1615.3 020242	TRW Ø 20,64 GG
			→	☐; → 08/00; - ABS		24.3220-1617.3 020244	BDX Ø 20,64 GG
			→	☐; → 08/00; - ABS		24.3220-1616.3 020243	TRW Ø 20,64 GG
			→	☐; → 08/00; - ABS		24.3220-1618.3 020245	BDX Ø 20,64 GG
			→	→ 08/00; + ABS		24.3220-1711.3 020409	TRW Ø 20,64 GG
			→	09/00→; →Orga 08728		24.3220-1711.3 020409	TRW Ø 20,64 GG
1.9 D	52	04/00→04/05	→	☐; → 08/00; - ABS		24.3220-1615.3 020242	TRW Ø 20,64 GG
			→	☐; → 08/00; - ABS		24.3220-1617.3 020244	BDX Ø 20,64 GG
			→	☐; → 08/00; - ABS		24.3220-1616.3 020243	TRW Ø 20,64 GG
			→	☐; → 08/00; - ABS		24.3220-1618.3 020245	BDX Ø 20,64 GG
			→	→ 08/00; + ABS		24.3220-1711.3 020409	TRW Ø 20,64 GG
			→	09/00→; →Orga 08728		24.3220-1711.3 020409	TRW Ø 20,64 GG
→	Orga 08729→; → 03/05		24.3220-1717.3 020430	TRW Ø 20,64 ALU			
1.9 SD 1.9 TD	55 66	01/98→09/00 04/97→09/00	→	→ 08/00; + ABS		24.3220-1711.3 020409	TRW Ø 20,64 GG
<b>Zubehörsatz, Bremsbacken</b>							
1.4 HDi	50	01/03→03/05	→			03.0137-9158.2 669158	TRW
1.4 i 1.9 D	55 51	04/97→03/05 07/98→03/05	→	→ 08/00; - ABS		03.0137-9086.2 669086	BDX
			→	→ 08/00; + ABS		03.0137-9175.2 669175	TRW
			→	09/00→		03.0137-9158.2 669158	TRW
1.4 LPG	55	05/98→08/00	→	- ABS		03.0137-9086.2 669086	BDX
			→	- ABS		03.0137-9175.2 669175	TRW
			→	+ ABS		03.0137-9158.2 669158	TRW
1.5 D 1.6 i 1.8 D 1.8 i 1.8 i Aut. 1.9 D	42 65 43 66 74 50	04/97→09/00 04/97→09/00 04/97→09/00 04/97→09/00 04/97→09/00 04/97→09/00	→	→ 08/00; - ABS		03.0137-9086.2 669086	BDX
			→	→ 08/00; - ABS		03.0137-9175.2 669175	TRW
			→	→ 08/00; + ABS		03.0137-9158.2 669158	TRW
			→	→ 08/00; - ABS		03.0137-9086.2 669086	BDX
			→	→ 08/00; - ABS		03.0137-9175.2 669175	TRW
			→	09/00→ 03/05		03.0137-9158.2 669158	TRW
1.9 D	52	04/00→04/05	→	→ 08/00; - ABS		03.0137-9086.2 669086	BDX
			→	→ 08/00; - ABS		03.0137-9175.2 669175	TRW
			→	→ 08/00; + ABS		03.0137-9158.2 669158	TRW
1.9 SD 1.9 TD ↓	55 66	01/98→09/00 04/97→09/00	→	→ 08/00		03.0137-9158.2 669158	TRW
			→	→ 08/00		03.0137-9158.2 669158	TRW
			→	→ 08/00		03.0137-9158.2 669158	TRW









	kw				!#		
<b>CITROËN - XSARA (N1) 04/97→12/05</b>							
<b>Bremstrommel</b>							
1.4 HDi	50	01/03→03/05	➡			24.0220-3014.1 480090	Ø 203,0 x 46,5 / 204,5 - RLG / - ABS Ring
1.4 i 1.9 D	55 51	04/97→03/05 07/98→03/05	➡	→ 08/00; - ABS		24.0218-0016.1 480011	Ø 180,0 x 44,5 / 181 - RLG / - ABS Ring
						24.0218-0716.2 480203	Ø 180,0 x 44,5 / 181 + RLG / - ABS Ring
				→ 08/00; + ABS		24.0220-3014.1 480090	Ø 203,0 x 46,5 / 204,5 - RLG / - ABS Ring
			➡	09/00→		24.0220-3014.1 480090	Ø 203,0 x 46,5 / 204,5 - RLG / - ABS Ring
1.4 LPG	55	05/98→08/00	➡	- ABS		24.0218-0016.1 480011	Ø 180,0 x 44,5 / 181 - RLG / - ABS Ring
						24.0218-0716.2 480203	Ø 180,0 x 44,5 / 181 + RLG / - ABS Ring
			➡	+ ABS		24.0220-3014.1 480090	Ø 203,0 x 46,5 / 204,5 - RLG / - ABS Ring
1.5 D 1.6 i 1.8 D 1.8 i 1.8 i Aut. 1.9 D	42 65 43 66 74 50	04/97→09/00 04/97→09/00 04/97→09/00 04/97→09/00 04/97→09/00 04/97→09/00	➡	→ 08/00; - ABS		24.0218-0016.1 480011	Ø 180,0 x 44,5 / 181 - RLG / - ABS Ring
						24.0218-0716.2 480203	Ø 180,0 x 44,5 / 181 + RLG / - ABS Ring
				→ 08/00; + ABS		24.0220-3014.1 480090	Ø 203,0 x 46,5 / 204,5 - RLG / - ABS Ring
1.9 D	52	04/00→04/05	➡	→ 08/00; - ABS		24.0218-0016.1 480011	Ø 180,0 x 44,5 / 181 - RLG / - ABS Ring
						24.0218-0716.2 480203	Ø 180,0 x 44,5 / 181 + RLG / - ABS Ring
				→ 08/00; + ABS		24.0220-3014.1 480090	Ø 203,0 x 46,5 / 204,5 - RLG / - ABS Ring
			➡	09/00→ 03/05		24.0220-3014.1 480090	Ø 203,0 x 46,5 / 204,5 - RLG / - ABS Ring
1.9 SD 1.9 TD	55 66	01/98→09/00 04/97→09/00	➡	→ 08/00		24.0220-3014.1 480090	Ø 203,0 x 46,5 / 204,5 - RLG / - ABS Ring
<b>Bremsbackensatz</b>							
1.4 HDi	50	01/03→03/05	➡			03.0137-0312.2 650312	TRW Ø 203 x 38
1.4 i 1.9 D	55 51	04/97→03/05 07/98→03/05	➡	→ 08/00; - ABS		03.0137-0197.2 650197	TRW Ø 180 x 32 + HEB
						03.0137-0261.2 650261	BDX Ø 180 x 32
						03.0520-2520.3 692520	TRW Ø 180 x 32 Ø 20,64 + RZ / + Zub TopKit
						03.0520-2620.3 692620	BDX Ø 180 x 32 Ø 20,64 + RZ / + Zub TopKit
				→ 08/00; + ABS		03.0137-0312.2 650312	TRW Ø 203 x 38
				09/00→		03.0137-0312.2 650312	TRW Ø 203 x 38
			➡	→Orga 08210; + ABS		03.0520-5720.3 695720	TRW Ø 203 x 39 Ø 20,64 + RZ / + Zub TopKit
			➡	Orga 08211→; → 08/00; + ABS		03.0520-6420.3 696420	TRW Ø 203 x 39 Ø 20,64 + RZ / + Zub TopKit
1.4 LPG	55	05/98→08/00	➡	- ABS		03.0137-0197.2 650197	TRW Ø 180 x 32 + HEB
						03.0137-0261.2 650261	BDX Ø 180 x 32
						03.0520-2520.3 692520	TRW Ø 180 x 32 Ø 20,64 + RZ / + Zub TopKit
						03.0520-2620.3 692620	BDX Ø 180 x 32 Ø 20,64 + RZ / + Zub TopKit
				+ ABS		03.0137-0312.2 650312	TRW Ø 203 x 38
			➡	→Orga 08210; + ABS		03.0520-5720.3 695720	TRW Ø 203 x 39 Ø 20,64 + RZ / + Zub TopKit
			➡	Orga 08211→; + ABS		03.0520-6420.3 696420	TRW Ø 203 x 39 Ø 20,64 + RZ / + Zub TopKit
1.5 D 1.6 i 1.8 D 1.8 i 1.9 D	42 65 43 66 50	04/97→09/00 04/97→09/00 04/97→09/00 04/97→09/00 04/97→09/00	➡	→ 08/00; - ABS		03.0137-0197.2 650197	TRW Ø 180 x 32 + HEB
						03.0137-0261.2 650261	BDX Ø 180 x 32
						03.0520-2520.3 692520	TRW Ø 180 x 32 Ø 20,64 + RZ / + Zub TopKit
						03.0520-2620.3 692620	BDX Ø 180 x 32 Ø 20,64 + RZ / + Zub TopKit
				→ 08/00; + ABS		03.0137-0312.2 650312	TRW Ø 203 x 38
			➡	→Orga 08210; + ABS		03.0520-5720.3 695720	TRW Ø 203 x 39 Ø 20,64 + RZ / + Zub TopKit
↓							









	kw				!#		
<b>CITROËN - XSARA (N1) 04/97→12/05</b>							
<b>Bremsbackensatz</b>							
1.5 D 1.6 i 1.8 D 1.8 i 1.9 D	42 65 43 66 50	04/97→09/00 04/97→09/00 04/97→09/00 04/97→09/00 04/97→09/00	➡	Orga 08211→; → 08/00; + ABS		<b>03.0520-6420.3 696420</b>	TRW Ø 203 x 39 Ø 20,64 + RZ / + Zub TopKit
1.8 i Aut.	74	04/97→09/00	➡	→ 08/00; - ABS		<b>03.0137-0197.2 650197</b> <b>03.0137-0261.2 650261</b> <b>03.0520-2520.3 692520</b> <b>03.0520-2620.3 692620</b>	TRW Ø 180 x 32 + HEB BDX Ø 180 x 32 TRW Ø 180 x 32 Ø 20,64 + RZ / + Zub TopKit BDX Ø 180 x 32 Ø 20,64 + RZ / + Zub TopKit
			➡	→ 08/00; + ABS		<b>03.0137-0312.2 650312</b> <b>03.0520-5720.3 695720</b> <b>03.0520-6420.3 696420</b>	TRW Ø 203 x 38 TRW Ø 203 x 39 Ø 20,64 + RZ / + Zub TopKit TRW Ø 203 x 39 Ø 20,64 + RZ / + Zub TopKit
1.9 D	52	04/00→04/05	➡	→ 08/00; - ABS		<b>03.0137-0197.2 650197</b> <b>03.0137-0261.2 650261</b> <b>03.0520-2520.3 692520</b> <b>03.0520-2620.3 692620</b>	TRW Ø 180 x 32 + HEB BDX Ø 180 x 32 TRW Ø 180 x 32 Ø 20,64 + RZ / + Zub TopKit BDX Ø 180 x 32 Ø 20,64 + RZ / + Zub TopKit
			➡	→ 08/00; + ABS		<b>03.0137-0312.2 650312</b>	TRW Ø 203 x 38
			➡	09/00→ 03/05		<b>03.0137-0312.2 650312</b>	TRW Ø 203 x 38
			➡	→Orga 08210; + ABS		<b>03.0520-5720.3 695720</b>	TRW Ø 203 x 39 Ø 20,64 + RZ / + Zub TopKit
			➡	Orga 08211→; → 08/00; + ABS		<b>03.0520-6420.3 696420</b>	TRW Ø 203 x 39 Ø 20,64 + RZ / + Zub TopKit
1.9 SD	55	01/98→09/00	➡	→ 08/00		<b>03.0137-0312.2 650312</b>	TRW Ø 203 x 38
			➡	→Orga 08210		<b>03.0520-5720.3 695720</b>	TRW Ø 203 x 39 Ø 20,64 + RZ / + Zub TopKit
			➡	Orga 08211→; → 08/00		<b>03.0520-6420.3 696420</b>	TRW Ø 203 x 39 Ø 20,64 + RZ / + Zub TopKit
1.9 TD	66	04/97→09/00	➡	→ 08/00		<b>03.0137-0312.2 650312</b>	TRW Ø 203 x 38
			➡	→Orga 08210; + ABS		<b>03.0520-5720.3 695720</b>	TRW Ø 203 x 39 Ø 20,64 + RZ / + Zub TopKit
			➡	→ 08/00; - ABS		<b>03.0520-5720.3 695720</b>	TRW Ø 203 x 39 Ø 20,64 + RZ / + Zub TopKit
			➡	Orga 08211→; → 08/00; + ABS		<b>03.0520-6420.3 696420</b>	TRW Ø 203 x 39 Ø 20,64 + RZ / + Zub TopKit
<b>Seilzug, Feststellbremse</b>							
1.4 HDi 1.4 i 1.4 LPG 1.9 D	50 55 55 51	01/03→03/05 04/97→03/05 05/98→08/00 07/98→03/05	➡	<input type="checkbox"/> ; Trommelbremse		<b>24.3727-0322.2 580322</b>	L= 1.591
			➡	<input checked="" type="checkbox"/> ; Trommelbremse		<b>24.3727-0323.2 580323</b>	L= 1.500
1.5 D 1.6 i 1.8 D 1.8 i 1.9 D 1.9 SD 1.9 TD	42 65 43 66 50 55 66	04/97→09/00 04/97→09/00 04/97→09/00 04/97→09/00 04/97→09/00 01/98→09/00 04/97→09/00	➡	<input type="checkbox"/> ; → 08/00; Trommelbremse		<b>24.3727-0322.2 580322</b>	L= 1.591
			➡	<input checked="" type="checkbox"/> ; → 08/00; Trommelbremse		<b>24.3727-0323.2 580323</b>	L= 1.500
1.6 16V 1.8 BiFuel 2.0 16V 2.0 HDi 109 2.0 HDi 90	80 82 100 80 66	09/00→03/05 07/97→08/00 09/00→03/05 05/01→03/05 02/99→03/05	➡	<input type="checkbox"/> ; Scheibenbremse		<b>24.3727-0326.2 580326</b>	L= 1.635
			➡	<input checked="" type="checkbox"/> ; Scheibenbremse		<b>24.3727-0327.2 580327</b>	L= 1.545
1.8 i 16V 2.0 16V 2.0 16V	81 97 120	04/97→09/00 07/98→09/00 04/97→09/00	➡	<input type="checkbox"/> ; → 08/00; Scheibenbremse		<b>24.3727-0326.2 580326</b>	L= 1.635
			➡	<input checked="" type="checkbox"/> ; → 08/00; Scheibenbremse		<b>24.3727-0327.2 580327</b>	L= 1.545
1.8 i Aut.	74	04/97→09/00	➡	<input type="checkbox"/> ; → 08/00; Trommelbremse		<b>24.3727-0322.2 580322</b>	L= 1.591
			➡	<input checked="" type="checkbox"/> ; → 08/00; Trommelbremse		<b>24.3727-0323.2 580323</b>	L= 1.500
			➡	<input type="checkbox"/> ; → 08/00; Scheibenbremse		<b>24.3727-0326.2 580326</b>	L= 1.635
			➡	<input checked="" type="checkbox"/> ; → 08/00; Scheibenbremse		<b>24.3727-0327.2 580327</b>	L= 1.545
1.9 D	52	04/00→04/05	➡	<input type="checkbox"/> ; → 03/05; Trommelbremse		<b>24.3727-0322.2 580322</b>	L= 1.591
			➡	<input checked="" type="checkbox"/> ; → 03/05; Trommelbremse		<b>24.3727-0323.2 580323</b>	L= 1.500



	kw				!#		
<b>CITROËN - XSARA Break (N2) 10/97→03/10</b>							
<b> Radbremszylinder</b>							
1.4 HDi	50	01/03→08/05	➔			<b>24.3222-1714.3 020432</b>	BDX Ø 22,2 GG
1.4 i	55	10/97→08/05	➔	→ 08/00; - ABS		<b>24.3220-1702.3 020375</b>	BDX Ø 20,64 GG
1.9 D	51	07/98→08/05	➔	→ 08/00; + ABS		<b>24.3222-1714.3 020432</b>	BDX Ø 22,2 GG
			➔	09/00→		<b>24.3222-1714.3 020432</b>	BDX Ø 22,2 GG
1.5 D	42	10/97→09/00	➔	→ 08/00; - ABS		<b>24.3220-1702.3 020375</b>	BDX Ø 20,64 GG
1.6 i	65	10/97→09/00	➔	→ 08/00; + ABS		<b>24.3222-1714.3 020432</b>	BDX Ø 22,2 GG
1.8 D	43	10/97→09/00	➔	→ 08/00; + ABS		<b>24.3222-1714.3 020432</b>	BDX Ø 22,2 GG
1.9 D	50	10/97→09/00	➔				
1.8 i	66	10/97→09/00	➔	→ 08/00		<b>24.3222-1714.3 020432</b>	BDX Ø 22,2 GG
1.8 i Aut.	74	10/97→09/00	➔				
1.9 D	55	01/98→09/00	➔				
1.9 TD	66	10/97→09/00	➔				
<b>Zubehörsatz, Bremsbacken</b>							
1.4 HDi	50	01/03→08/05	➔			<b>03.0137-9228.2 669228</b>	BDX
1.4 i	55	10/97→08/05	➔				
1.9 D	51	07/98→08/05	➔				
1.5 D	42	10/97→09/00	➔	→ 08/00		<b>03.0137-9228.2 669228</b>	BDX
1.6 i	65	10/97→09/00	➔				
1.8 D	43	10/97→09/00	➔				
1.8 i	66	10/97→09/00	➔				
1.8 i Aut.	74	10/97→09/00	➔				
1.9 D	50	10/97→09/00	➔				
1.9 D	55	01/98→09/00	➔				
1.9 TD	66	10/97→09/00	➔				
<b> Bremstrommel</b>							
1.4 HDi	50	01/03→08/05	➔			<b>24.0222-8017.1 480071</b>	Ø 229,0 x 50,8 / 230
1.4 i	55	10/97→08/05	➔				
1.9 D	51	07/98→08/05	➔				
1.5 D	42	10/97→09/00	➔	→ 08/00		<b>24.0222-8017.1 480071</b>	Ø 229,0 x 50,8 / 230
1.6 i	65	10/97→09/00	➔				
1.8 D	43	10/97→09/00	➔				
1.8 i	66	10/97→09/00	➔				
1.8 i Aut.	74	10/97→09/00	➔				
1.9 D	50	10/97→09/00	➔				
1.9 D	55	01/98→09/00	➔				
1.9 TD	66	10/97→09/00	➔				
<b> Bremsbackensatz</b>							
1.4 HDi	50	01/03→08/05	➔			<b>03.0137-0370.2 650370</b> <b>03.0520-5822.3 695822</b>	BDX Ø 229 x 42 + HEB BDX Ø 229 x 42 Ø 22,2 + RZ / + Zub TopKit
1.4 i	55	10/97→08/05	➔			<b>03.0137-0370.2 650370</b>	BDX Ø 229 x 42 + HEB
1.9 D	51	07/98→08/05	➔	→ 08/00; + ABS		<b>03.0520-5822.3 695822</b>	BDX Ø 229 x 42 Ø 22,2 + RZ / + Zub TopKit
			➔	09/00→		<b>03.0520-5822.3 695822</b>	BDX Ø 229 x 42 Ø 22,2 + RZ / + Zub TopKit
			➔	→ 08/00; - ABS		<b>03.0520-6720.3 696720</b>	BDX Ø 229 x 42 Ø 20,64 + RZ / + Zub TopKit
1.5 D	42	10/97→09/00	➔	→ 08/00		<b>03.0137-0370.2 650370</b>	BDX Ø 229 x 42 + HEB
1.6 i	65	10/97→09/00	➔	→ 08/00; + ABS		<b>03.0520-5822.3 695822</b>	BDX Ø 229 x 42 Ø 22,2 + RZ / + Zub TopKit
1.8 D	43	10/97→09/00	➔	→ 08/00; + ABS		<b>03.0520-5822.3 695822</b>	BDX Ø 229 x 42 Ø 22,2 + RZ / + Zub TopKit
1.9 D	50	10/97→09/00	➔	→ 08/00; - ABS		<b>03.0520-6720.3 696720</b>	BDX Ø 229 x 42 Ø 20,64 + RZ / + Zub TopKit
1.8 i	66	10/97→09/00	➔	→ 08/00		<b>03.0137-0370.2 650370</b>	BDX Ø 229 x 42 + HEB
1.8 i Aut.	74	10/97→09/00	➔			<b>03.0520-5822.3 695822</b>	BDX Ø 229 x 42 Ø 22,2 + RZ / + Zub TopKit
1.9 D	55	01/98→09/00	➔				
1.9 TD	66	10/97→09/00	➔				
<b> Seilzug, Feststellbremse</b>							
1.4 HDi	50	01/03→08/05	➔	☐; Trommelbremse		<b>24.3727-0337.2 580337</b>	L= 1.610
1.4 i	55	10/97→08/05	➔	☐; Trommelbremse		<b>24.3727-0338.2 580338</b>	L= 1.520
1.9 D	51	07/98→08/05	➔	☐; Trommelbremse			
1.5 D	42	10/97→09/00	➔	☐; → 08/00; Trommelbremse		<b>24.3727-0337.2 580337</b>	L= 1.610
1.6 i	65	10/97→09/00	➔	☐; → 08/00; Trommelbremse		<b>24.3727-0338.2 580338</b>	L= 1.520
1.8 D	43	10/97→09/00	➔	☐; → 08/00; Trommelbremse			
1.8 i	66	10/97→09/00	➔				
1.9 D	50	10/97→09/00	➔				
1.9 D	55	01/98→09/00	➔				
1.9 TD	66	10/97→09/00	➔				
1.6 16V	80	09/00→08/05	➔	☐; Scheibenbremse		<b>24.3727-0326.2 580326</b>	L= 1.635
1.8 LPG	81	05/98→08/00	➔	☐; Scheibenbremse		<b>24.3727-0327.2 580327</b>	L= 1.545
2.0 16V ↓	100	09/00→08/05	➔	☐; Scheibenbremse			



	kw				!#		
<b>CITROËN - XSARA Break (N2) 10/97→03/10</b>							
 <b>Seilzug, Feststellbremse</b>							
2.0 HDi 109 2.0 HDi 90	80 66	05/01→08/05 02/99→08/05	➡	<input type="checkbox"/> ; Scheibenbremse		24.3727-0326.2 580326	L= 1.635
			➡	<input checked="" type="checkbox"/> ; Scheibenbremse		24.3727-0327.2 580327	L= 1.545
1.8 i 16V 2.0 16V	81 97	10/97→09/00 07/98→09/00	➡	<input checked="" type="checkbox"/> ; → 08/00; Scheibenbremse		24.3727-0326.2 580326	L= 1.635
			➡	<input checked="" type="checkbox"/> ; → 08/00; Scheibenbremse		24.3727-0327.2 580327	L= 1.545
1.8 i Aut.	74	10/97→09/00	➡	<input checked="" type="checkbox"/> ; → 08/00; Scheibenbremse		24.3727-0326.2 580326	L= 1.635
			➡	<input checked="" type="checkbox"/> ; → 08/00; Scheibenbremse		24.3727-0327.2 580327	L= 1.545
			➡	<input checked="" type="checkbox"/> ; → 08/00; Trommelbremse		24.3727-0337.2 580337	L= 1.610
			➡	<input checked="" type="checkbox"/> ; → 08/00; Trommelbremse		24.3727-0338.2 580338	L= 1.520
<b>CITROËN - XSARA Coupe (N0) 01/98→04/05</b>							
 <b>Radbremszylinder</b>							
1.4 HDi	50	01/03→03/05	➡			24.3220-1717.3 020430	TRW Ø 20,64 ALU
1.4 i	55	03/98→03/05	➡	<input checked="" type="checkbox"/> ; → 08/00; - ABS		24.3220-1615.3 020242	TRW Ø 20,64 GG
						24.3220-1617.3 020244	BDX Ø 20,64 GG
			➡	<input checked="" type="checkbox"/> ; → 08/00; - ABS		24.3220-1616.3 020243	TRW Ø 20,64 GG
						24.3220-1618.3 020245	BDX Ø 20,64 GG
			➡	09/00→; →Orga 08728		24.3220-1711.3 020409	TRW Ø 20,64 GG
			➡	→Orga 08210; + ABS		24.3220-1711.3 020409	TRW Ø 20,64 GG
			➡	Orga 08211→; → 08/00; + ABS		24.3220-1717.3 020430	TRW Ø 20,64 ALU
			➡	Orga 08729→		24.3220-1717.3 020430	TRW Ø 20,64 ALU
1.6 i 1.8 i	65 66	02/98→09/00 02/98→09/00	➡	<input checked="" type="checkbox"/> ; → 08/00; - ABS		24.3220-1615.3 020242	TRW Ø 20,64 GG
						24.3220-1617.3 020244	BDX Ø 20,64 GG
			➡	<input checked="" type="checkbox"/> ; → 08/00; - ABS		24.3220-1616.3 020243	TRW Ø 20,64 GG
						24.3220-1618.3 020245	BDX Ø 20,64 GG
			➡	→Orga 08210; + ABS		24.3220-1711.3 020409	TRW Ø 20,64 GG
			➡	Orga 08211→; → 08/00; + ABS		24.3220-1717.3 020430	TRW Ø 20,64 ALU
1.8 i	74	02/98→09/00	➡	<input checked="" type="checkbox"/> ; → 08/00		24.3220-1615.3 020242	TRW Ø 20,64 GG
						24.3220-1617.3 020244	BDX Ø 20,64 GG
			➡	<input checked="" type="checkbox"/> ; → 08/00		24.3220-1616.3 020243	TRW Ø 20,64 GG
						24.3220-1618.3 020245	BDX Ø 20,64 GG
			➡	→ 08/00; + ABS		24.3220-1711.3 020409	TRW Ø 20,64 GG
						24.3220-1717.3 020430	TRW Ø 20,64 ALU
1.9 D	50	02/98→09/00	➡	<input checked="" type="checkbox"/> ; → 08/00; - ABS		24.3220-1615.3 020242	TRW Ø 20,64 GG
						24.3220-1617.3 020244	BDX Ø 20,64 GG
			➡	<input checked="" type="checkbox"/> ; → 08/00; - ABS		24.3220-1616.3 020243	TRW Ø 20,64 GG
						24.3220-1618.3 020245	BDX Ø 20,64 GG
			➡	→ 08/00; + ABS		24.3220-1717.3 020430	TRW Ø 20,64 ALU
1.9 D	51	02/99→03/05	➡	<input checked="" type="checkbox"/> ; → 08/00; - ABS		24.3220-1615.3 020242	TRW Ø 20,64 GG
						24.3220-1617.3 020244	BDX Ø 20,64 GG
			➡	<input checked="" type="checkbox"/> ; → 08/00; - ABS		24.3220-1616.3 020243	TRW Ø 20,64 GG
						24.3220-1618.3 020245	BDX Ø 20,64 GG
			➡	09/00→; →Orga 08728		24.3220-1711.3 020409	TRW Ø 20,64 GG
			➡	Orga 08729→		24.3220-1717.3 020430	TRW Ø 20,64 ALU
			➡	→ 08/00; + ABS		24.3220-1717.3 020430	TRW Ø 20,64 ALU
1.9 D	55	02/98→05/99	➡	<input checked="" type="checkbox"/> ; - ABS		24.3220-1615.3 020242	TRW Ø 20,64 GG
						24.3220-1617.3 020244	BDX Ø 20,64 GG
			➡	<input checked="" type="checkbox"/> ; - ABS		24.3220-1616.3 020243	TRW Ø 20,64 GG
						24.3220-1618.3 020245	BDX Ø 20,64 GG
			➡	+ ABS		24.3220-1717.3 020430	TRW Ø 20,64 ALU
1.9 TD	66	02/98→09/00	➡	→Orga 08210; + ABS		24.3220-1711.3 020409	TRW Ø 20,64 GG
			➡	→ 08/00; - ABS		24.3220-1711.3 020409	TRW Ø 20,64 GG
			➡	Orga 08211→; → 08/00; + ABS		24.3220-1717.3 020430	TRW Ø 20,64 ALU
<b>Zubehörsatz, Bremsbacken</b>							
1.4 HDi	50	01/03→03/05	➡			03.0137-9158.2 669158	TRW
1.4 i 1.9 D	55 51	03/98→03/05 02/99→03/05	➡	→ 08/00; - ABS		03.0137-9086.2 669086	BDX
						03.0137-9175.2 669175	TRW
			↓				

	kw				!#		
<b>CITROËN - XSARA Coupe (N0) 01/98→04/05</b>							
<b>Zubehörsatz, Bremsbacken</b>							
1.4 i 1.9 D	55 51	03/98→03/05 02/99→03/05	➡	→ 08/00; + ABS		03.0137-9158.2 669158	TRW
			➡	09/00→		03.0137-9158.2 669158	TRW
1.6 i 1.8 i 1.8 i 1.9 D	65 66 74 50	02/98→09/00 02/98→09/00 02/98→09/00 02/98→09/00	➡	→ 08/00; - ABS		03.0137-9086.2 669086	BDX
			➡	→ 08/00; + ABS		03.0137-9158.2 669158	TRW
1.9 D	55	02/98→05/99	➡	- ABS		03.0137-9086.2 669086	BDX
			➡	+ ABS		03.0137-9158.2 669158	TRW
1.9 TD	66	02/98→09/00	➡	→ 08/00		03.0137-9158.2 669158	TRW
<b> Bremstrommel</b>							
1.4 HDi	50	01/03→03/05	➡			24.0220-3014.1 480090	Ø 203,0 x 46,5 / 204,5 - RLG / - ABS Ring
1.4 i 1.9 D	55 51	03/98→03/05 02/99→03/05	➡	→ 08/00; - ABS		24.0218-0016.1 480011	Ø 180,0 x 44,5 / 181 - RLG / - ABS Ring
			➡	→ 08/00; + ABS		24.0218-0716.2 480203	Ø 180,0 x 44,5 / 181 + RLG / - ABS Ring
			➡	09/00→		24.0220-3014.1 480090	Ø 203,0 x 46,5 / 204,5 - RLG / - ABS Ring
1.6 i 1.8 i 1.8 i 1.9 D	65 66 74 50	02/98→09/00 02/98→09/00 02/98→09/00 02/98→09/00	➡	→ 08/00; - ABS		24.0218-0016.1 480011	Ø 180,0 x 44,5 / 181 - RLG / - ABS Ring
			➡	→ 08/00; + ABS		24.0218-0716.2 480203	Ø 180,0 x 44,5 / 181 + RLG / - ABS Ring
1.9 D	55	02/98→05/99	➡	- ABS		24.0218-0016.1 480011	Ø 180,0 x 44,5 / 181 - RLG / - ABS Ring
			➡	+ ABS		24.0218-0716.2 480203	Ø 180,0 x 44,5 / 181 + RLG / - ABS Ring
1.9 TD	66	02/98→09/00	➡	→ 08/00		24.0220-3014.1 480090	Ø 203,0 x 46,5 / 204,5 - RLG / - ABS Ring
<b> Bremsbackensatz</b>							
1.4 HDi	50	01/03→03/05	➡			03.0137-0312.2 650312	TRW Ø 203 x 38
1.4 i	55	03/98→03/05	➡	→ 08/00; - ABS		03.0137-0197.2 650197	TRW Ø 180 x 32 + HEB
			➡			03.0137-0261.2 650261	BDX Ø 180 x 32
			➡			03.0520-2520.3 692520	TRW Ø 180 x 32 Ø 20,64 + RZ / + Zub TopKit
			➡			03.0520-2620.3 692620	BDX Ø 180 x 32 Ø 20,64 + RZ / + Zub TopKit
			➡	→ 08/00; + ABS		03.0137-0312.2 650312	TRW Ø 203 x 38
			➡	09/00→		03.0137-0312.2 650312	TRW Ø 203 x 38
			➡	→Orga 08210; + ABS		03.0520-5720.3 695720	TRW Ø 203 x 39 Ø 20,64 + RZ / + Zub TopKit
			➡	Orga 08211→; → 08/00; + ABS		03.0520-6420.3 696420	TRW Ø 203 x 39 Ø 20,64 + RZ / + Zub TopKit
1.6 i 1.8 i	65 66	02/98→09/00 02/98→09/00	➡	→ 08/00; - ABS		03.0137-0197.2 650197	TRW Ø 180 x 32 + HEB
			➡			03.0137-0261.2 650261	BDX Ø 180 x 32
			➡			03.0520-2520.3 692520	TRW Ø 180 x 32 Ø 20,64 + RZ / + Zub TopKit
			➡			03.0520-2620.3 692620	BDX Ø 180 x 32 Ø 20,64 + RZ / + Zub TopKit
			➡	→ 08/00; + ABS		03.0137-0312.2 650312	TRW Ø 203 x 38
			➡	→Orga 08210; + ABS		03.0520-5720.3 695720	TRW Ø 203 x 39 Ø 20,64 + RZ / + Zub TopKit
			➡	Orga 08211→; → 08/00; + ABS		03.0520-6420.3 696420	TRW Ø 203 x 39 Ø 20,64 + RZ / + Zub TopKit
1.8 i	74	02/98→09/00	➡	→ 08/00; - ABS		03.0137-0197.2 650197	TRW Ø 180 x 32 + HEB
			➡			03.0137-0261.2 650261	BDX Ø 180 x 32
			➡			03.0520-2520.3 692520	TRW Ø 180 x 32 Ø 20,64 + RZ / + Zub TopKit
↓							

**CITROËN - XSARA Coupe (N0) 01/98→04/05**

**Bremsbackensatz**

1.8 i	74	02/98→09/00	➡	→ 08/00; - ABS	03.0520-2620.3	692620	BDX Ø 180 x 32 Ø 20,64 + RZ / + Zub TopKit
			➡	→ 08/00; + ABS	03.0137-0312.2	650312	TRW Ø 203 x 38
					03.0520-5720.3	695720	TRW Ø 203 x 39 Ø 20,64 + RZ / + Zub TopKit
1.9 D	50	02/98→09/00	➡	→ 08/00; - ABS	03.0137-0197.2	650197	TRW Ø 180 x 32 + HEB
					03.0137-0261.2	650261	BDX Ø 180 x 32
					03.0520-2520.3	692520	TRW Ø 180 x 32 Ø 20,64 + RZ / + Zub TopKit
					03.0520-2620.3	692620	BDX Ø 180 x 32 Ø 20,64 + RZ / + Zub TopKit
1.9 D	51	02/99→03/05	➡	→ 08/00; - ABS	03.0137-0197.2	650197	TRW Ø 180 x 32 + HEB
					03.0137-0261.2	650261	BDX Ø 180 x 32
					03.0520-2520.3	692520	TRW Ø 180 x 32 Ø 20,64 + RZ / + Zub TopKit
1.9 D	55	02/98→05/99	➡	- ABS	03.0137-0197.2	650197	TRW Ø 180 x 32 + HEB
					03.0137-0261.2	650261	BDX Ø 180 x 32
					03.0520-2520.3	692520	TRW Ø 180 x 32 Ø 20,64 + RZ / + Zub TopKit
1.9 TD	66	02/98→09/00	➡	→ 08/00	03.0137-0312.2	650312	TRW Ø 203 x 38
			➡	→ 08/00; - ABS	03.0520-5720.3	695720	TRW Ø 203 x 39 Ø 20,64 + RZ / + Zub TopKit
			➡	→ 08/00; + ABS	03.0520-6420.3	696420	TRW Ø 203 x 39 Ø 20,64 + RZ / + Zub TopKit












**Seilzug, Feststellbremse**










1.4 HDi	50	01/03→03/05	➡	☐; Trommelbremse	24.3727-0322.2	580322	L= 1.591
1.4 i	55	03/98→03/05	➡	☐; Trommelbremse	24.3727-0323.2	580323	L= 1.500
1.9 D	51	02/99→03/05	➡	☐; Trommelbremse	24.3727-0323.2	580323	L= 1.500
1.9 D	55	02/98→05/99	➡	☐; Trommelbremse	24.3727-0323.2	580323	L= 1.500
1.6 16V	80	09/00→03/05	➡	☐; Scheibenbremse	24.3727-0326.2	580326	L= 1.635
2.0 16V	100	09/00→03/05	➡	☐; Scheibenbremse	24.3727-0326.2	580326	L= 1.635
2.0 HDi 109	80	05/01→03/05	➡	☐; Scheibenbremse	24.3727-0327.2	580327	L= 1.545
2.0 HDi 90	66	02/99→03/05	➡	☐; Scheibenbremse	24.3727-0327.2	580327	L= 1.545
2.0 i 16V	120	02/98→03/05	➡	☐; Scheibenbremse	24.3727-0327.2	580327	L= 1.545
1.6 i	65	02/98→09/00	➡	☐; → 08/00; Trommelbremse	24.3727-0322.2	580322	L= 1.591
1.8 i	66	02/98→09/00	➡	☐; → 08/00; Trommelbremse	24.3727-0322.2	580322	L= 1.591
1.9 D	50	02/98→09/00	➡	☐; → 08/00; Trommelbremse	24.3727-0323.2	580323	L= 1.500
1.9 TD	66	02/98→09/00	➡	☐; → 08/00; Trommelbremse	24.3727-0323.2	580323	L= 1.500
1.8 i	74	02/98→09/00	➡	☐; → 08/00; Trommelbremse	24.3727-0322.2	580322	L= 1.591
			➡	☐; → 08/00; Trommelbremse	24.3727-0323.2	580323	L= 1.500
			➡	☐; → 08/00; Scheibenbremse	24.3727-0326.2	580326	L= 1.635
			➡	☐; → 08/00; Scheibenbremse	24.3727-0327.2	580327	L= 1.545
1.8 i 16V	81	02/98→09/00	➡	☐; → 08/00; Scheibenbremse	24.3727-0326.2	580326	L= 1.635
			➡	☐; → 08/00; Scheibenbremse	24.3727-0327.2	580327	L= 1.545
1.8 LPG	82	01/98→08/00	➡	☐; 02/98→; Scheibenbremse	24.3727-0326.2	580326	L= 1.635
			➡	☐; 02/98→; Scheibenbremse	24.3727-0327.2	580327	L= 1.545

**CITROËN - XSARA Kasten/Kombi 05/98→08/05**












**Radbremszylinder**

1.4	55	09/00→03/05	➡		24.3222-1714.3	020432	BDX Ø 22,2 GG
-----	----	-------------	---	--	----------------	--------	---------------









	kw				!#		
<b>CITROËN - XSARA Kasten/Kombi 05/98→08/05</b>							
 <b>Radbremsszylinder</b>							
1.8 D	43	05/98→05/99	➡	- ABS		24.3220-1702.3 020375	BDX Ø 20,64 GG
			➡	+ ABS		24.3222-1714.3 020432	BDX Ø 22,2 GG
1.9 D	51	06/99→08/05	➡	→ 08/00; - ABS		24.3220-1702.3 020375	BDX Ø 20,64 GG
			➡	→ 08/00; + ABS		24.3222-1714.3 020432	BDX Ø 22,2 GG
			➡	09/00→		24.3222-1714.3 020432	BDX Ø 22,2 GG
<b>Zubehörsatz, Bremsbacken</b>							
1.4	55	09/00→03/05	➡			03.0137-9228.2 669228	BDX
1.8 D	43	05/98→05/99					
1.9 D	51	06/99→08/05					
 <b>Bremstrommel</b>							
1.4	55	09/00→03/05	➡			24.0222-8017.1 480071	Ø 229,0 x 50,8 / 230
1.8 D	43	05/98→05/99					
1.9 D	51	06/99→08/05					
 <b>Bremsbackensatz</b>							
1.4	55	09/00→03/05	➡			03.0137-0370.2 650370	BDX Ø 229 x 42 + HEB
						03.0520-5822.3 695822	BDX Ø 229 x 42 Ø 22,2 + RZ / + Zub TopKit
1.8 D	43	05/98→05/99	➡			03.0137-0370.2 650370	BDX Ø 229 x 42 + HEB
			➡	+ ABS		03.0520-5822.3 695822	BDX Ø 229 x 42 Ø 22,2 + RZ / + Zub TopKit
			➡	- ABS		03.0520-6720.3 696720	BDX Ø 229 x 42 Ø 20,64 + RZ / + Zub TopKit
1.9 D	51	06/99→08/05	➡			03.0137-0370.2 650370	BDX Ø 229 x 42 + HEB
			➡	→ 08/00; + ABS		03.0520-5822.3 695822	BDX Ø 229 x 42 Ø 22,2 + RZ / + Zub TopKit
			➡	09/00→		03.0520-5822.3 695822	BDX Ø 229 x 42 Ø 22,2 + RZ / + Zub TopKit
			➡	→ 08/00; - ABS		03.0520-6720.3 696720	BDX Ø 229 x 42 Ø 20,64 + RZ / + Zub TopKit
 <b>Seilzug, Feststellbremse</b>							
1.4	55	09/00→03/05	➡	<input type="checkbox"/> ; Trommelbremse		24.3727-0337.2 580337	L= 1.610
1.8 D	43	05/98→05/99	➡	<input type="checkbox"/> ; Trommelbremse		24.3727-0338.2 580338	L= 1.520
1.9 D	51	06/99→08/05	➡	<input type="checkbox"/> ; Trommelbremse			
2.0 HDi	66	09/00→03/05	➡	<input type="checkbox"/> ; Scheibenbremse		24.3727-0326.2 580326	L= 1.635
			➡	<input type="checkbox"/> ; Scheibenbremse		24.3727-0327.2 580327	L= 1.545
<b>CITROËN - XSARA Kasten/Schrägheck (N3_) 05/98→03/05</b>							
 <b>Radbremsszylinder</b>							
1.4	55	05/98→10/04	➡	<input type="checkbox"/> ; → 08/00; - ABS		24.3220-1615.3 020242	TRW Ø 20,64 GG
1.9 D	51	06/99→03/05	➡	<input type="checkbox"/> ; → 08/00; - ABS		24.3220-1617.3 020244	BDX Ø 20,64 GG
			➡	<input type="checkbox"/> ; → 08/00; - ABS		24.3220-1616.3 020243	TRW Ø 20,64 GG
			➡	<input type="checkbox"/> ; → 08/00; - ABS		24.3220-1618.3 020245	BDX Ø 20,64 GG
			➡	→ 08/00; + ABS		24.3220-1711.3 020409	TRW Ø 20,64 GG
			➡	09/00→; →Orga 08728		24.3220-1711.3 020409	TRW Ø 20,64 GG
			➡	Orga 08729→		24.3220-1717.3 020430	TRW Ø 20,64 ALU
1.4 LPG	55	06/99→08/00	➡	<input type="checkbox"/> ; - ABS		24.3220-1615.3 020242	TRW Ø 20,64 GG
			➡	<input type="checkbox"/> ; - ABS		24.3220-1617.3 020244	BDX Ø 20,64 GG
			➡	<input type="checkbox"/> ; - ABS		24.3220-1616.3 020243	TRW Ø 20,64 GG
			➡	<input type="checkbox"/> ; - ABS		24.3220-1618.3 020245	BDX Ø 20,64 GG
			➡	+ ABS		24.3220-1711.3 020409	TRW Ø 20,64 GG
			➡	Orga 08729→		24.3220-1717.3 020430	TRW Ø 20,64 ALU
1.8 D	43	05/98→05/99	➡	<input type="checkbox"/> ; - ABS		24.3220-1615.3 020242	TRW Ø 20,64 GG
			➡	<input type="checkbox"/> ; - ABS		24.3220-1617.3 020244	BDX Ø 20,64 GG
			➡	<input type="checkbox"/> ; - ABS		24.3220-1616.3 020243	TRW Ø 20,64 GG
			➡	<input type="checkbox"/> ; - ABS		24.3220-1618.3 020245	BDX Ø 20,64 GG
			➡	+ ABS		24.3220-1711.3 020409	TRW Ø 20,64 GG
1.9 D	65	05/98→08/00	➡	+ ABS		24.3220-1711.3 020409	TRW Ø 20,64 GG
↓							









	kw				!#		
<b>CITROËN - XSARA Kasten/Schrägheck (N3_) 05/98→03/05</b>							
<b>Zubehörsatz, Bremsbacken</b>							
1.4 1.9 D	55	05/98→10/04 06/99→03/05	➡	→ 08/00; - ABS		03.0137-9086.2 669086	BDX
	51		➡	→ 08/00; + ABS		03.0137-9175.2 669175	TRW
			➡	→ 08/00; + ABS		03.0137-9158.2 669158	TRW
			➡	09/00→		03.0137-9158.2 669158	TRW
1.4 LPG 1.8 D	55	06/99→08/00 05/98→05/99	➡	- ABS		03.0137-9086.2 669086	BDX
	43		➡	+ ABS		03.0137-9175.2 669175	TRW
			➡	+ ABS		03.0137-9158.2 669158	TRW
1.9 D	65	05/98→08/00	➡			03.0137-9158.2 669158	TRW
<b> Bremstrommel</b>							
1.4 1.9 D	55	05/98→10/04 06/99→03/05	➡	→ 08/00; - ABS		24.0218-0016.1 480011	Ø 180,0 x 44,5 / 181 - RLG / - ABS Ring
	51		➡	→ 08/00; + ABS		24.0218-0716.2 480203	Ø 180,0 x 44,5 / 181 + RLG / - ABS Ring
			➡	→ 08/00; + ABS		24.0220-3014.1 480090	Ø 203,0 x 46,5 / 204,5 - RLG / - ABS Ring
			➡	09/00→		24.0220-3014.1 480090	Ø 203,0 x 46,5 / 204,5 - RLG / - ABS Ring
1.4 LPG 1.8 D	55	06/99→08/00 05/98→05/99	➡	- ABS		24.0218-0016.1 480011	Ø 180,0 x 44,5 / 181 - RLG / - ABS Ring
	43		➡	+ ABS		24.0218-0716.2 480203	Ø 180,0 x 44,5 / 181 + RLG / - ABS Ring
			➡	+ ABS		24.0220-3014.1 480090	Ø 203,0 x 46,5 / 204,5 - RLG / - ABS Ring
1.9 D	65	05/98→08/00	➡			24.0220-3014.1 480090	Ø 203,0 x 46,5 / 204,5 - RLG / - ABS Ring
<b> Bremsbackensatz</b>							
1.4 1.9 D	55	05/98→10/04 06/99→03/05	➡	→ 08/00; - ABS		03.0137-0197.2 650197	TRW Ø 180 x 32 + HEB
	51		➡	→ 08/00; - ABS		03.0137-0261.2 650261	BDX Ø 180 x 32
			➡	→ 08/00; - ABS		03.0520-2520.3 692520	TRW Ø 180 x 32 Ø 20,64 + RZ / + Zub TopKit
			➡	→ 08/00; - ABS		03.0520-2620.3 692620	BDX Ø 180 x 32 Ø 20,64 + RZ / + Zub TopKit
			➡	→ 08/00; + ABS		03.0137-0312.2 650312	TRW Ø 203 x 38
			➡	09/00→		03.0137-0312.2 650312	TRW Ø 203 x 38
1.4 LPG 1.8 D	55	06/99→08/00 05/98→05/99	➡	→Orga 08210; + ABS		03.0520-5720.3 695720	TRW Ø 203 x 39 Ø 20,64 + RZ / + Zub TopKit
	43		➡	→Orga 08211→; → 08/00; + ABS		03.0520-6420.3 696420	TRW Ø 203 x 39 Ø 20,64 + RZ / + Zub TopKit
			➡	- ABS		03.0137-0197.2 650197	TRW Ø 180 x 32 + HEB
			➡	- ABS		03.0137-0261.2 650261	BDX Ø 180 x 32
			➡	- ABS		03.0520-2520.3 692520	TRW Ø 180 x 32 Ø 20,64 + RZ / + Zub TopKit
1.9 D	65	05/98→08/00	➡	Orga 08211→; + ABS		03.0520-6420.3 696420	TRW Ø 203 x 39 Ø 20,64 + RZ / + Zub TopKit
			➡	→Orga 08210; + ABS		03.0520-5720.3 695720	TRW Ø 203 x 39 Ø 20,64 + RZ / + Zub TopKit
			➡	- ABS		03.0520-5720.3 695720	TRW Ø 203 x 39 Ø 20,64 + RZ / + Zub TopKit
			➡	Orga 08211→; + ABS		03.0520-6420.3 696420	TRW Ø 203 x 39 Ø 20,64 + RZ / + Zub TopKit
<b> Seilzug, Feststellbremse</b>							
1.4	55	05/98→10/04	➡	☐; Trommelbremse		24.3727-0322.2 580322	L= 1.591
1.4 LPG	55	06/99→08/00	➡	☐; Trommelbremse		24.3727-0323.2 580323	L= 1.500
1.8 D	43	05/98→05/99	➡	☐; Trommelbremse			
1.9 D	51	06/99→03/05	➡	☐; Trommelbremse			
1.9 D	65	05/98→08/00	➡	☐; Trommelbremse			
2.0 HDi	66	09/00→03/05	➡	☐; Scheibenbremse		24.3727-0326.2 580326	L= 1.635
↓							


















	kw				!#		
<b>CITROËN - XSARA Kasten/Schrägheck (N3_) 05/98→03/05</b>							
 <b>Seilzug, Feststellbremse</b>							
2.0 HDi	66	09/00→03/05	➡	<input type="checkbox"/> ; Scheibenbremse		24.3727-0327.2 580327	L= 1.545
<b>CITROËN - XSARA PICASSO (N68) 12/99→</b>							
 <b>Radbremszylinder</b>							
1.6 2.0 HDi	65 66	12/99→ 12/99→	➡	06/00→ 03/10		24.3222-1734.3 020539	TRW Ø 22,2 ALU
1.6 1.8 16V	67 85	06/02→ 02/00→	➡	→ 03/10		24.3222-1734.3 020539	TRW Ø 22,2 ALU
1.6	70	12/99→	➡	09/00→ 03/10		24.3222-1734.3 020539	TRW Ø 22,2 ALU
1.6 Chrono	74	04/01→10/04	➡			24.3222-1734.3 020539	TRW Ø 22,2 ALU
<b>Zubehörsatz, Bremsbacken</b>							
1.6 2.0 HDi	65 66	12/99→ 12/99→	➡	06/00→ 03/10		03.0137-9220.2 669220	TRW
1.6 1.8 16V	67 85	06/02→ 02/00→	➡	→ 03/10		03.0137-9220.2 669220	TRW
1.6	70	12/99→	➡	09/00→ 03/10		03.0137-9220.2 669220	TRW
1.6 Chrono	74	04/01→10/04	➡			03.0137-9220.2 669220	TRW
 <b>Bremstrommel</b>							
1.6 2.0 HDi	65 66	12/99→ 12/99→	➡	06/00→ 03/10		24.0222-8017.1 480071	Ø 229,0 x 50,8 / 230
1.6 1.8 16V	67 85	06/02→ 02/00→	➡	→ 03/10		24.0222-8017.1 480071	Ø 229,0 x 50,8 / 230
1.6	70	12/99→	➡	09/00→ 03/10		24.0222-8017.1 480071	Ø 229,0 x 50,8 / 230
1.6 Chrono	74	04/01→10/04	➡			24.0222-8017.1 480071	Ø 229,0 x 50,8 / 230
 <b>Bremsbackensatz</b>							
1.6 2.0 HDi	65 66	12/99→ 12/99→	➡	06/00→ 03/10		03.0137-0341.2 650341 03.0520-6322.3 696322	TRW Ø 229 x 42 + HEB TRW Ø 229 x 42 Ø 22,2 + RZ / + Zub TopKit
1.6 1.8 16V	67 85	06/02→ 02/00→	➡	→ 03/10		03.0137-0341.2 650341 03.0520-6322.3 696322	TRW Ø 229 x 42 + HEB TRW Ø 229 x 42 Ø 22,2 + RZ / + Zub TopKit
1.6	70	12/99→	➡	09/00→ 03/10		03.0137-0341.2 650341 03.0520-6322.3 696322	TRW Ø 229 x 42 + HEB TRW Ø 229 x 42 Ø 22,2 + RZ / + Zub TopKit
1.6 Chrono	74	04/01→10/04	➡			03.0137-0341.2 650341 03.0520-6322.3 696322	TRW Ø 229 x 42 + HEB TRW Ø 229 x 42 Ø 22,2 + RZ / + Zub TopKit
 <b>Seilzug, Feststellbremse</b>							
1.6	65	12/99→	➡	<input type="checkbox"/> ; 06/00→ 03/10; Trommelbremse		24.3727-0332.2 580332	L= 1.864
1.6	67	06/02→	➡	<input type="checkbox"/> ; → 03/10; Trommelbremse		24.3727-0332.2 580332	L= 1.864
1.6	70	12/99→	➡	<input type="checkbox"/> ; 09/00→ 03/10; Trommelbremse		24.3727-0332.2 580332	L= 1.864
1.6 16V 1.6 HDi 1.6 HDi	80 66 80	09/05→ 09/05→ 05/04→	➡	<input type="checkbox"/> ; → 03/10; Scheibenbremse		24.3727-0333.2 580333 24.3727-0353.2 580353	L= 1.860 L= 1.860
			➡	<input type="checkbox"/> ; → 03/10; Scheibenbremse		24.3727-0334.2 580334 24.3727-0354.2 580354	L= 1.948 L= 1.950
1.6 16V	81	06/05→09/06	➡	<input type="checkbox"/> ; 09/05→; Scheibenbremse		24.3727-0333.2 580333 24.3727-0353.2 580353	L= 1.860 L= 1.860
			➡	<input type="checkbox"/> ; 09/05→; Scheibenbremse		24.3727-0334.2 580334 24.3727-0354.2 580354	L= 1.948 L= 1.950
1.6 Chrono	74	04/01→10/04	➡	<input type="checkbox"/> ; Trommelbremse		24.3727-0332.2 580332	L= 1.864
1.8 16V 2.0 16V	85 100	02/00→ 01/03→	➡	<input type="checkbox"/> ; → 03/10; Trommelbremse		24.3727-0332.2 580332	L= 1.864
			➡	<input type="checkbox"/> ; → 03/10; Scheibenbremse		24.3727-0333.2 580333 24.3727-0353.2 580353	L= 1.860 L= 1.860
			➡	<input type="checkbox"/> ; → 03/10; Scheibenbremse		24.3727-0334.2 580334 24.3727-0354.2 580354	L= 1.948 L= 1.950
2.0 16V	101	12/99→11/11	➡	<input type="checkbox"/> ; 01/03→ 03/10; Trommelbremse		24.3727-0332.2 580332	L= 1.864
			➡	<input type="checkbox"/> ; 01/03→ 03/10; Scheibenbremse		24.3727-0333.2 580333 24.3727-0353.2 580353	L= 1.860 L= 1.860
			➡	<input type="checkbox"/> ; 01/03→ 03/10; Scheibenbremse		24.3727-0334.2 580334 24.3727-0354.2 580354	L= 1.948 L= 1.950
↓							























	kw				!#		
<b>CITROËN - XSARA PICASSO (N68) 12/99→</b>							
 <b>Seilzug, Feststellbremse</b>							
2.0 HDi	66	12/99→	➔	☐; 06/00→ 03/10; Trommelbremse	24.3727-0332.2	580332	L= 1.864
			➔	☐; 06/00→ 03/10; + ESP; Scheibenbremse	24.3727-0333.2	580333	L= 1.860
					24.3727-0353.2	580353	L= 1.860
			➔	☐; 06/00→ 03/10; + ESP; Scheibenbremse	24.3727-0334.2	580334	L= 1.948
					24.3727-0354.2	580354	L= 1.950
<b>CITROËN - ZX (N2) 03/91→07/99</b>							
 <b>Radbremszylinder</b>							
1.1	44	03/91→06/97	➔	☐; →Orga 05718; - ABS	24.3220-1603.3	020230	BDX Ø 20,64 GG
1.4	55	03/91→06/97			24.3220-1607.3	020234	TRW Ø 20,64 GG
1.4 i	55	03/91→06/97					
1.6 i	65	03/91→06/97	➔	☐; →Orga 05718; - ABS	24.3220-1604.3	020231	BDX Ø 20,64 GG
1.9 D	47	03/91→06/97			24.3220-1608.3	020235	TRW Ø 20,64 GG
			➔	☐; Orga 05719→; - ABS	24.3220-1615.3	020242	TRW Ø 20,64 GG
					24.3220-1617.3	020244	BDX Ø 20,64 GG
			➔	☐; Orga 05719→; - ABS	24.3220-1616.3	020243	TRW Ø 20,64 GG
					24.3220-1618.3	020245	BDX Ø 20,64 GG
			➔	Orga 06749→; + ABS	24.3220-1711.3	020409	TRW Ø 20,64 GG
1.4 D	37	07/94→10/97	➔	☐; →Orga 05718; - ABS	24.3220-1603.3	020230	BDX Ø 20,64 GG
1.6	66	07/94→10/97			24.3220-1607.3	020234	TRW Ø 20,64 GG
			➔	☐; →Orga 05718; - ABS	24.3220-1604.3	020231	BDX Ø 20,64 GG
					24.3220-1608.3	020235	TRW Ø 20,64 GG
			➔	☐; Orga 05719→; → 06/97; - ABS	24.3220-1615.3	020242	TRW Ø 20,64 GG
					24.3220-1617.3	020244	BDX Ø 20,64 GG
			➔	☐; Orga 05719→; → 06/97; - ABS	24.3220-1616.3	020243	TRW Ø 20,64 GG
					24.3220-1618.3	020245	BDX Ø 20,64 GG
			➔	Orga 06749→; → 06/97; + ABS	24.3220-1711.3	020409	TRW Ø 20,64 GG
1.8	76	07/94→10/97	➔	Orga 06749→; → 06/97; + ABS	24.3220-1711.3	020409	TRW Ø 20,64 GG
1.8	82	04/96→10/97	➔	→ 06/97	24.3220-1711.3	020409	TRW Ø 20,64 GG
1.8 D	44	06/93→06/97	➔	Orga 06749→; + ABS	24.3220-1711.3	020409	TRW Ø 20,64 GG
1.8 i	74	07/92→06/97					
1.8 i 16V	81	01/96→06/97	➔		24.3220-1711.3	020409	TRW Ø 20,64 GG
1.9 D	50	07/93→06/97	➔	☐; 06/94→; →Orga 05718; - ABS	24.3220-1603.3	020230	BDX Ø 20,64 GG
					24.3220-1607.3	020234	TRW Ø 20,64 GG
			➔	☐; 06/94→; →Orga 05718; - ABS	24.3220-1604.3	020231	BDX Ø 20,64 GG
					24.3220-1608.3	020235	TRW Ø 20,64 GG
			➔	☐; Orga 05719→; - ABS	24.3220-1615.3	020242	TRW Ø 20,64 GG
					24.3220-1617.3	020244	BDX Ø 20,64 GG
			➔	☐; Orga 05719→; - ABS	24.3220-1616.3	020243	TRW Ø 20,64 GG
					24.3220-1618.3	020245	BDX Ø 20,64 GG
			➔	Orga 06749→; + ABS	24.3220-1711.3	020409	TRW Ø 20,64 GG
1.9 DT	65	07/94→10/97	➔	☐; → 06/97; - ABS	24.3220-1615.3	020242	TRW Ø 20,64 GG
					24.3220-1617.3	020244	BDX Ø 20,64 GG
			➔	☐; → 06/97; - ABS	24.3220-1616.3	020243	TRW Ø 20,64 GG
					24.3220-1618.3	020245	BDX Ø 20,64 GG
			➔	Orga 06749→; → 06/97; + ABS	24.3220-1711.3	020409	TRW Ø 20,64 GG
1.9 TD	66	07/92→06/97	➔	☐; - ABS	24.3220-1615.3	020242	TRW Ø 20,64 GG
					24.3220-1617.3	020244	BDX Ø 20,64 GG
			➔	☐; - ABS	24.3220-1616.3	020243	TRW Ø 20,64 GG
					24.3220-1618.3	020245	BDX Ø 20,64 GG
			➔	Orga 06749→; + ABS	24.3220-1711.3	020409	TRW Ø 20,64 GG
<b>Zubehörsatz, Bremsbacken</b>							
1.1	44	03/91→06/97	➔	- ABS	03.0137-9086.2	669086	BDX
1.4	55	03/91→06/97			03.0137-9175.2	669175	TRW
1.4 i	55	03/91→06/97					
1.6 i	65	03/91→06/97	➔	Orga 06749→; + ABS	03.0137-9158.2	669158	TRW
1.8 D	44	06/93→06/97					
1.8 i	74	07/92→06/97					
1.9 D	47	03/91→06/97					
1.9 TD	66	07/92→06/97					
1.4 D	37	07/94→10/97	➔	→ 06/97; - ABS	03.0137-9086.2	669086	BDX
1.6	66	07/94→10/97			03.0137-9175.2	669175	TRW
1.8	76	07/94→10/97					
↓							

	kw				!#		
<b>CITROËN - ZX (N2) 03/91→07/99</b>							
<b>Zubehörsatz, Bremsbacken</b>							
1.9 DT	65	07/94→10/97	➡	Orga 06749→; → 06/97; + ABS		03.0137-9158.2 669158	TRW
1.8	82	04/96→10/97	➡	→ 06/97		03.0137-9158.2 669158	TRW
1.8 i 16V	81	01/96→06/97	➡			03.0137-9158.2 669158	TRW
1.9 D	50	07/93→06/97	➡	06/94→; - ABS		03.0137-9086.2 669086	BDX
						03.0137-9175.2 669175	TRW
			➡	Orga 06749→; + ABS		03.0137-9158.2 669158	TRW
<b> Bremstrommel</b>							
1.1	44	03/91→06/97	➡	- ABS		24.0218-0016.1 480011	Ø 180,0 x 44,5 / 181
1.4	55	03/91→06/97					- RLG / - ABS Ring
1.4 i	55	03/91→06/97				24.0218-0716.2 480203	Ø 180,0 x 44,5 / 181
1.6 i	65	03/91→06/97					+ RLG / - ABS Ring
1.8 D	44	06/93→06/97					
1.8 i	74	07/92→06/97	➡	Orga 06749→; + ABS		24.0220-3014.1 480090	Ø 203,0 x 46,5 / 204,5
1.9 D	47	03/91→06/97					- RLG / - ABS Ring
1.9 TD	66	07/92→06/97					
1.4 D	37	07/94→10/97	➡	→ 06/97; - ABS		24.0218-0016.1 480011	Ø 180,0 x 44,5 / 181
							- RLG / - ABS Ring
						24.0218-0716.2 480203	Ø 180,0 x 44,5 / 181
1.6	66	07/94→10/97					+ RLG / - ABS Ring
			➡	Orga 06749→; → 06/97; + ABS		24.0220-3014.1 480090	Ø 203,0 x 46,5 / 204,5
1.8	82	04/96→10/97	➡	→ 06/97		24.0220-3014.1 480090	- RLG / - ABS Ring
1.8 i 16V	81	01/96→06/97	➡			24.0220-3014.1 480090	Ø 203,0 x 46,5 / 204,5
1.9 D	50	07/93→06/97	➡	06/94→; - ABS		24.0218-0016.1 480011	Ø 180,0 x 44,5 / 181
						24.0218-0716.2 480203	- RLG / - ABS Ring
			➡	Orga 06749→; + ABS		24.0220-3014.1 480090	Ø 180,0 x 44,5 / 181
						24.0220-3014.1 480090	+ RLG / - ABS Ring
							- RLG / - ABS Ring
<b> Bremsbackensatz</b>							
1.1	44	03/91→06/97	➡	- ABS		03.0137-0197.2 650197	TRW Ø 180 x 32 + HEB
1.4	55	03/91→06/97				03.0137-0261.2 650261	BDX Ø 180 x 32
1.4 i	55	03/91→06/97					
1.6 i	65	03/91→06/97	➡	Orga 06749→; + ABS		03.0137-0312.2 650312	TRW Ø 203 x 38
1.9 D	47	03/91→06/97				03.0520-5720.3 695720	TRW Ø 203 x 39 Ø 20,64
							+ RZ / + Zub TopKit
			➡	→Orga 05718; - ABS		03.0520-1820.3 691820	TRW Ø 180 x 32 Ø 20,64
							+ RZ / + Zub TopKit
			➡	Orga 05719→; - ABS		03.0520-2520.3 692520	TRW Ø 180 x 32 Ø 20,64
						03.0520-2620.3 692620	+ RZ / + Zub TopKit
							BDX Ø 180 x 32 Ø 20,64
							+ RZ / + Zub TopKit
1.4 D	37	07/94→10/97	➡	→ 06/97; - ABS		03.0137-0197.2 650197	TRW Ø 180 x 32 + HEB
						03.0137-0261.2 650261	BDX Ø 180 x 32
1.6	66	07/94→10/97	➡	Orga 06749→; → 06/97; + ABS		03.0137-0312.2 650312	TRW Ø 203 x 38
						03.0520-5720.3 695720	TRW Ø 203 x 39 Ø 20,64
							+ RZ / + Zub TopKit
			➡	→Orga 05718; - ABS		03.0520-1820.3 691820	TRW Ø 180 x 32 Ø 20,64
							+ RZ / + Zub TopKit
			➡	Orga 05719→; → 06/97; - ABS		03.0520-2520.3 692520	TRW Ø 180 x 32 Ø 20,64
						03.0520-2620.3 692620	+ RZ / + Zub TopKit
							BDX Ø 180 x 32 Ø 20,64
							+ RZ / + Zub TopKit
1.8	76	07/94→10/97	➡	→ 06/97; - ABS		03.0137-0197.2 650197	TRW Ø 180 x 32 + HEB
						03.0137-0261.2 650261	BDX Ø 180 x 32
			➡	Orga 06749→; → 06/97; + ABS		03.0137-0312.2 650312	TRW Ø 203 x 38
						03.0520-5720.3 695720	TRW Ø 203 x 39 Ø 20,64
							+ RZ / + Zub TopKit
1.8	82	04/96→10/97	➡	→ 06/97		03.0137-0312.2 650312	TRW Ø 203 x 38
						03.0520-5720.3 695720	TRW Ø 203 x 39 Ø 20,64
							+ RZ / + Zub TopKit
1.8 D	44	06/93→06/97	➡	- ABS		03.0137-0197.2 650197	TRW Ø 180 x 32 + HEB
						03.0137-0261.2 650261	BDX Ø 180 x 32
1.8 i	74	07/92→06/97					
			➡	Orga 06749→; + ABS		03.0137-0312.2 650312	TRW Ø 203 x 38
↓							











	kw				!#		
<b>CITROËN - ZX (N2) 03/91→07/99</b>							
<b>Bremsbackensatz</b>							
1.8 D 1.8 i	44 74	06/93→06/97 07/92→06/97	➔	Orga 06749→; + ABS		03.0520-5720.3 695720	TRW Ø 203 x 39 Ø 20,64 + RZ / + Zub TopKit
1.8 i 16V	81	01/96→06/97	➔			03.0137-0312.2 650312 03.0520-5720.3 695720	TRW Ø 203 x 38 TRW Ø 203 x 39 Ø 20,64 + RZ / + Zub TopKit
1.9 D	50	07/93→06/97	➔	06/94→; - ABS		03.0137-0197.2 650197 03.0137-0261.2 650261	TRW Ø 180 x 32 + HEB BDX Ø 180 x 32
			➔	Orga 06749→; + ABS		03.0137-0312.2 650312 03.0520-5720.3 695720	TRW Ø 203 x 38 TRW Ø 203 x 39 Ø 20,64 + RZ / + Zub TopKit
			➔	06/94→; →Orga 05718; - ABS		03.0520-1820.3 691820	TRW Ø 180 x 32 Ø 20,64 + RZ / + Zub TopKit
			➔	Orga 05719→; - ABS		03.0520-2520.3 692520 03.0520-2620.3 692620	TRW Ø 180 x 32 Ø 20,64 + RZ / + Zub TopKit BDX Ø 180 x 32 Ø 20,64 + RZ / + Zub TopKit
1.9 DT	65	07/94→10/97	➔	→ 06/97; - ABS		03.0137-0197.2 650197 03.0137-0261.2 650261 03.0520-2520.3 692520 03.0520-2620.3 692620	TRW Ø 180 x 32 + HEB BDX Ø 180 x 32 TRW Ø 180 x 32 Ø 20,64 + RZ / + Zub TopKit BDX Ø 180 x 32 Ø 20,64 + RZ / + Zub TopKit
			➔	Orga 06749→; → 06/97; + ABS		03.0137-0312.2 650312 03.0520-5720.3 695720	TRW Ø 203 x 38 TRW Ø 203 x 39 Ø 20,64 + RZ / + Zub TopKit
1.9 TD	66	07/92→06/97	➔	- ABS		03.0137-0197.2 650197 03.0137-0261.2 650261 03.0520-2520.3 692520 03.0520-2620.3 692620	TRW Ø 180 x 32 + HEB BDX Ø 180 x 32 TRW Ø 180 x 32 Ø 20,64 + RZ / + Zub TopKit BDX Ø 180 x 32 Ø 20,64 + RZ / + Zub TopKit
			➔	Orga 06749→; + ABS		03.0137-0312.2 650312 03.0520-5720.3 695720	TRW Ø 203 x 38 TRW Ø 203 x 39 Ø 20,64 + RZ / + Zub TopKit
<b>Seilzug, Feststellbremse</b>							
1.1 1.4 1.4 i 1.6 i 1.8 D 1.8 i 1.8 i 16V 1.9 1.9 D 1.9 i 1.9 TD 2.0 i 2.0 i 16V 2.0 i 16V 2.0 i 16V	44 55 55 65 44 74 81 93 47 88 66 89 110 114 120	03/91→06/97 03/91→06/97 03/91→06/97 03/91→06/97 06/93→06/97 07/92→06/97 01/96→06/97 03/91→06/97 03/91→06/97 03/91→06/97 07/92→06/97 07/92→06/97 06/94→06/97 07/92→10/97 05/96→06/97	➔	☐; →Orga 07330; Scheibenbremse ☑; →Orga 07330; Scheibenbremse ☑; →Orga 07330; Trommelbremse ☐; →Orga 07330; Trommelbremse ☐; Orga 07331→; Trommelbremse ☑; Orga 07331→; Trommelbremse		24.3727-0304.2 580304 24.3727-0305.2 580305 24.3727-0306.2 580306 24.3727-0307.2 580307 24.3727-0316.2 580316 24.3727-0317.2 580317	L= 1.612 L= 1.533 L= 1.493 L= 1.585 L= 1.582 L= 1.488
1.4 D 1.6 1.8 1.8 1.9 DT 2.0	37 66 76 82 65 90	07/94→10/97 07/94→10/97 07/94→10/97 04/96→10/97 07/94→10/97 07/94→10/97	➔	☐; →Orga 07330; Scheibenbremse ☑; →Orga 07330; Scheibenbremse ☑; →Orga 07330; Trommelbremse ☐; →Orga 07330; Trommelbremse ☐; Orga 07331→; → 06/97; Trommelbremse ☑; Orga 07331→; → 06/97; Trommelbremse		24.3727-0304.2 580304 24.3727-0305.2 580305 24.3727-0306.2 580306 24.3727-0307.2 580307 24.3727-0316.2 580316 24.3727-0317.2 580317	L= 1.612 L= 1.533 L= 1.493 L= 1.585 L= 1.582 L= 1.488
1.9 D	50	07/93→06/97	➔	☐; 06/94→; →Orga 07330; Scheibenbremse		24.3727-0304.2 580304	L= 1.612
			➔	☑; 06/94→; →Orga 07330; Scheibenbremse		24.3727-0305.2 580305	L= 1.533
			➔	☑; 06/94→; →Orga 07330; Trommelbremse		24.3727-0306.2 580306	L= 1.493
			➔	☐; 06/94→; →Orga 07330; Trommelbremse		24.3727-0307.2 580307	L= 1.585
			➔	☐; Orga 07331→; Trommelbremse		24.3727-0316.2 580316	L= 1.582
			➔	☑; Orga 07331→; Trommelbremse		24.3727-0317.2 580317	L= 1.488
↓							







	kw				!#		
<b>CITROËN - ZX (N2) 03/91→07/99</b>							
 <b>Seilzug, Feststellbremse</b>							
2.0	122	09/96→10/97	➔	<input type="checkbox"/> ; Scheibenbremse		24.3727-0304.2 580304	L= 1.612
			➔	<input checked="" type="checkbox"/> ; Scheibenbremse		24.3727-0305.2 580305	L= 1.533
			➔	<input checked="" type="checkbox"/> ; Trommelbremse		24.3727-0306.2 580306	L= 1.493
			➔	<input type="checkbox"/> ; Trommelbremse		24.3727-0307.2 580307	L= 1.585
			➔	<input type="checkbox"/> ; → 09/96; Orga 07331→; Trommelbremse		24.3727-0316.2 580316	L= 1.582
			➔	<input checked="" type="checkbox"/> ; → 09/96; Orga 07331→; Trommelbremse		24.3727-0317.2 580317	L= 1.488
<b>CITROËN - ZX Break (N2) 10/93→07/99</b>							
 <b>Radbremszylinder</b>							
1.4 i	55	10/93→10/97	➔			24.3220-1702.3 020375	BDX Ø 20,64 GG
1.5 D	42	06/96→02/98					
1.6 i	65	10/93→10/97					
1.8 D	44	10/93→10/97					
1.8 i	74	10/93→10/97					
1.8 i 16V	81	01/96→02/98					
1.9 D	47	10/93→10/97					
1.9 D	50	06/94→10/97					
1.9 TD	66	10/93→10/97					
<b>Zubehörsatz, Bremsbacken</b>							
1.4 i	55	10/93→10/97	➔			03.0137-9228.2 669228	BDX
1.5 D	42	06/96→02/98					
1.6 i	65	10/93→10/97					
1.8 D	44	10/93→10/97					
1.8 i	74	10/93→10/97					
1.8 i 16V	81	01/96→02/98					
1.9 D	47	10/93→10/97					
1.9 D	50	06/94→10/97					
1.9 TD	66	10/93→10/97					
<b>Bremstrommel</b>							
1.4 i	55	10/93→10/97	➔			24.0222-8017.1 480071	Ø 229,0 x 50,8 / 230
1.5 D	42	06/96→02/98					
1.6 i	65	10/93→10/97					
1.8 D	44	10/93→10/97					
1.8 i	74	10/93→10/97					
1.8 i 16V	81	01/96→02/98					
1.9 D	47	10/93→10/97					
1.9 D	50	06/94→10/97					
1.9 TD	66	10/93→10/97					
<b>Bremsbackensatz</b>							
1.4 i	55	10/93→10/97	➔			03.0137-0370.2 650370	BDX Ø 229 x 42 + HEB
1.6 i	65	10/93→10/97				03.0520-3220.3 693220	BDX Ø 229 x 42 Ø 20,64 + RZ / + Zub TopKit
1.8 D	44	10/93→10/97					
1.8 i	74	10/93→10/97					
1.8 i 16V	81	01/96→02/98					
1.9 D	47	10/93→10/97					
1.9 D	50	06/94→10/97					
1.9 TD	66	10/93→10/97					
1.5 D	42	06/96→02/98	➔			03.0137-0370.2 650370	BDX Ø 229 x 42 + HEB
<b>Seilzug, Feststellbremse</b>							
1.4 i	55	10/93→10/97	➔	<input type="checkbox"/> ; →Orga 07330; Scheibenbremse		24.3727-0304.2 580304	L= 1.612
1.5 D	42	06/96→02/98					
1.6 i	65	10/93→10/97	➔	<input checked="" type="checkbox"/> ; →Orga 07330; Scheibenbremse		24.3727-0305.2 580305	L= 1.533
1.8 D	44	10/93→10/97	➔	<input checked="" type="checkbox"/> ; →Orga 07330; Trommelbremse	1	24.3727-0313.2 580313	L= 1.621 L2= 1.531
1.8 i	74	10/93→10/97					
1.8 i 16V	81	01/96→02/98	➔	<input type="checkbox"/> ; Orga 07331→; Trommelbremse		24.3727-0320.2 580320	L= 1.610
1.9 D	47	10/93→10/97					
1.9 D	50	06/94→10/97	➔	<input checked="" type="checkbox"/> ; Orga 07331→; Trommelbremse		24.3727-0321.2 580321	L= 1.520
1.9 TD	66	10/93→10/97					
<b>DACIA - DOKKER 11/12→</b>							
 <b>Radbremszylinder</b>							
1.2 TCe	85	11/12→	➔			24.3222-1729.3 020526	Ø 22,2 ALU
1.5 dCi	55	11/12→					
1.5 dCi	66	11/12→					
1.6	61	11/12→					
1.6	75	04/15→					
1.6 LPG	61	11/13→					
1.6 LPG	75	04/15→					
↓							

	kw					!#			
<b>DACIA - DOKKER 11/12</b> →									
<b>Zubehörsatz, Bremsbacken</b>									
1.2 TCe	85	11/12→	→				03.0137-9228.2	669228	BDX
1.5 dCi	55	11/12→							
1.5 dCi	66	11/12→							
1.6	61	11/12→							
1.6	75	04/15→							
1.6 LPG	61	11/13→							
1.6 LPG	75	04/15→							
 <b>Bremsbackensatz</b>									
1.2 TCe	85	11/12→	→				03.0137-0496.2	650496	BDX Ø 228 x 42 + HEB
1.5 dCi	55	11/12→					03.0520-7222.3	697222	Ø 228 x 42 Ø 22,2 + RZ / + Zub TopKit
1.5 dCi	66	11/12→							
1.6	61	11/12→							
1.6	75	04/15→							
1.6 LPG	61	11/13→							
1.6 LPG	75	04/15→							
<b>DACIA - DOKKER Express 12/12</b> →									
 <b>Radbremszylinder</b>									
1.2 TCe 115	84	12/12→	→				24.3222-1729.3	020526	Ø 22,2 ALU
1.2 TCe 115	85	07/15→							
1.5 dCi	55	12/12→							
1.5 dCi	66	12/12→							
1.6	61	12/12→							
1.6	75	04/15→							
1.6 LPG	61	11/13→							
1.6 LPG	75	04/15→							
<b>Zubehörsatz, Bremsbacken</b>									
1.2 TCe 115	84	12/12→	→				03.0137-9228.2	669228	BDX
1.2 TCe 115	85	07/15→							
1.5 dCi	55	12/12→							
1.5 dCi	66	12/12→							
1.6	61	12/12→							
1.6	75	04/15→							
1.6 LPG	61	11/13→							
1.6 LPG	75	04/15→							
 <b>Bremsbackensatz</b>									
1.2 TCe 115	84	12/12→	→				03.0137-0496.2	650496	BDX Ø 228 x 42 + HEB
1.2 TCe 115	85	07/15→					03.0520-7222.3	697222	Ø 228 x 42 Ø 22,2 + RZ / + Zub TopKit
1.5 dCi	55	12/12→							
1.5 dCi	66	12/12→							
1.6	61	12/12→							
1.6	75	04/15→							
1.6 LPG	61	11/13→							
1.6 LPG	75	04/15→							
<b>DACIA - DUSTER 04/10</b> →									
 <b>Radbremszylinder</b>									
1.2 TCe 125	92	10/13→	→				24.3219-1761.3	020536	Ø 19,05 ALU
1.5 dCi	63	04/10→							
1.5 dCi	66	10/10→							
1.5 dCi	79	06/10→							
1.6 16V	77	04/10→							
1.6 16V LPG	77	04/11→							
1.6 SCe 115	84	06/15→							
1.6 SCe 115 LPG	84	06/15→							
1.2 TCe 125 4x4	92	06/15→	→	☐			24.3219-1763.3	020543	Ø 19,05 ALU
1.5 dCi 4x4	66	10/10→	→	☐			24.3219-1764.3	020544	Ø 19,05 ALU
1.5 dCi 4x4	79	06/10→							
1.5 dCi 4x4	80	08/13→							
1.5 dCi 4x4	81	10/10→							
1.6 16V 4x4	77	06/10→							
1.6 SCe 115 4x4	84	06/15→							
1.5 dCi	80	08/13→	→	09/13→			24.3219-1761.3	020536	Ø 19,05 ALU
1.5 dCi	81	08/13→							
1.6 16V Hi-Flex	77	08/10→	→	04/11→			24.3219-1761.3	020536	Ø 19,05 ALU
<b>Zubehörsatz, Bremsbacken</b>									
1.2 TCe 125	92	10/13→	→				03.0137-9228.2	669228	BDX
1.5 dCi	63	04/10→							
1.5 dCi	66	10/10→							
1.5 dCi	79	06/10→							
1.6 16V	77	04/10→							
1.6 16V LPG	77	04/11→							
1.6 SCe 115	84	06/15→							
1.6 SCe 115 LPG	84	06/15→							
↓									











	kw				!#		
<b>DACIA - DUSTER 04/10→</b>							
<b>Zubehörsatz, Bremsbacken</b>							
1.2 TCe 125 4x4	92	06/15→	➔			03.0137-9312.2 669312	
1.5 dCi 4x4	66	10/10→					
1.5 dCi 4x4	79	06/10→					
1.5 dCi 4x4	80	08/13→					
1.5 dCi 4x4	81	10/10→					
1.6 16V 4x4	77	06/10→					
1.6 SCe 115 4x4	84	06/15→					
1.5 dCi	80	08/13→	➔	09/13→		03.0137-9228.2 669228	BDX
1.5 dCi	81	08/13→					
1.6 16V Hi-Flex	77	08/10→	➔	04/11→		03.0137-9228.2 669228	BDX
<b> Bremsbackensatz</b>							
1.2 TCe 125	92	10/13→	➔			03.0137-0496.2 650496	BDX Ø 228 x 42 + HEB
1.5 dCi	63	04/10→				03.0520-7919.3 697919	Ø 228 x 42 Ø 19,05 + RZ / + Zub TopKit
1.5 dCi	66	10/10→					
1.5 dCi	79	06/10→					
1.6 16V	77	04/10→					
1.6 16V LPG	77	04/11→					
1.6 SCe 115	84	06/15→					
1.6 SCe 115 LPG	84	06/15→					
1.2 TCe 125 4x4	92	06/15→	➔			03.0137-0507.2 650507	Ø 228 x 42 + HEB
1.5 dCi 4x4	66	10/10→				03.0520-8019.3 698019	Ø 228 x 42 Ø 19,05 + RZ / + Zub TopKit
1.5 dCi 4x4	79	06/10→					
1.5 dCi 4x4	81	10/10→					
1.6 16V 4x4	77	06/10→					
1.6 SCe 115 4x4	84	06/15→					
1.5 dCi	80	08/13→	➔	09/13→		03.0137-0496.2 650496	BDX Ø 228 x 42 + HEB
1.5 dCi	81	08/13→				03.0520-7919.3 697919	Ø 228 x 42 Ø 19,05 + RZ / + Zub TopKit
1.5 dCi 4x4	80	08/13→	➔			03.0137-0507.2 650507	Ø 228 x 42 + HEB
						03.0520-7919.3 697919	Ø 228 x 42 Ø 19,05 + RZ / + Zub TopKit
						03.0520-8019.3 698019	Ø 228 x 42 Ø 19,05 + RZ / + Zub TopKit
1.6 16V Hi-Flex	77	08/10→	➔	04/11→		03.0137-0496.2 650496	BDX Ø 228 x 42 + HEB
						03.0520-7919.3 697919	Ø 228 x 42 Ø 19,05 + RZ / + Zub TopKit
<b>DACIA - DUSTER Kasten 04/11→</b>							
<b> Radbremszylinder</b>							
1.2 TCe 125 4x4	92	10/13→	➔	☐; 06/15→		24.3219-1763.3 020543	Ø 19,05 ALU
			➔	☐; 06/15→		24.3219-1764.3 020544	Ø 19,05 ALU
1.5 dCi	66	04/11→	➔			24.3219-1761.3 020536	Ø 19,05 ALU
1.6 16V Hi-Flex	77	04/11→					
1.6 SCe 115	84	06/15→					
1.5 dCi	80	04/13→	➔	09/13→		24.3219-1761.3 020536	Ø 19,05 ALU
1.5 dCi 4x4	66	04/11→	➔	☐		24.3219-1763.3 020543	Ø 19,05 ALU
1.6 16V 4x4	77	04/11→	➔	☐		24.3219-1764.3 020544	Ø 19,05 ALU
1.6 SCe 115 4x4	84	06/15→	➔	☐		24.3219-1764.3 020544	Ø 19,05 ALU
1.5 dCi 4x4	80	04/13→	➔	☐; 08/13→		24.3219-1763.3 020543	Ø 19,05 ALU
			➔	☐; 08/13→		24.3219-1764.3 020544	Ø 19,05 ALU
<b>Zubehörsatz, Bremsbacken</b>							
1.2 TCe 125 4x4	92	10/13→	➔	06/15→		03.0137-9312.2 669312	
1.5 dCi	66	04/11→	➔			03.0137-9228.2 669228	BDX
1.6 16V Hi-Flex	77	04/11→					
1.6 SCe 115	84	06/15→					
1.5 dCi	80	04/13→	➔	09/13→		03.0137-9228.2 669228	BDX
1.5 dCi 4x4	66	04/11→	➔			03.0137-9312.2 669312	
1.6 16V 4x4	77	04/11→					
1.6 SCe 115 4x4	84	06/15→					
1.5 dCi 4x4	80	04/13→	➔	08/13→		03.0137-9312.2 669312	
<b> Bremsbackensatz</b>							
1.2 TCe 125 4x4	92	10/13→	➔	06/15→		03.0137-0507.2 650507	Ø 228 x 42 + HEB
						03.0520-8019.3 698019	Ø 228 x 42 Ø 19,05 + RZ / + Zub TopKit
1.5 dCi	66	04/11→	➔			03.0137-0496.2 650496	BDX Ø 228 x 42 + HEB
1.6 16V Hi-Flex	77	04/11→				03.0520-7919.3 697919	Ø 228 x 42 Ø 19,05 + RZ / + Zub TopKit
1.6 SCe 115	84	06/15→					
1.5 dCi	80	04/13→	➔	09/13→		03.0137-0496.2 650496	BDX Ø 228 x 42 + HEB


























	kw				!#		
<b>DACIA - DUSTER Kasten 04/11→</b>							
 <b>Bremsbackensatz</b>							
1.5 dCi	80	04/13→	➔	09/13→		<b>03.0520-7919.3 697919</b>	Ø 228 x 42 Ø 19,05 + RZ / + Zub TopKit
1.5 dCi 4x4	66	04/11→	➔			<b>03.0137-0507.2 650507</b>	Ø 228 x 42 + HEB
1.6 16V 4x4	77	04/11→				<b>03.0520-8019.3 698019</b>	Ø 228 x 42 Ø 19,05 + RZ / + Zub TopKit
1.6 S Ce 115 4x4	84	06/15→					
1.5 dCi 4x4	80	04/13→	➔	08/13→		<b>03.0137-0507.2 650507</b>	Ø 228 x 42 + HEB
						<b>03.0520-7919.3 697919</b>	Ø 228 x 42 Ø 19,05 + RZ / + Zub TopKit
						<b>03.0520-8019.3 698019</b>	Ø 228 x 42 Ø 19,05 + RZ / + Zub TopKit
<b>DACIA - LODGY 03/12→</b>							
 <b>Radbremszylinder</b>							
1.2 TCe	85	03/12→	➔			<b>24.3222-1729.3 020526</b>	Ø 22,2 ALU
1.5 dCi	66	03/12→					
1.5 dCi	79	01/13→					
1.5 dCi	80	06/15→					
1.5 dCi	81	03/12→					
1.6	61	03/12→					
1.6 LPG	61	11/13→					
1.6 LPG	75	04/15→					
1.6 S Ce 115	75	06/15→					
<b>Zubehörsatz, Bremsbacken</b>							
1.2 TCe	85	03/12→	➔			<b>03.0137-9228.2 669228</b>	BDX
1.5 dCi	66	03/12→					
1.5 dCi	79	01/13→					
1.5 dCi	80	06/15→					
1.5 dCi	81	03/12→					
1.6	61	03/12→					
1.6 LPG	61	11/13→					
1.6 LPG	75	04/15→					
1.6 S Ce 115	75	06/15→					
 <b>Bremsbackensatz</b>							
1.2 TCe	85	03/12→	➔			<b>03.0137-0496.2 650496</b>	BDX Ø 228 x 42 + HEB
1.5 dCi	66	03/12→				<b>03.0520-7222.3 697222</b>	Ø 228 x 42 Ø 22,2 + RZ / + Zub TopKit
1.5 dCi	79	01/13→					
1.5 dCi	80	06/15→					
1.5 dCi	81	03/12→					
1.6	61	03/12→					
1.6 LPG	61	11/13→					
1.6 LPG	75	04/15→					
1.6 S Ce 115	75	06/15→					
<b>DACIA - LOGAN (LS_) 09/04→</b>							
 <b>Radbremszylinder</b>							
1.0 Hi-Flex (LS0R, LS1G)	56	01/11→10/12	➔	+ ABS		<b>24.3217-1711.3 020449</b>	BOS Ø 17,46 ALU
			➔	- ABS		<b>24.3219-1722.3 020426</b>	BDX Ø 19,05 GG
1.2 16V	55	02/06→	➔	+ ABS; → 04/13		<b>24.3217-1710.3 020420</b>	TRW Ø 17,78 GG
						<b>24.3217-1711.3 020449</b>	BOS Ø 17,46 ALU
1.2 16V LPG	55	02/06→					
1.4 (LSOA, LSOC, LSOE, LSOG)	55	09/04→	➔	- ABS; → 04/13		<b>24.3219-1722.3 020426</b>	BDX Ø 19,05 GG
1.4 MPI LPG (LSOC)	55	02/06→					
1.5 dCi (LS04)	65	05/10→					
1.5 dCi (LS0J, LS0Y)	48	09/05→					
1.5 dCi (LS0K)	50	01/06→					
1.5 dCi (LS0W)	63	09/07→					
1.6 (LSOB, LSOD, LSOF, LSOH)	64	09/04→					
1.6 16V (LS09, LS0L, LS0M, LS0P, LS0V, LS18, LS1S, LS1V,...)	77	02/06→					
1.6 MPI 85	62	05/10→					
1.5 dCi (LS04)	55	05/10→	➔	+ ABS; → 04/13		<b>24.3217-1711.3 020449</b>	BOS Ø 17,46 ALU
			➔	- ABS; → 04/13		<b>24.3219-1722.3 020426</b>	BDX Ø 19,05 GG
1.6 16V Flexifuel	77	07/10→	➔	01/11→; + ABS; → 04/13		<b>24.3217-1711.3 020449</b>	BOS Ø 17,46 ALU
			➔	01/11→; - ABS; → 04/13		<b>24.3219-1722.3 020426</b>	BDX Ø 19,05 GG
1.6 Bifuel	62	05/10→	➔	+ ABS; → 04/13		<b>24.3217-1710.3 020420</b>	TRW Ø 17,78 GG
			➔	- ABS; → 04/13		<b>24.3219-1722.3 020426</b>	BDX Ø 19,05 GG
↓							













	kw				!#		
<b>DACIA - LOGAN (LS_) 09/04→</b>							
<b>Zubehörsatz, Bremsbacken</b>							
1.0 Hi-Flex (LS0R, LS1G)	56	01/11→10/12	➔			03.0137-9088.2 669088 03.0137-9274.2 669274	BDX
1.2 16V	55	02/06→	➔	→ 04/13		03.0137-9088.2 669088	BDX
1.2 16V LPG	55	02/06→				03.0137-9274.2 669274	
1.4 (LSOA, LSOC, LSOE, LSOG)	55	09/04→					
1.4 MPI LPG (LS0C)	55	02/06→					
1.5 dCi (LS04)	55	05/10→					
1.5 dCi (LS04)	65	05/10→					
1.5 dCi (LS0J, LS0Y)	48	09/05→					
1.5 dCi (LS0K)	50	01/06→					
1.5 dCi (LS0W)	63	09/07→					
1.6 MPI 85	62	05/10→					
1.6 (LSOB, LSOD, LSOF, LSOH)	64	09/04→	➔	12/08→ 04/13		03.0137-9088.2 669088	BDX
1.6 16V (LS09, LS0L, LS0M, LS0P, LS0V, LS18, LS1S, LS1V,...)	77	02/06→	➔	→ 04/13		03.0137-9274.2 669274	
1.6 16V Flexifuel	77	07/10→	➔	01/11→ 04/13		03.0137-9088.2 669088 03.0137-9274.2 669274	BDX
1.6 Bifuel	62	05/10→	➔	→ 04/13		03.0137-9088.2 669088	BDX
<b>Bremstrommel</b>							
1.4 MPI LPG (LS0C)	55	02/06→	➔	→ 04/13		24.0218-0032.1 480118	Ø 180,0 x 53,5 / 181 - RLG
1.5 dCi (LS04)	65	05/10→					
1.5 dCi (LS0J, LS0Y)	48	09/05→	➔	→ 04/13; - ABS		24.0218-0732.2 480207	Ø 180,0 x 53,5 / 181 + RLG
1.5 dCi (LS0K)	50	01/06→				24.0220-3021.1 480127	Ø 203,0 x 48 / 204,5 - RLG / - ABS Ring
1.5 dCi (LS0W)	63	09/07→					
1.6 (LSOB, LSOD, LSOF, LSOH)	64	09/04→					
1.6 16V (LS09, LS0L, LS0M, LS0P, LS0V, LS18, LS1S, LS1V,...)	77	02/06→					
1.6 Bifuel	62	05/10→					
1.6 MPI 85	62	05/10→					
<b>Bremsbackensatz</b>							
1.0 Hi-Flex (LS0R, LS1G)	56	01/11→10/12	➔			03.0137-0358.2 650358 03.0137-0532.2 650532	BDX Ø 180 x 42 + HEB BOS Ø 203 x 39 + HEB
1.2 16V	55	02/06→	➔	→ 04/13		03.0137-0358.2 650358	BDX Ø 180 x 42 + HEB
1.2 16V LPG	55	02/06→				03.0137-0532.2 650532	BOS Ø 203 x 39 + HEB
1.4 (LSOA, LSOC, LSOE, LSOG)	55	09/04→	➔	+ ABS; → 04/13		03.0520-3517.3 693517	TRW Ø 203 x 39 Ø 17,78 + RZ / + Zub TopKit
1.4 MPI LPG (LS0C)	55	02/06→				03.0520-5017.3 695017	Ø 203 x 39 Ø 17,46 + RZ / + Zub TopKit
1.5 dCi (LS04)	65	05/10→					
1.5 dCi (LS0J, LS0Y)	48	09/05→					
1.5 dCi (LS0K)	50	01/06→	➔	- ABS; → 04/13		03.0520-4719.3 694719	BDX Ø 180 x 42 Ø 19,05 + RZ / + Zub TopKit
1.5 dCi (LS0W)	63	09/07→					
1.6 MPI 85	62	05/10→					
1.5 dCi (LS04)	55	05/10→	➔	→ 04/13		03.0137-0358.2 650358 03.0137-0532.2 650532	BDX Ø 180 x 42 + HEB BOS Ø 203 x 39 + HEB
			➔	- ABS; → 04/13		03.0520-4719.3 694719	BDX Ø 180 x 42 Ø 19,05 + RZ / + Zub TopKit
			➔	+ ABS; → 04/13		03.0520-5017.3 695017	Ø 203 x 39 Ø 17,46 + RZ / + Zub TopKit
1.6 (LSOB, LSOD, LSOF, LSOH)	64	09/04→	➔	12/08→ 04/13		03.0137-0358.2 650358	BDX Ø 180 x 42 + HEB
1.6 16V (LS09, LS0L, LS0M, LS0P, LS0V, LS18, LS1S, LS1V,...)	77	02/06→	➔	→ 04/13		03.0137-0532.2 650532	BOS Ø 203 x 39 + HEB
			➔	+ ABS; → 04/13		03.0520-3517.3 693517	TRW Ø 203 x 39 Ø 17,78 + RZ / + Zub TopKit
			➔	- ABS; → 04/13		03.0520-5017.3 695017	Ø 203 x 39 Ø 17,46 + RZ / + Zub TopKit
			➔	- ABS; → 04/13		03.0520-4719.3 694719	BDX Ø 180 x 42 Ø 19,05 + RZ / + Zub TopKit
1.6 16V Flexifuel	77	07/10→	➔	01/11→ 04/13		03.0137-0358.2 650358 03.0137-0532.2 650532	BDX Ø 180 x 42 + HEB BOS Ø 203 x 39 + HEB
			➔	01/11→; - ABS; → 04/13		03.0520-4719.3 694719	BDX Ø 180 x 42 Ø 19,05 + RZ / + Zub TopKit
			➔	01/11→; + ABS; → 04/13		03.0520-5017.3 695017	Ø 203 x 39 Ø 17,46 + RZ / + Zub TopKit
1.6 Bifuel	62	05/10→	➔	→ 04/13		03.0137-0358.2 650358	BDX Ø 180 x 42 + HEB
			➔	+ ABS; → 04/13		03.0520-3517.3 693517	TRW Ø 203 x 39 Ø 17,78 + RZ / + Zub TopKit
↓							











	kw				!#		
<b>DACIA - LOGAN (LS_) 09/04→</b>							
 <b>Bremsbackensatz</b>							
1.6 Bifuel	62	05/10→	➔	- ABS; → 04/13		03.0520-4719.3 694719	BDX Ø 180 x 42 Ø 19,05 + RZ / + Zub TopKit
 <b>Seilzug, Feststellbremse</b>							
1.0 Hi-Flex (LS0R, LS1G)	56	01/11→10/12	➔	⏴; + ABS; Trommelbremse	2	24.3727-1073.2 581073	L= 1.680
1.2 16V	55	02/06→	➔	⏴; + ABS; → 04/13; Trommelbremse	2	24.3727-1073.2 581073	L= 1.680
1.2 16V LPG	55	02/06→					
1.4 (LSOA, LSOC, LSOE, LSOG)	55	09/04→					
1.4 MPI LPG (LSOC)	55	02/06→					
1.5 dCi (LS04)	55	05/10→					
1.5 dCi (LS04)	65	05/10→					
1.5 dCi (LS0J, LS0Y)	48	09/05→					
1.5 dCi (LS0K)	50	01/06→					
1.5 dCi (LS0W)	63	09/07→					
1.6 (LSOB, LSOD, LSOF, LSOH)	64	09/04→					
1.6 16V (LS09, LS0L, LS0M, LS0P, LS0V, LS18, LS1S, LS1V,...)	77	02/06→					
1.6 Bifuel	62	05/10→					
1.6 MPI 85	62	05/10→					
1.6 16V Flexifuel	77	07/10→	➔	⏴; 01/11→; + ABS; → 04/13; Trommelbremse	2	24.3727-1073.2 581073	L= 1.680
<b>DACIA - LOGAN II 10/12→</b>							
 <b>Radbremszylinder</b>							
1.0 SCe 75	54	01/17→	➔		2	24.3217-1711.3 020449	BOS Ø 17,46 ALU
1.2	54	05/15→				24.3217-1711.3 020449	BOS Ø 17,46 ALU
			➔			24.3219-1761.3 020536	Ø 19,05 ALU
1.2	55	10/12→		11/12→		24.3217-1711.3 020449	BOS Ø 17,46 ALU
			➔	11/12→		24.3219-1761.3 020536	Ø 19,05 ALU
1.2 LPG	55	10/12→	➔	11/12→		24.3219-1761.3 020536	Ø 19,05 ALU
1.5 dCi	55	10/12→		11/12→		24.3217-1711.3 020449	BOS Ø 17,46 ALU
1.5 dCi	66	10/12→					
TCe 90	66	10/12→					
1.5 dCi	63	01/13→	➔			24.3219-1761.3 020536	Ø 19,05 ALU
1.6 16V	77	01/13→					
TCe 90 LPG	66	09/15→					
<b>Zubehörsatz, Bremsbacken</b>							
1.0 SCe 75	54	01/17→	➔			03.0137-9274.2 669274	
1.2	54	05/15→					
1.2	55	10/12→	➔	11/12→		03.0137-9274.2 669274	
1.2 LPG	55	10/12→					
1.5 dCi	55	10/12→					
1.5 dCi	66	10/12→					
TCe 90	66	10/12→					
1.5 dCi	63	01/13→	➔			03.0137-9228.2 669228	BDX
1.6 16V	77	01/13→				03.0137-9274.2 669274	
TCe 90 LPG	66	09/15→	➔			03.0137-9228.2 669228	BDX
 <b>Bremsbackensatz</b>							
1.0 SCe 75	54	01/17→	➔			03.0137-0532.2 650532	BOS Ø 203 x 39 + HEB
1.2	54	05/15→				03.0137-0532.2 650532	BOS Ø 203 x 39 + HEB
			➔			03.0520-5017.3 695017	Ø 203 x 39 Ø 17,46 + RZ / + Zub TopKit
			➔	+ ABS		03.0520-7919.3 697919	Ø 228 x 42 Ø 19,05 + RZ / + Zub TopKit
1.2	55	10/12→	➔	11/12→		03.0137-0532.2 650532	BOS Ø 203 x 39 + HEB
1.5 dCi	55	10/12→				03.0520-5017.3 695017	Ø 203 x 39 Ø 17,46 + RZ / + Zub TopKit
1.5 dCi	66	10/12→					
TCe 90	66	10/12→	➔	11/12→; + ABS		03.0520-7919.3 697919	Ø 228 x 42 Ø 19,05 + RZ / + Zub TopKit
1.2 LPG	55	10/12→		11/12→		03.0137-0532.2 650532	BOS Ø 203 x 39 + HEB
			➔			03.0520-5017.3 695017	Ø 203 x 39 Ø 17,46 + RZ / + Zub TopKit
1.5 dCi	63	01/13→	➔			03.0137-0496.2 650496	BDX Ø 228 x 42 + HEB
1.6 16V	77	01/13→				03.0137-0532.2 650532	BOS Ø 203 x 39 + HEB
↓							












	kw					!#		
<b>DACIA - LOGAN II 10/12→</b>								
 <b>Bremsbackensatz</b>								
1.5 dCi 1.6 16V	63 77	01/13→ 01/13→	→	+ ABS			<b>03.0520-7919.3 697919</b>	Ø 228 x 42 Ø 19,05 + RZ / + Zub TopKit
TCe 90 LPG	66	09/15→	→				<b>03.0137-0496.2 650496</b> <b>03.0520-5017.3 695017</b>	BDX Ø 228 x 42 + HEB Ø 203 x 39 Ø 17,46 + RZ / + Zub TopKit
 <b>Seilzug, Feststellbremse</b>								
1.0 SCe 75 1.2 1.5 dCi 1.6 16V	54 54 63 77	01/17→ 05/15→ 01/13→ 01/13→	→	↓; Trommelbremse	2		<b>24.3727-1073.2 581073</b>	L= 1.680
1.2 1.5 dCi 1.5 dCi TCe 90	55 55 66 66	10/12→ 10/12→ 10/12→ 10/12→	→	↓; 11/12→; Trommelbremse	2		<b>24.3727-1073.2 581073</b>	L= 1.680
<b>DACIA - LOGAN EXPRESS (FS_) 03/09→</b>								
 <b>Radbremszylinder</b>								
1.4 1.5 dCi (FS0K)	55 50	03/09→ 03/09→	→	- ABS; → 06/13			<b>24.3219-1761.3 020536</b>	Ø 19,05 ALU
			→	+ ABS; → 06/13			<b>24.3222-1729.3 020526</b>	Ø 22,2 ALU
1.5 dCi 1.5 dCi 1.5 dCi (FS0W) 1.6 1.6 MPI 85	55 65 63 64 62	05/10→ 05/10→ 03/09→ 03/09→ 05/10→	→	→ 06/13			<b>24.3222-1729.3 020526</b>	Ø 22,2 ALU
<b>Zubehörsatz, Bremsbacken</b>								
1.4 1.5 dCi 1.5 dCi 1.5 dCi (FS0K) 1.5 dCi (FS0W) 1.6 1.6 MPI 85	55 55 65 50 63 64 62	03/09→ 05/10→ 05/10→ 03/09→ 03/09→ 03/09→ 05/10→	→	→ 06/13			<b>03.0137-9228.2 669228</b>	BDX
 <b>Bremsbackensatz</b>								
1.4 1.5 dCi 1.5 dCi 1.5 dCi (FS0K) 1.5 dCi (FS0W) 1.6 1.6 MPI 85	55 55 65 50 63 64 62	03/09→ 05/10→ 05/10→ 03/09→ 03/09→ 03/09→ 05/10→	→	→ 06/13			<b>03.0137-0496.2 650496</b>	BDX Ø 228 x 42 + HEB
			→	→ 06/13; + ABS			<b>03.0520-7222.3 697222</b>	Ø 228 x 42 Ø 22,2 + RZ / + Zub TopKit
							<b>03.0520-7919.3 697919</b>	Ø 228 x 42 Ø 19,05 + RZ / + Zub TopKit
 <b>Seilzug, Feststellbremse</b>								
1.4 1.5 dCi 1.5 dCi 1.5 dCi (FS0K) 1.5 dCi (FS0W) 1.6 MPI 85	55 55 65 50 63 62	03/09→ 05/10→ 05/10→ 03/09→ 03/09→ 05/10→	→	↓; → 06/13; Trommelbremse	2		<b>24.3727-1074.2 581074</b>	L= 1.993
1.6	64	03/09→	→	↓; → 06/13; Trommelbremse	2		<b>24.3727-1073.2 581073</b>	L= 1.680
<b>DACIA - LOGAN MCV (KS_) 02/07→</b>								
 <b>Radbremszylinder</b>								
1.4 1.5 dCi (KS04) 1.5 dCi (KS04) 1.5 dCi (KS0K) 1.5 dCi (KS0W) 1.6 1.6 16V (KS0L, KS0M, KS0P, KS1S) 1.6 16V Hi-Flex 1.6 Bifuel 1.6 Bifuel 1.6 MPI 85	55 55 65 50 63 64 77 77 62 64 62	02/07→ 05/10→ 05/10→ 02/07→ 09/07→ 02/07→ 02/07→ 11/09→ 05/10→ 11/08→ 05/10→	→	→ 04/13; - ABS			<b>24.3219-1761.3 020536</b>	Ø 19,05 ALU
			→	→ 04/13; + ABS			<b>24.3222-1729.3 020526</b>	Ø 22,2 ALU
<b>Zubehörsatz, Bremsbacken</b>								
1.4 1.5 dCi (KS04) 1.5 dCi (KS04) 1.5 dCi (KS0K) 1.5 dCi (KS0W) 1.6 ↓	55 55 65 50 63 64	02/07→ 05/10→ 05/10→ 02/07→ 09/07→ 02/07→	→	→ 04/13			<b>03.0137-9228.2 669228</b>	BDX


















	kw				!#		
<b>DACIA - LOGAN MCV (KS_) 02/07→</b>							
<b>Zubehörsatz, Bremsbacken</b>							
1.6 16V (KS0L, KS0M, KS0P, KS1S)	77	02/07→	➔	→ 04/13		03.0137-9228.2 669228	BDX
1.6 16V Hi-Flex	77	11/09→					
1.6 Bifuel	62	05/10→					
1.6 Bifuel	64	11/08→					
<b> Bremsbackensatz</b>							
1.4	55	02/07→	➔	→ 04/13		03.0137-0496.2 650496	BDX Ø 228 x 42 + HEB
1.5 dCi (KS04)	55	05/10→					
1.5 dCi (KS04)	65	05/10→	➔	+ ABS; → 04/13		03.0520-7222.3 697222	Ø 228 x 42 Ø 22,2 + RZ / + Zub TopKit
1.5 dCi (KS0W)	63	09/07→					
1.6	64	02/07→					
1.6 16V (KS0L, KS0M, KS0P, KS1S)	77	02/07→				03.0520-7919.3 697919	Ø 228 x 42 Ø 19,05 + RZ / + Zub TopKit
1.6 16V Hi-Flex	77	11/09→					
1.6 Bifuel	64	11/08→					
1.5 dCi (KS0K)	50	02/07→	➔	→ 04/13		03.0137-0496.2 650496	BDX Ø 228 x 42 + HEB
			➔	04/08→; + ABS; → 04/13		03.0520-7222.3 697222	Ø 228 x 42 Ø 22,2 + RZ / + Zub TopKit
						03.0520-7919.3 697919	Ø 228 x 42 Ø 19,05 + RZ / + Zub TopKit
1.6 Bifuel	62	05/10→	➔	→ 04/13		03.0137-0496.2 650496	BDX Ø 228 x 42 + HEB
			➔	+ ABS; → 04/13		03.0520-7222.3 697222	Ø 228 x 42 Ø 22,2 + RZ / + Zub TopKit
			➔	- ABS; → 04/13		03.0520-7919.3 697919	Ø 228 x 42 Ø 19,05 + RZ / + Zub TopKit
1.6 MPI 85	62	05/10→	➔	→ 04/13		03.0137-0532.2 650532	BOS Ø 203 x 39 + HEB
			➔	+ ABS		03.0520-7222.3 697222	Ø 228 x 42 Ø 22,2 + RZ / + Zub TopKit
						03.0520-7919.3 697919	Ø 228 x 42 Ø 19,05 + RZ / + Zub TopKit
<b> Seilzug, Feststellbremse</b>							
1.4	55	02/07→	➔	↓; → 04/13; Trommelbremse	2	24.3727-1074.2 581074	L= 1.993
1.5 dCi (KS04)	55	05/10→					
1.5 dCi (KS04)	65	05/10→					
1.5 dCi (KS0K)	50	02/07→					
1.5 dCi (KS0W)	63	09/07→					
1.6 Bifuel	62	05/10→					
1.6 Bifuel	64	11/08→					
1.6 MPI 85	62	05/10→					
1.6	64	02/07→	➔	↓; → 04/13; Trommelbremse	2	24.3727-1073.2 581073	L= 1.680
1.6 16V (KS0L, KS0M, KS0P, KS1S)	77	02/07→					
1.6 16V Hi-Flex	77	11/09→					
<b>DACIA - LOGAN MCV II 02/13→</b>							
<b> Radbremszylinder</b>							
1.0 SCe 75	54	12/16→	➔			24.3219-1761.3 020536	Ø 19,05 ALU
1.2	54	05/15→					
1.2	55	02/13→					
1.2 LPG	55	02/13→					
1.5 dCi	55	02/13→					
1.5 dCi	63	02/13→					
1.5 dCi	66	02/13→					
1.6	62	06/13→					
TCe 90	66	02/13→					
TCe 90 LPG	66	09/15→					
<b>Zubehörsatz, Bremsbacken</b>							
1.0 SCe 75	54	12/16→	➔			03.0137-9228.2 669228	BDX
1.6	62	06/13→					
TCe 90 LPG	66	09/15→					
1.2	54	05/15→	➔			03.0137-9228.2 669228	BDX
1.2	55	02/13→				03.0137-9274.2 669274	
1.2 LPG	55	02/13→					
1.5 dCi	55	02/13→					
1.5 dCi	63	02/13→					
1.5 dCi	66	02/13→					
TCe 90	66	02/13→					
<b> Bremsbackensatz</b>							
1.0 SCe 75	54	12/16→	➔			03.0137-0496.2 650496	BDX Ø 228 x 42 + HEB
1.6	62	06/13→				03.0520-5017.3 695017	Ø 203 x 39 Ø 17,46 + RZ / + Zub TopKit
TCe 90 LPG	66	09/15→					
↓							















	kw				!#		
<b>DACIA - LOGAN MCV II 02/13→</b>							
 <b>Bremsbackensatz</b>							
1.0 SCe 75 1.6 TCe 90 LPG	54 62 66	12/16→ 06/13→ 09/15→	➔	+ ABS		03.0520-7919.3 697919	Ø 228 x 42 Ø 19,05 + RZ / + Zub TopKit
1.2 1.2 1.2 LPG 1.5 dCi 1.5 dCi 1.5 dCi TCe 90	54 55 55 55 63 66 66	05/15→ 02/13→ 02/13→ 02/13→ 02/13→ 02/13→ 02/13→	➔			03.0137-0496.2 650496 03.0137-0532.2 650532 03.0520-5017.3 695017 03.0520-7919.3 697919	BDX Ø 228 x 42 + HEB BOS Ø 203 x 39 + HEB Ø 203 x 39 Ø 17,46 + RZ / + Zub TopKit Ø 228 x 42 Ø 19,05 + RZ / + Zub TopKit
 <b>Seilzug, Feststellbremse</b>							
1.5 dCi	63	02/13→	➔	⬇; Trommelbremse	2	24.3727-1073.2 581073	L= 1.680
<b>DACIA - LOGAN Pick-up (US_) 03/08→</b>							
 <b>Radbremszylinder</b>							
1.4 1.5 dCi 1.5 dCi 1.5 dCi (US0K) 1.5 dCi (US0W) 1.6 1.6 Bifuel 1.6 MPI 85	55 55 65 50 63 64 62 62	01/09→ 05/10→ 05/10→ 03/08→ 03/08→ 03/08→ 05/10→ 05/10→	➔	→ 06/13		24.3222-1729.3 020526	Ø 22,2 ALU
1.5 dCi (US00, US0J, US0Y) 1.6 16V (US1Y)	48 77	04/08→12/12 01/10→08/13	➔			24.3222-1729.3 020526	Ø 22,2 ALU
<b>Zubehörsatz, Bremsbacken</b>							
1.4 1.5 dCi 1.5 dCi 1.5 dCi (US0K) 1.5 dCi (US0W) 1.6 1.6 Bifuel 1.6 MPI 85	55 55 65 50 63 64 62 62	01/09→ 05/10→ 05/10→ 03/08→ 03/08→ 03/08→ 05/10→ 05/10→	➔	→ 06/13		03.0137-9228.2 669228	BDX
1.5 dCi (US00, US0J, US0Y) 1.6 16V (US1Y)	48 77	04/08→12/12 01/10→08/13	➔			03.0137-9228.2 669228	BDX
 <b>Bremsbackensatz</b>							
1.4 1.5 dCi 1.5 dCi 1.5 dCi (US0K) 1.5 dCi (US0W) 1.6 1.6 Bifuel 1.6 MPI 85	55 55 65 50 63 64 62 62	01/09→ 05/10→ 05/10→ 03/08→ 03/08→ 03/08→ 05/10→ 05/10→	➔	→ 06/13		03.0137-0496.2 650496 03.0520-7222.3 697222	BDX Ø 228 x 42 + HEB Ø 228 x 42 Ø 22,2 + RZ / + Zub TopKit
1.5 dCi (US00, US0J, US0Y) 1.6 16V (US1Y)	48 77	04/08→12/12 01/10→08/13	➔			03.0137-0496.2 650496 03.0520-7222.3 697222	BDX Ø 228 x 42 + HEB Ø 228 x 42 Ø 22,2 + RZ / + Zub TopKit
 <b>Seilzug, Feststellbremse</b>							
1.4 1.5 dCi 1.5 dCi 1.5 dCi (US0K) 1.5 dCi (US0W) 1.6 1.6 Bifuel 1.6 MPI 85	55 55 65 50 63 64 62 62	01/09→ 05/10→ 05/10→ 03/08→ 03/08→ 03/08→ 05/10→ 05/10→	➔	⬇; → 06/13; Trommelbremse	2	24.3727-1074.2 581074	L= 1.993
1.5 dCi (US00, US0J, US0Y) 1.6 16V (US1Y)	48 77	04/08→12/12 01/10→08/13	➔	⬇; Trommelbremse	2	24.3727-1074.2 581074	L= 1.993
<b>DACIA - SANDERO 06/08→</b>							
 <b>Radbremszylinder</b>							
1.0 Hi-Flex	56	01/11→12/12	➔			24.3217-1711.3 020449	BOS Ø 17,46 ALU
			➔			24.3219-1722.3 020426	BDX Ø 19,05 GG
1.2 16V 1.2 16V LPG 1.4 1.4 MPI LPG 1.5 dCi	55 55 55 53 50	11/08→ 11/08→ 06/08→ 01/09→ 11/08→	➔	→ 02/13		24.3217-1710.3 020420 24.3217-1711.3 020449 24.3219-1722.3 020426	TRW Ø 17,78 GG BOS Ø 17,46 ALU BDX Ø 19,05 GG































	kw				!#		
<b>DACIA - SANDERO 06/08</b> →							
 <b>Radbremszylinder</b>							
1.5 dCi	55	05/10 →	➡	→ 02/13		24.3217-1710.3 020420	TRW Ø 17,78 GG
1.5 dCi	65	05/10 →				24.3217-1711.3 020449	BOS Ø 17,46 ALU
1.6	64	06/08 →					
1.6 MPI 85	62	05/10 →	➡	→ 02/13		24.3219-1722.3 020426	BDX Ø 19,05 GG
1.5 dCi	48	11/08 →	➡	→ 02/13		24.3217-1711.3 020449	BOS Ø 17,46 ALU
1.5 dCi	63	11/08 →	➡	→ 02/13		24.3217-1710.3 020420	TRW Ø 17,78 GG
						24.3217-1711.3 020449	BOS Ø 17,46 ALU
			➡	→ 02/13		24.3219-1722.3 020426	BDX Ø 19,05 GG
			➡	→ 02/13		24.3222-1729.3 020526	Ø 22,2 ALU
1.6 16V	77	07/11 →	➡	→ 02/13		24.3217-1710.3 020420	TRW Ø 17,78 GG
1.6 16V Bifuel	77	01/11 →				24.3217-1711.3 020449	BOS Ø 17,46 ALU
1.6 Hi-Flex (BS1H)	64	06/08 → 12/12	➡			24.3217-1711.3 020449	BOS Ø 17,46 ALU
1.6 LPG	62	05/10 → 10/12					
1.6 LPG (BS03)	60	01/11 → 12/12	➡	→ 10/12		24.3217-1711.3 020449	BOS Ø 17,46 ALU
<b>Zubehörsatz, Bremsbacken</b>							
1.0 Hi-Flex	56	01/11 → 12/12	➡			03.0137-9088.2 669088	BDX
1.6 LPG	62	05/10 → 10/12				03.0137-9274.2 669274	
1.2 16V	55	11/08 →	➡	→ 02/13		03.0137-9088.2 669088	BDX
1.2 16V LPG	55	11/08 →				03.0137-9158.2 669158	TRW
1.4	55	06/08 →					
1.4 MPI LPG	53	01/09 →				03.0137-9274.2 669274	
1.5 dCi	50	11/08 →					
1.5 dCi	55	05/10 →					
1.5 dCi	65	05/10 →					
1.6	64	06/08 →					
1.6 MPI 85	62	05/10 →					
1.5 dCi	48	11/08 →	➡	→ 02/13		03.0137-9274.2 669274	
1.5 dCi	63	11/08 →	➡	→ 02/13		03.0137-9088.2 669088	BDX
						03.0137-9228.2 669228	BDX
1.6 16V	77	07/11 →	➡	→ 02/13		03.0137-9158.2 669158	TRW
1.6 16V Bifuel	77	01/11 →				03.0137-9274.2 669274	
1.6 Hi-Flex (BS1H)	64	06/08 → 12/12	➡			03.0137-9274.2 669274	
1.6 LPG (BS03)	60	01/11 → 12/12	➡	→ 10/12		03.0137-9088.2 669088	BDX
						03.0137-9274.2 669274	
 <b>Bremsbackensatz</b>							
1.0 Hi-Flex	56	01/11 → 12/12	➡	Br.trommeldurchm.innen [Zoll]: 7		03.0137-0358.2 650358	BDX Ø 180 x 42 + HEB
1.6 LPG	62	05/10 → 10/12	➡			03.0137-0532.2 650532	BOS Ø 203 x 39 + HEB
1.2 16V	55	11/08 →	➡	→ 02/13;		03.0137-0312.2 650312	TRW Ø 203 x 38
1.2 16V LPG	55	11/08 →		Br.trommeldurchm.innen [Zoll]: 8		03.0520-3517.3 693517	TRW Ø 203 x 39 Ø 17,78 + RZ / + Zub TopKit
1.4	55	06/08 →					
1.5 dCi	50	11/08 →	➡	→ 02/13;		03.0137-0358.2 650358	BDX Ø 180 x 42 + HEB
1.5 dCi	55	05/10 →		Br.trommeldurchm.innen [Zoll]: 7		03.0520-4719.3 694719	BDX Ø 180 x 42 Ø 19,05 + RZ / + Zub TopKit
1.5 dCi	65	05/10 →					
1.6	64	06/08 →					
1.6 MPI 85	62	05/10 →	➡	→ 02/13		03.0137-0532.2 650532	BOS Ø 203 x 39 + HEB
						03.0520-5017.3 695017	Ø 203 x 39 Ø 17,46 + RZ / + Zub TopKit
1.4 MPI LPG	53	01/09 →	➡	→ 02/13;		03.0137-0312.2 650312	TRW Ø 203 x 38
				Br.trommeldurchm.innen [Zoll]: 8		03.0520-3517.3 693517	TRW Ø 203 x 39 Ø 17,78 + RZ / + Zub TopKit
			➡	→ 02/13		03.0137-0358.2 650358	BDX Ø 180 x 42 + HEB
			➡	→ 02/13		03.0137-0532.2 650532	BOS Ø 203 x 39 + HEB
						03.0520-5017.3 695017	Ø 203 x 39 Ø 17,46 + RZ / + Zub TopKit
			➡	→ 02/13;		03.0520-4719.3 694719	BDX Ø 180 x 42 Ø 19,05 + RZ / + Zub TopKit
1.5 dCi	48	11/08 →	➡	→ 02/13		03.0137-0532.2 650532	BOS Ø 203 x 39 + HEB
						03.0520-5017.3 695017	Ø 203 x 39 Ø 17,46 + RZ / + Zub TopKit
1.5 dCi	63	11/08 →	➡	→ 02/13;		03.0137-0358.2 650358	BDX Ø 180 x 42 + HEB
				Br.trommeldurchm.innen [Zoll]: 7		03.0520-4719.3 694719	BDX Ø 180 x 42 Ø 19,05 + RZ / + Zub TopKit
			➡	→ 02/13		03.0137-0496.2 650496	BDX Ø 228 x 42 + HEB
						03.0520-7222.3 697222	Ø 228 x 42 Ø 22,2 + RZ / + Zub TopKit
↓							

	kw				!#		
<b>DACIA - SANDERO 06/08→</b>							
 <b>Bremsbackensatz</b>							
1.5 dCi	63	11/08→	➔	→ 02/13; Br.trommeldurchm.innen [Zoll]: 8		<b>03.0520-3517.3 693517</b>	TRW Ø 203 x 39 Ø 17,78 + RZ / + Zub TopKit
			➔	→ 02/13		<b>03.0520-5017.3 695017</b>	Ø 203 x 39 Ø 17,46 + RZ / + Zub TopKit
1.6 16V 1.6 16V Bifuel	77 77	07/11→ 01/11→	➔	→ 02/13; Br.trommeldurchm.innen [Zoll]: 8		<b>03.0137-0312.2 650312</b> <b>03.0520-3517.3 693517</b>	TRW Ø 203 x 38 TRW Ø 203 x 39 Ø 17,78 + RZ / + Zub TopKit
			➔	→ 02/13		<b>03.0137-0532.2 650532</b> <b>03.0520-5017.3 695017</b>	BOS Ø 203 x 39 + HEB Ø 203 x 39 Ø 17,46 + RZ / + Zub TopKit
1.6 Hi-Flex (BS1H)	64	06/08→12/12	➔			<b>03.0137-0532.2 650532</b>	BOS Ø 203 x 39 + HEB
1.6 LPG (BS03)	60	01/11→12/12	➔	→ 10/12; Br.trommeldurchm.innen [Zoll]: 7		<b>03.0137-0358.2 650358</b>	BDX Ø 180 x 42 + HEB
			➔	→ 10/12		<b>03.0137-0532.2 650532</b>	BOS Ø 203 x 39 + HEB
 <b>Seilzug, Feststellbremse</b>							
1.5 dCi	63	11/08→	➔	⬇; → 02/13; Trommelbremse	2	<b>24.3727-1074.2 581074</b>	L= 1.993
<b>DACIA - SANDERO II 10/12→</b>							
 <b>Radbremsszylinder</b>							
1.0 SCe 75 1.2 1.5 dCi 1.6 TCe 90 LPG	54 54 63 61 66	12/16→ 05/15→ 01/13→ 11/12→ 09/15→	➔			<b>24.3217-1711.3 020449</b> <b>24.3219-1761.3 020536</b>	BOS Ø 17,46 ALU Ø 19,05 ALU
1.2 1.2 LPG 1.5 dCi 1.5 dCi TCe 90	55 55 55 66 66	10/12→ 10/12→ 10/12→ 10/12→ 10/12→	➔	11/12→		<b>24.3217-1711.3 020449</b> <b>24.3219-1761.3 020536</b>	BOS Ø 17,46 ALU Ø 19,05 ALU
<b>Zubehörsatz, Bremsbacken</b>							
1.0 SCe 75 1.2 1.5 dCi 1.6 TCe 90 LPG	54 54 63 61 66	12/16→ 05/15→ 01/13→ 11/12→ 09/15→	➔			<b>03.0137-9228.2 669228</b> <b>03.0137-9274.2 669274</b>	BDX
1.2 1.2 LPG 1.5 dCi 1.5 dCi TCe 90	55 55 55 66 66	10/12→ 10/12→ 10/12→ 10/12→ 10/12→	➔	11/12→		<b>03.0137-9228.2 669228</b> <b>03.0137-9274.2 669274</b>	BDX
 <b>Bremsbackensatz</b>							
1.0 SCe 75 1.2 1.5 dCi 1.6 TCe 90 LPG	54 54 63 61 66	12/16→ 05/15→ 01/13→ 11/12→ 09/15→	➔			<b>03.0137-0496.2 650496</b> <b>03.0137-0532.2 650532</b> <b>03.0520-5017.3 695017</b> <b>03.0520-7919.3 697919</b>	BDX Ø 228 x 42 + HEB BOS Ø 203 x 39 + HEB Ø 203 x 39 Ø 17,46 + RZ / + Zub TopKit Ø 228 x 42 Ø 19,05 + RZ / + Zub TopKit
1.2 1.2 LPG 1.5 dCi 1.5 dCi TCe 90	55 55 55 66 66	10/12→ 10/12→ 10/12→ 10/12→ 10/12→	➔	11/12→		<b>03.0137-0496.2 650496</b> <b>03.0137-0532.2 650532</b> <b>03.0520-5017.3 695017</b> <b>03.0520-7919.3 697919</b>	BDX Ø 228 x 42 + HEB BOS Ø 203 x 39 + HEB Ø 203 x 39 Ø 17,46 + RZ / + Zub TopKit Ø 228 x 42 Ø 19,05 + RZ / + Zub TopKit
 <b>Seilzug, Feststellbremse</b>							
1.0 SCe 75 1.2 1.5 dCi 1.6 TCe 90 LPG	54 54 63 61 66	12/16→ 05/15→ 01/13→ 11/12→ 09/15→	➔	⬇; Trommelbremse	2	<b>24.3727-1094.2 581094</b>	L= 1.657
1.2 1.2 LPG 1.5 dCi 1.5 dCi TCe 90	55 55 55 66 66	10/12→ 10/12→ 10/12→ 10/12→ 10/12→	➔	⬇; 11/12→; Trommelbremse	2	<b>24.3727-1094.2 581094</b>	L= 1.657















	kw				!#		
<b>DAEWOO - ARANOS 01/95→11/97</b>							
 <b>Radbremszylinder</b>							
1.8	70	01/95→11/97	➔			24.3219-1767.3 020552	Ø 19,05 GG
<b>Zubehörsatz, Bremsbacken</b>							
1.8	70	01/95→11/97	➔			03.0137-9167.2 669167	
 <b>Bremstrommel</b>							
1.8	70	01/95→11/97	➔			24.0220-0036.1 480149	Ø 200,0 x 52,5 / 201 - RLG / - ABS Ring
 <b>Bremsbackensatz</b>							
1.8	70	01/95→11/97	➔			03.0137-0267.2 650267	Ø 200 x 46 + HEB
<b>DAEWOO - CIELO 06/94→12/07</b>							
<b>Zubehörsatz, Bremsbacken</b>							
1.5	66	06/94→07/98	➔			03.0137-9167.2 669167	
 <b>Bremstrommel</b>							
1.5	66	06/94→07/98	➔			24.0220-0001.2 480013	Ø 200,0 x 53,5 / 201,3
 <b>Bremsbackensatz</b>							
1.5	66	06/94→07/98	➔			03.0137-0267.2 650267	Ø 200 x 46 + HEB
<b>DAEWOO - ESPERO (KLEJ) 10/91→09/99</b>							
 <b>Radbremszylinder</b>							
1.5 1.8	55 66	10/97→08/99 02/95→09/99	➔	→ 06/99		24.3219-1767.3 020552	Ø 19,05 GG
1.5 16V 1.8 2.0	66 70 77	02/95→06/99 02/95→06/99 02/95→06/99	➔			24.3219-1767.3 020552	Ø 19,05 GG
<b>Zubehörsatz, Bremsbacken</b>							
1.5 1.8	55 66	10/97→08/99 02/95→09/99	➔	→ 06/99		03.0137-9167.2 669167	
1.5 16V 1.8 2.0	66 70 77	02/95→06/99 02/95→06/99 02/95→06/99	➔			03.0137-9167.2 669167	
 <b>Bremstrommel</b>							
1.5 1.8	55 66	10/97→08/99 02/95→09/99	➔	→ 06/99		24.0220-0001.2 480013	Ø 200,0 x 53,5 / 201,3
1.5 16V 1.8 2.0	66 70 77	02/95→06/99 02/95→06/99 02/95→06/99	➔			24.0220-0001.2 480013	Ø 200,0 x 53,5 / 201,3
 <b>Bremsbackensatz</b>							
1.5 1.8	55 66	10/97→08/99 02/95→09/99	➔	→ 06/99		03.0137-0267.2 650267	Ø 200 x 46 + HEB
						03.0520-4019.3 694019	DEL Ø 200 x 46 Ø 19,05 + RZ / + Zub TopKit
1.5 16V 1.8 2.0	66 70 77	02/95→06/99 02/95→06/99 02/95→06/99	➔			03.0137-0267.2 650267	Ø 200 x 46 + HEB
						03.0520-4019.3 694019	DEL Ø 200 x 46 Ø 19,05 + RZ / + Zub TopKit
<b>DAEWOO - EVANDA (KLAL) 08/02→</b>							
 <b>Bremsbackensatz, Feststellbremse</b>							
2.0	96	08/02→	➔	→ 02/05		03.0137-3036.2 653036	Ø 168 x 26 + HEB
<b>DAEWOO - GENTRA Stufenheck 06/13→</b>							
 <b>Bremsbackensatz, Feststellbremse</b>							
1.5	79	06/13→				03.0137-3036.2 653036	Ø 168 x 26 + HEB
<b>DAEWOO - KALOS (KLAS) 09/02→</b>							
 <b>Radbremszylinder</b>							
1.2 1.4 1.4 16V	53 61 69	04/03→ 09/02→ 04/03→	➔	→ 02/05		24.3219-1767.3 020552	Ø 19,05 GG
1.5	62	11/02→12/04	➔			24.3219-1767.3 020552	Ø 19,05 GG
1.6 ↓	78	02/03→	➔		2	24.3219-1767.3 020552	Ø 19,05 GG



















	kw				!#			
<b>DAEWOO - KALOS (KLAS) 09/02→</b>								
<b>Zubehörsatz, Bremsbacken</b>								
1.2	53	04/03→	➔	→ 02/05		03.0137-9167.2	669167	
1.4	61	09/02→						
1.4 16V	69	04/03→						
1.5	62	11/02→12/04	➔			03.0137-9167.2	669167	
1.6	78	02/03→						
<b> Bremsbackensatz</b>								
1.2	53	04/03→	➔	→ 02/05		03.0137-0472.2	650472	Ø 200 x 36 + HEB
1.4	61	09/02→				03.0520-6619.3	696619	Ø 200 x 36 Ø 19,05 + RZ / + Zub TopKit
1.4 16V	69	04/03→						
1.5	62	11/02→12/04	➔			03.0137-0472.2	650472	Ø 200 x 36 + HEB
1.6	78	02/03→				03.0520-6619.3	696619	Ø 200 x 36 Ø 19,05 + RZ / + Zub TopKit
<b>DAEWOO - KALOS Stufenheck (KLAS) 11/02→12/04</b>								
<b> Radbremszylinder</b>								
1.4	61	11/02→12/04	➔			24.3219-1767.3	020552	Ø 19,05 GG
1.4	69	05/03→12/04						
1.5	62	11/02→12/04						
<b>Zubehörsatz, Bremsbacken</b>								
1.4	61	11/02→12/04	➔			03.0137-9167.2	669167	
1.4	69	05/03→12/04						
1.5	62	11/02→12/04						
<b> Bremsbackensatz</b>								
1.4	61	11/02→12/04	➔			03.0137-0472.2	650472	Ø 200 x 36 + HEB
1.4	69	05/03→12/04				03.0520-6619.3	696619	Ø 200 x 36 Ø 19,05 + RZ / + Zub TopKit
1.5	62	11/02→12/04						
<b>DAEWOO - LACETTI Schrägheck (KLAN) 02/02→</b>								
<b> Bremsbackensatz, Feststellbremse</b>								
1.4	69	06/02→12/04				03.0137-3036.2	653036	Ø 168 x 26 + HEB
1.4	70	02/04→		→ 02/05		03.0137-3036.2	653036	Ø 168 x 26 + HEB
1.6	80	02/04→						
1.8	90	02/04→						
<b>DAEWOO - LACETTI Stufenheck 06/99→07/03</b>								
<b> Bremsbackensatz, Feststellbremse</b>								
1.6	78	06/99→07/03		06/02→		03.0137-3036.2	653036	Ø 168 x 26 + HEB
<b>DAEWOO - LANOS (KLAT) 04/97→</b>								
<b> Radbremszylinder</b>								
1.3	55	05/97→	➔	→ 447433		03.3217-3512.3	020032	Lucas Ø 17,46 GG
1.5	63	05/97→	➔	447434→; → 12/02		24.3219-1767.3	020552	Ø 19,05 GG
1.5	73	10/97→06/99	➔	→ 447433		03.3217-3512.3	020032	Lucas Ø 17,46 GG
			➔	447434→		24.3219-1767.3	020552	Ø 19,05 GG
1.6 16V	78	05/97→	➔	→ 447433		24.3219-1767.3	020552	Ø 19,05 GG
			➔	447434→; → 12/02		24.3220-1719.3	020448	Ø 20,64 ALU
<b>Zubehörsatz, Bremsbacken</b>								
1.3	55	05/97→	➔	→ 12/02		03.0137-9167.2	669167	
1.5	63	05/97→						
1.6 16V	78	05/97→						
1.5	73	10/97→06/99	➔			03.0137-9167.2	669167	
<b> Bremstrommel</b>								
1.3	55	05/97→	➔	→ 12/02; + ABS		24.0220-0001.2	480013	Ø 200,0 x 53,5 / 201,3
1.5	63	05/97→	➔	→ 12/02; - ABS		24.0220-0036.1	480149	Ø 200,0 x 52,5 / 201 - RLG / - ABS Ring
1.6 16V	78	05/97→						
1.5	73	10/97→06/99	➔	+ ABS		24.0220-0001.2	480013	Ø 200,0 x 53,5 / 201,3
			➔	- ABS		24.0220-0036.1	480149	Ø 200,0 x 52,5 / 201 - RLG / - ABS Ring
<b> Bremsbackensatz</b>								
1.3	55	05/97→	➔	→ 12/02		03.0137-0267.2	650267	Ø 200 x 46 + HEB
1.5	63	05/97→						
↓								



















	kw				!#		
<b>DAEWOO - LANOS (KLAT) 04/97→</b>							
 <b>Bremsbackensatz</b>							
1.3 1.5	55 63	05/97→ 05/97→	➔	→ 447433		03.0520-3717.3 693717	Ø 200 x 46 Ø 17,46 + RZ / + Zub TopKit
			➔	447434→; → 12/02		03.0520-4019.3 694019	DEL Ø 200 x 46 Ø 19,05 + RZ / + Zub TopKit
1.5	73	10/97→06/99	➔			03.0137-0267.2 650267	Ø 200 x 46 + HEB
			➔	→ 447433		03.0520-3717.3 693717	Ø 200 x 46 Ø 17,46 + RZ / + Zub TopKit
			➔	447434→		03.0520-4019.3 694019	DEL Ø 200 x 46 Ø 19,05 + RZ / + Zub TopKit
1.6 16V	78	05/97→	➔	→ 12/02		03.0137-0267.2 650267	Ø 200 x 46 + HEB
			➔	→ 447433		03.0520-4019.3 694019	DEL Ø 200 x 46 Ø 19,05 + RZ / + Zub TopKit
			➔	447434→; → 12/02		03.0520-8320.3 698320	TRW Ø 200 x 46 Ø 20,64 + RZ / + Zub TopKit
 <b>Seilzug, Feststellbremse</b>							
1.3 1.5 1.6 16V	55 63 78	05/97→ 05/97→ 05/97→	➔	☐; → 12/02; Trommelbremse		24.3727-2900.2 582900	L= 1.655
			➔	☐; → 12/02; Trommelbremse		24.3727-2901.2 582901	L= 1.587
1.5	73	10/97→06/99	➔	☐; Trommelbremse		24.3727-2900.2 582900	L= 1.655
			➔	☐; Trommelbremse		24.3727-2901.2 582901	L= 1.587
<b>DAEWOO - LANOS Stufenheck (KLAT) 02/97→</b>							
 <b>Radbremszylinder</b>							
1.3 1.5	55 63	05/97→ 05/97→	➔	→ 447433		03.3217-3512.3 020032	Lucas Ø 17,46 GG
			➔	447434→; → 12/02		24.3219-1767.3 020552	Ø 19,05 GG
1.5	73	10/97→06/99	➔	→ 447433		03.3217-3512.3 020032	Lucas Ø 17,46 GG
			➔	447434→		24.3219-1767.3 020552	Ø 19,05 GG
1.6 16V	78	02/97→	➔	05/97→; → 447433		24.3219-1767.3 020552	Ø 19,05 GG
			➔	447434→; → 12/02		24.3220-1719.3 020448	Ø 20,64 ALU
<b>Zubehörsatz, Bremsbacken</b>							
1.3 1.5	55 63	05/97→ 05/97→	➔	→ 12/02		03.0137-9167.2 669167	
1.5	73	10/97→06/99	➔			03.0137-9167.2 669167	
1.6 16V	78	02/97→	➔	05/97→ 12/02		03.0137-9167.2 669167	
 <b>Bremstrommel</b>							
1.3 1.5	55 63	05/97→ 05/97→	➔	→ 12/02; + ABS		24.0220-0001.2 480013	Ø 200,0 x 53,5 / 201,3
			➔	→ 12/02; - ABS		24.0220-0036.1 480149	Ø 200,0 x 52,5 / 201 - RLG / - ABS Ring
1.5	73	10/97→06/99	➔	+ ABS		24.0220-0001.2 480013	Ø 200,0 x 53,5 / 201,3
			➔	- ABS		24.0220-0036.1 480149	Ø 200,0 x 52,5 / 201 - RLG / - ABS Ring
1.6 16V	78	02/97→	➔	05/97→ 12/02; + ABS		24.0220-0001.2 480013	Ø 200,0 x 53,5 / 201,3
			➔	05/97→ 12/02; - ABS		24.0220-0036.1 480149	Ø 200,0 x 52,5 / 201 - RLG / - ABS Ring
 <b>Bremsbackensatz</b>							
1.3 1.5	55 63	05/97→ 05/97→	➔	→ 12/02		03.0137-0267.2 650267	Ø 200 x 46 + HEB
			➔	→ 447433		03.0520-3717.3 693717	Ø 200 x 46 Ø 17,46 + RZ / + Zub TopKit
			➔	447434→; → 12/02		03.0520-4019.3 694019	DEL Ø 200 x 46 Ø 19,05 + RZ / + Zub TopKit
1.5	73	10/97→06/99	➔			03.0137-0267.2 650267	Ø 200 x 46 + HEB
			➔	→ 447433		03.0520-3717.3 693717	Ø 200 x 46 Ø 17,46 + RZ / + Zub TopKit
			➔	447434→		03.0520-4019.3 694019	DEL Ø 200 x 46 Ø 19,05 + RZ / + Zub TopKit
1.6 16V	78	02/97→	➔	05/97→ 12/02		03.0137-0267.2 650267	Ø 200 x 46 + HEB
			➔	05/97→; → 447433		03.0520-4019.3 694019	DEL Ø 200 x 46 Ø 19,05 + RZ / + Zub TopKit
			➔	447434→; → 12/02		03.0520-8320.3 698320	TRW Ø 200 x 46 Ø 20,64 + RZ / + Zub TopKit

















	kw				!#		
<b>DAEWOO - LANOS Stufenheck (KLAT) 02/97→</b>							
 <b>Seilzug, Feststellbremse</b>							
1.3 1.5	55 63	05/97→ 05/97→	➡	☐; → 12/02; Trommelbremse		24.3727-2900.2 582900	L= 1.655
			➡	☐; → 12/02; Trommelbremse		24.3727-2901.2 582901	L= 1.587
1.5	73	10/97→06/99	➡	☐; Trommelbremse		24.3727-2900.2 582900	L= 1.655
			➡	☐; Trommelbremse		24.3727-2901.2 582901	L= 1.587
1.6 16V	78	02/97→	➡	☐; 05/97→ 12/02; Trommelbremse		24.3727-2900.2 582900	L= 1.655
			➡	☐; 05/97→ 12/02; Trommelbremse		24.3727-2901.2 582901	L= 1.587
<b>DAEWOO - MATIZ (M100, M150) 09/98→</b>							
 <b>Radbremsszylinder</b>							
0.8 1.0	38 47	09/98→ 01/03→	➡	→ 02/05		24.3217-1712.3 020475	Ø 17,46 GG
1.0	46	04/03→12/04	➡			24.3217-1712.3 020475	Ø 17,46 GG
<b>Zubehörsatz, Bremsbacken</b>							
0.8 1.0	38 47	09/98→ 01/03→	➡	→ 02/05		03.0137-9260.2 669260	
1.0	46	04/03→12/04	➡			03.0137-9260.2 669260	
 <b>Bremstrommel</b>							
0.8 1.0	38 47	09/98→ 01/03→	➡	→ 02/05		24.0218-0035.1 480146	Ø 180,0 x 40 / 182 - RLG / - ABS Ring
1.0	46	04/03→12/04	➡			24.0218-0035.1 480146	Ø 180,0 x 40 / 182 - RLG / - ABS Ring
 <b>Bremsbackensatz</b>							
0.8 1.0	38 47	09/98→ 01/03→	➡	→ 02/05		03.0137-0363.2 650363	Ø 180 x 31 + HEB
						03.0520-4017.3 694017	Ø 180 x 31 Ø 17,46 + RZ / + Zub TopKit
1.0	46	04/03→12/04	➡			03.0137-0363.2 650363	Ø 180 x 31 + HEB
 <b>Seilzug, Feststellbremse</b>							
0.8 1.0	38 47	09/98→ 01/03→	➡	☐; → 02/05; Trommelbremse	1	24.3727-2902.2 582902	L= 2.825
1.0	46	04/03→12/04	➡	☐; für Linkslenker; Trommelbremse	1	24.3727-2902.2 582902	L= 2.825
<b>DAEWOO - MATIZ (M200, M250) 01/05→06/10</b>							
 <b>Radbremsszylinder</b>							
0.8	38	01/05→06/10	➡			24.3217-1712.3 020475	Ø 17,46 GG
<b>Zubehörsatz, Bremsbacken</b>							
0.8	38	01/05→06/10	➡			03.0137-9260.2 669260	
 <b>Bremsbackensatz</b>							
0.8	38	01/05→06/10	➡			03.0137-0363.2 650363	Ø 180 x 31 + HEB
<b>DAEWOO - MATIZ Kasten (KLA4) 08/98→08/02</b>							
 <b>Radbremsszylinder</b>							
0.8	38	08/98→08/02	➡			24.3217-1712.3 020475	Ø 17,46 GG
<b>Zubehörsatz, Bremsbacken</b>							
0.8	38	08/98→08/02	➡			03.0137-9260.2 669260	
 <b>Bremstrommel</b>							
0.8	38	08/98→08/02	➡			24.0218-0035.1 480146	Ø 180,0 x 40 / 182 - RLG / - ABS Ring
 <b>Bremsbackensatz</b>							
0.8	38	08/98→08/02	➡			03.0137-0363.2 650363	Ø 180 x 31 + HEB
						03.0520-4017.3 694017	Ø 180 x 31 Ø 17,46 + RZ / + Zub TopKit
 <b>Seilzug, Feststellbremse</b>							
0.8	38	08/98→08/02	➡	☐; Trommelbremse	1	24.3727-2902.2 582902	L= 2.825






































	kw				!#		
<b>DAEWOO - NEXIA 02/95→08/97</b>							
 <b>Radbremszylinder</b>							
1.5 (08, 68)	44	08/96→08/97	➔			<b>03.3217-3512.3 020032</b>	Lucas Ø 17,46 GG
1.5 (08, 68)	52	02/95→08/97					
1.5 (08, 68)	55	02/95→08/97					
1.5 16V (08, 68)	66	02/95→08/97	➔			<b>24.3219-1767.3 020552</b>	Ø 19,05 GG
<b>Zubehörsatz, Bremsbacken</b>							
1.5 (08, 68)	44	08/96→08/97	➔			<b>03.0137-9167.2 669167</b>	
1.5 (08, 68)	52	02/95→08/97					
1.5 (08, 68)	55	02/95→08/97					
1.5 16V (08, 68)	66	02/95→08/97					
 <b>Bremstrommel</b>							
1.5 (08, 68)	44	08/96→08/97	➔			<b>24.0220-0001.2 480013</b>	Ø 200,0 x 53,5 / 201,3
1.5 (08, 68)	52	02/95→08/97					
1.5 (08, 68)	55	02/95→08/97					
1.5 16V (08, 68)	66	02/95→08/97					
 <b>Bremsbackensatz</b>							
1.5 (08, 68)	44	08/96→08/97	➔			<b>03.0137-0267.2 650267</b>	Ø 200 x 46 + HEB
1.5 (08, 68)	52	02/95→08/97				<b>03.0520-3717.3 693717</b>	Ø 200 x 46 Ø 17,46 + RZ / + Zub TopKit
1.5 (08, 68)	55	02/95→08/97					
1.5 16V (08, 68)	66	02/95→08/97	➔			<b>03.0137-0267.2 650267</b> <b>03.0520-4019.3 694019</b>	Ø 200 x 46 + HEB DEL Ø 200 x 46 Ø 19,05 + RZ / + Zub TopKit
 <b>Seilzug, Feststellbremse</b>							
1.5 (08, 68)	44	08/96→08/97	➔	⚠; Trommelbremse	1	<b>24.3727-0730.2 580730</b>	L= 1.272 L2= 1.676 + Zub
1.5 (08, 68)	52	02/95→08/97					
1.5 (08, 68)	55	02/95→08/97					
1.5 16V (08, 68)	66	02/95→08/97					
<b>DAEWOO - NEXIA Stufenheck 02/95→06/08</b>							
 <b>Radbremszylinder</b>							
1.5 (19)	44	08/96→08/97	➔			<b>03.3217-3512.3 020032</b>	Lucas Ø 17,46 GG
1.5 (19)	52	02/95→08/97					
1.5 (19)	55	02/95→08/97					
1.5 16V (19)	66	02/95→08/97	➔			<b>24.3219-1767.3 020552</b>	Ø 19,05 GG
1.8 (19)	74	02/95→06/08	➔	10/95→		<b>24.3219-1767.3 020552</b>	Ø 19,05 GG
<b>Zubehörsatz, Bremsbacken</b>							
1.5 (19)	44	08/96→08/97	➔			<b>03.0137-9167.2 669167</b>	
1.5 (19)	52	02/95→08/97					
1.5 (19)	55	02/95→08/97					
1.5 16V (19)	66	02/95→08/97					
1.8 (19)	74	02/95→06/08	➔	10/95→		<b>03.0137-9167.2 669167</b>	
 <b>Bremstrommel</b>							
1.5 (19)	44	08/96→08/97	➔			<b>24.0220-0001.2 480013</b>	Ø 200,0 x 53,5 / 201,3
1.5 (19)	52	02/95→08/97					
1.5 (19)	55	02/95→08/97					
1.5 16V (19)	66	02/95→08/97					
1.8 (19)	74	02/95→06/08	➔	10/95→		<b>24.0220-0001.2 480013</b>	Ø 200,0 x 53,5 / 201,3
 <b>Bremsbackensatz</b>							
1.5 (19)	44	08/96→08/97	➔			<b>03.0137-0267.2 650267</b>	Ø 200 x 46 + HEB
1.5 (19)	52	02/95→08/97				<b>03.0520-3717.3 693717</b>	Ø 200 x 46 Ø 17,46 + RZ / + Zub TopKit
1.5 (19)	55	02/95→08/97					
1.5 16V (19)	66	02/95→08/97	➔			<b>03.0137-0267.2 650267</b> <b>03.0520-4019.3 694019</b>	Ø 200 x 46 + HEB DEL Ø 200 x 46 Ø 19,05 + RZ / + Zub TopKit
1.8 (19)	74	02/95→06/08	➔	10/95→		<b>03.0137-0267.2 650267</b> <b>03.0520-4019.3 694019</b>	Ø 200 x 46 + HEB DEL Ø 200 x 46 Ø 19,05 + RZ / + Zub TopKit
 <b>Seilzug, Feststellbremse</b>							
1.5 (19)	44	08/96→08/97	➔	⚠; Trommelbremse	1	<b>24.3727-0730.2 580730</b>	L= 1.272 L2= 1.676 + Zub
1.5 (19)	52	02/95→08/97					
1.5 (19)	55	02/95→08/97					
1.5 16V (19)	66	02/95→08/97					
1.8 (19)	74	02/95→06/08	➔	⚠; 10/95→; Trommelbremse	1	<b>24.3727-0730.2 580730</b>	L= 1.272 L2= 1.676 + Zub

	kw				!#		
<b>DAEWOO - NUBIRA (J100) 04/97→</b>							
 <b>Radbremszylinder</b>							
1.6 16V	78	05/97→07/02	➡	06/97→ 05/99		24.3220-1719.3 020448	Ø 20,64 ALU
2.0 CDX	93	08/02→07/03	➡	Brems-/Fahrdyn. Artikelbezug: - ABS		24.3220-1719.3 020448	Ø 20,64 ALU
<b>Zubehörsatz, Bremsbacken</b>							
1.6 16V	78	05/97→07/02		06/97→ 05/99		03.0137-9167.2 669167	
2.0 CDX	93	08/02→07/03	➡	→ 12/02; Brems-/Fahrdyn. Artikelbezug: - ABS		03.0137-9167.2 669167	
 <b>Bremstrommel</b>							
1.6 16V	78	05/97→07/02	➡	06/97→ 05/99		24.0220-0001.2 480013	Ø 200,0 x 53,5 / 201,3
2.0 CDX	93	08/02→07/03	➡	→ 12/02; Brems-/Fahrdyn. Artikelbezug: - ABS		24.0220-0001.2 480013	Ø 200,0 x 53,5 / 201,3
 <b>Bremsbackensatz</b>							
1.6 16V	78	05/97→07/02	➡	06/97→ 05/99		03.0137-0267.2 650267 03.0520-8320.3 698320	Ø 200 x 46 + HEB TRW Ø 200 x 46 Ø 20,64 + RZ / + Zub TopKit
2.0 CDX	93	08/02→07/03	➡	→ 12/02; Brems-/Fahrdyn. Artikelbezug: - ABS		03.0137-0267.2 650267	Ø 200 x 46 + HEB
			➡	→ 12/02; - ABS		03.0520-8320.3 698320	TRW Ø 200 x 46 Ø 20,64 + RZ / + Zub TopKit
 <b>Bremsbackensatz, Feststellbremse</b>							
2.0 CDX	93	08/02→07/03				03.0137-3036.2 653036	Ø 168 x 26 + HEB
<b>DAEWOO - NUBIRA (J150) 06/99→07/03</b>							
 <b>Radbremszylinder</b>							
1.6 16V	78	06/99→07/02	➡			24.3220-1719.3 020448	Ø 20,64 ALU
<b>Zubehörsatz, Bremsbacken</b>							
1.6 16V	78	06/99→07/02	➡	- ABS		03.0137-9167.2 669167	
 <b>Bremstrommel</b>							
1.6 16V	78	06/99→07/02	➡	- ABS		24.0220-0001.2 480013	Ø 200,0 x 53,5 / 201,3
 <b>Bremsbackensatz</b>							
1.6 16V	78	06/99→07/02	➡	- ABS		03.0137-0267.2 650267	Ø 200 x 46 + HEB
 <b>Bremsbackensatz, Feststellbremse</b>							
1.6 16V	78	06/99→07/02	➡			03.0137-3036.2 653036	Ø 168 x 26 + HEB
<b>DAEWOO - NUBIRA Stufenheck (J100) 04/97→</b>							
 <b>Radbremszylinder</b>							
1.6 16V	76	07/00→	➡	→ 02/05; - ABS		24.3220-1719.3 020448	Ø 20,64 ALU
1.6 16V	78	05/97→	➡	06/97→ 05/99		24.3220-1719.3 020448	Ø 20,64 ALU
<b>Zubehörsatz, Bremsbacken</b>							
1.6 16V	76	07/00→	➡	→ 02/05; - ABS		03.0137-9167.2 669167	
1.6 16V	78	05/97→		06/97→ 05/99		03.0137-9167.2 669167	
 <b>Bremstrommel</b>							
1.6 16V	76	07/00→	➡	→ 02/05; - ABS		24.0220-0001.2 480013	Ø 200,0 x 53,5 / 201,3
1.6 16V	78	05/97→	➡	06/97→ 05/99		24.0220-0001.2 480013	Ø 200,0 x 53,5 / 201,3
 <b>Bremsbackensatz</b>							
1.6 16V	76	07/00→	➡	→ 02/05; - ABS		03.0137-0267.2 650267 03.0520-8320.3 698320	Ø 200 x 46 + HEB TRW Ø 200 x 46 Ø 20,64 + RZ / + Zub TopKit
1.6 16V	78	05/97→	➡	06/97→ 05/99		03.0137-0267.2 650267 03.0520-8320.3 698320	Ø 200 x 46 + HEB TRW Ø 200 x 46 Ø 20,64 + RZ / + Zub TopKit
 <b>Bremsbackensatz, Feststellbremse</b>							
1.6 16V	76	07/00→		→ 02/05		03.0137-3036.2 653036	Ø 168 x 26 + HEB
















	kw					#		
<b>DAEWOO - NUBIRA Stufenheck (J200) 07/03→</b>								
 <b>Bremsbackensatz, Feststellbremse</b>								
1.4	69	10/03→12/04					03.0137-3036.2 653036	Ø 168 x 26 + HEB
1.6	80	07/03→		08/03→ 02/05			03.0137-3036.2 653036	Ø 168 x 26 + HEB
1.8	90	07/03→						
<b>DAEWOO - NUBIRA Wagon (J100) 04/97→</b>								
 <b>Radbremszylinder</b>								
1.6 16V	66	06/97→	➡	→ 05/99			24.3220-1719.3 020448	Ø 20,64 ALU
1.6 16V	76	12/00→	➡	→ 02/05; - ABS			24.3220-1719.3 020448	Ø 20,64 ALU
1.6 16V	78	05/97→	➡	06/97→ 05/99			24.3220-1719.3 020448	Ø 20,64 ALU
<b>Zubehörsatz, Bremsbacken</b>								
1.6 16V	66	06/97→		→ 05/99			03.0137-9167.2 669167	
1.6 16V	76	12/00→	➡	→ 02/05; - ABS			03.0137-9167.2 669167	
1.6 16V	78	05/97→		06/97→ 05/99			03.0137-9167.2 669167	
 <b>Bremstrommel</b>								
1.6 16V	66	06/97→	➡	→ 05/99			24.0220-0001.2 480013	Ø 200,0 x 53,5 / 201,3
1.6 16V	76	12/00→	➡	→ 02/05; - ABS			24.0220-0001.2 480013	Ø 200,0 x 53,5 / 201,3
1.6 16V	78	05/97→	➡	06/97→ 05/99			24.0220-0001.2 480013	Ø 200,0 x 53,5 / 201,3
 <b>Bremsbackensatz</b>								
1.6 16V	66	06/97→	➡	→ 05/99			03.0137-0267.2 650267 03.0520-8320.3 698320	Ø 200 x 46 + HEB TRW Ø 200 x 46 Ø 20,64 + RZ / + Zub TopKit
1.6 16V	76	12/00→	➡	→ 02/05; - ABS			03.0137-0267.2 650267 03.0520-8320.3 698320	Ø 200 x 46 + HEB TRW Ø 200 x 46 Ø 20,64 + RZ / + Zub TopKit
1.6 16V	78	05/97→	➡	06/97→ 05/99			03.0137-0267.2 650267 03.0520-8320.3 698320	Ø 200 x 46 + HEB TRW Ø 200 x 46 Ø 20,64 + RZ / + Zub TopKit
 <b>Bremsbackensatz, Feststellbremse</b>								
1.6 16V	76	12/00→		→ 02/05			03.0137-3036.2 653036	Ø 168 x 26 + HEB
<b>DAEWOO - NUBIRA Wagon (J200) 07/03→</b>								
 <b>Bremsbackensatz, Feststellbremse</b>								
1.6	80	07/03→		08/03→ 02/05			03.0137-3036.2 653036	Ø 168 x 26 + HEB
1.8	90	07/03→						
<b>DAEWOO - RACER Schrägheck 01/86→12/97</b>								
 <b>Radbremszylinder</b>								
1.5	52	03/95→12/97	➡	→ 08/97			03.3217-3512.3 020032	Lucas Ø 17,46 GG
<b>Zubehörsatz, Bremsbacken</b>								
1.5	52	03/95→12/97	➡	→ 08/97			03.0137-9167.2 669167	
 <b>Bremstrommel</b>								
1.5	52	03/95→12/97	➡	→ 08/97			24.0220-0001.2 480013	Ø 200,0 x 53,5 / 201,3
 <b>Bremsbackensatz</b>								
1.5	52	03/95→12/97	➡	→ 08/97			03.0137-0267.2 650267 03.0520-3717.3 693717	Ø 200 x 46 + HEB Ø 200 x 46 Ø 17,46 + RZ / + Zub TopKit
 <b>Seilzug, Feststellbremse</b>								
1.5	52	03/95→12/97	➡	⬇; → 08/97; Trommelbremse	1		24.3727-0730.2 580730	L= 1.272 L2= 1.676 + Zub
<b>DAEWOO - REZZO (U100) 06/00→</b>								
 <b>Radbremszylinder</b>								
1.6	77	09/00→	➡	→ 08/05			24.3220-1747.3 020583	Ø 20,64 GG
1.8	67	09/00→						
1.8	72	09/00→						
1.8	74	09/00→						
2.0	94	09/00→						
↓								














	kw				!#		
<b>DAEWOO - REZZO (U100) 06/00→</b>							
 <b>Radbremszylinder</b>							
1.6 SX 2.0	66 89	08/01→12/04 09/01→12/04	➔			24.3220-1747.3 020583	Ø 20,64 GG
<b>DAEWOO - TOSCA 02/06→</b>							
 <b>Bremsbackensatz, Feststellbremse</b>							
2.0 XT 2.5 Executive	105 115	02/06→ 02/06→		→ 12/10		03.0137-3036.2 653036	Ø 168 x 26 + HEB
<b>DAIHATSU - APPLAUSE I Schrägheck (A101, A111) 06/89→07/97</b>							
<b>Zubehörsatz, Bremsbacken</b>							
1.6 16V (A101) 1.6 16V (A101)	66 77	06/89→07/97 06/89→07/97	➔	- ABS		03.0137-9271.2 669271	
1.6 16V 4WD (A111)	77	06/89→07/97	➔			03.0137-9271.2 669271	
 <b>Bremsbackensatz</b>							
1.6 16V (A101) 1.6 16V (A101)	66 77	06/89→07/97 06/89→07/97	➔	- ABS		03.0137-0315.2 650315	Ø 200 x 32
1.6 16V 4WD (A111)	77	06/89→07/97	➔			03.0137-0315.2 650315	Ø 200 x 32
<b>DAIHATSU - APPLAUSE II Schrägheck (A101) 07/97→05/00</b>							
<b>Zubehörsatz, Bremsbacken</b>							
1.6 16V (A101)	73	07/97→05/00	➔			03.0137-9271.2 669271	
 <b>Bremsbackensatz</b>							
1.6 16V (A101)	73	07/97→05/00	➔			03.0137-0315.2 650315	Ø 200 x 32
<b>DAIHATSU - CHARADE 05/11→</b>							
 <b>Radbremszylinder</b>							
1.33 16V	73	05/11→	➔	→ 01/13		24.3220-1728.3 020509	Ø 20,64 ALU
<b>Zubehörsatz, Bremsbacken</b>							
1.33 16V	73	05/11→	➔	→ 01/13		03.0137-9280.2 669280	
 <b>Bremsbackensatz</b>							
1.33 16V	73	05/11→	➔	→ 01/13		03.0137-0502.2 650502	Ø 203 x 38 + HEB
 <b>Seilzug, Feststellbremse</b>							
1.33 16V	73	05/11→	➔	<input type="checkbox"/> ; → 01/13; Trommelbremse		24.3727-1937.2 581937	L= 1.555
			➔	<input type="checkbox"/> ; → 01/13; Trommelbremse		24.3727-1938.2 581938	L= 1.600
<b>DAIHATSU - CHARADE IV (G200, G202) 01/93→09/00</b>							
<b>Zubehörsatz, Bremsbacken</b>							
1.3 1.3 16V 1.3 i 16V 1.5 i 16V	44 55 62 66	09/96→11/99 05/96→11/99 01/93→09/00 01/97→11/99	➔	- ABS		03.0137-9126.2 669126	
 <b>Bremsbackensatz</b>							
1.3 1.3 16V 1.3 i 16V 1.5 i 16V	44 55 62 66	09/96→11/99 05/96→11/99 01/93→09/00 01/97→11/99	➔	- ABS		03.0137-0186.2 650186	Ø 180 x 28
<b>DAIHATSU - CHARADE IV Stufenheck (G203) 03/93→01/01</b>							
<b>Zubehörsatz, Bremsbacken</b>							
1.5 16V 1.5 i 16V	55 66	10/94→01/01 06/94→11/99	➔	→ 11/99; - ABS 08/94→; - ABS		03.0137-9126.2 669126	
 <b>Bremsbackensatz</b>							
1.5 16V 1.5 i 16V	55 66	10/94→01/01 06/94→11/99	➔	→ 11/99; - ABS 08/94→; - ABS		03.0137-0186.2 650186	Ø 180 x 28
<b>DAIHATSU - COPEN (L880_, L881_) 03/02→09/12</b>							
 <b>Radbremszylinder</b>							
0.7 ↓	47	09/03→09/12	➔	→ 07/12		24.3217-1732.3 020558	Ø 17,46 ALU













	kw				!#		
<b>DAIHATSU - COPEN (L880_, L881_) 03/02→09/12</b>							
 <b>Radbremszylinder</b>							
1.3	64	03/06→09/12	➡	→ 07/12		24.3217-1732.3 020558	Ø 17,46 ALU
0.7 (L880)	50	09/03→12/07	➡			24.3217-1732.3 020558	Ø 17,46 ALU
 <b>Bremsbackensatz</b>							
0.7	47	09/03→09/12	➡	10/05→ 07/12		03.0137-0406.2 650406	Ø 180 x 38 - HEB
			➡	→ 09/05		03.0137-0406.2 650406	Ø 180 x 38 - HEB
0.7 (L880)	50	09/03→12/07	➡	10/05→		03.0137-0406.2 650406	Ø 180 x 38 - HEB
			➡	→ 09/05		03.0137-0406.2 650406	Ø 180 x 38 - HEB
1.3	64	03/06→09/12	➡	→ 07/12		03.0137-0406.2 650406	Ø 180 x 38 - HEB
<b>DAIHATSU - CUORE IV (L501) 08/94→12/99</b>							
 <b>Bremsbackensatz</b>							
0.7 4WD	48	10/97→05/99	➡			03.0137-0404.2 650404	Ø 165 x 28 - HEB
0.8	31	11/96→10/98					
0.8	32	01/95→08/98	➡	→ 10/96		03.0137-0404.2 650404	Ø 165 x 28 - HEB
<b>DAIHATSU - CUORE V (L7_) 10/98→05/03</b>							
 <b>Radbremszylinder</b>							
1.0	40	11/98→09/00	➡	+ ABS		24.3217-1732.3 020558	Ø 17,46 ALU
1.0 i (L701)	41	10/98→05/03					
1.0 DVVT	43	10/00→02/03	➡	10/02→ 12/02; - ABS		24.3217-1724.3 020523	Ø 17,46 ALU
			➡	→ 09/02; + ABS		24.3217-1732.3 020558	Ø 17,46 ALU
			➡	10/02→ 12/02; + ABS		24.3217-1732.3 020558	Ø 17,46 ALU
 <b>Bremstrommel</b>							
1.0	40	11/98→09/00	➡	- ABS		24.0216-5004.2 480183	Ø 165,0 x 33,5 / 166 - RLG / - ABS Ring / mit Radbe- festigungsbolzen
1.0 i (L701)	41	10/98→05/03					
 <b>Bremsbackensatz</b>							
1.0	40	11/98→09/00	➡	→ 09/99; - ABS		03.0137-0404.2 650404	Ø 165 x 28 - HEB
			➡	10/99→; + ABS		03.0137-0406.2 650406	Ø 180 x 38 - HEB
			➡	10/99→; - ABS		03.0137-0417.2 650417	Ø 165 x 28 - HEB
1.0 i (L701)	41	10/98→05/03	➡	+ ABS		03.0137-0406.2 650406	Ø 180 x 38 - HEB
			➡	- ABS		03.0137-0417.2 650417	Ø 165 x 28 - HEB
<b>DAIHATSU - CUORE VI (L251, L250_, L260_) 03/03→</b>							
 <b>Radbremszylinder</b>							
1.0	43	03/03→	➡	05/03→ 08/07		24.3217-1737.3 020574	Ø 17,46 ALU
1.0	43	05/03→	➡	→ 08/07		24.3217-1737.3 020574	Ø 17,46 ALU
 <b>Bremstrommel</b>							
1.0	43	03/03→	➡	05/03→ 08/07; - ABS		24.0216-5004.2 480183	Ø 165,0 x 33,5 / 166 - RLG / - ABS Ring / mit Radbe- festigungsbolzen
1.0	43	05/03→	➡	→ 08/07; - ABS		24.0216-5004.2 480183	Ø 165,0 x 33,5 / 166 - RLG / - ABS Ring / mit Radbe- festigungsbolzen
 <b>Bremsbackensatz</b>							
1.0	43	03/03→	➡	09/03→ 08/07		03.0137-0475.2 650475	Ø 165 x 26 - HEB
1.0	43	05/03→					
<b>DAIHATSU - CUORE VII (L275_, L285_, L276_) 12/06→</b>							
 <b>Radbremszylinder</b>							
1.0	51	04/07→	➡	☐; 09/07→ 01/13; + ESP		24.3217-1721.3 020489	Ø 17,46 ALU
			➡	☐; 09/07→ 01/13; + ESP		24.3217-1722.3 020490	Ø 17,46 ALU
			➡	09/07→ 01/13; - ESP		24.3217-1737.3 020574	Ø 17,46 ALU
 <b>Bremsbackensatz</b>							
1.0	51	04/07→	➡	09/07→ 01/13; - ESP		03.0137-0475.2 650475	Ø 165 x 26 - HEB
			➡	09/07→ 01/13; + ESP		03.0137-0489.2 650489	Ø 180 x 28 - HEB











	kw				!#		
<b>DAIHATSU - MATERIA (M4_) 10/06→</b>							
 <b>Radbremszylinder</b>							
1.3	67	10/06→	➡	☐; → 07/12		24.3217-1721.3	020489 Ø 17,46 ALU
1.5	76	10/06→	➡	☐; → 07/12		24.3217-1722.3	020490 Ø 17,46 ALU
1.5 ECO 4WD	76	10/06→	➡	☐; → 07/12			
 <b>Bremsbackensatz</b>							
1.3	67	10/06→	➡	→ 07/12		03.0137-0489.2	650489 Ø 180 x 28 - HEB
1.5	76	10/06→	➡				
<b>DAIHATSU - MOVE (L6_) 06/94→11/99</b>							
 <b>Bremsbackensatz</b>							
0.8 (L601)	31	01/97→11/99	➡	05/98→09/98		03.0137-0404.2	650404 Ø 165 x 28 - HEB
<b>DAIHATSU - MOVE (L9_) 04/97→09/02</b>							
 <b>Radbremszylinder</b>							
1.0 i	41	10/98→09/02	➡	→ 11/00; + ABS		24.3217-1732.3	020558 Ø 17,46 ALU
 <b>Bremstrommel</b>							
1.0 i	41	10/98→09/02	➡	→ 11/00; - ABS		24.0216-5004.2	480183 Ø 165,0 x 33,5 / 166 - RLG / - ABS Ring / mit Radbe- festigungsbolzen
 <b>Bremsbackensatz</b>							
1.0 i	41	10/98→09/02	➡	→ 09/99; - ABS		03.0137-0404.2	650404 Ø 165 x 28 - HEB
			➡	09/99→11/00; + ABS		03.0137-0406.2	650406 Ø 180 x 38 - HEB
			➡	10/99→11/00; - ABS		03.0137-0417.2	650417 Ø 165 x 28 - HEB
<b>DAIHATSU - SIRION (M1) 04/98→04/05</b>							
 <b>Radbremszylinder</b>							
1.0	40	04/98→10/00	➡	→ 08/00		24.3217-1732.3	020558 Ø 17,46 ALU
1.0 i (M100)	41	04/98→09/00	➡				
1.0 i (M101)	43	09/00→01/05	➡	→ 01/02		24.3217-1732.3	020558 Ø 17,46 ALU
1.3 Sport	75	08/00→01/05	➡	02/02→12/04		24.3217-1732.3	020558 Ø 17,46 ALU
1.0 i 4WD	43	09/00→01/05	➡	02/02→12/04		24.3217-1732.3	020558 Ø 17,46 ALU
1.3 Rally	81	06/02→03/05	➡	→ 12/04		24.3217-1732.3	020558 Ø 17,46 ALU
1.3 Rally 4WD	81	06/02→03/05	➡				
1.3 Sport 4WD	75	08/00→03/05	➡				
 <b>Bremsbackensatz</b>							
1.0	40	04/98→10/00	➡	09/99→08/00		03.0137-0406.2	650406 Ø 180 x 38 - HEB
1.0 i (M100)	41	04/98→09/00	➡				
1.0 i (M101)	43	09/00→01/05	➡	→ 12/04		03.0137-0406.2	650406 Ø 180 x 38 - HEB
1.3 Rally	81	06/02→03/05	➡				
1.3 Sport	75	08/00→01/05	➡				
<b>DAIHATSU - SIRION (M3_) 01/05→</b>							
 <b>Radbremszylinder</b>							
1.0	51	01/05→	➡	☐; → 01/13		24.3217-1721.3	020489 Ø 17,46 ALU
1.3	67	03/08→	➡				
1.3 (M301)	64	01/05→	➡	☐; → 01/13		24.3217-1722.3	020490 Ø 17,46 ALU
1.5	76	03/08→	➡				
 <b>Bremsbackensatz</b>							
1.0	51	01/05→	➡	→ 01/13		03.0137-0489.2	650489 Ø 180 x 28 - HEB
1.3	67	03/08→	➡				
1.3 (M301)	64	01/05→	➡				
1.5	76	03/08→	➡				
<b>DAIHATSU - TERIOS (J1_) 05/97→10/06</b>							
 <b>Radbremszylinder</b>							
1.3	63	09/01→10/05	➡	☐		24.3220-1744.3	020578 Ø 20,64 ALU
1.3 4WD (J102)	63	10/00→10/05	➡	☐		24.3220-1745.3	020579 Ø 20,64 ALU
1.3 VVT-i Turbo 4WD	103	10/02→10/05	➡				
1.3 4WD (J100)	61	10/97→10/00	➡	☐; → 09/00		24.3220-1744.3	020578 Ø 20,64 ALU
			➡	☐; → 09/00		24.3220-1745.3	020579 Ø 20,64 ALU
 <b>Bremsbackensatz</b>							
1.3	63	09/01→10/05	➡			03.0137-0398.2	650398 Ø 229 x 42 + HEB
1.3 4WD (J102)	63	10/00→10/05	➡				
1.3 VVT-i Turbo 4WD	103	10/02→10/05	➡				


















	kw				!#		
<b>DAIHATSU - TERIOS (J2_) 11/05→</b>							
 <b>Bremsbackensatz</b>							
1.3 VVT-i 4x4 1.5 4x4	63 77	11/05→ 05/06→	→	→ 01/13		03.0137-0492.2 650492	Ø 228 x 42 - HEB
1.5 VVT-i 4x4 1.5 VVT-i RWD 1.5 VVT-i RWD	75 75 77	09/10→ 09/10→ 11/05→					
<b>DAIHATSU - TREVIS 06/06→</b>							
 <b>Radbremsszylinder</b>							
1.0	43	06/06→	→	→ 09/09		24.3217-1724.3 020523	Ø 17,46 ALU
 <b>Bremsbackensatz</b>							
1.0	43	06/06→	→	→ 09/09		03.0137-0494.2 650494	Ø 165 x 28 - HEB
<b>DAIHATSU - YRV (M2) 02/01→</b>							
 <b>Radbremsszylinder</b>							
1.0 1.3 (M201)	43 64	02/01→ 02/01→	→	→ 01/02		24.3217-1732.3 020558	Ø 17,46 ALU
 <b>Bremsbackensatz</b>							
1.0 1.3 (M201) 1.3 GTti	43 64 95	02/01→ 02/01→ 07/02→	→	→ 08/06		03.0137-0406.2 650406	Ø 180 x 38 - HEB
<b>DS - DS 3 04/15→</b>							
 <b>Radbremsszylinder</b>							
1.2 THP 110 1.2 THP 130 1.6 BlueHDi 75	81 96 55	04/15→ 09/15→ 07/15→	→	Br.trommeldurchm.außen [mm]: 228		24.3220-1732.3 020514	BOS Ø 20,64 ALU
1.2 VTi 82 1.6 BlueHDi 100	60 73	04/15→ 04/15→	→	Br.trommeldurchm.außen [mm]: 203		24.3220-1741.3 020548	Ø 20,64 ALU
<b>Zubehörsatz, Bremsbacken</b>							
1.2 THP 110 1.2 THP 130 1.6 BlueHDi 75	81 96 55	04/15→ 09/15→ 07/15→	→			03.0137-9228.2 669228 03.0137-9281.2 669281	BDX
1.2 VTi 82 1.6 BlueHDi 100	60 73	04/15→ 04/15→	→			03.0137-9281.2 669281	
 <b>Bremstrommel</b>							
1.2 THP 110 1.2 THP 130 1.6 BlueHDi 75	81 96 55	04/15→ 09/15→ 07/15→	→			24.0222-9701.2 480219	Ø 228,6 x 51 / 230,1 + RLG / + ABS Ring
 <b>Bremsbackensatz</b>							
1.2 THP 110 1.2 THP 130 1.6 BlueHDi 75	81 96 55	04/15→ 09/15→ 07/15→	→			03.0137-0491.2 650491 03.0137-0504.2 650504 03.0520-9420.3 699420 03.0520-9620.3 699620	Ø 228 x 42 + HEB BOS Ø 203 x 39 + HEB BOS Ø 228 x 42 Ø 20,64 + RZ / + Zub TopKit Ø 203 x 39 Ø 20,64 + RZ / + Zub TopKit
1.2 VTi 82 1.6 BlueHDi 100	60 73	04/15→ 04/15→	→			03.0137-0504.2 650504 03.0520-9620.3 699620	BOS Ø 203 x 39 + HEB Ø 203 x 39 Ø 20,64 + RZ / + Zub TopKit
<b>DS - DS 3 Cabriolet 07/15→</b>							
 <b>Radbremsszylinder</b>							
1.2 THP 130	96	09/15→	→	Br.trommeldurchm.außen [mm]: 228		24.3220-1732.3 020514	BOS Ø 20,64 ALU
			→	Br.trommeldurchm.außen [mm]: 203		24.3220-1741.3 020548	Ø 20,64 ALU
1.2 VTi 82 1.6 BlueHDi 100	60 73	07/15→ 07/15→	→	Br.trommeldurchm.außen [mm]: 203		24.3220-1741.3 020548	Ø 20,64 ALU
<b>Zubehörsatz, Bremsbacken</b>							
1.2 THP 130	96	09/15→	→			03.0137-9228.2 669228 03.0137-9281.2 669281	BDX
1.2 VTi 82 1.6 BlueHDi 100 ↓	60 73	07/15→ 07/15→	→			03.0137-9281.2 669281	

	kw				#		
<b>DS - DS 3 Cabriolet 07/15→</b>							
 <b>Bremstrommel</b>							
1.2 THP 130	96	09/15→	➔			24.0222-9701.2 480219	Ø 228,6 x 51 / 230,1 + RLG / + ABS Ring
 <b>Bremsbackensatz</b>							
1.2 THP 130	96	09/15→	➔			03.0137-0491.2 650491 03.0137-0504.2 650504 03.0520-9420.3 699420 03.0520-9620.3 699620	Ø 228 x 42 + HEB BOS Ø 203 x 39 + HEB BOS Ø 228 x 42 Ø 20,64 + RZ / + Zub TopKit Ø 203 x 39 Ø 20,64 + RZ / + Zub TopKit
1.2 VTi 82 1.6 BlueHDi 100	60 73	07/15→ 07/15→	➔			03.0137-0504.2 650504 03.0520-9620.3 699620	BOS Ø 203 x 39 + HEB Ø 203 x 39 Ø 20,64 + RZ / + Zub TopKit
<b>FIAT - 126 (126_) 09/72→09/00</b>							
 <b>Radbremszylinder</b>							
650	18	07/81→09/00	➔	→ 08/87		24.3223-0802.3 020286	Fiat Ø 23,81 GG
			➔	→ 08/87		24.3219-0801.3 020181	Fiat Ø 19,05 GG
700	19	09/87→06/96	➔	→ 07/90		24.3223-0802.3 020286	Fiat Ø 23,81 GG
			➔	→ 07/90		24.3219-0801.3 020181	Fiat Ø 19,05 GG
<b>Zubehörsatz, Bremsbacken</b>							
650	18	07/81→09/00	➔	→ 08/87		03.0137-9021.2 669021	Fiat
			➔	→ 08/87		03.0137-9021.2 669021	Fiat
700	19	09/87→06/96	➔	→ 07/90		03.0137-9021.2 669021	Fiat
			➔	→ 07/90		03.0137-9021.2 669021	Fiat
 <b>Bremstrommel</b>							
650	18	07/81→09/00	➔	→ 08/87		24.0218-5001.1 480012	Ø 185,0 x 37 / 186,8
			➔	→ 08/87		24.0218-5001.1 480012	Ø 185,0 x 37 / 186,8
700	19	09/87→06/96	➔	→ 07/90		24.0218-5001.1 480012	Ø 185,0 x 37 / 186,8
			➔	→ 07/90		24.0218-5001.1 480012	Ø 185,0 x 37 / 186,8
 <b>Bremsbackensatz</b>							
650	18	07/81→09/00	➔	→ 08/87		03.0137-0015.2 650015	Fiat Ø 185 x 31
			➔	→ 08/87		03.0137-0015.2 650015	Fiat Ø 185 x 31
700	19	09/87→06/96	➔	→ 07/90		03.0137-0015.2 650015	Fiat Ø 185 x 31
			➔	→ 07/90		03.0137-0015.2 650015	Fiat Ø 185 x 31
<b>FIAT - 500 (312_) 07/07→</b>							
 <b>Radbremszylinder</b>							
0.9	44	12/13→	➔			24.3220-1738.3 020545	Ø 20,64 ALU
0.9	48	09/12→					
0.9	59	12/13→					
0.9	63	07/10→					
1.2 LPG	51	12/10→					
1.3 D Multijet	57	06/16→					
1.2	51	10/07→	➔	→ 05/10		24.3220-1108.3 020219	BDX Ø 20,64 GG
1.3 D Multijet	55	10/07→					
1.3 D Multijet	70	12/09→	➔	06/10→		24.3220-1738.3 020545	Ø 20,64 ALU
<b>Zubehörsatz, Bremsbacken</b>							
0.9	44	12/13→	➔			03.0137-9247.2 669247	AP
0.9	48	09/12→					
0.9	59	12/13→					
0.9	63	07/10→					
1.2 LPG	51	12/10→					
1.3 D Multijet	57	06/16→					
1.2	51	10/07→	➔	06/10→		03.0137-9247.2 669247	AP
1.3 D Multijet	55	10/07→					
1.3 D Multijet	70	12/09→	➔	→ 05/10		03.0137-9303.2 669303	BOS
 <b>Bremstrommel</b>							
0.9	44	12/13→	➔			24.0218-0011.1 480006	Ø 180,0 x 40 / 181,4
0.9	48	09/12→					
0.9	59	12/13→					
↓							












	kw				!#		
<b>FIAT - 500 (312_) 07/07→</b>							
 <b>Bremstrommel</b>							
0.9	63	07/10→	➔			24.0218-0011.1 480006	Ø 180,0 x 40 / 181,4
1.2	51	10/07→					
1.2 LPG	51	12/10→					
1.3 D Multijet	55	10/07→					
1.3 D Multijet	57	06/16→					
1.3 D Multijet	70	12/09→					
 <b>Bremsbackensatz</b>							
0.9	44	12/13→	➔			03.0137-0506.2 650506	Ø 180 x 32 + HEB
0.9	48	09/12→				03.0521-0520.3 690112	Ø 180 x 32 Ø 20,64 + RZ / + Zub TopKit
0.9	59	12/13→					
0.9	63	07/10→					
1.2 LPG	51	12/10→					
1.3 D Multijet	57	06/16→					
1.2	51	10/07→	➔	→ 05/10		03.0137-0462.2 650462	BOS Ø 180 x 32 + HEB
1.3 D Multijet	55	10/07→				03.0520-8220.3 698220	BOS Ø 180 x 32 Ø 20,64 + RZ / + Zub TopKit
1.3 D Multijet	70	12/09→					
			➔	06/10→		03.0137-0506.2 650506	Ø 180 x 32 + HEB
						03.0521-0520.3 690112	Ø 180 x 32 Ø 20,64 + RZ / + Zub TopKit
<b>FIAT - 500 C (312_) 09/09→</b>							
 <b>Radbremszylinder</b>							
0.9	44	12/13→	➔			24.3220-1738.3 020545	Ø 20,64 ALU
0.9	48	09/12→					
0.9	63	09/09→	➔	→ 05/10		24.3220-1108.3 020219	BDX Ø 20,64 GG
1.2	51	09/09→					
1.3 D Multijet	55	09/09→	➔	06/10→		24.3220-1738.3 020545	Ø 20,64 ALU
1.3 D Multijet	70	09/09→					
<b>Zubehörsatz, Bremsbacken</b>							
0.9	44	12/13→	➔			03.0137-9247.2 669247	AP
0.9	48	09/12→					
0.9	63	09/09→	➔	06/10→		03.0137-9247.2 669247	AP
1.2	51	09/09→					
1.3 D Multijet	55	09/09→	➔	→ 05/10		03.0137-9303.2 669303	BOS
1.3 D Multijet	70	09/09→					
 <b>Bremstrommel</b>							
0.9	44	12/13→	➔			24.0218-0011.1 480006	Ø 180,0 x 40 / 181,4
0.9	48	09/12→					
0.9	63	09/09→					
1.2	51	09/09→					
1.3 D Multijet	55	09/09→					
1.3 D Multijet	70	09/09→					
 <b>Bremsbackensatz</b>							
0.9	44	12/13→	➔			03.0137-0506.2 650506	Ø 180 x 32 + HEB
0.9	48	09/12→				03.0521-0520.3 690112	Ø 180 x 32 Ø 20,64 + RZ / + Zub TopKit
0.9	63	09/09→	➔	→ 05/10		03.0137-0462.2 650462	BOS Ø 180 x 32 + HEB
1.2	51	09/09→				03.0520-8220.3 698220	BOS Ø 180 x 32 Ø 20,64 + RZ / + Zub TopKit
1.3 D Multijet	55	09/09→					
1.3 D Multijet	70	09/09→	➔	06/10→		03.0137-0506.2 650506	Ø 180 x 32 + HEB
						03.0521-0520.3 690112	Ø 180 x 32 Ø 20,64 + RZ / + Zub TopKit
<b>FIAT - 500L (351_, 352_) 09/12→</b>							
<b>Zubehörsatz, Bremsbacken</b>							
0.9	77	09/12→	➔			03.0137-9309.2 669309	AP
0.9 Natural Power	59	04/17→					
0.9 Natural Power	63	03/13→					
1.3 D Multijet	62	09/12→					
1.3 D Multijet	70	06/14→					
1.4	70	09/12→					
1.6 D Multijet	77	09/12→					
 <b>Bremsbackensatz</b>							
0.9	77	09/12→	➔			03.0137-0526.2 650526	AP Ø 229 x 43 + HEB
0.9 Natural Power	59	04/17→					
0.9 Natural Power	63	03/13→					
1.3 D Multijet	62	09/12→					
1.3 D Multijet	70	06/14→					
1.4	70	09/12→					
1.6 D Multijet	77	09/12→					












	kW				!#		
<b>FIAT - BARCHETTA (183_) 03/95→05/05</b>							
 <b>Seilzug, Feststellbremse</b>							
1.8 16V	96	04/95→05/05	➡	↓; → 10/04; Scheibenbremse	2	24.3727-0549.2 580549	L= 1.521
<b>FIAT - BRAVA (182_) 10/95→06/03</b>							
 <b>Radbremsszylinder</b>							
1.2 16V	64	12/98→12/02	➡	→ 10/01; - ABS		24.3222-1126.3 020358	AP Ø 22,2 GG
1.2 16V 80	60	12/98→12/02	➡	→ 10/01		24.3222-1724.3 020466	Ø 22,2 ALU
1.2 16V 80	59	10/00→10/01	➡	- ABS		24.3222-1126.3 020358	AP Ø 22,2 GG
			➡			24.3222-1724.3 020466	Ø 22,2 ALU
1.4 (182.BG)	55	10/95→10/01	➡	- ABS		24.3222-1126.3 020358	AP Ø 22,2 GG
1.4 12 V (182.BA)	59	10/95→08/98	➡			24.3222-1724.3 020466	Ø 22,2 ALU
1.9 D	48	10/95→10/01	➡	+ ABS; →VET 4255655		24.3222-1707.3 020104	BDX Ø 22,2 GG
			➡	VET 4255656→; + ABS		24.3222-1724.3 020466	Ø 22,2 ALU
1.6 16V (182.BB)	76	02/96→10/01	➡	→VET 4255655		24.3222-1707.3 020104	BDX Ø 22,2 GG
1.6 16V (182.BH)	66	10/95→10/01	➡				
1.8 GT 16V (182.BC)	83	10/95→08/01	➡	VET 4255656→		24.3222-1724.3 020466	Ø 22,2 ALU
1.6 16V (182.BU)	76	01/99→12/02	➡			24.3222-1724.3 020466	Ø 22,2 ALU
1.9 JTD	74	09/00→10/01	➡				
1.9 JTD 105	77	12/98→10/01	➡				
2.0	113	09/98→08/00	➡				
1.9 JTD	79	01/01→12/02	➡	→ 10/01		24.3222-1724.3 020466	Ø 22,2 ALU
1.9 TD 100 S (182.BF)	74	03/96→10/01	➡	06/96→; →VET 4255655		24.3222-1707.3 020104	BDX Ø 22,2 GG
1.9 TD 75 S (182.BF)	55	03/96→10/01	➡	VET 4255656→		24.3222-1724.3 020466	Ø 22,2 ALU
<b>Zubehörsatz, Bremsbacken</b>							
1.2 16V	64	12/98→12/02	➡	→ 10/01; - ABS		03.0137-9179.2 669179	AP
1.2 16V 80	60	12/98→12/02	➡	→ 10/01; + ABS		03.0137-9244.2 669244	AP
1.2 16V 80	59	10/00→10/01	➡	- ABS		03.0137-9179.2 669179	AP
			➡	+ ABS		03.0137-9244.2 669244	AP
1.4 (182.BG)	55	10/95→10/01	➡	+ ABS; →VET 4255655		03.0137-9125.2 669125	BDX
1.4 12 V (182.BA)	59	10/95→08/98	➡	- ABS		03.0137-9179.2 669179	AP
1.9 D	48	10/95→10/01	➡	VET 4255656→; + ABS		03.0137-9244.2 669244	AP
1.6 16V (182.BB)	76	02/96→10/01	➡	→VET 4255655		03.0137-9125.2 669125	BDX
1.6 16V (182.BH)	66	10/95→10/01	➡				
1.8 GT 16V (182.BC)	83	10/95→08/01	➡	VET 4255656→		03.0137-9244.2 669244	AP
1.6 16V (182.BU)	76	01/99→12/02	➡			03.0137-9244.2 669244	AP
1.9 JTD	74	09/00→10/01	➡				
1.9 JTD 105	77	12/98→10/01	➡				
2.0	113	09/98→08/00	➡				
1.9 JTD	79	01/01→12/02	➡	→ 10/01		03.0137-9244.2 669244	AP
1.9 TD 100 S (182.BF)	74	03/96→10/01	➡	06/96→; →VET 4255655		03.0137-9125.2 669125	BDX
1.9 TD 75 S (182.BF)	55	03/96→10/01	➡	VET 4255656→		03.0137-9244.2 669244	AP
 <b>Bremstrommel</b>							
1.2 16V	64	12/98→12/02	➡	→ 10/01; - ABS		24.0218-0011.1 480006	Ø 180,0 x 40 / 181,4
1.2 16V 80	60	12/98→12/02	➡	→ 10/01; + ABS		24.0220-3007.1 480064	Ø 203,0 x 48,5 / 204,7
1.2 16V 80	59	10/00→10/01	➡	- ABS		24.0218-0011.1 480006	Ø 180,0 x 40 / 181,4
1.4 (182.BG)	55	10/95→10/01	➡	+ ABS		24.0220-3007.1 480064	Ø 203,0 x 48,5 / 204,7
1.4 12 V (182.BA)	59	10/95→08/98	➡				
1.9 D	48	10/95→10/01	➡				
1.6 16V (182.BB)	76	02/96→10/01	➡			24.0220-3007.1 480064	Ø 203,0 x 48,5 / 204,7
1.6 16V (182.BH)	66	10/95→10/01	➡				
1.6 16V (182.BU)	76	01/99→12/02	➡				
1.8 GT 16V (182.BC)	83	10/95→08/01	➡				
1.9 JTD	74	09/00→10/01	➡				
1.9 JTD 105	77	12/98→10/01	➡				
1.9 JTD	79	01/01→12/02	➡	→ 10/01		24.0220-3007.1 480064	Ø 203,0 x 48,5 / 204,7
1.9 TD 100 S (182.BF)	74	03/96→10/01	➡	06/96→		24.0220-3007.1 480064	Ø 203,0 x 48,5 / 204,7
1.9 TD 75 S (182.BF)	55	03/96→10/01	➡				
 <b>Bremsbackensatz</b>							
1.2 16V	64	12/98→12/02	➡	→ 10/01; - ABS		03.0137-0274.2 650274	AP Ø 180 x 32 + HEB
1.2 16V 80	60	12/98→12/02	➡			03.0520-5222.3 695222	AP Ø 180 x 32 Ø 22,2 + RZ / + Zub TopKit
			➡	→ 10/01; + ABS		03.0137-0345.2 650345	AP Ø 203 x 38 + HEB
↓							







	kw				!#		
<b>FIAT - BRAVA (182_) 10/95→06/03</b>							
<b>Bremsbackensatz</b>							
1.2 16V 1.2 16V 80	64 60	12/98→12/02 12/98→12/02	➡	→ 10/01; + ABS		03.0520-6822.3 696822	AP Ø 203 x 38 Ø 22,2 + RZ / + Zub TopKit
1.2 16V 80	59	10/00→10/01	➡	- ABS		03.0137-0274.2 650274 03.0520-5222.3 695222	AP Ø 180 x 32 + HEB AP Ø 180 x 32 Ø 22,2 + RZ / + Zub TopKit
			➡	+ ABS		03.0137-0345.2 650345 03.0520-6822.3 696822	AP Ø 203 x 38 + HEB AP Ø 203 x 38 Ø 22,2 + RZ / + Zub TopKit
1.4 (182.BG) 1.4 12 V (182.BA) 1.9 D	55 59 48	10/95→10/01 10/95→08/98 10/95→10/01	➡	+ ABS; →VET 4255655		03.0137-0262.2 650262 03.0520-6722.3 696722	BDX Ø 203 x 39 BDX Ø 203 x 39 Ø 22,2 + RZ / + Zub TopKit
			➡	- ABS		03.0137-0274.2 650274 03.0520-5222.3 695222	AP Ø 180 x 32 + HEB AP Ø 180 x 32 Ø 22,2 + RZ / + Zub TopKit
			➡	VET 4255655→; + ABS		03.0137-0345.2 650345 03.0520-6822.3 696822	AP Ø 203 x 38 + HEB AP Ø 203 x 38 Ø 22,2 + RZ / + Zub TopKit
1.6 16V (182.BB) 1.6 16V (182.BH) 1.8 GT 16V (182.BC)	76 66 83	02/96→10/01 10/95→10/01 10/95→08/01	➡	→VET 4255655		03.0137-0262.2 650262 03.0520-6722.3 696722	BDX Ø 203 x 39 BDX Ø 203 x 39 Ø 22,2 + RZ / + Zub TopKit
			➡	VET 4255656→		03.0137-0345.2 650345 03.0520-6822.3 696822	AP Ø 203 x 38 + HEB AP Ø 203 x 38 Ø 22,2 + RZ / + Zub TopKit
1.6 16V (182.BU) 1.9 JTD 1.9 JTD 105	76 74 77	01/99→12/02 09/00→10/01 12/98→10/01	➡			03.0137-0345.2 650345 03.0520-6822.3 696822	AP Ø 203 x 38 + HEB AP Ø 203 x 38 Ø 22,2 + RZ / + Zub TopKit
1.9 JTD	79	01/01→12/02	➡	→ 10/01		03.0137-0345.2 650345 03.0520-6822.3 696822	AP Ø 203 x 38 + HEB AP Ø 203 x 38 Ø 22,2 + RZ / + Zub TopKit
1.9 TD 100 S (182.BF) 1.9 TD 75 S (182.BF)	74 55	03/96→10/01 03/96→10/01	➡	06/96→; →VET 4255655		03.0137-0262.2 650262 03.0137-0345.2 650345 03.0520-6822.3 696822	BDX Ø 203 x 39 AP Ø 203 x 38 + HEB AP Ø 203 x 38 Ø 22,2 + RZ / + Zub TopKit
			➡	VET 4255656→		03.0520-6722.3 696722	BDX Ø 203 x 39 Ø 22,2 + RZ / + Zub TopKit
			➡	09/96→; →VET 4255655		03.0520-6722.3 696722	BDX Ø 203 x 39 Ø 22,2 + RZ / + Zub TopKit
2.0	113	09/98→08/00	➡			03.0137-0345.2 650345	AP Ø 203 x 38 + HEB
<b>Seilzug, Feststellbremse</b>							
1.2 16V 1.2 16V 80	64 60	12/98→12/02 12/98→12/02	➡	<input type="checkbox"/> ; → 10/01; - ABS; Trommelbremse		24.3727-0535.2 580535	L= 1.370
			➡	<input type="checkbox"/> ; → 10/01; - ABS; Trommelbremse		24.3727-0536.2 580536	L= 1.424
			➡	<input type="checkbox"/> ; → 10/01; + ABS; Trommelbremse		24.3727-0539.2 580539	L= 1.428
			➡	<input type="checkbox"/> ; → 10/01; + ABS; Trommelbremse		24.3727-0540.2 580540	L= 1.383
1.2 16V 80 1.4 (182.BG) 1.4 12 V (182.BA) 1.9 D	59 55 59 48	10/00→10/01 10/95→10/01 10/95→08/98 10/95→10/01	➡	<input type="checkbox"/> ; - ABS; Trommelbremse		24.3727-0535.2 580535	L= 1.370
			➡	<input type="checkbox"/> ; - ABS; Trommelbremse		24.3727-0536.2 580536	L= 1.424
			➡	<input type="checkbox"/> ; + ABS; Trommelbremse		24.3727-0539.2 580539	L= 1.428
			➡	<input type="checkbox"/> ; + ABS; Trommelbremse		24.3727-0540.2 580540	L= 1.383
1.6 16V (182.BB) 1.6 16V (182.BH) 1.6 16V (182.BU) 1.8 GT 16V (182.BC) 1.9 JTD 1.9 JTD 105 2.0	76 66 76 83 74 77 113	02/96→10/01 10/95→10/01 01/99→12/02 10/95→08/01 09/00→10/01 12/98→10/01 09/98→08/00	➡	<input type="checkbox"/> ; Trommelbremse		24.3727-0539.2 580539	L= 1.428
			➡	<input type="checkbox"/> ; Trommelbremse		24.3727-0540.2 580540	L= 1.383
1.9 JTD	79	01/01→12/02	➡	<input type="checkbox"/> ; → 10/01; Trommelbremse		24.3727-0539.2 580539	L= 1.428
			➡	<input type="checkbox"/> ; → 10/01; Trommelbremse		24.3727-0540.2 580540	L= 1.383
1.9 TD 100 S (182.BF) 1.9 TD 75 S (182.BF)	74 55	03/96→10/01 03/96→10/01	➡	<input type="checkbox"/> ; 06/96→; Trommelbremse		24.3727-0539.2 580539	L= 1.428
			➡	<input type="checkbox"/> ; 06/96→; Trommelbremse		24.3727-0540.2 580540	L= 1.383
<b>FIAT - BRAVO I (182_) 10/95→10/01</b>							
<b>Radbremszylinder</b>							
1.2 16V 80 1.2 16V 80 1.2 16V 80	59 60 64	10/00→10/01 12/98→10/00 12/98→10/01	➡	- ABS		24.3222-1126.3 020358 24.3222-1724.3 020466	AP Ø 22,2 GG Ø 22,2 ALU
1.4 (182.AA) 1.4 (182.AG)	59 55	10/95→10/01 10/95→10/01	➡	- ABS		24.3222-1126.3 020358 24.3222-1724.3 020466	AP Ø 22,2 GG Ø 22,2 ALU
↓							












	kw				!#		
<b>FIAT - BRAVO I (182_) 10/95→10/01</b>							
<b> Radbremszylinder</b>							
1.9 D	48	10/95→10/01	➔	+ ABS; → 11/98		24.3222-1707.3 020104	BDX Ø 22,2 GG
			➔	12/98→; + ABS		24.3222-1724.3 020466	Ø 22,2 ALU
1.6	76	09/00→10/01	➔			24.3222-1724.3 020466	Ø 22,2 ALU
1.9 JTD	74	09/00→10/01					
1.9 JTD 105	77	12/98→10/01					
1.6 16V (182.AB)	76	03/96→10/01	➔	→ 11/98		24.3222-1707.3 020104	BDX Ø 22,2 GG
1.6 16V (182.AH)	66	10/95→10/01					
1.8 GT (182.AC)	83	10/95→10/01	➔	12/98→		24.3222-1724.3 020466	Ø 22,2 ALU
1.9 TD 100 S (182.AF)	74	03/96→10/01	➔	06/96→ 11/98		24.3222-1707.3 020104	BDX Ø 22,2 GG
1.9 TD 75 S (182.AF)	55	03/96→10/01	➔	12/98→		24.3222-1724.3 020466	Ø 22,2 ALU
<b>Zubehörsatz, Bremsbacken</b>							
1.2 16V 80	59	10/00→10/01	➔	- ABS		03.0137-9179.2 669179	AP
1.2 16V 80	60	12/98→10/00					
1.2 16V 80	64	12/98→10/01	➔	+ ABS		03.0137-9244.2 669244	AP
1.4 (182.AA)	59	10/95→10/01	➔	+ ABS; → 11/98		03.0137-9125.2 669125	BDX
1.4 (182.AG)	55	10/95→10/01					
1.9 D	48	10/95→10/01	➔	- ABS		03.0137-9179.2 669179	AP
			➔	12/98→; + ABS		03.0137-9244.2 669244	AP
1.6	76	09/00→10/01	➔			03.0137-9244.2 669244	AP
1.9 JTD	74	09/00→10/01					
1.9 JTD 105	77	12/98→10/01					
1.6 16V (182.AB)	76	03/96→10/01	➔	→ 11/98		03.0137-9125.2 669125	BDX
1.6 16V (182.AH)	66	10/95→10/01					
1.8 GT (182.AC)	83	10/95→10/01	➔	12/98→		03.0137-9244.2 669244	AP
1.9 TD 100 S (182.AF)	74	03/96→10/01	➔	06/96→ 11/98		03.0137-9125.2 669125	BDX
1.9 TD 75 S (182.AF)	55	03/96→10/01	➔	12/98→		03.0137-9244.2 669244	AP
<b> Bremstrommel</b>							
1.2 16V 80	59	10/00→10/01	➔	- ABS		24.0218-0011.1 480006	Ø 180,0 x 40 / 181,4
1.2 16V 80	60	12/98→10/00				24.0220-3007.1 480064	Ø 203,0 x 48,5 / 204,7
1.2 16V 80	64	12/98→10/01					
1.4 (182.AA)	59	10/95→10/01	➔	- ABS		24.0218-0011.1 480006	Ø 180,0 x 40 / 181,4
1.4 (182.AG)	55	10/95→10/01					
1.9 D	48	10/95→10/01	➔	+ ABS		24.0220-3007.1 480064	Ø 203,0 x 48,5 / 204,7
1.6	76	09/00→10/01	➔			24.0220-3007.1 480064	Ø 203,0 x 48,5 / 204,7
1.6 16V (182.AB)	76	03/96→10/01					
1.6 16V (182.AH)	66	10/95→10/01					
1.8 GT (182.AC)	83	10/95→10/01					
1.9 JTD	74	09/00→10/01					
1.9 JTD 105	77	12/98→10/01					
1.9 TD 100 S (182.AF)	74	03/96→10/01	➔	06/96→		24.0220-3007.1 480064	Ø 203,0 x 48,5 / 204,7
1.9 TD 75 S (182.AF)	55	03/96→10/01					
<b> Bremsbackensatz</b>							
1.2 16V 80	59	10/00→10/01	➔	- ABS		03.0137-0274.2 650274	AP Ø 180 x 32 + HEB
1.2 16V 80	60	12/98→10/00				03.0520-5222.3 695222	AP Ø 180 x 32 Ø 22,2 + RZ / + Zub TopKit
1.2 16V 80	64	12/98→10/01					
			➔	+ ABS		03.0137-0345.2 650345	AP Ø 203 x 38 + HEB
						03.0520-6822.3 696822	AP Ø 203 x 38 Ø 22,2 + RZ / + Zub TopKit
1.4 (182.AA)	59	10/95→10/01	➔	+ ABS; → 11/98		03.0137-0262.2 650262	BDX Ø 203 x 39
1.4 (182.AG)	55	10/95→10/01				03.0520-6722.3 696722	BDX Ø 203 x 39 Ø 22,2 + RZ / + Zub TopKit
1.9 D	48	10/95→10/01					
			➔	- ABS		03.0137-0274.2 650274	AP Ø 180 x 32 + HEB
						03.0520-5222.3 695222	AP Ø 180 x 32 Ø 22,2 + RZ / + Zub TopKit
			➔	12/98→; + ABS		03.0137-0345.2 650345	AP Ø 203 x 38 + HEB
						03.0520-6822.3 696822	AP Ø 203 x 38 Ø 22,2 + RZ / + Zub TopKit
1.6	76	09/00→10/01	➔			03.0137-0345.2 650345	AP Ø 203 x 38 + HEB
1.9 JTD	74	09/00→10/01				03.0520-6822.3 696822	AP Ø 203 x 38 Ø 22,2 + RZ / + Zub TopKit
1.9 JTD 105	77	12/98→10/01					
1.6 16V (182.AB)	76	03/96→10/01	➔	→ 11/98		03.0137-0262.2 650262	BDX Ø 203 x 39
1.6 16V (182.AH)	66	10/95→10/01				03.0520-6722.3 696722	BDX Ø 203 x 39 Ø 22,2 + RZ / + Zub TopKit
1.8 GT (182.AC)	83	10/95→10/01					
			➔	12/98→		03.0137-0345.2 650345	AP Ø 203 x 38 + HEB
						03.0520-6822.3 696822	AP Ø 203 x 38 Ø 22,2 + RZ / + Zub TopKit
1.9 TD 100 S (182.AF)	74	03/96→10/01	➔	06/96→ 11/98		03.0137-0262.2 650262	BDX Ø 203 x 39
1.9 TD 75 S (182.AF)	55	03/96→10/01					





















	kw				!#		
<b>FIAT - BRAVO I (182_) 10/95→10/01</b>							
 <b>Bremsbackensatz</b>							
1.9 TD 100 S (182.AF) 1.9 TD 75 S (182.AF)	74 55	03/96→10/01 03/96→10/01	➔	12/98→		<b>03.0137-0345.2 650345</b> <b>03.0520-6822.3 696822</b>	AP Ø 203 x 38 + HEB AP Ø 203 x 38 Ø 22,2 + RZ / + Zub TopKit
			➔	09/96→ 11/98		<b>03.0520-6722.3 696722</b>	BDX Ø 203 x 39 Ø 22,2 + RZ / + Zub TopKit
 <b>Seilzug, Feststellbremse</b>							
1.2 16V 80 1.2 16V 80 1.2 16V 80 1.4 (182.AA) 1.4 (182.AG) 1.9 D	59 60 64 59 55 48	10/00→10/01 12/98→10/00 12/98→10/01 10/95→10/01 10/95→10/01 10/95→10/01	➔	<input type="checkbox"/> ; - ABS; Trommelbremse		<b>24.3727-0535.2 580535</b>	L= 1.370
			➔	<input type="checkbox"/> ; - ABS; Trommelbremse		<b>24.3727-0536.2 580536</b>	L= 1.424
			➔	<input type="checkbox"/> ; + ABS; Trommelbremse		<b>24.3727-0539.2 580539</b>	L= 1.428
			➔	<input type="checkbox"/> ; + ABS; Trommelbremse		<b>24.3727-0540.2 580540</b>	L= 1.383
1.6 1.6 16V (182.AB) 1.6 16V (182.AH) 1.8 GT (182.AC) 1.9 JTD 1.9 JTD 105	76 76 66 83 74 77	09/00→10/01 03/96→10/01 10/95→10/01 10/95→10/01 09/00→10/01 12/98→10/01	➔	<input type="checkbox"/> ; Trommelbremse		<b>24.3727-0539.2 580539</b>	L= 1.428
			➔	<input type="checkbox"/> ; Trommelbremse		<b>24.3727-0540.2 580540</b>	L= 1.383
1.9 TD 100 S (182.AF) 1.9 TD 75 S (182.AF)	74 55	03/96→10/01 03/96→10/01	➔	<input type="checkbox"/> ; 06/96→; Trommelbremse		<b>24.3727-0539.2 580539</b>	L= 1.428
			➔	<input type="checkbox"/> ; 06/96→; Trommelbremse		<b>24.3727-0540.2 580540</b>	L= 1.383
<b>FIAT - BRAVO II (198_) 11/06→</b>							
 <b>Seilzug, Feststellbremse</b>							
1.4 (198AXA1B) 1.4 T-Jet 1.4 T-Jet (198AXF1B) 1.6 D Multijet 1.6 D Multijet 1.6 D Multijet 1.9 D Multijet 1.9 D Multijet 1.9 D Multijet 2.0 D Multijet 2.0 D Multijet	66 88 110 66 85 88 66 88 110 120 121	04/07→12/14 09/07→ 09/07→12/14 03/08→ 11/08→ 03/08→ 04/07→12/08 04/07→ 04/07→ 09/08→ 09/08→	➔	<input type="checkbox"/> ; Scheibenbremse		<b>24.3727-0553.2 580553</b>	L= 1.786
			➔	<input type="checkbox"/> ; Scheibenbremse		<b>24.3727-0554.2 580554</b>	L= 1.668
1.4 16V	103	03/08→	➔	<input type="checkbox"/> ; 04/08→; Scheibenbremse		<b>24.3727-0553.2 580553</b>	L= 1.786
			➔	<input type="checkbox"/> ; 04/08→; Scheibenbremse		<b>24.3727-0554.2 580554</b>	L= 1.668
1.4 LPG	66	12/08→12/14	➔	<input type="checkbox"/> ; 11/09→; Scheibenbremse		<b>24.3727-0553.2 580553</b>	L= 1.786
			➔	<input type="checkbox"/> ; 11/09→; Scheibenbremse		<b>24.3727-0554.2 580554</b>	L= 1.668
1.6 D Multijet	77	09/07→	➔	<input type="checkbox"/> ; 03/08→; Scheibenbremse		<b>24.3727-0553.2 580553</b>	L= 1.786
			➔	<input type="checkbox"/> ; 03/08→; Scheibenbremse		<b>24.3727-0554.2 580554</b>	L= 1.668
1.9 D Multijet	85	11/06→	➔	<input type="checkbox"/> ; 04/07→; Scheibenbremse		<b>24.3727-0553.2 580553</b>	L= 1.786
			➔	<input type="checkbox"/> ; 04/07→; Scheibenbremse		<b>24.3727-0554.2 580554</b>	L= 1.668
<b>FIAT - CINQUECENTO (170_) 07/91→07/99</b>							
 <b>Radbremszylinder</b>							
0.7 (170AA) 0.7 i (170AD) 0.9 i.e. S (170AF, 170CF) 1.1 Sporting (170AH)	23 22 29 40	12/91→01/96 07/94→01/98 07/91→07/99 10/94→01/98	➔	02/92→  02/92→ 05/98 11/94→		<b>24.3219-0803.3 020183</b> <b>24.3219-0803.3 020183</b> <b>24.3219-0803.3 020183</b> <b>24.3219-0803.3 020183</b>	Ø 19,05 GG Ø 19,05 GG Ø 19,05 GG Ø 19,05 GG
<b>Zubehörsatz, Bremsbacken</b>							
0.7 (170AA) 0.7 i (170AD) 0.9 i.e. S (170AF, 170CF) 1.1 Sporting (170AH)	23 22 29 40	12/91→01/96 07/94→01/98 07/91→07/99 10/94→01/98	➔	02/92→  02/92→ 05/98 11/94→		<b>03.0137-9021.2 669021</b> <b>03.0137-9021.2 669021</b> <b>03.0137-9021.2 669021</b> <b>03.0137-9021.2 669021</b>	Fiat Fiat Fiat Fiat
 <b>Bremstrommel</b>							
0.7 (170AA) 0.7 i (170AD) 0.9 i.e. S (170AF, 170CF) 1.1 Sporting (170AH)	23 22 29 40	12/91→01/96 07/94→01/98 07/91→07/99 10/94→01/98	➔	02/92→  02/92→ 05/98 11/94→		<b>24.0218-5001.1 480012</b> <b>24.0218-5001.1 480012</b> <b>24.0218-5001.1 480012</b> <b>24.0218-5002.1 480117</b>	Ø 185,0 x 37 / 186,8 Ø 185,0 x 37 / 186,8 Ø 185,0 x 37 / 186,8 Ø 185,0 x 36,5 / 186,8
↓							

	kW				!#		
<b>FIAT - CINQUECENTO (170_) 07/91→07/99</b>							
 <b>Bremsbackensatz</b>							
0.7 (170AA)	23	12/91→01/96	➔	02/92→		03.0137-0015.2 650015 03.0420-0319.3 680319	Fiat Ø 185 x 31 Fiat Ø 185 x 31 Ø 19,05 + RZ / + Zub Kit
0.7 i (170AD)	22	07/94→01/98	➔			03.0137-0015.2 650015 03.0420-0319.3 680319	Fiat Ø 185 x 31 Fiat Ø 185 x 31 Ø 19,05 + RZ / + Zub Kit
0.9 i.e. S (170AF, 170CF)	29	07/91→07/99	➔	02/92→ 05/98		03.0137-0015.2 650015 03.0420-0319.3 680319	Fiat Ø 185 x 31 Fiat Ø 185 x 31 Ø 19,05 + RZ / + Zub Kit
1.1 Sporting (170AH)	40	10/94→01/98	➔	11/94→		03.0137-0015.2 650015 03.0420-0319.3 680319	Fiat Ø 185 x 31 Fiat Ø 185 x 31 Ø 19,05 + RZ / + Zub Kit
 <b>Seilzug, Feststellbremse</b>							
0.7 (170AA)	23	12/91→01/96	➔	☒; 02/92→; Trommelbremse	1	24.3727-0523.2 580523	L= 2.988
0.7 i (170AD)	22	07/94→01/98	➔	☒; → 09/97; Trommelbremse	1	24.3727-0523.2 580523	L= 2.988
			➔	☒; 10/97→; Trommelbremse	1	24.3727-0544.2 580544	L= 2.670
0.9 i.e. S (170AF, 170CF)	29	07/91→07/99	➔	☒; 02/92→ 09/97; Trommelbremse	1	24.3727-0523.2 580523	L= 2.988
			➔	☒; 10/97→ 05/98; Trommelbremse	1	24.3727-0544.2 580544	L= 2.670
1.1 Sporting (170AH)	40	10/94→01/98	➔	☒; 11/94→ 09/97; Trommelbremse	1	24.3727-0523.2 580523	L= 2.988
			➔	☒; 10/97→; Trommelbremse	1	24.3727-0544.2 580544	L= 2.670
<b>FIAT - COUPE (175_) 11/93→08/00</b>							
 <b>Seilzug, Feststellbremse</b>							
1.8 16V	96	03/96→08/00	➔	☒; 07/96→; Scheibenbremse		24.3727-0521.2 580521	L= 1.517
			➔	☒; 07/96→; Scheibenbremse		24.3727-0568.2 580568	L= 1.473
2.0 16V 2.0 16V Turbo	102 140	11/93→08/96 11/93→08/96	➔	☒; 12/93→ 06/96; Scheibenbremse		24.3727-0521.2 580521	L= 1.517
			➔	☒; 12/93→ 06/96; Scheibenbremse		24.3727-0568.2 580568	L= 1.473
2.0 20V	113	04/98→08/00	➔	☒; Scheibenbremse		24.3727-0521.2 580521	L= 1.517
			➔	☒; Scheibenbremse		24.3727-0568.2 580568	L= 1.473
2.0 20V (175AXC1A) 2.0 20V Turbo	108 162	08/96→09/98 08/96→08/00	➔	☒; 01/97→; Scheibenbremse		24.3727-0521.2 580521	L= 1.517
			➔	☒; 01/97→; Scheibenbremse		24.3727-0568.2 580568	L= 1.473
<b>FIAT - CROMA (154_) 12/85→12/96</b>							
 <b>Seilzug, Feststellbremse</b>							
1900 Turbo D i.d.	69	11/92→12/96	➔	☒; → 10/96; Scheibenbremse	1	24.3727-0514.2 580514	L= 2.950
2000 16V	101	08/92→08/96	➔	☒; 12/92→; Scheibenbremse	1	24.3727-0545.2 580545	L= 2.945
2000 i.e. (154.AM, 154.LM)	85	10/87→08/96	➔	☒; 11/90→; → 2025078; Scheibenbremse	1	24.3727-0514.2 580514	L= 2.950
2000 i.e. Turbo (154.AM, 154.LM)	110	06/87→08/96	➔	☒; 2025079→; Scheibenbremse	1	24.3727-0545.2 580545	L= 2.945
2500 TD (154.LL, 154.PL)	85	05/89→08/96					
2500 TDE	77	12/91→08/96	➔	☒; → 2025078; Scheibenbremse	1	24.3727-0514.2 580514	L= 2.950
			➔	☒; 2025079→; Scheibenbremse	1	24.3727-0545.2 580545	L= 2.945
2500 V6	119	06/93→08/96	➔	☒; Scheibenbremse	1	24.3727-0545.2 580545	L= 2.945
<b>FIAT - DOBLO Cargo (223_) 11/00→</b>							
 <b>Radbremsszylinder</b>							
1.2 (223ZX1A)	48	03/01→	➔	→ 01/04		24.3220-1722.3 020458	Ø 20,64 GG
1.9 D (223ZXB1A)	46	03/01→					
1.3 D Multijet	55	10/05→01/10	➔			24.3220-1728.3 020509	Ø 20,64 ALU
1.3 JTD 16V Multijet	62	08/06→	➔	→ 01/10		24.3220-1728.3 020509	Ø 20,64 ALU
1.4	57	10/05→					
1.9 JTD Multijet	88	12/06→					
1.6 16V (223ZXD1A)	76	10/01→	➔	02/04→ 09/05		24.3220-1107.3 020218	AP Ø 20,64 GG
1.6 Natural Power	76	09/02→					
1.9 JTD	77	07/03→	➔	→ 01/04		24.3220-1722.3 020458	Ø 20,64 GG
1.9 JTD (223XE1A)	74	10/01→	➔	10/05→ 01/10		24.3220-1728.3 020509	Ø 20,64 ALU
<b>Zubehörsatz, Bremsbacken</b>							
1.2 (223ZX1A)	48	03/01→	➔	→ 01/04		03.0137-9261.2 669261	
1.9 D (223ZXB1A)	46	03/01→					

	kw				!#		
<b>FIAT - DOBLO Cargo (223_) 11/00→</b>							
<b>Zubehörsatz, Bremsbacken</b>							
1.3 D Multijet	55	10/05→01/10	➡			03.0137-9296.2 669296	
1.3 JTD 16V Multijet	62	08/06→	➡	→ 01/10		03.0137-9296.2 669296	
1.4	57	10/05→					
1.9 JTD Multijet	88	12/06→					
1.6 16V (223ZXD1A)	76	10/01→	➡	→ 01/04		03.0137-9261.2 669261	
1.6 Natural Power	76	09/02→					
1.9 JTD	77	07/03→	➡	10/05→ 01/10		03.0137-9296.2 669296	
1.9 JTD (223ZXE1A)	74	10/01→	➡	02/04→ 09/05		03.0137-9309.2 669309	AP
<b>Bremstrommel</b>							
1.2 (223XA1A)	48	03/01→	➡	→ 09/05		24.0222-8018.1 480078	Ø 228,0 x 48 / 230
1.3 JTD 16V	51	05/04→12/06					
1.9 D (223ZXB1A)	46	03/01→					
1.3 D Multijet	55	10/05→01/10	➡			24.0222-8018.1 480078	Ø 228,0 x 48 / 230
1.3 JTD 16V Multijet	62	08/06→	➡	→ 01/10		24.0222-8018.1 480078	Ø 228,0 x 48 / 230
1.4	57	10/05→					
1.6 16V (223ZXD1A)	76	10/01→					
1.6 Natural Power	76	09/02→					
1.9 JTD	77	07/03→					
1.9 JTD (223ZXE1A)	74	10/01→					
1.9 JTD Multijet	88	12/06→					
<b>Bremsbackensatz</b>							
1.2 (223XA1A)	48	03/01→	➡	→ 01/04		03.0137-0415.2 650415	Ø 228 x 42 + HEB
1.9 D (223ZXB1A)	46	03/01→					
1.3 D Multijet	55	10/05→01/10	➡			03.0137-0457.2 650457	AP Ø 228 x 42 + HEB
1.3 JTD 16V Multijet	62	08/06→	➡	→ 01/10		03.0137-0457.2 650457	AP Ø 228 x 42 + HEB
1.4	57	10/05→					
1.9 JTD Multijet	88	12/06→					
1.6 16V (223ZXD1A)	76	10/01→	➡	→ 01/04		03.0137-0415.2 650415	Ø 228 x 42 + HEB
1.6 Natural Power	76	09/02→					
1.9 JTD	77	07/03→	➡	10/05→ 01/10		03.0137-0457.2 650457	AP Ø 228 x 42 + HEB
1.9 JTD (223ZXE1A)	74	10/01→	➡	02/04→ 09/05		03.0137-0457.2 650457	AP Ø 228 x 42 + HEB
						03.0521-0220.3 690220	AP Ø 228 x 42 Ø 20,64 + RZ / + Zub TopKit
<b>Seilzug, Feststellbremse</b>							
1.2 (223XA1A)	48	03/01→	➡	☐; → 01/10; Kasten/Kombi; Trommelbremse		24.3727-0558.2 580558	L= 1.736
1.6 16V (223ZXD1A)	76	10/01→					
1.6 Natural Power	76	09/02→	➡	☐; → 01/10; Bus; Trommelbremse		24.3727-0559.2 580559	L= 1.784
1.9 D (223ZXB1A)	46	03/01→					
1.9 JTD	77	07/03→	➡	☐; → 01/10; Kasten/Kombi; Trommelbremse		24.3727-0560.2 580560	L= 1.741
1.9 JTD (223ZXE1A)	74	10/01→	➡	☐; → 01/10; Bus; Trommelbremse		24.3727-0561.2 580561	L= 1.788
			➡	☐; → 01/10; Kasten/Kombi		24.3727-0570.2 580570	L= 2.140
			➡	☐; → 01/10; Kasten/Kombi		24.3727-0571.2 580571	L= 2.140
			➡	☐; → 01/10; Kasten/Kombi	2	24.3727-0572.2 580572	L= 2.137
			➡	☐; → 01/10; Bus		24.3727-0573.2 580573	L= 2.135
			➡	☐; → 01/10; Bus		24.3727-0574.2 580574	L= 2.120
1.3 JTD 16V	51	05/04→12/06	➡	☐; Kasten/Kombi; Trommelbremse		24.3727-0558.2 580558	L= 1.736
			➡	☐; Bus; Trommelbremse		24.3727-0559.2 580559	L= 1.784
			➡	☐; Kasten/Kombi; Trommelbremse		24.3727-0560.2 580560	L= 1.741
			➡	☐; Bus; Trommelbremse		24.3727-0561.2 580561	L= 1.788
			➡	☐; Kasten/Kombi		24.3727-0570.2 580570	L= 2.140
			➡	☐; Kasten/Kombi		24.3727-0571.2 580571	L= 2.140
			➡	☐; Kasten/Kombi	2	24.3727-0572.2 580572	L= 2.137
			➡	☐; Bus		24.3727-0573.2 580573	L= 2.135
			➡	☐; Bus		24.3727-0574.2 580574	L= 2.120
1.4	57	10/05→	➡	☐; → 01/10; Kasten/Kombi; Trommelbremse		24.3727-0558.2 580558	L= 1.736
			➡	☐; 12/09→; Bus; → 01/10; Trommelbremse		24.3727-0559.2 580559	L= 1.784
			➡	☐; → 01/10; Kasten/Kombi; Trommelbremse		24.3727-0560.2 580560	L= 1.741
			➡	☐; 12/09→; Bus; → 01/10; Trommelbremse		24.3727-0561.2 580561	L= 1.788
			➡	☐; → 01/10; Kasten/Kombi		24.3727-0570.2 580570	L= 2.140

	kw				!#		
<b>FIAT - DOBLO Cargo (223_) 11/00→</b>							
 <b>Seilzug, Feststellbremse</b>							
1.4	57	10/05→	➔	☐; → 01/10; Kasten/Kombi		24.3727-0571.2 580571	L= 2.140
			➔	☑; → 01/10; Kasten/Kombi	2	24.3727-0572.2 580572	L= 2.137
			➔	☐; 12/09→; Bus; → 01/10		24.3727-0573.2 580573	L= 2.135
			➔	☑; 12/09→; Bus; → 01/10		24.3727-0574.2 580574	L= 2.120
<b>FIAT - DOBLO Großraumlimousine (119_, 223_) 03/01→</b>							
 <b>Radbremszylinder</b>							
1.2 (223AXA1A)	48	03/01→	➔	→ 01/04		24.3220-1722.3 020458	Ø 20,64 GG
1.9 D (223AXB1A)	46	03/01→					
1.3 D Multijet	62	10/05→	➔	→ 01/10		24.3220-1728.3 020509	Ø 20,64 ALU
1.4	57	10/05→					
1.9 D Multijet	88	10/05→					
1.3 JTD	55	05/05→	➔	→ 09/05		24.3220-1107.3 020218	AP Ø 20,64 GG
			➔	10/05→ 01/10		24.3220-1728.3 020509	Ø 20,64 ALU
1.6 16V (223AXD1A)	76	10/01→	➔	02/04→ 09/05		24.3220-1107.3 020218	AP Ø 20,64 GG
1.6 Natural Power	76	09/02→					
1.9 JTD	77	07/03→	➔	→ 01/04		24.3220-1722.3 020458	Ø 20,64 GG
1.9 JTD (223AXE1A)	74	10/01→	➔	10/05→ 01/10		24.3220-1728.3 020509	Ø 20,64 ALU
<b>Zubehörsatz, Bremsbacken</b>							
1.2 (223AXA1A)	48	03/01→	➔	→ 01/04		03.0137-9261.2 669261	
1.9 D (223AXB1A)	46	03/01→					
1.3 D Multijet	62	10/05→	➔	→ 01/10		03.0137-9296.2 669296	
1.4	57	10/05→					
1.9 D Multijet	88	10/05→					
1.3 JTD	55	05/05→	➔	10/05→ 01/10		03.0137-9296.2 669296	
			➔	→ 09/05		03.0137-9309.2 669309	AP
1.6 16V (223AXD1A)	76	10/01→	➔	→ 01/04		03.0137-9261.2 669261	
1.6 Natural Power	76	09/02→					
1.9 JTD	77	07/03→	➔	10/05→ 01/10		03.0137-9296.2 669296	
1.9 JTD (223AXE1A)	74	10/01→	➔	02/04→ 09/05		03.0137-9309.2 669309	AP
 <b>Bremstrommel</b>							
1.2 (223AXA1A)	48	03/01→	➔	→ 09/05		24.0222-8018.1 480078	Ø 228,0 x 48 / 230
1.9 D (223AXB1A)	46	03/01→					
1.3 D Multijet	62	10/05→	➔	→ 01/10		24.0222-8018.1 480078	Ø 228,0 x 48 / 230
1.4	57	10/05→					
1.6 16V (223AXD1A)	76	10/01→					
1.6 Natural Power	76	09/02→					
1.9 D Multijet	88	10/05→					
1.9 JTD	77	07/03→					
1.9 JTD (223AXE1A)	74	10/01→					
1.3 JTD	55	05/05→	➔	10/05→ 01/10		24.0222-8018.1 480078	Ø 228,0 x 48 / 230
1.3 JTD 16V	51	12/04→05/05	➔			24.0222-8018.1 480078	Ø 228,0 x 48 / 230
 <b>Bremsbackensatz</b>							
1.2 (223AXA1A)	48	03/01→	➔	→ 01/04		03.0137-0415.2 650415	Ø 228 x 42 + HEB
1.9 D (223AXB1A)	46	03/01→					
1.3 D Multijet	62	10/05→	➔	→ 01/10		03.0137-0457.2 650457	AP Ø 228 x 42 + HEB
1.4	57	10/05→					
1.9 D Multijet	88	10/05→					
1.3 JTD	55	05/05→	➔	10/05→ 01/10		03.0137-0457.2 650457	AP Ø 228 x 42 + HEB
			➔	→ 09/05		03.0137-0457.2 650457	AP Ø 228 x 42 + HEB
						03.0521-0220.3 690220	AP Ø 228 x 42 Ø 20,64 + RZ / + Zub TopKit
1.6 16V (223AXD1A)	76	10/01→	➔	→ 01/04		03.0137-0415.2 650415	Ø 228 x 42 + HEB
1.6 Natural Power	76	09/02→					
1.9 JTD	77	07/03→	➔	10/05→ 01/10		03.0137-0457.2 650457	AP Ø 228 x 42 + HEB
1.9 JTD (223AXE1A)	74	10/01→	➔	02/04→ 09/05		03.0137-0457.2 650457	AP Ø 228 x 42 + HEB
						03.0521-0220.3 690220	AP Ø 228 x 42 Ø 20,64 + RZ / + Zub TopKit
 <b>Seilzug, Feststellbremse</b>							
1.2 (223AXA1A)	48	03/01→	➔	☐; → 01/10; Kasten/Kombi; Trommelbremse		24.3727-0558.2 580558	L= 1.736
1.6 16V (223AXD1A)	76	10/01→					
1.6 Natural Power	76	09/02→	➔	☐; → 01/10; Bus; Trommelbremse		24.3727-0559.2 580559	L= 1.784
1.9 D (223AXB1A)	46	03/01→					
1.9 JTD	77	07/03→	➔	☐; → 01/10; Kasten/Kombi; Trommelbremse		24.3727-0560.2 580560	L= 1.741
1.9 JTD (223AXE1A)	74	10/01→					
↓							

	kw				!#		
<b>FIAT - DOBLO Großraumlimousine (119_, 223_) 03/01→</b>							
 <b>Seilzug, Feststellbremse</b>							
1.2 (223AXA1A)	48	03/01→	➔	☐; → 01/10; Bus; Trommelbremse		24.3727-0561.2 580561	L= 1.788
1.6 16V (223AXD1A)	76	10/01→	➔	☐; → 01/10; Kasten/Kombi		24.3727-0570.2 580570	L= 2.140
1.6 Natural Power	76	09/02→	➔	☐; → 01/10; Kasten/Kombi		24.3727-0571.2 580571	L= 2.140
1.9 D (223AXB1A)	46	03/01→	➔	☐; → 01/10; Kasten/Kombi		24.3727-0571.2 580571	L= 2.140
1.9 JTD	77	07/03→	➔	☐; → 01/10; Kasten/Kombi	2	24.3727-0572.2 580572	L= 2.137
1.9 JTD (223AXE1A)	74	10/01→	➔	☐; → 01/10; Bus		24.3727-0573.2 580573	L= 2.135
			➔	☐; → 01/10; Bus		24.3727-0574.2 580574	L= 2.120
1.3 JTD 16V	51	12/04→05/05	➔	☐; Kasten/Kombi; Trommelbremse		24.3727-0558.2 580558	L= 1.736
			➔	☐; Bus; Trommelbremse		24.3727-0559.2 580559	L= 1.784
			➔	☐; Kasten/Kombi; Trommelbremse		24.3727-0560.2 580560	L= 1.741
			➔	☐; Bus; Trommelbremse		24.3727-0561.2 580561	L= 1.788
			➔	☐; Kasten/Kombi		24.3727-0570.2 580570	L= 2.140
			➔	☐; Kasten/Kombi		24.3727-0571.2 580571	L= 2.140
			➔	☐; Kasten/Kombi	2	24.3727-0572.2 580572	L= 2.137
			➔	☐; Bus		24.3727-0573.2 580573	L= 2.135
			➔	☐; Bus		24.3727-0574.2 580574	L= 2.120
1.4	57	10/05→	➔	☐; → 01/10; Kasten/Kombi; Trommelbremse		24.3727-0558.2 580558	L= 1.736
			➔	☐; 12/09→; Bus; → 01/10; Trommelbremse		24.3727-0559.2 580559	L= 1.784
			➔	☐; → 01/10; Kasten/Kombi; Trommelbremse		24.3727-0560.2 580560	L= 1.741
			➔	☐; 12/09→; Bus; → 01/10; Trommelbremse		24.3727-0561.2 580561	L= 1.788
			➔	☐; → 01/10; Kasten/Kombi		24.3727-0570.2 580570	L= 2.140
			➔	☐; → 01/10; Kasten/Kombi		24.3727-0571.2 580571	L= 2.140
			➔	☐; → 01/10; Kasten/Kombi	2	24.3727-0572.2 580572	L= 2.137
			➔	☐; 12/09→; Bus; → 01/10		24.3727-0573.2 580573	L= 2.135
			➔	☐; 12/09→; Bus; → 01/10		24.3727-0574.2 580574	L= 2.120
<b>FIAT - DOBLO Kasten/Kombi (263_) 02/10→</b>							
 <b>Radbremszylinder</b>							
1.3 D Multijet	55	11/13→	➔			24.3220-1728.3 020509	Ø 20,64 ALU
1.3 D Multijet	59	03/16→	➔				
1.3 D Multijet	66	02/10→	➔	für erhöhte Nutzlast		24.3225-1704.3 020541	Ø 25,4 ALU
1.3 D Multijet	70	03/16→					
1.4	70	02/10→					
1.4	88	10/11→					
1.4 Natural Power	88	06/10→					
1.6 D Multijet	66	02/10→					
1.6 D Multijet	74	02/10→					
1.6 D Multijet	77	02/10→					
1.6 D Multijet	88	02/16→					
2.0 D Multijet	99	02/10→					
<b>Zubehörsatz, Bremsbacken</b>							
1.3 D Multijet	55	11/13→	➔			03.0137-9296.2 669296	
1.3 D Multijet	59	03/16→	➔				
1.3 D Multijet	66	02/10→	➔			03.0137-9309.2 669309	AP
1.3 D Multijet	70	03/16→					
1.4	70	02/10→					
1.4	88	10/11→					
1.4 Natural Power	88	06/10→					
1.6 D Multijet	66	02/10→					
1.6 D Multijet	74	02/10→					
1.6 D Multijet	77	02/10→					
1.6 D Multijet	88	02/16→					
2.0 D Multijet	99	02/10→					
 <b>Bremsbackensatz</b>							
1.3 D Multijet	55	11/13→	➔			03.0137-0457.2 650457	AP Ø 228 x 42 + HEB
1.3 D Multijet	59	03/16→	➔			03.0521-0320.3 690320	AP Ø 228 x 42 Ø 20,64 + RZ / + Zub TopKit
1.3 D Multijet	66	02/10→	➔				
1.3 D Multijet	70	03/16→	➔				
1.4	70	02/10→	➔			03.0137-0505.2 650505	AP Ø 254 x 57 + HEB
1.4	88	10/11→					
1.4 Natural Power	88	06/10→					
1.6 D Multijet	66	02/10→					
1.6 D Multijet	74	02/10→					
↓							

	kW				#		
<b>FIAT - DOBLO Kasten/Kombi (263_) 02/10→</b>							
 <b>Bremsbackensatz</b>							
1.6 D Multijet	77	02/10→	→			<b>03.0137-0457.2 650457</b>	AP Ø 228 x 42 + HEB
1.6 D Multijet	88	02/16→				<b>03.0521-0320.3 690320</b>	AP Ø 228 x 42 Ø 20,64 + RZ / + Zub TopKit
2.0 D Multijet	99	02/10→	→			<b>03.0137-0505.2 650505</b>	AP Ø 254 x 57 + HEB
<b>FIAT - DOBLO Kombi (263_) 11/09→</b>							
 <b>Radbremszylinder</b>							
1.3 D Multijet	66	02/10→	→			<b>24.3220-1728.3 020509</b>	Ø 20,64 ALU
1.3 D Multijet	70	03/16→					
1.4	88	10/11→	→	für erhöhte Nutzlast		<b>24.3225-1704.3 020541</b>	Ø 25,4 ALU
1.4 (263AXA1A)	70	02/10→					
1.4 Natural Power	88	02/10→					
1.6 D Multijet	66	02/10→					
1.6 D Multijet	70	03/15→					
1.6 D Multijet	74	03/16→					
1.6 D Multijet	77	02/10→					
1.6 D Multijet	88	03/15→					
2.0 D Multijet (263AXF1B)	99	01/10→					
<b>Zubehörsatz, Bremsbacken</b>							
1.3 D Multijet	66	02/10→	→			<b>03.0137-9296.2 669296</b>	
1.3 D Multijet	70	03/16→					
1.4	88	10/11→	→			<b>03.0137-9309.2 669309</b>	AP
1.4 (263AXA1A)	70	02/10→					
1.4 Natural Power	88	02/10→					
1.6 D Multijet	66	02/10→					
1.6 D Multijet	70	03/15→					
1.6 D Multijet	74	03/16→					
1.6 D Multijet	77	02/10→					
1.6 D Multijet	88	03/15→					
2.0 D Multijet (263AXF1B)	99	01/10→					
<b>FIAT - DOBLO Pritsche/Fahrgestell (263_) 02/10→</b>							
 <b>Radbremszylinder</b>							
1.3 D Multijet	55	11/13→	→			<b>24.3220-1728.3 020509</b>	Ø 20,64 ALU
1.3 D Multijet	59	03/16→					
1.3 D Multijet	66	02/10→	→	für erhöhte Nutzlast		<b>24.3225-1704.3 020541</b>	Ø 25,4 ALU
1.3 D Multijet	70	03/16→					
1.4	70	04/10→					
1.4	88	10/11→					
1.4 Natural Power	88	06/10→					
1.6 D Multijet	66	02/10→					
1.6 D Multijet	74	02/11→					
1.6 D Multijet	77	02/10→					
1.6 D Multijet	88	02/16→					
2.0 D Multijet	99	02/10→					
<b>Zubehörsatz, Bremsbacken</b>							
1.3 D Multijet	55	11/13→	→			<b>03.0137-9296.2 669296</b>	
1.3 D Multijet	59	03/16→					
1.3 D Multijet	66	02/10→	→			<b>03.0137-9309.2 669309</b>	AP
1.3 D Multijet	70	03/16→					
1.4	70	04/10→					
1.4	88	10/11→					
1.4 Natural Power	88	06/10→					
1.6 D Multijet	66	02/10→					
1.6 D Multijet	74	02/11→					
1.6 D Multijet	77	02/10→					
1.6 D Multijet	88	02/16→					
2.0 D Multijet	99	02/10→					





**FIAT - DOBLO Pritsche/Fahrgestell (263\_) 02/10→**

**Brmsbackensatz**

1.3 D Multijet	55	11/13→	➔		<b>03.0137-0457.2 650457</b>	AP Ø 228 x 42 + HEB
1.3 D Multijet	59	03/16→			<b>03.0521-0320.3 690320</b>	AP Ø 228 x 42 Ø 20,64 + RZ / + Zub TopKit
1.3 D Multijet	66	02/10→				
1.3 D Multijet	70	03/16→				
1.4	70	04/10→	➔		<b>03.0137-0505.2 650505</b>	AP Ø 254 x 57 + HEB
1.4	88	10/11→				
1.4 Natural Power	88	06/10→				
1.6 D Multijet	66	02/10→				
1.6 D Multijet	74	02/11→				
1.6 D Multijet	77	02/10→				
1.6 D Multijet	88	02/16→				
2.0 D Multijet	99	02/10→				







**FIAT - DUCATO Bus (230\_) 03/94→04/02**







**Radbremszylinder**







1.9 D	50	04/98→04/02	➔	→ 10/01; Nutzlast [kg]: 1.000	<b>24.3225-1701.3 020399</b>	Ø 25,4 GG
1.9 D Combinato	51	06/95→04/02				
1.9 TD	66	04/98→04/02	➔	11/01→ 03/02; Nutzlast [kg]: 1.000	<b>24.3226-1702.3 020469</b>	Ø 26,99 GG
1.9 TD Combinato	59	08/94→04/02				
1.9 TD Panorama/Combinato	60	03/94→04/02				
1.9 D	59	05/98→11/01	➔	→ 10/01; Nutzlast [kg]: 1.000	<b>24.3225-1701.3 020399</b>	Ø 25,4 GG
			➔	11/01→; Nutzlast [kg]: 1.000	<b>24.3226-1702.3 020469</b>	Ø 26,99 GG
2.0 4x4	80	11/94→11/01	➔	→ 10/01; Nutzlast ab [kg] 1.000 Nutzlast bis [kg] 1.400	<b>24.3225-1701.3 020399</b>	Ø 25,4 GG
			➔	11/01→; Nutzlast ab [kg] 1.000 Nutzlast bis [kg] 1.400	<b>24.3226-1702.3 020469</b>	Ø 26,99 GG
			➔	→ 10/01; Nutzlast [kg]: 1.800	<b>24.3228-1701.3 020401</b>	Ø 28,57 GG
2.0 JTD	62	10/01→04/02	➔	→ 03/02; Nutzlast [kg]: 1.400	<b>24.3226-1702.3 020469</b>	Ø 26,99 GG
2.0 Panorama/Combinato	80	03/94→04/02	➔	→ 10/01; Nutzlast ab [kg] 1.000 Nutzlast bis [kg] 1.400	<b>24.3225-1701.3 020399</b>	Ø 25,4 GG
			➔	11/01→ 03/02; Nutzlast ab [kg] 1.000 Nutzlast bis [kg] 1.400	<b>24.3226-1702.3 020469</b>	Ø 26,99 GG
			➔	→ 10/01; Nutzlast [kg]: 1.800	<b>24.3228-1701.3 020401</b>	Ø 28,57 GG
2.5 D Combinato	62	08/94→04/02	➔	→ 10/01; Nutzlast [kg]: 1.400	<b>24.3225-1701.3 020399</b>	Ø 25,4 GG
			➔	11/01→ 03/02; Nutzlast [kg]: 1.400	<b>24.3226-1702.3 020469</b>	Ø 26,99 GG
			➔	→ 10/01; Nutzlast [kg]: 1.800	<b>24.3228-1701.3 020401</b>	Ø 28,57 GG
2.5 TD	70	03/94→04/02	➔	→ 10/01; Nutzlast [kg]: 1.400	<b>24.3226-1702.3 020469</b>	Ø 26,99 GG
2.5 TDI Panorama/Combinato	80	07/94→04/02	➔	11/01→ 03/02; Nutzlast [kg]: 1.400	<b>24.3226-1702.3 020469</b>	Ø 26,99 GG
2.5 TDI Panorama/Combinato	85	03/94→04/02	➔	→ 10/01; Nutzlast [kg]: 1.800	<b>24.3228-1701.3 020401</b>	Ø 28,57 GG
2.8 D	64	02/98→04/02				
2.8 JTD	94	11/00→04/02				
2.8 JTD 4x4	94	11/00→04/02				
2.8 TDI	90	10/97→04/02				
2.8 TDI 4x4	90	07/99→04/02				
2.5 TD	85	06/94→09/01	➔	Nutzlast [kg]: 1.400	<b>24.3226-1702.3 020469</b>	Ø 26,99 GG
2.5 TD 4x4	80	11/94→04/98	➔	Nutzlast [kg]: 1.800	<b>24.3228-1701.3 020401</b>	Ø 28,57 GG
2.5 TDI 4x4	85	04/97→04/02	➔	→ 10/01; Nutzlast [kg]: 1.400	<b>24.3226-1702.3 020469</b>	Ø 26,99 GG
			➔	11/01→ 03/02; Nutzlast [kg]: 1.400	<b>24.3226-1702.3 020469</b>	Ø 26,99 GG







**Zubehörsatz, Bremsbacken**

1.9 D	50	04/98→04/02	➔	→ 10/01; Nutzlast [kg]: 1.000	<b>03.0137-9219.2 669219</b>	TRW
1.9 D Combinato	51	06/95→04/02				
1.9 TD	66	04/98→04/02	➔	11/01→ 03/02; Nutzlast [kg]: 1.000	<b>03.0137-9285.2 669285</b>	AP
1.9 TD Combinato	59	08/94→04/02				
1.9 TD Panorama/Combinato	60	03/94→04/02				
1.9 D	59	05/98→11/01	➔	→ 10/01; Nutzlast [kg]: 1.000	<b>03.0137-9219.2 669219</b>	TRW
			➔	11/01→; Nutzlast [kg]: 1.000	<b>03.0137-9285.2 669285</b>	AP
2.0 4x4	80	11/94→11/01	➔	→ 10/01; Nutzlast [kg]: 1.800	<b>03.0137-9219.2 669219</b>	TRW
			➔	→ 10/01; Nutzlast ab [kg] 1.000 Nutzlast bis [kg] 1.400	<b>03.0137-9219.2 669219</b>	TRW
			➔	11/01→; Nutzlast ab [kg] 1.000 Nutzlast bis [kg] 1.400	<b>03.0137-9285.2 669285</b>	AP
2.0 JTD	62	10/01→04/02	➔	→ 03/02; Nutzlast [kg]: 1.400	<b>03.0137-9285.2 669285</b>	AP
2.0 Panorama/Combinato	80	03/94→04/02	➔	→ 10/01; Nutzlast [kg]: 1.800	<b>03.0137-9219.2 669219</b>	TRW
			➔	→ 10/01; Nutzlast ab [kg] 1.000 Nutzlast bis [kg] 1.400	<b>03.0137-9219.2 669219</b>	TRW












	kw				!#		
<b>FIAT - DUCATO Bus (230_) 03/94→04/02</b>							
<b>Zubehörsatz, Bremsbacken</b>							
2.0 Panorama/Combinato	80	03/94→04/02	➡	11/01→ 03/02; Nutzlast ab [kg] 1.000 Nutzlast bis [kg] 1.400		<b>03.0137-9285.2 669285</b>	AP
2.5 D Combinato	62	08/94→04/02	➡	→ 10/01; Nutzlast [kg]: 1.400		<b>03.0137-9219.2 669219</b>	TRW
2.5 TD	70	03/94→04/02	➡	→ 10/01; Nutzlast [kg]: 1.800		<b>03.0137-9219.2 669219</b>	TRW
2.5 TDI Panorama/Combinato	80	07/94→04/02	➡	→ 10/01; Nutzlast [kg]: 1.800		<b>03.0137-9219.2 669219</b>	TRW
2.5 TDI Panorama/Combinato	85	03/94→04/02	➡	11/01→ 03/02; Nutzlast [kg]: 1.400		<b>03.0137-9285.2 669285</b>	AP
2.8 D	64	02/98→04/02					
2.8 JTD	94	11/00→04/02					
2.8 JTD 4x4	94	11/00→04/02					
2.8 TDI	90	10/97→04/02					
2.8 TDI 4x4	90	07/99→04/02					
2.5 TD	85	06/94→09/01	➡	Nutzlast [kg]: 1.800		<b>03.0137-9219.2 669219</b>	TRW
2.5 TD 4x4	80	11/94→04/98	➡	Nutzlast [kg]: 1.400		<b>03.0137-9219.2 669219</b>	TRW
2.5 TDI 4x4	85	04/97→04/02	➡	→ 10/01; Nutzlast [kg]: 1.400		<b>03.0137-9219.2 669219</b>	TRW
			➡	11/01→ 03/02; Nutzlast [kg]: 1.400		<b>03.0137-9285.2 669285</b>	AP
<b>Bremstrommel</b>							
1.9 D	50	04/98→04/02	➡	→ 03/02; Nutzlast [kg]: 1.000		<b>24.0225-4002.1 480048</b>	Ø 254,0 x 64,4 / 255,6
1.9 D Combinato	51	06/95→04/02	➡				
1.9 TD	66	04/98→04/02	➡				
1.9 TD Combinato	59	08/94→04/02	➡				
1.9 TD Panorama/Combinato	60	03/94→04/02	➡				
1.9 D	59	05/98→11/01	➡	Nutzlast [kg]: 1.000		<b>24.0225-4002.1 480048</b>	Ø 254,0 x 64,4 / 255,6
2.0 4x4	80	11/94→11/01	➡	Nutzlast ab [kg] 1.000 Nutzlast bis [kg] 1.400		<b>24.0225-4002.1 480048</b>	Ø 254,0 x 64,4 / 255,6
			➡	→ 10/01; Nutzlast [kg]: 1.800		<b>24.0225-4005.1 480070</b>	Ø 254,0 x 64,5 / 255,6
2.0 JTD	62	10/01→04/02	➡	→ 03/02; Nutzlast [kg]: 1.400		<b>24.0225-4002.1 480048</b>	Ø 254,0 x 64,4 / 255,6
2.5 TDI 4x4	85	04/97→04/02	➡				
2.0 Panorama/Combinato	80	03/94→04/02	➡	→ 03/02; Nutzlast ab [kg] 1.000 Nutzlast bis [kg] 1.400		<b>24.0225-4002.1 480048</b>	Ø 254,0 x 64,4 / 255,6
			➡	→ 10/01; Nutzlast [kg]: 1.800		<b>24.0225-4005.1 480070</b>	Ø 254,0 x 64,5 / 255,6
2.5 D Combinato	62	08/94→04/02	➡	→ 03/02; Nutzlast [kg]: 1.400		<b>24.0225-4002.1 480048</b>	Ø 254,0 x 64,4 / 255,6
2.5 TD	70	03/94→04/02	➡				
2.5 TDI Panorama/Combinato	80	07/94→04/02	➡	→ 10/01; Nutzlast [kg]: 1.800		<b>24.0225-4005.1 480070</b>	Ø 254,0 x 64,5 / 255,6
2.5 TDI Panorama/Combinato	85	03/94→04/02					
2.8 D	64	02/98→04/02					
2.8 JTD	94	11/00→04/02					
2.8 JTD 4x4	94	11/00→04/02					
2.8 TDI	90	10/97→04/02					
2.8 TDI 4x4	90	07/99→04/02					
2.5 TD	85	06/94→09/01	➡	Nutzlast [kg]: 1.400		<b>24.0225-4002.1 480048</b>	Ø 254,0 x 64,4 / 255,6
2.5 TD 4x4	80	11/94→04/98	➡	Nutzlast [kg]: 1.800		<b>24.0225-4005.1 480070</b>	Ø 254,0 x 64,5 / 255,6
<b>Bremsbackensatz</b>							
1.9 D	50	04/98→04/02	➡	→ 10/01; Nutzlast [kg]: 1.000; nicht für Wohnmobile		<b>03.0137-0333.2 650333</b>	TRW Ø 254 x 57 + HEB
1.9 D Combinato	51	06/95→04/02	➡			<b>03.0520-0925.3 690925</b>	TRW Ø 254 x 57 Ø 25,4 + RZ / + Zub TopKit
1.9 TD	66	04/98→04/02	➡				
1.9 TD Combinato	59	08/94→04/02	➡				
1.9 TD Panorama/Combinato	60	03/94→04/02	➡	11/01→ 03/02; Nutzlast [kg]: 1.000; nicht für Wohnmobile		<b>03.0137-0432.2 650432</b>	AP Ø 254 x 57 + HEB
						<b>03.0520-0326.3 690326</b>	AP Ø 254 x 57 Ø 26,99 + RZ / + Zub TopKit
1.9 D	59	05/98→11/01	➡	→ 10/01; Nutzlast [kg]: 1.000; nicht für Wohnmobile		<b>03.0137-0333.2 650333</b>	TRW Ø 254 x 57 + HEB
						<b>03.0520-0925.3 690925</b>	TRW Ø 254 x 57 Ø 25,4 + RZ / + Zub TopKit
			➡	11/01→; Nutzlast [kg]: 1.000; nicht für Wohnmobile		<b>03.0137-0432.2 650432</b>	AP Ø 254 x 57 + HEB
						<b>03.0520-0326.3 690326</b>	AP Ø 254 x 57 Ø 26,99 + RZ / + Zub TopKit
2.0 4x4	80	11/94→11/01	➡	→ 10/01; Nutzlast ab [kg] 1.000 Nutzlast bis [kg] 1.400; nicht für Wohnmobile		<b>03.0137-0333.2 650333</b>	TRW Ø 254 x 57 + HEB
						<b>03.0520-0925.3 690925</b>	TRW Ø 254 x 57 Ø 25,4 + RZ / + Zub TopKit
			➡	→ 10/01; Nutzlast [kg]: 1.800; nicht für Wohnmobile		<b>03.0137-0334.2 650334</b>	TRW Ø 254 x 57 + HEB
						<b>03.0520-0728.3 690728</b>	TRW Ø 254 x 57 Ø 28,57 + RZ / + Zub TopKit
			➡	11/01→; Nutzlast ab [kg] 1.000 Nutzlast bis [kg] 1.400; nicht für Wohnmobile		<b>03.0137-0432.2 650432</b>	AP Ø 254 x 57 + HEB
						<b>03.0520-0326.3 690326</b>	AP Ø 254 x 57 Ø 26,99 + RZ / + Zub TopKit
↓							

	kw				!#		
<b>FIAT - DUCATO Bus (230_) 03/94→04/02</b>							
<b>Bremsbackensatz</b>							
2.0 JTD	62	10/01→04/02	➡	→ 03/02; Nutzlast [kg]: 1.400; nicht für Wohnmobile		03.0137-0432.2 650432 03.0520-0326.3 690326	AP Ø 254 x 57 + HEB AP Ø 254 x 57 Ø 26,99 + RZ / + Zub TopKit
2.0 Panorama/Combinato	80	03/94→04/02	➡	→ 10/01; Nutzlast ab [kg] 1.000 Nutzlast bis [kg] 1.400; nicht für Wohnmobile		03.0137-0333.2 650333 03.0520-0925.3 690925	TRW Ø 254 x 57 + HEB TRW Ø 254 x 57 Ø 25,4 + RZ / + Zub TopKit
			➡	→ 10/01; Nutzlast [kg]: 1.800; nicht für Wohnmobile		03.0137-0334.2 650334 03.0520-0728.3 690728	TRW Ø 254 x 57 + HEB TRW Ø 254 x 57 Ø 28,57 + RZ / + Zub TopKit
			➡	11/01→ 03/02; Nutzlast ab [kg] 1.000 Nutzlast bis [kg] 1.400; nicht für Wohnmobile		03.0137-0432.2 650432 03.0520-0326.3 690326	AP Ø 254 x 57 + HEB AP Ø 254 x 57 Ø 26,99 + RZ / + Zub TopKit
2.5 D Combinato	62	08/94→04/02	➡	→ 10/01; Nutzlast [kg]: 1.400; nicht für Wohnmobile		03.0137-0333.2 650333 03.0520-0925.3 690925	TRW Ø 254 x 57 + HEB TRW Ø 254 x 57 Ø 25,4 + RZ / + Zub TopKit
			➡	→ 10/01; Nutzlast [kg]: 1.800; nicht für Wohnmobile		03.0137-0334.2 650334 03.0520-0728.3 690728	TRW Ø 254 x 57 + HEB TRW Ø 254 x 57 Ø 28,57 + RZ / + Zub TopKit
			➡	11/01→ 03/02; Nutzlast [kg]: 1.400; nicht für Wohnmobile		03.0137-0432.2 650432 03.0520-0326.3 690326	AP Ø 254 x 57 + HEB AP Ø 254 x 57 Ø 26,99 + RZ / + Zub TopKit
2.5 TD 2.5 TDI Panorama/ Combinato 2.5 TDI Panorama/ Combinato 2.8 D 2.8 JTD 2.8 JTD 4x4 2.8 TDI 2.8 TDI 4x4	70	03/94→04/02	➡	→ 10/01; Nutzlast [kg]: 1.400; nicht für Wohnmobile		03.0137-0333.2 650333 03.0520-0226.3 690226	TRW Ø 254 x 57 + HEB TRW Ø 254 x 57 Ø 26,99 + RZ / + Zub TopKit
	80	07/94→04/02				03.0520-0226.3 690226	
	85	03/94→04/02				03.0137-0334.2 650334 03.0520-0728.3 690728	TRW Ø 254 x 57 + HEB TRW Ø 254 x 57 Ø 28,57 + RZ / + Zub TopKit
	64	02/98→04/02				03.0520-0728.3 690728	
	94	11/00→04/02					
	94	11/00→04/02					
90	10/97→04/02	➡	11/01→ 03/02; Nutzlast [kg]: 1.400; nicht für Wohnmobile		03.0137-0432.2 650432 03.0520-0326.3 690326	AP Ø 254 x 57 + HEB AP Ø 254 x 57 Ø 26,99 + RZ / + Zub TopKit	
90	07/99→04/02				03.0520-0326.3 690326		
2.5 TD 2.5 TD 4x4	85	06/94→09/01	➡	Nutzlast [kg]: 1.400; nicht für Wohnmobile		03.0137-0333.2 650333 03.0520-0226.3 690226	TRW Ø 254 x 57 + HEB TRW Ø 254 x 57 Ø 26,99 + RZ / + Zub TopKit
	80	11/94→04/98				03.0520-0226.3 690226	
2.5 TDI 4x4	85	04/97→04/02	➡	→ 10/01; Nutzlast [kg]: 1.400; nicht für Wohnmobile		03.0137-0333.2 650333 03.0520-0226.3 690226	TRW Ø 254 x 57 + HEB TRW Ø 254 x 57 Ø 26,99 + RZ / + Zub TopKit
			➡	11/01→ 03/02; Nutzlast [kg]: 1.400; nicht für Wohnmobile		03.0137-0432.2 650432 03.0520-0326.3 690326	AP Ø 254 x 57 + HEB AP Ø 254 x 57 Ø 26,99 + RZ / + Zub TopKit
<b>Bremsbackensatz, Feststellbremse</b>							
2.0 4x4	80	11/94→11/01	➡	11/01→; Nutzlast [kg]: 1.800; - Stützlager		03.0137-4002.2 654002	Ø 172 x 42 + Zub
2.0 JTD	62	10/01→04/02	➡	→ 03/02; Nutzlast [kg]: 1.800; - Stützlager		03.0137-4002.2 654002	Ø 172 x 42 + Zub
2.0 Panorama/Combinato	80	03/94→04/02	➡	11/01→ 03/02; Nutzlast [kg]: 1.800; - Stützlager		03.0137-4002.2 654002	Ø 172 x 42 + Zub
2.5 D Combinato	62	08/94→04/02					
2.5 TD	70	03/94→04/02					
2.5 TDI Panorama/Combinato	80	07/94→04/02					
2.5 TDI Panorama/Combinato	85	03/94→04/02					
2.8 D	64	02/98→04/02					
2.8 JTD	94	11/00→04/02					
2.8 JTD 4x4	94	11/00→04/02					
2.8 TDI	90	10/97→04/02					
2.8 TDI 4x4	90	07/99→04/02					
<b>Seilzug, Feststellbremse</b>							
1.9 D	50	04/98→04/02	←	⏏; → 03/02; Nutzlast [kg]: 1.000; Scheibenbremse	1	24.3727-0300.2 580300	L= 1.078
1.9 D Combinato	51	06/95→04/02					
1.9 TD	66	04/98→04/02	←	⏏; 10/99→ 10/01; Nutzlast [kg]: 1.000; Trommelbremse	1	24.3727-0300.2 580300	L= 1.078
1.9 TD Combinato	59	08/94→04/02					
1.9 TD Panorama/Combinato	60	03/94→04/02	←	⏏; 11/01→ 03/02; Nutzlast [kg]: 1.000; Trommelbremse	1	24.3727-0300.2 580300	L= 1.078
			←	⏏; → 09/99; Nutzlast [kg]: 1.000; Trommelbremse	1	24.3727-0300.2 580300	L= 1.078








	kw				!#		
<b>FIAT - DUCATO Bus (230_) 03/94→04/02</b>							
<b>Seilzug, Feststellbremse</b>							
1.9 D	50	04/98→04/02	➔	⬇; → 03/02; Nutzlast [kg]: 1.000; Scheibenbremse	1	24.3727-0340.2 580340	L= 3.025
1.9 D Combinato	51	06/95→04/02	➔	⬇; → 03/02; Nutzlast [kg]: 1.000; Scheibenbremse	1	24.3727-0340.2 580340	L= 3.025
1.9 TD	66	04/98→04/02	➔	⬇; 11/01→ 03/02; Nutzlast [kg]: 1.000; Trommelbremse	1	24.3727-0343.2 580343	L= 2.827
1.9 TD Combinato	59	08/94→04/02	➔	⬇; 11/01→ 03/02; Nutzlast [kg]: 1.000; Trommelbremse	1	24.3727-0343.2 580343	L= 2.827
1.9 TD Panorama/Combinato	60	03/94→04/02	➔	⬇; 10/99→ 10/01; Nutzlast [kg]: 1.000; Trommelbremse	1	24.3727-0344.2 580344	L= 2.806
			➔	⬇; → 09/99; Nutzlast [kg]: 1.000; Trommelbremse	1	24.3727-0345.2 580345	L= 3.045
1.9 D	59	05/98→11/01	➔	⬆; Nutzlast [kg]: 1.000; Scheibenbremse	1	24.3727-0300.2 580300	L= 1.078
			➔	⬆; 10/99→ 10/01; Nutzlast [kg]: 1.000; Trommelbremse	1	24.3727-0300.2 580300	L= 1.078
			➔	⬆; → 09/99; Nutzlast [kg]: 1.000; Trommelbremse	1	24.3727-0300.2 580300	L= 1.078
			➔	⬆; 11/01→; Nutzlast [kg]: 1.000; Trommelbremse	1	24.3727-0300.2 580300	L= 1.078
			➔	⬇; Nutzlast [kg]: 1.000; Scheibenbremse	1	24.3727-0340.2 580340	L= 3.025
			➔	⬇; 11/01→; Nutzlast [kg]: 1.000; Trommelbremse	1	24.3727-0343.2 580343	L= 2.827
			➔	⬇; 10/99→ 10/01; Nutzlast [kg]: 1.000; Trommelbremse	1	24.3727-0344.2 580344	L= 2.806
			➔	⬇; → 09/99; Nutzlast [kg]: 1.000; Trommelbremse	1	24.3727-0345.2 580345	L= 3.045
2.0 4x4	80	11/94→11/01	➔	⬆; 11/01→; Nutzlast ab [kg] 1.000 Nutzlast bis [kg] 1.800; Trommelbremse	1	24.3727-0300.2 580300	L= 1.078
			➔	⬆; 10/99→ 10/01; Nutzlast ab [kg] 1.000 Nutzlast bis [kg] 1.800; Trommelbremse	1	24.3727-0300.2 580300	L= 1.078
			➔	⬆; Nutzlast ab [kg] 1.000 Nutzlast bis [kg] 1.800; Scheibenbremse	1	24.3727-0300.2 580300	L= 1.078
			➔	⬆; → 09/99; Nutzlast ab [kg] 1.000 Nutzlast bis [kg] 1.800; Trommelbremse	1	24.3727-0300.2 580300	L= 1.078
			➔	⬇; Nutzlast ab [kg] 1.000 Nutzlast bis [kg] 1.800; Scheibenbremse	1	24.3727-0340.2 580340	L= 3.025
			➔	⬇; 11/01→; Nutzlast ab [kg] 1.000 Nutzlast bis [kg] 1.800; Trommelbremse	1	24.3727-0343.2 580343	L= 2.827
			➔	⬇; 10/99→ 10/01; Nutzlast ab [kg] 1.000 Nutzlast bis [kg] 1.800; Trommelbremse	1	24.3727-0344.2 580344	L= 2.806
			➔	⬇; → 09/99; Nutzlast ab [kg] 1.000 Nutzlast bis [kg] 1.800; Trommelbremse	1	24.3727-0345.2 580345	L= 3.045
2.0 JTD	62	10/01→04/02	➔	⬆; → 03/02; Nutzlast ab [kg] 1.400 Nutzlast bis [kg] 1.800; Trommelbremse	1	24.3727-0300.2 580300	L= 1.078
			➔	⬆; → 03/02; Nutzlast ab [kg] 1.400 Nutzlast bis [kg] 1.800; Scheibenbremse	1	24.3727-0300.2 580300	L= 1.078
			➔	⬇; → 03/02; Nutzlast ab [kg] 1.400 Nutzlast bis [kg] 1.800; Scheibenbremse	1	24.3727-0340.2 580340	L= 3.025
			➔	⬇; → 03/02; Nutzlast ab [kg] 1.400 Nutzlast bis [kg] 1.800; Trommelbremse	1	24.3727-0343.2 580343	L= 2.827
2.0 Panorama/Combinato	80	03/94→04/02	➔	⬆; 11/01→ 03/02; Nutzlast ab [kg] 1.000 Nutzlast bis [kg] 1.800; Trommelbremse	1	24.3727-0300.2 580300	L= 1.078
			➔	⬆; 10/99→ 10/01; Nutzlast ab [kg] 1.000 Nutzlast bis [kg] 1.800; Trommelbremse	1	24.3727-0300.2 580300	L= 1.078
			➔	⬆; → 09/99; Nutzlast ab [kg] 1.000 Nutzlast bis [kg] 1.800; Trommelbremse	1	24.3727-0300.2 580300	L= 1.078
			➔	⬆; → 03/02; Nutzlast ab [kg] 1.000 Nutzlast bis [kg] 1.800; Scheibenbremse	1	24.3727-0300.2 580300	L= 1.078
			➔	⬇; → 03/02; Nutzlast ab [kg] 1.000 Nutzlast bis [kg] 1.800; Scheibenbremse	1	24.3727-0340.2 580340	L= 3.025
			➔	⬇; 11/01→ 03/02; Nutzlast ab [kg] 1.000 Nutzlast bis [kg] 1.800; Trommelbremse	1	24.3727-0343.2 580343	L= 2.827
			➔	⬇; 10/99→ 10/01; Nutzlast ab [kg] 1.000 Nutzlast bis [kg] 1.800; Trommelbremse	1	24.3727-0344.2 580344	L= 2.806
			➔	⬇; → 09/99; Nutzlast ab [kg] 1.000 Nutzlast bis [kg] 1.800; Trommelbremse	1	24.3727-0345.2 580345	L= 3.045
2.5 D Combinato	62	08/94→04/02	➔	⬆; → 03/02; Nutzlast ab [kg] 1.400 Nutzlast bis [kg] 1.800; Scheibenbremse	1	24.3727-0300.2 580300	L= 1.078
2.5 TD	70	03/94→04/02	➔	⬆; → 03/02; Nutzlast ab [kg] 1.400 Nutzlast bis [kg] 1.800; Scheibenbremse	1	24.3727-0300.2 580300	L= 1.078
2.5 TDI 4x4	85	04/97→04/02	➔	⬆; 11/01→ 03/02; Nutzlast ab [kg] 1.400 Nutzlast bis [kg] 1.800; Trommelbremse	1	24.3727-0300.2 580300	L= 1.078
2.5 TDI Panorama/Combinato	80	07/94→04/02	➔	⬆; 11/01→ 03/02; Nutzlast ab [kg] 1.400 Nutzlast bis [kg] 1.800; Trommelbremse	1	24.3727-0300.2 580300	L= 1.078
2.5 TDI Panorama/Combinato	85	03/94→04/02	➔	⬆; → 09/99; Nutzlast ab [kg] 1.400 Nutzlast bis [kg] 1.800; Trommelbremse	1	24.3727-0300.2 580300	L= 1.078
2.8 D	64	02/98→04/02	➔	⬆; 10/99→ 10/01; Nutzlast ab [kg] 1.400 Nutzlast bis [kg] 1.800; Trommelbremse	1	24.3727-0300.2 580300	L= 1.078
2.8 TDI	90	10/97→04/02	➔	⬆; 10/97→ 10/01; Nutzlast ab [kg] 1.400 Nutzlast bis [kg] 1.800; Trommelbremse	1	24.3727-0300.2 580300	L= 1.078
2.8 TDI 4x4	90	07/99→04/02	➔	⬇; → 03/02; Nutzlast ab [kg] 1.400 Nutzlast bis [kg] 1.800; Scheibenbremse	1	24.3727-0340.2 580340	L= 3.025







	kw				!#		
<b>FIAT - DUCATO Bus (230_) 03/94→04/02</b>							
<b>Seilzug, Feststellbremse</b>							
2.5 D Combinato	62	08/94→04/02	➔	⬇️; 11/01→03/02; Nutzlast ab [kg] 1.400 Nutzlast bis [kg] 1.800; Trommelbremse	1	24.3727-0343.2 580343	L= 2.827
2.5 TD	70	03/94→04/02					
2.5 TDI 4x4	85	04/97→04/02	➔	⬇️; 10/99→10/01; Nutzlast ab [kg] 1.400 Nutzlast bis [kg] 1.800; Trommelbremse	1	24.3727-0344.2 580344	L= 2.806
2.5 TDI Panorama/Combinato	80	07/94→04/02					
2.5 TDI Panorama/Combinato	85	03/94→04/02	➔	⬇️; →09/99; Nutzlast ab [kg] 1.400 Nutzlast bis [kg] 1.800; Trommelbremse	1	24.3727-0345.2 580345	L= 3.045
2.8 D	64	02/98→04/02					
2.8 TDI	90	10/97→04/02					
2.8 TDI 4x4	90	07/99→04/02					
2.5 TD	85	06/94→09/01	➔	⬆️; →09/99; Nutzlast ab [kg] 1.400 Nutzlast bis [kg] 1.800; Trommelbremse	1	24.3727-0300.2 580300	L= 1.078
			➔	⬆️; 10/99→; Nutzlast ab [kg] 1.400 Nutzlast bis [kg] 1.800; Trommelbremse	1	24.3727-0300.2 580300	L= 1.078
			➔	⬆️; Nutzlast ab [kg] 1.400 Nutzlast bis [kg] 1.800; Scheibenbremse	1	24.3727-0300.2 580300	L= 1.078
			➔	⬇️; Nutzlast ab [kg] 1.400 Nutzlast bis [kg] 1.800; Scheibenbremse	1	24.3727-0340.2 580340	L= 3.025
			➔	⬇️; 10/99→; Nutzlast ab [kg] 1.400 Nutzlast bis [kg] 1.800; Trommelbremse	1	24.3727-0344.2 580344	L= 2.806
			➔	⬇️; →09/99; Nutzlast ab [kg] 1.400 Nutzlast bis [kg] 1.800; Trommelbremse	1	24.3727-0345.2 580345	L= 3.045
2.5 TD 4x4	80	11/94→04/98	➔	⬆️; Nutzlast ab [kg] 1.400 Nutzlast bis [kg] 1.800; Trommelbremse	1	24.3727-0300.2 580300	L= 1.078
			➔	⬆️; Nutzlast ab [kg] 1.400 Nutzlast bis [kg] 1.800; Scheibenbremse	1	24.3727-0300.2 580300	L= 1.078
			➔	⬇️; Nutzlast ab [kg] 1.400 Nutzlast bis [kg] 1.800; Scheibenbremse	1	24.3727-0340.2 580340	L= 3.025
			➔	⬇️; Nutzlast ab [kg] 1.400 Nutzlast bis [kg] 1.800; Trommelbremse	1	24.3727-0345.2 580345	L= 3.045
2.8 JTD	94	11/00→04/02	➔	⬆️; 11/01→03/02; Nutzlast ab [kg] 1.400 Nutzlast bis [kg] 1.800; Trommelbremse	1	24.3727-0300.2 580300	L= 1.078
2.8 JTD 4x4	94	11/00→04/02	➔	⬆️; →10/01; Nutzlast ab [kg] 1.400 Nutzlast bis [kg] 1.800; Trommelbremse	1	24.3727-0300.2 580300	L= 1.078
			➔	⬆️; →03/02; Nutzlast ab [kg] 1.400 Nutzlast bis [kg] 1.800; Scheibenbremse	1	24.3727-0300.2 580300	L= 1.078
			➔	⬇️; →03/02; Nutzlast ab [kg] 1.400 Nutzlast bis [kg] 1.800; Scheibenbremse	1	24.3727-0340.2 580340	L= 3.025
			➔	⬇️; 11/01→03/02; Nutzlast ab [kg] 1.400 Nutzlast bis [kg] 1.800; Trommelbremse	1	24.3727-0343.2 580343	L= 2.827
			➔	⬇️; →10/01; Nutzlast ab [kg] 1.400 Nutzlast bis [kg] 1.800; Trommelbremse	1	24.3727-0344.2 580344	L= 2.806
<b>FIAT - DUCATO Bus (244_) 04/02→</b>							
<b>Radbremszylinder</b>							
2.0	81	04/02→	➔	→07/06; Nutzlast ab [kg] 1.100 Nutzlast bis [kg] 1.500		24.3226-1702.3 020469	Ø 26,99 GG
2.0 Bipower	81	11/02→					
2.0 JTD	62	04/02→					
2.3 JTD	81	04/02→					
2.8 JTD	94	04/02→					
2.8 JTD 4x4	94	07/02→					
2.0 4x4	81	05/02→07/06	➔	Nutzlast ab [kg] 1.100 Nutzlast bis [kg] 1.500		24.3226-1702.3 020469	Ø 26,99 GG
2.8 JTD	107	04/04→07/06					
2.8 TD	90	11/03→07/06					
2.8 TD 4x4	90	11/03→07/06					
<b>Zubehörsatz, Bremsbacken</b>							
2.0	81	04/02→	➔	→07/06; Nutzlast ab [kg] 1.100 Nutzlast bis [kg] 1.500		03.0137-9285.2 669285	AP
2.0 Bipower	81	11/02→					
2.0 JTD	62	04/02→					
2.3 JTD	81	04/02→					
2.8 JTD	94	04/02→					
2.8 JTD 4x4	94	07/02→					
2.0 4x4	81	05/02→07/06	➔	Nutzlast ab [kg] 1.100 Nutzlast bis [kg] 1.500		03.0137-9285.2 669285	AP
2.8 JTD	107	04/04→07/06					
2.8 TD	90	11/03→07/06					
2.8 TD 4x4	90	11/03→07/06					
<b>Bremstrommel</b>							
2.0	81	04/02→	➔	→07/06; Nutzlast ab [kg] 1.100 Nutzlast bis [kg] 1.500		24.0225-4002.1 480048	Ø 254,0 x 64,4 / 255,6
2.0 Bipower	81	11/02→					
2.0 JTD	62	04/02→					
2.3 JTD	81	04/02→					
2.8 JTD	94	04/02→					
2.8 JTD 4x4	94	07/02→					
↓							




















	kw			!#		
<b>FIAT - DUCATO Bus (244_) 04/02→</b>						
 <b>Bremstrommel</b>						
2.0 4x4 2.8 JTD 2.8 TD 2.8 TD 4x4	81 107 90 90	05/02→07/06 04/04→07/06 11/03→07/06 11/03→07/06	➔	Nutzlast ab [kg] 1.100 Nutzlast bis [kg] 1.500	24.0225-4002.1 480048	Ø 254,0 x 64,4 / 255,6
 <b>Bremsbackensatz</b>						
2.0 2.0 Bipower 2.0 JTD 2.3 JTD 2.8 JTD 2.8 JTD 4x4	81 81 62 81 94 94	04/02→ 11/02→ 04/02→ 04/02→ 04/02→ 07/02→	➔	→ 07/06; Nutzlast ab [kg] 1.100 Nutzlast bis [kg] 1.500; nicht für Wohnmobile	03.0137-0432.2 650432 03.0520-0326.3 690326	AP Ø 254 x 57 + HEB AP Ø 254 x 57 Ø 26,99 + RZ / + Zub TopKit
2.0 4x4 2.8 JTD 2.8 TD 2.8 TD 4x4	81 107 90 90	05/02→07/06 04/04→07/06 11/03→07/06 11/03→07/06	➔	Nutzlast ab [kg] 1.100 Nutzlast bis [kg] 1.500; nicht für Wohnmobile	03.0137-0432.2 650432 03.0520-0326.3 690326	AP Ø 254 x 57 + HEB AP Ø 254 x 57 Ø 26,99 + RZ / + Zub TopKit
 <b>Bremsbackensatz, Feststellbremse</b>						
2.0 2.0 Bipower 2.0 JTD 2.3 JTD 2.8 JTD 2.8 JTD 4x4	81 81 62 81 94 94	04/02→ 11/02→ 04/02→ 04/02→ 04/02→ 07/02→	➔	→ 07/06; Nutzlast ab [kg] 1.100 Nutzlast bis [kg] 1.800; - Stützlager	03.0137-4002.2 654002	Ø 172 x 42 + Zub
2.0 4x4 2.8 JTD 2.8 TD 2.8 TD 4x4	81 107 90 90	05/02→07/06 04/04→07/06 11/03→07/06 11/03→07/06	➔	Nutzlast ab [kg] 1.100 Nutzlast bis [kg] 1.800; - Stützlager	03.0137-4002.2 654002	Ø 172 x 42 + Zub
 <b>Seilzug, Feststellbremse</b>						
2.0 2.0 Bipower 2.0 JTD 2.3 JTD 2.8 JTD	81 81 62 81 94	04/02→ 11/02→ 04/02→ 04/02→ 04/02→	←	⬆️; → 07/06; Nutzlast ab [kg] 1.100 Nutzlast bis [kg] 1.800; Scheiben/Trommel	1 24.3727-0300.2 580300	L= 1.078
2.0 4x4 2.8 JTD 2.8 TD	81 107 90	05/02→07/06 04/04→07/06 11/03→07/06	←	⬆️; Nutzlast ab [kg] 1.100 Nutzlast bis [kg] 1.800; Scheiben/Trommel	1 24.3727-0300.2 580300	L= 1.078
2.8 JTD 4x4	94	07/02→	←	⬆️; → 07/06; Nutzlast ab [kg] 1.100 Nutzlast bis [kg] 1.800; Scheiben/Trommel	1 24.3727-0562.2 580562	L= 1.059
2.8 TD 4x4	90	11/03→07/06	←	⬆️; Nutzlast ab [kg] 1.100 Nutzlast bis [kg] 1.800; Scheiben/Trommel	1 24.3727-0562.2 580562	L= 1.059
2.8 JTD 4x4	94	07/02→	←	⬆️; → 07/06; Nutzlast ab [kg] 1.100 Nutzlast bis [kg] 1.800; Trommelbremse	1 24.3727-0343.2 580343	L= 2.827
2.0 4x4 2.8 JTD 2.8 TD	81 107 90	05/02→07/06 04/04→07/06 11/03→07/06	←	⬆️; Nutzlast ab [kg] 1.100 Nutzlast bis [kg] 1.800; Trommelbremse	1 24.3727-0343.2 580343	L= 2.827
2.8 JTD 4x4	94	07/02→	←	⬆️; → 07/06; Nutzlast ab [kg] 1.100 Nutzlast bis [kg] 1.800; Trommelbremse	1 24.3727-0343.2 580343	L= 2.827
2.8 TD 4x4	90	11/03→07/06	←	⬆️; Nutzlast ab [kg] 1.100 Nutzlast bis [kg] 1.800; Trommelbremse	1 24.3727-0343.2 580343	L= 2.827
<b>FIAT - DUCATO Bus (250_, 290_) 07/06→</b>						
 <b>Bremsbackensatz, Feststellbremse</b>						
100 Multijet 2,2 D 110 Multijet 2,3 D 110 Multijet 2,3 D 115 Multijet 2,0 D 120 Multijet 2,2 D 120 Multijet 2,3 D 130 Multijet 2,3 D 130 Multijet 2,3 D 130 Multijet 2,3 D 4x4 140 Multijet 3,0 D 140 Natural Power 150 Multijet 2,3 D 150 Multijet 3,0 D 160 Multijet 3,0 D 160 Multijet 3,0 D 160 Multijet 3,0 D 160 Multijet 3,0 D 4x4 180 Multijet 3,0 D	74 82 83 85 88 88 93 96 96 103 100 109 107 115 116 116 130	07/06→05/11 05/14→ 10/11→ 06/11→ 07/06→07/14 07/06→ 01/10→ 06/11→ 06/11→ 07/06→07/14 04/09→ 06/11→ 04/10→ 10/06→ 07/06→ 07/06→ 06/11→	➔		03.0137-4004.2 654004	Ø 172 x 42 + Zub
150 Multijet 2,3 D 150 Multijet 3,0 D	110 110	04/15→ 04/15→	➔	12/15→	03.0137-4004.2 654004	Ø 172 x 42 + Zub
<b>FIAT - DUCATO Kasten (230_) 03/94→05/05</b>						
 <b>Radbremszylinder</b>						
1.9 D 1.9 D 1.9 TD 1.9 TD 1.9 TD CAT	50 51 60 66 59	04/98→04/02 03/94→04/02 03/94→04/02 04/98→04/02 08/94→04/02	➔	→ 10/01; Nutzlast [kg]: 1.000	24.3225-1701.3 020399	Ø 25,4 GG
			➔	11/01→ 03/02; Nutzlast [kg]: 1.000	24.3226-1702.3 020469	Ø 26,99 GG














	kW			!#		
<b>FIAT - DUCATO Kasten (230_) 03/94→05/05</b>						
<b> Radbremszylinder</b>						
1.9 TD	59	05/98→11/01	➡	→ 10/01; Nutzlast [kg]: 1.000	24.3225-1701.3 020399	Ø 25,4 GG
			➡	11/01→; Nutzlast [kg]: 1.000	24.3226-1702.3 020469	Ø 26,99 GG
2.0	80	03/94→04/02	➡	→ 10/01; Nutzlast ab [kg] 1.000 Nutzlast bis [kg] 1.400	24.3225-1701.3 020399	Ø 25,4 GG
2.0 4x4	80	11/94→04/02	➡	11/01→ 03/02; Nutzlast ab [kg] 1.000 Nutzlast bis [kg] 1.400	24.3226-1702.3 020469	Ø 26,99 GG
			➡	→ 10/01; Nutzlast [kg]: 1.800	24.3228-1701.3 020401	Ø 28,57 GG
2.0 JTD	62	10/01→04/02	➡	→ 03/02; Nutzlast [kg]: 1.400	24.3226-1702.3 020469	Ø 26,99 GG
2.5 D	62	03/94→04/02	➡	→ 10/01; Nutzlast [kg]: 1.400	24.3225-1701.3 020399	Ø 25,4 GG
2.5 D 4x4	62	03/94→04/02	➡	11/01→ 03/02; Nutzlast [kg]: 1.400	24.3226-1702.3 020469	Ø 26,99 GG
			➡	→ 10/01; Nutzlast [kg]: 1.800	24.3228-1701.3 020401	Ø 28,57 GG
2.5 TD	80	06/94→08/98	➡	Nutzlast [kg]: 1.400	24.3226-1702.3 020469	Ø 26,99 GG
2.5 TD 4x4	80	11/94→04/98	➡	Nutzlast [kg]: 1.800	24.3228-1701.3 020401	Ø 28,57 GG
2.5 TD 4x4	85	11/94→04/98	➡			
2.8 TD 4x4	90	05/98→09/01	➡			
2.5 TDI	80	03/94→04/02	➡	→ 10/01; Nutzlast [kg]: 1.400	24.3226-1702.3 020469	Ø 26,99 GG
2.5 TDI	85	03/94→04/02	➡			
2.5 TDI 4x4	85	05/98→04/02	➡	11/01→ 03/02; Nutzlast [kg]: 1.400	24.3226-1702.3 020469	Ø 26,99 GG
2.8 D	64	05/98→04/02	➡	→ 10/01; Nutzlast [kg]: 1.800	24.3228-1701.3 020401	Ø 28,57 GG
2.8 D 4x4	64	08/98→04/02	➡			
2.8 JTD	94	11/00→04/02	➡			
2.8 JTD 4x4	94	11/00→04/02	➡			
2.8 TDI	90	10/97→04/02	➡			
2.8 TDI 4x4	90	06/99→04/02	➡			
<b>Zubehörsatz, Bremsbacken</b>						
1.9 D	50	04/98→04/02	➡	→ 10/01; Nutzlast [kg]: 1.000	03.0137-9219.2 669219	TRW
1.9 D	51	03/94→04/02	➡			
1.9 TD	60	03/94→04/02	➡	11/01→ 03/02; Nutzlast [kg]: 1.000	03.0137-9285.2 669285	AP
1.9 TD	66	04/98→04/02	➡			
1.9 TD CAT	59	08/94→04/02	➡			
1.9 TD	59	05/98→11/01	➡	→ 10/01; Nutzlast [kg]: 1.000	03.0137-9219.2 669219	TRW
			➡	11/01→; Nutzlast [kg]: 1.000	03.0137-9285.2 669285	AP
2.0	80	03/94→04/02	➡	→ 10/01; Nutzlast [kg]: 1.800	03.0137-9219.2 669219	TRW
2.0 4x4	80	11/94→04/02	➡	→ 10/01; Nutzlast ab [kg] 1.000 Nutzlast bis [kg] 1.400	03.0137-9219.2 669219	TRW
			➡	11/01→ 03/02; Nutzlast ab [kg] 1.000 Nutzlast bis [kg] 1.400	03.0137-9285.2 669285	AP
2.0 JTD	62	10/01→04/02	➡	→ 03/02; Nutzlast [kg]: 1.400	03.0137-9285.2 669285	AP
2.5 D	62	03/94→04/02	➡	→ 10/01; Nutzlast [kg]: 1.400	03.0137-9219.2 669219	TRW
2.5 D 4x4	62	03/94→04/02	➡			
2.5 TDI	80	03/94→04/02	➡	→ 10/01; Nutzlast [kg]: 1.800	03.0137-9219.2 669219	TRW
2.5 TDI	85	03/94→04/02	➡			
2.5 TDI 4x4	85	05/98→04/02	➡	11/01→ 03/02; Nutzlast [kg]: 1.400	03.0137-9285.2 669285	AP
2.8 D	64	05/98→04/02	➡			
2.8 D 4x4	64	08/98→04/02	➡			
2.8 JTD	94	11/00→04/02	➡			
2.8 JTD 4x4	94	11/00→04/02	➡			
2.8 TDI	90	10/97→04/02	➡			
2.8 TDI 4x4	90	06/99→04/02	➡			
2.5 TD	80	06/94→08/98	➡	Nutzlast [kg]: 1.800	03.0137-9219.2 669219	TRW
2.5 TD 4x4	80	11/94→04/98	➡			
2.5 TD 4x4	85	11/94→04/98	➡	Nutzlast [kg]: 1.400	03.0137-9219.2 669219	TRW
2.8 TD 4x4	90	05/98→09/01	➡			
<b> Bremstrommel</b>						
1.9 D	50	04/98→04/02	➡	→ 03/02; Nutzlast [kg]: 1.000	24.0225-4002.1 480048	Ø 254,0 x 64,4 / 255,6
1.9 D	51	03/94→04/02	➡			
1.9 TD	60	03/94→04/02	➡			
1.9 TD	66	04/98→04/02	➡			
1.9 TD CAT	59	08/94→04/02	➡			
1.9 TD	59	05/98→11/01	➡	Nutzlast [kg]: 1.000	24.0225-4002.1 480048	Ø 254,0 x 64,4 / 255,6
2.0	80	03/94→04/02	➡	→ 03/02; Nutzlast ab [kg] 1.000 Nutzlast bis [kg] 1.400	24.0225-4002.1 480048	Ø 254,0 x 64,4 / 255,6
2.0 4x4	80	11/94→04/02	➡	→ 10/01; Nutzlast [kg]: 1.800	24.0225-4005.1 480070	Ø 254,0 x 64,5 / 255,6
2.0 JTD	62	10/01→04/02	➡	→ 03/02; Nutzlast [kg]: 1.400	24.0225-4002.1 480048	Ø 254,0 x 64,4 / 255,6
2.5 D	62	03/94→04/02	➡	→ 03/02; Nutzlast [kg]: 1.400	24.0225-4002.1 480048	Ø 254,0 x 64,4 / 255,6
2.5 D 4x4	62	03/94→04/02	➡			
2.5 TDI	80	03/94→04/02	➡	→ 10/01; Nutzlast [kg]: 1.800	24.0225-4005.1 480070	Ø 254,0 x 64,5 / 255,6
2.5 TDI	85	03/94→04/02	➡			
2.5 TDI 4x4	85	05/98→04/02	➡			
2.8 D	64	05/98→04/02	➡			
2.8 D 4x4	64	08/98→04/02	➡			
↓						








	kw				!#		
<b>FIAT - DUCATO Kasten (230_) 03/94→05/05</b>							
<b>Bremstrommel</b>							
2.8 JTD	94	11/00→04/02	➡	→ 03/02; Nutzlast [kg]: 1.400		24.0225-4002.1 480048	Ø 254,0 x 64,4 / 255,6
2.8 JTD 4x4	94	11/00→04/02	➡	→ 10/01; Nutzlast [kg]: 1.800		24.0225-4005.1 480070	Ø 254,0 x 64,5 / 255,6
2.8 TDI	90	10/97→04/02					
2.8 TDI 4x4	90	06/99→04/02					
2.5 TD	80	06/94→08/98	➡	Nutzlast [kg]: 1.400		24.0225-4002.1 480048	Ø 254,0 x 64,4 / 255,6
2.5 TD 4x4	80	11/94→04/98	➡	Nutzlast [kg]: 1.800		24.0225-4005.1 480070	Ø 254,0 x 64,5 / 255,6
2.5 TD 4x4	85	11/94→04/98					
2.8 TD 4x4	90	05/98→09/01					
<b>Bremsbackensatz</b>							
1.9 D	50	04/98→04/02	➡	→ 10/01; Nutzlast [kg]: 1.000; nicht für Wohnmobile		03.0137-0333.2 650333	TRW Ø 254 x 57 + HEB
1.9 D	51	03/94→04/02					
1.9 TD	60	03/94→04/02	➡	→ 10/01; Nutzlast [kg]: 1.000; nicht für Wohnmobile		03.0520-0925.3 690925	TRW Ø 254 x 57 Ø 25,4 + RZ / + Zub TopKit
1.9 TD	66	04/98→04/02					
1.9 TD CAT	59	08/94→04/02					
1.9 TD	59	05/98→11/01	➡	→ 10/01; Nutzlast [kg]: 1.000; nicht für Wohnmobile		03.0137-0333.2 650333	TRW Ø 254 x 57 + HEB
			➡	11/01→; Nutzlast [kg]: 1.000; nicht für Wohnmobile		03.0520-0925.3 690925	TRW Ø 254 x 57 Ø 25,4 + RZ / + Zub TopKit
			➡	11/01→; Nutzlast [kg]: 1.000; nicht für Wohnmobile		03.0137-0432.2 650432	AP Ø 254 x 57 + HEB
			➡	11/01→; Nutzlast [kg]: 1.000; nicht für Wohnmobile		03.0520-0326.3 690326	AP Ø 254 x 57 Ø 26,99 + RZ / + Zub TopKit
2.0	80	03/94→04/02	➡	→ 10/01; Nutzlast ab [kg] 1.000 Nutzlast bis [kg] 1.400; nicht für Wohnmobile		03.0137-0333.2 650333	TRW Ø 254 x 57 + HEB
2.0 4x4	80	11/94→04/02					
			➡	→ 10/01; Nutzlast [kg]: 1.800; nicht für Wohnmobile		03.0520-0925.3 690925	TRW Ø 254 x 57 Ø 25,4 + RZ / + Zub TopKit
			➡	→ 10/01; Nutzlast [kg]: 1.800; nicht für Wohnmobile		03.0137-0334.2 650334	TRW Ø 254 x 57 + HEB
			➡	→ 10/01; Nutzlast [kg]: 1.800; nicht für Wohnmobile		03.0520-0728.3 690728	TRW Ø 254 x 57 Ø 28,57 + RZ / + Zub TopKit
			➡	11/01→ 03/02; Nutzlast ab [kg] 1.000 Nutzlast bis [kg] 1.400; nicht für Wohnmobile		03.0137-0432.2 650432	AP Ø 254 x 57 + HEB
			➡	11/01→ 03/02; Nutzlast ab [kg] 1.000 Nutzlast bis [kg] 1.400; nicht für Wohnmobile		03.0520-0326.3 690326	AP Ø 254 x 57 Ø 26,99 + RZ / + Zub TopKit
2.0 JTD	62	10/01→04/02	➡	→ 03/02; Nutzlast [kg]: 1.400; nicht für Wohnmobile		03.0137-0432.2 650432	AP Ø 254 x 57 + HEB
			➡	→ 03/02; Nutzlast [kg]: 1.400; nicht für Wohnmobile		03.0520-0326.3 690326	AP Ø 254 x 57 Ø 26,99 + RZ / + Zub TopKit
2.5 D	62	03/94→04/02	➡	→ 10/01; Nutzlast [kg]: 1.400; nicht für Wohnmobile		03.0137-0333.2 650333	TRW Ø 254 x 57 + HEB
2.5 D 4x4	62	03/94→04/02					
			➡	→ 10/01; Nutzlast [kg]: 1.800; nicht für Wohnmobile		03.0520-0925.3 690925	TRW Ø 254 x 57 Ø 25,4 + RZ / + Zub TopKit
			➡	→ 10/01; Nutzlast [kg]: 1.800; nicht für Wohnmobile		03.0137-0334.2 650334	TRW Ø 254 x 57 + HEB
			➡	→ 10/01; Nutzlast [kg]: 1.800; nicht für Wohnmobile		03.0520-0728.3 690728	TRW Ø 254 x 57 Ø 28,57 + RZ / + Zub TopKit
			➡	11/01→ 03/02; Nutzlast [kg]: 1.400; nicht für Wohnmobile		03.0137-0432.2 650432	AP Ø 254 x 57 + HEB
			➡	11/01→ 03/02; Nutzlast [kg]: 1.400; nicht für Wohnmobile		03.0520-0326.3 690326	AP Ø 254 x 57 Ø 26,99 + RZ / + Zub TopKit
2.5 TD	80	06/94→08/98	➡	Nutzlast [kg]: 1.400; nicht für Wohnmobile		03.0137-0333.2 650333	TRW Ø 254 x 57 + HEB
2.5 TD 4x4	80	11/94→04/98					
2.5 TD 4x4	85	11/94→04/98	➡	Nutzlast [kg]: 1.800; nicht für Wohnmobile		03.0520-0226.3 690226	TRW Ø 254 x 57 Ø 26,99 + RZ / + Zub TopKit
2.8 TD 4x4	90	05/98→09/01					
			➡	Nutzlast [kg]: 1.800; nicht für Wohnmobile		03.0137-0334.2 650334	TRW Ø 254 x 57 + HEB
			➡	Nutzlast [kg]: 1.800; nicht für Wohnmobile		03.0520-0728.3 690728	TRW Ø 254 x 57 Ø 28,57 + RZ / + Zub TopKit
2.5 TDI	80	03/94→04/02	➡	→ 10/01; Nutzlast [kg]: 1.400; nicht für Wohnmobile		03.0137-0333.2 650333	TRW Ø 254 x 57 + HEB
2.5 TDI	85	03/94→04/02					
2.5 TDI 4x4	85	05/98→04/02	➡	→ 10/01; Nutzlast [kg]: 1.800; nicht für Wohnmobile		03.0520-0226.3 690226	TRW Ø 254 x 57 Ø 26,99 + RZ / + Zub TopKit
2.8 D	64	05/98→04/02					
2.8 D 4x4	64	08/98→04/02					
2.8 JTD	94	11/00→04/02	➡	→ 10/01; Nutzlast [kg]: 1.800; nicht für Wohnmobile		03.0137-0334.2 650334	TRW Ø 254 x 57 + HEB
2.8 JTD 4x4	94	11/00→04/02					
2.8 JTD 4x4	94	11/00→04/02	➡	11/01→ 03/02; Nutzlast [kg]: 1.400; nicht für Wohnmobile		03.0520-0728.3 690728	TRW Ø 254 x 57 Ø 28,57 + RZ / + Zub TopKit
2.8 TDI	90	10/97→04/02					
2.8 TDI 4x4	90	06/99→04/02					
			➡	11/01→ 03/02; Nutzlast [kg]: 1.400; nicht für Wohnmobile		03.0137-0432.2 650432	AP Ø 254 x 57 + HEB
			➡	11/01→ 03/02; Nutzlast [kg]: 1.400; nicht für Wohnmobile		03.0520-0326.3 690326	AP Ø 254 x 57 Ø 26,99 + RZ / + Zub TopKit
<b>Bremsbackensatz, Feststellbremse</b>							
2.0	80	03/94→04/02	➡	11/01→ 03/02; Nutzlast [kg]: 1.800; - Stützlager		03.0137-4002.2 654002	Ø 172 x 42 + Zub
2.0 4x4	80	11/94→04/02					
2.5 D	62	03/94→04/02					
2.5 D 4x4	62	03/94→04/02					
2.5 TDI	80	03/94→04/02					
2.5 TDI	85	03/94→04/02					
2.5 TDI 4x4	85	05/98→04/02					
2.8 D	64	05/98→04/02					
2.8 D 4x4	64	08/98→04/02					
2.8 JTD	94	11/00→04/02					
2.8 JTD 4x4	94	11/00→04/02					
↓							

	kw				!#		
<b>FIAT - DUCATO Kasten (230_) 03/94→05/05</b>							
<b> Bremsbackensatz, Feststellbremse</b>							
2.8 TDI 2.8 TDI 4x4	90 90	10/97→04/02 06/99→04/02	➡	11/01→ 03/02; Nutzlast [kg]: 1.800; - Stützlager		<b>03.0137-4002.2 654002</b>	Ø 172 x 42 + Zub
2.0 JTD	62	10/01→04/02	➡	→ 03/02; Nutzlast [kg]: 1.800; - Stützlager		<b>03.0137-4002.2 654002</b>	Ø 172 x 42 + Zub
<b> Seilzug, Feststellbremse</b>							
1.9 D 1.9 D 1.9 TD 1.9 TD 1.9 TD CAT	50 51 60 66 59	04/98→04/02 03/94→04/02 03/94→04/02 04/98→04/02 08/94→04/02	←	⬆️; 10/99→ 10/01; Nutzlast [kg]: 1.000; Trommelbremse	1	<b>24.3727-0300.2 580300</b>	L= 1.078
			←	⬆️; → 03/02; Nutzlast [kg]: 1.000; Scheibenbremse	1	<b>24.3727-0300.2 580300</b>	L= 1.078
			←	⬆️; 11/01→ 03/02; Nutzlast [kg]: 1.000; Trommelbremse	1	<b>24.3727-0300.2 580300</b>	L= 1.078
			←	⬆️; → 09/99; Nutzlast [kg]: 1.000; Trommelbremse	1	<b>24.3727-0300.2 580300</b>	L= 1.078
			➡	⬇️; → 03/02; Nutzlast [kg]: 1.000; Scheibenbremse	1	<b>24.3727-0340.2 580340</b>	L= 3.025
			➡	⬇️; 11/01→ 03/02; Nutzlast [kg]: 1.000; Trommelbremse	1	<b>24.3727-0343.2 580343</b>	L= 2.827
			➡	⬇️; 10/99→ 10/01; Nutzlast [kg]: 1.000; Trommelbremse	1	<b>24.3727-0344.2 580344</b>	L= 2.806
			➡	⬇️; → 09/99; Nutzlast [kg]: 1.000; Trommelbremse	1	<b>24.3727-0345.2 580345</b>	L= 3.045
1.9 TD	59	05/98→11/01	←	⬆️; Nutzlast [kg]: 1.000; Scheibenbremse	1	<b>24.3727-0300.2 580300</b>	L= 1.078
			←	⬆️; 10/99→ 10/01; Nutzlast [kg]: 1.000; Trommelbremse	1	<b>24.3727-0300.2 580300</b>	L= 1.078
			←	⬆️; → 09/99; Nutzlast [kg]: 1.000; Trommelbremse	1	<b>24.3727-0300.2 580300</b>	L= 1.078
			←	⬆️; 11/01→; Nutzlast [kg]: 1.000; Trommelbremse	1	<b>24.3727-0300.2 580300</b>	L= 1.078
			➡	⬇️; Nutzlast [kg]: 1.000; Scheibenbremse	1	<b>24.3727-0340.2 580340</b>	L= 3.025
			➡	⬇️; 11/01→; Nutzlast [kg]: 1.000; Trommelbremse	1	<b>24.3727-0343.2 580343</b>	L= 2.827
			➡	⬇️; 10/99→ 10/01; Nutzlast [kg]: 1.000; Trommelbremse	1	<b>24.3727-0344.2 580344</b>	L= 2.806
			➡	⬇️; → 09/99; Nutzlast [kg]: 1.000; Trommelbremse	1	<b>24.3727-0345.2 580345</b>	L= 3.045
2.0 2.0 4x4	80 80	03/94→04/02 11/94→04/02	←	⬆️; 11/01→ 03/02; Nutzlast ab [kg] 1.000 Nutzlast bis [kg] 1.800; Trommelbremse	1	<b>24.3727-0300.2 580300</b>	L= 1.078
			←	⬆️; 10/99→ 10/01; Nutzlast ab [kg] 1.000 Nutzlast bis [kg] 1.800; Trommelbremse	1	<b>24.3727-0300.2 580300</b>	L= 1.078
			←	⬆️; → 09/99; Nutzlast ab [kg] 1.000 Nutz- last bis [kg] 1.800; Trommelbremse	1	<b>24.3727-0300.2 580300</b>	L= 1.078
			←	⬆️; → 03/02; Nutzlast ab [kg] 1.000 Nutz- last bis [kg] 1.800; Scheibenbremse	1	<b>24.3727-0300.2 580300</b>	L= 1.078
			➡	⬇️; → 03/02; Nutzlast ab [kg] 1.000 Nutz- last bis [kg] 1.800; Scheibenbremse	1	<b>24.3727-0340.2 580340</b>	L= 3.025
			➡	⬇️; 11/01→ 03/02; Nutzlast ab [kg] 1.000 Nutzlast bis [kg] 1.800; Trommelbremse	1	<b>24.3727-0343.2 580343</b>	L= 2.827
			➡	⬇️; 10/99→ 10/01; Nutzlast ab [kg] 1.000 Nutzlast bis [kg] 1.800; Trommelbremse	1	<b>24.3727-0344.2 580344</b>	L= 2.806
			➡	⬇️; → 09/99; Nutzlast ab [kg] 1.000 Nutz- last bis [kg] 1.800; Trommelbremse	1	<b>24.3727-0345.2 580345</b>	L= 3.045
2.0 JTD	62	10/01→04/02	←	⬆️; → 03/02; Nutzlast ab [kg] 1.400 Nutz- last bis [kg] 1.800; Trommelbremse	1	<b>24.3727-0300.2 580300</b>	L= 1.078
			←	⬆️; → 03/02; Nutzlast ab [kg] 1.400 Nutz- last bis [kg] 1.800; Scheibenbremse	1	<b>24.3727-0300.2 580300</b>	L= 1.078
			➡	⬇️; → 03/02; Nutzlast ab [kg] 1.400 Nutz- last bis [kg] 1.800; Scheibenbremse	1	<b>24.3727-0340.2 580340</b>	L= 3.025
			➡	⬇️; → 03/02; Nutzlast ab [kg] 1.400 Nutz- last bis [kg] 1.800; Trommelbremse	1	<b>24.3727-0343.2 580343</b>	L= 2.827
2.5 D 2.5 D 4x4 2.5 TDI 2.5 TDI 2.5 TDI 4x4 2.8 D 2.8 D 4x4 2.8 TDI 2.8 TDI 4x4	62 62 80 85 85 64 64 90 90	03/94→04/02 03/94→04/02 03/94→04/02 03/94→04/02 05/98→04/02 05/98→04/02 08/98→04/02 10/97→04/02 06/99→04/02	←	⬆️; → 09/99; Nutzlast ab [kg] 1.400 Nutz- last bis [kg] 1.800; Trommelbremse	1	<b>24.3727-0300.2 580300</b>	L= 1.078
			←	⬆️; 11/01→ 03/02; Nutzlast ab [kg] 1.400 Nutzlast bis [kg] 1.800; Trommelbremse	1	<b>24.3727-0300.2 580300</b>	L= 1.078
			←	⬆️; → 03/02; Nutzlast ab [kg] 1.400 Nutz- last bis [kg] 1.800; Scheibenbremse	1	<b>24.3727-0300.2 580300</b>	L= 1.078
			➡	⬇️; → 03/02; Nutzlast ab [kg] 1.400 Nutz- last bis [kg] 1.800; Scheibenbremse	1	<b>24.3727-0340.2 580340</b>	L= 3.025
			➡	⬇️; 11/01→ 03/02; Nutzlast ab [kg] 1.400 Nutzlast bis [kg] 1.800; Trommelbremse	1	<b>24.3727-0343.2 580343</b>	L= 2.827

	kw				!#		
<b>FIAT - DUCATO Kasten (230_) 03/94→05/05</b>							
 <b>Seilzug, Feststellbremse</b>							
2.5 D	62	03/94→04/02	➔	⬇️; 10/99→10/01; Nutzlast ab [kg] 1.400 Nutzlast bis [kg] 1.800; Trommelbremse	1	24.3727-0344.2 580344	L= 2.806
2.5 D 4x4	62	03/94→04/02					
2.5 TDI	80	03/94→04/02	➔	⬇️; → 09/99; Nutzlast ab [kg] 1.400 Nutzlast bis [kg] 1.800; Trommelbremse	1	24.3727-0345.2 580345	L= 3.045
2.5 TDI	85	03/94→04/02					
2.5 TDI 4x4	85	05/98→04/02					
2.8 D	64	05/98→04/02					
2.8 D 4x4	64	08/98→04/02					
2.8 TDI	90	10/97→04/02					
2.8 TDI 4x4	90	06/99→04/02					
2.5 TD	80	06/94→08/98	➔	⬆️; Nutzlast ab [kg] 1.400 Nutzlast bis [kg] 1.800; Trommelbremse	1	24.3727-0300.2 580300	L= 1.078
2.5 TD 4x4	80	11/94→04/98	➔	⬆️; Nutzlast ab [kg] 1.400 Nutzlast bis [kg] 1.800; Trommelbremse	1	24.3727-0300.2 580300	L= 1.078
2.5 TD 4x4	85	11/94→04/98	➔	⬆️; Nutzlast ab [kg] 1.400 Nutzlast bis [kg] 1.800; Scheibenbremse	1	24.3727-0300.2 580300	L= 1.078
			➔	⬇️; Nutzlast ab [kg] 1.400 Nutzlast bis [kg] 1.800; Scheibenbremse	1	24.3727-0340.2 580340	L= 3.025
			➔	⬇️; Nutzlast ab [kg] 1.400 Nutzlast bis [kg] 1.800; Trommelbremse	1	24.3727-0345.2 580345	L= 3.045
2.8 JTD	94	11/00→04/02	➔	⬆️; 11/01→03/02; Nutzlast ab [kg] 1.400 Nutzlast bis [kg] 1.800; Trommelbremse	1	24.3727-0300.2 580300	L= 1.078
2.8 JTD 4x4	94	11/00→04/02	➔	⬆️; → 10/01; Nutzlast ab [kg] 1.400 Nutzlast bis [kg] 1.800; Trommelbremse	1	24.3727-0300.2 580300	L= 1.078
			➔	⬆️; → 03/02; Nutzlast ab [kg] 1.400 Nutzlast bis [kg] 1.800; Scheibenbremse	1	24.3727-0300.2 580300	L= 1.078
			➔	⬇️; → 03/02; Nutzlast ab [kg] 1.400 Nutzlast bis [kg] 1.800; Scheibenbremse	1	24.3727-0340.2 580340	L= 3.025
			➔	⬇️; 11/01→03/02; Nutzlast ab [kg] 1.400 Nutzlast bis [kg] 1.800; Trommelbremse	1	24.3727-0343.2 580343	L= 2.827
			➔	⬇️; → 10/01; Nutzlast ab [kg] 1.400 Nutzlast bis [kg] 1.800; Trommelbremse	1	24.3727-0344.2 580344	L= 2.806
2.8 TD 4x4	90	05/98→09/01	➔	⬆️; → 09/99; Nutzlast ab [kg] 1.400 Nutzlast bis [kg] 1.800; Trommelbremse	1	24.3727-0300.2 580300	L= 1.078
			➔	⬆️; 10/99→; Nutzlast ab [kg] 1.400 Nutzlast bis [kg] 1.800; Trommelbremse	1	24.3727-0300.2 580300	L= 1.078
			➔	⬆️; Nutzlast ab [kg] 1.400 Nutzlast bis [kg] 1.800; Scheibenbremse	1	24.3727-0300.2 580300	L= 1.078
			➔	⬇️; Nutzlast ab [kg] 1.400 Nutzlast bis [kg] 1.800; Scheibenbremse	1	24.3727-0340.2 580340	L= 3.025
			➔	⬇️; 10/99→; Nutzlast ab [kg] 1.400 Nutzlast bis [kg] 1.800; Trommelbremse	1	24.3727-0344.2 580344	L= 2.806
			➔	⬇️; → 09/99; Nutzlast ab [kg] 1.400 Nutzlast bis [kg] 1.800; Trommelbremse	1	24.3727-0345.2 580345	L= 3.045
<b>FIAT - DUCATO Kasten (244_) 04/02→</b>							
 <b>Radbremszylinder</b>							
2.0	81	04/02→	➔	→ 07/06; Nutzlast ab [kg] 1.100 Nutzlast bis [kg] 1.500		24.3226-1702.3 020469	Ø 26,99 GG
2.0 Bipower	81	11/02→					
2.0 JTD	62	04/02→					
2.3 JTD	81	04/02→					
2.8 JTD	94	04/02→					
2.8 JTD 4x4	94	07/02→					
2.8 JTD Power	107	05/04→					
2.0 4x4	81	05/02→07/06	➔	Nutzlast ab [kg] 1.100 Nutzlast bis [kg] 1.500		24.3226-1702.3 020469	Ø 26,99 GG
2.8 TD	90	04/02→07/06					
<b>Zubehörsatz, Bremsbacken</b>							
2.0	81	04/02→	➔	→ 07/06; Nutzlast ab [kg] 1.100 Nutzlast bis [kg] 1.500		03.0137-9285.2 669285	AP
2.0 Bipower	81	11/02→					
2.0 JTD	62	04/02→					
2.3 JTD	81	04/02→					
2.8 JTD	94	04/02→					
2.8 JTD 4x4	94	07/02→					
2.8 JTD Power	107	05/04→					
2.0 4x4	81	05/02→07/06	➔	Nutzlast ab [kg] 1.100 Nutzlast bis [kg] 1.500		03.0137-9285.2 669285	AP
2.8 TD	90	04/02→07/06					
 <b>Bremstrommel</b>							
2.0	81	04/02→	➔	→ 07/06; Nutzlast ab [kg] 1.100 Nutzlast bis [kg] 1.500		24.0225-4002.1 480048	Ø 254,0 x 64,4 / 255,6
2.0 Bipower	81	11/02→					
2.0 JTD	62	04/02→					
2.3 JTD	81	04/02→					
2.8 JTD	94	04/02→					
2.8 JTD 4x4	94	07/02→					
2.8 JTD Power	107	05/04→					
2.0 4x4	81	05/02→07/06	➔	Nutzlast ab [kg] 1.100 Nutzlast bis [kg] 1.500		24.0225-4002.1 480048	Ø 254,0 x 64,4 / 255,6
2.8 TD	90	04/02→07/06					
↓							







	kw				!#		
<b>FIAT - DUCATO Kasten (244_) 04/02→</b>							
 <b>Bremsbackensatz</b>							
2.0	81	04/02→	➔	→ 07/06; Nutzlast ab [kg] 1.100 Nutzlast bis [kg] 1.500; nicht für Wohnmobile		<b>03.0137-0432.2 650432</b>	AP Ø 254 x 57 + HEB
2.0 Bipower	81	11/02→				<b>03.0520-0326.3 690326</b>	AP Ø 254 x 57 Ø 26,99 + RZ / + Zub TopKit
2.0 JTD	62	04/02→					
2.3 JTD	81	04/02→					
2.8 JTD	94	04/02→					
2.8 JTD 4x4	94	07/02→					
2.8 JTD Power	107	05/04→					
2.0 4x4	81	05/02→07/06	➔	Nutzlast ab [kg] 1.100 Nutzlast bis [kg] 1.500; nicht für Wohnmobile		<b>03.0137-0432.2 650432</b>	AP Ø 254 x 57 + HEB
2.8 TD	90	04/02→07/06				<b>03.0520-0326.3 690326</b>	AP Ø 254 x 57 Ø 26,99 + RZ / + Zub TopKit
 <b>Bremsbackensatz, Feststellbremse</b>							
2.0	81	04/02→	➔	→ 07/06; Nutzlast ab [kg] 1.100 Nutzlast bis [kg] 1.800; - Stützlager		<b>03.0137-4002.2 654002</b>	Ø 172 x 42 + Zub
2.0 Bipower	81	11/02→					
2.0 JTD	62	04/02→					
2.3 JTD	81	04/02→					
2.8 JTD	94	04/02→					
2.8 JTD 4x4	94	07/02→					
2.8 JTD Power	107	05/04→					
2.8 TD	90	04/02→07/06	➔	Nutzlast ab [kg] 1.100 Nutzlast bis [kg] 1.800; - Stützlager		<b>03.0137-4002.2 654002</b>	Ø 172 x 42 + Zub
 <b>Seilzug, Feststellbremse</b>							
2.0	81	04/02→	←	⬆; → 07/06; Nutzlast ab [kg] 1.100 Nutzlast bis [kg] 1.800; Scheiben/Trommel	1	<b>24.3727-0300.2 580300</b>	L= 1.078
2.0 Bipower	81	11/02→					
2.0 JTD	62	04/02→	➔	⬇; → 07/06; Nutzlast ab [kg] 1.100 Nutzlast bis [kg] 1.800; Trommelbremse	1	<b>24.3727-0343.2 580343</b>	L= 2.827
2.3 JTD	81	04/02→					
2.8 JTD	94	04/02→					
2.8 JTD Power	107	05/04→					
2.8 JTD 4x4	94	07/02→	←	⬆; → 07/06; Nutzlast ab [kg] 1.100 Nutzlast bis [kg] 1.800; Scheiben/Trommel	1	<b>24.3727-0562.2 580562</b>	L= 1.059
			➔	⬇; → 07/06; Nutzlast ab [kg] 1.100 Nutzlast bis [kg] 1.800; Trommelbremse	1	<b>24.3727-0343.2 580343</b>	L= 2.827
2.8 TD	90	04/02→07/06	←	⬆; Nutzlast ab [kg] 1.100 Nutzlast bis [kg] 1.800; Scheiben/Trommel	1	<b>24.3727-0300.2 580300</b>	L= 1.078
			➔	⬇; Nutzlast ab [kg] 1.100 Nutzlast bis [kg] 1.800; Trommelbremse	1	<b>24.3727-0343.2 580343</b>	L= 2.827
<b>FIAT - DUCATO Kasten (250_, 290_) 07/06→</b>							
 <b>Bremsbackensatz, Feststellbremse</b>							
100 Multijet 2,2 D	74	07/06→	➔			<b>03.0137-4004.2 654004</b>	Ø 172 x 42 + Zub
110 Multijet 2,3 D	82	05/14→					
110 Multijet 2,3 D	83	10/11→					
115 Multijet 2,0 D	85	06/11→					
120 Multijet 2,3 D	88	07/06→					
120 Multijet 2,3 D 4x4	88	03/10→					
130 Multijet 2,3 D	93	08/06→					
130 Multijet 2,3 D	96	06/11→					
130 Multijet 2,3 D 4x4	96	06/11→					
140 Multijet 3,0 D	103	07/06→07/14					
140 Natural Power	100	04/09→					
150 Multijet 2,3 D	109	06/11→					
150 Multijet 2,3 D	110	12/15→					
150 Multijet 2,3 D 4x4	110	04/15→					
150 Multijet 3,0 D	107	04/10→					
160 Multijet 3,0 D	115	07/06→12/11					
160 Multijet 3,0 D	116	07/06→					
160 Multijet 3,0 D 4x4	116	07/06→					
180 Multijet 2,3 D	130	12/15→					
180 Multijet 3,0 D	130	06/11→					
<b>FIAT - DUCATO Pritsche/Fahrgestell (230_) 03/94→04/02</b>							
 <b>Radbremszylinder</b>							
1.9 D	50	04/98→04/02	➔	→ 10/01; Nutzlast [kg]: 1.000		<b>24.3225-1701.3 020399</b>	Ø 25,4 GG
1.9 D	51	03/94→04/02	➔	11/01→ 03/02; Nutzlast [kg]: 1.000		<b>24.3226-1702.3 020469</b>	Ø 26,99 GG
1.9 TD	60	03/94→04/02					
1.9 TD	66	04/98→04/02					
1.9 TD CAT	59	08/94→04/02					
1.9 TD	59	05/98→11/01	➔	→ 10/01; Nutzlast [kg]: 1.000		<b>24.3225-1701.3 020399</b>	Ø 25,4 GG
			➔	11/01→; Nutzlast [kg]: 1.000		<b>24.3226-1702.3 020469</b>	Ø 26,99 GG
2.0	80	03/94→04/02	➔	→ 10/01; Nutzlast ab [kg] 1.000 Nutzlast bis [kg] 1.400		<b>24.3225-1701.3 020399</b>	Ø 25,4 GG
			➔	11/01→ 03/02; Nutzlast ab [kg] 1.000 Nutzlast bis [kg] 1.400		<b>24.3226-1702.3 020469</b>	Ø 26,99 GG
			➔	→ 10/01; Nutzlast [kg]: 1.800		<b>24.3228-1701.3 020401</b>	Ø 28,57 GG
↓							











	kw			!#		
<b>FIAT - DUCATO Pritsche/Fahrgestell (230_) 03/94→04/02</b>						
<b> Radbremszylinder</b>						
2.0 JTD	62	07/01→04/02	➡	10/01→ 03/02; Nutzlast [kg]: 1.400	24.3226-1702.3 020469	Ø 26,99 GG
2.5 D	62	03/94→04/02	➡	→ 10/01; Nutzlast [kg]: 1.400	24.3225-1701.3 020399	Ø 25,4 GG
2.5 D 4x4	62	03/94→04/02	➡	11/01→ 03/02; Nutzlast [kg]: 1.400	24.3226-1702.3 020469	Ø 26,99 GG
			➡	→ 10/01; Nutzlast [kg]: 1.800	24.3228-1701.3 020401	Ø 28,57 GG
2.5 TD	80	06/94→08/98	➡	Nutzlast [kg]: 1.400	24.3226-1702.3 020469	Ø 26,99 GG
2.5 TD	85	06/94→04/98	➡			
2.5 TD 4x4	85	11/94→04/98	➡	Nutzlast [kg]: 1.800	24.3228-1701.3 020401	Ø 28,57 GG
2.8 iDTD 4x4	90	05/98→09/01	➡			
2.5 TDI	80	03/94→04/02	➡	→ 10/01; Nutzlast [kg]: 1.400	24.3226-1702.3 020469	Ø 26,99 GG
2.5 TDI	85	03/94→04/02	➡			
2.5 TDI 4x4	85	06/98→04/02	➡	11/01→ 03/02; Nutzlast [kg]: 1.400	24.3226-1702.3 020469	Ø 26,99 GG
2.8 D	64	02/98→04/02	➡	→ 10/01; Nutzlast [kg]: 1.800	24.3228-1701.3 020401	Ø 28,57 GG
2.8 JTD	94	11/00→04/02	➡			
2.8 JTD	94	03/01→04/02	➡			
2.8 JTD 4x4	94	10/01→04/02	➡			
2.8 TDI	90	12/98→04/02	➡			
2.8 TD 4x4	64	05/98→11/01	➡	→ 09/01; Nutzlast [kg]: 1.400	24.3226-1702.3 020469	Ø 26,99 GG
			➡	→ 09/01; Nutzlast [kg]: 1.800	24.3228-1701.3 020401	Ø 28,57 GG
<b>Zubehörsatz, Bremsbacken</b>						
1.9 D	50	04/98→04/02	➡	→ 10/01; Nutzlast [kg]: 1.000	03.0137-9219.2 669219	TRW
1.9 D	51	03/94→04/02	➡			
1.9 TD	60	03/94→04/02	➡	11/01→ 03/02; Nutzlast [kg]: 1.000	03.0137-9285.2 669285	AP
1.9 TD	66	04/98→04/02	➡			
1.9 TD CAT	59	08/94→04/02	➡			
1.9 TD	59	05/98→11/01	➡	→ 10/01; Nutzlast [kg]: 1.000	03.0137-9219.2 669219	TRW
			➡	11/01→; Nutzlast [kg]: 1.000	03.0137-9285.2 669285	AP
2.0	80	03/94→04/02	➡	→ 10/01; Nutzlast [kg]: 1.800	03.0137-9219.2 669219	TRW
			➡	→ 10/01; Nutzlast ab [kg] 1.000 Nutzlast bis [kg] 1.400	03.0137-9219.2 669219	TRW
			➡	11/01→ 03/02; Nutzlast ab [kg] 1.000 Nutzlast bis [kg] 1.400	03.0137-9285.2 669285	AP
2.0 JTD	62	07/01→04/02	➡	10/01→ 03/02; Nutzlast [kg]: 1.400	03.0137-9285.2 669285	AP
2.5 D	62	03/94→04/02	➡	→ 10/01; Nutzlast [kg]: 1.400	03.0137-9219.2 669219	TRW
2.5 D 4x4	62	03/94→04/02	➡			
2.5 TDI	80	03/94→04/02	➡	→ 10/01; Nutzlast [kg]: 1.800	03.0137-9219.2 669219	TRW
2.5 TDI	85	03/94→04/02	➡			
2.5 TDI 4x4	85	06/98→04/02	➡	11/01→ 03/02; Nutzlast [kg]: 1.400	03.0137-9285.2 669285	AP
2.8 D	64	02/98→04/02	➡			
2.8 JTD	94	11/00→04/02	➡			
2.8 JTD	94	03/01→04/02	➡			
2.8 JTD 4x4	94	10/01→04/02	➡			
2.8 TDI	90	12/98→04/02	➡			
2.5 TD	80	06/94→08/98	➡	Nutzlast [kg]: 1.800	03.0137-9219.2 669219	TRW
2.5 TD	85	06/94→04/98	➡			
2.5 TD 4x4	85	11/94→04/98	➡	Nutzlast [kg]: 1.400	03.0137-9219.2 669219	TRW
2.8 iDTD 4x4	90	05/98→09/01	➡			
2.8 TD 4x4	64	05/98→11/01	➡	→ 09/01; Nutzlast [kg]: 1.800	03.0137-9219.2 669219	TRW
			➡	→ 09/01; Nutzlast [kg]: 1.400	03.0137-9219.2 669219	TRW
<b> Bremstrommel</b>						
1.9 D	50	04/98→04/02	➡	→ 03/02; Nutzlast [kg]: 1.000	24.0225-4002.1 480048	Ø 254,0 x 64,4 / 255,6
1.9 D	51	03/94→04/02	➡			
1.9 TD	60	03/94→04/02	➡			
1.9 TD	66	04/98→04/02	➡			
1.9 TD CAT	59	08/94→04/02	➡			
1.9 TD	59	05/98→11/01	➡	Nutzlast [kg]: 1.000	24.0225-4002.1 480048	Ø 254,0 x 64,4 / 255,6
2.0	80	03/94→04/02	➡	→ 03/02; Nutzlast ab [kg] 1.000 Nutzlast bis [kg] 1.400	24.0225-4002.1 480048	Ø 254,0 x 64,4 / 255,6
			➡	→ 10/01; Nutzlast [kg]: 1.800	24.0225-4005.1 480070	Ø 254,0 x 64,5 / 255,6
2.0 JTD	62	07/01→04/02	➡	10/01→ 03/02; Nutzlast [kg]: 1.400	24.0225-4002.1 480048	Ø 254,0 x 64,4 / 255,6
2.5 D	62	03/94→04/02	➡	→ 03/02; Nutzlast [kg]: 1.400	24.0225-4002.1 480048	Ø 254,0 x 64,4 / 255,6
2.5 D 4x4	62	03/94→04/02	➡			
2.5 TDI	80	03/94→04/02	➡	→ 10/01; Nutzlast [kg]: 1.800	24.0225-4005.1 480070	Ø 254,0 x 64,5 / 255,6
2.5 TDI	85	03/94→04/02	➡			
2.5 TDI 4x4	85	06/98→04/02	➡			
2.8 D	64	02/98→04/02	➡			
2.8 JTD	94	11/00→04/02	➡			
2.8 JTD	94	03/01→04/02	➡			
2.8 JTD 4x4	94	10/01→04/02	➡			
2.8 TDI	90	12/98→04/02	➡			
2.5 TD	80	06/94→08/98	➡	Nutzlast [kg]: 1.400	24.0225-4002.1 480048	Ø 254,0 x 64,4 / 255,6
↓						







































	kw				!#		
<b>FIAT - DUCATO Pritsche/Fahrgestell (230_) 03/94→04/02</b>							
<b>Bremstrommel</b>							
2.5 TD 2.5 TD 4x4 2.8 iDTD 4x4	85 85 90	06/94→04/98 11/94→04/98 05/98→09/01	➡	Nutzlast [kg]: 1.800		24.0225-4005.1 480070	Ø 254,0 x 64,5 / 255,6
2.8 TD 4x4	64	05/98→11/01	➡	→ 09/01; Nutzlast [kg]: 1.400		24.0225-4002.1 480048	Ø 254,0 x 64,4 / 255,6
			➡	→ 09/01; Nutzlast [kg]: 1.800		24.0225-4005.1 480070	Ø 254,0 x 64,5 / 255,6
<b>Bremsbackensatz</b>							
1.9 D 1.9 D 1.9 TD 1.9 TD 1.9 TD CAT	50 51 60 66 59	04/98→04/02 03/94→04/02 03/94→04/02 04/98→04/02 08/94→04/02	➡	→ 10/01; Nutzlast [kg]: 1.000; nicht für Wohnmobile		03.0137-0333.2 650333 03.0520-0925.3 690925	TRW Ø 254 x 57 + HEB TRW Ø 254 x 57 Ø 25,4 + RZ / + Zub TopKit
			➡	11/01→ 03/02; Nutzlast [kg]: 1.000; nicht für Wohnmobile		03.0137-0432.2 650432 03.0520-0326.3 690326	AP Ø 254 x 57 + HEB AP Ø 254 x 57 Ø 26,99 + RZ / + Zub TopKit
1.9 TD	59	05/98→11/01	➡	→ 10/01; Nutzlast [kg]: 1.000; nicht für Wohnmobile		03.0137-0333.2 650333 03.0520-0925.3 690925	TRW Ø 254 x 57 + HEB TRW Ø 254 x 57 Ø 25,4 + RZ / + Zub TopKit
			➡	11/01→; Nutzlast [kg]: 1.000; nicht für Wohnmobile		03.0137-0432.2 650432 03.0520-0326.3 690326	AP Ø 254 x 57 + HEB AP Ø 254 x 57 Ø 26,99 + RZ / + Zub TopKit
2.0	80	03/94→04/02	➡	→ 10/01; Nutzlast ab [kg] 1.000 Nutzlast bis [kg] 1.400; nicht für Wohnmobile		03.0137-0333.2 650333 03.0520-0925.3 690925	TRW Ø 254 x 57 + HEB TRW Ø 254 x 57 Ø 25,4 + RZ / + Zub TopKit
			➡	→ 10/01; Nutzlast [kg]: 1.800; nicht für Wohnmobile		03.0137-0334.2 650334 03.0520-0728.3 690728	TRW Ø 254 x 57 + HEB TRW Ø 254 x 57 Ø 28,57 + RZ / + Zub TopKit
			➡	11/01→ 03/02; Nutzlast ab [kg] 1.000 Nutzlast bis [kg] 1.400; nicht für Wohnmobile		03.0137-0432.2 650432 03.0520-0326.3 690326	AP Ø 254 x 57 + HEB AP Ø 254 x 57 Ø 26,99 + RZ / + Zub TopKit
2.0 JTD	62	07/01→04/02	➡	10/01→ 03/02; Nutzlast [kg]: 1.400; nicht für Wohnmobile		03.0137-0432.2 650432 03.0520-0326.3 690326	AP Ø 254 x 57 + HEB AP Ø 254 x 57 Ø 26,99 + RZ / + Zub TopKit
2.5 D 2.5 D 4x4	62 62	03/94→04/02 03/94→04/02	➡	→ 10/01; Nutzlast [kg]: 1.400; nicht für Wohnmobile		03.0137-0333.2 650333 03.0520-0925.3 690925	TRW Ø 254 x 57 + HEB TRW Ø 254 x 57 Ø 25,4 + RZ / + Zub TopKit
			➡	→ 10/01; Nutzlast [kg]: 1.800; nicht für Wohnmobile		03.0137-0334.2 650334 03.0520-0728.3 690728	TRW Ø 254 x 57 + HEB TRW Ø 254 x 57 Ø 28,57 + RZ / + Zub TopKit
			➡	11/01→ 03/02; Nutzlast [kg]: 1.400; nicht für Wohnmobile		03.0137-0432.2 650432 03.0520-0326.3 690326	AP Ø 254 x 57 + HEB AP Ø 254 x 57 Ø 26,99 + RZ / + Zub TopKit
2.5 TD 2.5 TD 2.5 TD 4x4 2.8 iDTD 4x4	80 85 85 90	06/94→08/98 06/94→04/98 11/94→04/98 05/98→09/01	➡	Nutzlast [kg]: 1.400; nicht für Wohnmobile		03.0137-0333.2 650333 03.0520-0226.3 690226	TRW Ø 254 x 57 + HEB TRW Ø 254 x 57 Ø 26,99 + RZ / + Zub TopKit
			➡	Nutzlast [kg]: 1.800; nicht für Wohnmobile		03.0137-0334.2 650334 03.0520-0728.3 690728	TRW Ø 254 x 57 + HEB TRW Ø 254 x 57 Ø 28,57 + RZ / + Zub TopKit
2.5 TDI 2.5 TDI 2.5 TDI 4x4 2.8 D 2.8 JTD 2.8 JTD 2.8 JTD 4x4 2.8 TDI	80 85 85 64 94 94 94 94 90	03/94→04/02 03/94→04/02 06/98→04/02 02/98→04/02 11/00→04/02 03/01→04/02 10/01→04/02 12/98→04/02	➡	→ 10/01; Nutzlast [kg]: 1.400; nicht für Wohnmobile		03.0137-0333.2 650333 03.0520-0226.3 690226	TRW Ø 254 x 57 + HEB TRW Ø 254 x 57 Ø 26,99 + RZ / + Zub TopKit
			➡	→ 10/01; Nutzlast [kg]: 1.800; nicht für Wohnmobile		03.0137-0334.2 650334 03.0520-0728.3 690728	TRW Ø 254 x 57 + HEB TRW Ø 254 x 57 Ø 28,57 + RZ / + Zub TopKit
			➡	11/01→ 03/02; Nutzlast [kg]: 1.400; nicht für Wohnmobile		03.0137-0432.2 650432 03.0520-0326.3 690326	AP Ø 254 x 57 + HEB AP Ø 254 x 57 Ø 26,99 + RZ / + Zub TopKit
2.8 TD 4x4	64	05/98→11/01	➡	→ 09/01; Nutzlast [kg]: 1.400; nicht für Wohnmobile		03.0137-0333.2 650333 03.0520-0226.3 690226	TRW Ø 254 x 57 + HEB TRW Ø 254 x 57 Ø 26,99 + RZ / + Zub TopKit
			➡	→ 09/01; Nutzlast [kg]: 1.800; nicht für Wohnmobile		03.0137-0334.2 650334 03.0520-0728.3 690728	TRW Ø 254 x 57 + HEB TRW Ø 254 x 57 Ø 28,57 + RZ / + Zub TopKit
<b>Bremsbackensatz, Feststellbremse</b>							
2.0 2.5 D 2.5 D 4x4 2.5 TDI 2.5 TDI ↓	80 62 62 80 85	03/94→04/02 03/94→04/02 03/94→04/02 03/94→04/02 03/94→04/02	➡	11/01→ 03/02; Nutzlast [kg]: 1.800; - Stützlager		03.0137-4002.2 654002	Ø 172 x 42 + Zub

	kw				!#		
<b>FIAT - DUCATO Pritsche/Fahrgestell (230_) 03/94→04/02</b>							
<b> Bremsbackensatz, Feststellbremse</b>							
2.5 TDI 4x4 2.8 D 2.8 JTD 2.8 JTD 2.8 JTD 4x4 2.8 TDI	85 64 94 94 94 90	06/98→04/02 02/98→04/02 11/00→04/02 03/01→04/02 10/01→04/02 12/98→04/02	➡	11/01→ 03/02; Nutzlast [kg]: 1.800; - Stützlager		<b>03.0137-4002.2 654002</b>	Ø 172 x 42 + Zub
2.0 JTD	62	07/01→04/02	➡	10/01→ 03/02; Nutzlast [kg]: 1.800; - Stützlager		<b>03.0137-4002.2 654002</b>	Ø 172 x 42 + Zub
<b> Seilzug, Feststellbremse</b>							
1.9 D 1.9 D 1.9 TD 1.9 TD 1.9 TD CAT	50 51 60 66 59	04/98→04/02 03/94→04/02 03/94→04/02 04/98→04/02 08/94→04/02	←	⬆️; → 03/02; Nutzlast [kg]: 1.000; Scheibenbremse	1	<b>24.3727-0300.2 580300</b>	L= 1.078
			←	⬆️; 10/99→ 10/01; Nutzlast [kg]: 1.000; Trommelbremse	1	<b>24.3727-0300.2 580300</b>	L= 1.078
			←	⬆️; 11/01→ 03/02; Nutzlast [kg]: 1.000; Trommelbremse	1	<b>24.3727-0300.2 580300</b>	L= 1.078
			←	⬆️; → 09/99; Nutzlast [kg]: 1.000; Trommelbremse	1	<b>24.3727-0300.2 580300</b>	L= 1.078
			➡	⬇️; → 03/02; Nutzlast [kg]: 1.000; Scheibenbremse	1	<b>24.3727-0340.2 580340</b>	L= 3.025
			➡	⬇️; 11/01→ 03/02; Nutzlast [kg]: 1.000; Trommelbremse	1	<b>24.3727-0343.2 580343</b>	L= 2.827
			➡	⬇️; 10/99→ 10/01; Nutzlast [kg]: 1.000; Trommelbremse	1	<b>24.3727-0344.2 580344</b>	L= 2.806
			➡	⬇️; → 09/99; Nutzlast [kg]: 1.000; Trommelbremse	1	<b>24.3727-0345.2 580345</b>	L= 3.045
1.9 TD	59	05/98→11/01	←	⬆️; Nutzlast [kg]: 1.000; Scheibenbremse	1	<b>24.3727-0300.2 580300</b>	L= 1.078
			←	⬆️; 10/99→ 10/01; Nutzlast [kg]: 1.000; Trommelbremse	1	<b>24.3727-0300.2 580300</b>	L= 1.078
			←	⬆️; → 09/99; Nutzlast [kg]: 1.000; Trommelbremse	1	<b>24.3727-0300.2 580300</b>	L= 1.078
			←	⬆️; 11/01→; Nutzlast [kg]: 1.000; Trommelbremse	1	<b>24.3727-0300.2 580300</b>	L= 1.078
			➡	⬇️; Nutzlast [kg]: 1.000; Scheibenbremse	1	<b>24.3727-0340.2 580340</b>	L= 3.025
			➡	⬇️; 11/01→; Nutzlast [kg]: 1.000; Trommelbremse	1	<b>24.3727-0343.2 580343</b>	L= 2.827
			➡	⬇️; 10/99→ 10/01; Nutzlast [kg]: 1.000; Trommelbremse	1	<b>24.3727-0344.2 580344</b>	L= 2.806
			➡	⬇️; → 09/99; Nutzlast [kg]: 1.000; Trommelbremse	1	<b>24.3727-0345.2 580345</b>	L= 3.045
2.0	80	03/94→04/02	←	⬆️; 11/01→ 03/02; Nutzlast ab [kg] 1.000 Nutzlast bis [kg] 1.800; Trommelbremse	1	<b>24.3727-0300.2 580300</b>	L= 1.078
			←	⬆️; 10/99→ 10/01; Nutzlast ab [kg] 1.000 Nutzlast bis [kg] 1.800; Trommelbremse	1	<b>24.3727-0300.2 580300</b>	L= 1.078
			←	⬆️; → 09/99; Nutzlast ab [kg] 1.000 Nutz- last bis [kg] 1.800; Trommelbremse	1	<b>24.3727-0300.2 580300</b>	L= 1.078
			←	⬆️; → 03/02; Nutzlast ab [kg] 1.000 Nutz- last bis [kg] 1.800; Scheibenbremse	1	<b>24.3727-0300.2 580300</b>	L= 1.078
			➡	⬇️; → 03/02; Nutzlast ab [kg] 1.000 Nutz- last bis [kg] 1.800; Scheibenbremse	1	<b>24.3727-0340.2 580340</b>	L= 3.025
			➡	⬇️; 11/01→ 03/02; Nutzlast ab [kg] 1.000 Nutzlast bis [kg] 1.800; Trommelbremse	1	<b>24.3727-0343.2 580343</b>	L= 2.827
			➡	⬇️; 10/99→ 10/01; Nutzlast ab [kg] 1.000 Nutzlast bis [kg] 1.800; Trommelbremse	1	<b>24.3727-0344.2 580344</b>	L= 2.806
			➡	⬇️; → 09/99; Nutzlast ab [kg] 1.000 Nutz- last bis [kg] 1.800; Trommelbremse	1	<b>24.3727-0345.2 580345</b>	L= 3.045
2.0 JTD	62	07/01→04/02	←	⬆️; 10/01→ 03/02; Nutzlast ab [kg] 1.400 Nutzlast bis [kg] 1.800; Trommelbremse	1	<b>24.3727-0300.2 580300</b>	L= 1.078
			←	⬆️; 10/01→ 03/02; Nutzlast ab [kg] 1.400 Nutzlast bis [kg] 1.800; Scheibenbremse	1	<b>24.3727-0300.2 580300</b>	L= 1.078
			➡	⬇️; 10/01→ 03/02; Nutzlast ab [kg] 1.400 Nutzlast bis [kg] 1.800; Scheibenbremse	1	<b>24.3727-0340.2 580340</b>	L= 3.025
			➡	⬇️; 10/01→ 03/02; Nutzlast ab [kg] 1.400 Nutzlast bis [kg] 1.800; Trommelbremse	1	<b>24.3727-0343.2 580343</b>	L= 2.827
2.5 D 2.5 D 4x4 2.5 TDI 2.5 TDI 2.5 TDI 4x4 2.8 D 2.8 TDI	62 62 80 85 85 64 90	03/94→04/02 03/94→04/02 03/94→04/02 03/94→04/02 06/98→04/02 02/98→04/02 12/98→04/02	←	⬆️; → 03/02; Nutzlast ab [kg] 1.400 Nutz- last bis [kg] 1.800; Scheibenbremse	1	<b>24.3727-0300.2 580300</b>	L= 1.078
			←	⬆️; 11/01→ 03/02; Nutzlast ab [kg] 1.400 Nutzlast bis [kg] 1.800; Trommelbremse	1	<b>24.3727-0300.2 580300</b>	L= 1.078
			←	⬆️; → 09/99; Nutzlast ab [kg] 1.400 Nutz- last bis [kg] 1.800; Trommelbremse	1	<b>24.3727-0300.2 580300</b>	L= 1.078
			←	⬆️; 10/99→ 10/01; Nutzlast ab [kg] 1.400 Nutzlast bis [kg] 1.800; Trommelbremse	1	<b>24.3727-0300.2 580300</b>	L= 1.078















	kw				!#		
<b>FIAT - DUCATO Pritsche/Fahrgestell (230_) 03/94→04/02</b>							
 <b>Seilzug, Feststellbremse</b>							
2.5 D	62	03/94→04/02	➔	⬇️; → 03/02; Nutzlast ab [kg] 1.400 Nutzlast bis [kg] 1.800; Scheibenbremse	1	24.3727-0340.2 580340	L= 3.025
2.5 D 4x4	62	03/94→04/02					
2.5 TDI	80	03/94→04/02	➔	⬇️; 11/01→ 03/02; Nutzlast ab [kg] 1.400 Nutzlast bis [kg] 1.800; Trommelbremse	1	24.3727-0343.2 580343	L= 2.827
2.5 TDI	85	03/94→04/02					
2.5 TDI 4x4	85	06/98→04/02	➔	⬇️; 10/99→ 10/01; Nutzlast ab [kg] 1.400 Nutzlast bis [kg] 1.800; Trommelbremse	1	24.3727-0344.2 580344	L= 2.806
2.8 D	64	02/98→04/02					
2.8 TDI	90	12/98→04/02	➔	⬇️; → 09/99; Nutzlast ab [kg] 1.400 Nutzlast bis [kg] 1.800; Trommelbremse	1	24.3727-0345.2 580345	L= 3.045
2.5 TD	80	06/94→08/98	➔	⬆️; Nutzlast ab [kg] 1.400 Nutzlast bis [kg] 1.800; Trommelbremse	1	24.3727-0300.2 580300	L= 1.078
2.5 TD	85	06/94→04/98					
2.5 TD 4x4	85	11/94→04/98	➔	⬆️; Nutzlast ab [kg] 1.400 Nutzlast bis [kg] 1.800; Scheibenbremse	1	24.3727-0300.2 580300	L= 1.078
			➔	⬇️; Nutzlast ab [kg] 1.400 Nutzlast bis [kg] 1.800; Scheibenbremse	1	24.3727-0340.2 580340	L= 3.025
			➔	⬇️; Nutzlast ab [kg] 1.400 Nutzlast bis [kg] 1.800; Trommelbremse	1	24.3727-0345.2 580345	L= 3.045
2.8 iDTD 4x4	90	05/98→09/01	➔	⬆️; → 09/99; Nutzlast ab [kg] 1.400 Nutzlast bis [kg] 1.800; Trommelbremse	1	24.3727-0300.2 580300	L= 1.078
			➔	⬆️; 10/99→; Nutzlast ab [kg] 1.400 Nutzlast bis [kg] 1.800; Trommelbremse	1	24.3727-0300.2 580300	L= 1.078
			➔	⬆️; Nutzlast ab [kg] 1.400 Nutzlast bis [kg] 1.800; Scheibenbremse	1	24.3727-0300.2 580300	L= 1.078
			➔	⬇️; Nutzlast ab [kg] 1.400 Nutzlast bis [kg] 1.800; Scheibenbremse	1	24.3727-0340.2 580340	L= 3.025
			➔	⬇️; 10/99→; Nutzlast ab [kg] 1.400 Nutzlast bis [kg] 1.800; Trommelbremse	1	24.3727-0344.2 580344	L= 2.806
			➔	⬇️; → 09/99; Nutzlast ab [kg] 1.400 Nutzlast bis [kg] 1.800; Trommelbremse	1	24.3727-0345.2 580345	L= 3.045
2.8 JTD	94	11/00→04/02	➔	⬆️; 11/01→ 03/02; Nutzlast ab [kg] 1.400 Nutzlast bis [kg] 1.800; Trommelbremse	1	24.3727-0300.2 580300	L= 1.078
2.8 JTD	94	03/01→04/02					
2.8 JTD 4x4	94	10/01→04/02	➔	⬆️; → 10/01; Nutzlast ab [kg] 1.400 Nutzlast bis [kg] 1.800; Trommelbremse	1	24.3727-0300.2 580300	L= 1.078
			➔	⬆️; → 03/02; Nutzlast ab [kg] 1.400 Nutzlast bis [kg] 1.800; Scheibenbremse	1	24.3727-0300.2 580300	L= 1.078
			➔	⬇️; → 03/02; Nutzlast ab [kg] 1.400 Nutzlast bis [kg] 1.800; Scheibenbremse	1	24.3727-0340.2 580340	L= 3.025
			➔	⬇️; 11/01→ 03/02; Nutzlast ab [kg] 1.400 Nutzlast bis [kg] 1.800; Trommelbremse	1	24.3727-0343.2 580343	L= 2.827
			➔	⬇️; → 10/01; Nutzlast ab [kg] 1.400 Nutzlast bis [kg] 1.800; Trommelbremse	1	24.3727-0344.2 580344	L= 2.806
2.8 TD 4x4	64	05/98→11/01	➔	⬆️; → 09/01; Nutzlast ab [kg] 1.400 Nutzlast bis [kg] 1.800; Scheibenbremse	1	24.3727-0300.2 580300	L= 1.078
			➔	⬆️; → 09/99; Nutzlast ab [kg] 1.400 Nutzlast bis [kg] 1.800; Trommelbremse	1	24.3727-0300.2 580300	L= 1.078
			➔	⬆️; 10/99→ 10/01; Nutzlast ab [kg] 1.400 Nutzlast bis [kg] 1.800; Trommelbremse	1	24.3727-0300.2 580300	L= 1.078
			➔	⬇️; → 09/01; Nutzlast ab [kg] 1.400 Nutzlast bis [kg] 1.800; Scheibenbremse	1	24.3727-0340.2 580340	L= 3.025
			➔	⬇️; 10/99→ 10/01; Nutzlast ab [kg] 1.400 Nutzlast bis [kg] 1.800; Trommelbremse	1	24.3727-0344.2 580344	L= 2.806
			➔	⬇️; → 09/99; Nutzlast ab [kg] 1.400 Nutzlast bis [kg] 1.800; Trommelbremse	1	24.3727-0345.2 580345	L= 3.045
<b>FIAT - DUCATO Pritsche/Fahrgestell (244_) 04/02→</b>							
 <b>Radbremszylinder</b>							
2.0	81	04/02→07/06	➔	Nutzlast ab [kg] 1.100 Nutzlast bis [kg] 1.500		24.3226-1702.3 020469	Ø 26,99 GG
2.0 JTD	62	04/02→07/06					
2.3 JTD	81	04/02→07/06					
2.8 JTD	90	11/03→07/06					
2.8 JTD	94	04/02→07/06					
2.8 JTD 4x4	94	10/02→07/06					
2.8 JTD Power	107	05/04→07/06					
<b>Zubehörsatz, Bremsbacken</b>							
2.0	81	04/02→07/06	➔	Nutzlast ab [kg] 1.100 Nutzlast bis [kg] 1.500		03.0137-9285.2 669285	AP
2.0 JTD	62	04/02→07/06					
2.3 JTD	81	04/02→07/06					
2.8 JTD	90	11/03→07/06					
2.8 JTD	94	04/02→07/06					
2.8 JTD 4x4	94	10/02→07/06					
2.8 JTD Power	107	05/04→07/06					
↓							







	kw				!#		
<b>FIAT - DUCATO Pritsche/Fahrgestell (244_) 04/02→</b>							
 <b>Bremstrommel</b>							
2.0	81	04/02→07/06	➔	Nutzlast ab [kg] 1.100 Nutzlast bis [kg] 1.500		<b>24.0225-4002.1 480048</b>	Ø 254,0 x 64,4 / 255,6
2.0 JTD	62	04/02→07/06					
2.3 JTD	81	04/02→07/06					
2.8 JTD	90	11/03→07/06					
2.8 JTD	94	04/02→07/06					
2.8 JTD 4x4	94	10/02→07/06					
2.8 JTD Power	107	05/04→07/06					
 <b>Bremsbackensatz</b>							
2.0	81	04/02→07/06	➔	Nutzlast ab [kg] 1.100 Nutzlast bis [kg] 1.500; nicht für Wohnmobile		<b>03.0137-0432.2 650432</b>	AP Ø 254 x 57 + HEB
2.0 JTD	62	04/02→07/06				<b>03.0520-0326.3 690326</b>	AP Ø 254 x 57 Ø 26,99 + RZ / + Zub TopKit
2.3 JTD	81	04/02→07/06					
2.8 JTD	90	11/03→07/06					
2.8 JTD	94	04/02→07/06					
2.8 JTD 4x4	94	10/02→07/06					
2.8 JTD Power	107	05/04→07/06					
 <b>Bremsbackensatz, Feststellbremse</b>							
2.0	81	04/02→07/06	➔	Nutzlast ab [kg] 1.100 Nutzlast bis [kg] 1.800; - Stützlager		<b>03.0137-4002.2 654002</b>	Ø 172 x 42 + Zub
2.0 JTD	62	04/02→07/06					
2.3 JTD	81	04/02→07/06					
2.8 JTD	90	11/03→07/06					
2.8 JTD	94	04/02→07/06					
2.8 JTD 4x4	94	10/02→07/06					
2.8 JTD Power	107	05/04→07/06					
 <b>Seilzug, Feststellbremse</b>							
2.0	81	04/02→07/06	←	⬆; Nutzlast ab [kg] 1.100 Nutzlast bis [kg] 1.800; Scheiben/Trommel	1	<b>24.3727-0300.2 580300</b>	L= 1.078
2.0 JTD	62	04/02→07/06					
2.3 JTD	81	04/02→07/06	➔	⬇; Nutzlast ab [kg] 1.100 Nutzlast bis [kg] 1.800; Trommelbremse	1	<b>24.3727-0343.2 580343</b>	L= 2.827
2.8 JTD	90	11/03→07/06					
2.8 JTD	94	04/02→07/06					
2.8 JTD Power	107	05/04→07/06					
2.8 JTD 4x4	94	10/02→07/06	←	⬆; Nutzlast ab [kg] 1.100 Nutzlast bis [kg] 1.800; Scheiben/Trommel	1	<b>24.3727-0562.2 580562</b>	L= 1.059
			➔	⬇; Nutzlast ab [kg] 1.100 Nutzlast bis [kg] 1.800; Trommelbremse	1	<b>24.3727-0343.2 580343</b>	L= 2.827
<b>FIAT - DUCATO Pritsche/Fahrgestell (250_, 290_) 07/06→</b>							
 <b>Bremsbackensatz, Feststellbremse</b>							
100 Multijet 2,2 D	74	07/06→	➔			<b>03.0137-4004.2 654004</b>	Ø 172 x 42 + Zub
110 Multijet 2,3 D	82	08/06→					
110 Multijet 2,3 D	83	10/11→					
115 Multijet 2,0 D	85	06/11→					
120 Multijet 2,3 D	88	07/06→					
120 Multijet 2,3 D 4x4	88	03/10→					
130 Multijet 2,3 D	93	08/06→					
130 Multijet 2,3 D	96	07/06→					
140 Multijet 3,0 D	103	07/06→07/14					
140 Natural Power	100	04/09→					
150 Multijet 2,3 D	109	06/11→					
150 Multijet 2,3 D	110	12/15→					
150 Multijet 3,0 D	107	04/10→					
160 Multijet 3,0 D	115	07/06→12/11					
160 Multijet 3,0 D	116	07/06→					
180 Multijet 2,3 D	130	12/15→					
180 Multijet 3,0 D	130	06/11→					
<b>FIAT - ELBA (146_) 10/85→12/97</b>							
 <b>Radbremszylinder</b>							
1.5	49	01/92→12/96	➔			<b>24.3219-1103.3 020408</b>	Ø 19,05 GG
1.5	55	01/92→12/96					
1.6	69	01/94→12/96					
<b>Zubehörsatz, Bremsbacken</b>							
1.5	49	01/92→12/96	➔			<b>03.0137-9021.2 669021</b>	Fiat
1.5	55	01/92→12/96					
1.6	69	01/94→12/96					
 <b>Bremstrommel</b>							
1.5	49	01/92→12/96	➔			<b>24.0218-5001.1 480012</b>	Ø 185,0 x 37 / 186,8
1.5	55	01/92→12/96					
1.6	69	01/94→12/96					
 <b>Bremsbackensatz</b>							
1.5	49	01/92→12/96	➔			<b>03.0137-0015.2 650015</b>	Fiat Ø 185 x 31
1.5	55	01/92→12/96					
↓							







	kw				!#		
<b>FIAT - ELBA (146_) 10/85→12/97</b>							
 <b>Bremsbackensatz</b>							
1.6	69	01/94→12/96	➔			03.0137-0015.2 650015	Fiat Ø 185 x 31
 <b>Seilzug, Feststellbremse</b>							
1.5	49	01/92→12/96	➔	↓; Trommelbremse	1	24.3727-0517.2 580517	L= 2.833
1.5	55	01/92→12/96					
1.6	69	01/94→12/96					
<b>FIAT - FIORINO Kasten/Kombi (225_) 01/07→</b>							
 <b>Radbremszylinder</b>							
1.3 D Multijet	55	11/07→	➔	09/08→		24.3220-1728.3 020509	Ø 20,64 ALU
1.4	54	11/07→					
1.3 D Multijet	59	03/15→	➔			24.3220-1728.3 020509	Ø 20,64 ALU
1.4	57	10/09→					
1.3 D Multijet	70	07/09→	➔	07/10→		24.3220-1728.3 020509	Ø 20,64 ALU
1.4 Natural Power	51	06/08→	➔	10/09→		24.3220-1728.3 020509	Ø 20,64 ALU
1.4 Natural Power	57	06/08→					
<b>Zubehörsatz, Bremsbacken</b>							
1.3 D Multijet	55	11/07→	➔	09/08→		03.0137-9309.2 669309	AP
1.3 D Multijet	59	03/15→	➔			03.0137-9309.2 669309	AP
1.4	57	10/09→					
1.3 D Multijet	70	07/09→	➔	07/10→		03.0137-9309.2 669309	AP
1.4	54	11/07→	➔	09/08→; für Fahrzeuge mit verstärkter Bremse		03.0137-9309.2 669309	AP
			➔	09/08→; nicht für Fahrzeuge mit verstärkter Bremse		03.0137-9310.2 669310	AP
1.4 Natural Power	51	06/08→	➔	10/09→		03.0137-9309.2 669309	AP
1.4 Natural Power	57	06/08→					
 <b>Bremstrommel</b>							
1.3 D Multijet	55	11/07→	➔	09/08→		24.0222-8018.1 480078	Ø 228,0 x 48 / 230
1.3 D Multijet	59	03/15→	➔			24.0222-8018.1 480078	Ø 228,0 x 48 / 230
1.4	57	10/09→					
1.3 D Multijet	70	07/09→	➔	07/10→		24.0222-8018.1 480078	Ø 228,0 x 48 / 230
1.4	54	11/07→	➔	09/08→; nicht für Fahrzeuge mit verstärkter Bremse		24.0220-3007.1 480064	Ø 203,0 x 48,5 / 204,7
			➔	09/08→; für Fahrzeuge mit verstärkter Bremse		24.0222-8018.1 480078	Ø 228,0 x 48 / 230
1.4 Natural Power	51	06/08→	➔	10/09→		24.0222-8018.1 480078	Ø 228,0 x 48 / 230
1.4 Natural Power	57	06/08→					
 <b>Bremsbackensatz</b>							
1.3 D Multijet	55	11/07→	➔	09/08→		03.0137-0493.2 650493	AP Ø 228 x 42 + HEB
						03.0521-0120.3 690120	AP Ø 228 x 42 Ø 20,64 + RZ / + Zub TopKit
1.3 D Multijet	59	03/15→	➔			03.0137-0493.2 650493	AP Ø 228 x 42 + HEB
1.4	57	10/09→				03.0521-0120.3 690120	AP Ø 228 x 42 Ø 20,64 + RZ / + Zub TopKit
1.3 D Multijet	70	07/09→	➔	07/10→		03.0137-0493.2 650493	AP Ø 228 x 42 + HEB
						03.0521-0120.3 690120	AP Ø 228 x 42 Ø 20,64 + RZ / + Zub TopKit
1.4	54	11/07→	➔	09/08→; für Fahrzeuge mit verstärkter Bremse		03.0137-0457.2 650457	AP Ø 228 x 42 + HEB
						03.0521-0120.3 690120	AP Ø 228 x 42 Ø 20,64 + RZ / + Zub TopKit
			➔	09/08→; nicht für Fahrzeuge mit verstärkter Bremse		03.0137-0479.2 650479	AP Ø 203 x 38 + HEB
						03.0520-9220.3 699220	AP Ø 203 x 38 Ø 20,64 + RZ / + Zub TopKit
1.4 Natural Power	51	06/08→	➔	10/09→		03.0137-0493.2 650493	AP Ø 228 x 42 + HEB
1.4 Natural Power	57	06/08→				03.0521-0120.3 690120	AP Ø 228 x 42 Ø 20,64 + RZ / + Zub TopKit
<b>FIAT - FIORINO Kasten (146_) 01/88→</b>							
 <b>Radbremszylinder</b>							
1.4	52	11/92→10/96	➔	09/93→		24.3220-1704.3 020097	Ø 20,64 GG
1.7 TD	46	11/96→05/00	➔			24.3220-1704.3 020097	Ø 20,64 GG
60 1.7 D	42	05/88→10/96	➔	09/88→ 08/93		24.3219-1103.3 020408	Ø 19,05 GG
60 1.7 D	44	05/88→05/00					
↓							




























	kw				!#		
<b>FIAT - FIORINO Kasten (146_) 01/88→</b>							
 <b>Radbremszylinder</b>							
60 1.7 D 60 1.7 D	42 44	05/88→10/96 05/88→05/00	➡	09/93→		24.3220-1704.3 020097	Ø 20,64 GG
65 1.7 TD 70 i.e. 1.4 75 i.e. 1.6	46 49 55	01/97→05/01 05/94→05/01 10/93→05/01	➡	→ 03/01		24.3220-1704.3 020097	Ø 20,64 GG
<b>Zubehörsatz, Bremsbacken</b>							
1.4	52	11/92→10/96	➡	09/93→		03.0137-9081.2 669081	
1.7 TD	46	11/96→05/00	➡			03.0137-9081.2 669081	
60 1.7 D 60 1.7 D	42 44	05/88→10/96 05/88→05/00	➡	09/88→ 08/93		03.0137-9021.2 669021	Fiat
			➡	09/93→		03.0137-9081.2 669081	
65 1.7 TD 70 i.e. 1.4 75 i.e. 1.6	46 49 55	01/97→05/01 05/94→05/01 10/93→05/01	➡	→ 03/01		03.0137-9081.2 669081	
 <b>Bremstrommel</b>							
1.4	52	11/92→10/96	➡	09/93→		24.0222-8018.1 480078	Ø 228,0 x 48 / 230
1.7 TD	46	11/96→05/00	➡			24.0222-8018.1 480078	Ø 228,0 x 48 / 230
60 1.7 D 60 1.7 D	42 44	05/88→10/96 05/88→05/00	➡	09/88→ 08/93		24.0218-5001.1 480012	Ø 185,0 x 37 / 186,8
			➡	09/93→		24.0222-8018.1 480078	Ø 228,0 x 48 / 230
65 1.7 TD 70 i.e. 1.4 75 i.e. 1.6	46 49 55	01/97→05/01 05/94→05/01 10/93→05/01	➡	→ 03/01		24.0222-8018.1 480078	Ø 228,0 x 48 / 230
 <b>Bremsbackensatz</b>							
1.4	52	11/92→10/96	➡	09/93→		03.0137-0208.2 650208 03.0520-8820.3 698820	Ø 228 x 42 + HEB Ø 228 x 42 Ø 20,64 + RZ / + Zub TopKit
1.7 TD	46	11/96→05/00	➡			03.0137-0208.2 650208 03.0520-8820.3 698820	Ø 228 x 42 + HEB Ø 228 x 42 Ø 20,64 + RZ / + Zub TopKit
60 1.7 D 60 1.7 D	42 44	05/88→10/96 05/88→05/00	➡	09/88→ 08/93		03.0137-0015.2 650015	Fiat Ø 185 x 31
			➡	09/93→		03.0137-0208.2 650208 03.0520-8820.3 698820	Ø 228 x 42 + HEB Ø 228 x 42 Ø 20,64 + RZ / + Zub TopKit
65 1.7 TD 70 i.e. 1.4 75 i.e. 1.6	46 49 55	01/97→05/01 05/94→05/01 10/93→05/01	➡	→ 03/01		03.0137-0208.2 650208 03.0520-8820.3 698820	Ø 228 x 42 + HEB Ø 228 x 42 Ø 20,64 + RZ / + Zub TopKit
 <b>Seilzug, Feststellbremse</b>							
1.4	52	11/92→10/96	➡	⬇; 09/93→; Trommelbremse	1	24.3727-0541.2 580541	L= 3.105
1.7 TD	46	11/96→05/00	➡	⬇; Trommelbremse	1	24.3727-0541.2 580541	L= 3.105
60 1.7 D 60 1.7 D	42 44	05/88→10/96 05/88→05/00	➡	⬇; 09/88→ 08/93; Trommelbremse	1	24.3727-0517.2 580517	L= 2.833
			➡	⬇; 09/93→; Trommelbremse	1	24.3727-0541.2 580541	L= 3.105
65 1.7 TD 70 i.e. 1.4 75 i.e. 1.6	46 49 55	01/97→05/01 05/94→05/01 10/93→05/01	➡	⬇; → 03/01; Trommelbremse	1	24.3727-0541.2 580541	L= 3.105
<b>FIAT - FIORINO Pick up (146_) 01/88→05/01</b>							
 <b>Radbremszylinder</b>							
1.4 1.6 1.7 TD	49 55 46	05/94→05/01 01/94→05/01 01/97→05/01	➡	→ 03/01		24.3220-1704.3 020097	Ø 20,64 GG
1.4 1.7 D	52 42	10/93→10/96 10/93→10/99	➡			24.3220-1704.3 020097	Ø 20,64 GG
1.7 D	44	05/88→10/99	➡	09/93→		24.3220-1704.3 020097	Ø 20,64 GG
<b>Zubehörsatz, Bremsbacken</b>							
1.4 1.6 1.7 TD	49 55 46	05/94→05/01 01/94→05/01 01/97→05/01	➡	→ 03/01		03.0137-9081.2 669081	
1.4 1.7 D	52 42	10/93→10/96 10/93→10/99	➡			03.0137-9081.2 669081	
1.7 D	44	05/88→10/99	➡	09/93→		03.0137-9081.2 669081	
 <b>Bremstrommel</b>							
1.4 ↓	49	05/94→05/01	➡	→ 03/01		24.0222-8018.1 480078	Ø 228,0 x 48 / 230























	kw				!#		
<b>FIAT - FIORINO Pick up (146_) 01/88→05/01</b>							
<b>Bremstrommel</b>							
1.6	55	01/94→05/01	➔	→ 03/01		24.0222-8018.1 480078	Ø 228,0 x 48 / 230
1.7 TD	46	01/97→05/01	➔				
1.4	52	10/93→10/96	➔			24.0222-8018.1 480078	Ø 228,0 x 48 / 230
1.7 D	42	10/93→10/99	➔				
1.7 D	44	05/88→10/99	➔	09/93→		24.0222-8018.1 480078	Ø 228,0 x 48 / 230
<b>Bremsbackensatz</b>							
1.4	49	05/94→05/01	➔	→ 03/01		03.0137-0208.2 650208	Ø 228 x 42 + HEB
1.6	55	01/94→05/01	➔			03.0520-8820.3 698820	Ø 228 x 42 Ø 20,64 + RZ / + Zub TopKit
1.7 TD	46	01/97→05/01	➔				
1.4	52	10/93→10/96	➔			03.0137-0208.2 650208	Ø 228 x 42 + HEB
1.7 D	42	10/93→10/99	➔			03.0520-8820.3 698820	Ø 228 x 42 Ø 20,64 + RZ / + Zub TopKit
1.7 D	44	05/88→10/99	➔	09/93→		03.0137-0208.2 650208	Ø 228 x 42 + HEB
						03.0520-8820.3 698820	Ø 228 x 42 Ø 20,64 + RZ / + Zub TopKit
<b>Seilzug, Feststellbremse</b>							
1.4	49	05/94→05/01	➔	⬇; → 03/01; Trommelbremse	1	24.3727-0541.2 580541	L= 3.105
1.6	55	01/94→05/01	➔				
1.7 TD	46	01/97→05/01	➔				
1.4	52	10/93→10/96	➔	⬇; Trommelbremse	1	24.3727-0541.2 580541	L= 3.105
1.7 D	42	10/93→10/99	➔				
1.7 D	44	05/88→10/99	➔	⬇; 09/93→; Trommelbremse	1	24.3727-0541.2 580541	L= 3.105
<b>FIAT - FULLBACK Pick-up (502_, 503_) 01/16→</b>							
<b>Bremsbackensatz</b>							
2.4 D 4x4	110	01/16→	➔			03.0137-0518.2 650518	Ø 295 x 51 - HEB
2.4 D 4x4	113	01/16→	➔				
2.4 D 4x4	133	01/16→	➔				
2.5 D 4x4	100	01/16→	➔				
<b>FIAT - GRANDE PUNTO (199_) 06/05→</b>							
<b>Radbremszylinder</b>							
1.2	48	10/05→	➔	→ 01/11		24.3220-1728.3 020509	Ø 20,64 ALU
1.2	51	09/10→	➔				
1.3 D Multijet	51	07/08→	➔				
1.3 D Multijet	62	04/10→	➔				
1.3 D Multijet	66	10/05→	➔				
1.4 (199.AXB11, 199.AXB1A)	57	06/05→12/15	➔				
1.4 16V	70	10/05→	➔				
1.4 16V	112	09/07→07/12	➔				
1.4 LPG	57	12/08→	➔				
1.4 Natural Power	57	07/08→	➔				
1.2 LPG	51	07/08→	➔	09/10→ 01/11		24.3220-1728.3 020509	Ø 20,64 ALU
1.3 D Multijet	55	10/05→	➔	04/08→ 01/11		24.3220-1728.3 020509	Ø 20,64 ALU
1.3 D Multijet	56	06/09→	➔	10/09→		24.3220-1728.3 020509	Ø 20,64 ALU
			➔	→ 01/11		24.3220-1728.3 020509	Ø 20,64 ALU
1.4 (199AXB1A)	55	10/05→07/07	➔			24.3220-1728.3 020509	Ø 20,64 ALU
<b>Zubehörsatz, Bremsbacken</b>							
1.2	48	10/05→	➔	→ 01/11		03.0137-9310.2 669310	AP
1.2	51	09/10→	➔	→ 01/11		03.0137-9309.2 669309	AP
1.3 D Multijet	51	07/08→	➔				
1.3 D Multijet	62	04/10→	➔				
1.3 D Multijet	66	10/05→	➔				
1.4 (199.AXB11, 199.AXB1A)	57	06/05→12/15	➔				
1.4 16V	70	10/05→	➔				
1.4 16V	112	09/07→07/12	➔				
1.4 LPG	57	12/08→	➔				
1.4 Natural Power	57	07/08→	➔				
1.2 LPG	51	07/08→	➔	09/10→ 01/11		03.0137-9309.2 669309	AP
1.3 D Multijet	55	10/05→	➔	04/08→ 01/11		03.0137-9309.2 669309	AP
1.3 D Multijet	56	06/09→	➔	10/09→		03.0137-9309.2 669309	AP
			➔	→ 01/11		03.0137-9309.2 669309	AP
1.4 (199AXB1A)	55	10/05→07/07	➔			03.0137-9309.2 669309	AP

	kw				!#		
<b>FIAT - GRANDE PUNTO (199_) 06/05→</b>							
<b>Bremstrommel</b>							
1.2	48	10/05→	➡	→ 01/11		<b>24.0220-3035.1 480300</b>	Ø 203,0 x 45 / 204,7
1.3 D Multijet	51	07/08→	➡	→ 01/11		<b>24.0222-8037.1 480302</b>	Ø 228,3 x 48 / 230
1.3 D Multijet	66	10/05→					
1.4 16V	70	10/05→					
1.4 16V	112	09/07→07/12					
1.4 LPG	57	12/08→					
1.4 Natural Power	57	07/08→					
1.3 D Multijet	55	10/05→	➡	04/08→ 01/11		<b>24.0222-8037.1 480302</b>	Ø 228,3 x 48 / 230
1.3 D Multijet	56	06/09→	➡	10/09→		<b>24.0222-8037.1 480302</b>	Ø 228,3 x 48 / 230
			➡	→ 01/11		<b>24.0222-8037.1 480302</b>	Ø 228,3 x 48 / 230
1.3 D Multijet	62	04/10→	➡	09/10→ 01/11; Stahlfelge		<b>24.0222-8037.1 480302</b>	Ø 228,3 x 48 / 230
1.4 (199.AXB11, 199.AXB1A)	57	06/05→12/15	➡	→ 01/11		<b>24.0222-8037.1 480302</b>	Ø 228,3 x 48 / 230
			➡	09/10→ 01/11; Stahlfelge		<b>24.0222-8037.1 480302</b>	Ø 228,3 x 48 / 230
1.4 (199AXB1A)	55	10/05→07/07	➡			<b>24.0222-8037.1 480302</b>	Ø 228,3 x 48 / 230
<b>Bremsbackensatz</b>							
1.2	48	10/05→	➡	→ 01/11		<b>03.0137-0479.2 650479</b> <b>03.0520-9220.3 699220</b>	AP Ø 203 x 38 + HEB AP Ø 203 x 38 Ø 20,64 + RZ / + Zub TopKit
1.2	51	09/10→	➡	→ 01/11		<b>03.0137-0478.2 650478</b>	AP Ø 228 x 42 + HEB
1.3 D Multijet	51	07/08→				<b>03.0520-9020.3 699020</b>	AP Ø 228 x 42 Ø 20,64 + RZ / + Zub TopKit
1.3 D Multijet	66	10/05→					
1.4 (199.AXB11, 199.AXB1A)	57	06/05→12/15					
1.4 16V	70	10/05→					
1.4 16V	112	09/07→07/12					
1.4 LPG	57	12/08→					
1.4 Natural Power	57	07/08→					
1.2 LPG	51	07/08→	➡	09/10→ 01/11		<b>03.0137-0478.2 650478</b> <b>03.0520-9020.3 699020</b>	AP Ø 228 x 42 + HEB AP Ø 228 x 42 Ø 20,64 + RZ / + Zub TopKit
1.3 D Multijet	55	10/05→	➡	04/08→ 01/11		<b>03.0137-0478.2 650478</b>	AP Ø 228 x 42 + HEB
1.3 D Multijet	56	06/09→	➡	10/09→		<b>03.0137-0478.2 650478</b>	AP Ø 228 x 42 + HEB
			➡	→ 01/11		<b>03.0137-0478.2 650478</b>	AP Ø 228 x 42 + HEB
1.3 D Multijet	62	04/10→	➡	→ 01/11		<b>03.0137-0478.2 650478</b>	AP Ø 228 x 42 + HEB
1.4 (199AXB1A)	55	10/05→07/07	➡			<b>03.0137-0478.2 650478</b> <b>03.0520-9020.3 699020</b>	AP Ø 228 x 42 + HEB AP Ø 228 x 42 Ø 20,64 + RZ / + Zub TopKit
<b>Seilzug, Feststellbremse</b>							
1.2	48	10/05→	➡	<input type="checkbox"/> ; → 01/11; Trommelbremse		<b>24.3727-0575.2 580575</b>	L= 1.642
			➡	<input type="checkbox"/> ; → 01/11; Trommelbremse		<b>24.3727-0576.2 580576</b>	L= 1.660
1.2	51	09/10→	➡	<input type="checkbox"/> ; → 01/11; Trommelbremse		<b>24.3727-0577.2 580577</b>	L= 1.674
1.3 D Multijet	51	07/08→					
1.3 D Multijet	62	04/10→	➡	<input type="checkbox"/> ; → 01/11; Scheiben/Trommel		<b>24.3727-0578.2 580578</b>	L= 1.689
1.3 D Multijet	66	10/05→					
1.4 (199.AXB11, 199.AXB1A)	57	06/05→12/15					
1.4 16V	70	10/05→					
1.4 16V	112	09/07→07/12					
1.4 LPG	57	12/08→					
1.4 Natural Power	57	07/08→					
1.2 LPG	51	07/08→	➡	<input type="checkbox"/> ; 09/10→ 01/11; Trommelbremse		<b>24.3727-0577.2 580577</b>	L= 1.674
			➡	<input type="checkbox"/> ; 09/10→ 01/11; Scheiben/Trommel		<b>24.3727-0578.2 580578</b>	L= 1.689
1.3 D Multijet	55	10/05→	➡	<input type="checkbox"/> ; 04/08→ 01/11; Trommelbremse		<b>24.3727-0577.2 580577</b>	L= 1.674
			➡	<input type="checkbox"/> ; 04/08→ 01/11; Scheiben/Trommel		<b>24.3727-0578.2 580578</b>	L= 1.689
1.3 D Multijet	56	06/09→	➡	<input type="checkbox"/> ; 10/09→; Trommelbremse		<b>24.3727-0577.2 580577</b>	L= 1.674
			➡	<input type="checkbox"/> ; → 01/11; Trommelbremse		<b>24.3727-0577.2 580577</b>	L= 1.674
			➡	<input type="checkbox"/> ; 10/09→		<b>24.3727-0578.2 580578</b>	L= 1.689
			➡	<input type="checkbox"/> ; → 01/11; Scheiben/Trommel		<b>24.3727-0578.2 580578</b>	L= 1.689
			➡	<input type="checkbox"/> ; 10/09→; Scheibenbremse		<b>24.3727-0579.2 580579</b>	L= 1.654
			➡	<input type="checkbox"/> ; 10/09→; Scheibenbremse		<b>24.3727-0580.2 580580</b>	L= 1.673
1.4 (199AXB1A)	55	10/05→07/07	➡	<input type="checkbox"/> ; Trommelbremse		<b>24.3727-0577.2 580577</b>	L= 1.674
			➡	<input type="checkbox"/> ; Scheiben/Trommel		<b>24.3727-0578.2 580578</b>	L= 1.689
↓							










	kw				!#		
<b>FIAT - GRANDE PUNTO (199_) 06/05→</b>							
 <b>Seilzug, Feststellbremse</b>							
1.4 T-Jet	88	09/07→	➡	☐; → 01/11; Scheibenbremse		24.3727-0579.2 580579	L= 1.654
1.6 D Multijet	88	07/08→	➡	☐; → 01/11; Scheibenbremse		24.3727-0580.2 580580	L= 1.673
1.9 D Multijet	88	10/05→					
1.9 D Multijet	85	06/06→12/09	➡	☐; Scheibenbremse		24.3727-0579.2 580579	L= 1.654
			➡	☐; Scheibenbremse		24.3727-0580.2 580580	L= 1.673
1.9 D Multijet	96	10/05→	➡	☐; 02/06→ 01/11; Scheibenbremse		24.3727-0579.2 580579	L= 1.654
			➡	☐; 02/06→ 01/11; Scheibenbremse		24.3727-0580.2 580580	L= 1.673
<b>FIAT - GRANDE PUNTO Van (199_) 10/05→06/13</b>							
 <b>Radbremsszylinder</b>							
1.3 JTD Multijet	55	02/06→06/13	➡	→ 01/11		24.3220-1728.3 020509	Ø 20,64 ALU
<b>Zubehörsatz, Bremsbacken</b>							
1.3 JTD Multijet	55	02/06→06/13	➡	→ 01/11		03.0137-9309.2 669309	AP
 <b>Bremstrommel</b>							
1.3 JTD Multijet	55	02/06→06/13	➡	→ 01/11		24.0222-8037.1 480302	Ø 228,3 x 48 / 230
 <b>Bremsbackensatz</b>							
1.3 JTD Multijet	55	02/06→06/13	➡	→ 01/11		03.0137-0478.2 650478	AP Ø 228 x 42 + HEB
						03.0520-9020.3 699020	AP Ø 228 x 42 Ø 20,64 + RZ / + Zub TopKit
 <b>Seilzug, Feststellbremse</b>							
1.3 JTD Multijet	55	02/06→06/13	➡	☐; → 01/11; Trommelbremse		24.3727-0577.2 580577	L= 1.674
			➡	☐; → 01/11; Scheiben/Trommel		24.3727-0578.2 580578	L= 1.689
<b>FIAT - IDEA (350_) 12/03→</b>							
 <b>Radbremsszylinder</b>							
1.2 16V	59	01/04→	➡	→ 05/08		24.3222-1724.3 020466	Ø 22,2 ALU
1.3 D Multijet	51	01/04→					
1.4 16V	70	01/04→					
1.3 D Multijet	66	10/05→	➡	11/05→ 05/08		24.3220-1107.3 020218	AP Ø 20,64 GG
			➡	06/08→ 07/12		24.3220-1728.3 020509	Ø 20,64 ALU
1.3 D Multijet	70	05/08→12/12	➡	→ 05/08		24.3220-1107.3 020218	AP Ø 20,64 GG
			➡	06/08→ 07/12		24.3220-1728.3 020509	Ø 20,64 ALU
1.4	57	10/05→	➡	11/05→ 05/08		24.3222-1724.3 020466	Ø 22,2 ALU
1.4	66	12/03→	➡	01/04→ 05/08		24.3222-1724.3 020466	Ø 22,2 ALU
1.9 JTD	74	01/04→	➡	→ 06/05		24.3220-1107.3 020218	AP Ø 20,64 GG
			➡	06/08→ 07/12		24.3220-1728.3 020509	Ø 20,64 ALU
<b>Zubehörsatz, Bremsbacken</b>							
1.2 16V	59	01/04→	➡	→ 02/08		03.0137-9310.2 669310	AP
1.4 16V	70	01/04→	➡				
1.3 D Multijet	51	01/04→	➡	→ 07/12		03.0137-9310.2 669310	AP
1.4 LPG	57	03/09→	➡				
1.3 D Multijet	66	10/05→	➡	11/05→ 02/08		03.0137-9309.2 669309	AP
1.3 D Multijet	70	05/08→12/12	➡	→ 07/12		03.0137-9309.2 669309	AP
1.4	57	10/05→	➡	11/05→ 02/08		03.0137-9310.2 669310	AP
1.4	66	12/03→	➡	01/04→ 02/08		03.0137-9310.2 669310	AP
1.9 JTD	74	01/04→	➡	→ 02/08		03.0137-9309.2 669309	AP
 <b>Bremstrommel</b>							
1.2 16V	59	01/04→	➡	→ 02/08		24.0220-3007.1 480064	Ø 203,0 x 48,5 / 204,7
1.4 16V	70	01/04→	➡				
1.3 D Multijet	51	01/04→	➡	→ 07/12		24.0220-3007.1 480064	Ø 203,0 x 48,5 / 204,7
1.4 LPG	57	03/09→	➡				
1.3 D Multijet	66	10/05→	➡	11/05→ 02/08		24.0222-8018.1 480078	Ø 228,0 x 48 / 230
1.3 D Multijet	70	05/08→12/12	➡	→ 07/12		24.0222-8018.1 480078	Ø 228,0 x 48 / 230
1.4	57	10/05→	➡	11/05→ 02/08		24.0220-3007.1 480064	Ø 203,0 x 48,5 / 204,7
1.4	66	12/03→	➡	01/04→ 02/08		24.0220-3007.1 480064	Ø 203,0 x 48,5 / 204,7
1.9 JTD	74	01/04→	➡	→ 02/08		24.0222-8018.1 480078	Ø 228,0 x 48 / 230











	kw				!#		
<b>FIAT - IDEA (350_) 12/03→</b>							
 <b>Bremsbackensatz</b>							
1.2 16V 1.4 16V	59 70	01/04→ 01/04→	➡ ➡	→ 02/08 06/08→ 07/12		03.0137-0479.2 650479 03.0520-6922.3 696922	AP Ø 203 x 38 + HEB AP Ø 203 x 38 Ø 22,2 + RZ / + Zub TopKit
1.3 D Multijet	51	01/04→	➡ ➡	→ 07/12 06/08→ 07/12		03.0137-0479.2 650479 03.0520-6922.3 696922	AP Ø 203 x 38 + HEB AP Ø 203 x 38 Ø 22,2 + RZ / + Zub TopKit
1.3 D Multijet	66	10/05→	➡	11/05→ 02/08		03.0137-0457.2 650457 03.0520-9120.3 699120	AP Ø 228 x 42 + HEB AP Ø 228 x 42 Ø 20,64 + RZ / + Zub TopKit
1.3 D Multijet	70	05/08→12/12	➡	→ 07/12		03.0137-0457.2 650457 03.0520-9120.3 699120	AP Ø 228 x 42 + HEB AP Ø 228 x 42 Ø 20,64 + RZ / + Zub TopKit
1.4	57	10/05→	➡ ➡	11/05→ 02/08 06/08→ 07/12		03.0137-0479.2 650479 03.0520-6922.3 696922	AP Ø 203 x 38 + HEB AP Ø 203 x 38 Ø 22,2 + RZ / + Zub TopKit
1.4	66	12/03→	➡ ➡	01/04→ 02/08 06/08→ 07/12		03.0137-0479.2 650479 03.0520-6922.3 696922	AP Ø 203 x 38 + HEB AP Ø 203 x 38 Ø 22,2 + RZ / + Zub TopKit
1.4 LPG	57	03/09→	➡	→ 07/12		03.0137-0479.2 650479 03.0520-6922.3 696922	AP Ø 203 x 38 + HEB AP Ø 203 x 38 Ø 22,2 + RZ / + Zub TopKit
1.9 JTD	74	01/04→	➡ ➡	→ 02/08 07/05→ 02/08		03.0137-0457.2 650457 03.0520-9120.3 699120	AP Ø 228 x 42 + HEB AP Ø 228 x 42 Ø 20,64 + RZ / + Zub TopKit
<b>FIAT - LINEA (323_, 110_) 06/07→</b>							
 <b>Radbremszylinder</b>							
1.3 D Multijet 1.4	66 57	06/07→ 06/07→	➡	07/07→ 05/11		24.3220-1728.3 020509	Ø 20,64 ALU
1.3 D Multijet	70	09/09→	➡	→ 05/11		24.3220-1728.3 020509	Ø 20,64 ALU
<b>Zubehörsatz, Bremsbacken</b>							
1.3 D Multijet 1.4	66 57	06/07→ 06/07→	➡	07/07→ 05/11		03.0137-9309.2 669309	AP
1.3 D Multijet	70	09/09→	➡	→ 05/11		03.0137-9309.2 669309	AP
 <b>Bremstrommel</b>							
1.3 D Multijet 1.4	66 57	06/07→ 06/07→	➡	07/07→ 05/11		24.0222-8018.1 480078	Ø 228,0 x 48 / 230
1.3 D Multijet	70	09/09→	➡	→ 05/11		24.0222-8018.1 480078	Ø 228,0 x 48 / 230
 <b>Bremsbackensatz</b>							
1.3 D Multijet 1.4	66 57	06/07→ 06/07→	➡	07/07→ 05/11		03.0137-0478.2 650478 03.0520-9020.3 699020	AP Ø 228 x 42 + HEB AP Ø 228 x 42 Ø 20,64 + RZ / + Zub TopKit
1.3 D Multijet	70	09/09→	➡	→ 05/11		03.0137-0478.2 650478 03.0520-9020.3 699020	AP Ø 228 x 42 + HEB AP Ø 228 x 42 Ø 20,64 + RZ / + Zub TopKit
 <b>Seilzug, Feststellbremse</b>							
1.4 T-Jet 1.6 (323.AXD1A) 1.6 D Multijet 1.9 16V	88 80 77 94	09/07→ 07/08→ 06/09→ 07/08→	➡ ➡	<input type="checkbox"/> ; → 05/11; Scheibenbremse <input checked="" type="checkbox"/> ; → 05/11; Scheibenbremse		24.3727-0564.2 580564 24.3727-0565.2 580565	L= 1.520 L= 1.528
<b>FIAT - MAREA (185_) 05/96→12/07</b>							
 <b>Radbremszylinder</b>							
1.2 16V	60	10/98→05/02	➡	04/99→		24.3222-1126.3 020358 24.3222-1724.3 020466	AP Ø 22,2 GG Ø 22,2 ALU
1.4 80 12V 1.6 100 16V 1.8 115 16V 1.9 TD 100 (185AX_) 1.9 TD 75	59 76 83 74 55	09/96→05/02 09/96→05/02 09/96→05/02 05/96→12/02 09/96→05/02	➡ ➡ ➡	04/97→ → 03/97		24.3222-1126.3 020358 24.3222-1724.3 020466 24.3222-1707.3 020104	AP Ø 22,2 GG Ø 22,2 ALU BDX Ø 22,2 GG
1.6 1.6 100 16V Bipower 1.6 16V ↓	68 76 76 75	03/99→08/00 09/00→08/02 04/99→05/02 04/97→02/99	➡			24.3222-1126.3 020358 24.3222-1724.3 020466	AP Ø 22,2 GG Ø 22,2 ALU

	kw				!#		
<b>FIAT - MAREA (185_) 05/96→12/07</b>							
<b> Radbremszylinder</b>							
1.6 SX	72	09/00→08/02	➔			24.3222-1126.3 020358	AP Ø 22,2 GG
1.9 JTD 105 (185AXN1A)	77	12/98→12/02				24.3222-1724.3 020466	Ø 22,2 ALU
1.9 JTD 110 (185AXT1A)	81	09/00→08/02					
1.9 JTD	79	01/01→12/07	➔	→ 12/02		24.3222-1126.3 020358	AP Ø 22,2 GG
						24.3222-1724.3 020466	Ø 22,2 ALU
<b>Zubehörsatz, Bremsbacken</b>							
1.2 16V	60	10/98→05/02	➔	04/99→		03.0137-9244.2 669244	AP
1.4 80 12V	59	09/96→05/02	➔	→ 03/97		03.0137-9125.2 669125	BDX
1.6 100 16V	76	09/96→05/02					
1.8 115 16V	83	09/96→05/02	➔	04/97→		03.0137-9244.2 669244	AP
1.9 TD 100 (185AX_)	74	05/96→12/02					
1.9 TD 75	55	09/96→05/02					
1.6	68	03/99→08/00	➔			03.0137-9244.2 669244	AP
1.6	76	09/00→08/02					
1.6 100 16V Bipower	76	04/99→05/02					
1.6 16V	75	04/97→02/99					
1.6 SX	72	09/00→08/02					
1.9 JTD 105 (185AXN1A)	77	12/98→12/02					
1.9 JTD 110 (185AXT1A)	81	09/00→08/02					
1.9 JTD	79	01/01→12/07	➔	→ 12/02		03.0137-9244.2 669244	AP
<b> Bremstrommel</b>							
1.2 16V	60	10/98→05/02	➔	04/99→		24.0220-3007.1 480064	Ø 203,0 x 48,5 / 204,7
1.4 80 12V	59	09/96→05/02	➔			24.0220-3007.1 480064	Ø 203,0 x 48,5 / 204,7
1.6	68	03/99→08/00					
1.6	76	09/00→08/02					
1.6 100 16V	76	09/96→05/02					
1.6 100 16V Bipower	76	04/99→05/02					
1.6 16V	75	04/97→02/99					
1.6 SX	72	09/00→08/02					
1.8 115 16V	83	09/96→05/02					
1.9 JTD 105 (185AXN1A)	77	12/98→12/02					
1.9 JTD 110 (185AXT1A)	81	09/00→08/02					
1.9 TD 100 (185AX_)	74	05/96→12/02					
1.9 TD 75	55	09/96→05/02					
1.9 JTD	79	01/01→12/07	➔	→ 12/02		24.0220-3007.1 480064	Ø 203,0 x 48,5 / 204,7
<b> Bremsbackensatz</b>							
1.2 16V	60	10/98→05/02	➔	04/99→		03.0137-0345.2 650345	AP Ø 203 x 38 + HEB
						03.0520-6822.3 696822	AP Ø 203 x 38 Ø 22,2 + RZ / + Zub TopKit
1.4 80 12V	59	09/96→05/02	➔	→ 03/97		03.0137-0262.2 650262	BDX Ø 203 x 39
1.6 100 16V	76	09/96→05/02				03.0520-6722.3 696722	BDX Ø 203 x 39 Ø 22,2 + RZ / + Zub TopKit
1.8 115 16V	83	09/96→05/02					
1.9 TD 100 (185AX_)	74	05/96→12/02					
1.9 TD 75	55	09/96→05/02	➔	04/97→		03.0137-0345.2 650345	AP Ø 203 x 38 + HEB
						03.0520-6822.3 696822	AP Ø 203 x 38 Ø 22,2 + RZ / + Zub TopKit
1.6	68	03/99→08/00	➔			03.0137-0345.2 650345	AP Ø 203 x 38 + HEB
1.6	76	09/00→08/02				03.0520-6822.3 696822	AP Ø 203 x 38 Ø 22,2 + RZ / + Zub TopKit
1.6 100 16V Bipower	76	04/99→05/02					
1.6 16V	75	04/97→02/99					
1.6 SX	72	09/00→08/02					
1.9 JTD 105 (185AXN1A)	77	12/98→12/02					
1.9 JTD 110 (185AXT1A)	81	09/00→08/02					
1.9 JTD	79	01/01→12/07	➔	→ 12/02		03.0137-0345.2 650345	AP Ø 203 x 38 + HEB
						03.0520-6822.3 696822	AP Ø 203 x 38 Ø 22,2 + RZ / + Zub TopKit
<b> Seilzug, Feststellbremse</b>							
1.2 16V	60	10/98→05/02	➔	<input type="checkbox"/> ; 04/99→; Trommelbremse		24.3727-0539.2 580539	L= 1.428
			➔	<input type="checkbox"/> ; 04/99→; Trommelbremse		24.3727-0540.2 580540	L= 1.383
1.4 80 12V	59	09/96→05/02	➔	<input type="checkbox"/> ; + ABS; Trommelbremse		24.3727-0539.2 580539	L= 1.428
			➔	<input type="checkbox"/> ; + ABS; Trommelbremse		24.3727-0540.2 580540	L= 1.383
↓							











	kw				#		
<b>FIAT - MAREA (185_) 05/96→12/07</b>							
 <b>Seilzug, Feststellbremse</b>							
1.6	68	03/99→08/00	➡	☐; Trommelbremse		24.3727-0539.2 580539	L= 1.428
1.6	76	09/00→08/02	➡				
1.6 100 16V	76	09/96→05/02	➡	☐; Trommelbremse		24.3727-0540.2 580540	L= 1.383
1.6 100 16V Bipower	76	04/99→05/02					
1.6 16V	75	04/97→02/99					
1.6 SX	72	09/00→08/02					
1.8 115 16V	83	09/96→05/02					
1.9 JTD 105 (185AXN1A)	77	12/98→12/02					
1.9 JTD 110 (185AXT1A)	81	09/00→08/02					
1.9 TD 100 (185AX_)	74	05/96→12/02					
1.9 TD 75	55	09/96→05/02					
1.9 JTD	79	01/01→12/07	➡	☐; → 12/02; Trommelbremse		24.3727-0539.2 580539	L= 1.428
			➡	☐; → 12/02; Trommelbremse		24.3727-0540.2 580540	L= 1.383
<b>FIAT - MAREA Weekend (185_) 09/96→12/07</b>							
 <b>Radbremszylinder</b>							
1.2 16V	60	10/98→05/02	➡	04/99→		24.3222-1126.3 020358 24.3222-1724.3 020466	AP Ø 22,2 GG Ø 22,2 ALU
1.4 80 12V	59	09/96→05/02	➡	04/97→		24.3222-1126.3 020358 24.3222-1724.3 020466	AP Ø 22,2 GG Ø 22,2 ALU
			➡	→ 03/97		24.3222-1707.3 020104	BDX Ø 22,2 GG
1.6	76	09/00→08/02	➡			24.3220-1116.3 020313	Ø 20,64 GG
1.6 100 16V	76	09/96→05/02					
1.8 115 16V	83	09/96→05/02					
1.9 JTD 105 (185BXN1A)	77	12/98→12/02					
1.9 JTD 110 (185BXT1A)	81	09/00→08/02					
1.9 TD 100 (185BX_)	74	09/96→06/03					
1.9 TD 75	55	09/96→05/02					
1.9 JTD	79	01/01→12/07	➡	→ 12/02		24.3220-1116.3 020313	Ø 20,64 GG
<b>Zubehörsatz, Bremsbacken</b>							
1.2 16V	60	10/98→05/02	➡	04/99→		03.0137-9244.2 669244	AP
1.4 80 12V	59	09/96→05/02	➡	→ 03/97		03.0137-9125.2 669125	BDX
			➡	04/97→		03.0137-9244.2 669244	AP
1.6	76	09/00→08/02	➡			03.0137-9234.2 669234	
1.9 JTD 105 (185BXN1A)	77	12/98→12/02					
1.9 JTD 110 (185BXT1A)	81	09/00→08/02					
1.6 100 16V	76	09/96→05/02	➡	→ 03/97		03.0137-9081.2 669081	
1.8 115 16V	83	09/96→05/02					
1.9 TD 100 (185BX_)	74	09/96→06/03	➡	04/97→		03.0137-9234.2 669234	
1.9 TD 75	55	09/96→05/02					
1.9 JTD	79	01/01→12/07	➡	→ 12/02		03.0137-9234.2 669234	
 <b>Bremsstrommel</b>							
1.2 16V	60	10/98→05/02	➡	04/99→		24.0220-3007.1 480064	Ø 203,0 x 48,5 / 204,7
1.4 80 12V	59	09/96→05/02	➡			24.0220-3007.1 480064	Ø 203,0 x 48,5 / 204,7
1.6	76	09/00→08/02	➡			24.0222-8018.1 480078	Ø 228,0 x 48 / 230
1.6 100 16V	76	09/96→05/02					
1.8 115 16V	83	09/96→05/02					
1.9 JTD 105 (185BXN1A)	77	12/98→12/02					
1.9 JTD 110 (185BXT1A)	81	09/00→08/02					
1.9 TD 100 (185BX_)	74	09/96→06/03					
1.9 TD 75	55	09/96→05/02					
1.9 JTD	79	01/01→12/07	➡	→ 12/02		24.0222-8018.1 480078	Ø 228,0 x 48 / 230
 <b>Bremsbackensatz</b>							
1.2 16V	60	10/98→05/02	➡	04/99→		03.0137-0345.2 650345 03.0520-6822.3 696822	AP Ø 203 x 38 + HEB AP Ø 203 x 38 Ø 22,2 + RZ / + Zub TopKit
1.4 80 12V	59	09/96→05/02	➡	→ 03/97		03.0137-0262.2 650262 03.0520-6722.3 696722	BDX Ø 203 x 39 BDX Ø 203 x 39 Ø 22,2 + RZ / + Zub TopKit
			➡	04/97→		03.0137-0345.2 650345	AP Ø 203 x 38 + HEB
↓							
























	kw				#		
<b>FIAT - MAREA Weekend (185_) 09/96→12/07</b>							
<b> Bremsbackensatz</b>							
1.4 80 12V	59	09/96→05/02	➔	04/97→		<b>03.0520-6822.3 696822</b>	AP Ø 203 x 38 Ø 22,2 + RZ / + Zub TopKit
1.6 1.9 JTD 105 (185BXN1A) 1.9 JTD 110 (185BXT1A)	76 77 81	09/00→08/02 12/98→12/02 09/00→08/02	➔			<b>03.0137-0352.2 650352</b> <b>03.0520-7820.3 697820</b>	Ø 228 x 43 + HEB AP Ø 228 x 43 Ø 20,64 + RZ / + Zub TopKit
1.6 100 16V 1.8 115 16V 1.9 TD 100 (185BX_) 1.9 TD 75	76 83 74 55	09/96→05/02 09/96→05/02 09/96→06/03 09/96→05/02	➔	→ 03/97		<b>03.0137-0208.2 650208</b> <b>03.0420-4520.3 684520</b>	Ø 228 x 42 + HEB Ø 228 x 42 Ø 20,64 + RZ / + Zub Kit
			➔	04/97→		<b>03.0137-0352.2 650352</b> <b>03.0520-7820.3 697820</b>	Ø 228 x 43 + HEB AP Ø 228 x 43 Ø 20,64 + RZ / + Zub TopKit
1.9 JTD	79	01/01→12/07	➔	→ 12/02		<b>03.0137-0352.2 650352</b> <b>03.0520-7820.3 697820</b>	Ø 228 x 43 + HEB AP Ø 228 x 43 Ø 20,64 + RZ / + Zub TopKit
<b> Seilzug, Feststellbremse</b>							
1.2 16V	60	10/98→05/02	➔	<input type="checkbox"/> ; 04/99→; Trommelbremse		<b>24.3727-0539.2 580539</b>	L= 1.428
			➔	<input type="checkbox"/> ; 04/99→; Trommelbremse		<b>24.3727-0540.2 580540</b>	L= 1.383
1.4 80 12V	59	09/96→05/02	➔	<input type="checkbox"/> ; Trommelbremse		<b>24.3727-0539.2 580539</b>	L= 1.428
			➔	<input type="checkbox"/> ; Trommelbremse		<b>24.3727-0540.2 580540</b>	L= 1.383
1.6 1.6 100 16V 1.8 115 16V 1.9 TD 100 (185BX_) 1.9 TD 75	76 76 83 74 55	09/00→08/02 09/96→05/02 09/96→05/02 09/96→06/03 09/96→05/02	➔	<input type="checkbox"/> ; Trommelbremse		<b>24.3727-0542.2 580542</b> <b>24.3727-0543.2 580543</b>	L= 1.404 L= 1.459
1.9 JTD	79	01/01→12/07	➔	<input type="checkbox"/> ; → 12/02; Trommelbremse		<b>24.3727-0539.2 580539</b> <b>24.3727-0543.2 580543</b>	L= 1.428 L= 1.459
			➔	<input type="checkbox"/> ; → 12/02; Trommelbremse		<b>24.3727-0540.2 580540</b> <b>24.3727-0542.2 580542</b>	L= 1.383 L= 1.404
1.9 JTD 105 (185BXN1A) 1.9 JTD 110 (185BXT1A)	77 81	12/98→12/02 09/00→08/02	➔	<input type="checkbox"/> ; Trommelbremse		<b>24.3727-0539.2 580539</b> <b>24.3727-0543.2 580543</b>	L= 1.428 L= 1.459
			➔	<input type="checkbox"/> ; Trommelbremse		<b>24.3727-0540.2 580540</b> <b>24.3727-0542.2 580542</b>	L= 1.383 L= 1.404
<b>FIAT - MULTIPLA (186_) 04/99→06/10</b>							
<b> Radbremszylinder</b>							
1.6 1.6 1.6 1.6 100 16V (186AXA1A) 1.6 16V (186AGB1A) 1.6 16V Bipower (186AMB1A) 1.6 16V Bipower (186AXC1A) 1.6 16V Blupower (186AMA1A) 1.6 16V GPL 1.9 JTD (186AXE1A) 1.9 JTD 105 (186AXB1A) 1.9 JTD 110 1.9 JTD 115	68 74 76 76 70 76 76 70 76 70 76 88 77 81 85	05/04→08/05 03/01→08/05 09/00→06/10 04/99→06/10 04/02→06/10 04/99→06/10 10/01→06/10 04/99→06/10 10/01→06/10 10/01→06/10 04/02→06/10 04/99→06/10 03/01→07/02 07/02→06/10	➔			<b>24.3220-1116.3 020313</b>	Ø 20,64 GG
<b>Zubehörsatz, Bremsbacken</b>							
1.6 1.6 1.6 1.6 100 16V (186AXA1A) 1.6 16V (186AGB1A) 1.6 16V Bipower (186AMB1A) 1.6 16V Bipower (186AXC1A) 1.6 16V Blupower (186AMA1A) 1.6 16V GPL 1.9 JTD (186AXE1A) 1.9 JTD 105 (186AXB1A)	68 74 76 76 70 76 76 70 76 70 76 88 77	05/04→08/05 03/01→08/05 09/00→06/10 04/99→06/10 04/02→06/10 04/99→06/10 10/01→06/10 04/99→06/10 10/01→06/10 10/01→06/10 04/02→06/10 04/99→06/10	➔			<b>03.0137-9234.2 669234</b>	











	kw				#		
<b>FIAT - MULTIPLA (186_) 04/99→06/10</b>							
<b>Zubehörsatz, Bremsbacken</b>							
1.9 JTD 110	81	03/01→07/02	➔			03.0137-9234.2	669234
1.9 JTD 115	85	07/02→06/10					
<b> Bremstrommel</b>							
1.6	68	05/04→08/05	➔			24.0222-8018.1	480078 Ø 228,0 x 48 / 230
1.6	74	03/01→08/05					
1.6	76	09/00→06/10					
1.6 100 16V (186AXA1A)	76	04/99→06/10					
1.6 16V (186AGB1A)	70	04/02→06/10					
1.6 16V Bipower (186AMB1A)	76	04/99→06/10					
1.6 16V Bipower (186AXC1A)	76	10/01→06/10					
1.6 16V Blupower (186AMA1A)	70	04/99→06/10					
1.6 16V GPL	76	10/01→06/10					
1.9 JTD (186AXE1A)	88	04/02→06/10					
1.9 JTD 105 (186AXB1A)	77	04/99→06/10					
1.9 JTD 110	81	03/01→07/02					
1.9 JTD 115	85	07/02→06/10					
<b> Bremsbackensatz</b>							
1.6	68	05/04→08/05	➔			03.0137-0352.2	650352 Ø 228 x 43 + HEB
1.6	74	03/01→08/05				03.0520-7820.3	697820 AP Ø 228 x 43 Ø 20,64 + RZ / + Zub TopKit
1.6	76	09/00→06/10					
1.6 100 16V (186AXA1A)	76	04/99→06/10					
1.6 16V (186AGB1A)	70	04/02→06/10					
1.6 16V Bipower (186AMB1A)	76	04/99→06/10					
1.6 16V Bipower (186AXC1A)	76	10/01→06/10					
1.6 16V Blupower (186AMA1A)	70	04/99→06/10					
1.6 16V GPL	76	10/01→06/10					
1.9 JTD (186AXE1A)	88	04/02→06/10					
1.9 JTD 105 (186AXB1A)	77	04/99→06/10					
1.9 JTD 110	81	03/01→07/02					
1.9 JTD 115	85	07/02→06/10					
<b> Seilzug, Feststellbremse</b>							
1.6	76	09/00→06/10	➔	<input type="checkbox"/> ; → 02/01; Scheiben/Trommel		24.3727-0550.2	580550 L= 1.165
			➔	<input type="checkbox"/> ; → 02/01; Scheiben/Trommel		24.3727-0551.2	580551 L= 2.014
1.6 100 16V (186AXA1A)	76	04/99→06/10	➔	<input type="checkbox"/> ; → 02/02; Scheiben/Trommel		24.3727-0550.2	580550 L= 1.165
1.6 16V GPL	76	10/01→06/10	➔	<input type="checkbox"/> ; → 02/02; Scheiben/Trommel		24.3727-0551.2	580551 L= 2.014
1.9 JTD 105 (186AXB1A)	77	04/99→06/10					
1.9 JTD 110	81	03/01→07/02					
1.6 16V (186AGB1A)	70	04/02→06/10	➔	<input type="checkbox"/> ; Scheiben/Trommel		24.3727-0551.2	580551 L= 2.014
1.6 16V Bipower (186AMB1A)	76	04/99→06/10	➔	<input type="checkbox"/> ; Scheiben/Trommel		24.3727-0552.2	580552 L= 1.143
1.6 16V Bipower (186AXC1A)	76	10/01→06/10					
1.6 16V Blupower (186AMA1A)	70	04/99→06/10					
<b>FIAT - PALIO (178_) 04/96→</b>							
<b> Radbremszylinder</b>							
1.0	45	04/96→10/03	➔			24.3220-1116.3	020313 Ø 20,64 GG
1.0	56	04/96→10/03					
1.1	40	07/97→10/03					
1.2	50	06/99→10/00					
1.2	44	07/97→08/02	➔	10/97→		24.3220-1116.3	020313 Ø 20,64 GG
1.7 D	42	04/96→09/02					
1.2	54	06/98→	➔	→ 12/06		24.3220-1116.3	020313 Ø 20,64 GG
1.2	59	09/01→					
1.5	62	06/04→					
1.7 TD	51	10/02→01/12					
1.7 TD	53	09/01→					
<b>Zubehörsatz, Bremsbacken</b>							
1.0	45	04/96→10/03	➔			03.0137-9234.2	669234
1.0	56	04/96→10/03					
1.1	40	07/97→10/03					
1.2	50	06/99→10/00					
↓							















	kw				!#		
<b>FIAT - PALIO (178_) 04/96→</b>							
<b>Zubehörsatz, Bremsbacken</b>							
1.2 1.7 D	44 42	07/97→08/02 04/96→09/02	➔	10/97→		03.0137-9234.2 669234	
1.2 1.2 1.5 1.7 TD 1.7 TD	54 59 62 51 53	06/98→ 09/01→ 06/04→ 10/02→01/12 09/01→	➔	→ 12/06		03.0137-9234.2 669234	
<b> Bremstrommel</b>							
1.0 1.0 1.1 1.2	45 56 40 50	04/96→10/03 04/96→10/03 07/97→10/03 06/99→10/00	➔			24.0222-8018.1 480078	Ø 228,0 x 48 / 230
1.2 1.7 D	44 42	07/97→08/02 04/96→09/02	➔	10/97→		24.0222-8018.1 480078	Ø 228,0 x 48 / 230
1.2 1.2 1.5 1.7 TD 1.7 TD	54 59 62 51 53	06/98→ 09/01→ 06/04→ 10/02→01/12 09/01→	➔	→ 12/06		24.0222-8018.1 480078	Ø 228,0 x 48 / 230
1.4 1.4 Cat 1.6 16V	51 51 74	04/96→10/02 04/96→08/01 04/96→10/02	➔	02/98→		24.0218-5002.1 480117	Ø 185,0 x 36,5 / 186,8
<b> Bremsbackensatz</b>							
1.0 1.0 1.1 1.2	45 56 40 50	04/96→10/03 04/96→10/03 07/97→10/03 06/99→10/00	➔			03.0137-0352.2 650352 03.0520-7820.3 697820	Ø 228 x 43 + HEB AP Ø 228 x 43 Ø 20,64 + RZ / + Zub TopKit
1.2 1.7 D	44 42	07/97→08/02 04/96→09/02	➔	10/97→		03.0137-0352.2 650352 03.0520-7820.3 697820	Ø 228 x 43 + HEB AP Ø 228 x 43 Ø 20,64 + RZ / + Zub TopKit
1.2 1.2 1.5 1.7 TD 1.7 TD	54 59 62 51 53	06/98→ 09/01→ 06/04→ 10/02→01/12 09/01→	➔	→ 12/06		03.0137-0352.2 650352 03.0520-7820.3 697820	Ø 228 x 43 + HEB AP Ø 228 x 43 Ø 20,64 + RZ / + Zub TopKit
<b>FIAT - PALIO Weekend (178_) 04/96→</b>							
<b> Radbremszylinder</b>							
1.2 1.2 1.6 16V 1.7 TD	44 54 74 51	07/97→10/04 04/96→02/01 04/96→02/01 04/96→03/01	➔	10/97→		24.3220-1116.3 020313	Ø 20,64 GG
1.2 1.4	50 51	06/99→10/02 07/97→08/01	➔			24.3220-1116.3 020313	Ø 20,64 GG
1.2 1.5 1.6 1.6 16V 1.9 D 1.9 JTD	59 62 78 76 46 59	09/01→ 02/02→ 02/01→ 02/01→ 03/01→ 09/01→	➔	→ 12/06		24.3220-1116.3 020313	Ø 20,64 GG
<b>Zubehörsatz, Bremsbacken</b>							
1.2 1.2 1.6 16V 1.7 TD	44 54 74 51	07/97→10/04 04/96→02/01 04/96→02/01 04/96→03/01	➔	10/97→		03.0137-9234.2 669234	
1.2 1.4	50 51	06/99→10/02 07/97→08/01	➔			03.0137-9234.2 669234	
1.2 1.5 1.6 1.6 16V 1.9 D 1.9 JTD	59 62 78 76 46 59	09/01→ 02/02→ 02/01→ 02/01→ 03/01→ 09/01→	➔	→ 12/06		03.0137-9234.2 669234	
<b> Bremstrommel</b>							
1.2 1.2 1.6 16V 1.7 TD	44 54 74 51	07/97→10/04 04/96→02/01 04/96→02/01 04/96→03/01	➔	10/97→		24.0222-8018.1 480078	Ø 228,0 x 48 / 230
1.2 1.4	50 51	06/99→10/02 07/97→08/01	➔			24.0222-8018.1 480078	Ø 228,0 x 48 / 230
1.2 1.5 1.6 1.6 16V ↓	59 62 78 76	09/01→ 02/02→ 02/01→ 02/01→	➔	→ 12/06		24.0222-8018.1 480078	Ø 228,0 x 48 / 230










	kw				!#		
<b>FIAT - PALIO Weekend (178_) 04/96→</b>							
 <b>Bremstrommel</b>							
1.9 D 1.9 JTD	46 59	03/01→ 09/01→	➡	→ 12/06		24.0222-8018.1 480078	Ø 228,0 x 48 / 230
 <b>Bremsbackensatz</b>							
1.2 1.2 1.6 16V 1.7 TD	44 54 74 51	07/97→10/04 04/96→02/01 04/96→02/01 04/96→03/01	➡	10/97→		03.0137-0352.2 650352 03.0520-7820.3 697820	Ø 228 x 43 + HEB AP Ø 228 x 43 Ø 20,64 + RZ / + Zub TopKit
1.2 1.4	50 51	06/99→10/02 07/97→08/01	➡			03.0137-0352.2 650352 03.0520-7820.3 697820	Ø 228 x 43 + HEB AP Ø 228 x 43 Ø 20,64 + RZ / + Zub TopKit
1.2 1.5 1.6 1.6 16V 1.9 D 1.9 JTD	59 62 78 76 46 59	09/01→ 02/02→ 02/01→ 02/01→ 03/01→ 09/01→	➡	→ 12/06		03.0137-0352.2 650352 03.0520-7820.3 697820	Ø 228 x 43 + HEB AP Ø 228 x 43 Ø 20,64 + RZ / + Zub TopKit
<b>FIAT - PANDA (141_) 03/80→07/04</b>							
 <b>Radbremszylinder</b>							
1000 i.e. Cat	33	10/87→08/98	➡			24.3219-0803.3 020183	Ø 19,05 GG
			➡	→ 12/92		24.3219-0803.3 020183	Ø 19,05 GG
1100 900	37 29	05/91→12/99 04/92→12/96	➡			24.3219-0803.3 020183	Ø 19,05 GG
1100 1100 4x4 1100 Trekking 4x4	40 40 37	02/95→09/03 02/95→07/04 10/91→07/04	➡	→ 12/02		24.3219-0803.3 020183	Ø 19,05 GG
650	22	01/82→07/04	➡	→ 12/85; 6261412→		24.3219-0803.3 020183	Ø 19,05 GG
750	25	01/86→10/03	➡	→ 12/97		24.3219-0803.3 020183	Ø 19,05 GG
<b>Zubehörsatz, Bremsbacken</b>							
1000 i.e. Cat	33	10/87→08/98	➡			03.0137-9021.2 669021	Fiat
			➡	→ 12/92		03.0137-9021.2 669021	Fiat
1100 900	37 29	05/91→12/99 04/92→12/96	➡			03.0137-9021.2 669021	Fiat
1100 1100 4x4 1100 Trekking 4x4	40 40 37	02/95→09/03 02/95→07/04 10/91→07/04	➡	→ 12/02		03.0137-9021.2 669021	Fiat
650	22	01/82→07/04	➡	→ 12/85		03.0137-9021.2 669021	Fiat
750	25	01/86→10/03	➡	→ 12/97		03.0137-9021.2 669021	Fiat
 <b>Bremstrommel</b>							
1000 i.e. Cat	33	10/87→08/98	➡			24.0218-5001.1 480012	Ø 185,0 x 37 / 186,8
			➡	→ 12/92		24.0218-5001.1 480012	Ø 185,0 x 37 / 186,8
1100 900	37 29	05/91→12/99 04/92→12/96	➡			24.0218-5001.1 480012	Ø 185,0 x 37 / 186,8
1100 1100 4x4 1100 Trekking 4x4	40 40 37	02/95→09/03 02/95→07/04 10/91→07/04	➡	→ 12/02		24.0218-5001.1 480012	Ø 185,0 x 37 / 186,8
650	22	01/82→07/04	➡	→ 12/85		24.0218-5001.1 480012	Ø 185,0 x 37 / 186,8
750	25	01/86→10/03	➡	→ 12/97		24.0218-5001.1 480012	Ø 185,0 x 37 / 186,8
 <b>Bremsbackensatz</b>							
1000 i.e. Cat	33	10/87→08/98	➡			03.0137-0015.2 650015 03.0137-0273.2 650273 03.0420-0319.3 680319	Fiat Ø 185 x 31 AP Ø 185 x 31 Fiat Ø 185 x 31 Ø 19,05 + RZ / + Zub Kit
			➡	→ 12/92		03.0137-0015.2 650015 03.0137-0273.2 650273 03.0420-0319.3 680319	Fiat Ø 185 x 31 AP Ø 185 x 31 Fiat Ø 185 x 31 Ø 19,05 + RZ / + Zub Kit
1100 900	37 29	05/91→12/99 04/92→12/96	➡			03.0137-0015.2 650015 03.0137-0273.2 650273 03.0420-0319.3 680319	Fiat Ø 185 x 31 AP Ø 185 x 31 Fiat Ø 185 x 31 Ø 19,05 + RZ / + Zub Kit
1100 1100 4x4 1100 Trekking 4x4 ↓	40 40 37	02/95→09/03 02/95→07/04 10/91→07/04	➡	→ 12/02		03.0137-0015.2 650015 03.0137-0273.2 650273	Fiat Ø 185 x 31 AP Ø 185 x 31












	kW				!#		
<b>FIAT - PANDA (141_) 03/80→07/04</b>							
 <b>Bremsbackensatz</b>							
1100 1100 4x4 1100 Trekking 4x4	40 40 37	02/95→09/03 02/95→07/04 10/91→07/04	➡	→ 12/02		03.0420-0319.3 680319	Fiat Ø 185 x 31 Ø 19,05 + RZ / + Zub Kit
650	22	01/82→07/04	➡	→ 12/85		03.0137-0015.2 650015	Fiat Ø 185 x 31
			➡	→ 12/85; 6261412→		03.0420-0319.3 680319	Fiat Ø 185 x 31 Ø 19,05 + RZ / + Zub Kit
750	25	01/86→10/03	➡	→ 12/97		03.0137-0015.2 650015 03.0137-0273.2 650273 03.0420-0319.3 680319	Fiat Ø 185 x 31 AP Ø 185 x 31 Fiat Ø 185 x 31 Ø 19,05 + RZ / + Zub Kit
 <b>Seilzug, Feststellbremse</b>							
1000 i.e. Cat	33	10/87→08/98	➡	⬇; Trommelbremse	1	24.3727-0519.2 580519	L= 2.385
			➡	⬇; → 12/92; Trommelbremse	1	24.3727-0519.2 580519	L= 2.385
1100 900	37 29	05/91→12/99 04/92→12/96	➡	⬇; Trommelbremse	1	24.3727-0519.2 580519	L= 2.385
1100	40	02/95→09/03	➡	⬇; → 12/02; Trommelbremse	1	24.3727-0519.2 580519	L= 2.385
1100 4x4 1100 Trekking 4x4	40 37	02/95→07/04 10/91→07/04	➡	⬇; → 12/02; Trommelbremse	1	24.3727-0503.2 580503	L= 2.670
650	22	01/82→07/04	➡	⬇; → 12/85; Trommelbremse	1	24.3727-0503.2 580503	L= 2.670
750	25	01/86→10/03	➡	⬇; → 12/97; Trommelbremse	1	24.3727-0519.2 580519	L= 2.385
<b>FIAT - PANDA (169_) 09/03→</b>							
 <b>Radbremszylinder</b>							
1.1 1.2 1.2	40 44 51	09/03→ 09/03→ 03/10→	➡	→ 06/13; - ABS		24.3220-1107.3 020218	AP Ø 20,64 GG
1.3 D Multijet 1.3 D Multijet	51 55	09/03→ 06/06→	➡	→ 05/10; + ABS		24.3220-1108.3 020219	BDX Ø 20,64 GG
1.2 LPG 1.2 LPG	44 51	04/09→ 11/10→	➡	06/10→ 06/13; + ABS		24.3220-1738.3 020545	Ø 20,64 ALU
1.2 LPG 1.2 LPG	44 51	04/09→ 11/10→	➡	→ 06/13		24.3220-1728.3 020509	Ø 20,64 ALU
1.2 Natural Power	44	01/07→12/11	➡			24.3220-1728.3 020509	Ø 20,64 ALU
1.4 Natural Power	51	01/10→	➡	- ABS		24.3220-1107.3 020218	AP Ø 20,64 GG
			➡	+ ABS		24.3220-1108.3 020219	BDX Ø 20,64 GG
			➡			24.3220-1728.3 020509	Ø 20,64 ALU
1.4 Natural Power	57	09/10→	➡	→ 06/13; - ABS		24.3220-1107.3 020218	AP Ø 20,64 GG
			➡	→ 06/13		24.3220-1728.3 020509	Ø 20,64 ALU
<b>Zubehörsatz, Bremsbacken</b>							
1.1 1.2 1.2	40 44 51	09/03→ 09/03→ 03/10→	➡	→ 06/13; - ABS		03.0137-9179.2 669179	AP
1.3 D Multijet 1.3 D Multijet	51 55	09/03→ 06/06→	➡	06/10→ 06/13		03.0137-9247.2 669247	AP
1.2 LPG 1.2 LPG	44 51	04/09→ 11/10→	➡	→ 05/10; + ABS		03.0137-9303.2 669303	BOS
1.2 LPG 1.2 LPG	44 51	04/09→ 11/10→	➡	→ 06/13		03.0137-9310.2 669310	AP
1.2 Natural Power	44	01/07→12/11	➡			03.0137-9310.2 669310	AP
1.4 Natural Power	51	01/10→	➡	- ABS		03.0137-9179.2 669179	AP
			➡	+ ABS		03.0137-9303.2 669303	BOS
			➡			03.0137-9310.2 669310	AP
1.4 Natural Power	57	09/10→	➡	→ 06/13; - ABS		03.0137-9179.2 669179	AP
			➡	→ 06/13		03.0137-9310.2 669310	AP
 <b>Bremstrommel</b>							
1.1 1.2 1.2	40 44 51	09/03→ 09/03→ 03/10→	➡	→ 06/13		24.0218-0011.1 480006	Ø 180,0 x 40 / 181,4
1.3 D Multijet 1.3 D Multijet	51 55	09/03→ 06/06→	➡				
1.2 LPG 1.2 LPG 1.2 Natural Power	44 51 44	04/09→ 11/10→ 01/07→12/11	➡	→ 11/11		24.0220-3007.1 480064	Ø 203,0 x 48,5 / 204,7
1.4 Natural Power	51	01/10→	➡			24.0218-0011.1 480006 24.0220-3007.1 480064	Ø 180,0 x 40 / 181,4 Ø 203,0 x 48,5 / 204,7
1.4 Natural Power	57	09/10→	➡	→ 06/13		24.0218-0011.1 480006	Ø 180,0 x 40 / 181,4
			➡	→ 11/11		24.0220-3007.1 480064	Ø 203,0 x 48,5 / 204,7










	kw				!#		
<b>FIAT - PANDA (169_) 09/03→</b>							
 <b>Bremsbackensatz</b>							
1.1	40	09/03→	➔	→ 06/13; - ABS		03.0137-0434.2 650434	AP Ø 180 x 32 + HEB
1.2	44	09/03→	➔			03.0520-7420.3 697420	AP Ø 180 x 32 Ø 20,64 + RZ / + Zub TopKit
1.2	51	03/10→	➔				
1.3 D Multijet	51	09/03→	➔	→ 05/10; + ABS		03.0137-0462.2 650462	BOS Ø 180 x 32 + HEB
1.3 D Multijet	55	06/06→	➔			03.0520-8220.3 698220	BOS Ø 180 x 32 Ø 20,64 + RZ / + Zub TopKit
			➔	06/10→ 06/13; + ABS		03.0137-0506.2 650506	Ø 180 x 32 + HEB
			➔			03.0521-0520.3 690112	Ø 180 x 32 Ø 20,64 + RZ / + Zub TopKit
1.2 LPG	44	04/09→	➔	→ 06/13		03.0137-0479.2 650479	AP Ø 203 x 38 + HEB
1.2 LPG	51	11/10→	➔			03.0520-9220.3 699220	AP Ø 203 x 38 Ø 20,64 + RZ / + Zub TopKit
1.2 Natural Power	44	01/07→12/11	➔			03.0137-0479.2 650479	AP Ø 203 x 38 + HEB
			➔			03.0520-9220.3 699220	AP Ø 203 x 38 Ø 20,64 + RZ / + Zub TopKit
1.4 Natural Power	51	01/10→	➔	- ABS		03.0137-0434.2 650434	AP Ø 180 x 32 + HEB
			➔			03.0520-7420.3 697420	AP Ø 180 x 32 Ø 20,64 + RZ / + Zub TopKit
			➔	+ ABS		03.0137-0462.2 650462	BOS Ø 180 x 32 + HEB
			➔			03.0520-8220.3 698220	BOS Ø 180 x 32 Ø 20,64 + RZ / + Zub TopKit
			➔			03.0137-0479.2 650479	AP Ø 203 x 38 + HEB
			➔			03.0520-9220.3 699220	AP Ø 203 x 38 Ø 20,64 + RZ / + Zub TopKit
1.4 Natural Power	57	09/10→	➔	→ 06/13; - ABS		03.0137-0434.2 650434	AP Ø 180 x 32 + HEB
			➔			03.0520-7420.3 697420	AP Ø 180 x 32 Ø 20,64 + RZ / + Zub TopKit
			➔	→ 06/13		03.0137-0479.2 650479	AP Ø 203 x 38 + HEB
			➔			03.0520-9220.3 699220	AP Ø 203 x 38 Ø 20,64 + RZ / + Zub TopKit
 <b>Seilzug, Feststellbremse</b>							
1.1	40	09/03→	➔	☐; → 06/13; Trommelbremse		24.3727-0556.2 580556	L= 1.405
1.2	44	09/03→	➔				
1.2	51	03/10→	➔	☐; → 06/13; Trommelbremse		24.3727-0557.2 580557	L= 1.435
1.3 D Multijet	51	09/03→	➔				
1.3 D Multijet	55	06/06→	➔				
1.4 Natural Power	57	09/10→	➔				
1.4 Natural Power	51	01/10→	➔	☐; Trommelbremse		24.3727-0556.2 580556	L= 1.405
			➔	☐; Trommelbremse		24.3727-0557.2 580557	L= 1.435
<b>FIAT - PANDA (312_, 319_) 02/12→</b>							
 <b>Radbremszylinder</b>							
0.9	44	12/13→	➔			24.3220-1728.3 020509	Ø 20,64 ALU
0.9	48	02/12→	➔				
0.9	57	02/12→	➔				
0.9	59	12/13→	➔				
0.9	63	02/12→	➔				
0.9 Natural Power	59	01/15→	➔				
0.9 Natural Power	63	07/12→	➔				
1.2	51	02/12→	➔				
1.2 LPG	51	06/12→	➔				
1.3 D Multijet	55	02/12→	➔				
1.3 D Multijet	70	04/15→	➔				
<b>Zubehörsatz, Bremsbacken</b>							
0.9	44	12/13→	➔			03.0137-9310.2 669310	AP
0.9	48	02/12→	➔				
0.9	57	02/12→	➔				
0.9	59	12/13→	➔				
0.9	63	02/12→	➔				
0.9 Natural Power	59	01/15→	➔				
0.9 Natural Power	63	07/12→	➔				
1.2	51	02/12→	➔				
1.2 LPG	51	06/12→	➔				
1.3 D Multijet	55	02/12→	➔				
1.3 D Multijet	70	04/15→	➔				
 <b>Bremsbackensatz</b>							
0.9	44	12/13→	➔			03.0137-0479.2 650479	AP Ø 203 x 38 + HEB
0.9	48	02/12→	➔			03.0521-0620.3 690111	Ø 203 x 39 Ø 20,64 + RZ / + Zub TopKit
0.9	57	02/12→	➔				
↓							




















	kw				!#		
<b>FIAT - PANDA (312_, 319_) 02/12→</b>							
 <b>Bremsbackensatz</b>							
0.9	59	12/13→	➔			<b>03.0137-0479.2 650479</b>	AP Ø 203 x 38 + HEB
0.9	63	02/12→				<b>03.0521-0620.3 690111</b>	Ø 203 x 39 Ø 20,64 + RZ / + Zub
0.9 Natural Power	59	01/15→					TopKit
0.9 Natural Power	63	07/12→					
1.2	51	02/12→					
1.2 LPG	51	06/12→					
1.3 D Multijet	55	02/12→					
1.3 D Multijet	70	04/15→					
<b>FIAT - PANDA Van (141_) 01/86→02/04</b>							
 <b>Radbremszylinder</b>							
1.1	40	09/00→02/04	➔	→ 12/02		<b>24.3219-0803.3 020183</b>	Ø 19,05 GG
1.1 4x4	40	09/00→02/04					
1000 i.e	33	08/92→02/04					
<b>Zubehörsatz, Bremsbacken</b>							
1.1	40	09/00→02/04	➔	→ 12/02		<b>03.0137-9021.2 669021</b>	Fiat
1.1 4x4	40	09/00→02/04					
1000 i.e	33	08/92→02/04					
 <b>Bremstrommel</b>							
1.1	40	09/00→02/04	➔	→ 12/02		<b>24.0218-5001.1 480012</b>	Ø 185,0 x 37 / 186,8
1.1 4x4	40	09/00→02/04					
1000 i.e	33	08/92→02/04					
 <b>Bremsbackensatz</b>							
1.1	40	09/00→02/04	➔	→ 12/02		<b>03.0137-0015.2 650015</b>	Fiat Ø 185 x 31
1.1 4x4	40	09/00→02/04				<b>03.0137-0273.2 650273</b>	AP Ø 185 x 31
1000 i.e	33	08/92→02/04				<b>03.0420-0319.3 680319</b>	Fiat Ø 185 x 31 Ø 19,05 + RZ / + Zub Kit
 <b>Seilzug, Feststellbremse</b>							
1.1	40	09/00→02/04	➔	⬇; → 12/02; Trommelbremse	1	<b>24.3727-0519.2 580519</b>	L= 2.385
1000 i.e	33	08/92→02/04					
1.1 4x4	40	09/00→02/04	➔	⬇; → 12/02; Trommelbremse	1	<b>24.3727-0503.2 580503</b>	L= 2.670
<b>FIAT - PANDA Van (169_) 03/04→</b>							
 <b>Radbremszylinder</b>							
1.1 (169CXA1A)	40	09/04→	➔	→ 06/13; - ABS		<b>24.3220-1107.3 020218</b>	AP Ø 20,64 GG
1.2	44	09/04→	➔	→ 05/10; + ABS		<b>24.3220-1108.3 020219</b>	BDX Ø 20,64 GG
1.3 D Multijet	51	03/04→	➔	06/10→ 06/13; + ABS		<b>24.3220-1738.3 020545</b>	Ø 20,64 ALU
1.2	51	09/10→	➔	→ 06/13; - ABS		<b>24.3220-1107.3 020218</b>	AP Ø 20,64 GG
			➔	→ 06/13; + ABS		<b>24.3220-1738.3 020545</b>	Ø 20,64 ALU
1.2 LPG	44	04/09→	➔	→ 06/13		<b>24.3220-1728.3 020509</b>	Ø 20,64 ALU
1.2 LPG	51	09/10→	➔	11/10→ 06/13		<b>24.3220-1728.3 020509</b>	Ø 20,64 ALU
1.2 Natural Power	44	01/07→11/09	➔			<b>24.3220-1728.3 020509</b>	Ø 20,64 ALU
1.3 D Multijet	55	01/06→	➔	06/06→ 06/13; - ABS		<b>24.3220-1107.3 020218</b>	AP Ø 20,64 GG
			➔	06/06→ 05/10; + ABS		<b>24.3220-1108.3 020219</b>	BDX Ø 20,64 GG
			➔	06/10→ 06/13; + ABS		<b>24.3220-1738.3 020545</b>	Ø 20,64 ALU
1.4 Natural Power	57	10/09→	➔	→ 06/13; - ABS		<b>24.3220-1107.3 020218</b>	AP Ø 20,64 GG
			➔	→ 05/10; + ABS		<b>24.3220-1108.3 020219</b>	BDX Ø 20,64 GG
			➔	06/10→ 06/13		<b>24.3220-1728.3 020509</b>	Ø 20,64 ALU
<b>Zubehörsatz, Bremsbacken</b>							
1.1 (169CXA1A)	40	09/04→	➔	→ 06/13; - ABS		<b>03.0137-9179.2 669179</b>	AP
1.2	44	09/04→	➔	06/10→ 06/13		<b>03.0137-9247.2 669247</b>	AP
1.3 D Multijet	51	03/04→	➔	→ 05/10; + ABS		<b>03.0137-9303.2 669303</b>	BOS
1.2	51	09/10→	➔	→ 06/13; - ABS		<b>03.0137-9179.2 669179</b>	AP
			➔	→ 06/13		<b>03.0137-9247.2 669247</b>	AP
1.2 LPG	44	04/09→	➔	→ 06/13		<b>03.0137-9310.2 669310</b>	AP
1.2 LPG	51	09/10→	➔	11/10→ 06/13		<b>03.0137-9310.2 669310</b>	AP
1.2 Natural Power	44	01/07→11/09	➔			<b>03.0137-9310.2 669310</b>	AP
1.3 D Multijet	55	01/06→	➔	06/06→ 06/13; - ABS		<b>03.0137-9179.2 669179</b>	AP
			↓				

	kw				!#			
<b>FIAT - PANDA Van (169_) 03/04→</b>								
<b>Zubehörsatz, Bremsbacken</b>								
1.3 D Multijet	55	01/06→	➡	06/10→ 06/13		03.0137-9247.2 669247	AP	
			➡	06/06→ 05/10; + ABS		03.0137-9303.2 669303	BOS	
1.4 Natural Power	57	10/09→	➡	→ 06/13; - ABS		03.0137-9179.2 669179	AP	
			➡	→ 05/10; + ABS		03.0137-9303.2 669303	BOS	
			➡	06/10→ 06/13		03.0137-9310.2 669310	AP	
<b> Bremstrommel</b>								
1.1 (169CXA1A)	40	09/04→	➡	→ 06/13		24.0218-0011.1 480006	Ø 180,0 x 40 / 181,4	
1.2	44	09/04→						
1.2	51	09/10→						
1.3 D Multijet	51	03/04→						
1.2 LPG	44	04/09→	➡	→ 11/11		24.0220-3007.1 480064	Ø 203,0 x 48,5 / 204,7	
1.2 LPG	51	09/10→	➡	11/10→ 11/11		24.0220-3007.1 480064	Ø 203,0 x 48,5 / 204,7	
1.2 Natural Power	44	01/07→11/09	➡			24.0220-3007.1 480064	Ø 203,0 x 48,5 / 204,7	
1.3 D Multijet	55	01/06→	➡	06/06→ 06/13		24.0218-0011.1 480006	Ø 180,0 x 40 / 181,4	
1.4 Natural Power	57	10/09→	➡	→ 06/13		24.0218-0011.1 480006	Ø 180,0 x 40 / 181,4	
			➡	→ 11/11		24.0220-3007.1 480064	Ø 203,0 x 48,5 / 204,7	
<b> Bremsbackensatz</b>								
1.1 (169CXA1A)	40	09/04→	➡	→ 06/13; - ABS		03.0137-0434.2 650434	AP Ø 180 x 32 + HEB	
1.2	44	09/04→					03.0520-7420.3 697420	AP Ø 180 x 32 Ø 20,64 + RZ / + Zub TopKit
1.3 D Multijet	51	03/04→						
			➡	→ 05/10; + ABS		03.0137-0462.2 650462	BOS Ø 180 x 32 + HEB	
						03.0520-8220.3 698220	BOS Ø 180 x 32 Ø 20,64 + RZ / + Zub TopKit	
			➡	06/10→ 06/13; + ABS		03.0137-0506.2 650506	Ø 180 x 32 + HEB	
						03.0521-0520.3 690112	Ø 180 x 32 Ø 20,64 + RZ / + Zub TopKit	
1.2	51	09/10→	➡	→ 06/13; - ABS		03.0137-0434.2 650434	AP Ø 180 x 32 + HEB	
						03.0520-7420.3 697420	AP Ø 180 x 32 Ø 20,64 + RZ / + Zub TopKit	
			➡	→ 06/13; + ABS		03.0137-0506.2 650506	Ø 180 x 32 + HEB	
						03.0521-0520.3 690112	Ø 180 x 32 Ø 20,64 + RZ / + Zub TopKit	
1.2 LPG	44	04/09→	➡	→ 06/13		03.0137-0479.2 650479	AP Ø 203 x 38 + HEB	
						03.0520-9220.3 699220	AP Ø 203 x 38 Ø 20,64 + RZ / + Zub TopKit	
1.2 LPG	51	09/10→	➡	11/10→ 06/13		03.0137-0479.2 650479	AP Ø 203 x 38 + HEB	
						03.0520-9220.3 699220	AP Ø 203 x 38 Ø 20,64 + RZ / + Zub TopKit	
1.2 Natural Power	44	01/07→11/09	➡			03.0137-0479.2 650479	AP Ø 203 x 38 + HEB	
						03.0520-9220.3 699220	AP Ø 203 x 38 Ø 20,64 + RZ / + Zub TopKit	
1.3 D Multijet	55	01/06→	➡	06/06→ 06/13; - ABS		03.0137-0434.2 650434	AP Ø 180 x 32 + HEB	
						03.0520-7420.3 697420	AP Ø 180 x 32 Ø 20,64 + RZ / + Zub TopKit	
			➡	06/06→ 05/10; + ABS		03.0137-0462.2 650462	BOS Ø 180 x 32 + HEB	
						03.0520-8220.3 698220	BOS Ø 180 x 32 Ø 20,64 + RZ / + Zub TopKit	
			➡	06/10→ 06/13; + ABS		03.0137-0506.2 650506	Ø 180 x 32 + HEB	
						03.0521-0520.3 690112	Ø 180 x 32 Ø 20,64 + RZ / + Zub TopKit	
1.4 Natural Power	57	10/09→	➡	→ 06/13; - ABS		03.0137-0434.2 650434	AP Ø 180 x 32 + HEB	
						03.0520-7420.3 697420	AP Ø 180 x 32 Ø 20,64 + RZ / + Zub TopKit	
			➡	→ 05/10; + ABS		03.0137-0462.2 650462	BOS Ø 180 x 32 + HEB	
						03.0520-8220.3 698220	BOS Ø 180 x 32 Ø 20,64 + RZ / + Zub TopKit	
			➡	06/10→ 06/13		03.0137-0479.2 650479	AP Ø 203 x 38 + HEB	
						03.0520-9220.3 699220	AP Ø 203 x 38 Ø 20,64 + RZ / + Zub TopKit	
<b> Seilzug, Feststellbremse</b>								
1.1 (169CXA1A)	40	09/04→	➡	☐; → 06/13; Trommelbremse		24.3727-0556.2 580556	L= 1.405	
1.2	44	09/04→						
1.2	51	09/10→						











	kW				#		
<b>FIAT - PANDA Van (169_) 03/04→</b>							
 <b>Seilzug, Feststellbremse</b>							
1.3 D Multijet	51	03/04→	➔	☐; → 06/13; Trommelbremse		24.3727-0557.2 580557	L= 1.435
1.4 Natural Power	57	10/09→					
1.3 D Multijet	55	01/06→	➔	☐; 06/06→ 06/13; Trommelbremse		24.3727-0556.2 580556	L= 1.405
			➔	☐; 06/06→ 06/13; Trommelbremse		24.3727-0557.2 580557	L= 1.435
<b>FIAT - PANDA VAN (312_, 519_) 02/12→</b>							
 <b>Radbremszylinder</b>							
0.9	48	02/12→	➔			24.3220-1728.3 020509	Ø 20,64 ALU
0.9	59	12/13→					
0.9	63	02/12→					
0.9 Natural Power	59	01/15→					
0.9 Natural Power	63	07/12→					
1.2	51	02/12→					
1.2 LPG	51	06/12→					
1.3 D Multijet	55	02/12→					
1.3 D Multijet	59	12/15→					
<b>Zubehörsatz, Bremsbacken</b>							
0.9	48	02/12→	➔			03.0137-9310.2 669310	AP
0.9	59	12/13→					
0.9	63	02/12→					
0.9 Natural Power	59	01/15→					
0.9 Natural Power	63	07/12→					
1.2	51	02/12→					
1.2 LPG	51	06/12→					
1.3 D Multijet	55	02/12→					
1.3 D Multijet	59	12/15→					
<b>Bremsbackensatz</b>							
0.9	48	02/12→	➔			03.0137-0479.2 650479	AP Ø 203 x 38 + HEB
0.9	59	12/13→				03.0521-0620.3 690111	Ø 203 x 39 Ø 20,64 + RZ / + Zub TopKit
0.9	63	02/12→					
0.9 Natural Power	59	01/15→					
0.9 Natural Power	63	07/12→					
1.2	51	02/12→					
1.2 LPG	51	06/12→					
1.3 D Multijet	55	02/12→					
1.3 D Multijet	59	12/15→					
<b>FIAT - PREMIO 03/85→12/96</b>							
 <b>Radbremszylinder</b>							
1.5 i.e.	55	06/92→12/96	➔			24.3219-1103.3 020408	Ø 19,05 GG
1.6 i.e.	60	08/93→12/96	➔	01/94→		24.3219-1103.3 020408	Ø 19,05 GG
<b>Zubehörsatz, Bremsbacken</b>							
1.5 i.e.	55	06/92→12/96	➔			03.0137-9021.2 669021	Fiat
1.6 i.e.	60	08/93→12/96	➔	01/94→		03.0137-9021.2 669021	Fiat
<b>Bremstrommel</b>							
1.5 i.e.	55	06/92→12/96	➔			24.0218-5001.1 480012	Ø 185,0 x 37 / 186,8
1.6 i.e.	60	08/93→12/96	➔	01/94→		24.0218-5001.1 480012	Ø 185,0 x 37 / 186,8
<b>Bremsbackensatz</b>							
1.5 i.e.	55	06/92→12/96	➔			03.0137-0015.2 650015	Fiat Ø 185 x 31
1.6 i.e.	60	08/93→12/96	➔	01/94→		03.0137-0015.2 650015	Fiat Ø 185 x 31
 <b>Seilzug, Feststellbremse</b>							
1.5 i.e.	55	06/92→12/96	➔	☑; Trommelbremse	1	24.3727-0517.2 580517	L= 2.833
1.6 i.e.	60	08/93→12/96	➔	☑; 01/94→; Trommelbremse	1	24.3727-0517.2 580517	L= 2.833
<b>FIAT - PUNTO (176_) 09/93→09/99</b>							
 <b>Radbremszylinder</b>							
1.2 16V	63	04/97→09/99	➔	06/97→		24.3220-1107.3 020218	AP Ø 20,64 GG
						24.3220-1108.3 020219	BDX Ø 20,64 GG
1.6	65	01/94→04/97	➔	03/94→		24.3220-1107.3 020218	AP Ø 20,64 GG
						24.3220-1108.3 020219	BDX Ø 20,64 GG
1.7 D	42	04/94→09/97	➔	01/95→ 05/97		24.3220-1107.3 020218	AP Ø 20,64 GG
						24.3220-1108.3 020219	BDX Ø 20,64 GG
↓							













	kw				!#		
<b>FIAT - PUNTO (176_) 09/93→09/99</b>							
<b> Radbremszylinder</b>							
1.7 TD	51	01/94→09/99	➔			24.3220-1107.3 020218	AP Ø 20,64 GG
1.7 TD	52	01/94→09/99				24.3220-1108.3 020219	BDX Ø 20,64 GG
1.7 TD (176AT)	46	09/96→09/99					
60 1.2	43	01/94→09/99					
55 1.1	40	09/93→09/99	➔	11/93→		24.3220-1107.3 020218	AP Ø 20,64 GG
60 1.2 (176AP, 176AR, 176AQ, 176BB)	44	09/93→09/99				24.3220-1108.3 020219	BDX Ø 20,64 GG
75 1.2	54	10/93→09/99					
<b>Zubehörsatz, Bremsbacken</b>							
1.2 16V	63	04/97→09/99	➔	06/97→		03.0137-9088.2 669088	BDX
						03.0137-9179.2 669179	AP
1.6	65	01/94→04/97	➔	03/94→		03.0137-9088.2 669088	BDX
						03.0137-9179.2 669179	AP
1.7 D	42	04/94→09/97	➔	01/95→ 05/97		03.0137-9088.2 669088	BDX
						03.0137-9179.2 669179	AP
1.7 TD	51	01/94→09/99	➔			03.0137-9088.2 669088	BDX
1.7 TD	52	01/94→09/99				03.0137-9179.2 669179	AP
1.7 TD (176AT)	46	09/96→09/99					
60 1.2	43	01/94→09/99					
55 1.1	40	09/93→09/99	➔	11/93→		03.0137-9088.2 669088	BDX
60 1.2 (176AP, 176AR, 176AQ, 176BB)	44	09/93→09/99				03.0137-9179.2 669179	AP
75 1.2	54	10/93→09/99					
<b> Bremstrommel</b>							
1.2 16V	63	04/97→09/99	➔	06/97→		24.0218-0011.1 480006	Ø 180,0 x 40 / 181,4
1.6	65	01/94→04/97	➔	03/94→		24.0218-0011.1 480006	Ø 180,0 x 40 / 181,4
1.7 D	42	04/94→09/97	➔	01/95→ 05/97		24.0218-0011.1 480006	Ø 180,0 x 40 / 181,4
1.7 TD	51	01/94→09/99	➔			24.0218-0011.1 480006	Ø 180,0 x 40 / 181,4
1.7 TD	52	01/94→09/99					
1.7 TD (176AT)	46	09/96→09/99					
60 1.2	43	01/94→09/99					
55 1.1	40	09/93→09/99	➔	11/93→		24.0218-0011.1 480006	Ø 180,0 x 40 / 181,4
60 1.2 (176AP, 176AR, 176AQ, 176BB)	44	09/93→09/99					
75 1.2	54	10/93→09/99					
<b> Bremsbackensatz</b>							
1.2 16V	63	04/97→09/99	➔	06/97→		03.0137-0207.2 650207	BDX Ø 180 x 32 + HEB
						03.0137-0274.2 650274	AP Ø 180 x 32 + HEB
						03.0420-5220.3 685220	AP Ø 180 x 32 Ø 20,64 + RZ / + Zub Kit
						03.0520-5120.3 695120	BDX Ø 180 x 32 Ø 20,64 + RZ / + Zub TopKit
						03.0520-5220.3 695220	AP Ø 180 x 32 Ø 20,64 + RZ / + Zub TopKit
1.6	65	01/94→04/97	➔	03/94→		03.0137-0207.2 650207	BDX Ø 180 x 32 + HEB
						03.0137-0274.2 650274	AP Ø 180 x 32 + HEB
						03.0420-5220.3 685220	AP Ø 180 x 32 Ø 20,64 + RZ / + Zub Kit
						03.0520-5120.3 695120	BDX Ø 180 x 32 Ø 20,64 + RZ / + Zub TopKit
						03.0520-5220.3 695220	AP Ø 180 x 32 Ø 20,64 + RZ / + Zub TopKit
1.7 D	42	04/94→09/97	➔	01/95→ 05/97		03.0137-0207.2 650207	BDX Ø 180 x 32 + HEB
						03.0137-0274.2 650274	AP Ø 180 x 32 + HEB
						03.0420-5220.3 685220	AP Ø 180 x 32 Ø 20,64 + RZ / + Zub Kit
						03.0520-5120.3 695120	BDX Ø 180 x 32 Ø 20,64 + RZ / + Zub TopKit
						03.0520-5220.3 695220	AP Ø 180 x 32 Ø 20,64 + RZ / + Zub TopKit
1.7 TD	51	01/94→09/99	➔			03.0137-0207.2 650207	BDX Ø 180 x 32 + HEB
1.7 TD	52	01/94→09/99				03.0137-0274.2 650274	AP Ø 180 x 32 + HEB
1.7 TD (176AT)	46	09/96→09/99				03.0420-5220.3 685220	AP Ø 180 x 32 Ø 20,64 + RZ / + Zub Kit
60 1.2	43	01/94→09/99				03.0520-5120.3 695120	BDX Ø 180 x 32 Ø 20,64 + RZ / + Zub TopKit
						03.0520-5220.3 695220	AP Ø 180 x 32 Ø 20,64 + RZ / + Zub TopKit
↓							












	kw				!#		
<b>FIAT - PUNTO (176_) 09/93→09/99</b>							
<b> Bremsbackensatz</b>							
55 1.1 60 1.2 (176AP, 176AR, 176AQ, 176BB) 75 1.2	40 44 54	09/93→09/99 09/93→09/99 10/93→09/99	➔	11/93→		03.0137-0207.2 650207 03.0137-0274.2 650274 03.0420-5220.3 685220 03.0520-5120.3 695120 03.0520-5220.3 695220	BDX Ø 180 x 32 + HEB AP Ø 180 x 32 + HEB AP Ø 180 x 32 Ø 20,64 + RZ / + Zub Kit BDX Ø 180 x 32 Ø 20,64 + RZ / + Zub TopKit AP Ø 180 x 32 Ø 20,64 + RZ / + Zub TopKit
<b> Seilzug, Feststellbremse</b>							
1.2 16V	63	04/97→09/99	➔	☐; 06/97→; Trommelbremse	24.3727-0525.2 580525	L= 1.469	
			➔	☐; 06/97→; Trommelbremse	24.3727-0526.2 580526	L= 1.456	
1.6	65	01/94→04/97	➔	☐; 03/94→; Trommelbremse	24.3727-0525.2 580525	L= 1.469	
			➔	☐; 03/94→; Trommelbremse	24.3727-0526.2 580526	L= 1.456	
1.7 D	42	04/94→09/97	➔	☐; 01/95→ 05/97; Trommelbremse	24.3727-0525.2 580525	L= 1.469	
			➔	☐; 01/95→ 05/97; Trommelbremse	24.3727-0526.2 580526	L= 1.456	
1.7 TD	51	01/94→09/99	➔	☐; Trommelbremse	24.3727-0525.2 580525	L= 1.469	
1.7 TD	52	01/94→09/99	➔	☐; Trommelbremse	24.3727-0526.2 580526	L= 1.456	
1.7 TD (176AT)	46	09/96→09/99	➔	☐; Trommelbremse	24.3727-0526.2 580526	L= 1.456	
60 1.2	43	01/94→09/99	➔	☐; Trommelbremse	24.3727-0526.2 580526	L= 1.456	
55 1.1	40	09/93→09/99	➔	☐; 11/93→; Trommelbremse	24.3727-0525.2 580525	L= 1.469	
60 1.2 (176AP, 176AR, 176AQ, 176BB)	44	09/93→09/99	➔	☐; 11/93→; Trommelbremse	24.3727-0526.2 580526	L= 1.456	
75 1.2	54	10/93→09/99	➔	☐; 11/93→; Trommelbremse	24.3727-0526.2 580526	L= 1.456	
<b>FIAT - PUNTO (188_) 09/99→07/12</b>							
<b> Radbremszylinder</b>							
1.2 16V 80 (188.233, .235, .253, .255, .333, .353, .639,...)	59	09/99→12/06	➔	07/03→ 11/05	24.3220-1720.3 020455	Ø 20,64 ALU	
			➔	10/99→ 06/03; Schaltgetriebe	24.3220-1720.3 020455	Ø 20,64 ALU	
			➔	10/99→ 06/03; Vollautomatik	24.3222-1723.3 020459	Ø 22,2 ALU	
1.2 60 (188.030, .050, .130, .150, .230, .250)	44	09/99→12/10	➔	10/99→ 06/03	24.3220-1720.3 020455	Ø 20,64 ALU	
			➔	07/03→ 11/05	24.3220-1720.3 020455	Ø 20,64 ALU	
1.2 Bifuel	44	08/07→03/12	➔	10/09→	24.3220-1728.3 020509	Ø 20,64 ALU	
1.2 Natural Power	44	09/03→03/12	➔	→ 11/05	24.3220-1720.3 020455	Ø 20,64 ALU	
1.3 JTD 16V	51	06/03→03/12	➔	07/03→ 11/05	24.3222-1723.3 020459	Ø 22,2 ALU	
1.4 1.4	70 71	09/03→03/12 11/05→03/12	➔	→ 11/05	24.3220-1740.3 020553	Ø 20,64 ALU	
1.9 DS 60 (188.031, .051, .231, .251)	44	09/99→03/12	➔	10/99→ 06/03	24.3222-1723.3 020459	Ø 22,2 ALU	
1.9 JTD 80 (188.237, .257, .337, .357)	59	09/99→03/12	➔	10/99→ 06/03	24.3222-1723.3 020459	Ø 22,2 ALU	
1.9 JTD	63	10/01→03/12	➔	07/03→ 11/05	24.3222-1723.3 020459	Ø 22,2 ALU	
			➔	→ 06/03	24.3222-1723.3 020459	Ø 22,2 ALU	
<b>Zubehörsatz, Bremsbacken</b>							
1.2 16V 80 (188.233, .235, .253, .255, .333, .353, .639,...)	59	09/99→12/06	➔	☒; 10/99→ 06/03; - ABS; Schaltgetriebe	03.0137-9179.2 669179	AP	
			➔	☒; 10/99→ 06/03; + ABS; Schaltgetriebe	03.0137-9247.2 669247	AP	
			➔	☒; 10/99→ 06/03; Vollautomatik	03.0137-9247.2 669247	AP	
			➔	☒; 07/03→ 11/05	03.0137-9247.2 669247	AP	
1.2 60 (188.030, .050, .130, .150, .230, .250)	44	09/99→12/10	➔	☒; 10/99→ 06/03; - ABS	03.0137-9179.2 669179	AP	
			➔	☒; 10/99→ 06/03; + ABS	03.0137-9247.2 669247	AP	
			➔	☒; 07/03→ 11/05	03.0137-9247.2 669247	AP	
1.2 Bifuel	44	08/07→03/12	➔	10/09→	03.0137-9310.2 669310	AP	
1.2 Natural Power	44	09/03→03/12	➔	☒; → 11/05	03.0137-9247.2 669247	AP	
1.3 JTD 16V	51	06/03→03/12	➔	☒; 07/03→ 11/05	03.0137-9247.2 669247	AP	
1.4	70	09/03→03/12	➔	07/05→ 11/05	03.0137-9310.2 669310	AP	
			➔	→ 06/05	03.0137-9310.2 669310	AP	
1.4	71	11/05→03/12	➔	→ 11/05	03.0137-9310.2 669310	AP	
↓							














	kw				! #		
<b>FIAT - PUNTO (188_) 09/99→07/12</b>							
<b>Zubehörsatz, Bremsbacken</b>							
1.9 DS 60 (188.031, .051, .231, .251)	44	09/99→03/12	➡	⏴; 10/99→ 06/03		03.0137-9247.2 669247	AP
1.9 JTD 80 (188.237, .257, .337, .357)	59	09/99→03/12					
1.9 JTD	63	10/01→03/12	➡	⏴; → 06/03		03.0137-9247.2 669247	AP
			➡	⏴; 07/03→ 11/05		03.0137-9247.2 669247	AP
<b> Bremstrommel</b>							
1.2 16V 80 (188.233, .235, .253, .255, .333, .353, .639,...)	59	09/99→12/06	➡	10/99→ 06/03		24.0218-0011.1 480006	Ø 180,0 x 40 / 181,4
			➡	07/03→ 11/05		24.0218-0011.1 480006	Ø 180,0 x 40 / 181,4
1.2 60 (188.030, .050, .130, .150, .230, .250)	44	09/99→12/10					
1.2 Natural Power	44	09/03→03/12	➡	→ 11/05		24.0218-0011.1 480006	Ø 180,0 x 40 / 181,4
1.3 JTD 16V	51	06/03→03/12	➡	07/03→ 11/05		24.0218-0011.1 480006	Ø 180,0 x 40 / 181,4
1.4	70	09/03→03/12	➡	→ 11/05		24.0220-3007.1 480064	Ø 203,0 x 48,5 / 204,7
1.4	71	11/05→03/12					
1.9 DS 60 (188.031, .051, .231, .251)	44	09/99→03/12	➡	10/99→ 06/03		24.0218-0011.1 480006	Ø 180,0 x 40 / 181,4
1.9 JTD 80 (188.237, .257, .337, .357)	59	09/99→03/12					
1.9 JTD	63	10/01→03/12	➡	07/03→ 11/05		24.0218-0011.1 480006	Ø 180,0 x 40 / 181,4
			➡	→ 06/03		24.0218-0011.1 480006	Ø 180,0 x 40 / 181,4
<b> Bremsbackensatz</b>							
1.2 16V 80 (188.233, .235, .253, .255, .333, .353, .639,...)	59	09/99→12/06	➡	10/99→ 06/03; - ABS; Schaltgetriebe		03.0137-0359.2 650359 03.0520-7220.3 697220	AP Ø 180 x 32 + HEB AP Ø 180 x 32 Ø 20,64 + RZ / + Zub TopKit
			➡	10/99→ 06/03; + ABS; Schaltgetriebe		03.0137-0360.2 650360 03.0520-7920.3 697920	AP Ø 180 x 32 + HEB AP Ø 180 x 32 Ø 20,64 + RZ / + Zub TopKit
			➡	10/99→ 06/03; Vollautomatik		03.0137-0360.2 650360 03.0520-6622.3 696622	AP Ø 180 x 32 + HEB AP Ø 180 x 32 Ø 22,2 + RZ / + Zub TopKit
			➡	07/03→ 11/05		03.0137-0360.2 650360 03.0520-7220.3 697220	AP Ø 180 x 32 + HEB AP Ø 180 x 32 Ø 20,64 + RZ / + Zub TopKit
1.2 60 (188.030, .050, .130, .150, .230, .250)	44	09/99→12/10	➡	10/99→ 06/03; - ABS		03.0137-0359.2 650359 03.0520-7220.3 697220	AP Ø 180 x 32 + HEB AP Ø 180 x 32 Ø 20,64 + RZ / + Zub TopKit
			➡	10/99→ 06/03; + ABS		03.0137-0360.2 650360 03.0520-7920.3 697920	AP Ø 180 x 32 + HEB AP Ø 180 x 32 Ø 20,64 + RZ / + Zub TopKit
			➡	07/03→ 11/05		03.0137-0360.2 650360 03.0520-7220.3 697220	AP Ø 180 x 32 + HEB AP Ø 180 x 32 Ø 20,64 + RZ / + Zub TopKit
1.2 Bifuel	44	08/07→03/12	➡	10/09→		03.0137-0479.2 650479	AP Ø 203 x 38 + HEB
1.2 Natural Power	44	09/03→03/12	➡	→ 11/05		03.0137-0360.2 650360 03.0520-7220.3 697220	AP Ø 180 x 32 + HEB AP Ø 180 x 32 Ø 20,64 + RZ / + Zub TopKit
1.3 JTD 16V	51	06/03→03/12	➡	07/03→ 11/05		03.0137-0360.2 650360 03.0520-6622.3 696622	AP Ø 180 x 32 + HEB AP Ø 180 x 32 Ø 22,2 + RZ / + Zub TopKit
1.4	70	09/03→03/12	➡	07/05→ 11/05		03.0137-0479.2 650479	AP Ø 203 x 38 + HEB
			➡	→ 06/05		03.0137-0479.2 650479	AP Ø 203 x 38 + HEB
			➡	→ 11/05		03.0520-8620.3 698620	AP Ø 203 x 38 Ø 20,64 + RZ / + Zub TopKit
1.4	71	11/05→03/12	➡	→ 11/05		03.0137-0479.2 650479 03.0520-8620.3 698620	AP Ø 203 x 38 + HEB AP Ø 203 x 38 Ø 20,64 + RZ / + Zub TopKit
1.9 DS 60 (188.031, .051, .231, .251)	44	09/99→03/12	➡	10/99→ 06/03		03.0137-0360.2 650360 03.0520-6622.3 696622	AP Ø 180 x 32 + HEB AP Ø 180 x 32 Ø 22,2 + RZ / + Zub TopKit
↓							


























	kW				!#		
<b>FIAT - PUNTO (188_) 09/99→07/12</b>							
 <b>Bremsbackensatz</b>							
1.9 JTD 80 (188.237, .257, .337, .357)	59	09/99→03/12	➔	10/99→ 06/03		<b>03.0137-0360.2 650360</b> <b>03.0520-6622.3 696622</b>	AP Ø 180 x 32 + HEB AP Ø 180 x 32 Ø 22,2 + RZ / + Zub TopKit
1.9 JTD	63	10/01→03/12	➔	07/03→ 11/05		<b>03.0137-0360.2 650360</b> <b>03.0520-6622.3 696622</b>	AP Ø 180 x 32 + HEB AP Ø 180 x 32 Ø 22,2 + RZ / + Zub TopKit
				→ 06/03		<b>03.0137-0360.2 650360</b> <b>03.0520-6622.3 696622</b>	AP Ø 180 x 32 + HEB AP Ø 180 x 32 Ø 22,2 + RZ / + Zub TopKit
 <b>Seilzug, Feststellbremse</b>							
1.2 16V 80 (188.233, .235, .253, .255, .333, .353, .639, ... 1.2 60 (188.030, .050, .130, .150, .230, .250)	59	09/99→12/06	➔	⬇; 10/99→ 06/03; Trommelbremse	2	<b>24.3727-0538.2 580538</b>	L= 1.456 - Zub
	44		➔	⬇; 07/03→ 11/05; Trommelbremse	2	<b>24.3727-0538.2 580538</b>	L= 1.456 - Zub
1.2 Bifuel	44	09/99→12/10	➔	⬇; 10/09→; Trommelbremse		<b>24.3727-0575.2 580575</b>	L= 1.642
				⬇; 10/09→		<b>24.3727-0576.2 580576</b>	L= 1.660
1.2 Natural Power	44	09/03→03/12	➔	⬇; → 11/05; Trommelbremse	2	<b>24.3727-0538.2 580538</b>	L= 1.456 - Zub
1.3 JTD 16V	51	06/03→03/12	➔	⬇; 07/03→ 11/05; Trommelbremse	2	<b>24.3727-0538.2 580538</b>	L= 1.456 - Zub
1.4 1.4	70	09/03→03/12	➔	⬇; → 11/05; Trommelbremse	2	<b>24.3727-0563.2 580563</b>	L= 1.467
	71	11/05→03/12					
1.9 DS 60 (188.031, .051, .231, .251) 1.9 JTD 80 (188.237, .257, .337, .357)	44	09/99→03/12	➔	⬇; 10/99→ 06/03; Trommelbremse	2	<b>24.3727-0538.2 580538</b>	L= 1.456 - Zub
	59	09/99→03/12					
1.9 JTD	63	10/01→03/12	➔	⬇; → 06/03; Trommelbremse	2	<b>24.3727-0538.2 580538</b>	L= 1.456 - Zub
				⬇; 07/03→ 11/05; Trommelbremse	2	<b>24.3727-0538.2 580538</b>	L= 1.456 - Zub
<b>FIAT - PUNTO (199_) 03/12→</b>							
 <b>Radbremszylinder</b>							
0.9 0.9 0.9 Bifuel 0.9 Twinair Turbo 1.2 1.2 1.3 D Multijet 1.3 D Multijet 1.3 D Multijet 1.3 D Multijet 1.3 JTD Multijet (199.AYR1A, 199.BYR1A) 1.4 1.4 1.4 Multi Air 1.4 Turbo Multi Air	74 77 63 63 49 51 55 59 62 70 66 55 57 77 99	12/13→ 07/13→ 03/12→ 03/12→ 02/14→ 03/12→ 03/12→ 12/13→ 03/12→ 03/12→ 05/18→ 03/12→ 03/12→ 03/12→ 03/12→	➔			<b>24.3220-1728.3 020509</b>	Ø 20,64 ALU
<b>Zubehörsatz, Bremsbacken</b>							
0.9 0.9 0.9 Bifuel 0.9 Twinair Turbo 1.2 1.2	74 77 63 63 49 51	12/13→ 07/13→ 03/12→ 03/12→ 02/14→ 03/12→	➔			<b>03.0137-9310.2 669310</b>	AP
1.3 D Multijet 1.3 D Multijet 1.3 D Multijet 1.3 D Multijet 1.3 JTD Multijet (199.AYR1A, 199.BYR1A) 1.4 1.4 1.4 Multi Air 1.4 Turbo Multi Air	55 59 62 70 66 55 57 77 99	03/12→ 12/13→ 03/12→ 03/12→ 05/18→ 03/12→ 03/12→ 03/12→ 03/12→	➔			<b>03.0137-9309.2 669309</b>	AP
 <b>Bremstrommel</b>							
1.3 D Multijet 1.3 D Multijet 1.3 D Multijet ↓	55 59 62	03/12→ 12/13→ 03/12→	➔			<b>24.0222-8037.1 480302</b>	Ø 228,3 x 48 / 230

	kw				! #		
<b>FIAT - PUNTO (199_) 03/12→</b>							
 <b>Bremstrommel</b>							
1.3 D Multijet	70	03/12→	➔			24.0222-8037.1 480302	Ø 228,3 x 48 / 230
1.3 JTD Multijet (199.AYR1A, 199.BYR1A)	66	05/18→					
1.4	55	03/12→					
1.4	57	03/12→					
1.4 Multi Air	77	03/12→					
1.4 Turbo Multi Air	99	03/12→					
 <b>Bremsbackensatz</b>							
0.9	74	12/13→	➔			03.0137-0479.2 650479	AP Ø 203 x 38 + HEB
0.9	77	07/13→					
0.9 Bifuel	63	03/12→					
0.9 Twinair Turbo	63	03/12→					
1.2	49	02/14→					
1.2	51	03/12→					
1.3 D Multijet	55	03/12→	➔			03.0137-0478.2 650478	AP Ø 228 x 42 + HEB
1.3 D Multijet	59	12/13→					
1.3 D Multijet	62	03/12→					
1.3 D Multijet	70	03/12→					
1.3 JTD Multijet (199.AYR1A, 199.BYR1A)	66	05/18→					
1.4	55	03/12→					
1.4	57	03/12→					
1.4 Multi Air	77	03/12→					
1.4 Turbo Multi Air	99	03/12→					
 <b>Seilzug, Feststellbremse</b>							
0.9	74	12/13→	➔	<input type="checkbox"/> ; Trommelbremse		24.3727-0575.2 580575	L= 1.642
0.9	77	07/13→					
0.9 Bifuel	63	03/12→	➔	<input type="checkbox"/>		24.3727-0576.2 580576	L= 1.660
0.9 Twinair Turbo	63	03/12→					
1.2	49	02/14→					
1.2	51	03/12→	➔	<input type="checkbox"/>		24.3727-0579.2 580579	L= 1.654
1.4 Bifuel	57	03/12→					
1.4 Natural Power	57	03/12→	➔	<input type="checkbox"/>		24.3727-0580.2 580580	L= 1.673
1.3 D Multijet	55	03/12→	➔	<input type="checkbox"/> ; Trommelbremse		24.3727-0577.2 580577	L= 1.674
1.3 D Multijet	59	12/13→					
1.3 D Multijet	62	03/12→	➔	<input type="checkbox"/>		24.3727-0578.2 580578	L= 1.689
1.3 D Multijet	70	03/12→	➔	<input type="checkbox"/> ; Scheibenbremse		24.3727-0579.2 580579	L= 1.654
1.3 JTD Multijet (199.AYR1A, 199.BYR1A)	66	05/18→	➔	<input type="checkbox"/> ; Scheibenbremse		24.3727-0580.2 580580	L= 1.673
1.4	55	03/12→					
1.4	57	03/12→					
1.4 Multi Air	77	03/12→					
1.4 Turbo Multi Air	99	03/12→					
<b>FIAT - PUNTO Cabriolet (176_) 04/94→06/00</b>							
 <b>Radbremszylinder</b>							
60 1.2	43	04/94→06/00	➔			24.3220-1107.3 020218	AP Ø 20,64 GG
60 1.2 (176AR_, 176BR_)	44	05/95→06/00				24.3220-1108.3 020219	BDX Ø 20,64 GG
90 1.6	65	04/94→04/97					
85 16V 1.2	63	04/97→06/00	➔	06/97→		24.3220-1107.3 020218	AP Ø 20,64 GG
						24.3220-1108.3 020219	BDX Ø 20,64 GG
<b>Zubehörsatz, Bremsbacken</b>							
60 1.2	43	04/94→06/00	➔			03.0137-9088.2 669088	BDX
60 1.2 (176AR_, 176BR_)	44	05/95→06/00				03.0137-9179.2 669179	AP
90 1.6	65	04/94→04/97					
85 16V 1.2	63	04/97→06/00	➔	06/97→		03.0137-9088.2 669088	BDX
						03.0137-9179.2 669179	AP
 <b>Bremstrommel</b>							
60 1.2	43	04/94→06/00	➔			24.0218-0011.1 480006	Ø 180,0 x 40 / 181,4
60 1.2 (176AR_, 176BR_)	44	05/95→06/00					
90 1.6	65	04/94→04/97					
85 16V 1.2	63	04/97→06/00	➔	06/97→		24.0218-0011.1 480006	Ø 180,0 x 40 / 181,4
 <b>Bremsbackensatz</b>							
60 1.2	43	04/94→06/00	➔			03.0137-0207.2 650207	BDX Ø 180 x 32 + HEB
60 1.2 (176AR_, 176BR_)	44	05/95→06/00				03.0137-0274.2 650274	AP Ø 180 x 32 + HEB
↓							

	kw				!#		
<b>FIAT - PUNTO Cabriolet (176_) 04/94→06/00</b>							
 <b>Bremsbackensatz</b>							
90 1.6	65	04/94→04/97	➔			03.0420-5220.3 685220	AP Ø 180 x 32 Ø 20,64 + RZ / + Zub Kit
						03.0520-5120.3 695120	BDX Ø 180 x 32 Ø 20,64 + RZ / + Zub TopKit
						03.0520-5220.3 695220	AP Ø 180 x 32 Ø 20,64 + RZ / + Zub TopKit
85 16V 1.2	63	04/97→06/00	➔	06/97→		03.0137-0207.2 650207	BDX Ø 180 x 32 + HEB
						03.0137-0274.2 650274	AP Ø 180 x 32 + HEB
						03.0420-5220.3 685220	AP Ø 180 x 32 Ø 20,64 + RZ / + Zub Kit
						03.0520-5120.3 695120	BDX Ø 180 x 32 Ø 20,64 + RZ / + Zub TopKit
						03.0520-5220.3 695220	AP Ø 180 x 32 Ø 20,64 + RZ / + Zub TopKit
 <b>Seilzug, Feststellbremse</b>							
60 1.2	43	04/94→06/00	➔	<input type="checkbox"/> ; Trommelbremse		24.3727-0525.2 580525	L= 1.469
60 1.2 (176AR_, 176BR_)	44	05/95→06/00	➔	<input type="checkbox"/> ; Trommelbremse		24.3727-0526.2 580526	L= 1.456
90 1.6	65	04/94→04/97	➔				
85 16V 1.2	63	04/97→06/00	➔	<input type="checkbox"/> ; 06/97→; Trommelbremse		24.3727-0525.2 580525	L= 1.469
			➔	<input type="checkbox"/> ; 06/97→; Trommelbremse		24.3727-0526.2 580526	L= 1.456
<b>FIAT - PUNTO EVO (199_) 07/08→</b>							
 <b>Radbremszylinder</b>							
1.2	48	10/09→02/12	➔			24.3220-1728.3 020509	Ø 20,64 ALU
1.2	51	10/09→02/12	➔				
1.3 D Multijet	51	07/08→02/12	➔				
1.3 D Multijet	55	10/09→02/12	➔				
1.3 D Multijet	62	10/09→02/12	➔				
1.3 D Multijet	66	10/09→02/12	➔				
1.3 D Multijet	70	10/09→02/12	➔				
1.3 D Multijet (199BXC1A)	56	09/10→02/12	➔				
1.4	57	10/09→02/12	➔				
1.4 16V	77	10/09→02/12	➔				
1.4 16V (199AXW1A)	99	10/09→02/12	➔				
1.4	55	07/09→02/12	➔	10/09→		24.3220-1728.3 020509	Ø 20,64 ALU
<b>Zubehörsatz, Bremsbacken</b>							
1.2	48	10/09→02/12	➔			03.0137-9310.2 669310	AP
1.2	51	10/09→02/12	➔				
1.3 D Multijet	51	07/08→02/12	➔			03.0137-9309.2 669309	AP
1.3 D Multijet	55	10/09→02/12	➔				
1.3 D Multijet	62	10/09→02/12	➔				
1.3 D Multijet	66	10/09→02/12	➔				
1.3 D Multijet	70	10/09→02/12	➔				
1.3 D Multijet (199BXC1A)	56	09/10→02/12	➔				
1.4	57	10/09→02/12	➔				
1.4 16V	77	10/09→02/12	➔				
1.4 16V (199AXW1A)	99	10/09→02/12	➔				
1.4	55	07/09→02/12	➔	10/09→		03.0137-9309.2 669309	AP
 <b>Bremstrommel</b>							
1.3 D Multijet	51	07/08→02/12	➔			24.0222-8037.1 480302	Ø 228,3 x 48 / 230
1.3 D Multijet	55	10/09→02/12	➔				
1.3 D Multijet	62	10/09→02/12	➔				
1.3 D Multijet	66	10/09→02/12	➔				
1.3 D Multijet	70	10/09→02/12	➔				
1.3 D Multijet (199BXC1A)	56	09/10→02/12	➔				
1.4	57	10/09→02/12	➔				
1.4 16V	77	10/09→02/12	➔				
1.4 16V (199AXW1A)	99	10/09→02/12	➔				
1.4	55	07/09→02/12	➔	10/09→		24.0222-8037.1 480302	Ø 228,3 x 48 / 230
 <b>Bremsbackensatz</b>							
1.2	48	10/09→02/12	➔			03.0137-0479.2 650479	AP Ø 203 x 38 + HEB
1.2	51	10/09→02/12	➔				
1.3 D Multijet	51	07/08→02/12	➔			03.0137-0478.2 650478	AP Ø 228 x 42 + HEB
1.3 D Multijet	55	10/09→02/12	➔				
1.3 D Multijet	62	10/09→02/12	➔				
1.3 D Multijet ↓	66	10/09→02/12	➔				












	kw				!#		
<b>FIAT - PUNTO EVO (199_) 07/08→</b>							
 <b>Bremsbackensatz</b>							
1.3 D Multijet	70	10/09→02/12	➔			03.0137-0478.2 650478	AP Ø 228 x 42 + HEB
1.3 D Multijet (199BXC1A)	56	09/10→02/12					
1.4	57	10/09→02/12					
1.4 16V	77	10/09→02/12					
1.4 16V (199AXW1A)	99	10/09→02/12					
1.4	55	07/09→02/12	➔	10/09→		03.0137-0478.2 650478	AP Ø 228 x 42 + HEB
 <b>Seilzug, Feststellbremse</b>							
1.2	48	10/09→02/12	➔	<input type="checkbox"/> ; Trommelbremse		24.3727-0575.2 580575	L= 1.642
			➔	<input checked="" type="checkbox"/>		24.3727-0576.2 580576	L= 1.660
1.2	51	10/09→02/12	➔	<input type="checkbox"/>		24.3727-0579.2 580579	L= 1.654
1.4 LPG	57	06/09→02/12	➔	<input type="checkbox"/>			
1.4 Natural Power	57	10/09→02/12	➔	<input type="checkbox"/>		24.3727-0580.2 580580	L= 1.673
1.6 D Multijet	88	10/09→02/12					
1.3 D Multijet	51	07/08→02/12	➔	<input type="checkbox"/> ; Trommelbremse		24.3727-0577.2 580577	L= 1.674
1.3 D Multijet	55	10/09→02/12	➔	<input type="checkbox"/>		24.3727-0578.2 580578	L= 1.689
1.3 D Multijet	62	10/09→02/12	➔	<input type="checkbox"/>			
1.3 D Multijet	66	10/09→02/12	➔	<input type="checkbox"/> ; Scheibenbremse		24.3727-0579.2 580579	L= 1.654
1.3 D Multijet	70	10/09→02/12	➔	<input type="checkbox"/>			
1.3 D Multijet (199BXC1A)	56	09/10→02/12	➔	<input checked="" type="checkbox"/> ; Scheibenbremse		24.3727-0580.2 580580	L= 1.673
1.4	57	10/09→02/12					
1.4 16V	77	10/09→02/12					
1.4 16V (199AXW1A)	99	10/09→02/12					
1.4	55	07/09→02/12	➔	<input type="checkbox"/> ; 10/09→; Trommelbremse		24.3727-0577.2 580577	L= 1.674
			➔	<input checked="" type="checkbox"/> ; 10/09→		24.3727-0578.2 580578	L= 1.689
			➔	<input type="checkbox"/> ; 10/09→; Scheibenbremse		24.3727-0579.2 580579	L= 1.654
			➔	<input checked="" type="checkbox"/> ; 10/09→; Scheibenbremse		24.3727-0580.2 580580	L= 1.673
<b>FIAT - PUNTO EVO Van (199_) 03/09→02/12</b>							
 <b>Radbremszylinder</b>							
1.3 D Multijet (199.AXT1A, 199.AXC1A)	55	03/09→02/12	➔			24.3220-1728.3 020509	Ø 20,64 ALU
1.3 D Multijet (199.AXU1A)	70	03/09→02/12					
1.4 (199.AXB1A)	57	03/09→02/12					
<b>Zubehörsatz, Bremsbacken</b>							
1.3 D Multijet (199.AXT1A, 199.AXC1A)	55	03/09→02/12	➔			03.0137-9309.2 669309	AP
1.3 D Multijet (199.AXU1A)	70	03/09→02/12					
1.4 (199.AXB1A)	57	03/09→02/12					
 <b>Bremstrommel</b>							
1.3 D Multijet (199.AXT1A, 199.AXC1A)	55	03/09→02/12	➔			24.0222-8037.1 480302	Ø 228,3 x 48 / 230
1.3 D Multijet (199.AXU1A)	70	03/09→02/12					
1.4 (199.AXB1A)	57	03/09→02/12					
 <b>Bremsbackensatz</b>							
1.3 D Multijet (199.AXT1A, 199.AXC1A)	55	03/09→02/12	➔			03.0137-0478.2 650478	AP Ø 228 x 42 + HEB
1.3 D Multijet (199.AXU1A)	70	03/09→02/12					
1.4 (199.AXB1A)	57	03/09→02/12					
 <b>Seilzug, Feststellbremse</b>							
1.3 D Multijet (199.AXT1A, 199.AXC1A)	55	03/09→02/12	➔	<input type="checkbox"/> ; Trommelbremse		24.3727-0577.2 580577	L= 1.674
			➔	<input checked="" type="checkbox"/>		24.3727-0578.2 580578	L= 1.689
1.3 D Multijet (199.AXU1A)	70	03/09→02/12	➔	<input type="checkbox"/> ; Scheibenbremse		24.3727-0579.2 580579	L= 1.654
1.4 (199.AXB1A)	57	03/09→02/12	➔	<input checked="" type="checkbox"/> ; Scheibenbremse		24.3727-0580.2 580580	L= 1.673
<b>FIAT - PUNTO Van (176_) 04/96→02/00</b>							
 <b>Radbremszylinder</b>							
1.1	40	04/96→02/00	➔	→ 09/99		24.3220-1107.3 020218	AP Ø 20,64 GG














	kw				!#		
<b>FIAT - PUNTO Van (176_) 04/96→02/00</b>							
 <b>Radbremszylinder</b>							
1.7 TD	52	04/96→02/00	➡	→ 09/99		24.3220-1108.3 020219	BDX Ø 20,64 GG
1.7 D	42	04/96→02/00	➡	→ 05/97		24.3220-1107.3 020218	AP Ø 20,64 GG
						24.3220-1108.3 020219	BDX Ø 20,64 GG
1.7 TD	46	09/96→09/99	➡			24.3220-1107.3 020218	AP Ø 20,64 GG
						24.3220-1108.3 020219	BDX Ø 20,64 GG
<b>Zubehörsatz, Bremsbacken</b>							
1.1	40	04/96→02/00	➡	→ 09/99		03.0137-9088.2 669088	BDX
1.7 TD	52	04/96→02/00	➡			03.0137-9179.2 669179	AP
1.7 D	42	04/96→02/00	➡	→ 05/97		03.0137-9088.2 669088	BDX
1.7 TD	46	09/96→09/99	➡			03.0137-9179.2 669179	AP
 <b>Bremstrommel</b>							
1.1	40	04/96→02/00	➡	→ 09/99		24.0218-0011.1 480006	Ø 180,0 x 40 / 181,4
1.7 TD	52	04/96→02/00	➡				
1.7 D	42	04/96→02/00	➡	→ 05/97		24.0218-0011.1 480006	Ø 180,0 x 40 / 181,4
1.7 TD	46	09/96→09/99	➡			24.0218-0011.1 480006	Ø 180,0 x 40 / 181,4
 <b>Bremsbackensatz</b>							
1.1	40	04/96→02/00	➡	→ 09/99		03.0137-0207.2 650207	BDX Ø 180 x 32 + HEB
1.7 TD	52	04/96→02/00	➡			03.0137-0274.2 650274	AP Ø 180 x 32 + HEB
						03.0420-5220.3 685220	AP Ø 180 x 32 Ø 20,64 + RZ / + Zub Kit
						03.0520-5120.3 695120	BDX Ø 180 x 32 Ø 20,64 + RZ / + Zub TopKit
						03.0520-5220.3 695220	AP Ø 180 x 32 Ø 20,64 + RZ / + Zub TopKit
1.7 D	42	04/96→02/00	➡	→ 05/97		03.0137-0207.2 650207	BDX Ø 180 x 32 + HEB
1.7 TD	46	09/96→09/99	➡			03.0137-0274.2 650274	AP Ø 180 x 32 + HEB
						03.0420-5220.3 685220	AP Ø 180 x 32 Ø 20,64 + RZ / + Zub Kit
						03.0520-5120.3 695120	BDX Ø 180 x 32 Ø 20,64 + RZ / + Zub TopKit
						03.0520-5220.3 695220	AP Ø 180 x 32 Ø 20,64 + RZ / + Zub TopKit
 <b>Seilzug, Feststellbremse</b>							
1.1	40	04/96→02/00	➡	☐; → 09/99; Trommelbremse		24.3727-0525.2 580525	L= 1.469
1.7 TD	52	04/96→02/00	➡	☐; → 09/99; Trommelbremse		24.3727-0526.2 580526	L= 1.456
1.7 D	42	04/96→02/00	➡	☐; → 05/97; Trommelbremse		24.3727-0525.2 580525	L= 1.469
				☐; → 05/97; Trommelbremse		24.3727-0526.2 580526	L= 1.456
1.7 TD	46	09/96→09/99	➡	☐; Trommelbremse		24.3727-0525.2 580525	L= 1.469
				☐; Trommelbremse		24.3727-0526.2 580526	L= 1.456
<b>FIAT - PUNTO Van (188_) 02/00→10/09</b>							
 <b>Radbremszylinder</b>							
1.2 60	44	02/00→10/09	➡	→ 06/03		24.3220-1720.3 020455	Ø 20,64 ALU
1.3 D Multijet	55	02/05→10/09	➡	→ 11/05		24.3222-1723.3 020459	Ø 22,2 ALU
1.3 JTD	51	06/03→10/05	➡	07/03→		24.3222-1723.3 020459	Ø 22,2 ALU
1.9 D 60	44	02/00→10/09	➡	→ 06/03		24.3222-1723.3 020459	Ø 22,2 ALU
1.9 JTD	63	02/00→10/09	➡				
<b>Zubehörsatz, Bremsbacken</b>							
1.2 60	44	02/00→10/09	➡	☑; → 06/03; - ABS		03.0137-9179.2 669179	AP
↓							












	kw				!#		
<b>FIAT - PUNTO Van (188_) 02/00→10/09</b>							
<b>Zubehörsatz, Bremsbacken</b>							
1.2 60	44	02/00→10/09	➡	⬇; → 06/03; + ABS		03.0137-9247.2 669247	AP
1.3 D Multijet	55	02/05→10/09	➡	⬇; → 11/05		03.0137-9247.2 669247	AP
1.3 JTD	51	06/03→10/05	➡	⬇; 07/03→		03.0137-9247.2 669247	AP
1.9 D 60	44	02/00→10/09	➡	⬇; → 06/03		03.0137-9247.2 669247	AP
1.9 JTD	63	02/00→10/09	➡				
<b> Bremstrommel</b>							
1.2 60	44	02/00→10/09	➡	→ 06/03		24.0218-0011.1 480006	Ø 180,0 x 40 / 181,4
1.9 D 60	44	02/00→10/09	➡				
1.9 JTD	63	02/00→10/09	➡				
1.3 D Multijet	55	02/05→10/09	➡	→ 11/05		24.0218-0011.1 480006	Ø 180,0 x 40 / 181,4
1.3 JTD	51	06/03→10/05	➡	07/03→		24.0218-0011.1 480006	Ø 180,0 x 40 / 181,4
<b> Bremsbackensatz</b>							
1.2 60	44	02/00→10/09	➡	→ 06/03; - ABS		03.0137-0359.2 650359	AP Ø 180 x 32 + HEB
						03.0520-7220.3 697220	AP Ø 180 x 32 Ø 20,64 + RZ / + Zub TopKit
			➡	→ 06/03; + ABS		03.0137-0360.2 650360	AP Ø 180 x 32 + HEB
						03.0520-7920.3 697920	AP Ø 180 x 32 Ø 20,64 + RZ / + Zub TopKit
1.3 D Multijet	55	02/05→10/09	➡	→ 11/05		03.0137-0360.2 650360	AP Ø 180 x 32 + HEB
						03.0520-6622.3 696622	AP Ø 180 x 32 Ø 22,2 + RZ / + Zub TopKit
1.3 JTD	51	06/03→10/05	➡	07/03→		03.0137-0360.2 650360	AP Ø 180 x 32 + HEB
						03.0520-6622.3 696622	AP Ø 180 x 32 Ø 22,2 + RZ / + Zub TopKit
1.9 D 60	44	02/00→10/09	➡	→ 06/03		03.0137-0360.2 650360	AP Ø 180 x 32 + HEB
1.9 JTD	63	02/00→10/09	➡			03.0520-6622.3 696622	AP Ø 180 x 32 Ø 22,2 + RZ / + Zub TopKit
<b> Seilzug, Feststellbremse</b>							
1.2 60	44	02/00→10/09	➡	⬇; → 06/03; Trommelbremse	2	24.3727-0538.2 580538	L= 1.456 - Zub
1.9 D 60	44	02/00→10/09	➡				
1.9 JTD	63	02/00→10/09	➡				
1.3 D Multijet	55	02/05→10/09	➡	⬇; → 11/05; Trommelbremse	2	24.3727-0538.2 580538	L= 1.456 - Zub
1.3 JTD	51	06/03→10/05	➡	⬇; 07/03→; Trommelbremse	2	24.3727-0538.2 580538	L= 1.456 - Zub
<b>FIAT - PUNTO Van (199_) 02/06→</b>							
<b> Radbremszylinder</b>							
0.9 Twinair Turbo	63	03/12→	➡			24.3220-1728.3 020509	Ø 20,64 ALU
1.3 D Multijet	62	03/12→	➡				
1.3 D Multijet	66	01/10→02/12	➡				
1.3 D Multijet	55	04/08→	➡	→ 01/11		24.3220-1728.3 020509	Ø 20,64 ALU
1.3 D Multijet	70	03/09→	➡	10/09→		24.3220-1728.3 020509	Ø 20,64 ALU
1.4 (199.BXB1A)	57	02/06→06/13	➡				
<b>Zubehörsatz, Bremsbacken</b>							
0.9 Twinair Turbo	63	03/12→	➡			03.0137-9310.2 669310	AP
1.3 D Multijet	55	04/08→	➡	→ 01/11		03.0137-9309.2 669309	AP
1.3 D Multijet	62	03/12→	➡			03.0137-9309.2 669309	AP
1.3 D Multijet	66	01/10→02/12	➡				
1.3 D Multijet	70	03/09→	➡	10/09→		03.0137-9309.2 669309	AP
1.4 (199.BXB1A)	57	02/06→06/13	➡				
<b> Bremstrommel</b>							
1.3 D Multijet	55	04/08→	➡	→ 01/11		24.0222-8037.1 480302	Ø 228,3 x 48 / 230
1.3 D Multijet	62	03/12→	➡			24.0222-8037.1 480302	Ø 228,3 x 48 / 230
1.3 D Multijet	66	01/10→02/12	➡				
1.3 D Multijet	70	03/09→	➡	10/09→		24.0222-8037.1 480302	Ø 228,3 x 48 / 230
1.4 (199.BXB1A)	57	02/06→06/13	➡				
<b> Bremsbackensatz</b>							
0.9 Twinair Turbo	63	03/12→	➡			03.0137-0479.2 650479	AP Ø 203 x 38 + HEB
1.3 D Multijet	55	04/08→	➡	→ 01/11		03.0137-0478.2 650478	AP Ø 228 x 42 + HEB
1.3 D Multijet	62	03/12→	➡			03.0137-0478.2 650478	AP Ø 228 x 42 + HEB
1.3 D Multijet	66	01/10→02/12	➡				
1.3 D Multijet	70	03/09→	➡	10/09→		03.0137-0478.2 650478	AP Ø 228 x 42 + HEB
















































	kw				!#		
<b>FIAT - PUNTO Van (199_) 02/06→</b>							
 <b>Bremsbackensatz</b>							
1.4 (199.BXB1A)	57	02/06→06/13	➔	10/09→		03.0137-0478.2 650478	AP Ø 228 x 42 + HEB
 <b>Seilzug, Feststellbremse</b>							
0.9 Twinair Turbo	63	03/12→	➔	<input type="checkbox"/> ; Trommelbremse		24.3727-0575.2 580575	L= 1.642
			➔	<input type="checkbox"/>		24.3727-0576.2 580576	L= 1.660
1.3 D Multijet	55	04/08→	➔	<input type="checkbox"/> ; → 01/11; Trommelbremse		24.3727-0577.2 580577	L= 1.674
			➔	<input type="checkbox"/> ; → 01/11; Scheiben/Trommel		24.3727-0578.2 580578	L= 1.689
1.3 D Multijet	62	03/12→	➔	<input type="checkbox"/> ; Trommelbremse		24.3727-0577.2 580577	L= 1.674
1.3 D Multijet	66	01/10→02/12	➔	<input type="checkbox"/>		24.3727-0578.2 580578	L= 1.689
			➔	<input type="checkbox"/> ; Scheibenbremse		24.3727-0579.2 580579	L= 1.654
			➔	<input type="checkbox"/> ; Scheibenbremse		24.3727-0580.2 580580	L= 1.673
1.3 D Multijet	70	03/09→	➔	<input type="checkbox"/> ; 10/09→; Trommelbremse		24.3727-0577.2 580577	L= 1.674
1.4 (199.BXB1A)	57	02/06→06/13	➔	<input type="checkbox"/> ; 10/09→		24.3727-0578.2 580578	L= 1.689
			➔	<input type="checkbox"/> ; 10/09→; Scheibenbremse		24.3727-0579.2 580579	L= 1.654
			➔	<input type="checkbox"/> ; 10/09→; Scheibenbremse		24.3727-0580.2 580580	L= 1.673
1.4 LPG (199AXB1A)	57	03/09→	➔	<input type="checkbox"/> ; 06/09→		24.3727-0579.2 580579	L= 1.654
			➔	<input type="checkbox"/> ; 06/09→		24.3727-0580.2 580580	L= 1.673
1.4 Natural Power	57	03/09→	➔	<input type="checkbox"/> ; 10/09→		24.3727-0579.2 580579	L= 1.654
			➔	<input type="checkbox"/> ; 10/09→		24.3727-0580.2 580580	L= 1.673
<b>FIAT - QUBO (225_) 02/08→</b>							
 <b>Radbremszylinder</b>							
1.3 D Multijet	55	02/08→	➔	09/08→		24.3220-1728.3 020509	Ø 20,64 ALU
1.4	54	02/08→	➔				
1.3 D Multijet	59	03/15→	➔			24.3220-1728.3 020509	Ø 20,64 ALU
1.3 D Multijet	70	07/10→					
1.4	57	10/09→					
1.4 Natural Power	57	10/09→					
<b>Zubehörsatz, Bremsbacken</b>							
1.3 D Multijet	55	02/08→	➔	09/08→		03.0137-9309.2 669309	AP
1.3 D Multijet	59	03/15→	➔			03.0137-9309.2 669309	AP
1.3 D Multijet	70	07/10→					
1.4	57	10/09→					
1.4 Natural Power	57	10/09→					
1.4	54	02/08→	➔	09/08→; für Fahrzeuge mit verstärkter Bremse		03.0137-9309.2 669309	AP
			➔	09/08→; nicht für Fahrzeuge mit verstärkter Bremse		03.0137-9310.2 669310	AP
 <b>Bremstrommel</b>							
1.3 D Multijet	55	02/08→	➔	09/08→		24.0222-8018.1 480078	Ø 228,0 x 48 / 230
1.3 D Multijet	59	03/15→	➔			24.0222-8018.1 480078	Ø 228,0 x 48 / 230
1.3 D Multijet	70	07/10→					
1.4	57	10/09→					
1.4 Natural Power	57	10/09→					
1.4	54	02/08→	➔	09/08→; nicht für Fahrzeuge mit verstärkter Bremse		24.0220-3007.1 480064	Ø 203,0 x 48,5 / 204,7
			➔	09/08→; für Fahrzeuge mit verstärkter Bremse		24.0222-8018.1 480078	Ø 228,0 x 48 / 230
 <b>Bremsbackensatz</b>							
1.3 D Multijet	55	02/08→	➔	09/08→		03.0137-0493.2 650493	AP Ø 228 x 42 + HEB
						03.0521-0120.3 690120	AP Ø 228 x 42 Ø 20,64 + RZ / + Zub TopKit
1.3 D Multijet	59	03/15→	➔			03.0137-0493.2 650493	AP Ø 228 x 42 + HEB
1.3 D Multijet	70	07/10→				03.0521-0120.3 690120	AP Ø 228 x 42 Ø 20,64 + RZ / + Zub TopKit
1.4	57	10/09→					
1.4 Natural Power	57	10/09→					
1.4	54	02/08→	➔	09/08→; für Fahrzeuge mit verstärkter Bremse		03.0137-0457.2 650457	AP Ø 228 x 42 + HEB
						03.0521-0120.3 690120	AP Ø 228 x 42 Ø 20,64 + RZ / + Zub TopKit
			➔	09/08→; nicht für Fahrzeuge mit verstärkter Bremse		03.0137-0479.2 650479	AP Ø 203 x 38 + HEB
						03.0520-9220.3 699220	AP Ø 203 x 38 Ø 20,64 + RZ / + Zub TopKit

	kw				!#		
<b>FIAT - SCUDO (270_, 272_) 01/07→</b>							
 <b>Radbremsszylinder</b>							
1.6 D Multijet 1.6 D Multijet	66 66	01/07→ 02/11→	➔			24.3222-1726.3 020518	TRW Ø 22,2 ALU
<b>Zubehörsatz, Bremsbacken</b>							
1.6 D Multijet 1.6 D Multijet	66 66	01/07→ 02/11→	➔			03.0137-9219.2 669219	TRW
 <b>Bremstrommel</b>							
1.6 D Multijet 1.6 D Multijet	66 66	01/07→ 02/11→	➔			24.0225-4021.1 480311	Ø 254,0 x 68 / 256,2
 <b>Bremsbackensatz</b>							
1.6 D Multijet 1.6 D Multijet	66 66	01/07→ 02/11→	➔	nicht für Wohnmobile		03.0137-0334.2 650334 03.0520-7122.3 697122	TRW Ø 254 x 57 + HEB TRW Ø 254 x 57 Ø 22,2 + RZ / + Zub TopKit
<b>FIAT - SCUDO Combinato (220_) 02/96→12/06</b>							
 <b>Radbremsszylinder</b>							
1.6 1.9 D 1.9 D 1.9 TD 1.9 TD Eco 2.0 16V 2.0 JTD 2.0 JTD 2.0 JTD 16V	58 51 51 68 66 100 69 80 80	02/96→12/06 02/96→04/98 04/98→12/06 02/96→12/06 02/96→12/06 06/00→12/06 01/04→12/06 12/99→12/06 05/99→12/06	➔        ➔	        12/99→		24.3219-1704.3 020374        24.3219-1704.3 020374	Ø 19,05 GG        Ø 19,05 GG
<b>Zubehörsatz, Bremsbacken</b>							
1.6 1.9 D 1.9 D 1.9 TD 1.9 TD Eco 2.0 16V 2.0 JTD 2.0 JTD 2.0 JTD 16V	58 51 51 68 66 100 69 80 80	02/96→12/06 02/96→04/98 04/98→12/06 02/96→12/06 02/96→12/06 06/00→12/06 01/04→12/06 12/99→12/06 05/99→12/06	➔        ➔	        12/99→		03.0137-9208.2 669208        03.0137-9208.2 669208	        
 <b>Bremstrommel</b>							
1.6 1.9 D 1.9 D 1.9 TD 1.9 TD Eco 2.0 16V 2.0 JTD 2.0 JTD 2.0 JTD 16V	58 51 51 68 66 100 69 80 80	02/96→12/06 02/96→04/98 04/98→12/06 02/96→12/06 02/96→12/06 06/00→12/06 01/04→12/06 12/99→12/06 05/99→12/06	➔        ➔	        12/99→		24.0225-5003.1 480066        24.0225-5003.1 480066	Ø 255,0 x 67 / 256        Ø 255,0 x 67 / 256
 <b>Bremsbackensatz</b>							
1.6 1.9 D 1.9 D 1.9 TD 1.9 TD Eco 2.0 16V 2.0 JTD 2.0 JTD 2.0 JTD 16V	58 51 51 68 66 100 69 80 80	02/96→12/06 02/96→04/98 04/98→12/06 02/96→12/06 02/96→12/06 06/00→12/06 01/04→12/06 12/99→12/06 05/99→12/06	➔        ➔	        12/99→		03.0137-0314.2 650314 03.0520-2619.3 692619        03.0137-0314.2 650314 03.0520-2619.3 692619	Ø 255 x 61 BDX Ø 255 x 61 Ø 19,05 + RZ / + Zub TopKit        Ø 255 x 61 BDX Ø 255 x 61 Ø 19,05 + RZ / + Zub TopKit
 <b>Seilzug, Feststellbremse</b>							
1.6 1.9 D 1.9 D 1.9 TD 1.9 TD Eco 2.0 16V 2.0 JTD 2.0 JTD 2.0 JTD 16V	58 51 51 68 66 100 69 80 80	02/96→12/06 02/96→04/98 04/98→12/06 02/96→12/06 02/96→12/06 06/00→12/06 01/04→12/06 12/99→12/06 05/99→12/06	←        ←	⬆️; nicht für verlängerten Radstand; Trommelbremse        ⬆️; für verlängerten Radstand; Trommelbremse        ⬆️; 12/99→; nicht für verlängerten Radstand; Trommelbremse	1        1	24.3727-0336.2 580336        24.3727-0341.2 580341        24.3727-0531.2 580531 24.3727-0532.2 580532   24.3727-0336.2 580336	L= 500        L= 900        L= 2.286 L= 1.063  L= 500
↓							












	kw				!#		
<b>FIAT - SCUDO Combinato (220_) 02/96→12/06</b>							
 <b>Seilzug, Feststellbremse</b>							
2.0 JTD 16V	80	05/99→12/06	←	↑; 12/99→; für verlängerten Radstand; Trommelbremse	1	24.3727-0341.2 580341	L= 900
			→	↓; 12/99→; Trommelbremse		24.3727-0531.2 580531	L= 2.286
			→	□; 12/99→; Trommelbremse		24.3727-0532.2 580532	L= 1.063
<b>FIAT - SCUDO Kasten (220_) 02/96→12/06</b>							
 <b>Radbremszylinder</b>							
1.6	58	02/96→12/06	→			24.3219-1704.3 020374	Ø 19,05 GG
1.9 D	51	02/96→12/06					
1.9 D	51	04/98→12/06					
1.9 TD	66	02/96→12/06					
1.9 TD	68	02/98→12/06					
2.0 JTD	80	12/02→12/06					
2.0	100	05/00→12/06	→	06/00→		24.3219-1704.3 020374	Ø 19,05 GG
2.0 JTD	69	10/99→12/06	→	12/99→		24.3219-1704.3 020374	Ø 19,05 GG
2.0 JTD 16V	80	05/99→12/06					
<b>Zubehörsatz, Bremsbacken</b>							
1.6	58	02/96→12/06	→			03.0137-9208.2 669208	
1.9 D	51	02/96→12/06					
1.9 D	51	04/98→12/06					
1.9 TD	66	02/96→12/06					
1.9 TD	68	02/98→12/06					
2.0 JTD	80	12/02→12/06					
2.0	100	05/00→12/06	→	06/00→		03.0137-9208.2 669208	
2.0 JTD	69	10/99→12/06	→	12/99→		03.0137-9208.2 669208	
2.0 JTD 16V	80	05/99→12/06					
 <b>Bremstrommel</b>							
1.6	58	02/96→12/06	→			24.0225-5003.1 480066	Ø 255,0 x 67 / 256
1.9 D	51	02/96→12/06					
1.9 D	51	04/98→12/06					
1.9 TD	66	02/96→12/06					
1.9 TD	68	02/98→12/06					
2.0 JTD	80	12/02→12/06					
2.0	100	05/00→12/06	→	06/00→		24.0225-5003.1 480066	Ø 255,0 x 67 / 256
2.0 JTD	69	10/99→12/06	→	12/99→		24.0225-5003.1 480066	Ø 255,0 x 67 / 256
2.0 JTD 16V	80	05/99→12/06					
 <b>Bremsbackensatz</b>							
1.6	58	02/96→12/06	→			03.0137-0314.2 650314	Ø 255 x 61
1.9 D	51	02/96→12/06				03.0520-2619.3 692619	BDX Ø 255 x 61 Ø 19,05 + RZ / + Zub TopKit
1.9 D	51	04/98→12/06					
1.9 TD	66	02/96→12/06					
1.9 TD	68	02/98→12/06					
2.0 JTD	80	12/02→12/06					
2.0	100	05/00→12/06	→	06/00→		03.0137-0314.2 650314	Ø 255 x 61
						03.0520-2619.3 692619	BDX Ø 255 x 61 Ø 19,05 + RZ / + Zub TopKit
2.0 JTD	69	10/99→12/06	→	12/99→		03.0137-0314.2 650314	Ø 255 x 61
2.0 JTD 16V	80	05/99→12/06				03.0520-2619.3 692619	BDX Ø 255 x 61 Ø 19,05 + RZ / + Zub TopKit
 <b>Seilzug, Feststellbremse</b>							
1.6	58	02/96→12/06	←	↑; nicht für verlängerten Radstand; Trommelbremse	1	24.3727-0336.2 580336	L= 500
1.9 D	51	02/96→12/06					
1.9 D	51	04/98→12/06	←	↑; für verlängerten Radstand; Trommelbremse	1	24.3727-0341.2 580341	L= 900
1.9 TD	66	02/96→12/06					
1.9 TD	68	02/98→12/06	→	↓; Trommelbremse		24.3727-0531.2 580531	L= 2.286
2.0 JTD	80	12/02→12/06	→	□; Trommelbremse		24.3727-0532.2 580532	L= 1.063
2.0	100	05/00→12/06	←	↑; 06/00→; nicht für verlängerten Radstand; Trommelbremse	1	24.3727-0336.2 580336	L= 500
			←	↑; 06/00→; für verlängerten Radstand; Trommelbremse	1	24.3727-0341.2 580341	L= 900
			→	↓; 06/00→; Trommelbremse		24.3727-0531.2 580531	L= 2.286
			→	□; 06/00→; Trommelbremse		24.3727-0532.2 580532	L= 1.063
2.0 JTD	69	10/99→12/06	←	↑; 12/99→; nicht für verlängerten Radstand; Trommelbremse	1	24.3727-0336.2 580336	L= 500
2.0 JTD 16V	80	05/99→12/06					
↓							











	kw				!#		
<b>FIAT - SCUDO Kasten (220_) 02/96→12/06</b>							
 <b>Seilzug, Feststellbremse</b>							
2.0 JTD 2.0 JTD 16V	69 80	10/99→12/06 05/99→12/06	←	↑; 12/99→; für verlängerten Radstand; Trommelbremse	1	24.3727-0341.2 580341	L= 900
			→	□; 12/99→; Trommelbremse		24.3727-0531.2 580531	L= 2.286
			→	□; 12/99→; Trommelbremse		24.3727-0532.2 580532	L= 1.063
<b>FIAT - SCUDO Kasten (270_, 272_) 01/07→</b>							
 <b>Radbremszylinder</b>							
1.6 D Multijet 1.6 D Multijet	66 66	01/07→ 02/11→	→			24.3222-1726.3 020518	TRW Ø 22,2 ALU
<b>Zubehörsatz, Bremsbacken</b>							
1.6 D Multijet 1.6 D Multijet	66 66	01/07→ 02/11→	→			03.0137-9219.2 669219	TRW
 <b>Bremsstrommel</b>							
1.6 D Multijet 1.6 D Multijet	66 66	01/07→ 02/11→	→			24.0225-4021.1 480311	Ø 254,0 x 68 / 256,2
 <b>Bremsbackensatz</b>							
1.6 D Multijet 1.6 D Multijet	66 66	01/07→ 02/11→	→	nicht für Wohnmobile		03.0137-0334.2 650334 03.0520-7122.3 697122	TRW Ø 254 x 57 + HEB TRW Ø 254 x 57 Ø 22,2 + RZ / + Zub TopKit
<b>FIAT - SCUDO Pritsche/Fahrgestell (220_) 09/96→12/06</b>							
 <b>Radbremszylinder</b>							
1.6 1.9 D 1.9 TD 2.0 JTD	58 51 68 80	09/96→12/06 04/98→12/06 09/96→12/06 12/02→12/06	→			24.3219-1704.3 020374	Ø 19,05 GG
2.0 JTD 2.0 JTD 16V	69 80	10/99→12/06 05/99→12/06	→	12/99→		24.3219-1704.3 020374	Ø 19,05 GG
<b>Zubehörsatz, Bremsbacken</b>							
1.6 1.9 D 1.9 TD 2.0 JTD	58 51 68 80	09/96→12/06 04/98→12/06 09/96→12/06 12/02→12/06	→			03.0137-9208.2 669208	
2.0 JTD 2.0 JTD 16V	69 80	10/99→12/06 05/99→12/06	→	12/99→		03.0137-9208.2 669208	
 <b>Bremsstrommel</b>							
1.6 1.9 D 1.9 TD 2.0 JTD	58 51 68 80	09/96→12/06 04/98→12/06 09/96→12/06 12/02→12/06	→			24.0225-5003.1 480066	Ø 255,0 x 67 / 256
2.0 JTD 2.0 JTD 16V	69 80	10/99→12/06 05/99→12/06	→	12/99→		24.0225-5003.1 480066	Ø 255,0 x 67 / 256
 <b>Bremsbackensatz</b>							
1.6 1.9 D 1.9 TD 2.0 JTD	58 51 68 80	09/96→12/06 04/98→12/06 09/96→12/06 12/02→12/06	→			03.0137-0314.2 650314 03.0520-2619.3 692619	Ø 255 x 61 BDX Ø 255 x 61 Ø 19,05 + RZ / + Zub TopKit
2.0 JTD 2.0 JTD 16V	69 80	10/99→12/06 05/99→12/06	→	12/99→		03.0137-0314.2 650314 03.0520-2619.3 692619	Ø 255 x 61 BDX Ø 255 x 61 Ø 19,05 + RZ / + Zub TopKit
 <b>Seilzug, Feststellbremse</b>							
1.6 1.9 D 1.9 TD 2.0 JTD	58 51 68 80	09/96→12/06 04/98→12/06 09/96→12/06 12/02→12/06	←	↑; nicht für verlängerten Radstand; Trommelbremse	1	24.3727-0336.2 580336	L= 500
			←	↑; für verlängerten Radstand; Trommelbremse	1	24.3727-0341.2 580341	L= 900
			→	□; Trommelbremse		24.3727-0531.2 580531	L= 2.286
			→	□; Trommelbremse		24.3727-0532.2 580532	L= 1.063
2.0 JTD 2.0 JTD 16V	69 80	10/99→12/06 05/99→12/06	←	↑; 12/99→; nicht für verlängerten Radstand; Trommelbremse	1	24.3727-0336.2 580336	L= 500
			←	↑; 12/99→; für verlängerten Radstand; Trommelbremse	1	24.3727-0341.2 580341	L= 900
			→	□; 12/99→; Trommelbremse		24.3727-0531.2 580531	L= 2.286
			→	□; 12/99→; Trommelbremse		24.3727-0532.2 580532	L= 1.063







	kW				#		
<b>FIAT - SCUDO Pritsche/Fahrgestell (270_, 272_) 01/07→</b>							
 <b>Radbremsszylinder</b>							
1.6 D Multijet	66	01/07→	➔			24.3222-1726.3 020518	TRW Ø 22,2 ALU
<b>Zubehörsatz, Bremsbacken</b>							
1.6 D Multijet	66	01/07→	➔			03.0137-9219.2 669219	TRW
 <b>Bremstrommel</b>							
1.6 D Multijet	66	01/07→	➔			24.0225-4021.1 480311	Ø 254,0 x 68 / 256,2
 <b>Bremsbackensatz</b>							
1.6 D Multijet	66	01/07→	➔	nicht für Wohnmobile		03.0137-0334.2 650334 03.0520-7122.3 697122	TRW Ø 254 x 57 + HEB + RZ / + Zub TopKit
<b>FIAT - SEDICI (FY_) 06/06→10/14</b>							
 <b>Radbremsszylinder</b>							
1.6 16V	79	06/06→10/14	➔			24.3219-1756.3 020511	BOS Ø 19,05 ALU
1.6 16V	88	06/06→10/14					
1.6 16V 4x4	79	06/06→10/14					
1.6 16V 4x4	88	06/06→10/14					
1.9 D Multijet	88	06/06→10/11					
1.9 D Multijet 4x4	88	06/06→10/11					
2.0 D Multijet	99	06/06→10/14					
2.0 D Multijet 4x4	99	06/06→10/14					
<b>Zubehörsatz, Bremsbacken</b>							
1.6 16V	79	06/06→10/14	➔			03.0137-9319.2 669319	BOS
1.6 16V	88	06/06→10/14					
1.6 16V 4x4	79	06/06→10/14					
1.6 16V 4x4	88	06/06→10/14					
1.9 D Multijet	88	06/06→10/11					
1.9 D Multijet 4x4	88	06/06→10/11					
2.0 D Multijet	99	06/06→10/14					
2.0 D Multijet 4x4	99	06/06→10/14					
 <b>Bremsbackensatz</b>							
1.6 16V	79	06/06→10/14	➔			03.0137-0490.2 650490	BOS Ø 220 x 35 + HEB
1.6 16V	88	06/06→10/14				03.0520-7719.3 697719	BOS Ø 220 x 35 Ø 19,05 + RZ / + Zub TopKit
1.6 16V 4x4	79	06/06→10/14					
1.6 16V 4x4	88	06/06→10/14					
1.9 D Multijet	88	06/06→10/11					
1.9 D Multijet 4x4	88	06/06→10/11					
2.0 D Multijet	99	06/06→10/14					
2.0 D Multijet 4x4	99	06/06→10/14					
 <b>Seilzug, Feststellbremse</b>							
1.6 16V	79	06/06→10/14	➔	<input type="checkbox"/> ; Scheibenbremse		24.3727-2006.2 582006	L= 1.638
1.6 16V	88	06/06→10/14					
1.6 16V 4x4	79	06/06→10/14	➔	<input type="checkbox"/> ; Scheibenbremse		24.3727-2007.2 582007	L= 1.638
1.6 16V 4x4	88	06/06→10/14					
1.9 D Multijet	88	06/06→10/11					
1.9 D Multijet 4x4	88	06/06→10/11					
2.0 D Multijet	99	06/06→10/14					
2.0 D Multijet 4x4	99	06/06→10/14					
<b>FIAT - SEICENTO / 600 (187_) 11/97→01/10</b>							
 <b>Radbremsszylinder</b>							
0.9 (187AXA, 187AXA1A)	29	11/97→12/08	➔	04/98→ 03/08		24.3219-0803.3 020183	Ø 19,05 GG
1.1 (187AXB, 187AXB1A, 187AXC1A02)	40	01/98→01/10					
Elektra (187AEA1A, 187BEA1A)	30	01/99→01/05	➔	03/00→		24.3219-0803.3 020183	Ø 19,05 GG
Elettrica	22	03/00→04/04	➔			24.3219-0803.3 020183	Ø 19,05 GG
<b>Zubehörsatz, Bremsbacken</b>							
0.9 (187AXA, 187AXA1A)	29	11/97→12/08	➔	04/98→ 03/08		03.0137-9021.2 669021	Fiat
1.1 (187AXB, 187AXB1A, 187AXC1A02)	40	01/98→01/10					
Elektra (187AEA1A, 187BEA1A)	30	01/99→01/05	➔	03/00→		03.0137-9021.2 669021	Fiat
Elettrica	22	03/00→04/04	➔			03.0137-9021.2 669021	Fiat
↓							







	kw				!#		
<b>FIAT - SEICENTO / 600 (187_) 11/97→01/10</b>							
 <b>Bremstrommel</b>							
0.9 (187AXA, 187AXA1A) 1.1 (187AXB, 187AXB1A, 187AXC1A02)	29 40	11/97→12/08 01/98→01/10	➔	04/98→03/08		24.0218-5002.1 480117	Ø 185,0 x 36,5 / 186,8
Elektra (187AEA1A, 187BEA1A)	30	01/99→01/05	➔	03/00→		24.0218-5002.1 480117	Ø 185,0 x 36,5 / 186,8
Elettrica	22	03/00→04/04	➔			24.0218-5002.1 480117	Ø 185,0 x 36,5 / 186,8
 <b>Bremsbackensatz</b>							
0.9 (187AXA, 187AXA1A) 1.1 (187AXB, 187AXB1A, 187AXC1A02)	29 40	11/97→12/08 01/98→01/10	➔	04/98→03/08		03.0137-0015.2 650015 03.0420-0319.3 680319	Fiat Ø 185 x 31 Fiat Ø 185 x 31 Ø 19,05 + RZ / + Zub Kit
Elektra (187AEA1A, 187BEA1A)	30	01/99→01/05	➔	03/00→		03.0137-0015.2 650015 03.0420-0319.3 680319	Fiat Ø 185 x 31 Fiat Ø 185 x 31 Ø 19,05 + RZ / + Zub Kit
Elettrica	22	03/00→04/04	➔			03.0137-0015.2 650015 03.0420-0319.3 680319	Fiat Ø 185 x 31 Fiat Ø 185 x 31 Ø 19,05 + RZ / + Zub Kit
 <b>Seilzug, Feststellbremse</b>							
0.9 (187AXA, 187AXA1A) 1.1 (187AXB, 187AXB1A, 187AXC1A02)	29 40	11/97→12/08 01/98→01/10	➔	☒; 04/98→03/08; Trommelbremse	1	24.3727-0544.2 580544	L= 2.670
<b>FIAT - SEICENTO / 600 Van (287_) 01/98→01/10</b>							
 <b>Radbremszylinder</b>							
0.9 (187AXA) 1.1 (187CXB/C)	29 40	01/98→01/10 01/98→01/10	➔	04/98→03/08		24.3219-0803.3 020183	Ø 19,05 GG
<b>Zubehörsatz, Bremsbacken</b>							
0.9 (187AXA) 1.1 (187CXB/C)	29 40	01/98→01/10 01/98→01/10	➔	04/98→03/08		03.0137-9021.2 669021	Fiat
 <b>Bremstrommel</b>							
0.9 (187AXA) 1.1 (187CXB/C)	29 40	01/98→01/10 01/98→01/10	➔	04/98→03/08		24.0218-5002.1 480117	Ø 185,0 x 36,5 / 186,8
 <b>Bremsbackensatz</b>							
0.9 (187AXA) 1.1 (187CXB/C)	29 40	01/98→01/10 01/98→01/10	➔	04/98→03/08		03.0137-0015.2 650015 03.0420-0319.3 680319	Fiat Ø 185 x 31 Fiat Ø 185 x 31 Ø 19,05 + RZ / + Zub Kit
 <b>Seilzug, Feststellbremse</b>							
0.9 (187AXA) 1.1 (187CXB/C)	29 40	01/98→01/10 01/98→01/10	➔	☒; 04/98→03/08; Trommelbremse	1	24.3727-0544.2 580544	L= 2.670
<b>FIAT - SIENA (178_, 172_) 04/96→10/13</b>							
 <b>Radbremszylinder</b>							
1.2	59	09/01→12/09	➔	→ 12/06		24.3220-1116.3 020313	Ø 20,64 GG
<b>Zubehörsatz, Bremsbacken</b>							
1.2	59	09/01→12/09	➔	→ 12/06		03.0137-9234.2 669234	
 <b>Bremstrommel</b>							
1.2	59	09/01→12/09	➔	→ 12/06		24.0222-8018.1 480078	Ø 228,0 x 48 / 230
1.4 1.4 Cat	51 51	04/96→12/09 04/96→12/09	➔	02/98→12/06		24.0218-5002.1 480117	Ø 185,0 x 36,5 / 186,8
1.5 1.7 TD 1.8	62 51 82	06/04→12/09 02/06→12/09 09/08→12/11	➔			24.0218-5002.1 480117	Ø 185,0 x 36,5 / 186,8
1.6 1.6 16V	76 78	11/00→12/09 09/98→12/09	➔	→ 12/06		24.0218-5002.1 480117	Ø 185,0 x 36,5 / 186,8
 <b>Bremsbackensatz</b>							
1.2	59	09/01→12/09	➔	→ 12/06		03.0137-0352.2 650352 03.0520-7820.3 697820	Ø 228 x 43 + HEB AP Ø 228 x 43 Ø 20,64 + RZ / + Zub TopKit














	kw				#		
<b>FIAT - STILO (192_) 10/01→11/10</b>							
 <b>Seilzug, Feststellbremse</b>							
1.2 16V (192_XA1B)	59	02/02→11/06	➔	<input type="checkbox"/>		24.3727-0553.2 580553	L= 1.786
1.4 16V	66	03/05→11/06	➔	<input type="checkbox"/>		24.3727-0554.2 580554	L= 1.668
1.4 16V	70	01/04→11/06					
1.6	100	04/05→11/06					
1.6 16V	77	05/05→11/06					
1.6 16V (192_XB1A)	76	10/01→11/06					
1.8 16V (192_XC1A)	98	10/01→11/06					
1.9 D Multijet	74	09/05→11/06					
1.9 D Multijet	88	09/05→11/06					
1.9 D Multijet	110	09/05→11/06					
1.9 JTD	93	09/03→11/06					
1.9 JTD	100	04/04→11/06					
1.9 JTD	103	01/04→11/06					
1.9 JTD (192_XE1A)	85	10/01→11/06					
1.9 JTD (192_XF1A)	59	02/02→11/06					
1.9 JTD (192AXS1B, 192BXS1B)	66	09/04→11/06					
2.4 20V (192_XD1A, 192AXD12)	125	10/01→04/07					
<b>FIAT - STILO Multi Wagon (192_) 01/03→08/08</b>							
 <b>Seilzug, Feststellbremse</b>							
1.4 16V	66	03/05→08/08	➔	<input type="checkbox"/> ; → 03/08		24.3727-0553.2 580553	L= 1.786
1.4 16V	70	01/04→08/08	➔	<input type="checkbox"/> ; → 03/08		24.3727-0554.2 580554	L= 1.668
1.6 16V	76	01/03→08/08					
1.8 16V	98	01/03→08/08					
1.9 D	66	09/04→08/08					
1.9 D Multijet	74	09/05→08/08					
1.9 D Multijet	88	09/05→08/08					
1.9 D Multijet (192DXT1B)	110	09/05→08/08					
1.9 JTD	59	01/03→08/08					
1.9 JTD	85	01/03→08/08					
1.9 JTD	93	09/03→08/08					
1.9 JTD	100	04/04→08/08					
1.9 JTD	103	01/04→08/08					
1.6 16V	77	03/05→12/07	➔	<input type="checkbox"/>		24.3727-0553.2 580553	L= 1.786
			➔	<input type="checkbox"/>		24.3727-0554.2 580554	L= 1.668
<b>FIAT - STRADA Pick-up (178_) 02/98→</b>							
<b>Zubehörsatz, Bremsbacken</b>							
1.2	44	04/03→	➔	→ 12/11		03.0137-9081.2 669081	
1.2 Trekking	60	11/05→					
1.3 D Multijet	62	05/06→					
1.9 D	46	12/00→					
1.9 JTD	59	04/03→					
1.2	54	06/99→12/06	➔			03.0137-9081.2 669081	
1.7 TD	51	06/99→12/06					
 <b>Bremstrommel</b>							
1.2	44	04/03→	➔	→ 12/11		24.0222-8018.1 480078	Ø 228,0 x 48 / 230
1.2 Trekking	60	11/05→					
1.3 D Multijet	62	05/06→					
1.9 D	46	12/00→					
1.9 JTD	59	04/03→					
1.2	54	06/99→12/06	➔			24.0222-8018.1 480078	Ø 228,0 x 48 / 230
1.7 TD	51	06/99→12/06					
 <b>Bremsbackensatz</b>							
1.2	44	04/03→	➔	→ 12/11		03.0137-0471.2 650471	Ø 228 x 42 + HEB
1.2 Trekking	60	11/05→					
1.3 D Multijet	62	05/06→					
1.9 D	46	12/00→					
1.9 JTD	59	04/03→					
1.2	54	06/99→12/06	➔			03.0137-0471.2 650471	Ø 228 x 42 + HEB
1.7 TD	51	06/99→12/06					
<b>FIAT - STRADA Pick-up (278_) 01/09→</b>							
 <b>Radbremszylinder</b>							
1.3 D Multijet (278AYR1A)	70	10/10→	➔	01/11→		24.3220-1722.3 020458	Ø 20,64 GG
<b>Zubehörsatz, Bremsbacken</b>							
1.3 D Multijet (278AYR1A)	70	10/10→	➔	01/11→		03.0137-9261.2 669261	

	kw				!#		
<b>FIAT - STRADA Pick-up (278_) 01/09→</b>							
 <b>Bremstrommel</b>							
1.3 D Multijet (278AYR1A)	70	10/10→	➡	01/11→		24.0222-8018.1 480078	Ø 228,0 x 48 / 230
 <b>Bremsbackensatz</b>							
1.3 D Multijet (278AYR1A)	70	10/10→	➡	01/11→		03.0137-0415.2 650415	Ø 228 x 42 + HEB
<b>FIAT - TEMPRA (159_) 03/90→12/98</b>							
 <b>Radbremszylinder</b>							
1.4 i.e. (159.AA)	57	03/91→08/96	➡	→ 04/93; Schaltgetriebe; - ABS		24.3219-1102.3 020190	BDX Ø 19,05 GG
1.4 i.e. (159.AC, 159.AX)	51	04/90→08/96	➡	05/93→; - ABS		24.3222-1701.3 020376	Ø 22,2 GG
1.6 (159AS, 159AT)	51	04/90→07/96	➡	→ 04/93; Schaltgetriebe; - ABS		24.3219-1102.3 020190	BDX Ø 19,05 GG
1.6 i.e. (159.AJ)	63	06/94→08/96	➡	Vollautomatik; - ABS		24.3220-1116.3 020313	Ø 20,64 GG
1.6 i.e. (159.AJ)	66	06/94→08/96	➡	Schaltgetriebe; - ABS		24.3222-1701.3 020376	Ø 22,2 GG
1.6 i.e. (159.AS, 159.AT)	55	06/92→08/96	➡	→ 04/93; Schaltgetriebe; - ABS		24.3219-1102.3 020190	BDX Ø 19,05 GG
			➡	05/93→; Vollautomatik; - ABS		24.3220-1116.3 020313	Ø 20,64 GG
			➡	05/93→; Schaltgetriebe; - ABS		24.3222-1701.3 020376	Ø 22,2 GG
1.8 i.e. (159.AN)	77	03/92→08/96	➡	05/93→; - ABS		24.3220-1116.3 020313	Ø 20,64 GG
1.8 i.e. (159.AN)	81	03/90→08/96					
1.9 TD (159.AQ)	59	07/92→08/96					
1.9 TD (159.CU, 159.AU, 159.AI, 159.BI)	66	05/90→08/96					
1.8 i.e. (159.AV)	76	09/93→08/96	➡	- ABS		24.3220-1116.3 020313	Ø 20,64 GG
1.8 i.e. (159.AZ)	66	09/93→08/96					
1.8 i.e. (159.BY)	74	10/94→08/96					
1.9 D (159.AG)	48	07/91→08/96	➡	05/93→; - ABS		24.3222-1701.3 020376	Ø 22,2 GG
<b>Zubehörsatz, Bremsbacken</b>							
1.4 i.e. (159.AA)	57	03/91→08/96	➡	→ 04/93; Vollautomatik; - ABS		03.0137-9081.2 669081	
1.4 i.e. (159.AC, 159.AX)	51	04/90→08/96	➡	→ 04/93; Schaltgetriebe; - ABS		03.0137-9088.2 669088	BDX
			➡	05/93→; - ABS		03.0137-9088.2 669088	BDX
1.6 (159AS, 159AT)	51	04/90→07/96	➡	→ 04/93; Vollautomatik; - ABS		03.0137-9081.2 669081	
			➡	→ 04/93; Schaltgetriebe; - ABS		03.0137-9088.2 669088	BDX
1.6 i.e. (159.AJ)	63	06/94→08/96	➡	Vollautomatik; - ABS		03.0137-9081.2 669081	
1.6 i.e. (159.AJ)	66	06/94→08/96	➡	Schaltgetriebe; - ABS		03.0137-9088.2 669088	BDX
1.6 i.e. (159.AS, 159.AT)	55	06/92→08/96	➡	→ 04/93; Vollautomatik; - ABS		03.0137-9081.2 669081	
			➡	05/93→; Vollautomatik; - ABS		03.0137-9081.2 669081	
			➡	→ 04/93; Schaltgetriebe; - ABS		03.0137-9088.2 669088	BDX
			➡	05/93→; Schaltgetriebe; - ABS		03.0137-9088.2 669088	BDX
1.8 i.e. (159.AN)	77	03/92→08/96	➡	05/93→; - ABS		03.0137-9081.2 669081	
1.8 i.e. (159.AN)	81	03/90→08/96					
1.9 TD (159.AQ)	59	07/92→08/96					
1.9 TD (159.CU, 159.AU, 159.AI, 159.BI)	66	05/90→08/96					
1.8 i.e. (159.AV)	76	09/93→08/96	➡	- ABS		03.0137-9081.2 669081	
1.8 i.e. (159.AZ)	66	09/93→08/96					
1.8 i.e. (159.BY)	74	10/94→08/96					
1.9 D (159.AG)	48	07/91→08/96	➡	05/93→; - ABS		03.0137-9088.2 669088	BDX
 <b>Bremstrommel</b>							
1.4 i.e. (159.AA)	57	03/91→08/96	➡	→ 04/93; Schaltgetriebe; - ABS		24.0218-0011.1 480006	Ø 180,0 x 40 / 181,4
1.4 i.e. (159.AC, 159.AX)	51	04/90→08/96	➡	05/93→; - ABS		24.0218-0011.1 480006	Ø 180,0 x 40 / 181,4
			➡	→ 04/93; Vollautomatik; - ABS		24.0222-8018.1 480078	Ø 228,0 x 48 / 230
1.6 (159AS, 159AT)	51	04/90→07/96	➡	→ 04/93; Schaltgetriebe; - ABS		24.0218-0011.1 480006	Ø 180,0 x 40 / 181,4
			➡	→ 04/93; Vollautomatik; - ABS		24.0222-8018.1 480078	Ø 228,0 x 48 / 230
1.6 i.e. (159.AJ)	63	06/94→08/96	➡	Schaltgetriebe; - ABS		24.0218-0011.1 480006	Ø 180,0 x 40 / 181,4
1.6 i.e. (159.AJ)	66	06/94→08/96	➡	Vollautomatik; - ABS		24.0222-8018.1 480078	Ø 228,0 x 48 / 230
1.6 i.e. (159.AS, 159.AT)	55	06/92→08/96	➡	05/93→; Schaltgetriebe; - ABS		24.0218-0011.1 480006	Ø 180,0 x 40 / 181,4
			➡	→ 04/93; Schaltgetriebe; - ABS		24.0218-0011.1 480006	Ø 180,0 x 40 / 181,4
			➡	05/93→; Vollautomatik; - ABS		24.0222-8018.1 480078	Ø 228,0 x 48 / 230
			➡	→ 04/93; Vollautomatik; - ABS		24.0222-8018.1 480078	Ø 228,0 x 48 / 230
↓							













	kw				!#		
<b>FIAT - TEMPRA (159_) 03/90→12/98</b>							
<b>Bremstrommel</b>							
1.8 i.e. (159.AN)	77	03/92→08/96	➡	→ 04/93; - ABS		24.0222-8018.1 480078	Ø 228,0 x 48 / 230
1.8 i.e. (159.AN)	81	03/90→08/96	➡	05/93→; - ABS		24.0222-8018.1 480078	Ø 228,0 x 48 / 230
1.9 TD (159.AQ)	59	07/92→08/96					
1.9 TD (159.CU, 159.AU, 159.AI, 159.BI)	66	05/90→08/96					
1.8 i.e. (159.AV)	76	09/93→08/96	➡	- ABS		24.0222-8018.1 480078	Ø 228,0 x 48 / 230
1.8 i.e. (159.AZ)	66	09/93→08/96	➡				
1.8 i.e. (159.BY)	74	10/94→08/96					
1.9 D (159.AG)	48	07/91→08/96	➡	05/93→; - ABS		24.0218-0011.1 480006	Ø 180,0 x 40 / 181,4
<b>Bremsbackensatz</b>							
1.4 i.e. (159.AA)	57	03/91→08/96	➡	→ 04/93; Schaltgetriebe; - ABS		03.0137-0207.2 650207	BDX Ø 180 x 32 + HEB
1.4 i.e. (159.AC, 159.AX)	51	04/90→08/96	➡	05/93→; - ABS		03.0137-0207.2 650207	BDX Ø 180 x 32 + HEB
			➡	→ 04/93; Vollautomatik; - ABS		03.0420-4322.3 684322	BDX Ø 180 x 32 Ø 22,2 + RZ / + Zub Kit
			➡	→ 04/93; Vollautomatik; - ABS		03.0137-0208.2 650208	Ø 228 x 42 + HEB
1.6 (159.AS, 159.AT)	51	04/90→07/96	➡	→ 04/93; Schaltgetriebe; - ABS		03.0137-0207.2 650207	BDX Ø 180 x 32 + HEB
			➡	→ 04/93; Vollautomatik; - ABS		03.0137-0208.2 650208	Ø 228 x 42 + HEB
1.6 i.e. (159.AJ)	63	06/94→08/96	➡	Schaltgetriebe; - ABS		03.0137-0207.2 650207	BDX Ø 180 x 32 + HEB
1.6 i.e. (159.AJ)	66	06/94→08/96	➡			03.0420-4322.3 684322	BDX Ø 180 x 32 Ø 22,2 + RZ / + Zub Kit
			➡	Vollautomatik; - ABS		03.0137-0208.2 650208	Ø 228 x 42 + HEB
			➡			03.0420-4520.3 684520	Ø 228 x 42 Ø 20,64 + RZ / + Zub Kit
1.6 i.e. (159.AS, 159.AT)	55	06/92→08/96	➡	→ 04/93; Schaltgetriebe; - ABS		03.0137-0207.2 650207	BDX Ø 180 x 32 + HEB
			➡	05/93→; Schaltgetriebe; - ABS		03.0137-0207.2 650207	BDX Ø 180 x 32 + HEB
			➡			03.0420-4322.3 684322	BDX Ø 180 x 32 Ø 22,2 + RZ / + Zub Kit
			➡	05/93→; Vollautomatik; - ABS		03.0137-0208.2 650208	Ø 228 x 42 + HEB
			➡			03.0420-4520.3 684520	Ø 228 x 42 Ø 20,64 + RZ / + Zub Kit
			➡	→ 04/93; Vollautomatik; - ABS		03.0137-0208.2 650208	Ø 228 x 42 + HEB
1.8 i.e. (159.AN)	77	03/92→08/96	➡	05/93→; - ABS		03.0137-0208.2 650208	Ø 228 x 42 + HEB
1.8 i.e. (159.AN)	81	03/90→08/96	➡			03.0420-4520.3 684520	Ø 228 x 42 Ø 20,64 + RZ / + Zub Kit
1.9 TD (159.AQ)	59	07/92→08/96					
1.9 TD (159.CU, 159.AU, 159.AI, 159.BI)	66	05/90→08/96					
			➡	→ 04/93; - ABS		03.0137-0208.2 650208	Ø 228 x 42 + HEB
1.8 i.e. (159.AV)	76	09/93→08/96	➡	- ABS		03.0137-0208.2 650208	Ø 228 x 42 + HEB
1.8 i.e. (159.AZ)	66	09/93→08/96	➡			03.0420-4520.3 684520	Ø 228 x 42 Ø 20,64 + RZ / + Zub Kit
1.8 i.e. (159.BY)	74	10/94→08/96					
1.9 D (159.AG)	48	07/91→08/96	➡	05/93→; - ABS		03.0137-0207.2 650207	BDX Ø 180 x 32 + HEB
						03.0420-4322.3 684322	BDX Ø 180 x 32 Ø 22,2 + RZ / + Zub Kit
<b>Seilzug, Feststellbremse</b>							
1.4 i.e. (159.AA)	57	03/91→08/96	➡	☐; 05/93→; + ABS; Scheibenbremse		24.3727-0006.2 580006	L= 1.460
1.4 i.e. (159.AC, 159.AX)	51	04/90→08/96	➡	☐; → 04/93; + ABS; Scheibenbremse		24.3727-0006.2 580006	L= 1.460
			➡	☐; 05/93→; - ABS; Trommelbremse		24.3727-0510.2 580510	L= 1.375
			➡	☐; → 04/93; Schaltgetriebe; - ABS; Trommelbremse		24.3727-0510.2 580510	L= 1.375
			➡	☐; 05/93→; - ABS; Trommelbremse		24.3727-0511.2 580511	L= 1.415
			➡	☐; → 04/93; Schaltgetriebe; - ABS; Trommelbremse		24.3727-0511.2 580511	L= 1.415
			➡	☐; 05/93→; + ABS; Scheibenbremse		24.3727-0521.2 580521	L= 1.517
			➡	☐; → 04/93; + ABS; Scheibenbremse		24.3727-0521.2 580521	L= 1.517
1.6 (159.AS, 159.AT)	51	04/90→07/96	➡	☐; → 04/93; Schaltgetriebe; - ABS; Trommelbremse		24.3727-0510.2 580510	L= 1.375
			➡	☐; → 04/93; Schaltgetriebe; - ABS; Trommelbremse		24.3727-0511.2 580511	L= 1.415
1.6 i.e. (159.AJ)	63	06/94→08/96	➡	☐; + ABS; Scheibenbremse		24.3727-0006.2 580006	L= 1.460
1.6 i.e. (159.AJ)	66	06/94→08/96	➡	☐; Schaltgetriebe; - ABS; Trommelbremse		24.3727-0510.2 580510	L= 1.375
			➡	☐; Schaltgetriebe; - ABS; Trommelbremse		24.3727-0511.2 580511	L= 1.415
			➡	☐; + ABS; Scheibenbremse		24.3727-0521.2 580521	L= 1.517
1.6 i.e. (159.AS, 159.AT)	55	06/92→08/96	➡	☐; 05/93→; + ABS; Scheibenbremse		24.3727-0006.2 580006	L= 1.460

	kw				!#		
<b>FIAT - TEMPRA (159_) 03/90→12/98</b>							
<b>Seilzug, Feststellbremse</b>							
1.6 i.e. (159.AS, 159.AT)	55	06/92→08/96	➡	☐; → 04/93; + ABS; Scheibenbremse		24.3727-0006.2 580006	L= 1.460
			➡	☐; 05/93→; Schaltgetriebe; - ABS; Trommelbremse		24.3727-0510.2 580510	L= 1.375
			➡	☐; → 04/93; Schaltgetriebe; - ABS; Trommelbremse		24.3727-0510.2 580510	L= 1.375
			➡	☐; 05/93→; Schaltgetriebe; - ABS; Trommelbremse		24.3727-0511.2 580511	L= 1.415
			➡	☐; → 04/93; Schaltgetriebe; - ABS; Trommelbremse		24.3727-0511.2 580511	L= 1.415
			➡	☐; 05/93→; + ABS; Scheibenbremse		24.3727-0521.2 580521	L= 1.517
			➡	☐; → 04/93; + ABS; Scheibenbremse		24.3727-0521.2 580521	L= 1.517
1.8 i.e. (159.AN)	77	03/92→08/96	➡	☐; 05/93→; + ABS; Scheibenbremse		24.3727-0006.2 580006	L= 1.460
1.8 i.e. (159.AN)	81	03/90→08/96	➡	☐; → 04/93; + ABS; Scheibenbremse		24.3727-0006.2 580006	L= 1.460
1.9 TD (159.AQ)	59	07/92→08/96	➡	☐; → 04/93; + ABS; Scheibenbremse		24.3727-0006.2 580006	L= 1.460
1.9 TD (159.CU, 159.AU, 159.AI, 159.BI)	66	05/90→08/96	➡	☐; 05/93→; + ABS; Scheibenbremse		24.3727-0521.2 580521	L= 1.517
			➡	☐; → 04/93; + ABS; Scheibenbremse		24.3727-0521.2 580521	L= 1.517
1.8 i.e. (159.AV)	76	09/93→08/96	➡	☐; + ABS; Scheibenbremse		24.3727-0006.2 580006	L= 1.460
1.8 i.e. (159.AZ)	66	09/93→08/96	➡	☐; + ABS; Scheibenbremse		24.3727-0521.2 580521	L= 1.517
1.8 i.e. (159.BY)	74	10/94→08/96	➡	☐; + ABS; Scheibenbremse		24.3727-0521.2 580521	L= 1.517
1.9 D (159.AG)	48	07/91→08/96	➡	☐; 05/93→; + ABS; Scheibenbremse		24.3727-0006.2 580006	L= 1.460
			➡	☐; 05/93→; + ABS; Scheibenbremse		24.3727-0521.2 580521	L= 1.517
2.0	81	05/94→12/98	➡	☐; → 09/96; Scheibenbremse		24.3727-0006.2 580006	L= 1.460
			➡	☐; → 09/96; Scheibenbremse		24.3727-0521.2 580521	L= 1.517
2.0 i.e. (159.AP)	83	10/90→08/96	➡	☐; → 04/93; Scheibenbremse		24.3727-0006.2 580006	L= 1.460
			➡	☐; 05/93→; Scheibenbremse		24.3727-0006.2 580006	L= 1.460
			➡	☐; 05/93→; Scheibenbremse		24.3727-0521.2 580521	L= 1.517
			➡	☐; → 04/93; Scheibenbremse		24.3727-0521.2 580521	L= 1.517
<b>FIAT - TEMPRA S.W. (159_) 03/90→10/97</b>							
<b>Radbremsszylinder</b>							
1.4 i.e. (159.AC, 159.AX)	51	10/92→08/96	➡	05/93→; - ABS		24.3222-1701.3 020376	Ø 22,2 GG
1.4 i.e. (159.AC)	57	03/91→08/96	➡				
1.9 D (159.AG)	48	07/91→08/96	➡				
1.6 i.e. (159.AE)	57	10/90→08/96	➡	05/93→; Vollautomatik; - ABS		24.3220-1116.3 020313	Ø 20,64 GG
1.6 i.e. (159.AS, 159.AT)	55	10/92→08/96	➡	05/93→; Schaltgetriebe; - ABS		24.3222-1701.3 020376	Ø 22,2 GG
1.6 i.e. (159.AJ)	66	06/94→08/96	➡	Vollautomatik; - ABS		24.3220-1116.3 020313	Ø 20,64 GG
			➡	Schaltgetriebe; - ABS		24.3222-1701.3 020376	Ø 22,2 GG
1.8 i.e. (159.AN)	81	03/90→08/96	➡	05/93→; - ABS		24.3220-1116.3 020313	Ø 20,64 GG
1.8 i.e. (159.AV)	76	09/93→08/96	➡	- ABS		24.3220-1116.3 020313	Ø 20,64 GG
1.8 i.e. (159.AZ)	66	09/93→08/96	➡				
1.8 i.e. (159.BY)	74	10/94→08/96	➡				
<b>Zubehörsatz, Bremsbacken</b>							
1.4 i.e. (159.AC, 159.AX)	51	10/92→08/96	➡	05/93→; - ABS		03.0137-9081.2 669081	
1.4 i.e. (159.AC)	57	03/91→08/96	➡				
1.6 i.e. (159.AE)	57	10/90→08/96	➡	→ 04/93; - ABS		03.0137-9081.2 669081	
1.6 i.e. (159.AS, 159.AT)	55	10/92→08/96	➡				
1.8 i.e. (159.AN)	81	03/90→08/96	➡				
1.9 D (159.AG)	48	07/91→08/96	➡				
1.6 i.e. (159.AJ)	66	06/94→08/96	➡	- ABS		03.0137-9081.2 669081	
1.8 i.e. (159.AV)	76	09/93→08/96	➡				
1.8 i.e. (159.AZ)	66	09/93→08/96	➡				
1.8 i.e. (159.BY)	74	10/94→08/96	➡				
<b>Bremstrommel</b>							
1.4 i.e. (159.AC, 159.AX)	51	10/92→08/96	➡	05/93→; - ABS		24.0222-8018.1 480078	Ø 228,0 x 48 / 230
1.4 i.e. (159.AC)	57	03/91→08/96	➡				
1.6 i.e. (159.AE)	57	10/90→08/96	➡	→ 04/93; - ABS		24.0222-8018.1 480078	Ø 228,0 x 48 / 230
1.6 i.e. (159.AS, 159.AT)	55	10/92→08/96	➡				
1.8 i.e. (159.AN)	81	03/90→08/96	➡				
1.9 D (159.AG)	48	07/91→08/96	➡				
1.6 i.e. (159.AJ)	66	06/94→08/96	➡	- ABS		24.0222-8018.1 480078	Ø 228,0 x 48 / 230
1.8 i.e. (159.AV)	76	09/93→08/96	➡				
1.8 i.e. (159.AZ)	66	09/93→08/96	➡				
1.8 i.e. (159.BY)	74	10/94→08/96	➡				
<b>Bremsbackensatz</b>							
1.4 i.e. (159.AC, 159.AX)	51	10/92→08/96	➡	05/93→; - ABS		03.0137-0208.2 650208	Ø 228 x 42 + HEB
↓							




















	kw				!#		
<b>FIAT - TEMPRA S.W. (159_) 03/90→10/97</b>							
<b> Bremsbackensatz</b>							
1.4 i.e. (159.AC)	57	03/91→08/96	➔	→ 04/93; - ABS		03.0137-0208.2 650208	Ø 228 x 42 + HEB
1.6 i.e. (159.AE)	57	10/90→08/96					
1.6 i.e. (159.AS, 159.AT)	55	10/92→08/96					
1.9 D (159.AG)	48	07/91→08/96					
1.6 i.e. (159.AJ)	66	06/94→08/96	➔	- ABS		03.0137-0208.2 650208	Ø 228 x 42 + HEB
1.8 i.e. (159.AN)	81	03/90→08/96	➔	05/93→; - ABS		03.0137-0208.2 650208	Ø 228 x 42 + HEB
			➔	→ 04/93; - ABS		03.0420-4520.3 684520	Ø 228 x 42 Ø 20,64 + RZ / + Zub Kit
1.8 i.e. (159.AV)	76	09/93→08/96	➔	- ABS		03.0137-0208.2 650208	Ø 228 x 42 + HEB
1.8 i.e. (159.AZ)	66	09/93→08/96					
1.8 i.e. (159.BY)	74	10/94→08/96				03.0420-4520.3 684520	Ø 228 x 42 Ø 20,64 + RZ / + Zub Kit
<b> Seilzug, Feststellbremse</b>							
1.4 i.e. (159.AC, 159.AX)	51	10/92→08/96	➔	☐; → 04/93; + ABS; Scheibenbremse		24.3727-0006.2 580006	L= 1.460
1.4 i.e. (159.AC)	57	03/91→08/96					
1.6 i.e. (159.AE)	57	10/90→08/96	➔	☐; 05/93→; + ABS; Scheibenbremse		24.3727-0006.2 580006	L= 1.460
1.6 i.e. (159.AS, 159.AT)	55	10/92→08/96					
1.8 i.e. (159.AN)	81	03/90→08/96	➔	☐; → 04/93; + ABS; Scheibenbremse		24.3727-0521.2 580521	L= 1.517
1.9 D (159.AG)	48	07/91→08/96					
1.6 i.e. (159.AJ)	66	06/94→08/96	➔	☐; + ABS; Scheibenbremse		24.3727-0006.2 580006	L= 1.460
1.8 i.e. (159.AV)	76	09/93→08/96					
1.8 i.e. (159.AZ)	66	09/93→08/96	➔	☐; + ABS; Scheibenbremse		24.3727-0521.2 580521	L= 1.517
1.8 i.e. (159.BY)	74	10/94→08/96					
<b>FIAT - TIPO Kombi (357_) 03/16→</b>							
<b>Zubehörsatz, Bremsbacken</b>							
1.3 D	70	03/16→	➔			03.0137-9309.2 669309	AP
1.4	70	03/16→					
1.4	88	03/16→					
1.4 LPG	88	05/16→					
1.6	81	07/16→					
1.6 D	84	09/16→					
1.6 D	88	03/16→					
<b> Bremsbackensatz</b>							
1.3 D	70	03/16→	➔			03.0137-0526.2 650526	AP Ø 229 x 43 + HEB
1.4	70	03/16→					
1.4	88	03/16→					
1.4 LPG	88	05/16→					
1.6	81	07/16→					
1.6 D	84	09/16→					
1.6 D	88	03/16→					
<b> Seilzug, Feststellbremse</b>							
1.3 D	70	03/16→	➔	☒; Kasten/Kombi; Scheiben/Trommel	2	24.3727-0583.2 580583	L= 1.856
1.4	70	03/16→	➔	☒; Scheiben/Trommel	2	24.3727-0585.2 580585	L= 1.738
1.4	88	03/16→					
1.4 LPG	88	05/16→	➔	☒; Kasten/Kombi; Scheiben/Trommel	2	24.3727-0583.2 580583	L= 1.856
1.6 D	84	09/16→					
1.6 D	88	03/16→					
1.6	81	07/16→	➔	☒; Kasten/Kombi; Scheiben/Trommel	2	24.3727-0583.2 580583	L= 1.856
			➔	☒; Scheiben/Trommel	2	24.3727-0584.2 580584	L= 1.737
<b>FIAT - TIPO Schrägheck (357_) 03/16→</b>							
<b>Zubehörsatz, Bremsbacken</b>							
1.3 D	70	03/16→	➔			03.0137-9309.2 669309	AP
1.4	70	03/16→					
1.4	88	03/16→					
1.4 LPG	88	05/16→					
1.6	81	07/16→					
1.6 D	84	09/16→					
1.6 D	88	03/16→					
<b> Bremsbackensatz</b>							
1.3 D	70	03/16→	➔			03.0137-0526.2 650526	AP Ø 229 x 43 + HEB
1.4	70	03/16→					
1.4	88	03/16→					
1.4 LPG	88	05/16→					
1.6	81	07/16→					
1.6 D	84	09/16→					
1.6 D	88	03/16→					




























	kw				!#		
<b>FIAT - TIPO Schrägheck (357_) 03/16→</b>							
 <b>Seilzug, Feststellbremse</b>							
1.3 D 1.4	70 70	03/16→ 03/16→	→ →	☒; Kasten/Kombi; Scheiben/Trommel ☒; Scheiben/Trommel	2 2	24.3727-0583.2 580583 24.3727-0585.2 580585	L= 1.856 L= 1.738
1.4 1.4 LPG 1.6 D 1.6 D	88 88 84 88	03/16→ 05/16→ 09/16→ 03/16→	→ → → →	☒; Kasten/Kombi; Scheiben/Trommel	2	24.3727-0583.2 580583	L= 1.856
1.6	81	07/16→	→ →	☒; Kasten/Kombi; Scheiben/Trommel ☒; Scheiben/Trommel	2 2	24.3727-0583.2 580583 24.3727-0584.2 580584	L= 1.856 L= 1.737
<b>FIAT - TIPO Stufenheck (356_) 10/15→</b>							
<b>Zubehörsatz, Bremsbacken</b>							
1.3 D 1.4 1.4 LPG 1.6 1.6 D 1.6 D	70 70 88 81 84 88	10/15→ 10/15→ 05/16→ 10/15→ 09/16→ 10/15→	→ → → → → →			03.0137-9309.2 669309	AP
 <b>Bremsbackensatz</b>							
1.3 D 1.4 1.4 LPG 1.6 1.6 D 1.6 D	70 70 88 81 84 88	10/15→ 10/15→ 05/16→ 10/15→ 09/16→ 10/15→	→ → → → → →			03.0137-0526.2 650526	AP Ø 229 x 43 + HEB
 <b>Seilzug, Feststellbremse</b>							
1.3 D 1.4	70 70	10/15→ 10/15→	→ →	☒; Kasten/Kombi; Scheiben/Trommel ☒; Scheiben/Trommel	2 2	24.3727-0583.2 580583 24.3727-0585.2 580585	L= 1.856 L= 1.738
1.4 LPG 1.6 D 1.6 D	88 84 88	05/16→ 09/16→ 10/15→	→ → →	☒; Kasten/Kombi; Scheiben/Trommel	2	24.3727-0583.2 580583	L= 1.856
1.6	81	10/15→	→ →	☒; Kasten/Kombi; Scheiben/Trommel ☒; Scheiben/Trommel	2 2	24.3727-0583.2 580583 24.3727-0584.2 580584	L= 1.856 L= 1.737
<b>FIAT - ULYSSE (179_) 08/02→06/11</b>							
 <b>Seilzug, Feststellbremse</b>							
2.0 2.2 JTD 3.0	100 120 150	08/02→06/11 03/08→06/11 08/02→06/11	→ → →	☐; → 01/11; Scheibenbremse ☐; → 01/11; Scheibenbremse		24.3727-0847.2 580847 24.3727-0848.2 580848	L= 1.068 L= 2.360
2.0 D Multijet 2.0 D Multijet 2.2 D Multijet	88 100 125	05/06→06/11 05/06→06/11 03/08→06/11	→ → →	☒; → 01/11; Scheibenbremse	2	24.3727-0569.2 580569	L= 1.255
2.0 JTD 2.0 JTD 2.2 JTD	79 80 94	05/03→08/06 08/02→08/06 08/02→08/06	→ → →	☐; Scheibenbremse ☐; Scheibenbremse		24.3727-0847.2 580847 24.3727-0848.2 580848	L= 1.068 L= 2.360
<b>FIAT - ULYSSE (220_) 06/94→08/02</b>							
 <b>Radbremszylinder</b>							
1.8 (220.BB5) 1.9 TD (220AH5) 2.0 (220.AC5) 2.0 JTD	73 66 89 80	05/97→08/02 02/95→08/02 06/94→08/02 10/99→08/02	→ → → →	→ 07/02; - ABS		24.3219-1704.3 020374	Ø 19,05 GG
1.9 TD	68	05/97→12/99	→	- ABS		24.3219-1704.3 020374	Ø 19,05 GG
2.0 JTD 16V	80	05/99→08/02	→	10/99→ 07/02; - ABS		24.3219-1704.3 020374	Ø 19,05 GG
2.1 TD	80	03/96→10/99	→	06/96→; - ABS		24.3219-1704.3 020374	Ø 19,05 GG
<b>Zubehörsatz, Bremsbacken</b>							
1.8 (220.BB5) 1.9 TD (220AH5) 2.0 (220.AC5) 2.0 JTD	73 66 89 80	05/97→08/02 02/95→08/02 06/94→08/02 10/99→08/02	→ → → →	→ 07/02; - ABS		03.0137-9208.2 669208	
1.9 TD	68	05/97→12/99	→	- ABS		03.0137-9208.2 669208	
2.0 JTD 16V	80	05/99→08/02	→	10/99→ 07/02; - ABS		03.0137-9208.2 669208	
2.1 TD	80	03/96→10/99	→	06/99→; - ABS		03.0137-9208.2 669208	
 <b>Bremstrommel</b>							
1.8 (220.BB5) 1.9 TD (220AH5) ↓	73 66	05/97→08/02 02/95→08/02	→ →	→ 07/02; - ABS		24.0225-5003.1 480066	Ø 255,0 x 67 / 256




























	kw				!#		
<b>FIAT - ULYSSE (220_) 06/94 → 08/02</b>							
<b>Bremstrommel</b>							
2.0 (220.AC5) 2.0 JTD	89 80	06/94 → 08/02 10/99 → 08/02	➡	→ 07/02; - ABS		24.0225-5003.1 480066	Ø 255,0 x 67 / 256
1.9 TD	68	05/97 → 12/99	➡	- ABS		24.0225-5003.1 480066	Ø 255,0 x 67 / 256
2.0 JTD 16V	80	05/99 → 08/02	➡	10/99 → 07/02; - ABS		24.0225-5003.1 480066	Ø 255,0 x 67 / 256
2.1 TD	80	03/96 → 10/99	➡	06/96 →; - ABS		24.0225-5003.1 480066	Ø 255,0 x 67 / 256
<b>Bremsbackensatz</b>							
1.8 (220.BB5) 1.9 TD (220AH5) 2.0 (220.AC5) 2.0 JTD	73 66 89 80	05/97 → 08/02 02/95 → 08/02 06/94 → 08/02 10/99 → 08/02	➡	→ 07/02; - ABS		03.0137-0314.2 650314 03.0520-2619.3 692619	Ø 255 x 61 BDX Ø 255 x 61 Ø 19,05 + RZ / + Zub TopKit
1.9 TD	68	05/97 → 12/99	➡	- ABS		03.0137-0314.2 650314 03.0520-2619.3 692619	Ø 255 x 61 BDX Ø 255 x 61 Ø 19,05 + RZ / + Zub TopKit
2.0 JTD 16V	80	05/99 → 08/02	➡	10/99 → 07/02; - ABS		03.0137-0314.2 650314 03.0520-2619.3 692619	Ø 255 x 61 BDX Ø 255 x 61 Ø 19,05 + RZ / + Zub TopKit
2.1 TD	80	03/96 → 10/99	➡	06/96 →; - ABS		03.0137-0314.2 650314 03.0520-2619.3 692619	Ø 255 x 61 BDX Ø 255 x 61 Ø 19,05 + RZ / + Zub TopKit
<b>Bremsbackensatz, Feststellbremse</b>							
1.8 (220.BB5) 1.9 TD (220AH5) 2.0 (220.AC5) 2.0 16V 2.0 JTD 2.0 Turbo (220.AD5)	73 66 89 100 80 108	05/97 → 08/02 02/95 → 08/02 06/94 → 08/02 09/00 → 08/02 10/99 → 08/02 06/94 → 08/02		→ 07/02		03.0137-4018.2 654018	Ø 180 x 30 + Zub
1.9 TD 2.0 16V	68 97	05/97 → 12/99 05/98 → 09/00				03.0137-4018.2 654018	Ø 180 x 30 + Zub
2.0 JTD 16V	80	05/99 → 08/02		10/99 → 07/02		03.0137-4018.2 654018	Ø 180 x 30 + Zub
2.1 TD	80	03/96 → 10/99		06/96 →		03.0137-4018.2 654018	Ø 180 x 30 + Zub
<b>Zubehörsatz, Feststellbremsbacken</b>							
1.8 (220.BB5) 1.9 TD (220AH5) 2.0 (220.AC5) 2.0 16V 2.0 JTD 2.0 Turbo (220.AD5)	73 66 89 100 80 108	05/97 → 08/02 02/95 → 08/02 06/94 → 08/02 09/00 → 08/02 10/99 → 08/02 06/94 → 08/02		→ 07/02		03.0137-9249.2 669249	
1.9 TD 2.0 16V	68 97	05/97 → 12/99 05/98 → 09/00				03.0137-9249.2 669249	
2.0 JTD 16V	80	05/99 → 08/02		10/99 → 07/02		03.0137-9249.2 669249	
2.1 TD	80	03/96 → 10/99		06/96 →		03.0137-9249.2 669249	
<b>Reparaturatz, Automatische Nachstellung</b>							
1.8 (220.BB5) 1.9 TD (220AH5) 2.0 (220.AC5) 2.0 16V 2.0 JTD 2.0 Turbo (220.AD5)	73 66 89 100 80 108	05/97 → 08/02 02/95 → 08/02 06/94 → 08/02 09/00 → 08/02 10/99 → 08/02 06/94 → 08/02		→ 07/02		03.0137-9700.2 669700 03.0137-9702.2 669702	
1.9 TD 2.0 16V	68 97	05/97 → 12/99 05/98 → 09/00				03.0137-9700.2 669700 03.0137-9702.2 669702	
2.0 JTD 16V	80	05/99 → 08/02		10/99 → 07/02		03.0137-9700.2 669700 03.0137-9702.2 669702	
2.1 TD	80	03/96 → 10/99		06/96 →		03.0137-9700.2 669700 03.0137-9702.2 669702	
<b>Seilzug, Feststellbremse</b>							
1.8 (220.BB5) 2.0 (220.AC5)	73 89	05/97 → 08/02 06/94 → 08/02	⬅	⬆; → 07/02; Scheiben/Trommel	1	24.3727-0336.2 580336	L= 500
			➡	⬆; → 07/02; Scheiben/Trommel		24.3727-0531.2 580531	L= 2.286
			➡	⬆; → 07/02; Scheiben/Trommel		24.3727-0532.2 580532	L= 1.063
1.9 TD 2.0 16V	68 97	05/97 → 12/99 05/98 → 09/00	⬅	⬆; Scheiben/Trommel	1	24.3727-0336.2 580336	L= 500
			➡	⬆; Scheiben/Trommel		24.3727-0529.2 580529	L= 2.205
			➡	⬆; Scheiben/Trommel		24.3727-0530.2 580530	L= 1.255
1.9 TD (220AH5) 2.0 16V 2.0 JTD	66 100 80	02/95 → 08/02 09/00 → 08/02 10/99 → 08/02	⬅	⬆; → 07/02; Scheiben/Trommel	1	24.3727-0336.2 580336	L= 500
			➡	⬆; → 07/02; Scheiben/Trommel		24.3727-0529.2 580529	L= 2.205
			↓				

	kw			!#		
<b>FIAT - ULYSSE (220_) 06/94→08/02</b>						
 <b>Seilzug, Feststellbremse</b>						
2.0 Turbo (220.AD5)	108	06/94→08/02	➡	☐; → 07/02; Scheiben/Trommel	24.3727-0530.2 580530	L= 1.255
2.0 JTD 16V	80	05/99→08/02	⬅	⬆; 10/99→ 07/02; Scheiben/Trommel	1 24.3727-0336.2 580336	L= 500
			➡	⬆; 10/99→ 07/02; Scheiben/Trommel	24.3727-0529.2 580529	L= 2.205
			➡	☐; 10/99→ 07/02; Scheiben/Trommel	24.3727-0530.2 580530	L= 1.255
2.1 TD	80	03/96→10/99	⬅	⬆; 06/96→; Scheiben/Trommel	1 24.3727-0336.2 580336	L= 500
			➡	⬆; 06/96→; Scheiben/Trommel	24.3727-0529.2 580529	L= 2.205
			➡	☐; 06/96→; Scheiben/Trommel	24.3727-0530.2 580530	L= 1.255
<b>FIAT - UNO (146_) 01/83→06/06</b>						
 <b>Radbremszylinder</b>						
1.0 1.7 D	42 43	05/93→06/01 11/94→08/00	➡	→ 06/95	24.3219-0803.3 020183	Ø 19,05 GG
1.1 70 i.e. 1.4 70 S 1.4	41 51 52	04/86→06/06 09/89→07/96 10/88→06/06	➡	10/89→ 06/95	24.3219-0803.3 020183	Ø 19,05 GG
<b>Zubehörsatz, Bremsbacken</b>						
1.0 1.7 D	42 43	05/93→06/01 11/94→08/00	➡	→ 06/95	03.0137-9021.2 669021	Fiat
1.1 70 i.e. 1.4 70 S 1.4	41 51 52	04/86→06/06 09/89→07/96 10/88→06/06	➡	10/89→ 06/95	03.0137-9021.2 669021	Fiat
 <b>Bremstrommel</b>						
1.0 1.7 D	42 43	05/93→06/01 11/94→08/00	➡	→ 06/95	24.0218-5001.1 480012	Ø 185,0 x 37 / 186,8
1.1 70 i.e. 1.4 70 S 1.4	41 51 52	04/86→06/06 09/89→07/96 10/88→06/06	➡	10/89→ 06/95	24.0218-5001.1 480012	Ø 185,0 x 37 / 186,8
 <b>Bremsbackensatz</b>						
1.0 1.7 D	42 43	05/93→06/01 11/94→08/00	➡	→ 06/95	03.0137-0015.2 650015 03.0137-0273.2 650273 03.0420-0319.3 680319	Fiat Ø 185 x 31 AP Ø 185 x 31 Fiat Ø 185 x 31 Ø 19,05 + RZ / + Zub Kit
1.1 70 i.e. 1.4 70 S 1.4	41 51 52	04/86→06/06 09/89→07/96 10/88→06/06	➡	10/89→ 06/95	03.0137-0015.2 650015 03.0137-0273.2 650273 03.0420-0319.3 680319	Fiat Ø 185 x 31 AP Ø 185 x 31 Fiat Ø 185 x 31 Ø 19,05 + RZ / + Zub Kit
 <b>Seilzug, Feststellbremse</b>						
1.0 1.7 D	42 43	05/93→06/01 11/94→08/00	➡	☐; → 7767870; Trommelbremse	24.3727-0507.2 580507	L= 521
			➡	⬆; → 7767870; Trommelbremse	24.3727-0508.2 580508	L= 2.018
			➡	☐; → 06/95; 7767871→; Trommelbremse	24.3727-0509.2 580509	L= 523
			➡	⬆; → 06/95; 7767871→; Trommelbremse	24.3727-0518.2 580518	L= 2.016
1.0 iE	34	05/98→08/00	➡	☐; → 7767870; Trommelbremse	24.3727-0507.2 580507	L= 521
1.1 70 i.e. 1.4 70 S 1.4	41 51 52	04/86→06/06 09/89→07/96 10/88→06/06	➡	⬆; → 7767870; Trommelbremse	24.3727-0507.2 580507	L= 521
			➡	⬆; → 7767870; Trommelbremse	24.3727-0508.2 580508	L= 2.018
			➡	☐; → 06/95; 7767871→; Trommelbremse	24.3727-0509.2 580509	L= 523
			➡	⬆; → 06/95; 7767871→; Trommelbremse	24.3727-0518.2 580518	L= 2.016
<b>FIAT - UNO Kasten (146_) 02/88→07/96</b>						
 <b>Radbremszylinder</b>						
45 0.9	33	02/88→07/96	➡	10/89→ 06/95	24.3219-0803.3 020183	Ø 19,05 GG
<b>Zubehörsatz, Bremsbacken</b>						
45 0.9 ↓	33	02/88→07/96	➡	10/89→ 06/95	03.0137-9021.2 669021	Fiat










	kw				!#		
<b>FIAT - UNO Kasten (146_) 02/88→07/96</b>							
 <b>Bremstrommel</b>							
45 0.9	33	02/88→07/96	➔	10/89→ 06/95		24.0218-5001.1 480012	Ø 185,0 x 37 / 186,8
 <b>Bremsbackensatz</b>							
45 0.9	33	02/88→07/96	➔	10/89→ 06/95		03.0137-0015.2 650015 03.0137-0273.2 650273 03.0420-0319.3 680319	Fiat Ø 185 x 31 AP Ø 185 x 31 + RZ / + Zub Kit
 <b>Seilzug, Feststellbremse</b>							
45 0.9	33	02/88→07/96	➔	☐; 10/89→; → 7767870; Trommelbremse		24.3727-0507.2 580507	L= 521
			➔	☐; 10/89→; → 7767870; Trommelbremse		24.3727-0508.2 580508	L= 2.018
			➔	☐; 7767871→; → 06/95; Trommelbremse		24.3727-0509.2 580509	L= 523
			➔	☐; 7767871→; → 06/95; Trommelbremse		24.3727-0518.2 580518	L= 2.016
<b>FORD - B-MAX (JK) 10/12→</b>							
 <b>Radbremszylinder</b>							
1.0 EcoBoost	74	10/12→	➔			24.3220-1750.3 020595	Ø 20,64 ALU
1.0 EcoBoost	88	10/12→					
1.0 EcoBoost	92	10/12→					
1.0 EcoBoost	103	02/16→					
1.4	66	10/12→					
1.4 LPG	64	08/13→					
1.4 LPG	66	08/13→					
1.5 TDCi	55	10/12→					
1.5 TDCi	70	04/15→					
1.6 TDCi	70	10/12→					
1.6 Ti	77	10/12→					
<b>Zubehörsatz, Bremsbacken</b>							
1.0 EcoBoost	74	10/12→	➔			03.0137-9313.2 669313	
1.0 EcoBoost	88	10/12→					
1.0 EcoBoost	92	10/12→					
1.0 EcoBoost	103	02/16→					
1.4	66	10/12→					
1.4 LPG	64	08/13→					
1.4 LPG	66	08/13→					
1.5 TDCi	55	10/12→					
1.5 TDCi	70	04/15→					
1.6 TDCi	70	10/12→					
1.6 Ti	77	10/12→					
 <b>Bremsbackensatz</b>							
1.0 EcoBoost	74	10/12→	➔			03.0137-0512.2 650512	Ø 228 x 42 + HEB
1.0 EcoBoost	88	10/12→					
1.0 EcoBoost	92	10/12→					
1.0 EcoBoost	103	02/16→					
1.4	66	10/12→					
1.4 LPG	64	08/13→					
1.4 LPG	66	08/13→					
1.5 TDCi	55	10/12→					
1.5 TDCi	70	04/15→					
1.6 TDCi	70	10/12→					
1.6 Ti	77	10/12→					
 <b>Seilzug, Feststellbremse</b>							
1.0 EcoBoost	74	10/12→	←	☐; 06/13→	1	24.3727-0679.2 580679	L= 408
1.0 EcoBoost	88	10/12→	←	☐; → 05/13	1	24.3727-0679.2 580679	L= 408
1.0 EcoBoost	92	10/12→					
1.4	66	10/12→					
1.5 TDCi	55	10/12→					
1.6 TDCi	70	10/12→					
1.6 Ti	77	10/12→					
1.0 EcoBoost	103	02/16→	←	☐	1	24.3727-0679.2 580679	L= 408
1.4 LPG	64	08/13→					
1.4 LPG	66	08/13→					
1.5 TDCi	70	04/15→					
<b>FORD - B-MAX Van 10/12→</b>							
 <b>Radbremszylinder</b>							
1.0 EcoBoost	74	10/12→	➔			24.3220-1750.3 020595	Ø 20,64 ALU
1.0 EcoBoost	92	10/12→					
1.4	66	10/12→					
↓							







	kw					!#			
<b>FORD - B-MAX Van 10/12→</b>									
 <b>Radbremszylinder</b>									
1.5 TDCi	55	10/12→	→				24.3220-1750.3	020595	Ø 20,64 ALU
1.5 TDCi	70	04/15→							
1.6 TDCi	70	10/12→							
1.6 Ti	77	10/12→							
<b>Zubehörsatz, Bremsbacken</b>									
1.0 EcoBoost	74	10/12→	→				03.0137-9313.2	669313	
1.0 EcoBoost	92	10/12→							
1.4	66	10/12→							
1.5 TDCi	55	10/12→							
1.5 TDCi	70	04/15→							
1.6 TDCi	70	10/12→							
1.6 Ti	77	10/12→							
 <b>Bremsbackensatz</b>									
1.0 EcoBoost	74	10/12→	→				03.0137-0512.2	650512	Ø 228 x 42 + HEB
1.0 EcoBoost	92	10/12→							
1.4	66	10/12→							
1.5 TDCi	55	10/12→							
1.5 TDCi	70	04/15→							
1.6 TDCi	70	10/12→							
1.6 Ti	77	10/12→							
 <b>Seilzug, Feststellbremse</b>									
1.0 EcoBoost	74	10/12→	←	↑; 06/13→		1	24.3727-0679.2	580679	L= 408
1.0 EcoBoost	92	10/12→	←	↑; → 05/13		1	24.3727-0679.2	580679	L= 408
1.4	66	10/12→							
1.5 TDCi	55	10/12→							
1.6 TDCi	70	10/12→							
1.6 Ti	77	10/12→							
1.5 TDCi	70	04/15→	←	↑		1	24.3727-0679.2	580679	L= 408
<b>FORD - C-MAX (DM2) 02/07→09/10</b>									
 <b>Seilzug, Feststellbremse</b>									
1.6	74	02/07→09/10	←	↑; 03/07→; Scheibenbremse		1	24.3727-0678.2	580678	L= 341
1.6 TDCi	66	02/07→09/10	→	↓; 03/07→; Scheibenbremse		1	24.3727-0659.2	580659	L= 1.816 L2= 1.860
1.6 TDCi	74	02/07→09/10							
1.6 TDCi	80	02/07→09/10							
1.8	90	02/07→09/10							
1.8	92	02/07→09/10							
1.8 Flexifuel	92	02/07→09/10							
1.8 TDCi	85	02/07→09/10							
2.0	107	02/07→09/10							
2.0 TDCi	98	02/07→09/10							
2.0 TDCi	100	02/07→09/10							
1.6	85	04/07→09/10	←	↑; Scheibenbremse		1	24.3727-0678.2	580678	L= 341
2.0 CNG	107	04/09→09/10	→	↓; Scheibenbremse		1	24.3727-0659.2	580659	L= 1.816 L2= 1.860
2.0 LPG	107	06/08→09/10							
2.0 TDCi	81	02/08→09/10							
<b>FORD - C-MAX II (DXA/CB7, DXA/CEU) 04/10→</b>									
 <b>Seilzug, Feststellbremse</b>									
1.0 EcoBoost	74	10/12→	←	↑; - Mittelkonsole		1	24.3727-0678.2	580678	L= 341
1.0 EcoBoost	92	10/12→							
1.5 EcoBoost	110	03/15→							
1.5 EcoBoost	134	03/15→							
1.5 TDCi	70	03/15→							
1.5 TDCi	88	03/15→							
1.5 TDCi ECONetic	77	03/15→							
1.6 CNG	86	01/13→							
1.6 EcoBoost	110	12/10→							
1.6 EcoBoost	134	12/10→							
1.6 Flexifuel	88	02/11→							
1.6 LPG	86	02/12→							
1.6 LPG	88	02/12→							
1.6 TDCi	70	12/10→							
1.6 TDCi	85	12/10→							
1.6 Ti	63	12/10→							
1.6 Ti	77	12/10→							
1.6 Ti	88	02/12→							
1.6 Ti	92	12/10→							
2.0 Energi	136	01/15→							
2.0 TDCi	85	02/11→							
2.0 TDCi	100	02/11→							
2.0 TDCi	103	04/10→							
2.0 TDCi	110	03/15→							
2.0 TDCi	120	12/10→							
2.0 TDCi	125	03/15→							








	kW				!#		
<b>FORD - C-MAX II Van 12/10→</b>							
 <b>Seilzug, Feststellbremse</b>							
1.0 EcoBoost	74	10/12→	←	↑; - Mittelkonsole	1	24.3727-0678.2 580678	L= 341
1.0 EcoBoost	92	10/12→					
1.5 EcoBoost	110	03/15→					
1.5 EcoBoost	134	03/15→					
1.5 TDCi	88	03/15→					
1.5 TDCi EOnetic	77	03/15→					
1.6 EcoBoost	110	12/10→					
1.6 TDCi	70	12/10→					
1.6 TDCi	85	12/10→					
2.0 TDCi	85	02/11→					
2.0 TDCi	103	02/11→					
2.0 TDCi	110	03/15→					
2.0 TDCi	120	12/10→					
2.0 TDCi	125	03/15→					
<b>FORD - COUGAR (EC_) 08/98→12/01</b>							
 <b>Seilzug, Feststellbremse</b>							
2.0 16V	96	08/98→12/01	←	↑; 09/98→; Scheibenbremse	1	24.3727-0638.2 580638	L= 270
2.5 V6 24V	125	08/98→12/01	→	↓; 09/98→; Scheibenbremse	2	24.3727-0644.2 580644	L= 1.462
2.5 ST 200	151	01/00→12/01	←	↑; Scheibenbremse	1	24.3727-0638.2 580638	L= 270
2.5 V6 24V	125	06/00→12/01	→	↓; Scheibenbremse	2	24.3727-0644.2 580644	L= 1.462
<b>FORD - COURIER Kasten (F3L, F5L) 04/89→02/96</b>							
 <b>Radbremszylinder</b>							
1.3	44	09/91→02/96	→	→ 01/94		24.3222-1111.3 020266	Ø 22,2 GG
1.8 D	44	09/91→02/96	→	02/94→		24.3222-1117.3 020272	Ø 22,2 GG
<b>Zubehörsatz, Bremsbacken</b>							
1.3	44	09/91→02/96	→			03.0137-9120.2 669120	
1.8 D	44	09/91→02/96	→				
 <b>Bremstrommel</b>							
1.3	44	09/91→02/96	→			24.0220-3008.2 480075	Ø 203,0 x 45 / 204
1.8 D	44	09/91→02/96	→				
 <b>Bremsbackensatz</b>							
1.3	44	09/91→02/96	→			03.0137-0236.2 650236	Ø 203 x 39
1.8 D	44	09/91→02/96	→	→ 01/94		03.0420-2922.3 682922	BDX Ø 203 x 39 Ø 22,2 + RZ / + Zub Kit
<b>FORD - COURIER Kasten (J5_, J3_) 02/96→</b>							
 <b>Radbremszylinder</b>							
1.3	44	02/96→08/03	→	→ 03/02		24.3222-1117.3 020272	Ø 22,2 GG
1.8 D	44	02/96→04/02	→				
1.8 DI	55	09/00→08/03	→				
1.4 i	66	04/96→10/99	→			24.3219-1107.3 020338	TRW Ø 19,05 GG
<b>Zubehörsatz, Bremsbacken</b>							
1.3	44	02/96→08/03	→	→ 03/02		03.0137-9177.2 669177	
1.8 D	44	02/96→04/02	→				
1.8 DI	55	09/00→08/03	→				
1.4 i	66	04/96→10/99	→			03.0137-9217.2 669217	TRW
 <b>Bremstrommel</b>							
1.3	44	02/96→08/03	→	→ 03/02		24.0220-3008.2 480075	Ø 203,0 x 45 / 204
1.8 D	44	02/96→04/02	→				
1.4 i	66	04/96→10/99	→	+ ABS		24.0218-0024.2 480079	Ø 180,0 x 44 / 181,3 - RLG / - ABS Ring / mit Radbefestigungsbolzen
						24.0218-0724.2 480206	Ø 180,0 x 44 / 181,3 + RLG / - ABS Ring / mit Radbefestigungsbolzen
1.8 DI	55	09/00→08/03	→	→ 03/02; - ABS		24.0218-0024.2 480079	Ø 180,0 x 44 / 181,3 - RLG / - ABS Ring / mit Radbefestigungsbolzen
						24.0218-0724.2 480206	Ø 180,0 x 44 / 181,3 + RLG / - ABS Ring / mit Radbefestigungsbolzen
↓							







	kw				!#		
<b>FORD - COURIER Kasten (J5_, J3_) 02/96→</b>							
 <b>Bremstrommel</b>							
1.8 DI	55	09/00→08/03	➔	→ 03/02; + ABS		24.0220-3009.2 480080 24.0220-3709.2 480220	Ø 203,0 x 48,5 / 204,3 - RLG / - ABS Ring / mit Radbefestigungsbolzen Ø 203,0 x 48,5 / 204,3 + RLG / - ABS Ring / mit Radbefestigungsbolzen
 <b>Bremsbackensatz</b>							
1.3	44	02/96→08/03	➔	→ 03/02		03.0137-0338.2 650338	Ø 203 x 38
1.8 D	44	02/96→04/02				03.0520-6422.3 696422	TRW Ø 203 x 38 Ø 22,2 + RZ / + Zub TopKit
1.8 DI	55	09/00→08/03					
1.4 i	66	04/96→10/99	➔			03.0137-0337.2 650337 03.0520-5519.3 695519	TRW Ø 180 x 32 + HEB TRW Ø 180 x 32 Ø 19,05 + RZ / + Zub TopKit
 <b>Seilzug, Feststellbremse</b>							
1.3	44	02/96→08/03	➔	⬇; → 03/02; Trommelbremse	1	24.3727-0634.2 580634	L= 1.875 L2= 1.930
1.8 D	44	02/96→04/02					
1.8 DI	55	09/00→08/03					
1.4 i	66	04/96→10/99	➔	⬆; Trommelbremse	1	24.3727-1800.2 581800	L= 312
			➔	⬇; Trommelbremse	1	24.3727-0660.2 580660	L= 1.575 L2= 1.627
<b>FORD - ECOSPORT 09/11→</b>							
 <b>Radbremszylinder</b>							
1.0 EcoBoost	92	10/13→	➔	02/14→		24.3220-1754.3 020599	Ø 20,64 ALU
1.5 TDCi	66	10/13→					
1.5 Ti	82	10/13→					
1.0 EcoBoost	103	03/16→	➔			24.3220-1754.3 020599	Ø 20,64 ALU
1.5 TDCi	70	05/15→					
1.5 TDCi	74	05/15→					
1.5 TDCi EcoBlue	92	11/17→	➔		2	24.3220-1754.3 020599	Ø 20,64 ALU
1.5 TDCi EcoBlue 4x4	92	11/17→					
 <b>Bremsbackensatz</b>							
1.0 EcoBoost	92	10/13→	➔	02/14→		03.0137-0527.2 650527	Ø 228 x 43 + HEB
1.5 TDCi	66	10/13→					
1.5 Ti	82	10/13→					
1.0 EcoBoost	103	03/16→	➔			03.0137-0527.2 650527	Ø 228 x 43 + HEB
1.5 TDCi	70	05/15→					
1.5 TDCi	74	05/15→					
<b>FORD - ESCORT '95 Express (AVL) 01/95→06/01</b>							
 <b>Radbremszylinder</b>							
1.4	54	01/95→08/00	➔	02/95→ 02/99		24.3222-1117.3 020272	Ø 22,2 GG
1.8 D	44	01/95→08/00	➔	02/95→ 07/95; - ABS		24.3219-1107.3 020338	TRW Ø 19,05 GG
			➔	08/95→ 07/00		24.3220-1112.3 020223	Ø 20,64 GG
			➔	02/95→ 07/95; + ABS		24.3222-1117.3 020272	Ø 22,2 GG
			➔	02/95→ 07/00		24.3222-1117.3 020272	Ø 22,2 GG
1.8 TD	66	01/95→08/00	➔	02/95→ 07/95; - ABS		24.3219-1107.3 020338	TRW Ø 19,05 GG
			➔	08/95→ 07/00		24.3220-1112.3 020223	Ø 20,64 GG
			➔	02/95→ 07/95; + ABS		24.3222-1117.3 020272	Ø 22,2 GG
1.8 Turbo D	51	12/95→06/01	➔	→ 07/00		24.3220-1112.3 020223 24.3222-1117.3 020272	Ø 20,64 GG Ø 22,2 GG
<b>Zubehörsatz, Bremsbacken</b>							
1.4	54	01/95→08/00	➔	02/95→ 02/99; Kasten		03.0137-9184.2 669184	
1.8 D	44	01/95→08/00	➔	02/95→ 07/00; 08.1995→		03.0137-9177.2 669177	
			➔	02/95→ 02/99; Kasten		03.0137-9184.2 669184	
			➔	02/95→; - ABS; → 07/00		03.0137-9217.2 669217	TRW
			➔	02/95→ 07/00; → 07.1995		03.0137-9251.2 669251	
1.8 TD	66	01/95→08/00	➔	02/95→ 07/00; 08.1995→		03.0137-9177.2 669177	
			➔	02/95→; - ABS; → 07/00		03.0137-9217.2 669217	TRW
			➔	02/95→ 07/00; → 07.1995		03.0137-9251.2 669251	
1.8 Turbo D	51	12/95→06/01	➔	→ 07/00; 08.1995→		03.0137-9177.2 669177	
↓							




















	kw				!#		
<b>FORD - ESCORT '95 Express (AVL) 01/95→06/01</b>							
<b>Zubehörsatz, Bremsbacken</b>							
1.8 Turbo D	51	12/95→06/01	➡	→ 02/99; Kasten		03.0137-9184.2 669184	
			➡	- ABS; → 07/00		03.0137-9217.2 669217	TRW
			➡	→ 07/00; → 07.1995		03.0137-9251.2 669251	
<b> Bremstrommel</b>							
1.8 D 1.8 TD	44 66	01/95→08/00 01/95→08/00	➡	02/95→; - ABS; → 07/00		24.0218-0024.2 480079	Ø 180,0 x 44 / 181,3 - RLG / - ABS Ring / mit Radbefestigungsbolzen
						24.0218-0724.2 480206	Ø 180,0 x 44 / 181,3 + RLG / - ABS Ring / mit Radbefestigungsbolzen
			➡	02/95→ 07/95; + ABS		24.0220-3004.2 480023	Ø 203,0 x 49 / 204 - RLG / - ABS Ring / mit Radbefestigungsbolzen
			➡	08/95→; + ABS; → 07/00		24.0220-3009.2 480080	Ø 203,0 x 48,5 / 204,3 - RLG / - ABS Ring / mit Radbefestigungsbolzen
						24.0220-3709.2 480220	Ø 203,0 x 48,5 / 204,3 + RLG / - ABS Ring / mit Radbefestigungsbolzen
1.8 Turbo D	51	12/95→06/01	➡	- ABS; → 07/00		24.0218-0024.2 480079	Ø 180,0 x 44 / 181,3 - RLG / - ABS Ring / mit Radbefestigungsbolzen
						24.0218-0724.2 480206	Ø 180,0 x 44 / 181,3 + RLG / - ABS Ring / mit Radbefestigungsbolzen
			➡	+ ABS; → 07/00		24.0220-3009.2 480080	Ø 203,0 x 48,5 / 204,3 - RLG / - ABS Ring / mit Radbefestigungsbolzen
						24.0220-3709.2 480220	Ø 203,0 x 48,5 / 204,3 + RLG / - ABS Ring / mit Radbefestigungsbolzen
<b> Bremsbackensatz</b>							
1.4	54	01/95→08/00	➡	02/95→ 02/99; Kasten		03.0137-0282.2 650282	Ø 229 x 45 + HEB
1.8 D	44	01/95→08/00	➡	02/95→ 02/99; Kasten		03.0137-0282.2 650282	Ø 229 x 45 + HEB
			➡	02/95→; - ABS; → 07/00		03.0137-0337.2 650337	TRW Ø 180 x 32 + HEB
			➡	02/95→; - ABS; → 07/00		03.0137-0338.2 650338	Ø 203 x 38
			➡	02/95→; + ABS; → 07/00		03.0137-0346.2 650346	Ø 203 x 38 + HEB
			➡	02/95→ 07/95; - ABS		03.0520-5519.3 695519	TRW Ø 180 x 32 Ø 19,05 + RZ / + Zub TopKit
			➡	02/95→; + ABS; → 07/00		03.0520-6422.3 696422	TRW Ø 203 x 38 Ø 22,2 + RZ / + Zub TopKit
1.8 TD	66	01/95→08/00	➡	02/95→; - ABS; → 07/00		03.0137-0337.2 650337	TRW Ø 180 x 32 + HEB
			➡	02/95→; - ABS; → 07/00		03.0137-0338.2 650338	Ø 203 x 38
			➡	02/95→; + ABS; → 07/00		03.0137-0346.2 650346	Ø 203 x 38 + HEB
			➡	02/95→ 07/95; - ABS		03.0520-5519.3 695519	TRW Ø 180 x 32 Ø 19,05 + RZ / + Zub TopKit
			➡	02/95→; + ABS; → 07/00		03.0520-6422.3 696422	TRW Ø 203 x 38 Ø 22,2 + RZ / + Zub TopKit
1.8 Turbo D	51	12/95→06/01	➡	→ 02/99; Kasten		03.0137-0282.2 650282	Ø 229 x 45 + HEB
			➡	- ABS; → 07/00		03.0137-0337.2 650337	TRW Ø 180 x 32 + HEB
			➡	- ABS; → 07/00		03.0137-0338.2 650338	Ø 203 x 38
			➡	+ ABS; → 07/00		03.0137-0346.2 650346	Ø 203 x 38 + HEB
			➡	+ ABS; → 07/00		03.0520-6422.3 696422	TRW Ø 203 x 38 Ø 22,2 + RZ / + Zub TopKit
<b>Reparaturatz, Automatische Nachstellung</b>							
1.8 D	44	01/95→08/00		02/95→ 02/99; + ABS		03.0137-9701.2 669701	
1.8 TD	66	01/95→08/00		02/95→ 07/00; + ABS		03.0137-9701.2 669701	
1.8 Turbo D	51	12/95→06/01		→ 07/00; + ABS		03.0137-9701.2 669701	
				→ 02/99; + ABS		03.0137-9701.2 669701	
<b> Seilzug, Feststellbremse</b>							
1.4 1.8 D ↓	54 44	01/95→08/00 01/95→08/00	←	⚠; 02/95→ 04/98; + Lieferwagen; Scheiben/Trommel	1	24.3727-0661.2 580661	L= 281

	kw				!#		
<b>FORD - ESCORT '95 Express (AVL) 01/95→06/01</b>							
<b>Seilzug, Feststellbremse</b>							
1.4 1.8 D	54 44	01/95→08/00 01/95→08/00	←	↑; 02/95→ 02/99; Scheiben/Trommel	1	24.3727-0661.2 580661	L= 281
			←	↑; 05/98→ 02/99; + Lieferwagen; Scheiben/Trommel	1	24.3727-0661.2 580661	L= 281
			→	↓; 02/95→ 02/99; für Linkslenker; Scheiben/Trommel	1	24.3727-0657.2 580657	L= 1.670 L2= 1.705
1.8 TD	66	01/95→08/00	←	↑; 02/95→ 04/98; + Lieferwagen; Scheiben/Trommel	1	24.3727-0661.2 580661	L= 281
			←	↑; 02/95→ 07/00; Scheiben/Trommel	1	24.3727-0661.2 580661	L= 281
			←	↑; 05/98→ 02/99; + Lieferwagen; Scheiben/Trommel	1	24.3727-0661.2 580661	L= 281
			→	↓; 02/95→ 07/00; für Linkslenker; Scheiben/Trommel	1	24.3727-0657.2 580657	L= 1.670 L2= 1.705
1.8 Turbo D	51	12/95→06/01	←	↑; → 02/99; Scheiben/Trommel	1	24.3727-0661.2 580661	L= 281
			←	↑; → 07/00; Scheiben/Trommel	1	24.3727-0661.2 580661	L= 281
			←	↑; 05/98→ 02/99; + Lieferwagen; Scheiben/Trommel	1	24.3727-0661.2 580661	L= 281
			←	↑; → 04/98; + Lieferwagen; Scheiben/Trommel	1	24.3727-0661.2 580661	L= 281
			→	↓; → 07/00; für Linkslenker; Scheiben/Trommel	1	24.3727-0657.2 580657	L= 1.670 L2= 1.705
			→	↓; → 02/99; für Linkslenker; Scheiben/Trommel	1	24.3727-0657.2 580657	L= 1.670 L2= 1.705
<b>FORD - ESCORT VII (GAL, AAL, ABL) 01/95→10/02</b>							
<b>Radbremszylinder</b>							
1.3 1.4	44 55	01/95→10/98 01/95→10/98	→	02/95→; - ABS		24.3220-1112.3 020223	Ø 20,64 GG
			→	02/95→; + ABS		24.3222-1117.3 020272	Ø 22,2 GG
1.6 16V 1.6 16V 4x4	66 66	01/95→10/98 01/95→10/98	→	02/95→ 07/95; - ABS		24.3220-1112.3 020223	Ø 20,64 GG
			→	02/95→ 07/95; + ABS		24.3222-1117.3 020272	Ø 22,2 GG
			→	08/95→		24.3222-1117.3 020272	Ø 22,2 GG
1.8 16V	85	01/95→10/98	→	02/95→ 07/95; - ABS		24.3220-1112.3 020223	Ø 20,64 GG
			→	08/95→		24.3220-1112.3 020223	Ø 20,64 GG
			→	02/95→ 07/95; + ABS		24.3222-1117.3 020272	Ø 22,2 GG
1.8 D	44	01/95→12/96	→	02/95→ 07/95; - ABS		24.3219-1107.3 020338	TRW Ø 19,05 GG
			→	→ 01/95; - ABS; nur paarweise austauschen		24.3219-1107.3 020338	TRW Ø 19,05 GG
			→	08/95→		24.3220-1112.3 020223	Ø 20,64 GG
			→	02/95→ 07/95; + ABS		24.3222-1117.3 020272	Ø 22,2 GG
1.8 TD	66	01/95→10/98	→	02/95→ 07/95; - ABS		24.3219-1107.3 020338	TRW Ø 19,05 GG
			→	08/95→		24.3220-1112.3 020223	Ø 20,64 GG
			→	02/95→ 07/95; + ABS		24.3222-1117.3 020272	Ø 22,2 GG
1.8 Turbo D	51	12/95→10/98	→			24.3220-1112.3 020223	Ø 20,64 GG
RS 2000 RS 2000 4x4 RS Cosworth 4x4	110 110 162	02/95→02/98 02/95→10/98 02/95→10/98	→			24.3222-1117.3 020272	Ø 22,2 GG
<b>Zubehörsatz, Bremsbacken</b>							
1.3	44	01/95→10/98		02/95→; + ABS; → 07.1995		03.0137-9251.2 669251	
			→	02/95→; + ABS; 08.1995→		03.0137-9177.2 669177	
			→	04/96→; - ABS		03.0137-9217.2 669217	TRW
			→	02/95→ 03/96; - ABS		03.0137-9217.2 669217	TRW
1.4 1.6 16V 1.6 16V 4x4	55 66 66	01/95→10/98 01/95→10/98 01/95→10/98		02/95→; + ABS; → 07.1995		03.0137-9251.2 669251	
			→	02/95→; + ABS; 08.1995→		03.0137-9177.2 669177	
			→	02/95→; - ABS		03.0137-9217.2 669217	TRW
1.8 16V	85	01/95→10/98	→	02/95→; 08.1995→		03.0137-9177.2 669177	
			→	02/95→; → 07.1995		03.0137-9251.2 669251	
1.8 D	44	01/95→12/96	→	02/95→; 08.1995→		03.0137-9177.2 669177	
			→	02/95→; - ABS		03.0137-9217.2 669217	TRW
			→	02/95→; → 07.1995		03.0137-9251.2 669251	
			→	→ 01/95; - ABS		03.0137-9251.2 669251	
↓							





















	kw				!#		
<b>FORD - ESCORT VII (GAL, AAL, ABL) 01/95→10/02</b>							
<b>Zubehörsatz, Bremsbacken</b>							
1.8 TD	66	01/95→10/98	➡	02/95→; 08.1995→		<b>03.0137-9177.2 669177</b>	
			➡	02/95→; - ABS		<b>03.0137-9217.2 669217</b>	TRW
			➡	02/95→; → 07.1995		<b>03.0137-9251.2 669251</b>	
1.8 Turbo D	51	12/95→10/98	➡	08.1995→		<b>03.0137-9177.2 669177</b>	
			➡	- ABS		<b>03.0137-9217.2 669217</b>	TRW
			➡	→ 07.1995		<b>03.0137-9251.2 669251</b>	
RS 2000	110	02/95→02/98	➡	08.1995→		<b>03.0137-9177.2 669177</b>	
RS 2000 4x4	110	02/95→10/98					
RS Cosworth 4x4	162	02/95→10/98	➡	→ 07.1995		<b>03.0137-9251.2 669251</b>	
<b> Bremstrommel</b>							
1.3	44	01/95→10/98	➡	02/95→; - ABS		<b>24.0218-0024.2 480079</b>	Ø 180,0 x 44 / 181,3 - RLG / - ABS Ring / mit Radbefestigungsbolzen
1.4	55	01/95→10/98					
1.6 16V	66	01/95→10/98					
1.6 16V 4x4	66	01/95→10/98				<b>24.0218-0724.2 480206</b>	Ø 180,0 x 44 / 181,3 + RLG / - ABS Ring / mit Radbefestigungsbolzen
1.8 TD	66	01/95→10/98					
			➡	02/95→ 07/95; + ABS		<b>24.0220-3004.2 480023</b>	Ø 203,0 x 49 / 204 - RLG / - ABS Ring / mit Radbefestigungsbolzen
			➡	08/95→; + ABS		<b>24.0220-3009.2 480080</b>	Ø 203,0 x 48,5 / 204,3 - RLG / - ABS Ring / mit Radbefestigungsbolzen
						<b>24.0220-3709.2 480220</b>	Ø 203,0 x 48,5 / 204,3 + RLG / - ABS Ring / mit Radbefestigungsbolzen
1.8 16V	85	01/95→10/98	➡	02/95→ 07/95		<b>24.0220-3004.2 480023</b>	Ø 203,0 x 49 / 204 - RLG / - ABS Ring / mit Radbefestigungsbolzen
			➡	08/95→		<b>24.0220-3009.2 480080</b>	Ø 203,0 x 48,5 / 204,3 - RLG / - ABS Ring / mit Radbefestigungsbolzen
						<b>24.0220-3709.2 480220</b>	Ø 203,0 x 48,5 / 204,3 + RLG / - ABS Ring / mit Radbefestigungsbolzen
1.8 D	44	01/95→12/96	➡	02/95→; - ABS		<b>24.0218-0024.2 480079</b>	Ø 180,0 x 44 / 181,3 - RLG / - ABS Ring / mit Radbefestigungsbolzen
						<b>24.0218-0724.2 480206</b>	Ø 180,0 x 44 / 181,3 + RLG / - ABS Ring / mit Radbefestigungsbolzen
			➡	→ 01/95; - ABS		<b>24.0220-3004.2 480023</b>	Ø 203,0 x 49 / 204 - RLG / - ABS Ring / mit Radbefestigungsbolzen
			➡	02/95→ 07/95; + ABS		<b>24.0220-3004.2 480023</b>	Ø 203,0 x 49 / 204 - RLG / - ABS Ring / mit Radbefestigungsbolzen
			➡	08/95→; + ABS		<b>24.0220-3009.2 480080</b>	Ø 203,0 x 48,5 / 204,3 - RLG / - ABS Ring / mit Radbefestigungsbolzen
						<b>24.0220-3709.2 480220</b>	Ø 203,0 x 48,5 / 204,3 + RLG / - ABS Ring / mit Radbefestigungsbolzen
1.8 Turbo D	51	12/95→10/98	➡	- ABS		<b>24.0218-0024.2 480079</b>	Ø 180,0 x 44 / 181,3 - RLG / - ABS Ring / mit Radbefestigungsbolzen
						<b>24.0218-0724.2 480206</b>	Ø 180,0 x 44 / 181,3 + RLG / - ABS Ring / mit Radbefestigungsbolzen
			➡	+ ABS		<b>24.0220-3009.2 480080</b>	Ø 203,0 x 48,5 / 204,3 - RLG / - ABS Ring / mit Radbefestigungsbolzen
						<b>24.0220-3709.2 480220</b>	Ø 203,0 x 48,5 / 204,3 + RLG / - ABS Ring / mit Radbefestigungsbolzen
RS 2000	110	02/95→02/98	➡	→ 07/95		<b>24.0220-3004.2 480023</b>	Ø 203,0 x 49 / 204 - RLG / - ABS Ring / mit Radbefestigungsbolzen
RS 2000 4x4	110	02/95→10/98					
RS Cosworth 4x4	162	02/95→10/98					
			➡	08/95→		<b>24.0220-3009.2 480080</b>	Ø 203,0 x 48,5 / 204,3 - RLG / - ABS Ring / mit Radbefestigungsbolzen









	kw				!#		
<b>FORD - ESCORT VII (GAL, AAL, ABL) 01/95→10/02</b>							
<b>Bremstrommel</b>							
RS 2000 RS 2000 4x4 RS Cosworth 4x4	110 110 162	02/95→02/98 02/95→10/98 02/95→10/98	➔	08/95→		24.0220-3709.2 480220	Ø 203,0 x 48,5 / 204,3 + RLG / - ABS Ring / mit Radbe- festigungsbolzen
<b>Bremsbackensatz</b>							
1.3	44	01/95→10/98	➔	02/95→ 03/96; - ABS		03.0137-0237.2 650237	Ø 180 x 32 + HEB
			➔	04/96→; - ABS		03.0137-0337.2 650337	TRW Ø 180 x 32 + HEB
			➔	02/95→; + ABS		03.0137-0338.2 650338	Ø 203 x 38
			➔	02/95→; + ABS		03.0137-0346.2 650346	Ø 203 x 38 + HEB
			➔	02/95→; + ABS		03.0520-6422.3 696422	TRW Ø 203 x 38 Ø 22,2 + RZ / + Zub TopKit
1.4	55	01/95→10/98	➔	02/95→; - ABS		03.0137-0337.2 650337	TRW Ø 180 x 32 + HEB
			➔	02/95→; + ABS		03.0137-0338.2 650338	Ø 203 x 38
			➔	02/95→; + ABS		03.0137-0346.2 650346	Ø 203 x 38 + HEB
			➔	02/95→; + ABS		03.0520-6422.3 696422	TRW Ø 203 x 38 Ø 22,2 + RZ / + Zub TopKit
1.6 16V 1.6 16V 4x4	66 66	01/95→10/98 01/95→10/98	➔	02/95→; - ABS		03.0137-0337.2 650337	TRW Ø 180 x 32 + HEB
			➔	02/95→; + ABS		03.0137-0338.2 650338	Ø 203 x 38
			➔	02/95→; + ABS		03.0137-0346.2 650346	Ø 203 x 38 + HEB
			➔	08/95→		03.0520-6422.3 696422	TRW Ø 203 x 38 Ø 22,2 + RZ / + Zub TopKit
1.8 16V	85	01/95→10/98	➔	02/95→; - ABS		03.0137-0338.2 650338	Ø 203 x 38
			➔	02/95→; + ABS		03.0137-0346.2 650346	Ø 203 x 38 + HEB
			➔	02/95→ 07/95; + ABS		03.0520-6422.3 696422	TRW Ø 203 x 38 Ø 22,2 + RZ / + Zub TopKit
1.8 D	44	01/95→12/96	➔	→ 01/95; - ABS		03.0137-0238.2 650238	Ø 203 x 38 + HEB
			➔	02/95→; - ABS		03.0520-5619.3 695619	TRW Ø 203 x 38 Ø 19,05 + RZ / + Zub TopKit
			➔	02/95→; - ABS		03.0137-0337.2 650337	TRW Ø 180 x 32 + HEB
			➔	02/95→; - ABS		03.0137-0338.2 650338	Ø 203 x 38
			➔	02/95→; + ABS		03.0137-0346.2 650346	Ø 203 x 38 + HEB
			➔	02/95→ 07/95; - ABS		03.0520-5519.3 695519	TRW Ø 180 x 32 Ø 19,05 + RZ / + Zub TopKit
			➔	02/95→; + ABS		03.0520-6422.3 696422	TRW Ø 203 x 38 Ø 22,2 + RZ / + Zub TopKit
1.8 TD	66	01/95→10/98	➔	02/95→; - ABS		03.0137-0337.2 650337	TRW Ø 180 x 32 + HEB
			➔	02/95→; - ABS		03.0137-0338.2 650338	Ø 203 x 38
			➔	02/95→; + ABS		03.0137-0346.2 650346	Ø 203 x 38 + HEB
			➔	02/95→ 07/95; - ABS		03.0520-5519.3 695519	TRW Ø 180 x 32 Ø 19,05 + RZ / + Zub TopKit
			➔	02/95→; + ABS		03.0520-6422.3 696422	TRW Ø 203 x 38 Ø 22,2 + RZ / + Zub TopKit
1.8 Turbo D	51	12/95→10/98	➔	- ABS		03.0137-0337.2 650337	TRW Ø 180 x 32 + HEB
			➔	- ABS		03.0137-0338.2 650338	Ø 203 x 38
			➔	+ ABS		03.0137-0346.2 650346	Ø 203 x 38 + HEB
			➔	+ ABS		03.0520-6422.3 696422	TRW Ø 203 x 38 Ø 22,2 + RZ / + Zub TopKit
RS 2000 RS 2000 4x4 RS Cosworth 4x4	110 110 162	02/95→02/98 02/95→10/98 02/95→10/98	➔			03.0137-0346.2 650346	Ø 203 x 38 + HEB
<b>Reparaturatz, Automatische Nachstellung</b>							
1.6 16V 1.6 16V 4x4 1.8 16V 1.8 TD	66 66 85 66	01/95→10/98 01/95→10/98 01/95→10/98 01/95→10/98		02/95→; + ABS		03.0137-9701.2 669701	
1.8 D	44	01/95→12/96		→ 01/95; + ABS		03.0137-9701.2 669701	
				02/95→; + ABS		03.0137-9701.2 669701	
1.8 Turbo D	51	12/95→10/98		+ ABS		03.0137-9701.2 669701	
<b>Seilzug, Feststellbremse</b>							
1.3 1.4 1.6 16V 1.6 16V 4x4	44 55 66 66	01/95→10/98 01/95→10/98 01/95→10/98 01/95→10/98	←	⏏; 02/95→ 04/98; + Lieferwagen; Scheiben/Trommel	1	24.3727-0661.2 580661	L= 281
			←	⏏; 05/98→; + Lieferwagen; Scheiben/Trommel	1	24.3727-0661.2 580661	L= 281
↓							







	kw				!#		
<b>FORD - ESCORT VII (GAL, AAL, ABL) 01/95→10/02</b>							
 <b>Seilzug, Feststellbremse</b>							
1.8 16V 1.8 TD	85 66	01/95→10/98 01/95→10/98	←	↑; 02/95→; Scheiben/Trommel	1	24.3727-0661.2 580661	L= 281
			→	↓; 02/95→; für Linkslenker; Scheiben/Trommel	1	24.3727-0657.2 580657	L= 1.670 L2= 1.705
1.4	54	01/95→12/99	←	↑; 02/95→ 04/98; + Lieferwagen; Scheiben/Trommel	1	24.3727-0661.2 580661	L= 281
			←	↑; 02/95→ 02/99; Scheiben/Trommel	1	24.3727-0661.2 580661	L= 281
			←	↑; 05/98→ 02/99; + Lieferwagen; Scheiben/Trommel	1	24.3727-0661.2 580661	L= 281
			→	↓; 02/95→ 02/99; für Linkslenker; Scheiben/Trommel	1	24.3727-0657.2 580657	L= 1.670 L2= 1.705
1.8 D	44	01/95→12/96	←	↑; → 01/95; Scheiben/Trommel	1	24.3727-0628.2 580628	L= 151
			←	↑; 02/95→; + Lieferwagen; Scheiben/Trommel	1	24.3727-0661.2 580661	L= 281
			←	↑; 02/95→; Scheiben/Trommel	1	24.3727-0661.2 580661	L= 281
			→	↓; → 01/95; Scheiben/Trommel	1	24.3727-0627.2 580627	L= 3.273
			→	↓; 02/95→; für Linkslenker; Scheiben/Trommel	1	24.3727-0657.2 580657	L= 1.670 L2= 1.705
1.8 Turbo D	51	12/95→10/98	←	↑; Scheiben/Trommel	1	24.3727-0661.2 580661	L= 281
			←	↑; 05/98→; + Lieferwagen; Scheiben/Trommel	1	24.3727-0661.2 580661	L= 281
			←	↑; → 04/98; + Lieferwagen; Scheiben/Trommel	1	24.3727-0661.2 580661	L= 281
			→	↓; für Linkslenker; Scheiben/Trommel	1	24.3727-0657.2 580657	L= 1.670 L2= 1.705
RS 2000	110	02/95→02/98	←	↑; + Lieferwagen; Scheiben/Trommel	1	24.3727-0661.2 580661	L= 281
			←	↑; → 12/95; Scheiben/Trommel	1	24.3727-0661.2 580661	L= 281
			→	↓; → 12/95; für Linkslenker; Scheiben/Trommel	1	24.3727-0657.2 580657	L= 1.670 L2= 1.705
RS Cosworth 4x4	162	02/95→10/98	←	↑; 05/98→; für Linkslenker; + Lieferwagen; Scheiben/Trommel	1	24.3727-0661.2 580661	L= 281
			←	↑; → 04/98; + Lieferwagen; Scheiben/Trommel	1	24.3727-0661.2 580661	L= 281
			←	↑; → 12/95; Scheiben/Trommel	1	24.3727-0661.2 580661	L= 281
			←	↑; 05/98→; für Rechtslenker; + Lieferwagen; Scheiben/Trommel	1	24.3727-0661.2 580661	L= 281
			→	↓; → 12/95; für Linkslenker; Scheiben/Trommel	1	24.3727-0657.2 580657	L= 1.670 L2= 1.705
<b>FORD - ESCORT VII Cabriolet (ALL) 02/95→08/00</b>							
 <b>Radbremszylinder</b>							
1.4	55	02/95→08/98	→	- ABS		24.3219-1107.3 020338	TRW Ø 19,05 GG
			→	+ ABS		24.3220-1112.3 020223	Ø 20,64 GG
1.6 16V XR3i 1.6 16V XR3i	65 66	02/95→12/96 02/95→09/99	→	→ 07/95		24.3219-1107.3 020338	TRW Ø 19,05 GG
			→	08/95→		24.3222-1117.3 020272	Ø 22,2 GG
1.8 16V XR3i	77	02/95→08/98	→	→ 07/95; - ABS		24.3219-1107.3 020338	TRW Ø 19,05 GG
			→	08/95→; - ABS		24.3220-1112.3 020223	Ø 20,64 GG
			→	+ ABS		24.3222-1117.3 020272	Ø 22,2 GG
1.8 16V XR3i	85	10/95→08/98	→			24.3220-1112.3 020223	Ø 20,64 GG
			→	- ABS		24.3220-1112.3 020223	Ø 20,64 GG
			→	+ ABS		24.3222-1117.3 020272	Ø 22,2 GG
1.8 16V XR3i	96	02/95→08/00	→	→ 07/95; - ABS		24.3219-1107.3 020338	TRW Ø 19,05 GG
			→	08/95→ 07/00; - ABS		24.3220-1112.3 020223	Ø 20,64 GG
			→	→ 07/00; + ABS		24.3222-1117.3 020272	Ø 22,2 GG
1.8 TD 1.8 Turbo D	66 51	09/95→08/98 10/96→08/99	→			24.3220-1112.3 020223	Ø 20,64 GG
<b>Zubehörsatz, Bremsbacken</b>							
1.4	55	02/95→08/98	→	+ ABS; 08.1995→		03.0137-9177.2 669177	
			→	- ABS		03.0137-9217.2 669217	TRW
			→	+ ABS; → 07.1995		03.0137-9251.2 669251	
1.6 16V XR3i 1.6 16V XR3i	65 66	02/95→12/96 02/95→09/99	→	+ ABS; → 07.1995		03.0137-9251.2 669251	
			→	+ ABS; 08.1995→		03.0137-9177.2 669177	









	kw					!#		
<b>FORD - ESCORT VII Cabriolet (ALL) 02/95→08/00</b>								
<b>Zubehörsatz, Bremsbacken</b>								
1.6 16V XR3i	65	02/95→12/96	➡	- ABS			03.0137-9217.2 669217	TRW
1.6 16V XR3i	66	02/95→09/99						
1.8 16V XR3i	77	02/95→08/98	➡	08.1995→			03.0137-9177.2 669177	
1.8 16V XR3i	85	10/95→08/98	➡	→ 07.1995			03.0137-9251.2 669251	
1.8 16V XR3i	96	02/95→08/00	➡	→ 07/00; 08.1995→			03.0137-9177.2 669177	
			➡	→ 07/00; → 07.1995			03.0137-9251.2 669251	
1.8 TD	66	09/95→08/98	➡	08.1995→			03.0137-9177.2 669177	
1.8 Turbo D	51	10/96→08/99	➡	- ABS			03.0137-9217.2 669217	TRW
			➡	→ 07.1995			03.0137-9251.2 669251	
<b> Bremstrommel</b>								
1.4	55	02/95→08/98	➡	- ABS			24.0218-0024.2 480079	Ø 180,0 x 44 / 181,3 - RLG / - ABS Ring / mit Radbefestigungsbolzen
1.6 16V XR3i	65	02/95→12/96						
1.6 16V XR3i	66	02/95→09/99					24.0218-0724.2 480206	Ø 180,0 x 44 / 181,3 + RLG / - ABS Ring / mit Radbefestigungsbolzen
			➡	→ 07/95; + ABS			24.0220-3004.2 480023	Ø 203,0 x 49 / 204 - RLG / - ABS Ring / mit Radbefestigungsbolzen
			➡	08/95→; + ABS			24.0220-3009.2 480080	Ø 203,0 x 48,5 / 204,3 - RLG / - ABS Ring / mit Radbefestigungsbolzen
							24.0220-3709.2 480220	Ø 203,0 x 48,5 / 204,3 + RLG / - ABS Ring / mit Radbefestigungsbolzen
1.8 16V XR3i	77	02/95→08/98	➡	→ 07/95			24.0220-3004.2 480023	Ø 203,0 x 49 / 204 - RLG / - ABS Ring / mit Radbefestigungsbolzen
			➡	08/95→			24.0220-3009.2 480080	Ø 203,0 x 48,5 / 204,3 - RLG / - ABS Ring / mit Radbefestigungsbolzen
							24.0220-3709.2 480220	Ø 203,0 x 48,5 / 204,3 + RLG / - ABS Ring / mit Radbefestigungsbolzen
1.8 16V XR3i	85	10/95→08/98	➡				24.0220-3009.2 480080	Ø 203,0 x 48,5 / 204,3 - RLG / - ABS Ring / mit Radbefestigungsbolzen
							24.0220-3709.2 480220	Ø 203,0 x 48,5 / 204,3 + RLG / - ABS Ring / mit Radbefestigungsbolzen
1.8 16V XR3i	96	02/95→08/00	➡	→ 07/95			24.0220-3004.2 480023	Ø 203,0 x 49 / 204 - RLG / - ABS Ring / mit Radbefestigungsbolzen
			➡	08/95→ 07/00			24.0220-3009.2 480080	Ø 203,0 x 48,5 / 204,3 - RLG / - ABS Ring / mit Radbefestigungsbolzen
							24.0220-3709.2 480220	Ø 203,0 x 48,5 / 204,3 + RLG / - ABS Ring / mit Radbefestigungsbolzen
1.8 TD	66	09/95→08/98	➡	- ABS			24.0218-0024.2 480079	Ø 180,0 x 44 / 181,3 - RLG / - ABS Ring / mit Radbefestigungsbolzen
1.8 Turbo D	51	10/96→08/99					24.0218-0724.2 480206	Ø 180,0 x 44 / 181,3 + RLG / - ABS Ring / mit Radbefestigungsbolzen
			➡	+ ABS			24.0220-3009.2 480080	Ø 203,0 x 48,5 / 204,3 - RLG / - ABS Ring / mit Radbefestigungsbolzen
							24.0220-3709.2 480220	Ø 203,0 x 48,5 / 204,3 + RLG / - ABS Ring / mit Radbefestigungsbolzen
<b> Bremsbackensatz</b>								
1.4	55	02/95→08/98	➡	- ABS			03.0137-0337.2 650337	TRW Ø 180 x 32 + HEB
			➡	+ ABS			03.0137-0346.2 650346	Ø 203 x 38 + HEB
			➡	- ABS			03.0520-5519.3 695519	TRW Ø 180 x 32 Ø 19,05 + RZ / + Zub TopKit
			➡	+ ABS			03.0520-6422.3 696422	TRW Ø 203 x 38 Ø 22,2 + RZ / + Zub TopKit
↓								










	kw				!#		
<b>FORD - ESCORT VII Cabriolet (ALL) 02/95→08/00</b>							
<b> Bremsbackensatz</b>							
1.6 16V XR3i 1.6 16V XR3i	65 66	02/95→12/96 02/95→09/99	➡	- ABS		03.0137-0337.2 650337	TRW Ø 180 x 32 + HEB
			➡	+ ABS		03.0137-0338.2 650338	Ø 203 x 38
			➡	→ 07/95		03.0137-0346.2 650346	Ø 203 x 38 + HEB
			➡	08/95→		03.0520-5519.3 695519	TRW Ø 180 x 32 Ø 19,05 + RZ / + Zub TopKit
			➡	08/95→		03.0520-6422.3 696422	TRW Ø 203 x 38 Ø 22,2 + RZ / + Zub TopKit
1.8 16V XR3i 1.8 16V XR3i	77 85	02/95→08/98 10/95→08/98	➡	- ABS		03.0137-0338.2 650338	Ø 203 x 38
			➡	+ ABS		03.0137-0346.2 650346	Ø 203 x 38 + HEB
			➡	+ ABS		03.0520-6422.3 696422	TRW Ø 203 x 38 Ø 22,2 + RZ / + Zub TopKit
1.8 16V XR3i	96	02/95→08/00	➡	- ABS; → 07/00		03.0137-0338.2 650338	Ø 203 x 38
			➡	+ ABS; → 07/00		03.0137-0346.2 650346	Ø 203 x 38 + HEB
			➡	+ ABS; → 07/00		03.0520-6422.3 696422	TRW Ø 203 x 38 Ø 22,2 + RZ / + Zub TopKit
1.8 TD 1.8 Turbo D	66 51	09/95→08/98 10/96→08/99	➡	- ABS		03.0137-0337.2 650337	TRW Ø 180 x 32 + HEB
			➡	- ABS		03.0137-0338.2 650338	Ø 203 x 38
			➡	+ ABS		03.0137-0346.2 650346	Ø 203 x 38 + HEB
			➡	+ ABS		03.0520-6422.3 696422	TRW Ø 203 x 38 Ø 22,2 + RZ / + Zub TopKit
<b>Reparaturatz, Automatische Nachstellung</b>							
1.6 16V XR3i 1.6 16V XR3i 1.8 16V XR3i 1.8 TD 1.8 Turbo D	65 66 85 66 51	02/95→12/96 02/95→09/99 10/95→08/98 09/95→08/98 10/96→08/99		+ ABS		03.0137-9701.2 669701	
<b> Seilzug, Feststellbremse</b>							
1.4 1.8 16V XR3i 1.8 TD	55 85 66	02/95→08/98 10/95→08/98 09/95→08/98	←	 ; Scheiben/Trommel	1	24.3727-0661.2 580661	L= 281
			←	 ; → 04/98; + Lieferwagen; Scheiben/Trommel	1	24.3727-0661.2 580661	L= 281
			←	 ; 05/98→; + Lieferwagen; Scheiben/Trommel	1	24.3727-0661.2 580661	L= 281
			➡	 ; für Linkslenker; Scheiben/Trommel	1	24.3727-0657.2 580657	L= 1.670 L2= 1.705
1.6 16V XR3i	65	02/95→12/96	←	 ; Scheiben/Trommel	1	24.3727-0661.2 580661	L= 281
			←	 ; + Lieferwagen; Scheiben/Trommel	1	24.3727-0661.2 580661	L= 281
			➡	 ; für Linkslenker; Scheiben/Trommel	1	24.3727-0657.2 580657	L= 1.670 L2= 1.705
1.6 16V XR3i 1.8 Turbo D	66 51	02/95→09/99 10/96→08/99	←	 ; Scheiben/Trommel	1	24.3727-0661.2 580661	L= 281
			←	 ; → 04/98; + Lieferwagen; Scheiben/Trommel	1	24.3727-0661.2 580661	L= 281
			←	 ; 05/98→ 02/99; + Lieferwagen; Scheiben/Trommel	1	24.3727-0661.2 580661	L= 281
			➡	 ; für Linkslenker; Scheiben/Trommel	1	24.3727-0657.2 580657	L= 1.670 L2= 1.705
<b>FORD - ESCORT VII Stufenheck (GAL, AFL) 01/95→08/02</b>							
<b> Radbremszylinder</b>							
1.3 1.4 1.4	44 54 55	01/95→02/99 01/95→12/96 01/95→02/99	➡	02/95→; - ABS		24.3220-1112.3 020223	Ø 20,64 GG
			➡	02/95→; + ABS		24.3222-1117.3 020272	Ø 22,2 GG
1.6 i 16V	66	01/95→02/99	➡	02/95→ 07/95; - ABS		24.3220-1112.3 020223	Ø 20,64 GG
			➡	02/95→ 07/95; + ABS		24.3222-1117.3 020272	Ø 22,2 GG
			➡	08/95→		24.3222-1117.3 020272	Ø 22,2 GG
1.8 16V	85	01/95→02/99	➡	02/95→ 07/95; - ABS		24.3220-1112.3 020223	Ø 20,64 GG
			➡	08/95→		24.3220-1112.3 020223	Ø 20,64 GG
			➡	02/95→ 07/95; + ABS		24.3222-1117.3 020272	Ø 22,2 GG
1.8 D	44	01/95→12/96	➡	02/95→ 07/95; - ABS		24.3219-1107.3 020338	TRW Ø 19,05 GG
			➡	→ 01/95; - ABS; nur paarweise austauschen		24.3219-1107.3 020338	TRW Ø 19,05 GG
			➡	08/95→		24.3220-1112.3 020223	Ø 20,64 GG
			➡	02/95→ 07/95; + ABS		24.3222-1117.3 020272	Ø 22,2 GG
1.8 TD ↓	66	01/95→02/99	➡	02/95→ 07/95; - ABS		24.3219-1107.3 020338	TRW Ø 19,05 GG











	kw				!#		
<b>FORD - ESCORT VII Stufenheck (GAL, AFL) 01/95→08/02</b>							
<b> Radbremszylinder</b>							
1.8 TD	66	01/95→02/99	➡	08/95→		24.3220-1112.3 020223	Ø 20,64 GG
			➡	02/95→ 07/95; + ABS		24.3222-1117.3 020272	Ø 22,2 GG
1.8 Turbo D	51	12/95→02/99	➡			24.3220-1112.3 020223	Ø 20,64 GG
<b>Zubehörsatz, Bremsbacken</b>							
1.3	44	01/95→02/99		02/95→; + ABS; → 07.1995		03.0137-9251.2 669251	
			➡	02/95→; + ABS; 08.1995→		03.0137-9177.2 669177	
			➡	04/96→; - ABS		03.0137-9217.2 669217	TRW
			➡	02/95→ 03/96; - ABS		03.0137-9217.2 669217	TRW
1.4	54	01/95→12/96		02/95→; + ABS; → 07.1995		03.0137-9251.2 669251	
1.4	55	01/95→02/99	➡	02/95→; + ABS; 08.1995→		03.0137-9177.2 669177	
1.6 i 16V	66	01/95→02/99	➡	02/95→; - ABS		03.0137-9217.2 669217	TRW
1.8 16V	85	01/95→02/99	➡	02/95→; 08.1995→		03.0137-9177.2 669177	
			➡	02/95→; → 07.1995		03.0137-9251.2 669251	
1.8 D	44	01/95→12/96	➡	02/95→; 08.1995→		03.0137-9177.2 669177	
			➡	02/95→; - ABS		03.0137-9217.2 669217	TRW
			➡	02/95→; → 07.1995		03.0137-9251.2 669251	
			➡	→ 01/95; - ABS		03.0137-9251.2 669251	
1.8 TD	66	01/95→02/99	➡	02/95→; 08.1995→		03.0137-9177.2 669177	
			➡	02/95→; - ABS		03.0137-9217.2 669217	TRW
			➡	02/95→; → 07.1995		03.0137-9251.2 669251	
1.8 Turbo D	51	12/95→02/99	➡	08.1995→		03.0137-9177.2 669177	
			➡	- ABS		03.0137-9217.2 669217	TRW
			➡	→ 07.1995		03.0137-9251.2 669251	
<b> Bremstrommel</b>							
1.3	44	01/95→02/99	➡	02/95→; - ABS		24.0218-0024.2 480079	Ø 180,0 x 44 / 181,3 - RLG / - ABS Ring / mit Radbe- festigungsbolzen
1.4	54	01/95→12/96				24.0218-0724.2 480206	Ø 180,0 x 44 / 181,3 + RLG / - ABS Ring / mit Radbe- festigungsbolzen
1.4	55	01/95→02/99					
1.6 i 16V	66	01/95→02/99					
1.8 TD	66	01/95→02/99					
			➡	02/95→ 07/95; + ABS		24.0220-3004.2 480023	Ø 203,0 x 49 / 204 - RLG / - ABS Ring / mit Radbe- festigungsbolzen
			➡	08/95→; + ABS		24.0220-3009.2 480080	Ø 203,0 x 48,5 / 204,3 - RLG / - ABS Ring / mit Radbe- festigungsbolzen
						24.0220-3709.2 480220	Ø 203,0 x 48,5 / 204,3 + RLG / - ABS Ring / mit Radbe- festigungsbolzen
1.8 16V	85	01/95→02/99	➡	02/95→ 07/95		24.0220-3004.2 480023	Ø 203,0 x 49 / 204 - RLG / - ABS Ring / mit Radbe- festigungsbolzen
			➡	08/95→		24.0220-3009.2 480080	Ø 203,0 x 48,5 / 204,3 - RLG / - ABS Ring / mit Radbe- festigungsbolzen
						24.0220-3709.2 480220	Ø 203,0 x 48,5 / 204,3 + RLG / - ABS Ring / mit Radbe- festigungsbolzen
1.8 D	44	01/95→12/96	➡	02/95→; - ABS		24.0218-0024.2 480079	Ø 180,0 x 44 / 181,3 - RLG / - ABS Ring / mit Radbe- festigungsbolzen
						24.0218-0724.2 480206	Ø 180,0 x 44 / 181,3 + RLG / - ABS Ring / mit Radbe- festigungsbolzen
			➡	→ 01/95; - ABS		24.0220-3004.2 480023	Ø 203,0 x 49 / 204 - RLG / - ABS Ring / mit Radbe- festigungsbolzen
			➡	02/95→ 07/95; + ABS		24.0220-3004.2 480023	Ø 203,0 x 49 / 204 - RLG / - ABS Ring / mit Radbe- festigungsbolzen
			➡	08/95→; + ABS		24.0220-3009.2 480080	Ø 203,0 x 48,5 / 204,3 - RLG / - ABS Ring / mit Radbe- festigungsbolzen

	kw				!#		
<b>FORD - ESCORT VII Stufenheck (GAL, AFL) 01/95→08/02</b>							
<b>Bremstrommel</b>							
1.8 D	44	01/95→12/96	➔	08/95→; + ABS		24.0220-3709.2 480220	Ø 203,0 x 48,5 / 204,3 + RLG / - ABS Ring / mit Radbefestigungsbolzen
1.8 Turbo D	51	12/95→02/99	➔	- ABS		24.0218-0024.2 480079	Ø 180,0 x 44 / 181,3 - RLG / - ABS Ring / mit Radbefestigungsbolzen
						24.0218-0724.2 480206	Ø 180,0 x 44 / 181,3 + RLG / - ABS Ring / mit Radbefestigungsbolzen
				➔	+ ABS	24.0220-3009.2 480080	Ø 203,0 x 48,5 / 204,3 - RLG / - ABS Ring / mit Radbefestigungsbolzen
						24.0220-3709.2 480220	Ø 203,0 x 48,5 / 204,3 + RLG / - ABS Ring / mit Radbefestigungsbolzen
<b>Bremsbackensatz</b>							
1.3	44	01/95→02/99	➔	02/95→ 03/96; - ABS		03.0137-0237.2 650237	Ø 180 x 32 + HEB
				04/96→; - ABS		03.0137-0337.2 650337	TRW Ø 180 x 32 + HEB
				02/95→; + ABS		03.0137-0338.2 650338	Ø 203 x 38
				02/95→; + ABS		03.0137-0346.2 650346	Ø 203 x 38 + HEB
1.4 1.4	54 55	01/95→12/96 01/95→02/99	➔	02/95→; - ABS		03.0137-0337.2 650337	TRW Ø 180 x 32 + HEB
				02/95→; + ABS		03.0137-0338.2 650338	Ø 203 x 38
				02/95→; + ABS		03.0137-0346.2 650346	Ø 203 x 38 + HEB
				02/95→; + ABS		03.0520-6422.3 696422	TRW Ø 203 x 38 Ø 22,2 + RZ / + Zub TopKit
1.6 i 16V	66	01/95→02/99	➔	02/95→; - ABS		03.0137-0337.2 650337	TRW Ø 180 x 32 + HEB
				02/95→; + ABS		03.0137-0338.2 650338	Ø 203 x 38
						03.0137-0346.2 650346	Ø 203 x 38 + HEB
				08/95→		03.0520-6422.3 696422	TRW Ø 203 x 38 Ø 22,2 + RZ / + Zub TopKit
1.8 16V	85	01/95→02/99	➔	02/95→; - ABS		03.0137-0338.2 650338	Ø 203 x 38
				02/95→; + ABS		03.0137-0346.2 650346	Ø 203 x 38 + HEB
				02/95→ 07/95; + ABS		03.0520-6422.3 696422	TRW Ø 203 x 38 Ø 22,2 + RZ / + Zub TopKit
1.8 D	44	01/95→12/96	➔	→ 01/95; - ABS		03.0137-0238.2 650238	Ø 203 x 38 + HEB
						03.0520-5619.3 695619	TRW Ø 203 x 38 Ø 19,05 + RZ / + Zub TopKit
				02/95→; - ABS		03.0137-0337.2 650337	TRW Ø 180 x 32 + HEB
				02/95→; - ABS		03.0137-0338.2 650338	Ø 203 x 38
				02/95→; + ABS		03.0137-0346.2 650346	Ø 203 x 38 + HEB
				02/95→ 07/95; - ABS		03.0520-5519.3 695519	TRW Ø 180 x 32 Ø 19,05 + RZ / + Zub TopKit
1.8 TD	66	01/95→02/99	➔	02/95→; - ABS		03.0137-0337.2 650337	TRW Ø 180 x 32 + HEB
				02/95→; - ABS		03.0137-0338.2 650338	Ø 203 x 38
				02/95→; + ABS		03.0137-0346.2 650346	Ø 203 x 38 + HEB
				02/95→ 07/95; - ABS		03.0520-5519.3 695519	TRW Ø 180 x 32 Ø 19,05 + RZ / + Zub TopKit
				02/95→; + ABS		03.0520-6422.3 696422	TRW Ø 203 x 38 Ø 22,2 + RZ / + Zub TopKit
1.8 Turbo D	51	12/95→02/99	➔	- ABS		03.0137-0337.2 650337	TRW Ø 180 x 32 + HEB
				- ABS		03.0137-0338.2 650338	Ø 203 x 38
				+ ABS		03.0137-0346.2 650346	Ø 203 x 38 + HEB
				+ ABS		03.0520-6422.3 696422	TRW Ø 203 x 38 Ø 22,2 + RZ / + Zub TopKit
<b>Reparatursatz, Automatische Nachstellung</b>							
1.6 i 16V	66	01/95→02/99		02/95→; + ABS		03.0137-9701.2 669701	
1.8 16V	85	01/95→02/99					
1.8 TD	66	01/95→02/99					
1.8 D	44	01/95→12/96		→ 01/95; + ABS		03.0137-9701.2 669701	
↓							













	kw				!#		
<b>FORD - ESCORT VII Stufenheck (GAL, AFL) 01/95→08/02</b>							
<b>Reparaturatz, Automatische Nachstellung</b>							
1.8 D	44	01/95→12/96		02/95→; + ABS		03.0137-9701.2 669701	
1.8 Turbo D	51	12/95→02/99		+ ABS		03.0137-9701.2 669701	
<b> Seilzug, Feststellbremse</b>							
1.3	44	01/95→02/99	←	↑; 02/95→ 04/98; + Lieferwagen; Scheiben/Trommel	1	24.3727-0661.2 580661	L= 281
1.4	55	01/95→02/99					
1.6 i 16V	66	01/95→02/99	←	↑; 05/98→; + Lieferwagen; Scheiben/Trommel	1	24.3727-0661.2 580661	L= 281
1.8 16V	85	01/95→02/99					
1.8 TD	66	01/95→02/99	←	↑; 02/95→; Scheiben/Trommel	1	24.3727-0661.2 580661	L= 281
			→	↓; 02/95→; für Linkslenker; Scheiben/Trommel	1	24.3727-0657.2 580657	L= 1.670 L2= 1.705
1.4	54	01/95→12/96	←	↑; 02/95→; + Lieferwagen; Scheiben/Trommel	1	24.3727-0661.2 580661	L= 281
			→	↓; 02/95→; für Linkslenker; Scheiben/Trommel	1	24.3727-0657.2 580657	L= 1.670 L2= 1.705
1.8 D	44	01/95→12/96	←	↑; → 01/95; Scheiben/Trommel	1	24.3727-0628.2 580628	L= 151
			←	↑; 02/95→; + Lieferwagen; Scheiben/Trommel	1	24.3727-0661.2 580661	L= 281
			←	↑; 02/95→; Scheiben/Trommel	1	24.3727-0661.2 580661	L= 281
			→	↓; → 01/95; Scheiben/Trommel	1	24.3727-0627.2 580627	L= 3.273
			→	↓; 02/95→; für Linkslenker; Scheiben/Trommel	1	24.3727-0657.2 580657	L= 1.670 L2= 1.705
1.8 Turbo D	51	12/95→02/99	←	↑; Scheiben/Trommel	1	24.3727-0661.2 580661	L= 281
			←	↑; 05/98→; + Lieferwagen; Scheiben/Trommel	1	24.3727-0661.2 580661	L= 281
			←	↑; → 04/98; + Lieferwagen; Scheiben/Trommel	1	24.3727-0661.2 580661	L= 281
			→	↓; für Linkslenker; Scheiben/Trommel	1	24.3727-0657.2 580657	L= 1.670 L2= 1.705
<b>FORD - ESCORT VII Turnier (GAL, ANL) 01/95→10/02</b>							
<b> Radbremszylinder</b>							
1.3	44	01/95→01/99	→	02/95→; - ABS; → 07/95		24.3219-1107.3 020338	TRW Ø 19,05 GG
1.4	54	01/95→12/96					
1.4	55	01/95→02/99	→	02/95→; + ABS		24.3222-1117.3 020272	Ø 22,2 GG
			→	08/95→; - ABS		24.3222-1117.3 020272	Ø 22,2 GG
1.6 16V	66	01/95→02/99	→	02/95→ 07/95; - ABS		24.3220-1112.3 020223	Ø 20,64 GG
1.8 16V	85	01/95→02/99	→	08/95→		24.3220-1112.3 020223	Ø 20,64 GG
			→	02/95→ 07/95; + ABS		24.3222-1117.3 020272	Ø 22,2 GG
1.8 D	44	01/95→02/99	→	02/95→; - ABS; → 07/95		24.3219-1107.3 020338	TRW Ø 19,05 GG
1.8 TD	66	01/95→02/99	→	08/95→		24.3220-1112.3 020223	Ø 20,64 GG
			→	02/95→ 07/95; + ABS		24.3222-1117.3 020272	Ø 22,2 GG
1.8 Turbo D	51	12/95→02/99	→			24.3220-1112.3 020223	Ø 20,64 GG
<b>Zubehörsatz, Bremsbacken</b>							
1.3	44	01/95→01/99		02/95→; + ABS; → 07.1995		03.0137-9251.2 669251	
1.4	54	01/95→12/96	→	02/95→; + ABS; 08.1995→		03.0137-9177.2 669177	
1.4	55	01/95→02/99	→	08/95→; - ABS		03.0137-9217.2 669217	TRW
			→	02/95→ 07/95; - ABS		03.0137-9217.2 669217	TRW
1.6 16V	66	01/95→02/99		02/95→; + ABS; → 07.1995		03.0137-9251.2 669251	
			→	02/95→; + ABS; 08.1995→		03.0137-9177.2 669177	
			→	02/95→; - ABS		03.0137-9217.2 669217	TRW
1.8 16V	85	01/95→02/99	→	02/95→; 08.1995→		03.0137-9177.2 669177	
			→	02/95→; → 07.1995		03.0137-9251.2 669251	
1.8 D	44	01/95→02/99	→	02/95→; 08.1995→		03.0137-9177.2 669177	
1.8 TD	66	01/95→02/99	→	02/95→; - ABS		03.0137-9217.2 669217	TRW
			→	02/95→; → 07.1995		03.0137-9251.2 669251	
1.8 Turbo D	51	12/95→02/99	→	08.1995→		03.0137-9177.2 669177	
			→	- ABS		03.0137-9217.2 669217	TRW
			→	→ 07.1995		03.0137-9251.2 669251	
↓							

















	kw					!#		
<b>FORD - ESCORT VII Turnier (GAL, ANL) 01/95→10/02</b>								
<b>Bremstrommel</b>								
1.3	44	01/95→01/99	➡	02/95→; - ABS			24.0218-0024.2 480079	Ø 180,0 x 44 / 181,3 - RLG / - ABS Ring / mit Radbefestigungsbolzen
1.4	54	01/95→12/96						
1.4	55	01/95→02/99						
1.6 16V	66	01/95→02/99					24.0218-0724.2 480206	Ø 180,0 x 44 / 181,3 + RLG / - ABS Ring / mit Radbefestigungsbolzen
1.8 D	44	01/95→02/99						
1.8 TD	66	01/95→02/99						
			➡	02/95→ 07/95; + ABS			24.0220-3004.2 480023	Ø 203,0 x 49 / 204 - RLG / - ABS Ring / mit Radbefestigungsbolzen
			➡	08/95→; + ABS			24.0220-3009.2 480080	Ø 203,0 x 48,5 / 204,3 - RLG / - ABS Ring / mit Radbefestigungsbolzen
							24.0220-3709.2 480220	Ø 203,0 x 48,5 / 204,3 + RLG / - ABS Ring / mit Radbefestigungsbolzen
1.8 16V	85	01/95→02/99	➡	02/95→ 07/95			24.0220-3004.2 480023	Ø 203,0 x 49 / 204 - RLG / - ABS Ring / mit Radbefestigungsbolzen
			➡	08/95→			24.0220-3009.2 480080	Ø 203,0 x 48,5 / 204,3 - RLG / - ABS Ring / mit Radbefestigungsbolzen
							24.0220-3709.2 480220	Ø 203,0 x 48,5 / 204,3 + RLG / - ABS Ring / mit Radbefestigungsbolzen
1.8 Turbo D	51	12/95→02/99	➡	- ABS			24.0218-0024.2 480079	Ø 180,0 x 44 / 181,3 - RLG / - ABS Ring / mit Radbefestigungsbolzen
							24.0218-0724.2 480206	Ø 180,0 x 44 / 181,3 + RLG / - ABS Ring / mit Radbefestigungsbolzen
			➡	+ ABS			24.0220-3009.2 480080	Ø 203,0 x 48,5 / 204,3 - RLG / - ABS Ring / mit Radbefestigungsbolzen
							24.0220-3709.2 480220	Ø 203,0 x 48,5 / 204,3 + RLG / - ABS Ring / mit Radbefestigungsbolzen
<b>Bremsbackensatz</b>								
1.3	44	01/95→01/99	➡	02/95→ 07/95; - ABS			03.0137-0237.2 650237	Ø 180 x 32 + HEB
1.4	54	01/95→12/96	➡	08/95→; - ABS			03.0137-0337.2 650337	TRW Ø 180 x 32 + HEB
1.4	55	01/95→02/99	➡	02/95→; + ABS			03.0137-0338.2 650338	Ø 203 x 38
			➡	02/95→; + ABS			03.0137-0346.2 650346	Ø 203 x 38 + HEB
			➡	02/95→; + ABS			03.0520-6422.3 696422	TRW Ø 203 x 38 Ø 22,2 + RZ / + Zub TopKit
1.6 16V	66	01/95→02/99	➡	02/95→; - ABS			03.0137-0337.2 650337	TRW Ø 180 x 32 + HEB
			➡	02/95→; + ABS			03.0137-0338.2 650338	Ø 203 x 38
							03.0137-0346.2 650346	Ø 203 x 38 + HEB
			➡	02/95→ 07/95; + ABS			03.0520-6422.3 696422	TRW Ø 203 x 38 Ø 22,2 + RZ / + Zub TopKit
1.8 16V	85	01/95→02/99	➡	02/95→; - ABS			03.0137-0338.2 650338	Ø 203 x 38
			➡	02/95→; + ABS			03.0137-0346.2 650346	Ø 203 x 38 + HEB
			➡	02/95→ 07/95; + ABS			03.0520-6422.3 696422	TRW Ø 203 x 38 Ø 22,2 + RZ / + Zub TopKit
1.8 D	44	01/95→02/99	➡	02/95→; - ABS			03.0137-0337.2 650337	TRW Ø 180 x 32 + HEB
1.8 TD	66	01/95→02/99	➡	02/95→; - ABS			03.0137-0338.2 650338	Ø 203 x 38
			➡	02/95→; + ABS			03.0137-0346.2 650346	Ø 203 x 38 + HEB
			➡	02/95→ 07/95; - ABS			03.0520-5519.3 695519	TRW Ø 180 x 32 Ø 19,05 + RZ / + Zub TopKit
			➡	02/95→; + ABS			03.0520-6422.3 696422	TRW Ø 203 x 38 Ø 22,2 + RZ / + Zub TopKit
1.8 Turbo D	51	12/95→02/99	➡	- ABS			03.0137-0337.2 650337	TRW Ø 180 x 32 + HEB
			➡	- ABS			03.0137-0338.2 650338	Ø 203 x 38
			➡	+ ABS			03.0137-0346.2 650346	Ø 203 x 38 + HEB
			➡	+ ABS			03.0520-6422.3 696422	TRW Ø 203 x 38 Ø 22,2 + RZ / + Zub TopKit
<b>Reparatursatz, Automatische Nachstellung</b>								
1.6 16V	66	01/95→02/99	↓	02/95→; + ABS			03.0137-9701.2 669701	










	kw				!#		
<b>FORD - ESCORT VII Turnier (GAL, ANL) 01/95→10/02</b>							
<b>Reparaturatz, Automatische Nachstellung</b>							
1.8 16V	85	01/95→02/99		02/95→; + ABS		03.0137-9701.2	669701
1.8 D	44	01/95→02/99					
1.8 TD	66	01/95→02/99					
1.8 Turbo D	51	12/95→02/99		+ ABS		03.0137-9701.2	669701
<b> Seilzug, Feststellbremse</b>							
1.3	44	01/95→01/99	←	↑; 02/95→ 04/98; + Lieferwagen; Scheiben/Trommel	1	24.3727-0661.2	580661 L= 281
1.4	55	01/95→02/99					
1.6 16V	66	01/95→02/99	←	↑; 05/98→; + Lieferwagen; Scheiben/Trommel	1	24.3727-0661.2	580661 L= 281
1.8 16V	85	01/95→02/99					
1.8 D	44	01/95→02/99					
1.8 TD	66	01/95→02/99	←	↑; 02/95→; Scheiben/Trommel	1	24.3727-0661.2	580661 L= 281
			→	↓; 02/95→; für Linkslenker; Scheiben/Trommel	1	24.3727-0657.2	580657 L= 1.670 L2= 1.705
1.4	54	01/95→12/96	←	↑; 02/95→; + Lieferwagen; Scheiben/Trommel	1	24.3727-0661.2	580661 L= 281
			←	↑; 02/95→; Scheiben/Trommel	1	24.3727-0661.2	580661 L= 281
			→	↓; 02/95→; für Linkslenker; Scheiben/Trommel	1	24.3727-0657.2	580657 L= 1.670 L2= 1.705
1.8 Turbo D	51	12/95→02/99	←	↑; Scheiben/Trommel	1	24.3727-0661.2	580661 L= 281
			←	↑; → 04/98; + Lieferwagen; Scheiben/Trommel	1	24.3727-0661.2	580661 L= 281
			←	↑; 05/98→; + Lieferwagen; Scheiben/Trommel	1	24.3727-0661.2	580661 L= 281
			→	↓; für Linkslenker; Scheiben/Trommel	1	24.3727-0657.2	580657 L= 1.670 L2= 1.705
<b>FORD - ESCORT CLASSIC (AAL, ABL) 10/98→07/00</b>							
<b> Radbremszylinder</b>							
1.6 16V	66	10/98→07/00	→			24.3222-1117.3	020272 Ø 22,2 GG
1.8 TD	66	10/98→07/00	→			24.3220-1112.3	020223 Ø 20,64 GG
<b>Zubehörsatz, Bremsbacken</b>							
1.6 16V	66	10/98→07/00		+ ABS; → 07.1995		03.0137-9251.2	669251
			→	+ ABS; 08.1995→		03.0137-9177.2	669177
			→	- ABS		03.0137-9217.2	669217 TRW
1.8 TD	66	10/98→07/00	→	08.1995→		03.0137-9177.2	669177
			→	- ABS		03.0137-9217.2	669217 TRW
			→	→ 07.1995		03.0137-9251.2	669251
<b> Bremstrommel</b>							
1.6 16V	66	10/98→07/00	→	- ABS		24.0218-0024.2	480079 Ø 180,0 x 44 / 181,3 - RLG / - ABS Ring / mit Radbefestigungsbolzen
1.8 TD	66	10/98→07/00				24.0218-0724.2	480206 Ø 180,0 x 44 / 181,3 + RLG / - ABS Ring / mit Radbefestigungsbolzen
			→	+ ABS		24.0220-3009.2	480080 Ø 203,0 x 48,5 / 204,3 - RLG / - ABS Ring / mit Radbefestigungsbolzen
						24.0220-3709.2	480220 Ø 203,0 x 48,5 / 204,3 + RLG / - ABS Ring / mit Radbefestigungsbolzen
<b> Bremsbackensatz</b>							
1.6 16V	66	10/98→07/00	→	- ABS		03.0137-0337.2	650337 TRW Ø 180 x 32 + HEB
			→	+ ABS		03.0137-0338.2	650338 Ø 203 x 38
			→			03.0137-0346.2	650346 Ø 203 x 38 + HEB
			→			03.0520-6422.3	696422 TRW Ø 203 x 38 Ø 22,2 + RZ / + Zub TopKit
1.8 TD	66	10/98→07/00	→	- ABS		03.0137-0337.2	650337 TRW Ø 180 x 32 + HEB
			→	- ABS		03.0137-0338.2	650338 Ø 203 x 38
			→	+ ABS		03.0137-0346.2	650346 Ø 203 x 38 + HEB
			→	+ ABS		03.0520-6422.3	696422 TRW Ø 203 x 38 Ø 22,2 + RZ / + Zub TopKit
<b>Reparaturatz, Automatische Nachstellung</b>							
1.6 16V	66	10/98→07/00		+ ABS		03.0137-9701.2	669701


























	kw				!#		
<b>FORD - ESCORT CLASSIC (AAL, ABL) 10/98→07/00</b>							
<b>Reparaturatz, Automatische Nachstellung</b>							
1.8 TD	66	10/98→07/00		+ ABS		03.0137-9701.2 669701	
 <b>Seilzug, Feststellbremse</b>							
1.6 16V	66	10/98→07/00	←	↑; Scheiben/Trommel	1	24.3727-0661.2 580661	L= 281
1.8 TD	66	10/98→07/00	←	↑; → 02/99; + Lieferwagen; Scheiben/Trommel	1	24.3727-0661.2 580661	L= 281
			→	↓; für Linkslenker; Scheiben/Trommel	1	24.3727-0657.2 580657	L= 1.670 L2= 1.705
<b>FORD - ESCORT CLASSIC Turnier (ANL) 02/99→07/00</b>							
 <b>Radbremszylinder</b>							
1.6 16V	66	02/99→07/00	→			24.3220-1112.3 020223	Ø 20,64 GG
1.8 TD	66	02/99→07/00	→				
<b>Zubehörsatz, Bremsbacken</b>							
1.6 16V	66	02/99→07/00		+ ABS; → 07.1995		03.0137-9251.2 669251	
			→	+ ABS; 08.1995→		03.0137-9177.2 669177	
			→	- ABS		03.0137-9217.2 669217	TRW
1.8 TD	66	02/99→07/00	→	08.1995→		03.0137-9177.2 669177	
			→	- ABS		03.0137-9217.2 669217	TRW
			→	→ 07.1995		03.0137-9251.2 669251	
 <b>Bremstrommel</b>							
1.6 16V	66	02/99→07/00	→	- ABS		24.0218-0024.2 480079	Ø 180,0 x 44 / 181,3 - RLG / - ABS Ring / mit Radbefestigungsbolzen
1.8 TD	66	02/99→07/00	→			24.0218-0724.2 480206	Ø 180,0 x 44 / 181,3 + RLG / - ABS Ring / mit Radbefestigungsbolzen
			→	+ ABS		24.0220-3009.2 480080	Ø 203,0 x 48,5 / 204,3 - RLG / - ABS Ring / mit Radbefestigungsbolzen
			→			24.0220-3709.2 480220	Ø 203,0 x 48,5 / 204,3 + RLG / - ABS Ring / mit Radbefestigungsbolzen
 <b>Bremsbackensatz</b>							
1.6 16V	66	02/99→07/00	→	- ABS		03.0137-0337.2 650337	TRW Ø 180 x 32 + HEB
			→	+ ABS		03.0137-0338.2 650338	Ø 203 x 38
			→			03.0137-0346.2 650346	Ø 203 x 38 + HEB
1.8 TD	66	02/99→07/00	→	- ABS		03.0137-0337.2 650337	TRW Ø 180 x 32 + HEB
			→	- ABS		03.0137-0338.2 650338	Ø 203 x 38
			→	+ ABS		03.0137-0346.2 650346	Ø 203 x 38 + HEB
			→	+ ABS		03.0520-6422.3 696422	TRW Ø 203 x 38 Ø 22,2 + RZ / + Zub TopKit
<b>Reparaturatz, Automatische Nachstellung</b>							
1.6 16V	66	02/99→07/00		+ ABS		03.0137-9701.2 669701	
1.8 TD	66	02/99→07/00					
 <b>Seilzug, Feststellbremse</b>							
1.6 16V	66	02/99→07/00	←	↑; Scheiben/Trommel	1	24.3727-0661.2 580661	L= 281
1.8 TD	66	02/99→07/00	←	↑; → 02/99; + Lieferwagen; Scheiben/Trommel	1	24.3727-0661.2 580661	L= 281
			→	↓; für Linkslenker; Scheiben/Trommel	1	24.3727-0657.2 580657	L= 1.670 L2= 1.705
<b>FORD - FIESTA III (GFJ) 01/89→01/97</b>							
 <b>Radbremszylinder</b>							
1.3 Cat	44	05/91→01/97	→	→ 12/93; - SCS		24.3217-1601.3 020180	Ø 17,46 GG
			→	01/94→ 11/96; - SCS		24.3219-1717.3 020415	Ø 19,05 GG
			→	→ 11/96		24.3222-1111.3 020266	Ø 22,2 GG
1.4	55	11/92→12/96	→	→ 12/93; - SCS		24.3217-1601.3 020180	Ø 17,46 GG
			→	01/94→ 11/96; - SCS		24.3219-1717.3 020415	Ø 19,05 GG
			→	→ 11/96; + SCS		24.3222-1111.3 020266	Ø 22,2 GG
↓							

	kw				!#			
<b>FORD - FIESTA III (GFJ) 01/89→01/97</b>								
<b>Zubehörsatz, Bremsbacken</b>								
1.3 Cat	44	05/91→01/97	➡	→ 11/96; + SCS		03.0137-9120.2	669120	
1.4	55	11/92→12/96	➡	→ 11/96; - SCS		03.0137-9121.2	669121	
<b>Bremstrommel</b>								
1.3 Cat	44	05/91→01/97	➡	→ 11/96; - SCS		24.0218-0024.2	480079	Ø 180,0 x 44 / 181,3 - RLG / - ABS Ring / mit Radbefestigungsbolzen
1.4	55	11/92→12/96	➡			24.0218-0724.2	480206	Ø 180,0 x 44 / 181,3 + RLG / - ABS Ring / mit Radbefestigungsbolzen
			➡	→ 11/96; + SCS		24.0220-3002.2	480021	Ø 203,0 x 46,5 / 204 - RLG / - ABS Ring / mit Radbefestigungsbolzen
<b>Bremsbackensatz</b>								
1.3 Cat	44	05/91→01/97	➡	→ 11/96; - SCS		03.0137-0235.2	650235	Ø 180 x 32
1.4	55	11/92→12/96	➡	→ 11/96; + SCS		03.0137-0236.2	650236	Ø 203 x 39
			➡	→ 12/93; - SCS		03.0420-2922.3	682922	BDX Ø 203 x 39 Ø 22,2 + RZ / + Zub Kit
			➡	→ 12/93; - SCS		03.0520-1417.3	691417	BDX Ø 180 x 32 Ø 17,46 + RZ / + Zub TopKit
			➡	01/94→ 11/96; - SCS		03.0520-4419.3	694419	Ø 180 x 32 Ø 19,05 + RZ / + Zub TopKit
<b>Seilzug, Feststellbremse</b>								
1.3 Cat	44	05/91→01/97	⬅	☒; → 11/96; Trommelbremse	1	24.3727-0628.2	580628	L= 151
			➡	☒; → 07/91; Trommelbremse	1	24.3727-0623.2	580623	L= 3.268
			➡	☒; 08/91→ 01/94	1	24.3727-0626.2	580626	L= 3.242
			➡	☒; 02/94→ 11/96	1	24.3727-0662.2	580662	L= 3.255
1.4	55	11/92→12/96	⬅	☒; → 11/96; Trommelbremse	1	24.3727-0628.2	580628	L= 151
			➡	☒; → 01/94	1	24.3727-0626.2	580626	L= 3.242
			➡	☒; 02/94→ 11/96	1	24.3727-0662.2	580662	L= 3.255
<b>FORD - FIESTA IV (JA_, JB_) 08/95→09/02</b>								
<b>Radbremszylinder</b>								
1.0 i	38	02/97→09/99	➡			24.3217-1715.3	020463	TRW Ø 17,78 GG
						24.3219-1107.3	020338	TRW Ø 19,05 GG
1.0 i	48	09/99→01/02	➡	→ 01/00		24.3217-1715.3	020463	TRW Ø 17,78 GG
			➡			24.3219-1107.3	020338	TRW Ø 19,05 GG
			➡	02/00→		24.3219-1735.3	020464	Ø 19,05 ALU
1.25 i 16V	55	08/95→01/02	➡	01/96→ 01/00; Schaltgetriebe		24.3217-1715.3	020463	TRW Ø 17,78 GG
			➡	01/96→; Vollautomatik		24.3219-1107.3	020338	TRW Ø 19,05 GG
			➡	02/00→; Schaltgetriebe		24.3219-1735.3	020464	Ø 19,05 ALU
1.3	42	04/96→08/99	➡			24.3217-1715.3	020463	TRW Ø 17,78 GG
1.3 i	44	04/96→08/99	➡					
1.3 i	37	08/95→01/02	➡	01/96→ 01/00		24.3217-1715.3	020463	TRW Ø 17,78 GG
1.3 i	44	08/95→01/02	➡					
1.8 D	44	08/95→04/00	➡	02/00→		24.3219-1735.3	020464	Ø 19,05 ALU
1.4 i 16V	66	04/96→01/02	➡			24.3219-1107.3	020338	TRW Ø 19,05 GG
1.6	65	02/00→01/02	➡					
1.6 16V Sport	76	02/00→01/02	➡					
1.8 DI	55	04/00→01/02	➡			24.3219-1735.3	020464	Ø 19,05 ALU
<b>Zubehörsatz, Bremsbacken</b>								
1.0 i	38	02/97→09/99	➡			03.0137-9217.2	669217	TRW
1.3	42	04/96→08/99	➡					
1.3 i	44	04/96→08/99	➡					
1.0 i	48	09/99→01/02	➡	02/00→; - ABS		03.0137-9179.2	669179	AP
1.4 i 16V	66	04/96→01/02	➡	→ 01/00		03.0137-9217.2	669217	TRW
			➡	02/00→; + ABS		03.0137-9259.2	669259	
1.25 i 16V	55	08/95→01/02	➡	02/00→; - ABS		03.0137-9179.2	669179	AP
1.3 i	37	08/95→01/02	➡					
1.3 i	44	08/95→01/02	➡	01/96→ 01/00		03.0137-9217.2	669217	TRW
1.8 D	44	08/95→04/00	➡	02/00→; + ABS		03.0137-9259.2	669259	
↓								












	kw				!#		
<b>FORD - FIESTA IV (JA_, JB_) 08/95→09/02</b>							
<b>Zubehörsatz, Bremsbacken</b>							
1.6 1.6 16V Sport 1.8 DI	65 76 55	02/00→01/02 02/00→01/02 04/00→01/02	➡ ➡ ➡	- ABS  + ABS		03.0137-9179.2 669179 03.0137-9259.2 669259	AP
<b> Bremstrommel</b>							
1.0 i 1.3 1.3 i	38 42 44	02/97→09/99 04/96→08/99 04/96→08/99	➡  ➡	+ ABS  		24.0218-0024.2 480079 24.0218-0724.2 480206	Ø 180,0 x 44 / 181,3 - RLG / - ABS Ring / mit Radbe- festigungsbolzen Ø 180,0 x 44 / 181,3 + RLG / - ABS Ring / mit Radbe- festigungsbolzen
1.0 i 1.4 i 16V	48 66	09/99→01/02 04/96→01/02	➡  ➡  ➡	02/00→; - ABS  → 01/00; + ABS  02/00→; + ABS		24.0218-0024.2 480079 24.0218-0724.2 480206 24.0218-0024.2 480079 24.0218-0724.2 480206 24.0220-3009.2 480080 24.0220-3709.2 480220	Ø 180,0 x 44 / 181,3 - RLG / - ABS Ring / mit Radbe- festigungsbolzen Ø 180,0 x 44 / 181,3 + RLG / - ABS Ring / mit Radbe- festigungsbolzen Ø 180,0 x 44 / 181,3 - RLG / - ABS Ring / mit Radbe- festigungsbolzen Ø 180,0 x 44 / 181,3 + RLG / - ABS Ring / mit Radbe- festigungsbolzen Ø 203,0 x 48,5 / 204,3 - RLG / - ABS Ring / mit Radbe- festigungsbolzen Ø 203,0 x 48,5 / 204,3 + RLG / - ABS Ring / mit Radbe- festigungsbolzen
1.25 i 16V 1.3 i 1.3 i 1.8 D	55 37 44 44	08/95→01/02 08/95→01/02 08/95→01/02 08/95→04/00	➡  ➡  ➡	02/00→; - ABS  01/96→ 01/00; + ABS  02/00→; + ABS		24.0218-0024.2 480079 24.0218-0724.2 480206 24.0218-0024.2 480079 24.0218-0724.2 480206 24.0220-3009.2 480080 24.0220-3709.2 480220	Ø 180,0 x 44 / 181,3 - RLG / - ABS Ring / mit Radbe- festigungsbolzen Ø 180,0 x 44 / 181,3 + RLG / - ABS Ring / mit Radbe- festigungsbolzen Ø 180,0 x 44 / 181,3 - RLG / - ABS Ring / mit Radbe- festigungsbolzen Ø 180,0 x 44 / 181,3 + RLG / - ABS Ring / mit Radbe- festigungsbolzen Ø 203,0 x 48,5 / 204,3 - RLG / - ABS Ring / mit Radbe- festigungsbolzen Ø 203,0 x 48,5 / 204,3 + RLG / - ABS Ring / mit Radbe- festigungsbolzen
1.6 1.6 16V Sport 1.8 DI	65 76 55	02/00→01/02 02/00→01/02 04/00→01/02	➡  ➡	- ABS  + ABS		24.0218-0024.2 480079 24.0218-0724.2 480206 24.0220-3009.2 480080 24.0220-3709.2 480220	Ø 180,0 x 44 / 181,3 - RLG / - ABS Ring / mit Radbe- festigungsbolzen Ø 180,0 x 44 / 181,3 + RLG / - ABS Ring / mit Radbe- festigungsbolzen Ø 203,0 x 48,5 / 204,3 - RLG / - ABS Ring / mit Radbe- festigungsbolzen Ø 203,0 x 48,5 / 204,3 + RLG / - ABS Ring / mit Radbe- festigungsbolzen
<b> Bremsbackensatz</b>							
1.0 i	38	02/97→09/99	➡			03.0137-0337.2 650337 03.0520-3617.3 693617 03.0520-5519.3 695519	TRW Ø 180 x 32 + HEB TRW Ø 180 x 32 Ø 17,78 + RZ / + Zub TopKit TRW Ø 180 x 32 Ø 19,05 + RZ / + Zub TopKit
1.0 i	48	09/99→01/02	➡  ➡  ➡	→ 01/00  02/00→; + ABS  02/00→; - ABS		03.0137-0337.2 650337 03.0520-3617.3 693617 03.0137-0394.2 650394 03.0520-6319.3 696319 03.0137-0412.2 650412	TRW Ø 180 x 32 + HEB TRW Ø 180 x 32 Ø 17,78 + RZ / + Zub TopKit Ø 203 x 38 + HEB AP Ø 203 x 38 Ø 19,05 + RZ / + Zub TopKit AP Ø 180 x 32 + HEB
↓							















	kw				!#		
<b>FORD - FIESTA IV (JA_, JB_) 08/95→09/02</b>							
<b> Bremsbackensatz</b>							
1.0 i	48	09/99→01/02	➡	02/00→; - ABS		<b>03.0520-6219.3 696219</b>	AP Ø 180 x 32 Ø 19,05 + RZ / + Zub TopKit
			➡			<b>03.0520-5519.3 695519</b>	TRW Ø 180 x 32 Ø 19,05 + RZ / + Zub TopKit
1.25 i 16V	55	08/95→01/02	➡	01/96→ 01/00		<b>03.0137-0337.2 650337</b>	TRW Ø 180 x 32 + HEB
			➡	02/00→; + ABS		<b>03.0137-0394.2 650394</b>	Ø 203 x 38 + HEB
			➡	02/00→; - ABS		<b>03.0137-0412.2 650412</b>	AP Ø 180 x 32 + HEB
			➡	01/96→ 01/00; Schaltgetriebe		<b>03.0520-3617.3 693617</b>	TRW Ø 180 x 32 Ø 17,78 + RZ / + Zub TopKit
			➡	01/96→; Vollautomatik		<b>03.0520-5519.3 695519</b>	TRW Ø 180 x 32 Ø 19,05 + RZ / + Zub TopKit
			➡	02/00→; Schaltgetriebe; - ABS		<b>03.0520-6219.3 696219</b>	AP Ø 180 x 32 Ø 19,05 + RZ / + Zub TopKit
			➡	02/00→; Schaltgetriebe; + ABS		<b>03.0520-6319.3 696319</b>	AP Ø 203 x 38 Ø 19,05 + RZ / + Zub TopKit
1.3 1.3 i	42 44	04/96→08/99 04/96→08/99	➡			<b>03.0137-0337.2 650337</b> <b>03.0520-3617.3 693617</b>	TRW Ø 180 x 32 + HEB TRW Ø 180 x 32 Ø 17,78 + RZ / + Zub TopKit
1.3 i 1.3 i 1.8 D	37 44 44	08/95→01/02 08/95→01/02 08/95→04/00	➡	01/96→ 01/00		<b>03.0137-0337.2 650337</b> <b>03.0520-3617.3 693617</b>	TRW Ø 180 x 32 + HEB TRW Ø 180 x 32 Ø 17,78 + RZ / + Zub TopKit
			➡	02/00→; + ABS		<b>03.0137-0394.2 650394</b> <b>03.0520-6319.3 696319</b>	Ø 203 x 38 + HEB AP Ø 203 x 38 Ø 19,05 + RZ / + Zub TopKit
			➡	02/00→; - ABS		<b>03.0137-0412.2 650412</b> <b>03.0520-6219.3 696219</b>	AP Ø 180 x 32 + HEB AP Ø 180 x 32 Ø 19,05 + RZ / + Zub TopKit
1.4 i 16V	66	04/96→01/02	➡	→ 01/00		<b>03.0137-0337.2 650337</b>	TRW Ø 180 x 32 + HEB
			➡	02/00→; + ABS		<b>03.0137-0394.2 650394</b>	Ø 203 x 38 + HEB
			➡	02/00→; - ABS		<b>03.0137-0412.2 650412</b>	AP Ø 180 x 32 + HEB
			➡			<b>03.0520-5519.3 695519</b>	TRW Ø 180 x 32 Ø 19,05 + RZ / + Zub TopKit
1.6 1.6 16V Sport	65 76	02/00→01/02 02/00→01/02	➡	+ ABS		<b>03.0137-0394.2 650394</b>	Ø 203 x 38 + HEB
			➡	- ABS		<b>03.0137-0412.2 650412</b>	AP Ø 180 x 32 + HEB
			➡			<b>03.0520-5519.3 695519</b>	TRW Ø 180 x 32 Ø 19,05 + RZ / + Zub TopKit
1.8 DI	55	04/00→01/02	➡	+ ABS		<b>03.0137-0394.2 650394</b> <b>03.0520-6319.3 696319</b>	Ø 203 x 38 + HEB AP Ø 203 x 38 Ø 19,05 + RZ / + Zub TopKit
			➡	- ABS		<b>03.0137-0412.2 650412</b> <b>03.0520-6219.3 696219</b>	AP Ø 180 x 32 + HEB AP Ø 180 x 32 Ø 19,05 + RZ / + Zub TopKit
<b> Seilzug, Feststellbremse</b>							
1.0 i	38	02/97→09/99	←	⬆; Trommelbremse	1	<b>24.3727-1800.2 581800</b>	L= 312
1.0 i	48	09/99→01/02	➡				
1.3	42	04/96→08/99	➡	⬇; Trommelbremse	1	<b>24.3727-0660.2 580660</b>	L= 1.575 L2= 1.627
1.3 i	44	04/96→08/99					
1.4 i 16V	66	04/96→01/02					
1.6	65	02/00→01/02					
1.6 16V Sport	76	02/00→01/02					
1.8 DI	55	04/00→01/02					
1.25 i 16V	55	08/95→01/02	←	⬆; 01/96→; Trommelbremse	1	<b>24.3727-1800.2 581800</b>	L= 312
1.3 i	37	08/95→01/02	➡				
1.3 i	44	08/95→01/02	➡	⬇; 01/96→; Trommelbremse	1	<b>24.3727-0660.2 580660</b>	L= 1.575 L2= 1.627
1.8 D	44	08/95→04/00					
<b>FORD - FIESTA V (JH_, JD_) 11/01→03/10</b>							
<b> Radbremszylinder</b>							
1.25 16V	51	03/03→06/08	➡			<b>24.3219-1735.3 020464</b>	Ø 19,05 ALU
1.25 16V	55	05/02→06/08					
1.6 TDCi	66	11/04→06/08					
1.3	44	11/01→06/08	➡	04/02→		<b>24.3219-1735.3 020464</b>	Ø 19,05 ALU
1.3	51	11/01→06/08					
1.4 16V	59	11/01→06/08					
1.4 TDCi	50	11/01→06/08					
1.6 16V	74	11/01→06/08					
↓							













	kW				!#		
<b>FORD - FIESTA V (JH_, JD_) 11/01→03/10</b>							
<b>Zubehörsatz, Bremsbacken</b>							
1.25 16V	51	03/03→06/08	➔			03.0137-9259.2	669259
1.25 16V	55	05/02→06/08					
1.6 TDCi	66	11/04→06/08					
1.3	44	11/01→06/08	➔	04/02→		03.0137-9259.2	669259
1.3	51	11/01→06/08					
1.4 16V	59	11/01→06/08					
1.4 TDCi	50	11/01→06/08					
1.6 16V	74	11/01→06/08					
<b> Bremstrommel</b>							
1.25 16V	51	03/03→06/08	➔			24.0220-3026.2	480175
1.25 16V	55	05/02→06/08					
1.6 TDCi	66	11/04→06/08				24.0220-3726.2	480216
							Ø 203,0 x 44,5 / 204,3 - RLG / - ABS Ring
							Ø 203,0 x 44,5 / 204,3 + RLG / - ABS Ring
1.3	44	11/01→06/08	➔	04/02→		24.0220-3026.2	480175
1.3	51	11/01→06/08					
1.4 16V	59	11/01→06/08					
1.4 TDCi	50	11/01→06/08				24.0220-3726.2	480216
1.6 16V	74	11/01→06/08					
							Ø 203,0 x 44,5 / 204,3 - RLG / - ABS Ring
							Ø 203,0 x 44,5 / 204,3 + RLG / - ABS Ring
<b> Bremsbackensatz</b>							
1.25 16V	51	03/03→06/08	➔			03.0137-0394.2	650394
1.25 16V	55	05/02→06/08				03.0520-6319.3	696319
1.6 TDCi	66	11/04→06/08					
							Ø 203 x 38 + HEB
							AP Ø 203 x 38 Ø 19,05 + RZ / + Zub TopKit
1.3	44	11/01→06/08	➔	04/02→		03.0137-0394.2	650394
1.3	51	11/01→06/08				03.0520-6319.3	696319
1.4 16V	59	11/01→06/08					
1.4 TDCi	50	11/01→06/08					
1.6 16V	74	11/01→06/08					
							Ø 203 x 38 + HEB
							AP Ø 203 x 38 Ø 19,05 + RZ / + Zub TopKit
<b> Seilzug, Feststellbremse</b>							
1.25 16V	51	03/03→06/08	←	☒; Trommelbremse	1	24.3727-0658.2	580658
1.25 16V	55	05/02→06/08					
1.6 TDCi	66	11/04→06/08	➔	☒; Trommelbremse	1	24.3727-0653.2	580653
							L= 306
							L= 1.305 L2= 1.445
1.3	44	11/01→06/08	←	☒; 04/02→; Trommelbremse	1	24.3727-0658.2	580658
1.3	51	11/01→06/08					
1.4 16V	59	11/01→06/08	➔	☒; 04/02→; Trommelbremse	1	24.3727-0653.2	580653
1.4 TDCi	50	11/01→06/08					
1.6 16V	74	11/01→06/08					
							L= 306
							L= 1.305 L2= 1.445
<b>FORD - FIESTA V Van 10/03→12/10</b>							
<b> Radbremszylinder</b>							
1.3	51	10/03→07/05	➔			24.3219-1735.3	020464
							Ø 19,05 ALU
1.4 TDCi	50	10/03→12/10	➔	→ 08/08		24.3219-1735.3	020464
1.6 TDCi	66	04/07→09/09					
							Ø 19,05 ALU
<b>Zubehörsatz, Bremsbacken</b>							
1.3	51	10/03→07/05	➔			03.0137-9259.2	669259
1.4 TDCi	50	10/03→12/10	➔	→ 08/08		03.0137-9259.2	669259
1.6 TDCi	66	04/07→09/09					
<b> Bremstrommel</b>							
1.3	51	10/03→07/05	➔			24.0220-3026.2	480175
						24.0220-3726.2	480216
							Ø 203,0 x 44,5 / 204,3 - RLG / - ABS Ring
							Ø 203,0 x 44,5 / 204,3 + RLG / - ABS Ring
1.4 TDCi	50	10/03→12/10	➔	→ 08/08		24.0220-3026.2	480175
1.6 TDCi	66	04/07→09/09				24.0220-3726.2	480216
							Ø 203,0 x 44,5 / 204,3 - RLG / - ABS Ring
							Ø 203,0 x 44,5 / 204,3 + RLG / - ABS Ring
<b> Bremsbackensatz</b>							
1.3	51	10/03→07/05	➔			03.0137-0394.2	650394
						03.0520-6319.3	696319
							Ø 203 x 38 + HEB
							AP Ø 203 x 38 Ø 19,05 + RZ / + Zub TopKit
1.4 TDCi	50	10/03→12/10	➔	→ 08/08		03.0137-0394.2	650394
1.6 TDCi	66	04/07→09/09				03.0520-6319.3	696319
							Ø 203 x 38 + HEB
							AP Ø 203 x 38 Ø 19,05 + RZ / + Zub TopKit
<b> Seilzug, Feststellbremse</b>							
1.3	51	10/03→07/05	←	☒; Trommelbremse	1	24.3727-0658.2	580658
			➔	☒; Trommelbremse	1	24.3727-0653.2	580653
							L= 306
							L= 1.305 L2= 1.445
















	kW				!#		
<b>FORD - FIESTA V Van 10/03→12/10</b>							
 <b>Seilzug, Feststellbremse</b>							
1.4 TDCi	50	10/03→12/10	←	↑; → 08/08; Trommelbremse	1	24.3727-0658.2 580658	L= 306
1.6 TDCi	66	04/07→09/09	→	↓; → 08/08; Trommelbremse	1	24.3727-0653.2 580653	L= 1.305 L2= 1.445
<b>FORD - FIESTA VI (CB1, CCN) 06/08→</b>							
 <b>Radbremszylinder</b>							
1.0	48	01/13→	→			24.3219-1760.3 020529	Ø 19,05 ALU
1.0	59	10/12→					
1.0 EcoBoost	74	01/13→					
1.0 Sport	103	05/14→					
1.4 TDCi	50	01/09→					
1.4 TDCi	51	07/10→					
1.5 TDCi	70	05/15→					
1.6	62	03/15→					
1.6 TDCi	70	02/10→					
1.6 Ti	99	12/10→					
1.0 EcoBoost	92	09/12→	→	10/12→		24.3219-1760.3 020529	Ø 19,05 ALU
1.5 TDCi	55	09/12→					
1.6 Ti	77	09/12→					
1.25	44	06/08→	→	09/08→		24.3219-1760.3 020529	Ø 19,05 ALU
1.25	60	06/08→					
1.4	71	06/08→					
1.6 TDCi	55	06/08→					
1.6 TDCi	66	06/08→					
1.6 Ti	88	06/08→					
1.4 LPG	68	01/09→	→	06/09→		24.3219-1760.3 020529	Ø 19,05 ALU
1.4 LPG	71	01/09→					
<b>Zubehörsatz, Bremsbacken</b>							
1.0	48	01/13→	→			03.0137-9304.2 669304	
1.0	59	10/12→					
1.0 EcoBoost	74	01/13→					
1.0 Sport	103	05/14→					
1.4 TDCi	50	01/09→					
1.4 TDCi	51	07/10→					
1.5 TDCi	70	05/15→					
1.6	62	03/15→					
1.6 TDCi	70	02/10→					
1.6 Ti	99	12/10→					
1.0 EcoBoost	92	09/12→	→	10/12→		03.0137-9304.2 669304	
1.5 TDCi	55	09/12→					
1.6 Ti	77	09/12→					
1.25	44	06/08→	→	09/08→		03.0137-9304.2 669304	
1.25	60	06/08→					
1.4	71	06/08→					
1.6 TDCi	55	06/08→					
1.6 TDCi	66	06/08→					
1.6 Ti	88	06/08→					
1.4 LPG	68	01/09→	→	06/09→		03.0137-9304.2 669304	
1.4 LPG	71	01/09→					
 <b>Bremstrommel</b>							
1.25	44	06/08→	→	09/08→		24.0220-0009.1 480317	Ø 200,0 x 40,3 / 201,5
1.25	60	06/08→					
1.4	71	06/08→					
1.6 TDCi	55	06/08→					
1.6 TDCi	66	06/08→					
1.6 Ti	88	06/08→					
1.4 LPG	68	01/09→	→	06/09→		24.0220-0009.1 480317	Ø 200,0 x 40,3 / 201,5
1.4 LPG	71	01/09→					
1.4 TDCi	50	01/09→	→			24.0220-0009.1 480317	Ø 200,0 x 40,3 / 201,5
1.4 TDCi	51	07/10→					
1.6 TDCi	70	02/10→					
1.6 Ti	99	12/10→					
 <b>Bremsbackensatz</b>							
1.0	48	01/13→	→			03.0137-0497.2 650497	Ø 200 x 32 + HEB
1.0	59	10/12→					
1.0 EcoBoost	74	01/13→				03.0520-7619.3 697619	Ø 200 x 32 Ø 19,05 + RZ / + Zub TopKit
1.0 Sport	103	05/14→					
1.4 TDCi	50	01/09→					
1.4 TDCi	51	07/10→					
1.5 TDCi	70	05/15→					
1.6	62	03/15→					
1.6 TDCi	70	02/10→					
1.6 Ti	99	12/10→					
1.0 EcoBoost	92	09/12→	→	10/12→		03.0137-0497.2 650497	Ø 200 x 32 + HEB
1.5 TDCi	55	09/12→					
1.6 Ti	77	09/12→				03.0520-7619.3 697619	Ø 200 x 32 Ø 19,05 + RZ / + Zub TopKit
↓							



















	kw			!#		
<b>FORD - FIESTA VI (CB1, CCN) 06/08→</b>						
 <b>Bremsbackensatz</b>						
1.25	44	06/08→	→	09/08→	03.0137-0497.2 650497	Ø 200 x 32 + HEB
1.25	60	06/08→			03.0520-7619.3 697619	Ø 200 x 32 Ø 19,05 + RZ / + Zub TopKit
1.4	71	06/08→				
1.6 TDCi	55	06/08→				
1.6 TDCi	66	06/08→				
1.6 Ti	88	06/08→				
1.4 LPG	68	01/09→	→	06/09→	03.0137-0497.2 650497	Ø 200 x 32 + HEB
1.4 LPG	71	01/09→			03.0520-7619.3 697619	Ø 200 x 32 Ø 19,05 + RZ / + Zub TopKit
 <b>Seilzug, Feststellbremse</b>						
1.0	48	01/13→	←	↑; → 05/13	1 24.3727-0679.2 580679	L= 408
1.0	59	10/12→				
1.0 EcoBoost	74	01/13→	←	↑; 06/13→	1 24.3727-0679.2 580679	L= 408
1.0 EcoBoost	92	09/12→	←	↑; 10/12→ 05/13	1 24.3727-0679.2 580679	L= 408
1.5 TDCi	55	09/12→				
1.6 Ti	77	09/12→	←	↑; 06/13→	1 24.3727-0679.2 580679	L= 408
1.0 Sport	103	05/14→	←	↑	1 24.3727-0679.2 580679	L= 408
1.5 TDCi	70	05/15→				
1.6	62	03/15→				
<b>FORD - FIESTA VI Van 01/09→</b>						
 <b>Radbremszylinder</b>						
1.0	48	01/13→	→		24.3219-1760.3 020529	Ø 19,05 ALU
1.0	59	10/12→				
1.0 EcoBoost	74	01/13→				
1.0 EcoBoost	103	05/14→				
1.25	60	01/09→				
1.4 TDCi	50	01/09→				
1.4 TDCi	51	07/10→				
1.5 TDCi	55	10/12→				
1.5 TDCi	70	05/15→				
1.6 TDCi	66	01/09→				
1.6 TDCi	70	02/10→				
1.0 EcoBoost	92	09/12→	→	10/12→	24.3219-1760.3 020529	Ø 19,05 ALU
<b>Zubehörsatz, Bremsbacken</b>						
1.0	48	01/13→	→		03.0137-9304.2 669304	
1.0	59	10/12→				
1.0 EcoBoost	74	01/13→				
1.0 EcoBoost	103	05/14→				
1.25	60	01/09→				
1.4 TDCi	50	01/09→				
1.4 TDCi	51	07/10→				
1.5 TDCi	55	10/12→				
1.5 TDCi	70	05/15→				
1.6 TDCi	66	01/09→				
1.6 TDCi	70	02/10→				
1.0 EcoBoost	92	09/12→	→	10/12→	03.0137-9304.2 669304	
 <b>Bremstrommel</b>						
1.25	60	01/09→	→		24.0220-0009.1 480317	Ø 200,0 x 40,3 / 201,5
1.4 TDCi	50	01/09→				
1.4 TDCi	51	07/10→				
1.6 TDCi	66	01/09→				
1.6 TDCi	70	02/10→				
 <b>Bremsbackensatz</b>						
1.0	48	01/13→	→		03.0137-0497.2 650497	Ø 200 x 32 + HEB
1.0	59	10/12→			03.0520-7619.3 697619	Ø 200 x 32 Ø 19,05 + RZ / + Zub TopKit
1.0 EcoBoost	74	01/13→				
1.0 EcoBoost	103	05/14→				
1.25	60	01/09→				
1.4 TDCi	50	01/09→				
1.4 TDCi	51	07/10→				
1.5 TDCi	55	10/12→				
1.5 TDCi	70	05/15→				
1.6 TDCi	66	01/09→				
1.6 TDCi	70	02/10→				
1.0 EcoBoost	92	09/12→	→	10/12→	03.0137-0497.2 650497	Ø 200 x 32 + HEB
					03.0520-7619.3 697619	Ø 200 x 32 Ø 19,05 + RZ / + Zub TopKit
 <b>Seilzug, Feststellbremse</b>						
1.0	48	01/13→	←	↑; → 05/13	1 24.3727-0679.2 580679	L= 408
1.0	59	10/12→				
1.0 EcoBoost	74	01/13→	←	↑; 06/13→	1 24.3727-0679.2 580679	L= 408

	kW				!#		
<b>FORD - FIESTA VI Van 01/09→</b>							
 <b>Seilzug, Feststellbremse</b>							
1.5 TDCi	55	10/12→	←	↑; → 05/13	1	24.3727-0679.2 580679	L= 408
			←	↑; 06/13→	1	24.3727-0679.2 580679	L= 408
1.0 EcoBoost	92	09/12→	←	↑; 06/13→	1	24.3727-0679.2 580679	L= 408
			←	↑; 10/12→ 05/13	1	24.3727-0679.2 580679	L= 408
1.0 EcoBoost 1.5 TDCi	103 70	05/14→ 05/15→	←	↑	1	24.3727-0679.2 580679	L= 408
<b>FORD - FIESTA Kasten (JV_) 05/98→08/03</b>							
 <b>Radbremszylinder</b>							
D 1.8 TD 1.8	44 55	05/98→04/02 03/00→08/03	→	→ 03/02		24.3222-1117.3 020272	Ø 22,2 GG
<b>Zubehörsatz, Bremsbacken</b>							
D 1.8 TD 1.8	44 55	05/98→04/02 03/00→08/03	→	→ 03/02		03.0137-9177.2 669177	
 <b>Bremstrommel</b>							
D 1.8 TD 1.8	44 55	05/98→04/02 03/00→08/03	→	→ 03/02		24.0220-3008.2 480075	Ø 203,0 x 45 / 204
 <b>Bremsbackensatz</b>							
D 1.8 TD 1.8	44 55	05/98→04/02 03/00→08/03	→	→ 03/02		03.0137-0338.2 650338 03.0520-6422.3 696422	Ø 203 x 38 TRW Ø 203 x 38 Ø 22,2 + RZ / + Zub TopKit
 <b>Seilzug, Feststellbremse</b>							
D 1.8 TD 1.8	44 55	05/98→04/02 03/00→08/03	→	↓; → 03/02; Trommelbremse	1	24.3727-0634.2 580634	L= 1.875 L2= 1.930
<b>FORD - FOCUS (DAW, DBW) 09/98→12/07</b>							
 <b>Radbremszylinder</b>							
1.4 16V	55	10/98→09/99	→			24.3220-1112.3 020223	Ø 20,64 GG
1.4 16V 1.6 16V 1.6 16V Flexifuel 1.8 16V	55 74 75 85	10/98→11/04 10/98→11/04 01/02→11/04 10/98→11/04	→	→ 09/04		24.3220-1112.3 020223	Ø 20,64 GG
1.8 DI / TDDi 1.8 Turbo DI / TDDi	55 66	08/99→11/04 10/98→11/04	→	→ 09/04; nur paarweise austauschen		24.3219-1107.3 020338	TRW Ø 19,05 GG
<b>Zubehörsatz, Bremsbacken</b>							
1.4 16V	55	10/98→09/99	→			03.0137-9235.2 669235	
1.4 16V 1.6 16V 1.6 16V Flexifuel 1.8 16V 1.8 DI / TDDi 1.8 Turbo DI / TDDi	55 74 75 85 55 66	10/98→11/04 10/98→11/04 01/02→11/04 10/98→11/04 08/99→11/04 10/98→11/04	→	→ 09/04		03.0137-9235.2 669235	
 <b>Bremstrommel</b>							
1.4 16V	55	10/98→09/99	→			24.0220-3020.2 480131 24.0220-3720.2 480210	Ø 203,0 x 44,5 / 204,3 - RLG / - ABS Ring / mit Radbe- festigungsbolzen Ø 203,0 x 44,5 / 204,3 + RLG / - ABS Ring / mit Radbe- festigungsbolzen
1.4 16V 1.6 16V 1.6 16V Flexifuel 1.8 16V 1.8 DI / TDDi 1.8 Turbo DI / TDDi	55 74 75 85 55 66	10/98→11/04 10/98→11/04 01/02→11/04 10/98→11/04 08/99→11/04 10/98→11/04	→	→ 09/04		24.0220-3020.2 480131 24.0220-3720.2 480210	Ø 203,0 x 44,5 / 204,3 - RLG / - ABS Ring / mit Radbe- festigungsbolzen Ø 203,0 x 44,5 / 204,3 + RLG / - ABS Ring / mit Radbe- festigungsbolzen
 <b>Bremsbackensatz</b>							
1.4 16V	55	10/98→09/99	→			03.0137-0356.2 650356 03.0520-6620.3 696620	Ø 203 x 38 + HEB TRW Ø 203 x 38 Ø 20,64 + RZ / + Zub TopKit
1.4 16V 1.6 16V 1.6 16V Flexifuel 1.8 16V	55 74 75 85	10/98→11/04 10/98→11/04 01/02→11/04 10/98→11/04	→	→ 09/04		03.0137-0356.2 650356 03.0520-6620.3 696620	Ø 203 x 38 + HEB TRW Ø 203 x 38 Ø 20,64 + RZ / + Zub TopKit
1.8 DI / TDDi	55	08/99→11/04	→	→ 09/04		03.0137-0356.2 650356	Ø 203 x 38 + HEB









	kw				!#		
<b>FORD - FOCUS (DAW, DBW) 09/98→12/07</b>							
 <b>Bremsbackensatz</b>							
1.8 Turbo DI / TDDi	66	10/98→11/04	➡	→ 09/04		03.0520-5919.3 695919	Ø 203 x 38 Ø 19,05 + RZ / + Zub TopKit
 <b>Seilzug, Feststellbremse</b>							
1.4 16V	55	10/98→09/99	←	⬆; Scheiben/Trommel	1	24.3727-0650.2 580650	L= 326
			➡	⬇; Trommelbremse	1	24.3727-0649.2 580649	L= 1.483 L2= 1.483
			➡	⬇; Scheibenbremse	1	24.3727-0656.2 580656	L= 1.770 L2= 1.770
			➡	⬇; Scheiben/Trommel	2	24.3727-0663.2 580663	L= 175
1.4 16V	55	10/98→11/04	←	⬆; → 08/01; Scheiben/Trommel	1	24.3727-0650.2 580650	L= 326
1.6 16V	74	10/98→11/04	←	⬆; 09/01→ 09/04; Scheiben/Trommel	1	24.3727-0654.2 580654	L= 330
1.8 16V	85	10/98→11/04	←	⬆; 09/01→ 09/04; Scheiben/Trommel	1	24.3727-0654.2 580654	L= 330
1.8 DI / TDDi	55	08/99→11/04	➡	⬇; → 08/01; Trommelbremse	1	24.3727-0649.2 580649	L= 1.483 L2= 1.483
1.8 TDCi	85	03/01→11/04	➡	⬇; 09/01→ 09/04; Trommelbremse	1	24.3727-0651.2 580651	L= 1.483 L2= 1.483
1.8 Turbo DI / TDDi	66	10/98→11/04	➡	⬇; 09/01→ 09/04; Trommelbremse	1	24.3727-0651.2 580651	L= 1.483 L2= 1.483
2.0 16V	96	10/98→11/04	➡	⬇; 09/01→ 09/04; Scheibenbremse	1	24.3727-0655.2 580655	L= 1.770 L2= 1.770
			➡	⬇; → 08/01; Scheibenbremse	1	24.3727-0656.2 580656	L= 1.770 L2= 1.770
			➡	⬇; → 08/01; Scheiben/Trommel	2	24.3727-0663.2 580663	L= 175
			➡	⬇; 09/01→ 09/04; Scheiben/Trommel	2	24.3727-0663.2 580663	L= 175
1.6 16V Flexifuel	75	01/02→11/04	←	⬆; → 09/04; Scheiben/Trommel	1	24.3727-0654.2 580654	L= 330
1.8 TDCi	74	08/02→11/04	➡	⬇; → 09/04; Trommelbremse	1	24.3727-0651.2 580651	L= 1.483 L2= 1.483
RS	158	10/02→11/04	➡	⬇; → 09/04; Scheibenbremse	1	24.3727-0655.2 580655	L= 1.770 L2= 1.770
ST170	127	03/02→11/04	➡	⬇; → 09/04; Scheiben/Trommel	2	24.3727-0663.2 580663	L= 175
<b>FORD - FOCUS II (DA_, HCP, DP) 07/04→09/13</b>							
 <b>Radbremsszylinder</b>							
1.4	59	07/04→09/12	➡	10/04→ 02/11		24.3220-1721.3 020467	Ø 20,64 ALU
<b>Zubehörsatz, Bremsbacken</b>							
1.4	59	07/04→09/12	➡	10/04→ 02/11		03.0137-9279.2 669279	
 <b>Bremstrommel</b>							
1.4	59	07/04→09/12	➡	10/04→ 02/11		24.0222-8035.1 480188	Ø 228,3 x 50,4 / 230,3
 <b>Bremsbackensatz</b>							
1.4	59	07/04→09/12	➡	10/04→ 02/11		03.0137-0467.2 650467 03.0520-8120.3 698120	Ø 228 x 42 + HEB AP Ø 228 x 42 Ø 20,64 + RZ / + Zub TopKit
 <b>Seilzug, Feststellbremse</b>							
1.4	59	07/04→09/12	←	⬆; 10/04→ 02/11; - eFSB; Scheibenbremse	1	24.3727-0678.2 580678	L= 341
			➡	⬇; 10/04→ 02/11; - eFSB; Scheibenbremse	1	24.3727-0659.2 580659	L= 1.816 L2= 1.860
			➡	⬇; 10/04→ 02/11; Trommelbremse	1	24.3727-0664.2 580664	L= 1.440 L2= 1.490
1.6	74	07/04→09/12	←	⬆; 10/04→ 02/11; - eFSB; Scheibenbremse	1	24.3727-0678.2 580678	L= 341
1.6 TDCi	74	07/04→09/12	←	⬆; 10/04→ 02/11; - eFSB; Scheibenbremse	1	24.3727-0678.2 580678	L= 341
1.6 TDCi	80	07/04→09/12	➡	⬇; 10/04→ 02/11; - eFSB; Scheibenbremse	1	24.3727-0659.2 580659	L= 1.816 L2= 1.860
1.6 Ti	85	07/04→09/12	➡	⬇; 10/04→ 02/11; - eFSB; Scheibenbremse	1	24.3727-0659.2 580659	L= 1.816 L2= 1.860
2.0	107	07/04→09/12	➡	⬇; 10/04→ 02/11; - eFSB; Scheibenbremse	1	24.3727-0659.2 580659	L= 1.816 L2= 1.860
2.0 TDCi	100	07/04→09/12	➡	⬇; 10/04→ 02/11; - eFSB; Scheibenbremse	1	24.3727-0659.2 580659	L= 1.816 L2= 1.860
1.6 LPG	85	10/09→07/11	←	⬆; → 02/11; - eFSB; Scheibenbremse	1	24.3727-0678.2 580678	L= 341
1.6 TDCi	66	01/05→09/12	➡	⬇; → 02/11; - eFSB; Scheibenbremse	1	24.3727-0659.2 580659	L= 1.816 L2= 1.860
1.8	92	03/06→09/12	➡	⬇; → 02/11; - eFSB; Scheibenbremse	1	24.3727-0659.2 580659	L= 1.816 L2= 1.860
1.8 Flexifuel	92	01/06→09/12	➡	⬇; → 02/11; - eFSB; Scheibenbremse	1	24.3727-0659.2 580659	L= 1.816 L2= 1.860
1.8 TDCi	85	01/05→09/12	➡	⬇; → 02/11; - eFSB; Scheibenbremse	1	24.3727-0659.2 580659	L= 1.816 L2= 1.860
2.0	105	04/10→09/12	➡	⬇; → 02/11; - eFSB; Scheibenbremse	1	24.3727-0659.2 580659	L= 1.816 L2= 1.860
2.0 CNG	107	04/09→07/11	➡	⬇; → 02/11; - eFSB; Scheibenbremse	1	24.3727-0659.2 580659	L= 1.816 L2= 1.860
2.0 LPG	107	06/08→07/11	➡	⬇; → 02/11; - eFSB; Scheibenbremse	1	24.3727-0659.2 580659	L= 1.816 L2= 1.860
2.0 TDCi	81	02/08→07/11	➡	⬇; → 02/11; - eFSB; Scheibenbremse	1	24.3727-0659.2 580659	L= 1.816 L2= 1.860
2.5 ST	166	10/05→09/12	➡	⬇; → 02/11; - eFSB; Scheibenbremse	1	24.3727-0659.2 580659	L= 1.816 L2= 1.860
2.0	104	06/05→09/08	←	⬆; - eFSB; Scheibenbremse	1	24.3727-0678.2 580678	L= 341
2.0 Flex	107	10/08→03/10	➡	⬇; - eFSB; Scheibenbremse	1	24.3727-0659.2 580659	L= 1.816 L2= 1.860
2.0 TDCi	98	07/04→01/08	←	⬆; 10/04→; - eFSB; Scheibenbremse	1	24.3727-0678.2 580678	L= 341
			➡	⬇; 10/04→; - eFSB; Scheibenbremse	1	24.3727-0659.2 580659	L= 1.816 L2= 1.860
2.5 RS	224	01/09→07/11	➡	⬇; → 02/11; Scheibenbremse	1	24.3727-0672.2 580672	L= 1.848 L2= 1.933
2.5 RS 500	257	05/10→07/11	➡	⬇; → 02/11; Scheibenbremse	1	24.3727-0672.2 580672	L= 1.848 L2= 1.933









	kw				!#		
<b>FORD - FOCUS II Cabriolet 10/06→09/10</b>							
 <b>Seilzug, Feststellbremse</b>							
1.6	74	10/06→09/10	←	↑; - eFSB; Scheibenbremse	1	24.3727-0678.2 580678	L= 341
2.0	107	10/06→09/10	→	↓; - eFSB; Scheibenbremse	1	24.3727-0659.2 580659	L= 1.816 L2= 1.860
2.0 TDCi	100	10/06→09/10					
<b>FORD - FOCUS II Stufenheck (DB_, FCH, DH) 04/05→</b>							
 <b>Radbremsszylinder</b>							
1.4	59	04/05→09/12	→	→ 02/11		24.3220-1721.3 020467	Ø 20,64 ALU
<b>Zubehörsatz, Bremsbacken</b>							
1.4	59	04/05→09/12	→	→ 02/11		03.0137-9279.2 669279	
 <b>Bremstrommel</b>							
1.4	59	04/05→09/12	→	→ 02/11		24.0222-8035.1 480188	Ø 228,3 x 50,4 / 230,3
 <b>Bremsbackensatz</b>							
1.4	59	04/05→09/12	→	→ 02/11		03.0137-0467.2 650467 03.0520-8120.3 698120	Ø 228 x 42 + HEB AP Ø 228 x 42 Ø 20,64 + RZ / + Zub TopKit
 <b>Seilzug, Feststellbremse</b>							
1.4	59	04/05→09/12	←	↑; → 02/11; - eFSB; Scheibenbremse	1	24.3727-0678.2 580678	L= 341
			→	↓; → 02/11; - eFSB; Scheibenbremse	1	24.3727-0659.2 580659	L= 1.816 L2= 1.860
			→	↓; → 02/11; Trommelbremse	1	24.3727-0664.2 580664	L= 1.440 L2= 1.490
1.6 1.6 TDCi 1.6 TDCi 1.6 TDCi 1.6 Ti 1.8 1.8 Flexifuel 1.8 TDCi 2.0 2.0 TDCi 2.0 TDCi	74	04/05→09/12	←	↑; → 02/11; - eFSB; Scheibenbremse	1	24.3727-0678.2 580678	L= 341
	66	04/05→09/12					
	74	04/05→09/12					
	80	04/05→09/12					
	85	04/05→09/12					
	92	03/06→09/12					
	92	06/06→07/11					
	85	04/05→09/12					
	107	04/05→07/11					
	81	02/08→07/11					
100	04/05→09/12						
1.8 Flexifuel	96	12/05→01/08	←	↑; 01/06→; - eFSB; Scheibenbremse	1	24.3727-0678.2 580678	L= 341
			→	↓; 01/06→; - eFSB; Scheibenbremse	1	24.3727-0659.2 580659	L= 1.816 L2= 1.860
<b>FORD - FOCUS II Turnier (DA_, FFS, DS) 07/04→09/12</b>							
 <b>Radbremsszylinder</b>							
1.4	59	07/04→09/12	→	10/04→ 02/11		24.3220-1721.3 020467	Ø 20,64 ALU
<b>Zubehörsatz, Bremsbacken</b>							
1.4	59	07/04→09/12	→	10/04→ 02/11		03.0137-9279.2 669279	
 <b>Bremstrommel</b>							
1.4	59	07/04→09/12	→	10/04→ 02/11		24.0222-8035.1 480188	Ø 228,3 x 50,4 / 230,3
 <b>Bremsbackensatz</b>							
1.4	59	07/04→09/12	→	10/04→ 02/11		03.0137-0467.2 650467 03.0520-8120.3 698120	Ø 228 x 42 + HEB AP Ø 228 x 42 Ø 20,64 + RZ / + Zub TopKit
 <b>Seilzug, Feststellbremse</b>							
1.4	59	07/04→09/12	←	↑; 10/04→ 02/11; - eFSB; Scheibenbremse	1	24.3727-0678.2 580678	L= 341
			→	↓; 10/04→ 02/11; - eFSB; Scheibenbremse	1	24.3727-0659.2 580659	L= 1.816 L2= 1.860
			→	↓; 10/04→ 02/11; Trommelbremse	1	24.3727-0664.2 580664	L= 1.440 L2= 1.490
1.6 1.6 TDCi 1.6 TDCi 1.6 Ti 2.0 2.0 TDCi	74	07/04→07/11	←	↑; 10/04→ 02/11; - eFSB; Scheibenbremse	1	24.3727-0678.2 580678	L= 341
	74	07/04→09/12					
	80	07/04→09/12					
	85	07/04→09/12					
	107	07/04→09/12					
100	07/04→09/12						
1.6 LPG 1.6 TDCi 1.8 1.8 Flexifuel	85	10/09→09/12	←	↑; → 02/11; - eFSB; Scheibenbremse	1	24.3727-0678.2 580678	L= 341
	81	12/07→09/12					
	92	03/06→09/12					
	92	01/06→09/12					










	kW				!#		
<b>FORD - FOCUS II Turnier (DA, FFS, DS) 07/04→09/12</b>							
<b>Seilzug, Feststellbremse</b>							
2.0 LPG 2.0 TDCi	107 81	06/08→07/11 02/08→07/11	←	↑; → 02/11; - eFSB; Scheibenbremse	1	24.3727-0678.2 580678	L= 341
			→	↓; → 02/11; - eFSB; Scheibenbremse	1	24.3727-0659.2 580659	L= 1.816 L2= 1.860
1.6 TDCi 1.8 TDCi	66 85	07/04→09/12 07/04→09/12	←	↑; 01/05→ 02/11; - eFSB; Scheibenbremse	1	24.3727-0678.2 580678	L= 341
			→	↓; 01/05→ 02/11; - eFSB; Scheibenbremse	1	24.3727-0659.2 580659	L= 1.816 L2= 1.860
2.0 TDCi	98	07/04→01/08	←	↑; 10/04→; - eFSB; Scheibenbremse	1	24.3727-0678.2 580678	L= 341
			→	↓; 10/04→; - eFSB; Scheibenbremse	1	24.3727-0659.2 580659	L= 1.816 L2= 1.860
<b>FORD - FOCUS III 07/10→</b>							
<b>Radbremszylinder</b>							
1.0 EcoBoost 1.0 EcoBoost 1.5 EcoBoost 1.5 EcoBoost 1.5 TDCi 1.5 TDCi 1.5 TDCi ECONetic 1.6 Flexifuel 1.6 LPG 1.6 LPG 1.6 TDCi ECONetic 1.6 Ti 1.6 Ti 2.0 2.0 TDCi 2.0 TDCi ST 2.0 Ti-GDi Electric	74 92 110 134 70 88 77 110 86 88 77 63 88 110 110 136 125 107	02/12→ 02/12→ 09/14→ 09/14→ 09/14→ 09/14→ 09/14→ 07/13→ 02/12→ 02/12→ 05/12→ 08/11→ 02/12→ 10/13→ 11/14→ 11/14→ 08/11→ 07/13→	→			24.3220-1750.3 020595	Ø 20,64 ALU
1.0 EcoBoost	103	10/17→	→	Trommelbremse	2	24.3220-1750.3 020595	Ø 20,64 ALU
1.6 EcoBoost 1.6 EcoBoost 1.6 Flexifuel 1.6 TDCi 1.6 TDCi 1.6 Ti 1.6 Ti 2.0 TDCi 2.0 TDCi 2.0 TDCi 2.0 TDCi	110 134 88 70 85 77 92 85 100 103 120	07/10→ 07/10→ 07/10→ 07/10→ 07/10→ 07/10→ 07/10→ 07/10→ 07/10→ 07/10→ 07/10→	→	03/11→		24.3220-1750.3 020595	Ø 20,64 ALU
<b>Zubehörsatz, Bremsbacken</b>							
1.0 EcoBoost 1.0 EcoBoost 1.5 EcoBoost 1.5 EcoBoost 1.5 TDCi 1.5 TDCi 1.5 TDCi ECONetic 1.6 Flexifuel 1.6 LPG 1.6 LPG 1.6 TDCi ECONetic 1.6 Ti 1.6 Ti 2.0 2.0 TDCi 2.0 TDCi ST 2.0 Ti-GDi Electric	74 92 110 134 70 88 77 110 86 88 77 63 88 110 110 136 125 107	02/12→ 02/12→ 09/14→ 09/14→ 09/14→ 09/14→ 09/14→ 07/13→ 02/12→ 02/12→ 05/12→ 08/11→ 02/12→ 10/13→ 11/14→ 11/14→ 08/11→ 07/13→	→			03.0137-9313.2 669313	
1.0 EcoBoost	103	10/17→	→	Trommelbremse		03.0137-9313.2 669313	
1.6 EcoBoost 1.6 EcoBoost 1.6 Flexifuel 1.6 TDCi 1.6 TDCi 1.6 Ti 1.6 Ti 2.0 TDCi 2.0 TDCi 2.0 TDCi 2.0 TDCi	110 134 88 70 85 77 92 85 100 103 120	07/10→ 07/10→ 07/10→ 07/10→ 07/10→ 07/10→ 07/10→ 07/10→ 07/10→ 07/10→ 07/10→	→	03/11→		03.0137-9313.2 669313	
<b>Bremsbackensatz</b>							
1.0 EcoBoost 1.0 EcoBoost ↓	74 92	02/12→ 02/12→	→			03.0137-0512.2 650512	Ø 228 x 42 + HEB







	kW				! #		
<b>FORD - FOCUS III 07/10→</b>							
 <b>Bremsbackensatz</b>							
1.5 EcoBoost	110	09/14→	➔			03.0521-0420.3 690107	Ø 228 x 42 Ø 20,64 + RZ / + Zub TopKit
1.5 EcoBoost	134	09/14→					
1.5 TDCi	70	09/14→					
1.5 TDCi	88	09/14→					
1.5 TDCi ECONetic	77	09/14→					
1.6 Flexifuel	110	07/13→					
1.6 LPG	86	02/12→					
1.6 LPG	88	02/12→					
1.6 TDCi ECONetic	77	05/12→					
1.6 Ti	63	08/11→					
1.6 Ti	88	02/12→					
2.0	110	10/13→					
2.0 TDCi	110	11/14→					
2.0 TDCi ST	136	11/14→					
2.0 Ti-GDi	125	08/11→					
Electric	107	07/13→					
1.6 EcoBoost	110	07/10→	➔	03/11→		03.0137-0512.2 650512	Ø 228 x 42 + HEB
1.6 EcoBoost	134	07/10→				03.0521-0420.3 690107	Ø 228 x 42 Ø 20,64 + RZ / + Zub TopKit
1.6 Flexifuel	88	07/10→					
1.6 TDCi	70	07/10→					
1.6 TDCi	85	07/10→					
1.6 Ti	77	07/10→					
1.6 Ti	92	07/10→					
2.0 TDCi	85	07/10→					
2.0 TDCi	100	07/10→					
2.0 TDCi	103	07/10→					
2.0 TDCi	120	07/10→					
<b>FORD - FOCUS III Kasten/Kombi 02/12→</b>							
 <b>Radbremsszylinder</b>							
1.0 EcoBoost	74	02/12→	➔			24.3220-1750.3 020595	Ø 20,64 ALU
1.0 EcoBoost	92	02/12→					
1.5 EcoBoost	110	09/14→					
1.5 EcoBoost	134	09/14→					
1.5 TDCi	70	09/14→					
1.5 TDCi	88	09/14→					
1.5 TDCi ECONetic	77	09/14→					
2.0 TDCi	110	11/14→					
<b>Zubehörsatz, Bremsbacken</b>							
1.0 EcoBoost	74	02/12→	➔			03.0137-9313.2 669313	
1.0 EcoBoost	92	02/12→					
1.5 EcoBoost	110	09/14→					
1.5 EcoBoost	134	09/14→					
1.5 TDCi	70	09/14→					
1.5 TDCi	88	09/14→					
1.5 TDCi ECONetic	77	09/14→					
2.0 TDCi	110	11/14→					
 <b>Bremsbackensatz</b>							
1.0 EcoBoost	74	02/12→	➔			03.0137-0512.2 650512	Ø 228 x 42 + HEB
1.0 EcoBoost	92	02/12→				03.0521-0420.3 690107	Ø 228 x 42 Ø 20,64 + RZ / + Zub TopKit
1.5 EcoBoost	110	09/14→					
1.5 EcoBoost	134	09/14→					
1.5 TDCi	70	09/14→					
1.5 TDCi	88	09/14→					
1.5 TDCi ECONetic	77	09/14→					
2.0 TDCi	110	11/14→					
<b>FORD - FOCUS III Kasten/Schrägheck 01/11→</b>							
 <b>Radbremsszylinder</b>							
1.0 EcoBoost	74	02/12→	➔			24.3220-1750.3 020595	Ø 20,64 ALU
1.0 EcoBoost	92	02/12→					
1.5 EcoBoost	110	09/14→					
1.5 EcoBoost	134	09/14→					
1.5 TDCi	70	09/14→					
1.5 TDCi	88	09/14→					
1.5 TDCi ECONetic	77	09/14→					
1.6 EcoBoost	110	11/11→06/14					
1.6 EcoBoost	134	11/11→06/14					
1.6 TDCi	85	02/12→					
2.0 TDCi	110	11/14→					
1.6 Ti	77	01/11→	➔	03/11→		24.3220-1750.3 020595	Ø 20,64 ALU
2.0 TDCi	85	01/11→06/14					
2.0 TDCi	103	01/11→06/14					
<b>Zubehörsatz, Bremsbacken</b>							
1.0 EcoBoost	74	02/12→	➔			03.0137-9313.2 669313	
1.0 EcoBoost	92	02/12→					
1.5 EcoBoost	110	09/14→					


























	kW				#			
<b>FORD - FOCUS III Kasten/Schrägheck 01/11→</b>								
<b>Zubehörsatz, Bremsbacken</b>								
1.5 EcoBoost	134	09/14→	➔			03.0137-9313.2	669313	
1.5 TDCi	70	09/14→						
1.5 TDCi	88	09/14→						
1.5 TDCi ECONetic	77	09/14→						
1.6 EcoBoost	110	11/11→06/14						
1.6 EcoBoost	134	11/11→06/14						
1.6 TDCi	85	02/12→						
2.0 TDCi	110	11/14→						
1.6 Ti	77	01/11→	➔	03/11→		03.0137-9313.2	669313	
2.0 TDCi	85	01/11→06/14						
2.0 TDCi	103	01/11→06/14						
<b> Bremsbackensatz</b>								
1.0 EcoBoost	74	02/12→	➔			03.0137-0512.2	650512	Ø 228 x 42 + HEB
1.0 EcoBoost	92	02/12→						
1.5 EcoBoost	110	09/14→				03.0521-0420.3	690107	Ø 228 x 42 Ø 20,64 + RZ / + Zub TopKit
1.5 EcoBoost	134	09/14→						
1.5 TDCi	70	09/14→						
1.5 TDCi	88	09/14→						
1.5 TDCi ECONetic	77	09/14→						
1.6 EcoBoost	110	11/11→06/14						
1.6 EcoBoost	134	11/11→06/14						
1.6 TDCi	85	02/12→						
2.0 TDCi	110	11/14→						
1.6 Ti	77	01/11→	➔	03/11→		03.0137-0512.2	650512	Ø 228 x 42 + HEB
2.0 TDCi	85	01/11→06/14				03.0521-0420.3	690107	Ø 228 x 42 Ø 20,64 + RZ / + Zub TopKit
2.0 TDCi	103	01/11→06/14						
<b>FORD - FOCUS III Stufenheck 07/10→</b>								
<b> Radbremszylinder</b>								
1.0 EcoBoost	74	02/12→	➔			24.3220-1750.3	020595	Ø 20,64 ALU
1.0 EcoBoost	92	02/12→						
1.5 EcoBoost	110	11/14→						
1.5 EcoBoost	134	11/14→						
1.5 TDCi	70	11/14→						
1.5 TDCi	88	11/14→						
1.5 TDCi ECONetic	77	11/14→						
1.6 Flexifuel	110	07/13→						
1.6 TDCi	77	05/12→						
1.6 Ti	63	08/11→						
2.0	110	10/13→						
2.0 GDi	125	08/11→						
2.0 TDCi	110	11/14→						
1.0 EcoBoost	103	10/17→	➔	Trommelbremse	2	24.3220-1750.3	020595	Ø 20,64 ALU
1.6 EcoBoost	110	07/10→	➔	03/11→		24.3220-1750.3	020595	Ø 20,64 ALU
1.6 EcoBoost	134	07/10→						
1.6 Flexifuel	88	07/10→						
1.6 TDCi	70	07/10→						
1.6 TDCi	85	07/10→						
1.6 Ti	77	07/10→						
1.6 Ti	92	07/10→						
2.0 TDCi	85	07/10→						
2.0 TDCi	100	07/10→						
2.0 TDCi	103	07/10→						
2.0 TDCi	120	07/10→						
<b>Zubehörsatz, Bremsbacken</b>								
1.0 EcoBoost	74	02/12→	➔			03.0137-9313.2	669313	
1.0 EcoBoost	92	02/12→						
1.5 EcoBoost	110	11/14→						
1.5 EcoBoost	134	11/14→						
1.5 TDCi	70	11/14→						
1.5 TDCi	88	11/14→						
1.5 TDCi ECONetic	77	11/14→						
1.6 Flexifuel	110	07/13→						
1.6 TDCi	77	05/12→						
1.6 Ti	63	08/11→						
2.0	110	10/13→						
2.0 GDi	125	08/11→						
2.0 TDCi	110	11/14→						
1.0 EcoBoost	103	10/17→	➔	Trommelbremse		03.0137-9313.2	669313	
1.6 EcoBoost	110	07/10→	➔	03/11→		03.0137-9313.2	669313	
1.6 EcoBoost	134	07/10→						
1.6 Flexifuel	88	07/10→						
1.6 TDCi	70	07/10→						
1.6 TDCi	85	07/10→						
1.6 Ti	77	07/10→						
1.6 Ti	92	07/10→						
2.0 TDCi	85	07/10→						
↓								

	kW				!#			
<b>FORD - FOCUS III Stufenheck 07/10→</b>								
<b>Zubehörsatz, Bremsbacken</b>								
2.0 TDCi	100	07/10→	➔	03/11→		03.0137-9313.2	669313	
2.0 TDCi	103	07/10→						
2.0 TDCi	120	07/10→						
<b> Bremsbackensatz</b>								
1.0 EcoBoost	74	02/12→	➔			03.0137-0512.2	650512	Ø 228 x 42 + HEB
1.0 EcoBoost	92	02/12→						
1.5 EcoBoost	110	11/14→				03.0521-0420.3	690107	Ø 228 x 42 Ø 20,64 + RZ / + Zub TopKit
1.5 EcoBoost	134	11/14→						
1.5 TDCi	70	11/14→						
1.5 TDCi	88	11/14→						
1.5 TDCi ECONetic	77	11/14→						
1.6 Flexifuel	110	07/13→						
1.6 TDCi	77	05/12→						
1.6 Ti	63	08/11→						
2.0	110	10/13→						
2.0 GDi	125	08/11→						
2.0 TDCi	110	11/14→						
1.6 EcoBoost	110	07/10→	➔	03/11→		03.0137-0512.2	650512	Ø 228 x 42 + HEB
1.6 EcoBoost	134	07/10→				03.0521-0420.3	690107	Ø 228 x 42 Ø 20,64 + RZ / + Zub TopKit
1.6 Flexifuel	88	07/10→						
1.6 TDCi	70	07/10→						
1.6 TDCi	85	07/10→						
1.6 Ti	77	07/10→						
1.6 Ti	92	07/10→						
2.0 TDCi	85	07/10→						
2.0 TDCi	100	07/10→						
2.0 TDCi	103	07/10→						
2.0 TDCi	120	07/10→						
<b>FORD - FOCUS III Turnier 07/10→</b>								
<b> Radbremszylinder</b>								
1.0 EcoBoost	74	02/12→	➔			24.3220-1750.3	020595	Ø 20,64 ALU
1.0 EcoBoost	92	02/12→						
1.5 EcoBoost	110	09/14→						
1.5 EcoBoost	134	09/14→						
1.5 TDCi	70	09/14→						
1.5 TDCi	88	09/14→						
1.5 TDCi ECONetic	77	09/14→						
1.6 Flexifuel	110	07/13→						
1.6 LPG	86	02/12→						
1.6 LPG	88	02/12→						
1.6 TDCi ECONetic	77	05/12→						
1.6 Ti	63	08/11→						
1.6 Ti	88	02/12→						
2.0	110	10/13→						
2.0 TDCi	110	11/14→						
2.0 TDCi ST	136	11/14→						
1.0 EcoBoost	103	10/17→	➔	Trommelbremse	2	24.3220-1750.3	020595	Ø 20,64 ALU
1.6 EcoBoost	110	07/10→	➔	03/11→		24.3220-1750.3	020595	Ø 20,64 ALU
1.6 EcoBoost	134	07/10→						
1.6 Flexifuel	88	07/10→						
1.6 TDCi	70	07/10→						
1.6 TDCi	85	07/10→						
1.6 Ti	77	07/10→						
1.6 Ti	92	07/10→						
2.0 TDCi	85	07/10→						
2.0 TDCi	100	07/10→						
2.0 TDCi	103	07/10→						
2.0 TDCi	120	07/10→						
2.0 Ti-GDi	125	07/10→	➔	08/11→		24.3220-1750.3	020595	Ø 20,64 ALU
<b>Zubehörsatz, Bremsbacken</b>								
1.0 EcoBoost	74	02/12→	➔			03.0137-9313.2	669313	
1.0 EcoBoost	92	02/12→						
1.5 EcoBoost	110	09/14→						
1.5 EcoBoost	134	09/14→						
1.5 TDCi	70	09/14→						
1.5 TDCi	88	09/14→						
1.5 TDCi ECONetic	77	09/14→						
1.6 Flexifuel	110	07/13→						
1.6 LPG	86	02/12→						
1.6 LPG	88	02/12→						
1.6 TDCi ECONetic	77	05/12→						
1.6 Ti	63	08/11→						
1.6 Ti	88	02/12→						
2.0	110	10/13→						
2.0 TDCi	110	11/14→						
2.0 TDCi ST	136	11/14→						
1.0 EcoBoost	103	10/17→	➔	Trommelbremse		03.0137-9313.2	669313	
↓								











	kW				#		
<b>FORD - FOCUS III Turnier 07/10→</b>							
<b>Zubehörsatz, Bremsbacken</b>							
1.6 EcoBoost	110	07/10→	➔	03/11→		03.0137-9313.2 669313	
1.6 EcoBoost	134	07/10→					
1.6 Flexifuel	88	07/10→					
1.6 TDCi	70	07/10→					
1.6 TDCi	85	07/10→					
1.6 Ti	77	07/10→					
1.6 Ti	92	07/10→					
2.0 TDCi	85	07/10→					
2.0 TDCi	100	07/10→					
2.0 TDCi	103	07/10→					
2.0 TDCi	120	07/10→					
2.0 Ti-GDi	125	07/10→	➔	08/11→		03.0137-9313.2 669313	
<b> Bremsbackensatz</b>							
1.0 EcoBoost	74	02/12→	➔			03.0137-0512.2 650512	Ø 228 x 42 + HEB
1.0 EcoBoost	92	02/12→					
1.5 EcoBoost	110	09/14→				03.0521-0420.3 690107	Ø 228 x 42 Ø 20,64 + RZ / + Zub TopKit
1.5 EcoBoost	134	09/14→					
1.5 TDCi	70	09/14→					
1.5 TDCi	88	09/14→					
1.5 TDCi ECONetic	77	09/14→					
1.6 Flexifuel	110	07/13→					
1.6 LPG	86	02/12→					
1.6 LPG	88	02/12→					
1.6 TDCi ECONetic	77	05/12→					
1.6 Ti	63	08/11→					
1.6 Ti	88	02/12→					
2.0	110	10/13→					
2.0 TDCi	110	11/14→					
2.0 TDCi ST	136	11/14→					
1.6 EcoBoost	110	07/10→	➔	03/11→		03.0137-0512.2 650512	Ø 228 x 42 + HEB
1.6 EcoBoost	134	07/10→				03.0521-0420.3 690107	Ø 228 x 42 Ø 20,64 + RZ / + Zub TopKit
1.6 Flexifuel	88	07/10→					
1.6 TDCi	70	07/10→					
1.6 TDCi	85	07/10→					
1.6 Ti	77	07/10→					
1.6 Ti	92	07/10→					
2.0 TDCi	85	07/10→					
2.0 TDCi	100	07/10→					
2.0 TDCi	103	07/10→					
2.0 TDCi	120	07/10→					
2.0 Ti-GDi	125	07/10→	➔	08/11→		03.0137-0512.2 650512	Ø 228 x 42 + HEB
						03.0521-0420.3 690107	Ø 228 x 42 Ø 20,64 + RZ / + Zub TopKit
<b>FORD - FOCUS C-MAX 10/03→03/07</b>							
<b> Seilzug, Feststellbremse</b>							
1.6	74	10/03→03/07	←	⬆; - eFSB; Scheibenbremse	1	24.3727-0678.2 580678	L= 341
1.6 TDCi	66	02/05→03/07					
1.6 TDCi	80	10/03→03/07	➔	⬇; - eFSB; Scheibenbremse	1	24.3727-0659.2 580659	L= 1.816 L2= 1.860
1.6 Ti	85	08/04→03/07					
1.8	88	10/03→03/07					
1.8	90	09/05→03/07					
1.8	92	04/04→03/07					
1.8 Flexifuel	92	01/06→03/07					
1.8 TDCi	85	01/05→03/07					
2.0 TDCi	98	10/03→03/07					
2.0 TDCi	100	10/03→03/07					
2.0	107	03/04→03/07	←	⬆; 04/04→; - eFSB; Scheibenbremse	1	24.3727-0678.2 580678	L= 341
			➔	⬇; 04/04→; - eFSB; Scheibenbremse	1	24.3727-0659.2 580659	L= 1.816 L2= 1.860
<b>FORD - FOCUS Stufenheck (DFW) 02/99→12/07</b>							
<b> Radbremszylinder</b>							
1.4 16V	55	02/99→11/04	➔	→ 09/04		24.3220-1112.3 020223	Ø 20,64 GG
1.6 16V	74	02/99→11/04					
1.8 16V	85	02/99→11/04					
1.8 Turbo DI / TDDi	55	08/01→03/05	➔	→ 09/04; nur paarweise austauschen		24.3219-1107.3 020338	TRW Ø 19,05 GG
1.8 Turbo DI / TDDi	66	02/99→11/04					
<b>Zubehörsatz, Bremsbacken</b>							
1.4 16V	55	02/99→11/04	➔	→ 09/04		03.0137-9235.2 669235	
1.6 16V	74	02/99→11/04					
1.8 16V	85	02/99→11/04					
1.8 Turbo DI / TDDi	55	08/01→03/05					
1.8 Turbo DI / TDDi	66	02/99→11/04					















	kw				!#		
<b>FORD - FOCUS Stufenheck (DFW) 02/99→12/07</b>							
<b>Bremstrommel</b>							
1.4 16V	55	02/99→11/04	➔	→ 09/04		24.0220-3020.2 480131	Ø 203,0 x 44,5 / 204,3 - RLG / - ABS Ring / mit Radbefestigungsbolzen
1.6 16V	74	02/99→11/04					
1.8 16V	85	02/99→11/04					
1.8 Turbo DI / TDDi	55	08/01→03/05				24.0220-3720.2 480210	Ø 203,0 x 44,5 / 204,3 + RLG / - ABS Ring / mit Radbefestigungsbolzen
1.8 Turbo DI / TDDi	66	02/99→11/04					
<b>Bremsbackensatz</b>							
1.4 16V	55	02/99→11/04	➔	→ 09/04		03.0137-0356.2 650356	Ø 203 x 38 + HEB
1.6 16V	74	02/99→11/04				03.0520-6620.3 696620	TRW Ø 203 x 38 Ø 20,64 + RZ / + Zub TopKit
1.8 16V	85	02/99→11/04					
1.8 Turbo DI / TDDi	55	08/01→03/05	➔	→ 09/04		03.0137-0356.2 650356	Ø 203 x 38 + HEB
1.8 Turbo DI / TDDi	66	02/99→11/04				03.0520-5919.3 695919	Ø 203 x 38 Ø 19,05 + RZ / + Zub TopKit
<b>Seilzug, Feststellbremse</b>							
1.4 16V	55	02/99→11/04	⬅	⬆; → 08/01; Scheiben/Trommel	1	24.3727-0650.2 580650	L= 326
1.6 16V	74	02/99→11/04	⬅	⬆; → 09/01→ 09/04; Scheiben/Trommel	1	24.3727-0654.2 580654	L= 330
1.8 16V	85	02/99→11/04	⬅	⬆; → 08/01; Trommelbremse	1	24.3727-0649.2 580649	L= 1.483 L2= 1.483
1.8 TDCi	85	03/01→11/04	➔	⬆; → 09/01→ 09/04; Trommelbremse	1	24.3727-0651.2 580651	L= 1.483 L2= 1.483
1.8 Turbo DI / TDDi	55	08/01→03/05	➔	⬆; → 09/01→ 09/04; Scheibenbremse	1	24.3727-0655.2 580655	L= 1.770 L2= 1.770
1.8 Turbo DI / TDDi	66	02/99→11/04	➔	⬆; → 08/01; Scheibenbremse	1	24.3727-0656.2 580656	L= 1.770 L2= 1.770
2.0 16V	96	02/99→11/04	➔	⬆; → 08/01; Scheiben/Trommel	2	24.3727-0663.2 580663	L= 175
			➔	⬆; → 09/01→ 09/04; Scheiben/Trommel	2	24.3727-0663.2 580663	L= 175
1.8 TDCi	74	08/02→11/04	⬅	⬆; → 09/04; Scheiben/Trommel	1	24.3727-0654.2 580654	L= 330
			➔	⬆; → 09/04; Trommelbremse	1	24.3727-0651.2 580651	L= 1.483 L2= 1.483
			➔	⬆; → 09/04; Scheibenbremse	1	24.3727-0655.2 580655	L= 1.770 L2= 1.770
			➔	⬆; → 09/04; Scheiben/Trommel	2	24.3727-0663.2 580663	L= 175
<b>FORD - FOCUS Turnier (DNW) 02/99→12/07</b>							
<b>Radbremszylinder</b>							
1.4 16V	55	02/99→11/04	➔	→ 09/04		24.3222-1117.3 020272	Ø 22,2 GG
1.6 16V	74	02/99→11/04					
1.6 16V Flexifuel	75	01/02→11/04					
1.8 16V	85	02/99→11/04					
1.8 BiFuel	82	02/03→01/05	➔			24.3222-1117.3 020272	Ø 22,2 GG
1.8 DI / TDDi	55	08/99→11/04	➔	→ 09/04		24.3220-1112.3 020223	Ø 20,64 GG
1.8 Turbo DI / TDDi	66	02/99→11/04					
<b>Zubehörsatz, Bremsbacken</b>							
1.4 16V	55	02/99→11/04	➔	→ 09/04		03.0137-9235.2 669235	
1.6 16V	74	02/99→11/04					
1.6 16V Flexifuel	75	01/02→11/04					
1.8 16V	85	02/99→11/04					
1.8 DI / TDDi	55	08/99→11/04					
1.8 Turbo DI / TDDi	66	02/99→11/04					
1.8 BiFuel	82	02/03→01/05	➔			03.0137-9235.2 669235	
<b>Bremstrommel</b>							
1.4 16V	55	02/99→11/04	➔	→ 09/04		24.0220-3020.2 480131	Ø 203,0 x 44,5 / 204,3 - RLG / - ABS Ring / mit Radbefestigungsbolzen
1.6 16V	74	02/99→11/04					
1.6 16V Flexifuel	75	01/02→11/04					
1.8 16V	85	02/99→11/04				24.0220-3720.2 480210	Ø 203,0 x 44,5 / 204,3 + RLG / - ABS Ring / mit Radbefestigungsbolzen
1.8 DI / TDDi	55	08/99→11/04					
1.8 Turbo DI / TDDi	66	02/99→11/04					
1.8 BiFuel	82	02/03→01/05	➔			24.0220-3020.2 480131	Ø 203,0 x 44,5 / 204,3 - RLG / - ABS Ring / mit Radbefestigungsbolzen
						24.0220-3720.2 480210	Ø 203,0 x 44,5 / 204,3 + RLG / - ABS Ring / mit Radbefestigungsbolzen
<b>Bremsbackensatz</b>							
1.4 16V	55	02/99→11/04	➔	→ 09/04		03.0137-0356.2 650356	Ø 203 x 38 + HEB
1.6 16V	74	02/99→11/04				03.0520-6222.3 696222	Ø 203 x 38 Ø 22,2 + RZ / + Zub TopKit
1.6 16V Flexifuel	75	01/02→11/04					
1.8 16V	85	02/99→11/04					
1.8 BiFuel	82	02/03→01/05	➔			03.0137-0356.2 650356	Ø 203 x 38 + HEB
















	kw				!#		
<b>FORD - FOCUS Turnier (DNW) 02/99→12/07</b>							
 <b>Bremsbackensatz</b>							
1.8 BiFuel	82	02/03→01/05	➡			03.0520-6222.3 696222	Ø 203 x 38 Ø 22,2 + RZ / + Zub TopKit
1.8 DI / TDDi	55	08/99→11/04	➡	→ 09/04		03.0137-0356.2 650356	Ø 203 x 38 + HEB
1.8 Turbo DI / TDDi	66	02/99→11/04				03.0520-6620.3 696620	TRW Ø 203 x 38 Ø 20,64 + RZ / + Zub TopKit
 <b>Seilzug, Feststellbremse</b>							
1.4 16V	55	02/99→11/04	←	☒; → 08/01; Scheiben/Trommel	1	24.3727-0650.2 580650	L= 326
1.6 16V	74	02/99→11/04	←	☒; 09/01→ 09/04; Scheiben/Trommel	1	24.3727-0654.2 580654	L= 330
1.8 16V	85	02/99→11/04	←				
1.8 DI / TDDi	55	08/99→11/04	➡	☒; → 08/01; Trommelbremse	1	24.3727-0649.2 580649	L= 1.483 L2= 1.483
1.8 TDCi	85	03/01→11/04	➡				
1.8 Turbo DI / TDDi	66	02/99→11/04	➡	☒; 09/01→ 09/04; Trommelbremse	1	24.3727-0651.2 580651	L= 1.483 L2= 1.483
2.0 16V	96	02/99→11/04	➡	☒; 09/01→ 09/04; Scheibenbremse	1	24.3727-0655.2 580655	L= 1.770 L2= 1.770
			➡	☒; → 08/01; Scheibenbremse	1	24.3727-0656.2 580656	L= 1.770 L2= 1.770
			➡	☒; → 08/01; Scheiben/Trommel	2	24.3727-0663.2 580663	L= 175
			➡	☒; 09/01→ 09/04; Scheiben/Trommel	2	24.3727-0663.2 580663	L= 175
1.6 16V Flexifuel	75	01/02→11/04	←	☒; → 09/04; Scheiben/Trommel	1	24.3727-0654.2 580654	L= 330
1.8 TDCi	74	08/02→11/04	➡	☒; → 09/04; Trommelbremse	1	24.3727-0651.2 580651	L= 1.483 L2= 1.483
ST170	127	08/02→11/04	➡	☒; → 09/04; Scheibenbremse	1	24.3727-0655.2 580655	L= 1.770 L2= 1.770
			➡	☒; → 09/04; Scheiben/Trommel	2	24.3727-0663.2 580663	L= 175
1.8 BiFuel	82	02/03→01/05	←	☒; Scheiben/Trommel	1	24.3727-0654.2 580654	L= 330
			➡	☒; Trommelbremse	1	24.3727-0651.2 580651	L= 1.483 L2= 1.483
			➡	☒; Scheibenbremse	1	24.3727-0655.2 580655	L= 1.770 L2= 1.770
			➡	☒; Scheiben/Trommel	2	24.3727-0663.2 580663	L= 175
<b>FORD - FUSION (JU_) 08/02→12/12</b>							
 <b>Radbremszylinder</b>							
1.25	55	08/04→12/12	➡	→ 09/12		24.3219-1735.3 020464	Ø 19,05 ALU
1.4	59	08/02→12/12					
1.4 LPG	59	01/10→12/12					
1.4 TDCi	50	08/02→12/12					
1.6 TDCi	66	11/04→12/12					
1.6	74	08/02→11/08	➡			24.3219-1735.3 020464	Ø 19,05 ALU
<b>Zubehörsatz, Bremsbacken</b>							
1.25	55	08/04→12/12	➡	→ 09/12		03.0137-9259.2 669259	
1.4	59	08/02→12/12					
1.4 LPG	59	01/10→12/12					
1.4 TDCi	50	08/02→12/12					
1.6 TDCi	66	11/04→12/12					
1.6	74	08/02→11/08	➡			03.0137-9259.2 669259	
 <b>Bremstrommel</b>							
1.25	55	08/04→12/12	➡	→ 09/12		24.0220-3026.2 480175	Ø 203,0 x 44,5 / 204,3 - RLG / - ABS Ring
1.4	59	08/02→12/12					
1.4 LPG	59	01/10→12/12					
1.4 TDCi	50	08/02→12/12				24.0220-3726.2 480216	Ø 203,0 x 44,5 / 204,3 + RLG / - ABS Ring
1.6 TDCi	66	11/04→12/12					
1.6	74	08/02→11/08	➡			24.0220-3026.2 480175	Ø 203,0 x 44,5 / 204,3 - RLG / - ABS Ring
						24.0220-3726.2 480216	Ø 203,0 x 44,5 / 204,3 + RLG / - ABS Ring
 <b>Bremsbackensatz</b>							
1.25	55	08/04→12/12	➡	→ 09/12		03.0137-0394.2 650394	Ø 203 x 38 + HEB
1.4	59	08/02→12/12					
1.4 LPG	59	01/10→12/12				03.0520-6319.3 696319	AP Ø 203 x 38 Ø 19,05 + RZ / + Zub TopKit
1.4 TDCi	50	08/02→12/12					
1.6 TDCi	66	11/04→12/12					
1.6	74	08/02→11/08	➡			03.0137-0394.2 650394	Ø 203 x 38 + HEB
						03.0520-6319.3 696319	AP Ø 203 x 38 Ø 19,05 + RZ / + Zub TopKit
 <b>Seilzug, Feststellbremse</b>							
1.25	55	08/04→12/12	←	☒; → 09/12; Trommelbremse	1	24.3727-0658.2 580658	L= 306
1.4	59	08/02→12/12					
1.4 LPG	59	01/10→12/12	➡	☒; → 09/12; Trommelbremse	1	24.3727-0653.2 580653	L= 1.305 L2= 1.445
1.4 TDCi	50	08/02→12/12					







	kw				!#		
<b>FORD - FUSION (JU_) 08/02→12/12</b>							
 <b>Seilzug, Feststellbremse</b>							
1.6 TDCi	66	11/04→12/12	←	↑; → 09/12; Trommelbremse	1	24.3727-0658.2 580658	L= 306
			→	↓; → 09/12; Trommelbremse	1	24.3727-0653.2 580653	L= 1.305 L2= 1.445
1.6	74	08/02→11/08	←	↑; Trommelbremse	1	24.3727-0658.2 580658	L= 306
			→	↓; Trommelbremse	1	24.3727-0653.2 580653	L= 1.305 L2= 1.445
			→	↓; für Fahrzeuge mit Trommelbremse an der Hinterachse	2	24.3727-0663.2 580663	L= 175
<b>FORD - GALAXY (WA6) 05/06→06/15</b>							
 <b>Seilzug, Feststellbremse</b>							
1.6 EcoBoost	118	11/10→06/15	→	☐; 02/11→; - eFSB; Scheibenbremse		24.3727-0676.2 580676	L= 2.078
			→	☐; 02/11→; - eFSB; Scheibenbremse		24.3727-0677.2 580677	L= 2.071
1.6 TDCi	85	02/11→06/15	→	☐; - eFSB; Scheibenbremse		24.3727-0676.2 580676	L= 2.078
2.0 EcoBoost	146	07/10→06/15	→				
2.0 EcoBoost	149	03/10→06/15	→	☐; - eFSB; Scheibenbremse		24.3727-0677.2 580677	L= 2.071
2.0 TDCi	85	11/07→06/15					
2.0 TDCi	120	03/10→06/15					
2.2 TDCi	147	11/10→06/15					
2.3	118	09/07→06/15					
1.8 TDCi	74	05/06→06/15	→	☐; 02/07→; - eFSB; Scheibenbremse		24.3727-0676.2 580676	L= 2.078
1.8 TDCi	92	05/06→06/15					
1.8 TDCi	107	05/06→06/15	→	☐; 02/07→; - eFSB; Scheibenbremse		24.3727-0677.2 580677	L= 2.071
2.0 Flexifuel	107	05/06→06/15					
2.0 TDCi	96	05/06→06/15					
2.0 TDCi	100	05/06→06/15					
2.0 TDCi	103	05/06→06/15					
2.2 TDCi	129	03/08→12/12	→	☐; 04/08→; - eFSB; Scheibenbremse		24.3727-0676.2 580676	L= 2.078
			→	☐; 04/08→; - eFSB; Scheibenbremse		24.3727-0677.2 580677	L= 2.071
<b>FORD - GALAXY (WGR) 03/95→05/06</b>							
 <b>Seilzug, Feststellbremse</b>							
1.9 TDI	66	03/95→05/06	→	↓; 01/96→ 04/06; Scheibenbremse	2	24.3727-0163.2 580163	L= 1.293
1.9 TDI	81	08/97→04/00	→	↓; 10/97→ 03/00; Scheibenbremse	2	24.3727-0163.2 580163	L= 1.293
1.9 TDI	85	04/00→05/06	→	↓; → 04/06; Scheibenbremse	2	24.3727-0163.2 580163	L= 1.293
1.9 TDI	96	02/03→05/06					
1.9 TDI	110	05/05→05/06					
2.0 i	85	11/95→05/06					
2.3 16V	103	09/01→05/06					
2.3 16V	107	01/97→05/06					
2.8 V6	150	04/00→05/06					
2.8 i V6	128	11/95→04/00	→	↓; → 03/00; Scheibenbremse	2	24.3727-0163.2 580163	L= 1.293
2.8 i V6 4x4	128	04/96→04/00					
<b>FORD - GRAND C-MAX (DXA/CB7, DXA/CEU) 12/10→</b>							
 <b>Seilzug, Feststellbremse</b>							
1.0 EcoBoost	74	10/12→	←	↑; - Mittelkonsole	1	24.3727-0678.2 580678	L= 341
1.0 EcoBoost	92	10/12→					
1.5 EcoBoost	110	03/15→					
1.5 EcoBoost	134	03/15→					
1.5 TDCi	70	03/15→					
1.5 TDCi	88	03/15→					
1.6 EcoBoost	110	12/10→					
1.6 EcoBoost	134	12/10→					
1.6 TDCi	70	12/10→					
1.6 TDCi	85	12/10→					
1.6 Ti	77	12/10→					
1.6 Ti	92	12/10→					
2.0 TDCi	85	02/11→					
2.0 TDCi	100	02/11→					
2.0 TDCi	103	02/11→					
2.0 TDCi	110	03/15→					
2.0 TDCi	120	12/10→					
2.0 TDCi	125	03/15→					
<b>FORD - GRAND C-MAX Van 12/10→</b>							
 <b>Seilzug, Feststellbremse</b>							
1.0 EcoBoost	74	10/12→	←	↑; - Mittelkonsole	1	24.3727-0678.2 580678	L= 341
1.0 EcoBoost	92	10/12→					
1.5 EcoBoost	110	03/15→					
1.5 TDCi	88	03/15→					
1.6 EcoBoost	110	12/10→					
1.6 TDCi	70	12/10→					
↓							


























	kw				!#		
<b>FORD - GRAND C-MAX Van 12/10→</b>							
 <b>Seilzug, Feststellbremse</b>							
1.6 TDCi	85	12/10→	←	↑; - Mittelkonsole	1	24.3727-0678.2 580678	L= 341
2.0 TDCi	103	12/10→					
2.0 TDCi	110	03/15→					
2.0 TDCi	120	12/10→					
2.0 TDCi	125	03/15→					
2.0 TDCi	85	02/11→					
<b>FORD - KA (RB_) 09/96→11/08</b>							
 <b>Radbremszylinder</b>							
1.0 i	38	07/97→09/99	→			24.3219-1107.3 020338	TRW Ø 19,05 GG
1.0 i	48	09/99→11/08	→	→ 01/00		24.3219-1107.3 020338	TRW Ø 19,05 GG
1.3 i	36	06/98→11/08	→	02/00→		24.3219-1735.3 020464	Ø 19,05 ALU
1.3 i	37	09/96→10/02	→	11/96→ 01/00		24.3219-1107.3 020338	TRW Ø 19,05 GG
1.3 i	44	09/96→11/08	→	02/00→		24.3219-1735.3 020464	Ø 19,05 ALU
1.3 i	51	08/02→11/08	→			24.3219-1735.3 020464	Ø 19,05 ALU
1.6	68	10/06→12/07	→				
1.6 i	71	11/05→09/08	→				
1.6 i	70	02/01→11/08	→	08/03→		24.3219-1735.3 020464	Ø 19,05 ALU
<b>Zubehörsatz, Bremsbacken</b>							
1.0 i	38	07/97→09/99	→			03.0137-9217.2 669217	TRW
1.0 i	48	09/99→11/08	→	02/00→		03.0137-9179.2 669179	AP
1.3 i	36	06/98→11/08	→	→ 01/00		03.0137-9217.2 669217	TRW
1.3 i	37	09/96→10/02	→	02/00→		03.0137-9179.2 669179	AP
1.3 i	44	09/96→11/08	→	11/96→ 01/00		03.0137-9217.2 669217	TRW
1.3 i	51	08/02→11/08	→			03.0137-9179.2 669179	AP
1.6	68	10/06→12/07	→			03.0137-9259.2 669259	
1.6 i	71	11/05→09/08	→				
1.6 i	70	02/01→11/08	→	08/03→		03.0137-9259.2 669259	
 <b>Bremstrommel</b>							
1.0 i	38	07/97→09/99	→			24.0218-0024.2 480079	Ø 180,0 x 44 / 181,3 - RLG / - ABS Ring / mit Radbe- festigungsbolzen
1.0 i	48	09/99→11/08	→				
1.3 i	36	06/98→11/08	→			24.0218-0724.2 480206	Ø 180,0 x 44 / 181,3 + RLG / - ABS Ring / mit Radbe- festigungsbolzen
1.3 i	51	08/02→11/08	→				
1.3 i	37	09/96→10/02	→	11/96→		24.0218-0024.2 480079	Ø 180,0 x 44 / 181,3 - RLG / - ABS Ring / mit Radbe- festigungsbolzen
1.3 i	44	09/96→11/08	→			24.0218-0724.2 480206	Ø 180,0 x 44 / 181,3 + RLG / - ABS Ring / mit Radbe- festigungsbolzen
1.6	68	10/06→12/07	→			24.0220-3009.2 480080	Ø 203,0 x 48,5 / 204,3 - RLG / - ABS Ring / mit Radbe- festigungsbolzen
1.6 i	71	11/05→09/08	→			24.0220-3709.2 480220	Ø 203,0 x 48,5 / 204,3 + RLG / - ABS Ring / mit Radbe- festigungsbolzen
1.6 i	70	02/01→11/08	→	08/03→		24.0220-3009.2 480080	Ø 203,0 x 48,5 / 204,3 - RLG / - ABS Ring / mit Radbe- festigungsbolzen
						24.0220-3709.2 480220	Ø 203,0 x 48,5 / 204,3 + RLG / - ABS Ring / mit Radbe- festigungsbolzen
 <b>Bremsbackensatz</b>							
1.0 i	38	07/97→09/99	→			03.0137-0337.2 650337	TRW Ø 180 x 32 + HEB
						03.0520-5519.3 695519	TRW Ø 180 x 32 Ø 19,05 + RZ / + Zub TopKit
1.0 i	48	09/99→11/08	→	→ 01/00		03.0137-0337.2 650337	TRW Ø 180 x 32 + HEB
1.3 i	36	06/98→11/08	→			03.0520-5519.3 695519	TRW Ø 180 x 32 Ø 19,05 + RZ / + Zub TopKit
			→	02/00→		03.0137-0412.2 650412	AP Ø 180 x 32 + HEB
						03.0520-6219.3 696219	AP Ø 180 x 32 Ø 19,05 + RZ / + Zub TopKit
1.3 i	37	09/96→10/02	→	11/96→ 01/00		03.0137-0337.2 650337	TRW Ø 180 x 32 + HEB
1.3 i	44	09/96→11/08	→				

	kw					!#		
<b>FORD - KA (RB_) 09/96→11/08</b>								
 <b>Bremsbackensatz</b>								
1.3 i 1.3 i	37 44	09/96→10/02 09/96→11/08	➔	11/96→ 01/00			<b>03.0520-5519.3 695519</b>	TRW Ø 180 x 32 Ø 19,05 + RZ / + Zub TopKit
			➔	02/00→			<b>03.0137-0412.2 650412</b> <b>03.0520-6219.3 696219</b>	AP Ø 180 x 32 + HEB AP Ø 180 x 32 Ø 19,05 + RZ / + Zub TopKit
1.3 i	51	08/02→11/08	➔				<b>03.0137-0412.2 650412</b> <b>03.0520-6219.3 696219</b>	AP Ø 180 x 32 + HEB AP Ø 180 x 32 Ø 19,05 + RZ / + Zub TopKit
1.6 1.6 i	68 71	10/06→12/07 11/05→09/08	➔				<b>03.0137-0394.2 650394</b> <b>03.0520-6319.3 696319</b>	Ø 203 x 38 + HEB AP Ø 203 x 38 Ø 19,05 + RZ / + Zub TopKit
1.6 i	70	02/01→11/08	➔	08/03→			<b>03.0137-0394.2 650394</b> <b>03.0520-6319.3 696319</b>	Ø 203 x 38 + HEB AP Ø 203 x 38 Ø 19,05 + RZ / + Zub TopKit
 <b>Seilzug, Feststellbremse</b>								
1.0 i	38	07/97→09/99	←	☒; Trommelbremse	1	<b>24.3727-1800.2 581800</b>	L= 312	
			➔	☒; Trommelbremse	1	<b>24.3727-0660.2 580660</b>	L= 1.575 L2= 1.627	
1.0 i 1.3 i 1.3 i	48 36 51	09/99→11/08 06/98→11/08 08/02→11/08	←	☒; → 11/06; Trommelbremse	1	<b>24.3727-1800.2 581800</b>	L= 312	
			➔	☒; → 11/06; Trommelbremse	1	<b>24.3727-0660.2 580660</b>	L= 1.575 L2= 1.627	
			➔	☒; 12/06→	1	<b>24.3727-0666.2 580666</b>	L= 1.575 L2= 1.627	
1.3 i	37	09/96→10/02	←	☒; 11/96→; Trommelbremse	1	<b>24.3727-1800.2 581800</b>	L= 312	
			➔	☒; 11/96→; Trommelbremse	1	<b>24.3727-0660.2 580660</b>	L= 1.575 L2= 1.627	
1.3 i	44	09/96→11/08	←	☒; 11/96→ 11/06; Trommelbremse	1	<b>24.3727-1800.2 581800</b>	L= 312	
			➔	☒; 11/96→ 11/06; Trommelbremse	1	<b>24.3727-0660.2 580660</b>	L= 1.575 L2= 1.627	
			➔	☒; 12/06→	1	<b>24.3727-0666.2 580666</b>	L= 1.575 L2= 1.627	
1.6 1.6 i	68 71	10/06→12/07 11/05→09/08	➔	☒	1	<b>24.3727-0665.2 580665</b>	L= 1.575 L2= 1.627	
1.6 i	70	02/01→11/08	➔	☒; 08/03→	1	<b>24.3727-0665.2 580665</b>	L= 1.575 L2= 1.627	
<b>FORD - KA (RU8) 10/08→</b>								
 <b>Radbremszylinder</b>								
1.2 1.3 TDCi	51 55	10/08→ 10/08→	➔	→ 05/10		<b>24.3220-1108.3 020219</b>	BDX Ø 20,64 GG	
			➔	06/10→		<b>24.3220-1738.3 020545</b>	Ø 20,64 ALU	
<b>Zubehörsatz, Bremsbacken</b>								
1.2 1.3 TDCi	51 55	10/08→ 10/08→	➔	06/10→		<b>03.0137-9247.2 669247</b>	AP	
			➔	→ 05/10		<b>03.0137-9303.2 669303</b>	BOS	
 <b>Bremstrommel</b>								
1.2 1.3 TDCi	51 55	10/08→ 10/08→	➔			<b>24.0218-0011.1 480006</b>	Ø 180,0 x 40 / 181,4	
 <b>Bremsbackensatz</b>								
1.2 1.3 TDCi	51 55	10/08→ 10/08→	➔	→ 05/10		<b>03.0137-0462.2 650462</b> <b>03.0520-8220.3 698220</b>	BOS Ø 180 x 32 + HEB BOS Ø 180 x 32 Ø 20,64 + RZ / + Zub TopKit	
			➔	06/10→		<b>03.0137-0506.2 650506</b> <b>03.0521-0520.3 690112</b>	Ø 180 x 32 + HEB Ø 180 x 32 Ø 20,64 + RZ / + Zub TopKit	
 <b>Seilzug, Feststellbremse</b>								
1.2 1.3 TDCi	51 55	10/08→ 10/08→	➔	☐; Trommelbremse		<b>24.3727-0670.2 580670</b>	L= 1.402	
			➔	☐; Trommelbremse		<b>24.3727-0671.2 580671</b>	L= 1.450	
<b>FORD - KA Van (RB) 05/02→05/05</b>								
 <b>Radbremszylinder</b>								
1.3 1.3 i	51 44	09/02→03/04 05/02→05/05	➔			<b>24.3219-1735.3 020464</b>	Ø 19,05 ALU	
<b>Zubehörsatz, Bremsbacken</b>								
1.3 1.3 i ↓	51 44	09/02→03/04 05/02→05/05	➔			<b>03.0137-9179.2 669179</b>	AP	













	kw				!#		
<b>FORD - KA Van (RB) 05/02→05/05</b>							
 <b>Bremstrommel</b>							
1.3 1.3 i	51 44	09/02→03/04 05/02→05/05	➔			24.0218-0024.2 480079 24.0218-0724.2 480206	Ø 180,0 x 44 / 181,3 - RLG / - ABS Ring / mit Radbefestigungsbolzen Ø 180,0 x 44 / 181,3 + RLG / - ABS Ring / mit Radbefestigungsbolzen
 <b>Bremsbackensatz</b>							
1.3 1.3 i	51 44	09/02→03/04 05/02→05/05	➔			03.0137-0412.2 650412 03.0520-6219.3 696219	AP Ø 180 x 32 + HEB AP Ø 180 x 32 Ø 19,05 + RZ / + Zub TopKit
 <b>Seilzug, Feststellbremse</b>							
1.3 1.3 i	51 44	09/02→03/04 05/02→05/05	➔	⬆; Trommelbremse	1	24.3727-1800.2 581800	L= 312
			➔	⬇; Trommelbremse	1	24.3727-0660.2 580660	L= 1.575 L2= 1.627
<b>FORD - KA+ 08/14→</b>							
 <b>Bremsbackensatz</b>							
1.2 1.2	51 63	06/16→ 06/16→	➔			03.0137-0497.2 650497	Ø 200 x 32 + HEB
<b>FORD - KA+ Stufenheck 08/14→</b>							
 <b>Bremsbackensatz</b>							
1.2 (TK)	63	06/16→	➔			03.0137-0497.2 650497	Ø 200 x 32 + HEB
<b>FORD - KUGA I 03/08→</b>							
 <b>Seilzug, Feststellbremse</b>							
2.0 TDCi 2.0 TDCi 4x4	100 100	03/08→11/12 03/08→11/12	➔	⬆; 04/08→; Scheibenbremse	1	24.3727-0667.2 580667	L= 360
			➔	⬇; 04/08→; Scheibenbremse	1	24.3727-0672.2 580672	L= 1.848 L2= 1.933
2.0 TDCi 2.0 TDCi 4x4	103 103	03/10→11/12 03/10→11/12	➔	⬆; Scheibenbremse	1	24.3727-0667.2 580667	L= 360
2.0 TDCi 4x4 2.5	120 147	03/10→11/12 03/09→11/12	➔	⬇; Scheibenbremse	1	24.3727-0672.2 580672	L= 1.848 L2= 1.933
2.5 4x4	147	03/09→	➔	⬆; → 12/12; Scheibenbremse	1	24.3727-0667.2 580667	L= 360
			➔	⬇; → 12/12; Scheibenbremse	1	24.3727-0672.2 580672	L= 1.848 L2= 1.933
<b>FORD - MAVERICK 02/01→</b>							
<b>Zubehörsatz, Bremsbacken</b>							
2.0 16V 2.3 16V 3.0 V6 24V 3.0 V6 24V	91 110 145 149	02/01→ 03/04→ 02/01→ 03/04→	➔	→ 06/07		03.0137-9262.2 669262	
 <b>Bremsbackensatz</b>							
2.0 16V 2.3 16V 3.0 V6 24V 3.0 V6 24V	91 110 145 149	02/01→ 03/04→ 02/01→ 03/04→	➔	→ 06/07		03.0137-0416.2 650416	Ø 229 x 43 - HEB
 <b>Seilzug, Feststellbremse</b>							
2.0 16V 2.3 16V 3.0 V6 24V	91 110 145	02/01→ 03/04→ 02/01→	➔	⬆; → 06/07; + Ganzbodenkonsole; Scheiben/Trommel	1	24.3727-0673.2 580673	L= 819
			➔	⬆; → 06/07; - Ganzbodenkonsole; Scheiben/Trommel	1	24.3727-0674.2 580674	L= 988
3.0 V6 24V	149	03/04→	➔	⬆; → 04/06; Scheibenbremse	1	24.3727-0675.2 580675	L= 1.081
			➔	⬆; 05/06→ 06/07; Trommelbremse	1	24.3727-0675.2 580675	L= 1.081
<b>FORD - MAVERICK (UDS, UNS) 02/93→04/98</b>							
 <b>Radbremszylinder</b>							
2.4 i 2.4 i (UDS) 2.7 TD	87 85 92	09/96→04/98 09/96→04/98 09/96→04/98	➔	10/96→ 03/98; Türenanzahl: 2		24.3223-1709.3 020444	Ø 23,81 GG
2.4 i 2.7 TD	91 74	02/93→08/96 02/93→08/96	➔	Türenanzahl: 2		24.3222-1717.3 020443	Ø 22,2 GG
			➔	Türenanzahl: 4		24.3223-1709.3 020444	Ø 23,81 GG
<b>Zubehörsatz, Bremsbacken</b>							
2.4 i ↓	87	09/96→04/98		10/96→ 03/98		03.0137-9169.2 669169	













	kw				!#		
<b>FORD - MAVERICK (UDS, UNS) 02/93→04/98</b>							
<b>Zubehörsatz, Bremsbacken</b>							
2.4 i (UDS)	85	09/96→04/98		10/96→03/98		03.0137-9169.2	669169
2.7 TD	92	09/96→04/98					
2.4 i	91	02/93→08/96				03.0137-9169.2	669169
2.7 TD	74	02/93→08/96					
<b>Bremstrommel</b>							
2.4 i	87	09/96→04/98	➔	10/96→03/98		24.0225-4014.1	480155 Ø 254,0 x 65 / 255,5
2.4 i (UDS)	85	09/96→04/98					
2.7 TD	92	09/96→04/98					
2.4 i	91	02/93→08/96	➔			24.0225-4014.1	480155 Ø 254,0 x 65 / 255,5
2.7 TD	74	02/93→08/96					
<b>Bremsbackensatz</b>							
2.4 i	87	09/96→04/98	➔	10/96→03/98		03.0137-0376.2	650376 Ø 254 x 58 + HEB
2.4 i (UDS)	85	09/96→04/98					
2.7 TD	92	09/96→04/98					
2.4 i	91	02/93→08/96	➔			03.0137-0376.2	650376 Ø 254 x 58 + HEB
2.7 TD	74	02/93→08/96					
<b>FORD - MAVERICK VAN 06/96→04/98</b>							
<b>Radbremszylinder</b>							
2.7 TD	74	06/96→04/98	➔	10/96→03/98; Türenanzahl: 2		24.3223-1709.3	020444 Ø 23,81 GG
2.7 TD	92	06/96→04/98					
<b>Zubehörsatz, Bremsbacken</b>							
2.7 TD	74	06/96→04/98		10/96→03/98		03.0137-9169.2	669169
2.7 TD	92	06/96→04/98					
<b>Bremstrommel</b>							
2.7 TD	74	06/96→04/98	➔	10/96→03/98		24.0225-4014.1	480155 Ø 254,0 x 65 / 255,5
2.7 TD	92	06/96→04/98					
<b>Bremsbackensatz</b>							
2.7 TD	74	06/96→04/98	➔	10/96→03/98		03.0137-0376.2	650376 Ø 254 x 58 + HEB
2.7 TD	92	06/96→04/98					
<b>FORD - MONDEO I (GBP) 02/93→08/96</b>							
<b>Radbremszylinder</b>							
1.6 i 16V	65	07/94→08/96	➔			24.3222-1114.3	020269 Ø 22,2 GG
1.8 i 16V	82	07/94→08/96					
1.8 TD	66	10/95→08/96					
2.0 i 16V	97	12/94→08/96					
1.6 i 16V	66	02/93→08/96	➔	→ 05/94		24.3220-1111.3	020222 Ø 20,64 GG
1.8 i 16V	85	02/93→08/96					
1.8 i 16V 4x4	85	02/93→08/96	➔	06/94→		24.3222-1114.3	020269 Ø 22,2 GG
1.8 TD	65	06/93→08/96					
2.0 i 16V	100	02/93→08/96					
<b>Zubehörsatz, Bremsbacken</b>							
1.6 i 16V	65	07/94→08/96	➔			03.0137-9177.2	669177
1.8 i 16V	82	07/94→08/96					
1.8 TD	66	10/95→08/96					
2.0 i 16V	97	12/94→08/96					
1.6 i 16V	66	02/93→08/96	➔	→ 05/94		03.0137-9153.2	669153
1.8 i 16V	85	02/93→08/96					
1.8 i 16V 4x4	85	02/93→08/96	➔	06/94→		03.0137-9177.2	669177
1.8 TD	65	06/93→08/96					
2.0 i 16V	100	02/93→08/96					
<b>Bremstrommel</b>							
1.6 i 16V	65	07/94→08/96	➔			24.0220-3006.1	480062 Ø 203,0 x 49,3 / 204,5
1.8 i 16V	82	07/94→08/96					
1.8 TD	66	10/95→08/96					
2.0 i 16V	97	12/94→08/96					
1.6 i 16V	66	02/93→08/96	➔	06/94→		24.0220-3006.1	480062 Ø 203,0 x 49,3 / 204,5
1.8 i 16V	85	02/93→08/96					
1.8 i 16V 4x4	85	02/93→08/96	➔	→ 05/94		24.0222-8014.1	480031 Ø 229,0 x 54 / 230,1
1.8 TD	65	06/93→08/96					
2.0 i 16V	100	02/93→08/96					
<b>Bremsbackensatz</b>							
1.6 i 16V	65	07/94→08/96	➔			03.0137-0272.2	650272 Ø 203 x 39 + HEB
1.8 i 16V	82	07/94→08/96				03.0420-2122.3	682122 TRW Ø 203 x 39 Ø 22,2 + RZ / + Zub Kit
1.8 TD	66	10/95→08/96					
2.0 i 16V	97	12/94→08/96					
1.6 i 16V	66	02/93→08/96	➔	→ 05/94		03.0137-0253.2	650253 Ø 228 x 45 + HEB
↓							












	kW				! #		
<b>FORD - MONDEO I (GBP) 02/93→08/96</b>							
 <b>Bremsbackensatz</b>							
1.8 i 16V	85	02/93→08/96	➔	→ 05/94		<b>03.0520-2320.3 692320</b>	TRW Ø 228 x 45 Ø 20,64 + RZ / + Zub TopKit
1.8 i 16V 4x4	85	02/93→08/96					
1.8 TD	65	06/93→08/96					
2.0 i 16V	100	02/93→08/96	➔	06/94→		<b>03.0137-0272.2 650272</b>	Ø 203 x 39 + HEB
						<b>03.0420-2122.3 682122</b>	TRW Ø 203 x 39 Ø 22,2 + RZ / + Zub Kit
 <b>Seilzug, Feststellbremse</b>							
1.6 i 16V	65	07/94→08/96	⬅	⬆; Scheiben/Trommel	1	<b>24.3727-0638.2 580638</b>	L= 270
1.6 i 16V	66	02/93→08/96					
1.8 i 16V	82	07/94→08/96	➔	⬇; Trommelbremse	2	<b>24.3727-0639.2 580639</b>	L= 1.611
1.8 i 16V	85	02/93→08/96	➔	⬇; Scheibenbremse	2	<b>24.3727-0644.2 580644</b>	L= 1.462
1.8 i 16V 4x4	85	02/93→08/96					
1.8 TD	65	06/93→08/96					
1.8 TD	66	10/95→08/96					
2.0 i 16V	97	12/94→08/96					
2.0 i 16V	100	02/93→08/96					
2.0 i 16V 4x4	97	12/94→08/96					
2.0 i 16V 4x4	100	04/93→08/96					
2.5 i 24V	125	07/94→08/96	⬅	⬆; 08/94→; Scheiben/Trommel	1	<b>24.3727-0638.2 580638</b>	L= 270
			➔	⬇; 08/94→; Trommelbremse	2	<b>24.3727-0639.2 580639</b>	L= 1.611
			➔	⬇; 08/94→; Scheibenbremse	2	<b>24.3727-0644.2 580644</b>	L= 1.462
<b>FORD - MONDEO I Stufenheck (GBP) 02/93→08/96</b>							
 <b>Radbremszylinder</b>							
1.6 i 16V	65	07/94→08/96	➔			<b>24.3222-1114.3 020269</b>	Ø 22,2 GG
1.8 TD	66	10/95→08/96					
1.6 i 16V	66	02/93→08/96	➔	→ 05/94		<b>24.3220-1111.3 020222</b>	Ø 20,64 GG
1.8 i 16V	82	01/94→08/96					
1.8 i 16V	85	02/93→08/96	➔	06/94→		<b>24.3222-1114.3 020269</b>	Ø 22,2 GG
1.8 TD	65	06/93→08/96					
<b>Zubehörsatz, Bremsbacken</b>							
1.6 i 16V	65	07/94→08/96	➔			<b>03.0137-9177.2 669177</b>	
1.8 TD	66	10/95→08/96					
1.6 i 16V	66	02/93→08/96	➔	→ 05/94		<b>03.0137-9153.2 669153</b>	
1.8 i 16V	82	01/94→08/96					
1.8 i 16V	85	02/93→08/96	➔	06/94→		<b>03.0137-9177.2 669177</b>	
1.8 TD	65	06/93→08/96					
 <b>Bremstrommel</b>							
1.6 i 16V	65	07/94→08/96	➔			<b>24.0220-3006.1 480062</b>	Ø 203,0 x 49,3 / 204,5
1.8 TD	66	10/95→08/96					
1.6 i 16V	66	02/93→08/96	➔	06/94→		<b>24.0220-3006.1 480062</b>	Ø 203,0 x 49,3 / 204,5
1.8 i 16V	82	01/94→08/96					
1.8 i 16V	85	02/93→08/96	➔	→ 05/94		<b>24.0222-8014.1 480031</b>	Ø 229,0 x 54 / 230,1
1.8 TD	65	06/93→08/96					
 <b>Bremsbackensatz</b>							
1.6 i 16V	65	07/94→08/96	➔			<b>03.0137-0272.2 650272</b>	Ø 203 x 39 + HEB
1.8 TD	66	10/95→08/96				<b>03.0420-2122.3 682122</b>	TRW Ø 203 x 39 Ø 22,2 + RZ / + Zub Kit
1.6 i 16V	66	02/93→08/96	➔	→ 05/94		<b>03.0137-0253.2 650253</b>	Ø 228 x 45 + HEB
1.8 i 16V	82	01/94→08/96					
1.8 i 16V	85	02/93→08/96	➔			<b>03.0520-2320.3 692320</b>	TRW Ø 228 x 45 Ø 20,64 + RZ / + Zub TopKit
1.8 TD	65	06/93→08/96	➔	06/94→		<b>03.0137-0272.2 650272</b>	Ø 203 x 39 + HEB
						<b>03.0420-2122.3 682122</b>	TRW Ø 203 x 39 Ø 22,2 + RZ / + Zub Kit
 <b>Seilzug, Feststellbremse</b>							
1.6 i 16V	65	07/94→08/96	⬅	⬆; Scheiben/Trommel	1	<b>24.3727-0638.2 580638</b>	L= 270
1.6 i 16V	66	02/93→08/96					
1.8 i 16V	82	01/94→08/96	➔	⬇; Trommelbremse	2	<b>24.3727-0639.2 580639</b>	L= 1.611
1.8 i 16V	85	02/93→08/96	➔	⬇; Scheibenbremse	2	<b>24.3727-0644.2 580644</b>	L= 1.462
1.8 TD	65	06/93→08/96					
1.8 TD	66	10/95→08/96					
2.0 i 16V 4x4	97	12/94→08/96					
2.0 i 16V 4x4	100	02/93→08/96	⬅	⬆; 04/93→; Scheiben/Trommel	1	<b>24.3727-0638.2 580638</b>	L= 270
			➔	⬇; 04/93→; Trommelbremse	2	<b>24.3727-0639.2 580639</b>	L= 1.611
			➔	⬇; 04/93→; Scheibenbremse	2	<b>24.3727-0644.2 580644</b>	L= 1.462
2.5 i 24V	125	07/94→08/96	⬅	⬆; 08/94→; Scheiben/Trommel	1	<b>24.3727-0638.2 580638</b>	L= 270
			➔	⬇; 08/94→; Trommelbremse	2	<b>24.3727-0639.2 580639</b>	L= 1.611
			➔	⬇; 08/94→; Scheibenbremse	2	<b>24.3727-0644.2 580644</b>	L= 1.462










	kw				!#		
<b>FORD - MONDEO I Turnier (BNP) 01/93→08/96</b>							
 <b>Radbremszylinder</b>							
1.6 i 16V	65	07/94→08/96	➔			24.3222-1116.3 020271	Ø 22,2 GG
1.6 i 16V	66	04/93→08/96					
1.8 i 16V	82	07/94→08/96					
1.8 i 16V	85	04/93→08/96					
1.8 i 16V 4x4	85	04/93→08/96					
1.8 TD	65	06/93→08/96					
1.8 TD	66	11/95→08/96					
2.0 i 16V	97	01/93→08/96					
2.0 i 16V	100	04/93→08/96					
<b>Zubehörsatz, Bremsbacken</b>							
1.6 i 16V	65	07/94→08/96	➔			03.0137-9153.2 669153	
1.6 i 16V	66	04/93→08/96					
1.8 i 16V	82	07/94→08/96					
1.8 i 16V	85	04/93→08/96					
1.8 i 16V 4x4	85	04/93→08/96					
1.8 TD	65	06/93→08/96					
1.8 TD	66	11/95→08/96					
2.0 i 16V	97	01/93→08/96					
2.0 i 16V	100	04/93→08/96					
 <b>Bremstrommel</b>							
1.6 i 16V	65	07/94→08/96	➔			24.0222-8014.1 480031	Ø 229,0 x 54 / 230,1
1.6 i 16V	66	04/93→08/96					
1.8 i 16V	82	07/94→08/96					
1.8 i 16V	85	04/93→08/96					
1.8 i 16V 4x4	85	04/93→08/96					
1.8 TD	65	06/93→08/96					
1.8 TD	66	11/95→08/96					
2.0 i 16V	97	01/93→08/96					
2.0 i 16V	100	04/93→08/96					
 <b>Bremsbackensatz</b>							
1.6 i 16V	65	07/94→08/96	➔			03.0137-0253.2 650253	Ø 228 x 45 + HEB
1.6 i 16V	66	04/93→08/96				03.0520-2222.3 692222	TRW Ø 228 x 45 Ø 22,2 + RZ / + Zub TopKit
1.8 i 16V	82	07/94→08/96					
1.8 i 16V	85	04/93→08/96					
1.8 i 16V 4x4	85	04/93→08/96					
1.8 TD	65	06/93→08/96					
1.8 TD	66	11/95→08/96					
2.0 i 16V	97	01/93→08/96					
2.0 i 16V	100	04/93→08/96					
 <b>Seilzug, Feststellbremse</b>							
1.6 i 16V	65	07/94→08/96	←	⬆; Scheiben/Trommel	1	24.3727-0638.2 580638	L= 270
1.6 i 16V	66	04/93→08/96	➔	⬇; Trommelbremse	2	24.3727-0639.2 580639	L= 1.611
1.8 i 16V	82	07/94→08/96	➔	⬇; Trommelbremse	2	24.3727-0639.2 580639	L= 1.611
1.8 i 16V	85	04/93→08/96	➔	⬇; Scheibenbremse	2	24.3727-0641.2 580641	L= 1.647
1.8 i 16V 4x4	85	04/93→08/96	➔	⬇; Scheibenbremse	2	24.3727-0641.2 580641	L= 1.647
1.8 TD	65	06/93→08/96					
1.8 TD	66	11/95→08/96					
2.0 i 16V	97	01/93→08/96					
2.0 i 16V	100	04/93→08/96					
2.0 i 16V 4x4	97	12/94→08/96	←	⬆; Scheiben/Trommel	1	24.3727-0638.2 580638	L= 270
2.0 i 16V 4x4	100	04/93→08/96	➔	⬇; Trommelbremse	2	24.3727-0639.2 580639	L= 1.611
			➔	⬇; Scheibenbremse	2	24.3727-0644.2 580644	L= 1.462
2.5 i 24V	125	07/94→08/96	←	⬆; 08/94→; Scheiben/Trommel	1	24.3727-0638.2 580638	L= 270
			➔	⬇; 08/94→; Trommelbremse	2	24.3727-0639.2 580639	L= 1.611
			➔	⬇; 08/94→; Scheibenbremse	2	24.3727-0641.2 580641	L= 1.647
<b>FORD - MONDEO II (BAP) 08/96→09/00</b>							
 <b>Radbremszylinder</b>							
1.6 i	66	08/96→09/00	➔	10/96→		24.3222-1114.3 020269	Ø 22,2 GG
1.8 i	85	08/96→09/00					
1.8 TD	66	08/96→09/00					
1.6 i 16V	70	05/98→09/00	➔			24.3222-1114.3 020269	Ø 22,2 GG
2.0 i	96	08/96→09/00	➔	10/96→		24.3220-1111.3 020222	Ø 20,64 GG
<b>Zubehörsatz, Bremsbacken</b>							
1.6 i	66	08/96→09/00	➔	10/96→		03.0137-9177.2 669177	
1.8 i	85	08/96→09/00					
1.8 TD	66	08/96→09/00					
1.6 i 16V	70	05/98→09/00	➔			03.0137-9177.2 669177	
2.0 i	96	08/96→09/00	➔	10/96→		03.0137-9153.2 669153	
↓							























	kw				!#		
<b>FORD - MONDEO II (BAP) 08/96→09/00</b>							
 <b>Bremstrommel</b>							
1.6 i	66	08/96→09/00	➔	10/96→		24.0220-3006.1 480062	Ø 203,0 x 49,3 / 204,5
1.8 i	85	08/96→09/00					
1.8 TD	66	08/96→09/00					
1.6 i 16V	70	05/98→09/00	➔			24.0220-3006.1 480062	Ø 203,0 x 49,3 / 204,5
2.0 i	96	08/96→09/00	➔	10/96→		24.0222-8014.1 480031	Ø 229,0 x 54 / 230,1
 <b>Bremsbackensatz</b>							
1.6 i	66	08/96→09/00	➔	10/96→		03.0137-0272.2 650272	Ø 203 x 39 + HEB
1.8 i	85	08/96→09/00				03.0420-2122.3 682122	TRW Ø 203 x 39 Ø 22,2 + RZ / + Zub Kit
1.8 TD	66	08/96→09/00					
1.6 i 16V	70	05/98→09/00	➔			03.0137-0272.2 650272	Ø 203 x 39 + HEB
						03.0420-2122.3 682122	TRW Ø 203 x 39 Ø 22,2 + RZ / + Zub Kit
2.0 i	96	08/96→09/00	➔	10/96→		03.0137-0253.2 650253	Ø 228 x 45 + HEB
						03.0520-2320.3 692320	TRW Ø 228 x 45 Ø 20,64 + RZ / + Zub TopKit
 <b>Seilzug, Feststellbremse</b>							
1.6 i	66	08/96→09/00	←	⬆; 10/96→; Scheiben/Trommel	1	24.3727-0638.2 580638	L= 270
1.8 i	85	08/96→09/00	➔	⬇; 10/96→; Trommelbremse	2	24.3727-0639.2 580639	L= 1.611
1.8 TD	66	08/96→09/00	➔	⬇; 10/96→; Scheibenbremse	2	24.3727-0644.2 580644	L= 1.462
2.0 i	96	08/96→09/00	➔	⬇; 10/96→; Scheibenbremse	2	24.3727-0644.2 580644	L= 1.462
2.5 24V	125	08/96→09/00	➔	⬇; 10/96→; Scheibenbremse	2	24.3727-0644.2 580644	L= 1.462
1.6 i 16V	70	05/98→09/00	←	⬆; Scheiben/Trommel	1	24.3727-0638.2 580638	L= 270
2.5 24V	125	06/00→09/00	➔	⬇; Trommelbremse	2	24.3727-0639.2 580639	L= 1.611
			➔	⬇; Scheibenbremse	2	24.3727-0644.2 580644	L= 1.462
2.5 ST 200	151	05/99→09/00	←	⬆; Kombi; Scheiben/Trommel	1	24.3727-0638.2 580638	L= 270
			←	⬆; Limousine; Scheiben/Trommel	1	24.3727-0638.2 580638	L= 270
			➔	⬇; Kombi; Trommelbremse	2	24.3727-0639.2 580639	L= 1.611
			➔	⬇; Limousine; Trommelbremse	2	24.3727-0639.2 580639	L= 1.611
			➔	⬇; Kombi; Scheibenbremse	2	24.3727-0641.2 580641	L= 1.647
			➔	⬇; Limousine; Scheibenbremse	2	24.3727-0644.2 580644	L= 1.462
<b>FORD - MONDEO II Stufenheck (BFP) 08/96→09/00</b>							
 <b>Radbremszylinder</b>							
1.6 i	66	08/96→09/00	➔	10/96→		24.3222-1114.3 020269	Ø 22,2 GG
1.8 i	85	08/96→09/00					
1.8 TD	66	08/96→09/00					
1.6 i 16V	70	05/98→09/00	➔			24.3222-1114.3 020269	Ø 22,2 GG
2.0 i	96	08/96→09/00	➔	10/96→		24.3220-1111.3 020222	Ø 20,64 GG
<b>Zubehörsatz, Bremsbacken</b>							
1.6 i	66	08/96→09/00	➔	10/96→		03.0137-9177.2 669177	
1.8 i	85	08/96→09/00					
1.8 TD	66	08/96→09/00					
1.6 i 16V	70	05/98→09/00	➔			03.0137-9177.2 669177	
2.0 i	96	08/96→09/00	➔	10/96→		03.0137-9153.2 669153	
 <b>Bremstrommel</b>							
1.6 i	66	08/96→09/00	➔	10/96→		24.0220-3006.1 480062	Ø 203,0 x 49,3 / 204,5
1.8 i	85	08/96→09/00					
1.8 TD	66	08/96→09/00					
1.6 i 16V	70	05/98→09/00	➔			24.0220-3006.1 480062	Ø 203,0 x 49,3 / 204,5
2.0 i	96	08/96→09/00	➔	10/96→		24.0222-8014.1 480031	Ø 229,0 x 54 / 230,1
 <b>Bremsbackensatz</b>							
1.6 i	66	08/96→09/00	➔	10/96→		03.0137-0272.2 650272	Ø 203 x 39 + HEB
1.8 i	85	08/96→09/00				03.0420-2122.3 682122	TRW Ø 203 x 39 Ø 22,2 + RZ / + Zub Kit
1.8 TD	66	08/96→09/00					
1.6 i 16V	70	05/98→09/00	➔			03.0137-0272.2 650272	Ø 203 x 39 + HEB
						03.0420-2122.3 682122	TRW Ø 203 x 39 Ø 22,2 + RZ / + Zub Kit
2.0 i	96	08/96→09/00	➔	10/96→		03.0137-0253.2 650253	Ø 228 x 45 + HEB
						03.0520-2320.3 692320	TRW Ø 228 x 45 Ø 20,64 + RZ / + Zub TopKit
↓							

	kw				!#		
<b>FORD - MONDEO II Stufenheck (BFP) 08/96→09/00</b>							
 <b>Seilzug, Feststellbremse</b>							
1.6 i	66	08/96→09/00	←	↑; 10/96→; Scheiben/Trommel	1	24.3727-0638.2 580638	L= 270
1.8 i	85	08/96→09/00	→	↓; 10/96→; Trommelbremse	2	24.3727-0639.2 580639	L= 1.611
1.8 TD	66	08/96→09/00	→	↓; 10/96→; Scheibenbremse	2	24.3727-0644.2 580644	L= 1.462
2.0 i	96	08/96→09/00	→	↓; 10/96→; Scheibenbremse	2	24.3727-0644.2 580644	L= 1.462
2.5 24V	125	08/96→09/00	→	↓; 10/96→; Scheibenbremse	2	24.3727-0644.2 580644	L= 1.462
1.6 i 16V	70	05/98→09/00	←	↑; Scheiben/Trommel	1	24.3727-0638.2 580638	L= 270
2.5 24V	125	06/00→09/00	→	↓; Trommelbremse	2	24.3727-0639.2 580639	L= 1.611
			→	↓; Scheibenbremse	2	24.3727-0644.2 580644	L= 1.462
2.5 ST 200	151	05/99→09/00	←	↑; Kombi; Scheiben/Trommel	1	24.3727-0638.2 580638	L= 270
			←	↑; Limousine; Scheiben/Trommel	1	24.3727-0638.2 580638	L= 270
			→	↓; Kombi; Trommelbremse	2	24.3727-0639.2 580639	L= 1.611
			→	↓; Limousine; Trommelbremse	2	24.3727-0639.2 580639	L= 1.611
			→	↓; Kombi; Scheibenbremse	2	24.3727-0641.2 580641	L= 1.647
			→	↓; Limousine; Scheibenbremse	2	24.3727-0644.2 580644	L= 1.462
<b>FORD - MONDEO II Turnier (BNP) 08/96→09/00</b>							
 <b>Radbremszylinder</b>							
1.6 i	66	08/96→09/00	→	10/96→		24.3222-1116.3 020271	Ø 22,2 GG
1.8 i	85	08/96→09/00	→				
1.6 i 16V	70	05/98→09/00	→			24.3222-1116.3 020271	Ø 22,2 GG
<b>Zubehörsatz, Bremsbacken</b>							
1.6 i	66	08/96→09/00	→	10/96→		03.0137-9153.2 669153	
1.8 i	85	08/96→09/00	→				
1.6 i 16V	70	05/98→09/00	→			03.0137-9153.2 669153	
 <b>Bremstrommel</b>							
1.6 i	66	08/96→09/00	→	10/96→		24.0222-8014.1 480031	Ø 229,0 x 54 / 230,1
1.8 i	85	08/96→09/00	→				
1.6 i 16V	70	05/98→09/00	→			24.0222-8014.1 480031	Ø 229,0 x 54 / 230,1
 <b>Bremssbackensatz</b>							
1.6 i	66	08/96→09/00	→	10/96→		03.0137-0253.2 650253	Ø 228 x 45 + HEB
1.8 i	85	08/96→09/00	→			03.0520-2222.3 692222	TRW Ø 228 x 45 Ø 22,2 + RZ / + Zub TopKit
1.6 i 16V	70	05/98→09/00	→			03.0137-0253.2 650253	Ø 228 x 45 + HEB
						03.0520-2222.3 692222	TRW Ø 228 x 45 Ø 22,2 + RZ / + Zub TopKit
 <b>Seilzug, Feststellbremse</b>							
1.6 i	66	08/96→09/00	←	↑; 10/96→; Scheiben/Trommel	1	24.3727-0638.2 580638	L= 270
1.8 i	85	08/96→09/00	→	↓; 10/96→; Trommelbremse	2	24.3727-0639.2 580639	L= 1.611
1.8 TD	66	08/96→09/00	→	↓; 10/96→; Scheibenbremse	2	24.3727-0641.2 580641	L= 1.647
2.0 i	96	08/96→09/00	→	↓; 10/96→; Scheibenbremse	2	24.3727-0641.2 580641	L= 1.647
2.5 24V	125	08/96→09/00	→	↓; 10/96→; Scheibenbremse	2	24.3727-0641.2 580641	L= 1.647
1.6 i 16V	70	05/98→09/00	←	↑; Scheiben/Trommel	1	24.3727-0638.2 580638	L= 270
2.5 24V	125	10/99→09/00	→	↓; Trommelbremse	2	24.3727-0639.2 580639	L= 1.611
			→	↓; Scheibenbremse	2	24.3727-0641.2 580641	L= 1.647
2.5 ST 200	151	05/99→09/00	←	↑; Kombi; Scheiben/Trommel	1	24.3727-0638.2 580638	L= 270
			←	↑; Limousine; Scheiben/Trommel	1	24.3727-0638.2 580638	L= 270
			→	↓; Kombi; Trommelbremse	2	24.3727-0639.2 580639	L= 1.611
			→	↓; Limousine; Trommelbremse	2	24.3727-0639.2 580639	L= 1.611
			→	↓; Kombi; Scheibenbremse	2	24.3727-0641.2 580641	L= 1.647
			→	↓; Limousine; Scheibenbremse	2	24.3727-0644.2 580644	L= 1.462
<b>FORD - MONDEO III (B5Y) 10/00→03/07</b>							
 <b>Seilzug, Feststellbremse</b>							
1.8 16V	81	10/00→03/07	→	↓; Scheibenbremse	2	24.3727-0647.2 580647	L= 1.735
1.8 16V	92	10/00→03/07	→				
1.8 SCi	96	06/03→03/07					
2.0 16V	107	10/00→03/07					
2.0 16V DI / TDDi / TDCi	66	10/00→03/07					
2.0 16V TDDi / TDCi	85	10/00→03/07					
2.0 TDCi	96	10/01→03/07					
2.2 TDCi	114	09/04→03/07					
↓							
















	kW				!#		
<b>FORD - MONDEO III (B5Y) 10/00→03/07</b>							
 <b>Seilzug, Feststellbremse</b>							
2.5 V6 24V 3.0 V6 24V ST220	125 150 166	10/00→03/07 09/04→03/07 04/02→03/07	➔	☒; Scheibenbremse	2	24.3727-0647.2 580647	L= 1.735
<b>FORD - MONDEO III Stufenheck (B4Y) 10/00→09/07</b>							
 <b>Seilzug, Feststellbremse</b>							
1.8 16V 1.8 16V 1.8 SCi 2.0 16V 2.0 16V DI / TDDi / TDCi 2.0 16V TDDi / TDCi 2.0 TDCi 2.2 TDCi 2.5 V6 2.5 V6 24V 3.0 V6 24V ST220	81 92 96 107 66 85 96 114 125 125 150 166	10/00→03/07 10/00→03/07 06/03→03/07 10/00→03/07 10/00→03/07 10/00→03/07 10/01→03/07 09/04→03/07 10/00→03/07 10/00→03/07 09/04→03/07 04/02→03/07	➔	☒; Scheibenbremse	2	24.3727-0647.2 580647	L= 1.735
<b>FORD - MONDEO III Turnier (BWY) 10/00→03/07</b>							
 <b>Seilzug, Feststellbremse</b>							
1.8 16V 1.8 16V 1.8 SCi 2.0 16V 2.0 16V DI / TDDi / TDCi 2.0 16V TDDi / TDCi 2.0 TDCi 2.2 TDCi 2.2 TDCi 2.5 V6 24V 3.0 V6 24V ST220	81 92 96 107 66 85 96 110 114 125 150 166	10/00→03/07 10/00→03/07 06/03→03/07 10/00→03/07 10/00→03/07 10/00→03/07 10/01→03/07 09/04→03/07 09/04→03/07 10/00→03/07 09/04→03/07 04/02→03/07	➔	☒; Scheibenbremse	2	24.3727-0648.2 580648	L= 1.722
<b>FORD - MONDEO IV (BA7) 03/07→01/15</b>							
 <b>Seilzug, Feststellbremse</b>							
1.6 EcoBoost 1.6 TDCi 1.6 Ti 1.8 TDCi 2.0 EcoBoost 2.0 Flexifuel 2.0 LPG 2.0 SCTi 2.0 TDCi 2.0 TDCi 2.0 TDCi 2.3 1.6 Ti 1.6 Ti 1.8 TDCi 2.0 2.0 TDCi 2.0 TDCi 2.5 2.2 TDCi 2.2 TDCi 2.2 TDCi	118 85 88 92 176 107 107 149 85 100 120 118 81 92 74 107 96 103 162 129 147	02/11→01/15 02/11→01/15 07/10→01/15 06/07→01/15 07/10→01/15 03/09→01/15 07/09→01/15 03/10→01/15 11/07→01/15 03/07→01/15 03/10→01/15 07/07→01/15 03/07→01/15 03/07→01/15 03/07→01/15 03/07→01/15 03/07→01/15 03/08→10/10 07/10→01/15	➔	☐; → 09/14; - eFSB; Scheibenbremse ☐; → 09/14; - eFSB	2	24.3727-0676.2 580676 24.3727-0677.2 580677	L= 2.078 L= 2.071
			➔	☐; 04/07→ 09/14; - eFSB; Scheibenbremse	2	24.3727-0676.2 580676	L= 2.078
			➔	☐; 04/07→ 09/14; - eFSB	2	24.3727-0677.2 580677	L= 2.071
			➔	☐; 04/08→; - eFSB; Scheibenbremse	2	24.3727-0676.2 580676	L= 2.078
			➔	☐; 04/08→; - eFSB	2	24.3727-0677.2 580677	L= 2.071
			➔	☐; 11/10→ 09/14; - eFSB; Scheibenbremse	2	24.3727-0676.2 580676	L= 2.078
			➔	☐; 11/10→ 09/14; - eFSB	2	24.3727-0677.2 580677	L= 2.071
<b>FORD - MONDEO IV Stufenheck (BA7) 03/07→01/15</b>							
 <b>Seilzug, Feststellbremse</b>							
1.6 EcoBoost 1.6 TDCi 1.6 Ti 1.6 Ti 1.8 TDCi 2.0 2.0 TDCi 2.0 TDCi 2.5 1.6 Ti 1.8 TDCi 2.0 Flexifuel	118 85 81 92 74 107 96 103 162 88 92 107	11/10→01/15 12/10→01/15 03/07→01/15 03/07→01/15 03/07→01/15 03/07→01/15 03/07→01/15 03/07→01/15 03/07→01/15 03/10→01/15 06/07→01/15 03/09→01/15	➔	☐; 02/11→ 09/14; - eFSB; Scheibenbremse ☐; 02/11→ 09/14; - eFSB	2	24.3727-0676.2 580676 24.3727-0677.2 580677	L= 2.078 L= 2.071
			➔	☐; 04/07→ 09/14; - eFSB; Scheibenbremse	2	24.3727-0676.2 580676	L= 2.078
			➔	☐; 04/07→ 09/14; - eFSB	2	24.3727-0677.2 580677	L= 2.071
			➔	☐; → 09/14; - eFSB; Scheibenbremse	2	24.3727-0676.2 580676	L= 2.078











	kw				#		
<b>FORD - MONDEO IV Stufenheck (BA7) 03/07→01/15</b>							
 <b>Seilzug, Feststellbremse</b>							
2.0 LPG 2.0 SCTi 2.0 TDCi 2.0 TDCi 2.3	107 149 85 120 118	07/09→01/15 03/10→01/15 11/07→01/15 03/10→01/15 07/07→01/15	➡	☐; → 09/14; - eFSB		24.3727-0677.2 580677	L= 2.071
2.0 EcoBoost 2.0 TDCi	176 100	03/10→09/14 08/08→01/15	➡	☐; - eFSB; Scheibenbremse		24.3727-0676.2 580676	L= 2.078
			➡	☐; - eFSB		24.3727-0677.2 580677	L= 2.071
2.2 TDCi	129	03/08→10/10	➡	☐; 04/08→; - eFSB; Scheibenbremse		24.3727-0676.2 580676	L= 2.078
			➡	☐; 04/08→; - eFSB		24.3727-0677.2 580677	L= 2.071
2.2 TDCi	147	10/10→01/15	➡	☐; 11/10→ 09/14; - eFSB; Scheibenbremse		24.3727-0676.2 580676	L= 2.078
			➡	☐; 11/10→ 09/14; - eFSB		24.3727-0677.2 580677	L= 2.071
<b>FORD - MONDEO IV Turnier (BA7) 03/07→01/15</b>							
 <b>Seilzug, Feststellbremse</b>							
1.6 EcoBoost 1.6 TDCi 1.6 Ti 2.0 EcoBoost 2.0 Flexifuel 2.0 LPG 2.0 SCTi 2.0 TDCi 2.0 TDCi 2.0 TDCi 2.3	118 85 88 176 107 107 149 85 100 120 118	02/11→01/15 02/11→01/15 07/10→01/15 07/10→01/15 03/09→01/15 07/09→01/15 03/10→01/15 11/07→01/15 03/07→01/15 03/10→01/15 07/07→01/15	➡	☐; → 09/14; - eFSB; Scheibenbremse		24.3727-0676.2 580676	L= 2.078
			➡	☐; → 09/14; - eFSB		24.3727-0677.2 580677	L= 2.071
1.6 Ti 1.6 Ti 1.8 TDCi 2.0 TDCi 2.5	81 92 74 96 162	03/07→12/12 03/07→12/10 03/07→12/12 03/07→12/12 03/07→12/12	➡	☐; 04/07→; - eFSB; Scheibenbremse		24.3727-0676.2 580676	L= 2.078
			➡	☐; 04/07→; - eFSB		24.3727-0677.2 580677	L= 2.071
1.8 TDCi	92	06/07→12/12	➡	☐; - eFSB; Scheibenbremse		24.3727-0676.2 580676	L= 2.078
			➡	☐; - eFSB		24.3727-0677.2 580677	L= 2.071
2.0 2.0 TDCi	107 103	03/07→01/15 03/07→01/15	➡	☐; 04/07→ 09/14; - eFSB; Scheibenbremse		24.3727-0676.2 580676	L= 2.078
			➡	☐; 04/07→ 09/14; - eFSB		24.3727-0677.2 580677	L= 2.071
2.2 TDCi	129	03/08→10/10	➡	☐; 04/08→; - eFSB; Scheibenbremse		24.3727-0676.2 580676	L= 2.078
			➡	☐; 04/08→; - eFSB		24.3727-0677.2 580677	L= 2.071
2.2 TDCi	147	07/10→01/15	➡	☐; 11/10→ 09/14; - eFSB; Scheibenbremse		24.3727-0676.2 580676	L= 2.078
			➡	☐; 11/10→ 09/14; - eFSB		24.3727-0677.2 580677	L= 2.071
<b>FORD - PUMA (EC_) 03/97→06/02</b>							
 <b>Radbremszylinder</b>							
1.4 16V	66	11/97→10/00	➡	02/98→ 01/00		24.3217-1715.3 020463	TRW Ø 17,78 GG
			➡	02/00→		24.3219-1735.3 020464	Ø 19,05 ALU
1.6 16V	76	08/00→06/02	➡	→ 12/01		24.3219-1735.3 020464	Ø 19,05 ALU
1.7 16V	92	03/97→06/02	➡	06/97→ 01/00		24.3217-1715.3 020463	TRW Ø 17,78 GG
			➡	02/00→ 12/01		24.3219-1735.3 020464	Ø 19,05 ALU
Racing ST 160	114	06/99→06/02	➡	→ 01/00		24.3217-1715.3 020463	TRW Ø 17,78 GG
			➡	02/00→ 12/01		24.3219-1735.3 020464	Ø 19,05 ALU
<b>Zubehörsatz, Bremsbacken</b>							
1.4 16V	66	11/97→10/00	➡	02/98→ 01/00		03.0137-9217.2 669217	TRW
			➡	02/00→		03.0137-9259.2 669259	
1.6 16V	76	08/00→06/02	➡	→ 12/01		03.0137-9259.2 669259	
1.7 16V	92	03/97→06/02	➡	06/97→ 01/00		03.0137-9217.2 669217	TRW
			➡	02/00→ 12/01		03.0137-9259.2 669259	
Racing ST 160	114	06/99→06/02	➡	→ 01/00		03.0137-9217.2 669217	TRW
			➡	02/00→ 12/01		03.0137-9259.2 669259	
↓							

	kw				!#		
<b>FORD - PUMA (EC_) 03/97→06/02</b>							
<b>Bremstrommel</b>							
1.4 16V	66	11/97→10/00	➡	02/98→ 01/00		24.0218-0024.2 480079	Ø 180,0 x 44 / 181,3 - RLG / - ABS Ring / mit Radbefestigungsbolzen
						24.0218-0724.2 480206	Ø 180,0 x 44 / 181,3 + RLG / - ABS Ring / mit Radbefestigungsbolzen
			➡	02/00→		24.0220-3009.2 480080	Ø 203,0 x 48,5 / 204,3 - RLG / - ABS Ring / mit Radbefestigungsbolzen
						24.0220-3709.2 480220	Ø 203,0 x 48,5 / 204,3 + RLG / - ABS Ring / mit Radbefestigungsbolzen
1.6 16V	76	08/00→06/02	➡	→ 12/01		24.0220-3009.2 480080	Ø 203,0 x 48,5 / 204,3 - RLG / - ABS Ring / mit Radbefestigungsbolzen
						24.0220-3709.2 480220	Ø 203,0 x 48,5 / 204,3 + RLG / - ABS Ring / mit Radbefestigungsbolzen
1.7 16V	92	03/97→06/02	➡	06/97→ 01/00		24.0218-0024.2 480079	Ø 180,0 x 44 / 181,3 - RLG / - ABS Ring / mit Radbefestigungsbolzen
						24.0218-0724.2 480206	Ø 180,0 x 44 / 181,3 + RLG / - ABS Ring / mit Radbefestigungsbolzen
			➡	02/00→ 12/01		24.0220-3009.2 480080	Ø 203,0 x 48,5 / 204,3 - RLG / - ABS Ring / mit Radbefestigungsbolzen
						24.0220-3709.2 480220	Ø 203,0 x 48,5 / 204,3 + RLG / - ABS Ring / mit Radbefestigungsbolzen
Racing ST 160	114	06/99→06/02	➡	→ 01/00		24.0218-0024.2 480079	Ø 180,0 x 44 / 181,3 - RLG / - ABS Ring / mit Radbefestigungsbolzen
						24.0218-0724.2 480206	Ø 180,0 x 44 / 181,3 + RLG / - ABS Ring / mit Radbefestigungsbolzen
			➡	02/00→ 12/01		24.0220-3009.2 480080	Ø 203,0 x 48,5 / 204,3 - RLG / - ABS Ring / mit Radbefestigungsbolzen
						24.0220-3709.2 480220	Ø 203,0 x 48,5 / 204,3 + RLG / - ABS Ring / mit Radbefestigungsbolzen
<b>Bremsbackensatz</b>							
1.4 16V	66	11/97→10/00	➡	02/98→ 01/00		03.0137-0337.2 650337	TRW Ø 180 x 32 + HEB
						03.0520-3617.3 693617	TRW Ø 180 x 32 Ø 17,78 + RZ / + Zub TopKit
			➡	02/00→		03.0137-0394.2 650394	Ø 203 x 38 + HEB
						03.0520-6319.3 696319	AP Ø 203 x 38 Ø 19,05 + RZ / + Zub TopKit
1.6 16V	76	08/00→06/02	➡	→ 12/01		03.0137-0394.2 650394	Ø 203 x 38 + HEB
						03.0520-6319.3 696319	AP Ø 203 x 38 Ø 19,05 + RZ / + Zub TopKit
1.7 16V	92	03/97→06/02	➡	06/97→ 01/00		03.0137-0337.2 650337	TRW Ø 180 x 32 + HEB
						03.0520-3617.3 693617	TRW Ø 180 x 32 Ø 17,78 + RZ / + Zub TopKit
			➡	02/00→ 12/01		03.0137-0394.2 650394	Ø 203 x 38 + HEB
						03.0520-6319.3 696319	AP Ø 203 x 38 Ø 19,05 + RZ / + Zub TopKit
Racing ST 160	114	06/99→06/02	➡	→ 01/00		03.0137-0337.2 650337	TRW Ø 180 x 32 + HEB
						03.0520-3617.3 693617	TRW Ø 180 x 32 Ø 17,78 + RZ / + Zub TopKit
			➡	02/00→ 12/01		03.0137-0394.2 650394	Ø 203 x 38 + HEB
						03.0520-6319.3 696319	AP Ø 203 x 38 Ø 19,05 + RZ / + Zub TopKit
<b>Seilzug, Feststellbremse</b>							
1.4 16V	66	11/97→10/00	⬅	⬆; 02/98→ 11/98; Trommelbremse	1	24.3727-1800.2 581800	L= 312
			⬅	⬆; 12/98→; Trommelbremse	1	24.3727-1800.2 581800	L= 312
			➡	⬇; 12/98→	1	24.3727-0660.2 580660	L= 1.575 L2= 1.627
↓							









	kw				!#		
<b>FORD - PUMA (EC_) 03/97→06/02</b>							
 <b>Seilzug, Feststellbremse</b>							
1.4 16V	66	11/97→10/00	➡	⏴; 02/98→11/98; Trommelbremse	1	24.3727-0660.2 580660	L= 1.575 L2= 1.627
1.6 16V	76	08/00→06/02	⬅	⏴; → 12/01; Trommelbremse	1	24.3727-1800.2 581800	L= 312
			➡	⏴; → 12/01	1	24.3727-0660.2 580660	L= 1.575 L2= 1.627
1.7 16V	92	03/97→06/02	⬅	⏴; 12/98→12/01; Trommelbremse	1	24.3727-1800.2 581800	L= 312
			⬅	⏴; 06/97→11/98; Trommelbremse	1	24.3727-1800.2 581800	L= 312
			➡	⏴; 06/97→11/98; Trommelbremse	1	24.3727-0660.2 580660	L= 1.575 L2= 1.627
			➡	⏴; 12/98→12/01	1	24.3727-0660.2 580660	L= 1.575 L2= 1.627
<b>FORD - RANGER (ER, EQ) 04/97→06/06</b>							
 <b>Radbremszylinder</b>							
2.9 D	70	06/99→02/02	➡			24.3223-1711.3 020570	Ø 23,81 GG
<b>FORD - RANGER (ET) 01/05→07/12</b>							
 <b>Radbremszylinder</b>							
2.5 TDCi 4x4	105	05/06→07/12	➡	04/10→10/11		24.3223-1711.3 020570	Ø 23,81 GG
2.5 TDi	105	05/06→07/12					
3.0 TDCi	115	05/06→07/12					
3.0 TDCi 4x4	115	05/06→07/12					
<b>FORD - RANGER (TKE) 04/11→</b>							
 <b>Radbremszylinder</b>							
2.2 TDCi	88	04/11→	➡	11/11→; + ABS		24.3220-1749.3 020589	Ø 20,64 GG
2.2 TDCi	92	04/11→					
2.2 TDCi 4x4	92	04/11→	➡	11/11→; - ABS		24.3223-1711.3 020570	Ø 23,81 GG
2.2 TDCi 4x4	110	04/11→					
3.2 TDCi 4x4	147	04/11→					
2.2 TDCi	96	05/15→	➡	+ ABS		24.3220-1749.3 020589	Ø 20,64 GG
2.2 TDCi	110	11/11→					
2.2 TDCi	118	05/15→	➡	- ABS		24.3223-1711.3 020570	Ø 23,81 GG
2.2 TDCi 4x4	96	05/15→					
2.2 TDCi 4x4	118	05/15→					
2.5 i 4x4	122	11/11→					
 <b>Bremsbackensatz</b>							
2.2 TDCi	88	04/11→	➡	11/11→;		03.0137-0519.2 650519	Ø 294 x 56 - HEB
2.2 TDCi	92	04/11→		+ verbesserte Lage / + verbess.			
2.2 TDCi 4x4	92	04/11→		Fzg.Höhe			
2.2 TDCi 4x4	110	04/11→					
3.2 TDCi 4x4	147	04/11→					
2.2 TDCi	96	05/15→	➡	+ verbesserte Lage / + verbess.		03.0137-0519.2 650519	Ø 294 x 56 - HEB
2.2 TDCi	110	11/11→		Fzg.Höhe			
2.2 TDCi	118	05/15→					
2.2 TDCi 4x4	96	05/15→					
2.2 TDCi 4x4	118	05/15→					
2.5 i 4x4	122	11/11→	➡	verbesserte Lage / verbesserte Fzg Höhe		03.0137-0519.2 650519	Ø 294 x 56 - HEB
<b>FORD - SCORPIO II (GFR, GGR) 10/94→08/98</b>							
 <b>Seilzug, Feststellbremse</b>							
2.0 i	85	10/94→08/98	➡	⏴; → 12/95; Scheibenbremse	1	24.3727-0642.2 580642	L= 3.760
2.0 i 16V	100	10/94→08/98					
2.5 TD	85	10/94→08/98	➡	⏴; 01/96→; Scheibenbremse	1	24.3727-0643.2 580643	L= 3.800
2.9 i	110	02/95→08/98					
2.9 i 24V	152	10/94→08/98					
2.3 i 16V	108	06/96→08/98	➡	⏴; Scheibenbremse	1	24.3727-0643.2 580643	L= 3.800
<b>FORD - SCORPIO II Turnier (GMR, GGR) 10/94→08/98</b>							
 <b>Seilzug, Feststellbremse</b>							
2.0 i	85	10/94→08/98	➡	⏴; → 12/95; Scheibenbremse	1	24.3727-0642.2 580642	L= 3.760
2.0 i 16V	100	10/94→08/98					
2.5 TD	85	10/94→08/98	➡	⏴; 01/96→; Scheibenbremse	1	24.3727-0643.2 580643	L= 3.800
2.9 i	110	02/95→08/98					
2.9 i 24V	152	10/94→08/98					
2.3 i 16V	108	06/96→08/98	➡	⏴; Scheibenbremse	1	24.3727-0643.2 580643	L= 3.800
<b>FORD - S-MAX (WA6) 05/06→12/14</b>							
 <b>Seilzug, Feststellbremse</b>							
1.6 EcoBoost	118	02/11→12/14	➡	⏴; - eFSB; Scheibenbremse		24.3727-0676.2 580676	L= 2.078
1.6 TDCi	85	02/11→12/14					






















	kw				!#		
<b>FORD - S-MAX (WA6) 05/06→12/14</b>							
 <b>Seilzug, Feststellbremse</b>							
2.0 EcoBoost	146	07/10→12/14	➔	☐; - eFSB		24.3727-0677.2 580677	L= 2.071
2.0 EcoBoost	149	03/10→12/14					
2.0 EcoBoost	176	07/10→12/14					
2.0 TDCi	85	11/07→12/14					
2.0 TDCi	120	03/10→12/14					
2.2 TDCi	147	07/10→12/14					
2.3	118	07/07→12/14					
1.8 TDCi	74	01/07→12/10	➔	☐; 02/07→; - eFSB; Scheibenbremse		24.3727-0676.2 580676	L= 2.078
1.8 TDCi	92	05/06→12/14					
2.0	107	05/06→12/14	➔	☐; 02/07→; - eFSB		24.3727-0677.2 580677	L= 2.071
2.0 Flexifuel	107	05/06→12/14					
2.0 TDCi	96	05/06→12/14					
2.0 TDCi	100	05/06→12/14					
2.0 TDCi	103	05/06→12/14					
2.5 ST	162	05/06→12/14					
2.2 TDCi	129	03/08→12/12	➔	☐; 04/08→; - eFSB; Scheibenbremse		24.3727-0676.2 580676	L= 2.078
			➔	☐; 04/08→; - eFSB		24.3727-0677.2 580677	L= 2.071
<b>FORD - STREET KA (RL2) 03/03→07/05</b>							
 <b>Radbremsszylinder</b>							
1.6	70	05/03→07/05	➔			24.3219-1735.3 020464	Ø 19,05 ALU
<b>Zubehörsatz, Bremsbacken</b>							
1.6	70	05/03→07/05	➔			03.0137-9259.2 669259	
 <b>Bremstrommel</b>							
1.6	70	05/03→07/05	➔			24.0220-3009.2 480080	Ø 203,0 x 48,5 / 204,3 - RLG / - ABS Ring / mit Radbe- festigungsbolzen
						24.0220-3709.2 480220	Ø 203,0 x 48,5 / 204,3 + RLG / - ABS Ring / mit Radbe- festigungsbolzen
 <b>Bremsbackensatz</b>							
1.6	70	05/03→07/05	➔			03.0137-0394.2 650394	Ø 203 x 38 + HEB
						03.0520-6319.3 696319	AP Ø 203 x 38 Ø 19,05 + RZ / + Zub TopKit
 <b>Seilzug, Feststellbremse</b>							
1.6	70	05/03→07/05	➔	☐; Trommelbremse	1	24.3727-1800.2 581800	L= 312
			➔	☐	1	24.3727-0660.2 580660	L= 1.575 L2= 1.627
<b>FORD - TOURNEO CONNECT 06/02→12/13</b>							
 <b>Radbremsszylinder</b>							
1.8 16V	85	06/02→12/13	➔	→ 08/13		24.3220-1740.3 020553	Ø 20,64 ALU
1.8 TDCi	66	06/02→12/13					
1.8 TDCi	81	08/06→12/13					
1.8 TDCi /TDDi /DI	55	06/02→12/13					
<b>Zubehörsatz, Bremsbacken</b>							
1.8 16V	85	06/02→12/13	➔	→ 08/13		03.0137-9279.2 669279	
1.8 TDCi	66	06/02→12/13					
1.8 TDCi	81	08/06→12/13					
1.8 TDCi /TDDi /DI	55	06/02→12/13					
 <b>Bremstrommel</b>							
1.8 16V	85	06/02→12/13	➔	→ 08/13		24.0222-8033.1 480181	Ø 228,5 x 68 / 229,6
1.8 TDCi	66	06/02→12/13					
1.8 TDCi	81	08/06→12/13					
1.8 TDCi /TDDi /DI	55	06/02→12/13					
 <b>Bremsbackensatz</b>							
1.8 16V	85	06/02→12/13	➔	→ 08/13		03.0137-0438.2 650438	Ø 228 x 57 + HEB
1.8 TDCi	66	06/02→12/13				03.0520-8020.3 698020	AP Ø 228 x 57 Ø 20,64 + RZ / + Zub TopKit
1.8 TDCi	81	08/06→12/13					
1.8 TDCi /TDDi /DI	55	06/02→12/13					
<b>FORD - TOURNEO COURIER Kombi 02/14→</b>							
 <b>Radbremsszylinder</b>							
1.0 EcoBoost	74	02/14→	➔			24.3222-1748.3 020600	Ø 22,2 ALU
1.5 TDCi	55	02/14→					
1.5 TDCi	70	05/15→					
↓							
















	kw			!#		
<b>FORD - TOURNEO COURIER Kombi 02/14→</b>						
 <b>Radbremsszylinder</b>						
1.6 TDCi	70	02/14→	➔		24.3222-1748.3 020600	Ø 22,2 ALU
<b>Zubehörsatz, Bremsbacken</b>						
1.0 EcoBoost	74	02/14→	➔		03.0137-9313.2 669313	
1.5 TDCi	55	02/14→				
1.5 TDCi	70	05/15→				
1.6 TDCi	70	02/14→				
 <b>Bremsbackensatz</b>						
1.0 EcoBoost	74	02/14→	➔		03.0137-0512.2 650512	Ø 228 x 42 + HEB
1.5 TDCi	55	02/14→				
1.5 TDCi	70	05/15→				
1.6 TDCi	70	02/14→				
 <b>Seilzug, Feststellbremse</b>						
1.0 EcoBoost	74	02/14→	➔	☒; Trommelbremse	1 24.3727-0679.2 580679	L= 408
1.5 TDCi	55	02/14→				
1.5 TDCi	70	05/15→				
1.6 TDCi	70	02/14→				
<b>FORD - TOURNEO CUSTOM Bus 04/12→</b>						
 <b>Seilzug, Feststellbremse</b>						
2.0 TDCi	77	12/15→	➔	☐; → 04/16; + Kastenwagen; kurzer Radstand	24.3727-0681.2 580681	L= 1.377
2.0 TDCi	96	12/15→				
2.0 TDCi	125	12/15→				
2.2 TDCi	74	04/12→	➔	☐; 05/12→; + Kastenwagen; → 04/16; kurzer Radstand	24.3727-0681.2 580681	L= 1.377
2.2 TDCi	92	04/12→				
2.2 TDCi	114	04/12→				
<b>FORD - TRANSIT Bus (E_) 06/94→07/00</b>						
 <b>Radbremsszylinder</b>						
2.0 (EBL, EBS, ECL, EDS, EDL, EGL, ESS, ESL, EUS)	84	09/95→03/00	➔		24.3222-1124.3 020344	Ø 22,2 GG
			➔	Baumuster: 80/100S/100L/115/120	24.3222-1124.3 020344	Ø 22,2 GG
			➔	Baumuster: 190/190A/190EF	24.3225-1103.3 020346	Ø 25,4 GG
2.0 CNG	84	06/94→03/00	➔	07/94→	24.3222-1124.3 020344	Ø 22,2 GG
			➔	Baumuster: 80/100S/100L/115/120	24.3222-1124.3 020344	Ø 22,2 GG
			➔	Baumuster: 190/190A/190EF	24.3225-1103.3 020346	Ø 25,4 GG
2.5 DI (EBL, ECL, EDS, EDL)	56	07/94→03/00	➔		24.3220-1121.3 020343	Ø 20,64 GG
2.5 DI (EBL, EDL, EDS, ESL, ESS)	85	08/97→03/00	➔	Baumuster: 80/100S/100L/115 / 120/130/150S/150	24.3220-1121.3 020343	Ø 20,64 GG
2.5 DI (EBL, EDS, ESL, ESS, EUS)	51	08/94→03/00	➔	Baumuster: 190/190A/190EF	24.3225-1103.3 020346	Ø 25,4 GG
2.5 TD (EBL, EDL, EDS, EGL, ESL, ESS, EUS)	63	01/95→03/00				
2.5 TD (ECL, EDL, EDS, ESL, ESS, EUS)	74	07/94→03/00				
2.5 TD (EB_, ED_, ES_)	55	08/94→06/00	➔	→ 03/00; Baumuster: 80/100S/100L/115 / 120/130/150S/150	24.3220-1121.3 020343	Ø 20,64 GG
			➔	→ 03/00	24.3220-1121.3 020343	Ø 20,64 GG
			➔	→ 03/00; Baumuster: 190/190A/190EF	24.3225-1103.3 020346	Ø 25,4 GG
<b>Zubehörsatz, Bremsbacken</b>						
2.0 (EBL, EBS, ECL, EDS, EDL, EGL, ESS, ESL, EUS)	84	09/95→03/00	➔	Baumuster: 80/100S/100L/115/120; für Einfachbereifung	03.0137-9193.2 669193	Ø 254x52
			➔	für Einfachbereifung	03.0137-9193.2 669193	Ø 254x52
2.5 DI (EBL, ECL, EDS, EDL)	56	07/94→03/00	➔	Baumuster: 130/150S/150L / 190/190A/190EF; für Doppelbereifung	03.0137-9194.2 669194	Ø 280x65
2.5 DI (EBL, EDL, EDS, ESL, ESS)	85	08/97→03/00	➔	für Doppelbereifung	03.0137-9194.2 669194	Ø 280x65
2.5 TD (EBL, EDL, EDS, EGL, ESL, ESS, EUS)	63	01/95→03/00				
2.5 TD (ECL, EDL, EDS, ESL, ESS, EUS)	74	07/94→03/00				
2.0 CNG	84	06/94→03/00	➔	07/94→; für Einfachbereifung	03.0137-9193.2 669193	Ø 254x52
			➔	Baumuster: 80/100S/100L/115/120; für Einfachbereifung	03.0137-9193.2 669193	Ø 254x52
			➔	07/94→; für Doppelbereifung	03.0137-9194.2 669194	Ø 280x65
			➔	Baumuster: 130/150S/150L / 190/190A/190EF; für Doppelbereifung	03.0137-9194.2 669194	Ø 280x65
↓						

















	kw				!#		
<b>FORD - TRANSIT Bus (E_) 06/94→07/00</b>							
<b>Zubehörsatz, Bremsbacken</b>							
2.5 DI (EBL, EDS, ESL, ESS, EUS)	51	08/94→03/00	➡	für Einfachbereifung	03.0137-9193.2	669193	Ø 254x52
			➡	für Doppelbereifung	03.0137-9194.2	669194	Ø 280x65
			➡	Baumuster: 130/150S/150L / 190/190A/190EF; für Doppelbereifung	03.0137-9194.2	669194	Ø 280x65
2.5 TD (EB_, ED_, ES_)	55	08/94→06/00	➡	→ 03/00; Baumuster: 80/100S/100L/115/120; für Einfachbereifung	03.0137-9193.2	669193	Ø 254x52
			➡	→ 03/00; für Einfachbereifung	03.0137-9193.2	669193	Ø 254x52
			➡	→ 03/00; Baumuster: 130/150S/150L / 190/190A/190EF; für Doppelbereifung	03.0137-9194.2	669194	Ø 280x65
			➡	→ 03/00; für Doppelbereifung	03.0137-9194.2	669194	Ø 280x65
<b> Bremstrommel</b>							
2.0 (EBL, EBS, ECL, EDS, EDL, EGL, ESS, ESL, EUS)	84	09/95→03/00	➡	Baumuster: 80/100S/100L/115/120; für Einfachbereifung	24.0225-4004.1	480069	Ø 254,0 x 57,5 / 256
2.5 DI (EBL, ECL, EDS, EDL)	56	07/94→03/00	➡	für Einfachbereifung	24.0225-4004.1	480069	Ø 254,0 x 57,5 / 256
2.5 DI (EBL, EDL, EDS, ESL, ESS)	85	08/97→03/00	➡	Baumuster: 130/150S/150L / 190/190A/190EF; für Doppelbereifung	24.0228-0001.1	480068	Ø 280,0 x 75,5 / 282
2.5 DI (EBL, EDS, ESL, ESS, EUS)	51	08/94→03/00	➡	für Doppelbereifung	24.0228-0001.1	480068	Ø 280,0 x 75,5 / 282
2.5 TD (EBL, EDL, EDS, EGL, ESL, ESS, EUS)	63	01/95→03/00					
2.5 TD (ECL, EDL, EDS, ESL, ESS, EUS)	74	07/94→03/00					
2.0 CNG	84	06/94→03/00	➡	07/94→; für Einfachbereifung	24.0225-4004.1	480069	Ø 254,0 x 57,5 / 256
			➡	Baumuster: 80/100S/100L/115/120; für Einfachbereifung	24.0225-4004.1	480069	Ø 254,0 x 57,5 / 256
			➡	07/94→; für Doppelbereifung	24.0228-0001.1	480068	Ø 280,0 x 75,5 / 282
			➡	Baumuster: 130/150S/150L / 190/190A/190EF; für Doppelbereifung	24.0228-0001.1	480068	Ø 280,0 x 75,5 / 282
2.5 TD (EB_, ED_, ES_)	55	08/94→06/00	➡	→ 03/00; Baumuster: 80/100S/100L/115/120; für Einfachbereifung	24.0225-4004.1	480069	Ø 254,0 x 57,5 / 256
			➡	→ 03/00; für Einfachbereifung	24.0225-4004.1	480069	Ø 254,0 x 57,5 / 256
			➡	→ 03/00; Baumuster: 130/150S/150L / 190/190A/190EF; für Doppelbereifung	24.0228-0001.1	480068	Ø 280,0 x 75,5 / 282
			➡	→ 03/00; für Doppelbereifung	24.0228-0001.1	480068	Ø 280,0 x 75,5 / 282
<b> Bremsbackensatz</b>							
2.0 (EBL, EBS, ECL, EDS, EDL, EGL, ESS, ESL, EUS)	84	09/95→03/00	➡	Baumuster: 80/100S/100L/115/120; für Einfachbereifung	03.0137-0331.2	650331	Ø 254 x 52
2.5 DI (EBL, ECL, EDS, EDL)	56	07/94→03/00	➡	für Einfachbereifung	03.0137-0331.2	650331	Ø 254 x 52
2.5 DI (EBL, EDL, EDS, ESL, ESS)	85	08/97→03/00	➡	Baumuster: 130/150S/150L / 190/190A/190EF; für Doppelbereifung	03.0137-0332.2	650332	Ø 280 x 65
2.5 DI (EBL, EDS, ESL, ESS, EUS)	51	08/94→03/00	➡	für Doppelbereifung	03.0137-0332.2	650332	Ø 280 x 65
2.5 TD (EBL, EDL, EDS, EGL, ESL, ESS, EUS)	63	01/95→03/00					
2.5 TD (ECL, EDL, EDS, ESL, ESS, EUS)	74	07/94→03/00					
2.0 CNG	84	06/94→03/00	➡	Baumuster: 80/100S/100L/115/120; für Einfachbereifung	03.0137-0331.2	650331	Ø 254 x 52
			➡	07/94→; für Einfachbereifung	03.0137-0331.2	650331	Ø 254 x 52
			➡	07/94→; für Doppelbereifung	03.0137-0332.2	650332	Ø 280 x 65
			➡	Baumuster: 130/150S/150L / 190/190A/190EF; für Doppelbereifung	03.0137-0332.2	650332	Ø 280 x 65
2.5 TD (EB_, ED_, ES_)	55	08/94→06/00	➡	→ 03/00; Baumuster: 80/100S/100L/115/120; für Einfachbereifung	03.0137-0331.2	650331	Ø 254 x 52
			➡	→ 03/00; für Einfachbereifung	03.0137-0331.2	650331	Ø 254 x 52
			➡	→ 03/00; Baumuster: 130/150S/150L / 190/190A/190EF; für Doppelbereifung	03.0137-0332.2	650332	Ø 280 x 65
			➡	→ 03/00; für Doppelbereifung	03.0137-0332.2	650332	Ø 280 x 65










	kw				!#		
<b>FORD - TRANSIT Bus (E_ ) 06/94→07/00</b>							
 <b>Seilzug, Feststellbremse</b>							
2.0 (EBL, EBS, ECL, EDS, EDL, EGL, ESS, ESL, EUS)	84	09/95→03/00	➔	⏴; für Einfachbereifung; Trommelbremse	1	24.3727-0636.2 580636	L= 2.823
2.5 DI (EBL, ECL, EDS, EDL)	56	07/94→03/00	➔	⏴; für Doppelbereifung; Trommelbremse	1	24.3727-0637.2 580637	L= 2.730
2.5 DI (EBL, EDL, EDS, ESL, ESS)	85	08/97→03/00					
2.5 DI (EBL, EDS, ESL, ESS, EUS)	51	08/94→03/00					
2.5 TD (EBL, EDL, EDS, EGL, ESL, ESS, EUS)	63	01/95→03/00					
2.5 TD (ECL, EDL, EDS, ESL, ESS, EUS)	74	07/94→03/00					
2.0 CNG	84	06/94→03/00	➔	⏴; 07/94→; für Einfachbereifung; Trommelbremse	1	24.3727-0636.2 580636	L= 2.823
			➔	⏴; für Einfachbereifung; Trommelbremse	1	24.3727-0636.2 580636	L= 2.823
			➔	⏴; für Doppelbereifung; Trommelbremse	1	24.3727-0637.2 580637	L= 2.730
			➔	⏴; 07/94→; für Doppelbereifung; Trommelbremse	1	24.3727-0637.2 580637	L= 2.730
2.5 TD (EB_ , ED_ , ES_ )	55	08/94→06/00	➔	⏴; → 03/00; für Einfachbereifung; Trommelbremse	1	24.3727-0636.2 580636	L= 2.823
			➔	⏴; → 03/00; für Doppelbereifung; Trommelbremse	1	24.3727-0637.2 580637	L= 2.730
<b>FORD - TRANSIT Bus (FD_ , FB_ , FS_ , FZ_ , FC_ ) 01/00→05/06</b>							
 <b>Radbremszylinder</b>							
2.0 DI (F_E_ , F_F_ , F_G_ )	55	08/00→05/06	➔	→ 04/06		24.3225-1103.3 020346	Ø 25,4 GG
2.0 DI (F_E_ , F_F_ , F_G_ )	63	08/00→05/06					
2.0 DI (F_E_ , F_F_ , F_G_ )	74	08/00→05/06					
2.0 TDCi (F_F_ , F_E_ , F_G_ )	92	08/02→05/06					
2.3 16V RWD (F_B_ , F_C_ , F_A_ )	107	08/00→05/06					
2.4 DI (F_B_ , F_C_ , F_A_ )	66	01/00→05/06					
2.4 DI RWD (F_B_ , F_C_ , F_A_ )	88	01/00→05/06					
2.4 DI RWD (F_B_ , F_C_ )	55	01/00→05/06					
2.4 TDCi	101	03/04→05/06					
2.4 TDE	85	03/04→05/06					
2.3	107	08/00→03/06	➔			24.3225-1103.3 020346	Ø 25,4 GG
2.4 TDE (F_C_ , F_B_ , F_A_ )	92	07/01→05/06	➔	11/01→ 04/06		24.3225-1103.3 020346	Ø 25,4 GG
<b>Zubehörsatz, Bremsbacken</b>							
2.0 DI (F_E_ , F_F_ , F_G_ )	55	08/00→05/06	➔	→ 04/06		03.0137-9268.2 669268	
2.0 DI (F_E_ , F_F_ , F_G_ )	63	08/00→05/06					
2.0 DI (F_E_ , F_F_ , F_G_ )	74	08/00→05/06					
2.0 TDCi (F_F_ , F_E_ , F_G_ )	92	08/02→05/06					
2.3 16V RWD (F_B_ , F_C_ , F_A_ )	107	08/00→05/06					
2.4 DI (F_B_ , F_C_ , F_A_ )	66	01/00→05/06					
2.4 DI RWD (F_B_ , F_C_ , F_A_ )	88	01/00→05/06					
2.4 DI RWD (F_B_ , F_C_ )	55	01/00→05/06					
2.4 TDCi	101	03/04→05/06					
2.4 TDE	85	03/04→05/06					
2.3	107	08/00→03/06	➔			03.0137-9268.2 669268	
2.4 TDE (F_C_ , F_B_ , F_A_ )	92	07/01→05/06	➔	11/01→ 04/06		03.0137-9268.2 669268	
<b>Bremstrommel</b>							
2.0 DI (F_E_ , F_F_ , F_G_ )	55	08/00→05/06	➔	→ 04/06; Baumuster: 260/280/300		24.0225-4016.1 480171	Ø 254,0 x 60 / 256
2.0 DI (F_E_ , F_F_ , F_G_ )	63	08/00→05/06					











	kw				!#		
<b>FORD - TRANSIT Bus (FD_ , FB_ , FS_ , FZ_ , FC_ ) 01/00→05/06</b>							
 <b>Bremstrommel</b>							
2.0 DI (F_E_ , F_F_ , F_G_ )	74	08/00→05/06	➔	→ 04/06; Baumuster: 260/280/300		24.0225-4016.1 480171	Ø 254,0 x 60 / 256
2.0 TDCi (F_F_ , F_E_ , F_G_ )	92	08/02→05/06					
2.3	107	08/00→03/06	➔	mit Einfachbereifung		24.0228-0004.1 480173	Ø 280,0 x 80,5 / 282
2.3 16V RWD (F_B_ , F_C_ , F_A_ )	107	08/00→05/06	➔	→ 04/06; mit Einfachbereifung		24.0228-0004.1 480173	Ø 280,0 x 80,5 / 282
2.4 DI (F_B_ , F_C_ , F_A_ )	66	01/00→05/06					
2.4 DI RWD (F_B_ , F_C_ , F_A_ )	88	01/00→05/06					
2.4 DI RWD (F_B_ , F_C_ )	55	01/00→05/06					
2.4 TDCi	101	03/04→05/06					
2.4 TDE	85	03/04→05/06					
2.4 TDE (F_C_ , F_B_ , F_A_ )	92	07/01→05/06	➔	11/01→ 04/06; mit Einfachbereifung		24.0228-0004.1 480173	Ø 280,0 x 80,5 / 282
 <b>Bremsbackensatz</b>							
2.0 DI (F_E_ , F_F_ , F_G_ )	55	08/00→05/06	➔	→ 04/06		03.0137-0427.2 650427	Ø 254 x 52 + HEB
2.0 DI (F_E_ , F_F_ , F_G_ )	63	08/00→05/06				03.0520-1125.3 691125	Ø 254 x 52 Ø 25,4 + RZ / + Zub TopKit
2.0 DI (F_E_ , F_F_ , F_G_ )	74	08/00→05/06					
2.0 TDCi (F_F_ , F_E_ , F_G_ )	92	08/02→05/06					
2.3	107	08/00→03/06	➔			03.0137-0411.2 650411	Ø 280 x 65 + HEB
						03.0520-1225.3 691225	Ø 280 x 65 Ø 25,4 + RZ / + Zub TopKit
2.3 16V RWD (F_B_ , F_C_ , F_A_ )	107	08/00→05/06	➔	→ 04/06		03.0137-0411.2 650411	Ø 280 x 65 + HEB
2.4 DI (F_B_ , F_C_ , F_A_ )	66	01/00→05/06				03.0520-1225.3 691225	Ø 280 x 65 Ø 25,4 + RZ / + Zub TopKit
2.4 DI RWD (F_B_ , F_C_ , F_A_ )	88	01/00→05/06					
2.4 DI RWD (F_B_ , F_C_ )	55	01/00→05/06					
2.4 TDCi	101	03/04→05/06					
2.4 TDE	85	03/04→05/06					
2.4 TDE (F_C_ , F_B_ , F_A_ )	92	07/01→05/06	➔	11/01→ 04/06		03.0137-0411.2 650411	Ø 280 x 65 + HEB
						03.0520-1225.3 691225	Ø 280 x 65 Ø 25,4 + RZ / + Zub TopKit
<b>FORD - TRANSIT Bus (FD_ , FB_ , FS_ , FZ_ , FC_ ) 04/06→</b>							
 <b>Radbremszylinder</b>							
2.2 TDCi	63	04/06→08/14	➔	05/06→ 04/14		24.3225-1103.3 020346	Ø 25,4 GG
2.2 TDCi	81	04/06→08/14					
2.2 TDCi	96	04/06→08/14					
2.2 TDCi	74	10/11→08/14	➔	→ 04/14		24.3225-1103.3 020346	Ø 25,4 GG
2.2 TDCi	85	10/08→08/14					
2.2 TDCi	92	10/11→08/14					
2.2 TDCi	103	10/07→08/14					
<b>Zubehörsatz, Bremsbacken</b>							
2.2 TDCi	63	04/06→08/14	➔	05/06→ 04/14		03.0137-9268.2 669268	
2.2 TDCi	81	04/06→08/14					
2.2 TDCi	96	04/06→08/14					
2.2 TDCi	74	10/11→08/14	➔	→ 04/14		03.0137-9268.2 669268	
2.2 TDCi	85	10/08→08/14					
2.2 TDCi	92	10/11→08/14					
2.2 TDCi	103	10/07→08/14					
 <b>Bremstrommel</b>							
2.2 TDCi	63	04/06→08/14	➔	05/06→ 04/14		24.0225-4016.1 480171	Ø 254,0 x 60 / 256
2.2 TDCi	81	04/06→08/14					
2.2 TDCi	96	04/06→08/14					
2.2 TDCi	74	10/11→08/14	➔	→ 04/14		24.0225-4016.1 480171	Ø 254,0 x 60 / 256
2.2 TDCi	85	10/08→08/14					
2.2 TDCi	92	10/11→08/14					
2.2 TDCi	103	10/07→08/14					
 <b>Bremsbackensatz</b>							
2.2 TDCi	63	04/06→08/14	➔	05/06→ 04/14		03.0137-0427.2 650427	Ø 254 x 52 + HEB
2.2 TDCi	81	04/06→08/14				03.0520-1125.3 691125	Ø 254 x 52 Ø 25,4 + RZ / + Zub TopKit
2.2 TDCi	96	04/06→08/14					
↓							







	kW				#		
<b>FORD - TRANSIT Bus (FD_, FB_, FS_, FZ_, FC_) 04/06→</b>							
 <b>Bremsbackensatz</b>							
2.2 TDCi	74	10/11→08/14	→	→ 04/14		03.0137-0427.2 650427	Ø 254 x 52 + HEB
2.2 TDCi	85	10/08→08/14				03.0520-1125.3 691125	Ø 254 x 52 Ø 25,4 + RZ / + Zub TopKit
2.2 TDCi	92	10/11→08/14					
2.2 TDCi	103	10/07→08/14					
<b>FORD - TRANSIT CONNECT (P65_, P70_, P80_) 06/02→</b>							
 <b>Radbremsszylinder</b>							
1.8 16V	85	06/02→12/13	→	→ 08/13		24.3220-1740.3 020553	Ø 20,64 ALU
1.8 16V LPG	85	06/02→12/13					
1.8 Di	55	06/02→12/13					
1.8 TDCi	66	06/02→12/13					
1.8 TDCi	81	08/06→12/13					
<b>Zubehörsatz, Bremsbacken</b>							
1.8 16V	85	06/02→12/13	→	→ 08/13		03.0137-9279.2 669279	
1.8 16V LPG	85	06/02→12/13					
1.8 Di	55	06/02→12/13					
1.8 TDCi	66	06/02→12/13					
1.8 TDCi	81	08/06→12/13					
 <b>Bremstrommel</b>							
1.8 16V	85	06/02→12/13	→	→ 08/13		24.0222-8033.1 480181	Ø 228,5 x 68 / 229,6
1.8 16V LPG	85	06/02→12/13					
1.8 Di	55	06/02→12/13					
1.8 TDCi	66	06/02→12/13					
1.8 TDCi	81	08/06→12/13					
 <b>Bremsbackensatz</b>							
1.8 16V	85	06/02→12/13	→	→ 08/13		03.0137-0438.2 650438	Ø 228 x 57 + HEB
1.8 16V LPG	85	06/02→12/13				03.0520-8020.3 698020	AP Ø 228 x 57 Ø 20,64 + RZ / + Zub TopKit
1.8 Di	55	06/02→12/13					
1.8 TDCi	66	06/02→12/13					
1.8 TDCi	81	08/06→12/13					
<b>FORD - TRANSIT COURIER Kasten 02/14→</b>							
 <b>Radbremsszylinder</b>							
1.0 EcoBoost	74	02/14→	→			24.3222-1748.3 020600	Ø 22,2 ALU
1.5 TDCi	55	02/14→					
1.5 TDCi	70	05/15→					
1.6 TDCi	70	02/14→					
<b>Zubehörsatz, Bremsbacken</b>							
1.0 EcoBoost	74	02/14→	→			03.0137-9313.2 669313	
1.5 TDCi	55	02/14→					
1.5 TDCi	70	05/15→					
1.6 TDCi	70	02/14→					
 <b>Bremsbackensatz</b>							
1.0 EcoBoost	74	02/14→	→			03.0137-0512.2 650512	Ø 228 x 42 + HEB
1.5 TDCi	55	02/14→					
1.5 TDCi	70	05/15→					
1.6 TDCi	70	02/14→					
 <b>Seilzug, Feststellbremse</b>							
1.0 EcoBoost	74	02/14→	←	⚠; Trommelbremse	1	24.3727-0679.2 580679	L= 408
1.5 TDCi	55	02/14→					
1.5 TDCi	70	05/15→					
1.6 TDCi	70	02/14→					
<b>FORD - TRANSIT COURIER Kombi 02/14→</b>							
 <b>Radbremsszylinder</b>							
1.0 EcoBoost	74	02/14→	→			24.3222-1748.3 020600	Ø 22,2 ALU
1.5 TDCi	55	02/14→					
1.5 TDCi	70	05/15→					
1.6 TDCi	70	02/14→					
<b>Zubehörsatz, Bremsbacken</b>							
1.0 EcoBoost	74	02/14→	→			03.0137-9313.2 669313	
1.5 TDCi	55	02/14→					
1.5 TDCi	70	05/15→					
1.6 TDCi	70	02/14→					
 <b>Bremsbackensatz</b>							
1.0 EcoBoost	74	02/14→	→			03.0137-0512.2 650512	Ø 228 x 42 + HEB
1.5 TDCi	55	02/14→					
1.5 TDCi	70	05/15→					

























	kw				!#		
<b>FORD - TRANSIT COURIER Kombi 02/14→</b>							
 <b>Bremsbackensatz</b>							
1.6 TDCi	70	02/14→	➔			03.0137-0512.2 650512	Ø 228 x 42 + HEB
 <b>Seilzug, Feststellbremse</b>							
1.0 EcoBoost	74	02/14→	←	⬆; Trommelbremse	1	24.3727-0679.2 580679	L= 408
1.5 TDCi	55	02/14→					
1.5 TDCi	70	05/15→					
1.6 TDCi	70	02/14→					
<b>FORD - TRANSIT CUSTOM Bus 04/12→</b>							
 <b>Seilzug, Feststellbremse</b>							
2.0 TDCi	77	12/15→	➔	☐; → 04/16; + Kastenwagen; kurzer Radstand		24.3727-0681.2 580681	L= 1.377
2.0 TDCi	96	12/15→					
2.0 TDCi	125	12/15→					
2.2 TDCi	74	04/12→	➔	☐; 05/12→; + Kastenwagen; → 04/16; kurzer Radstand		24.3727-0681.2 580681	L= 1.377
2.2 TDCi	92	04/12→					
2.2 TDCi	114	04/12→					
<b>FORD - TRANSIT CUSTOM Kasten 04/12→</b>							
 <b>Seilzug, Feststellbremse</b>							
2.0 TDCi	77	12/15→	➔	☐; → 04/16; + Kastenwagen; kurzer Radstand		24.3727-0681.2 580681	L= 1.377
2.0 TDCi	96	12/15→					
2.0 TDCi	125	12/15→					
2.2 TDCi	74	04/12→	➔	☐; 05/12→; + Kastenwagen; → 04/16; kurzer Radstand		24.3727-0681.2 580681	L= 1.377
2.2 TDCi	92	04/12→					
2.2 TDCi	114	04/12→					
<b>FORD - TRANSIT Kasten (E_ ) 06/94→07/00</b>							
 <b>Radbremszylinder</b>							
2.0 (EAL, EAS)	84	06/94→03/00	➔	Baumuster: 80/100S/100L/115/120		24.3222-1124.3 020344	Ø 22,2 GG
			➔	Baumuster: 190/190A/190EF		24.3225-1103.3 020346	Ø 25,4 GG
2.5 DI (EAL, EAS)	51	06/94→03/00	➔	Baumuster: 80/100S/100L/115 / 120/130/150S/150		24.3220-1121.3 020343	Ø 20,64 GG
2.5 DI (EAL, EAS)	56	06/94→03/00					
2.5 DI (EAL, EAS)	85	05/99→03/00	➔	Baumuster: 190/190A/190EF		24.3225-1103.3 020346	Ø 25,4 GG
2.5 TD (EAL, EAS)	63	06/94→03/00					
2.5 TD (EAS)	56	10/98→03/00					
2.5 TDI (EAL, EAS)	74	06/94→03/00					
<b>Zubehörsatz, Bremsbacken</b>							
2.0 (EAL, EAS)	84	06/94→03/00	➔	Baumuster: 80/100S/100L/115/120; für Einfachbereifung		03.0137-9193.2 669193	Ø 254x52
2.5 DI (EAL, EAS)	51	06/94→03/00					
2.5 DI (EAL, EAS)	56	06/94→03/00	➔	Baumuster: 130/150S/150L / 190/190A/190EF; für Doppelbereifung		03.0137-9194.2 669194	Ø 280x65
2.5 DI (EAL, EAS)	85	05/99→03/00					
2.5 TD (EAL, EAS)	63	06/94→03/00					
2.5 TD (EAS)	56	10/98→03/00					
2.5 TDI (EAL, EAS)	74	06/94→03/00					
 <b>Bremstrommel</b>							
2.0 (EAL, EAS)	84	06/94→03/00	➔	Baumuster: 80/100S/100L/115/120; für Einfachbereifung		24.0225-4004.1 480069	Ø 254,0 x 57,5 / 256
2.5 DI (EAL, EAS)	51	06/94→03/00					
2.5 DI (EAL, EAS)	56	06/94→03/00	➔	Baumuster: 130/150S/150L / 190/190A/190EF; für Doppelbereifung		24.0228-0001.1 480068	Ø 280,0 x 75,5 / 282
2.5 DI (EAL, EAS)	85	05/99→03/00					
2.5 TD (EAL, EAS)	63	06/94→03/00					
2.5 TD (EAS)	56	10/98→03/00					
2.5 TDI (EAL, EAS)	74	06/94→03/00					
 <b>Bremsbackensatz</b>							
2.0 (EAL, EAS)	84	06/94→03/00	➔	Baumuster: 80/100S/100L/115/120; für Einfachbereifung		03.0137-0331.2 650331	Ø 254 x 52
2.5 DI (EAL, EAS)	51	06/94→03/00					
2.5 DI (EAL, EAS)	56	06/94→03/00	➔	Baumuster: 130/150S/150L / 190/190A/190EF; für Doppelbereifung		03.0137-0332.2 650332	Ø 280 x 65
2.5 DI (EAL, EAS)	85	05/99→03/00					
2.5 TD (EAL, EAS)	63	06/94→03/00					
2.5 TD (EAS)	56	10/98→03/00					
2.5 TDI (EAL, EAS)	74	06/94→03/00					
 <b>Seilzug, Feststellbremse</b>							
2.0 (EAL, EAS)	84	06/94→03/00	➔	⬇; für Einfachbereifung; Trommelbremse	1	24.3727-0636.2 580636	L= 2.823
2.5 DI (EAL, EAS)	51	06/94→03/00					
2.5 DI (EAL, EAS)	56	06/94→03/00	➔	⬇; für Doppelbereifung; Trommelbremse	1	24.3727-0637.2 580637	L= 2.730
2.5 DI (EAL, EAS)	85	05/99→03/00					
2.5 TD (EAL, EAS)	63	06/94→03/00					
2.5 TD (EAS)	56	10/98→03/00					
2.5 TDI (EAL, EAS)	74	06/94→03/00					

	kw			!#		
<b>FORD - TRANSIT Kasten (FA_) 04/06→</b>						
 <b>Radbremszylinder</b>						
2.2 TDCi	63	04/06→08/14	➔	05/06→ 04/14	24.3225-1103.3	020346 Ø 25,4 GG
2.2 TDCi	81	04/06→08/14				
2.2 TDCi	96	04/06→08/14				
2.2 TDCi	74	10/11→08/14	➔	→ 04/14	24.3225-1103.3	020346 Ø 25,4 GG
2.2 TDCi	85	10/08→08/14				
2.2 TDCi	92	10/11→08/14				
2.2 TDCi	103	10/07→08/14				
<b>Zubehörsatz, Bremsbacken</b>						
2.2 TDCi	63	04/06→08/14	➔	05/06→ 04/14	03.0137-9268.2	669268
2.2 TDCi	81	04/06→08/14				
2.2 TDCi	96	04/06→08/14				
2.2 TDCi	74	10/11→08/14	➔	→ 04/14	03.0137-9268.2	669268
2.2 TDCi	85	10/08→08/14				
2.2 TDCi	92	10/11→08/14				
2.2 TDCi	103	10/07→08/14				
 <b>Bremstrommel</b>						
2.2 TDCi	63	04/06→08/14	➔	05/06→ 04/14	24.0225-4016.1	480171 Ø 254,0 x 60 / 256
2.2 TDCi	81	04/06→08/14				
2.2 TDCi	96	04/06→08/14				
2.2 TDCi	74	10/11→08/14	➔	→ 04/14	24.0225-4016.1	480171 Ø 254,0 x 60 / 256
2.2 TDCi	85	10/08→08/14				
2.2 TDCi	92	10/11→08/14				
2.2 TDCi	103	10/07→08/14				
 <b>Bremsbackensatz</b>						
2.2 TDCi	63	04/06→08/14	➔	05/06→ 04/14	03.0137-0427.2	650427 Ø 254 x 52 + HEB
2.2 TDCi	81	04/06→08/14			03.0520-1125.3	691125 Ø 254 x 52 Ø 25,4 + RZ / + Zub TopKit
2.2 TDCi	96	04/06→08/14				
2.2 TDCi	74	10/11→08/14	➔	→ 04/14	03.0137-0427.2	650427 Ø 254 x 52 + HEB
2.2 TDCi	85	10/08→08/14			03.0520-1125.3	691125 Ø 254 x 52 Ø 25,4 + RZ / + Zub TopKit
2.2 TDCi	92	10/11→08/14				
2.2 TDCi	103	10/07→08/14				
<b>FORD - TRANSIT Kasten (FA_) 01/00→05/06</b>						
 <b>Radbremszylinder</b>						
2.0 DI (FAE_, FAF_, FAG_)	55	08/00→05/06	➔	→ 04/06	24.3225-1103.3	020346 Ø 25,4 GG
2.0 DI (FAE_, FAF_, FAG_)	63	08/00→05/06				
2.0 DI (FAE_, FAF_, FAG_)	74	08/00→05/06				
2.0 TDCi	92	08/02→05/06				
2.3 16V RWD (FAA_, FAB_, FAC_)	107	04/01→05/06				
2.4 DI (FAA_, FAB_, FAC_, FAD_)	66	01/00→05/06				
2.4 DI RWD (FAA_, FAB_, FAC_, FAD_)	55	01/00→05/06				
2.4 DI RWD (FAA_, FAB_, FAC_, FAD_)	88	01/00→05/06				
2.4 TDCi	101	03/04→05/06				
2.4 TDE	85	03/04→05/06				
2.3	105	03/01→03/06	➔	04/01→	24.3225-1103.3	020346 Ø 25,4 GG
2.3	107	03/01→03/06				
2.3 BiFuel	105	03/01→03/06				
2.4 TDE	92	07/01→05/06	➔	11/01→ 04/06	24.3225-1103.3	020346 Ø 25,4 GG
<b>Zubehörsatz, Bremsbacken</b>						
2.0 DI (FAE_, FAF_, FAG_)	55	08/00→05/06	➔	→ 04/06	03.0137-9268.2	669268
2.0 DI (FAE_, FAF_, FAG_)	63	08/00→05/06				
2.0 DI (FAE_, FAF_, FAG_)	74	08/00→05/06				
2.0 TDCi	92	08/02→05/06				
2.3 16V RWD (FAA_, FAB_, FAC_)	107	04/01→05/06				
2.4 DI (FAA_, FAB_, FAC_, FAD_)	66	01/00→05/06				
2.4 DI RWD (FAA_, FAB_, FAC_, FAD_)	55	01/00→05/06				
2.4 DI RWD (FAA_, FAB_, FAC_, FAD_)	88	01/00→05/06				
2.4 TDCi	101	03/04→05/06				
2.4 TDE	85	03/04→05/06				
2.3	105	03/01→03/06	➔	04/01→	03.0137-9268.2	669268
↓						









	kw					!#		
<b>FORD - TRANSIT Kasten (FA_) 01/00→05/06</b>								
<b>Zubehörsatz, Bremsbacken</b>								
2.3 2.3 BiFuel	107 105	03/01→03/06 03/01→03/06	➡	04/01→			03.0137-9268.2 669268	
2.4 TDE	92	07/01→05/06	➡	11/01→ 04/06			03.0137-9268.2 669268	
<b> Bremstrommel</b>								
2.0 DI (FAE_, FAF_, FAG_) 2.0 DI (FAE_, FAF_, FAG_) 2.0 DI (FAE_, FAF_, FAG_) 2.0 TDCi	55 63 74 92	08/00→05/06 08/00→05/06 08/00→05/06 08/02→05/06	➡	→ 04/06; Baumuster: 260/280/300			24.0225-4016.1 480171	Ø 254,0 x 60 / 256
2.3 2.3 2.3 BiFuel	105 107 105	03/01→03/06 03/01→03/06 03/01→03/06	➡	04/01→; Baumuster: 260/280/300			24.0225-4016.1 480171	Ø 254,0 x 60 / 256
2.3 16V RWD (FAA_, FAB_, FAC_) 2.4 DI (FAA_, FAB_, FAC_, FAD_) 2.4 DI RWD (FAA_, FAB_, FAC_, FAD_) 2.4 DI RWD (FAA_, FAB_, FAC_, FAD_)	107 66 55 88	04/01→05/06 01/00→05/06 01/00→05/06 01/00→05/06	➡	→ 04/06; mit Einfachbereifung			24.0228-0004.1 480173	Ø 280,0 x 80,5 / 282
2.4 TDCi 2.4 TDE	101 85	03/04→05/06 03/04→05/06	➡	→ 04/06; Baumuster: 260/280/300			24.0225-4016.1 480171	Ø 254,0 x 60 / 256
			➡	→ 04/06; mit Einfachbereifung			24.0228-0004.1 480173	Ø 280,0 x 80,5 / 282
2.4 TDE	92	07/01→05/06	➡	11/01→ 04/06; Baumuster: 260/280/300			24.0225-4016.1 480171	Ø 254,0 x 60 / 256
			➡	11/01→ 04/06; mit Einfachbereifung			24.0228-0004.1 480173	Ø 280,0 x 80,5 / 282
<b> Bremsbackensatz</b>								
2.0 DI (FAE_, FAF_, FAG_) 2.0 DI (FAE_, FAF_, FAG_) 2.0 DI (FAE_, FAF_, FAG_) 2.0 TDCi	55 63 74 92	08/00→05/06 08/00→05/06 08/00→05/06 08/02→05/06	➡	→ 04/06			03.0137-0427.2 650427 03.0520-1125.3 691125	Ø 254 x 52 + HEB Ø 254 x 52 Ø 25,4 + RZ / + Zub TopKit
2.3 2.3 2.3 BiFuel	105 107 105	03/01→03/06 03/01→03/06 03/01→03/06	➡	04/01→			03.0137-0427.2 650427 03.0520-1225.3 691225	Ø 254 x 52 + HEB Ø 280 x 65 Ø 25,4 + RZ / + Zub TopKit
2.3 16V RWD (FAA_, FAB_, FAC_) 2.4 DI (FAA_, FAB_, FAC_, FAD_) 2.4 DI RWD (FAA_, FAB_, FAC_, FAD_) 2.4 DI RWD (FAA_, FAB_, FAC_, FAD_)	107 66 55 88	04/01→05/06 01/00→05/06 01/00→05/06 01/00→05/06	➡	→ 04/06			03.0137-0411.2 650411 03.0520-1225.3 691225	Ø 280 x 65 + HEB Ø 280 x 65 Ø 25,4 + RZ / + Zub TopKit
2.4 TDCi 2.4 TDE	101 85	03/04→05/06 03/04→05/06	➡	→ 04/06			03.0137-0411.2 650411 03.0137-0427.2 650427 03.0520-1225.3 691225	Ø 280 x 65 + HEB Ø 254 x 52 + HEB Ø 280 x 65 Ø 25,4 + RZ / + Zub TopKit
2.4 TDE	92	07/01→05/06	➡	11/01→ 04/06			03.0137-0411.2 650411 03.0137-0427.2 650427 03.0520-1225.3 691225	Ø 280 x 65 + HEB Ø 254 x 52 + HEB Ø 280 x 65 Ø 25,4 + RZ / + Zub TopKit
<b>FORD - TRANSIT Pritsche/Fahrgestell (E_) 08/94→07/00</b>								
<b> Radbremszylinder</b>								
2.0 (EME/L/S, ENE/L/S)	84	08/94→03/00	➡	Baumuster: 80/100S/100L/115/120			24.3222-1124.3 020344	Ø 22,2 GG
			➡	Baumuster: 190/190A/190EF			24.3225-1103.3 020346	Ø 25,4 GG
2.5 DI (EME/L/S, ENE/L/S) 2.5 DI (EML, ENE/L) 2.5 DI (EML/S, ENL/S) 2.5 TD (EME/L/S, ENE/L/S) 2.5 TD (EME/L/S, ENE/L/S)	56 85 51 63 74	08/94→03/00 05/99→03/00 08/94→03/00 08/94→03/00 08/94→03/00	➡	Baumuster: 80/100S/100L/115 / 120/130/150S/150			24.3220-1121.3 020343	Ø 20,64 GG
			➡	Baumuster: 190/190A/190EF			24.3225-1103.3 020346	Ø 25,4 GG
2.5 TD (EME/L/S, ENE/L/S)	55	10/98→07/00	➡	→ 03/00; Baumuster: 80/100S/100L/115 / 120/130/150S/150			24.3220-1121.3 020343	Ø 20,64 GG
			➡	→ 03/00; Baumuster: 190/190A/190EF			24.3225-1103.3 020346	Ø 25,4 GG
↓								

















	kw				!#		
<b>FORD - TRANSIT Pritsche/Fahrgestell (E_ _) 08/94→07/00</b>							
<b>Zubehörsatz, Bremsbacken</b>							
2.0 (EME/L/S, ENE/L/S)	84	08/94→03/00	➡	Baumuster: 80/100S/100L/115/120; für Einfachbereifung		03.0137-9193.2 669193	Ø 254x52
2.5 DI (EME/L/S, ENE/L/S)	56	08/94→03/00	➡	Baumuster: 130/150S/150L / 190/190A/ 190EF; für Doppelbereifung		03.0137-9194.2 669194	Ø 280x65
2.5 DI (EML, ENE/L)	85	05/99→03/00	➡				
2.5 DI (EML/S, ENL/S)	51	08/94→03/00	➡				
2.5 TD (EME/L/S, ENE/L/S)	63	08/94→03/00	➡				
2.5 TD (EME/L/S, ENE/L/S)	74	08/94→03/00	➡				
2.5 TD (EME/L/S, ENE/L/S)	55	10/98→07/00	➡	→ 03/00; Baumuster: 80/100S/100L/115/120; für Einfachbereifung		03.0137-9193.2 669193	Ø 254x52
			➡	→ 03/00; Baumuster: 130/150S/150L / 190/190A/ 190EF; für Doppelbereifung		03.0137-9194.2 669194	Ø 280x65
<b>Bremstrommel</b>							
2.0 (EME/L/S, ENE/L/S)	84	08/94→03/00	➡	Baumuster: 80/100S/100L/115/120; für Einfachbereifung		24.0225-4004.1 480069	Ø 254,0 x 57,5 / 256
2.5 DI (EME/L/S, ENE/L/S)	56	08/94→03/00	➡	Baumuster: 130/150S/150L / 190/190A/ 190EF; für Doppelbereifung		24.0228-0001.1 480068	Ø 280,0 x 75,5 / 282
2.5 DI (EML, ENE/L)	85	05/99→03/00	➡				
2.5 DI (EML/S, ENL/S)	51	08/94→03/00	➡				
2.5 TD (EME/L/S, ENE/L/S)	63	08/94→03/00	➡				
2.5 TD (EME/L/S, ENE/L/S)	74	08/94→03/00	➡				
2.5 TD (EME/L/S, ENE/L/S)	55	10/98→07/00	➡	→ 03/00; Baumuster: 80/100S/100L/115/120; für Einfachbereifung		24.0225-4004.1 480069	Ø 254,0 x 57,5 / 256
			➡	→ 03/00; Baumuster: 130/150S/150L / 190/190A/ 190EF; für Doppelbereifung		24.0228-0001.1 480068	Ø 280,0 x 75,5 / 282
<b>Bremsbackensatz</b>							
2.0 (EME/L/S, ENE/L/S)	84	08/94→03/00	➡	Baumuster: 80/100S/100L/115/120; für Einfachbereifung		03.0137-0331.2 650331	Ø 254 x 52
2.5 DI (EME/L/S, ENE/L/S)	56	08/94→03/00	➡	Baumuster: 130/150S/150L / 190/190A/ 190EF; für Doppelbereifung		03.0137-0332.2 650332	Ø 280 x 65
2.5 DI (EML, ENE/L)	85	05/99→03/00	➡				
2.5 DI (EML/S, ENL/S)	51	08/94→03/00	➡				
2.5 TD (EME/L/S, ENE/L/S)	63	08/94→03/00	➡				
2.5 TD (EME/L/S, ENE/L/S)	74	08/94→03/00	➡				
2.5 TD (EME/L/S, ENE/L/S)	55	10/98→07/00	➡	→ 03/00; Baumuster: 80/100S/100L/115/120; für Einfachbereifung		03.0137-0331.2 650331	Ø 254 x 52
			➡	→ 03/00; Baumuster: 130/150S/150L / 190/190A/ 190EF; für Doppelbereifung		03.0137-0332.2 650332	Ø 280 x 65
<b>Seilzug, Feststellbremse</b>							
2.0 (EME/L/S, ENE/L/S)	84	08/94→03/00	➡	⚠; für Einfachbereifung; Trommelbremse	1	24.3727-0636.2 580636	L= 2.823
2.5 DI (EME/L/S, ENE/L/S)	56	08/94→03/00	➡	⚠; für Doppelbereifung; Trommelbremse	1	24.3727-0637.2 580637	L= 2.730
2.5 DI (EML, ENE/L)	85	05/99→03/00	➡				
2.5 DI (EML/S, ENL/S)	51	08/94→03/00	➡				
2.5 TD (EME/L/S, ENE/L/S)	63	08/94→03/00	➡				
2.5 TD (EME/L/S, ENE/L/S)	74	08/94→03/00	➡				
2.5 TD (EME/L/S, ENE/L/S)	55	10/98→07/00	➡	⚠; → 03/00; für Einfachbereifung; Trommelbremse	1	24.3727-0636.2 580636	L= 2.823
			➡	⚠; → 03/00; für Doppelbereifung; Trommelbremse	1	24.3727-0637.2 580637	L= 2.730
<b>FORD - TRANSIT Pritsche/Fahrgestell (FM_ _, FN_ _) 01/00→05/06</b>							
<b>Radbremszylinder</b>							
2.0 DI (F_E_, F_F_)	55	08/00→05/06	➡	→ 04/06		24.3225-1103.3 020346	Ø 25,4 GG
2.0 DI (F_E_, F_F_)	63	08/00→05/06	➡				
2.0 DI (F_E_, F_F_)	74	08/00→05/06	➡				
2.0 TDCi (F_E_, F_F_)	92	08/02→05/06	➡				
2.3 16V (F_A_, F_B_, F_C_, F_D_)	107	04/01→05/06	➡				
2.4 DI (F_A_, F_B_, F_C_, F_D_)	55	01/00→05/06	➡				
2.4 DI (F_A_, F_B_, F_C_, F_D_)	66	01/00→05/06	➡				
2.4 DI (F_A_, F_B_, F_C_, F_D_)	88	01/00→05/06	➡				













	kW				! #		
<b>FORD - TRANSIT Pritsche/Fahrgestell (FM_-, FN_-) 01/00→05/06</b>							
 <b>Radbremszylinder</b>							
2.4 TDCi	101	03/04→05/06	➡	→ 04/06		24.3225-1103.3 020346	Ø 25,4 GG
2.4 TDE	85	03/04→05/06	➡				
2.3 BiFuel	105	03/01→03/06	➡			24.3225-1103.3 020346	Ø 25,4 GG
2.4 TDE	92	07/01→05/06	➡	11/01→ 04/06		24.3225-1103.3 020346	Ø 25,4 GG
<b>Zubehörsatz, Bremsbacken</b>							
2.0 DI (F_E_, F_F_)	55	08/00→05/06	➡	→ 04/06		03.0137-9268.2 669268	
2.0 DI (F_E_, F_F_)	63	08/00→05/06					
2.0 DI (F_E_, F_F_)	74	08/00→05/06					
2.0 TDCi (F_E_, F_F_)	92	08/02→05/06					
2.3 16V (F_A_, F_B_, F_C_, F_D_)	107	04/01→05/06					
2.4 DI (F_A_, F_B_, F_C_, F_D_)	55	01/00→05/06					
2.4 DI (F_A_, F_B_, F_C_, F_D_)	66	01/00→05/06					
2.4 DI (F_A_, F_B_, F_C_, F_D_)	88	01/00→05/06					
2.4 TDCi	101	03/04→05/06					
2.4 TDE	85	03/04→05/06					
2.3 BiFuel	105	03/01→03/06	➡			03.0137-9268.2 669268	
2.4 TDE	92	07/01→05/06	➡	11/01→ 04/06		03.0137-9268.2 669268	
 <b>Bremstrommel</b>							
2.0 DI (F_E_, F_F_)	55	08/00→05/06	➡	→ 04/06; Baumuster: 260/280/300		24.0225-4016.1 480171	Ø 254,0 x 60 / 256
2.0 DI (F_E_, F_F_)	63	08/00→05/06					
2.0 DI (F_E_, F_F_)	74	08/00→05/06					
2.0 TDCi (F_E_, F_F_)	92	08/02→05/06					
2.3 16V (F_A_, F_B_, F_C_, F_D_)	107	04/01→05/06	➡	→ 04/06; mit Einfachbereifung		24.0228-0004.1 480173	Ø 280,0 x 80,5 / 282
2.4 DI (F_A_, F_B_, F_C_, F_D_)	55	01/00→05/06					
2.4 DI (F_A_, F_B_, F_C_, F_D_)	66	01/00→05/06					
2.4 DI (F_A_, F_B_, F_C_, F_D_)	88	01/00→05/06					
2.4 TDCi	101	03/04→05/06					
2.4 TDE	85	03/04→05/06					
2.3 BiFuel	105	03/01→03/06	➡	mit Einfachbereifung		24.0228-0004.1 480173	Ø 280,0 x 80,5 / 282
2.4 TDE	92	07/01→05/06	➡	11/01→ 04/06; mit Einfachbereifung		24.0228-0004.1 480173	Ø 280,0 x 80,5 / 282
 <b>Bremsbackensatz</b>							
2.0 DI (F_E_, F_F_)	55	08/00→05/06	➡	→ 04/06		03.0137-0427.2 650427	Ø 254 x 52 + HEB
2.0 DI (F_E_, F_F_)	63	08/00→05/06				03.0520-1125.3 691125	Ø 254 x 52 Ø 25,4 + RZ / + Zub TopKit
2.0 DI (F_E_, F_F_)	74	08/00→05/06					
2.0 TDCi (F_E_, F_F_)	92	08/02→05/06					
2.3 16V (F_A_, F_B_, F_C_, F_D_)	107	04/01→05/06	➡	→ 04/06		03.0137-0411.2 650411	Ø 280 x 65 + HEB
2.4 DI (F_A_, F_B_, F_C_, F_D_)	55	01/00→05/06				03.0520-1225.3 691225	Ø 280 x 65 Ø 25,4 + RZ / + Zub TopKit
2.4 DI (F_A_, F_B_, F_C_, F_D_)	66	01/00→05/06					
2.4 DI (F_A_, F_B_, F_C_, F_D_)	88	01/00→05/06					
2.4 TDCi	101	03/04→05/06					
2.4 TDE	85	03/04→05/06					
2.3 BiFuel	105	03/01→03/06	➡			03.0137-0411.2 650411	Ø 280 x 65 + HEB
						03.0520-1225.3 691225	Ø 280 x 65 Ø 25,4 + RZ / + Zub TopKit
2.4 TDE	92	07/01→05/06	➡	11/01→ 04/06		03.0137-0411.2 650411	Ø 280 x 65 + HEB
						03.0520-1225.3 691225	Ø 280 x 65 Ø 25,4 + RZ / + Zub TopKit
<b>FORD - TRANSIT Pritsche/Fahrgestell (FM_-, FN_-) 04/06→08/14</b>							
 <b>Radbremszylinder</b>							
2.2 TDCi	63	04/06→08/14	➡	05/06→ 04/14		24.3225-1103.3 020346	Ø 25,4 GG
2.2 TDCi	81	04/06→08/14					
2.2 TDCi	96	04/06→08/14					
2.2 TDCi	74	10/11→08/14	➡	→ 04/14		24.3225-1103.3 020346	Ø 25,4 GG
2.2 TDCi	85	10/08→08/14					
2.2 TDCi	92	10/11→08/14					
2.2 TDCi	103	10/07→09/11	➡			24.3225-1103.3 020346	Ø 25,4 GG
↓							
















	kw				!#		
<b>FORD - TRANSIT Pritsche/Fahrgestell (FM_-, FN_-) 04/06→08/14</b>							
<b>Zubehörsatz, Bremsbacken</b>							
2.2 TDCi	63	04/06→08/14	➔	05/06→ 04/14		03.0137-9268.2	669268
2.2 TDCi	81	04/06→08/14					
2.2 TDCi	96	04/06→08/14					
2.2 TDCi	74	10/11→08/14	➔	→ 04/14		03.0137-9268.2	669268
2.2 TDCi	85	10/08→08/14					
2.2 TDCi	92	10/11→08/14					
2.2 TDCi	103	10/07→09/11	➔			03.0137-9268.2	669268
<b> Bremstrommel</b>							
2.2 TDCi	63	04/06→08/14	➔	05/06→ 04/14		24.0225-4016.1	480171
2.2 TDCi	81	04/06→08/14					Ø 254,0 x 60 / 256
2.2 TDCi	96	04/06→08/14					
2.2 TDCi	74	10/11→08/14	➔	→ 04/14		24.0225-4016.1	480171
2.2 TDCi	85	10/08→08/14					Ø 254,0 x 60 / 256
2.2 TDCi	92	10/11→08/14					
2.2 TDCi	103	10/07→09/11	➔			24.0225-4016.1	480171
							Ø 254,0 x 60 / 256
<b> Bremsbackensatz</b>							
2.2 TDCi	63	04/06→08/14	➔	05/06→ 04/14		03.0137-0427.2	650427
2.2 TDCi	81	04/06→08/14				03.0520-1125.3	691125
2.2 TDCi	96	04/06→08/14					Ø 254 x 52 + HEB
2.2 TDCi	74	10/11→08/14	➔	→ 04/14		03.0137-0427.2	650427
2.2 TDCi	85	10/08→08/14				03.0520-1125.3	691125
2.2 TDCi	92	10/11→08/14					Ø 254 x 52 Ø 25,4 + RZ / + Zub TopKit
2.2 TDCi	103	10/07→09/11	➔			03.0137-0427.2	650427
						03.0520-1125.3	691125
							Ø 254 x 52 + HEB
							Ø 254 x 52 Ø 25,4 + RZ / + Zub TopKit
<b>FORD - TRANSIT TOURNEO 07/06→08/14</b>							
<b> Radbremszylinder</b>							
2.2 TDCi	81	07/06→08/14	➔	→ 04/14		24.3225-1103.3	020346
2.2 TDCi	85	10/08→08/14					Ø 25,4 GG
2.2 TDCi	96	07/06→08/14					
2.2 TDCi	103	10/07→08/14					
<b>Zubehörsatz, Bremsbacken</b>							
2.2 TDCi	81	07/06→08/14	➔	→ 04/14		03.0137-9268.2	669268
2.2 TDCi	85	10/08→08/14					
2.2 TDCi	96	07/06→08/14					
2.2 TDCi	103	10/07→08/14					
<b> Bremstrommel</b>							
2.2 TDCi	81	07/06→08/14	➔	→ 04/14		24.0225-4016.1	480171
2.2 TDCi	85	10/08→08/14					Ø 254,0 x 60 / 256
2.2 TDCi	96	07/06→08/14					
2.2 TDCi	103	10/07→08/14					
<b> Bremsbackensatz</b>							
2.2 TDCi	81	07/06→08/14	➔	→ 04/14		03.0137-0427.2	650427
2.2 TDCi	85	10/08→08/14				03.0520-1125.3	691125
2.2 TDCi	96	07/06→08/14					Ø 254 x 52 Ø 25,4 + RZ / + Zub TopKit
2.2 TDCi	103	10/07→08/14					Ø 254 x 52 + HEB
<b>FORD - TRANSIT TOURNEO 08/94→12/00</b>							
<b> Radbremszylinder</b>							
2.0	84	11/94→12/00	➔	09/95→ 03/00; Baumuster: 80/100S/100L/115/120		24.3222-1124.3	020344
			➔	09/95→ 03/00; Baumuster: 190/190A/190EF		24.3225-1103.3	020346
2.4 D	55	08/94→06/00	➔	→ 03/00		24.3220-1121.3	020343
2.5 DI	51	11/94→12/00	➔	→ 03/00; Baumuster: 80/100S/100L/115 / 120/130/150S/150		24.3220-1121.3	020343
2.5 DI	56	11/94→12/00					Ø 20,64 GG
2.5 TD	74	04/98→12/00	➔	→ 03/00; Baumuster: 190/190A/190EF		24.3225-1103.3	020346
							Ø 25,4 GG
2.5 TD	63	11/94→12/00	➔	01/95→ 03/00; Baumuster: 80/100S/100L/115 / 120/130/150S/150		24.3220-1121.3	020343
			➔	01/95→ 03/00; Baumuster: 190/190A/190EF		24.3225-1103.3	020346
							Ø 20,64 GG
							Ø 25,4 GG
↓							
































	kw			!#		
<b>FORD - TRANSIT TOURNEO 08/94 → 12/00</b>						
<b>Zubehörsatz, Bremsbacken</b>						
2.0	84	11/94 → 12/00	➡	09/95 → 03/00; Baumuster: 80/100S/100L/115/120; für Einfachbereifung	03.0137-9193.2 669193	Ø 254x52
			➡	09/95 → 03/00; Baumuster: 130/150S/150L / 190/190A/ 190EF; für Doppelbereifung	03.0137-9194.2 669194	Ø 280x65
2.4 D	55	08/94 → 06/00	➡	→ 03/00; für Einfachbereifung	03.0137-9193.2 669193	Ø 254x52
			➡	→ 03/00; für Doppelbereifung	03.0137-9194.2 669194	Ø 280x65
2.5 DI 2.5 DI 2.5 TD	51 56 74	11/94 → 12/00 11/94 → 12/00 04/98 → 12/00	➡	→ 03/00; Baumuster: 80/100S/100L/115/120; für Einfachbereifung	03.0137-9193.2 669193	Ø 254x52
			➡	→ 03/00; Baumuster: 130/150S/150L / 190/190A/ 190EF; für Doppelbereifung	03.0137-9194.2 669194	Ø 280x65
2.5 TD	63	11/94 → 12/00	➡	01/95 → 03/00; Baumuster: 80/100S/100L/115/120; für Einfachbereifung	03.0137-9193.2 669193	Ø 254x52
			➡	01/95 → 03/00; Baumuster: 130/150S/150L / 190/190A/ 190EF; für Doppelbereifung	03.0137-9194.2 669194	Ø 280x65
<b> Bremstrommel</b>						
2.0	84	11/94 → 12/00	➡	09/95 → 03/00; Baumuster: 80/100S/100L/115/120; für Einfachbereifung	24.0225-4004.1 480069	Ø 254,0 x 57,5 / 256
			➡	09/95 → 03/00; Baumuster: 130/150S/150L / 190/190A/ 190EF; für Doppelbereifung	24.0228-0001.1 480068	Ø 280,0 x 75,5 / 282
2.4 D	55	08/94 → 06/00	➡	→ 03/00; für Einfachbereifung	24.0225-4004.1 480069	Ø 254,0 x 57,5 / 256
			➡	→ 03/00; für Doppelbereifung	24.0228-0001.1 480068	Ø 280,0 x 75,5 / 282
2.5 DI 2.5 DI 2.5 TD	51 56 74	11/94 → 12/00 11/94 → 12/00 04/98 → 12/00	➡	→ 03/00; Baumuster: 80/100S/100L/115/120; für Einfachbereifung	24.0225-4004.1 480069	Ø 254,0 x 57,5 / 256
			➡	→ 03/00; Baumuster: 130/150S/150L / 190/190A/ 190EF; für Doppelbereifung	24.0228-0001.1 480068	Ø 280,0 x 75,5 / 282
2.5 TD	63	11/94 → 12/00	➡	01/95 → 03/00; Baumuster: 80/100S/100L/115/120; für Einfachbereifung	24.0225-4004.1 480069	Ø 254,0 x 57,5 / 256
			➡	01/95 → 03/00; Baumuster: 130/150S/150L / 190/190A/ 190EF; für Doppelbereifung	24.0228-0001.1 480068	Ø 280,0 x 75,5 / 282
<b> Bremsbackensatz</b>						
2.0	84	11/94 → 12/00	➡	09/95 → 03/00; Baumuster: 80/100S/100L/115/120; für Einfachbereifung	03.0137-0331.2 650331	Ø 254 x 52
			➡	09/95 → 03/00; Baumuster: 130/150S/150L / 190/190A/ 190EF; für Doppelbereifung	03.0137-0332.2 650332	Ø 280 x 65
2.4 D	55	08/94 → 06/00	➡	→ 03/00; für Einfachbereifung	03.0137-0331.2 650331	Ø 254 x 52
			➡	→ 03/00; für Doppelbereifung	03.0137-0332.2 650332	Ø 280 x 65
2.5 DI 2.5 DI 2.5 TD	51 56 74	11/94 → 12/00 11/94 → 12/00 04/98 → 12/00	➡	→ 03/00; Baumuster: 80/100S/100L/115/120; für Einfachbereifung	03.0137-0331.2 650331	Ø 254 x 52
			➡	→ 03/00; Baumuster: 130/150S/150L / 190/190A/ 190EF; für Doppelbereifung	03.0137-0332.2 650332	Ø 280 x 65
2.5 TD	63	11/94 → 12/00	➡	01/95 → 03/00; Baumuster: 80/100S/100L/115/120; für Einfachbereifung	03.0137-0331.2 650331	Ø 254 x 52
			➡	01/95 → 03/00; Baumuster: 130/150S/150L / 190/190A/ 190EF; für Doppelbereifung	03.0137-0332.2 650332	Ø 280 x 65
<b> Seilzug, Feststellbremse</b>						
2.0	84	11/94 → 12/00	➡	⚠; 09/95 → 03/00; für Einfachbereifung; Trommelbremse	1 24.3727-0636.2 580636	L= 2.823
			➡	⚠; 09/95 → 03/00; für Doppelbereifung; Trommelbremse	1 24.3727-0637.2 580637	L= 2.730
2.4 D 2.5 DI 2.5 DI 2.5 TD	55 51 56 74	08/94 → 06/00 11/94 → 12/00 11/94 → 12/00 04/98 → 12/00	➡	⚠; → 03/00; für Einfachbereifung; Trommelbremse	1 24.3727-0636.2 580636	L= 2.823
			➡	⚠; → 03/00; für Doppelbereifung; Trommelbremse	1 24.3727-0637.2 580637	L= 2.730
↓						

	kw			!#		
<b>FORD - TRANSIT TOURNEO 08/94→12/00</b>						
 <b>Seilzug, Feststellbremse</b>						
2.5 TD	63	11/94→12/00	➡	☑; 01/95→03/00; für Einfachbereifung; Trommelbremse	1	24.3727-0636.2 580636 L= 2.823
			➡	☑; 01/95→03/00; für Doppelbereifung; Trommelbremse	1	24.3727-0637.2 580637 L= 2.730
<b>FSO - 126P 07/72→09/00</b>						
 <b>Radbremszylinder</b>						
650	18	07/81→09/00	←	→ 07/90		24.3223-0802.3 020286 Fiat Ø 23,81 GG
			➡	→ 07/90		24.3219-0801.3 020181 Fiat Ø 19,05 GG
<b>Zubehörsatz, Bremsbacken</b>						
650	18	07/81→09/00	←	→ 07/90		03.0137-9021.2 669021 Fiat
			➡	→ 07/90		03.0137-9021.2 669021 Fiat
 <b>Bremsbackensatz</b>						
650	18	07/81→09/00	←	→ 07/90		03.0137-0015.2 650015 Fiat Ø 185 x 31
			➡	→ 07/90		03.0137-0015.2 650015 Fiat Ø 185 x 31
<b>HONDA - ACCORD VIII (CU) 04/08→</b>						
 <b>Bremsbackensatz, Feststellbremse</b>						
2.0 i (CU1)	115	06/08→06/15		07/08→		03.0137-4019.2 654019 Ø 190 x 26 + Zub
2.2 i-DTEC (CU3)	110	07/08→06/15				03.0137-4019.2 654019 Ø 190 x 26 + Zub
2.2 i-DTEC (CU3)	132	07/08→06/15				
2.4 i (CU2)	148	07/08→06/15				
<b>HONDA - ACCORD VIII TOURER (CW) 07/08→</b>						
 <b>Bremsbackensatz, Feststellbremse</b>						
2.0 i	110	07/08→		→ 06/15		03.0137-4019.2 654019 Ø 190 x 26 + Zub
2.0 i (CW1)	115	07/08→				
2.2 i-DTEC (CW3)	110	07/08→				
2.2 i-DTEC (CW3)	132	07/08→				
2.4 i (CW2)	148	07/08→				
<b>HONDA - ACCORD IX Stufenheck (CR) 09/12→</b>						
 <b>Bremsbackensatz, Feststellbremse</b>						
2.4	129	11/13→				03.0137-4019.2 654019 Ø 190 x 26 + Zub
2.4	132	07/14→				
2.4	141	09/12→				
<b>HONDA - CIVIC V Coupe (EJ) 08/93→03/96</b>						
 <b>Radbremszylinder</b>						
1.6 i Vtec (EJ1)	92	01/94→03/96	➡	☑; → 12/95		24.3219-1723.3 020427 Ø 19,05 ALU
			➡	☑; → 12/95		24.3219-1724.3 020428 Ø 19,05 ALU
<b>Zubehörsatz, Bremsbacken</b>						
1.6 i Vtec (EJ1)	92	01/94→03/96	➡	→ 12/95		03.0137-9097.2 669097
 <b>Bremsbackensatz</b>						
1.6 i Vtec (EJ1)	92	01/94→03/96	➡	→ 12/95		03.0137-0294.2 650294 Ø 200 x 36
<b>HONDA - CIVIC VI Aerodeck (MB, MC) 04/98→02/01</b>						
 <b>Radbremszylinder</b>						
1.4 16V (MB8)	55	04/98→02/01	➡	- ABS		24.3219-1743.3 020485 Ø 19,05 ALU
1.4 16V (MB8)	66	04/98→02/01				
1.5 16V (MB9)	84	04/98→02/01				
 <b>Bremstrommel</b>						
1.4 16V (MB8)	55	04/98→02/01	➡	- ABS		24.0220-3016.1 480107 Ø 203,0 x 45,5 / 204
1.4 16V (MB8)	66	04/98→02/01				
1.5 16V (MB9)	84	04/98→02/01				
 <b>Bremsbackensatz</b>						
1.4 16V (MB8)	55	04/98→02/01	➡	- ABS		03.0137-0339.2 650339 Ø 203 x 38
1.4 16V (MB8)	66	04/98→02/01				03.0420-4519.3 684519 Ø 203 x 38 Ø 19,05 + RZ / + Zub Kit
1.5 16V (MB9)	84	04/98→02/01				

















	kw				!#		
<b>HONDA - CIVIC VI Coupe (EJ, EM1) 03/96→12/00</b>							
 <b>Radbremszylinder</b>							
1.6	79	05/96→04/99	➔	<input type="checkbox"/>		24.3219-1723.3 020427	Ø 19,05 ALU
1.6 i	77	03/96→03/00	➔	<input type="checkbox"/>		24.3219-1724.3 020428	Ø 19,05 ALU
1.6 i Vtec (EM1)	92	03/96→03/00	➔	<input type="checkbox"/>			
<b>Zubehörsatz, Bremsbacken</b>							
1.6	79	05/96→04/99	➔			03.0137-9097.2 669097	
1.6 i	77	03/96→03/00	➔				
1.6 i Vtec (EM1)	92	03/96→03/00	➔				
 <b>Bremsbackensatz</b>							
1.6	79	05/96→04/99	➔			03.0137-0294.2 650294	Ø 200 x 36
1.6 i	77	03/96→03/00	➔				
1.6 i Vtec (EM1)	92	03/96→03/00	➔				
<b>HONDA - CIVIC VI Fastback (MA, MB) 09/94→02/01</b>							
 <b>Radbremszylinder</b>							
1.4 i (MA8, MB2)	55	09/95→02/01	➔	01/97→; - ABS		24.3219-1743.3 020485	Ø 19,05 ALU
1.4 i (MA8, MB2)	66	06/95→02/01	➔	01/96→ 12/96; - ABS		24.3219-1743.3 020485	Ø 19,05 ALU
1.5 i Vtec-E (MA9)	66	09/94→01/97	➔				
1.5 16V (MB3)	84	01/97→02/01	➔	- ABS		24.3219-1743.3 020485	Ø 19,05 ALU
2.0 i TD (MB7)	63	01/97→02/01	➔			24.3219-1743.3 020485	Ø 19,05 ALU
2.0 TDiC (MB7)	74	11/98→10/00	➔				
2.0 TDiC (MB7)	77	11/98→10/00	➔				
<b>Zubehörsatz, Bremsbacken</b>							
1.4 i (MA8, MB2)	66	06/95→02/01	➔	→ 12/95; - ABS		03.0137-9221.2 669221	
1.5 i Vtec-E (MA9)	66	09/94→01/97	➔				
 <b>Bremstrommel</b>							
1.4 i (MA8, MB2)	66	06/95→02/01	➔	→ 12/96; - ABS		24.0220-3016.1 480107	Ø 203,0 x 45,5 / 204
1.5 i Vtec-E (MA9)	66	09/94→01/97	➔				
1.5 16V (MB3)	84	01/97→02/01	➔	02/97→		24.0220-3016.1 480107	Ø 203,0 x 45,5 / 204
2.0 i TD (MB7)	63	01/97→02/01	➔			24.0220-3016.1 480107	Ø 203,0 x 45,5 / 204
2.0 TDiC (MB7)	74	11/98→10/00	➔				
2.0 TDiC (MB7)	77	11/98→10/00	➔				
 <b>Bremsbackensatz</b>							
1.4 i (MA8, MB2)	55	09/95→02/01	➔	11/98→; - ABS		03.0137-0339.2 650339	Ø 203 x 38
1.5 16V (MB3)	84	01/97→02/01	➔				
1.4 i (MA8, MB2)	66	06/95→02/01	➔	→ 12/95; - ABS		03.0137-0339.2 650339	Ø 203 x 38
1.5 i Vtec-E (MA9)	66	09/94→01/97	➔			03.0420-3719.3 683719	TRW Ø 203 x 38 Ø 19,05 + RZ / + Zub Kit
			➔	01/96→ 12/96; - ABS		03.0137-0339.2 650339	Ø 203 x 38
						03.0420-4519.3 684519	Ø 203 x 38 Ø 19,05 + RZ / + Zub Kit
<b>HONDA - CIVIC VI Hatchback (EJ, EK) 10/95→02/01</b>							
 <b>Radbremszylinder</b>							
1.4 i (EJ9)	55	11/95→02/01	➔	<input type="checkbox"/> ; → 01/01		24.3219-1723.3 020427	Ø 19,05 ALU
1.4 i S (EJ9)	66	11/95→02/01	➔				
1.4 LPG	66	01/97→02/01	➔	<input type="checkbox"/> ; → 01/01		24.3219-1724.3 020428	Ø 19,05 ALU
1.5 i (EK3)	84	11/95→02/01	➔				
1.6 i (EK1)	84	11/95→02/01	➔				
1.5	66	11/95→12/96	➔	<input type="checkbox"/>		24.3219-1723.3 020427	Ø 19,05 ALU
1.6	92	11/98→10/00	➔	<input type="checkbox"/>		24.3219-1724.3 020428	Ø 19,05 ALU
1.6	93	10/95→09/00	➔	<input type="checkbox"/> ; 01/96→		24.3219-1723.3 020427	Ø 19,05 ALU
			➔	<input type="checkbox"/> ; 01/96→		24.3219-1724.3 020428	Ø 19,05 ALU
2.0 TDiC	77	11/98→10/00	➔			24.3219-1743.3 020485	Ø 19,05 ALU
<b>Zubehörsatz, Bremsbacken</b>							
1.4 i (EJ9)	55	11/95→02/01	➔	→ 01/01; - ABS		03.0137-9096.2 669096	
			➔	→ 01/01; + ABS		03.0137-9097.2 669097	
1.4 i S (EJ9)	66	11/95→02/01	➔	→ 01/01		03.0137-9097.2 669097	
1.4 LPG	66	01/97→02/01	➔				
1.5 i (EK3)	84	11/95→02/01	➔				
1.6 i (EK1)	84	11/95→02/01	➔				
1.5	66	11/95→12/96	➔			03.0137-9097.2 669097	
1.6	92	11/98→10/00	➔				
1.6	93	10/95→09/00	➔	01/96→		03.0137-9097.2 669097	
↓							











	kw				!#		
<b>HONDA - CIVIC VI Hatchback (EJ, EK) 10/95→02/01</b>							
 <b>Bremstrommel</b>							
1.4 i (EJ9)	55	11/95→02/01	➡	→ 01/01; - ABS		24.0218-0018.1 480063	Ø 180,0 x 38 / 181
2.0 TDiC	77	11/98→10/00	➡			24.0220-3016.1 480107	Ø 203,0 x 45,5 / 204
 <b>Bremsbackensatz</b>							
1.4 i (EJ9)	55	11/95→02/01	➡	→ 01/01; - ABS		03.0137-0284.2 650284	Ø 180 x 31
			➡	→ 01/01; + ABS		03.0137-0294.2 650294	Ø 200 x 36
1.4 i S (EJ9)	66	11/95→02/01	➡	→ 01/01		03.0137-0294.2 650294	Ø 200 x 36
1.4 LPG	66	01/97→02/01					
1.5 i (EK3)	84	11/95→02/01					
1.6 i (EK1)	84	11/95→02/01					
1.5	66	11/95→12/96	➡			03.0137-0294.2 650294	Ø 200 x 36
1.6	92	11/98→10/00					
1.6	93	10/95→09/00	➡	01/96→		03.0137-0294.2 650294	Ø 200 x 36
<b>HONDA - CIVIC VI Stufenheck (EJ, EK) 06/95→03/01</b>							
 <b>Radbremszylinder</b>							
1.4	55	11/95→10/98	➡	<input type="checkbox"/>		24.3219-1723.3 020427	Ø 19,05 ALU
			➡	<input type="checkbox"/>		24.3219-1724.3 020428	Ø 19,05 ALU
1.4 i (EJ9)	66	11/95→02/01	➡	<input type="checkbox"/> ; → 01/01		24.3219-1723.3 020427	Ø 19,05 ALU
1.5 i (EK3)	84	11/95→02/01					
1.6 i Vtec	92	11/95→02/01	➡	<input type="checkbox"/> ; → 01/01		24.3219-1724.3 020428	Ø 19,05 ALU
<b>Zubehörsatz, Bremsbacken</b>							
1.4	55	11/95→10/98	➡	- ABS		03.0137-9096.2 669096	
			➡	+ ABS		03.0137-9097.2 669097	
1.4 i (EJ9)	66	11/95→02/01	➡	→ 01/01		03.0137-9097.2 669097	
1.5 i (EK3)	84	11/95→02/01					
1.6 i Vtec	92	11/95→02/01					
 <b>Bremstrommel</b>							
1.4	55	11/95→10/98	➡	- ABS		24.0218-0018.1 480063	Ø 180,0 x 38 / 181
 <b>Bremsbackensatz</b>							
1.4	55	11/95→10/98	➡	- ABS		03.0137-0284.2 650284	Ø 180 x 31
			➡	+ ABS		03.0137-0294.2 650294	Ø 200 x 36
1.4 i (EJ9)	66	11/95→02/01	➡	→ 01/01		03.0137-0294.2 650294	Ø 200 x 36
1.5 i (EK3)	84	11/95→02/01					
1.6 i Vtec	92	11/95→02/01					
<b>HONDA - CIVIC VII Hatchback (EU, EP, EV) 03/99→02/06</b>							
 <b>Bremsbackensatz</b>							
1.4 i	55	02/01→09/05	➡			03.0137-0287.2 650287	Ø 220 x 36
1.6 i	81	02/01→09/05	➡			03.0137-0294.2 650294	Ø 200 x 36
 <b>Seilzug, Feststellbremse</b>							
1.7 CTDi	74	01/02→09/05	➡	<input type="checkbox"/> ; Scheibenbremse		24.3727-1605.2 581605	L= 1.963
2.0 i Sport	118	09/01→09/05	➡	<input type="checkbox"/> ; 01/04→; Scheibenbremse		24.3727-1605.2 581605	L= 1.963
<b>HONDA - CIVIC VII Stufenheck (ES, ET) 10/00→04/06</b>							
<b>Zubehörsatz, Bremsbacken</b>							
1.4 (ES4)	66	12/00→09/05	➡	02/01→; für Rechtslenker		03.0137-9190.2 669190	
 <b>Bremsbackensatz</b>							
1.3 IMA (ED9, ES9)	61	10/03→09/05	➡	01/04→		03.0137-0287.2 650287	Ø 220 x 36
						03.0137-0294.2 650294	Ø 200 x 36
1.4 (ES4)	66	12/00→09/05	➡	02/01→; für Rechtslenker		03.0137-0287.2 650287	Ø 220 x 36
			➡	02/01→		03.0137-0294.2 650294	Ø 200 x 36
1.6	81	02/01→09/05	➡	04/01→ 10/04		03.0137-0294.2 650294	Ø 200 x 36
 <b>Seilzug, Feststellbremse</b>							
1.4 (ES4)	66	12/00→09/05	➡	<input type="checkbox"/> ; 02/01→; für Linkslenker; Scheibenbremse		24.3727-1605.2 581605	L= 1.963
1.6	81	02/01→09/05	➡	<input type="checkbox"/> ; Scheibenbremse		24.3727-1605.2 581605	L= 1.963
2.0 (ET1)	118	10/03→09/05	➡	<input type="checkbox"/> ; 01/04→; Scheibenbremse		24.3727-1605.2 581605	L= 1.963











	kw				!#		
<b>HONDA - CIVIC VIII Stufenheck (FD, FA) 09/05→</b>							
 <b>Seilzug, Feststellbremse</b>							
1.3 Hybrid (FA3, FD3)	70	01/06→	➡	☐; 01/08→ 02/12; Scheibenbremse		24.3727-1606.2 581606	L= 2.148
			➡	☐; 01/08→ 02/12; Scheibenbremse		24.3727-1607.2 581607	L= 2.100
<b>HONDA - CR-V I (RD) 10/95→02/02</b>							
 <b>Radbremszylinder</b>							
2.0 (RD1)	98	04/99→02/02	➡	☐		24.3220-1733.3 020515	Ø 20,64 ALU
			➡	☐		24.3220-1734.3 020516	Ø 20,64 ALU
2.0 16V 4WD (RD1, RD3)	94	10/95→12/01	➡	☐; 01/97→ 04/99		24.3220-1733.3 020515	Ø 20,64 ALU
			➡	☐; 01/97→ 04/99		24.3220-1734.3 020516	Ø 20,64 ALU
2.0 16V 4WD (RD1, RD3)	108	01/99→02/02	➡	☐; 04/99→		24.3220-1733.3 020515	Ø 20,64 ALU
			➡	☐; 04/99→		24.3220-1734.3 020516	Ø 20,64 ALU
<b>Zubehörsatz, Bremsbacken</b>							
2.0 (RD1)	98	04/99→02/02	➡			03.0137-9190.2 669190	
2.0 16V 4WD (RD1, RD3)	94	10/95→12/01	➡	01/97→ 04/99		03.0137-9190.2 669190	
2.0 16V 4WD (RD1, RD3)	108	01/99→02/02	➡	04/99→		03.0137-9190.2 669190	
 <b>Bremsbackensatz</b>							
2.0 (RD1)	98	04/99→02/02	➡			03.0137-0287.2 650287	Ø 220 x 36
2.0 16V 4WD (RD1, RD3)	94	10/95→12/01	➡	01/97→ 04/99		03.0137-0287.2 650287	Ø 220 x 36
2.0 16V 4WD (RD1, RD3)	108	01/99→02/02	➡	04/99→		03.0137-0287.2 650287	Ø 220 x 36
<b>HONDA - CR-V II (RD_) 09/01→03/07</b>							
 <b>Bremsbackensatz, Feststellbremse</b>							
2.0 (RD4)	110	09/01→03/07	➡	07/02→ 12/04		03.0137-0442.2 650442	Ø 167 x 35
			➡	01/05→ 09/06		03.0137-3021.2 653021	Ø 198 x 35 - HEB
2.2 CTDi (RD9)	103	02/05→09/06	➡			03.0137-3021.2 653021	Ø 198 x 35 - HEB
2.4 Vtec 4WD (RD7)	118	09/01→09/06	➡	03/02→ 12/04		03.0137-0442.2 650442	Ø 167 x 35
			➡	01/05→		03.0137-3021.2 653021	Ø 198 x 35 - HEB
<b>HONDA - CR-V III (RE_) 06/06→</b>							
 <b>Bremsbackensatz, Feststellbremse</b>							
2.0 i	110	01/07→		→ 09/12		03.0137-3021.2 653021	Ø 198 x 35 - HEB
2.0 i 4WD (RE5)	110	01/07→					
2.2 i-CTDi 4WD (RE6)	103	01/07→					
2.2 i-DTEC 4WD (RE6)	110	01/07→					
2.4	125	04/07→					
2.4 i-Vtec 4WD	125	04/07→					
2.4 i-VTEC 4WD (RE7)	122	09/09→					
2.4 4WD (RE4)	124	09/06→		09/07→ 09/12		03.0137-3021.2 653021	Ø 198 x 35 - HEB
2.4 i-VTEC 4WD (RE4)	118	10/06→		01/07→ 09/12		03.0137-3021.2 653021	Ø 198 x 35 - HEB
<b>HONDA - CRX III (EH, EG) 03/92→12/98</b>							
 <b>Radbremszylinder</b>							
1.6 EsI (EH6)	92	03/92→12/98	➡	☐; - ABS		24.3219-1723.3 020427	Ø 19,05 ALU
			➡	☐; - ABS		24.3219-1724.3 020428	Ø 19,05 ALU
<b>Zubehörsatz, Bremsbacken</b>							
1.6 EsI (EH6)	92	03/92→12/98	➡	- ABS		03.0137-9096.2 669096	
 <b>Bremstrommel</b>							
1.6 EsI (EH6)	92	03/92→12/98	➡	- ABS		24.0218-0018.1 480063	Ø 180,0 x 38 / 181
 <b>Bremsbackensatz</b>							
1.6 EsI (EH6)	92	03/92→12/98	➡	- ABS		03.0137-0284.2 650284	Ø 180 x 31
















	kw				!#		
<b>HONDA - FR-V (BE) 08/04→</b>							
 <b>Bremsbackensatz, Feststellbremse</b>							
1.7 (BE1)	92	08/04→	➡	02/05→06/09		03.0137-0442.2 650442	Ø 167 x 35
1.8 (BE1)	103	01/07→	➡	→ 06/09		03.0137-0442.2 650442	Ø 167 x 35
2.0 (BE3)	110	02/05→					
2.2 i CTDi (BE5)	103	07/05→					
<b>HONDA - HR-V (GH) 03/99→</b>							
 <b>Radbremszylinder</b>							
1.6 16V (GH1, GH3)	77	03/99→	➡	☐; → 09/05; Türenanzahl: 3		24.3219-1723.3 020427	Ø 19,05 ALU
1.6 16V 4WD (GH2, GH4)	77	03/99→	➡	☐; → 09/05; Türenanzahl: 3		24.3219-1724.3 020428	Ø 19,05 ALU
1.6 16V 4WD (GH2, GH4)	91	10/99→	➡	☐; → 09/05; Türenanzahl: 5		24.3220-1733.3 020515	Ø 20,64 ALU
1.6 16V 4WD (GH2, GH4)			➡	☐; → 09/05; Türenanzahl: 5		24.3220-1734.3 020516	Ø 20,64 ALU
<b>Zubehörsatz, Bremsbacken</b>							
1.6 16V (GH1, GH3)	77	03/99→	➡	→ 09/05; Türenanzahl: 5		03.0137-9190.2 669190	
1.6 16V 4WD (GH2, GH4)	77	03/99→	➡	→ 09/05; Türenanzahl: 3		03.0137-9252.2 669252	
1.6 16V 4WD (GH2, GH4)	91	10/99→					
 <b>Bremsbackensatz</b>							
1.6 16V (GH1, GH3)	77	03/99→	➡	→ 09/05; Türenanzahl: 5		03.0137-0287.2 650287	Ø 220 x 36
1.6 16V 4WD (GH2, GH4)	77	03/99→	➡	→ 09/05; Türenanzahl: 3		03.0137-0294.2 650294	Ø 200 x 36
1.6 16V 4WD (GH2, GH4)	91	10/99→					
<b>HONDA - JAZZ II (GD_, GE3, GE2) 06/01→12/08</b>							
 <b>Radbremszylinder</b>							
1.2 i-DSi (GD5, GE2)	57	03/02→07/08	➡	→ 12/03; - ABS		24.3217-1717.3 020477	Ø 17,46 GG
1.3 (GD1)	61	03/02→07/08					
<b>Zubehörsatz, Bremsbacken</b>							
1.2 i-DSi (GD5, GE2)	57	03/02→07/08	➡	→ 12/03; - ABS		03.0137-9284.2 669284	
1.3 (GD1)	61	03/02→07/08					
 <b>Bremstrommel</b>							
1.2 i-DSi (GD5, GE2)	57	03/02→07/08	➡	→ 12/03; - ABS		24.0218-0048.1 480314	Ø 180,0 x 39 / 181
1.3 (GD1)	61	03/02→07/08					
 <b>Bremsbackensatz</b>							
1.2 i-DSi (GD5, GE2)	57	03/02→07/08	➡	→ 12/03; - ABS		03.0137-0422.2 650422	Ø 180 x 31 - HEB
1.3 (GD1)	61	03/02→07/08					
 <b>Seilzug, Feststellbremse</b>							
1.2 i-DSi (GD5, GE2)	57	03/02→07/08	➡	☐; 01/04→; + ABS; Scheibenbremse		24.3727-1608.2 581608	L= 1.634
1.3 (GD1)	61	03/02→07/08	➡	☐; 01/04→; + ABS; Scheibenbremse		24.3727-1609.2 581609	L= 1.695
			➡	☐; → 12/03; - ABS; Trommelbremse		24.3727-1610.2 581610	L= 1.593
			➡	☐; → 12/03; - ABS; Trommelbremse		24.3727-1611.2 581611	L= 1.653
1.3 iDSi	63	03/02→09/07	➡	☐; 10/05→; Scheibenbremse		24.3727-1608.2 581608	L= 1.634
			➡	☐; 10/05→; Scheibenbremse		24.3727-1609.2 581609	L= 1.695
1.4	59	12/06→10/08	➡	☐; + ABS; Scheibenbremse		24.3727-1608.2 581608	L= 1.634
1.4 iDSi (GE3)	61	12/06→10/08	➡	☐; + ABS; Scheibenbremse		24.3727-1609.2 581609	L= 1.695
<b>HONDA - JAZZ III (GE_, GG_, GP_) 10/07→</b>							
 <b>Seilzug, Feststellbremse</b>							
1.2	66	07/08→	➡	☐; → 12/08; Scheibenbremse		24.3727-1608.2 581608	L= 1.634
1.5 i-VTEC	88	07/08→	➡	☐; → 12/08; Scheibenbremse		24.3727-1609.2 581609	L= 1.695
<b>HONDA - JAZZ Stufenheck (GD_) 12/02→</b>							
 <b>Seilzug, Feststellbremse</b>							
1.3 (GD6)	63	05/03→07/08	➡	☐; Scheibenbremse		24.3727-1608.2 581608	L= 1.634
			➡	☐; Scheibenbremse		24.3727-1609.2 581609	L= 1.695



























	kw				!#		
<b>HONDA - LOGO (GA) 03/99→03/02</b>							
 <b>Radbremszylinder</b>							
1.3 (GA3)	48	03/99→03/02	➔	<input type="checkbox"/>		24.3217-1735.3 020567	Ø 17,46 ALU
			➔	<input type="checkbox"/>		24.3217-1736.3 020568	Ø 17,46 ALU
<b>Zubehörsatz, Bremsbacken</b>							
1.3 (GA3)	48	03/99→03/02	➔			03.0137-9252.2 669252	
 <b>Bremsbackensatz</b>							
1.3 (GA3)	48	03/99→03/02	➔			03.0137-0294.2 650294	Ø 200 x 36
<b>HONDA - ODYSSEY Großraumlimousine (RA_) 10/95→10/00</b>							
 <b>Bremsbackensatz, Feststellbremse</b>							
2.3	110	10/97→12/99	➔	01/98→		03.0137-0442.2 650442	Ø 167 x 35
<b>HONDA - SHUTTLE (RA) 06/94→06/04</b>							
 <b>Bremsbackensatz, Feststellbremse</b>							
2.2 16V (RA1)	110	10/94→02/98	➔	01/95→ 12/97		03.0137-0442.2 650442	Ø 167 x 35
2.3 16V (RA3, RA6)	110	10/97→06/04	➔	01/98→ 05/01		03.0137-0442.2 650442	Ø 167 x 35
3.0 (RA8)	154	10/97→06/04					
<b>HONDA - STREAM (RN) 05/01→</b>							
 <b>Bremsbackensatz, Feststellbremse</b>							
1.7 16V (RN1)	92	05/01→	➔	→ 09/05		03.0137-0442.2 650442	Ø 167 x 35
2.0 16V (RN3)	115	05/01→					
<b>HYUNDAI - ACCENT I (X-3) 05/94→01/00</b>							
 <b>Radbremszylinder</b>							
1.3	44	10/94→01/00	➔	<input type="checkbox"/> ; → 12/99		24.3219-1747.3 020498	Ø 19,05 ALU
1.3	55	10/94→01/00					
1.3 i 12V	62	10/94→01/00	➔	<input type="checkbox"/> ; → 12/99		24.3219-1748.3 020499	Ø 19,05 ALU
1.5 16V	76	10/94→01/00					
1.5 i 12V	65	10/94→01/00					
1.5 i 16V	73	12/95→01/00					
<b>Zubehörsatz, Bremsbacken</b>							
1.3	44	10/94→01/00	➔	→ 12/99		03.0137-9277.2 669277	
1.3	55	10/94→01/00					
1.3 i 12V	62	10/94→01/00					
1.5 16V	76	10/94→01/00					
1.5 i 12V	65	10/94→01/00					
1.5 i 16V	73	12/95→01/00					
 <b>Bremstrommel</b>							
1.3	44	10/94→01/00	➔	→ 05/96		24.0218-0027.1 480099	Ø 180,0 x 44 / 182
1.3	55	10/94→01/00					
1.3 i 12V	62	10/94→01/00	➔	06/96→ 12/99		24.0218-0034.1 480129	Ø 180,0 x 44,6 / 182
1.5 16V	76	10/94→01/00					
1.5 i 12V	65	10/94→01/00					
1.5 i 16V	73	12/95→01/00					
 <b>Bremsbackensatz</b>							
1.3	44	10/94→01/00	➔	→ 12/99		03.0137-0366.2 650366	Ø 180 x 32 + HEB
1.3	55	10/94→01/00				03.0520-7519.3 697519	Ø 180 x 32 Ø 19,05 + RZ / + Zub TopKit
1.3 i 12V	62	10/94→01/00					
1.5 16V	76	10/94→01/00					
1.5 i 12V	65	10/94→01/00					
1.5 i 16V	73	12/95→01/00					
 <b>Seilzug, Feststellbremse</b>							
1.3	44	10/94→01/00	➔	<input type="checkbox"/> ; → 12/99; Trommelbremse		24.3727-3102.2 583102	L= 1.485
1.3	55	10/94→01/00					
1.3 i 12V	62	10/94→01/00	➔	<input type="checkbox"/> ; → 12/99; Trommelbremse		24.3727-3103.2 583103	L= 1.485
1.5 i 12V	65	10/94→01/00					
<b>HYUNDAI - ACCENT II (LC) 09/99→12/06</b>							
 <b>Radbremszylinder</b>							
1.3	55	01/00→11/05	➔	08/02→ 09/05		24.3217-1723.3 020502	Ø 17,78 ALU
1.3	61	01/00→11/05					
1.5	66	01/00→11/05	➔	→ 07/02		24.3219-1743.3 020485	Ø 19,05 ALU
1.5	75	09/00→11/05					
1.5 CRDi	60	04/02→11/05					
1.3	62	08/02→11/05	➔	→ 09/05		24.3217-1723.3 020502	Ø 17,78 ALU

	kw				!#		
<b>HYUNDAI - ACCENT II (LC) 09/99→12/06</b>							
<b> Radbremszylinder</b>							
1.6	77	12/02→11/05	➡	→ 09/05		24.3217-1723.3 020502	Ø 17,78 ALU
1.3	63	01/00→11/05	➡	→ 09/05		24.3219-1743.3 020485	Ø 19,05 ALU
1.5	65	09/99→10/02	➡	08/02→		24.3217-1723.3 020502	Ø 17,78 ALU
			➡	01/00→ 07/02		24.3219-1743.3 020485	Ø 19,05 ALU
1.5	68	01/00→10/02	➡	08/02→		24.3217-1723.3 020502	Ø 17,78 ALU
			➡	→ 07/02		24.3219-1743.3 020485	Ø 19,05 ALU
1.5	77	09/99→10/02	➡	01/00→ 08/02		24.3219-1743.3 020485	Ø 19,05 ALU
<b>Zubehörsatz, Bremsbacken</b>							
1.3	55	01/00→11/05	➡	08/02→ 09/05		03.0137-9270.2 669270	
1.3	61	01/00→11/05	➡	→ 07/02		03.0137-9276.2 669276	
1.5	66	01/00→11/05	➡	→ 07/02		03.0137-9276.2 669276	
1.5	75	09/00→11/05	➡				
1.5 CRDi	60	04/02→11/05	➡				
1.3	62	08/02→11/05	➡	→ 09/05		03.0137-9270.2 669270	
1.6	77	12/02→11/05	➡				
1.3	63	01/00→11/05	➡	→ 09/05		03.0137-9276.2 669276	
1.5	65	09/99→10/02	➡	08/02→		03.0137-9270.2 669270	
			➡	01/00→ 07/02		03.0137-9276.2 669276	
1.5	68	01/00→10/02	➡	08/02→		03.0137-9270.2 669270	
			➡	→ 07/02		03.0137-9276.2 669276	
1.5	77	09/99→10/02	➡	01/00→ 08/02		03.0137-9276.2 669276	
<b> Bremstrommel</b>							
1.3	55	01/00→11/05	➡	→ 07/02		24.0218-0008.1 480313	Ø 180,0 x 45,1 / 182
1.3	61	01/00→11/05	➡				
1.5	66	01/00→11/05	➡				
1.5	68	01/00→10/02	➡				
1.5	75	09/00→11/05	➡				
1.5 CRDi	60	04/02→11/05	➡				
1.3	63	01/00→11/05	➡	→ 09/05		24.0218-0008.1 480313	Ø 180,0 x 45,1 / 182
1.5	65	09/99→10/02	➡	01/00→ 07/02		24.0218-0008.1 480313	Ø 180,0 x 45,1 / 182
1.5	77	09/99→10/02	➡	01/00→ 08/02		24.0218-0008.1 480313	Ø 180,0 x 45,1 / 182
<b> Bremsbackensatz</b>							
1.3	55	01/00→11/05	➡	→ 07/02		03.0137-0429.2 650429	Ø 180 x 37 + HEB
1.3	61	01/00→11/05	➡			03.0520-7419.3 697419	Ø 180 x 37 Ø 19,05 + RZ / + Zub TopKit
1.5	66	01/00→11/05	➡				
1.5	75	09/00→11/05	➡				
1.5 CRDi	60	04/02→11/05	➡	08/02→ 09/05		03.0137-0437.2 650437	Ø 203 x 38 + HEB
						03.0520-4517.3 694517	Ø 203 x 38 Ø 17,78 + RZ / + Zub TopKit
1.3	62	08/02→11/05	➡	→ 09/05		03.0137-0437.2 650437	Ø 203 x 38 + HEB
1.6	77	12/02→11/05	➡			03.0520-4517.3 694517	Ø 203 x 38 Ø 17,78 + RZ / + Zub TopKit
1.3	63	01/00→11/05	➡	→ 09/05		03.0137-0429.2 650429	Ø 180 x 37 + HEB
						03.0520-7419.3 697419	Ø 180 x 37 Ø 19,05 + RZ / + Zub TopKit
1.5	65	09/99→10/02	➡	01/00→ 07/02		03.0137-0429.2 650429	Ø 180 x 37 + HEB
			➡			03.0520-7419.3 697419	Ø 180 x 37 Ø 19,05 + RZ / + Zub TopKit
			➡	08/02→		03.0137-0437.2 650437	Ø 203 x 38 + HEB
						03.0520-4517.3 694517	Ø 203 x 38 Ø 17,78 + RZ / + Zub TopKit
1.5	68	01/00→10/02	➡	→ 07/02		03.0137-0429.2 650429	Ø 180 x 37 + HEB
			➡			03.0520-7419.3 697419	Ø 180 x 37 Ø 19,05 + RZ / + Zub TopKit
			➡	08/02→		03.0137-0437.2 650437	Ø 203 x 38 + HEB
						03.0520-4517.3 694517	Ø 203 x 38 Ø 17,78 + RZ / + Zub TopKit
1.5	77	09/99→10/02	➡	01/00→ 08/02		03.0137-0429.2 650429	Ø 180 x 37 + HEB
<b> Seilzug, Feststellbremse</b>							
1.3	55	01/00→11/05	➡	☐; 08/02→ 09/05; Trommelbremse		24.3727-3104.2 583104	L= 1.493
1.3	61	01/00→11/05	➡				
1.5	66	01/00→11/05	➡	☐; 08/02→ 09/05; Trommelbremse		24.3727-3105.2 583105	L= 1.493
1.5	75	09/00→11/05	➡				
↓							













	kw				!#		
<b>HYUNDAI - ACCENT II (LC) 09/99→12/06</b>							
 <b>Seilzug, Feststellbremse</b>							
1.5 CRDi	60	04/02→11/05	➡	☐; 08/02→09/05; Trommelbremse		24.3727-3104.2 583104	L= 1.493
			➡	☐; 08/02→09/05; Trommelbremse		24.3727-3105.2 583105	L= 1.493
1.3	62	08/02→11/05	➡	☐; →09/05; Trommelbremse		24.3727-3104.2 583104	L= 1.493
1.6	77	12/02→11/05	➡	☐; →09/05; Trommelbremse		24.3727-3105.2 583105	L= 1.493
1.5	65	09/99→10/02	➡	☐; 08/02→; Trommelbremse		24.3727-3104.2 583104	L= 1.493
1.5	68	01/00→10/02	➡	☐; 08/02→; Trommelbremse		24.3727-3105.2 583105	L= 1.493
<b>HYUNDAI - ACCENT II Stufenheck (LC) 09/99→12/06</b>							
 <b>Radbremszylinder</b>							
1.3	55	01/00→11/05	➡	08/02→09/05		24.3217-1723.3 020502	Ø 17,78 ALU
1.5	66	01/00→11/05					
1.5	69	01/00→12/06	➡	→07/02		24.3219-1743.3 020485	Ø 19,05 ALU
1.3	63	01/00→11/05	➡	→09/05		24.3219-1743.3 020485	Ø 19,05 ALU
1.5	73	09/99→10/02	➡	08/02→		24.3217-1723.3 020502	Ø 17,78 ALU
1.5	75	09/99→10/02	➡	09/00→07/02		24.3219-1743.3 020485	Ø 19,05 ALU
1.5 CRDi	60	01/02→11/05	➡	08/02→09/05		24.3217-1723.3 020502	Ø 17,78 ALU
			➡	04/02→07/02		24.3219-1743.3 020485	Ø 19,05 ALU
1.6	77	12/02→11/05	➡	→09/05		24.3217-1723.3 020502	Ø 17,78 ALU
<b>Zubehörsatz, Bremsbacken</b>							
1.3	55	01/00→11/05	➡	08/02→09/05		03.0137-9270.2 669270	
1.5	66	01/00→11/05					
1.5	69	01/00→12/06	➡	→07/02		03.0137-9276.2 669276	
1.3	63	01/00→11/05	➡	→09/05		03.0137-9276.2 669276	
1.5	73	09/99→10/02	➡	08/02→		03.0137-9270.2 669270	
1.5	75	09/99→10/02	➡	09/00→07/02		03.0137-9276.2 669276	
1.5 CRDi	60	01/02→11/05	➡	08/02→09/05		03.0137-9270.2 669270	
			➡	04/02→07/02		03.0137-9276.2 669276	
1.6	77	12/02→11/05	➡	→09/05		03.0137-9270.2 669270	
 <b>Bremstrommel</b>							
1.3	55	01/00→11/05	➡	→07/02		24.0218-0008.1 480313	Ø 180,0 x 45,1 / 182
1.5	66	01/00→11/05					
1.5	69	01/00→12/06					
1.3	63	01/00→11/05	➡	→09/05		24.0218-0008.1 480313	Ø 180,0 x 45,1 / 182
1.5	73	09/99→10/02	➡	09/00→07/02		24.0218-0008.1 480313	Ø 180,0 x 45,1 / 182
1.5	75	09/99→10/02					
1.5 CRDi	60	01/02→11/05	➡	04/02→07/02		24.0218-0008.1 480313	Ø 180,0 x 45,1 / 182
 <b>Bremsbackensatz</b>							
1.3	55	01/00→11/05	➡	→07/02		03.0137-0429.2 650429	Ø 180 x 37 + HEB
1.5	66	01/00→11/05				03.0520-7419.3 697419	Ø 180 x 37 Ø 19,05 + RZ / + Zub TopKit
1.5	69	01/00→12/06					
			➡	08/02→09/05		03.0137-0437.2 650437	Ø 203 x 38 + HEB
						03.0520-4517.3 694517	Ø 203 x 38 Ø 17,78 + RZ / + Zub TopKit
1.3	63	01/00→11/05	➡	→09/05		03.0137-0429.2 650429	Ø 180 x 37 + HEB
						03.0520-7419.3 697419	Ø 180 x 37 Ø 19,05 + RZ / + Zub TopKit
1.5	73	09/99→10/02	➡	09/00→07/02		03.0137-0429.2 650429	Ø 180 x 37 + HEB
1.5	75	09/99→10/02				03.0520-7419.3 697419	Ø 180 x 37 Ø 19,05 + RZ / + Zub TopKit
			➡	08/02→		03.0137-0437.2 650437	Ø 203 x 38 + HEB
						03.0520-4517.3 694517	Ø 203 x 38 Ø 17,78 + RZ / + Zub TopKit
1.5 CRDi	60	01/02→11/05	➡	04/02→07/02		03.0137-0429.2 650429	Ø 180 x 37 + HEB
						03.0520-7419.3 697419	Ø 180 x 37 Ø 19,05 + RZ / + Zub TopKit
			➡	08/02→09/05		03.0137-0437.2 650437	Ø 203 x 38 + HEB
						03.0520-4517.3 694517	Ø 203 x 38 Ø 17,78 + RZ / + Zub TopKit
1.6	77	12/02→11/05	➡	→09/05		03.0137-0437.2 650437	Ø 203 x 38 + HEB
↓							











	kw				#		
<b>HYUNDAI - ACCENT II Stufenheck (LC) 09/99→12/06</b>							
 <b>Bremsbackensatz</b>							
1.6	77	12/02→11/05	➔	→ 09/05		03.0520-4517.3 694517	Ø 203 x 38 Ø 17,78 + RZ / + Zub TopKit
 <b>Seilzug, Feststellbremse</b>							
1.3	55	01/00→11/05	➔	☐; 08/02→ 09/05; Trommelbremse		24.3727-3104.2 583104	L= 1.493
1.5	66	01/00→11/05	➔	☐; 08/02→ 09/05; Trommelbremse		24.3727-3105.2 583105	L= 1.493
1.5	69	01/00→12/06	➔	☐; 08/02→ 09/05; Trommelbremse		24.3727-3105.2 583105	L= 1.493
1.5 CRDi	60	01/02→11/05	➔				
1.5	73	09/99→10/02	➔	☐; 08/02→; Trommelbremse		24.3727-3104.2 583104	L= 1.493
1.5	75	09/99→10/02	➔	☐; 08/02→; Trommelbremse		24.3727-3105.2 583105	L= 1.493
1.6	77	12/02→11/05	➔	☐; → 09/05; Trommelbremse		24.3727-3104.2 583104	L= 1.493
			➔	☐; → 09/05; Trommelbremse		24.3727-3105.2 583105	L= 1.493
<b>HYUNDAI - ACCENT III (MC) 11/05→12/10</b>							
 <b>Bremsbackensatz</b>							
1.4 GL	71	11/05→11/10	➔	- ABS		03.0137-0495.2 650495	Ø 203 x 32 + HEB
1.5 CRDi GLS	81	11/05→11/10					
1.6 GLS	82	11/05→11/10					
 <b>Bremsbackensatz, Feststellbremse</b>							
1.4 GL	71	11/05→11/10	➔	+ ABS		03.0137-3022.2 653022	Ø 170 x 32 + HEB
1.5 CRDi GLS	81	11/05→11/10					
1.6 GLS	82	11/05→11/10					
<b>HYUNDAI - ACCENT III Stufenheck (MC) 11/05→11/10</b>							
 <b>Bremsbackensatz</b>							
1.4 GL	71	11/05→11/10	➔	- ABS		03.0137-0495.2 650495	Ø 203 x 32 + HEB
1.5 CRDi GLS	81	11/05→11/10					
1.6 GLS	82	11/05→11/10					
 <b>Bremsbackensatz, Feststellbremse</b>							
1.4 GL	71	11/05→11/10	➔	+ ABS		03.0137-3022.2 653022	Ø 170 x 32 + HEB
1.5 CRDi GLS	81	11/05→11/10					
1.6 GLS	82	11/05→11/10					
<b>HYUNDAI - ACCENT IV (RB) 11/10→</b>							
 <b>Radbremszylinder</b>							
1.4	79	11/10→	➔	- ABS		24.3217-1731.3 020551	Ø 17,46 ALU
1.6	90	12/10→					
1.6	91	11/10→					
<b>HYUNDAI - ACCENT IV Stufenheck (RB) 08/10→</b>							
 <b>Radbremszylinder</b>							
1.4	74	11/10→12/16	➔	- ABS		24.3217-1731.3 020551	Ø 17,46 ALU
1.4	80	11/10→12/14					
1.6	90	11/10→					
1.6	91	11/10→					
1.6 CRDI	100	04/11→					
1.6 CRDi	94	11/10→12/15	➔	10/11→; - ABS		24.3217-1731.3 020551	Ø 17,46 ALU
<b>HYUNDAI - ACCENT Stufenheck (X-3) 05/94→01/00</b>							
 <b>Radbremszylinder</b>							
1.3	44	10/94→01/00	➔	☐; → 12/99		24.3219-1747.3 020498	Ø 19,05 ALU
1.3	55	10/94→01/00					
1.3 i 12V	62	10/94→01/00	➔	☐; → 12/99		24.3219-1748.3 020499	Ø 19,05 ALU
1.5 i 12V	65	10/94→01/00					
1.5 i 16V	73	10/95→01/00					
1.5	63	10/94→07/99	➔	☐		24.3219-1747.3 020498	Ø 19,05 ALU
			➔	☐		24.3219-1748.3 020499	Ø 19,05 ALU
<b>Zubehörsatz, Bremsbacken</b>							
1.3	44	10/94→01/00	➔	→ 12/99		03.0137-9277.2 669277	
1.3	55	10/94→01/00					
1.3 i 12V	62	10/94→01/00					
1.5 i 12V	65	10/94→01/00					
1.5 i 16V	73	10/95→01/00					
1.5	63	10/94→07/99	➔			03.0137-9277.2 669277	
↓							







	kw				!#		
<b>HYUNDAI - ACCENT Stufenheck (X-3) 05/94→01/00</b>							
 <b>Bremstrommel</b>							
1.3	44	10/94→01/00	➔	→ 05/96		24.0218-0027.1 480099	Ø 180,0 x 44 / 182
1.3	55	10/94→01/00	➔	06/96→ 12/99		24.0218-0034.1 480129	Ø 180,0 x 44,6 / 182
1.3 i 12V	62	10/94→01/00					
1.5 i 12V	65	10/94→01/00					
1.5 i 16V	73	10/95→01/00					
1.5	63	10/94→07/99	➔	→ 05/96		24.0218-0027.1 480099	Ø 180,0 x 44 / 182
			➔	06/96→		24.0218-0034.1 480129	Ø 180,0 x 44,6 / 182
 <b>Bremsbackensatz</b>							
1.3	44	10/94→01/00	➔	→ 12/99		03.0137-0366.2 650366	Ø 180 x 32 + HEB
1.3	55	10/94→01/00	➔			03.0520-7519.3 697519	Ø 180 x 32 Ø 19,05 + RZ / + Zub TopKit
1.3 i 12V	62	10/94→01/00					
1.5 i 12V	65	10/94→01/00					
1.5 i 16V	73	10/95→01/00					
1.5	63	10/94→07/99	➔			03.0137-0366.2 650366	Ø 180 x 32 + HEB
						03.0520-7519.3 697519	Ø 180 x 32 Ø 19,05 + RZ / + Zub TopKit
 <b>Seilzug, Feststellbremse</b>							
1.3	44	10/94→01/00	➔	<input type="checkbox"/> ; → 12/99; Trommelbremse		24.3727-3102.2 583102	L= 1.485
1.3	55	10/94→01/00	➔	<input type="checkbox"/> ; → 12/99; Trommelbremse		24.3727-3103.2 583103	L= 1.485
1.3 i 12V	62	10/94→01/00					
1.5 i 12V	65	10/94→01/00	➔	<input type="checkbox"/> ; Trommelbremse		24.3727-3102.2 583102	L= 1.485
1.5	63	10/94→07/99					
			➔	<input type="checkbox"/> ; Trommelbremse		24.3727-3103.2 583103	L= 1.485
<b>HYUNDAI - ATOS (MX) 01/97→</b>							
 <b>Radbremszylinder</b>							
1.0 i	40	02/98→12/00	➔			24.3217-1723.3 020502	Ø 17,78 ALU
1.0 i	41	02/98→03/02	➔			24.3215-1705.3 020596	Ø 15,87 ALU
1.0 i	43	03/01→07/03					
1.1	43	08/03→12/08	➔	→ 08/08; - ABS		24.3217-1723.3 020502	Ø 17,78 ALU
			➔	→ 08/08; + ABS		24.3215-1705.3 020596	Ø 15,87 ALU
1.1	45	06/03→12/10	➔	→ 01/07; - ABS		24.3215-1705.3 020596	Ø 15,87 ALU
			➔	→ 01/07; + ABS		24.3217-1723.3 020502	Ø 17,78 ALU
1.1	46	08/03→12/08	➔	03/04→ 02/08; - ABS		24.3215-1705.3 020596	Ø 15,87 ALU
			➔	03/04→ 01/06; + ABS		24.3217-1723.3 020502	Ø 17,78 ALU
<b>Zubehörsatz, Bremsbacken</b>							
1.0 i	40	02/98→12/00	➔			03.0137-9277.2 669277	
1.0 i	41	02/98→03/02	➔			03.0137-9277.2 669277	
1.0 i	43	03/01→07/03					
1.1	43	08/03→12/08	➔	→ 08/08		03.0137-9277.2 669277	
1.1	45	06/03→12/10	➔	→ 01/07		03.0137-9277.2 669277	
1.1	46	08/03→12/08	➔	03/04→ 02/08		03.0137-9277.2 669277	
 <b>Bremstrommel</b>							
1.0 i	40	02/98→12/00	➔			24.0218-0044.2 480174	Ø 180,0 x 36 / 182
1.0 i	41	02/98→03/02	➔				- RLG / - ABS Ring / mit Radbefestigungsbolzen
1.0 i	43	03/01→07/03					
 <b>Bremsbackensatz</b>							
1.0 i	40	02/98→12/00	➔			03.0137-0386.2 650386	Ø 180 x 30 + HEB
1.0 i	41	02/98→03/02	➔			03.0520-4617.3 694617	Ø 180 x 30 Ø 17,78 + RZ / + Zub TopKit
1.0 i	43	03/01→07/03					
1.1	43	08/03→12/08	➔	→ 08/08		03.0137-0386.2 650386	Ø 180 x 30 + HEB
						03.0520-4617.3 694617	Ø 180 x 30 Ø 17,78 + RZ / + Zub TopKit
1.1	45	06/03→12/10	➔	→ 01/07		03.0137-0386.2 650386	Ø 180 x 30 + HEB
						03.0520-4617.3 694617	Ø 180 x 30 Ø 17,78 + RZ / + Zub TopKit
1.1	46	08/03→12/08	➔	03/04→ 02/08		03.0137-0386.2 650386	Ø 180 x 30 + HEB
						03.0520-4617.3 694617	Ø 180 x 30 Ø 17,78 + RZ / + Zub TopKit
 <b>Seilzug, Feststellbremse</b>							
1.0 i	40	02/98→12/00	➔	<input type="checkbox"/> ; Trommelbremse		24.3727-3100.2 583100	L= 1.520
↓							












	kw				!#		
<b>HYUNDAI - ATOS (MX) 01/97→</b>							
 <b>Seilzug, Feststellbremse</b>							
1.0 i	41	02/98→03/02	➡	☐; Trommelbremse		24.3727-3101.2 583101	L= 1.504
1.0 i	43	03/01→07/03	➡				
1.1	43	08/03→12/08	➡	☐; → 08/08; Trommelbremse		24.3727-3100.2 583100	L= 1.520
			➡	☐; → 08/08; Trommelbremse		24.3727-3101.2 583101	L= 1.504
1.1	45	06/03→12/10	➡	☐; → 01/07; Trommelbremse		24.3727-3100.2 583100	L= 1.520
			➡	☐; → 01/07; Trommelbremse		24.3727-3101.2 583101	L= 1.504
1.1	46	08/03→12/08	➡	☐; 03/04→ 02/08; Trommelbremse		24.3727-3100.2 583100	L= 1.520
			➡	☐; 03/04→ 02/08; Trommelbremse		24.3727-3101.2 583101	L= 1.504
<b>HYUNDAI - COUPE (RD) 06/96→04/02</b>							
<b>Zubehörsatz, Bremsbacken</b>							
1.6 16V	85	03/98→04/02	➡	- ABS		03.0137-9270.2 669270	
1.6 i 16V	79	08/00→01/02					
1.6 i 16V	84	12/96→04/02					
 <b>Bremsbackensatz</b>							
1.6 16V	85	03/98→04/02	➡	- ABS		03.0137-0369.2 650369	Ø 203 x 39 + HEB
1.6 i 16V	79	08/00→01/02					
1.6 i 16V	84	12/96→04/02					
<b>HYUNDAI - ELANTRA (XD) 03/00→08/06</b>							
 <b>Radbremszylinder</b>							
1.6	66	06/00→07/06	➡	11/01→ 05/06; - ABS		24.3219-1743.3 020485	Ø 19,05 ALU
1.6	79	06/00→07/06					
1.8	97	06/00→07/06					
2.0	102	06/00→07/06					
2.0	104	06/00→07/06					
2.0 CRDi	83	04/01→07/06					
1.6	77	05/03→07/06	➡	08/03→ 05/06; - ABS		24.3219-1743.3 020485	Ø 19,05 ALU
2.0	105	10/03→07/06	➡	→ 05/06; - ABS		24.3219-1743.3 020485	Ø 19,05 ALU
<b>Zubehörsatz, Bremsbacken</b>							
1.6	66	06/00→07/06	➡			03.0137-9270.2 669270	
1.6	79	06/00→07/06					
1.8	97	06/00→07/06					
2.0	102	06/00→07/06					
2.0	104	06/00→07/06					
2.0 CRDi	83	04/01→07/06					
 <b>Bremsbackensatz</b>							
1.6	66	06/00→07/06	➡	11/01→ 05/06; - ABS		03.0137-0437.2 650437	Ø 203 x 38 + HEB
1.6	79	06/00→07/06					
1.8	97	06/00→07/06					
2.0	102	06/00→07/06					
2.0	104	06/00→07/06					
2.0 CRDi	83	04/01→07/06					
1.6	77	05/03→07/06	➡	08/03→ 05/06; - ABS		03.0137-0437.2 650437	Ø 203 x 38 + HEB
2.0	105	10/03→07/06	➡	→ 05/06; - ABS		03.0137-0437.2 650437	Ø 203 x 38 + HEB
 <b>Seilzug, Feststellbremse</b>							
1.6	66	06/00→07/06	➡	☐; → 10/03; + ABS; Scheibenbremse		24.3727-3110.2 583110	L= 1.593
1.6	79	06/00→07/06					
1.8	97	06/00→07/06	➡	☐; → 10/03; + ABS; Scheibenbremse		24.3727-3111.2 583111	L= 1.578
2.0	102	06/00→07/06	➡				
2.0	104	06/00→07/06	➡	☐; 11/03→ 05/06; + ABS; Scheibenbremse		24.3727-3112.2 583112	L= 1.578
2.0 CRDi	83	04/01→07/06	➡	☐; 11/03→ 05/06; + ABS; Scheibenbremse		24.3727-3113.2 583113	L= 1.562
			➡	☐; → 05/06; - ABS; Trommelbremse		24.3727-3118.2 583118	L= 1.718
			➡	☐; → 05/06; - ABS; Trommelbremse		24.3727-3119.2 583119	L= 1.705
1.6	77	05/03→07/06	➡	☐; 08/03→ 10/03; + ABS; Scheibenbremse		24.3727-3110.2 583110	L= 1.593
			➡	☐; 08/03→ 10/03; + ABS; Scheibenbremse		24.3727-3111.2 583111	L= 1.578
			➡	☐; 11/03→ 05/06; + ABS; Scheibenbremse		24.3727-3112.2 583112	L= 1.578
			➡	☐; 11/03→ 05/06; + ABS; Scheibenbremse		24.3727-3113.2 583113	L= 1.562
			➡	☐; 08/03→ 05/06; - ABS; Trommelbremse		24.3727-3118.2 583118	L= 1.718
































	kw					!#		
<b>HYUNDAI - ELANTRA (XD) 03/00→08/06</b>								
 <b>Seilzug, Feststellbremse</b>								
1.6	77	05/03→07/06	➡	☐; 08/03→05/06; - ABS; Trommelbremse		24.3727-3119.2	583119	L= 1.705
2.0	105	10/03→07/06	➡	☐; → 05/06; + ABS; Scheibenbremse		24.3727-3112.2	583112	L= 1.578
			➡	☐; → 05/06; + ABS; Scheibenbremse		24.3727-3113.2	583113	L= 1.562
			➡	☐; → 05/06; - ABS; Trommelbremse		24.3727-3118.2	583118	L= 1.718
			➡	☐; → 05/06; - ABS; Trommelbremse		24.3727-3119.2	583119	L= 1.705
<b>HYUNDAI - ELANTRA Stufenheck (HD) 11/05→12/11</b>								
 <b>Seilzug, Feststellbremse</b>								
1.6 CRDi	85	11/05→12/11	➡	☐; + ABS; Scheibenbremse		24.3727-3114.2	583114	L= 1.674
1.6 CVVT	90	06/06→06/11	➡	☐; + ABS; Scheibenbremse		24.3727-3115.2	583115	L= 1.672
2.0 CVVT	103	06/06→05/10						
<b>HYUNDAI - ELANTRA Stufenheck (XD) 03/00→09/06</b>								
 <b>Radbremszylinder</b>								
1.5 16V	75	09/00→07/06	➡	11/01→; - ABS		24.3219-1743.3	020485	Ø 19,05 ALU
1.8	79	06/00→07/03						
1.5 D	82	06/00→07/06	➡	11/01→05/06; - ABS		24.3219-1743.3	020485	Ø 19,05 ALU
1.6	66	06/00→07/06						
1.6	79	06/00→07/06						
1.8	97	06/00→07/06						
2.0	102	06/00→07/06						
2.0 CRDi	83	04/01→07/06						
1.6	77	05/03→05/06	➡	08/03→; - ABS		24.3219-1743.3	020485	Ø 19,05 ALU
2.0	105	10/03→07/06	➡	→ 05/06; - ABS		24.3219-1743.3	020485	Ø 19,05 ALU
<b>Zubehörsatz, Bremsbacken</b>								
1.5 16V	75	09/00→07/06	➡			03.0137-9270.2	669270	
1.5 D	82	06/00→07/06						
1.6	66	06/00→07/06						
1.6	79	06/00→07/06						
1.8	79	06/00→07/03						
1.8	97	06/00→07/06						
2.0	102	06/00→07/06						
2.0	104	06/00→07/06						
2.0 CRDi	83	04/01→07/06						
 <b>Bremsbackensatz</b>								
1.5 16V	75	09/00→07/06	➡	11/01→; - ABS		03.0137-0437.2	650437	Ø 203 x 38 + HEB
1.5 D	82	06/00→07/06						
1.8	79	06/00→07/03						
1.6	66	06/00→07/06	➡	11/01→05/06; - ABS		03.0137-0437.2	650437	Ø 203 x 38 + HEB
1.6	79	06/00→07/06						
1.8	97	06/00→07/06						
2.0	102	06/00→07/06						
2.0	104	06/00→07/06						
2.0 CRDi	83	04/01→07/06						
1.6	77	05/03→05/06	➡	08/03→; - ABS		03.0137-0437.2	650437	Ø 203 x 38 + HEB
2.0	105	10/03→07/06	➡	→ 05/06; - ABS		03.0137-0437.2	650437	Ø 203 x 38 + HEB
 <b>Seilzug, Feststellbremse</b>								
1.5 16V	75	09/00→07/06	➡	☐; → 10/03; + ABS; Scheibenbremse		24.3727-3110.2	583110	L= 1.593
			➡	☐; → 10/03; + ABS; Scheibenbremse		24.3727-3111.2	583111	L= 1.578
			➡	☐; 11/03→; + ABS; Scheibenbremse		24.3727-3112.2	583112	L= 1.578
			➡	☐; 11/03→; + ABS; Scheibenbremse		24.3727-3113.2	583113	L= 1.562
			➡	☐; - ABS; Trommelbremse		24.3727-3118.2	583118	L= 1.718
			➡	☐; - ABS; Trommelbremse		24.3727-3119.2	583119	L= 1.705
1.5 D	82	06/00→07/06	➡	☐; → 07/03; + ABS; Scheibenbremse		24.3727-3110.2	583110	L= 1.593
			➡	☐; → 07/03; + ABS; Scheibenbremse		24.3727-3111.2	583111	L= 1.578
			➡	☐; 11/03→; + ABS; Scheibenbremse		24.3727-3112.2	583112	L= 1.578
			➡	☐; 11/03→; + ABS; Scheibenbremse		24.3727-3113.2	583113	L= 1.562
			➡	☐; - ABS; Trommelbremse		24.3727-3118.2	583118	L= 1.718
			➡	☐; - ABS; Trommelbremse		24.3727-3119.2	583119	L= 1.705
1.6	66	06/00→07/06	➡	☐; → 10/03; + ABS; Scheibenbremse		24.3727-3110.2	583110	L= 1.593
1.6	79	06/00→07/06						
1.8	97	06/00→07/06						
↓								

	kw				!#		
<b>HYUNDAI - ELANTRA Stufenheck (XD) 03/00→09/06</b>							
 <b>Seilzug, Feststellbremse</b>							
2.0 2.0 2.0 CRDi	102 104 83	06/00→07/06 06/00→07/06 04/01→07/06	➡	<input type="checkbox"/> ; 11/03→ 05/06; + ABS; Scheibenbremse		24.3727-3112.2 583112	L= 1.578
			➡	<input type="checkbox"/> ; 11/03→ 05/06; + ABS; Scheibenbremse		24.3727-3113.2 583113	L= 1.562
			➡	<input type="checkbox"/> ; → 05/06; - ABS; Trommelbremse		24.3727-3118.2 583118	L= 1.718
			➡	<input type="checkbox"/> ; → 05/06; - ABS; Trommelbremse		24.3727-3119.2 583119	L= 1.705
1.6	77	05/03→05/06	➡	<input type="checkbox"/> ; 08/03→ 10/03; + ABS; Scheibenbremse		24.3727-3110.2 583110	L= 1.593
			➡	<input type="checkbox"/> ; 08/03→ 10/03; + ABS; Scheibenbremse		24.3727-3111.2 583111	L= 1.578
			➡	<input type="checkbox"/> ; 11/03→; + ABS; Scheibenbremse		24.3727-3112.2 583112	L= 1.578
			➡	<input type="checkbox"/> ; 11/03→; + ABS; Scheibenbremse		24.3727-3113.2 583113	L= 1.562
			➡	<input type="checkbox"/> ; 08/03→; - ABS; Trommelbremse		24.3727-3118.2 583118	L= 1.718
			➡	<input type="checkbox"/> ; 08/03→; - ABS; Trommelbremse		24.3727-3119.2 583119	L= 1.705
1.8	79	06/00→07/03	➡	<input type="checkbox"/> ; + ABS; Scheibenbremse		24.3727-3110.2 583110	L= 1.593
			➡	<input type="checkbox"/> ; + ABS; Scheibenbremse		24.3727-3111.2 583111	L= 1.578
			➡	<input type="checkbox"/> ; - ABS; Trommelbremse		24.3727-3118.2 583118	L= 1.718
			➡	<input type="checkbox"/> ; - ABS; Trommelbremse		24.3727-3119.2 583119	L= 1.705
2.0	105	10/03→07/06	➡	<input type="checkbox"/> ; → 05/06; + ABS; Scheibenbremse		24.3727-3112.2 583112	L= 1.578
			➡	<input type="checkbox"/> ; → 05/06; + ABS; Scheibenbremse		24.3727-3113.2 583113	L= 1.562
			➡	<input type="checkbox"/> ; → 05/06; - ABS; Trommelbremse		24.3727-3118.2 583118	L= 1.718
			➡	<input type="checkbox"/> ; → 05/06; - ABS; Trommelbremse		24.3727-3119.2 583119	L= 1.705
<b>HYUNDAI - GALLOPER II (JK-01) 02/97→12/03</b>							
 <b>Radbremszylinder</b>							
2.5 TCi D 2.5 TD 2.5 TD intercooler 2.6 TD Allrad 3.0 V6	77 65 73 63 104	08/98→12/03 08/98→12/03 08/98→12/03 08/98→06/03 08/98→12/03	➡	<input type="checkbox"/>		24.3223-1712.3 020571	Ø 23,81 GG
			➡	<input type="checkbox"/>		24.3223-1713.3 020572	Ø 23,81 GG
<b>HYUNDAI - GETZ (TB) 08/02→12/10</b>							
 <b>Radbremszylinder</b>							
1.1 1.5 CRDi GLS	46 75	09/02→09/05 07/04→08/05	➡	→ 07/05		24.3217-1723.3 020502	Ø 17,78 ALU
1.1 1.4 i 1.5 CRDi GLS	49 71 81	09/05→06/09 08/05→12/10 08/05→06/09	➡	→ 02/09		24.3217-1723.3 020502	Ø 17,78 ALU
1.3 1.3	61 63	09/04→06/09 09/03→09/05	➡	→ 04/05		24.3217-1723.3 020502	Ø 17,78 ALU
1.3 i	60	09/02→03/04	➡			24.3217-1723.3 020502	Ø 17,78 ALU
1.5 CRDi	60	03/03→09/05	➡	→ 04/05; - ABS		24.3217-1723.3 020502	Ø 17,78 ALU
1.5 CRDi	65	08/05→06/09	➡	→ 02/09; - ABS		24.3217-1723.3 020502	Ø 17,78 ALU
1.6	77	09/02→09/05	➡	→ 07/05; - ABS		24.3217-1723.3 020502	Ø 17,78 ALU
1.6	78	06/05→12/06	➡	08/05→		24.3217-1723.3 020502	Ø 17,78 ALU
<b>Zubehörsatz, Bremsbacken</b>							
1.1 1.5 CRDi GLS 1.6	46 75 77	09/02→09/05 07/04→08/05 09/02→09/05	➡	→ 07/05; - ABS		03.0137-9292.2 669292	
1.1 1.4 i 1.5 CRDi 1.5 CRDi GLS	49 71 65 81	09/05→06/09 08/05→12/10 08/05→06/09 08/05→06/09	➡	→ 02/09; - ABS		03.0137-9292.2 669292	
1.3 1.3 1.5 CRDi	61 63 60	09/04→06/09 09/03→09/05 03/03→09/05	➡	→ 04/05; - ABS		03.0137-9292.2 669292	
1.3 i	60	09/02→03/04	➡	- ABS		03.0137-9292.2 669292	
1.6	78	06/05→12/06	➡	08/05→; - ABS		03.0137-9292.2 669292	
 <b>Bremstrommel</b>							
1.1 1.6	46 77	09/02→09/05 09/02→09/05	➡	→ 07/05; + ABS		24.0220-3038.1 480315	Ø 203,0 x 38,5 / 205,2
1.1 1.4 i 1.5 CRDi	49 71 65	09/05→06/09 08/05→12/10 08/05→06/09	➡	→ 02/09; + ABS		24.0220-3038.1 480315	Ø 203,0 x 38,5 / 205,2
↓							
















	kw				!#		
<b>HYUNDAI - GETZ (TB) 08/02→12/10</b>							
<b>Bremstrommel</b>							
1.3	61	09/04→06/09	➡	→ 04/05; + ABS		24.0220-3038.1 480315	Ø 203,0 x 38,5 / 205,2
1.3	63	09/03→09/05					
1.5 CRDi	60	03/03→09/05					
1.3 i	60	09/02→03/04	➡	+ ABS		24.0220-3038.1 480315	Ø 203,0 x 38,5 / 205,2
1.6	78	06/05→12/06	➡	08/05→; + ABS		24.0220-3038.1 480315	Ø 203,0 x 38,5 / 205,2
<b>Bremsbackensatz</b>							
1.1	46	09/02→09/05	➡	→ 07/05; + ABS		03.0137-0456.2 650456	Ø 203 x 32 + HEB
1.6	77	09/02→09/05	➡	→ 07/05		03.0520-4417.3 694417	Ø 203 x 32 Ø 17,78 + RZ / + Zub TopKit
1.1	49	09/05→06/09	➡	→ 02/09; + ABS		03.0137-0456.2 650456	Ø 203 x 32 + HEB
1.4 i	71	08/05→12/10					
1.5 CRDi	65	08/05→06/09	➡	→ 02/09		03.0520-4417.3 694417	Ø 203 x 32 Ø 17,78 + RZ / + Zub TopKit
1.3	61	09/04→06/09	➡	→ 04/05; + ABS		03.0137-0456.2 650456	Ø 203 x 32 + HEB
1.3	63	09/03→09/05					
1.5 CRDi	60	03/03→09/05	➡	→ 04/05		03.0520-4417.3 694417	Ø 203 x 32 Ø 17,78 + RZ / + Zub TopKit
1.3 i	60	09/02→03/04	➡	+ ABS		03.0137-0456.2 650456	Ø 203 x 32 + HEB
			➡			03.0520-4417.3 694417	Ø 203 x 32 Ø 17,78 + RZ / + Zub TopKit
1.5 CRDi GLS	75	07/04→08/05	➡	→ 07/05		03.0520-4417.3 694417	Ø 203 x 32 Ø 17,78 + RZ / + Zub TopKit
1.5 CRDi GLS	81	08/05→06/09	➡	→ 02/09		03.0520-4417.3 694417	Ø 203 x 32 Ø 17,78 + RZ / + Zub TopKit
1.6	78	06/05→12/06	➡	08/05→; + ABS		03.0137-0456.2 650456	Ø 203 x 32 + HEB
			➡	08/05→		03.0520-4417.3 694417	Ø 203 x 32 Ø 17,78 + RZ / + Zub TopKit
<b>Bremsbackensatz, Feststellbremse</b>							
1.4 i	71	08/05→12/10	➡	→ 02/09		03.0137-3024.2 653024	Ø 170 x 32 + HEB
1.5 CRDi	65	08/05→06/09					
1.5 CRDi GLS	81	08/05→06/09					
1.5 CRDi	60	03/03→09/05	➡	→ 04/05		03.0137-3024.2 653024	Ø 170 x 32 + HEB
1.5 CRDi GLS	75	07/04→08/05	➡	→ 07/05		03.0137-3024.2 653024	Ø 170 x 32 + HEB
1.6	77	09/02→09/05					
1.6	78	06/05→12/06	➡	08/05→		03.0137-3024.2 653024	Ø 170 x 32 + HEB
<b>Seilzug, Feststellbremse</b>							
1.1	46	09/02→09/05	➡	☐; → 07/05; + ABS; Trommelbremse		24.3727-3120.2 583120	L= 1.610
			➡	☐; → 07/05; + ABS; Trommelbremse		24.3727-3121.2 583121	L= 1.620
			➡	☐; → 07/05; - ABS; Trommelbremse		24.3727-3124.2 583124	L= 1.598
			➡	☐; → 07/05; - ABS; Trommelbremse		24.3727-3125.2 583125	L= 1.607
1.1	49	09/05→06/09	➡	☐; → 08/07; + ABS; Trommelbremse		24.3727-3120.2 583120	L= 1.610
			➡	☐; → 08/07; + ABS; Trommelbremse		24.3727-3121.2 583121	L= 1.620
			➡	☐; → 08/07; - ABS; Trommelbremse		24.3727-3124.2 583124	L= 1.598
			➡	☐; → 08/07; - ABS; Trommelbremse		24.3727-3125.2 583125	L= 1.607
1.3	61	09/04→06/09	➡	☐; → 04/05; + ABS; Trommelbremse		24.3727-3120.2 583120	L= 1.610
1.3	63	09/03→09/05	➡	☐; → 04/05; + ABS; Trommelbremse		24.3727-3121.2 583121	L= 1.620
			➡	☐; → 04/05; - ABS; Trommelbremse		24.3727-3124.2 583124	L= 1.598
			➡	☐; → 04/05; - ABS; Trommelbremse		24.3727-3125.2 583125	L= 1.607
1.3 i	60	09/02→03/04	➡	☐; + ABS; Trommelbremse		24.3727-3120.2 583120	L= 1.610
			➡	☐; + ABS; Trommelbremse		24.3727-3121.2 583121	L= 1.620
			➡	☐; - ABS; Trommelbremse		24.3727-3124.2 583124	L= 1.598
			➡	☐; - ABS; Trommelbremse		24.3727-3125.2 583125	L= 1.607
1.4 i	71	08/05→12/10	➡	☐; → 08/07; + ABS; Trommelbremse		24.3727-3120.2 583120	L= 1.610
1.5 CRDi	65	08/05→06/09	➡	☐; → 08/07; + ABS; Trommelbremse		24.3727-3121.2 583121	L= 1.620
			➡	☐; → 02/09; Scheibenbremse		24.3727-3122.2 583122	L= 1.597
			➡	☐; → 02/09; Scheibenbremse		24.3727-3123.2 583123	L= 1.610
			➡	☐; → 08/07; - ABS; Trommelbremse		24.3727-3124.2 583124	L= 1.598
			➡	☐; → 08/07; - ABS; Trommelbremse		24.3727-3125.2 583125	L= 1.607
1.5 CRDi	60	03/03→09/05	➡	☐; → 04/05; + ABS; Trommelbremse		24.3727-3120.2 583120	L= 1.610
↓							













	kw				!#		
<b>HYUNDAI - GETZ (TB) 08/02→12/10</b>							
 <b>Seilzug, Feststellbremse</b>							
1.5 CRDi	60	03/03→09/05	➡	<input type="checkbox"/> ; → 04/05; + ABS; Trommelbremse		24.3727-3121.2 583121	L= 1.620
			➡	<input type="checkbox"/> ; → 04/05; Scheibenbremse		24.3727-3122.2 583122	L= 1.597
			➡	<input type="checkbox"/> ; → 04/05; Scheibenbremse		24.3727-3123.2 583123	L= 1.610
			➡	<input type="checkbox"/> ; → 04/05; - ABS; Trommelbremse		24.3727-3124.2 583124	L= 1.598
			➡	<input type="checkbox"/> ; → 04/05; - ABS; Trommelbremse		24.3727-3125.2 583125	L= 1.607
1.5 CRDi GLS	75	07/04→08/05	➡	<input type="checkbox"/> ; → 07/05; Scheibenbremse		24.3727-3122.2 583122	L= 1.597
			➡	<input type="checkbox"/> ; → 07/05; Scheibenbremse		24.3727-3123.2 583123	L= 1.610
1.5 CRDi GLS	81	08/05→06/09	➡	<input type="checkbox"/> ; → 02/09; Scheibenbremse		24.3727-3122.2 583122	L= 1.597
			➡	<input type="checkbox"/> ; → 02/09; Scheibenbremse		24.3727-3123.2 583123	L= 1.610
1.6	77	09/02→09/05	➡	<input type="checkbox"/> ; → 07/05; + ABS; Trommelbremse		24.3727-3120.2 583120	L= 1.610
			➡	<input type="checkbox"/> ; → 07/05; + ABS; Trommelbremse		24.3727-3121.2 583121	L= 1.620
			➡	<input type="checkbox"/> ; → 07/05; Scheibenbremse		24.3727-3122.2 583122	L= 1.597
			➡	<input type="checkbox"/> ; → 07/05; Scheibenbremse		24.3727-3123.2 583123	L= 1.610
			➡	<input type="checkbox"/> ; → 07/05; - ABS; Trommelbremse		24.3727-3124.2 583124	L= 1.598
			➡	<input type="checkbox"/> ; → 07/05; - ABS; Trommelbremse		24.3727-3125.2 583125	L= 1.607
1.6	78	06/05→12/06	➡	<input type="checkbox"/> ; 08/05→; + ABS; Trommelbremse		24.3727-3120.2 583120	L= 1.610
			➡	<input type="checkbox"/> ; 08/05→; + ABS; Trommelbremse		24.3727-3121.2 583121	L= 1.620
			➡	<input type="checkbox"/> ; 08/05→; Scheibenbremse		24.3727-3122.2 583122	L= 1.597
			➡	<input type="checkbox"/> ; 08/05→; Scheibenbremse		24.3727-3123.2 583123	L= 1.610
			➡	<input type="checkbox"/> ; 08/05→; - ABS; Trommelbremse		24.3727-3124.2 583124	L= 1.598
			➡	<input type="checkbox"/> ; 08/05→; - ABS; Trommelbremse		24.3727-3125.2 583125	L= 1.607
<b>HYUNDAI - GRANDEUR (HG) 01/11→</b>							
 <b>Bremsbackensatz, Feststellbremse</b>							
2.4 16V	148	01/11→		→ 09/12; - eFSB		03.0137-3049.2 653049	Ø 167 x 26 - HEB
3.0	184	07/11→					
<b>HYUNDAI - GRAND SANTA FÉ 01/13→</b>							
 <b>Bremsbackensatz, Feststellbremse</b>							
2.2 CRDi Allrad	145	06/13→	➡			03.0137-3048.2 653048	Ø 189 x 27 - HEB
2.2 CRDi Allrad	147	10/15→					
3.3	183	01/14→					
3.3 Allrad	199	02/14→					
<b>HYUNDAI - H-1 / STAREX Großraumlimousine (A1) 06/97→12/07</b>							
 <b>Radbremszylinder</b>							
2.4	82	06/97→04/04	➡			24.3222-1744.3 020581	Ø 22,2 ALU
2.4	101	02/03→04/04					
2.4 4WD	82	02/98→04/04					
2.4 4WD	99	06/01→04/04					
2.5 D	57	10/97→04/04					
2.5 TCi	74	05/04→12/07					
2.5 TD	59	06/97→04/04					
2.5 TD 4WD	59	02/98→04/04					
2.6 TDiC	63	10/97→04/04					
2.4	107	11/01→04/04	➡	02/03→		24.3222-1744.3 020581	Ø 22,2 ALU
2.5 CRDi	85	06/97→04/04	➡	06/00→		24.3222-1744.3 020581	Ø 22,2 ALU
2.5 TCi	73	10/97→12/07	➡	06/00→ 04/04		24.3222-1744.3 020581	Ø 22,2 ALU
2.5 TD 4WD	74	11/01→04/04	➡	→ 09/02		24.3222-1744.3 020581	Ø 22,2 ALU
 <b>Bremsbackensatz</b>							
2.4	82	06/97→04/04	➡			03.0137-0488.2 650488	Ø 270 x 53 + HEB
2.4	101	02/03→04/04					
2.4 4WD	82	02/98→04/04					
2.4 4WD	99	06/01→04/04					
2.5 CRDi	120	12/02→04/04					
2.5 CRDi 4WD	103	12/02→04/04					
2.5 D	57	10/97→04/04					
2.5 TCi	74	05/04→12/07					
2.5 TD	59	06/97→04/04					
2.5 TD 4WD	59	02/98→04/04					
2.5 TD 4WD	73	03/01→04/04					
2.5 TD 4WD	74	11/01→04/04					
2.6 TDiC	63	10/97→04/04					
↓							












	kw				!#		
<b>HYUNDAI - H-1 / STAREX Großraumlimousine (A1) 06/97→12/07</b>							
 <b>Bremsbackensatz</b>							
2.4	107	11/01→04/04	➔	02/03→		03.0137-0488.2 650488	Ø 270 x 53 + HEB
2.5 CRDi	85	06/97→04/04	➔	06/00→		03.0137-0488.2 650488	Ø 270 x 53 + HEB
2.5 CRDi	103	12/02→04/04	➔	→ 04/04		03.0137-0488.2 650488	Ø 270 x 53 + HEB
2.5 TCi	73	10/97→12/07	➔	06/00→ 04/04		03.0137-0488.2 650488	Ø 270 x 53 + HEB
<b>HYUNDAI - H-1 Cargo (TQ) 02/08→</b>							
 <b>Bremsbackensatz, Feststellbremse</b>							
2.4	128	01/10→		09/10→		03.0137-3031.2 653031	Ø 209 x 40 - HEB
2.5 CRDi	81	02/08→	➔	+ ABS		03.0137-3031.2 653031	Ø 209 x 40 - HEB
2.5 CRDi	85	01/09→					
2.5 CRDi	94	01/09→					
2.5 CRDi	100	08/09→	➔			03.0137-3031.2 653031	Ø 209 x 40 - HEB
2.5 CRDi	120	02/08→					
2.5 CRDi	125	02/08→					
<b>HYUNDAI - H-1 Kasten (A1) 10/97→04/08</b>							
 <b>Radbremszylinder</b>							
2.4	82	03/00→04/04	➔			24.3222-1744.3 020581	Ø 22,2 ALU
2.5 TD	59	03/00→09/00	➔				
2.5 CRDi	103	08/03→12/07	➔	→ 04/04; - ABS		24.3222-1744.3 020581	Ø 22,2 ALU
2.5 TD	73	03/00→04/04	➔	→ 10/02		24.3222-1744.3 020581	Ø 22,2 ALU
2.5 TD	74	10/01→08/07					
 <b>Bremsbackensatz</b>							
2.4	82	03/00→04/04	➔			03.0137-0488.2 650488	Ø 270 x 53 + HEB
2.5 TD	59	03/00→09/00	➔				
2.5 TD	73	03/00→04/04	➔				
2.5 CRDi	81	07/01→04/04	➔	- ABS		03.0137-0488.2 650488	Ø 270 x 53 + HEB
2.5 CRDi	103	08/03→12/07	➔	→ 04/04; - ABS		03.0137-0488.2 650488	Ø 270 x 53 + HEB
2.5 TD	74	10/01→08/07	➔	→ 04/04		03.0137-0488.2 650488	Ø 270 x 53 + HEB
2.6 CRDi	79	10/97→12/07	➔	08/05→; - ABS		03.0137-0488.2 650488	Ø 270 x 53 + HEB
<b>HYUNDAI - H-1 Pritsche/Fahrgestell 06/00→10/05</b>							
 <b>Radbremszylinder</b>							
2.5 D	73	06/00→10/05	➔	☐; 09/00→ 10/02		24.3222-1744.3 020581	Ø 22,2 ALU
 <b>Bremsbackensatz</b>							
2.5 CRDi	103	12/02→10/05	➔	- ABS		03.0137-0488.2 650488	Ø 270 x 53 + HEB
2.5 D	73	06/00→10/05	➔	09/00→		03.0137-0488.2 650488	Ø 270 x 53 + HEB
<b>HYUNDAI - H-1 Travel (TQ) 02/08→</b>							
 <b>Bremsbackensatz, Feststellbremse</b>							
2.4	101	02/08→				03.0137-3031.2 653031	Ø 209 x 40 - HEB
2.5 CRDi	81	07/10→					
2.5 CRDi	94	02/08→					
2.5 CRDi	100	07/08→					
2.4 i	126	02/08→	➔			03.0137-3031.2 653031	Ø 209 x 40 - HEB
2.4 i	129	02/08→					
2.5 CRDi	125	05/08→					
2.5 CRDi	85	08/11→	➔	+ ABS		03.0137-3031.2 653031	Ø 209 x 40 - HEB
2.5 CRDi	120	05/08→				03.0137-3031.2 653031	Ø 209 x 40 - HEB
			➔			03.0137-3031.2 653031	Ø 209 x 40 - HEB
<b>HYUNDAI - H100 Bus (P) 07/93→10/04</b>							
<b>Zubehörsatz, Bremsbacken</b>							
2.4	84	01/97→03/00	➔			03.0137-9013.2 669013	TRW
2.4	90	07/93→03/00	➔				
2.5 D	57	12/94→03/00					
2.5 TD	59	07/93→03/00					
 <b>Bremsbackensatz</b>							
2.4	84	01/97→03/00	➔			03.0137-0036.2 650036	TRW Ø 254 x 57
2.4	90	07/93→03/00	➔				
2.5 D	57	12/94→03/00					
2.5 TD	59	07/93→03/00					














	kw				!#		
<b>HYUNDAI - H100 Kasten 07/93→12/04</b>							
 <b>Radbremszylinder</b>							
2.4 2.4	82 84	10/97→12/04 08/97→10/03	➔			24.3222-1744.3 020581	Ø 22,2 ALU
<b>Zubehörsatz, Bremsbacken</b>							
2.4 TD 2.5 D	90 57	07/93→07/97 12/94→03/00	➔			03.0137-9013.2 669013	TRW
2.5 TDiC	59	06/98→10/03	➔	→ 03/00		03.0137-9013.2 669013	TRW
 <b>Bremsbackensatz</b>							
2.4 2.4	82 84	10/97→12/04 08/97→10/03	➔			03.0137-0488.2 650488	Ø 270 x 53 + HEB
2.4 TD 2.5 D 2.6 D	90 57 57	07/93→07/97 12/94→03/00 10/99→12/04	➔			03.0137-0036.2 650036	TRW Ø 254 x 57
2.5 TDiC	59	06/98→10/03	➔	→ 03/00		03.0137-0036.2 650036	TRW Ø 254 x 57
<b>HYUNDAI - H100 Pick-up 05/96→10/01</b>							
<b>Zubehörsatz, Bremsbacken</b>							
2.5 D	57	05/96→10/01	➔	→ 03/00		03.0137-9013.2 669013	TRW
 <b>Bremsbackensatz</b>							
2.5 D	57	05/96→10/01	➔	→ 03/00		03.0137-0036.2 650036	TRW Ø 254 x 57
<b>HYUNDAI - H100 Pritsche/Fahrgestell 07/93→08/98</b>							
<b>Zubehörsatz, Bremsbacken</b>							
2.4 2.5 D 2.5 D	84 57 59	05/96→12/97 07/93→12/97 05/96→12/97	➔			03.0137-9013.2 669013	TRW
 <b>Bremsbackensatz</b>							
2.4 2.5 D 2.5 D	84 57 59	05/96→12/97 07/93→12/97 05/96→12/97	➔			03.0137-0036.2 650036	TRW Ø 254 x 57
<b>HYUNDAI - i10 (BA, IA) 08/13→</b>							
 <b>Radbremszylinder</b>							
1.0	49	08/13→	➔	→ 11/13		24.3215-1705.3 020596	Ø 15,87 ALU
 <b>Bremsbackensatz</b>							
1.0 LPG	49	02/14→	➔			03.0520-1515.3 690109	Ø 203 x 31 Ø 15,87 + RZ / + Zub TopKit
1.0	49	08/13→	➔	→ 11/13		03.0137-0524.2 650524 03.0520-1515.3 690109	Ø 203 x 31 + HEB Ø 203 x 31 Ø 15,87 + RZ / + Zub TopKit
<b>HYUNDAI - i10 (PA) 10/07→02/16</b>							
 <b>Radbremszylinder</b>							
1.0 1.1 1.1 1.1 LPG	51 50 51 51	01/11→12/17 11/08→12/13 04/11→12/13 04/11→12/13	➔	→ 11/13		24.3215-1705.3 020596	Ø 15,87 ALU
 <b>Bremsbackensatz</b>							
1.0 1.1 1.1 1.1 LPG	51 50 51 51	01/11→12/17 11/08→12/13 04/11→12/13 04/11→12/13	➔	→ 11/13		03.0137-0524.2 650524 03.0520-1515.3 690109	Ø 203 x 31 + HEB Ø 203 x 31 Ø 15,87 + RZ / + Zub TopKit
<b>HYUNDAI - i20 (GB, IB) 11/14→</b>							
 <b>Radbremszylinder</b>							
1.0 T-GDI 1.0 T-GDI 1.2 LPGI	74 88 61	01/16→ 01/16→ 11/14→	➔			24.3217-1731.3 020551	Ø 17,46 ALU
1.1 CRDi 1.2 1.2 1.4 1.4 CRDi ↓	55 55 62 74 66	11/14→ 11/14→ 11/14→ 11/14→ 11/14→	➔	12/14→		24.3217-1731.3 020551	Ø 17,46 ALU






























	kw				!#		
<b>HYUNDAI - i20 (GB, IB) 11/14 →</b>							
 <b>Bremsbackensatz</b>							
1.0 T-GDI	74	01/16 →	➔			03.0137-0517.2 650517	Ø 203 x 31 + HEB
1.0 T-GDI	88	01/16 →					
1.2 LPGI	61	11/14 →					
1.1 CRDi	55	11/14 →	➔	12/14 →		03.0137-0517.2 650517	Ø 203 x 31 + HEB
1.2	55	11/14 →					
1.2	62	11/14 →					
1.4	74	11/14 →					
1.4 CRDi	66	11/14 →					
<b>HYUNDAI - i20 (PB, PBT) 08/08 →</b>							
 <b>Radbremsszylinder</b>							
1.1 CRDi	55	03/12 → 12/15	➔	→ 12/14; - ESP		24.3217-1731.3 020551	Ø 17,46 ALU
1.2	63	03/12 → 12/15					
1.2	57	09/08 → 12/12	➔	- ESP		24.3217-1731.3 020551	Ø 17,46 ALU
 <b>Bremsbackensatz</b>							
1.1 CRDi	55	03/12 → 12/15	➔	→ 12/14; - ESP		03.0137-0524.2 650524	Ø 203 x 31 + HEB
1.2	63	03/12 → 12/15				03.0520-4917.3 694917	Ø 203 x 31 Ø 17,46 + RZ / + Zub TopKit
1.2	57	09/08 → 12/12	➔	- ESP		03.0137-0524.2 650524	Ø 203 x 31 + HEB
						03.0520-4917.3 694917	Ø 203 x 31 Ø 17,46 + RZ / + Zub TopKit
 <b>Bremsbackensatz, Feststellbremse</b>							
1.1 CRDi	55	03/12 → 12/15	➔	→ 12/14; + ESP		03.0137-3026.2 653026	Ø 167 x 32 + HEB
1.2	63	03/12 → 12/15					
1.4	74	09/08 → 12/15					
1.2	57	09/08 → 12/12	➔	+ ESP		03.0137-3026.2 653026	Ø 167 x 32 + HEB
1.6	93	09/08 → 12/12					
1.6 CRDi	85	09/08 → 12/12					
1.6 CRDi	94	01/09 → 12/12					
1.4 CRDi	55	09/08 → 12/12	➔	08/09 →; + ESP		03.0137-3026.2 653026	Ø 167 x 32 + HEB
1.4 CRDi	66	08/08 → 12/15	➔	09/08 → 12/14; + ESP		03.0137-3026.2 653026	Ø 167 x 32 + HEB
<b>HYUNDAI - i20 ACTIVE (IB, GB) 09/15 →</b>							
 <b>Radbremsszylinder</b>							
1.0 T-GDI	88	09/15 →	➔			24.3217-1731.3 020551	Ø 17,46 ALU
 <b>Bremsbackensatz</b>							
1.0 T-GDI	88	09/15 →	➔			03.0137-0517.2 650517	Ø 203 x 31 + HEB
<b>HYUNDAI - i20 Coupe (GB) 05/15 →</b>							
 <b>Radbremsszylinder</b>							
1.0 T-GDI	74	01/16 →	➔			24.3217-1731.3 020551	Ø 17,46 ALU
1.0 T-GDI	88	01/16 →					
1.1 CRDi	55	05/15 →					
1.2	62	05/15 →					
1.4	74	05/15 →					
1.4 CRDi	66	05/15 →					
 <b>Bremsbackensatz</b>							
1.0 T-GDI	74	01/16 →	➔			03.0137-0517.2 650517	Ø 203 x 31 + HEB
1.0 T-GDI	88	01/16 →					
1.1 CRDi	55	05/15 →					
1.2	62	05/15 →					
1.4	74	05/15 →					
1.4 CRDi	66	05/15 →					
<b>HYUNDAI - i30 (FD) 10/07 → 05/12</b>							
 <b>Bremsbackensatz, Feststellbremse</b>							
1.4	77	10/07 → 11/11	➔	→ 10/11		03.0137-3029.2 653029	Ø 167 x 26 - HEB
1.4	80	10/07 → 11/11					
1.6	85	10/07 → 11/11					
1.6	90	10/07 → 11/11					
1.6	93	02/08 → 11/11					
1.6 CRDi	66	10/07 → 11/11					
1.6 CRDi	85	10/07 → 11/11					
1.6 CRDi	94	01/10 → 11/11					
2.0	105	10/07 → 11/11					
2.0 CRDi	103	10/07 → 11/11					
2.0 CRDi	100	10/07 → 11/11	➔	02/08 → 10/11		03.0137-3029.2 653029	Ø 167 x 26 - HEB
↓							

	kw				!#		
<b>HYUNDAI - i30 (FD) 10/07→05/12</b>							
 <b>Seilzug, Feststellbremse</b>							
1.4	77	10/07→11/11	➡	<input type="checkbox"/> ; → 10/11; Scheibenbremse		24.3727-3114.2 583114	L= 1.674
1.4	80	10/07→11/11	➡	<input type="checkbox"/> ; → 10/11; Scheibenbremse		24.3727-3115.2 583115	L= 1.672
1.6	85	10/07→11/11					
1.6	90	10/07→11/11					
1.6	93	02/08→11/11					
1.6 CRDi	66	10/07→11/11					
1.6 CRDi	85	10/07→11/11					
1.6 CRDi	94	01/10→11/11					
2.0	105	10/07→11/11					
2.0 CRDi	103	10/07→11/11					
2.0 CRDi	100	10/07→11/11	➡	<input type="checkbox"/> ; 02/08→ 10/11; Scheibenbremse		24.3727-3114.2 583114	L= 1.674
			➡	<input type="checkbox"/> ; 02/08→ 10/11; Scheibenbremse		24.3727-3115.2 583115	L= 1.672
<b>HYUNDAI - i30 (GD) 06/11→</b>							
 <b>Seilzug, Feststellbremse</b>							
1.4	73	12/11→12/15	➡	<input type="checkbox"/> ; - eFSB; Scheibenbremse		24.3727-3126.2 583126	L= 1.746
1.4	74	12/14→12/16	➡	<input type="checkbox"/> ; - eFSB; Scheibenbremse		24.3727-3127.2 583127	L= 1.885
1.4 CRDi	66	12/11→12/16					
1.6	88	01/12→12/16					
1.6	95	12/11→12/15					
1.6 CRDi	94	12/11→12/15					
1.6 CRDi	100	11/11→12/16					
1.6 GDI	99	12/11→12/16					
1.6 T-GDI	137	01/15→					
1.6 CRDi	81	12/11→12/16	➡	<input type="checkbox"/> ; 06/12→; - eFSB; Scheibenbremse		24.3727-3126.2 583126	L= 1.746
			➡	<input type="checkbox"/> ; 06/12→; - eFSB; Scheibenbremse		24.3727-3127.2 583127	L= 1.885
<b>HYUNDAI - i30 Coupe 05/13→</b>							
 <b>Seilzug, Feststellbremse</b>							
1.4	73	05/13→	➡	<input type="checkbox"/> ; - eFSB; Scheibenbremse		24.3727-3126.2 583126	L= 1.746
1.4	74	12/14→	➡	<input type="checkbox"/> ; - eFSB; Scheibenbremse		24.3727-3127.2 583127	L= 1.885
1.6 CRDi	81	11/15→					
1.6 CRDi	100	12/14→					
1.6 GDI	99	05/13→					
1.6 T-GDI	137	01/15→					
1.4 CRDi	66	05/13→					
1.6 CRDi	94	05/13→					
1.6 MPI	88	11/16→					
1.4 CRDi	66	05/13→	➡	<input type="checkbox"/> ; - eFSB		24.3727-3126.2 583126	L= 1.746
1.6 CRDi	94	05/13→	➡	<input type="checkbox"/> ; - eFSB		24.3727-3127.2 583127	L= 1.885
1.6 MPI	88	11/16→					
<b>HYUNDAI - i30 Kombi (FD) 10/07→06/12</b>							
 <b>Bremsbackensatz, Feststellbremse</b>							
1.4	77	10/07→06/12		02/08→		03.0137-3029.2 653029	Ø 167 x 26 - HEB
1.4	80	11/09→06/12				03.0137-3029.2 653029	Ø 167 x 26 - HEB
1.6	85	02/08→06/12					
1.6	90	02/08→06/12					
1.6	93	02/08→06/12					
1.6 CRDi	66	02/08→06/12					
1.6 CRDi	85	02/08→06/12					
1.6 CRDi	94	01/10→06/12					
2.0	105	02/08→06/12					
2.0 CRDi	103	02/08→06/12					
2.0 CRDi	100	10/08→06/12					
 <b>Seilzug, Feststellbremse</b>							
1.4	77	10/07→06/12	➡	<input type="checkbox"/> ; 02/08→; Scheibenbremse		24.3727-3116.2 583116	L= 1.715
			➡	<input type="checkbox"/> ; 02/08→; Scheibenbremse		24.3727-3117.2 583117	L= 1.705
1.4	80	11/09→06/12	➡	<input type="checkbox"/> ; Scheibenbremse		24.3727-3116.2 583116	L= 1.715
1.6	85	02/08→06/12	➡	<input type="checkbox"/> ; Scheibenbremse		24.3727-3117.2 583117	L= 1.705
1.6	90	02/08→06/12					
1.6	93	02/08→06/12					
1.6 CRDi	66	02/08→06/12					
1.6 CRDi	85	02/08→06/12					
1.6 CRDi	94	01/10→06/12					
2.0	105	02/08→06/12					
2.0 CRDi	103	02/08→06/12					
2.0 CRDi	100	10/08→06/12	➡	<input type="checkbox"/> ; 01/10→; Scheibenbremse		24.3727-3116.2 583116	L= 1.715
			➡	<input type="checkbox"/> ; 01/10→; Scheibenbremse		24.3727-3117.2 583117	L= 1.705
<b>HYUNDAI - i30 Kombi (GD) 06/12→</b>							
 <b>Bremsbackensatz, Feststellbremse</b>							
1.6	88	06/12→		→ 06/12		03.0137-3029.2 653029	Ø 167 x 26 - HEB
↓							



















	kw				!#		
<b>HYUNDAI - i30 Kombi (GD) 06/12→</b>							
 <b>Seilzug, Feststellbremse</b>							
1.4	73	06/12→12/15	➔	☐; - eFSB; Scheibenbremse		24.3727-3126.2 583126	L= 1.746
1.4	74	01/15→					
1.4 CRDi	66	06/12→	➔	☐; - eFSB; Scheibenbremse		24.3727-3127.2 583127	L= 1.885
1.6	95	06/12→12/15					
1.6 CRDi	81	06/12→					
1.6 CRDi	94	06/12→12/15					
1.6 CRDi	100	01/15→					
1.6 GDI	99	06/12→					
1.6	88	06/12→	➔	☐; → 06/12; Scheibenbremse		24.3727-3116.2 583116	L= 1.715
			➔	☐; → 06/12; Scheibenbremse		24.3727-3117.2 583117	L= 1.705
			➔	☐; - eFSB; Scheibenbremse		24.3727-3126.2 583126	L= 1.746
			➔	☐; - eFSB; Scheibenbremse		24.3727-3127.2 583127	L= 1.885
<b>HYUNDAI - ix35 (LM, EL, ELH) 08/09→</b>							
 <b>Bremsbackensatz, Feststellbremse</b>							
1.6	99	11/10→		→ 12/15		03.0137-3029.2 653029	Ø 167 x 26 - HEB
1.7 CRDi	85	11/10→					
2.0 CRDi	130	01/12→					
2.0 CRDi	135	01/12→					
2.0 GDi	122	08/13→					
2.0	120	01/10→		04/10→ 07/13		03.0137-3029.2 653029	Ø 167 x 26 - HEB
2.0	122	01/10→				03.0137-3029.2 653029	Ø 167 x 26 - HEB
2.0 GDI	110	08/13→12/15					
2.0 GDI 4WD	110	08/13→12/15					
2.0 4WD	116	09/14→	➔			03.0137-3030.2 653030	Ø 189 x 40 + HEB
2.0 4WD	120	01/10→		04/10→ 07/13		03.0137-3030.2 653030	Ø 189 x 40 + HEB
2.0 CRDi	100	01/10→		04/10→ 12/15		03.0137-3029.2 653029	Ø 167 x 26 - HEB
2.0 CRDi 4WD	100	01/10→		04/10→ 12/15		03.0137-3030.2 653030	Ø 189 x 40 + HEB
2.0 CRDi 4WD	135	01/10→					
2.0 CRDi 4WD	130	01/11→		01/12→ 12/15		03.0137-3030.2 653030	Ø 189 x 40 + HEB
2.0 CVVT	110	08/09→		→ 07/13		03.0137-3029.2 653029	Ø 167 x 26 - HEB
2.0 CVVT AWD	110	08/09→					
2.0 GDi 4WD	122	08/13→		→ 12/15		03.0137-3030.2 653030	Ø 189 x 40 + HEB
2.4 DCVVT-I 4WD	128	07/10→12/13				03.0137-3030.2 653030	Ø 189 x 40 + HEB
<b>HYUNDAI - ix55 09/06→</b>							
 <b>Bremsbackensatz, Feststellbremse</b>							
3.0 V6 CRDi 4WD	176	09/08→12/11				03.0137-3031.2 653031	Ø 209 x 40 - HEB
3.0 V6 CRDi 4WD	184	09/11→12/12					
3.8 V6	194	01/11→		→ 12/12		03.0137-3031.2 653031	Ø 209 x 40 - HEB
3.8 V6 4WD	194	01/11→					
3.8 V6 4WD	191	01/07→		01/08→ 12/12		03.0137-3031.2 653031	Ø 209 x 40 - HEB
<b>HYUNDAI - LANTRA II (J-2) 06/95→12/00</b>							
<b>Zubehörsatz, Bremsbacken</b>							
1.5 12V	65	12/96→09/00	➔	→ 05/00		03.0137-9270.2 669270	
1.6 16V	84	11/95→09/00					
1.6 i	66	11/95→09/00					
1.9 D	50	03/98→09/00					
2.0 16V	102	08/96→09/00					
2.0	100	04/97→05/00	➔			03.0137-9270.2 669270	
 <b>Bremsbackensatz</b>							
1.5 12V	65	12/96→09/00	➔	→ 05/00; - ABS		03.0137-0369.2 650369	Ø 203 x 39 + HEB
1.6 16V	84	11/95→09/00					
1.6 i	66	11/95→09/00					
1.9 D	50	03/98→09/00					
2.0 16V	102	08/96→09/00					
2.0	100	04/97→05/00	➔	- ABS		03.0137-0369.2 650369	Ø 203 x 39 + HEB
 <b>Seilzug, Feststellbremse</b>							
1.5 12V	65	12/96→09/00	➔	☐; → 05/00; + ABS; Scheibenbremse		24.3727-3106.2 583106	L= 1.428
			➔	☐; → 05/00; + ABS; Scheibenbremse		24.3727-3107.2 583107	L= 1.436
1.5 16V	76	11/95→10/00	➔	☐; Scheibenbremse		24.3727-3106.2 583106	L= 1.428
1.6 16V	76	11/95→10/00					
1.9 D	50	03/98→09/00	➔	☐; Scheibenbremse		24.3727-3107.2 583107	L= 1.436
2.0	100	04/97→05/00					
1.6 16V	84	11/95→09/00	➔	☐; → 05/00; Scheibenbremse		24.3727-3106.2 583106	L= 1.428
1.6 i	66	11/95→09/00					
1.8 16V	94	11/95→09/00	➔	☐; → 05/00; Scheibenbremse		24.3727-3107.2 583107	L= 1.436
2.0 16V	102	08/96→09/00					












	kW				!#		
<b>HYUNDAI - LANTRA II Kombi (J-2) 06/95→10/00</b>							
<b>Zubehörsatz, Bremsbacken</b>							
1.5 12V	65	04/97→10/00	➔	→ 05/00		03.0137-9270.2	669270
1.6 16V	84	02/96→10/00					
1.6 i	66	02/96→10/00					
1.9 D	50	03/98→10/00					
2.0 16V	102	11/95→10/00					
2.0	100	04/97→05/00	➔			03.0137-9270.2	669270
<b> Bremsbackensatz</b>							
1.5 12V	65	04/97→10/00	➔	→ 05/00; - ABS		03.0137-0369.2	650369 Ø 203 x 39 + HEB
1.6 16V	84	02/96→10/00					
1.6 i	66	02/96→10/00					
1.9 D	50	03/98→10/00					
2.0 16V	102	11/95→10/00					
2.0	100	04/97→05/00	➔	- ABS		03.0137-0369.2	650369 Ø 203 x 39 + HEB
<b> Seilzug, Feststellbremse</b>							
1.5 12V	65	04/97→10/00	➔	☐; → 05/00; + ABS; Scheibenbremse	24.3727-3106.2	583106	L= 1.428
			➔	☐; → 05/00; + ABS; Scheibenbremse	24.3727-3107.2	583107	L= 1.436
1.6 16V	84	02/96→10/00	➔	☐; → 05/00; Scheibenbremse	24.3727-3106.2	583106	L= 1.428
			➔	☐; → 05/00; Scheibenbremse	24.3727-3107.2	583107	L= 1.436
1.6 i	66	02/96→10/00	➔	☐; → 05/00; Scheibenbremse	24.3727-3106.2	583106	L= 1.428
			➔	☐; → 05/00; Scheibenbremse	24.3727-3107.2	583107	L= 1.436
1.8 16V	94	02/96→10/00	➔	☐; → 05/00; Scheibenbremse	24.3727-3106.2	583106	L= 1.428
			➔	☐; → 05/00; Scheibenbremse	24.3727-3107.2	583107	L= 1.436
2.0 16V	102	11/95→10/00	➔	☐; → 05/00; Scheibenbremse	24.3727-3106.2	583106	L= 1.428
			➔	☐; → 05/00; Scheibenbremse	24.3727-3107.2	583107	L= 1.436
1.9 D	50	03/98→10/00	➔	☐; → 09/00; Scheibenbremse	24.3727-3106.2	583106	L= 1.428
			➔	☐; → 09/00; Scheibenbremse	24.3727-3107.2	583107	L= 1.436
2.0	100	04/97→05/00	➔	☐; Scheibenbremse	24.3727-3106.2	583106	L= 1.428
			➔	☐; Scheibenbremse	24.3727-3107.2	583107	L= 1.436
<b>HYUNDAI - MATRIX (FC) 06/01→08/10</b>							
<b> Radbremszylinder</b>							
1.5	75	06/01→08/10	➔	- ABS	24.3219-1743.3	020485	Ø 19,05 ALU
1.5 CRDi	60	10/01→08/10					
1.5 CRDi	75	12/04→08/10					
1.5 CRDi VGT	81	08/05→08/10					
1.6	66	01/02→12/05					
1.6	76	06/01→08/10					
<b> Bremsbackensatz</b>							
1.5	75	06/01→08/10	➔	- ABS	03.0137-0437.2	650437	Ø 203 x 38 + HEB
1.5 CRDi	60	10/01→08/10					
1.5 CRDi	75	12/04→08/10					
1.5 CRDi VGT	81	08/05→08/10					
1.6	66	01/02→12/05					
1.6	76	06/01→08/10					
<b> Bremsbackensatz, Feststellbremse</b>							
1.5	75	06/01→08/10	➔	- ABS	03.0137-3025.2	653025	Ø 170 x 27 - HEB
1.5 CRDi	60	10/01→08/10	➔	+ ABS	03.0137-3025.2	653025	Ø 170 x 27 - HEB
			➔				
1.5 CRDi	75	12/04→08/10					
1.5 CRDi VGT	81	08/05→08/10					
1.6	66	01/02→12/05					
1.6	76	06/01→08/10					
1.8	90	06/01→08/10	➔		03.0137-3025.2	653025	Ø 170 x 27 - HEB
<b>HYUNDAI - SANTA FÉ I (SM) 11/00→03/06</b>							
<b> Bremsbackensatz, Feststellbremse</b>							
2.0	99	08/01→03/06	➔	→ 02/06; + ABS	03.0137-3004.2	653004	Ø 190 x 40 + HEB
2.0 CRDi	83	08/01→03/06					
2.0 CRDi 4x4	83	04/01→03/06					
2.0 CRDi 4x4	92	08/03→03/06					
2.4 16V	100	02/01→03/06					
2.4 16V	107	02/01→03/06					
2.4 16V 4x4	100	02/01→03/06					
2.4 16V 4x4	107	02/01→03/06					
2.7 V6 4x4	127	02/01→03/06					
2.0 CRDi Allrad	107	11/03→02/06	➔	+ ABS	03.0137-3004.2	653004	Ø 190 x 40 + HEB
2.7 4x4	129	09/02→12/04					
2.7	129	08/04→03/06		03/06→	03.0137-3032.2	653032	Ø 189 x 31 - HEB
2.7 4x4	132	11/00→03/06	➔	02/01→ 02/06; + ABS	03.0137-3004.2	653004	Ø 190 x 40 + HEB
<b> Seilzug, Feststellbremse</b>							
2.0	99	08/01→03/06	➔	☐; → 02/06; + ABS; Scheibenbremse	24.3727-3108.2	583108	L= 1.775
↓							












	kW				!#		
<b>HYUNDAI - SANTA FÉ I (SM) 11/00→03/06</b>							
 <b>Seilzug, Feststellbremse</b>							
2.0 CRDi	83	08/01→03/06	➔	☐; → 02/06; + ABS; Scheibenbremse		24.3727-3109.2 583109	L= 1.741
2.0 CRDi 4x4	83	04/01→03/06					
2.0 CRDi 4x4	92	08/03→03/06					
2.4 16V	100	02/01→03/06					
2.4 16V	107	02/01→03/06					
2.4 16V 4x4	100	02/01→03/06					
2.4 16V 4x4	107	02/01→03/06					
2.7 V6 4x4	127	02/01→03/06					
2.0 CRDi Allrad	107	11/03→02/06	➔	☐; + ABS; Scheibenbremse		24.3727-3108.2 583108	L= 1.775
2.7 4x4	129	09/02→12/04	➔	☐; + ABS; Scheibenbremse		24.3727-3109.2 583109	L= 1.741
2.7 4x4	132	11/00→03/06	➔	☐; 02/01→ 02/06; + ABS; Scheibenbremse		24.3727-3108.2 583108	L= 1.775
			➔	☐; 02/01→ 02/06; + ABS; Scheibenbremse		24.3727-3109.2 583109	L= 1.741
<b>HYUNDAI - SANTA FÉ II (CM) 10/05→12/12</b>							
 <b>Bremsbackensatz, Feststellbremse</b>							
2.0 CRDi	110	12/10→12/12		→ 08/12		03.0137-3052.2 653052	Ø 189 x 27 - HEB
2.0 CRDi 4x4	110	12/10→12/12				03.0137-3052.2 653052	Ø 189 x 27 - HEB
2.2 CRDi	147	01/09→12/10					
2.2 CRDi 4x4	147	01/09→12/12					
2.2 CRDi	102	03/06→12/12		→ 08/07		03.0137-3032.2 653032	Ø 189 x 31 - HEB
2.2 CRDi 4x4	102	03/06→12/12					
2.2 CRDi	114	03/06→12/09				03.0137-3032.2 653032	Ø 189 x 31 - HEB
2.2 CRDi 4x4	114	03/06→12/09					
2.2 CRDi GLS	110	03/06→12/09					
2.2 CRDi GLS 4x4	110	03/06→12/09					
2.7 V6 GLS	139	03/06→12/09					
2.7 V6 GLS 4x4	139	03/06→12/09					
2.2 CRDi	145	01/09→12/12		10/09→ 11/10		03.0137-3027.2 653027	Ø 189 x 26 - HEB
2.2 CRDi 4x4	145	01/09→12/12		→ 09/09		03.0137-3032.2 653032	Ø 189 x 31 - HEB
				12/10→		03.0137-3052.2 653052	Ø 189 x 27 - HEB
2.4	128	11/10→12/12		→ 11/10		03.0137-3027.2 653027	Ø 189 x 26 - HEB
2.4 4x4	128	07/10→12/12		12/10→		03.0137-3052.2 653052	Ø 189 x 27 - HEB
2.7	125	03/06→12/12		→ 12/11		03.0137-3032.2 653032	Ø 189 x 31 - HEB
2.7 4x4	125	03/06→12/12					
2.7 4x4	147	01/07→12/12		→ 09/11		03.0137-3032.2 653032	Ø 189 x 31 - HEB
<b>HYUNDAI - SANTA FÉ III (DM) 09/12→</b>							
 <b>Bremsbackensatz, Feststellbremse</b>							
2.0 CRDi	110	09/12→	➔			03.0137-3048.2 653048	Ø 189 x 27 - HEB
2.0 CRDi	136	05/15→					
2.0 CRDi 4WD	110	09/12→					
2.0 CRDi 4WD	136	09/12→					
2.2 CRDi	145	09/12→12/15					
2.2 CRDi	147	10/15→					
2.2 CRDi 4WD	145	09/12→12/15					
2.2 CRDi 4WD	147	10/15→					
2.4	141	09/12→12/15					
2.4 4WD	141	09/12→12/15					
2.4 CCVT	129	09/12→					
2.4 CCVT AWD	129	09/12→					
2.4 GDI	138	05/15→					
2.4 GDI 4WD	138	05/15→					
<b>HYUNDAI - S COUPE (SLC) 02/90→05/96</b>							
<b>Zubehörsatz, Bremsbacken</b>							
1.5 i	65	04/92→05/96	➔	06/92→ 04/96		03.0137-9277.2 669277	
1.5 i Turbo	85	04/91→05/96	➔	06/92→		03.0137-9277.2 669277	
 <b>Bremsbackensatz</b>							
1.5 i	65	04/92→05/96	➔	06/92→ 04/96		03.0137-0367.2 650367	Ø 180 x 37 + HEB
1.5 i Turbo	85	04/91→05/96	➔	06/92→		03.0137-0367.2 650367	Ø 180 x 37 + HEB
<b>HYUNDAI - SONATA IV (EF) 03/98→12/05</b>							
 <b>Bremsbackensatz, Feststellbremse</b>							
2.0	100	04/01→11/04	➔	10/01→; + ABS		03.0137-3024.2 653024	Ø 170 x 32 + HEB
2.0 16V	96	10/01→11/04	➔	+ ABS		03.0137-3024.2 653024	Ø 170 x 32 + HEB
2.0 16V	106	10/01→11/04					
2.7 V6	127	10/01→11/04					
2.7 V6	129	11/02→11/04					
↓							









	kW					#		
<b>HYUNDAI - SONATA IV (EF) 03/98→12/05</b>								
 <b>Bremsbackensatz, Feststellbremse</b>								
2.7 i V6	132	10/01→05/05	➔		→ 12/04; + ABS		03.0137-3024.2 653024	Ø 170 x 32 + HEB
<b>HYUNDAI - SONATA V (NF) 12/04→11/12</b>								
 <b>Bremsbackensatz, Feststellbremse</b>								
2.0 CRDi	100	02/06→12/10	➔				03.0137-3025.2 653025	Ø 170 x 27 - HEB
2.0 CRDi	103	02/06→12/10						
2.0 CRDi	110	03/09→12/10						
2.0 GLSi	119	07/08→12/10						
2.0 VVTi GLS	106	05/05→12/10						
2.0 VVTi GLS	121	01/08→12/10						
2.4	119	01/05→12/10						
2.4	125	06/08→12/09						
2.4	128	06/08→12/10						
3.3	171	01/05→12/10						
3.3	173	06/05→12/10						
3.3	184	01/08→12/10						
<b>HYUNDAI - TERRACAN (HP) 06/01→03/08</b>								
 <b>Bremsbackensatz, Feststellbremse</b>								
2.5 TD	74	12/01→12/06	➔				03.0137-3014.2 653014	Ø 190 x 40 - HEB
2.9 CRDi	110	11/01→07/03						
2.9 CRDi 4WD	120	11/03→12/06						
3.5 i V6 4WD	143	12/01→12/06						
3.5 i V6 4WD	147	12/01→12/06						
2.9 CRDi 4WD	110	12/01→12/06	➔		→ 07/03		03.0137-3014.2 653014	Ø 190 x 40 - HEB
<b>HYUNDAI - TUCSON (JM) 08/04→11/10</b>								
 <b>Bremsbackensatz, Feststellbremse</b>								
2.0	104	08/04→03/10	➔		→ 03/10		03.0137-3016.2 653016	Ø 167 x 27 - HEB
2.0	105	01/07→01/12						
2.0 Allrad	104	08/04→03/10	➔				03.0137-3004.2 653004	Ø 190 x 40 + HEB
2.0 CRDi Allrad	83	08/04→03/10						
2.0 CRDi Allrad	88	01/07→03/10						
2.0 CRDi Allrad	100	01/06→03/10						
2.0 CRDi Allrad	103	01/06→03/10						
2.0 CRDi Allrad	110	01/09→03/10						
2.7	129	08/04→12/09						
2.0 Allrad	105	07/05→11/10	➔		→ 03/10		03.0137-3004.2 653004	Ø 190 x 40 + HEB
2.7 Allrad	129	08/04→03/10						
2.0 CRDi	83	08/04→03/10	➔				03.0137-3016.2 653016	Ø 167 x 27 - HEB
2.0 CRDi	88	01/07→03/10						
2.0 CRDi	100	01/06→03/10						
2.0 CRDi	103	01/06→03/10						
2.0 CRDi	110	01/09→03/10						
<b>INFINITI - FX 07/08→</b>								
 <b>Bremsbackensatz, Feststellbremse</b>								
30d AWD	175	04/10→					03.0137-3041.2 653041	Ø 190 x 33 - HEB
37 AWD	235	10/08→						
50 AWD	287	10/08→						
50 AWD	309	06/13→						
<b>INFINITI - M (Y51) 03/10→</b>								
 <b>Bremsbackensatz, Feststellbremse</b>								
25	163	07/10→					03.0137-3041.2 653041	Ø 190 x 33 - HEB
30d	175	03/10→						
35h	225	04/11→						
37	235	03/10→						
56 X	300	03/10→						
56	300	03/10→			01/12→		03.0137-3041.2 653041	Ø 190 x 33 - HEB
<b>INFINITI - M35 01/05→</b>								
 <b>Bremsbackensatz, Feststellbremse</b>								
3.5 h	268	01/10→			04/11→		03.0137-3041.2 653041	Ø 190 x 33 - HEB
<b>INFINITI - M37 01/10→</b>								
 <b>Bremsbackensatz, Feststellbremse</b>								
3.7 Allrad	246	01/11→			01/12→		03.0137-3041.2 653041	Ø 190 x 33 - HEB
<b>INFINITI - Q50 04/13→</b>								
 <b>Bremsbackensatz, Feststellbremse</b>								
50 Red	298	09/15→					03.0137-3041.2 653041	Ø 190 x 33 - HEB





























	kw						
<b>INFINITI - Q60 Coupe 09/16→</b>							
 <b>Bremsbackensatz, Feststellbremse</b>							
2.0 T	155	09/16→				03.0137-3041.2 653041	Ø 190 x 33 - HEB
3.0 T AWD	298	09/16→					
<b>INFINITI - Q70 (Y51) 03/13→</b>							
 <b>Bremsbackensatz, Feststellbremse</b>							
2.2 D	125	10/14→				03.0137-3041.2 653041	Ø 190 x 33 - HEB
3.0	175	03/13→					
3.5 Hybrid	225	03/13→					
3.7	235	03/13→					
5.6 AWD	300	01/15→					
<b>INFINITI - QX60 04/12→</b>							
 <b>Bremsbackensatz, Feststellbremse</b>							
3.5 AWD	195	04/12→		11/12→ 12/14		03.0137-3041.2 653041	Ø 190 x 33 - HEB
<b>INFINITI - QX70 08/13→</b>							
 <b>Bremsbackensatz, Feststellbremse</b>							
3.7 AWD	235	08/13→				03.0137-3041.2 653041	Ø 190 x 33 - HEB
30d AWD	175	08/13→					
37 AWD	245	02/14→					
50 AWD	287	08/13→					
50 AWD	294	08/13→					
<b>ISUZU - D-MAX I (TFR, TFS) 05/02→10/12</b>							
 <b>Radbremszylinder</b>							
2.5 DiTD (TFR86_)	74	10/02→06/12	➔	→ 05/03		24.3225-1702.3 020425	Ø 25,4 GG
2.5 DiTD 4x4 (TFS86_)	74	05/02→06/12					
2.5 DiTD (TFR86_)	100	10/06→06/12	➔	10/07→ 05/12		24.3223-1710.3 020557	Ø 23,81 ALU
3.0 DiTD (TFR85_)	120	01/07→06/12					
2.5 DiTD 4x4 (TFS86_)	100	01/07→06/12	➔	→ 05/12		24.3223-1710.3 020557	Ø 23,81 ALU
3.0 DiTD 4x4 (TFS85_)	120	01/07→06/12					
3.0 DiTD 4x4 (TFS85_)	96	05/02→06/12	➔	06/03→ 05/12		24.3223-1710.3 020557	Ø 23,81 ALU
			➔	→ 05/03		24.3225-1702.3 020425	Ø 25,4 GG
 <b>Bremsbackensatz</b>							
2.5 DiTD (TFR86_)	74	10/02→06/12	➔	→ 05/03		03.0137-0445.2 650445	Ø 294 x 47 - HEB
2.5 DiTD 4x4 (TFS86_)	74	05/02→06/12					
3.0 DiTD 4x4 (TFS85_)	96	05/02→06/12					
<b>ISUZU - D-MAX I Pritsche/Fahrgestell (TFR, TFS) 01/07→06/12</b>							
 <b>Radbremszylinder</b>							
3.0 D 4x4	120	01/07→06/12	➔	→ 05/12		24.3223-1710.3 020557	Ø 23,81 ALU
<b>ISUZU - D-MAX II (TFR, TFS) 06/12→</b>							
 <b>Radbremszylinder</b>							
2.5 CRDi (TFR86_)	120	06/12→	➔			24.3223-1710.3 020557	Ø 23,81 ALU
2.5 CRDi 4x4 (TFS86_)	120	06/12→					
<b>ISUZU - D-MAX II Pritsche/Fahrgestell (TFR, TFS) 06/12→</b>							
 <b>Radbremszylinder</b>							
2.5 CRDi	120	06/12→	➔			24.3223-1710.3 020557	Ø 23,81 ALU
2.5 CRDi 4WD	120	06/12→					
<b>IVECO - DAILY II Bus 01/89→05/99</b>							
 <b>Radbremszylinder</b>							
A 45-10 (94159111, 94159131, 94159211, 94159311,....)	76	01/91→04/96	➔			24.3220-1106.3 020217	Ø 20,64 GG
A 45-10 (95739111, 95739131, 95739311, 95739317,....)	76	05/96→05/99	➔	→ 04/99		24.3220-1106.3 020217	Ø 20,64 GG
<b>IVECO - DAILY II Kasten/Kombi 01/89→05/99</b>							
 <b>Radbremszylinder</b>							
35-8 (12934104, 12934111, 12934112, 12934117, 12934124,....)	55	01/91→08/98	➔			24.3217-1113.3 020176	Ø 17,46 ALU
35-8 (12934104, 12934111, 12934112, 12934117, 12934124,....)	60	01/91→08/98					

	kw				!#		
<b>IVECO - DAILY II Kasten/Kombi 01/89→05/99</b>							
 <b>Radbremsszylinder</b>							
35-8 (14934104, 14934111, 14934204, 14934205, 14934211,....)	62	09/98→05/99	➔	→ 04/99		24.3217-1113.3 020176	Ø 17,46 ALU
45-10 V (13034204, 13034211, 13034212, 13034224,....)	76	01/89→04/96	➔			24.3220-1106.3 020217	Ø 20,64 GG
49-10 V (13054204, 13054211, 13054212, 13054215,....)	76	01/89→04/96					
 <b>Bremsbackensatz</b>							
30-8 (12914111, 12914112, 12914117, 12914131, 12914137,....)	55	01/89→08/98	➔	für Einfachbereifung		03.0137-0309.2 650309	Ø 254 x 70
30-8 (12914111, 12914112, 12914117, 12914131, 12914137,....)	60	01/89→08/98					
30-8 (14914111, 14914117, 14914211, 14914217, 14915111,....)	60	01/89→08/98					
30-8 (14914111, 14914117, 14914211, 14914217, 14915111,....)	62	09/98→05/99	➔	→ 04/99; für Einfachbereifung		03.0137-0309.2 650309	Ø 254 x 70
30-8 V (14914111, 14914117, 14914211, 14914217, 14915111,....)	62	09/98→05/99					
35-8 (12934104, 12934111, 12934112, 12934117, 12934124,....)	55	01/91→08/98	➔	für Doppelbereifung		03.0137-0300.2 650300	Ø 254 x 89
35-8 (12934104, 12934111, 12934112, 12934117, 12934124,....)	60	01/91→08/98					
35-8 (14934104, 14934111, 14934204, 14934205, 14934211,....)	62	09/98→05/99	➔	→ 04/99; für Doppelbereifung		03.0137-0300.2 650300	Ø 254 x 89
 <b>Bremsbackensatz, Feststellbremse</b>							
35-10 (12974212, 12974217, 12974417)	68	09/96→08/98	➔			03.0137-3005.2 653005	Ø 172 x 42 - HEB
35-10 (12974212, 12974217, 13014111, 13014131, 13014204,....)	76	01/89→08/98	➔	01/96→		03.0137-3005.2 653005	Ø 172 x 42 - HEB
35-10 (12974212, 12974217, 13014111, 13014131, 13014204,....)	80	01/89→08/98					
35-12 (13114131, 13114204, 13114211, 13114212, 13114217,....)	85	01/90→04/96					
49-12 V (13134124, 13134204, 13134211, 13134212,....)	85	06/90→04/96					
35-10 (15034111, 15034204, 15034211, 15034215, 15034217,....)	76	01/96→05/99	➔	→ 04/99		03.0137-3005.2 653005	Ø 172 x 42 - HEB
49-12 V (15154204, 15154211, 15154215, 15154217,....)	90	05/96→05/99					
<b>IVECO - DAILY II Kipper 01/89→05/99</b>							
 <b>Radbremsszylinder</b>							
35-8 K (14930304, 14931104, 14931111, 14931115, 14931204,....)	62	09/98→05/99	➔	→ 04/99		24.3217-1113.3 020176	Ø 17,46 ALU
45-10 (13031204, 13031211, 13031212, 13031224, 13031231,....)	76	01/92→04/96	➔			24.3220-1106.3 020217	Ø 20,64 GG
49-10 K (13056212, 13056224, 13056231, 13056237,....)	76	01/89→04/96					
49-10 K (15056204, 15056211, 15056304, 15056311)	76	05/96→05/99	➔	→ 04/99		24.3220-1106.3 020217	Ø 20,64 GG
 <b>Bremsbackensatz</b>							
35-8 K (14930304, 14931104, 14931111, 14931115, 14931204,....) ↓	62	09/98→05/99	➔	→ 04/99; für Doppelbereifung		03.0137-0300.2 650300	Ø 254 x 89

















	kw				#		
<b>IVECO - DAILY II Kipper 01/89→05/99</b>							
 <b>Bremsbackensatz, Feststellbremse</b>							
35-10 K (15030111, 15030211, 15030311, 15031111,...	76	01/97→05/99	➡	→ 04/99		03.0137-3005.2 653005	Ø 172 x 42 - HEB
49-12 K	90	05/96→05/99					
35-12 K (15130311, 15130411, 15131111, 15131204,...	90	09/96→08/98	➡			03.0137-3005.2 653005	Ø 172 x 42 - HEB
49-12 K (13136204, 13136211, 13136212, 13136224,...	85	06/90→04/96	➡	01/96→		03.0137-3005.2 653005	Ø 172 x 42 - HEB
<b>IVECO - DAILY II Pritsche/Fahrgestell 01/89→05/99</b>							
 <b>Radbremszylinder</b>							
35-8 (12931102, 12931104, 12931111, 12931112, 12931117,...	55	01/89→08/98	➡			24.3217-1113.3 020176	Ø 17,46 ALU
35-8 (12931102, 12931104, 12931111, 12931112, 12931117,...	60	01/89→08/98					
35-8 (14930304, 14931104, 14931111, 14931115, 14931204,...	62	09/98→05/99	➡	→ 04/99		24.3217-1113.3 020176	Ø 17,46 ALU
45-10 (13031204, 13031211, 13031212, 13031224, 13031231,...	76	01/89→04/96	➡			24.3220-1106.3 020217	Ø 20,64 GG
49-10 (13050211, 13050231, 13050304, 13050311, 13050331,...	76	01/89→04/96					
49-10 (15050304, 15050404, 15050411, 15051204, 15051211,...	76	05/96→05/99	➡	→ 04/99		24.3220-1106.3 020217	Ø 20,64 GG
 <b>Bremsbackensatz</b>							
35-8 (12931102, 12931104, 12931111, 12931112, 12931117,...	55	01/89→08/98	➡	für Doppelbereifung		03.0137-0300.2 650300	Ø 254 x 89
35-8 (12931102, 12931104, 12931111, 12931112, 12931117,...	60	01/89→08/98					
35-8 (14930304, 14931104, 14931111, 14931115, 14931204,...	62	09/98→05/99	➡	→ 04/99; für Doppelbereifung		03.0137-0300.2 650300	Ø 254 x 89
 <b>Bremsbackensatz, Feststellbremse</b>							
35-10	80	01/89→12/96	➡	01/96→		03.0137-3005.2 653005	Ø 172 x 42 - HEB
35-10 (12971112, 12971212, 12971312, 12971317, 12976112,...	68	01/89→12/96					
35-10 (12971112, 12971212, 12971312, 12971317, 12976112,...	76	01/89→12/96					
35-12 (13110131, 13110211, 13110231, 13110311, 13110312,...	85	01/90→04/96					
49-12 (13130211, 13130231, 13130304, 13130311, 13130312,...	85	06/90→04/96					
35-10 (15030111, 15030211, 15030311, 15031111, 15031117,...	76	01/96→05/99	➡	→ 04/99		03.0137-3005.2 653005	Ø 172 x 42 - HEB
35-12 (15130311, 15130411, 15131111, 15131204, 15131211,...	90	05/96→05/99					
49-12 (15150211, 15150311, 15150404, 15150411, 15151204,...	90	05/96→05/99					
<b>IVECO - DAILY III Kasten/Kombi 11/97→10/09</b>							
 <b>Bremsbackensatz, Feststellbremse</b>							
29 L 10 V (ALJA43A2, ALJA42A2, ALJA41A2)	70	09/02→07/07	➡	→ 04/06		03.0137-3005.2 653005	Ø 172 x 42 - HEB
29 L 11 V	78	05/99→07/07					
29 L 12 V (ALKA41A2, ALLA52A2, ALKA42A2)	85	09/02→07/07					
29 L 13	92	05/01→07/07					
29 L 9 V	62	05/99→07/07					
35 C 12 V, 35 S 12 V (AGKA43A2, ↓	85	09/02→07/07					













	kW			#		
<b>IVECO - DAILY III Kasten/Kombi 11/97→10/09</b>						
 <b>Bremsbackensatz, Feststellbremse</b>						
AGKB43A2, AGKB46A2,...			→	→ 04/06	03.0137-3005.2 653005	Ø 172 x 42 - HEB
50 C 11	78	05/99→07/07				
50 C 13	92	05/99→07/07				
29 L 14	100	01/05→04/06	→		03.0137-3005.2 653005	Ø 172 x 42 - HEB
29 L 9 V	66	11/01→04/06				
35 C 14	100	09/04→04/06				
35 C 14, 35 S 14	100	01/05→04/06				
35 C 17, 35 S 17	122	01/05→04/06				
50 C 14	100	09/04→04/06				
50 C 15	107	01/01→04/06				
50 C 17	122	09/04→04/06				
<b>IVECO - DAILY III Pritsche/Fahrgestell 03/98→10/09</b>						
 <b>Bremsbackensatz, Feststellbremse</b>						
29 L 10 (ALJAV1A1, ALJA41AA, ALJA41A1, AHJA64A1,...	70	09/02→04/06	→		03.0137-3005.2 653005	Ø 172 x 42 - HEB
29 L 11	78	05/99→04/06				
29 L 12 (ALKA41A1, AHKA64A1, ALLA51A1)	85	09/02→04/06				
29 L 13	92	11/01→04/06				
29 L 14 (AHRA11C1B1, AHRA14C1B1, AHRA64C1B1)	100	11/05→04/06				
29 L 9	62	05/99→04/06				
29 L 9	66	11/01→04/06				
35 C 10 V, 35 S 10 V	70	09/02→04/06				
(AMJA14A1, AMJA64A1, AMJA65A1,...						
35 C 12, 35 S 12	85	09/02→04/06				
(AEKA14A1, AEKA14AA, AEKA64A1,...						
35 C 14	100	09/04→04/06				
35 C 14, 35 S 14	100	01/05→04/06				
35 C 15	107	11/01→04/06				
35 C 17, 35 S 17	122	01/05→04/06				
35 C 9, 35 S 9	66	11/01→04/06				
50 C 11	78	05/99→04/06				
50 C 13	92	05/99→04/06				
50 C 14	100	09/04→04/06				
50 C 15	107	01/01→04/06				
50 C 17	122	09/04→04/06				
<b>JAGUAR - XJ (X300, X330) 09/94→12/98</b>						
<b>Reparaturatz, Automatische Nachstellung</b>						
12 6.0	229	09/94→09/97		11/94→ 07/97	03.0137-9700.2 669700	
6 3.2	155	11/94→07/97			03.0137-9700.2 669700	
R Super Charged 4.0	235	11/94→07/97			03.0137-9700.2 669700	
6 Sovereign 4.0	177	09/94→07/97		11/94→	03.0137-9700.2 669700	
<b>JAGUAR - XJ (X308) 09/96→05/03</b>						
<b>Reparaturatz, Automatische Nachstellung</b>						
3.2	174	07/97→05/03			03.0137-9700.2 669700	
4.0	209	07/97→05/03				
4.0	216	10/97→04/03				
4.0	267	07/97→05/03				
<b>JAGUAR - XK 8 Coupe (X100) 03/96→12/06</b>						
<b>Reparaturatz, Automatische Nachstellung</b>						
4.0	209	03/96→07/05			03.0137-9700.2 669700	
4.0	267	02/98→07/05				
4.0 XKR	276	05/98→07/05				
4.2	219	08/02→07/05				
R 4,2	291	08/02→07/05				
4.0	216	05/96→07/05		→ 07/99	03.0137-9700.2 669700	
<b>JEEP - CHEROKEE (KJ) 03/01→01/08</b>						
 <b>Radbremszylinder</b>						
2.4 4x4	108	09/01→01/08	→	- ABS	24.3220-1751.3 020590	Ø 20,64 GG
2.4 Laredo	108	10/01→09/04				
2.5 CRD 4x4	105	09/01→01/08				
2.8 CRD 4x4	120	11/04→01/08				
3.7 4x4	150	08/03→01/08				
3.7 4x4	155	09/01→01/08				
3.7 Laredo	150	10/01→09/04				
















	kW				#		
<b>JEEP - CHEROKEE (XJ) 09/83→09/01</b>							
 <b>Radbremszylinder</b>							
2.5 2.5 i 4x4	89 90	10/95→09/01 12/91→09/01	➔	10/96→; nicht für Polizeifahrzeuge		24.3220-1748.3 020584	Ø 20,64 ALU
2.5 Tdi 4x4 4.0 i 4.0 i 4.0 i 4x4	85 127 135 131	10/96→09/01 07/98→09/01 02/99→09/01 01/95→09/01	➔	nicht für Polizeifahrzeuge		24.3220-1748.3 020584	Ø 20,64 ALU
4.0 i	125	10/90→09/01	➔	01/95→; nicht für Polizeifahrzeuge		24.3220-1748.3 020584	Ø 20,64 ALU
<b>JEEP - COMPASS (MK49) 08/06→</b>							
 <b>Bremsbackensatz, Feststellbremse</b>							
2.0 2.0 CRD 2.0 CRD 4x4 2.2 CRD 2.2 CRD 4x4 2.2 CRD 4x4 2.4 4x4	115 103 103 100 120 100 125	05/11→ 08/06→ 09/06→ 05/11→ 12/10→ 05/11→ 09/06→				03.0137-3023.2 653023	Ø 170 x 32 - HEB
2.4	125	08/06→		09/06→		03.0137-3023.2 653023	Ø 170 x 32 - HEB
<b>Zubehörsatz, Feststellbremsbacken</b>							
2.0 2.0 CRD 2.0 CRD 4x4 2.2 CRD 2.2 CRD 4x4 2.2 CRD 4x4 2.4 4x4	115 103 103 100 120 100 125	05/11→ 08/06→ 09/06→ 05/11→ 12/10→ 05/11→ 09/06→				03.0137-9307.2 669307	
2.4	125	08/06→		09/06→		03.0137-9307.2 669307	
<b>JEEP - PATRIOT (MK74) 02/07→</b>							
 <b>Bremsbackensatz, Feststellbremse</b>							
2.0 2.0 4x4 2.0 CRD 2.0 CRD 4x4 2.2 CRD 4x4 2.2 CRD 4x4 2.4 2.4 4x4 2.4 Eco + 4x4	115 115 103 103 100 120 125 125 125	01/11→ 02/07→ 02/07→ 02/07→ 01/11→ 01/11→ 06/09→ 01/08→ 07/08→		+ ABS		03.0137-3023.2 653023	Ø 170 x 32 - HEB
<b>Zubehörsatz, Feststellbremsbacken</b>							
2.0 2.0 4x4 2.0 CRD 2.0 CRD 4x4 2.2 CRD 4x4 2.2 CRD 4x4 2.4 2.4 4x4 2.4 Eco + 4x4	115 115 103 103 100 120 125 125 125	01/11→ 02/07→ 02/07→ 02/07→ 01/11→ 01/11→ 06/09→ 01/08→ 07/08→				03.0137-9307.2 669307	
<b>JEEP - WRANGLER II (TJ) 08/96→12/08</b>							
 <b>Radbremszylinder</b>							
2.4 2.5 4.0 4.0 4.0 Rubicon	105 87 124 130 128	11/02→04/07 08/96→04/07 06/98→04/07 08/96→04/07 08/03→04/07	➔			24.3220-1748.3 020584	Ø 20,64 ALU
<b>KIA - CARENS III Großraumlimousine (UN) 09/06→</b>							
 <b>Bremsbackensatz, Feststellbremse</b>							
1.6 CRDi 110 1.6 CRDi 128 1.6 CVVT 1.6 CVVT 2.0 CRDi 115 2.0 CRDi 135 2.0 CRDi 140 2.0 CVVT	85 94 93 97 85 100 103 106	10/10→ 10/10→ 10/10→ 08/09→ 05/07→ 08/09→ 09/06→ 09/06→	➔	→ 02/13		03.0137-3038.2 653038	Ø 167 x 32 - HEB
2.0 LPI	100	09/06→12/08	➔			03.0137-3038.2 653038	Ø 167 x 32 - HEB



















	kw				!#		
<b>KIA - CARNIVAL / GRAND CARNIVAL III (VQ) 09/05→</b>							
 <b>Bremsbackensatz, Feststellbremse</b>							
2.2 CRDi	110	01/10→		→ 06/15		03.0137-3039.2 653039	Ø 210 x 40 + HEB
2.2 CRDi	143	01/10→	➔			03.0137-3039.2 653039	Ø 210 x 40 + HEB
2.7 V6	139	06/06→					
2.9 CRDi	136	06/06→					
2.9 CRDi LX	141	09/06→					
<b>KIA - CARNIVAL I (UP) 06/98→10/01</b>							
 <b>Radbremsszylinder</b>							
2.5 V6	121	08/99→10/01	➔	06/00→; + ABS		24.3222-1731.3 020531	Ø 22,2 ALU
2.9 TD	93	08/99→10/01	➔	06/00→ 09/01; + ABS		24.3222-1731.3 020531	Ø 22,2 ALU
<b>KIA - CARNIVAL II (GQ) 01/99→09/07</b>							
 <b>Radbremsszylinder</b>							
2.5 V6	110	10/01→06/06	➔	+ ABS		24.3222-1731.3 020531	Ø 22,2 ALU
2.9 CRDi	106	10/01→06/06					
2.9 TD	93	01/99→09/07	➔	10/01→ 08/06; + ABS		24.3222-1731.3 020531	Ø 22,2 ALU
 <b>Bremsbackensatz</b>							
2.5 V6	110	10/01→06/06	➔	12/03→		03.0137-0484.2 650484	Ø 295 x 53 + HEB
2.9 CRDi	106	10/01→06/06					
2.9 TD	93	01/99→09/07	➔	12/03→ 08/06		03.0137-0484.2 650484	Ø 295 x 53 + HEB
<b>KIA - CEE'D Schrägheck (ED) 12/06→12/12</b>							
 <b>Bremsbackensatz, Feststellbremse</b>							
1.4	77	12/06→12/12	➔	→ 09/12		03.0137-3029.2 653029	Ø 167 x 26 - HEB
1.4	80	12/06→12/12					
1.6	85	09/07→12/12					
1.6	90	12/06→12/12					
1.6	93	02/08→12/12					
1.6 CRDi 115	85	12/06→12/12					
1.6 CRDi 128	94	10/10→12/12					
1.6 CRDi 90	66	12/06→12/12					
1.6 CVVT	92	10/10→12/12					
2.0	105	12/06→12/12					
2.0 CRDi 140	103	09/07→12/12					
1.4 CVVT	66	08/09→12/12	➔	06/10→ 09/12		03.0137-3029.2 653029	Ø 167 x 26 - HEB
2.0 CRDi	100	06/07→12/12	➔	09/07→ 09/12		03.0137-3029.2 653029	Ø 167 x 26 - HEB
 <b>Seilzug, Feststellbremse</b>							
1.6 CRDi 128	94	10/10→12/12	➔	☐; → 09/12; Scheibenbremse		24.3727-3204.2 583204	L= 1.673
			➔	☑; → 09/12; Scheibenbremse		24.3727-3205.2 583205	L= 1.673
<b>KIA - CEE'D SW (ED) 09/07→12/12</b>							
 <b>Bremsbackensatz, Feststellbremse</b>							
1.4	77	10/10→12/12				03.0137-3029.2 653029	Ø 167 x 26 - HEB
1.4	80	09/07→12/12					
1.6	85	09/07→11/12					
1.6	90	09/07→12/12					
1.6	93	09/07→12/12					
1.6 CRDi 115	85	09/07→12/12					
1.6 CRDi 128	94	10/10→12/12					
1.6 CRDi 90	66	09/07→12/12					
1.6 CVVT	92	06/09→12/12					
2.0	105	09/07→12/12					
2.0 CRDi 140	103	09/07→12/12					
1.4 CVVT	66	07/09→12/12		10/10→		03.0137-3029.2 653029	Ø 167 x 26 - HEB
1.6 LPG	91	01/08→09/12		→ 12/11		03.0137-3029.2 653029	Ø 167 x 26 - HEB
 <b>Seilzug, Feststellbremse</b>							
1.6 CRDi 128	94	10/10→12/12	➔	☐; Scheibenbremse		24.3727-3204.2 583204	L= 1.673
			➔	☑; Scheibenbremse		24.3727-3205.2 583205	L= 1.673
<b>KIA - CERATO Stufenheck 01/01→12/04</b>							
 <b>Radbremsszylinder</b>							
1.8	85	10/01→07/04	➔	Brems-/Fahr dyn. Artikelbezug: - ABS		24.3217-1120.3 020360	Ø 17,46 GG
<b>Zubehörsatz, Bremsbacken</b>							
1.8	85	10/01→07/04	➔	Brems-/Fahr dyn. Artikelbezug: - ABS		03.0137-9241.2 669241	
↓							


































	kw				!#		
<b>KIA - CERATO Stufenheck 01/01→12/04</b>							
 <b>Bremstrommel</b>							
1.8	85	10/01→07/04	➔	Brems-/Fahrdyn. Artikelbezug: - ABS		24.0220-0031.1 480125	Ø 200,0 x 41,5 / 201
 <b>Bremsbackensatz</b>							
1.8	85	10/01→07/04	➔	Brems-/Fahrdyn. Artikelbezug: - ABS		03.0137-0377.2 650377	Ø 200 x 36
<b>KIA - CERATO Stufenheck (LD) 04/04→12/09</b>							
 <b>Radbremszylinder</b>							
1.6	75	04/04→12/09	➔	- ABS	2	24.3217-1120.3 020360	Ø 17,46 GG
<b>Zubehörsatz, Bremsbacken</b>							
1.6	75	04/04→12/09	➔	- ABS		03.0137-9241.2 669241	
 <b>Bremstrommel</b>							
1.6	75	04/04→12/09	➔	- ABS		24.0220-0031.1 480125	Ø 200,0 x 41,5 / 201
 <b>Bremsbackensatz</b>							
1.6	75	04/04→12/09	➔	- ABS		03.0137-0377.2 650377	Ø 200 x 36
<b>KIA - MAGENTIS (GD, MS) 05/01→</b>							
 <b>Bremsbackensatz, Feststellbremse</b>							
2.0	100	05/01→09/05	➔	+ ABS		03.0137-3024.2 653024	Ø 170 x 32 + HEB
2.5 V6	124	05/01→	➔	→ 10/05; + ABS		03.0137-3024.2 653024	Ø 170 x 32 + HEB
<b>KIA - MAGENTIS (MG) 10/05→</b>							
 <b>Bremsbackensatz, Feststellbremse</b>							
2.0	106	11/05→		→ 12/10		03.0137-3025.2 653025	Ø 170 x 27 - HEB
2.0	121	07/09→					
2.0 CRDi	103	04/06→					
2.0 CRDi	110	04/06→					
2.7	138	11/05→					
2.7 V6	142	07/09→					
2.0 CRDi	100	11/05→12/08				03.0137-3025.2 653025	Ø 170 x 27 - HEB
2.4	119	08/06→12/09		07/09→		03.0137-3025.2 653025	Ø 170 x 27 - HEB
<b>KIA - OPTIMA 01/10→</b>							
 <b>Bremsbackensatz, Feststellbremse</b>							
1.7 CRDi	100	03/12→	➔	→ 12/15		03.0137-3049.2 653049	Ø 167 x 26 - HEB
2.0	125	03/12→					
2.0 CVVL	121	03/12→					
2.0 CVVT Hybrid	110	03/12→					
2.0 CVVT Hybrid	140	12/12→					
2.4	132	03/12→					
2.0	204	09/10→	➔	03/12→ 12/15		03.0137-3049.2 653049	Ø 167 x 26 - HEB
2.4	149	09/10→					
2.4	129	06/10→12/15	➔			03.0137-3049.2 653049	Ø 167 x 26 - HEB
<b>KIA - PICANTO (SA) 04/04→</b>							
 <b>Radbremszylinder</b>							
1.0	45	04/04→	➔	05/04→ 09/06; - ABS		24.3215-1703.3 020530	Ø 15,87 ALU
			➔	10/06→ 04/11; - ABS		24.3215-1703.3 020530	Ø 15,87 ALU
1.0	46	09/07→	➔	11/09→ 04/11; - ABS		24.3215-1703.3 020530	Ø 15,87 ALU
1.0	53	04/04→04/11	➔	→ 09/06; - ABS		24.3215-1703.3 020530	Ø 15,87 ALU
			➔	10/06→; - ABS		24.3215-1703.3 020530	Ø 15,87 ALU
1.1	48	04/04→	➔	→ 09/06; - ABS		24.3215-1703.3 020530	Ø 15,87 ALU
1.1 CRDi	55	11/05→	➔	10/06→ 04/11; - ABS		24.3215-1703.3 020530	Ø 15,87 ALU
 <b>Bremsbackensatz</b>							
1.0	45	04/04→	➔	05/04→ 04/11; - ABS		03.0137-0511.2 650511	Ø 180 x 32 - HEB
1.0	46	09/07→	➔	11/09→ 04/11; - ABS		03.0137-0511.2 650511	Ø 180 x 32 - HEB
1.0	53	04/04→04/11	➔	04/10→; - ABS		03.0137-0511.2 650511	Ø 180 x 32 - HEB
1.1	48	04/04→	➔	→ 04/11; - ABS		03.0137-0511.2 650511	Ø 180 x 32 - HEB
1.1 CRDi	55	11/05→					

	kw				!#		
<b>KIA - PICANTO (SA) 04/04→</b>							
 <b>Seilzug, Feststellbremse</b>							
1.0	45	04/04→	➡	<input type="checkbox"/> ; 05/04→ 04/11; Trommelbremse	24.3727-3202.2	583202	L= 1.487
			➡	<input type="checkbox"/> ; 05/04→ 04/11; Trommelbremse	24.3727-3203.2	583203	L= 1.487
			➡	<input type="checkbox"/> ; 02/05→ 04/11; Scheibenbremse	24.3727-3206.2	583206	L= 1.515
			➡	<input type="checkbox"/> ; 02/05→ 04/11; Scheibenbremse	24.3727-3207.2	583207	L= 1.515
1.0	46	09/07→	➡	<input type="checkbox"/> ; 11/09→ 04/11; Trommelbremse	24.3727-3202.2	583202	L= 1.487
			➡	<input type="checkbox"/> ; 11/09→ 04/11; Trommelbremse	24.3727-3203.2	583203	L= 1.487
			➡	<input type="checkbox"/> ; 11/09→ 04/11; Scheibenbremse	24.3727-3206.2	583206	L= 1.515
			➡	<input type="checkbox"/> ; 11/09→ 04/11; Scheibenbremse	24.3727-3207.2	583207	L= 1.515
1.0	53	04/04→04/11	➡	<input type="checkbox"/> ; Trommelbremse	24.3727-3202.2	583202	L= 1.487
			➡	<input type="checkbox"/> ; Trommelbremse	24.3727-3203.2	583203	L= 1.487
			➡	<input type="checkbox"/> ; 02/05→; Scheibenbremse	24.3727-3206.2	583206	L= 1.515
			➡	<input type="checkbox"/> ; 02/05→; Scheibenbremse	24.3727-3207.2	583207	L= 1.515
1.1	48	04/04→	➡	<input type="checkbox"/> ; → 04/11; Trommelbremse	24.3727-3202.2	583202	L= 1.487
			➡	<input type="checkbox"/> ; → 04/11; Trommelbremse	24.3727-3203.2	583203	L= 1.487
			➡	<input type="checkbox"/> ; 02/05→ 04/11; Scheibenbremse	24.3727-3206.2	583206	L= 1.515
			➡	<input type="checkbox"/> ; 02/05→ 04/11; Scheibenbremse	24.3727-3207.2	583207	L= 1.515
1.1 CRDi	55	11/05→	➡	<input type="checkbox"/> ; → 04/11; Trommelbremse	24.3727-3202.2	583202	L= 1.487
			➡	<input type="checkbox"/> ; → 04/11; Trommelbremse	24.3727-3203.2	583203	L= 1.487
			➡	<input type="checkbox"/> ; → 04/11; Scheibenbremse	24.3727-3206.2	583206	L= 1.515
			➡	<input type="checkbox"/> ; → 04/11; Scheibenbremse	24.3727-3207.2	583207	L= 1.515
<b>KIA - PICANTO (TA) 05/11→</b>							
 <b>Bremsbackensatz</b>							
1.0	49	04/15→	➡		03.0137-0516.2	650516	Ø 180 x 27
1.0	51	05/11→					
1.0 Bi-Fuel	60	05/11→					
1.0 LPG	49	08/13→					
1.2	63	09/11→					
1.2	64	09/11→					
<b>KIA - PREGIO Bus 08/95→09/04</b>							
 <b>Bremsbackensatz</b>							
2.5 D	69	08/95→09/04	➡	09/02→ 03/04	03.0137-0486.2	650486	Ø 260 x 51 - HEB
<b>KIA - PREGIO Kasten (TB) 10/97→</b>							
 <b>Bremsbackensatz</b>							
2.5 Tci D	69	09/02→	➡	→ 03/04	03.0137-0486.2	650486	Ø 260 x 51 - HEB
2.7 D	60	10/97→	➡	→ 12/01	03.0137-0486.2	650486	Ø 260 x 51 - HEB
<b>KIA - PRIDE (DA) 01/90→12/11</b>							
<b>Zubehörsatz, Bremsbacken</b>							
1.1 i	38	01/91→10/00	➡	→ 04/94	03.0137-9113.2	669113	
1.3 16V	44	01/90→10/00					
1.3 16V	53	01/90→09/01					
1.3 i	51	01/90→05/97					
1.3 16V	47	10/96→05/01	➡	→ 10/00	03.0137-9113.2	669113	
 <b>Bremsbackensatz</b>							
1.1 i	38	01/91→10/00	➡	→ 04/94	03.0137-0204.2	650204	Ø 170 x 25
1.3 16V	44	01/90→10/00					
1.3 16V	53	01/90→09/01					
1.3 i	51	01/90→05/97					
1.3 16V	47	10/96→05/01	➡	→ 10/00	03.0137-0204.2	650204	Ø 170 x 25
<b>KIA - PRIDE Kombi 08/98→05/01</b>							
<b>Zubehörsatz, Bremsbacken</b>							
1.3	47	08/99→05/01	➡		03.0137-9113.2	669113	
 <b>Bremsbackensatz</b>							
1.3	47	08/99→05/01	➡		03.0137-0204.2	650204	Ø 170 x 25














	kw				!#		
<b>KIA - PRIDE Van (DA) 04/92→06/99</b>							
<b>Zubehörsatz, Bremsbacken</b>							
1.3 16V	44	04/92→10/96	➔	→ 04/94		03.0137-9113.2 669113	
1.3 16V	47	10/96→06/99	➔			03.0137-9113.2 669113	
<b> Bremsbackensatz</b>							
1.3 16V	44	04/92→10/96	➔	→ 04/94		03.0137-0204.2 650204	Ø 170 x 25
1.3 16V	47	10/96→06/99	➔			03.0137-0204.2 650204	Ø 170 x 25
<b>KIA - PRO CEE'D (ED) 02/08→02/13</b>							
<b> Bremsbackensatz, Feststellbremse</b>							
1.4	77	02/08→09/12				03.0137-3029.2 653029	Ø 167 x 26 - HEB
1.4	80	02/08→09/12					
1.4 CVVT	66	06/10→09/12					
1.6	90	02/08→09/12					
1.6	93	02/08→09/12					
1.6 CRDi 115	85	02/08→09/12					
1.6 CRDi 128	94	10/10→09/12					
1.6 CRDi 90	66	02/08→09/12					
1.6 CVVT	92	10/10→02/13					
2.0	105	02/08→09/12					
2.0 CRDi 140	103	02/08→09/12					
2.0 LPG	105	01/09→12/09					
<b> Seilzug, Feststellbremse</b>							
1.6 CRDi 128	94	10/10→09/12	➔	<input type="checkbox"/> ; Scheibenbremse		24.3727-3204.2 583204	L= 1.673
			➔	<input checked="" type="checkbox"/> ; Scheibenbremse		24.3727-3205.2 583205	L= 1.673
<b>KIA - RIO II (JB) 03/05→</b>							
<b> Bremsbackensatz</b>							
1.4 16V	71	03/05→	➔	→ 08/11; - ABS		03.0137-0495.2 650495	Ø 203 x 32 + HEB
1.5 CRDi	65	06/08→					
1.5 CRDi	81	03/05→					
1.6 CVVT	82	03/05→					
<b> Bremsbackensatz, Feststellbremse</b>							
1.4 16V	71	03/05→	➔	→ 08/11; + ABS		03.0137-3022.2 653022	Ø 170 x 32 + HEB
1.5 CRDi	65	06/08→					
1.5 CRDi	81	03/05→					
1.6 CVVT	82	03/05→					
<b>KIA - RIO II Stufenheck (JB) 03/05→</b>							
<b> Bremsbackensatz</b>							
1.4 16V	71	03/05→	➔	→ 08/11; - ABS		03.0137-0495.2 650495	Ø 203 x 32 + HEB
1.5 CRDi	65	06/08→					
1.5 CRDi	81	03/05→					
1.6 16V	82	03/05→					
<b> Bremsbackensatz, Feststellbremse</b>							
1.4 16V	71	03/05→	➔	→ 08/11; + ABS		03.0137-3022.2 653022	Ø 170 x 32 + HEB
1.5 CRDi	65	06/08→					
1.5 CRDi	81	03/05→					
1.6 16V	82	03/05→					
<b>KIA - RIO III (UB) 09/11→</b>							
<b> Radbremszylinder</b>							
1.1 CRDi	55	09/11→	➔	für Fahrzeuge mit Trommelbremse an der Hinterachse		24.3217-1731.3 020551	Ø 17,46 ALU
1.2	51	09/11→					
1.25	64	11/14→					
1.25 CVVT	63	09/11→					
1.25 CVVT	65	09/11→					
1.25 LPG	63	09/11→					
1.2 CVVT	62	11/14→					
1.4 CRDi	66	09/11→					
1.4 CVVT	79	09/11→					
1.4 CVVT	80	09/11→					
1.6 CVVT	90	06/12→					
<b> Bremsbackensatz</b>							
1.1 CRDi	55	09/11→	➔	für Fahrzeuge mit Trommelbremse an der Hinterachse		03.0137-0517.2 650517	Ø 203 x 31 + HEB
1.25	64	11/14→				03.0520-5117.3 695117	Ø 203 x 31 Ø 17,46 + RZ / + Zub TopKit
1.25 CVVT	63	09/11→					
1.25 CVVT	65	09/11→					
1.25 LPG	63	09/11→					
1.2 CVVT	62	11/14→					















	kw					!#		
<b>KIA - RIO III (UB) 09/11→</b>								
 <b>Bremsbackensatz</b>								
1.4 CRDi 1.4 CVVT 1.4 CVVT	66 79 80	09/11→ 09/11→ 09/11→	➔	für Fahrzeuge mit Trommelbremse an der Hinterachse		03.0137-0517.2 03.0520-5117.3	650517 695117	Ø 203 x 31 + HEB Ø 203 x 31 Ø 17,46 + RZ / + Zub TopKit
1.2	51	09/11→	➔	für Fahrzeuge mit Trommelbremse an der Hinterachse		03.0137-0517.2	650517	Ø 203 x 31 + HEB
<b>KIA - RIO III Stufenheck (UB) 09/10→</b>								
 <b>Radbremsszylinder</b>								
1.25 CVVT 1.2 CVVT 1.4 CVVT 1.6 CVVT	63 62 80 90	10/11→ 11/14→ 10/11→ 06/12→	➔	für Fahrzeuge mit Trommelbremse an der Hinterachse		24.3217-1731.3	020551	Ø 17,46 ALU
1.4 CVVT	79	06/11→	➔	09/11→; für Fahrzeuge mit Trommelbremse an der Hinterachse		24.3217-1731.3	020551	Ø 17,46 ALU
 <b>Bremsbackensatz</b>								
1.25 CVVT 1.2 CVVT 1.4 CVVT	63 62 80	10/11→ 11/14→ 10/11→	➔	für Fahrzeuge mit Trommelbremse an der Hinterachse		03.0137-0517.2 03.0520-5117.3	650517 695117	Ø 203 x 31 + HEB Ø 203 x 31 Ø 17,46 + RZ / + Zub TopKit
1.4 CVVT	79	06/11→	➔	09/11→; für Fahrzeuge mit Trommelbremse an der Hinterachse		03.0137-0517.2 03.0520-5117.3	650517 695117	Ø 203 x 31 + HEB Ø 203 x 31 Ø 17,46 + RZ / + Zub TopKit
<b>KIA - RIO Kombi (DC) 07/00→02/05</b>								
 <b>Radbremsszylinder</b>								
1.3 1.3 1.5 16V	55 60 72	08/00→02/05 08/00→02/05 08/00→02/05	➔	→ 06/02		24.3217-1120.3	020360	Ø 17,46 GG
1.5 16V	71	09/02→02/05	➔	07/02→		24.3217-1729.3	020535	Ø 17,46 ALU
1.5 16V	71	09/02→02/05	➔			24.3217-1729.3	020535	Ø 17,46 ALU
 <b>Bremstrommel</b>								
1.3 1.3 1.5 16V	55 60 72	08/00→02/05 08/00→02/05 08/00→02/05	➔	→ 06/02		24.0220-0006.1	480309	Ø 200,0 x 31 / 201 - RLG / - ABS Ring
 <b>Bremsbackensatz</b>								
1.3 1.3 1.5 16V	55 60 72	08/00→02/05 08/00→02/05 08/00→02/05	➔	→ 06/02		03.0137-0436.2	650436	Ø 200 x 26 - HEB
1.5 16V	71	09/02→02/05	➔	07/02→		03.0137-0455.2	650455	Ø 200 x 31 - HEB
1.5 16V	71	09/02→02/05	➔			03.0137-0455.2	650455	Ø 200 x 31 - HEB
 <b>Seilzug, Feststellbremse</b>								
1.3 1.3 1.5 16V 1.5 16V	55 60 71 72	08/00→02/05 08/00→02/05 09/02→02/05 08/00→02/05	➔	☐; Trommelbremse		24.3727-3200.2	583200	L= 1.584
			➔	☑; Trommelbremse		24.3727-3201.2	583201	L= 1.584
<b>KIA - RIO Stufenheck (DC_) 07/00→02/05</b>								
 <b>Radbremsszylinder</b>								
1.3 1.5 16V	55 72	09/00→02/05 09/00→02/05	➔	→ 06/02		24.3217-1120.3	020360	Ø 17,46 GG
			➔	07/02→		24.3217-1729.3	020535	Ø 17,46 ALU
1.3 1.5 1.5 16V	60 70 71	08/02→02/05 09/02→02/05 09/02→02/05	➔			24.3217-1729.3	020535	Ø 17,46 ALU
 <b>Bremstrommel</b>								
1.3 1.5 16V	55 72	09/00→02/05 09/00→02/05	➔	→ 06/02		24.0220-0006.1	480309	Ø 200,0 x 31 / 201 - RLG / - ABS Ring
 <b>Bremsbackensatz</b>								
1.3 1.5 16V	55 72	09/00→02/05 09/00→02/05	➔	→ 06/02		03.0137-0436.2	650436	Ø 200 x 26 - HEB
			➔	07/02→		03.0137-0455.2	650455	Ø 200 x 31 - HEB
1.3 1.5 1.5 16V	60 70 71	08/02→02/05 09/02→02/05 09/02→02/05	➔			03.0137-0455.2	650455	Ø 200 x 31 - HEB
 <b>Seilzug, Feststellbremse</b>								
1.3 ↓	55	09/00→02/05	➔	☐; Trommelbremse		24.3727-3200.2	583200	L= 1.584

















	kw				#		
<b>KIA - RIO Stufenheck (DC_) 07/00→02/05</b>							
 <b>Seilzug, Feststellbremse</b>							
1.3 1.5 1.5 16V 1.5 16V	60 70 71 72	08/02→02/05 09/02→02/05 09/02→02/05 09/00→02/05	➔	<input type="checkbox"/> ; Trommelbremse		24.3727-3201.2 583201	L= 1.584
<b>KIA - SEPHIA (FA) 01/95→10/97</b>							
<b>Zubehörsatz, Bremsbacken</b>							
1.5 i 1.8 i 16V 1.6 i	59 82 59	02/96→10/97 01/95→10/97 01/95→10/97	➔	- ABS → 06/96; - ABS		03.0137-9241.2 669241 03.0137-9241.2 669241	
 <b>Bremstrommel</b>							
1.5 i 1.8 i 16V 1.6 i	59 82 59	02/96→10/97 01/95→10/97 01/95→10/97	➔	- ABS → 06/96; - ABS		24.0220-0031.1 480125 24.0220-0031.1 480125	Ø 200,0 x 41,5 / 201 Ø 200,0 x 41,5 / 201
 <b>Bremsbackensatz</b>							
1.5 i 1.8 i 16V 1.6 i	59 82 59	02/96→10/97 01/95→10/97 01/95→10/97	➔	- ABS → 06/96; - ABS		03.0137-0377.2 650377 03.0137-0377.2 650377	Ø 200 x 36 Ø 200 x 36
<b>KIA - SEPHIA Stufenheck (FA) 01/92→09/01</b>							
<b>Zubehörsatz, Bremsbacken</b>							
1.5 i 1.8 i 16V 1.6 i	59 82 59	02/96→10/97 01/95→10/97 09/93→10/97	➔	- ABS 10/93→ 06/96; - ABS		03.0137-9241.2 669241 03.0137-9241.2 669241	
 <b>Bremstrommel</b>							
1.5 i 1.8 i 16V 1.6 i	59 82 59	02/96→10/97 01/95→10/97 09/93→10/97	➔	- ABS 10/93→ 06/96; - ABS		24.0220-0031.1 480125 24.0220-0031.1 480125	Ø 200,0 x 41,5 / 201 Ø 200,0 x 41,5 / 201
 <b>Bremsbackensatz</b>							
1.5 i 1.8 i 16V 1.6 i	59 82 59	02/96→10/97 01/95→10/97 09/93→10/97	➔	- ABS 10/93→ 06/96; - ABS		03.0137-0377.2 650377 03.0137-0377.2 650377	Ø 200 x 36 Ø 200 x 36
<b>KIA - SHUMA (FB) 09/96→12/01</b>							
 <b>Radbremszylinder</b>							
1.6	75	01/01→12/01	➔	05/01→; - ABS		24.3217-1120.3 020360	Ø 17,46 GG
<b>Zubehörsatz, Bremsbacken</b>							
1.5 i 16V 1.8 i 16V 1.6	65 81 75	10/97→03/01 10/97→03/01 01/01→12/01	➔	- ABS 05/01→; - ABS		03.0137-9241.2 669241 03.0137-9241.2 669241	
 <b>Bremstrommel</b>							
1.5 i 16V 1.8 i 16V 1.6	65 81 75	10/97→03/01 10/97→03/01 01/01→12/01	➔	- ABS 05/01→; - ABS		24.0220-0031.1 480125 24.0220-0031.1 480125	Ø 200,0 x 41,5 / 201 Ø 200,0 x 41,5 / 201
 <b>Bremsbackensatz</b>							
1.5 i 16V 1.8 i 16V 1.6	65 81 75	10/97→03/01 10/97→03/01 01/01→12/01	➔	- ABS 05/01→; - ABS		03.0137-0377.2 650377 03.0137-0377.2 650377	Ø 200 x 36 Ø 200 x 36
<b>KIA - SHUMA II (FB) 05/01→08/04</b>							
 <b>Radbremszylinder</b>							
1.6 1.8 1.8	75 84 81	05/01→08/04 04/03→08/04 05/01→06/04	➔	- ABS 04/03→; - ABS		24.3217-1120.3 020360 24.3217-1120.3 020360	Ø 17,46 GG Ø 17,46 GG
<b>Zubehörsatz, Bremsbacken</b>							
1.6 1.8 ↓	75 84 81	05/01→08/04 04/03→08/04 05/01→06/04	➔	- ABS 04/03→; - ABS		03.0137-9241.2 669241 03.0137-9241.2 669241	
















	kw				!#		
<b>KIA - SHUMA II (FB) 05/01→08/04</b>							
 <b>Bremstrommel</b>							
1.6	75	05/01→08/04	➡	- ABS		24.0220-0031.1 480125	Ø 200,0 x 41,5 / 201
1.8	84	04/03→08/04					
1.8	81	05/01→06/04	➡	04/03→; - ABS		24.0220-0031.1 480125	Ø 200,0 x 41,5 / 201
 <b>Bremsbackensatz</b>							
1.6	75	05/01→08/04	➡	- ABS		03.0137-0377.2 650377	Ø 200 x 36
1.8	84	04/03→08/04					
1.8	81	05/01→06/04	➡	04/03→; - ABS		03.0137-0377.2 650377	Ø 200 x 36
<b>KIA - SHUMA II Stufenheck (FB) 05/01→05/04</b>							
 <b>Radbremszylinder</b>							
1.6	75	05/01→05/04	➡	- ABS		24.3217-1120.3 020360	Ø 17,46 GG
<b>Zubehörsatz, Bremsbacken</b>							
1.6	75	05/01→05/04	➡	- ABS		03.0137-9241.2 669241	
 <b>Bremstrommel</b>							
1.6	75	05/01→05/04	➡	- ABS		24.0220-0031.1 480125	Ø 200,0 x 41,5 / 201
 <b>Bremsbackensatz</b>							
1.6	75	05/01→05/04	➡	- ABS		03.0137-0377.2 650377	Ø 200 x 36
<b>KIA - SHUMA Stufenheck (FB) 03/96→10/01</b>							
<b>Zubehörsatz, Bremsbacken</b>							
1.5	59	03/96→12/98		10/97→; - ABS		03.0137-9241.2 669241	
1.5 i 16V	65	10/97→10/01		→ 04/01; - ABS		03.0137-9241.2 669241	
 <b>Bremstrommel</b>							
1.5	59	03/96→12/98	➡	10/97→; - ABS		24.0220-0031.1 480125	Ø 200,0 x 41,5 / 201
1.5 i 16V	65	10/97→10/01	➡	→ 04/01; - ABS		24.0220-0031.1 480125	Ø 200,0 x 41,5 / 201
 <b>Bremsbackensatz</b>							
1.5	59	03/96→12/98	➡	10/97→; - ABS		03.0137-0377.2 650377	Ø 200 x 36
1.5 i 16V	65	10/97→10/01	➡	→ 04/01; - ABS		03.0137-0377.2 650377	Ø 200 x 36
<b>KIA - SORENTO I (JC) 08/02→</b>							
 <b>Bremsbackensatz, Feststellbremse</b>							
2.4	102	08/02→	➡	→ 11/06		03.0137-3009.2 653009	Ø 190 x 40 - HEB
2.5 CRDi	103	08/02→					
2.5 CRDi	120	05/06→	➡	→ 10/09		03.0137-3028.2 653028	Ø 190 x 40 - HEB
2.5 CRDi	125	12/06→					
3.3 V6	177	12/06→					
3.3 V6 4WD	182	02/07→	➡	11/07→ 10/09		03.0137-3028.2 653028	Ø 190 x 40 - HEB
3.5 V6 4WD	143	08/02→	➡	→ 10/09		03.0137-3009.2 653009	Ø 190 x 40 - HEB
<b>KIA - SORENTO II (XM) 09/09→</b>							
 <b>Bremsbackensatz, Feststellbremse</b>							
2.0 CRDi	110	11/10→		07/12→ 09/14		03.0137-3048.2 653048	Ø 189 x 27 - HEB
2.0 CRDi 4WD	110	11/10→		→ 06/12		03.0137-3052.2 653052	Ø 189 x 27 - HEB
2.2 CRDi	145	11/09→		→ 10/10		03.0137-3027.2 653027	Ø 189 x 26 - HEB
2.2 CRDi	147	11/09→					
2.2 CRDi 4WD	145	11/09→		07/12→ 09/14		03.0137-3048.2 653048	Ø 189 x 27 - HEB
2.4 CVVT	128	11/09→		11/10→ 06/12		03.0137-3052.2 653052	Ø 189 x 27 - HEB
2.4 CVVT 4WD	128	11/09→					
2.4 CVVT	141	10/12→		→ 09/14		03.0137-3048.2 653048	Ø 189 x 27 - HEB
2.4 CVVT 4WD	141	10/12→					
2.4 GDI	141	10/12→					
2.4 GDI 4WD	141	10/12→					
3.5 4WD	204	05/13→	➡			03.0137-3027.2 653027	Ø 189 x 26 - HEB
<b>KIA - SOUL (AM) 01/09→</b>							
 <b>Bremsbackensatz, Feststellbremse</b>							
1.6	91	09/09→12/14		→ 02/14; + ABS		03.0137-3026.2 653026	Ø 167 x 32 + HEB
1.6 CRDi 115	85	02/09→					
1.6 CRDi 128	94	02/09→					
1.6 CVVT	77	02/09→					


































	kw				!#		
<b>KIA - SOUL (AM) 01/09→</b>							
 <b>Bremsbackensatz, Feststellbremse</b>							
1.6 CVVT	93	02/09→		→ 02/14; + ABS		03.0137-3026.2 653026	Ø 167 x 32 + HEB
1.6 CVVT	95	03/12→					
1.6 GDI	103	06/11→					
1.6 LPG	92	02/09→12/14		+ ABS		03.0137-3026.2 653026	Ø 167 x 32 + HEB
<b>KIA - SOUL II (PS) 02/14→</b>							
 <b>Bremsbackensatz, Feststellbremse</b>							
1.6 CRDi 128	94	02/14→		→ 02/14; + ABS		03.0137-3026.2 653026	Ø 167 x 32 + HEB
<b>KIA - SPORTAGE (JE_, KM_) 09/04→</b>							
 <b>Bremsbackensatz, Feststellbremse</b>							
2.0	122	01/09→05/10	➔			03.0137-3016.2 653016	Ø 167 x 27 - HEB
2.0 16V 4WD	104	09/04→	➔	→ 05/10		03.0137-3004.2 653004	Ø 190 x 40 + HEB
2.0 CRDi 4WD	83	09/04→					
2.0 CRDi 4WD	100	01/06→					
2.0 CRDi 4WD	103	01/06→					
2.0 CRDi 4WD	110	09/08→					
2.7 V6 4WD	129	09/04→					
2.0 CRDi	83	02/05→	➔	→ 05/10		03.0137-3016.2 653016	Ø 167 x 27 - HEB
2.0 CRDi	100	01/06→					
2.0 CRDi	103	01/06→					
2.0 CRDi	110	09/07→					
2.0 i 16V	104	09/04→					
<b>KIA - SPORTAGE (K00) 04/94→08/04</b>							
 <b>Radbremszylinder</b>							
2.0	87	10/00→08/03	➔			24.3220-1752.3 020591	Ø 20,64 GG
2.0 4WD	87	10/00→08/03					
2.0 i 16V	94	10/99→08/03					
2.0 TD 4WD	61	10/97→08/03					
2.0 i 16V 4WD	94	04/94→08/03	➔	→ 09/99		24.3220-1746.3 020580	Ø 20,64 ALU
			➔	10/99→		24.3220-1752.3 020591	Ø 20,64 GG
2.0 i 16V 4WD	95	11/98→08/04	➔	→ 09/99		24.3220-1746.3 020580	Ø 20,64 ALU
			➔	10/99→ 08/03		24.3220-1752.3 020591	Ø 20,64 GG
2.0 i 4WD	70	04/94→08/99	➔			24.3220-1746.3 020580	Ø 20,64 ALU
<b>KIA - SPORTAGE (SL) 09/09→</b>							
 <b>Bremsbackensatz, Feststellbremse</b>							
2.0 CRDi AWD	100	07/10→		→ 12/15		03.0137-3030.2 653030	Ø 189 x 40 + HEB
2.0 CRDi AWD	135	08/10→					
2.0 CVVT AWD	120	07/10→					
2.0 CVVT AWD	122	07/10→					
2.0 GDI AWD	122	02/14→					
2.0 CVVT	113	11/14→12/15	➔	Made in Slowakische Republik		03.0137-3029.2 653029	Ø 167 x 26 - HEB
			➔	Made in Republik Korea (Südkorea)		03.0137-3030.2 653030	Ø 189 x 40 + HEB
2.0 CVVT AWD	110	06/10→12/13				03.0137-3030.2 653030	Ø 189 x 40 + HEB
<b>LADA - 110 (2110) 01/95→12/12</b>							
 <b>Radbremszylinder</b>							
1.5	54	01/95→12/05	➔			24.3220-1103.3 020214	Ø 20,64 GG
1.5	57	01/95→12/05					
1.5 16V	70	01/95→12/05					
1.6	66	01/00→04/07					
2.0 i	110	08/96→07/00					
Wankel	88	06/97→09/04					
1.6	60	01/00→12/12	➔	→ 08/07		24.3220-1103.3 020214	Ø 20,64 GG
<b>Zubehörsatz, Bremsbacken</b>							
1.5	54	01/95→12/05		- ABS		03.0137-9118.2 669118	
1.5	57	01/95→12/05					
1.5 16V	70	01/95→12/05					
1.6	66	01/00→04/07					
2.0 i	110	08/96→07/00					
Wankel	88	06/97→09/04					
1.6	60	01/00→12/12		→ 08/07; - ABS		03.0137-9118.2 669118	
 <b>Bremstrommel</b>							
1.5	54	01/95→12/05	➔			24.0220-0020.1 480059	Ø 200,0 x 50 / 201,5
1.5	57	01/95→12/05					
1.5 16V	70	01/95→12/05					

	kw				!#		
<b>LADA - 110 (2110) 01/95→12/12</b>							
 <b>Bremstrommel</b>							
1.6 2.0 i Wankel	66 110 88	01/00→04/07 08/96→07/00 06/97→09/04	➔			24.0220-0020.1 480059	Ø 200,0 x 50 / 201,5
1.6	60	01/00→12/12	➔	→ 08/07		24.0220-0020.1 480059	Ø 200,0 x 50 / 201,5
 <b>Bremsbackensatz</b>							
1.5 1.5 1.5 16V 1.6 2.0 i Wankel	54 57 70 66 110 88	01/95→12/05 01/95→12/05 01/95→12/05 01/00→04/07 08/96→07/00 06/97→09/04	➔	- ABS		03.0137-0231.2 650231	Ø 200 x 41
1.6	60	01/00→12/12	➔	→ 08/07; - ABS		03.0137-0231.2 650231	Ø 200 x 41
<b>LADA - 111 (2111) 01/95→</b>							
 <b>Radbremszylinder</b>							
1.5 1.5 16V	57 70	01/96→12/05 01/95→08/02	➔			24.3220-1103.3 020214	Ø 20,64 GG
1.6	60	09/04→12/13	➔	01/05→ 12/08		24.3220-1103.3 020214	Ø 20,64 GG
1.6	66	09/04→	➔	03/06→ 12/08		24.3220-1103.3 020214	Ø 20,64 GG
<b>Zubehörsatz, Bremsbacken</b>							
1.5 1.5 16V	57 70	01/96→12/05 01/95→08/02		- ABS		03.0137-9118.2 669118	
1.6	60	09/04→12/13		01/05→ 12/08; - ABS		03.0137-9118.2 669118	
1.6	66	09/04→		03/06→ 12/08; - ABS		03.0137-9118.2 669118	
 <b>Bremstrommel</b>							
1.5 1.5 16V	57 70	01/96→12/05 01/95→08/02	➔			24.0220-0020.1 480059	Ø 200,0 x 50 / 201,5
1.6	60	09/04→12/13	➔	01/05→ 12/08		24.0220-0020.1 480059	Ø 200,0 x 50 / 201,5
1.6	66	09/04→	➔	03/06→ 12/08		24.0220-0020.1 480059	Ø 200,0 x 50 / 201,5
 <b>Bremsbackensatz</b>							
1.5 1.5 16V	57 70	01/96→12/05 01/95→08/02	➔	- ABS		03.0137-0231.2 650231	Ø 200 x 41
1.6	60	09/04→12/13	➔	01/05→ 12/08; - ABS		03.0137-0231.2 650231	Ø 200 x 41
1.6	66	09/04→	➔	03/06→ 12/08; - ABS		03.0137-0231.2 650231	Ø 200 x 41
<b>LADA - 112 (2112) 01/95→12/11</b>							
 <b>Radbremszylinder</b>							
1.5 1.5 1.5 16V 1.6	54 57 70 66	01/95→10/00 01/95→09/04 01/95→09/00 03/06→12/08	➔			24.3220-1103.3 020214	Ø 20,64 GG
1.6	60	01/05→12/11	➔	→ 12/08		24.3220-1103.3 020214	Ø 20,64 GG
<b>Zubehörsatz, Bremsbacken</b>							
1.5 1.5 1.5 16V 1.6	54 57 70 66	01/95→10/00 01/95→09/04 01/95→09/00 03/06→12/08		- ABS		03.0137-9118.2 669118	
1.6	60	01/05→12/11		→ 12/08; - ABS		03.0137-9118.2 669118	
 <b>Bremstrommel</b>							
1.5 1.5 1.5 16V 1.6	54 57 70 66	01/95→10/00 01/95→09/04 01/95→09/00 03/06→12/08	➔			24.0220-0020.1 480059	Ø 200,0 x 50 / 201,5
1.6	60	01/05→12/11	➔	→ 12/08		24.0220-0020.1 480059	Ø 200,0 x 50 / 201,5
 <b>Bremsbackensatz</b>							
1.5 1.5 1.5 16V 1.6	54 57 70 66	01/95→10/00 01/95→09/04 01/95→09/00 03/06→12/08	➔	- ABS		03.0137-0231.2 650231	Ø 200 x 41
1.6	60	01/05→12/11	➔	→ 12/08; - ABS		03.0137-0231.2 650231	Ø 200 x 41

	kw				!#		
<b>LADA - 1200-1600 01/70→12/05</b>							
 <b>Radbremsszylinder</b>							
1600 N/L (VAZ2106, VAZ2103)	57	03/79→12/05	➔	→ 06/85		24.3220-1103.3 020213	Ø 20,64 GG
<b>Zubehörsatz, Bremsbacken</b>							
1600 N/L (VAZ2106, VAZ2103)	57	03/79→12/05	➔	→ 06/85		03.0137-9117.2 669117	
 <b>Bremsbackensatz</b>							
1600 N/L (VAZ2106, VAZ2103)	57	03/79→12/05	➔	→ 06/85		03.0137-0232.2 650232 03.0420-0620.3 680620	Ø 250 x 51 Ø 250 x 51 Ø 20,64 + RZ / + Zub Kit
 <b>Seilzug, Feststellbremse</b>							
1600 N/L (VAZ2106, VAZ2103)	57	03/79→12/05	➔	↓; → 06/85; Trommelbremse	1	24.3727-2402.2 582402	L= 2.503
<b>LADA - KALINA Kombi (1117) 10/04→</b>							
 <b>Radbremsszylinder</b>							
1.4 16V 1.4 16V LPG 1.6 1.6	66 65 60 62	11/08→12/13 11/08→ 10/04→12/13 01/10→	➔			24.3220-1103.3 020214	Ø 20,64 GG
<b>Zubehörsatz, Bremsbacken</b>							
1.4 16V 1.4 16V LPG 1.6 1.6	66 65 60 62	11/08→12/13 11/08→ 10/04→12/13 01/10→	➔	- ABS		03.0137-9118.2 669118	
 <b>Bremstrommel</b>							
1.4 16V 1.4 16V LPG 1.6 1.6	66 65 60 62	11/08→12/13 11/08→ 10/04→12/13 01/10→	➔			24.0220-0020.1 480059	Ø 200,0 x 50 / 201,5
 <b>Bremsbackensatz</b>							
1.4 16V 1.4 16V LPG 1.6 1.6	66 65 60 62	11/08→12/13 11/08→ 10/04→12/13 01/10→	➔	- ABS		03.0137-0231.2 650231	Ø 200 x 41
<b>LADA - KALINA Kombi (2194) 11/13→</b>							
 <b>Radbremsszylinder</b>							
1.6 1.6	64 72	11/13→ 11/13→	➔			24.3220-1103.3 020214	Ø 20,64 GG
<b>Zubehörsatz, Bremsbacken</b>							
1.6 1.6	64 72	11/13→ 11/13→	➔	- ABS		03.0137-9118.2 669118	
 <b>Bremstrommel</b>							
1.6 1.6	64 72	11/13→ 11/13→	➔			24.0220-0020.1 480059	Ø 200,0 x 50 / 201,5
 <b>Bremsbackensatz</b>							
1.6 1.6	64 72	11/13→ 11/13→	➔	- ABS		03.0137-0231.2 650231	Ø 200 x 41
<b>LADA - KALINA Schrägheck (1119) 10/04→12/13</b>							
 <b>Radbremsszylinder</b>							
1.4 16V 1.4 16V LPG 1.6 1.6 1.6	66 65 60 62 66	11/08→12/13 11/08→12/13 10/04→12/13 01/10→12/13 10/04→12/13	➔			24.3220-1103.3 020214	Ø 20,64 GG
<b>Zubehörsatz, Bremsbacken</b>							
1.4 16V 1.4 16V LPG 1.6 1.6 1.6 ↓	66 65 60 62 66	11/08→12/13 11/08→12/13 10/04→12/13 01/10→12/13 10/04→12/13	➔	- ABS		03.0137-9118.2 669118	















	kw				!#		
<b>LADA - KALINA Schrägheck (1119) 10/04→12/13</b>							
 <b>Bremstrommel</b>							
1.4 16V	66	11/08→12/13	➔			24.0220-0020.1 480059	Ø 200,0 x 50 / 201,5
1.4 16V LPG	65	11/08→12/13					
1.6	60	10/04→12/13					
1.6	62	01/10→12/13					
1.6	66	10/04→12/13					
 <b>Bremsbackensatz</b>							
1.4 16V	66	11/08→12/13	➔	- ABS		03.0137-0231.2 650231	Ø 200 x 41
1.4 16V LPG	65	11/08→12/13					
1.6	60	10/04→12/13					
1.6	62	01/10→12/13					
1.6	66	10/04→12/13					
<b>LADA - KALINA Schrägheck (2192) 06/13→</b>							
 <b>Radbremszylinder</b>							
1.6	64	06/13→	➔			24.3220-1103.3 020214	Ø 20,64 GG
1.6	72	06/13→					
<b>Zubehörsatz, Bremsbacken</b>							
1.6	64	06/13→	➔	- ABS		03.0137-9118.2 669118	
1.6	72	06/13→					
 <b>Bremstrommel</b>							
1.6	64	06/13→	➔			24.0220-0020.1 480059	Ø 200,0 x 50 / 201,5
1.6	72	06/13→					
 <b>Bremsbackensatz</b>							
1.6	64	06/13→	➔	- ABS		03.0137-0231.2 650231	Ø 200 x 41
1.6	72	06/13→					
<b>LADA - KALINA Stufenheck (1118) 10/04→</b>							
 <b>Radbremszylinder</b>							
1.4 16V	66	11/08→12/09	➔			24.3220-1103.3 020214	Ø 20,64 GG
1.4 16V LPG	65	11/08→12/13					
1.6	60	10/04→12/09					
1.6	62	01/10→					
1.6	66	10/04→					
<b>Zubehörsatz, Bremsbacken</b>							
1.4 16V	66	11/08→12/09	➔	- ABS		03.0137-9118.2 669118	
1.4 16V LPG	65	11/08→12/13					
1.6	60	10/04→12/09					
1.6	62	01/10→					
1.6	66	10/04→					
 <b>Bremstrommel</b>							
1.4 16V	66	11/08→12/09	➔			24.0220-0020.1 480059	Ø 200,0 x 50 / 201,5
1.4 16V LPG	65	11/08→12/13					
1.6	60	10/04→12/09					
1.6	62	01/10→					
1.6	66	10/04→					
 <b>Bremsbackensatz</b>							
1.4 16V	66	11/08→12/09	➔	- ABS		03.0137-0231.2 650231	Ø 200 x 41
1.4 16V LPG	65	11/08→12/13					
1.6	60	10/04→12/09					
1.6	62	01/10→					
1.6	66	10/04→					
<b>LADA - NIVA Geländewagen geschlossen (2121, 2131) 12/76→</b>							
 <b>Radbremszylinder</b>							
1700 i	59	06/96→12/06	➔			24.3220-1102.3 020213	Ø 20,64 GG
1700 i 4x4	60	10/00→12/10					
1700 i 4x4	61	09/10→					
1900 Diesel	55	01/99→12/06					
1900 Diesel	48	01/93→08/99	➔	03/93→		24.3220-1102.3 020213	Ø 20,64 GG
<b>Zubehörsatz, Bremsbacken</b>							
1700 i	59	06/96→12/06	➔			03.0137-9117.2 669117	
1700 i 4x4	60	10/00→12/10					
1700 i 4x4	61	09/10→					
1900 Diesel	55	01/99→12/06					
1900 Diesel	48	01/93→08/99	➔	03/93→		03.0137-9117.2 669117	
↓							
















	kW				!#			
<b>LADA - NIVA Geländewagen geschlossen (2121, 2131) 12/76→</b>								
 <b>Bremstrommel</b>								
1700 i	59	06/96→12/06	➔			24.0225-0004.1	480058	Ø 250,0 x 57,5 / 251,5
1700 i 4x4	60	10/00→12/10						
1700 i 4x4	61	09/10→						
1900 Diesel	55	01/99→12/06						
1900 Diesel	48	01/93→08/99	➔	03/93→		24.0225-0004.1	480058	Ø 250,0 x 57,5 / 251,5
 <b>Bremsbackensatz</b>								
1700 i	59	06/96→12/06	➔			03.0137-0232.2	650232	Ø 250 x 51
1700 i 4x4	60	10/00→12/10						
1700 i 4x4	61	09/10→						
1900 Diesel	55	01/99→12/06						
1900 Diesel	48	01/93→08/99	➔	03/93→		03.0137-0232.2	650232	Ø 250 x 51
<b>LADA - NOVA (2105) 05/81→04/12</b>								
 <b>Radbremszylinder</b>								
1200 Junior/L (VAZ, WAS2105)	44	09/81→04/12	➔	→ 12/96		24.3220-1103.3	020214	Ø 20,64 GG
1300 Spezial/L (VAZ, WAS2105)	48	05/81→04/12						
1500 S (WAS21093)	52	06/89→04/12						
1500 Special (VAZ2105, WAS21053)	55	03/85→04/12						
<b>Zubehörsatz, Bremsbacken</b>								
1200 Junior/L (VAZ, WAS2105)	44	09/81→04/12	➔	→ 12/96		03.0137-9117.2	669117	
1300 Spezial/L (VAZ, WAS2105)	48	05/81→04/12						
1500 S (WAS21093)	52	06/89→04/12						
1500 Special (VAZ2105, WAS21053)	55	03/85→04/12						
 <b>Bremsbackensatz</b>								
1200 Junior/L (VAZ, WAS2105)	44	09/81→04/12	➔	→ 12/96		03.0137-0232.2	650232	Ø 250 x 51
1300 Spezial/L (VAZ, WAS2105)	48	05/81→04/12						
1500 S (WAS21093)	52	06/89→04/12						
1500 Special (VAZ2105, WAS21053)	55	03/85→04/12						
 <b>Seilzug, Feststellbremse</b>								
1200 Junior/L (VAZ, WAS2105)	44	09/81→04/12	➔	⬇; → 12/96; Trommelbremse	1	24.3727-2402.2	582402	L= 2.503
1300 Spezial/L (VAZ, WAS2105)	48	05/81→04/12						
1500 S (WAS21093)	52	06/89→04/12						
1500 Special (VAZ2105, WAS21053)	55	03/85→04/12						
<b>LADA - NOVA Kombi (2104) 09/84→04/12</b>								
 <b>Radbremszylinder</b>								
1500	49	08/94→04/12	➔	→ 12/96		24.3220-1103.3	020214	Ø 20,64 GG
<b>Zubehörsatz, Bremsbacken</b>								
1500	49	08/94→04/12	➔	→ 12/96		03.0137-9117.2	669117	
 <b>Bremsbackensatz</b>								
1500	49	08/94→04/12	➔	→ 12/96		03.0137-0232.2	650232	Ø 250 x 51
 <b>Seilzug, Feststellbremse</b>								
1500	49	08/94→04/12	➔	⬇; → 12/96; Trommelbremse	1	24.3727-2402.2	582402	L= 2.503
<b>LADA - PRIORA Kombi (2171) 10/09→</b>								
 <b>Radbremszylinder</b>								
1.6	72	10/09→	➔			24.3220-1103.3	020214	Ø 20,64 GG
<b>Zubehörsatz, Bremsbacken</b>								
1.6 ↓	72	10/09→	➔	- ABS		03.0137-9118.2	669118	












	kw				!#		
<b>LADA - PRIORA Kombi (2171) 10/09→</b>							
 <b>Bremstrommel</b>							
1.6	72	10/09→	→			24.0220-0020.1 480059	Ø 200,0 x 50 / 201,5
 <b>Bremsbackensatz</b>							
1.6	72	10/09→	→	- ABS		03.0137-0231.2 650231	Ø 200 x 41
<b>LADA - PRIORA Schrägheck (2172) 12/08→</b>							
 <b>Radbremszylinder</b>							
1.6	60	12/08→12/13	→			24.3220-1103.3 020214	Ø 20,64 GG
1.6	72	12/08→					
1.6 LPG	71	12/08→					
<b>Zubehörsatz, Bremsbacken</b>							
1.6	60	12/08→12/13	→	- ABS		03.0137-9118.2 669118	
1.6	72	12/08→					
1.6 LPG	71	12/08→					
 <b>Bremstrommel</b>							
1.6	60	12/08→12/13	→			24.0220-0020.1 480059	Ø 200,0 x 50 / 201,5
1.6	72	12/08→					
1.6 LPG	71	12/08→					
 <b>Bremsbackensatz</b>							
1.6	60	12/08→12/13	→	- ABS		03.0137-0231.2 650231	Ø 200 x 41
1.6	72	12/08→					
1.6 LPG	71	12/08→					
<b>LADA - PRIORA Stufenheck (2170) 04/07→</b>							
 <b>Radbremszylinder</b>							
1.6	60	12/08→12/13	→			24.3220-1103.3 020214	Ø 20,64 GG
1.6	72	04/07→					
1.6 LPG	71	03/09→					
<b>Zubehörsatz, Bremsbacken</b>							
1.6	60	12/08→12/13	→	- ABS		03.0137-9118.2 669118	
1.6	72	04/07→					
1.6 LPG	71	03/09→					
 <b>Bremstrommel</b>							
1.6	60	12/08→12/13	→			24.0220-0020.1 480059	Ø 200,0 x 50 / 201,5
1.6	72	04/07→					
1.6 LPG	71	03/09→					
 <b>Bremsbackensatz</b>							
1.6	60	12/08→12/13	→	- ABS		03.0137-0231.2 650231	Ø 200 x 41
1.6	72	04/07→					
1.6 LPG	71	03/09→					
<b>LADA - SAMARA (2108, 2109, 2115, 2113, 2114) 01/86→12/13</b>							
 <b>Radbremszylinder</b>							
1.5	56	04/96→12/13	→	→ 12/99		24.3220-1103.3 020214	Ø 20,64 GG
1500	52	02/95→12/06					
1100	43	02/96→08/99	→			24.3220-1103.3 020214	Ø 20,64 GG
1300	45	09/91→08/99					
1300	46	06/87→12/96					
1300	50	02/96→12/96					
1500	50	09/91→12/96					
1500	53	09/87→12/96					
<b>Zubehörsatz, Bremsbacken</b>							
1.5	56	04/96→12/13	→	→ 12/99; - ABS		03.0137-9118.2 669118	
1500	52	02/95→12/06					
1100	43	02/96→08/99	→	- ABS		03.0137-9118.2 669118	
1300	45	09/91→08/99					
1300	46	06/87→12/96					
1300	50	02/96→12/96					
1500	50	09/91→12/96					
1500	53	09/87→12/96					
 <b>Bremstrommel</b>							
1.5	56	04/96→12/13	→	→ 12/99		24.0220-0020.1 480059	Ø 200,0 x 50 / 201,5
1500	52	02/95→12/06					
1100	43	02/96→08/99	→			24.0220-0020.1 480059	Ø 200,0 x 50 / 201,5
1300	45	09/91→08/99					
1300	46	06/87→12/96					
↓							







































	kW				#		
<b>LADA - SAMARA (2108, 2109, 2115, 2113, 2114) 01/86→12/13</b>							
 <b>Bremstrommel</b>							
1300 1500 1500	50 50 53	02/96→12/96 09/91→12/96 09/87→12/96	➔			24.0220-0020.1 480059	∅ 200,0 x 50 / 201,5
 <b>Bremsbackensatz</b>							
1.5 1500	56 52	04/96→12/13 02/95→12/06	➔	→ 12/99; - ABS		03.0137-0231.2 650231	∅ 200 x 41
1100 1300 1300 1300 1500 1500	43 45 46 50 50 53	02/96→08/99 09/91→08/99 06/87→12/96 02/96→12/96 09/91→12/96 09/87→12/96	➔	- ABS		03.0137-0231.2 650231	∅ 200 x 41
 <b>Seilzug, Feststellbremse</b>							
1.5 1500	56 52	04/96→12/13 02/95→12/06	➔	⬇; → 12/99; Trommelbremse	2	24.3727-2403.2 582403	L= 1.617
1100 1300 1300 1300 1500 1500	43 45 46 50 50 53	02/96→08/99 09/91→08/99 06/87→12/96 02/96→12/96 09/91→12/96 09/87→12/96	➔	⬇; Trommelbremse	2	24.3727-2403.2 582403	L= 1.617
<b>LADA - SAMARA FORMA Stufenheck (21099, 2115) 09/87→12/12</b>							
 <b>Radbremsszylinder</b>							
1100 1300 1300 1300 1500 1500 1500	39 45 46 48 50 52 53	07/91→08/99 07/91→08/99 05/90→08/99 05/89→07/97 07/91→12/96 11/94→12/06 09/91→12/96	➔	→ 12/95		24.3220-1103.3 020214	∅ 20,64 GG
<b>Zubehörsatz, Bremsbacken</b>							
1100 1300 1300 1300 1500 1500 1500	39 45 46 48 50 52 53	07/91→08/99 07/91→08/99 05/90→08/99 05/89→07/97 07/91→12/96 11/94→12/06 09/91→12/96	➔	→ 12/95; - ABS		03.0137-9118.2 669118	
 <b>Bremstrommel</b>							
1100 1300 1300 1300 1500 1500 1500	39 45 46 48 50 52 53	07/91→08/99 07/91→08/99 05/90→08/99 05/89→07/97 07/91→12/96 11/94→12/06 09/91→12/96	➔	→ 12/95		24.0220-0020.1 480059	∅ 200,0 x 50 / 201,5
 <b>Bremsbackensatz</b>							
1100 1300 1300 1300 1500 1500 1500	39 45 46 48 50 52 53	07/91→08/99 07/91→08/99 05/90→08/99 05/89→07/97 07/91→12/96 11/94→12/06 09/91→12/96	➔	→ 12/95; - ABS		03.0137-0231.2 650231	∅ 200 x 41
 <b>Seilzug, Feststellbremse</b>							
1100 1300 1300 1300 1500 1500 1500	39 45 46 48 50 52 53	07/91→08/99 07/91→08/99 05/90→08/99 05/89→07/97 07/91→12/96 11/94→12/06 09/91→12/96	➔	⬇; → 12/95; Trommelbremse	2	24.3727-2403.2 582403	L= 1.617
<b>LADA - TAIGA II (2123) 09/02→</b>							
 <b>Radbremsszylinder</b>							
1.7 1.7 1.7 LPG ↓	59 61 57	09/02→ 08/04→ 09/02→	➔			24.3220-1103.3 020214	∅ 20,64 GG

	kw				!#		
<b>LADA - TAIGA II (2123) 09/02→</b>							
<b>Zubehörsatz, Bremsbacken</b>							
1.7	59	09/02→	➔			03.0137-9117.2	669117
1.7	61	08/04→					
1.7 LPG	57	09/02→					
<b> Bremstrommel</b>							
1.7	59	09/02→	➔			24.0225-0004.1	480058 Ø 250,0 x 57,5 / 251,5
1.7	61	08/04→					
1.7 LPG	57	09/02→					
<b> Bremsbackensatz</b>							
1.7	59	09/02→	➔			03.0137-0232.2	650232 Ø 250 x 51
1.7	61	08/04→					
1.7 LPG	57	09/02→					
<b>LADA - TOSCANA (2107) 05/82→05/12</b>							
<b> Radbremszylinder</b>							
1300	48	12/85→05/12	➔	→ 12/96		24.3220-1103.3	020214 Ø 20,64 GG
<b>Zubehörsatz, Bremsbacken</b>							
1300	48	12/85→05/12	➔	→ 12/96		03.0137-9117.2	669117
<b> Bremsbackensatz</b>							
1300	48	12/85→05/12	➔	→ 12/96		03.0137-0232.2	650232 Ø 250 x 51
<b> Seilzug, Feststellbremse</b>							
1300	48	12/85→05/12	➔	☑; → 12/96; Trommelbremse	1	24.3727-2402.2	582402 L= 2.503
<b>LANCIA - DEDRA (835_) 01/89→07/99</b>							
<b> Radbremszylinder</b>							
1.6 16V (835EI)	76	01/96→07/99	➔			24.3222-1701.3	020376 Ø 22,2 GG
1.6 LE Cat (835EB)	66	07/94→07/99					
1.6 i.e. (835AN)	55	04/93→07/99	➔	→ 10/93; - ABS		24.3222-1701.3	020376 Ø 22,2 GG
			➔	11/93→		24.3222-1701.3	020376 Ø 22,2 GG
<b>Zubehörsatz, Bremsbacken</b>							
1.6 16V (835EI)	76	01/96→07/99	➔			03.0137-9088.2	669088 BDX
1.6 LE Cat (835EB)	66	07/94→07/99					
1.6 i.e. (835AN)	55	04/93→07/99	➔	→ 10/93; - ABS		03.0137-9088.2	669088 BDX
			➔	11/93→		03.0137-9088.2	669088 BDX
<b> Bremstrommel</b>							
1.6 16V (835EI)	76	01/96→07/99	➔			24.0218-0011.1	480006 Ø 180,0 x 40 / 181,4
1.6 LE Cat (835EB)	66	07/94→07/99					
1.6 i.e. (835AN)	55	04/93→07/99	➔	→ 10/93; - ABS		24.0218-0011.1	480006 Ø 180,0 x 40 / 181,4
			➔	11/93→		24.0218-0011.1	480006 Ø 180,0 x 40 / 181,4
<b> Bremsbackensatz</b>							
1.6 16V (835EI)	76	01/96→07/99	➔			03.0137-0207.2	650207 BDX Ø 180 x 32 + HEB
1.6 LE Cat (835EB)	66	07/94→07/99				03.0420-4322.3	684322 BDX Ø 180 x 32 Ø 22,2 + RZ / + Zub Kit
1.6 i.e. (835AN)	55	04/93→07/99	➔	→ 10/93; - ABS		03.0137-0207.2	650207 BDX Ø 180 x 32 + HEB
			➔	11/93→		03.0420-4322.3	684322 BDX Ø 180 x 32 Ø 22,2 + RZ / + Zub Kit
			➔	11/93→		03.0137-0207.2	650207 BDX Ø 180 x 32 + HEB
			➔	11/93→		03.0420-4322.3	684322 BDX Ø 180 x 32 Ø 22,2 + RZ / + Zub Kit
<b> Seilzug, Feststellbremse</b>							
1.6 16V (835EI)	76	01/96→07/99	➔	☑; für Fahrzeuge mit Klimaanlage; Scheibenbremse		24.3727-0006.2	580006 L= 1.460
1.6 LE Cat (835EB)	66	07/94→07/99	➔	☑; für Fahrzeuge ohne Klimaanlage; Trommelbremse		24.3727-0510.2	580510 L= 1.375
			➔	☐; für Fahrzeuge ohne Klimaanlage; Trommelbremse		24.3727-0511.2	580511 L= 1.415
			➔	☐; für Fahrzeuge mit Klimaanlage; Scheibenbremse		24.3727-0521.2	580521 L= 1.517
↓							










	kw				!#											
<b>LANCIA - DEDRA (835_) 01/89→07/99</b>																
 <b>Seilzug, Feststellbremse</b>																
1.6 i.e. (835AN)	55	04/93→07/99	➔	<input type="checkbox"/> ; 11/93→; für Fahrzeuge mit Klimaanlage; Scheibenbremse	24.3727-0006.2	580006	L= 1.460									
			➔	<input type="checkbox"/> ; → 10/93; + ABS; Scheibenbremse	24.3727-0006.2	580006	L= 1.460									
			➔	<input type="checkbox"/> ; 11/93→; für Fahrzeuge ohne Klimaanlage; Trommelbremse	24.3727-0510.2	580510	L= 1.375									
			➔	<input type="checkbox"/> ; → 10/93; - ABS; Trommelbremse	24.3727-0510.2	580510	L= 1.375									
			➔	<input type="checkbox"/> ; → 10/93; - ABS; Trommelbremse	24.3727-0511.2	580511	L= 1.415									
			➔	<input type="checkbox"/> ; 11/93→; für Fahrzeuge ohne Klimaanlage; Trommelbremse	24.3727-0511.2	580511	L= 1.415									
			➔	<input type="checkbox"/> ; → 10/93; + ABS; Scheibenbremse	24.3727-0521.2	580521	L= 1.517									
			➔	<input type="checkbox"/> ; 11/93→; für Fahrzeuge mit Klimaanlage; Scheibenbremse	24.3727-0521.2	580521	L= 1.517									
1.8 16V LE (835FG)	83	03/96→07/99	➔	<input type="checkbox"/> ; Scheibenbremse	24.3727-0006.2	580006	L= 1.460									
1.8 i.e. (835FA)	74	07/94→07/99	➔	<input type="checkbox"/> ; Scheibenbremse	24.3727-0521.2	580521	L= 1.517									
2.0 16V (835ED)	102	07/94→07/99	➔	<input type="checkbox"/> ; Scheibenbremse	24.3727-0521.2	580521	L= 1.517									
1.8 i.e. (835AT)	66	08/93→07/99	➔	<input type="checkbox"/> ; 11/93→; Scheibenbremse	24.3727-0006.2	580006	L= 1.460									
			➔	<input type="checkbox"/> ; → 10/93; Scheibenbremse	24.3727-0006.2	580006	L= 1.460									
			➔	<input type="checkbox"/> ; 11/93→; Scheibenbremse	24.3727-0521.2	580521	L= 1.517									
			➔	<input type="checkbox"/> ; → 10/93; Scheibenbremse	24.3727-0521.2	580521	L= 1.517									
1.8 i.e. (835BD, 835AD)	77	09/89→07/99	➔	<input type="checkbox"/> ; 01/90→ 10/93; Scheibenbremse	24.3727-0006.2	580006	L= 1.460									
			1.9 TDS (835EE, 835EF)	66	04/89→07/99	➔	<input type="checkbox"/> ; 11/93→; Scheibenbremse	24.3727-0006.2	580006	L= 1.460						
						➔	<input type="checkbox"/> ; 01/90→ 10/93; Scheibenbremse	24.3727-0521.2	580521	L= 1.517						
2.0 i.e. (835AL)	83	09/89→07/99	➔	<input type="checkbox"/> ; 11/93→; Scheibenbremse	24.3727-0521.2	580521	L= 1.517									
2.0 i.e. Turbo (835AR)	119	04/91→07/99	➔	<input type="checkbox"/> ; 05/91→ 10/93; Scheibenbremse	24.3727-0006.2	580006	L= 1.460									
			➔	<input type="checkbox"/> ; 11/93→; Scheibenbremse	24.3727-0006.2	580006	L= 1.460									
			➔	<input type="checkbox"/> ; 05/91→ 10/93; Scheibenbremse	24.3727-0521.2	580521	L= 1.517									
			➔	<input type="checkbox"/> ; 11/93→; Scheibenbremse	24.3727-0521.2	580521	L= 1.517									
<b>LANCIA - DEDRA SW (835_) 07/94→07/99</b>																
 <b>Radbremszylinder</b>																
1.6 (835EB)	66	10/94→07/99	➔		24.3222-1701.3	020376	Ø 22,2 GG									
1.6 16V (835EI)	76	01/96→07/99	➔													
<b>Zubehörsatz, Bremsbacken</b>																
1.6 (835EB)	66	10/94→07/99	➔		03.0137-9088.2	669088	BDX									
1.6 16V (835EI)	76	01/96→07/99	➔													
 <b>Bremstrommel</b>																
1.6 (835EB)	66	10/94→07/99	➔		24.0218-0011.1	480006	Ø 180,0 x 40 / 181,4									
1.6 16V (835EI)	76	01/96→07/99	➔													
 <b>Bremsbackensatz</b>																
1.6 (835EB)	66	10/94→07/99	➔		03.0137-0207.2	650207	BDX Ø 180 x 32 + HEB									
1.6 16V (835EI)	76	01/96→07/99	➔		03.0420-4322.3	684322	BDX Ø 180 x 32 Ø 22,2 + RZ / + Zub Kit									
 <b>Seilzug, Feststellbremse</b>																
1.6 (835EB)	66	10/94→07/99	➔	<input type="checkbox"/> ; für Fahrzeuge mit Klimaanlage; Scheibenbremse	24.3727-0006.2	580006	L= 1.460									
			1.6 16V (835EI)	76	01/96→07/99	➔	<input type="checkbox"/> ; für Fahrzeuge ohne Klimaanlage; Trommelbremse	24.3727-0510.2	580510	L= 1.375						
						➔	<input type="checkbox"/> ; für Fahrzeuge ohne Klimaanlage; Trommelbremse	24.3727-0511.2	580511	L= 1.415						
						➔	<input type="checkbox"/> ; für Fahrzeuge mit Klimaanlage; Scheibenbremse	24.3727-0521.2	580521	L= 1.517						
1.8 16V LE (835FG)	83	03/96→07/99	➔	<input type="checkbox"/> ; Scheibenbremse	24.3727-0006.2	580006	L= 1.460									
			1.8 i.e. (835FA)	74	07/94→07/99	➔	<input type="checkbox"/> ; Scheibenbremse	24.3727-0521.2	580521	L= 1.517						
						1.9 TDS (835EE, 835EF)	66	07/94→07/99	➔	<input type="checkbox"/> ; Scheibenbremse	24.3727-0521.2	580521	L= 1.517			
									2.0 16V (835ED)	102	07/94→07/99	➔	<input type="checkbox"/> ; Scheibenbremse	24.3727-0521.2	580521	L= 1.517
												2.0 Integrale (835ED)	102	07/94→07/99	➔	<input type="checkbox"/> ; Scheibenbremse














	kw				!#		
<b>LANCIA - DELTA II (836_) 06/93→09/99</b>							
 <b>Radbremszylinder</b>							
1.4 i.e. (836AF, 836AH) 1.6 i.e. (836AP) 1.6 i.e. 16V (836AO)	51 66 76	10/94→08/99 03/96→08/99 01/96→08/99	➔			24.3222-1701.3 020376	Ø 22,2 GG
1.6 i.e. (836AD)	55	06/93→08/99	➔	11/93→		24.3222-1701.3 020376	Ø 22,2 GG
<b>Zubehörsatz, Bremsbacken</b>							
1.4 i.e. (836AF, 836AH) 1.6 i.e. (836AP) 1.6 i.e. 16V (836AO)	51 66 76	10/94→08/99 03/96→08/99 01/96→08/99	➔			03.0137-9088.2 669088	BDX
1.6 i.e. (836AD)	55	06/93→08/99	➔	11/93→		03.0137-9088.2 669088	BDX
 <b>Bremstrommel</b>							
1.4 i.e. (836AF, 836AH) 1.6 i.e. (836AP) 1.6 i.e. 16V (836AO)	51 66 76	10/94→08/99 03/96→08/99 01/96→08/99	➔			24.0218-0011.1 480006	Ø 180,0 x 40 / 181,4
1.6 i.e. (836AD)	55	06/93→08/99	➔	11/93→		24.0218-0011.1 480006	Ø 180,0 x 40 / 181,4
 <b>Bremsbackensatz</b>							
1.4 i.e. (836AF, 836AH) 1.6 i.e. (836AP) 1.6 i.e. 16V (836AO)	51 66 76	10/94→08/99 03/96→08/99 01/96→08/99	➔			03.0137-0207.2 650207 03.0420-4322.3 684322	BDX Ø 180 x 32 + HEB BDX Ø 180 x 32 Ø 22,2 + RZ / + Zub Kit
1.6 i.e. (836AD)	55	06/93→08/99	➔	11/93→		03.0137-0207.2 650207 03.0420-4322.3 684322	BDX Ø 180 x 32 + HEB BDX Ø 180 x 32 Ø 22,2 + RZ / + Zub Kit
 <b>Seilzug, Feststellbremse</b>							
1.4 i.e. (836AF, 836AH) 1.6 i.e. (836AP) 1.6 i.e. 16V (836AO)	51 66 76	10/94→08/99 03/96→08/99 01/96→08/99	➔	<input type="checkbox"/> ; Trommelbremse		24.3727-0510.2 580510	L= 1.375
			➔	<input type="checkbox"/> ; Trommelbremse		24.3727-0511.2 580511	L= 1.415
1.6 i.e. (836AD)	55	06/93→08/99	➔	<input type="checkbox"/> ; 11/93→; Trommelbremse		24.3727-0510.2 580510	L= 1.375
			➔	<input type="checkbox"/> ; 11/93→; Trommelbremse		24.3727-0511.2 580511	L= 1.415
1.8 i.e. (836AE) 2.0 16V (836AA, 836CA) 2.0 16V Turbo (836AB)	76 102 137	06/93→08/99 06/93→08/99 06/93→08/99	➔	<input type="checkbox"/> ; 11/93→; Scheibenbremse		24.3727-0006.2 580006	L= 1.460
			➔	<input type="checkbox"/> ; 11/93→; Scheibenbremse		24.3727-0521.2 580521	L= 1.517
1.8 i.e. (836AG, 836AL) 1.8 i.e. 16V (836AQ)	66 83	07/94→08/99 03/96→08/99	➔	<input type="checkbox"/> ; Scheibenbremse		24.3727-0006.2 580006	L= 1.460
1.8 i.e. 16V GT (836AR) 1.9 TD (836AM, 836AN) 2.0 16V Turbo (836AS)	96 66 142	03/96→08/99 10/94→08/99 07/96→08/99	➔	<input type="checkbox"/> ; Scheibenbremse		24.3727-0521.2 580521	L= 1.517
<b>LANCIA - DELTA III (844_) 08/08→08/14</b>							
 <b>Seilzug, Feststellbremse</b>							
1.4 1.4 1.4 16V 1.4 Bifuel 1.6 D Multijet 1.6 D Multijet 1.6 D Multijet 1.8 1.9 D Multijet 2.0 D Multijet 2.0 D Multijet	88 110 103 88 77 85 88 147 140 120 121	09/08→08/14 09/08→08/14 07/10→08/14 07/11→08/14 04/11→08/14 08/08→08/14 09/08→08/14 01/09→08/14 01/09→08/14 09/08→08/14 09/08→08/14	➔	<input type="checkbox"/> ; Scheibenbremse		24.3727-3001.2 583001	L= 1.902
			➔	<input type="checkbox"/> ; Scheibenbremse		24.3727-3002.2 583002	L= 1.760
<b>LANCIA - FLAVIA Cabriolet (JS_) 03/12→12/14</b>							
 <b>Bremsbackensatz, Feststellbremse</b>							
2.4 2.4	125 129	03/12→12/14 03/12→12/14				03.0137-3023.2 653023	Ø 170 x 32 - HEB
<b>Zubehörsatz, Feststellbremsbacken</b>							
2.4 2.4	125 129	03/12→12/14 03/12→12/14				03.0137-9307.2 669307	
<b>LANCIA - MUSA (350_) 10/04→09/12</b>							
 <b>Radbremszylinder</b>							
1.3 D Multijet	51	10/04→09/12	➔	07/05→		24.3220-1728.3 020509	Ø 20,64 ALU
			➔	→ 06/05		24.3222-1724.3 020466	Ø 22,2 ALU
1.3 D Multijet	66	09/06→09/12	➔			24.3220-1728.3 020509	Ø 20,64 ALU
1.3 D Multijet	70	03/09→09/12	➔	08/09→		24.3220-1728.3 020509	Ø 20,64 ALU
1.4	70	10/04→09/12	➔	→ 06/05		24.3222-1724.3 020466	Ø 22,2 ALU
↓							







	kw				!#		
<b>LANCIA - MUSA (350_) 10/04→09/12</b>							
 <b>Radbremszylinder</b>							
1.9 D Multijet	74	10/04→09/12	➡	→ 06/05		24.3220-1107.3 020218	AP Ø 20,64 GG
			➡	07/05→		24.3220-1728.3 020509	Ø 20,64 ALU
<b>Zubehörsatz, Bremsbacken</b>							
1.3 D Multijet	51	10/04→09/12	➡			03.0137-9309.2 669309	AP
			➡	→ 06/05		03.0137-9310.2 669310	AP
1.3 D Multijet	66	09/06→09/12	➡			03.0137-9309.2 669309	AP
1.9 D Multijet	74	10/04→09/12	➡				
1.3 D Multijet	70	03/09→09/12	➡	08/09→		03.0137-9309.2 669309	AP
1.4	57	09/05→09/12	➡			03.0137-9310.2 669310	AP
1.4	66	10/07→09/12	➡				
1.4 LPG	57	11/10→09/12	➡				
1.4	70	10/04→09/12	➡	07/05→		03.0137-9310.2 669310	AP
			➡	→ 06/05		03.0137-9310.2 669310	AP
 <b>Bremstrommel</b>							
1.3 D Multijet	51	10/04→09/12	➡			24.0222-8018.1 480078	Ø 228,0 x 48 / 230
1.3 D Multijet	66	09/06→09/12	➡				
1.9 D Multijet	74	10/04→09/12	➡				
1.3 D Multijet	70	03/09→09/12	➡	08/09→		24.0222-8018.1 480078	Ø 228,0 x 48 / 230
1.4	57	09/05→09/12	➡			24.0220-3007.1 480064	Ø 203,0 x 48,5 / 204,7
1.4	66	10/07→09/12	➡				
1.4	70	10/04→09/12	➡				
1.4 LPG	57	11/10→09/12	➡				
 <b>Bremsbackensatz</b>							
1.3 D Multijet	51	10/04→09/12	➡			03.0137-0457.2 650457	AP Ø 228 x 42 + HEB
			➡	→ 06/05		03.0137-0479.2 650479	AP Ø 203 x 38 + HEB
			➡	07/05→		03.0520-9120.3 699120	AP Ø 228 x 42 Ø 20,64 + RZ / + Zub TopKit
1.3 D Multijet	66	09/06→09/12	➡			03.0137-0457.2 650457	AP Ø 228 x 42 + HEB
			➡			03.0520-9120.3 699120	AP Ø 228 x 42 Ø 20,64 + RZ / + Zub TopKit
1.3 D Multijet	70	03/09→09/12	➡	08/09→		03.0137-0457.2 650457	AP Ø 228 x 42 + HEB
			➡			03.0520-9120.3 699120	AP Ø 228 x 42 Ø 20,64 + RZ / + Zub TopKit
1.4	57	09/05→09/12	➡			03.0137-0479.2 650479	AP Ø 203 x 38 + HEB
1.4	66	10/07→09/12	➡			03.0520-6922.3 696922	AP Ø 203 x 38 Ø 22,2 + RZ / + Zub TopKit
1.4 LPG	57	11/10→09/12	➡				
1.4	70	10/04→09/12	➡	07/05→		03.0137-0479.2 650479	AP Ø 203 x 38 + HEB
			➡			03.0520-6922.3 696922	AP Ø 203 x 38 Ø 22,2 + RZ / + Zub TopKit
			➡	→ 06/05		03.0137-0479.2 650479	AP Ø 203 x 38 + HEB
1.9 D Multijet	74	10/04→09/12	➡			03.0137-0457.2 650457	AP Ø 228 x 42 + HEB
			➡	07/05→		03.0520-9120.3 699120	AP Ø 228 x 42 Ø 20,64 + RZ / + Zub TopKit
<b>LANCIA - PHEDRA (179_) 09/02→11/10</b>							
 <b>Seilzug, Feststellbremse</b>							
2.0 (179AXA11)	100	09/02→11/10	➡	☐; → 09/10; Scheibenbremse		24.3727-0847.2 580847	L= 1.068
2.0 JTD	79	07/03→11/10	➡				
2.0 JTD	88	06/06→11/10	➡	☐; → 09/10; Scheibenbremse		24.3727-0848.2 580848	L= 2.360
2.0 JTD (179AXB1A)	80	09/02→11/10	➡				
2.2 D Multijet	125	03/08→11/10	➡				
2.2 JTD	120	04/06→11/10	➡				
2.2 JTD (179AXC1A)	94	09/02→11/10	➡				
3.0 V6	150	09/02→11/10	➡				
2.0 D Multijet	100	07/06→11/10	➡	☑; → 09/10; Scheibenbremse	2	24.3727-0569.2 580569	L= 1.255
<b>LANCIA - THEMA (LX_) 09/11→</b>							
 <b>Bremsbackensatz, Feststellbremse</b>							
3.0 D	140	09/11→				03.0137-4014.2 654014	Ø 183 x 31 + Zub
3.0 D	176	09/11→					
3.6	210	09/11→					
3.6 4WD	210	09/11→					














	kW				!#		
<b>LANCIA - Y (840_) 11/95→09/03</b>							
<b> Radbremszylinder</b>							
1.1 (840AE)	40	11/95→09/03	➡	05/97→ 12/98		24.3220-1107.3 020218 24.3220-1108.3 020219	AP Ø 20,64 GG BDX Ø 20,64 GG
1.2 (840AA, 840AF1A) 1.2 16V (840AG1A)	44 59	03/96→09/03 10/00→09/03	➡	→ 07/03		24.3220-1107.3 020218 24.3220-1108.3 020219	AP Ø 20,64 GG BDX Ø 20,64 GG
1.2 16V (840AD)	63	04/97→09/03	➡	05/97→ 09/00		24.3220-1107.3 020218 24.3220-1108.3 020219	AP Ø 20,64 GG BDX Ø 20,64 GG
1.4 12V (840AB) 1.4 12V (840AC)	59 55	10/96→09/03 03/96→09/03	➡	→ 12/98		24.3220-1107.3 020218 24.3220-1108.3 020219	AP Ø 20,64 GG BDX Ø 20,64 GG
<b>Zubehörsatz, Bremsbacken</b>							
1.1 (840AE)	40	11/95→09/03	➡	05/97→ 12/98		03.0137-9088.2 669088 03.0137-9179.2 669179	BDX AP
1.2 (840AA, 840AF1A) 1.2 16V (840AG1A)	44 59	03/96→09/03 10/00→09/03	➡	→ 07/03		03.0137-9088.2 669088 03.0137-9179.2 669179	BDX AP
1.2 16V (840AD)	63	04/97→09/03	➡	05/97→ 09/00		03.0137-9088.2 669088 03.0137-9179.2 669179	BDX AP
1.4 12V (840AB) 1.4 12V (840AC)	59 55	10/96→09/03 03/96→09/03	➡	→ 12/98		03.0137-9088.2 669088 03.0137-9179.2 669179	BDX AP
<b> Bremstrommel</b>							
1.1 (840AE)	40	11/95→09/03	➡	05/97→ 12/98		24.0218-0011.1 480006	Ø 180,0 x 40 / 181,4
1.2 (840AA, 840AF1A) 1.2 16V (840AG1A)	44 59	03/96→09/03 10/00→09/03	➡	→ 07/03		24.0218-0011.1 480006	Ø 180,0 x 40 / 181,4
1.2 16V (840AD)	63	04/97→09/03	➡	05/97→ 09/00		24.0218-0011.1 480006	Ø 180,0 x 40 / 181,4
1.4 12V (840AB) 1.4 12V (840AC)	59 55	10/96→09/03 03/96→09/03	➡	→ 12/98		24.0218-0011.1 480006	Ø 180,0 x 40 / 181,4
<b> Bremsbackensatz</b>							
1.1 (840AE)	40	11/95→09/03	➡	05/97→ 12/98		03.0137-0207.2 650207 03.0137-0274.2 650274 03.0420-5220.3 685220 03.0520-5120.3 695120 03.0520-5220.3 695220	BDX Ø 180 x 32 + HEB AP Ø 180 x 32 + HEB AP Ø 180 x 32 Ø 20,64 + RZ / + Zub Kit BDX Ø 180 x 32 Ø 20,64 + RZ / + Zub TopKit AP Ø 180 x 32 Ø 20,64 + RZ / + Zub TopKit
1.2 (840AA, 840AF1A) 1.2 16V (840AG1A)	44 59	03/96→09/03 10/00→09/03	➡	→ 07/03		03.0137-0207.2 650207 03.0137-0274.2 650274 03.0420-5220.3 685220 03.0520-5120.3 695120 03.0520-5220.3 695220	BDX Ø 180 x 32 + HEB AP Ø 180 x 32 + HEB AP Ø 180 x 32 Ø 20,64 + RZ / + Zub Kit BDX Ø 180 x 32 Ø 20,64 + RZ / + Zub TopKit AP Ø 180 x 32 Ø 20,64 + RZ / + Zub TopKit
1.2 16V (840AD)	63	04/97→09/03	➡	05/97→ 09/00		03.0137-0207.2 650207 03.0137-0274.2 650274 03.0420-5220.3 685220 03.0520-5120.3 695120 03.0520-5220.3 695220	BDX Ø 180 x 32 + HEB AP Ø 180 x 32 + HEB AP Ø 180 x 32 Ø 20,64 + RZ / + Zub Kit BDX Ø 180 x 32 Ø 20,64 + RZ / + Zub TopKit AP Ø 180 x 32 Ø 20,64 + RZ / + Zub TopKit
1.4 12V (840AB) 1.4 12V (840AC)	59 55	10/96→09/03 03/96→09/03	➡	→ 12/98		03.0137-0207.2 650207 03.0137-0274.2 650274 03.0420-5220.3 685220 03.0520-5120.3 695120 03.0520-5220.3 695220	BDX Ø 180 x 32 + HEB AP Ø 180 x 32 + HEB AP Ø 180 x 32 Ø 20,64 + RZ / + Zub Kit BDX Ø 180 x 32 Ø 20,64 + RZ / + Zub TopKit AP Ø 180 x 32 Ø 20,64 + RZ / + Zub TopKit
<b> Seilzug, Feststellbremse</b>							
1.1 (840AE)	40	11/95→09/03	➡	☐; 05/97→ 12/98		24.3727-0533.2 580533	L= 1.414
			➡	☐; 05/97→ 12/98; Trommelbremse		24.3727-0534.2 580534	L= 1.392
1.2 (840AA, 840AF1A) 1.2 16V (840AG1A)	44 59	03/96→09/03 10/00→09/03	➡	☐; → 07/03		24.3727-0533.2 580533	L= 1.414
































	kw				!#		
<b>LANCIA - Y (840_) 11/95→09/03</b>							
 <b>Seilzug, Feststellbremse</b>							
1.2 (840AA, 840AF1A)	44	03/96→09/03	➔	☐; → 07/03; Trommelbremse		24.3727-0534.2 580534	L= 1.392
1.2 16V (840AG1A)	59	10/00→09/03	➔				
1.2 16V (840AD)	63	04/97→09/03	➔	☐; 05/97→ 09/00		24.3727-0533.2 580533	L= 1.414
			➔	☐; 05/97→ 09/00; Trommelbremse		24.3727-0534.2 580534	L= 1.392
1.4 12V (840AB)	59	10/96→09/03	➔	☐; → 12/98		24.3727-0533.2 580533	L= 1.414
1.4 12V (840AC)	55	03/96→09/03	➔	☐; → 12/98; Trommelbremse		24.3727-0534.2 580534	L= 1.392
<b>LANCIA - YPSILON (312_) 05/11→</b>							
 <b>Radbremszylinder</b>							
0.9 CNG	59	01/14→	➔			24.3220-1728.3 020509	Ø 20,64 ALU
0.9 CNG	63	05/11→					
0.9 TwinAir	59	12/13→					
0.9 TwinAir	63	05/11→					
1.2	51	05/11→					
1.2 Bifuel	49	05/11→					
1.3 D Multijet	57	06/16→					
1.3 D Multijet	70	05/11→					
1.2 Bifuel	51	05/11→	➔	04/15→		24.3220-1728.3 020509	Ø 20,64 ALU
<b>Zubehörsatz, Bremsbacken</b>							
0.9 CNG	59	01/14→	➔			03.0137-9310.2 669310	AP
0.9 CNG	63	05/11→					
0.9 TwinAir	59	12/13→					
0.9 TwinAir	63	05/11→					
1.2	51	05/11→					
1.2 Bifuel	49	05/11→					
1.3 D Multijet	57	06/16→					
1.3 D Multijet	70	05/11→					
1.2 Bifuel	51	05/11→	➔	04/15→		03.0137-9310.2 669310	AP
<b>Bremsbackensatz</b>							
0.9 CNG	59	01/14→	➔			03.0137-0479.2 650479	AP Ø 203 x 38 + HEB
0.9 CNG	63	05/11→				03.0521-0620.3 690111	Ø 203 x 39 Ø 20,64 + RZ / + Zub TopKit
0.9 TwinAir	59	12/13→					
0.9 TwinAir	63	05/11→					
1.2	51	05/11→					
1.2 Bifuel	49	05/11→					
1.3 D Multijet	57	06/16→					
1.3 D Multijet	70	05/11→					
1.2 Bifuel	51	05/11→	➔	04/15→		03.0137-0479.2 650479 03.0521-0620.3 690111	AP Ø 203 x 38 + HEB Ø 203 x 39 Ø 20,64 + RZ / + Zub TopKit
<b>LANCIA - YPSILON (843_) 10/03→12/11</b>							
 <b>Radbremszylinder</b>							
1.2	44	10/03→12/11	➔	→ 06/11		24.3219-1756.3 020511	BOS Ø 19,05 ALU
1.4	57	02/06→12/11					
1.4 LPG	57	11/10→12/11					
1.2	51	08/10→12/11	➔	→ 06/11		24.3220-1727.3 020480	Ø 20,64 ALU
1.2	59	10/03→12/11					
1.3 JTD	51	10/03→12/11					
1.4 16V	70	10/03→12/11					
1.3 D Multijet	55	09/06→12/11	➔	10/06→ 06/11		24.3220-1727.3 020480	Ø 20,64 ALU
1.3 D Multijet	66	09/06→12/11					
1.3 D Multijet	77	05/07→12/11	➔	07/07→ 06/11		24.3220-1727.3 020480	Ø 20,64 ALU
<b>Zubehörsatz, Bremsbacken</b>							
1.2	44	10/03→12/11	➔	→ 06/11		03.0137-9274.2 669274	
1.2	51	08/10→12/11					
1.2	59	10/03→12/11					
1.3 JTD	51	10/03→12/11					
1.4	57	02/06→12/11					
1.4 16V	70	10/03→12/11					
1.4 LPG	57	11/10→12/11					
1.3 D Multijet	55	09/06→12/11	➔	10/06→ 06/11		03.0137-9274.2 669274	
1.3 D Multijet	66	09/06→12/11					
1.3 D Multijet	77	05/07→12/11	➔	07/07→ 06/11		03.0137-9274.2 669274	
<b>Bremstrommel</b>							
1.2	44	10/03→12/11	➔	→ 06/11		24.0220-3007.1 480064	Ø 203,0 x 48,5 / 204,7
1.2	51	08/10→12/11					
1.2	59	10/03→12/11					
1.3 JTD	51	10/03→12/11					
↓							

	kw				!#		
<b>LANCIA - YPSILON (843_) 10/03→12/11</b>							
 <b>Bremstrommel</b>							
1.4 1.4 16V 1.4 LPG	57 70 57	02/06→12/11 10/03→12/11 11/10→12/11	➔	→ 06/11		24.0220-3007.1 480064	Ø 203,0 x 48,5 / 204,7
1.3 D Multijet 1.3 D Multijet	55 66	09/06→12/11 09/06→12/11	➔	10/06→ 06/11		24.0220-3007.1 480064	Ø 203,0 x 48,5 / 204,7
1.3 D Multijet	77	05/07→12/11	➔	07/07→ 06/11		24.0220-3007.1 480064	Ø 203,0 x 48,5 / 204,7
 <b>Bremsbackensatz</b>							
1.2 1.4 1.4 LPG	44 57 57	10/03→12/11 02/06→12/11 11/10→12/11	➔	→ 06/11		03.0137-0439.2 650439 03.0520-7019.3 697019	Ø 203 x 39 + HEB Ø 203 x 39 Ø 19,05 + RZ / + Zub TopKit
1.2 1.2 1.3 JTD 1.4 16V	51 59 51 70	08/10→12/11 10/03→12/11 10/03→12/11 10/03→12/11	➔	→ 06/11		03.0137-0439.2 650439 03.0520-9320.3 699320	Ø 203 x 39 + HEB Ø 203 x 39 Ø 20,64 + RZ / + Zub TopKit
1.3 D Multijet 1.3 D Multijet	55 66	09/06→12/11 09/06→12/11	➔	10/06→ 06/11		03.0137-0439.2 650439 03.0520-9320.3 699320	Ø 203 x 39 + HEB Ø 203 x 39 Ø 20,64 + RZ / + Zub TopKit
1.3 D Multijet	77	05/07→12/11	➔	07/07→ 06/11		03.0137-0439.2 650439 03.0520-9320.3 699320	Ø 203 x 39 + HEB Ø 203 x 39 Ø 20,64 + RZ / + Zub TopKit
 <b>Seilzug, Feststellbremse</b>							
1.2 1.2 1.2 1.3 JTD 1.4 1.4 16V 1.4 LPG	44 51 59 51 57 70 57	10/03→12/11 08/10→12/11 10/03→12/11 10/03→12/11 02/06→12/11 10/03→12/11 11/10→12/11	➔	↓; → 06/11; Trommelbremse	2	24.3727-3000.2 583000	L= 1.430
1.3 D Multijet 1.3 D Multijet	55 66	09/06→12/11 09/06→12/11	➔	↓; 10/06→ 06/11; Trommelbremse	2	24.3727-3000.2 583000	L= 1.430
1.3 D Multijet	77	05/07→12/11	➔	↓; 07/07→ 06/11; Trommelbremse	2	24.3727-3000.2 583000	L= 1.430
<b>LANCIA - ZETA (22_) 05/95→09/02</b>							
 <b>Radbremszylinder</b>							
2.0 16V (220AL5) 2.0 16V (220AQ5) 2.0 JTD 2.0 JTD 16V (220AN5)	97 100 80 80	05/98→07/00 07/00→09/02 04/00→09/02 09/99→09/02	➔	- ABS		24.3219-1704.3 020374	Ø 19,05 GG
<b>Zubehörsatz, Bremsbacken</b>							
2.0 16V (220AL5) 2.0 16V (220AQ5) 2.0 JTD 2.0 JTD 16V (220AN5)	97 100 80 80	05/98→07/00 07/00→09/02 04/00→09/02 09/99→09/02		- ABS		03.0137-9208.2 669208	
 <b>Bremstrommel</b>							
2.0 16V (220AL5) 2.0 16V (220AQ5) 2.0 JTD 2.0 JTD 16V (220AN5)	97 100 80 80	05/98→07/00 07/00→09/02 04/00→09/02 09/99→09/02	➔	- ABS		24.0225-5003.1 480066	Ø 255,0 x 67 / 256
 <b>Bremsbackensatz</b>							
2.0 16V (220AL5) 2.0 16V (220AQ5) 2.0 JTD 2.0 JTD 16V (220AN5)	97 100 80 80	05/98→07/00 07/00→09/02 04/00→09/02 09/99→09/02	➔	- ABS		03.0137-0314.2 650314 03.0520-2619.3 692619	Ø 255 x 61 BDX Ø 255 x 61 Ø 19,05 + RZ / + Zub TopKit
 <b>Bremsbackensatz, Feststellbremse</b>							
2.0 16V (220AL5) 2.0 16V (220AQ5) 2.0 JTD 2.0 JTD 16V (220AN5) 2.0 Turbo (220AD5, 220CD5)	97 100 80 80 108	05/98→07/00 07/00→09/02 04/00→09/02 09/99→09/02 05/95→09/02				03.0137-4018.2 654018	Ø 180 x 30 + Zub
2.1 TD (220AJ5)	80	05/96→09/99		06/96→		03.0137-4018.2 654018	Ø 180 x 30 + Zub
<b>Zubehörsatz, Feststellbremsbacken</b>							
2.0 16V (220AL5) 2.0 16V (220AQ5) 2.0 JTD 2.0 JTD 16V (220AN5) 2.0 Turbo (220AD5, 220CD5)	97 100 80 80 108	05/98→07/00 07/00→09/02 04/00→09/02 09/99→09/02 05/95→09/02				03.0137-9249.2 669249	















	kw				!#		
<b>LANCIA - ZETA (22_) 05/95→09/02</b>							
<b>Zubehörsatz, Feststellbremsbacken</b>							
2.1 TD (220AJ5)	80	05/96→09/99		06/96→		03.0137-9249.2 669249	
<b>Reparaturatz, Automatische Nachstellung</b>							
2.0 16V (220AL5)	97	05/98→07/00				03.0137-9700.2 669700	
2.0 16V (220AQ5)	100	07/00→09/02					
2.0 JTD	80	04/00→09/02					
2.0 JTD 16V (220AN5)	80	09/99→09/02					
2.0 Turbo (220AD5, 220CD5)	108	05/95→09/02					
2.1 TD (220AJ5)	80	05/96→09/99		06/96→		03.0137-9700.2 669700	
<b>Seilzug, Feststellbremse</b>							
2.0 16V (220AL5)	97	05/98→07/00	←	☒; Scheiben/Trommel	1	24.3727-0336.2 580336	L= 500
2.0 16V (220AQ5)	100	07/00→09/02	→	☐; Scheiben/Trommel		24.3727-0529.2 580529	L= 2.205
2.0 JTD	80	04/00→09/02	→	☐; Scheiben/Trommel		24.3727-0530.2 580530	L= 1.255
2.0 JTD 16V (220AN5)	80	09/99→09/02	→	☐; Scheiben/Trommel			
2.0 Turbo (220AD5, 220CD5)	108	05/95→09/02					
2.1 TD (220AJ5)	80	05/96→09/99	←	☒; 06/96→; Scheiben/Trommel	1	24.3727-0336.2 580336	L= 500
			→	☐; 06/96→; Scheiben/Trommel		24.3727-0529.2 580529	L= 2.205
			→	☐; 06/96→; Scheiben/Trommel		24.3727-0530.2 580530	L= 1.255
<b>LAND ROVER - DEFENDER Cabrio (L316) 08/90→02/16</b>							
<b>Bremsbackensatz, Feststellbremse</b>							
2.2 Td4 4x4 (L317)	90	08/11→02/16				03.0137-3044.2 653044	Ø 254 x 70 - HEB
2.4 Td4 4x4 (L317)	90	05/07→02/16					
<b>LAND ROVER - DEFENDER Pick-up (L316) 10/95→02/16</b>							
<b>Bremsbackensatz, Feststellbremse</b>							
2.2 Td4 4x4 (L317)	90	08/11→02/16				03.0137-3044.2 653044	Ø 254 x 70 - HEB
2.4 Td4 4x4 (L317)	90	05/07→02/16					
<b>LAND ROVER - DEFENDER Pritsche/Fahrgestell (L316) 09/90→02/16</b>							
<b>Bremsbackensatz, Feststellbremse</b>							
2.2 Td4 4x4 (L317)	90	08/11→02/16				03.0137-3044.2 653044	Ø 254 x 70 - HEB
<b>LAND ROVER - DEFENDER Station Wagon (L316) 08/90→02/16</b>							
<b>Bremsbackensatz, Feststellbremse</b>							
2.2 Td4 4x4 (L317)	90	08/11→02/16				03.0137-3044.2 653044	Ø 254 x 70 - HEB
2.2 Td4 4x4 (L317)	110	02/15→02/16					
2.4 Td4 4x4 (L316)	90	05/07→02/16					
<b>LAND ROVER - DISCOVERY I (LJ) 06/89→12/98</b>							
<b>Bremsbackensatz, Feststellbremse</b>							
2.0 16 V 4x4	99	06/89→10/98		01/94→		03.0137-3044.2 653044	Ø 254 x 70 - HEB
				09/93→		03.0137-3044.2 653044	Ø 254 x 70 - HEB
2.5 D 4x4	90	06/93→10/98		07/94→		03.0137-3044.2 653044	Ø 254 x 70 - HEB
2.5 TDI 4x4	83	10/89→10/98				03.0137-3044.2 653044	Ø 254 x 70 - HEB
4.0 4x4	134	09/93→10/98		07/94→		03.0137-3044.2 653044	Ø 254 x 70 - HEB
						03.0137-3044.2 653044	Ø 254 x 70 - HEB
<b>LAND ROVER - DISCOVERY II (L318) 10/98→08/04</b>							
<b>Bremsbackensatz, Feststellbremse</b>							
2.5 Td5 4x4	100	11/98→06/04		01/99→		03.0137-3044.2 653044	Ø 254 x 70 - HEB
2.5 Td5 4x4	102	11/98→06/04					
4.0 V8 4x4	136	11/98→06/04				03.0137-3044.2 653044	Ø 254 x 70 - HEB
<b>LAND ROVER - DISCOVERY III (L319) 07/04→09/09</b>							
<b>Bremsbackensatz, Feststellbremse</b>							
2.7 TD 4x4	140	07/04→09/09	→	→ 08/09		03.0137-3040.2 653040	Ø 210 x 30 + HEB
4.0 4x4	160	02/05→09/09					
4.0 V6 4x4	160	10/04→09/09					
4.4 4x4	220	07/04→09/09					
<b>LAND ROVER - DISCOVERY IV (L319) 09/09→</b>							
<b>Bremsbackensatz, Feststellbremse</b>							
2.7 TD 4x4	140	09/09→				03.0137-3040.2 653040	Ø 210 x 30 + HEB
3.0 4x4	250	08/13→					















	kw				!#		
<b>LAND ROVER - DISCOVERY IV (L319) 09/09→</b>							
 <b>Bremsbackensatz, Feststellbremse</b>							
3.0 SDV6 4x4	188	11/09→				03.0137-3040.2 653040	Ø 210 x 30 + HEB
3.0 TD 4x4	155	05/10→					
3.0 TD 4x4	180	09/09→					
3.0 TD 4x4	183	07/12→					
3.0 TD 4x4	200	09/09→					
4.0 4x4	160	09/09→					
5.0 V8 4x4	276	09/09→					
<b>LAND ROVER - FREELANDER (L314) 02/98→10/06</b>							
 <b>Radbremszylinder</b>							
1.8 16V 4x4	86	11/00→10/06	➡	1A000001→		24.3219-1746.3 020497	Ø 19,05 ALU
2.0 Td4 4x4	82	11/00→10/06	➡			24.3220-1112.3 020223	Ø 20,64 GG
2.5 V6 4x4	130	11/00→10/06	➡	→ YA999999			
1.8 i 16V 4x4	88	02/98→11/00	➡			24.3220-1112.3 020223	Ø 20,64 GG
2.0 DI 4x4	72	02/98→11/00	➡				
2.0 Td4 4x4	80	03/01→10/06	➡	1A000001→		24.3219-1746.3 020497	Ø 19,05 ALU
			➡	11/01→; → YA999999		24.3220-1112.3 020223	Ø 20,64 GG
<b>Zubehörsatz, Bremsbacken</b>							
1.8 16V 4x4	86	11/00→10/06	➡	→ YA999999		03.0137-9282.2 669282	
2.0 Td4 4x4	82	11/00→10/06	➡			03.0137-9282.2 669282	
2.5 V6 4x4	130	11/00→10/06	➡	1A000001→			
1.8 i 16V 4x4	88	02/98→11/00	➡			03.0137-9282.2 669282	
2.0 DI 4x4	72	02/98→11/00	➡				
2.0 Td4 4x4	80	03/01→10/06	➡	1A000001→		03.0137-9282.2 669282	
			➡	11/01→; → YA999999		03.0137-9282.2 669282	
 <b>Bremstrommel</b>							
1.8 16V 4x4	86	11/00→10/06	➡	→ YA999999		24.0225-4017.1 480182	Ø 254,0 x 47 / 255,5
2.0 Td4 4x4	82	11/00→10/06	➡			24.0225-4020.1 480310	Ø 254,0 x 57,3 / 255,5
2.5 V6 4x4	130	11/00→10/06	➡	1A000001→			
1.8 i 16V 4x4	88	02/98→11/00	➡			24.0225-4017.1 480182	Ø 254,0 x 47 / 255,5
2.0 DI 4x4	72	02/98→11/00	➡				
2.0 Td4 4x4	80	03/01→10/06	➡	11/01→; → YA999999		24.0225-4017.1 480182	Ø 254,0 x 47 / 255,5
			➡	1A000001→		24.0225-4020.1 480310	Ø 254,0 x 57,3 / 255,5
 <b>Bremsbackensatz</b>							
1.8 16V 4x4	86	11/00→10/06	➡	→ YA999999		03.0137-0440.2 650440	Ø 254 x 39 + HEB
2.0 Td4 4x4	82	11/00→10/06	➡			03.0137-0480.2 650480	Ø 254 x 45 + HEB
2.5 V6 4x4	130	11/00→10/06	➡	1A000001→			
1.8 i 16V 4x4	88	02/98→11/00	➡			03.0137-0440.2 650440	Ø 254 x 39 + HEB
2.0 DI 4x4	72	02/98→11/00	➡				
2.0 Td4 4x4	80	03/01→10/06	➡	11/01→; → YA999999		03.0137-0440.2 650440	Ø 254 x 39 + HEB
			➡	1A000001→		03.0137-0480.2 650480	Ø 254 x 45 + HEB
 <b>Seilzug, Feststellbremse</b>							
1.8 16V 4x4	86	11/00→10/06	➡	<input type="checkbox"/> ; → YA999999; Trommelbremse		24.3727-3300.2 583300	L= 1.568
2.0 Td4 4x4	82	11/00→10/06	➡	<input type="checkbox"/> ; → YA999999; Trommelbremse		24.3727-3301.2 583301	L= 1.568
2.5 V6 4x4	130	11/00→10/06	➡	<input type="checkbox"/> ; → YA999999; Trommelbremse			
1.8 i 16V 4x4	88	02/98→11/00	➡	<input type="checkbox"/> ; Trommelbremse		24.3727-3300.2 583300	L= 1.568
2.0 DI 4x4	72	02/98→11/00	➡	<input type="checkbox"/> ; Trommelbremse		24.3727-3301.2 583301	L= 1.568
2.0 Td4 4x4	80	03/01→10/06	➡	<input type="checkbox"/> ; 11/01→; → YA999999; Trommelbremse		24.3727-3300.2 583300	L= 1.568
			➡	<input type="checkbox"/> ; 11/01→; → YA999999; Trommelbremse		24.3727-3301.2 583301	L= 1.568
<b>LAND ROVER - FREELANDER 2 (L359) 10/06→10/14</b>							
 <b>Bremsbackensatz, Feststellbremse</b>							
2.0 Si4 4x4	177	10/11→10/14				03.0137-3017.2 653017	Ø 185 x 30 - HEB
2.2 eD4	110	08/10→10/14					
2.2 SD4 4x4	140	08/10→10/14					
2.2 TD4 4x4	110	10/06→10/14					
2.2 TD4 4x4	112	01/07→10/14					
2.2 TD4 4x4	115	10/06→10/14					
2.2 TD4 4x4	118	10/06→10/14					
3.2 4x4	171	10/06→10/14					
 <b>Seilzug, Feststellbremse</b>							
2.0 Si4 4x4	177	10/11→10/14	➡	<input type="checkbox"/> ; → 9H123593; Scheibenbremse		24.3727-3302.2 583302	L= 1.573
			➡	<input type="checkbox"/> ; → 9H123593; Scheibenbremse		24.3727-3303.2 583303	L= 1.578
↓							















	kW					
<b>LAND ROVER - FREELANDER 2 (L359) 10/06→10/14</b>						
 <b>Seilzug, Feststellbremse</b>						
2.2 eD4	110	08/10→10/14	➔	<input type="checkbox"/> ; Scheibenbremse	24.3727-3302.2	583302 L= 1.573
2.2 SD4 4x4	140	08/10→10/14	➔	<input type="checkbox"/> ; Scheibenbremse	24.3727-3303.2	583303 L= 1.578
2.2 TD4 4x4	110	10/06→10/14				
2.2 TD4 4x4	112	01/07→10/14				
2.2 TD4 4x4	115	10/06→10/14				
2.2 TD4 4x4	118	10/06→10/14				
3.2 4x4	171	10/06→10/14				
<b>LAND ROVER - FREELANDER Soft Top (L314) 02/98→10/06</b>						
 <b>Radbremszylinder</b>						
1.8 4x4	86	10/00→10/06	➔	1A000001→	24.3219-1746.3	020497 Ø 19,05 ALU
2.0 TD4 4x4	82	10/00→10/06	➔	11/00→; → YA999999	24.3220-1112.3	020223 Ø 20,64 GG
1.8 i 16V 4x4	88	02/98→10/06	➔	→ 11/00	24.3220-1112.3	020223 Ø 20,64 GG
2.0 DI 4x4	72	02/98→10/06				
<b>Zubehörsatz, Bremsbacken</b>						
1.8 4x4	86	10/00→10/06	➔	1A000001→	03.0137-9282.2	669282
2.0 TD4 4x4	82	10/00→10/06	➔	11/00→; → YA999999	03.0137-9282.2	669282
1.8 i 16V 4x4	88	02/98→10/06	➔	→ 11/00	03.0137-9282.2	669282
2.0 DI 4x4	72	02/98→10/06				
 <b>Bremstrommel</b>						
1.8 4x4	86	10/00→10/06	➔	11/00→; → YA999999	24.0225-4017.1	480182 Ø 254,0 x 47 / 255,5
2.0 TD4 4x4	82	10/00→10/06	➔	1A000001→	24.0225-4020.1	480310 Ø 254,0 x 57,3 / 255,5
1.8 i 16V 4x4	88	02/98→10/06	➔	→ 11/00	24.0225-4017.1	480182 Ø 254,0 x 47 / 255,5
2.0 DI 4x4	72	02/98→10/06				
 <b>Bremsbackensatz</b>						
1.8 4x4	86	10/00→10/06	➔	11/00→; → YA999999	03.0137-0440.2	650440 Ø 254 x 39 + HEB
2.0 TD4 4x4	82	10/00→10/06	➔	1A000001→	03.0137-0480.2	650480 Ø 254 x 45 + HEB
1.8 i 16V 4x4	88	02/98→10/06	➔	→ 11/00	03.0137-0440.2	650440 Ø 254 x 39 + HEB
2.0 DI 4x4	72	02/98→10/06				
 <b>Seilzug, Feststellbremse</b>						
1.8 4x4	86	10/00→10/06	➔	<input type="checkbox"/> ; 11/00→; → YA999999; Trommelbremse	24.3727-3300.2	583300 L= 1.568
2.0 TD4 4x4	82	10/00→10/06				
			➔	<input type="checkbox"/> ; 11/00→; → YA999999; Trommelbremse	24.3727-3301.2	583301 L= 1.568
1.8 i 16V 4x4	88	02/98→10/06	➔	<input type="checkbox"/> ; → 11/00; Trommelbremse	24.3727-3300.2	583300 L= 1.568
2.0 DI 4x4	72	02/98→10/06	➔	<input type="checkbox"/> ; → 11/00; Trommelbremse	24.3727-3301.2	583301 L= 1.568
<b>LAND ROVER - RANGE ROVER II (P38A) 07/94→03/02</b>						
 <b>Bremsbackensatz, Feststellbremse</b>						
2.5 D 4x4	83	08/94→03/02			03.0137-3044.2	653044 Ø 254 x 70 - HEB
2.5 D 4x4	100	07/94→03/02				
3.9 4x4	140	07/94→03/02				
4.6 4x4	160	06/98→03/02				
4.6 4x4	165	07/94→03/02				
4.6 4x4	168	09/95→03/02				
4.0 4x4	136	01/95→03/02		06/98→	03.0137-3044.2	653044 Ø 254 x 70 - HEB
<b>LAND ROVER - RANGE ROVER III (L322) 03/02→12/12</b>						
 <b>Bremsbackensatz, Feststellbremse</b>						
3.0 D 4x4	130	03/02→08/12	➔		03.0137-0451.2	650451 Ø 210 x 30
3.6 D 4x4	200	04/06→08/12				
4.2 4x4	291	05/05→08/12				
4.4 4x4	210	03/02→08/05				
4.4 4x4	220	08/04→08/12				
4.4 4x4	225	05/05→08/12				
4.4 D 4x4	230	07/10→08/12				
5.0 4x4	276	09/09→08/12				
5.0 4x4	375	09/09→08/12				
<b>Zubehörsatz, Feststellbremsbacken</b>						
3.0 D 4x4	130	03/02→08/12	➔		03.0137-9288.2	669288
3.6 D 4x4	200	04/06→08/12				
4.2 4x4	291	05/05→08/12				
4.4 4x4	210	03/02→08/05				
4.4 4x4	220	08/04→08/12				
4.4 4x4	225	05/05→08/12				
4.4 D 4x4	230	07/10→08/12				













	kw					#		
<b>LAND ROVER - RANGE ROVER III (L322) 03/02→12/12</b>								
<b>Zubehörsatz, Feststellbremsbacken</b>								
5.0 4x4	276	09/09→08/12	➔				03.0137-9288.2	669288
5.0 4x4	375	09/09→08/12						
<b>LAND ROVER - RANGE ROVER SPORT (L320) 02/05→03/13</b>								
<b> Bremsbackensatz, Feststellbremse</b>								
2.7 D 4x4	140	02/05→03/13			→ 10/09		03.0137-3040.2	653040
4.2 4x4	287	02/05→03/13						Ø 210 x 30 + HEB
4.4 4x4	220	02/05→03/13						
3.0 D 4x4	155	05/10→03/13					03.0137-3040.2	653040
3.0 D 4x4	180	09/09→03/13						Ø 210 x 30 + HEB
3.0 D 4x4	183	08/12→03/13						
3.0 D 4x4	188	06/11→03/13						
3.6 D 4x4	200	04/06→03/13						
5.0 4x4	276	07/09→03/13						
5.0 4x4	372	04/09→03/13						
5.0 4x4	375	09/09→03/13						
<b>LAND ROVER - RANGE ROVER SPORT (L494) 04/13→</b>								
<b> Bremsbackensatz, Feststellbremse</b>								
3.0 D 4x4	155	04/13→			→ 06/13		03.0137-3040.2	653040
3.0 D 4x4	183	04/13→						Ø 210 x 30 + HEB
3.0 D 4x4	190	04/13→						
3.0 D 4x4	215	04/13→						
5.0 4x4	375	04/13→						
<b>LEXUS - ES (_V4_) 03/06→06/12</b>								
<b> Bremsbackensatz, Feststellbremse</b>								
3.5 (GSV40_)	204	05/06→06/12					03.0137-0402.2	650402
<b>LEXUS - ES (_V6_) 06/12→</b>								
<b> Bremsbackensatz, Feststellbremse</b>								
350 (GSV60_)	204	06/12→			→ 06/12		03.0137-0402.2	650402
<b>LEXUS - GS (_S16_) 08/97→12/04</b>								
<b> Bremsbackensatz, Feststellbremse</b>								
300 (JZS160_)	161	10/00→12/04	➔				03.0137-0400.2	650400
300 (JZS160_)	163	08/97→10/00						Ø 190 x 45
400 (UZS160_)	216	12/97→11/00						
430 (UZS161_)	208	11/00→12/04						
<b>Zubehörsatz, Feststellbremsbacken</b>								
300 (JZS160_)	161	10/00→12/04	➔				03.0137-9272.2	669272
300 (JZS160_)	163	08/97→10/00						
400 (UZS160_)	216	12/97→11/00						
430 (UZS161_)	208	11/00→12/04						
<b>LEXUS - GS (JZS147_) 01/93→08/97</b>								
<b> Bremsbackensatz, Feststellbremse</b>								
300 (JZS147_)	156	01/93→08/97	➔	03/93→			03.0137-0400.2	650400
<b>Zubehörsatz, Feststellbremsbacken</b>								
300 (JZS147_)	156	01/93→08/97		03/93→			03.0137-9272.2	669272
<b>LEXUS - GX (_J12_) 11/01→11/09</b>								
<b> Bremsbackensatz, Feststellbremse</b>								
470	175	11/01→11/09					03.0137-3007.2	653007
470	199	11/01→11/09						Ø 209 x 45 - HEB
<b>LEXUS - GX (URJ15_) 11/09→</b>								
<b> Bremsbackensatz, Feststellbremse</b>								
460 4WD	218	11/09→					03.0137-3007.2	653007
460 4WD	225	01/10→						Ø 209 x 45 - HEB
<b>LEXUS - IS I (_E1_) 04/99→07/05</b>								
<b> Bremsbackensatz, Feststellbremse</b>								
200 (GXE10)	114	04/99→07/05	➔				03.0137-0400.2	650400
300 (JCE10)	157	09/01→07/05						Ø 190 x 45
<b>Zubehörsatz, Feststellbremsbacken</b>								
200 (GXE10)	114	04/99→07/05	➔				03.0137-9272.2	669272
300 (JCE10)	157	09/01→07/05						

































	kw				!#		
<b>LEXUS - IS SportCross (_E1_) 10/01→10/05</b>							
 <b>Bremsbackensatz, Feststellbremse</b>							
200 (GXE10_) 300 (JCE10_)	114 157	10/02→10/05 10/01→10/05	➡	→ 09/05		03.0137-0400.2 650400	Ø 190 x 45
<b>Zubehörsatz, Feststellbremsbacken</b>							
200 (GXE10_) 300 (JCE10_)	114 157	10/02→10/05 10/01→10/05	➡	→ 09/05		03.0137-9272.2 669272	
<b>LEXUS - LS (_F2_) 10/94→12/00</b>							
 <b>Bremsbackensatz, Feststellbremse</b>							
400 (UCF20_) 400 (UCF20_) 400 (UCF20_) 400 (UCF20_)	194 203 216 209	12/94→08/97 09/98→10/00 10/97→12/00 09/97→10/00		→ 07/00 → 09/98		03.0137-0400.2 650400	Ø 190 x 45
<b>LEXUS - LX (UZJ100) 09/97→03/08</b>							
 <b>Bremsbackensatz, Feststellbremse</b>							
470 470 (UZJ100_) 470 (UZJ100_) 470 (UZJ100_)	170 173 197 202	05/98→03/08 05/98→03/08 05/98→10/02 08/02→03/08	➡			03.0137-3008.2 653008	Ø 230 x 45 - HEB
<b>LEXUS - RX (MCU15) 01/98→05/03</b>							
 <b>Bremsbackensatz, Feststellbremse</b>							
300 (MCU10_) 300 (MCU10_) 300 AWD 300 AWD (MCU15_)	148 164 148 164	01/98→02/03 10/99→02/03 10/00→05/03 01/98→02/03		10/00→		03.0137-0402.2 650402	Ø 170 x 40
<b>LEXUS - SC Cabriolet (UZZ40_) 01/01→07/10</b>							
 <b>Bremsbackensatz, Feststellbremse</b>							
430 (UZZ40_) 430 (UZZ40_) 430 (UZZ40_)	210 244 215	05/01→07/10 05/01→07/10 01/01→07/10	➡	05/01→		03.0137-0400.2 650400	Ø 190 x 45
<b>MAZDA - 2 (DE_, DH_3) 07/07→06/15</b>							
 <b>Radbremsszylinder</b>							
1.3 1.3 1.3 MZR 1.4 MZR-CD 1.5 1.5 MZR 1.6 MZ-CD 1.6 MZ-CD 1.3 BiFuel 1.3 BiFuel	55 63 62 50 76 75 66 70 55 62	10/07→06/15 10/07→06/15 01/10→06/15 01/08→06/15 10/07→06/15 06/11→06/15 10/08→06/15 06/11→06/15 05/11→11/14 05/11→11/14	➡	→ 12/14		24.3219-1752.3 020505	Ø 19,05 GG
 <b>Bremsbackensatz</b>							
1.3 1.3 1.3 MZR 1.4 MZR-CD 1.5 1.5 MZR 1.6 MZ-CD 1.3 BiFuel 1.3 BiFuel 1.6 MZ-CD	55 63 62 50 76 75 70 55 62 66	10/07→06/15 10/07→06/15 01/10→06/15 01/08→06/15 10/07→06/15 06/11→06/15 06/11→06/15 05/11→11/14 05/11→11/14 10/08→06/15	➡	→ 12/14		03.0137-0501.2 650501 03.0520-7819.3 697819	TRW Ø 200 x 32 + HEB BOS Ø 220 x 35 Ø 19,05 + RZ / + Zub TopKit
1.3 BiFuel 1.3 BiFuel 1.6 MZ-CD	55 62 66	05/11→11/14 05/11→11/14 10/08→06/15	➡	→ 12/14		03.0137-0501.2 650501 03.0520-7819.3 697819	TRW Ø 200 x 32 + HEB BOS Ø 220 x 35 Ø 19,05 + RZ / + Zub TopKit
 <b>Seilzug, Feststellbremse</b>							
1.3 1.3 1.3 MZR 1.4 MZR-CD 1.5 1.5 MZR 1.6 MZ-CD 1.6 MZ-CD 1.3 BiFuel 1.3 BiFuel	55 63 62 50 76 75 66 70 55 62	10/07→06/15 10/07→06/15 01/10→06/15 01/08→06/15 10/07→06/15 06/11→06/15 10/08→06/15 06/11→06/15 05/11→11/14 05/11→11/14	←	☒; → 12/14; Trommelbremse		24.3727-1826.2 581826	L= 408
1.3 MZR 1.4 MZR-CD 1.5 1.5 MZR 1.6 MZ-CD 1.6 MZ-CD	62 50 76 75 66 70	01/10→06/15 01/08→06/15 10/07→06/15 06/11→06/15 10/08→06/15 06/11→06/15	➡	☒; → 12/14; Trommelbremse	2	24.3727-1829.2 581829	L= 1.328 L2= 1.360
1.3 BiFuel 1.3 BiFuel	55 62	05/11→11/14 05/11→11/14	←	☒; für Linkslenker; Trommelbremse		24.3727-1826.2 581826	L= 408
			➡	☒; für Linkslenker; Trommelbremse	2	24.3727-1829.2 581829	L= 1.328 L2= 1.360

	kw					!#		
<b>MAZDA - 2 (DL, DJ) 08/14→</b>								
 <b>Radbremszylinder</b>								
1.5	55	08/14→	➔	für Linkslenker			24.3219-1752.3 020505	Ø 19,05 GG
1.5	66	08/14→						
1.5	85	08/14→						
1.5 D	77	08/14→02/18	➔				24.3219-1752.3 020505	Ø 19,05 GG
 <b>Bremsbackensatz</b>								
1.5	55	08/14→	➔				03.0137-0501.2 650501	TRW Ø 200 x 32 + HEB
1.5	66	08/14→						
1.5	85	08/14→	➔	11/14→			03.0520-7819.3 697819	BOS Ø 220 x 35 Ø 19,05 + RZ / + Zub TopKit
1.5 D	77	08/14→02/18						
<b>MAZDA - 2 (DY) 02/03→06/07</b>								
 <b>Radbremszylinder</b>								
1.2	55	02/03→06/07	➔	⬇			24.3219-1735.3 020464	Ø 19,05 ALU
1.25	55	04/03→06/07						
1.3 L	67	04/03→06/07						
1.4	59	02/03→06/07						
1.4	59	04/03→06/07						
1.4 CD	50	04/03→06/07						
1.6	74	02/03→06/07						
1.6	74	04/03→06/07						
<b>Zubehörsatz, Bremsbacken</b>								
1.2	55	02/03→06/07	➔				03.0137-9259.2 669259	
1.25	55	04/03→06/07						
1.3 L	67	04/03→06/07						
1.4	59	02/03→06/07						
1.4	59	04/03→06/07						
1.4 CD	50	04/03→06/07						
1.6	74	02/03→06/07						
1.6	74	04/03→06/07						
 <b>Bremsbackensatz</b>								
1.2	55	02/03→06/07	➔				03.0137-0394.2 650394	Ø 203 x 38 + HEB
1.25	55	04/03→06/07						
1.3 L	67	04/03→06/07					03.0520-6319.3 696319	AP Ø 203 x 38 Ø 19,05 + RZ / + Zub TopKit
1.4	59	02/03→06/07						
1.4	59	04/03→06/07						
1.4 CD	50	04/03→06/07						
1.6	74	02/03→06/07						
1.6	74	04/03→06/07						
 <b>Seilzug, Feststellbremse</b>								
1.2	55	02/03→06/07	←	☒; Trommelbremse			24.3727-0658.2 580658	L= 306
1.25	55	04/03→06/07	➔	☒; Trommelbremse	1		24.3727-0653.2 580653	L= 1.305 L2= 1.445
1.3 L	67	04/03→06/07	➔	☒; Trommelbremse	2		24.3727-0663.2 580663	L= 175
1.4	59	02/03→06/07	➔	☒; Trommelbremse				
1.4	59	04/03→06/07						
1.4 CD	50	04/03→06/07						
1.6	74	02/03→06/07						
1.6	74	04/03→06/07						
<b>MAZDA - 3 (BK) 10/03→12/09</b>								
 <b>Seilzug, Feststellbremse</b>								
1.4	59	02/04→06/09	←	☒; → 05/09; Scheibenbremse			24.3727-1813.2 581813	L= 345
1.6	77	10/03→06/09	➔	☒; → 05/09; Scheibenbremse			24.3727-1814.2 581814	L= 1.875
1.6 DI Turbo	80	06/04→06/09	➔	☒; → 05/09; Scheibenbremse			24.3727-1815.2 581815	L= 1.831
1.6 MZ-CD	66	06/06→12/09	➔	☒; → 05/09; Scheibenbremse				
2.0	110	10/03→12/09						
2.0 MZR-CD	105	12/06→06/09						
2.3 MPS Turbo	191	12/06→06/09						
1.4	62	10/03→06/09	←	☒; → 03/06; Scheibenbremse			24.3727-1813.2 581813	L= 345
			➔	☒; → 03/06; Scheibenbremse			24.3727-1814.2 581814	L= 1.875
			➔	☒; → 03/06; Scheibenbremse			24.3727-1815.2 581815	L= 1.831
2.3 DiSi Turbo MPS	184	06/06→06/09	←	☒; Scheibenbremse			24.3727-1813.2 581813	L= 345
2.3 MZR	115	03/04→03/09	➔	☒; Scheibenbremse			24.3727-1814.2 581814	L= 1.875
			➔	☒; Scheibenbremse			24.3727-1815.2 581815	L= 1.831
<b>MAZDA - 3 (BL) 12/08→09/14</b>								
 <b>Seilzug, Feststellbremse</b>								
1.6 MZR	77	12/08→09/14	➔	☒; 06/09→ 11/13; Scheibenbremse	2		24.3727-1825.2 581825	L= 1.840 L2= 1.910
2.0 MZR	110	01/09→09/14						
2.5	122	03/09→09/14						
↓								













	kw					!#		
<b>MAZDA - 3 (BL) 12/08→09/14</b>								
 <b>Seilzug, Feststellbremse</b>								
1.6 MZR 2.0 MZR 2.3 MPS Turbo	79 108 191	01/10→12/13 06/10→09/14 06/09→09/14	➡	⬇; → 11/13; Scheibenbremse		2	24.3727-1825.2 581825	L= 1.840 L2= 1.910
1.6 MZR CD 2.0 DISI (BLEFP) 2.0 MZR DISI 2.2 MZR CD 2.2 MZR CD	80 110 111 110 136	12/08→05/13 05/09→02/12 12/08→05/13 01/09→05/13 01/09→05/13	➡	⬇; 06/09→; Scheibenbremse		2	24.3727-1825.2 581825	L= 1.840 L2= 1.910
1.6 MZR CD	85	09/10→05/13	➡	⬇; 11/10→; Scheibenbremse		2	24.3727-1825.2 581825	L= 1.840 L2= 1.910
<b>MAZDA - 3 Stufenheck (BK) 09/99→12/09</b>								
 <b>Seilzug, Feststellbremse</b>								
1.6 1.6 DI Turbo 2.0 2.0 MZR-CD	77 80 110 105	02/04→06/09 06/04→06/09 10/03→12/09 12/06→06/09	←	⬆; → 05/09; Scheibenbremse			24.3727-1813.2 581813	L= 345
			➡	⬇; → 05/09; Scheibenbremse			24.3727-1814.2 581814	L= 1.875
			➡	⬇; → 05/09; Scheibenbremse			24.3727-1815.2 581815	L= 1.831
2.0 2.0	104 108	04/04→06/06 09/03→06/06	←	⬆; Scheibenbremse			24.3727-1813.2 581813	L= 345
			➡	⬇; Scheibenbremse			24.3727-1814.2 581814	L= 1.875
			➡	⬇; Scheibenbremse			24.3727-1815.2 581815	L= 1.831
2.3	118	03/04→03/09	←	⬆; → 09/04; Scheibenbremse			24.3727-1813.2 581813	L= 345
			➡	⬇; → 09/04; Scheibenbremse			24.3727-1814.2 581814	L= 1.875
			➡	⬇; → 09/04; Scheibenbremse			24.3727-1815.2 581815	L= 1.831
<b>MAZDA - 3 Stufenheck (BL) 12/08→</b>								
 <b>Seilzug, Feststellbremse</b>								
1.6 MZR 2.0 MZR 2.2 MZR CD	77 110 110	02/09→09/14 03/09→09/14 01/09→09/14	➡	⬇; 06/09→ 11/13; Scheibenbremse		2	24.3727-1825.2 581825	L= 1.840 L2= 1.910
1.6 MZR CD	85	09/10→05/13	➡	⬇; 11/10→; Scheibenbremse		2	24.3727-1825.2 581825	L= 1.840 L2= 1.910
1.6 MZR CD (BL12) 2.0 MZR DISI	80 111	12/08→05/13 02/09→05/13	➡	⬇; 06/09→; Scheibenbremse		2	24.3727-1825.2 581825	L= 1.840 L2= 1.910
2.0 2.2 MZR CD	113 136	09/11→09/14 06/09→05/13	➡	⬇; Scheibenbremse		2	24.3727-1825.2 581825	L= 1.840 L2= 1.910
<b>MAZDA - 5 (CR19) 02/05→12/10</b>								
 <b>Seilzug, Feststellbremse</b>								
1.8 2.0 2.0 CD	85 107 81	02/05→05/10 02/05→05/10 02/05→05/10	←	⬆; 03/05→; Scheibenbremse			24.3727-1812.2 581812	L= 252
			➡	⬇; 03/05→; Scheibenbremse			24.3727-1820.2 581820	L= 1.815
			➡	⬇; 03/05→; Scheibenbremse			24.3727-1822.2 581822	L= 1.828
2.0 CD 2.3	105 122	02/05→05/10 02/05→09/08	←	⬆; 06/05→; Scheibenbremse			24.3727-1812.2 581812	L= 252
			➡	⬇; 06/05→; Scheibenbremse			24.3727-1820.2 581820	L= 1.815
			➡	⬇; 06/05→; Scheibenbremse			24.3727-1822.2 581822	L= 1.828
<b>MAZDA - 5 (CW) 09/10→</b>								
 <b>Seilzug, Feststellbremse</b>								
1.6 CD 1.8 MZR 2.0 2.0 2.0	85 85 106 108 110	09/10→ 09/10→ 01/11→ 01/11→ 09/10→	←	⬆; Scheibenbremse			24.3727-1812.2 581812	L= 252
<b>MAZDA - 6 Hatchback (GG) 08/02→12/08</b>								
 <b>Seilzug, Feststellbremse</b>								
1.8 2.0 2.0 2.0 DI 2.0 DI 2.0 DI 2.3	88 104 108 89 100 105 122	08/02→08/07 08/02→08/07 03/05→08/07 08/02→08/07 08/02→08/07 06/05→08/07 08/02→08/07	➡	⬇; → 07/07; Scheibenbremse			24.3727-1821.2 581821	L= 1.635 L2= 1.640
<b>MAZDA - 6 Station Wagon (GY) 01/02→02/08</b>								
 <b>Seilzug, Feststellbremse</b>								
1.8 2.0 2.0 2.0 DI ↓	88 104 108 89	08/02→08/07 08/02→08/07 03/05→08/07 08/02→08/07	➡	⬇; → 07/07; Scheibenbremse			24.3727-1821.2 581821	L= 1.635 L2= 1.640















	kw				!#		
<b>MAZDA - 6 Station Wagon (GY) 01/02→02/08</b>							
 <b>Seilzug, Feststellbremse</b>							
2.0 DI 2.3 2.3 AWD	105 122 119	06/05→08/07 01/02→02/08 11/02→08/07	➡	⬇; → 07/07; Scheibenbremse		24.3727-1821.2 581821	L= 1.635 L2= 1.640
2.0 DI	100	08/02→02/05	➡	⬇; Scheibenbremse		24.3727-1821.2 581821	L= 1.635 L2= 1.640
<b>MAZDA - 6 Stufenheck (GG) 06/02→12/08</b>							
 <b>Seilzug, Feststellbremse</b>							
1.8 2.0 2.0 2.0 DI 2.0 DI 2.0 DI 2.3	88 104 108 89 100 105 122	08/02→08/07 06/02→08/07 03/05→08/07 08/02→08/07 06/02→08/07 06/05→08/07 06/02→08/07	➡	⬇; → 07/07; Scheibenbremse		24.3727-1821.2 581821	L= 1.635 L2= 1.640
2.3	120	03/05→07/07	➡	⬇; Scheibenbremse		24.3727-1821.2 581821	L= 1.635 L2= 1.640
<b>MAZDA - 121 II (DB) 11/90→05/97</b>							
<b>Zubehörsatz, Bremsbacken</b>							
1.3 16V 1.3 i 16V	39 53	11/90→03/96 11/90→03/96	➡	04/91→ 02/96		03.0137-9186.2 669186	
 <b>Bremsbackensatz</b>							
1.3 16V 1.3 i 16V	39 53	11/90→03/96 11/90→03/96	➡	04/91→ 02/96		03.0137-0263.2 650263	Ø 180 x 31
<b>MAZDA - 121 III (JASM, JBSM) 03/96→04/03</b>							
 <b>Radbremszylinder</b>							
1.25	55	03/96→04/03	➡	→ 01/00; Schaltgetriebe		24.3217-1715.3 020463	TRW Ø 17,78 GG
			➡	→ 03/03; Vollautomatik; nur paarweise austauschen		24.3219-1107.3 020338	TRW Ø 19,05 GG
			➡	02/00→ 03/03; Schaltgetriebe		24.3219-1735.3 020464	Ø 19,05 ALU
1.3 1.3 1.8 D	37 44 44	03/96→04/03 03/96→04/03 03/96→04/03	➡	→ 01/00		24.3217-1715.3 020463	TRW Ø 17,78 GG
			➡	02/00→ 03/03		24.3219-1735.3 020464	Ø 19,05 ALU
<b>Zubehörsatz, Bremsbacken</b>							
1.25 1.3 1.3 1.8 D	55 37 44 44	03/96→04/03 03/96→04/03 03/96→04/03 03/96→04/03	➡	02/00→ 03/03; - ABS		03.0137-9179.2 669179	AP
			➡	→ 01/00		03.0137-9217.2 669217	TRW
			➡	02/00→ 03/03; + ABS		03.0137-9259.2 669259	
 <b>Bremstrommel</b>							
1.25 1.3 1.3 1.8 D	55 37 44 44	03/96→04/03 03/96→04/03 03/96→04/03 03/96→04/03	➡	→ 01/00		24.0218-0024.2 480079	Ø 180,0 x 44 / 181,3 - RLG / - ABS Ring / mit Radbe- festigungsbolzen
						24.0218-0724.2 480206	Ø 180,0 x 44 / 181,3 + RLG / - ABS Ring / mit Radbe- festigungsbolzen
			➡	02/00→ 03/03; - ABS		24.0218-0024.2 480079	Ø 180,0 x 44 / 181,3 - RLG / - ABS Ring / mit Radbe- festigungsbolzen
						24.0218-0724.2 480206	Ø 180,0 x 44 / 181,3 + RLG / - ABS Ring / mit Radbe- festigungsbolzen
			➡	02/00→ 03/03; + ABS		24.0220-3009.2 480080	Ø 203,0 x 48,5 / 204,3 - RLG / - ABS Ring / mit Radbe- festigungsbolzen
						24.0220-3709.2 480220	Ø 203,0 x 48,5 / 204,3 + RLG / - ABS Ring / mit Radbe- festigungsbolzen
 <b>Bremsbackensatz</b>							
1.25	55	03/96→04/03	➡	→ 01/00		03.0137-0337.2 650337	TRW Ø 180 x 32 + HEB
			➡	02/00→ 03/03; + ABS		03.0137-0394.2 650394	Ø 203 x 38 + HEB
			➡	02/00→ 03/03; - ABS		03.0137-0412.2 650412	AP Ø 180 x 32 + HEB
			➡	→ 01/00; Schaltgetriebe		03.0520-3617.3 693617	TRW Ø 180 x 32 Ø 17,78 + RZ / + Zub TopKit
			➡	→ 03/03; Vollautomatik		03.0520-5519.3 695519	TRW Ø 180 x 32 Ø 19,05 + RZ / + Zub TopKit
			↓				













	kw				!#		
<b>MAZDA - 121 III (JASM, JBSM) 03/96→04/03</b>							
 <b>Bremsbackensatz</b>							
1.25	55	03/96→04/03	➔	02/00→ 03/03; Schaltgetriebe; - ABS		<b>03.0520-6219.3 696219</b>	AP Ø 180 x 32 Ø 19,05 + RZ / + Zub TopKit
			➔	02/00→ 03/03; Schaltgetriebe; + ABS		<b>03.0520-6319.3 696319</b>	AP Ø 203 x 38 Ø 19,05 + RZ / + Zub TopKit
1.3 1.3 D	37 44 44	03/96→04/03 03/96→04/03 03/96→04/03	➔	→ 01/00		<b>03.0137-0337.2 650337</b>	TRW Ø 180 x 32 + HEB
			➔	02/00→ 03/03; + ABS		<b>03.0520-3617.3 693617</b>	TRW Ø 180 x 32 Ø 17,78 + RZ / + Zub TopKit
			➔	02/00→ 03/03; - ABS		<b>03.0137-0394.2 650394</b>	Ø 203 x 38 + HEB
			➔	02/00→ 03/03; - ABS		<b>03.0520-6319.3 696319</b>	AP Ø 203 x 38 Ø 19,05 + RZ / + Zub TopKit
			➔	02/00→ 03/03; - ABS		<b>03.0137-0412.2 650412</b>	AP Ø 180 x 32 + HEB
			➔	02/00→ 03/03; - ABS		<b>03.0520-6219.3 696219</b>	AP Ø 180 x 32 Ø 19,05 + RZ / + Zub TopKit
 <b>Seilzug, Feststellbremse</b>							
1.25	55	03/96→04/03	←	☒; → 11/98; Trommelbremse	1	<b>24.3727-1800.2 581800</b>	L= 312
1.3	37	03/96→04/03	➔	☒; → 11/98; Trommelbremse	1	<b>24.3727-0660.2 580660</b>	L= 1.575 L2= 1.627
1.3	44	03/96→04/03	➔	☒; → 11/98; Trommelbremse	1	<b>24.3727-0660.2 580660</b>	L= 1.575 L2= 1.627
1.8 D	44	03/96→04/03	➔	☒; 12/98→ 03/03; Trommelbremse	1	<b>24.3727-0660.2 580660</b>	L= 1.575 L2= 1.627
<b>MAZDA - 323 C IV (BG) 06/89→09/00</b>							
 <b>Radbremszylinder</b>							
1.6	66	09/93→09/00	➔	→ 12/94		<b>24.3217-1120.3 020360</b>	Ø 17,46 GG
<b>Zubehörsatz, Bremsbacken</b>							
1.6	66	09/93→09/00	➔	→ 12/94		<b>03.0137-9182.2 669182</b>	
 <b>Bremstrommel</b>							
1.6	66	09/93→09/00	➔	→ 12/94		<b>24.0220-0026.1 480104</b>	Ø 200,0 x 42 / 201
 <b>Bremsbackensatz</b>							
1.6	66	09/93→09/00	➔	→ 12/94		<b>03.0137-0278.2 650278</b>	Ø 200 x 36
 <b>Seilzug, Feststellbremse</b>							
1.6	66	09/93→09/00	➔	☒; → 12/94; Türenanzahl: 4; Trommelbremse		<b>24.3727-1811.2 581811</b>	L= 1.503
			➔	☒; → 12/94; Türenanzahl: 5; Trommelbremse		<b>24.3727-1811.2 581811</b>	L= 1.503
<b>MAZDA - 323 C V (BA) 08/94→01/01</b>							
 <b>Radbremszylinder</b>							
1.3 16V	54	08/94→09/98	➔	→ 08/98		<b>24.3219-1725.3 020429</b>	TRW Ø 19,05 GG
1.5 16V	65	08/94→09/98					
1.8 16V	84	08/94→09/98					
<b>Zubehörsatz, Bremsbacken</b>							
1.3 16V	54	08/94→09/98		→ 08/98		<b>03.0137-9239.2 669239</b>	
1.5 16V	65	08/94→09/98					
1.8 16V	84	08/94→09/98					
 <b>Bremstrommel</b>							
1.3 16V	54	08/94→09/98	➔	→ 08/98		<b>24.0220-0026.1 480104</b>	Ø 200,0 x 42 / 201
1.5 16V	65	08/94→09/98					
1.8 16V	84	08/94→09/98					
 <b>Bremsbackensatz</b>							
1.3 16V	54	08/94→09/98	➔	→ 08/98		<b>03.0137-0278.2 650278</b>	Ø 200 x 36
1.5 16V	65	08/94→09/98					
1.8 16V	84	08/94→09/98					
 <b>Seilzug, Feststellbremse</b>							
1.3 16V	54	08/94→09/98	➔	☒; → 08/98; Türenanzahl: 4; Trommelbremse		<b>24.3727-1816.2 581816</b>	L= 1.653
			➔	☒; → 08/98; Türenanzahl: 4; Trommelbremse		<b>24.3727-1817.2 581817</b>	L= 1.653
			➔	☒; → 08/98; Türenanzahl: 3; Trommelbremse		<b>24.3727-1818.2 581818</b>	L= 1.553
			➔	☒; → 08/98; Türenanzahl: 3; Trommelbremse		<b>24.3727-1819.2 581819</b>	L= 1.553
↓							














	kw				!#		
<b>MAZDA - 323 C V (BA) 08/94→01/01</b>							
 <b>Seilzug, Feststellbremse</b>							
1.5 16V 1.8 16V	65 84	08/94→09/98 08/94→09/98	➔	<input type="checkbox"/> ; → 08/98; Türenanzahl: 5; Trommelbremse		24.3727-1816.2 581816	L= 1.653
			➔	<input type="checkbox"/> ; → 08/98; Türenanzahl: 4; Trommelbremse		24.3727-1816.2 581816	L= 1.653
			➔	<input type="checkbox"/> ; → 08/98; Türenanzahl: 5; Trommelbremse		24.3727-1817.2 581817	L= 1.653
			➔	<input type="checkbox"/> ; → 08/98; Türenanzahl: 4; Trommelbremse		24.3727-1817.2 581817	L= 1.653
			➔	<input type="checkbox"/> ; → 08/98; Türenanzahl: 3; Trommelbremse		24.3727-1818.2 581818	L= 1.553
			➔	<input type="checkbox"/> ; → 08/98; Türenanzahl: 3; Trommelbremse		24.3727-1819.2 581819	L= 1.553
<b>MAZDA - 323 F V (BA) 07/94→09/98</b>							
 <b>Radbremszylinder</b>							
1.5 16V 1.8 16V	65 84	07/94→09/98 08/94→09/98	➔	→ 08/98		24.3219-1725.3 020429	TRW Ø 19,05 GG
<b>Zubehörsatz, Bremsbacken</b>							
1.5 16V 1.8 16V	65 84	07/94→09/98 08/94→09/98		→ 08/98		03.0137-9239.2 669239	
 <b>Bremstrommel</b>							
1.5 16V 1.8 16V	65 84	07/94→09/98 08/94→09/98	➔	→ 08/98		24.0220-0026.1 480104	Ø 200,0 x 42 / 201
 <b>Bremsbackensatz</b>							
1.5 16V 1.8 16V	65 84	07/94→09/98 08/94→09/98	➔	→ 08/98		03.0137-0278.2 650278	Ø 200 x 36
 <b>Seilzug, Feststellbremse</b>							
1.5 16V 1.8 16V	65 84	07/94→09/98 08/94→09/98	➔	<input type="checkbox"/> ; → 08/98; Türenanzahl: 5; Trommelbremse		24.3727-1816.2 581816	L= 1.653
			➔	<input type="checkbox"/> ; → 08/98; Türenanzahl: 4; Trommelbremse		24.3727-1816.2 581816	L= 1.653
			➔	<input type="checkbox"/> ; → 08/98; Türenanzahl: 5; Trommelbremse		24.3727-1817.2 581817	L= 1.653
			➔	<input type="checkbox"/> ; → 08/98; Türenanzahl: 4; Trommelbremse		24.3727-1817.2 581817	L= 1.653
			➔	<input type="checkbox"/> ; → 08/98; Türenanzahl: 3; Trommelbremse		24.3727-1818.2 581818	L= 1.553
			➔	<input type="checkbox"/> ; → 08/98; Türenanzahl: 3; Trommelbremse		24.3727-1819.2 581819	L= 1.553
<b>MAZDA - 323 F VI (BJ) 09/98→05/04</b>							
 <b>Radbremszylinder</b>							
1.4	53	01/01→05/04	➔	→ 10/03		24.3217-1716.3 020474	Ø 17,46 GG
1.4 16V 1.5 16V 2.0 TD	54 65 66	09/98→01/01 09/98→01/01 09/98→12/01	➔	→ 12/00		24.3217-1716.3 020474	Ø 17,46 GG
<b>Zubehörsatz, Bremsbacken</b>							
1.4	53	01/01→05/04	➔	→ 10/03		03.0137-9263.2 669263	
1.4 16V 1.5 16V 2.0 TD	54 65 66	09/98→01/01 09/98→01/01 09/98→12/01	➔	→ 12/00		03.0137-9263.2 669263	
 <b>Bremstrommel</b>							
1.4	53	01/01→05/04	➔	→ 10/03		24.0220-0026.1 480104	Ø 200,0 x 42 / 201
1.4 16V 1.5 16V 2.0 TD	54 65 66	09/98→01/01 09/98→01/01 09/98→12/01	➔	→ 12/00		24.0220-0026.1 480104	Ø 200,0 x 42 / 201
 <b>Bremsbackensatz</b>							
1.4	53	01/01→05/04	➔	→ 10/03		03.0137-0407.2 650407	Ø 200 x 36 - HEB
1.4 16V 1.5 16V 2.0 TD ↓	54 65 66	09/98→01/01 09/98→01/01 09/98→12/01	➔	→ 12/00		03.0137-0407.2 650407	Ø 200 x 36 - HEB

































	kw				!#		
<b>MAZDA - 323 F VI (BJ) 09/98→05/04</b>							
 <b>Seilzug, Feststellbremse</b>							
1.4	53	01/01→05/04	←	☒; → 10/03; Trommelbremse		24.3727-1812.2 581812	L= 252
			→	☐; → 10/03; Trommelbremse		24.3727-1827.2 581827	L= 1.640
			→	☒; → 10/03; Trommelbremse		24.3727-1828.2 581828	L= 1.660
1.4 16V	54	09/98→01/01	←	☒; → 12/00; Trommelbremse		24.3727-1812.2 581812	L= 252
1.5 16V	65	09/98→01/01	→	☐; → 12/00; Trommelbremse		24.3727-1827.2 581827	L= 1.640
			→	☒; → 12/00; Trommelbremse		24.3727-1828.2 581828	L= 1.660
1.6	70	01/01→05/04	←	☒; → 10/03; Scheibenbremse		24.3727-1812.2 581812	L= 252
1.6	72	01/01→05/04	→	☐; → 10/03; Scheibenbremse		24.3727-1823.2 581823	L= 1.693
2.0	96	01/01→05/04	→	☒; → 10/03; Scheibenbremse		24.3727-1824.2 581824	L= 1.715
2.0 TD	74	01/01→05/04	→	☐; → 10/03; Scheibenbremse		24.3727-1824.2 581824	L= 1.715
1.9 16V (BJ14)	84	09/98→01/01	←	☒; → 12/00; Scheibenbremse		24.3727-1812.2 581812	L= 252
2.0 D	52	09/98→05/04	→	☐; → 12/00; Scheibenbremse		24.3727-1823.2 581823	L= 1.693
2.0 TD	66	09/98→12/01	→	☒; → 12/00; Scheibenbremse		24.3727-1824.2 581824	L= 1.715
<b>MAZDA - 323 P V (BA) 10/96→09/98</b>							
 <b>Radbremszylinder</b>							
1.3 16V	54	10/96→09/98	→	→ 08/98		24.3219-1725.3 020429	TRW Ø 19,05 GG
1.5 16V	65	10/96→09/98					
2.0 D	52	10/96→09/98					
<b>Zubehörsatz, Bremsbacken</b>							
1.3 16V	54	10/96→09/98		→ 08/98		03.0137-9239.2 669239	
1.5 16V	65	10/96→09/98					
2.0 D	52	10/96→09/98					
 <b>Bremstrommel</b>							
1.3 16V	54	10/96→09/98	→	→ 08/98		24.0220-0026.1 480104	Ø 200,0 x 42 / 201
1.5 16V	65	10/96→09/98					
2.0 D	52	10/96→09/98					
 <b>Bremsbackensatz</b>							
1.3 16V	54	10/96→09/98	→	→ 08/98		03.0137-0278.2 650278	Ø 200 x 36
1.5 16V	65	10/96→09/98					
2.0 D	52	10/96→09/98					
 <b>Seilzug, Feststellbremse</b>							
1.3 16V	54	10/96→09/98	→	☒; → 08/98; Türenanzahl: 4; Trommelbremse		24.3727-1816.2 581816	L= 1.653
			→	☐; → 08/98; Türenanzahl: 4; Trommelbremse		24.3727-1817.2 581817	L= 1.653
			→	☒; → 08/98; Türenanzahl: 3; Trommelbremse		24.3727-1818.2 581818	L= 1.553
			→	☐; → 08/98; Türenanzahl: 3; Trommelbremse		24.3727-1819.2 581819	L= 1.553
1.5 16V	65	10/96→09/98	→	☒; → 08/98; Türenanzahl: 5; Trommelbremse		24.3727-1816.2 581816	L= 1.653
			→	☒; → 08/98; Türenanzahl: 4; Trommelbremse		24.3727-1816.2 581816	L= 1.653
			→	☐; → 08/98; Türenanzahl: 5; Trommelbremse		24.3727-1817.2 581817	L= 1.653
			→	☐; → 08/98; Türenanzahl: 4; Trommelbremse		24.3727-1817.2 581817	L= 1.653
			→	☒; → 08/98; Türenanzahl: 3; Trommelbremse		24.3727-1818.2 581818	L= 1.553
			→	☐; → 08/98; Türenanzahl: 3; Trommelbremse		24.3727-1819.2 581819	L= 1.553
2.0 D	52	10/96→09/98	→	☒; → 08/98; Trommelbremse		24.3727-1816.2 581816	L= 1.653
			→	☐; → 08/98; Trommelbremse		24.3727-1817.2 581817	L= 1.653
<b>MAZDA - 323 S IV (BG) 06/89→10/96</b>							
 <b>Radbremszylinder</b>							
1.6 16V	65	08/89→10/96	→	09/89→		24.3217-1120.3 020360	Ø 17,46 GG
<b>Zubehörsatz, Bremsbacken</b>							
1.6 16V	65	08/89→10/96	→	09/89→ 04/91		03.0137-9131.2 669131	
			→	05/91→		03.0137-9182.2 669182	
↓							

	kw				!#		
<b>MAZDA - 323 S IV (BG) 06/89→10/96</b>							
 <b>Bremstrommel</b>							
1.6 16V	65	08/89→10/96	➔	05/91→		24.0220-0026.1 480104	Ø 200,0 x 42 / 201
 <b>Bremsbackensatz</b>							
1.6 16V	65	08/89→10/96	➔	09/89→ 04/91		03.0137-0239.2 650239	Ø 200 x 26
			➔	05/91→		03.0137-0278.2 650278	Ø 200 x 36
 <b>Seilzug, Feststellbremse</b>							
1.6 16V	65	08/89→10/96	➔	<input type="checkbox"/> ; 09/89→; Türenanzahl: 5; Trommelbremse		24.3727-1811.2 581811	L= 1.503
			➔	<input type="checkbox"/> ; 09/89→; Türenanzahl: 4; Trommelbremse		24.3727-1811.2 581811	L= 1.503
<b>MAZDA - 323 S V (BA) 09/92→12/03</b>							
 <b>Radbremsszylinder</b>							
1.3 16V	54	08/94→09/98	➔	→ 08/98		24.3219-1725.3 020429	TRW Ø 19,05 GG
1.5 16V	65	08/94→09/98					
1.8 16V	84	08/94→09/98					
2.0 D	52	10/96→09/98					
<b>Zubehörsatz, Bremsbacken</b>							
1.3 16V	54	08/94→09/98		→ 08/98		03.0137-9239.2 669239	
1.5 16V	65	08/94→09/98					
1.8 16V	84	08/94→09/98					
2.0 D	52	10/96→09/98					
 <b>Bremstrommel</b>							
1.3 16V	54	08/94→09/98	➔	→ 08/98		24.0220-0026.1 480104	Ø 200,0 x 42 / 201
1.5 16V	65	08/94→09/98					
1.8 16V	84	08/94→09/98					
2.0 D	52	10/96→09/98					
 <b>Bremsbackensatz</b>							
1.3 16V	54	08/94→09/98	➔	→ 08/98		03.0137-0278.2 650278	Ø 200 x 36
1.5 16V	65	08/94→09/98					
1.8 16V	84	08/94→09/98					
2.0 D	52	10/96→09/98					
 <b>Seilzug, Feststellbremse</b>							
1.3 16V	54	08/94→09/98	➔	<input type="checkbox"/> ; → 08/98; Türenanzahl: 4; Trommelbremse		24.3727-1816.2 581816	L= 1.653
			➔	<input type="checkbox"/> ; → 08/98; Türenanzahl: 4; Trommelbremse		24.3727-1817.2 581817	L= 1.653
			➔	<input type="checkbox"/> ; → 08/98; Türenanzahl: 3; Trommelbremse		24.3727-1818.2 581818	L= 1.553
			➔	<input type="checkbox"/> ; → 08/98; Türenanzahl: 3; Trommelbremse		24.3727-1819.2 581819	L= 1.553
1.5 16V 1.8 16V	65 84	08/94→09/98	➔	<input type="checkbox"/> ; → 08/98; Türenanzahl: 5; Trommelbremse		24.3727-1816.2 581816	L= 1.653
			➔	<input type="checkbox"/> ; → 08/98; Türenanzahl: 4; Trommelbremse		24.3727-1816.2 581816	L= 1.653
			➔	<input type="checkbox"/> ; → 08/98; Türenanzahl: 5; Trommelbremse		24.3727-1817.2 581817	L= 1.653
			➔	<input type="checkbox"/> ; → 08/98; Türenanzahl: 4; Trommelbremse		24.3727-1817.2 581817	L= 1.653
2.0 D	52	10/96→09/98	➔	<input type="checkbox"/> ; → 08/98; Türenanzahl: 3; Trommelbremse		24.3727-1818.2 581818	L= 1.553
			➔	<input type="checkbox"/> ; → 08/98; Türenanzahl: 3; Trommelbremse		24.3727-1819.2 581819	L= 1.553
2.0 D	52	10/96→09/98	➔	<input type="checkbox"/> ; → 08/98; Trommelbremse		24.3727-1816.2 581816	L= 1.653
			➔	<input type="checkbox"/> ; → 08/98; Trommelbremse		24.3727-1817.2 581817	L= 1.653
<b>MAZDA - 323 S VI (BJ) 05/98→05/04</b>							
 <b>Radbremsszylinder</b>							
1.4	53	01/01→05/04	➔	→ 10/03		24.3217-1716.3 020474	Ø 17,46 GG
1.4 16V	54	09/98→01/01	➔	→ 12/00		24.3217-1716.3 020474	Ø 17,46 GG
1.5 16V	65	09/98→01/01					
2.0 TD	66	09/98→05/04					
<b>Zubehörsatz, Bremsbacken</b>							
1.4	53	01/01→05/04	➔	→ 10/03		03.0137-9263.2 669263	
↓							














	kw				!#		
<b>MAZDA - 323 S VI (BJ) 05/98→05/04</b>							
<b>Zubehörsatz, Bremsbacken</b>							
1.4 16V 1.5 16V 2.0 TD	54 65 66	09/98→01/01 09/98→01/01 09/98→05/04	➡	→ 12/00		03.0137-9263.2 669263	
<b> Bremstrommel</b>							
1.4	53	01/01→05/04	➡	→ 10/03		24.0220-0026.1 480104	Ø 200,0 x 42 / 201
1.4 16V 1.5 16V 2.0 TD	54 65 66	09/98→01/01 09/98→01/01 09/98→05/04	➡	→ 12/00		24.0220-0026.1 480104	Ø 200,0 x 42 / 201
<b> Bremsbackensatz</b>							
1.4	53	01/01→05/04	➡	→ 10/03		03.0137-0407.2 650407	Ø 200 x 36 - HEB
1.4 16V 1.5 16V 2.0 TD	54 65 66	09/98→01/01 09/98→01/01 09/98→05/04	➡	→ 12/00		03.0137-0407.2 650407	Ø 200 x 36 - HEB
<b> Seilzug, Feststellbremse</b>							
1.4	53	01/01→05/04	←	☒; → 10/03; Trommelbremse		24.3727-1812.2 581812	L= 252
			➡	☐; → 10/03; Trommelbremse		24.3727-1827.2 581827	L= 1.640
			➡	☐; → 10/03; Trommelbremse		24.3727-1828.2 581828	L= 1.660
1.4 16V 1.5 16V	54 65	09/98→01/01 09/98→01/01	←	☒; → 12/00; Trommelbremse		24.3727-1812.2 581812	L= 252
			➡	☐; → 12/00; Trommelbremse		24.3727-1827.2 581827	L= 1.640
			➡	☐; → 12/00; Trommelbremse		24.3727-1828.2 581828	L= 1.660
1.6 1.6 2.0	70 72 96	01/01→05/04 01/01→05/04 01/01→05/04	←	☒; → 10/03; Scheibenbremse		24.3727-1812.2 581812	L= 252
			➡	☐; → 10/03; Scheibenbremse		24.3727-1823.2 581823	L= 1.693
			➡	☐; → 10/03; Scheibenbremse		24.3727-1824.2 581824	L= 1.715
1.6 2.0 DiTD	80 74	09/98→02/01 10/00→10/02	←	☒; 01/01→; Scheibenbremse		24.3727-1812.2 581812	L= 252
			➡	☐; 01/01→; Scheibenbremse		24.3727-1823.2 581823	L= 1.693
			➡	☐; 01/01→; Scheibenbremse		24.3727-1824.2 581824	L= 1.715
1.9 16V 2.0 D (BJ1_) 2.0 TD	84 52 66	09/98→05/04 09/98→05/04 09/98→05/04	←	☒; → 12/00; Scheibenbremse		24.3727-1812.2 581812	L= 252
			➡	☐; → 12/00; Scheibenbremse		24.3727-1823.2 581823	L= 1.693
			➡	☐; → 12/00; Scheibenbremse		24.3727-1824.2 581824	L= 1.715
2.0 (SP20)	98	02/00→05/04	←	☒; 01/01→ 10/03; Scheibenbremse		24.3727-1812.2 581812	L= 252
			➡	☐; 01/01→ 10/03; Scheibenbremse		24.3727-1823.2 581823	L= 1.693
			➡	☐; 01/01→ 10/03; Scheibenbremse		24.3727-1824.2 581824	L= 1.715
<b>MAZDA - 626 III Station Wagon (GV) 09/87→10/98</b>							
<b> Seilzug, Feststellbremse</b>							
2.0	66	10/88→09/97	←	☒; 04/92→; Scheibenbremse		24.3727-1812.2 581812	L= 252
2.0 D	60	11/94→09/97	←	☒; → 04/96; Scheibenbremse		24.3727-1812.2 581812	L= 252
2.0 D Complex	55	05/93→11/96	←	☒; Scheibenbremse		24.3727-1812.2 581812	L= 252
2.2 12V	85	03/89→11/96	←	☒; 04/92→; Scheibenbremse		24.3727-1812.2 581812	L= 252
			←	☒; → 10/90; Scheibenbremse		24.3727-1812.2 581812	L= 252
<b>MAZDA - 626 IV (GE) 08/91→08/98</b>							
<b> Seilzug, Feststellbremse</b>							
1.8 i 1.8 i 1.8 i	66 77 78	08/94→04/97 01/92→04/97 05/94→06/97	←	☒; Scheibenbremse		24.3727-1812.2 581812	L= 252
			➡	☐; Scheibenbremse		24.3727-1808.2 581808	L= 1.657
2.0 D 2.0 D GLX Complex	56 55	05/94→06/97 10/92→04/97	➡	☐; Scheibenbremse		24.3727-1809.2 581809	L= 1.657
2.0 i 2.5 24V	85 121	01/92→04/97 01/92→04/97					
<b>MAZDA - 626 IV Hatchback (GE) 08/91→08/98</b>							
<b> Seilzug, Feststellbremse</b>							
1.8 1.8	66 77	08/94→04/97 08/91→04/97	←	☒; Scheibenbremse		24.3727-1812.2 581812	L= 252
2.0 D GLX Complex	55	01/93→04/97	➡	☐; Scheibenbremse		24.3727-1808.2 581808	L= 1.657
2.0 i 2.5 24V 2.5 24V	85 120 121	08/91→04/97 08/94→04/97 01/92→04/97	➡	☐; Scheibenbremse		24.3727-1809.2 581809	L= 1.657












	kw				!#		
<b>MAZDA - 626 V (GF) 05/97→12/02</b>							
 <b>Radbremszylinder</b>							
1.8	66	05/97→12/99	➡	→ 11/99		24.3220-1737.3 020540	Ø 20,64 GG
1.8	74	12/99→10/02	➡			24.3220-1737.3 020540	Ø 20,64 GG
<b>Zubehörsatz, Bremsbacken</b>							
1.8	66	05/97→12/99	➡	→ 11/99		03.0137-9262.2 669262	
1.8	74	12/99→10/02	➡			03.0137-9262.2 669262	
 <b>Bremsbackensatz</b>							
1.8	66	05/97→12/99	➡	→ 11/99		03.0137-0431.2 650431	Ø 229 x 43 - HEB
1.8	74	12/99→10/02	➡			03.0137-0416.2 650416	Ø 229 x 43 - HEB
 <b>Seilzug, Feststellbremse</b>							
1.8	66	05/97→12/99	←	⬆; 115108→ 419982; Scheiben/Trommel	24.3727-1812.2 581812	L= 252	
			←	⬆; 419983→; → 11/99; Scheiben/Trommel	24.3727-1812.2 581812	L= 252	
1.8 2.0 TD	74 81	12/99→10/02 10/00→10/02	←	⬆; Scheiben/Trommel	24.3727-1812.2 581812	L= 252	
			2.0 2.0	85 100	05/97→10/02 04/98→10/02	←	⬆; Scheiben/Trommel
➡	☐; Scheibenbremse	24.3727-1823.2 581823				L= 1.693	
➡	☐; Scheibenbremse	24.3727-1824.2 581824				L= 1.715	
2.0 DI TD 2.0 Turbo DI	66 74	04/98→10/02 04/98→10/02	←	⬆; 115108→ 419982; Scheiben/Trommel	24.3727-1812.2 581812	L= 252	
			←	⬆; 419983→; Scheiben/Trommel	24.3727-1812.2 581812	L= 252	
<b>MAZDA - 626 V Hatchback (GF) 05/97→12/02</b>							
 <b>Radbremszylinder</b>							
1.8	66	05/97→12/99	➡	→ 11/99		24.3220-1737.3 020540	Ø 20,64 GG
1.8	74	12/99→10/02	➡			24.3220-1737.3 020540	Ø 20,64 GG
<b>Zubehörsatz, Bremsbacken</b>							
1.8	66	05/97→12/99	➡	→ 11/99		03.0137-9262.2 669262	
1.8	74	12/99→10/02	➡			03.0137-9262.2 669262	
 <b>Bremsbackensatz</b>							
1.8	66	05/97→12/99	➡	→ 11/99		03.0137-0431.2 650431	Ø 229 x 43 - HEB
1.8	74	12/99→10/02	➡			03.0137-0416.2 650416	Ø 229 x 43 - HEB
 <b>Seilzug, Feststellbremse</b>							
1.8	66	05/97→12/99	←	⬆; 115108→ 419982; Scheiben/Trommel	24.3727-1812.2 581812	L= 252	
			←	⬆; 419983→; → 11/99; Scheiben/Trommel	24.3727-1812.2 581812	L= 252	
1.8 2.0 TD	74 81	12/99→10/02 10/00→10/02	←	⬆; Scheiben/Trommel	24.3727-1812.2 581812	L= 252	
			2.0 2.0 H.P.	85 100	05/97→10/02 02/98→10/02	←	⬆; Scheiben/Trommel
➡	☐; Scheibenbremse	24.3727-1823.2 581823				L= 1.693	
➡	☐; Scheibenbremse	24.3727-1824.2 581824				L= 1.715	
2.0 DITD 2.0 Turbo DI	66 74	04/98→10/02 04/98→10/02	←	⬆; 115108→ 419982; Scheiben/Trommel	24.3727-1812.2 581812	L= 252	
			←	⬆; 419983→; Scheiben/Trommel	24.3727-1812.2 581812	L= 252	
<b>MAZDA - 626 V Station Wagon (GW) 01/98→12/02</b>							
 <b>Seilzug, Feststellbremse</b>							
1.8	66	02/98→01/00	←	⬆; → 12/99; Scheibenbremse	24.3727-1812.2 581812	L= 252	
1.8 2.0 2.0 DITD 2.0 H.P. 2.0 TD 2.0 Turbo DI	74 85 66 100 81 74	01/00→10/02 02/98→10/02 09/99→10/02 02/98→10/02 10/00→10/02 04/98→10/02	←	⬆; Scheibenbremse	24.3727-1812.2 581812	L= 252	













	kw				!#		
<b>MAZDA - B-SERIE (UF) 01/85→12/99</b>							
 <b>Radbremsszylinder</b>							
2.5 D 4WD 2.6 12V 4WD	57 90	09/98→06/99 01/90→06/99	➔	02/99→		24.3223-1711.3 020570	Ø 23,81 GG
<b>MAZDA - B-SERIE (UN) 11/98→11/06</b>							
 <b>Radbremsszylinder</b>							
2.2 2.5 D 2.5 D 4WD	68 61 61	11/99→08/02 11/99→12/01 11/99→12/01	➔			24.3223-1711.3 020570	Ø 23,81 GG
2.2 4WD 2.5 D 4WD	60 57	02/99→11/06 06/99→11/06	➔	→ 10/99		24.3223-1711.3 020570	Ø 23,81 GG
2.2 8V 4WD 2.6 12V 4WD 2.6 i	68 90 92	06/99→11/06 06/99→11/06 02/99→11/06	➔	→ 08/02		24.3223-1711.3 020570	Ø 23,81 GG
2.5 D	57	06/99→11/06	➔	08/02→ 05/04		24.3223-1711.3 020570	Ø 23,81 GG
2.5 D 2.5 D 4WD	62 62	12/02→11/06 12/02→11/06	➔	→ 07/06		24.3223-1711.3 020570	Ø 23,81 GG
2.5 TD 4WD	80	06/99→07/06	➔	08/02→		24.3223-1711.3 020570	Ø 23,81 GG
<b>MAZDA - BT-50 Pick-up (CD, UN) 08/06→12/15</b>							
 <b>Radbremsszylinder</b>							
2.5 MRZ-CD	105	08/06→06/13	➔			24.3223-1711.3 020570	Ø 23,81 GG
2.5 MRZ-CD 4x4 3.0 CDVi	105 115	12/06→12/15 12/06→12/15	➔	→ 07/12		24.3223-1711.3 020570	Ø 23,81 GG
3.0 CDVi 4x4	115	10/06→12/15	➔	12/06→ 07/12		24.3223-1711.3 020570	Ø 23,81 GG
<b>MAZDA - BT-50 Pritsche/Fahrgestell (CD, UN) 08/06→</b>							
 <b>Radbremsszylinder</b>							
2.5 CDVi 3.0 CDVi 4x4	105 115	12/06→ 12/06→	➔	→ 07/12		24.3223-1711.3 020570	Ø 23,81 GG
<b>MAZDA - DEMIO (DW) 01/96→07/03</b>							
 <b>Radbremsszylinder</b>							
1.3 16V 1.5 16V	46 55	08/98→07/03 04/00→07/03	➔	→ 10/02		24.3217-1718.3 020478	Ø 17,46 GG
1.3 i 16V	53	08/98→04/00	➔	→ 03/00		24.3217-1718.3 020478	Ø 17,46 GG
<b>Zubehörsatz, Bremsbacken</b>							
1.3 16V 1.5 16V	46 55	08/98→07/03 04/00→07/03	➔	→ 10/02		03.0137-9266.2 669266	
1.3 i 16V	53	08/98→04/00	➔	→ 03/00		03.0137-9266.2 669266	
 <b>Bremstrommel</b>							
1.3 16V 1.3 i 16V	46 53	08/98→07/03 08/98→04/00	➔	→ 144782		24.0220-0026.1 480104	Ø 200,0 x 42 / 201
 <b>Bremsbackensatz</b>							
1.3 16V 1.5 16V	46 55	08/98→07/03 04/00→07/03	➔	→ 10/02		03.0137-0401.2 650401	Ø 200 x 31 - HEB
1.3 i 16V	53	08/98→04/00	➔	→ 03/00		03.0137-0401.2 650401	Ø 200 x 31 - HEB
<b>MAZDA - E-SERIE Bus 03/91→07/04</b>							
 <b>Bremsbackensatz</b>							
E2200 D	47	03/91→05/03	➔	→ 03/97		03.0137-0486.2 650486	Ø 260 x 51 - HEB
<b>MAZDA - E-SERIE Kasten (SR2) 10/83→07/04</b>							
 <b>Bremsbackensatz</b>							
2200 D 4WD E2000 E2200 D E2200 D 4WD	47 70 52 52	03/91→05/03 06/94→05/03 02/97→08/02 02/97→05/03	➔	→ 03/97		03.0137-0486.2 650486	Ø 260 x 51 - HEB
E2200 D	47	11/88→12/03	➔	→ 03/97; mit Einfachbereifung		03.0137-0486.2 650486	Ø 260 x 51 - HEB
<b>MAZDA - E-SERIE Pritsche/Fahrgestell (SD1) 01/83→07/99</b>							
 <b>Bremsbackensatz</b>							
E2200 D	47	11/88→03/97	➔	mit Einfachbereifung		03.0137-0486.2 650486	Ø 260 x 51 - HEB







	kW				!#		
<b>MAZDA - MPV II (LW) 08/99→12/06</b>							
 <b>Bremsbackensatz</b>							
2.0	88	08/00→07/02	➔	→ 06/02		03.0137-0473.2 650473	Ø 254 x 52 - HEB
2.0	90	09/99→08/00	➔	→ 07/00		03.0137-0473.2 650473	Ø 254 x 52 - HEB
2.0 DI	100	07/02→02/06	➔	→ 08/03		03.0137-0473.2 650473	Ø 254 x 52 - HEB
2.3	104	07/02→02/06					
3.0 i V6	147	01/02→12/06					
2.5 V6	125	09/99→03/02	➔			03.0137-0473.2 650473	Ø 254 x 52 - HEB
<b>MAZDA - MX-3 (EC) 07/91→09/98</b>							
 <b>Radbremsszylinder</b>							
1.6 i	65	07/91→10/97	➔	- ABS		24.3217-1120.3 020360	Ø 17,46 GG
1.6 i	79	01/94→10/97					
<b>Zubehörsatz, Bremsbacken</b>							
1.6 i	65	07/91→10/97	➔	- ABS		03.0137-9182.2 669182	
1.6 i	79	01/94→10/97					
 <b>Bremstrommel</b>							
1.6 i	65	07/91→10/97	➔	- ABS		24.0220-0026.1 480104	Ø 200,0 x 42 / 201
1.6 i	79	01/94→10/97					
 <b>Bremsbackensatz</b>							
1.6 i	65	07/91→10/97	➔	- ABS		03.0137-0278.2 650278	Ø 200 x 36
1.6 i	79	01/94→10/97					
<b>MAZDA - MX-6 (GE) 07/91→09/97</b>							
 <b>Seilzug, Feststellbremse</b>							
2.0	85	02/92→02/97	←	☒; Scheibenbremse		24.3727-1812.2 581812	L= 252
2.5 24V	121	02/92→09/97	➔	☐; Scheibenbremse		24.3727-1808.2 581808	L= 1.657
2.5 i 24V	120	08/94→02/97	➔	☐; Scheibenbremse		24.3727-1809.2 581809	L= 1.657
<b>MAZDA - PREMACY (CP) 07/99→03/05</b>							
 <b>Radbremsszylinder</b>							
1.9	74	07/99→03/05	➔	→ 07/01		24.3220-1737.3 020540	Ø 20,64 GG
1.9	84	07/99→03/05					
2.0 TD	74	07/00→03/05					
2.0 TD	66	10/99→07/00	➔	→ 06/00		24.3220-1737.3 020540	Ø 20,64 GG
<b>Zubehörsatz, Bremsbacken</b>							
1.9	74	07/99→03/05	➔	01/00→ 07/01		03.0137-9262.2 669262	
1.9	84	07/99→03/05	➔	→ 12/99		03.0137-9262.2 669262	
2.0 TD	66	10/99→07/00	➔	→ 12/99		03.0137-9262.2 669262	
			➔	01/00→ 06/00		03.0137-9262.2 669262	
2.0 TD	74	07/00→03/05	➔	→ 07/01		03.0137-9262.2 669262	
 <b>Bremsbackensatz</b>							
1.9	74	07/99→03/05	➔	01/00→ 07/01		03.0137-0416.2 650416	Ø 229 x 43 - HEB
1.9	84	07/99→03/05	➔	→ 12/99		03.0137-0431.2 650431	Ø 229 x 43 - HEB
2.0 TD	66	10/99→07/00	➔	01/00→ 06/00		03.0137-0416.2 650416	Ø 229 x 43 - HEB
			➔	→ 12/99		03.0137-0431.2 650431	Ø 229 x 43 - HEB
2.0 TD	74	07/00→03/05	➔	→ 07/01		03.0137-0416.2 650416	Ø 229 x 43 - HEB
 <b>Seilzug, Feststellbremse</b>							
1.9	74	07/99→03/05	←	☒; + ABS; Scheibenbremse		24.3727-1812.2 581812	L= 252
2.0 TD	74	07/00→03/05	←	☒; 131755→; - ABS; Trommelbremse		24.3727-1812.2 581812	L= 252
			←	☒; → 131754; - ABS; Trommelbremse		24.3727-1812.2 581812	L= 252
1.9	84	07/99→03/05	←	☒; 131755→; Trommelbremse		24.3727-1812.2 581812	L= 252
			←	☒; → 131754; Trommelbremse		24.3727-1812.2 581812	L= 252
2.0	96	11/01→03/05	←	☒; Scheibenbremse		24.3727-1812.2 581812	L= 252
2.0	107	02/05→03/05	←	☒; 03/05→; Scheibenbremse		24.3727-1812.2 581812	L= 252
			➔	☐; 03/05→; Scheibenbremse		24.3727-1820.2 581820	L= 1.815
			➔	☐; 03/05→; Scheibenbremse		24.3727-1822.2 581822	L= 1.828
↓							



	kw				!#		
<b>MAZDA - PREMACY (CP) 07/99→03/05</b>							
 <b>Seilzug, Feststellbremse</b>							
2.0 TD	66	10/99→07/00	←	↑; → 131754; Trommelbremse		24.3727-1812.2 581812	L= 252
			←	↑; 131755→; → 06/00; Trommelbremse		24.3727-1812.2 581812	L= 252
<b>MAZDA - TRIBUTE (EP) 03/00→05/08</b>							
<b>Zubehörsatz, Bremsbacken</b>							
2.0	91	03/00→05/08	→	→ 03/04		03.0137-9262.2 669262	
2.0 4WD	91	03/00→05/08					
3.0 V6 24V 4WD	145	03/00→05/08					
2.3 AWD	110	04/04→05/08	→	→ 02/05; - ABS		03.0137-9262.2 669262	
3.0 V6 AWD	149	04/04→05/08					
 <b>Bremsbackensatz</b>							
2.0	91	03/00→05/08	→	→ 03/04		03.0137-0416.2 650416	Ø 229 x 43 - HEB
2.0 4WD	91	03/00→05/08					
3.0 V6 24V 4WD	145	03/00→05/08					
2.3 AWD	110	04/04→05/08	→	→ 02/05; - ABS		03.0137-0416.2 650416	Ø 229 x 43 - HEB
3.0 V6 AWD	149	04/04→05/08					
<b>MAZDA - XEDOS 6 (CA) 01/92→10/99</b>							
 <b>Seilzug, Feststellbremse</b>							
1.6 16V	79	06/94→10/99	←	↑; → 09/99; Scheibenbremse		24.3727-1812.2 581812	L= 252
			→	□; → 09/99; Scheibenbremse		24.3727-1808.2 581808	L= 1.657
			→	□; → 09/99; Scheibenbremse		24.3727-1809.2 581809	L= 1.657
2.0 V6	103	06/94→10/99	←	↑; Scheibenbremse		24.3727-1812.2 581812	L= 252
			→	□; Scheibenbremse		24.3727-1808.2 581808	L= 1.657
			→	□; Scheibenbremse		24.3727-1809.2 581809	L= 1.657
<b>MERCEDES-BENZ - 100 Bus (631) 02/88→04/96</b>							
 <b>Radbremszylinder</b>							
2.0 D	45	09/93→04/96	→	→ 02/96		24.3225-1102.3 020318	Ø 25,4 GG
D (631.333, 631.343, 631.334, 631.344)	55	12/90→02/96	→			24.3225-1102.3 020318	Ø 25,4 GG
<b>Zubehörsatz, Bremsbacken</b>							
2.0 D	45	09/93→04/96	→	→ 02/96		03.0137-9145.2 669145	
D (631.333, 631.343, 631.334, 631.344)	55	12/90→02/96	→			03.0137-9145.2 669145	
 <b>Bremstrommel</b>							
2.0 D	45	09/93→04/96	→	→ 02/96		24.0225-4003.1 480049	Ø 254,0 x 65 / 255
D (631.333, 631.343, 631.334, 631.344)	55	12/90→02/96	→			24.0225-4003.1 480049	Ø 254,0 x 65 / 255
 <b>Bremsbackensatz</b>							
2.0 D	45	09/93→04/96	→	→ 02/96		03.0137-0245.2 650245	Ø 254 x 57
						03.0420-1025.3 681025	TRW Ø 254 x 57 Ø 25,4 + RZ / + Zub Kit
D (631.333, 631.343, 631.334, 631.344)	55	12/90→02/96	→			03.0137-0245.2 650245	Ø 254 x 57
						03.0420-1025.3 681025	TRW Ø 254 x 57 Ø 25,4 + RZ / + Zub Kit
 <b>Seilzug, Feststellbremse</b>							
2.0 D	45	09/93→04/96	←	↑; → 02/96; Radstand [mm]: 2.450; Trommelbremse	1	24.3727-0413.2 580413	L= 1.416
			←	↑; → 02/96; Radstand [mm]: 2.675; Trommelbremse	1	24.3727-0414.2 580414	L= 1.647
			→	↓; → 02/96; Radstand [mm]: 2.450; Trommelbremse	2	24.3727-0415.2 580415	L= 1.438
			→	↓; → 02/96; Radstand [mm]: 2.675; Trommelbremse	2	24.3727-0415.2 580415	L= 1.438
D (631.333, 631.343, 631.334, 631.344)	55	12/90→02/96	←	↑; Radstand [mm]: 2.450; Trommelbremse	1	24.3727-0413.2 580413	L= 1.416
			←	↑; Radstand [mm]: 2.675; Trommelbremse	1	24.3727-0414.2 580414	L= 1.647
			→	↓; Radstand [mm]: 2.675; Trommelbremse	2	24.3727-0415.2 580415	L= 1.438
			→	↓; Radstand [mm]: 2.450; Trommelbremse	2	24.3727-0415.2 580415	L= 1.438

	kw			!#			
<b>MERCEDES-BENZ - 100 Kasten (631) 02/88→04/96</b>							
 <b>Radbremszylinder</b>							
2.0 D	45	09/93→04/96	➡	→ 02/96	24.3225-1102.3 020318	Ø 25,4 GG	
D (631.332, 631.342)	55	12/90→02/96	➡		24.3225-1102.3 020318	Ø 25,4 GG	
<b>Zubehörsatz, Bremsbacken</b>							
2.0 D	45	09/93→04/96	➡	→ 02/96	03.0137-9145.2 669145		
D (631.332, 631.342)	55	12/90→02/96	➡		03.0137-9145.2 669145		
 <b>Bremstrommel</b>							
2.0 D	45	09/93→04/96	➡	→ 02/96	24.0225-4003.1 480049	Ø 254,0 x 65 / 255	
D (631.332, 631.342)	55	12/90→02/96	➡		24.0225-4003.1 480049	Ø 254,0 x 65 / 255	
 <b>Bremsbackensatz</b>							
2.0 D	45	09/93→04/96	➡	→ 02/96	03.0137-0245.2 650245 03.0420-1025.3 681025	Ø 254 x 57 TRW Ø 254 x 57 Ø 25,4 + RZ / + Zub Kit	
D (631.332, 631.342)	55	12/90→02/96	➡		03.0137-0245.2 650245 03.0420-1025.3 681025	Ø 254 x 57 TRW Ø 254 x 57 Ø 25,4 + RZ / + Zub Kit	
 <b>Seilzug, Feststellbremse</b>							
2.0 D	45	09/93→04/96	←	⬆; → 02/96; Radstand [mm]: 2.450; Trommelbremse	1	24.3727-0413.2 580413	L= 1.416
			←	⬆; → 02/96; Radstand [mm]: 2.675; Trommelbremse	1	24.3727-0414.2 580414	L= 1.647
			➡	⬇; → 02/96; Radstand [mm]: 2.450; Trommelbremse	2	24.3727-0415.2 580415	L= 1.438
			➡	⬇; → 02/96; Radstand [mm]: 2.675; Trommelbremse	2	24.3727-0415.2 580415	L= 1.438
D (631.332, 631.342)	55	12/90→02/96	←	⬆; Radstand [mm]: 2.450; Trommelbremse	1	24.3727-0413.2 580413	L= 1.416
			←	⬆; Radstand [mm]: 2.675; Trommelbremse	1	24.3727-0414.2 580414	L= 1.647
			➡	⬇; Radstand [mm]: 2.675; Trommelbremse	2	24.3727-0415.2 580415	L= 1.438
			➡	⬇; Radstand [mm]: 2.450; Trommelbremse	2	24.3727-0415.2 580415	L= 1.438
<b>MERCEDES-BENZ - 100 Pritsche/Fahrgestell (631) 02/88→02/96</b>							
 <b>Seilzug, Feststellbremse</b>							
D (631.340)	55	12/90→02/96	←	⬆; Baumuster: 631.349; Trommelbremse	1	24.3727-0414.2 580414	L= 1.647
			➡	⬇; Baumuster: 631.349; Trommelbremse	2	24.3727-0415.2 580415	L= 1.438
<b>MERCEDES-BENZ - A-KLASSE (W168) 07/97→08/05</b>							
 <b>Radbremszylinder</b>							
A 140 (168.031, 168.131)	60	07/97→08/04	➡	J078974→		24.3217-1709.3 020419	Ø 17,78 ALU
			➡	09/97→; → J078973		24.3219-1718.3 020421	Ø 19,05 ALU
A 140 (168.031, 168.131)	60	01/01→08/04	➡	J078974→		24.3217-1709.3 020419	Ø 17,78 ALU
			➡	→ J078973		24.3219-1718.3 020421	Ø 19,05 ALU
A 160 (168.033, 168.133)	75	07/97→08/04	➡	J078974→; kurzer Radstand; Baumuster: 168.033		24.3217-1709.3 020419	Ø 17,78 ALU
			➡	09/97→; → J078973; kurzer Radstand; Baumuster: 168.033		24.3219-1718.3 020421	Ø 19,05 ALU
A 160 CDI (168.006)	55	02/01→08/04	➡			24.3217-1709.3 020419	Ø 17,78 ALU
A 160 CDI (168.007)	44	07/98→02/01	➡	08/98→ 01/01		24.3217-1709.3 020419	Ø 17,78 ALU
A 170 CDI (168.008)	66	07/98→02/01	➡	J078974→; → 01/01		24.3217-1709.3 020419	Ø 17,78 ALU
			➡	→ J078973		24.3219-1718.3 020421	Ø 19,05 ALU
A 170 CDI (168.009, 168.109)	70	02/01→08/04	➡	kurzer Radstand; Baumuster: 168.009		24.3217-1709.3 020419	Ø 17,78 ALU
<b>Zubehörsatz, Bremsbacken</b>							
A 140 (168.031, 168.131)	60	07/97→08/04	➡	09/97→		03.0137-9232.2 669232	TRW
A 140 (168.031, 168.131) ↓	60	01/01→08/04	➡			03.0137-9232.2 669232	TRW

	kw				!#		
<b>MERCEDES-BENZ - A-KLASSE (W168) 07/97→08/05</b>							
<b>Zubehörsatz, Bremsbacken</b>							
A 160 CDI (168.006)	55	02/01→08/04	➡			03.0137-9232.2 669232	TRW
A 160 (168.033, 168.133)	75	07/97→08/04	➡	09/97→; kurzer Radstand; Baumuster: 168.033		03.0137-9232.2 669232	TRW
A 160 CDI (168.007)	44	07/98→02/01	➡	08/98→ 01/01		03.0137-9232.2 669232	TRW
A 170 CDI (168.008)	66	07/98→02/01	➡	→ 01/01		03.0137-9232.2 669232	TRW
A 170 CDI (168.009, 168.109)	70	02/01→08/04	➡	kurzer Radstand; Baumuster: 168.009		03.0137-9232.2 669232	TRW
<b> Bremstrommel</b>							
A 140 (168.031, 168.131)	60	07/97→08/04	➡	09/97→		24.0218-0023.1 480077	Ø 180,0 x 48 / 181,2
A 140 (168.031, 168.131)	60	01/01→08/04	➡			24.0218-0023.1 480077	Ø 180,0 x 48 / 181,2
A 160 CDI (168.006)	55	02/01→08/04	➡				
A 160 (168.033, 168.133)	75	07/97→08/04	➡	09/97→; kurzer Radstand; Baumuster: 168.033		24.0218-0023.1 480077	Ø 180,0 x 48 / 181,2
A 160 CDI (168.007)	44	07/98→02/01	➡	08/98→ 01/01		24.0218-0023.1 480077	Ø 180,0 x 48 / 181,2
A 170 CDI (168.008)	66	07/98→02/01	➡	→ 01/01		24.0218-0023.1 480077	Ø 180,0 x 48 / 181,2
A 170 CDI (168.009, 168.109)	70	02/01→08/04	➡	kurzer Radstand; Baumuster: 168.009		24.0218-0023.1 480077	Ø 180,0 x 48 / 181,2
A 190 (168.032, 168.132)	92	03/99→08/04	➡	05/99→		24.0218-0023.1 480077	Ø 180,0 x 48 / 181,2
<b> Bremsbackensatz</b>							
A 140 (168.031, 168.131)	60	07/97→08/04	➡	09/97→		03.0137-0349.2 650349	TRW Ø 180 x 42 + HEB
			➡	J078974→		03.0520-3417.3 693417	TRW Ø 180 x 42 Ø 17,78 + RZ / + Zub TopKit
			➡	09/97→; → J078973		03.0520-4619.3 694619	TRW Ø 180 x 42 Ø 19,05 + RZ / + Zub TopKit
A 140 (168.031, 168.131)	60	01/01→08/04	➡			03.0137-0349.2 650349	TRW Ø 180 x 42 + HEB
			➡	J078974→		03.0520-3417.3 693417	TRW Ø 180 x 42 Ø 17,78 + RZ / + Zub TopKit
			➡	→ J078973		03.0520-4619.3 694619	TRW Ø 180 x 42 Ø 19,05 + RZ / + Zub TopKit
A 160 (168.033, 168.133)	75	07/97→08/04	➡	09/97→; kurzer Radstand; Baumuster: 168.033		03.0137-0349.2 650349	TRW Ø 180 x 42 + HEB
			➡	J078974→; kurzer Radstand; Baumuster: 168.033		03.0520-3417.3 693417	TRW Ø 180 x 42 Ø 17,78 + RZ / + Zub TopKit
			➡	09/97→; → J078973; kurzer Radstand; Baumuster: 168.033		03.0520-4619.3 694619	TRW Ø 180 x 42 Ø 19,05 + RZ / + Zub TopKit
A 160 CDI (168.006)	55	02/01→08/04	➡			03.0137-0349.2 650349 03.0520-3417.3 693417	TRW Ø 180 x 42 + HEB TRW Ø 180 x 42 Ø 17,78 + RZ / + Zub TopKit
A 160 CDI (168.007)	44	07/98→02/01	➡	08/98→ 01/01		03.0137-0349.2 650349 03.0520-3417.3 693417	TRW Ø 180 x 42 + HEB TRW Ø 180 x 42 Ø 17,78 + RZ / + Zub TopKit
A 170 CDI (168.008)	66	07/98→02/01	➡	→ 01/01		03.0137-0349.2 650349	TRW Ø 180 x 42 + HEB
			➡	J078974→; → 01/01		03.0520-3417.3 693417	TRW Ø 180 x 42 Ø 17,78 + RZ / + Zub TopKit
			➡	→ J078973		03.0520-4619.3 694619	TRW Ø 180 x 42 Ø 19,05 + RZ / + Zub TopKit
A 170 CDI (168.009, 168.109)	70	02/01→08/04	➡	kurzer Radstand; Baumuster: 168.009		03.0137-0349.2 650349 03.0520-3417.3 693417	TRW Ø 180 x 42 + HEB TRW Ø 180 x 42 Ø 17,78 + RZ / + Zub TopKit
<b> Bremsbackensatz, Feststellbremse</b>							
A 160 (168.033, 168.133)	75	07/97→08/04	➡	09/97→; langer Radstand; Baumuster: 168.133		03.0137-0170.2 650170	Ø 164 x 20 + Zub
A 170 CDI (168.009, 168.109)	70	02/01→08/04	➡	langer Radstand; Baumuster: 168.109		03.0137-0170.2 650170	Ø 164 x 20 + Zub
A 190 (168.032, 168.132)	92	03/99→08/04	➡	05/99→		03.0137-0170.2 650170	Ø 164 x 20 + Zub
A 210 (168.035, 168.135)	103	12/01→08/04	➡			03.0137-0170.2 650170	Ø 164 x 20 + Zub
<b> Seilzug, Feststellbremse</b>							
A 140 (168.031, 168.131)	60	07/97→08/04	←	 ; J306887→; Trommelbremse	1	24.3727-0400.2 580400	L= 987
			←	 ; 09/97→; → J306886; Trommelbremse	1	24.3727-0440.2 580440	L= 987
↓							

	kw				!#			
<b>MERCEDES-BENZ - A-KLASSE (W168) 07/97→08/05</b>								
<b>Seilzug, Feststellbremse</b>								
A 140 (168.031, 168.131)	60	07/97→08/04	➡	☐; 09/97→; → J306886; Scheiben/Trommel		24.3727-0421.2	580421	L= 1.062
			➡	☐; J306887→; Scheiben/Trommel		24.3727-0422.2	580422	L= 739
			➡	☐; 09/97→; → J306886; Scheiben/Trommel		24.3727-0422.2	580422	L= 739
			➡	☐; J306887→; Scheiben/Trommel		24.3727-0439.2	580439	L= 1.056
A 140 (168.031, 168.131) A 160 CDI (168.006)	60	01/01→08/04	←	☒; J306887→; Trommelbremse	1	24.3727-0400.2	580400	L= 987
			←	☒; → J306886; Trommelbremse	1	24.3727-0440.2	580440	L= 987
	55	02/01→08/04	➡	☐; → J306886; Scheiben/Trommel		24.3727-0421.2	580421	L= 1.062
			➡	☐; J306887→; Scheiben/Trommel		24.3727-0422.2	580422	L= 739
			➡	☐; → J306886; Scheiben/Trommel		24.3727-0422.2	580422	L= 739
			➡	☐; J306887→; Scheiben/Trommel		24.3727-0439.2	580439	L= 1.056
A 160 (168.033, 168.133)	75	07/97→08/04	←	☒; J306887→; kurzer Radstand; Baumuster: 168.033; Trommelbremse	1	24.3727-0400.2	580400	L= 987
			←	☒; 09/97→; langer Radstand; Baumuster: 168.133; Scheibenbremse	1	24.3727-0431.2	580431	L= 1.170
			←	☒; 09/97→; → J306886; kurzer Radstand; Baumuster: 168.033; Trommelbremse	1	24.3727-0440.2	580440	L= 987
	➡			☐; 09/97→; → J306886; kurzer Radstand; Baumuster: 168.033; Scheiben/Trommel		24.3727-0421.2	580421	L= 1.062
				☐; J306887→; kurzer Radstand; Baumuster: 168.033; Scheiben/Trommel		24.3727-0422.2	580422	L= 739
				☐; 09/97→; → J306886; kurzer Radstand; Baumuster: 168.033; Scheiben/Trommel		24.3727-0422.2	580422	L= 739
				☐; 09/97→; langer Radstand; Baumuster: 168.133; Scheibenbremse		24.3727-0427.2	580427	L= 685
				☐; 09/97→; langer Radstand; Baumuster: 168.133; Scheibenbremse		24.3727-0428.2	580428	L= 1.038
				☐; J306887→; kurzer Radstand; Baumuster: 168.033; Scheiben/Trommel		24.3727-0439.2	580439	L= 1.056
				☐; J306887→; → 01/01; Trommelbremse		24.3727-0400.2	580400	L= 987
A 160 CDI (168.007)	44	07/98→02/01	←	☒; 08/98→; → J306886; Trommelbremse	1	24.3727-0440.2	580440	L= 987
			➡	☐; 08/98→; → J306886; Scheiben/Trommel		24.3727-0421.2	580421	L= 1.062
			➡	☐; 08/98→; → J306886; Scheiben/Trommel		24.3727-0422.2	580422	L= 739
			➡	☐; J306887→; → 01/01; Scheiben/Trommel		24.3727-0422.2	580422	L= 739
			➡	☐; J306887→; → 01/01; Scheiben/Trommel		24.3727-0439.2	580439	L= 1.056
			☐; J306887→; → 01/01; Trommelbremse		24.3727-0400.2	580400	L= 987	
A 170 CDI (168.008)	66	07/98→02/01	←	☒; J306887→; → 01/01; Trommelbremse	1	24.3727-0440.2	580440	L= 987
			➡	☐; → J306886; Scheiben/Trommel		24.3727-0421.2	580421	L= 1.062
			➡	☐; J306887→; → 01/01; Scheiben/Trommel		24.3727-0422.2	580422	L= 739
			➡	☐; → J306886; Scheiben/Trommel		24.3727-0422.2	580422	L= 739
			➡	☐; J306887→; → 01/01; Scheiben/Trommel		24.3727-0439.2	580439	L= 1.056
			☐; J306887→; → 01/01; Trommelbremse		24.3727-0400.2	580400	L= 987	
A 170 CDI (168.009, 168.109)	70	02/01→08/04	←	☒; J306887→; kurzer Radstand; Baumuster: 168.009; Trommelbremse	1	24.3727-0400.2	580400	L= 987
			←	☒; langer Radstand; Baumuster: 168.109; Scheibenbremse	1	24.3727-0431.2	580431	L= 1.170
			←	☒; → J306886; kurzer Radstand; Baumuster: 168.009; Trommelbremse	1	24.3727-0440.2	580440	L= 987
			➡	☐; → J306886; kurzer Radstand; Baumuster: 168.009; Scheiben/Trommel		24.3727-0421.2	580421	L= 1.062
			➡	☐; J306887→; kurzer Radstand; Baumuster: 168.009; Scheiben/Trommel		24.3727-0422.2	580422	L= 739
			➡	☐; → J306886; kurzer Radstand; Baumuster: 168.009; Scheiben/Trommel		24.3727-0422.2	580422	L= 739
			➡	☐; langer Radstand; Baumuster: 168.109; Scheibenbremse		24.3727-0427.2	580427	L= 685
			☐; langer Radstand; Baumuster: 168.109; Scheibenbremse		24.3727-0427.2	580427	L= 685	

**MERCEDES-BENZ - A-KLASSE (W168) 07/97→08/05**

**Seilzug, Feststellbremse**

A 170 CDI (168.009, 168.109)	70	02/01→08/04	➡	☐; langer Radstand; Baumuster: 168.109; Scheibenbremse	24.3727-0428.2	580428	L= 1.038	
			➡	☐; J306887→; kurzer Radstand; Baumuster: 168.009; Scheiben/Trommel	24.3727-0439.2	580439	L= 1.056	
A 190 (168.032, 168.132)	92	03/99→08/04	←	☒; J306887→; kurzer Radstand; Baumuster: 168.032; Trommelbremse	1	24.3727-0400.2	580400	L= 987
			←	☒; J306887→; Scheibenbremse	1	24.3727-0400.2	580400	L= 987
			←	☒; 05/99→; langer Radstand; Baumuster: 168.132; Scheibenbremse	1	24.3727-0431.2	580431	L= 1.170
			←	☒; 05/99→; → J306886; Scheibenbremse	1	24.3727-0440.2	580440	L= 987
			←	☒; 05/99→; → J306886; kurzer Radstand; Baumuster: 168.032; Trommelbremse	1	24.3727-0440.2	580440	L= 987
			➡	☐; 05/99→; → J306886; kurzer Radstand; Baumuster: 168.032; Scheiben/Trommel	24.3727-0421.2	580421	L= 1.062	
			➡	☐; 05/99→; → J306886; kurzer Radstand; Baumuster: 168.032; Scheiben/Trommel	24.3727-0422.2	580422	L= 739	
			➡	☐; J306887→; kurzer Radstand; Baumuster: 168.032; Scheiben/Trommel	24.3727-0422.2	580422	L= 739	
			➡	☐; J306887→; Scheibenbremse	24.3727-0427.2	580427	L= 685	
			➡	☐; 05/99→; → J306886; Scheibenbremse	24.3727-0427.2	580427	L= 685	
			➡	☐; 05/99→; langer Radstand; Baumuster: 168.132; Scheibenbremse	24.3727-0427.2	580427	L= 685	
			➡	☐; 05/99→; langer Radstand; Baumuster: 168.132; Scheibenbremse	24.3727-0428.2	580428	L= 1.038	
			➡	☐; J306887→; Scheibenbremse	24.3727-0428.2	580428	L= 1.038	
			➡	☐; J306887→; kurzer Radstand; Baumuster: 168.032; Scheiben/Trommel	24.3727-0439.2	580439	L= 1.056	
A 210 (168.035, 168.135)	103	12/01→08/04	←	☒; kurzer Radstand; Baumuster: 168.035; Scheibenbremse	1	24.3727-0400.2	580400	L= 987
			←	☒; langer Radstand; Baumuster: 168.135; Scheibenbremse	1	24.3727-0431.2	580431	L= 1.170
			➡	☐; kurzer Radstand; Baumuster: 168.035; Scheibenbremse	24.3727-0427.2	580427	L= 685	
			➡	☐; langer Radstand; Baumuster: 168.135; Scheibenbremse	24.3727-0427.2	580427	L= 685	
			➡	☐; langer Radstand; Baumuster: 168.135; Scheibenbremse	24.3727-0428.2	580428	L= 1.038	
			➡	☐; kurzer Radstand; Baumuster: 168.035; Scheibenbremse	24.3727-0428.2	580428	L= 1.038	











**MERCEDES-BENZ - A-KLASSE (W169) 09/04→06/12**

**Bremsbackensatz, Feststellbremse**












A 150 (169.031, 169.331)	70	09/04→06/12	➡	→ 05/12	03.0137-0170.2	650170	∅ 164 x 20 + Zub
A 160 (169.031, 169.331)	70	04/09→06/12					
A 160 CDI (169.006, 169.306)	60	09/04→06/12					
A 170 (169.032, 169.332)	85	09/04→06/12					
A 180 (169.032, 169.332)	85	04/09→06/12					
A 180 CDI (169.007, 169.307)	80	09/04→06/12					
A 200 (169.033, 169.333)	100	09/04→06/12					
A 200 CDI (169.008, 169.308)	103	09/04→06/12					
A 200 CDI (169.308, 169.008)	100	09/04→06/12					
A 200 TURBO (169.034, 169.334)	142	09/05→06/12					
E-CELL (169.090)	50	12/10→06/12					







**Seilzug, Feststellbremse**









A 150 (169.031, 169.331)	70	09/04→06/12	←	☒; → 05/12; Scheibenbremse	1	24.3727-0485.2	580485	L= 1.130
A 160 (169.031, 169.331)	70	04/09→06/12	➡	☐; → 05/12; Scheibenbremse		24.3727-0451.2	580451	L= 1.215
			➡	☐; → 05/12; Scheibenbremse		24.3727-0452.2	580452	L= 587










	kw			1#		
<b>MERCEDES-BENZ - A-KLASSE (W169) 09/04→06/12</b>						
 <b>Seilzug, Feststellbremse</b>						
A 160 CDI (169.006, 169.306)	60	09/04→06/12	←	☒; → 05/12; Scheibenbremse	1	24.3727-0485.2 580485 L= 1.130
A 170 (169.032, 169.332)	85	09/04→06/12	→	☒; → 05/12; Scheibenbremse		24.3727-0451.2 580451 L= 1.215
A 180 (169.032, 169.332)	85	04/09→06/12	→	☒; → 05/12; Scheibenbremse		24.3727-0452.2 580452 L= 587
A 180 CDI (169.007, 169.307)	80	09/04→06/12				
A 200 (169.033, 169.333)	100	09/04→06/12				
A 200 CDI (169.008, 169.308)	103	09/04→06/12				
A 200 CDI (169.308, 169.008)	100	09/04→06/12				
A 200 TURBO (169.034, 169.334)	142	09/05→06/12				
E-CELL (169.090)	50	12/10→06/12				
<b>MERCEDES-BENZ - B-KLASSE (W245) 03/05→11/11</b>						
 <b>Bremsbackensatz, Feststellbremse</b>						
B 150 (245.231)	70	03/05→11/11	→	→ 04/11		03.0137-0170.2 650170 Ø 164 x 20 + Zub
B 160 (245.231)	70	04/09→11/11				
B 170 (245.232)	85	03/05→11/11				
B 180 (245.232)	85	04/09→11/11				
B 180 CDI (245.207)	80	03/05→11/11				
B 200 (245.233)	100	03/05→11/11				
B 200 CDI (245.208)	100	03/05→11/11				
B 200 CDI (245.208)	103	03/05→11/11				
B 200 TURBO (245.234)	142	03/05→11/11				
B 170 NGT (245.233)	85	04/08→11/11	→	→ 04/09		03.0137-0170.2 650170 Ø 164 x 20 + Zub
B 180 NGT (245.233)	85	04/08→11/11	→	04/09→ 04/11		03.0137-0170.2 650170 Ø 164 x 20 + Zub
 <b>Seilzug, Feststellbremse</b>						
B 150 (245.231)	70	03/05→11/11	→	☒; → 04/11; Scheibenbremse		24.3727-0451.2 580451 L= 1.215
B 160 (245.231)	70	04/09→11/11				
B 170 (245.232)	85	03/05→11/11	→	☒; → 04/11; Scheibenbremse		24.3727-0452.2 580452 L= 587
B 180 (245.232)	85	04/09→11/11				
B 180 CDI (245.207)	80	03/05→11/11				
B 200 (245.233)	100	03/05→11/11				
B 200 CDI (245.208)	100	03/05→11/11				
B 200 CDI (245.208)	103	03/05→11/11				
B 200 TURBO (245.234)	142	03/05→11/11				
B 170 NGT (245.233)	85	04/08→11/11	→	☒; → 04/09; Scheibenbremse		24.3727-0451.2 580451 L= 1.215
			→	☒; → 04/09; Scheibenbremse		24.3727-0452.2 580452 L= 587
B 180 NGT (245.233)	85	04/08→11/11	→	☒; 04/09→ 04/11; Scheibenbremse		24.3727-0451.2 580451 L= 1.215
			→	☒; 04/09→ 04/11; Scheibenbremse		24.3727-0452.2 580452 L= 587
<b>MERCEDES-BENZ - CITAN Kasten (415) 11/12→</b>						
 <b>Radbremszylinder</b>						
108 CDI (415.601, 415.603)	55	11/12→	→	passend für Felgengröße [Zoll]: 14		24.3222-1729.3 020526 Ø 22,2 ALU
109 CDI (415.601, 415.603, 415.605)	66	11/12→				
111 CDI (415.603, 415.605)	81	06/13→				
112 (415.603)	84	06/13→				
<b>Zubehörsatz, Bremsbacken</b>						
108 CDI (415.601, 415.603)	55	11/12→	→			03.0137-9228.2 669228 BDX
109 CDI (415.601, 415.603, 415.605)	66	11/12→				
111 CDI (415.603, 415.605)	81	06/13→				
112 (415.603)	84	06/13→				
 <b>Bremsbackensatz</b>						
108 CDI (415.601, 415.603)	55	11/12→	→	passend für Felgengröße [Zoll]: 14		03.0137-0496.2 650496 BDX Ø 228 x 42 + HEB
109 CDI (415.601, 415.603, 415.605)	66	11/12→				03.0520-7222.3 697222 Ø 228 x 42 Ø 22,2 + RZ / + Zub TopKit
111 CDI (415.603, 415.605)	81	06/13→				
112 (415.603)	84	06/13→				



	kw			!#		
<b>MERCEDES-BENZ - CITAN Kombi / Tourer (415) 11/12→</b>						
 <b>Radbremszylinder</b>						
108 CDI (415.703)	55	11/12→	➔	passend für Felgenreöße [Zoll]: 14	24.3222-1729.3	020526 Ø 22,2 ALU
109 CDI (415.703)	66	11/12→				
111 CDI (415.703)	81	06/13→				
112 (415.703)	84	06/13→				
<b>Zubehörsatz, Bremsbacken</b>						
108 CDI (415.703)	55	11/12→	➔		03.0137-9228.2	669228 BDX
109 CDI (415.703)	66	11/12→				
111 CDI (415.703)	81	06/13→				
112 (415.703)	84	06/13→				
 <b>Bremsbackensatz</b>						
108 CDI (415.703)	55	11/12→	➔	passend für Felgenreöße [Zoll]: 14	03.0137-0496.2	650496 BDX Ø 228 x 42 + HEB
109 CDI (415.703)	66	11/12→			03.0520-7222.3	697222 Ø 228 x 42 Ø 22,2 + RZ / + Zub
111 CDI (415.703)	81	06/13→				TopKit
112 (415.703)	84	06/13→				
<b>MERCEDES-BENZ - CITAN Mixto (415) 11/12→</b>						
 <b>Radbremszylinder</b>						
109 CDI	66	11/12→	➔	passend für Felgenreöße [Zoll]: 14	24.3222-1729.3	020526 Ø 22,2 ALU
111 CDI (415.601, 415.603, 415.605)	81	06/13→				
<b>Zubehörsatz, Bremsbacken</b>						
109 CDI	66	11/12→	➔		03.0137-9228.2	669228 BDX
111 CDI (415.601, 415.603, 415.605)	81	06/13→				
 <b>Bremsbackensatz</b>						
109 CDI	66	11/12→	➔	passend für Felgenreöße [Zoll]: 14	03.0137-0496.2	650496 BDX Ø 228 x 42 + HEB
111 CDI (415.601, 415.603, 415.605)	81	06/13→			03.0520-7222.3	697222 Ø 228 x 42 Ø 22,2 + RZ / + Zub
<b>MERCEDES-BENZ - C-KLASSE (W202) 03/93→05/00</b>						
 <b>Bremsbackensatz, Feststellbremse</b>						
C 180 (202.018)	89	11/94→05/00	➔		03.0137-0170.2	650170 Ø 164 x 20 + Zub
C 180 (202.018)	90	03/93→05/00				
C 200 (202.020)	100	01/94→05/00				
C 200 CDI (202.134)	75	03/98→05/00				
C 200 D (202.120)	55	03/93→05/00				
C 200 D (202.122)	65	10/96→05/00				
C 200 Kompressor (202.025)	132	10/95→05/00				
C 200 Kompressor (202.025)	141	11/96→05/00				
C 220 CDI (202.133)	92	09/97→05/00				
C 220 D (202.021)	55	07/96→05/00				
C 220 D (202.121)	70	08/93→05/00				
C 230 Kompressor (202.024)	142	10/95→05/00				
C 240 (202.026)	125	06/97→05/00				
C 250 Turbo-D (202.128)	110	10/95→05/00				
C 280 (202.029)	145	06/97→05/00				
C 220 (202.022)	110	03/93→05/00	➔	→ 08/96	03.0137-0170.2	650170 Ø 164 x 20 + Zub
C 230 (202.023)	110	06/96→06/97	➔	07/96→	03.0137-0170.2	650170 Ø 164 x 20 + Zub
C 250 D (202.125)	83	05/93→05/00	➔	06/93→ 08/95	03.0137-0170.2	650170 Ø 164 x 20 + Zub
C 280 (202.028)	142	05/93→05/00	➔	06/93→	03.0137-0170.2	650170 Ø 164 x 20 + Zub
C 36 AMG (202.028)	206	05/94→05/00	➔	→ 08/97	03.0137-0170.2	650170 Ø 164 x 20 + Zub
C 43 AMG (202.033)	225	08/97→05/00	➔	09/97→	03.0137-0170.2	650170 Ø 164 x 20 + Zub
 <b>Seilzug, Feststellbremse</b>						
C 180 (202.018)	89	11/94→05/00	←	☒; für Linkslenker; Scheibenbremse	1	24.3727-0423.2 580423 L= 2.554
C 180 (202.018)	90	03/93→05/00	➔			
C 200 (202.020)	100	01/94→05/00	➔	☐; Scheibenbremse		24.3727-0418.2 580418 L= 960
C 200 CDI (202.134)	75	03/98→05/00	➔	☐; Scheibenbremse		24.3727-0419.2 580419 L= 925
C 200 D (202.120)	55	03/93→05/00				
C 200 D (202.122)	65	10/96→05/00				
C 200 Kompressor (202.025)	132	10/95→05/00				
C 200 Kompressor (202.025)	141	11/96→05/00				
C 220 CDI (202.133)	92	09/97→05/00				
C 220 D (202.021)	55	07/96→05/00				
C 220 D (202.121)	70	08/93→05/00				
↓						

	kw				!#		
<b>MERCEDES-BENZ - C-KLASSE (W202) 03/93→05/00</b>							
<b>Seilzug, Feststellbremse</b>							
C 230 Kompressor (202.024)	142	10/95→05/00	←	↑; für Linkslenker; Scheibenbremse	1	24.3727-0423.2 580423	L= 2.554
C 240 (202.026)	125	06/97→05/00	→	□; Scheibenbremse		24.3727-0418.2 580418	L= 960
C 280 (202.029)	145	06/97→05/00	→	▣; Scheibenbremse		24.3727-0419.2 580419	L= 925
C 220 (202.022)	110	03/93→05/00	←	↑; → 08/96; für Linkslenker; Scheibenbremse	1	24.3727-0423.2 580423	L= 2.554
			→	□; → 08/96; Scheibenbremse		24.3727-0418.2 580418	L= 960
			→	▣; → 08/96; Scheibenbremse		24.3727-0419.2 580419	L= 925
C 230 (202.023)	110	06/96→06/97	←	↑; 07/96→; für Linkslenker; Scheibenbremse	1	24.3727-0423.2 580423	L= 2.554
			→	□; 07/96→; Scheibenbremse		24.3727-0418.2 580418	L= 960
			→	▣; 07/96→; Scheibenbremse		24.3727-0419.2 580419	L= 925
C 250 D (202.125)	83	05/93→05/00	←	↑; 06/93→ 08/95; für Linkslenker; Scheibenbremse	1	24.3727-0423.2 580423	L= 2.554
			→	□; 06/93→ 08/95; Scheibenbremse		24.3727-0418.2 580418	L= 960
			→	▣; 06/93→ 08/95; Scheibenbremse		24.3727-0419.2 580419	L= 925
C 250 Turbo-D (202.128)	110	10/95→05/00	←	↑; für Linkslenker; Scheibenbremse	1	24.3727-0423.2 580423	L= 2.554
			→	□; für Linkslenker; Scheibenbremse		24.3727-0418.2 580418	L= 960
			→	▣; für Rechtslenker; Scheibenbremse		24.3727-0418.2 580418	L= 960
			→	▣; für Linkslenker; Scheibenbremse		24.3727-0419.2 580419	L= 925
			→	▣; für Rechtslenker; Scheibenbremse		24.3727-0419.2 580419	L= 925
C 280 (202.028)	142	05/93→05/00	←	↑; 06/93→; für Linkslenker; Scheibenbremse	1	24.3727-0423.2 580423	L= 2.554
			→	□; 06/93→; Scheibenbremse		24.3727-0418.2 580418	L= 960
			→	▣; 06/93→; Scheibenbremse		24.3727-0419.2 580419	L= 925
C 36 AMG (202.028)	206	05/94→05/00	←	↑; → 08/97; für Linkslenker; Scheibenbremse	1	24.3727-0423.2 580423	L= 2.554
			→	□; → 08/97; Scheibenbremse		24.3727-0418.2 580418	L= 960
			→	▣; → 08/97; Scheibenbremse		24.3727-0419.2 580419	L= 925
C 43 AMG (202.033)	225	08/97→05/00	←	↑; 09/97→; für Linkslenker; Scheibenbremse	1	24.3727-0423.2 580423	L= 2.554
			→	□; 09/97→; Scheibenbremse		24.3727-0418.2 580418	L= 960
			→	▣; 09/97→; Scheibenbremse		24.3727-0419.2 580419	L= 925
<b>MERCEDES-BENZ - C-KLASSE (W203) 05/00→12/07</b>							
<b>Bremsbackensatz, Feststellbremse</b>							
C 180 (203.035)	95	10/00→05/02	→			03.0137-4013.2 654013	Ø 164 x 20 + Zub
C 180 Kompressor (203.046)	105	05/02→02/07					
C 200 CDI (203.004)	75	02/01→02/07					
C 200 CDI (203.004)	85	09/00→02/07					
C 200 CDI (203.007)	90	04/03→02/07					
C 200 CGI Kompressor (203.043)	125	07/03→02/07					
C 200 Kompressor (203.042)	120	05/02→02/07					
C 220 CDI (203.006)	100	05/00→02/07					
C 220 CDI (203.006)	105	05/00→02/07					
C 230 Kompressor (203.040)	141	02/04→02/07					
C 240 (203.061)	125	05/00→02/07					
C 240 4-matic (203.081)	125	07/02→02/07					
C 270 CDI (203.016)	120	12/00→02/07					
C 270 CDI (203.016)	125	12/00→02/07					
C 30 CDI AMG (203.018)	170	01/03→02/07					
C 320 (203.064)	160	05/00→02/07					
C 320 4-matic (203.084)	160	07/02→02/07					
C 55 AMG (203.076)	270	02/04→02/07					
C 200 Kompressor (203.045)	120	05/00→06/02	→	→ 05/02		03.0137-4013.2 654013	Ø 164 x 20 + Zub
C 220 CDI (203.008)	110	02/03→02/07	→	02/04→		03.0137-4013.2 654013	Ø 164 x 20 + Zub
C 230 (203.052)	150	01/05→02/07	→	06/05→		03.0137-4013.2 654013	Ø 164 x 20 + Zub
C 280 (203.054)	170	01/05→02/07					
C 280 4-matic (203.092)	170	01/05→02/07					
C 350 (203.056)	200	01/05→02/07					
C 350 4-matic (203.087)	200	01/05→02/07					
C 320 CDI (203.020)	165	01/05→02/07	→	02/05→		03.0137-4013.2 654013	Ø 164 x 20 + Zub
↓							

	kW				#		
<b>MERCEDES-BENZ - C-KLASSE (W203) 05/00→12/07</b>							
<b> Bremsbackensatz, Feststellbremse</b>							
C 32 AMG Kompressor (203.065)	260	02/01→02/07	➔	03/01→		03.0137-4013.2 654013	Ø 164 x 20 + Zub
<b>Zubehörsatz, Feststellbremsbacken</b>							
C 180 (203.035)	95	10/00→05/02				03.0137-9248.2 669248	
C 180 Kompressor (203.046)	105	05/02→02/07					
C 200 CDI (203.004)	75	02/01→02/07					
C 200 CDI (203.004)	85	09/00→02/07					
C 200 CDI (203.007)	90	04/03→02/07					
C 200 CGI Kompressor (203.043)	125	07/03→02/07					
C 200 Kompressor (203.042)	120	05/02→02/07					
C 220 CDI (203.006)	100	05/00→02/07					
C 220 CDI (203.006)	105	05/00→02/07					
C 230 Kompressor (203.040)	141	02/04→02/07					
C 240 (203.061)	125	05/00→02/07					
C 240 4-matic (203.081)	125	07/02→02/07					
C 270 CDI (203.016)	120	12/00→02/07					
C 270 CDI (203.016)	125	12/00→02/07					
C 30 CDI AMG (203.018)	170	01/03→02/07					
C 320 (203.064)	160	05/00→02/07					
C 320 4-matic (203.084)	160	07/02→02/07					
C 55 AMG (203.076)	270	02/04→02/07					
C 200 Kompressor (203.045)	120	05/00→06/02		→ 05/02		03.0137-9248.2 669248	
C 220 CDI (203.008)	110	02/03→02/07		02/04→		03.0137-9248.2 669248	
C 230 (203.052)	150	01/05→02/07		06/05→		03.0137-9248.2 669248	
C 280 (203.054)	170	01/05→02/07					
C 280 4-matic (203.092)	170	01/05→02/07					
C 350 (203.056)	200	01/05→02/07					
C 350 4-matic (203.087)	200	01/05→02/07					
C 320 CDI (203.020)	165	01/05→02/07		02/05→		03.0137-9248.2 669248	
C 32 AMG Kompressor (203.065)	260	02/01→02/07		03/01→		03.0137-9248.2 669248	
<b> Seilzug, Feststellbremse</b>							
C 180 (203.035)	95	10/00→05/02	←	☒; für Linkslenker; Scheibenbremse	1	24.3727-0429.2 580429	L= 2.735
C 180 Kompressor (203.046)	105	05/02→02/07	➔	☐; Scheibenbremse		24.3727-0430.2 580430	L= 925
C 200 CDI (203.004)	75	02/01→02/07	➔	☒; Scheibenbremse		24.3727-0436.2 580436	L= 900
C 200 CDI (203.004)	85	09/00→02/07					
C 200 CDI (203.007)	90	04/03→02/07					
C 200 CGI Kompressor (203.043)	125	07/03→02/07					
C 200 Kompressor (203.042)	120	05/02→02/07					
C 220 CDI (203.006)	100	05/00→02/07					
C 220 CDI (203.006)	105	05/00→02/07					
C 230 Kompressor (203.040)	141	02/04→02/07					
C 240 (203.061)	125	05/00→02/07					
C 240 4-matic (203.081)	125	07/02→02/07					
C 270 CDI (203.016)	120	12/00→02/07					
C 270 CDI (203.016)	125	12/00→02/07					
C 30 CDI AMG (203.018)	170	01/03→02/07					
C 320 (203.064)	160	05/00→02/07					
C 320 4-matic (203.084)	160	07/02→02/07					
C 55 AMG (203.076)	270	02/04→02/07					
C 200 Kompressor (203.045)	120	05/00→06/02	←	☒; → 05/02; für Linkslenker; Scheibenbremse	1	24.3727-0429.2 580429	L= 2.735
			➔	☐; → 05/02; Scheibenbremse		24.3727-0430.2 580430	L= 925
			➔	☒; → 05/02; Scheibenbremse		24.3727-0436.2 580436	L= 900
C 220 CDI (203.008)	110	02/03→02/07	←	☒; 02/04→; für Linkslenker; Scheibenbremse	1	24.3727-0429.2 580429	L= 2.735
			➔	☐; 02/04→; Scheibenbremse		24.3727-0430.2 580430	L= 925
			➔	☒; 02/04→; Scheibenbremse		24.3727-0436.2 580436	L= 900
C 230 (203.052)	150	01/05→02/07	←	☒; 06/05→; für Linkslenker; Scheibenbremse	1	24.3727-0429.2 580429	L= 2.735
C 280 (203.054)	170	01/05→02/07					
C 350 (203.056)	200	01/05→02/07	➔	☐; 06/05→; Scheibenbremse		24.3727-0430.2 580430	L= 925
C 350 4-matic (203.087)	200	01/05→02/07	➔	☒; 06/05→; Scheibenbremse		24.3727-0436.2 580436	L= 900
C 280 4-matic (203.092)	170	01/05→02/07	←	☒; 06/05→; für Linkslenker; Scheibenbremse	1	24.3727-0429.2 580429	L= 2.735

	kW				#		
<b>MERCEDES-BENZ - C-KLASSE (W203) 05/00→12/07</b>							
 <b>Seilzug, Feststellbremse</b>							
C 280 4-matic (203.092)	170	01/05→02/07	➡	☐; 06/05→; für Linkslenker; Scheibenbremse		24.3727-0430.2 580430	L= 925
			➡	☐; 06/05→; für Linkslenker; Scheibenbremse		24.3727-0436.2 580436	L= 900
C 320 CDI (203.020)	165	01/05→02/07	⬅	⬆; 02/05→; für Linkslenker; Scheibenbremse	1	24.3727-0429.2 580429	L= 2.735
			➡	☐; 02/05→; Scheibenbremse		24.3727-0430.2 580430	L= 925
			➡	☐; 02/05→; Scheibenbremse		24.3727-0436.2 580436	L= 900
C 32 AMG Kompressor (203.065)	260	02/01→02/07	⬅	⬆; 03/01→; für Linkslenker; Scheibenbremse	1	24.3727-0429.2 580429	L= 2.735
			➡	☐; 03/01→; Scheibenbremse		24.3727-0430.2 580430	L= 925
			➡	☐; 03/01→; Scheibenbremse		24.3727-0436.2 580436	L= 900
<b>MERCEDES-BENZ - C-KLASSE (W204) 01/07→01/14</b>							
 <b>Bremsbackensatz, Feststellbremse</b>							
C 180 CDI (204.000)	88	01/11→01/14	➡			03.0137-4005.2 654005	Ø 164 x 25 + Zub
C 180 Kompressor (204.044, 204.045)	115	01/08→01/14					
C 200 (204.048)	137	05/11→01/14					
C 200 CDI (204.001)	100	01/11→01/14					
C 220 CDI (204.002)	120	10/08→01/14					
C 220 CDI (204.002)	125	12/08→01/14					
C 220 CDI 4-matic (204.084)	125	02/13→01/14					
C 230 4-matic (204.085)	150	07/07→01/14					
C 250 CDI 4-matic (204.082)	150	01/11→01/14					
C 250 CGI (204.047)	150	07/09→01/14					
C 280 4-matic (204.081)	170	07/07→01/14					
C 300 (204.054)	170	07/09→01/14					
C 300 (204.055)	185	02/11→01/14					
C 300 4-matic (204.080)	185	02/11→01/14					
C 300 CDI 4-matic (204.092)	170	01/11→01/14					
C 320 CDI 4-matic (204.089)	165	07/07→01/14					
C 350 (204.057)	225	01/11→01/14					
C 350 4-matic (204.087)	200	07/07→01/14					
C 350 4-matic (204.088)	225	01/11→01/14					
C 350 CDI (204.022)	165	07/09→01/14					
C 350 CDI (204.023)	195	06/11→01/14					
C 350 CDI (204.025)	170	10/09→01/14					
C 350 CDI 4-matic (204.089)	165	07/09→01/14					
C 350 CDI 4-matic (204.092)	170	10/09→01/14					
C 350 CGI (204.065)	215	09/08→01/14					
C 63 AMG (204.077)	336	02/08→01/14					
C 63 AMG (204.077)	358	02/08→01/14					
C 63 AMG (204.077)	373	02/08→01/14					
C 63 AMG DR 520	383	07/10→01/14					
C 180 CGI (204.031)	115	01/08→01/14	➡	04/09→		03.0137-4005.2 654005	Ø 164 x 25 + Zub
C 180 CGI (204.049)	115	01/07→01/14					
C 200 CGI (204.048)	135	01/07→01/14					
C 300 4-matic (204.081)	170	07/07→01/14					
C 180 Kompressor (204.046)	115	01/07→01/14	➡	03/07→		03.0137-4005.2 654005	Ø 164 x 25 + Zub
C 200 CDI (204.007, 204.006)	100	01/07→12/10					
C 200 Kompressor (204.041)	135	01/07→01/14					
C 220 CDI (204.008)	120	01/07→11/08					
C 220 CDI (204.008)	125	01/07→11/08					
C 230 (204.052)	150	01/07→01/14					
C 280 (204.054)	170	01/07→01/14					
C 320 CDI (204.022)	165	01/07→01/14					
C 350 (204.056)	200	01/07→01/14					
C 250 CDI (204.003)	150	08/08→01/14	➡	10/08→		03.0137-4005.2 654005	Ø 164 x 25 + Zub
 <b>Seilzug, Feststellbremse</b>							
C 180 CDI (204.000)	88	01/11→01/14	⬅	⬆; für Linkslenker; Scheibenbremse	1	24.3727-0465.2 580465	L= 2.057
C 180 Kompressor (204.044, 204.045)	115	01/08→01/14	➡	⬇; Scheibenbremse	2	24.3727-0467.2 580467	L= 728
C 200 (204.048)	137	05/11→01/14	➡	⬇; Scheibenbremse	1	24.3727-0470.2 580470	L= 1.152
C 200 CDI (204.001)	100	01/11→01/14					
C 220 CDI (204.002)	120	10/08→01/14					
C 220 CDI (204.002)	125	12/08→01/14					

**MERCEDES-BENZ - C-KLASSE (W204) 01/07→01/14**

**Seilzug, Feststellbremse**

C 220 CDI 4-matic (204.084)	125	02/13→01/14	←	☒; für Linkslenker; Scheibenbremse	1	24.3727-0465.2	580465	L= 2.057
C 230 4-matic (204.085)	150	07/07→01/14	→	☒; Scheibenbremse	2	24.3727-0467.2	580467	L= 728
C 250 CDI 4-matic (204.082)	150	01/11→01/14	→	☒; Scheibenbremse	1	24.3727-0470.2	580470	L= 1.152
C 250 CGI (204.047)	150	07/09→01/14						
C 280 4-matic (204.081)	170	07/07→01/14						
C 300 (204.054)	170	07/09→01/14						
C 300 (204.055)	185	02/11→01/14						
C 300 4-matic (204.080)	185	02/11→01/14						
C 300 CDI 4-matic (204.092)	170	01/11→01/14						
C 320 CDI 4-matic (204.089)	165	07/07→01/14						
C 350 (204.057)	225	01/11→01/14						
C 350 4-matic (204.087)	200	07/07→01/14						
C 350 4-matic (204.088)	225	01/11→01/14						
C 350 CDI (204.022)	165	07/09→01/14						
C 350 CDI (204.023)	195	06/11→01/14						
C 350 CDI (204.025)	170	10/09→01/14						
C 350 CDI 4-matic (204.089)	165	07/09→01/14						
C 350 CDI 4-matic (204.092)	170	10/09→01/14						
C 350 CGI (204.065)	215	09/08→01/14						
C 63 AMG (204.077)	336	02/08→01/14						
C 63 AMG (204.077)	358	02/08→01/14						
C 63 AMG (204.077)	373	02/08→01/14						
C 63 AMG DR 520	383	07/10→01/14						
C 180 CGI (204.031)	115	01/08→01/14	←	☒; 04/09→; für Linkslenker; Scheibenbremse	1	24.3727-0465.2	580465	L= 2.057
C 180 CGI (204.049)	115	01/07→01/14						
C 200 CGI (204.048)	135	01/07→01/14	→	☒; 04/09→; Scheibenbremse	2	24.3727-0467.2	580467	L= 728
C 300 4-matic (204.081)	170	07/07→01/14	→	☒; 04/09→; Scheibenbremse	1	24.3727-0470.2	580470	L= 1.152
C 180 Kompressor (204.046)	115	01/07→01/14	←	☒; 03/07→; für Linkslenker; Scheibenbremse	1	24.3727-0465.2	580465	L= 2.057
C 200 CDI (204.007, 204.006)	100	01/07→12/10	→	☒; 03/07→; Scheibenbremse	2	24.3727-0467.2	580467	L= 728
C 200 Kompressor (204.041)	135	01/07→01/14	→	☒; 03/07→; Scheibenbremse	1	24.3727-0470.2	580470	L= 1.152
C 220 CDI (204.008)	120	01/07→11/08						
C 220 CDI (204.008)	125	01/07→11/08						
C 230 (204.052)	150	01/07→01/14						
C 280 (204.054)	170	01/07→01/14						
C 320 CDI (204.022)	165	01/07→01/14						
C 350 (204.056)	200	01/07→01/14						
C 250 CDI (204.003)	150	08/08→01/14	←	☒; 10/08→; für Linkslenker; Scheibenbremse	1	24.3727-0465.2	580465	L= 2.057
			→	☒; 10/08→; Scheibenbremse	2	24.3727-0467.2	580467	L= 728
			→	☒; 10/08→; Scheibenbremse	1	24.3727-0470.2	580470	L= 1.152

**MERCEDES-BENZ - C-KLASSE Coupe (C204) 01/11→**































**Bremsbackensatz, Feststellbremse**

C 180 (204.331)	115	01/13→				03.0137-4005.2	654005	Ø 164 x 25 + Zub
C 180 (204.349)	115	06/11→						
C 200 CGI (204.348)	135	06/11→						
C 220 CDI (204.302)	120	06/11→						
C 220 CDI (204.302)	125	06/11→						
C 250 (204.347)	150	06/11→						
C 250 CDI (204.303)	150	06/11→						
C 350 (204.357)	225	06/11→						
C 350 4-matic	225	09/13→						
C 63 AMG (204.377)	336	06/11→						
C 63 AMG (204.377)	358	01/12→						
C 63 AMG (204.377)	373	11/12→						
C 63 AMG (204.377)	380	01/12→				03.0137-4007.2	654007	Ø 180 x 25 - HEB / + Zub










**Seilzug, Feststellbremse**









C 180 (204.331)	115	01/13→		☐; für Rechtslenker	1	24.3727-0470.2	580470	L= 1.152
C 180 (204.349)	115	06/11→						
C 200 CGI (204.348)	135	06/11→		☐; für Linkslenker; Scheibenbremse	1	24.3727-0470.2	580470	L= 1.152
C 220 CDI (204.302)	120	06/11→	←	☒; für Linkslenker; Scheibenbremse	1	24.3727-0465.2	580465	L= 2.057
C 220 CDI (204.302)	125	06/11→						
C 250 (204.347)	150	06/11→	→	☒; für Linkslenker; Scheibenbremse	2	24.3727-0467.2	580467	L= 728
C 250 CDI (204.303)	150	06/11→	→	☒; für Rechtslenker	2	24.3727-0467.2	580467	L= 728
C 350 (204.357)	225	06/11→						
C 350 4-matic	225	09/13→						
C 63 AMG (204.377)	336	06/11→						
C 63 AMG (204.377)	358	01/12→						



	kw				!#			
<b>MERCEDES-BENZ - C-KLASSE Coupe (C204) 01/11→</b>								
 <b>Seilzug, Feststellbremse</b>								
C 63 AMG (204.377)	373	11/12→		<input type="checkbox"/> ; für Rechtslenker	1	24.3727-0470.2	580470	L= 1.152
				<input type="checkbox"/> ; für Linkslenker; Scheibenbremse	1	24.3727-0470.2	580470	L= 1.152
				 <input type="checkbox"/> ; für Linkslenker; Scheibenbremse	1	24.3727-0465.2	580465	L= 2.057
				 <input type="checkbox"/> ; für Linkslenker; Scheibenbremse	2	24.3727-0467.2	580467	L= 728
				 <input type="checkbox"/> ; für Rechtslenker	2	24.3727-0467.2	580467	L= 728
C 63 AMG (204.377)	380	01/12→		<input type="checkbox"/> ; Scheibenbremse	1	24.3727-0470.2	580470	L= 1.152
				 <input type="checkbox"/> ; für Linkslenker; Scheibenbremse	1	24.3727-0465.2	580465	L= 2.057
				 <input type="checkbox"/> ; Scheibenbremse	2	24.3727-0478.2	580478	L= 743
<b>MERCEDES-BENZ - C-KLASSE Sportcoupe (CL203) 03/01→06/11</b>								
 <b>Bremsbackensatz, Feststellbremse</b>								
C 160 Kompressor (203.730)	90	05/02→05/08		04/05→		03.0137-4013.2	654013	Ø 164 x 20 + Zub
C 180 (203.735)	95	03/01→05/02				03.0137-4013.2	654013	Ø 164 x 20 + Zub
C 180 Kompressor (203.746)	105	05/02→05/08						
C 200 Kompressor (203.742)	120	05/02→05/08						
C 200 Kompressor (203.745)	120	03/01→05/02						
C 220	120	05/02→05/08						
C 220 CDI	100	03/01→01/04						
C 220 CDI (203.706)	105	03/01→01/04						
C 220 CDI (203.708)	110	02/04→05/08						
C 230 Kompressor (203.740)	141	05/02→05/08						
C 230 Kompressor (203.747)	145	03/01→05/02						
C 30 CDI AMG (203.718)	170	09/02→05/08						
C 320 (203.764)	160	09/02→05/08						
C 200 CDI (203.707)	90	03/03→05/08		07/03→		03.0137-4013.2	654013	Ø 164 x 20 + Zub
C 200 CGI Kompressor (203.743)	125	03/03→05/08						
C 230 (203.752)	150	01/05→05/08		06/05→		03.0137-4013.2	654013	Ø 164 x 20 + Zub
C 350 (203.756)	200	01/05→05/08						
<b>Zubehörsatz, Feststellbremsbacken</b>								
C 160 Kompressor (203.730)	90	05/02→05/08		04/05→		03.0137-9248.2	669248	
C 180 (203.735)	95	03/01→05/02				03.0137-9248.2	669248	
C 180 Kompressor (203.746)	105	05/02→05/08						
C 200 Kompressor (203.742)	120	05/02→05/08						
C 200 Kompressor (203.745)	120	03/01→05/02						
C 220	120	05/02→05/08						
C 220 CDI	100	03/01→01/04						
C 220 CDI (203.706)	105	03/01→01/04						
C 220 CDI (203.708)	110	02/04→05/08						
C 230 Kompressor (203.740)	141	05/02→05/08						
C 230 Kompressor (203.747)	145	03/01→05/02						
C 30 CDI AMG (203.718)	170	09/02→05/08						
C 320 (203.764)	160	09/02→05/08						
C 200 CDI (203.707)	90	03/03→05/08		07/03→		03.0137-9248.2	669248	
C 200 CGI Kompressor (203.743)	125	03/03→05/08						
C 230 (203.752)	150	01/05→05/08		06/05→		03.0137-9248.2	669248	
C 350 (203.756)	200	01/05→05/08						
 <b>Seilzug, Feststellbremse</b>								
C 160 Kompressor (203.730)	90	05/02→05/08		<input type="checkbox"/> ; 04/05→; für Linkslenker; Scheibenbremse	1	24.3727-0429.2	580429	L= 2.735
				 <input type="checkbox"/> ; 04/05→; Scheibenbremse		24.3727-0430.2	580430	L= 925
				 <input type="checkbox"/> ; 04/05→; Scheibenbremse		24.3727-0436.2	580436	L= 900
C 180 (203.735)	95	03/01→05/02		<input type="checkbox"/> ; für Linkslenker; Scheibenbremse	1	24.3727-0429.2	580429	L= 2.735
				<input type="checkbox"/> ; Scheibenbremse		24.3727-0430.2	580430	L= 925
C 180 Kompressor (203.746)	105	05/02→05/08						
C 200 Kompressor (203.742)	120	05/02→05/08		<input type="checkbox"/> ; Scheibenbremse		24.3727-0436.2	580436	L= 900
								



	kW				! #		
<b>MERCEDES-BENZ - C-KLASSE Sportcoupe (CL203) 03/01→06/11</b>							
 <b>Seilzug, Feststellbremse</b>							
C 200 Kompressor (203.745)	120	03/01→05/02	←	↑; für Linkslenker; Scheibenbremse	1	24.3727-0429.2 580429	L= 2.735
C 220	120	05/02→05/08	→	□; Scheibenbremse		24.3727-0430.2 580430	L= 925
C 220 CDI	100	03/01→01/04	→	▣; Scheibenbremse		24.3727-0436.2 580436	L= 900
C 220 CDI (203.706)	105	03/01→01/04					
C 220 CDI (203.708)	110	02/04→05/08					
C 230 Kompressor (203.740)	141	05/02→05/08					
C 230 Kompressor (203.747)	145	03/01→05/02					
C 30 CDI AMG (203.718)	170	09/02→05/08					
C 320 (203.764)	160	09/02→05/08					
C 200 CDI (203.707)	90	03/03→05/08	←	↑; 07/03→; für Linkslenker; Scheibenbremse	1	24.3727-0429.2 580429	L= 2.735
C 200 CGI Kompressor (203.743)	125	03/03→05/08	→	□; 07/03→; Scheibenbremse		24.3727-0430.2 580430	L= 925
			→	▣; 07/03→; Scheibenbremse		24.3727-0436.2 580436	L= 900
C 230 (203.752)	150	01/05→05/08	←	↑; 06/05→; für Linkslenker; Scheibenbremse	1	24.3727-0429.2 580429	L= 2.735
C 350 (203.756)	200	01/05→05/08	→	□; 06/05→; Scheibenbremse		24.3727-0430.2 580430	L= 925
			→	▣; 06/05→; Scheibenbremse		24.3727-0436.2 580436	L= 900
<b>MERCEDES-BENZ - C-KLASSE T-Model (S202) 06/96→03/01</b>							
 <b>Bremsbackensatz, Feststellbremse</b>							
C 180 T (202.078)	90	06/96→09/00	→			03.0137-0170.2 650170	Ø 164 x 20 + Zub
C 180 T (202.081)	95	09/00→03/01					
C 200 T (202.080)	100	06/96→03/01					
C 200 T CDI (202.194)	75	03/98→03/01					
C 200 T D (202.180)	65	10/96→03/01					
C 200 T Kompressor (202.082)	141	11/96→03/01					
C 200 T Kompressor (202.087)	120	09/00→03/01					
C 220 T CDI (202.193)	92	09/97→03/01					
C 220 T D (202.182)	55	06/96→03/01					
C 220 T D (202.182)	70	06/96→09/98					
C 230 T Kompressor (202.085)	142	06/97→09/00					
C 240 T (202.086)	125	06/97→09/00					
C 240 T (202.088)	125	09/00→03/01					
C 250 T Turbo-D (202.188)	110	06/96→03/01					
C 280 T (202.089)	145	06/97→03/01					
C 230 T (202.083)	110	06/96→06/98	→	→ 06/97		03.0137-0170.2 650170	Ø 164 x 20 + Zub
C 43 AMG (202.093)	225	08/97→03/01	→	09/97→		03.0137-0170.2 650170	Ø 164 x 20 + Zub
 <b>Seilzug, Feststellbremse</b>							
C 180 T (202.078)	90	06/96→09/00	←	↑; für Linkslenker; Scheibenbremse	1	24.3727-0423.2 580423	L= 2.554
C 180 T (202.081)	95	09/00→03/01	→	□; Scheibenbremse		24.3727-0418.2 580418	L= 960
C 200 T (202.080)	100	06/96→03/01	→	▣; Scheibenbremse		24.3727-0419.2 580419	L= 925
C 200 T CDI (202.194)	75	03/98→03/01					
C 200 T D (202.180)	65	10/96→03/01					
C 200 T Kompressor (202.082)	141	11/96→03/01					
C 200 T Kompressor (202.087)	120	09/00→03/01					
C 220 T CDI (202.193)	92	09/97→03/01					
C 220 T D (202.182)	55	06/96→03/01					
C 220 T D (202.182)	70	06/96→09/98					
C 230 T Kompressor (202.085)	142	06/97→09/00					
C 240 T (202.086)	125	06/97→09/00					
C 240 T (202.088)	125	09/00→03/01					
C 250 T Turbo-D (202.188)	110	06/96→03/01					
C 280 T (202.089)	145	06/97→03/01					
C 230 T (202.083)	110	06/96→06/98	←	↑; → 06/97; für Linkslenker; Scheibenbremse	1	24.3727-0423.2 580423	L= 2.554
			→	□; → 06/97; Scheibenbremse		24.3727-0418.2 580418	L= 960
			→	▣; → 06/97; Scheibenbremse		24.3727-0419.2 580419	L= 925
C 43 AMG (202.093)	225	08/97→03/01	←	↑; 09/97→; für Linkslenker; Scheibenbremse	1	24.3727-0423.2 580423	L= 2.554
			→	□; 09/97→; Scheibenbremse		24.3727-0418.2 580418	L= 960
			→	▣; 09/97→; Scheibenbremse		24.3727-0419.2 580419	L= 925

	kW				#		
<b>MERCEDES-BENZ - C-KLASSE T-Model (S203) 03/01→08/07</b>							
<b> Bremsbackensatz, Feststellbremse</b>							
C 180 (203.235)	95	03/01→05/02	➔			<b>03.0137-4013.2 654013</b>	Ø 164 x 20 + Zub
C 180 Kompressor (203.246)	105	05/02→08/07					
C 200 CDI (203.204, 203.207)	75	03/01→08/07					
C 200 CDI (203.204)	85	03/01→08/07					
C 200 CDI (203.207)	90	04/03→08/07					
C 200 CGI Kompressor (203.243)	125	07/03→08/07					
C 200 Kompressor (203.242)	120	05/02→08/07					
C 220 CDI (203.206)	105	03/01→08/07					
C 220 CDI (203.208)	100	08/06→08/07					
C 220 CDI (203.208)	110	02/04→08/07					
C 230 Kompressor (203.240)	141	02/04→08/07					
C 240 (203.261)	125	03/01→08/07					
C 240 4-matic (203.281)	125	07/02→08/07					
C 270 CDI (203.216)	120	03/01→08/07					
C 270 CDI (203.216)	125	03/01→08/07					
C 30 CDI AMG (203.218)	170	01/03→08/07					
C 320 (203.264)	160	03/01→08/07					
C 320 4-matic (203.284)	160	07/02→08/07					
C 320 CDI (203.220)	165	06/05→08/07					
C 32 AMG Kompressor (203.265)	260	03/01→08/07					
C 55 AMG (203.276)	270	02/04→08/07					
C 200 Kompressor (203.245)	120	03/01→05/02	➔	→ 04/02		<b>03.0137-4013.2 654013</b>	Ø 164 x 20 + Zub
C 230 (203.252)	150	01/05→08/07	➔	06/05→		<b>03.0137-4013.2 654013</b>	Ø 164 x 20 + Zub
C 280 (203.254)	170	01/05→08/07					
C 280 4-matic (203.292)	170	01/05→08/07					
C 350 (203.256)	200	01/05→08/07					
C 350 4-matic (203.287)	200	01/05→08/07					
<b>Zubehörsatz, Feststellbremsbacken</b>							
C 180 (203.235)	95	03/01→05/02	➔			<b>03.0137-9248.2 669248</b>	
C 180 Kompressor (203.246)	105	05/02→08/07					
C 200 CDI (203.204, 203.207)	75	03/01→08/07					
C 200 CDI (203.204)	85	03/01→08/07					
C 200 CDI (203.207)	90	04/03→08/07					
C 200 CGI Kompressor (203.243)	125	07/03→08/07					
C 200 Kompressor (203.242)	120	05/02→08/07					
C 220 CDI (203.206)	105	03/01→08/07					
C 220 CDI (203.208)	100	08/06→08/07					
C 220 CDI (203.208)	110	02/04→08/07					
C 230 Kompressor (203.240)	141	02/04→08/07					
C 240 (203.261)	125	03/01→08/07					
C 240 4-matic (203.281)	125	07/02→08/07					
C 270 CDI (203.216)	120	03/01→08/07					
C 270 CDI (203.216)	125	03/01→08/07					
C 30 CDI AMG (203.218)	170	01/03→08/07					
C 320 (203.264)	160	03/01→08/07					
C 320 4-matic (203.284)	160	07/02→08/07					
C 320 CDI (203.220)	165	06/05→08/07					
C 32 AMG Kompressor (203.265)	260	03/01→08/07					
C 55 AMG (203.276)	270	02/04→08/07					
C 200 Kompressor (203.245)	120	03/01→05/02	➔	→ 04/02		<b>03.0137-9248.2 669248</b>	
C 230 (203.252)	150	01/05→08/07	➔	06/05→		<b>03.0137-9248.2 669248</b>	
C 280 (203.254)	170	01/05→08/07					
C 280 4-matic (203.292)	170	01/05→08/07					
C 350 (203.256)	200	01/05→08/07					
C 350 4-matic (203.287)	200	01/05→08/07					
<b> Seilzug, Feststellbremse</b>							
C 180 (203.235)	95	03/01→05/02	←	☒; für Linkslenker; Scheibenbremse	1	<b>24.3727-0429.2 580429</b>	L= 2.735
C 180 Kompressor (203.246)	105	05/02→08/07	➔	☐; Scheibenbremse		<b>24.3727-0430.2 580430</b>	L= 925
C 200 CDI (203.204, 203.207)	75	03/01→08/07	➔	☐; Scheibenbremse		<b>24.3727-0436.2 580436</b>	L= 900
C 200 CDI (203.204)	85	03/01→08/07					
C 200 CDI (203.207)	90	04/03→08/07					
↓							

**MERCEDES-BENZ - C-KLASSE T-Model (S203) 03/01→08/07**










**Seilzug, Feststellbremse**







C 200 CGI Kompressor (203.243)	125	07/03→08/07	←	☒; für Linkslenker; Scheibenbremse	1	<b>24.3727-0429.2</b>	<b>580429</b>	L= 2.735
C 200 Kompressor (203.242)	120	05/02→08/07	→	☐; Scheibenbremse		<b>24.3727-0430.2</b>	<b>580430</b>	L= 925
C 220 CDI (203.206)	105	03/01→08/07	→	☒; Scheibenbremse		<b>24.3727-0436.2</b>	<b>580436</b>	L= 900
C 220 CDI (203.208)	100	08/06→08/07						
C 220 CDI (203.208)	110	02/04→08/07						
C 230 Kompressor (203.240)	141	02/04→08/07						
C 240 (203.261)	125	03/01→08/07						
C 240 4-matic (203.281)	125	07/02→08/07						
C 270 CDI (203.216)	120	03/01→08/07						
C 270 CDI (203.216)	125	03/01→08/07						
C 30 CDI AMG (203.218)	170	01/03→08/07						
C 320 (203.264)	160	03/01→08/07						
C 320 4-matic (203.284)	160	07/02→08/07						
C 320 CDI (203.220)	165	06/05→08/07						
C 32 AMG Kompressor (203.265)	260	03/01→08/07						
C 55 AMG (203.276)	270	02/04→08/07						
C 200 Kompressor (203.245)	120	03/01→05/02	←	☒; → 04/02; für Linkslenker; Scheibenbremse	1	<b>24.3727-0429.2</b>	<b>580429</b>	L= 2.735
			→	☐; → 04/02; Scheibenbremse		<b>24.3727-0430.2</b>	<b>580430</b>	L= 925
			→	☒; → 04/02; Scheibenbremse		<b>24.3727-0436.2</b>	<b>580436</b>	L= 900
C 230 (203.252)	150	01/05→08/07	←	☒; 06/05→; für Linkslenker; Scheibenbremse	1	<b>24.3727-0429.2</b>	<b>580429</b>	L= 2.735
C 280 (203.254)	170	01/05→08/07						
C 350 (203.256)	200	01/05→08/07	→	☐; 06/05→; Scheibenbremse		<b>24.3727-0430.2</b>	<b>580430</b>	L= 925
C 350 4-matic (203.287)	200	01/05→08/07	→	☒; 06/05→; Scheibenbremse		<b>24.3727-0436.2</b>	<b>580436</b>	L= 900
C 280 4-matic (203.292)	170	01/05→08/07	←	☒; 06/05→; für Linkslenker; Scheibenbremse	1	<b>24.3727-0429.2</b>	<b>580429</b>	L= 2.735
			→	☐; 06/05→; für Linkslenker; Scheibenbremse		<b>24.3727-0430.2</b>	<b>580430</b>	L= 925
			→	☒; 06/05→; für Linkslenker; Scheibenbremse		<b>24.3727-0436.2</b>	<b>580436</b>	L= 900

**MERCEDES-BENZ - C-KLASSE T-Model (S204) 08/07→08/14**










**Bremsbackensatz, Feststellbremse**

C 180 (204.231)	115	02/12→08/14	→			<b>03.0137-4005.2</b>	<b>654005</b>	Ø 164 x 25 + Zub
C 180 CDI (204.200)	88	01/11→08/14						
C 180 CGI (204.249)	115	11/09→08/14						
C 180 Kompressor (204.245)	115	01/08→08/14						
C 200 CDI (204.201)	100	08/10→08/14						
C 220 CDI (204.202)	120	12/08→08/14						
C 220 CDI (204.202)	125	12/08→08/14						
C 220 CDI 4-matic (204.284)	125	02/13→08/14						
C 250 CDI 4-matic (204.282)	150	04/10→08/14						
C 250 CGI (204.247)	150	07/09→08/14						
C 300 (204.254)	170	08/07→08/14						
C 350 CDI	165	08/07→08/14						
C 350 CDI (204.223)	195	06/11→08/14						
C 350 CDI (204.225)	170	10/09→08/14						
C 350 CDI 4-matic (204.292)	170	10/09→08/14						
C 350 CGI (204.257)	225	06/11→08/14						
C 63 AMG	373	06/13→08/14						
C 63 AMG	382	07/10→08/14						
C 63 AMG (204.277)	336	02/08→08/14						
C 63 AMG (204.277)	358	01/12→08/14						
C 180 Kompressor (204.246)	115	08/07→08/14	→	09/07→		<b>03.0137-4005.2</b>	<b>654005</b>	Ø 164 x 25 + Zub
C 200 CDI (204.207)	100	08/07→12/11						
C 200 Kompressor (204.241)	135	08/07→08/14						
C 220 CDI (204.208)	125	08/07→11/08						
C 230 (204.252)	150	08/07→08/14						
C 280 (204.254)	170	08/07→08/14						
C 320 CDI (204.222)	165	08/07→08/14						
C 320 CDI 4-matic (204.289)	165	08/07→08/14						
C 350 (204.256)	200	08/07→08/14						
C 200 CGI (204.248)	135	08/07→08/14	→	04/09→		<b>03.0137-4005.2</b>	<b>654005</b>	Ø 164 x 25 + Zub
C 250 CDI (204.203)	150	01/09→08/14						
C 220 CDI (204.208)	120	08/07→11/08	→			<b>03.0137-4005.2</b>	<b>654005</b>	Ø 164 x 25 + Zub
↓								











	kW				!#		
<b>MERCEDES-BENZ - C-KLASSE T-Model (S204) 08/07→08/14</b>							
 <b>Bremsbackensatz, Feststellbremse</b>							
C 220 CDI (204.208)	120	08/07→11/08	➔	09/07→		03.0137-4005.2 654005	Ø 164 x 25 + Zub
 <b>Seilzug, Feststellbremse</b>							
C 180 (204.231)	115	02/12→08/14			☐; für Linkslenker; Scheibenbremse	1 24.3727-0470.2 580470	L= 1.152
C 180 CGI (204.249)	115	11/09→08/14	←		☐; für Linkslenker; Scheibenbremse	1 24.3727-0465.2 580465	L= 2.057
C 180 Kompressor (204.245)	115	01/08→08/14	➔		☐; für Linkslenker; Scheibenbremse	1 24.3727-0465.2 580465	L= 2.057
C 200 CDI (204.201)	100	08/10→08/14	➔		☐; für Linkslenker; Scheibenbremse	2 24.3727-0467.2 580467	L= 728
C 220 CDI (204.202)	120	12/08→08/14	➔		☐; für Rechtslenker; Scheibenbremse	1 24.3727-0470.2 580470	L= 1.152
C 220 CDI (204.202)	125	12/08→08/14					
C 220 CDI 4-matic (204.284)	125	02/13→08/14					
C 250 CDI 4-matic (204.282)	150	04/10→08/14					
C 250 CGI (204.247)	150	07/09→08/14					
C 300 (204.254)	170	08/07→08/14					
C 350 CDI	165	08/07→08/14					
C 350 CDI (204.223)	195	06/11→08/14					
C 350 CDI (204.225)	170	10/09→08/14					
C 350 CDI 4-matic (204.292)	170	10/09→08/14					
C 350 CGI (204.257)	225	06/11→08/14					
C 63 AMG	373	06/13→08/14					
C 63 AMG	382	07/10→08/14					
C 63 AMG (204.277)	336	02/08→08/14					
C 63 AMG (204.277)	358	01/12→08/14					
C 180 CDI (204.200)	88	01/11→08/14			☐; für Linkslenker; Scheibenbremse	1 24.3727-0470.2 580470	L= 1.152
			←		☐; für Linkslenker; Scheibenbremse	1 24.3727-0465.2 580465	L= 2.057
			➔		☐; für Linkslenker; Scheibenbremse	2 24.3727-0467.2 580467	L= 728
C 180 Kompressor (204.246)	115	08/07→08/14			☐; 09/07→; für Linkslenker; Scheibenbremse	1 24.3727-0470.2 580470	L= 1.152
C 200 CDI (204.207)	100	08/07→12/11	←		☐; 09/07→; für Linkslenker; Scheibenbremse	1 24.3727-0465.2 580465	L= 2.057
C 200 Kompressor (204.241)	135	08/07→08/14	➔		☐; 09/07→; für Linkslenker; Scheibenbremse	1 24.3727-0465.2 580465	L= 2.057
C 220 CDI (204.208)	125	08/07→11/08	➔		☐; 09/07→; Scheibenbremse	2 24.3727-0467.2 580467	L= 728
C 230 (204.252)	150	08/07→08/14	➔		☐; 09/07→; für Rechtslenker; Scheibenbremse	1 24.3727-0470.2 580470	L= 1.152
C 280 (204.254)	170	08/07→08/14					
C 320 CDI (204.222)	165	08/07→08/14					
C 320 CDI 4-matic (204.289)	165	08/07→08/14					
C 350 (204.256)	200	08/07→08/14					
C 200 CGI (204.248)	135	08/07→08/14			☐; 04/09→; für Linkslenker; Scheibenbremse	1 24.3727-0470.2 580470	L= 1.152
C 250 CDI (204.203)	150	01/09→08/14	←		☐; 04/09→; für Linkslenker; Scheibenbremse	1 24.3727-0465.2 580465	L= 2.057
			➔		☐; 04/09→; Scheibenbremse	2 24.3727-0467.2 580467	L= 728
			➔		☐; 04/09→; für Rechtslenker; Scheibenbremse	1 24.3727-0470.2 580470	L= 1.152
C 220 CDI (204.208)	120	08/07→11/08			☐; 09/07→; für Linkslenker; Scheibenbremse	1 24.3727-0470.2 580470	L= 1.152
					☐; für Linkslenker; Scheibenbremse	1 24.3727-0470.2 580470	L= 1.152
			←		☐; für Linkslenker; Scheibenbremse	1 24.3727-0465.2 580465	L= 2.057
			←		☐; 09/07→; für Linkslenker; Scheibenbremse	1 24.3727-0465.2 580465	L= 2.057
			➔		☐; Scheibenbremse	2 24.3727-0467.2 580467	L= 728
			➔		☐; 09/07→; Scheibenbremse	2 24.3727-0467.2 580467	L= 728
			➔		☐; 09/07→; für Rechtslenker; Scheibenbremse	1 24.3727-0470.2 580470	L= 1.152
			➔		☐; für Rechtslenker; Scheibenbremse	1 24.3727-0470.2 580470	L= 1.152
<b>MERCEDES-BENZ - CLC-KLASSE (CL203) 05/08→06/11</b>							
 <b>Bremsbackensatz, Feststellbremse</b>							
CLC 160 (203.731)	95	02/09→06/11	➔	→ 10/10		03.0137-4013.2 654013	Ø 164 x 20 + Zub
CLC 180 Kompressor (203.746)	105	05/08→06/11					
CLC 200 CDI (203.707)	90	05/08→06/11					
CLC 200 Kompressor (203.741)	135	05/08→06/11					
CLC 220 CDI (203.708)	110	05/08→06/11					
CLC 230 (203.752)	150	05/08→06/11					
CLC 350 (203.756)	200	05/08→06/11					
<b>Zubehörsatz, Feststellbremsbacken</b>							
CLC 160 (203.731)	95	02/09→06/11	➔	→ 10/10		03.0137-9248.2 669248	
↓							









	kW				!#		
<b>MERCEDES-BENZ - CLC-KLASSE (CL203) 05/08→06/11</b>							
<b>Zubehörsatz, Feststellbremsbacken</b>							
CLC 180 Kompressor (203.746)	105	05/08→06/11	➔	→ 10/10		03.0137-9248.2	669248
CLC 200 CDI (203.707)	90	05/08→06/11					
CLC 200 Kompressor (203.741)	135	05/08→06/11					
CLC 220 CDI (203.708)	110	05/08→06/11					
CLC 230 (203.752)	150	05/08→06/11					
CLC 350 (203.756)	200	05/08→06/11					
<b>Seilzug, Feststellbremse</b>							
CLC 160 (203.731)	95	02/09→06/11	⬅	⬆; → 10/10; für Linkslenker; Scheibenbremse	1	24.3727-0429.2	580429 L= 2.735
CLC 180 Kompressor (203.746)	105	05/08→06/11					
CLC 200 CDI (203.707)	90	05/08→06/11	➔	☐; → 10/10; Scheibenbremse		24.3727-0430.2	580430 L= 925
CLC 200 Kompressor (203.741)	135	05/08→06/11	➔	☐; → 10/10; Scheibenbremse		24.3727-0436.2	580436 L= 900
CLC 220 CDI (203.708)	110	05/08→06/11					
CLC 230 (203.752)	150	05/08→06/11					
CLC 350 (203.756)	200	05/08→06/11					
<b>MERCEDES-BENZ - CLK (C208) 06/97→12/03</b>							
<b>Bremsbackensatz, Feststellbremse</b>							
200 (208.335)	100	06/97→06/02	➔			03.0137-0170.2	650170 Ø 164 x 20 + Zub
200 Kompressor (208.344)	120	06/00→06/02					
200 Kompressor (208.345)	141	06/97→06/00					
230 Kompressor (208.347)	142	06/97→06/00					
230 Kompressor (208.348)	145	06/00→06/02					
320 (208.365)	160	06/97→06/02					
430 (208.370)	205	07/98→06/02					
55 AMG (208.374)	255	08/99→06/02					
<b>Seilzug, Feststellbremse</b>							
200 (208.335)	100	06/97→06/02	⬅	⬆; für Linkslenker; Scheibenbremse	1	24.3727-0423.2	580423 L= 2.554
230 Kompressor (208.347)	142	06/97→06/00	➔	☐; Scheibenbremse		24.3727-0418.2	580418 L= 960
230 Kompressor (208.348)	145	06/00→06/02	➔	☐; Scheibenbremse		24.3727-0419.2	580419 L= 925
320 (208.365)	160	06/97→06/02					
430 (208.370)	205	07/98→06/02					
55 AMG (208.374)	255	08/99→06/02					
200 Kompressor (208.344)	120	06/00→06/02	⬅	⬆; für Linkslenker; Scheibenbremse	1	24.3727-0423.2	580423 L= 2.554
200 Kompressor (208.345)	141	06/97→06/00	➔	☐; für Linkslenker; Scheibenbremse		24.3727-0418.2	580418 L= 960
			➔	☐; für Linkslenker; Scheibenbremse		24.3727-0419.2	580419 L= 925
<b>MERCEDES-BENZ - CLK (C209) 06/02→05/09</b>							
<b>Bremsbackensatz, Feststellbremse</b>							
200 CGI (209.343)	125	07/03→05/09	➔	→ 04/09		03.0137-4013.2	654013 Ø 164 x 20 + Zub
200 Kompressor (209.341)	135	10/06→05/09					
200 Kompressor (209.342)	120	09/02→05/09					
240 (209.361)	120	06/02→05/09					
240 (209.361)	125	06/02→05/09					
270 CDI (209.316)	125	10/02→05/09					
320 (209.365)	160	06/02→05/09					
500 (209.372)	285	06/06→05/09					
500 (209.375)	225	06/02→05/09					
55 AMG (209.376)	270	09/02→05/09					
63 AMG (209.377)	354	04/06→05/09					
63 AMG (209.377)	373	05/07→05/09					
220 CDI (209.308)	100	01/05→05/09	➔	05/05→ 04/09		03.0137-4013.2	654013 Ø 164 x 20 + Zub
220 CDI (209.308)	110	01/05→05/09					
280 (209.354)	170	01/05→05/09					
320 CDI (209.320)	165	01/05→05/09					
350 (209.356)	200	01/05→05/09					
270 CDI (209.316)	120	02/03→06/05	➔			03.0137-4013.2	654013 Ø 164 x 20 + Zub
<b>Zubehörsatz, Feststellbremsbacken</b>							
200 CGI (209.343)	125	07/03→05/09	➔	→ 04/09		03.0137-9248.2	669248
200 Kompressor (209.341)	135	10/06→05/09					
200 Kompressor (209.342)	120	09/02→05/09					
↓							






















	kw				!#		
<b>MERCEDES-BENZ - CLK (C209) 06/02→05/09</b>							
<b>Zubehörsatz, Feststellbremsbacken</b>							
240 (209.361)	120	06/02→05/09	➡	→ 04/09		03.0137-9248.2	669248
240 (209.361)	125	06/02→05/09					
270 CDI (209.316)	125	10/02→05/09					
320 (209.365)	160	06/02→05/09					
500 (209.372)	285	06/06→05/09					
500 (209.375)	225	06/02→05/09					
55 AMG (209.376)	270	09/02→05/09					
63 AMG (209.377)	354	04/06→05/09					
63 AMG (209.377)	373	05/07→05/09					
220 CDI (209.308)	100	01/05→05/09	➡	05/05→ 04/09		03.0137-9248.2	669248
220 CDI (209.308)	110	01/05→05/09					
280 (209.354)	170	01/05→05/09					
320 CDI (209.320)	165	01/05→05/09					
350 (209.356)	200	01/05→05/09					
270 CDI (209.316)	120	02/03→06/05	➡			03.0137-9248.2	669248
<b> Seilzug, Feststellbremse</b>							
200 CGI (209.343)	125	07/03→05/09	←	⬆; → 04/09; für Linkslenker; Scheibenbremse	1	24.3727-0429.2	580429 L= 2.735
200 Kompressor (209.341)	135	10/06→05/09	➡	⬇; → 04/09; Scheibenbremse		24.3727-0430.2	580430 L= 925
200 Kompressor (209.342)	120	09/02→05/09	➡	⬇; → 04/09; Scheibenbremse		24.3727-0436.2	580436 L= 900
240 (209.361)	120	06/02→05/09					
240 (209.361)	125	06/02→05/09					
270 CDI (209.316)	125	10/02→05/09					
320 (209.365)	160	06/02→05/09					
500 (209.372)	285	06/06→05/09					
500 (209.375)	225	06/02→05/09					
55 AMG (209.376)	270	09/02→05/09					
220 CDI (209.308)	100	01/05→05/09	←	⬆; 05/05→ 04/09; für Linkslenker; Scheibenbremse	1	24.3727-0429.2	580429 L= 2.735
220 CDI (209.308)	110	01/05→05/09					
280 (209.354)	170	01/05→05/09	➡	⬇; 05/05→ 04/09; Scheibenbremse		24.3727-0430.2	580430 L= 925
320 CDI (209.320)	165	01/05→05/09	➡	⬇; 05/05→ 04/09; Scheibenbremse		24.3727-0436.2	580436 L= 900
350 (209.356)	200	01/05→05/09	➡				
270 CDI (209.316)	120	02/03→06/05	←	⬆; für Linkslenker; Scheibenbremse	1	24.3727-0429.2	580429 L= 2.735
			➡	⬇; Scheibenbremse		24.3727-0430.2	580430 L= 925
			➡	⬇; Scheibenbremse		24.3727-0436.2	580436 L= 900
63 AMG (209.377)	354	04/06→05/09	←	⬆; → 04/09; für Linkslenker; Scheibenbremse	1	24.3727-0429.2	580429 L= 2.735
63 AMG (209.377)	373	05/07→05/09					
<b>MERCEDES-BENZ - CLK Cabriolet (A208) 03/98→03/02</b>							
<b> Bremsbackensatz, Feststellbremse</b>							
200 (208.435)	100	03/98→03/02	➡	06/98→		03.0137-0170.2	650170 Ø 164 x 20 + Zub
200 Kompressor (208.445)	141	03/98→06/00					
230 Kompressor (208.447)	142	03/98→06/00					
320 (208.465)	160	03/98→03/02					
200 Kompressor (208.444)	120	06/00→03/02	➡			03.0137-0170.2	650170 Ø 164 x 20 + Zub
230 Kompressor (208.448)	145	06/00→03/02					
55 AMG (208.474)	255	01/00→03/02					
430 (208.470)	205	09/98→03/02	➡	06/99→		03.0137-0170.2	650170 Ø 164 x 20 + Zub
<b> Seilzug, Feststellbremse</b>							
200 (208.435)	100	03/98→03/02	←	⬆; 06/98→; für Linkslenker; Scheibenbremse	1	24.3727-0423.2	580423 L= 2.554
230 Kompressor (208.447)	142	03/98→06/00	➡	⬇; 06/98→; Scheibenbremse		24.3727-0418.2	580418 L= 960
320 (208.465)	160	03/98→03/02	➡	⬇; 06/98→; Scheibenbremse		24.3727-0419.2	580419 L= 925
200 Kompressor (208.444)	120	06/00→03/02	←	⬆; für Linkslenker; Scheibenbremse	1	24.3727-0423.2	580423 L= 2.554
230 Kompressor (208.448)	145	06/00→03/02	➡	⬇; Scheibenbremse		24.3727-0418.2	580418 L= 960
			➡	⬇; Scheibenbremse		24.3727-0419.2	580419 L= 925
200 Kompressor (208.445)	141	03/98→06/00	←	⬆; 06/98→; für Linkslenker; Scheibenbremse	1	24.3727-0423.2	580423 L= 2.554
			➡	⬇; 06/98→; für Linkslenker; Scheibenbremse		24.3727-0418.2	580418 L= 960
			➡	⬇; 06/98→; für Linkslenker; Scheibenbremse		24.3727-0419.2	580419 L= 925
430 (208.470)	205	09/98→03/02	←	⬆; 06/99→; für Linkslenker; Scheibenbremse	1	24.3727-0423.2	580423 L= 2.554
			➡	⬇; 06/99→; für Linkslenker; Scheibenbremse		24.3727-0418.2	580418 L= 960
↓							











	kW				!#		
<b>MERCEDES-BENZ - CLK Cabriolet (A208) 03/98→03/02</b>							
 <b>Seilzug, Feststellbremse</b>							
430 (208.470)	205	09/98→03/02	➡	☐; 06/99→; für Linkslenker; Scheibenbremse		24.3727-0419.2 580419	L= 925
55 AMG (208.474)	255	01/00→03/02	⬅	⬆; für Linkslenker; Scheibenbremse	1	24.3727-0423.2 580423	L= 2.554
			➡	☐; für Linkslenker; Scheibenbremse		24.3727-0418.2 580418	L= 960
			➡	☐; für Linkslenker; Scheibenbremse		24.3727-0419.2 580419	L= 925
<b>MERCEDES-BENZ - CLK Cabriolet (A209) 02/03→03/10</b>							
 <b>Bremsbackensatz, Feststellbremse</b>							
CLK 200 CGI (209.343)	125	07/03→03/10	➡	→ 12/09		03.0137-4013.2 654013	Ø 164 x 20 + Zub
CLK 200 Kompressor (209.441)	135	10/06→03/10					
CLK 500 (209.472)	285	06/06→03/10					
CLK 63 AMG (209.477)	354	04/06→03/10					
CLK 200 Kompressor (209.442)	120	02/03→03/10	➡	05/03→ 12/09		03.0137-4013.2 654013	Ø 164 x 20 + Zub
CLK 240 (209.461)	125	02/03→03/10					
CLK 320 (209.465)	160	02/03→03/10					
CLK 500 (209.475)	225	02/03→03/10					
CLK 55 AMG (209.476)	270	02/03→03/10					
CLK 280 (209.454)	170	01/05→03/10	➡	05/05→ 12/09		03.0137-4013.2 654013	Ø 164 x 20 + Zub
CLK 320 CDI (209.420)	165	03/05→03/10					
CLK 350 (209.456)	200	01/05→03/10					
<b>Zubehörsatz, Feststellbremsbacken</b>							
CLK 200 CGI (209.343)	125	07/03→03/10	➡	→ 12/09		03.0137-9248.2 669248	
CLK 200 Kompressor (209.441)	135	10/06→03/10					
CLK 500 (209.472)	285	06/06→03/10					
CLK 63 AMG (209.477)	354	04/06→03/10					
CLK 200 Kompressor (209.442)	120	02/03→03/10	➡	05/03→ 12/09		03.0137-9248.2 669248	
CLK 240 (209.461)	125	02/03→03/10					
CLK 320 (209.465)	160	02/03→03/10					
CLK 500 (209.475)	225	02/03→03/10					
CLK 55 AMG (209.476)	270	02/03→03/10					
CLK 280 (209.454)	170	01/05→03/10	➡	05/05→ 12/09		03.0137-9248.2 669248	
CLK 320 CDI (209.420)	165	03/05→03/10					
CLK 350 (209.456)	200	01/05→03/10					
 <b>Seilzug, Feststellbremse</b>							
CLK 200 CGI (209.343)	125	07/03→03/10	⬅	⬆; → 12/09; für Linkslenker; Scheibenbremse	1	24.3727-0429.2 580429	L= 2.735
CLK 200 Kompressor (209.441)	135	10/06→03/10					
CLK 500 (209.472)	285	06/06→03/10	➡	☐; → 12/09; Scheibenbremse		24.3727-0430.2 580430	L= 925
			➡	☐; → 12/09; Scheibenbremse		24.3727-0436.2 580436	L= 900
CLK 200 Kompressor (209.442)	120	02/03→03/10	⬅	⬆; 05/03→ 12/09; für Linkslenker; Scheibenbremse	1	24.3727-0429.2 580429	L= 2.735
CLK 240 (209.461)	125	02/03→03/10					
CLK 320 (209.465)	160	02/03→03/10	➡	☐; 05/03→ 12/09; Scheibenbremse		24.3727-0430.2 580430	L= 925
CLK 500 (209.475)	225	02/03→03/10	➡	☐; 05/03→ 12/09; Scheibenbremse		24.3727-0436.2 580436	L= 900
CLK 55 AMG (209.476)	270	02/03→03/10					
CLK 280 (209.454)	170	01/05→03/10	⬅	⬆; 05/05→ 12/09; für Linkslenker; Scheibenbremse	1	24.3727-0429.2 580429	L= 2.735
CLK 320 CDI (209.420)	165	03/05→03/10					
CLK 350 (209.456)	200	01/05→03/10	➡	☐; 05/05→ 12/09; Scheibenbremse		24.3727-0430.2 580430	L= 925
			➡	☐; 05/05→ 12/09; Scheibenbremse		24.3727-0436.2 580436	L= 900
CLK 63 AMG (209.477)	354	04/06→03/10	⬅	⬆; → 12/09; für Linkslenker; Scheibenbremse	1	24.3727-0429.2 580429	L= 2.735
<b>MERCEDES-BENZ - CLS (C218) 10/10→</b>							
 <b>Bremsbackensatz, Feststellbremse</b>							
CLS 220 BlueTEC / d (218.301)	120	05/14→				03.0137-4007.2 654007	Ø 180 x 25 - HEB / + Zub
CLS 220 BlueTEC / d (218.301)	125	05/14→					
CLS 220 BlueTEC / d (218.301)	130	05/14→					
CLS 250 BlueTEC / d 4-matic (218.397)	150	05/14→					
CLS 250 CDI / BlueTEC / d (218.303, 218.304)	150	04/11→					
CLS 350 (218.359)	225	01/11→					
CLS 350 BlueTEC / d (218.326)	190	06/14→					
			↓				









	kw				!#		
<b>MERCEDES-BENZ - CLS (C218) 10/10→</b>							
<b> Bremsbackensatz, Feststellbremse</b>							
CLS 350 CDI / d (218.323)	195	01/11→				<b>03.0137-4007.2 654007</b>	Ø 180 x 25 - HEB / + Zub
CLS 350 CDI / d 4-matic (218.393)	195	09/11→					
CLS 350 d 4-matic (218.394)	190	04/15→					
CLS 400 (218.361)	245	07/14→					
CLS 400 (218.365)	245	05/14→					
CLS 400 4-matic (218.367)	245	05/14→					
CLS 400 4-matic (218.368)	245	07/14→					
CLS 500 (218.373)	300	02/11→					
CLS 500 4-matic (218.391)	300	09/11→					
CLS 63 AMG (218.374)	410	01/11→					
CLS 63 AMG (218.375)	430	02/13→					
CLS 63 AMG 4-matic (218.376)	430	02/13→					
CLS 63 AMG 4-matic (218.392)	410	05/13→					
CLS 350 BlueTEC / d (218.326)	185	11/12→		01/13→		<b>03.0137-4007.2 654007</b>	Ø 180 x 25 - HEB / + Zub
CLS 350 BlueTEC / d 4-matic (218.394)	185	11/12→					
CLS 63 AMG (218.374)	386	02/11→		03/11→		<b>03.0137-4007.2 654007</b>	Ø 180 x 25 - HEB / + Zub
<b> Seilzug, Feststellbremse</b>							
CLS 220 BlueTEC / d (218.301)	120	05/14→			1	<b>24.3727-0483.2 580483</b>	L= 1.250
CLS 220 BlueTEC / d (218.301)	125	05/14→	←	↑	1	<b>24.3727-0484.2 580484</b>	L= 2.040
CLS 220 BlueTEC / d (218.301)	130	05/14→					
CLS 250 BlueTEC / d 4-matic (218.397)	150	05/14→					
CLS 400 (218.361)	245	07/14→					
CLS 400 (218.365)	245	05/14→					
CLS 400 4-matic (218.367)	245	05/14→					
CLS 400 4-matic (218.368)	245	07/14→					
CLS 63 AMG 4-matic (218.376)	430	02/13→					
CLS 63 AMG 4-matic (218.392)	410	05/13→					
CLS 250 CDI / BlueTEC / d (218.303, 218.304)	150	04/11→			1	<b>24.3727-0483.2 580483</b>	L= 1.250
CLS 350 (218.359)	225	01/11→	←	↑; für Rechtslenker	1	<b>24.3727-0479.2 580479</b>	L= 1.660
CLS 350 BlueTEC / d (218.326)	190	06/14→	←	↑; für Linkslenker	1	<b>24.3727-0484.2 580484</b>	L= 2.040
CLS 350 CDI / d (218.323)	195	01/11→	→	↓	2	<b>24.3727-0478.2 580478</b>	L= 743
CLS 500 (218.373)	300	02/11→					
CLS 500 4-matic (218.391)	300	09/11→					
CLS 63 AMG (218.374)	410	01/11→					
CLS 63 AMG (218.375)	430	02/13→					
CLS 350 BlueTEC / d (218.326)	185	11/12→		□; 01/13→	1	<b>24.3727-0483.2 580483</b>	L= 1.250
CLS 350 BlueTEC / d 4-matic (218.394)	185	11/12→	←	↑; 01/13→; für Rechtslenker	1	<b>24.3727-0479.2 580479</b>	L= 1.660
			←	↑; 01/13→; für Linkslenker	1	<b>24.3727-0484.2 580484</b>	L= 2.040
			→	↓; 01/13→	2	<b>24.3727-0478.2 580478</b>	L= 743
CLS 350 CDI / d 4-matic (218.393)	195	09/11→		□; für Linkslenker	1	<b>24.3727-0483.2 580483</b>	L= 1.250
				□; für Rechtslenker	1	<b>24.3727-0483.2 580483</b>	L= 1.250
			←	↑; für Linkslenker	1	<b>24.3727-0484.2 580484</b>	L= 2.040
			→	↓; für Linkslenker	2	<b>24.3727-0478.2 580478</b>	L= 743
			→	↓; für Rechtslenker	2	<b>24.3727-0478.2 580478</b>	L= 743
CLS 350 d 4-matic (218.394)	190	04/15→		□; für Linkslenker	1	<b>24.3727-0483.2 580483</b>	L= 1.250
			←	↑; für Linkslenker	1	<b>24.3727-0484.2 580484</b>	L= 2.040
			→	↓; für Linkslenker	2	<b>24.3727-0478.2 580478</b>	L= 743
CLS 63 AMG (218.374)	386	02/11→		□; 03/11→	1	<b>24.3727-0483.2 580483</b>	L= 1.250
			←	↑; 03/11→; für Rechtslenker	1	<b>24.3727-0479.2 580479</b>	L= 1.660
			←	↑; 03/11→; für Linkslenker	1	<b>24.3727-0484.2 580484</b>	L= 2.040

	kw				!#		
<b>MERCEDES-BENZ - CLS (C218) 10/10→</b>							
 <b>Seilzug, Feststellbremse</b>							
CLS 63 AMG (218.374)	386	02/11→	➡	⬇️; 03/11→	2	24.3727-0478.2 580478	L= 743
<b>MERCEDES-BENZ - CLS (C219) 10/04→02/11</b>							
 <b>Bremsbackensatz, Feststellbremse</b>							
CLS 280 (219.354)	170	07/08→12/10		→ 10/10		03.0137-4017.2 654017	Ø 180 x 25 + Zub
CLS 300 (219.354)	170	04/09→12/10					
CLS 350 (219.356)	200	10/04→12/10					
CLS 350 (219.357)	215	04/06→12/10					
CLS 350 CDI	200	04/09→12/10					
CLS 350 CDI (219.322)	165	04/09→12/10					
CLS 500 (219.372)	285	04/06→12/10					
CLS 500 (219.375)	225	10/04→12/10					
CLS 55 AMG (219.376)	350	01/05→12/10					
CLS 63 AMG (219.377)	378	04/06→12/10					
CLS 320 CDI	155	01/05→12/10		05/05→ 10/10		03.0137-4017.2 654017	Ø 180 x 25 + Zub
CLS 320 CDI (219.322)	165	01/05→12/10					
<b>Zubehörsatz, Feststellbremsbacken</b>							
CLS 280 (219.354)	170	07/08→12/10		→ 10/10		03.0137-9297.2 669297	
CLS 300 (219.354)	170	04/09→12/10					
CLS 350 (219.356)	200	10/04→12/10					
CLS 350 (219.357)	215	04/06→12/10					
CLS 350 CDI	200	04/09→12/10					
CLS 350 CDI (219.322)	165	04/09→12/10					
CLS 500 (219.372)	285	04/06→12/10					
CLS 500 (219.375)	225	10/04→12/10					
CLS 55 AMG (219.376)	350	01/05→12/10					
CLS 63 AMG (219.377)	378	04/06→12/10					
CLS 320 CDI	155	01/05→12/10		05/05→ 10/10		03.0137-9297.2 669297	
CLS 320 CDI (219.322)	165	01/05→12/10					
 <b>Seilzug, Feststellbremse</b>							
CLS 280 (219.354)	170	07/08→12/10	←	⬆️; → 10/10; für Linkslenker; Scheibenbremse	1	24.3727-0447.2 580447	L= 1.952
CLS 300 (219.354)	170	04/09→12/10					
CLS 350 (219.356)	200	10/04→12/10	➡	⬇️; → 10/10; Scheibenbremse		24.3727-0448.2 580448	L= 1.726
CLS 350 (219.357)	215	04/06→12/10					
CLS 500 (219.372)	285	04/06→12/10	➡	⬇️; → 10/10; Scheibenbremse		24.3727-0449.2 580449	L= 1.742
CLS 500 (219.375)	225	10/04→12/10					
CLS 55 AMG (219.376)	350	01/05→12/10					
CLS 63 AMG (219.377)	378	04/06→12/10					
<b>MERCEDES-BENZ - CLS Shooting Brake (X218) 10/12→</b>							
 <b>Bremsbackensatz, Feststellbremse</b>							
CLS 220 BlueTEC / d (218.901)	120	05/14→				03.0137-4007.2 654007	Ø 180 x 25 - HEB / + Zub
CLS 220 BlueTEC / d (218.901)	125	05/14→					
CLS 220 BlueTEC / d (218.901)	130	05/14→					
CLS 250 BlueTEC / d 4-matic (218.997)	150	05/14→					
CLS 250 CDI / BlueTEC / d (218.903, 218.904)	150	10/12→					
CLS 350 (218.959)	225	10/12→					
CLS 350 BlueTEC / d (218.926)	190	05/14→					
CLS 350 BlueTEC / d 4-matic (218.994)	185	05/14→					
CLS 350 CDI / d (218.923)	195	10/12→					
CLS 350 CDI / d 4-matic (218.993)	195	10/12→					
CLS 350 d 4-matic (218.994)	190	04/15→					
CLS 400 (218.961)	245	07/14→					
CLS 400 (218.965)	245	05/14→					
CLS 400 4-matic (218.967)	245	05/14→					
CLS 400 4-matic (218.968)	245	07/14→					
CLS 500 (218.973)	300	10/12→					
CLS 500 4-matic (218.991)	300	10/12→					
CLS 63 AMG (218.974)	386	10/12→					
CLS 63 AMG (218.974)	410	05/13→					
CLS 63 AMG (218.975)	430	02/13→					
CLS 63 AMG 4-matic (218.976)	430	02/13→					

	kw				!#		
<b>MERCEDES-BENZ - CLS Shooting Brake (X218) 10/12→</b>							
 <b>Bremsbackensatz, Feststellbremse</b>							
CLS 63 AMG 4-matic (218.992)	410	05/13→				<b>03.0137-4007.2 654007</b>	Ø 180 x 25 - HEB / + Zub
 <b>Seilzug, Feststellbremse</b>							
CLS 220 BlueTEC / d (218.901)	120	05/14→		☐	1	<b>24.3727-0483.2 580483</b>	L= 1.250
CLS 220 BlueTEC / d (218.901)	125	05/14→	←	☐; für Rechtslenker	1	<b>24.3727-0479.2 580479</b>	L= 1.660
CLS 220 BlueTEC / d (218.901)	130	05/14→	←	☐; für Linkslenker	1	<b>24.3727-0484.2 580484</b>	L= 2.040
CLS 250 BlueTEC / d 4-matic (218.997)	150	05/14→					
CLS 350 BlueTEC / d (218.926)	190	05/14→					
CLS 350 BlueTEC / d 4-matic (218.994)	185	05/14→					
CLS 400 (218.961)	245	07/14→					
CLS 400 (218.965)	245	05/14→					
CLS 400 4-matic (218.967)	245	05/14→					
CLS 400 4-matic (218.968)	245	07/14→					
CLS 63 AMG (218.974)	410	05/13→					
CLS 63 AMG (218.975)	430	02/13→					
CLS 250 CDI / BlueTEC / d (218.903, 218.904)	150	10/12→		☐; Scheibenbremse	1	<b>24.3727-0483.2 580483</b>	L= 1.250
CLS 350 (218.959)	225	10/12→	←	☐; für Rechtslenker; Scheibenbremse	1	<b>24.3727-0479.2 580479</b>	L= 1.660
CLS 350 CDI / d (218.923)	195	10/12→	←	☐; für Linkslenker; Scheibenbremse	1	<b>24.3727-0484.2 580484</b>	L= 2.040
CLS 350 CDI / d 4-matic (218.993)	195	10/12→	→	☐; Scheibenbremse	2	<b>24.3727-0478.2 580478</b>	L= 743
CLS 350 d 4-matic (218.994)	190	04/15→					
CLS 500 (218.973)	300	10/12→					
CLS 500 4-matic (218.991)	300	10/12→					
CLS 63 AMG (218.974)	386	10/12→					
CLS 63 AMG 4-matic (218.976)	430	02/13→		☐; für Linkslenker	1	<b>24.3727-0483.2 580483</b>	L= 1.250
CLS 63 AMG 4-matic (218.992)	410	05/13→	←	☐; für Linkslenker	1	<b>24.3727-0484.2 580484</b>	L= 2.040
<b>MERCEDES-BENZ - E-KLASSE (W210) 06/95→08/03</b>							
 <b>Bremsbackensatz, Feststellbremse</b>							
E 200 (210.035)	100	06/95→08/00	→			<b>03.0137-0170.2 650170</b>	Ø 164 x 20 + Zub
E 200 CDI (210.007)	85	07/99→03/02					
E 200 Kompressor (210.048)	120	08/00→03/02					
E 220 CDI (210.006)	100	07/99→03/02					
E 220 CDI (210.006)	105	07/99→03/02					
E 230 (210.037)	110	06/95→06/97					
E 240 (210.062)	125	08/00→03/02					
E 270 CDI (210.016)	120	07/99→03/02					
E 270 CDI (210.016)	125	07/99→03/02					
E 280 (210.053)	142	01/96→06/97					
E 280 (210.063)	150	12/96→03/02					
E 280 4-matic (210.081)	150	12/96→03/02					
E 290 Turbo-D (210.017)	95	03/96→07/99					
E 300 D (210.020)	100	06/95→06/97					
E 300 Turbo-D (210.025)	130	12/96→07/99					
E 320 (210.055)	162	06/95→06/97					
E 320 (210.065)	165	06/97→03/02					
E 320 4-matic (210.082)	165	06/97→03/02					
E 320 CDI (210.026)	145	07/99→03/02					
E 420 (210.072)	205	01/96→06/97					
E 430 4-matic (210.083)	205	05/99→03/02					
E 50 AMG (210.072)	255	02/96→08/97					
E 55 AMG 4-matic (210.074)	260	03/01→03/02					
E 200 CDI (210.007)	75	06/98→03/02	→	07/98→		<b>03.0137-0170.2 650170</b>	Ø 164 x 20 + Zub
E 220 CDI (210.006)	92	06/98→07/99					
E 200 D (210.003)	65	01/96→03/02	→	10/96→		<b>03.0137-0170.2 650170</b>	Ø 164 x 20 + Zub
E 200 Kompressor (210.045)	137	06/97→03/02	→	09/97→		<b>03.0137-0170.2 650170</b>	Ø 164 x 20 + Zub
E 240 (210.061)	125	06/97→08/00					
E 250 Turbo-D (210.015)	110	06/97→07/99					
E 430 (210.070)	205	06/97→03/02					
E 55 AMG (210.074)	260	08/97→03/02					
E 220 D	55	05/96→03/02	→	→ 06/98		<b>03.0137-0170.2 650170</b>	Ø 164 x 20 + Zub
E 220 D (210.004)	70	06/95→07/99					



	kw				!#		
<b>MERCEDES-BENZ - E-KLASSE (W210) 06/95→08/03</b>							
<b> Bremsbackensatz, Feststellbremse</b>							
E 250 D (210.010)	83	06/95→07/99	➡			03.0137-0170.2 650170	Ø 164 x 20 + Zub
			➡	für Rechtslenker		03.0137-0170.2 650170	Ø 164 x 20 + Zub
<b> Seilzug, Feststellbremse</b>							
E 200 (210.035)	100	06/95→08/00	←	⬆️; für Linkslenker; Scheibenbremse	1	24.3727-0426.2 580426	L= 2.613
E 200 CDI (210.007)	85	07/99→03/02	➡	☐; Scheibenbremse		24.3727-0424.2 580424	L= 1.058
E 220 CDI (210.006)	100	07/99→03/02	➡	☐; Scheibenbremse		24.3727-0425.2 580425	L= 1.031
E 220 CDI (210.006)	105	07/99→03/02	➡	☐; Scheibenbremse		24.3727-0425.2 580425	L= 1.031
E 230 (210.037)	110	06/95→06/97					
E 240 (210.062)	125	08/00→03/02					
E 250 D (210.010)	83	06/95→07/99					
E 270 CDI (210.016)	120	07/99→03/02					
E 270 CDI (210.016)	125	07/99→03/02					
E 290 Turbo-D (210.017)	95	03/96→07/99					
E 300 D (210.020)	100	06/95→06/97					
E 300 Turbo-D (210.025)	130	12/96→07/99					
E 320 CDI (210.026)	145	07/99→03/02					
E 420 (210.072)	205	01/96→06/97					
E 430 4-matic (210.083)	205	05/99→03/02					
E 50 AMG (210.072)	255	02/96→08/97					
E 55 AMG 4-matic (210.074)	260	03/01→03/02					
E 200 CDI (210.007)	75	06/98→03/02	←	⬆️; 07/98→; für Linkslenker; Scheibenbremse	1	24.3727-0426.2 580426	L= 2.613
E 220 CDI (210.006)	92	06/98→07/99	➡	☐; 07/98→; Scheibenbremse		24.3727-0424.2 580424	L= 1.058
			➡	☐; 07/98→; Scheibenbremse		24.3727-0425.2 580425	L= 1.031
E 200 D (210.003)	65	01/96→03/02	←	⬆️; 10/96→; für Linkslenker; Scheibenbremse	1	24.3727-0426.2 580426	L= 2.613
			➡	☐; 10/96→; für Linkslenker; Scheibenbremse		24.3727-0424.2 580424	L= 1.058
			➡	☐; 10/96→; für Linkslenker; Scheibenbremse		24.3727-0425.2 580425	L= 1.031
E 200 Kompressor (210.045)	137	06/97→03/02	←	⬆️; 09/97→; für Linkslenker; Scheibenbremse	1	24.3727-0426.2 580426	L= 2.613
E 250 Turbo-D (210.015)	110	06/97→07/99	➡	☐; 09/97→; für Linkslenker; Scheibenbremse		24.3727-0424.2 580424	L= 1.058
			➡	☐; 09/97→; für Linkslenker; Scheibenbremse		24.3727-0425.2 580425	L= 1.031
E 200 Kompressor (210.048)	120	08/00→03/02	←	⬆️; für Linkslenker; Scheibenbremse	1	24.3727-0426.2 580426	L= 2.613
E 280 4-matic (210.081)	150	12/96→03/02	➡	☐; für Linkslenker; Scheibenbremse		24.3727-0424.2 580424	L= 1.058
E 320 4-matic (210.082)	165	06/97→03/02	➡	☐; für Linkslenker; Scheibenbremse		24.3727-0425.2 580425	L= 1.031
E 220 D	55	05/96→03/02	←	⬆️; → 06/98; für Linkslenker; Scheibenbremse	1	24.3727-0426.2 580426	L= 2.613
E 220 D (210.004)	70	06/95→07/99	➡	☐; → 06/98; Scheibenbremse		24.3727-0424.2 580424	L= 1.058
			➡	☐; → 06/98; Scheibenbremse		24.3727-0425.2 580425	L= 1.031
E 240 (210.061)	125	06/97→08/00	←	⬆️; 09/97→; für Linkslenker; Scheibenbremse	1	24.3727-0426.2 580426	L= 2.613
E 430 (210.070)	205	06/97→03/02	➡	☐; 09/97→; Scheibenbremse		24.3727-0424.2 580424	L= 1.058
E 55 AMG (210.074)	260	08/97→03/02	➡	☐; 09/97→; Scheibenbremse		24.3727-0425.2 580425	L= 1.031
E 280 (210.053)	142	01/96→06/97	←	⬆️; für Linkslenker; Scheibenbremse	1	24.3727-0426.2 580426	L= 2.613
E 320 (210.055)	162	06/95→06/97	➡	☐; für Linkslenker; Scheibenbremse		24.3727-0424.2 580424	L= 1.058
			➡	☐; → 09/96; für Rechtslenker; Scheibenbremse		24.3727-0424.2 580424	L= 1.058
			➡	☐; 10/96→; für Rechtslenker; Scheibenbremse		24.3727-0424.2 580424	L= 1.058
			➡	☐; für Linkslenker; Scheibenbremse		24.3727-0425.2 580425	L= 1.031
			➡	☐; 10/96→; für Rechtslenker; Scheibenbremse		24.3727-0425.2 580425	L= 1.031
			➡	☐; → 09/96; für Rechtslenker; Scheibenbremse		24.3727-0425.2 580425	L= 1.031
E 280 (210.063)	150	12/96→03/02	←	⬆️; für Linkslenker; Scheibenbremse	1	24.3727-0426.2 580426	L= 2.613
E 320 (210.065)	165	06/97→03/02	➡	☐; für Linkslenker; Scheibenbremse		24.3727-0424.2 580424	L= 1.058
			➡	☐; für Rechtslenker; Scheibenbremse		24.3727-0424.2 580424	L= 1.058
			➡	☐; für Linkslenker; Scheibenbremse		24.3727-0425.2 580425	L= 1.031
			➡	☐; für Rechtslenker; Scheibenbremse		24.3727-0425.2 580425	L= 1.031

	kW					!#		
<b>MERCEDES-BENZ - E-KLASSE (W211) 03/02→03/09</b>								
<b> Bremsbackensatz, Feststellbremse</b>								
E 200 CDI (211.004)	75	07/02→12/08					<b>03.0137-4017.2 654017</b>	Ø 180 x 25 + Zub
E 200 CDI (211.004)	90	07/02→12/08						
E 200 CDI (211.007)	100	04/06→12/08						
E 200 Kompressor (211.041)	135	04/06→12/08						
E 200 Kompressor (211.042)	120	11/02→12/08						
E 200 NGT (211.042)	120	03/04→12/08						
E 220 CDI	120	03/03→12/08						
E 220 CDI (211.006)	100	03/02→12/08						
E 220 CDI (211.006)	110	03/02→12/08						
E 220 CDI (211.008)	125	04/06→12/08						
E 230 (211.052)	150	09/07→12/08						
E 240 (211.061)	130	03/02→12/08						
E 240 4-matic (211.080)	130	03/03→12/08						
E 270 CDI (211.016)	120	03/02→12/08						
E 270 CDI (211.016)	130	03/02→12/08						
E 280 4-matic (211.092)	170	01/06→12/08						
E 280 CDI (211.020)	140	03/05→12/08						
E 280 CDI (211.023)	130	05/04→12/08						
E 280 CDI 4-matic (211.084)	140	03/05→12/08						
E 300 BlueTEC (211.024)	155	09/07→12/08						
E 320 (211.065)	165	03/02→12/08						
E 320 4-matic (211.082)	165	03/03→12/08						
E 320 CDI (211.022)	165	03/05→12/08						
E 320 CDI (211.026)	150	11/02→12/08						
E 320 CDI 4-matic (211.089)	165	03/05→12/08						
E 350 (211.056)	200	03/05→12/08						
E 350 4-matic (211.087)	200	03/05→12/08						
E 350 CGI (211.057)	215	09/07→12/08						
E 420 CDI (211.029)	231	01/06→12/08						
E 500 (211.070)	225	03/02→12/08						
E 500 (211.072)	285	04/06→12/08						
E 500 4-matic (211.083)	225	10/03→12/08						
E 500 4-matic (211.090)	285	04/06→12/08						
E 55 AMG Kompressor (211.076)	350	10/02→12/08						
E 63 AMG (211.077)	378	03/06→12/08						
E 280 (211.054)	170	03/05→12/08	05/05→				<b>03.0137-4017.2 654017</b>	Ø 180 x 25 + Zub
E 400 CDI (211.028)	191	02/03→12/08	03/03→				<b>03.0137-4017.2 654017</b>	Ø 180 x 25 + Zub
<b>Zubehörsatz, Feststellbremsbacken</b>								
E 200 CDI (211.004)	75	07/02→12/08					<b>03.0137-9297.2 669297</b>	
E 200 CDI (211.004)	90	07/02→12/08						
E 200 CDI (211.007)	100	04/06→12/08						
E 200 Kompressor (211.041)	135	04/06→12/08						
E 200 Kompressor (211.042)	120	11/02→12/08						
E 200 NGT (211.042)	120	03/04→12/08						
E 220 CDI	120	03/03→12/08						
E 220 CDI (211.006)	100	03/02→12/08						
E 220 CDI (211.006)	110	03/02→12/08						
E 220 CDI (211.008)	125	04/06→12/08						
E 230 (211.052)	150	09/07→12/08						
E 240 (211.061)	130	03/02→12/08						
E 240 4-matic (211.080)	130	03/03→12/08						
E 270 CDI (211.016)	120	03/02→12/08						
E 270 CDI (211.016)	130	03/02→12/08						
E 280 4-matic (211.092)	170	01/06→12/08						
E 280 CDI (211.020)	140	03/05→12/08						
E 280 CDI (211.023)	130	05/04→12/08						
E 280 CDI 4-matic (211.084)	140	03/05→12/08						
E 300 BlueTEC (211.024)	155	09/07→12/08						
E 320 (211.065)	165	03/02→12/08						
E 320 4-matic (211.082)	165	03/03→12/08						
E 320 CDI (211.022)	165	03/05→12/08						
E 320 CDI (211.026)	150	11/02→12/08						
E 320 CDI 4-matic (211.089)	165	03/05→12/08						
E 350 (211.056)	200	03/05→12/08						
E 350 4-matic (211.087)	200	03/05→12/08						
E 350 CGI (211.057)	215	09/07→12/08						
E 420 CDI (211.029)	231	01/06→12/08						
E 500 (211.070)	225	03/02→12/08						
E 500 (211.072)	285	04/06→12/08						
E 500 4-matic (211.083)	225	10/03→12/08						
↓								



**MERCEDES-BENZ - E-KLASSE (W211) 03/02→03/09**

**Zubehörsatz, Feststellbremsbacken**

E 500 4-matic (211.090)	285	04/06→12/08				<b>03.0137-9297.2</b>	<b>669297</b>	
E 55 AMG Kompressor (211.076)	350	10/02→12/08						
E 63 AMG (211.077)	378	03/06→12/08						
E 280 (211.054)	170	03/05→12/08		05/05→		<b>03.0137-9297.2</b>	<b>669297</b>	
E 400 CDI (211.028)	191	02/03→12/08		03/03→		<b>03.0137-9297.2</b>	<b>669297</b>	









**Seilzug, Feststellbremse**











E 200 CDI (211.004)	75	07/02→12/08		<input type="checkbox"/> ; für Linkslenker	1	<b>24.3727-0447.2</b>	<b>580447</b>	L= 1.952
E 200 CDI (211.004)	90	07/02→12/08	➔	<input type="checkbox"/>		<b>24.3727-0448.2</b>	<b>580448</b>	L= 1.726
E 200 CDI (211.007)	100	04/06→12/08	➔	<input type="checkbox"/>				
E 200 Kompressor (211.041)	135	04/06→12/08	➔	<input type="checkbox"/>		<b>24.3727-0449.2</b>	<b>580449</b>	L= 1.742
E 200 Kompressor (211.042)	120	11/02→12/08						
E 200 NGT (211.042)	120	03/04→12/08						
E 220 CDI	120	03/03→12/08						
E 220 CDI (211.006)	100	03/02→12/08						
E 220 CDI (211.006)	110	03/02→12/08						
E 220 CDI (211.008)	125	04/06→12/08						
E 230 (211.052)	150	09/07→12/08						
E 240 (211.061)	130	03/02→12/08						
E 240 4-matic (211.080)	130	03/03→12/08						
E 270 CDI (211.016)	120	03/02→12/08						
E 270 CDI (211.016)	130	03/02→12/08						
E 280 4-matic (211.092)	170	01/06→12/08						
E 280 CDI (211.023)	130	05/04→12/08						
E 320 (211.065)	165	03/02→12/08						
E 320 4-matic (211.082)	165	03/03→12/08						
E 320 CDI (211.026)	150	11/02→12/08						
E 350 (211.056)	200	03/05→12/08						
E 350 4-matic (211.087)	200	03/05→12/08						
E 350 CGI (211.057)	215	09/07→12/08						
E 420 CDI (211.029)	231	01/06→12/08						
E 500 (211.070)	225	03/02→12/08						
E 500 (211.072)	285	04/06→12/08						
E 500 4-matic (211.083)	225	10/03→12/08						
E 500 4-matic (211.090)	285	04/06→12/08						
E 55 AMG Kompressor (211.076)	350	10/02→12/08						
E 63 AMG (211.077)	378	03/06→12/08						
E 280 (211.054)	170	03/05→12/08		<input type="checkbox"/> ; 05/05→; für Linkslenker	1	<b>24.3727-0447.2</b>	<b>580447</b>	L= 1.952
			➔	<input type="checkbox"/> ; 05/05→		<b>24.3727-0448.2</b>	<b>580448</b>	L= 1.726
			➔	<input type="checkbox"/> ; 05/05→		<b>24.3727-0449.2</b>	<b>580449</b>	L= 1.742
E 400 CDI (211.028)	191	02/03→12/08		<input type="checkbox"/> ; 03/03→; für Linkslenker	1	<b>24.3727-0447.2</b>	<b>580447</b>	L= 1.952
			➔	<input type="checkbox"/> ; 03/03→		<b>24.3727-0448.2</b>	<b>580448</b>	L= 1.726
			➔	<input type="checkbox"/> ; 03/03→		<b>24.3727-0449.2</b>	<b>580449</b>	L= 1.742













**MERCEDES-BENZ - E-KLASSE (W212) 01/09→**













**Bremsbackensatz, Feststellbremse**









E 200 (212.034)	135	01/13→				<b>03.0137-4007.2</b>	<b>654007</b>	Ø 180 x 25 - HEB / + Zub
E 200 CGI (212.048, 212.148)	135	08/09→						
E 200 NGT (212.035)	115	07/13→						
E 200 NGT (212.041)	120	03/11→						
E 220 BlueTEC (212.001)	130	05/14→						
E 220 BlueTEC 4-matic (212.011)	125	01/15→						
E 250 (212.036)	155	01/13→						
E 250 CGI (212.047, 212.147)	150	01/09→						
E 300 (212.055)	185	07/11→						
E 300 4-matic (212.080)	185	07/11→						
E 350 (212.059)	225	09/11→						
E 350 4-matic (212.088)	225	09/11→						
E 350 BlueTEC (212.026)	190	05/14→						
E 350 BlueTEC 4-matic (212.094)	190	05/14→						
E 350 CDI (212.023)	195	03/11→						
E 350 CDI 4-matic (212.089)	170	09/09→						
E 350 CDI 4-matic (212.093)	195	03/11→						
E 400 (212.061)	245	07/14→						
E 400 (212.065)	245	01/13→						
E 400 4-matic (212.067)	245	01/13→						

	kw				!#		
<b>MERCEDES-BENZ - E-KLASSE (W212) 01/09→</b>							
<b> Bremsbackensatz, Feststellbremse</b>							
E 400 4-matic (212.099)	245	07/14→				<b>03.0137-4007.2 654007</b>	Ø 180 x 25 - HEB / + Zub
E 500 (212.073)	300	09/11→					
E 500 4-matic (212.091)	300	09/11→					
E 63 AMG (212.074)	386	02/11→					
E 63 AMG (212.074)	410	02/11→					
E 63 AMG (212.077)	386	12/09→					
E 63 AMG 4-matic (212.092)	410	02/11→					
E 200 CDI / BlueTEC (212.005, 212.006)	100	01/09→		03/09→		<b>03.0137-4007.2 654007</b>	Ø 180 x 25 - HEB / + Zub
E 220 CDI	120	01/09→					
E 220 CDI / BlueTEC (212.001, 212.002)	125	01/09→					
E 250 CDI / BlueTEC (212.003, 212.004)	150	01/09→					
E 250 CDI / BlueTEC 4-matic (212.082, 212.097)	150	01/09→					
E 300 (212.054)	170	01/09→					
E 350 (212.056)	200	01/09→					
E 350 4-matic (212.087)	200	01/09→08/11					
E 350 BlueTEC (212.024)	155	01/09→					
E 350 CDI (212.025)	170	01/09→					
E 350 CGI (212.057)	215	01/09→08/11					
E 500 (212.072)	285	01/09→					
E 500 4-matic (212.090)	285	01/09→					
E 300 CDI / BlueTEC (212.020, 212.021, 212.027)	170	03/11→		04/11→		<b>03.0137-4007.2 654007</b>	Ø 180 x 25 - HEB / + Zub
E 300 Hybrid / BlueTEC Hybrid (212.098)	150	12/11→		06/12→		<b>03.0137-4007.2 654007</b>	Ø 180 x 25 - HEB / + Zub
E 350 BlueTEC	185	11/12→		01/13→		<b>03.0137-4007.2 654007</b>	Ø 180 x 25 - HEB / + Zub
E 350 BlueTEC 4-matic (212.094)	185	11/12→					
E 63 AMG (212.075)	430	02/13→		04/13→		<b>03.0137-4007.2 654007</b>	Ø 180 x 25 - HEB / + Zub
E 63 AMG 4-matic (212.076)	430	02/13→					
<b> Seilzug, Feststellbremse</b>							
E 200 (212.034)	135	01/13→			☐; Scheibenbremse	1 24.3727-0483.2 580483	L= 1.250
E 200 CGI (212.048, 212.148)	135	08/09→	←		↑; für Rechtslenker; Scheibenbremse	1 24.3727-0479.2 580479	L= 1.660
E 200 NGT (212.035)	115	07/13→	←		↑; für Linkslenker; Scheibenbremse	1 24.3727-0484.2 580484	L= 2.040
E 200 NGT (212.041)	120	03/11→					
E 220 BlueTEC (212.001)	130	05/14→	→		↓; Scheibenbremse	2 24.3727-0478.2 580478	L= 743
E 220 BlueTEC 4-matic (212.011)	125	01/15→					
E 250 (212.036)	155	01/13→					
E 300 (212.055)	185	07/11→					
E 300 4-matic (212.080)	185	07/11→					
E 350 (212.059)	225	09/11→					
E 350 4-matic (212.088)	225	09/11→					
E 350 BlueTEC (212.026)	190	05/14→					
E 350 BlueTEC 4-matic (212.094)	190	05/14→					
E 350 CDI (212.023)	195	03/11→					
E 400 (212.061)	245	07/14→					
E 400 (212.065)	245	01/13→					
E 400 4-matic (212.067)	245	01/13→					
E 400 4-matic (212.099)	245	07/14→					
E 500 (212.073)	300	09/11→					
E 500 4-matic (212.091)	300	09/11→					
E 63 AMG (212.074)	386	02/11→					
E 63 AMG (212.074)	410	02/11→					
E 63 AMG (212.077)	386	12/09→					
E 63 AMG 4-matic (212.092)	410	02/11→					
E 200 CDI / BlueTEC (212.005, 212.006)	100	01/09→			☐; 03/09→; Scheibenbremse	1 24.3727-0483.2 580483	L= 1.250
E 220 CDI	120	01/09→	←		↑; 03/09→; für Rechtslenker; Scheibenbremse	1 24.3727-0479.2 580479	L= 1.660
E 220 CDI / BlueTEC (212.001, 212.002)	125	01/09→	←		↑; 03/09→; für Linkslenker; Scheibenbremse	1 24.3727-0484.2 580484	L= 2.040
E 250 CDI / BlueTEC (212.003, 212.004)	150	01/09→					
E 250 CDI / BlueTEC 4-matic (212.082, 212.097)	150	01/09→	→		↓; 03/09→; Scheibenbremse	2 24.3727-0478.2 580478	L= 743
E 300 (212.054)	170	01/09→					
E 350 (212.056)	200	01/09→					
E 350 4-matic (212.087)	200	01/09→08/11					

	kw				!#		
<b>MERCEDES-BENZ - E-KLASSE (W212) 01/09→</b>							
 <b>Seilzug, Feststellbremse</b>							
E 350 BlueTEC (212.024)	155	01/09→		☐; 03/09→; Scheibenbremse	1	24.3727-0483.2 580483	L= 1.250
E 350 CDI (212.025)	170	01/09→	←	☐; 03/09→; für Rechtslenker; Scheibenbremse	1	24.3727-0479.2 580479	L= 1.660
E 350 CGI (212.057)	215	01/09→08/11					
E 500 (212.072)	285	01/09→	←	☐; 03/09→; für Linkslenker; Scheibenbremse	1	24.3727-0484.2 580484	L= 2.040
E 500 4-matic (212.090)	285	01/09→	→	☐; 03/09→; Scheibenbremse	2	24.3727-0478.2 580478	L= 743
E 250 CGI (212.047, 212.147)	150	01/09→		☐; für Rechtslenker; Scheibenbremse	1	24.3727-0483.2 580483	L= 1.250
				☐; für Linkslenker; Scheibenbremse	1	24.3727-0483.2 580483	L= 1.250
			←	☐; für Rechtslenker; Scheibenbremse	1	24.3727-0479.2 580479	L= 1.660
			←	☐; für Linkslenker; Scheibenbremse	1	24.3727-0484.2 580484	L= 2.040
			→	☐; Scheibenbremse	2	24.3727-0478.2 580478	L= 743
E 300 CDI / BlueTEC (212.020, 212.021, 212.027)	170	03/11→		☐; 04/11→; Scheibenbremse	1	24.3727-0483.2 580483	L= 1.250
			←	☐; 04/11→; für Rechtslenker; Scheibenbremse	1	24.3727-0479.2 580479	L= 1.660
			←	☐; 04/11→; für Linkslenker; Scheibenbremse	1	24.3727-0484.2 580484	L= 2.040
			→	☐; 04/11→; Scheibenbremse	2	24.3727-0478.2 580478	L= 743
E 300 Hybrid / BlueTEC Hybrid (212.098)	150	12/11→		☐; 06/12→; Scheibenbremse	1	24.3727-0483.2 580483	L= 1.250
			←	☐; 06/12→; für Rechtslenker; Scheibenbremse	1	24.3727-0479.2 580479	L= 1.660
			←	☐; 06/12→; für Linkslenker; Scheibenbremse	1	24.3727-0484.2 580484	L= 2.040
			→	☐; 06/12→; Scheibenbremse	2	24.3727-0478.2 580478	L= 743
E 350 BlueTEC	185	11/12→		☐; 01/13→; Scheibenbremse	1	24.3727-0483.2 580483	L= 1.250
E 350 BlueTEC 4-matic (212.094)	185	11/12→	←	☐; 01/13→; für Rechtslenker; Scheibenbremse	1	24.3727-0479.2 580479	L= 1.660
			←	☐; 01/13→; für Linkslenker; Scheibenbremse	1	24.3727-0484.2 580484	L= 2.040
			→	☐; 01/13→; Scheibenbremse	2	24.3727-0478.2 580478	L= 743
E 350 CDI 4-matic (212.089)	170	09/09→		☐; für Linkslenker; Scheibenbremse	1	24.3727-0483.2 580483	L= 1.250
			←	☐; für Rechtslenker; Scheibenbremse	1	24.3727-0479.2 580479	L= 1.660
			←	☐; für Linkslenker; Scheibenbremse	1	24.3727-0484.2 580484	L= 2.040
			→	☐; Scheibenbremse	2	24.3727-0478.2 580478	L= 743
E 350 CDI 4-matic (212.093)	195	03/11→		☐; für Linkslenker; Scheibenbremse	1	24.3727-0483.2 580483	L= 1.250
			←	☐; für Linkslenker; Scheibenbremse	1	24.3727-0484.2 580484	L= 2.040
			→	☐; für Linkslenker; Scheibenbremse	2	24.3727-0478.2 580478	L= 743
E 63 AMG (212.075)	430	02/13→		☐; 04/13→; Scheibenbremse	1	24.3727-0483.2 580483	L= 1.250
E 63 AMG 4-matic (212.076)	430	02/13→	←	☐; 04/13→; für Rechtslenker; Scheibenbremse	1	24.3727-0479.2 580479	L= 1.660
			←	☐; 04/13→; für Linkslenker; Scheibenbremse	1	24.3727-0484.2 580484	L= 2.040
			→	☐; 04/13→; Scheibenbremse	2	24.3727-0478.2 580478	L= 743
<b>MERCEDES-BENZ - E-KLASSE Cabriolet (A124) 05/93→03/98</b>							
 <b>Bremssackensatz, Feststellbremse</b>							
E 200 (124.060)	100	06/93→03/98				03.0137-0170.2 650170	Ø 164 x 20 + Zub
E 220 (124.062)	110	06/93→03/98					
E 320 (124.066)	162	06/93→03/98					
E 36 AMG (124.066)	200	05/94→03/98					
 <b>Seilzug, Feststellbremse</b>							
E 200 (124.060)	100	06/93→03/98	→	☐; Scheibenbremse	2	24.3727-0409.2 580409	L= 1.060
E 220 (124.062)	110	06/93→03/98					
E 320 (124.066)	162	06/93→03/98					
E 36 AMG (124.066)	200	05/94→03/98					
<b>MERCEDES-BENZ - E-KLASSE Cabriolet (A207) 01/10→</b>							
 <b>Bremssackensatz, Feststellbremse</b>							
E 200 (207.434)	135	03/13→				03.0137-4005.2 654005	Ø 164 x 25 + Zub
E 220 BlueTEC (207.401)	130	05/14→					
E 250 (207.436)	155	06/13→					
E 300 (207.455)	185	04/11→					
E 320 (207.462)	200	07/14→					
E 350 (207.459)	225	04/11→					
↓							







	kW					! #		
<b>MERCEDES-BENZ - E-KLASSE Cabriolet (A207) 01/10→</b>								
 <b>Bremsbackensatz, Feststellbremse</b>								
E 350 BlueTEC/ d (207.426)	190	05/14→					<b>03.0137-4005.2 654005</b>	Ø 164 x 25 + Zub
E 350 BlueTEC (207.426)	185	06/13→						
E 350 CDI	195	04/11→						
E 400 (207.461)	245	07/14→						
E 400 (207.465)	245	06/13→						
E 500 (207.473)	300	09/11→						
E 550	299	09/11→						
E 200 CGI (207.448)	135	01/10→			03/10→		<b>03.0137-4005.2 654005</b>	Ø 164 x 25 + Zub
E 220 CDI / BlueTEC / d (207.402, 207.401)	125	01/10→						
E 220 CDI (207.402)	120	02/10→						
E 250 CDI / BlueTEC / d (207.403, 207.404)	150	01/10→						
E 250 CGI (207.447)	150	01/10→						
E 350 CDI (207.422)	170	01/10→						
E 350 CGI (207.457)	215	01/10→						
E 500 (207.472)	285	01/10→						
 <b>Seilzug, Feststellbremse</b>								
E 200 (207.434)	135	03/13→				☐; Scheibenbremse	1 <b>24.3727-0470.2 580470</b>	L= 1.152
E 220 BlueTEC (207.401)	130	05/14→	←			↑; für Linkslenker; Scheibenbremse	1 <b>24.3727-0465.2 580465</b>	L= 2.057
E 250 (207.436)	155	06/13→	→			↓; Scheibenbremse	2 <b>24.3727-0467.2 580467</b>	L= 728
E 300 (207.455)	185	04/11→						
E 320 (207.462)	200	07/14→						
E 350 (207.459)	225	04/11→						
E 350 BlueTEC/ d (207.426)	190	05/14→						
E 350 BlueTEC (207.426)	185	06/13→						
E 350 CDI	195	04/11→						
E 400 (207.461)	245	07/14→						
E 400 (207.465)	245	06/13→						
E 500 (207.473)	300	09/11→						
E 550	299	09/11→						
E 200 CGI (207.448)	135	01/10→				☐; 03/10→; Scheibenbremse	1 <b>24.3727-0470.2 580470</b>	L= 1.152
E 220 CDI / BlueTEC / d (207.402, 207.401)	125	01/10→	←			↑; 03/10→; für Linkslenker; Scheibenbremse	1 <b>24.3727-0465.2 580465</b>	L= 2.057
E 220 CDI (207.402)	120	02/10→						
E 250 CDI / BlueTEC / d (207.403, 207.404)	150	01/10→	→			↓; 03/10→; Scheibenbremse	2 <b>24.3727-0467.2 580467</b>	L= 728
E 250 CGI (207.447)	150	01/10→						
E 350 CDI (207.422)	170	01/10→						
E 350 CGI (207.457)	215	01/10→						
E 500 (207.472)	285	01/10→						
<b>MERCEDES-BENZ - E-KLASSE Coupe (C124) 06/93→06/97</b>								
 <b>Bremsbackensatz, Feststellbremse</b>								
E 200 (124.040)	100	06/93→06/97					<b>03.0137-0170.2 650170</b>	Ø 164 x 20 + Zub
E 220 (124.042)	110	06/93→06/97						
E 320 (124.052)	162	06/93→06/97						
E 36 AMG (124.052)	200	05/94→06/97						
 <b>Seilzug, Feststellbremse</b>								
E 200 (124.040)	100	06/93→06/97	→			↓; Scheibenbremse	2 <b>24.3727-0409.2 580409</b>	L= 1.060
E 220 (124.042)	110	06/93→06/97						
E 320 (124.052)	162	06/93→06/97						
E 36 AMG (124.052)	200	05/94→06/97						
<b>MERCEDES-BENZ - E-KLASSE Coupe (C207) 01/09→</b>								
 <b>Bremsbackensatz, Feststellbremse</b>								
E 200 (207.334)	135	06/13→					<b>03.0137-4005.2 654005</b>	Ø 164 x 25 + Zub
E 200 CGI (207.348)	135	01/10→						
E 220 BlueTEC (207.301)	130	05/14→						
E 220 CDI	120	07/14→						
E 220 CDI / d (207.302, 207.301)	125	01/10→						
E 250 (207.336)	155	06/13→						
E 300 (207.355)	185	04/11→						
E 320 (207.362)	200	07/14→						
E 350 (207.359)	225	04/11→						
E 350 4-matic (207.388)	225	02/13→						
E 350 BlueTEC	185	03/13→						
E 350 BlueTEC / d (207.326)	190	05/14→						
E 350 CDI	195	04/11→						
E 400	245	06/13→						










	kw					!#		
<b>MERCEDES-BENZ - E-KLASSE Coupe (C207) 01/09→</b>								
 <b>Bremsbackensatz, Feststellbremse</b>								
E 400 (207.361)	245	07/14→					<b>03.0137-4005.2 654005</b>	Ø 164 x 25 + Zub
E 500 (207.373)	300	09/11→						
E 250 CDI / BlueTEC / d (207.303, 207.304)	150	01/09→		05/09→			<b>03.0137-4005.2 654005</b>	Ø 164 x 25 + Zub
E 250 CGI (207.347)	150	01/09→						
E 350 CDI (207.322)	170	01/09→						
E 350 CGI (207.357)	215	01/09→						
E 500 (207.372)	285	01/09→						
 <b>Seilzug, Feststellbremse</b>								
E 200 (207.334)	135	06/13→			☐	1	<b>24.3727-0470.2 580470</b>	L= 1.152
E 200 CGI (207.348)	135	01/10→	←		☒; für Linkslenker; Scheibenbremse	1	<b>24.3727-0465.2 580465</b>	L= 2.057
E 220 BlueTEC (207.301)	130	05/14→	→		☒; für Linkslenker	2	<b>24.3727-0467.2 580467</b>	L= 728
E 220 CDI	120	07/14→						
E 220 CDI / d (207.302, 207.301)	125	01/10→	→		☒; für Rechtslenker; Scheibenbremse	2	<b>24.3727-0467.2 580467</b>	L= 728
E 250 (207.336)	155	06/13→						
E 300 (207.355)	185	04/11→						
E 320 (207.362)	200	07/14→						
E 350 (207.359)	225	04/11→						
E 350 4-matic (207.388)	225	02/13→						
E 350 BlueTEC	185	03/13→						
E 350 BlueTEC / d (207.326)	190	05/14→						
E 350 CDI	195	04/11→						
E 400	245	06/13→						
E 400 (207.361)	245	07/14→						
E 500 (207.373)	300	09/11→						
E 250 CDI / BlueTEC / d (207.303, 207.304)	150	01/09→			☐; 05/09→	1	<b>24.3727-0470.2 580470</b>	L= 1.152
E 250 CGI (207.347)	150	01/09→	←		☒; 05/09→; für Linkslenker; Scheibenbremse	1	<b>24.3727-0465.2 580465</b>	L= 2.057
E 350 CDI (207.322)	170	01/09→	→		☒; 05/09→; für Rechtslenker; Scheibenbremse	2	<b>24.3727-0467.2 580467</b>	L= 728
E 350 CGI (207.357)	215	01/09→						
E 500 (207.372)	285	01/09→	→		☒; 05/09→; für Linkslenker	2	<b>24.3727-0467.2 580467</b>	L= 728
<b>MERCEDES-BENZ - E-KLASSE T-Model (S124) 06/93→06/96</b>								
 <b>Bremsbackensatz, Feststellbremse</b>								
E 200 T (124.079)	100	06/93→06/96					<b>03.0137-0170.2 650170</b>	Ø 164 x 20 + Zub
E 220 T (124.082)	110	06/93→06/96						
E 250 TD (124.186)	83	06/93→06/96						
E 250 Turbo D	93	06/93→06/96						
E 280 T (124.088)	142	06/93→06/96						
E 280 T (124.088)	145	06/93→06/96						
E 300 T 4-matic (124.290)	132	06/93→06/96						
E 300 TD (124.191)	100	06/93→06/96						
E 300 T Turbo-D (124.193)	108	06/93→06/96						
E 300 T Turbo-D 4-matic (124.393)	108	06/93→06/96						
E 320 T (124.092)	162	06/93→06/96						
E 36 T AMG (124.092)	200	05/94→06/96						
 <b>Seilzug, Feststellbremse</b>								
E 200 T (124.079)	100	06/93→06/96	←		☒	1	<b>24.3727-0411.2 580411</b>	L= 2.496
E 220 T (124.082)	110	06/93→06/96						
E 250 TD (124.186)	83	06/93→06/96	→		☒; Scheibenbremse	2	<b>24.3727-0409.2 580409</b>	L= 1.060
E 250 Turbo D	93	06/93→06/96						
E 280 T (124.088)	142	06/93→06/96						
E 280 T (124.088)	145	06/93→06/96						
E 300 T 4-matic (124.290)	132	06/93→06/96						
E 300 TD (124.191)	100	06/93→06/96						
E 300 T Turbo-D (124.193)	108	06/93→06/96						
E 300 T Turbo-D 4-matic (124.393)	108	06/93→06/96						
E 320 T (124.092)	162	06/93→06/96						
E 36 T AMG (124.092)	200	05/94→06/96						
<b>MERCEDES-BENZ - E-KLASSE T-Model (S210) 06/96→03/03</b>								
 <b>Bremsbackensatz, Feststellbremse</b>								
E 200 T (210.235)	100	06/96→08/00	→				<b>03.0137-4012.2 654012</b>	Ø 164 x 25 + Zub
E 200 T Kompressor (210.248)	120	08/00→03/03						
E 230 T (210.237)	110	06/96→06/97						
E 240 T (210.262)	125	08/00→03/03						

	kW				! #		
<b>MERCEDES-BENZ - E-KLASSE T-Model (S210) 06/96→03/03</b>							
<b> Bremsbackensatz, Feststellbremse</b>							
E 280 T 4-matic (210.281)	150	12/96→03/03	➔			03.0137-4012.2 654012	Ø 164 x 25 + Zub
E 300 T Turbo-D (210.225)	130	12/96→07/99					
E 320 T (210.265)	165	12/96→03/03					
E 320 T CDI (210.226)	145	07/99→03/03					
E 420 T (210.272)	205	06/96→06/97					
E 430 T 4-matic (210.283)	205	05/99→03/03					
E 55 T AMG 4-matic (210.274)	260	03/01→03/03					
E 200 T Kompressor (210.245)	137	06/97→03/03	➔	09/97→		03.0137-4012.2 654012	Ø 164 x 25 + Zub
E 240 T (210.261)	125	06/97→03/03					
E 250 T Turbo-D (210.215)	110	06/97→07/99					
E 430 T (210.270)	205	06/97→03/03					
E 55 T AMG (210.274)	260	08/97→03/03					
E 220 T CDI (210.206)	100	05/99→03/03	➔	Radstand [mm]: 3.570		03.0137-0244.2 650244	Ø 164 x 25 + Zub
E 220 T CDI (210.206)	105	07/99→03/03					
E 270 T CDI	120	02/00→03/03	➔	Radstand [mm]: 2.833		03.0137-4012.2 654012	Ø 164 x 25 + Zub
E 270 T CDI (210.216)	125	07/99→03/03					
E 290 T Turbo-D (210.217)	95	06/96→07/99					
E 220 T CDI (210.206)	92	06/98→07/99	➔	07/98→; Radstand [mm]: 3.570		03.0137-0244.2 650244	Ø 164 x 25 + Zub
			➔	07/98→; Radstand [mm]: 2.833		03.0137-4012.2 654012	Ø 164 x 25 + Zub
E 250 T D (210.210)	83	06/96→07/99	➔	Radstand [mm]: 3.570		03.0137-0244.2 650244	Ø 164 x 25 + Zub
			➔	für Rechtslenker; Radstand [mm]: 2.833		03.0137-4012.2 654012	Ø 164 x 25 + Zub
			➔	Radstand [mm]: 2.833		03.0137-4012.2 654012	Ø 164 x 25 + Zub
E 280 T (210.263)	150	12/96→03/03	➔	Radstand [mm]: 3.570		03.0137-4012.2 654012	Ø 164 x 25 + Zub
E 320 T 4-matic (210.282)	165	12/96→03/03	➔	06/97→		03.0137-4012.2 654012	Ø 164 x 25 + Zub
<b>Zubehörsatz, Feststellbremsbacken</b>							
E 200 T (210.235)	100	06/96→08/00				03.0137-9248.2 669248	
E 200 T Kompressor (210.248)	120	08/00→03/03					
E 230 T (210.237)	110	06/96→06/97					
E 240 T (210.262)	125	08/00→03/03					
E 280 T 4-matic (210.281)	150	12/96→03/03					
E 300 T Turbo-D (210.225)	130	12/96→07/99					
E 320 T (210.265)	165	12/96→03/03					
E 320 T CDI (210.226)	145	07/99→03/03					
E 420 T (210.272)	205	06/96→06/97					
E 430 T 4-matic (210.283)	205	05/99→03/03					
E 55 T AMG 4-matic (210.274)	260	03/01→03/03					
E 200 T Kompressor (210.245)	137	06/97→03/03		09/97→		03.0137-9248.2 669248	
E 240 T (210.261)	125	06/97→03/03					
E 250 T Turbo-D (210.215)	110	06/97→07/99					
E 430 T (210.270)	205	06/97→03/03					
E 55 T AMG (210.274)	260	08/97→03/03					
E 220 T CDI (210.206)	100	05/99→03/03		Radstand [mm]: 2.833		03.0137-9248.2 669248	
E 220 T CDI (210.206)	105	07/99→03/03					
E 270 T CDI	120	02/00→03/03					
E 270 T CDI (210.216)	125	07/99→03/03					
E 290 T Turbo-D (210.217)	95	06/96→07/99					
E 220 T CDI (210.206)	92	06/98→07/99		07/98→; Radstand [mm]: 2.833		03.0137-9248.2 669248	
E 250 T D (210.210)	83	06/96→07/99		für Rechtslenker; Radstand [mm]: 2.833		03.0137-9248.2 669248	
				Radstand [mm]: 2.833		03.0137-9248.2 669248	
E 280 T (210.263)	150	12/96→03/03		Radstand [mm]: 3.570		03.0137-9248.2 669248	
E 320 T 4-matic (210.282)	165	12/96→03/03		06/97→		03.0137-9248.2 669248	
<b> Seilzug, Feststellbremse</b>							
E 200 T (210.235)	100	06/96→08/00	←	☒; für Linkslenker; Scheibenbremse	1	24.3727-0426.2 580426	L= 2.613
E 230 T (210.237)	110	06/96→06/97					
E 240 T (210.262)	125	08/00→03/03	➔	☐; Scheibenbremse		24.3727-0424.2 580424	L= 1.058
E 270 T CDI	120	02/00→03/03					
E 270 T CDI (210.216)	125	07/99→03/03	➔	☒; Scheibenbremse		24.3727-0425.2 580425	L= 1.031
			↓				





	kw				!#		
<b>MERCEDES-BENZ - E-KLASSE T-Model (S210) 06/96→03/03</b>							
<b>Seilzug, Feststellbremse</b>							
E 300 T Turbo-D (210.225)	130	12/96→07/99	←	↑; für Linkslenker; Scheibenbremse	1	24.3727-0426.2 580426	L= 2.613
E 320 T (210.265)	165	12/96→03/03	→	□; Scheibenbremse		24.3727-0424.2 580424	L= 1.058
E 320 T CDI (210.226)	145	07/99→03/03	→	□; Scheibenbremse		24.3727-0425.2 580425	L= 1.031
E 420 T (210.272)	205	06/96→06/97					
E 430 T 4-matic (210.283)	205	05/99→03/03					
E 55 T AMG 4-matic (210.274)	260	03/01→03/03					
E 200 T Kompressor (210.245)	137	06/97→03/03	←	↑; 09/97→; für Linkslenker; Scheibenbremse	1	24.3727-0426.2 580426	L= 2.613
E 250 T Turbo-D (210.215)	110	06/97→07/99	→	□; 09/97→; für Linkslenker; Scheibenbremse		24.3727-0424.2 580424	L= 1.058
			→	□; 09/97→; für Linkslenker; Scheibenbremse		24.3727-0425.2 580425	L= 1.031
E 200 T Kompressor (210.248)	120	08/00→03/03	←	↑; für Linkslenker; Scheibenbremse	1	24.3727-0426.2 580426	L= 2.613
E 220 T CDI (210.206)	100	05/99→03/03	→	□; für Linkslenker; Scheibenbremse		24.3727-0424.2 580424	L= 1.058
E 220 T CDI (210.206)	105	07/99→03/03	→	□; für Linkslenker; Scheibenbremse		24.3727-0425.2 580425	L= 1.031
E 280 T 4-matic (210.281)	150	12/96→03/03	→				
E 220 T CDI (210.206)	92	06/98→07/99	←	↑; 07/98→; für Linkslenker; Scheibenbremse	1	24.3727-0426.2 580426	L= 2.613
			→	□; 07/98→; für Linkslenker; Scheibenbremse		24.3727-0424.2 580424	L= 1.058
			→	□; 07/98→; für Linkslenker; Scheibenbremse		24.3727-0425.2 580425	L= 1.031
E 240 T (210.261)	125	06/97→03/03	←	↑; 09/97→; für Linkslenker; Scheibenbremse	1	24.3727-0426.2 580426	L= 2.613
E 430 T (210.270)	205	06/97→03/03	→	□; 09/97→; Scheibenbremse		24.3727-0424.2 580424	L= 1.058
E 55 T AMG (210.274)	260	08/97→03/03	→	□; 09/97→; Scheibenbremse		24.3727-0425.2 580425	L= 1.031
E 250 T D (210.210)	83	06/96→07/99	←	↑; für Linkslenker; Radstand [mm]: 2.833; Scheibenbremse	1	24.3727-0426.2 580426	L= 2.613
E 290 T Turbo-D (210.217)	95	06/96→07/99	→	□; für Linkslenker; Radstand [mm]: 3.570; Scheibenbremse		24.3727-0424.2 580424	L= 1.058
			→	□; für Rechtslenker; Scheibenbremse		24.3727-0424.2 580424	L= 1.058
			→	□; für Linkslenker; Radstand [mm]: 2.833; Scheibenbremse		24.3727-0424.2 580424	L= 1.058
			→	□; für Rechtslenker; Scheibenbremse		24.3727-0425.2 580425	L= 1.031
			→	□; für Linkslenker; Radstand [mm]: 3.570; Scheibenbremse		24.3727-0425.2 580425	L= 1.031
			→	□; für Linkslenker; Radstand [mm]: 2.833; Scheibenbremse		24.3727-0425.2 580425	L= 1.031
E 280 T (210.263)	150	12/96→03/03	→	□; für Linkslenker; Radstand [mm]: 3.570; Scheibenbremse		24.3727-0424.2 580424	L= 1.058
			→	□; für Linkslenker; Radstand [mm]: 3.570; Scheibenbremse		24.3727-0425.2 580425	L= 1.031
E 320 T 4-matic (210.282)	165	12/96→03/03	←	↑; 06/97→; für Linkslenker; Scheibenbremse	1	24.3727-0426.2 580426	L= 2.613
			→	□; 06/97→; für Linkslenker; Scheibenbremse		24.3727-0424.2 580424	L= 1.058
			→	□; 06/97→; für Linkslenker; Scheibenbremse		24.3727-0425.2 580425	L= 1.031
<b>MERCEDES-BENZ - E-KLASSE T-Model (S211) 02/03→07/09</b>							
<b>Bremsbackensatz, Feststellbremse</b>							
350 CGI (211.257)	215	05/06→07/09				03.0137-4017.2 654017	Ø 180 x 25 + Zub
E 200 CDI (211.207)	100	04/06→07/09					
E 200 Kompressor (211.241)	135	04/06→07/09					
E 200 T Kompressor (211.242)	120	03/03→07/09					
E 220 CDI (211.206)	100	03/03→07/09					
E 220 T CDI	120	03/03→07/09					
E 220 T CDI (211.206)	110	03/03→07/09					
E 220 T CDI (211.208)	125	04/06→07/09					
E 230 T (211.252)	150	05/07→07/09					
E 240 T (211.261)	130	03/03→07/09					
E 240 T 4-matic (211.280)	130	07/03→07/09					
E 270 T CDI (211.216)	120	03/03→07/09					
E 270 T CDI (211.216)	130	03/03→07/09					
E 280 T CDI (211.220)	140	03/05→07/09					
E 280 T CDI (211.223)	130	05/04→07/09					
E 320 T (211.265)	165	03/03→07/09					

	kW					! #		
<b>MERCEDES-BENZ - E-KLASSE T-Model (S211) 02/03→07/09</b>								
<b> Bremsbackensatz, Feststellbremse</b>								
E 320 T 4-matic (211.282)	165	07/03→07/09					<b>03.0137-4017.2 654017</b>	Ø 180 x 25 + Zub
E 320 T CDI (211.222)	155	11/07→07/09						
E 320 T CDI (211.222)	165	03/05→07/09						
E 320 T CDI (211.226)	150	03/03→07/09						
E 350 T (211.256)	200	03/05→07/09						
E 350 T 4-matic (211.287)	200	03/05→07/09						
E 500 T (211.270)	225	10/03→07/09						
E 500 T (211.272)	285	04/06→07/09						
E 500 T 4-matic (211.283)	225	10/03→07/09						
E 500 T 4-matic (211.290)	285	04/06→07/09						
E 55 T AMG Kompressor (211.276)	350	07/03→07/09						
E 63 AMG (211.277)	378	03/06→07/09						
E 280 T (211.254)	170	03/05→07/09		05/05→			<b>03.0137-4017.2 654017</b>	Ø 180 x 25 + Zub
E 280 T 4-matic (211.292)	170	03/05→07/09						
E 280 T CDI 4-matic (211.284)	140	03/05→07/09						
E 320 T CDI 4-matic (211.289)	165	03/05→07/09						
<b>Zubehörsatz, Feststellbremsbacken</b>								
350 CGI (211.257)	215	05/06→07/09	➔				<b>03.0137-9297.2 669297</b>	
E 200 CDI (211.207)	100	04/06→07/09						
E 200 Kompressor (211.241)	135	04/06→07/09						
E 200 T Kompressor (211.242)	120	03/03→07/09						
E 220 CDI (211.206)	100	03/03→07/09						
E 220 T CDI	120	03/03→07/09						
E 220 T CDI (211.206)	110	03/03→07/09						
E 220 T CDI (211.208)	125	04/06→07/09						
E 230 T (211.252)	150	05/07→07/09						
E 240 T (211.261)	130	03/03→07/09						
E 240 T 4-matic (211.280)	130	07/03→07/09						
E 270 T CDI (211.216)	120	03/03→07/09						
E 270 T CDI (211.216)	130	03/03→07/09						
E 280 T CDI (211.220)	140	03/05→07/09						
E 280 T CDI (211.223)	130	05/04→07/09						
E 320 T (211.265)	165	03/03→07/09						
E 320 T 4-matic (211.282)	165	07/03→07/09						
E 320 T CDI (211.222)	155	11/07→07/09						
E 320 T CDI (211.222)	165	03/05→07/09						
E 320 T CDI (211.226)	150	03/03→07/09						
E 350 T (211.256)	200	03/05→07/09						
E 350 T 4-matic (211.287)	200	03/05→07/09						
E 500 T (211.270)	225	10/03→07/09						
E 500 T (211.272)	285	04/06→07/09						
E 500 T 4-matic (211.283)	225	10/03→07/09						
E 500 T 4-matic (211.290)	285	04/06→07/09						
E 55 T AMG Kompressor (211.276)	350	07/03→07/09						
E 63 AMG (211.277)	378	03/06→07/09						
E 280 T (211.254)	170	03/05→07/09	➔	05/05→			<b>03.0137-9297.2 669297</b>	
E 280 T 4-matic (211.292)	170	03/05→07/09						
E 280 T CDI 4-matic (211.284)	140	03/05→07/09						
E 320 T CDI 4-matic (211.289)	165	03/05→07/09						
<b> Seilzug, Feststellbremse</b>								
350 CGI (211.257)	215	05/06→07/09		■; für Linkslenker; Scheibenbremse	1	<b>24.3727-0447.2 580447</b>	L= 1.952	
E 200 CDI (211.207)	100	04/06→07/09	➔	□; Scheibenbremse		<b>24.3727-0448.2 580448</b>	L= 1.726	
E 200 Kompressor (211.241)	135	04/06→07/09	➔	□; Scheibenbremse		<b>24.3727-0449.2 580449</b>	L= 1.742	
E 200 T Kompressor (211.242)	120	03/03→07/09	➔					
E 220 CDI (211.206)	100	03/03→07/09						
E 220 T CDI	120	03/03→07/09						
E 220 T CDI (211.206)	110	03/03→07/09						
E 220 T CDI (211.208)	125	04/06→07/09						
E 230 T (211.252)	150	05/07→07/09						
↓								

**MERCEDES-BENZ - E-KLASSE T-Model (S211) 02/03→07/09**










**Seilzug, Feststellbremse**


































E 240 T (211.261)	130	03/03→07/09		■; für Linkslenker; Scheibenbremse	1	24.3727-0447.2	580447	L= 1.952
E 240 T 4-matic (211.280)	130	07/03→07/09	➡	□; Scheibenbremse		24.3727-0448.2	580448	L= 1.726
E 270 T CDI (211.216)	120	03/03→07/09	➡	□; Scheibenbremse		24.3727-0449.2	580449	L= 1.742
E 270 T CDI (211.216)	130	03/03→07/09						
E 280 T CDI (211.223)	130	05/04→07/09						
E 320 T (211.265)	165	03/03→07/09						
E 320 T 4-matic (211.282)	165	07/03→07/09						
E 320 T CDI (211.226)	150	03/03→07/09						
E 350 T (211.256)	200	03/05→07/09						
E 350 T 4-matic (211.287)	200	03/05→07/09						
E 500 T (211.270)	225	10/03→07/09						
E 500 T (211.272)	285	04/06→07/09						
E 500 T 4-matic (211.283)	225	10/03→07/09						
E 500 T 4-matic (211.290)	285	04/06→07/09						
E 55 T AMG Kompressor (211.276)	350	07/03→07/09						
E 63 AMG (211.277)	378	03/06→07/09						
E 280 T (211.254)	170	03/05→07/09		■; 05/05→; für Linkslenker; Scheibenbremse	1	24.3727-0447.2	580447	L= 1.952
E 280 T 4-matic (211.292)	170	03/05→07/09	➡	□; 05/05→; Scheibenbremse		24.3727-0448.2	580448	L= 1.726
E 320 T CDI 4-matic (211.289)	165	03/05→07/09	➡	□; 05/05→; Scheibenbremse		24.3727-0449.2	580449	L= 1.742











**MERCEDES-BENZ - E-KLASSE T-Model (S212) 08/09→**

**Bremsbackensatz, Feststellbremse**













E 200 (212.234)	135	11/12→		03/13→		03.0137-4007.2	654007	Ø 180 x 25 - HEB / + Zub
E 250 (212.236)	155	11/12→						
E 200 CDI / BlueTEC (212.205, 212.206)	100	11/09→				03.0137-4007.2	654007	Ø 180 x 25 - HEB / + Zub
E 200 CGI (212.248)	135	11/09→						
E 220 BlueTEC	130	05/15→						
E 220 BlueTEC 4-matic (212.211)	125	12/14→						
E 220 CDI / BlueTEC (212.202, 212.201)	125	11/09→						
E 250 CDI / BlueTEC (212.203, 212.204)	150	11/09→						
E 250 CDI / BlueTEC 4-matic (212.282, 212.297)	150	07/10→						
E 250 CGI (212.247)	150	11/09→						
E 300 (212.254)	170	11/09→						
E 300 (212.255)	185	07/11→						
E 300 4-matic (212.280)	185	07/11→						
E 300 CDI / BlueTEC (212.227, 212.221)	170	11/09→						
E 350 (212.259)	225	09/11→						
E 350 4-matic (212.287)	200	11/09→						
E 350 4-matic (212.288, 212.287)	225	09/11→						
E 350 BlueTEC (212.224)	155	11/09→						
E 350 BlueTEC (212.226)	190	07/14→						
E 350 BlueTEC 4-matic (212.294)	190	07/14→						
E 350 CDI (212.223)	195	07/11→						
E 350 CDI (212.225)	170	11/09→						
E 350 CDI 4-matic (212.289)	170	11/09→						
E 350 CDI 4-matic (212.293)	195	07/11→						
E 350 CGI (212.257)	215	11/09→						
E 400	245	01/13→						
E 400 (212.261)	245	07/14→						
E 400 4-matic	245	01/13→						
E 400 4-matic (212.299)	245	07/14→						
E 500 (212.272)	285	11/09→						
E 500 (212.273)	300	09/11→						
E 500 4-matic (212.291)	300	09/11→						
E 63 AMG (212.274)	386	02/11→						
E 63 AMG (212.274)	410	02/11→						
E 63 AMG 4-matic (212.292)	410	02/11→						
E 220 CDI (212.202)	120	08/09→		11/09→		03.0137-4007.2	654007	Ø 180 x 25 - HEB / + Zub
E 350 (212.256)	200	08/09→						
E 63 AMG (212.277)	386	08/09→						
↓								










	kw					!#			
<b>MERCEDES-BENZ - E-KLASSE T-Model (S212) 08/09 →</b>									
 <b>Bremsbackensatz, Feststellbremse</b>									
E 300 Hybrid / BlueTEC Hybrid (212.298)	150	12/11 →			06/12 →		<b>03.0137-4007.2 654007</b>	Ø 180 x 25 - HEB / + Zub	
E 350 BlueTEC	185	11/12 →			01/13 →		<b>03.0137-4007.2 654007</b>	Ø 180 x 25 - HEB / + Zub	
E 350 BlueTEC 4-matic	185	11/12 →							
E 63 AMG (212.275)	430	02/13 →			04/13 →		<b>03.0137-4007.2 654007</b>	Ø 180 x 25 - HEB / + Zub	
E 63 AMG 4-matic (212.276)	430	02/13 →							
 <b>Seilzug, Feststellbremse</b>									
E 200 (212.234)	135	11/12 →				▣; 03/13 →; für Rechtslenker; Scheibenbremse	1 <b>24.3727-0483.2 580483</b>	L= 1.250	
E 250 (212.236)	155	11/12 →				▣; 03/13 →; für Linkslenker	1 <b>24.3727-0483.2 580483</b>	L= 1.250	
					←	▣; 03/13 →; für Rechtslenker; Scheibenbremse	1 <b>24.3727-0479.2 580479</b>	L= 1.660	
					←	▣; 03/13 →; für Linkslenker	1 <b>24.3727-0484.2 580484</b>	L= 2.040	
					→	▣; 03/13 →; Scheibenbremse	2 <b>24.3727-0478.2 580478</b>	L= 743	
E 200 CDI / BlueTEC (212.205, 212.206)	100	11/09 →				▣; für Rechtslenker; Scheibenbremse	1 <b>24.3727-0483.2 580483</b>	L= 1.250	
E 200 CGI (212.248)	135	11/09 →				▣; für Linkslenker	1 <b>24.3727-0483.2 580483</b>	L= 1.250	
E 220 BlueTEC 4-matic (212.211)	125	12/14 →				←	▣; für Rechtslenker; Scheibenbremse	1 <b>24.3727-0479.2 580479</b>	L= 1.660
E 220 CDI / BlueTEC (212.202, 212.201)	125	11/09 →				←	▣; für Linkslenker	1 <b>24.3727-0484.2 580484</b>	L= 2.040
E 250 CDI / BlueTEC (212.203, 212.204)	150	11/09 →				→	▣; Scheibenbremse	2 <b>24.3727-0478.2 580478</b>	L= 743
E 250 CDI / BlueTEC 4-matic (212.282, 212.297)	150	07/10 →							
E 250 CGI (212.247)	150	11/09 →							
E 300 (212.254)	170	11/09 →							
E 300 (212.255)	185	07/11 →							
E 300 4-matic (212.280)	185	07/11 →							
E 300 CDI / BlueTEC (212.227, 212.221)	170	11/09 →							
E 350 (212.259)	225	09/11 →							
E 350 4-matic (212.287)	200	11/09 →							
E 350 4-matic (212.288, 212.287)	225	09/11 →							
E 350 BlueTEC (212.224)	155	11/09 →							
E 350 BlueTEC (212.226)	190	07/14 →							
E 350 BlueTEC 4-matic (212.294)	190	07/14 →							
E 350 CDI (212.223)	195	07/11 →							
E 350 CDI (212.225)	170	11/09 →							
E 350 CDI 4-matic (212.289)	170	11/09 →							
E 350 CDI 4-matic (212.293)	195	07/11 →							
E 350 CGI (212.257)	215	11/09 →							
E 400	245	01/13 →							
E 400 (212.261)	245	07/14 →							
E 400 4-matic	245	01/13 →							
E 400 4-matic (212.299)	245	07/14 →							
E 500 (212.272)	285	11/09 →							
E 500 (212.273)	300	09/11 →							
E 500 4-matic (212.291)	300	09/11 →							
E 63 AMG (212.274)	386	02/11 →							
E 63 AMG (212.274)	410	02/11 →							
E 63 AMG 4-matic (212.292)	410	02/11 →							
E 220 BlueTEC	130	05/15 →				▣	1 <b>24.3727-0483.2 580483</b>	L= 1.250	
						▣; für Rechtslenker; Scheibenbremse	1 <b>24.3727-0483.2 580483</b>	L= 1.250	
					←	▣; für Rechtslenker; Scheibenbremse	1 <b>24.3727-0479.2 580479</b>	L= 1.660	
					←	▣	1 <b>24.3727-0484.2 580484</b>	L= 2.040	
					→	▣; für Rechtslenker; Scheibenbremse	2 <b>24.3727-0478.2 580478</b>	L= 743	
					→	▣; Scheibenbremse	2 <b>24.3727-0478.2 580478</b>	L= 743	
E 220 CDI (212.202)	120	08/09 →				▣; 11/09 →; für Rechtslenker; Scheibenbremse	1 <b>24.3727-0483.2 580483</b>	L= 1.250	
E 350 (212.256)	200	08/09 →				▣; 11/09 →; für Linkslenker	1 <b>24.3727-0483.2 580483</b>	L= 1.250	
E 63 AMG (212.277)	386	08/09 →				←	▣; 11/09 →; für Rechtslenker; Scheibenbremse	1 <b>24.3727-0479.2 580479</b>	L= 1.660
						←	▣; 11/09 →; für Linkslenker	1 <b>24.3727-0484.2 580484</b>	L= 2.040
						→	▣; 11/09 →; Scheibenbremse	2 <b>24.3727-0478.2 580478</b>	L= 743
↓									










	kw				!#			
<b>MERCEDES-BENZ - E-KLASSE T-Model (S212) 08/09→</b>								
 <b>Seilzug, Feststellbremse</b>								
E 300 Hybrid / BlueTEC Hybrid (212.298)	150	12/11→		<input type="checkbox"/> ; 06/12→; für Rechtslenker; Scheibenbremse	1	24.3727-0483.2	580483	L= 1.250
				<input type="checkbox"/> ; 06/12→; für Linkslenker	1	24.3727-0483.2	580483	L= 1.250
				 <input type="checkbox"/> ; 06/12→; für Rechtslenker; Scheibenbremse	1	24.3727-0479.2	580479	L= 1.660
				 <input type="checkbox"/> ; 06/12→; für Linkslenker	1	24.3727-0484.2	580484	L= 2.040
				 <input type="checkbox"/> ; 06/12→; Scheibenbremse	2	24.3727-0478.2	580478	L= 743
E 350 BlueTEC E 350 BlueTEC 4-matic	185 185	11/12→ 11/12→		<input type="checkbox"/> ; 01/13→; für Rechtslenker; Scheibenbremse	1	24.3727-0483.2	580483	L= 1.250
				<input type="checkbox"/> ; 01/13→; für Linkslenker	1	24.3727-0483.2	580483	L= 1.250
				 <input type="checkbox"/> ; 01/13→; für Rechtslenker; Scheibenbremse	1	24.3727-0479.2	580479	L= 1.660
				 <input type="checkbox"/> ; 01/13→; für Linkslenker	1	24.3727-0484.2	580484	L= 2.040
				 <input type="checkbox"/> ; 01/13→; Scheibenbremse	2	24.3727-0478.2	580478	L= 743
E 63 AMG (212.275) E 63 AMG 4-matic (212.276)	430 430	02/13→ 02/13→		<input type="checkbox"/> ; 04/13→; für Linkslenker	1	24.3727-0483.2	580483	L= 1.250
				<input type="checkbox"/> ; 04/13→; für Rechtslenker; Scheibenbremse	1	24.3727-0483.2	580483	L= 1.250
				 <input type="checkbox"/> ; 04/13→; für Rechtslenker; Scheibenbremse	1	24.3727-0479.2	580479	L= 1.660
				 <input type="checkbox"/> ; 04/13→; für Linkslenker	1	24.3727-0484.2	580484	L= 2.040
				 <input type="checkbox"/> ; 04/13→; Scheibenbremse	2	24.3727-0478.2	580478	L= 743
<b>MERCEDES-BENZ - G-KLASSE (W461) 09/89→</b>								
 <b>Radbremszylinder</b>								
230 GE (461.238, 461.239)	90	09/89→07/96		02/93→		24.3217-1109.3	020173	Ø 17,46 GG
230 GE (461) 290 GD/G 290 D (461.337, 461.338) G 290 TD (461.335, 461.336)	92 70 88	06/93→07/00 06/93→07/00 07/97→				24.3217-1109.3	020173	Ø 17,46 GG
G 300 CDI	135	04/10→				24.3217-1109.3 24.3222-1732.3	020173 020537	Ø 17,46 GG Ø 22,2 GG
 <b>Bremstrommel</b>								
230 GE (461.238, 461.239)	90	09/89→07/96		02/93→		24.0226-0001.1	480050	Ø 260,0 x 64 / 261,5
230 GE (461) 290 GD/G 290 D (461.337, 461.338) G 290 TD (461.335, 461.336)	92 70 88	06/93→07/00 06/93→07/00 07/97→				24.0226-0001.1	480050	Ø 260,0 x 64 / 261,5
 <b>Bremsbackensatz, Feststellbremse</b>								
G 270 CDI G 280 CDI (461.304, 461.346, 461.370, 461.334, 461.339,...)	115 135	01/03→ 04/09→				03.0137-4001.2	654001	Ø 160 x 40 + Zub
 <b>Seilzug, Feststellbremse</b>								
G 270 CDI	115	01/03→		<input type="checkbox"/>		24.3727-0476.2	580476	L= 2.230
				<input type="checkbox"/>		24.3727-0477.2	580477	L= 2.374
G 280 CDI (461.304, 461.346, 461.370, 461.334, 461.339,...) G 300 CDI	135	04/09→		<input type="checkbox"/> ; nicht für erhöhte Nutzlast; Scheibenbremse		24.3727-0476.2	580476	L= 2.230
	135	04/10→		<input type="checkbox"/> ; nicht für erhöhte Nutzlast; Scheibenbremse		24.3727-0477.2	580477	L= 2.374
<b>MERCEDES-BENZ - G-KLASSE (W463) 09/89→</b>								
 <b>Radbremszylinder</b>								
300 GE (463.227, 463.228) 350 Turbo GD (463.320, 463.321) G 270 CDI (463.322, 463.323) G 300 TD (463.330, 463.331) G 320 (463.230, 463.231) ↓	128 100 115 130 155	06/90→08/97 09/91→08/96 10/01→ 08/96→07/00 09/94→12/97				24.3217-1109.3	020173	Ø 17,46 GG









	kW				! #		
<b>MERCEDES-BENZ - G-KLASSE (W463) 09/89→</b>							
<b> Radbremszylinder</b>							
G 320 (463.232, 463.233, 463.244, 463.245)	158	07/97→	➔			24.3217-1109.3 020173	Ø 17,46 GG
G 36 AMG (463.230)	200	01/95→07/98					
G 400 CDI (463.332, 463.333)	184	12/00→					
G 500 (463.247, 463.248, 463.249, 463.240, 463.241)	218	04/98→					
G 55 AMG (463.243, 463.246)	260	04/99→					
G 55 AMG (463.270, 463.271)	350	06/04→					
G 55 AMG (463.270, 463.271)	368	08/06→					
G 55 AMG (463.270, 463.271)	373	08/08→					
<b> Bremstrommel</b>							
300 GE (463.227, 463.228)	128	06/90→08/97	➔			24.0226-0001.1 480050	Ø 260,0 x 64 / 261,5
350 Turbo GD (463.320, 463.321)	100	09/91→08/96					
G 270 CDI (463.322, 463.323)	115	10/01→					
G 300 TD (463.330, 463.331)	130	08/96→07/00					
G 320 (463.230, 463.231)	155	09/94→12/97					
G 320 (463.232, 463.233, 463.244, 463.245)	158	07/97→					
G 36 AMG (463.230)	200	01/95→07/98					
G 400 CDI (463.332, 463.333)	184	12/00→					
G 500 (463.247, 463.248, 463.249, 463.240, 463.241)	218	04/98→					
G 55 AMG (463.243, 463.246)	260	04/99→					
G 55 AMG (463.270, 463.271)	350	06/04→					
G 55 AMG (463.270, 463.271)	368	08/06→					
G 55 AMG (463.270, 463.271)	373	08/08→					
<b> Bremsbackensatz, Feststellbremse</b>							
G 320 CDI (463.340, 463.341, 463.343)	165	09/06→	➔			03.0137-4001.2 654001	Ø 160 x 40 + Zub
G 350 d (463.348)	180	06/15→					
G 400 CDI (463.332, 463.333)	184	12/00→					
G 500 (463.222, 463.236, 463.237, 463.342)	285	05/08→					
G 500 (463.247, 463.248, 463.249, 463.240, 463.241)	218	04/98→					
G 55 AMG (463.243, 463.246)	260	04/99→					
G 55 AMG (463.270, 463.271)	350	06/04→					
G 55 AMG (463.270, 463.271)	368	08/06→					
G 55 AMG (463.270, 463.271)	373	08/08→					
G 65 AMG	450	05/12→	➔	06/12→		03.0137-4001.2 654001	Ø 160 x 40 + Zub
<b> Seilzug, Feststellbremse</b>							
G 320 CDI (463.340, 463.341, 463.343)	165	09/06→	➔	<input type="checkbox"/> ; Scheibenbremse		24.3727-0476.2 580476	L= 2.230
G 350 CDI	155	07/11→	➔	<input checked="" type="checkbox"/> ; Scheibenbremse		24.3727-0477.2 580477	L= 2.374
G 500 (463.222, 463.236, 463.237, 463.342)	285	05/08→					
G 350 d (463.348)	180	06/15→	➔	<input type="checkbox"/> ; Komponentennummer: 504028/02		24.3727-0476.2 580476	L= 2.230
			➔	<input type="checkbox"/> ; Komponentennummer: 504028/02		24.3727-0477.2 580477	L= 2.374
G 63 AMG (463.273)	400	05/12→	➔	<input type="checkbox"/> ; 06/12→; Scheibenbremse		24.3727-0476.2 580476	L= 2.230
G 65 AMG	450	05/12→					




















	kW				!#		
<b>MERCEDES-BENZ - G-KLASSE (W463) 09/89→</b>							
 <b>Seilzug, Feststellbremse</b>							
G 63 AMG (463.273) G 65 AMG	400 450	05/12→ 05/12→	➔	☐; 06/12→; Scheibenbremse		24.3727-0477.2 580477	L= 2.374
<b>MERCEDES-BENZ - G-KLASSE Cabrio (W463) 09/89→</b>							
 <b>Radbremszylinder</b>							
300 GD (463.307) 300 GE (463.207) 320 GE (463.208) 350 G Turbo-D (463.300) G 300 TD (463.308) G 320 (463.209) G 400 CDI (463.309) G 500 (463.202) G 500 (463)	83 125 155 100 130 158 184 285 218	12/90→09/97 09/89→09/97 09/94→11/97 09/91→09/97 09/96→07/00 11/97→ 12/00→ 12/09→ 04/98→	➔			24.3217-1109.3 020173	Ø 17,46 GG
 <b>Bremstrommel</b>							
300 GD (463.307) 300 GE (463.207) 320 GE (463.208) 350 G Turbo-D (463.300) G 300 TD (463.308) G 320 (463.209) G 400 CDI (463.309) G 500 (463.202) G 500 (463)	83 125 155 100 130 158 184 285 218	12/90→09/97 09/89→09/97 09/94→11/97 09/91→09/97 09/96→07/00 11/97→ 12/00→ 12/09→ 04/98→	➔			24.0226-0001.1 480050	Ø 260,0 x 64 / 261,5
 <b>Bremsbackensatz, Feststellbremse</b>							
G 300 TD (463.308) G 400 CDI (463.309) G 500 (463.202) G 500 (463)	130 184 285 218	09/96→07/00 12/00→ 12/09→ 04/98→	➔			03.0137-4001.2 654001	Ø 160 x 40 + Zub
<b>MERCEDES-BENZ - GLK-KLASSE (X204) 06/08→</b>							
 <b>Bremsbackensatz, Feststellbremse</b>							
200 (204.934) 200 CDI (204.901) 200 CDI (204.901) 250 (204.936) 250 4-matic (204.937) 250 CDI 4-matic (204.982, 204.904) 300 4-matic 300 4-matic (204.981) 350 (204.956) 350 CDI 4-matic (204.992) 350 CDI 4-matic (204.992) 350 CDI 4-matic (204.993)	135 100 105 155 155 150 185 170 200 165 170 195	08/13→06/15 12/13→06/15 07/10→06/15 08/13→06/15 08/13→06/15 09/09→06/15 09/09→06/15 07/09→04/11 04/09→06/15 07/09→01/10 02/10→05/10 07/12→06/15	➔			03.0137-4007.2 654007	Ø 180 x 25 - HEB / + Zub
220 CDI (204.902) 220 CDI (204.902) 220 CDI 4-matic (204.984, 204.997) 220 CDI 4-matic (204.984)	120 125 125 120	12/08→06/15 12/08→06/15 12/08→06/15 12/08→06/15	➔	04/09→		03.0137-4007.2 654007	Ø 180 x 25 - HEB / + Zub
280 4-matic (204.981) 320 CDI 4-matic (204.983) 350 4-matic (204.987) 350 4-matic (204.988)	170 165 200 225	06/08→06/09 06/08→06/15 06/08→04/11 06/08→06/15	➔	09/08→		03.0137-4007.2 654007	Ø 180 x 25 - HEB / + Zub
 <b>Seilzug, Feststellbremse</b>							
200 (204.934) 200 CDI (204.901) 200 CDI (204.901) 250 (204.936) 250 4-matic (204.937) 250 CDI 4-matic (204.982, 204.904) 300 4-matic 300 4-matic (204.981) 350 (204.956) 350 CDI 4-matic (204.992) 350 CDI 4-matic (204.992) ↓	135 100 105 155 155 150 185 170 200 165 170	08/13→06/15 12/13→06/15 07/10→06/15 08/13→06/15 08/13→06/15 09/09→06/15 09/09→06/15 07/09→04/11 04/09→06/15 07/09→01/10 02/10→05/10	➔	☐; für Linkslenker; Scheibenbremse	1	24.3727-0481.2 580481	L= 1.140
			➔	☐; für Linkslenker; Scheibenbremse	1	24.3727-0480.2 580480	L= 2.057
			➔	☐; für Linkslenker; Scheibenbremse	2	24.3727-0482.2 580482	L= 744

	kW				!#		
<b>MERCEDES-BENZ - GLK-KLASSE (X204) 06/08→</b>							
 <b>Seilzug, Feststellbremse</b>							
350 CDI 4-matic (204.993)	195	07/12→06/15		☐; für Linkslenker; Scheibenbremse	1	24.3727-0481.2 580481	L= 1.140
			←	☐; für Linkslenker; Scheibenbremse	1	24.3727-0480.2 580480	L= 2.057
			→	☐; für Linkslenker; Scheibenbremse	2	24.3727-0482.2 580482	L= 744
220 CDI (204.902)	120	12/08→06/15		☐; 04/09→; für Linkslenker; Scheibenbremse	1	24.3727-0481.2 580481	L= 1.140
220 CDI (204.902)	125	12/08→06/15					
220 CDI 4-matic (204.984, 204.997)	125	12/08→06/15	←	☐; 04/09→; für Linkslenker; Scheibenbremse	1	24.3727-0480.2 580480	L= 2.057
220 CDI 4-matic (204.984)	120	12/08→06/15	→	☐; 04/09→; für Linkslenker; Scheibenbremse	2	24.3727-0482.2 580482	L= 744
280 4-matic (204.981)	170	06/08→06/09		☐; 09/08→; für Linkslenker; Scheibenbremse	1	24.3727-0481.2 580481	L= 1.140
320 CDI 4-matic (204.983)	165	06/08→06/15					
350 4-matic (204.987)	200	06/08→04/11	←	☐; 09/08→; für Linkslenker; Scheibenbremse	1	24.3727-0480.2 580480	L= 2.057
350 4-matic (204.988)	225	06/08→06/15	→	☐; 09/08→; für Linkslenker; Scheibenbremse	2	24.3727-0482.2 580482	L= 744
<b>MERCEDES-BENZ - GL-KLASSE (X164) 09/06→</b>							
 <b>Bremsbackensatz, Feststellbremse</b>							
GL 320 CDI / 350 BlueTEC 4-matic (164.824, 164.825)	155	12/09→	→	→ 06/12		03.0137-0451.2 650451	Ø 210 x 30
GL 350 CDI 4-matic (164.822)	165	05/09→					
GL 350 CDI 4-matic (164.823)	195	10/10→					
GL 450 4-matic (164.871)	250	09/06→					
GL 450 CDI 4-matic (164.828)	225	05/09→					
GL 500 4-matic (164.886)	285	09/06→					
GL 320 CDI 4-matic (164.822)	165	09/06→05/09	→			03.0137-0451.2 650451	Ø 210 x 30
GL 420 CDI 4-matic (164.828)	225	09/06→05/09					
<b>Zubehörsatz, Feststellbremsbacken</b>							
GL 320 CDI / 350 BlueTEC 4-matic (164.824, 164.825)	155	12/09→	→	→ 06/12		03.0137-9288.2 669288	
GL 350 CDI 4-matic (164.822)	165	05/09→					
GL 350 CDI 4-matic (164.823)	195	10/10→					
GL 450 4-matic (164.871)	250	09/06→					
GL 450 CDI 4-matic (164.828)	225	05/09→					
GL 500 4-matic (164.886)	285	09/06→					
GL 320 CDI 4-matic (164.822)	165	09/06→05/09	→			03.0137-9288.2 669288	
GL 420 CDI 4-matic (164.828)	225	09/06→05/09					
<b>MERCEDES-BENZ - M-KLASSE (W163) 02/98→06/05</b>							
 <b>Bremsbackensatz, Feststellbremse</b>							
ML 230 (163.136)	110	02/98→06/05	→	03/98→		03.0137-4014.2 654014	Ø 183 x 31 + Zub
ML 320 (163.154)	160	02/98→08/02					
ML 270 CDI (163.113)	120	12/99→06/05	→			03.0137-4014.2 654014	Ø 183 x 31 + Zub
ML 350	173	02/03→06/05					
ML 400 CDI (163.128)	184	09/01→06/05					
ML 500 (163.175)	215	09/01→06/05					
ML 55 AMG (163.174)	255	02/00→06/05					
ML 350 (163.157)	180	08/02→06/05	→	09/02→		03.0137-4014.2 654014	Ø 183 x 31 + Zub
ML 430 (163.172)	200	02/98→06/05	→	09/98→		03.0137-4014.2 654014	Ø 183 x 31 + Zub
<b>Zubehörsatz, Feststellbremsbacken</b>							
ML 230 (163.136)	110	02/98→06/05	→	03/98→		03.0137-9269.2 669269	
ML 320 (163.154)	160	02/98→08/02					
ML 270 CDI (163.113)	120	12/99→06/05	→			03.0137-9269.2 669269	
ML 350	173	02/03→06/05					
ML 400 CDI (163.128)	184	09/01→06/05					
ML 500 (163.175)	215	09/01→06/05					
ML 55 AMG (163.174)	255	02/00→06/05					
↓							







	kW					!#		
<b>MERCEDES-BENZ - M-KLASSE (W163) 02/98→06/05</b>								
<b>Zubehörsatz, Feststellbremsbacken</b>								
ML 350 (163.157)	180	08/02→06/05	➡	09/02→			03.0137-9269.2 669269	
ML 430 (163.172)	200	02/98→06/05	➡	09/98→			03.0137-9269.2 669269	
<b> Seilzug, Feststellbremse</b>								
ML 230 (163.136)	110	02/98→06/05	➡	<input type="checkbox"/> ; 03/98→; Scheibenbremse			24.3727-0432.2 580432	L= 2.025
ML 320 (163.154)	160	02/98→08/02	➡	<input type="checkbox"/> ; 03/98→; Scheibenbremse			24.3727-0437.2 580437	L= 1.932
ML 270 CDI (163.113)	120	12/99→06/05	➡	<input type="checkbox"/> ; Scheibenbremse			24.3727-0432.2 580432	L= 2.025
ML 350	173	02/03→06/05						
ML 400 CDI (163.128)	184	09/01→06/05	➡	<input type="checkbox"/> ; Scheibenbremse			24.3727-0437.2 580437	L= 1.932
ML 500 (163.175)	215	09/01→06/05						
ML 55 AMG (163.174)	255	02/00→06/05						
ML 350 (163.157)	180	08/02→06/05	➡	<input type="checkbox"/> ; 09/02→; Scheibenbremse			24.3727-0432.2 580432	L= 2.025
			➡	<input type="checkbox"/> ; 09/02→; Scheibenbremse			24.3727-0437.2 580437	L= 1.932
ML 430 (163.172)	200	02/98→06/05	➡	<input type="checkbox"/> ; 09/98→; Scheibenbremse			24.3727-0432.2 580432	L= 2.025
			➡	<input type="checkbox"/> ; 09/98→; Scheibenbremse			24.3727-0437.2 580437	L= 1.932
<b>MERCEDES-BENZ - M-KLASSE (W164) 02/05→12/12</b>								
<b> Bremsbackensatz, Feststellbremse</b>								
ML 280 CDI 4-matic (164.120)	140	07/05→07/09	➡				03.0137-0451.2 650451	Ø 210 x 30
ML 320 CDI 4-matic (164.122)	155	07/05→07/11						
ML 320 CDI 4-matic (164.122)	165	07/05→07/09						
ML 300 4-matic (164.182)	170	03/10→	➡	→ 05/11			03.0137-0451.2 650451	Ø 210 x 30
ML 300 CDI 4-matic (164.120)	140	07/09→12/11						
ML 300 CDI 4-matic (164.121)	150	02/10→12/11						
ML 350 4-matic (164.186)	200	02/05→12/11						
ML 350 CDI 4-matic (164.122)	165	07/09→12/11						
ML 350 CDI 4-matic (164.125)	155	09/09→12/11						
ML 350 CDI 4-matic (164.125)	170	02/10→12/11						
ML 450 CDI 4-matic (164.128)	225	09/09→12/11						
ML 500 4-matic (164.172)	285	12/07→12/11						
ML 500 4-matic (164.175)	225	07/05→12/11						
ML 63 AMG 4-matic (164.177)	375	01/06→12/11						
ML 420 CDI 4-matic (164.128)	225	02/06→09/09	➡	04/06→			03.0137-0451.2 650451	Ø 210 x 30
<b>Zubehörsatz, Feststellbremsbacken</b>								
ML 280 CDI 4-matic (164.120)	140	07/05→07/09	➡				03.0137-9288.2 669288	
ML 320 CDI 4-matic (164.122)	155	07/05→07/11						
ML 320 CDI 4-matic (164.122)	165	07/05→07/09						
ML 300 4-matic (164.182)	170	03/10→	➡	→ 05/11			03.0137-9288.2 669288	
ML 300 CDI 4-matic (164.120)	140	07/09→12/11						
ML 300 CDI 4-matic (164.121)	150	02/10→12/11						
ML 350 4-matic (164.186)	200	02/05→12/11						
ML 350 CDI 4-matic (164.122)	165	07/09→12/11						
ML 350 CDI 4-matic (164.125)	155	09/09→12/11						
ML 350 CDI 4-matic (164.125)	170	02/10→12/11						
ML 450 CDI 4-matic (164.128)	225	09/09→12/11						
ML 500 4-matic (164.172)	285	12/07→12/11						
ML 500 4-matic (164.175)	225	07/05→12/11						
↓								










	kW					! #		
<b>MERCEDES-BENZ - M-KLASSE (W164) 02/05→12/12</b>								
<b>Zubehörsatz, Feststellbremsbacken</b>								
ML 63 AMG 4-matic (164.177)	375	01/06→12/11	➔		→ 05/11		03.0137-9288.2 669288	
ML 420 CDI 4-matic (164.128)	225	02/06→09/09	➔		04/06→		03.0137-9288.2 669288	
<b>MERCEDES-BENZ - R-KLASSE (W251, V251) 01/05→</b>								
<b> Bremsbackensatz, Feststellbremse</b>								
R 280 (251.054, 251.154)	170	01/07→	➔				03.0137-0451.2 650451	Ø 210 x 30
R 280 CDI (251.121, 251.026, 251.126)	140	05/06→						
R 280 CDI 4-matic (251.020)	140	05/06→						
R 300 (251.054, 251.154)	170	07/09→						
R 300 CDI (251.021, 251.121, 251.026, 251.126)	140	07/09→						
R 300 CDI 4-matic (251.020)	140	07/09→						
R 320 CDI 4-matic (251.022, 251.122)	165	01/06→						
R 320 CDI 4-matic (251.125)	155	01/06→						
R 350 (251.056, 251.156)	200	01/07→						
R 350 4-matic (251.065, 251.165)	200	01/06→						
R 350 CDI 4-matic (251.022, 251.122)	165	07/09→						
R 350 CDI 4-matic (251.023, 251.123)	195	08/10→						
R 350 CGI 4-matic (251.057, 251.157)	225	01/06→						
R 500 4-matic (251.072, 251.172)	285	01/07→						
R 500 4-matic (251.075, 251.175)	225	01/06→						
R 63 AMG 4-matic (251.077, 251.177)	375	02/06→						
R 350 CDI 4-matic (251.124, 251.125)	155	01/06→	➔		05/09→		03.0137-0451.2 650451	Ø 210 x 30
<b>Zubehörsatz, Feststellbremsbacken</b>								
R 280 (251.054, 251.154)	170	01/07→	➔				03.0137-9288.2 669288	
R 280 CDI (251.121, 251.026, 251.126)	140	05/06→						
R 280 CDI 4-matic (251.020)	140	05/06→						
R 300 (251.054, 251.154)	170	07/09→						
R 300 CDI (251.021, 251.121, 251.026, 251.126)	140	07/09→						
R 300 CDI 4-matic (251.020)	140	07/09→						
R 320 CDI 4-matic (251.022, 251.122)	165	01/06→						
R 320 CDI 4-matic (251.125)	155	01/06→						
R 350 (251.056, 251.156)	200	01/07→						
R 350 4-matic (251.065, 251.165)	200	01/06→						
R 350 CDI 4-matic (251.022, 251.122)	165	07/09→						
R 350 CDI 4-matic (251.023, 251.123)	195	08/10→						
R 350 CGI 4-matic (251.057, 251.157)	225	01/06→						
R 500 4-matic (251.072, 251.172)	285	01/07→						
R 500 4-matic (251.075, 251.175)	225	01/06→						
R 63 AMG 4-matic (251.077, 251.177)	375	02/06→						
R 350 CDI 4-matic (251.124, 251.125)	155	01/06→	➔		05/09→		03.0137-9288.2 669288	












	kw				!#		
<b>MERCEDES-BENZ - S-KLASSE (W140) 02/91→10/98</b>							
<b> Bremsbackensatz, Feststellbremse</b>							
300 SE, SEL/S320 (140.032, 140.033)	170	03/91→10/98	➡	04/91→ 06/93		<b>03.0137-0244.2 650244</b>	Ø 164 x 25 + Zub
400 SE, SEL/S420 (140.042, 140.043)	210	02/91→10/98	➡	07/93→		<b>03.0137-0244.2 650244</b>	Ø 164 x 25 + Zub
500 SE, SEL (140.050, 140.051)	240	02/91→10/98					
300 SE 2.8 (140.028)	145	01/93→10/98	➡	07/93→		<b>03.0137-0244.2 650244</b>	Ø 164 x 25 + Zub
S 280 (140.028)	142	02/93→10/98	➡	→ 06/93		<b>03.0137-0244.2 650244</b>	Ø 164 x 25 + Zub
S 300 Turbo-D (140.135)	130	05/96→10/98	➡			<b>03.0137-0244.2 650244</b>	Ø 164 x 25 + Zub
S 350 Turbo-D (140.134)	110	01/93→10/98	➡	07/93→ 06/96		<b>03.0137-0244.2 650244</b>	Ø 164 x 25 + Zub
			➡	03/93→ 06/93		<b>03.0137-0244.2 650244</b>	Ø 164 x 25 + Zub
S 420 (140.042)	205	01/93→10/98	➡	07/93→		<b>03.0137-0244.2 650244</b>	Ø 164 x 25 + Zub
S 500 (140.050, 140.051)	235	01/93→10/98					
S 600 (140.056, 140.057)	290	01/93→10/98					
<b> Seilzug, Feststellbremse</b>							
300 SE, SEL/S320 (140.032, 140.033)	170	03/91→10/98	←	⬆; 07/93→; für Linkslenker; Radstand [mm]: 3.040; Scheibenbremse	1	<b>24.3727-0462.2 580462</b>	L= 2.622
400 SE, SEL/S420 (140.042, 140.043)	210	02/91→10/98	←	⬆; 04/91→ 06/93; für Linkslenker; Scheibenbremse	1	<b>24.3727-0462.2 580462</b>	L= 2.622
500 SE, SEL (140.050, 140.051)	240	02/91→10/98	➡	☐; 04/91→ 06/93; Scheibenbremse		<b>24.3727-0455.2 580455</b>	L= 1.109
			➡	☐; 07/93→; Radstand [mm]: 3.040; Scheibenbremse		<b>24.3727-0455.2 580455</b>	L= 1.109
			➡	☐; 07/93→; Radstand [mm]: 3.140; Scheibenbremse		<b>24.3727-0455.2 580455</b>	L= 1.109
			➡	☐; 07/93→; Radstand [mm]: 3.040; Scheibenbremse		<b>24.3727-0456.2 580456</b>	L= 1.134
			➡	☐; 04/91→ 06/93; Scheibenbremse		<b>24.3727-0456.2 580456</b>	L= 1.134
			➡	☐; 07/93→; Radstand [mm]: 3.140; Scheibenbremse		<b>24.3727-0456.2 580456</b>	L= 1.134
300 SE 2.8 (140.028)	145	01/93→10/98	←	⬆; → 06/93; für Linkslenker; Scheibenbremse	1	<b>24.3727-0462.2 580462</b>	L= 2.622
S 280 (140.028)	142	02/93→10/98	←	⬆; 07/93→; für Linkslenker; Scheibenbremse	1	<b>24.3727-0462.2 580462</b>	L= 2.622
			➡	☐; 07/93→; Scheibenbremse		<b>24.3727-0455.2 580455</b>	L= 1.109
			➡	☐; → 06/93; Scheibenbremse		<b>24.3727-0455.2 580455</b>	L= 1.109
			➡	☐; 07/93→; Scheibenbremse		<b>24.3727-0456.2 580456</b>	L= 1.134
			➡	☐; → 06/93; Scheibenbremse		<b>24.3727-0456.2 580456</b>	L= 1.134
S 300 Turbo-D (140.135)	130	05/96→10/98	←	⬆; für Linkslenker; Scheibenbremse	1	<b>24.3727-0462.2 580462</b>	L= 2.622
			➡	☐; Scheibenbremse		<b>24.3727-0455.2 580455</b>	L= 1.109
			➡	☐; Scheibenbremse		<b>24.3727-0456.2 580456</b>	L= 1.134
S 350 Turbo-D (140.134)	110	01/93→10/98	←	⬆; 07/93→ 06/96; für Linkslenker; Scheibenbremse	1	<b>24.3727-0462.2 580462</b>	L= 2.622
			←	⬆; 03/93→ 06/93; für Linkslenker; Scheibenbremse	1	<b>24.3727-0462.2 580462</b>	L= 2.622
			➡	☐; 03/93→ 06/93; Scheibenbremse		<b>24.3727-0455.2 580455</b>	L= 1.109
			➡	☐; 07/93→ 06/96; Scheibenbremse		<b>24.3727-0455.2 580455</b>	L= 1.109
			➡	☐; 03/93→ 06/93; Scheibenbremse		<b>24.3727-0456.2 580456</b>	L= 1.134
			➡	☐; 07/93→ 06/96; Scheibenbremse		<b>24.3727-0456.2 580456</b>	L= 1.134
S 420 (140.042)	205	01/93→10/98	←	⬆; 07/93→; für Linkslenker; Radstand [mm]: 3.040; Scheibenbremse	1	<b>24.3727-0462.2 580462</b>	L= 2.622
S 500 (140.050, 140.051)	235	01/93→10/98					
S 600 (140.056, 140.057)	290	01/93→10/98	➡	☐; 07/93→; Radstand [mm]: 3.040; Scheibenbremse		<b>24.3727-0455.2 580455</b>	L= 1.109
			➡	☐; 07/93→; Radstand [mm]: 3.140; Scheibenbremse		<b>24.3727-0455.2 580455</b>	L= 1.109
			➡	☐; 07/93→; Radstand [mm]: 3.040; Scheibenbremse		<b>24.3727-0456.2 580456</b>	L= 1.134
			➡	☐; 07/93→; Radstand [mm]: 3.140; Scheibenbremse		<b>24.3727-0456.2 580456</b>	L= 1.134
<b>MERCEDES-BENZ - S-KLASSE (W220) 10/98→08/05</b>							
<b> Bremsbackensatz, Feststellbremse</b>							
S 280 (220.063, 220.163)	150	10/98→08/05		11/98→		<b>03.0137-4016.2 654016</b>	Ø 180 x 25 - HEB / + Zub











	kW				!#		
<b>MERCEDES-BENZ - S-KLASSE (W220) 10/98→08/05</b>							
<b> Bremsbackensatz, Feststellbremse</b>							
S 320 (220.065, 220.165)	165	10/98→08/05		11/98→		<b>03.0137-4016.2 654016</b>	Ø 180 x 25 - HEB / + Zub
S 430 (220.070, 220.170)	205	10/98→08/05					
S 320 CDI (220.025, 220.125)	150	09/02→08/05				<b>03.0137-4016.2 654016</b>	Ø 180 x 25 - HEB / + Zub
S 320 CDI (220.026, 220.126)	145	08/99→09/02					
S 350 (220.067, 220.167)	180	09/02→08/05					
S 350 4-matic (220.087, 220.187)	180	06/03→08/05					
S 400 CDI (220.028, 220.128)	191	06/03→08/05					
S 430 4-matic (220.083, 220.183)	205	09/02→08/05					
S 500 4-matic (220.084, 220.184)	225	09/02→08/05					
S 55 AMG (220.073, 220.173)	265	04/99→08/05					
S 55 AMG Kompressor (220.074, 220.174)	368	06/02→08/05					
S 400 CDI (220.028, 220.128)	184	06/00→08/05		08/00→		<b>03.0137-4016.2 654016</b>	Ø 180 x 25 - HEB / + Zub
S 500 (220.075, 220.175, 220.875)	220	10/98→12/03		11/98→; nicht für gepanzerte Fahrzeuge		<b>03.0137-4016.2 654016</b>	Ø 180 x 25 - HEB / + Zub
S 500 (220.075, 220.175, 220.875)	225	10/98→08/05					
S 600 (220.176)	368	09/02→08/05		nicht für gepanzerte Fahrzeuge		<b>03.0137-4016.2 654016</b>	Ø 180 x 25 - HEB / + Zub
S 600 (220.878, 220.178)	270	01/00→08/05					
<b>Zubehörsatz, Feststellbremsbacken</b>							
S 280 (220.063, 220.163)	150	10/98→08/05	➡	11/98→		<b>03.0137-9297.2 669297</b>	
S 320 (220.065, 220.165)	165	10/98→08/05					
S 430 (220.070, 220.170)	205	10/98→08/05					
S 320 CDI (220.025, 220.125)	150	09/02→08/05	➡			<b>03.0137-9297.2 669297</b>	
S 320 CDI (220.026, 220.126)	145	08/99→09/02					
S 350 (220.067, 220.167)	180	09/02→08/05					
S 350 4-matic (220.087, 220.187)	180	06/03→08/05					
S 400 CDI (220.028, 220.128)	191	06/03→08/05					
S 430 4-matic (220.083, 220.183)	205	09/02→08/05					
S 500 4-matic (220.084, 220.184)	225	09/02→08/05					
S 55 AMG (220.073, 220.173)	265	04/99→08/05					
S 55 AMG Kompressor (220.074, 220.174)	368	06/02→08/05					
S 400 CDI (220.028, 220.128)	184	06/00→08/05	➡	08/00→		<b>03.0137-9297.2 669297</b>	
S 500 (220.075, 220.175, 220.875)	220	10/98→12/03	➡	11/98→; nicht für gepanzerte Fahrzeuge		<b>03.0137-9297.2 669297</b>	
S 500 (220.075, 220.175, 220.875)	225	10/98→08/05					
S 600 (220.176)	368	09/02→08/05	➡	nicht für gepanzerte Fahrzeuge		<b>03.0137-9297.2 669297</b>	
S 600 (220.878, 220.178)	270	01/00→08/05					
<b> Seilzug, Feststellbremse</b>							
S 280 (220.063, 220.163)	150	10/98→08/05	➡	☐; 11/98→; Scheibenbremse		<b>24.3727-0457.2 580457</b>	L= 980
			➡	☐; 11/98→; Scheibenbremse		<b>24.3727-0458.2 580458</b>	L= 990
S 320 (220.065, 220.165)	165	10/98→08/05	⬅	⬆; 11/98→; für Linkslenker; Radstand [mm]: 3.085; Scheibenbremse	1	<b>24.3727-0466.2 580466</b>	L= 2.937
S 430 (220.070, 220.170)	205	10/98→08/05	➡	☐; 11/98→; Radstand [mm]: 2.965; Scheibenbremse		<b>24.3727-0457.2 580457</b>	L= 980
S 500 (220.075, 220.175, 220.875)	220	10/98→12/03	➡	☐; 11/98→; Radstand [mm]: 3.085; Scheibenbremse		<b>24.3727-0457.2 580457</b>	L= 980
S 500 (220.075, 220.175, 220.875)	225	10/98→08/05	➡	☐; 11/98→; Radstand [mm]: 2.965; Scheibenbremse		<b>24.3727-0458.2 580458</b>	L= 990
↓							














	kw				!#		
<b>MERCEDES-BENZ - S-KLASSE (W220) 10/98→08/05</b>							
<b>Seilzug, Feststellbremse</b>							
S 320 (220.065, 220.165)	165	10/98→08/05	➔	☐; 11/98→; Radstand [mm]: 3.085; Scheibenbremse		24.3727-0458.2 580458	L= 990
S 430 (220.070, 220.170)	205	10/98→08/05					
S 500 (220.075, 220.175, 220.875)	220	10/98→12/03					
S 500 (220.075, 220.175, 220.875)	225	10/98→08/05					
S 320 CDI (220.025, 220.125)	150	09/02→08/05	➔	☐; für Linkslenker; Scheibenbremse		24.3727-0457.2 580457	L= 980
			➔	☐; für Linkslenker; Scheibenbremse		24.3727-0458.2 580458	L= 990
S 320 CDI (220.026, 220.126)	145	08/99→09/02	➔	☐; für Linkslenker; Radstand [mm]: 3.085; Scheibenbremse	1	24.3727-0466.2 580466	L= 2.937
			➔	☐; Radstand [mm]: 2.965; Scheibenbremse		24.3727-0457.2 580457	L= 980
			➔	☐; 08/00→; Radstand [mm]: 3.085; Scheibenbremse		24.3727-0457.2 580457	L= 980
			➔	☐; 08/00→; Radstand [mm]: 3.085; Scheibenbremse		24.3727-0458.2 580458	L= 990
			➔	☐; Radstand [mm]: 2.965; Scheibenbremse		24.3727-0458.2 580458	L= 990
S 350 (220.067, 220.167)	180	09/02→08/05	➔	☐; für Linkslenker; Radstand [mm]: 3.085; Scheibenbremse	1	24.3727-0466.2 580466	L= 2.937
			➔	☐; Radstand [mm]: 3.085; Scheibenbremse		24.3727-0457.2 580457	L= 980
			➔	☐; Radstand [mm]: 3.085; Scheibenbremse		24.3727-0458.2 580458	L= 990
S 350 4-matic (220.087, 220.187)	180	06/03→08/05	➔	☐; für Linkslenker; Radstand [mm]: 3.085; Scheibenbremse	1	24.3727-0466.2 580466	L= 2.937
S 430 4-matic (220.083, 220.183)	205	09/02→08/05	➔	☐; Radstand [mm]: 2.965; Scheibenbremse		24.3727-0457.2 580457	L= 980
S 500 4-matic (220.084, 220.184)	225	09/02→08/05	➔	☐; Radstand [mm]: 3.085; Scheibenbremse		24.3727-0457.2 580457	L= 980
			➔	☐; Radstand [mm]: 2.965; Scheibenbremse		24.3727-0458.2 580458	L= 990
			➔	☐; Radstand [mm]: 3.085; Scheibenbremse		24.3727-0458.2 580458	L= 990
S 400 CDI (220.028, 220.128)	184	06/00→08/05	➔	☐; 08/00→; für Linkslenker; Radstand [mm]: 3.085; Scheibenbremse	1	24.3727-0466.2 580466	L= 2.937
			➔	☐; 08/00→; für Rechtslenker; Radstand [mm]: 2.965; Scheibenbremse		24.3727-0457.2 580457	L= 980
			➔	☐; 08/00→; Radstand [mm]: 3.085; Scheibenbremse		24.3727-0457.2 580457	L= 980
			➔	☐; 08/00→; für Linkslenker; Radstand [mm]: 2.965; Scheibenbremse		24.3727-0457.2 580457	L= 980
			➔	☐; 08/00→; Radstand [mm]: 3.085; Scheibenbremse		24.3727-0458.2 580458	L= 990
			➔	☐; 08/00→; für Rechtslenker; Radstand [mm]: 2.965; Scheibenbremse		24.3727-0458.2 580458	L= 990
			➔	☐; 08/00→; für Linkslenker; Radstand [mm]: 2.965; Scheibenbremse		24.3727-0458.2 580458	L= 990
S 400 CDI (220.028, 220.128)	191	06/03→08/05	➔	☐; für Linkslenker; Radstand [mm]: 3.085; Scheibenbremse	1	24.3727-0466.2 580466	L= 2.937
			➔	☐; für Linkslenker; Radstand [mm]: 2.965; Scheibenbremse		24.3727-0457.2 580457	L= 980
			➔	☐; für Rechtslenker; Radstand [mm]: 2.965; Scheibenbremse		24.3727-0457.2 580457	L= 980
			➔	☐; Radstand [mm]: 3.085; Scheibenbremse		24.3727-0457.2 580457	L= 980
			➔	☐; für Rechtslenker; Radstand [mm]: 2.965; Scheibenbremse		24.3727-0458.2 580458	L= 990
			➔	☐; Radstand [mm]: 3.085; Scheibenbremse		24.3727-0458.2 580458	L= 990
			➔	☐; für Linkslenker; Radstand [mm]: 2.965; Scheibenbremse		24.3727-0458.2 580458	L= 990
S 55 AMG (220.073, 220.173)	265	04/99→08/05	➔	☐; für Linkslenker; Radstand [mm]: 3.085; Scheibenbremse	1	24.3727-0466.2 580466	L= 2.937
			➔	☐; für Linkslenker; Radstand [mm]: 3.085; Scheibenbremse		24.3727-0457.2 580457	L= 980
			➔	☐; Radstand [mm]: 2.965; Scheibenbremse		24.3727-0457.2 580457	L= 980
			➔	☐; für Rechtslenker; Scheibenbremse		24.3727-0457.2 580457	L= 980
			➔	☐; für Rechtslenker; Scheibenbremse		24.3727-0458.2 580458	L= 990

	kW				!#		
<b>MERCEDES-BENZ - S-KLASSE (W220) 10/98→08/05</b>							
 <b>Seilzug, Feststellbremse</b>							
S 55 AMG (220.073, 220.173)	265	04/99→08/05	➡	☐; für Linkslenker; Radstand [mm]: 3.085; Scheibenbremse		24.3727-0458.2 580458	L= 990
			➡	☐; Radstand [mm]: 2.965; Scheibenbremse		24.3727-0458.2 580458	L= 990
S 55 AMG Kompressor (220.074, 220.174)	368	06/02→08/05	⬅	⬆; für Linkslenker; Radstand [mm]: 3.085; Scheibenbremse	1	24.3727-0466.2 580466	L= 2.937
S 600 (220.176)	368	09/02→08/05	⬅	⬆; für Linkslenker; Scheibenbremse	1	24.3727-0466.2 580466	L= 2.937
S 600 (220.878, 220.178)	270	01/00→08/05	➡	☐; Scheibenbremse		24.3727-0457.2 580457	L= 980
			➡	☐; Scheibenbremse		24.3727-0458.2 580458	L= 990
S 63 AMG	326	09/01→08/05	⬅	⬆; für Linkslenker; Scheibenbremse	1	24.3727-0466.2 580466	L= 2.937
S 65 AMG (220.179)	450	03/04→08/05					
<b>MERCEDES-BENZ - S-KLASSE (W221) 09/05→12/13</b>							
 <b>Bremsbackensatz, Feststellbremse</b>							
S 250 CDI (221.003, 221.103)	150	01/11→12/13		→ 05/13		03.0137-4006.2 654006	Ø 180 x 25 - HEB / + Zub
S 280 (221.054)	170	08/06→12/13					
S 300 (221.054, 221.154)	170	08/06→12/13					
S 320 CDI 4-matic (221.080, 221.180)	173	10/06→12/13					
S 350 4-matic (221.087, 221.187)	200	02/08→12/13					
S 350 BlueTec (221.026, 221.126)	190	04/11→12/13					
S 350 BlueTEC 4-matic (221.083, 221.183)	190	04/11→12/13					
S 350 CDI	173	06/09→12/13					
S 350 CGI (221.057, 221.157)	225	04/11→12/13					
S 350 CGI 4-matic (221.082, 221.182)	225	04/11→12/13					
S 500 CGI (221.073, 221.173)	320	04/11→12/13					
S 500 CGI 4-matic (221.094, 221.194)	320	03/11→12/13					
S 320 CDI	155	10/05→12/13		12/05→ 05/13		03.0137-4006.2 654006	Ø 180 x 25 - HEB / + Zub
S 350 (221.056, 221.156)	200	10/05→12/13					
S 500 (221.071, 221.171)	285	10/05→12/13					
S 320 CDI (221.022, 221.122)	173	12/05→06/09				03.0137-4006.2 654006	Ø 180 x 25 - HEB / + Zub
S 420 CDI (221.028, 221.128)	235	10/06→12/09					
S 450 CDI (221.028, 221.128)	235	01/09→12/13					
S 320 CDI 4-matic (221.080, 221.180)	155	10/05→12/13	➡			03.0137-4006.2 654006	Ø 180 x 25 - HEB / + Zub
S 350 CDI 4-matic (221.080, 221.081)	155	01/09→12/10					
S 400 Hybrid (221.095, 221.195)	205	01/09→12/13		06/09→ 05/13		03.0137-4006.2 654006	Ø 180 x 25 - HEB / + Zub
S 450 (221.070, 221.170)	250	12/05→12/13		04/06→ 05/13		03.0137-4006.2 654006	Ø 180 x 25 - HEB / + Zub
S 450 4-matic (221.084, 221.184)	250	12/05→12/13					
S 500 4-matic (221.086, 221.186)	285	10/05→12/13					
S 600 (221.176)	380	12/05→12/13		→ 05/13; nicht für gepanzerte Fahrzeuge		03.0137-4006.2 654006	Ø 180 x 25 - HEB / + Zub
S 63 AMG (221.074, 221.174)	400	03/11→12/13					
S 63 AMG (221.074, 221.174)	420	02/12→12/13					
S 65 AMG (221.179)	463	04/11→12/13					
S 63 AMG (221.077, 221.177)	386	10/06→12/13		01/07→ 05/13; nicht für gepanzerte Fahrzeuge		03.0137-4006.2 654006	Ø 180 x 25 - HEB / + Zub
S 65 AMG (221.179)	450	12/05→12/13		04/06→ 05/13; nicht für gepanzerte Fahrzeuge		03.0137-4006.2 654006	Ø 180 x 25 - HEB / + Zub
<b>MERCEDES-BENZ - S-KLASSE Coupe (C140) 07/92→02/99</b>							
 <b>Bremsbackensatz, Feststellbremse</b>							
CL 500	225	09/96→12/97	➡			03.0137-0244.2 650244	Ø 164 x 25 + Zub
SEC/CL 420 (140.063)	205	10/94→02/99	➡	→ 05/96		03.0137-0244.2 650244	Ø 164 x 25 + Zub
			➡	06/96→		03.0137-0244.2 650244	Ø 164 x 25 + Zub
↓							












	kw				!#		
<b>MERCEDES-BENZ - S-KLASSE Coupe (C140) 07/92→02/99</b>							
 <b>Bremsbackensatz, Feststellbremse</b>							
SEC/CL 500 (140.070)	235	10/92→02/99	➔	06/96→		03.0137-0244.2 650244	Ø 164 x 25 + Zub
SEC/CL 600 (140.076)	290	09/92→02/99	➔	07/93→ 05/96		03.0137-0244.2 650244	Ø 164 x 25 + Zub
			➔	→ 06/93		03.0137-0244.2 650244	Ø 164 x 25 + Zub
 <b>Seilzug, Feststellbremse</b>							
CL 500	225	09/96→12/97	←	⬆; für Linkslenker; Scheibenbremse	1	24.3727-0462.2 580462	L= 2.622
			➔	⬇; Scheibenbremse		24.3727-0455.2 580455	L= 1.109
			➔	⬇; Scheibenbremse		24.3727-0456.2 580456	L= 1.134
SEC/CL 420 (140.063)	205	10/94→02/99	←	⬆; → 05/96; für Linkslenker; Scheibenbremse	1	24.3727-0462.2 580462	L= 2.622
			←	⬆; 06/96→; für Linkslenker; Scheibenbremse	1	24.3727-0462.2 580462	L= 2.622
			➔	⬇; 06/96→; Scheibenbremse		24.3727-0455.2 580455	L= 1.109
			➔	⬇; → 05/96; Scheibenbremse		24.3727-0455.2 580455	L= 1.109
			➔	⬇; 06/96→; Scheibenbremse		24.3727-0456.2 580456	L= 1.134
			➔	⬇; → 05/96; Scheibenbremse		24.3727-0456.2 580456	L= 1.134
SEC/CL 500 (140.070)	235	10/92→02/99	←	⬆; 07/93→ 05/96; für Linkslenker; Scheibenbremse	1	24.3727-0462.2 580462	L= 2.622
SEC/CL 600 (140.076)	290	09/92→02/99	←	⬆; → 06/93; für Linkslenker; Scheibenbremse	1	24.3727-0462.2 580462	L= 2.622
			←	⬆; 06/96→; für Linkslenker; Scheibenbremse	1	24.3727-0462.2 580462	L= 2.622
			➔	⬇; 06/96→; Scheibenbremse		24.3727-0455.2 580455	L= 1.109
			➔	⬇; 07/93→ 05/96; Scheibenbremse		24.3727-0455.2 580455	L= 1.109
			➔	⬇; → 06/93; Scheibenbremse		24.3727-0455.2 580455	L= 1.109
			➔	⬇; → 06/93; Scheibenbremse		24.3727-0456.2 580456	L= 1.134
			➔	⬇; 06/96→; Scheibenbremse		24.3727-0456.2 580456	L= 1.134
			➔	⬇; 07/93→ 05/96; Scheibenbremse		24.3727-0456.2 580456	L= 1.134
<b>MERCEDES-BENZ - S-KLASSE Coupe (C215) 03/99→12/06</b>							
 <b>Bremsbackensatz, Feststellbremse</b>							
CL 500 (215.375)	225	03/99→03/06				03.0137-4016.2 654016	Ø 180 x 25 - HEB / + Zub
CL 55 AMG (215.373)	265	10/99→03/06					
CL 55 AMG Kompressor (215.374)	368	06/02→03/06					
CL 600 (215.376)	368	09/02→03/06					
CL 600 (215.378)	270	03/99→03/06					
<b>Zubehörsatz, Feststellbremsbacken</b>							
CL 500 (215.375)	225	03/99→03/06	➔			03.0137-9297.2 669297	
CL 55 AMG (215.373)	265	10/99→03/06					
CL 55 AMG Kompressor (215.374)	368	06/02→03/06					
CL 600 (215.376)	368	09/02→03/06					
CL 600 (215.378)	270	03/99→03/06					
 <b>Seilzug, Feststellbremse</b>							
CL 500 (215.375)	225	03/99→03/06	←	⬆; für Linkslenker; Scheibenbremse	1	24.3727-0461.2 580461	L= 2.742
CL 55 AMG (215.373)	265	10/99→03/06	➔	⬇; Scheibenbremse		24.3727-0457.2 580457	L= 980
CL 600 (215.376)	368	09/02→03/06					
CL 600 (215.378)	270	03/99→03/06	➔	⬇; Scheibenbremse		24.3727-0458.2 580458	L= 990
CL 55 AMG Kompressor (215.374)	368	06/02→03/06	←	⬆; für Linkslenker; Scheibenbremse	1	24.3727-0461.2 580461	L= 2.742
CL 65 AMG (215.379)	450	09/03→03/06					
<b>MERCEDES-BENZ - S-KLASSE Coupe (C216) 05/06→12/13</b>							
 <b>Bremsbackensatz, Feststellbremse</b>							
CL 500 (216.371)	285	06/06→12/13	➔	07/06→		03.0137-4006.2 654006	Ø 180 x 25 - HEB / + Zub
CL 600 (216.376)	380	05/06→12/13					
CL 500 (216.373)	320	02/11→12/13	➔			03.0137-4006.2 654006	Ø 180 x 25 - HEB / + Zub
CL 500 4-matic (216.394)	320	02/11→12/13					
CL 63 AMG (216.374)	400	02/11→12/13					
CL 63 AMG (216.374)	420	01/10→12/13					
CL 65 AMG (216.379)	463	02/11→12/13					
CL 500 4-matic (216.386)	285	02/08→12/13	➔	03/08→		03.0137-4006.2 654006	Ø 180 x 25 - HEB / + Zub
CL 63 AMG (216.377)	386	10/06→12/13	➔	01/07→		03.0137-4006.2 654006	Ø 180 x 25 - HEB / + Zub
CL 65 AMG (216.379)	450	10/06→12/10					

	kw					!#		
<b>MERCEDES-BENZ - SL (R129) 03/89→12/01</b>								
 <b>Bremsbackensatz, Feststellbremse</b>								
280 (129.058)	142	08/93→10/01	➡	→ 09/01			<b>03.0137-0170.2 650170</b>	Ø 164 x 20 + Zub
280 (129.059)	150	05/98→10/01						
320 (129.063)	170	09/93→10/01						
320 (129.064)	165	05/98→10/01						
500 (129.068)	225	05/98→10/01						
55 AMG	260	03/00→10/01						
60 AMG (129.067)	280	05/97→10/01						
SL 73 AMG (129.076)	386	01/99→12/01						
500 (129.067)	235	09/92→10/01	➡	08/93→ 09/01			<b>03.0137-0170.2 650170</b>	Ø 164 x 20 + Zub
600 (129.076)	290	07/92→10/01	➡	08/93→ 09/01			<b>03.0137-0170.2 650170</b>	Ø 164 x 20 + Zub
			➡	→ 07/93			<b>03.0137-0170.2 650170</b>	Ø 164 x 20 + Zub
 <b>Seilzug, Feststellbremse</b>								
280 (129.058)	142	08/93→10/01	←	☒; → 09/01; für Linkslenker; Scheibenbremse	1	<b>24.3727-0464.2 580464</b>		L= 2.297
280 (129.059)	150	05/98→10/01						
320 (129.063)	170	09/93→10/01	➡	☐; → 09/01; Scheibenbremse		<b>24.3727-0468.2 580468</b>		L= 1.044
320 (129.064)	165	05/98→10/01						
500 (129.068)	225	05/98→10/01	➡	☒; → 09/01; Scheibenbremse		<b>24.3727-0469.2 580469</b>		L= 1.014
55 AMG	260	03/00→10/01						
60 AMG (129.067)	280	05/97→10/01						
SL 73 AMG (129.076)	386	01/99→12/01						
500 (129.067)	235	09/92→10/01	←	☒; 08/93→ 09/01; für Linkslenker; Scheibenbremse	1	<b>24.3727-0464.2 580464</b>		L= 2.297
			➡	☐; 08/93→ 09/01; Scheibenbremse		<b>24.3727-0468.2 580468</b>		L= 1.044
			➡	☒; 08/93→ 09/01; Scheibenbremse		<b>24.3727-0469.2 580469</b>		L= 1.014
600 (129.076)	290	07/92→10/01	←	☒; 08/93→ 09/01; für Linkslenker; Scheibenbremse	1	<b>24.3727-0464.2 580464</b>		L= 2.297
			←	☒; → 07/93; für Linkslenker; Scheibenbremse	1	<b>24.3727-0464.2 580464</b>		L= 2.297
			➡	☐; 08/93→ 09/01; Scheibenbremse		<b>24.3727-0468.2 580468</b>		L= 1.044
			➡	☐; → 07/93; Scheibenbremse		<b>24.3727-0468.2 580468</b>		L= 1.044
			➡	☒; 08/93→ 09/01; Scheibenbremse		<b>24.3727-0469.2 580469</b>		L= 1.014
			➡	☒; → 07/93; Scheibenbremse		<b>24.3727-0469.2 580469</b>		L= 1.014
<b>MERCEDES-BENZ - SL (R230) 10/01→01/12</b>								
 <b>Bremsbackensatz, Feststellbremse</b>								
280 (230.454)	170	03/08→01/12		→ 11/11			<b>03.0137-4017.2 654017</b>	Ø 180 x 25 + Zub
300 (230.454)	170	04/09→01/12						
350 (230.456)	200	03/06→01/12						
350 (230.458)	232	04/08→01/12						
350 (230.467)	180	03/03→01/12						
500 (230.471)	285	03/06→01/12						
500 (230.475)	225	10/01→01/12						
55 AMG (230.472)	380	03/06→01/12						
55 AMG Kompressor (230.474)	368	06/02→01/12						
600 (230.476)	368	04/03→01/12						
600 (230.477)	380	03/06→01/12						
63 AMG (230.470)	386	03/08→01/12						
65 AMG (230.479)	450	03/04→01/12						
65 AMG Black Series (230.479)	493	07/08→01/12						
55 AMG (230.474)	350	10/01→06/02					<b>03.0137-4017.2 654017</b>	Ø 180 x 25 + Zub
<b>Zubehörsatz, Feststellbremsbacken</b>								
280 (230.454)	170	03/08→01/12	➡	→ 11/11			<b>03.0137-9297.2 669297</b>	
300 (230.454)	170	04/09→01/12						
350 (230.456)	200	03/06→01/12						
350 (230.458)	232	04/08→01/12						
350 (230.467)	180	03/03→01/12						
500 (230.471)	285	03/06→01/12						
500 (230.475)	225	10/01→01/12						
55 AMG (230.472)	380	03/06→01/12						
55 AMG Kompressor (230.474)	368	06/02→01/12						
600 (230.476)	368	04/03→01/12						
600 (230.477)	380	03/06→01/12						
63 AMG (230.470)	386	03/08→01/12						
65 AMG (230.479)	450	03/04→01/12						
65 AMG Black Series (230.479)	493	07/08→01/12						
55 AMG (230.474)	350	10/01→06/02	➡				<b>03.0137-9297.2 669297</b>	























	kW					#		
<b>MERCEDES-BENZ - SLK (R170) 04/96→04/04</b>								
 <b>Bremsbackensatz, Feststellbremse</b>								
200 (170.435)	100	09/96→03/00	➔				<b>03.0137-0170.2 650170</b>	Ø 164 x 20 + Zub
200 Kompressor (170.445)	141	10/96→03/00						
230 Kompressor (170.447)	142	09/96→03/00						
200 Kompressor (170.444)	120	03/00→04/04	➔	→ 03/04			<b>03.0137-0170.2 650170</b>	Ø 164 x 20 + Zub
230 Kompressor (170.449)	145	03/00→04/04						
32 AMG Kompressor (170.466)	260	03/01→04/04						
320 (170.465)	160	03/00→04/04	➔	04/00→ 03/04			<b>03.0137-0170.2 650170</b>	Ø 164 x 20 + Zub
 <b>Seilzug, Feststellbremse</b>								
200 (170.435)	100	09/96→03/00	➔	☐; Scheibenbremse			<b>24.3727-0433.2 580433</b>	L= 1.005
200 Kompressor (170.445)	141	10/96→03/00						
230 Kompressor (170.447)	142	09/96→03/00						
200 Kompressor (170.444)	120	03/00→04/04	➔	☐; → 03/04; Scheibenbremse			<b>24.3727-0433.2 580433</b>	L= 1.005
230 Kompressor (170.449)	145	03/00→04/04						
32 AMG Kompressor (170.466)	260	03/01→04/04						
320 (170.465)	160	03/00→04/04	➔	☐; 04/00→ 03/04; Scheibenbremse			<b>24.3727-0433.2 580433</b>	L= 1.005
<b>MERCEDES-BENZ - SLK (R171) 03/04→12/11</b>								
 <b>Bremsbackensatz, Feststellbremse</b>								
200 Kompressor (171.442)	120	03/04→02/11	➔	→ 01/11			<b>03.0137-4013.2 654013</b>	Ø 164 x 20 + Zub
200 Kompressor (171.445)	135	01/08→02/11						
300 (171.454)	170	04/09→02/11						
350 (171.456)	200	06/04→02/11						
350 (171.458)	224	01/08→02/11						
55 AMG (171.473)	265	06/04→02/11						
55 AMG (171.473)	294	06/06→02/11						
280 (171.454)	170	01/05→02/11	➔	04/05→ 01/11			<b>03.0137-4013.2 654013</b>	Ø 164 x 20 + Zub
<b>Zubehörsatz, Feststellbremsbacken</b>								
200 Kompressor (171.442)	120	03/04→02/11	➔	→ 01/11			<b>03.0137-9248.2 669248</b>	
200 Kompressor (171.445)	135	01/08→02/11						
300 (171.454)	170	04/09→02/11						
350 (171.456)	200	06/04→02/11						
350 (171.458)	224	01/08→02/11						
55 AMG (171.473)	265	06/04→02/11						
55 AMG (171.473)	294	06/06→02/11						
280 (171.454)	170	01/05→02/11	➔	04/05→ 01/11			<b>03.0137-9248.2 669248</b>	
<b>MERCEDES-BENZ - SPRINTER 2-t Bus (901, 902) 01/95→05/06</b>								
 <b>Bremsbackensatz, Feststellbremse</b>								
208 CDI	60	04/00→05/06	➔				<b>03.0137-0397.2 650397</b>	Ø 160 x 40
208 D	58	02/95→04/00					<b>03.0137-4001.2 654001</b>	Ø 160 x 40 + Zub
210 D	75	03/97→04/00						
211 CDI	80	04/00→05/06						
212 D	90	02/95→04/00						
213 CDI	95	04/00→05/06						
214 (902.071, 902.072, 902.671, 902.672)	105	02/95→05/06						
214 NGT	95	02/95→05/06						
216 CDI	115	04/00→05/06						
<b>Zubehörsatz, Feststellbremsbacken</b>								
208 CDI	60	04/00→05/06	➔				<b>03.0137-9255.2 669255</b>	
208 D	58	02/95→04/00						
210 D	75	03/97→04/00						
211 CDI	80	04/00→05/06						
212 D	90	02/95→04/00						
213 CDI	95	04/00→05/06						
214 (902.071, 902.072, 902.671, 902.672)	105	02/95→05/06						
214 NGT	95	02/95→05/06						
216 CDI	115	04/00→05/06						
↓								



	kw					!#		
<b>MERCEDES-BENZ - SPRINTER 2-t Bus (901, 902) 01/95→05/06</b>								
 <b>Seilzug, Feststellbremse</b>								
208 CDI	60	04/00→05/06	←	↑	Scheibenbremse	1	24.3727-0441.2 580441	L= 2.460
208 D	58	02/95→04/00	←	↑	Radstand [mm]: 3.000;	1	24.3727-0442.2 580442	L= 1.435
210 D	75	03/97→04/00	←		für Fahrzeuge ohne Drehsitz;			
211 CDI	80	04/00→05/06	←		Scheibenbremse			
212 D	90	02/95→04/00	←	↑	Radstand [mm]: 3.550;	1	24.3727-0443.2 580443	L= 1.990
213 CDI	95	04/00→05/06	←		für Fahrzeuge ohne Drehsitz;			
214 (902.071, 902.072, 902.671, 902.672)	105	02/95→05/06	←		Scheibenbremse			
214 NGT	95	02/95→05/06	←	↑	Radstand [mm]: 3.550;	1	24.3727-0444.2 580444	L= 1.970
216 CDI	115	04/00→05/06	←		für Fahrzeuge mit Drehsitz;			
			←	↑	Radstand [mm]: 3.000;	1	24.3727-0445.2 580445	L= 1.415
			→	↓	Komponentennummer: 504013/01;	2	24.3727-0438.2 580438	L= 1.513
			→	↓	Komponentennummer: 504013/04;	2	24.3727-0463.2 580463	L= 1.545
					Scheibenbremse			
<b>MERCEDES-BENZ - SPRINTER 2-t Kasten (901, 902) 01/95→05/06</b>								
 <b>Bremsbackensatz, Feststellbremse</b>								
208 CDI	60	04/00→05/06	→				03.0137-0397.2 650397	Ø 160 x 40
208 D	58	02/95→04/00	→				03.0137-4001.2 654001	Ø 160 x 40 + Zub
208 D	60	10/96→04/00	→					
210 D	75	01/97→04/00	→					
211 CDI	80	04/00→05/06	→					
212 D	90	02/95→04/00	→					
213 CDI	95	04/00→05/06	→					
214	105	02/95→05/06	→					
214 NGT	95	02/95→05/06	→					
216 CDI	115	04/00→05/06	→					
<b>Zubehörsatz, Feststellbremsbacken</b>								
208 CDI	60	04/00→05/06	→				03.0137-9255.2 669255	
208 D	58	02/95→04/00	→					
208 D	60	10/96→04/00	→					
210 D	75	01/97→04/00	→					
211 CDI	80	04/00→05/06	→					
212 D	90	02/95→04/00	→					
213 CDI	95	04/00→05/06	→					
214	105	02/95→05/06	→					
214 NGT	95	02/95→05/06	→					
216 CDI	115	04/00→05/06	→					
 <b>Seilzug, Feststellbremse</b>								
208 CDI	60	04/00→05/06	←	↑	Scheibenbremse	1	24.3727-0441.2 580441	L= 2.460
208 D	58	02/95→04/00	←	↑	Radstand [mm]: 3.000;	1	24.3727-0442.2 580442	L= 1.435
208 D	60	10/96→04/00	←		für Fahrzeuge ohne Drehsitz;			
210 D	75	01/97→04/00	←		Scheibenbremse			
211 CDI	80	04/00→05/06	←	↑	Radstand [mm]: 3.550;	1	24.3727-0443.2 580443	L= 1.990
212 D	90	02/95→04/00	←		für Fahrzeuge ohne Drehsitz;			
213 CDI	95	04/00→05/06	←		Scheibenbremse			
214	105	02/95→05/06	←	↑	Radstand [mm]: 3.550;	1	24.3727-0444.2 580444	L= 1.970
214 NGT	95	02/95→05/06	←		für Fahrzeuge mit Drehsitz;			
216 CDI	115	04/00→05/06	←		Scheibenbremse			
			←	↑	Radstand [mm]: 3.000;	1	24.3727-0445.2 580445	L= 1.415
			→	↓	Komponentennummer: 504013/01;	2	24.3727-0438.2 580438	L= 1.513
			→	↓	Komponentennummer: 504013/04;	2	24.3727-0463.2 580463	L= 1.545
					Scheibenbremse			
<b>MERCEDES-BENZ - SPRINTER 2-t Pritsche/Fahrgestell (901, 902) 01/95→05/06</b>								
 <b>Bremsbackensatz, Feststellbremse</b>								
208 CDI	60	04/00→05/06	→				03.0137-0397.2 650397	Ø 160 x 40
208 D	60	09/96→04/00	→				03.0137-4001.2 654001	Ø 160 x 40 + Zub
210 D	75	01/97→04/00	→					
211 CDI	80	04/00→05/06	→					
212 D	90	02/95→04/00	→					
213 CDI	95	04/00→05/06	→					
214 (902.011, 902.012, 902.611, 902.612)	105	02/95→05/06	→					
214 NGT	95	02/95→05/06	→					
216 CDI	115	04/00→05/06	→					
208 D	58	01/95→04/00	→	02/95→			03.0137-0397.2 650397	Ø 160 x 40
↓								



	kw					#		
<b>MERCEDES-BENZ - SPRINTER 2-t Pritsche/Fahrgestell (901, 902) 01/95→05/06</b>								
 <b>Bremsbackensatz, Feststellbremse</b>								
208 D	58	01/95→04/00	➔	02/95→			<b>03.0137-4001.2 654001</b>	Ø 160 x 40 + Zub
<b>Zubehörsatz, Feststellbremsbacken</b>								
208 CDI	60	04/00→05/06	➔				<b>03.0137-9255.2 669255</b>	
208 D	60	09/96→04/00						
210 D	75	01/97→04/00						
211 CDI	80	04/00→05/06						
212 D	90	02/95→04/00						
213 CDI	95	04/00→05/06						
214 (902.011, 902.012, 902.611, 902.612)	105	02/95→05/06						
214 NGT	95	02/95→05/06						
216 CDI	115	04/00→05/06						
208 D	58	01/95→04/00	➔	02/95→			<b>03.0137-9255.2 669255</b>	
 <b>Seilzug, Feststellbremse</b>								
208 CDI	60	04/00→05/06	←	⬆️; Scheibenbremse	1	<b>24.3727-0441.2 580441</b>		L= 2.460
208 D	60	09/96→04/00	←	⬆️; Radstand [mm]: 3.000;	1	<b>24.3727-0442.2 580442</b>		L= 1.435
210 D	75	01/97→04/00	←	für Fahrzeuge ohne Drehsitz;				
211 CDI	80	04/00→05/06	←	Scheibenbremse				
212 D	90	02/95→04/00	←	⬆️; Radstand [mm]: 3.550;	1	<b>24.3727-0443.2 580443</b>		L= 1.990
213 CDI	95	04/00→05/06	←	für Fahrzeuge ohne Drehsitz;				
214 (902.011, 902.012, 902.611, 902.612)	105	02/95→05/06	←	Scheibenbremse				
214 NGT	95	02/95→05/06	←	⬆️; Radstand [mm]: 3.550;	1	<b>24.3727-0444.2 580444</b>		L= 1.970
216 CDI	115	04/00→05/06	←	für Fahrzeuge mit Drehsitz;				
			←	Scheibenbremse				
			➔	⬇️; Komponentennummer: 504013/01;	2	<b>24.3727-0438.2 580438</b>		L= 1.513
			➔	Scheibenbremse				
			➔	⬇️; Komponentennummer: 504013/04;	2	<b>24.3727-0463.2 580463</b>		L= 1.545
			➔	Scheibenbremse				
208 D	58	01/95→04/00	←	⬆️; 02/95→; Scheibenbremse	1	<b>24.3727-0441.2 580441</b>		L= 2.460
			←	⬆️; 02/95→; Radstand [mm]: 3.000;	1	<b>24.3727-0442.2 580442</b>		L= 1.435
			←	für Fahrzeuge ohne Drehsitz;				
			←	Scheibenbremse				
			←	⬆️; 02/95→; Radstand [mm]: 3.550;	1	<b>24.3727-0443.2 580443</b>		L= 1.990
			←	für Fahrzeuge ohne Drehsitz;				
			←	Scheibenbremse				
			←	⬆️; 02/95→; Radstand [mm]: 3.550;	1	<b>24.3727-0444.2 580444</b>		L= 1.970
			←	für Fahrzeuge mit Drehsitz;				
			←	Scheibenbremse				
			←	⬆️; 02/95→; Radstand [mm]: 3.000;	1	<b>24.3727-0445.2 580445</b>		L= 1.415
			←	für Fahrzeuge mit Drehsitz;				
			←	Scheibenbremse				
			➔	⬇️; 02/95→;	2	<b>24.3727-0438.2 580438</b>		L= 1.513
			➔	Komponentennummer: 504013/01;				
			➔	Scheibenbremse				
			➔	⬇️; 02/95→;	2	<b>24.3727-0463.2 580463</b>		L= 1.545
			➔	Komponentennummer: 504013/04;				
			➔	Scheibenbremse				
<b>MERCEDES-BENZ - SPRINTER 3,5-t Bus (906) 06/06→</b>								
 <b>Bremsbackensatz, Feststellbremse</b>								
310 CDI (906.731, 906.733, 906.735)	70	03/09→12/13	➔				<b>03.0137-4003.2 654003</b>	Ø 180 x 25 + Zub
311 CDI (906.731, 906.733, 906.735)	80	06/06→12/09						
311 CDI (906.731, 906.733, 906.735)	84	05/16→						
311 CDI 4x4 (906.731, 906.733, 906.735)	80	02/08→12/09						
313 CDI (906.731, 906.733, 906.735)	95	08/11→05/16						
313 CDI 4x4 (906.731, 906.733, 906.735)	95	08/11→05/16						
314 CDI (906.731, 906.733, 906.735)	105	05/16→						
314 CDI 4x4 (906.731, 906.733, 906.735)	105	05/16→						
315 CDI (906.731, 906.733, 906.735)	110	06/06→12/09						
315 CDI 4x4 (906.731, 906.733, 906.735)	110	02/08→12/09						
316 (906.733, 906.735)	115	09/08→						

	kW					! #		
<b>MERCEDES-BENZ - SPRINTER 3,5-t Bus (906) 06/06→</b>								
 <b>Bremsbackensatz, Feststellbremse</b>								
316 CDI (906.731, 906.733, 906.735)	120	08/11→	→				<b>03.0137-4003.2 654003</b>	∅ 180 x 25 + Zub
316 CDI 4x4 (906.731, 906.733, 906.735)	120	08/11→						
316 LGT	115	09/08→						
316 NGT (906.733, 906.735)	115	09/08→						
318 CDI (906.731, 906.733, 906.735)	135	02/08→12/09						
318 CDI 4x4 (906.731, 906.733, 906.735)	135	02/08→12/09						
319 CDI / BlueTEC (906.731, 906.733, 906.735)	140	03/09→						
319 CDI / BlueTEC 4x4 (906.731, 906.733, 906.735)	140	03/09→						
324 (906.733, 906.735)	190	06/06→12/13						
 <b>Seilzug, Feststellbremse</b>								
310 CDI (906.731, 906.733, 906.735)	70	03/09→12/13	←	↑; Scheibenbremse	1	<b>24.3727-0472.2 580472</b>		L= 1.468
311 CDI (906.731, 906.733, 906.735)	80	06/06→12/09	→	↓; Scheibenbremse	2	<b>24.3727-0473.2 580473</b>		L= 1.706
311 CDI (906.731, 906.733, 906.735)	84	05/16→						
311 CDI 4x4 (906.731, 906.733, 906.735)	80	02/08→12/09						
313 CDI (906.731, 906.733, 906.735)	95	08/11→05/16						
313 CDI 4x4 (906.731, 906.733, 906.735)	95	08/11→05/16						
314 CDI (906.731, 906.733, 906.735)	105	05/16→						
314 CDI 4x4 (906.731, 906.733, 906.735)	105	05/16→						
315 CDI (906.731, 906.733, 906.735)	110	06/06→12/09						
315 CDI 4x4 (906.731, 906.733, 906.735)	110	02/08→12/09						
316 (906.733, 906.735)	115	09/08→						
316 CDI (906.731, 906.733, 906.735)	120	08/11→						
316 CDI 4x4 (906.731, 906.733, 906.735)	120	08/11→						
316 LGT	115	09/08→						
316 NGT (906.733, 906.735)	115	09/08→						
318 CDI (906.731, 906.733, 906.735)	135	02/08→12/09						
318 CDI 4x4 (906.731, 906.733, 906.735)	135	02/08→12/09						
319 CDI / BlueTEC (906.731, 906.733, 906.735)	140	03/09→						
319 CDI / BlueTEC 4x4 (906.731, 906.733, 906.735)	140	03/09→						
324 (906.733, 906.735)	190	06/06→12/13						
<b>MERCEDES-BENZ - SPRINTER 3,5-t Kasten (906) 06/06→</b>								
 <b>Bremsbackensatz, Feststellbremse</b>								
309 CDI (906.631, 906.633, 906.635, 906.637)	65	06/06→12/09	→				<b>03.0137-4003.2 654003</b>	∅ 180 x 25 + Zub
310 CDI (906.631, 906.633, 906.635, 906.637)	70	03/09→						
311 CDI (906.631, 906.633, 906.635, 906.637)	80	06/06→12/09						
311 CDI (906.631, 906.633, 906.635, 906.637)	84	05/16→						
311 CDI 4x4 (906.631, 906.633, 906.635, 906.637)	80	02/08→12/09						
313 CDI (906.631, 906.633, 906.635, 906.637)	95	06/06→						



**MERCEDES-BENZ - SPRINTER 3,5-t Kasten (906) 06/06→**


**Bremsbackensatz, Feststellbremse**

313 CDI (906.631, 906.633, 906.635, 906.637)	95	05/09→	➔		<b>03.0137-4003.2</b>	<b>654003</b>	Ø 180 x 25 + Zub
313 CDI 4x4 (906.631, 906.633, 906.635, 906.637)	95	05/09→					
314 CDI (906.631, 906.633, 906.635, 906.637)	105	05/16→					
314 CDI 4x4 (906.631, 906.633, 906.635, 906.637)	105	05/16→					
315 CDI (906.631, 906.633, 906.635, 906.637)	110	06/06→12/09					
315 CDI 4x4 (906.631, 906.633, 906.635, 906.637)	110	02/08→12/09					
316 (906.635, 906.633)	115	09/08→					
316 CDI (906.631, 906.633, 906.635, 906.637)	120	03/09→					
316 CDI 4x4 (906.631, 906.633, 906.635, 906.637)	120	03/09→					
316 LGT (906.633, 906.635)	115	09/08→					
316 NGT (906.633, 906.635)	115	09/08→					
318 CDI (906.631, 906.633, 906.635, 906.637)	135	06/06→12/09					
318 CDI 4x4 (906.631, 906.633, 906.635, 906.637)	135	02/08→12/09					
319 CDI / BlueTEC (906.631, 906.633, 906.635, 906.637)	140	03/09→					
319 CDI / BlueTEC 4x4 (906.631, 906.633, 906.635, ...)	140	03/09→					
324 (906.633, 906.635, 906.637)	190	06/06→12/13					

**Seilzug, Feststellbremse**


309 CDI (906.631, 906.633, 906.635, 906.637)	65	06/06→12/09	←	☒; Scheibenbremse	1	<b>24.3727-0472.2</b>	<b>580472</b>	L= 1.468
			➔	☒; Scheibenbremse	2	<b>24.3727-0473.2</b>	<b>580473</b>	L= 1.706
310 CDI (906.631, 906.633, 906.635, 906.637)	70	03/09→						
311 CDI (906.631, 906.633, 906.635, 906.637)	80	06/06→12/09						
311 CDI (906.631, 906.633, 906.635, 906.637)	84	05/16→						
311 CDI 4x4 (906.631, 906.633, 906.635, 906.637)	80	02/08→12/09						
313 CDI (906.631, 906.633, 906.635, 906.637)	95	06/06→						
313 CDI (906.631, 906.633, 906.635, 906.637)	95	05/09→						
313 CDI 4x4 (906.631, 906.633, 906.635, 906.637)	95	05/09→						
314 CDI (906.631, 906.633, 906.635, 906.637)	105	05/16→						
314 CDI 4x4 (906.631, 906.633, 906.635, 906.637)	105	05/16→						
315 CDI (906.631, 906.633, 906.635, 906.637)	110	06/06→12/09						
315 CDI 4x4 (906.631, 906.633, 906.635, 906.637)	110	02/08→12/09						
316 (906.635, 906.633)	115	09/08→						
↓								

**MERCEDES-BENZ - SPRINTER 3,5-t Kasten (906) 06/06→**










 **Seilzug, Feststellbremse**

316 CDI (906.631, 906.633, 906.635, 906.637)	120	03/09→		↑; Scheibenbremse	1	24.3727-0472.2	580472	L= 1.468
			←					
			→	↓; Scheibenbremse	2	24.3727-0473.2	580473	L= 1.706
316 CDI 4x4 (906.631, 906.633, 906.635, 906.637)	120	03/09→						
316 LGT (906.633, 906.635)	115	09/08→						
316 NGT (906.633, 906.635)	115	09/08→						
318 CDI (906.631, 906.633, 906.635, 906.637)	135	06/06→12/09						
318 CDI 4x4 (906.631, 906.633, 906.635, 906.637)	135	02/08→12/09						
319 CDI / BlueTEC (906.631, 906.633, 906.635, 906.637)	140	03/09→						
319 CDI / BlueTEC 4x4 (906.631, 906.633, 906.635, ...)	140	03/09→						
324 (906.633, 906.635, 906.637)	190	06/06→12/13						


**MERCEDES-BENZ - SPRINTER 3,5-t Pritsche/Fahrgestell (906) 06/06→**

 **Bremsbackensatz, Feststellbremse**

309 CDI (906.131, 906.133, 906.135, 906.231, 906.233, ...)	65	06/06→12/09				03.0137-4003.2	654003	Ø 180 x 25 + Zub
310 CDI (906.131, 906.133, 906.135, 906.231, 906.233, ...)	70	03/09→05/16						
311 CDI (906.131, 906.133, 906.135, 906.231, 906.233, ...)	80	06/06→12/09						
311 CDI (906.131, 906.133, 906.135, 906.231, 906.233, ...)	84	05/16→						
311 CDI 4x4 (906.131, 906.133, 906.135, 906.231, 906.233, ...)	80	02/08→12/09						
313 CDI (906.131, 906.133, 906.135, 906.231, 906.233, ...)	95	06/06→05/16						
313 CDI 4x4 (906.131, 906.133, 906.135, 906.231, 906.233, ...)	95	06/06→05/16						
314 CDI (906.131, 906.133, 906.135, 906.231, 906.233, ...)	105	05/16→						
314 CDI 4x4 (906.131, 906.133, 906.135, 906.231, 906.233, ...)	105	05/16→						
315 CDI (906.131, 906.133, 906.135, 906.231, 906.233, ...)	110	06/06→12/09						
315 CDI 4x4 (906.131, 906.133, 906.135, 906.231, 906.233, ...)	110	02/08→12/09						
316 (906.133, 906.135, 906.233, 906.235)	115	09/08→						
316 CDI (906.131, 906.133, 906.135, 906.231, 906.233, ...)	120	03/09→						
316 CDI 4x4 (906.131, 906.133, 906.135, 906.231, 906.233, ...)	120	03/09→						
316 LGT (906.133, 906.135, 906.233, 906.235)	115	09/08→						
316 NGT (906.133, 906.135, 906.233, 906.235)	115	09/08→						
318 CDI (906.131, 906.133, 906.135, 906.231, 906.233, ...)	135	06/06→12/09						
318 CDI 4x4 (906.131, 906.133, 906.135, 906.231, 906.233, ...)	135	02/08→12/09						

	kW				! #		
<b>MERCEDES-BENZ - SPRINTER 3,5-t Pritsche/Fahrgestell (906) 06/06→</b>							
 <b>Bremsbackensatz, Feststellbremse</b>							
319 CDI / BlueTEC (906.131, 906.133, 906.135, 906.231,....	140	03/09→	➔			<b>03.0137-4003.2 654003</b>	Ø 180 x 25 + Zub
319 CDI / BlueTEC 4x4 (906.131, 906.133, 906.135,....	140	05/11→					
324 (906.133, 906.135, 906.233, 906.235)	190	06/06→12/13					
 <b>Seilzug, Feststellbremse</b>							
309 CDI (906.131, 906.133, 906.135, 906.231, 906.233,....	65	06/06→12/09	←	⬆; Scheibenbremse	1	<b>24.3727-0472.2 580472</b>	L= 1.468
310 CDI (906.131, 906.133, 906.135, 906.231, 906.233,....	70	03/09→05/16	➔	⬇; Scheibenbremse	2	<b>24.3727-0473.2 580473</b>	L= 1.706
311 CDI (906.131, 906.133, 906.135, 906.231, 906.233,....	80	06/06→12/09					
311 CDI (906.131, 906.133, 906.135, 906.231, 906.233,....	84	05/16→					
311 CDI 4x4 (906.131, 906.133, 906.135, 906.231, 906.233,....	80	02/08→12/09					
313 CDI (906.131, 906.133, 906.135, 906.231, 906.233,....	95	06/06→05/16					
313 CDI 4x4 (906.131, 906.133, 906.135, 906.231, 906.233,....	95	06/06→05/16					
314 CDI (906.131, 906.133, 906.135, 906.231, 906.233,....	105	05/16→					
314 CDI 4x4 (906.131, 906.133, 906.135, 906.231, 906.233,....	105	05/16→					
315 CDI (906.131, 906.133, 906.135, 906.231, 906.233,....	110	06/06→12/09					
315 CDI 4x4 (906.131, 906.133, 906.135, 906.231, 906.233,....	110	02/08→12/09					
316 (906.133, 906.135, 906.233, 906.235)	115	09/08→					
316 CDI (906.131, 906.133, 906.135, 906.231, 906.233,....	120	03/09→					
316 CDI 4x4 (906.131, 906.133, 906.135, 906.231, 906.233,....	120	03/09→					
316 LGT (906.133, 906.135, 906.233, 906.235)	115	09/08→					
316 NGT (906.133, 906.135, 906.233, 906.235)	115	09/08→					
318 CDI (906.131, 906.133, 906.135, 906.231, 906.233,....	135	06/06→12/09					
318 CDI 4x4 (906.131, 906.133, 906.135, 906.231, 906.233,....	135	02/08→12/09					
319 CDI / BlueTEC (906.131, 906.133, 906.135, 906.231,....	140	03/09→					
319 CDI / BlueTEC 4x4 (906.131, 906.133, 906.135,....	140	05/11→					
324 (906.133, 906.135, 906.233, 906.235)	190	06/06→12/13					
<b>MERCEDES-BENZ - SPRINTER 3-t Bus (903) 01/95→05/06</b>							
 <b>Bremsbackensatz, Feststellbremse</b>							
308 CDI	60	04/00→05/06	➔			<b>03.0137-0397.2 650397</b>	Ø 160 x 40
308 D	58	02/95→04/00				<b>03.0137-4001.2 654001</b>	Ø 160 x 40 + Zub
308 D (903.371, 903.372, 903.373)	60	03/97→04/00					
310 D (903.371, 903.372, 903.373)	75	01/97→12/99					
310 D 4x4	75	05/97→08/02					
311 CDI	80	04/00→05/06					
↓							


**MERCEDES-BENZ - SPRINTER 3-t Bus (903) 01/95→05/06**

 **Bremsbackensatz, Feststellbremse**

311 CDI 4x4	80	08/02→05/06	➔					Ø 160 x 40
312 D 2.9	90	02/95→04/00						
312 D 2.9 4x4	90	05/97→08/02						Ø 160 x 40 + Zub
313 CDI	95	04/00→05/06						
313 CDI 4x4	95	08/02→05/06						
314 (903.071, 903.072, 903.073, 903.671, 903.672,....	105	02/95→05/06						
314 4x4	105	08/02→05/06						
314 NGT	95	02/95→05/06						
316 CDI	115	04/00→05/06						
316 CDI 4x4	115	08/02→05/06						


**Zubehörsatz, Feststellbremsbacken**

308 CDI	60	04/00→05/06	➔					
308 D	58	02/95→04/00						
308 D (903.371, 903.372, 903.373)	60	03/97→04/00						
310 D (903.371, 903.372, 903.373)	75	01/97→12/99						
310 D 4x4	75	05/97→08/02						
311 CDI	80	04/00→05/06						
311 CDI 4x4	80	08/02→05/06						
312 D 2.9	90	02/95→04/00						
312 D 2.9 4x4	90	05/97→08/02						
313 CDI	95	04/00→05/06						
313 CDI 4x4	95	08/02→05/06						
314 (903.071, 903.072, 903.073, 903.671, 903.672,....	105	02/95→05/06						
314 4x4	105	08/02→05/06						
314 NGT	95	02/95→05/06						
316 CDI	115	04/00→05/06						
316 CDI 4x4	115	08/02→05/06						


 **Seilzug, Feststellbremse**

308 CDI	60	04/00→05/06	←	☒; Radstand [mm]: 4.025; Scheibenbremse	1	24.3727-0441.2 580441		L= 2.460
308 D	58	02/95→04/00						
308 D (903.371, 903.372, 903.373)	60	03/97→04/00						
310 D (903.371, 903.372, 903.373)	75	01/97→12/99						
310 D 4x4	75	05/97→08/02						
311 CDI	80	04/00→05/06						
311 CDI 4x4	80	08/02→05/06						
312 D 2.9	90	02/95→04/00						
312 D 2.9 4x4	90	05/97→08/02						
313 CDI	95	04/00→05/06						
313 CDI 4x4	95	08/02→05/06						
314 (903.071, 903.072, 903.073, 903.671, 903.672,....	105	02/95→05/06						
314 4x4	105	08/02→05/06						
314 NGT	95	02/95→05/06						
316 CDI	115	04/00→05/06						
316 CDI 4x4	115	08/02→05/06						

**MERCEDES-BENZ - SPRINTER 3-t Bus (906) 06/06→**












 **Bremsbackensatz, Feststellbremse**











210 CDI (906.711, 906.713)	70	03/09→12/13	➔					Ø 180 x 25 + Zub
211 CDI (906.711, 906.713)	80	06/06→12/09						
211 CDI (906.711, 906.713)	84	04/16→						
213 CDI (906.711, 906.713)	95	06/06→05/16						
214 CDI (906.711, 906.713)	105	04/16→						
215 CDI (906.711, 906.713)	110	06/06→12/09						
216 (906.713)	115	09/08→						
224 (906.713)	190	06/06→12/13						
216 CDI (906.711, 906.713)	120	06/06→	➔	03/09→				Ø 180 x 25 + Zub

 **Seilzug, Feststellbremse**










210 CDI (906.711, 906.713)	70	03/09→12/13	←	☒; Scheibenbremse	1	24.3727-0472.2 580472		L= 1.468
211 CDI (906.711, 906.713)	80	06/06→12/09	➔	☒; Scheibenbremse	2	24.3727-0473.2 580473		L= 1.706













	kw					!#		
<b>MERCEDES-BENZ - SPRINTER 3-t Bus (906) 06/06→</b>								
 <b>Seilzug, Feststellbremse</b>								
211 CDI (906.711, 906.713)	84	04/16→	←	↑; Scheibenbremse	1	24.3727-0472.2	580472	L= 1.468
213 CDI (906.711, 906.713)	95	06/06→05/16	→	↓; Scheibenbremse	2	24.3727-0473.2	580473	L= 1.706
214 CDI (906.711, 906.713)	105	04/16→						
215 CDI (906.711, 906.713)	110	06/06→12/09						
216 (906.713)	115	09/08→						
224 (906.713)	190	06/06→12/13						
216 CDI (906.711, 906.713)	120	06/06→	←	↑; 03/09→; Scheibenbremse	1	24.3727-0472.2	580472	L= 1.468
			→	↓; 03/09→; Scheibenbremse	2	24.3727-0473.2	580473	L= 1.706
<b>MERCEDES-BENZ - SPRINTER 3-t Kasten (903) 01/95→05/06</b>								
 <b>Bremsbackensatz, Feststellbremse</b>								
308 CDI	60	04/00→05/06	→			03.0137-0397.2	650397	Ø 160 x 40
308 D 2.3	58	02/95→04/00				03.0137-4001.2	654001	Ø 160 x 40 + Zub
308 D 2.3	60	02/95→04/00						
310 D 2.9	75	02/95→04/00						
311 CDI	80	04/00→05/06						
311 CDI 4x4	80	08/02→05/06						
312 D 2.9	90	02/95→04/00						
312 D 2.9 4x4	90	05/97→08/02						
313 CDI	95	04/00→05/06						
313 CDI 4x4	95	08/02→05/06						
314	105	02/95→05/06						
314 4x4	105	08/02→05/06						
314 NGT (903.661)	95	02/95→05/06						
316 CDI	115	04/00→05/06						
316 CDI 4x4	115	08/02→05/06						
<b>Zubehörsatz, Feststellbremsbacken</b>								
308 CDI	60	04/00→05/06	→			03.0137-9255.2	669255	
308 D 2.3	58	02/95→04/00						
308 D 2.3	60	02/95→04/00						
310 D 2.9	75	02/95→04/00						
311 CDI	80	04/00→05/06						
311 CDI 4x4	80	08/02→05/06						
312 D 2.9	90	02/95→04/00						
312 D 2.9 4x4	90	05/97→08/02						
313 CDI	95	04/00→05/06						
313 CDI 4x4	95	08/02→05/06						
314	105	02/95→05/06						
314 4x4	105	08/02→05/06						
314 NGT (903.661)	95	02/95→05/06						
316 CDI	115	04/00→05/06						
316 CDI 4x4	115	08/02→05/06						
 <b>Seilzug, Feststellbremse</b>								
308 CDI	60	04/00→05/06	←	↑; Radstand [mm]: 4.025; Scheibenbremse	1	24.3727-0441.2	580441	L= 2.460
308 D 2.3	58	02/95→04/00						
308 D 2.3	60	02/95→04/00	←	↑; Radstand [mm]: 3.000; für Fahrzeuge ohne Drehsitz; Scheibenbremse	1	24.3727-0442.2	580442	L= 1.435
310 D 2.9	75	02/95→04/00						
311 CDI	80	04/00→05/06						
311 CDI 4x4	80	08/02→05/06						
312 D 2.9	90	02/95→04/00	←	↑; Radstand [mm]: 3.550; für Fahrzeuge ohne Drehsitz; Scheibenbremse	1	24.3727-0443.2	580443	L= 1.990
312 D 2.9 4x4	90	05/97→08/02						
313 CDI	95	04/00→05/06						
313 CDI 4x4	95	08/02→05/06	←	↑; Radstand [mm]: 3.550; für Fahrzeuge mit Drehsitz; Scheibenbremse	1	24.3727-0444.2	580444	L= 1.970
314	105	02/95→05/06						
314 4x4	105	08/02→05/06						
314 NGT (903.661)	95	02/95→05/06	←	↑; Radstand [mm]: 3.000; für Fahrzeuge mit Drehsitz; Scheibenbremse	1	24.3727-0445.2	580445	L= 1.415
316 CDI	115	04/00→05/06						
316 CDI 4x4	115	08/02→05/06	→	↓; Komponentenummer: 504013/01; Scheibenbremse	2	24.3727-0438.2	580438	L= 1.513
			→	↓; Komponentenummer: 504013/04; Scheibenbremse	2	24.3727-0463.2	580463	L= 1.545
<b>MERCEDES-BENZ - SPRINTER 3-t Kasten (906) 06/06→</b>								
 <b>Bremsbackensatz, Feststellbremse</b>								
209 CDI (906.611, 906.613)	65	06/06→12/09	→			03.0137-4003.2	654003	Ø 180 x 25 + Zub
210 CDI (906.611, 906.613)	70	03/09→						
211 CDI (906.611, 906.613)	80	06/06→12/09						
↓								











	kW					! #		
<b>MERCEDES-BENZ - SPRINTER 3-t Kasten (906) 06/06→</b>								
<b> Bremsbackensatz, Feststellbremse</b>								
211 CDI (906.611, 906.613)	84	04/16→	➔				<b>03.0137-4003.2 654003</b>	Ø 180 x 25 + Zub
213 CDI (906.611, 906.613)	95	06/06→						
213 CDI (906.611, 906.613)	95	06/06→12/09						
214 CDI (906.611, 906.613)	105	04/16→						
215 CDI (906.611, 906.613)	110	06/06→12/09						
216 (906.613)	115	09/08→						
216 CDI (906.611, 906.613)	120	03/09→						
218 CDI (906.611, 906.613)	135	06/06→12/09						
219 CDI / BlueTEC (906.611, 906.613)	140	03/09→						
224 (906.613)	190	06/06→						
<b> Seilzug, Feststellbremse</b>								
209 CDI (906.611, 906.613)	65	06/06→12/09	←	⬆; Scheibenbremse	1	<b>24.3727-0472.2 580472</b>	L= 1.468	
210 CDI (906.611, 906.613)	70	03/09→	➔	⬇; Scheibenbremse	2	<b>24.3727-0473.2 580473</b>	L= 1.706	
211 CDI (906.611, 906.613)	80	06/06→12/09						
211 CDI (906.611, 906.613)	84	04/16→						
213 CDI (906.611, 906.613)	95	06/06→						
213 CDI (906.611, 906.613)	95	06/06→12/09						
214 CDI (906.611, 906.613)	105	04/16→						
215 CDI (906.611, 906.613)	110	06/06→12/09						
216 (906.613)	115	09/08→						
216 CDI (906.611, 906.613)	120	03/09→						
218 CDI (906.611, 906.613)	135	06/06→12/09						
219 CDI / BlueTEC (906.611, 906.613)	140	03/09→						
224 (906.613)	190	06/06→						
<b>MERCEDES-BENZ - SPRINTER 3-t Pritsche/Fahrgestell (903) 01/95→05/06</b>								
<b> Bremsbackensatz, Feststellbremse</b>								
308 CDI	60	04/00→05/06	➔			<b>03.0137-0397.2 650397</b>	Ø 160 x 40	
308 D 2.3	58	02/95→04/00				<b>03.0137-4001.2 654001</b>	Ø 160 x 40 + Zub	
308 D 2.3	60	11/96→04/00						
310 D 2.9	75	01/97→04/00						
311 CDI	80	04/00→05/06						
311 CDI 4x4	80	08/02→05/06						
312 D 2.9	90	02/95→04/00						
312 D 2.9 (903.411, 903.412, 903.413, 903.421, 903.422,....)	85	12/98→09/01						
313 CDI	95	04/00→05/06						
313 CDI 4x4	95	08/02→05/06						
314 (903.011, 903.012, 903.013, 903.022, 903.611,....)	105	02/95→05/06						
314 4x4	105	08/02→05/06						
314 NGT (903.611, 903.612)	95	02/95→05/06						
316 CDI	115	04/00→05/06						
316 CDI 4x4	115	08/02→05/06						
<b>Zubehörsatz, Feststellbremsbacken</b>								
308 CDI	60	04/00→05/06	➔			<b>03.0137-9255.2 669255</b>		
308 D 2.3	58	02/95→04/00						
308 D 2.3	60	11/96→04/00						
310 D 2.9	75	01/97→04/00						
311 CDI	80	04/00→05/06						
311 CDI 4x4	80	08/02→05/06						
312 D 2.9	90	02/95→04/00						
312 D 2.9 (903.411, 903.412, 903.413, 903.421, 903.422,....)	85	12/98→09/01						
313 CDI	95	04/00→05/06						
313 CDI 4x4	95	08/02→05/06						
↓								








	kW				#			
<b>MERCEDES-BENZ - SPRINTER 3-t Pritsche/Fahrgestell (903) 01/95→05/06</b>								
<b>Zubehörsatz, Feststellbremsbacken</b>								
314 (903.011, 903.012, 903.013, 903.022, 903.611,....)	105	02/95→05/06	➔			03.0137-9255.2	669255	
314 4x4	105	08/02→05/06						
314 NGT (903.611, 903.612)	95	02/95→05/06						
316 CDI	115	04/00→05/06						
316 CDI 4x4	115	08/02→05/06						
<b> Seilzug, Feststellbremse</b>								
308 CDI	60	04/00→05/06	←	↑; Radstand [mm]: 4.025; Scheibenbremse	1	24.3727-0441.2	580441	L= 2.460
308 D 2.3	58	02/95→04/00						
308 D 2.3	60	11/96→04/00	←	↑; Radstand [mm]: 3.000; für Fahrzeuge ohne Drehsitz; Scheibenbremse	1	24.3727-0442.2	580442	L= 1.435
310 D 2.9	75	01/97→04/00						
311 CDI	80	04/00→05/06						
311 CDI 4x4	80	08/02→05/06						
312 D 2.9	90	02/95→04/00	←	↑; Radstand [mm]: 3.550; für Fahrzeuge ohne Drehsitz; Scheibenbremse	1	24.3727-0443.2	580443	L= 1.990
312 D 2.9 (903.411, 903.412, 903.413, 903.421, 903.422,....)	85	12/98→09/01						
313 CDI	95	04/00→05/06	←	↑; Radstand [mm]: 3.550; für Fahrzeuge mit Drehsitz; Scheibenbremse	1	24.3727-0444.2	580444	L= 1.970
313 CDI 4x4	95	08/02→05/06						
314 (903.011, 903.012, 903.013, 903.022, 903.611,....)	105	02/95→05/06	←	↑; Radstand [mm]: 3.000; für Fahrzeuge mit Drehsitz; Scheibenbremse	1	24.3727-0445.2	580445	L= 1.415
314 4x4	105	08/02→05/06						
314 NGT (903.611, 903.612)	95	02/95→05/06	➔	↓; Komponentennummer: 504013/01; Scheibenbremse	2	24.3727-0438.2	580438	L= 1.513
316 CDI	115	04/00→05/06	➔	↓; Komponentennummer: 504013/04; Scheibenbremse	2	24.3727-0463.2	580463	L= 1.545
316 CDI 4x4	115	08/02→05/06						
<b>MERCEDES-BENZ - SPRINTER 3-t Pritsche/Fahrgestell (906) 06/06→</b>								
<b> Bremsbackensatz, Feststellbremse</b>								
209 CDI (906.111, 906.113, 906.211, 906.213)	65	06/06→12/09	➔			03.0137-4003.2	654003	Ø 180 x 25 + Zub
210 CDI (906.111, 906.113, 906.211, 906.213)	70	03/09→05/16						
211 CDI (906.111, 906.113, 906.211, 906.213)	80	06/06→12/09						
211 CDI (906.111, 906.113, 906.211, 906.213)	84	04/16→						
213 CDI (906.111, 906.113, 906.211, 906.213)	95	06/06→12/09						
213 CDI (906.111, 906.113, 906.211, 906.213)	95	03/09→05/16						
214 CDI (906.111, 906.113, 906.211, 906.213)	105	04/16→						
215 CDI (906.111, 906.113, 906.211, 906.213)	110	06/06→12/09						
216 (906.113, 906.213)	115	09/08→05/16						
216 CDI (906.111, 906.113, 906.211, 906.213)	120	03/09→						
218 CDI (906.111, 906.113, 906.211, 906.213)	135	06/06→12/09						
219 CDI / BlueTEC (906.111, 906.113, 906.211, 906.213)	140	03/09→05/16						
224 (906.113, 906.213)	190	06/06→12/13						
<b> Seilzug, Feststellbremse</b>								
209 CDI (906.111, 906.113, 906.211, 906.213)	65	06/06→12/09	←	↑; Scheibenbremse	1	24.3727-0472.2	580472	L= 1.468
210 CDI (906.111, 906.113, 906.211, 906.213)	70	03/09→05/16	➔	↓; Scheibenbremse	2	24.3727-0473.2	580473	L= 1.706
211 CDI (906.111, 906.113, 906.211, 906.213)	80	06/06→12/09						
↓								

	kW				! #		
<b>MERCEDES-BENZ - SPRINTER 3-t Pritsche/Fahrgestell (906) 06/06 →</b>							
 <b>Seilzug, Feststellbremse</b>							
211 CDI (906.111, 906.113, 906.211, 906.213)	84	04/16 →	←	↑; Scheibenbremse	1	24.3727-0472.2 580472	L= 1.468
213 CDI (906.111, 906.113, 906.211, 906.213)	95	06/06 → 12/09	→	↓; Scheibenbremse	2	24.3727-0473.2 580473	L= 1.706
213 CDI (906.111, 906.113, 906.211, 906.213)	95	03/09 → 05/16					
214 CDI (906.111, 906.113, 906.211, 906.213)	105	04/16 →					
215 CDI (906.111, 906.113, 906.211, 906.213)	110	06/06 → 12/09					
216 (906.113, 906.213)	115	09/08 → 05/16					
216 CDI (906.111, 906.113, 906.211, 906.213)	120	03/09 →					
218 CDI (906.111, 906.113, 906.211, 906.213)	135	06/06 → 12/09					
219 CDI / BlueTEC (906.111, 906.113, 906.211, 906.213)	140	03/09 → 05/16					
224 (906.113, 906.213)	190	06/06 → 12/13					
<b>MERCEDES-BENZ - SPRINTER 4,6-t Kasten (906) 06/06 →</b>							
 <b>Bremsbackensatz, Feststellbremse</b>							
411 CDI (906.653, 906.655, 906.657)	80	06/09 → 12/09	→			03.0137-4003.2 654003	Ø 180 x 25 + Zub
413 CDI (906.653, 906.655, 906.657)	95	06/06 → 05/16					
414 CDI	105	05/16 →					
415 CDI (906.653, 906.655, 906.657)	110	06/09 → 12/09					
416 CDI (906.653, 906.655, 906.657)	120	03/09 →					
418 CDI (906.653, 906.655, 906.657)	135	06/09 → 05/16					
419 CDI (906.653, 906.655, 906.657)	140	03/09 →					
424 (906.655, 906.657, 906.653)	190	06/06 → 12/13					
 <b>Seilzug, Feststellbremse</b>							
411 CDI (906.653, 906.655, 906.657)	80	06/09 → 12/09	←	↑; Scheibenbremse	1	24.3727-0472.2 580472	L= 1.468
413 CDI (906.653, 906.655, 906.657)	95	06/06 → 05/16	→	↓; Scheibenbremse	2	24.3727-0473.2 580473	L= 1.706
414 CDI	105	05/16 →					
415 CDI (906.653, 906.655, 906.657)	110	06/09 → 12/09					
416 CDI (906.653, 906.655, 906.657)	120	03/09 →					
418 CDI (906.653, 906.655, 906.657)	135	06/09 → 05/16					
419 CDI (906.653, 906.655, 906.657)	140	03/09 →					
424 (906.655, 906.657, 906.653)	190	06/06 → 12/13					
<b>MERCEDES-BENZ - SPRINTER 4,6-t Pritsche/Fahrgestell (906) 06/06 →</b>							
 <b>Bremsbackensatz, Feststellbremse</b>							
411 CDI (906.153, 906.155, 906.253, 906.255)	80	06/09 → 12/09	→			03.0137-4003.2 654003	Ø 180 x 25 + Zub
413 CDI	95	03/09 →					
414 CDI	105	05/16 →					
415 CDI (906.153, 906.155, 906.253, 906.255)	110	06/06 → 12/09					
416 CDI (906.153, 906.155, 906.253, 906.255)	120	03/09 →					
418 CDI (906.153, 906.155, 906.253, 906.255)	135	06/06 → 12/09					
419 CDI (906.153, 906.155, 906.253, 906.255)	140	03/09 →					




















	kW			#		
<b>MERCEDES-BENZ - SPRINTER 4,6-t Pritsche/Fahrgestell (906) 06/06→</b>						
 <b>Bremsbackensatz, Feststellbremse</b>						
424 (906.153, 906.155, 906.253, 906.255)	190	06/06→12/13	→		03.0137-4003.2 654003	Ø 180 x 25 + Zub
 <b>Seilzug, Feststellbremse</b>						
411 CDI (906.153, 906.155, 906.253, 906.255)	80	06/09→12/09	←	↑; Scheibenbremse	1 24.3727-0472.2 580472	L= 1.468
413 CDI	95	03/09→	→	↓; Scheibenbremse	2 24.3727-0473.2 580473	L= 1.706
414 CDI	105	05/16→				
415 CDI (906.153, 906.155, 906.253, 906.255)	110	06/06→12/09				
416 CDI (906.153, 906.155, 906.253, 906.255)	120	03/09→				
418 CDI (906.153, 906.155, 906.253, 906.255)	135	06/06→12/09				
419 CDI (906.153, 906.155, 906.253, 906.255)	140	03/09→				
424 (906.153, 906.155, 906.253, 906.255)	190	06/06→12/13				
<b>MERCEDES-BENZ - SPRINTER 4-t Bus (904) 02/96→05/06</b>						
 <b>Bremsbackensatz, Feststellbremse</b>						
408 CDI	60	04/00→05/06	→		03.0137-4015.2 654015	Ø 170 x 40 + Zub
411 CDI	80	04/00→05/06				
413 CDI	95	04/00→05/06				
414	105	02/96→05/06				
416 CDI	115	04/00→05/06				
<b>Zubehörsatz, Feststellbremsbacken</b>						
408 CDI	60	04/00→05/06	→		03.0137-9256.2 669256	
411 CDI	80	04/00→05/06				
413 CDI	95	04/00→05/06				
414	105	02/96→05/06				
416 CDI	115	04/00→05/06				
 <b>Seilzug, Feststellbremse</b>						
408 CDI	60	04/00→05/06	←	↑; Scheibenbremse	1 24.3727-0181.2 580181	L= 2.440
411 CDI	80	04/00→05/06	←	↑	1 24.3727-0441.2 580441	L= 2.460
413 CDI	95	04/00→05/06	←			
414	105	02/96→05/06	←	↑; Radstand [mm]: 3.550; für Fahrzeuge ohne Drehsitz	1 24.3727-0443.2 580443	L= 1.990
416 CDI	115	04/00→05/06	←	↑; Radstand [mm]: 3.550; für Fahrzeuge mit Drehsitz	1 24.3727-0444.2 580444	L= 1.970
			→	□; Scheibenbremse	24.3727-0179.2 580179	L= 1.525
			→	□; Scheibenbremse	24.3727-0180.2 580180	L= 1.526
<b>MERCEDES-BENZ - SPRINTER 4-t Kasten (904) 02/96→05/06</b>						
 <b>Bremsbackensatz, Feststellbremse</b>						
408 CDI	60	04/00→05/06	→		03.0137-4015.2 654015	Ø 170 x 40 + Zub
408 D	58	02/96→05/06				
410 D 4x4	75	05/97→05/06				
411 CDI	80	04/00→05/06				
411 CDI 4x4	80	04/00→05/06				
412 D	85	02/96→05/06				
412 D	90	02/96→05/06				
412 D 4x4	85	05/97→05/06				
412 D 4x4	90	05/97→05/06				
413 CDI	95	04/00→05/06				
413 CDI 4x4	95	04/00→05/06				
414 (904.062, 904.063, 904.662, 904.663)	105	02/96→05/06				
414 4x4 (904.062, 904.063, 904.662, 904.663)	105	05/97→05/06				
416 CDI	115	04/00→05/06				
416 CDI 4x4	115	04/00→05/06				
410 D	75	02/96→05/06	→	09/96→	03.0137-4015.2 654015	Ø 170 x 40 + Zub
<b>Zubehörsatz, Feststellbremsbacken</b>						
408 CDI	60	04/00→05/06	→		03.0137-9256.2 669256	
408 D	58	02/96→05/06				
410 D 4x4	75	05/97→05/06				
411 CDI	80	04/00→05/06				

	kW			!#		
<b>MERCEDES-BENZ - SPRINTER 4-t Kasten (904) 02/96→05/06</b>						
<b>Zubehörsatz, Feststellbremsbacken</b>						
411 CDI 4x4	80	04/00→05/06	➔		03.0137-9256.2	669256
412 D	85	02/96→05/06				
412 D	90	02/96→05/06				
412 D 4x4	85	05/97→05/06				
412 D 4x4	90	05/97→05/06				
413 CDI	95	04/00→05/06				
413 CDI 4x4	95	04/00→05/06				
414 (904.062, 904.063, 904.662, 904.663)	105	02/96→05/06				
414 4x4 (904.062, 904.063, 904.662, 904.663)	105	05/97→05/06				
416 CDI	115	04/00→05/06				
416 CDI 4x4	115	04/00→05/06				
410 D	75	02/96→05/06	➔	09/96→	03.0137-9256.2	669256
<b>Seilzug, Feststellbremse</b>						
408 CDI	60	04/00→05/06	←	☒; Scheibenbremse	1 24.3727-0181.2	580181 L= 2.440
408 D	58	02/96→05/06	←	☒	1 24.3727-0441.2	580441 L= 2.460
410 D 4x4	75	05/97→05/06	←	☒	1 24.3727-0443.2	580443 L= 1.990
411 CDI	80	04/00→05/06	←	☒; Radstand [mm]: 3.550; für Fahrzeuge ohne Drehsitz	1 24.3727-0443.2	580443 L= 1.990
411 CDI 4x4	80	04/00→05/06	←	☒; Radstand [mm]: 3.550; für Fahrzeuge mit Drehsitz	1 24.3727-0444.2	580444 L= 1.970
412 D	85	02/96→05/06	←	☒; Radstand [mm]: 3.550; für Fahrzeuge mit Drehsitz	1 24.3727-0444.2	580444 L= 1.970
412 D	90	02/96→05/06	←	☒; Radstand [mm]: 3.550; für Fahrzeuge mit Drehsitz	1 24.3727-0444.2	580444 L= 1.970
412 D 4x4	85	05/97→05/06	➔	☐; Scheibenbremse	24.3727-0179.2	580179 L= 1.525
412 D 4x4	90	05/97→05/06	➔	☐; Scheibenbremse	24.3727-0179.2	580179 L= 1.525
413 CDI	95	04/00→05/06	➔	☐; Scheibenbremse	24.3727-0180.2	580180 L= 1.526
413 CDI 4x4	95	04/00→05/06	➔	☐; Scheibenbremse	24.3727-0180.2	580180 L= 1.526
414 (904.062, 904.063, 904.662, 904.663)	105	02/96→05/06				
414 4x4 (904.062, 904.063, 904.662, 904.663)	105	05/97→05/06				
416 CDI	115	04/00→05/06				
416 CDI 4x4	115	04/00→05/06				
410 D	75	02/96→05/06	←	☒; 09/96→; Scheibenbremse	1 24.3727-0181.2	580181 L= 2.440
			←	☒; 09/96→	1 24.3727-0441.2	580441 L= 2.460
			←	☒; 09/96→; Radstand [mm]: 3.550; für Fahrzeuge ohne Drehsitz	1 24.3727-0443.2	580443 L= 1.990
			←	☒; 09/96→; Radstand [mm]: 3.550; für Fahrzeuge mit Drehsitz	1 24.3727-0444.2	580444 L= 1.970
			➔	☐; 09/96→; Scheibenbremse	24.3727-0179.2	580179 L= 1.525
			➔	☐; 09/96→; Scheibenbremse	24.3727-0180.2	580180 L= 1.526
<b>MERCEDES-BENZ - SPRINTER 4-t Pritsche/Fahrgestell (904) 02/96→05/06</b>						
<b>Bremsbackensatz, Feststellbremse</b>						
408 CDI	60	04/00→05/06	➔		03.0137-4015.2	654015 Ø 170 x 40 + Zub
408 D	58	02/96→05/06				
410 D 4x4	75	05/97→05/06				
411 CDI	80	04/00→05/06				
411 CDI 4x4	80	04/00→05/06				
412 D	85	02/96→05/06				
412 D	90	02/96→05/06				
412 D 4x4	85	05/97→05/06				
412 D 4x4	90	05/97→05/06				
413 CDI	95	04/00→05/06				
413 CDI 4x4	95	04/00→05/06				
414 (904.012, 904.013, 904.612, 904.613)	105	02/95→05/06				
414 4x4 (904.012, 904.013, 904.612, 904.613)	105	05/97→05/06				
416 CDI	115	04/00→05/06				
416 CDI 4x4	115	04/00→05/06				
410 D	75	02/96→05/06	➔	09/96→	03.0137-4015.2	654015 Ø 170 x 40 + Zub
<b>Zubehörsatz, Feststellbremsbacken</b>						
408 CDI	60	04/00→05/06	➔		03.0137-9256.2	669256
408 D	58	02/96→05/06				
410 D 4x4	75	05/97→05/06				
411 CDI	80	04/00→05/06				
411 CDI 4x4	80	04/00→05/06				
412 D	85	02/96→05/06				
412 D	90	02/96→05/06				
412 D 4x4	85	05/97→05/06				
412 D 4x4	90	05/97→05/06				
413 CDI	95	04/00→05/06				
413 CDI 4x4	95	04/00→05/06				







































	kW				!#		
<b>MERCEDES-BENZ - SPRINTER 4-t Pritsche/Fahrgestell (904) 02/96→05/06</b>							
<b>Zubehörsatz, Feststellbremsbacken</b>							
414 (904.012, 904.013, 904.612, 904.613)	105	02/95→05/06	➡			03.0137-9256.2	669256
414 4x4 (904.012, 904.013, 904.612, 904.613)	105	05/97→05/06					
416 CDI	115	04/00→05/06					
416 CDI 4x4	115	04/00→05/06					
410 D	75	02/96→05/06	➡	09/96→		03.0137-9256.2	669256
<b> Seilzug, Feststellbremse</b>							
408 CDI	60	04/00→05/06	←	⬆; Scheibenbremse	1	24.3727-0181.2	580181 L= 2.440
408 D	58	02/96→05/06	←	⬆	1	24.3727-0441.2	580441 L= 2.460
410 D 4x4	75	05/97→05/06	←	⬆	1	24.3727-0441.2	580441 L= 2.460
411 CDI	80	04/00→05/06	←	⬆; Radstand [mm]: 3.550; für Fahrzeuge ohne Drehsitz	1	24.3727-0443.2	580443 L= 1.990
411 CDI 4x4	80	04/00→05/06	←	⬆; Radstand [mm]: 3.550; für Fahrzeuge ohne Drehsitz	1	24.3727-0443.2	580443 L= 1.990
412 D	85	02/96→05/06	←	⬆; Radstand [mm]: 3.550; für Fahrzeuge mit Drehsitz	1	24.3727-0444.2	580444 L= 1.970
412 D	90	02/96→05/06	←	⬆; Radstand [mm]: 3.550; für Fahrzeuge mit Drehsitz	1	24.3727-0444.2	580444 L= 1.970
412 D 4x4	85	05/97→05/06	➡	⬇; Scheibenbremse		24.3727-0179.2	580179 L= 1.525
412 D 4x4	90	05/97→05/06	➡	⬇; Scheibenbremse		24.3727-0179.2	580179 L= 1.525
413 CDI	95	04/00→05/06	➡	⬇; Scheibenbremse		24.3727-0180.2	580180 L= 1.526
413 CDI 4x4	95	04/00→05/06	➡	⬇; Scheibenbremse		24.3727-0180.2	580180 L= 1.526
414 (904.012, 904.013, 904.612, 904.613)	105	02/95→05/06					
414 4x4 (904.012, 904.013, 904.612, 904.613)	105	05/97→05/06					
416 CDI	115	04/00→05/06					
416 CDI 4x4	115	04/00→05/06					
410 D	75	02/96→05/06	←	⬆; 09/96→; Scheibenbremse	1	24.3727-0181.2	580181 L= 2.440
			←	⬆; 09/96→	1	24.3727-0441.2	580441 L= 2.460
			←	⬆; 09/96→; Radstand [mm]: 3.550; für Fahrzeuge ohne Drehsitz	1	24.3727-0443.2	580443 L= 1.990
			←	⬆; 09/96→; Radstand [mm]: 3.550; für Fahrzeuge mit Drehsitz	1	24.3727-0444.2	580444 L= 1.970
			➡	⬇; 09/96→; Scheibenbremse		24.3727-0179.2	580179 L= 1.525
			➡	⬇; 09/96→; Scheibenbremse		24.3727-0180.2	580180 L= 1.526
<b>MERCEDES-BENZ - SPRINTER 5-t Bus 06/06→</b>							
<b> Bremsbackensatz, Feststellbremse</b>							
513 CDI (906.653, 906.655, 906.657)	95	06/06→		03/09→		03.0137-4008.2	654008 Ø 172 x 42 - HEB / + Zub
516 CDI	120	03/09→				03.0137-4008.2	654008 Ø 172 x 42 - HEB / + Zub
519 CDI / BlueTEC	140	03/09→					
<b> Seilzug, Feststellbremse</b>							
513 CDI (906.653, 906.655, 906.657)	95	06/06→	←	⬆; S 544980→; Scheibenbremse	1	24.3727-0474.2	580474 L= 1.867
			←	⬆; 03/09→	1	24.3727-0474.2	580474 L= 1.867
			←	⬆; 03/09→; → S 544979; Scheibenbremse	1	24.3727-0474.2	580474 L= 1.867
			➡	⬇; 03/09→; für Reifenabmessung: 285/65 R 16 C; Scheibenbremse	2	24.3727-0471.2	580471 L= 1.430
			➡	⬇; S 544980→; Scheibenbremse	2	24.3727-0475.2	580475 L= 1.399
516 CDI	120	03/09→	←	⬆	1	24.3727-0474.2	580474 L= 1.867
519 CDI / BlueTEC	140	03/09→	←	⬆; → S 544979; Scheibenbremse	1	24.3727-0474.2	580474 L= 1.867
			←	⬆; S 544980→; Scheibenbremse	1	24.3727-0474.2	580474 L= 1.867
			➡	⬇; für Reifenabmessung: 285/65 R 16 C; Scheibenbremse	2	24.3727-0471.2	580471 L= 1.430
			➡	⬇; S 544980→; Scheibenbremse	2	24.3727-0475.2	580475 L= 1.399
<b>MERCEDES-BENZ - SPRINTER 5-t Kasten (906) 06/06→</b>							
<b> Bremsbackensatz, Feststellbremse</b>							
509 CDI (906.653, 906.655, 906.657)	65	06/06→12/09				03.0137-4008.2	654008 Ø 172 x 42 - HEB / + Zub
510 CDI (906.653, 906.655, 906.657)	70	03/09→05/16					
511 CDI (906.653, 906.655, 906.657)	80	06/06→12/09					
511 CDI (906.653, 906.655, 906.657)	84	05/16→					
















	kW			!#		
<b>MERCEDES-BENZ - SPRINTER 5-t Kasten (906) 06/06→</b>						
<b> Bremsbackensatz, Feststellbremse</b>						
511 CDI 4x4 (906.653, 906.655, 906.657)	80	06/06→12/09			<b>03.0137-4008.2 654008</b>	Ø 172 x 42 - HEB / + Zub
513 CDI 4x4 (906.653, 906.655, 906.657)	95	06/06→				
514 CDI (906.653, 906.655, 906.657)	105	05/16→				
514 CDI 4x4 (906.653, 906.655, 906.657)	105	05/16→				
515 CDI (906.653, 906.655, 906.657)	110	06/06→12/09				
515 CDI 4x4 (906.653, 906.655, 906.657)	110	06/06→12/09				
516 CDI (906.653, 906.655, 906.657)	120	03/09→				
516 CDI 4x4 (906.653, 906.655, 906.657)	120	06/06→				
518 CDI (906.653, 906.655, 906.657)	135	06/06→12/09				
518 CDI 4x4 (906.653, 906.655, 906.657)	135	06/06→12/09				
519 CDI / BlueTEC (906.653, 906.655, 906.657)	140	03/09→				
519 CDI / BlueTEC 4x4 (906.653, 906.655, 906.657)	140	03/09→				
524 (906.653, 906.655, 906.657)	190	06/06→12/13				
513 CDI (906.653, 906.655, 906.657)	95	06/06→	03/09→		<b>03.0137-4008.2 654008</b>	Ø 172 x 42 - HEB / + Zub
<b> Seilzug, Feststellbremse</b>						
509 CDI (906.653, 906.655, 906.657)	65	06/06→12/09	←	↑	1	<b>24.3727-0474.2 580474</b> L= 1.867
510 CDI (906.653, 906.655, 906.657)	70	03/09→05/16	←	↑; → S 544979; Scheibenbremse	1	<b>24.3727-0474.2 580474</b> L= 1.867
511 CDI (906.653, 906.655, 906.657)	80	06/06→12/09	←	↑; S 544980→; Scheibenbremse	1	<b>24.3727-0474.2 580474</b> L= 1.867
511 CDI (906.653, 906.655, 906.657)	84	05/16→	→	↓; für Reifenabmessung: 285/65 R 16 C; Scheibenbremse	2	<b>24.3727-0471.2 580471</b> L= 1.430
511 CDI 4x4 (906.653, 906.655, 906.657)	80	06/06→12/09	→	↓; S 544980→; Scheibenbremse	2	<b>24.3727-0475.2 580475</b> L= 1.399
513 CDI 4x4 (906.653, 906.655, 906.657)	95	06/06→				
514 CDI (906.653, 906.655, 906.657)	105	05/16→				
514 CDI 4x4 (906.653, 906.655, 906.657)	105	05/16→				
515 CDI (906.653, 906.655, 906.657)	110	06/06→12/09				
515 CDI 4x4 (906.653, 906.655, 906.657)	110	06/06→12/09				
516 CDI (906.653, 906.655, 906.657)	120	03/09→				
516 CDI 4x4 (906.653, 906.655, 906.657)	120	06/06→				
518 CDI (906.653, 906.655, 906.657)	135	06/06→12/09				
518 CDI 4x4 (906.653, 906.655, 906.657)	135	06/06→12/09				
519 CDI / BlueTEC (906.653, 906.655, 906.657)	140	03/09→				
519 CDI / BlueTEC 4x4 (906.653, 906.655, 906.657)	140	03/09→				
524 (906.653, 906.655, 906.657)	190	06/06→12/13				
513 CDI (906.653, 906.655, 906.657)	95	06/06→	←	↑; S 544980→; Scheibenbremse	1	<b>24.3727-0474.2 580474</b> L= 1.867
			←	↑; 03/09→	1	<b>24.3727-0474.2 580474</b> L= 1.867
			←	↑; 03/09→; → S 544979; Scheibenbremse	1	<b>24.3727-0474.2 580474</b> L= 1.867
			→	↓; 03/09→; für Reifenabmessung: 285/65 R 16 C; Scheibenbremse	2	<b>24.3727-0471.2 580471</b> L= 1.430
			→	↓; S 544980→; Scheibenbremse	2	<b>24.3727-0475.2 580475</b> L= 1.399













	kw			!#				
<b>MERCEDES-BENZ - SPRINTER 5-t Pritsche/Fahrgestell (906) 06/06→</b>								
<b> Bremsbackensatz, Feststellbremse</b>								
509 CDI (906.153, 906.155, 906.253, 906.255)	65	06/06→12/09			<b>03.0137-4008.2</b>	<b>654008</b> Ø 172 x 42 - HEB / + Zub		
510 CDI (906.153, 906.155, 906.253, 906.255)	70	03/09→						
511 CDI (906.153, 906.155, 906.253, 906.255)	80	06/06→12/09						
511 CDI (906.153, 906.155, 906.253, 906.255)	84	05/16→						
511 CDI 4x4 (906.155, 906.253, 906.255)	80	06/06→12/09						
513 CDI 4x4 (906.155, 906.253, 906.255)	95	05/11→05/16						
514 CDI (906.153, 906.155, 906.253, 906.255)	105	05/16→						
514 CDI 4x4 (906.153, 906.155, 906.253, 906.255)	105	05/16→						
515 CDI (906.153, 906.155, 906.253, 906.255)	110	06/06→12/09						
515 CDI 4x4 (906.153, 906.155, 906.253, 906.255)	110	06/06→12/09						
516 (906.153, 906.155, 906.253, 906.255)	115	09/08→						
516 CDI (906.153, 906.155, 906.253, 906.255)	120	03/09→						
516 CDI 4x4 (906.153, 906.155, 906.255)	120	05/11→						
516 NGT (906.153, 906.155, 906.253, 906.255)	115	09/08→						
518 CDI (906.153, 906.155, 906.253, 906.255)	135	06/06→12/09						
518 CDI 4x4 (906.153, 906.155, 906.253, 906.255)	135	06/06→12/09						
519 CDI / BlueTEC (906.153, 906.155, 906.253, 906.255)	140	03/09→						
519 CDI / BlueTEC 4x4 (906.153, 906.155, 906.253, ...)	140	03/09→						
524 (906.153, 906.155, 906.253, 906.255)	190	06/06→12/13						
513 CDI (906.155, 906.253, 906.255)	95	06/06→05/16		03/09→	<b>03.0137-4008.2</b>	<b>654008</b> Ø 172 x 42 - HEB / + Zub		
<b> Seilzug, Feststellbremse</b>								
509 CDI (906.153, 906.155, 906.253, 906.255)	65	06/06→12/09	←	↑	1	<b>24.3727-0474.2</b>	<b>580474</b>	L= 1.867
			←	↑; → S 544979; Scheibenbremse	1	<b>24.3727-0474.2</b>	<b>580474</b>	L= 1.867
510 CDI (906.153, 906.155, 906.253, 906.255)	70	03/09→	←	↑; S 544980→; Scheibenbremse	1	<b>24.3727-0474.2</b>	<b>580474</b>	L= 1.867
511 CDI (906.153, 906.155, 906.253, 906.255)	80	06/06→12/09	→	↓; für Reifenabmessung: 285/65 R 16 C; Scheibenbremse	2	<b>24.3727-0471.2</b>	<b>580471</b>	L= 1.430
511 CDI (906.153, 906.155, 906.253, 906.255)	84	05/16→	→	↓; S 544980→; Scheibenbremse	2	<b>24.3727-0475.2</b>	<b>580475</b>	L= 1.399
511 CDI 4x4 (906.155, 906.253, 906.255)	80	06/06→12/09						
513 CDI 4x4 (906.155, 906.253, 906.255)	95	05/11→05/16						
514 CDI (906.153, 906.155, 906.253, 906.255)	105	05/16→						
514 CDI 4x4 (906.153, 906.155, 906.253, 906.255)	105	05/16→						
515 CDI (906.153, 906.155, 906.253, 906.255)	110	06/06→12/09						
↓								











	kw			!#		
<b>MERCEDES-BENZ - SPRINTER 5-t Pritsche/Fahrgestell (906) 06/06→</b>						
 <b>Seilzug, Feststellbremse</b>						
515 CDI 4x4 (906.153, 906.155, 906.253, 906.255)	110	06/06→12/09	←	↑	1	24.3727-0474.2 580474 L= 1.867
			←	↑; → S 544979; Scheibenbremse	1	24.3727-0474.2 580474 L= 1.867
516 (906.153, 906.155, 906.253, 906.255)	115	09/08→	←	↑; S 544980→; Scheibenbremse	1	24.3727-0474.2 580474 L= 1.867
516 CDI (906.153, 906.155, 906.253, 906.255)	120	03/09→	→	↓; für Reifenabmessung: 285/65 R 16 C; Scheibenbremse	2	24.3727-0471.2 580471 L= 1.430
516 CDI 4x4 (906.153, 906.155, 906.255)	120	05/11→	→	↓; S 544980→; Scheibenbremse	2	24.3727-0475.2 580475 L= 1.399
516 NGT (906.153, 906.155, 906.253, 906.255)	115	09/08→				
518 CDI (906.153, 906.155, 906.253, 906.255)	135	06/06→12/09				
518 CDI 4x4 (906.153, 906.155, 906.253, 906.255)	135	06/06→12/09				
519 CDI / BlueTEC (906.153, 906.155, 906.253, 906.255)	140	03/09→				
519 CDI / BlueTEC 4x4 (906.153, 906.155, 906.253, ...)	140	03/09→				
524 (906.153, 906.155, 906.253, 906.255)	190	06/06→12/13				
513 CDI (906.155, 906.253, 906.255)	95	06/06→05/16	←	↑; S 544980→; Scheibenbremse	1	24.3727-0474.2 580474 L= 1.867
			←	↑; 03/09→	1	24.3727-0474.2 580474 L= 1.867
			←	↑; 03/09→; → S 544979; Scheibenbremse	1	24.3727-0474.2 580474 L= 1.867
			→	↓; 03/09→; für Reifenabmessung: 285/65 R 16 C; Scheibenbremse	2	24.3727-0471.2 580471 L= 1.430
			→	↓; S 544980→; Scheibenbremse	2	24.3727-0475.2 580475 L= 1.399
<b>MERCEDES-BENZ - SPRINTER CLASSIC 3,5-t Kasten (909) 09/13→</b>						
 <b>Bremsbackensatz, Feststellbremse</b>						
311 CDI (909.632, 909.633)	80	09/13→	→			03.0137-4003.2 654003 Ø 180 x 25 + Zub
 <b>Seilzug, Feststellbremse</b>						
311 CDI (909.632, 909.633)	80	09/13→	←	↑; Scheibenbremse	1	24.3727-0472.2 580472 L= 1.468
			→	↓; Scheibenbremse	2	24.3727-0473.2 580473 L= 1.706
<b>MERCEDES-BENZ - SPRINTER CLASSIC 4,6-t Bus (909) 09/13→</b>						
 <b>Bremsbackensatz, Feststellbremse</b>						
411 CDI (909.843)	80	09/13→	→			03.0137-4003.2 654003 Ø 180 x 25 + Zub
 <b>Seilzug, Feststellbremse</b>						
411 CDI (909.843)	80	09/13→	←	↑; Scheibenbremse	1	24.3727-0472.2 580472 L= 1.468
			→	↓; Scheibenbremse	2	24.3727-0473.2 580473 L= 1.706
<b>MERCEDES-BENZ - T1 Bus (601) 05/77→02/96</b>						
 <b>Radbremsszylinder</b>						
208 D 2.3	60	10/88→02/96	→			24.3215-0902.3 020153 Ø 15,87 GG
208 D 2.3 (601.371, 601.372, 601.376, 601.377)	58	10/88→02/96				
210 2.3	77	05/89→02/96				
210 D 2.8	70	11/88→02/96				
210 D 2.8	72	11/88→02/96				
 <b>Bremstrommel</b>						
208 D 2.3	60	10/88→02/96	→			24.0223-0009.1 480039 Ø 230,0 x 43 / 231
208 D 2.3 (601.371, 601.372, 601.376, 601.377)	58	10/88→02/96				
210 2.3	77	05/89→02/96				
210 D 2.8	70	11/88→02/96				
210 D 2.8	72	11/88→02/96				

	kw				!#		
<b>MERCEDES-BENZ - T1 Bus (601) 05/77→02/96</b>							
 <b>Seilzug, Feststellbremse</b>							
208 D 2.3	60	10/88→02/96	➔	☑; Trommelbremse	2	24.3727-0420.2 580420	L= 1.798
208 D 2.3 (601.371, 601.372, 601.376, 601.377)	58	10/88→02/96	➔	☐; Trommelbremse		24.3727-0459.2 580459	L= 1.845
210 2.3	77	05/89→02/96	➔	☑; Trommelbremse		24.3727-0460.2 580460	L= 1.845
210 D 2.8	70	11/88→02/96					
210 D 2.8	72	11/88→02/96					
<b>MERCEDES-BENZ - T1 Bus (602) 04/77→02/96</b>							
 <b>Radbremszylinder</b>							
308 D 2.3	58	05/90→02/96	➔			24.3215-0902.3 020153	Ø 15,87 GG
308 D 2.3	60	06/89→02/96					
310 D 2.9	70	06/89→02/96					
310 D 2.9	72	06/90→02/96					
 <b>Bremstrommel</b>							
308 D 2.3	58	05/90→02/96	➔			24.0226-0001.1 480050	Ø 260,0 x 64 / 261,5
308 D 2.3	60	06/89→02/96					
310 D 2.9	70	06/89→02/96					
310 D 2.9	72	06/90→02/96					
 <b>Seilzug, Feststellbremse</b>							
308 D 2.3	58	05/90→02/96	➔	☑; Trommelbremse	2	24.3727-0420.2 580420	L= 1.798
308 D 2.3	60	06/89→02/96	➔	☐; Trommelbremse		24.3727-0459.2 580459	L= 1.845
310 D 2.9	70	06/89→02/96	➔	☑; Trommelbremse		24.3727-0460.2 580460	L= 1.845
310 D 2.9	72	06/90→02/96	➔	☐; Trommelbremse			
<b>MERCEDES-BENZ - T1 Kasten (601, 611) 05/77→02/96</b>							
 <b>Radbremszylinder</b>							
208 D 2.3	58	11/88→02/96	➔			24.3215-0902.3 020153	Ø 15,87 GG
208 D 2.3	60	10/88→02/96					
210 2.3	70	07/82→02/96					
210 2.3	77	05/89→02/96					
210 D 2.8	70	10/88→02/96					
210 D 2.8	72	10/88→02/96					
 <b>Bremstrommel</b>							
208 D 2.3	58	11/88→02/96	➔			24.0223-0009.1 480039	Ø 230,0 x 43 / 231
208 D 2.3	60	10/88→02/96					
210 2.3	70	07/82→02/96					
210 2.3	77	05/89→02/96					
210 D 2.8	70	10/88→02/96					
210 D 2.8	72	10/88→02/96					
 <b>Seilzug, Feststellbremse</b>							
208 D 2.3	58	11/88→02/96	➔	☑; Trommelbremse	2	24.3727-0420.2 580420	L= 1.798
208 D 2.3	60	10/88→02/96	➔	☐; Trommelbremse		24.3727-0459.2 580459	L= 1.845
210 2.3	70	07/82→02/96	➔	☑; Trommelbremse		24.3727-0460.2 580460	L= 1.845
210 2.3	77	05/89→02/96	➔	☐; Trommelbremse			
210 D 2.8	70	10/88→02/96					
210 D 2.8	72	10/88→02/96					
<b>MERCEDES-BENZ - T1 Kasten (602) 10/82→02/96</b>							
 <b>Radbremszylinder</b>							
308 D 2.3	58	11/88→02/96	➔			24.3215-0902.3 020153	Ø 15,87 GG
308 D 2.3	60	06/89→02/96					
310 2.3	70	06/89→02/96					
310 D 2.9	70	06/89→02/96					
310 D 2.9	72	06/89→02/96					
 <b>Bremstrommel</b>							
308 D 2.3	58	11/88→02/96	➔			24.0226-0001.1 480050	Ø 260,0 x 64 / 261,5
308 D 2.3	60	06/89→02/96					
310 2.3	70	06/89→02/96					
310 D 2.9	70	06/89→02/96					
310 D 2.9	72	06/89→02/96					
 <b>Seilzug, Feststellbremse</b>							
308 D 2.3	58	11/88→02/96	➔	☑; Trommelbremse	2	24.3727-0420.2 580420	L= 1.798
308 D 2.3	60	06/89→02/96	➔	☐; Trommelbremse		24.3727-0459.2 580459	L= 1.845
310 2.3	70	06/89→02/96	➔	☑; Trommelbremse		24.3727-0460.2 580460	L= 1.845
310 D 2.9	70	06/89→02/96	➔	☐; Trommelbremse			
310 D 2.9	72	06/89→02/96	➔	☑; Trommelbremse			










	kW				#		
<b>MERCEDES-BENZ - T1 Pritsche/Fahrgestell (601) 01/77→02/96</b>							
 <b>Radbremszylinder</b>							
208 D 2.3	58	11/88→02/96	➔			24.3215-0902.3 020153	Ø 15,87 GG
208 D 2.3	60	06/89→02/96					
210 D 2.8	72	11/88→02/96					
210 D 2.9	70	11/88→02/96					
 <b>Bremstrommel</b>							
208 D 2.3	58	11/88→02/96	➔			24.0223-0009.1 480039	Ø 230,0 x 43 / 231
208 D 2.3	60	06/89→02/96					
210 D 2.8	72	11/88→02/96					
210 D 2.9	70	11/88→02/96					
 <b>Seilzug, Feststellbremse</b>							
208 D 2.3	58	11/88→02/96	➔	☑; Trommelbremse	2	24.3727-0420.2 580420	L= 1.798
208 D 2.3	60	06/89→02/96					
210 D 2.8	72	11/88→02/96	➔	☐; Trommelbremse		24.3727-0459.2 580459	L= 1.845
210 D 2.9	70	11/88→02/96	➔	☐; Trommelbremse		24.3727-0460.2 580460	L= 1.845
<b>MERCEDES-BENZ - T1 Pritsche/Fahrgestell (602) 01/77→02/96</b>							
 <b>Radbremszylinder</b>							
308 D 2.3	58	06/89→02/96	➔			24.3215-0902.3 020153	Ø 15,87 GG
308 D 2.3	60	06/89→02/96					
310 D 2.9	70	06/89→02/96					
310 D 2.9	72	06/89→02/96					
 <b>Bremstrommel</b>							
308 D 2.3	58	06/89→02/96	➔			24.0226-0001.1 480050	Ø 260,0 x 64 / 261,5
308 D 2.3	60	06/89→02/96					
310 D 2.9	70	06/89→02/96					
310 D 2.9	72	06/89→02/96					
 <b>Seilzug, Feststellbremse</b>							
308 D 2.3	58	06/89→02/96	➔	☑; Trommelbremse	2	24.3727-0420.2 580420	L= 1.798
308 D 2.3	60	06/89→02/96					
310 D 2.9	70	06/89→02/96	➔	☐; Trommelbremse		24.3727-0459.2 580459	L= 1.845
310 D 2.9	72	06/89→02/96	➔	☐; Trommelbremse		24.3727-0460.2 580460	L= 1.845
<b>MERCEDES-BENZ - Vaneo (414) 02/02→07/05</b>							
 <b>Bremsbackensatz, Feststellbremse</b>							
1.6 (414.700)	60	02/02→07/05	➔			03.0137-4013.2 654013	Ø 164 x 20 + Zub
1.6 (414.700)	75	02/02→07/05					
1.7 CDI (414.700)	55	02/02→07/05					
1.7 CDI (414.700)	67	02/02→07/05					
1.9 (414.700)	92	02/02→07/05					
 <b>Seilzug, Feststellbremse</b>							
1.6 (414.700)	60	02/02→07/05	➔	☑; Scheibenbremse	1	24.3727-0450.2 580450	L= 1.463
1.6 (414.700)	75	02/02→07/05					
1.7 CDI (414.700)	55	02/02→07/05	➔	☐; Scheibenbremse		24.3727-0427.2 580427	L= 685
1.7 CDI (414.700)	67	02/02→07/05	➔	☐; Scheibenbremse		24.3727-0428.2 580428	L= 1.038
1.9 (414.700)	92	02/02→07/05					
<b>MERCEDES-BENZ - Viano (W639) 09/03→</b>							
 <b>Bremsbackensatz, Feststellbremse</b>							
3,0 (639.711, 639.811)	140	09/03→	➔	→ 02/14		03.0137-4009.2 654009	Ø 186 x 20 - HEB / + Zub
3,2 (639.713, 639.813, 639.815)	160	09/03→					
3,5 (639.811, 639.813, 639.815)	190	09/07→					
3,7 (639.815)	170	06/04→					
CDI 2.0 (639.711, 639.713, 639.811, 639.813, 639.815)	80	09/03→					
CDI 2.0 (639.711, 639.713, 639.811, 639.813, 639.815)	85	08/05→					
CDI 2.0 (639.811, 639.813, 639.815)	100	07/10→					
CDI 2.0 4-matic (639.811, 639.813, 639.815)	100	07/10→					
CDI 2.2 (639.711, 639.713, 639.811, 639.813, 639.815)	110	09/03→					
CDI 2.2 (639.811, 639.813, 639.815)	120	07/10→					


























	kW					! #		
<b>MERCEDES-BENZ - VIANO (W639) 09/03→</b>								
 <b>Bremsbackensatz, Feststellbremse</b>								
CDI 2.2 4-matic (639.811, 639.813, 639.815)	120	07/10→	➡	→ 02/14			<b>03.0137-4009.2 654009</b>	Ø 186 x 20 - HEB / + Zub
CDI 3.0 (639.811, 639.813, 639.815)	150	03/06→						
CDI 3.0 (639.811, 639.813, 639.815)	165	07/10→						
CDI 2.0 4-matic (639.713)	80	07/05→	➡	07/10→ 02/14			<b>03.0137-4009.2 654009</b>	Ø 186 x 20 - HEB / + Zub
CDI 2.2 4-matic (639.711, 639.713, 639.811, 639.813,...	110	07/05→						
 <b>Seilzug, Feststellbremse</b>								
3.0 (639.711, 639.811)	140	09/03→	➡	☐; → 02/14; Scheibenbremse			<b>24.3727-0453.2 580453</b>	L= 1.285
3.2 (639.713, 639.813, 639.815)	160	09/03→	➡	☐; → 02/14; Scheibenbremse			<b>24.3727-0454.2 580454</b>	L= 1.152
3.5 (639.811, 639.813, 639.815)	190	09/07→						
3.7 (639.815)	170	06/04→						
CDI 2.0 (639.711, 639.713, 639.811, 639.813, 639.815)	80	09/03→						
CDI 2.0 (639.711, 639.713, 639.811, 639.813, 639.815)	85	08/05→						
CDI 2.0 (639.811, 639.813, 639.815)	100	07/10→						
CDI 2.0 4-matic (639.811, 639.813, 639.815)	100	07/10→						
CDI 2.2 (639.711, 639.713, 639.811, 639.813, 639.815)	110	09/03→						
CDI 2.2 (639.811, 639.813, 639.815)	120	07/10→						
CDI 2.2 4-matic (639.811, 639.813, 639.815)	120	07/10→						
CDI 3.0 (639.811, 639.813, 639.815)	150	03/06→						
CDI 3.0 (639.811, 639.813, 639.815)	165	07/10→						
CDI 2.0 4-matic (639.713)	80	07/05→	➡	☐; 07/10→ 02/14; Scheibenbremse			<b>24.3727-0453.2 580453</b>	L= 1.285
CDI 2.2 4-matic (639.711, 639.713, 639.811, 639.813,...	110	07/05→	➡	☐; 07/10→ 02/14; Scheibenbremse			<b>24.3727-0454.2 580454</b>	L= 1.152
<b>MERCEDES-BENZ - VITO / MIXTO Kasten (W639) 09/03→</b>								
 <b>Bremsbackensatz, Feststellbremse</b>								
109 CDI (639.601, 639.603, 639.605)	65	09/03→	➡	→ 02/14			<b>03.0137-4009.2 654009</b>	Ø 186 x 20 - HEB / + Zub
109 CDI (639.601, 639.603, 639.605)	70	08/06→						
110 CDI (639.601, 639.603, 639.605)	70	09/10→						
111 CDI (639.601, 639.603, 639.605)	80	09/03→						
111 CDI (639.601, 639.603)	85	09/07→						
111 CDI 4x4 (639.601, 639.603, 639.605)	80	09/07→						
113 CDI (639.601, 639.603, 639.605)	100	09/10→						
113 CDI 4x4 (639.601, 639.603, 639.605)	100	09/10→						
115 CDI (639.601, 639.603, 639.605)	110	09/03→						
116 CDI (639.601, 639.603, 639.605)	120	09/10→						
116 CDI 4x4 (639.601, 639.603, 639.605)	120	09/10→						
119 (639.601, 639.603, 639.605)	140	09/03→						
122 (639.601, 639.603, 639.605)	160	09/03→						
122 CDI (639.601, 639.603, 639.605)	165	09/10→						
126 (639.601, 639.603, 639.605)	190	09/07→						
↓								












	kW				!#		
<b>MERCEDES-BENZ - VITO / MIXTO Kasten (W639) 09/03→</b>							
 <b>Bremsbackensatz, Feststellbremse</b>							
E-CELL (639.601, 639.603, 639.605)	60	03/12→	➔	→ 02/14		<b>03.0137-4009.2 654009</b>	Ø 186 x 20 - HEB / + Zub
115 CDI 4x4 (639.601, 639.603, 639.605)	110	07/06→	➔	09/07→ 02/14		<b>03.0137-4009.2 654009</b>	Ø 186 x 20 - HEB / + Zub
120 CDI (639.601, 639.603, 639.605)	150	07/06→					
123 (639.601, 639.603, 639.605)	165	06/04→07/08	➔			<b>03.0137-4009.2 654009</b>	Ø 186 x 20 - HEB / + Zub
123 (639.601)	170	06/04→07/08					
 <b>Seilzug, Feststellbremse</b>							
109 CDI (639.601, 639.603, 639.605)	65	09/03→	➔	☐; → 02/14; Scheibenbremse		<b>24.3727-0453.2 580453</b>	L= 1.285
109 CDI (639.601, 639.603, 639.605)	70	08/06→	➔	☐; → 02/14; Scheibenbremse		<b>24.3727-0454.2 580454</b>	L= 1.152
110 CDI (639.601, 639.603, 639.605)	70	09/10→					
111 CDI (639.601, 639.603, 639.605)	80	09/03→					
111 CDI (639.601, 639.603)	85	09/07→					
111 CDI 4x4 (639.601, 639.603, 639.605)	80	09/07→					
113 CDI (639.601, 639.603, 639.605)	100	09/10→					
113 CDI 4x4 (639.601, 639.603, 639.605)	100	09/10→					
115 CDI (639.601, 639.603, 639.605)	110	09/03→					
116 CDI (639.601, 639.603, 639.605)	120	09/10→					
116 CDI 4x4 (639.601, 639.603, 639.605)	120	09/10→					
119 (639.601, 639.603, 639.605)	140	09/03→					
122 (639.601, 639.603, 639.605)	160	09/03→					
122 CDI (639.601, 639.603, 639.605)	165	09/10→					
126 (639.601, 639.603, 639.605)	190	09/07→					
115 CDI 4x4 (639.601, 639.603, 639.605)	110	07/06→	➔	☐; 09/07→ 02/14; Scheibenbremse		<b>24.3727-0453.2 580453</b>	L= 1.285
120 CDI (639.601, 639.603, 639.605)	150	07/06→	➔	☐; 09/07→ 02/14; Scheibenbremse		<b>24.3727-0454.2 580454</b>	L= 1.152
123 (639.601, 639.603, 639.605)	165	06/04→07/08	➔	☐; Scheibenbremse		<b>24.3727-0453.2 580453</b>	L= 1.285
123 (639.601)	170	06/04→07/08	➔	☐; Scheibenbremse		<b>24.3727-0454.2 580454</b>	L= 1.152
<b>MERCEDES-BENZ - VITO Bus (638) 02/96→07/03</b>							
 <b>Bremsbackensatz, Feststellbremse</b>							
108 CDI 2.2 (638.194)	60	03/99→07/03				<b>03.0137-4011.2 654011</b>	Ø 178 x 20 + Zub
110 CDI 2.2 (638.194)	75	03/99→07/03					
112 CDI 2.2 (638.194)	90	03/99→07/03					
114 2.3 (638.134, 638.194)	105	12/96→07/03					
108 D 2.3 (638.164)	58	02/96→07/03		03/96→		<b>03.0137-4011.2 654011</b>	Ø 178 x 20 + Zub
110 TD 2.3 (638.174)	72	02/96→07/03					
113 2.0 (638.114, 638.194)	95	02/96→07/03					
<b>Zubehörsatz, Feststellbremsbacken</b>							
108 CDI 2.2 (638.194)	60	03/99→07/03	➔			<b>03.0137-9248.2 669248</b>	
110 CDI 2.2 (638.194)	75	03/99→07/03					
112 CDI 2.2 (638.194)	90	03/99→07/03					
114 2.3 (638.134, 638.194)	105	12/96→07/03					
108 D 2.3 (638.164)	58	02/96→07/03	➔	03/96→		<b>03.0137-9248.2 669248</b>	
110 TD 2.3 (638.174)	72	02/96→07/03					
113 2.0 (638.114, 638.194)	95	02/96→07/03					
 <b>Seilzug, Feststellbremse</b>							
108 CDI 2.2 (638.194)	60	03/99→07/03	➔	☐; Scheibenbremse	2	<b>24.3727-0435.2 580435</b>	L= 1.167
110 CDI 2.2 (638.194)	75	03/99→07/03					
112 CDI 2.2 (638.194)	90	03/99→07/03					
114 2.3 (638.134, 638.194)	105	12/96→07/03					
108 D 2.3 (638.164)	58	02/96→07/03	➔	☐; 03/96→; Scheibenbremse	2	<b>24.3727-0435.2 580435</b>	L= 1.167
110 TD 2.3 (638.174)	72	02/96→07/03					














	kW				! #		
<b>MERCEDES-BENZ - VITO Bus (638) 02/96→07/03</b>							
 <b>Seilzug, Feststellbremse</b>							
113 2.0 (638.114, 638.194)	95	02/96→07/03	➡	☑; 03/96→; Scheibenbremse	2	24.3727-0435.2 580435	L= 1.167
<b>MERCEDES-BENZ - VITO Bus (W639) 09/03→</b>							
 <b>Bremsbackensatz, Feststellbremse</b>							
109 CDI (639.701, 639.703)	70	09/06→	➡	→ 02/14		03.0137-4009.2 654009	Ø 186 x 20 - HEB / + Zub
109 CDI (639.701)	65	09/03→					
109 CDI 4x4 (639.701)	70	09/07→					
110 CDI (639.701, 639.703, 639.705)	70	09/10→					
111 CDI (639.701, 639.703, 639.705)	80	09/03→					
111 CDI (639.701, 639.703, 639.705)	85	09/07→					
111 CDI 4x4 (639.701, 639.703, 639.705)	80	09/07→					
113 CDI (639.701, 639.703, 639.705)	100	09/10→					
113 CDI 4x4 (639.701, 639.703, 639.705)	100	09/10→					
115 CDI (639.701, 639.703, 639.705)	110	09/03→					
115 CDI 4x4 (639.701, 639.703, 639.705)	110	09/07→					
116 CDI (639.701, 639.703, 639.705)	120	09/10→					
116 CDI 4x4 (639.701, 639.703, 639.705)	120	09/10→					
119 (639.701, 639.703, 639.705)	140	09/03→					
122 (639.701, 639.703, 639.705)	160	09/03→					
122 CDI (639.701, 639.703, 639.705)	165	09/10→					
123 (639.701)	170	06/04→					
126 (639.701, 639.703, 639.705)	190	09/07→					
E-CELL (639.703)	60	03/12→					
120 CDI (639.701, 639.703, 639.705)	150	07/06→	➡	09/07→ 02/14		03.0137-4009.2 654009	Ø 186 x 20 - HEB / + Zub
123 (639.701, 639.703, 639.705)	165	06/04→07/08	➡			03.0137-4009.2 654009	Ø 186 x 20 - HEB / + Zub
 <b>Seilzug, Feststellbremse</b>							
109 CDI (639.701, 639.703)	70	09/06→	➡	☐; → 02/14; Scheibenbremse		24.3727-0453.2 580453	L= 1.285
109 CDI (639.701)	65	09/03→	➡	☐; → 02/14; Scheibenbremse		24.3727-0454.2 580454	L= 1.152
109 CDI 4x4 (639.701)	70	09/07→					
110 CDI (639.701, 639.703, 639.705)	70	09/10→					
111 CDI (639.701, 639.703, 639.705)	80	09/03→					
111 CDI (639.701, 639.703, 639.705)	85	09/07→					
111 CDI 4x4 (639.701, 639.703, 639.705)	80	09/07→					
113 CDI (639.701, 639.703, 639.705)	100	09/10→					
113 CDI 4x4 (639.701, 639.703, 639.705)	100	09/10→					
115 CDI (639.701, 639.703, 639.705)	110	09/03→					
115 CDI 4x4 (639.701, 639.703, 639.705)	110	09/07→					
116 CDI (639.701, 639.703, 639.705)	120	09/10→					
116 CDI 4x4 (639.701, 639.703, 639.705)	120	09/10→					
119 (639.701, 639.703, 639.705)	140	09/03→					
122 (639.701, 639.703, 639.705)	160	09/03→					
122 CDI (639.701, 639.703, 639.705)	165	09/10→					
123 (639.701)	170	06/04→					
126 (639.701, 639.703, 639.705)	190	09/07→					
120 CDI (639.701, 639.703, 639.705)	150	07/06→	➡	☐; 09/07→ 02/14; Scheibenbremse		24.3727-0453.2 580453	L= 1.285
			➡	☐; 09/07→ 02/14; Scheibenbremse		24.3727-0454.2 580454	L= 1.152
↓							













	kW				!#		
<b>MERCEDES-BENZ - VITO Bus (W639) 09/03→</b>							
 <b>Seilzug, Feststellbremse</b>							
123 (639.701, 639.703, 639.705)	165	06/04→07/08	➔	<input type="checkbox"/> ; Scheibenbremse		24.3727-0453.2 580453	L= 1.285
			➔	<input checked="" type="checkbox"/> ; Scheibenbremse		24.3727-0454.2 580454	L= 1.152
<b>MERCEDES-BENZ - VITO Kasten (638) 03/97→07/03</b>							
 <b>Bremsbackensatz, Feststellbremse</b>							
108 CDI 2.2 (638.094)	60	03/99→07/03				03.0137-4011.2 654011	Ø 178 x 20 + Zub
108 D 2.3 (638.064, 638.068)	58	03/97→07/03					
110 CDI 2.2 (638.094)	75	03/99→07/03					
110 D 2.3 (638.074, 638.078)	72	03/97→07/03					
112 CDI 2.2 (638.094)	90	03/99→07/03					
113 2.0 (638.014, 638.094)	95	03/97→07/03					
114 2.3 (638.034, 638.094)	105	03/97→07/03					
<b>Zubehörsatz, Feststellbremsbacken</b>							
108 CDI 2.2 (638.094)	60	03/99→07/03	➔			03.0137-9248.2 669248	
108 D 2.3 (638.064, 638.068)	58	03/97→07/03					
110 CDI 2.2 (638.094)	75	03/99→07/03					
110 D 2.3 (638.074, 638.078)	72	03/97→07/03					
112 CDI 2.2 (638.094)	90	03/99→07/03					
113 2.0 (638.014, 638.094)	95	03/97→07/03					
114 2.3 (638.034, 638.094)	105	03/97→07/03					
 <b>Seilzug, Feststellbremse</b>							
108 CDI 2.2 (638.094)	60	03/99→07/03	➔	<input checked="" type="checkbox"/> ; Scheibenbremse	2	24.3727-0435.2 580435	L= 1.167
108 D 2.3 (638.064, 638.068)	58	03/97→07/03					
110 CDI 2.2 (638.094)	75	03/99→07/03					
110 D 2.3 (638.074, 638.078)	72	03/97→07/03					
112 CDI 2.2 (638.094)	90	03/99→07/03					
113 2.0 (638.014, 638.094)	95	03/97→07/03					
114 2.3 (638.034, 638.094)	105	03/97→07/03					
<b>MERCEDES-BENZ - VITO Kasten (W447) 10/14→</b>							
 <b>Bremsbackensatz, Feststellbremse</b>							
109 CDI (447.601, 447.603, 447.605)	65	10/14→				03.0137-4009.2 654009	Ø 186 x 20 - HEB / + Zub
111 CDI (447.601, 447.603, 447.605)	84	10/14→					
114 CDI (447.601, 447.603, 447.605)	100	10/14→					
114 CDI 4x4 (447.601, 447.603, 447.605)	100	07/15→					
116 CDI (447.601, 447.603, 447.605)	120	10/14→					
116 CDI 4x4 (447.601, 447.603, 447.605)	120	07/15→					
119 CDI / BlueTEC (447.601, 447.603, 447.605)	140	10/14→					
119 CDI / BlueTEC 4x4 (447.601, 447.603, 447.605)	140	07/15→					
<b>MERCEDES-BENZ - VITO Mixto (W447) 10/14→</b>							
 <b>Bremsbackensatz, Feststellbremse</b>							
109 CDI (447.701, 447.703, 447.705)	65	10/14→				03.0137-4009.2 654009	Ø 186 x 20 - HEB / + Zub
111 CDI (447.701, 447.703, 447.705)	84	10/14→					
114 CDI (447.701, 447.703, 447.705)	100	10/14→					
114 CDI 4x4 (447.701, 447.703, 447.705)	100	07/15→					
116 CDI (447.701, 447.703, 447.705)	120	10/14→					
116 CDI 4x4 (447.701, 447.703, 447.705)	120	07/15→					

	kw					! #		
<b>MERCEDES-BENZ - VITO Mixto (W447) 10/14→</b>								
 <b>Bremsbackensatz, Feststellbremse</b>								
119 BlueTEC (447.701, 447.703, 447.705)	140	10/14→					<b>03.0137-4009.2 654009</b>	Ø 186 x 20 - HEB / + Zub
119 BlueTEC 4x4 (447.701, 447.703, 447.705)	140	12/14→						
<b>MERCEDES-BENZ - VITO Tourer (W447) 10/14→</b>								
 <b>Bremsbackensatz, Feststellbremse</b>								
109 CDI / 109 BlueTEC (447.701, 447.703, 447.705)	65	10/14→					<b>03.0137-4009.2 654009</b>	Ø 186 x 20 - HEB / + Zub
111 CDI / 111 BlueTEC (447.701, 447.703, 447.705)	84	10/14→						
114 CDI / 114 BlueTEC (447.701, 447.703, 447.705)	100	10/14→						
114 CDI / 114 BlueTEC 4x4 (447.701, 447.703, 447.705)	100	07/15→						
116 CDI / 116 BlueTEC (447.701, 447.703, 447.705)	120	10/14→						
116 CDI / 116 BlueTEC 4x4 (447.701, 447.703, 447.705)	120	07/15→						
119 BlueTEC (447.701, 447.703, 447.705)	140	10/14→						
119 CDI / 119 BlueTEC 4x4 (447.701, 447.703, 447.705)	140	12/14→						
<b>MERCEDES-BENZ - V-KLASSE (638/2) 02/96→07/03</b>								
 <b>Bremsbackensatz, Feststellbremse</b>								
V 200 (638.214, 638.294)	95	02/97→07/03					<b>03.0137-4011.2 654011</b>	Ø 178 x 20 + Zub
V 200 CDI (638.294)	75	03/99→07/03						
V 220 CDI (638.294)	90	03/99→07/03						
V 230 (638.234, 638.294)	105	10/96→07/03						
V 230 TD (638.274)	72	09/96→07/03						
V 280 (638.244, 638.294)	128	08/97→07/03		09/97→			<b>03.0137-4011.2 654011</b>	Ø 178 x 20 + Zub
<b>Zubehörsatz, Feststellbremsbacken</b>								
V 200 (638.214, 638.294)	95	02/97→07/03	➡				<b>03.0137-9248.2 669248</b>	
V 200 CDI (638.294)	75	03/99→07/03						
V 220 CDI (638.294)	90	03/99→07/03						
V 230 (638.234, 638.294)	105	10/96→07/03						
V 230 TD (638.274)	72	09/96→07/03						
V 280 (638.244, 638.294)	128	08/97→07/03	➡	09/97→			<b>03.0137-9248.2 669248</b>	
 <b>Seilzug, Feststellbremse</b>								
V 200 (638.214, 638.294)	95	02/97→07/03	➡	⬇; Scheibenbremse		2	<b>24.3727-0435.2 580435</b>	L= 1.167
V 200 CDI (638.294)	75	03/99→07/03						
V 220 CDI (638.294)	90	03/99→07/03						
V 230 (638.234, 638.294)	105	10/96→07/03						
V 230 TD (638.274)	72	09/96→07/03						
V 280 (638.244, 638.294)	128	08/97→07/03	➡	⬇; 09/97→; Scheibenbremse		2	<b>24.3727-0435.2 580435</b>	L= 1.167
<b>MERCEDES-BENZ - V-KLASSE (W447) 03/14→</b>								
 <b>Bremsbackensatz, Feststellbremse</b>								
V 200 CDI / d (447.811, 447.813, 447.815)	100	03/14→					<b>03.0137-4009.2 654009</b>	Ø 186 x 20 - HEB / + Zub
V 200 CDI / d 4-matic	100	04/15→						
V 220 CDI / d (447.811, 447.813, 447.815)	120	03/14→						
V 220 CDI / d 4-matic	120	04/15→						
V 250 BlueTEC / d (447.811, 447.813, 447.815)	140	03/14→						
V 250 BlueTEC / d 4-matic	140	12/14→						













	kW			#		
<b>MERCEDES-BENZ - X-KLASSE (470) 09/17→</b>						
 <b>Bremsbackensatz, Feststellbremse</b>						
X 220 d (470.210) X 220 d 4-matic (470.211) X 250 d (470.230) X 250 d 4-matic (470.231) X 350 d 4-matic (470.252)	120 120 140 140 190	09/17→ 09/17→ 09/17→ 09/17→ 07/18→	➔		03.0137-3042.2 653042	Ø 190 x 33 - HEB
<b>MERCEDES-BENZ - X-KLASSE Pritsche/Fahrgestell (470) 09/17→</b>						
 <b>Bremsbackensatz, Feststellbremse</b>						
X 220 d (470.210) X 250 d 4-matic (470.231)	120 140	09/17→ 09/17→	➔		03.0137-3042.2 653042	Ø 190 x 33 - HEB
<b>MG - MG ZT 06/01→10/05</b>						
 <b>Bremsbackensatz, Feststellbremse</b>						
1.8 T 16V 160 180 190 2.0 CDTi 2.0 CDTi	118 118 130 140 85 96	01/03→07/05 06/01→07/05 02/04→10/05 06/01→07/05 06/02→09/03 11/02→07/05	➔		03.0137-0408.2 650408	Ø 160 x 20
<b>Reparaturatz, Automatische Nachstellung</b>						
1.8 T 16V 160 180 190 2.0 CDTi 2.0 CDTi	118 118 130 140 85 96	01/03→07/05 06/01→07/05 02/04→10/05 06/01→07/05 06/02→09/03 11/02→07/05			03.0137-9701.2 669701 03.0137-9702.2 669702	
<b>MG - MG ZT- T 10/01→10/05</b>						
 <b>Bremsbackensatz, Feststellbremse</b>						
1.8 T 16V 160 180 190 2.0 CDTi 2.0 CDTi	118 118 130 140 96 85	01/03→07/05 10/01→07/05 02/04→10/05 10/01→07/05 11/02→07/05 06/02→07/05	➔		03.0137-0408.2 650408	Ø 160 x 20
			➔	→ 09/03	03.0137-0408.2 650408	Ø 160 x 20
<b>Reparaturatz, Automatische Nachstellung</b>						
1.8 T 16V 160 180 190 2.0 CDTi 2.0 CDTi	118 118 130 140 96 85	01/03→07/05 10/01→07/05 02/04→10/05 10/01→07/05 11/02→07/05 06/02→07/05			03.0137-9701.2 669701 03.0137-9702.2 669702	
				→ 09/03	03.0137-9701.2 669701 03.0137-9702.2 669702	
<b>MINI - MINI (F55) 09/13→</b>						
 <b>Seilzug, Feststellbremse</b>						
Cooper Cooper D Cooper S Cooper S Cooper SD Cooper SD One One D	100 85 120 141 120 125 75 70	09/13→ 10/13→ 09/13→ 09/13→ 09/13→ 09/13→ 05/14→10/17 02/14→	➔	<input type="checkbox"/> ; 10/14→; Scheibenbremse	24.3727-0250.2 580250	L= 771
			➔	<input type="checkbox"/> ; 10/14→; Scheibenbremse	24.3727-0251.2 580251	L= 846
Cooper S JCW One First	155 55	09/13→ 11/17→	➔	<input type="checkbox"/> ; Scheibenbremse	24.3727-0250.2 580250	L= 771
			➔	<input type="checkbox"/> ; Scheibenbremse	24.3727-0251.2 580251	L= 846
One First	55	06/14→10/17	➔	<input type="checkbox"/> ; 03/15→; Scheibenbremse	24.3727-0250.2 580250	L= 771
			➔	<input type="checkbox"/> ; 03/15→; Scheibenbremse	24.3727-0251.2 580251	L= 846
<b>MINI - MINI (F56) 12/13→</b>						
 <b>Seilzug, Feststellbremse</b>						
Cooper Cooper D Cooper S Cooper S Cooper SD Cooper SD	100 85 120 141 120 125	12/13→ 12/13→ 11/14→ 12/13→ 06/14→ 06/14→	➔	<input type="checkbox"/> ; Scheibenbremse	24.3727-0250.2 580250	L= 771
			➔	<input type="checkbox"/> ; Scheibenbremse	24.3727-0251.2 580251	L= 846





























	kw				!#		
<b>MINI - MINI (F56) 12/13→</b>							
 <b>Seilzug, Feststellbremse</b>							
John Cooper Works One	170	03/15→	➔	<input type="checkbox"/> ; Scheibenbremse		24.3727-0250.2 580250	L= 771
One	75	04/14→10/17	➔	<input type="checkbox"/> ; Scheibenbremse		24.3727-0251.2 580251	L= 846
One D	75	11/17→					
One First	70	03/14→					
One First	55	07/14→10/17					
One First	55	11/17→					
Cooper S JCW	155	12/13→	➔	<input type="checkbox"/> ; 03/15→; Scheibenbremse		24.3727-0250.2 580250	L= 771
			➔	<input type="checkbox"/> ; 03/15→; Scheibenbremse		24.3727-0251.2 580251	L= 846
<b>MINI - MINI (R50, R53) 06/01→09/06</b>							
 <b>Seilzug, Feststellbremse</b>							
Cooper	85	06/01→09/06	➔	<input type="checkbox"/> ; Scheibenbremse		24.3727-0244.2 580244	L= 1.435
Cooper S	125	07/04→09/06	➔	<input type="checkbox"/>		24.3727-0245.2 580245	L= 1.433
One	55	04/03→09/06	➔				
One	66	06/01→09/06					
One D	55	06/03→09/06					
One D	65	06/03→09/06					
S Works	149	11/03→06/05					
Works	155	11/03→09/06					
Cooper S	120	03/02→09/06	➔	<input type="checkbox"/> ; 07/02→; Scheibenbremse		24.3727-0244.2 580244	L= 1.435
			➔	<input type="checkbox"/> ; 07/02→		24.3727-0245.2 580245	L= 1.433
<b>MINI - MINI (R56) 11/05→01/14</b>							
 <b>Seilzug, Feststellbremse</b>							
Cooper	85	09/06→11/13	➔	<input type="checkbox"/> ; 03/10→; Scheibenbremse		24.3727-0241.2 580241	L= 1.393
Cooper	90	09/09→11/13	➔	<input type="checkbox"/> ; 03/10→; Scheibenbremse		24.3727-0242.2 580242	L= 1.402
One D	66	06/09→07/10	➔				
Cooper	88	10/06→02/12	➔	<input type="checkbox"/> ; 11/06→; Scheibenbremse		24.3727-0241.2 580241	L= 1.393
Cooper S	128	10/06→02/10	➔	<input type="checkbox"/> ; 11/06→; Scheibenbremse		24.3727-0242.2 580242	L= 1.402
Cooper D	80	11/06→09/10	➔	<input type="checkbox"/> ; 04/07→; Scheibenbremse		24.3727-0241.2 580241	L= 1.393
One	70	11/06→03/10	➔	<input type="checkbox"/> ; 04/07→; Scheibenbremse		24.3727-0242.2 580242	L= 1.402
Cooper D	82	06/10→11/13	➔	<input type="checkbox"/> ; Scheibenbremse		24.3727-0241.2 580241	L= 1.393
Cooper D	82	02/11→11/13	➔	<input type="checkbox"/> ; Scheibenbremse		24.3727-0242.2 580242	L= 1.402
Cooper S	120	03/10→11/13	➔	<input type="checkbox"/> ; Scheibenbremse			
Cooper S	135	03/10→11/13					
Cooper S	147	01/12→11/13					
Cooper SD	100	02/11→11/13					
Cooper SD	105	02/11→11/13					
John Cooper Works GP	160	09/12→11/13					
One	55	03/09→03/10					
One	55	03/10→11/13					
One	72	03/10→11/13					
One D	66	07/10→11/13					
Cooper S John Cooper Works	141	11/06→02/10	➔	<input type="checkbox"/> ; 03/08→; Scheibenbremse		24.3727-0241.2 580241	L= 1.393
John Cooper Works	155	11/07→11/13	➔	<input type="checkbox"/> ; 03/08→; Scheibenbremse		24.3727-0242.2 580242	L= 1.402
<b>MINI - MINI Cabriolet (F57) 11/14→</b>							
 <b>Seilzug, Feststellbremse</b>							
Cooper	100	11/14→	➔	<input type="checkbox"/> ; 11/15→; Scheibenbremse		24.3727-0250.2 580250	L= 771
Cooper D	85	12/14→	➔	<input type="checkbox"/> ; 11/15→; Scheibenbremse		24.3727-0251.2 580251	L= 846
Cooper S	120	11/14→					
Cooper S	141	11/14→					
Cooper SD	120	05/15→	➔	<input type="checkbox"/> ; 03/16→; Scheibenbremse		24.3727-0250.2 580250	L= 771
Cooper SD	125	05/15→	➔	<input type="checkbox"/> ; 03/16→; Scheibenbremse		24.3727-0251.2 580251	L= 846
Cooper S JCW	155	11/14→					
John Cooper Works	170	05/15→					
One	75	06/15→10/17	➔	<input type="checkbox"/> ; Scheibenbremse		24.3727-0250.2 580250	L= 771
One	75	11/17→	➔	<input type="checkbox"/> ; Scheibenbremse		24.3727-0251.2 580251	L= 846
<b>MINI - MINI Cabriolet (R52) 07/04→01/08</b>							
 <b>Seilzug, Feststellbremse</b>							
Cooper	85	07/04→11/07	➔	<input type="checkbox"/> ; Scheibenbremse		24.3727-0244.2 580244	L= 1.435
Cooper S	120	07/04→11/07	➔	<input type="checkbox"/>		24.3727-0245.2 580245	L= 1.433
Cooper S	125	07/04→11/07					
John Cooper Works	155	07/04→11/07					
One	66	07/04→11/07					
















	kW				!#		
<b>MINI - MINI Cabriolet (R57) 10/07→06/15</b>							
 <b>Seilzug, Feststellbremse</b>							
Cooper	85	10/07→06/10	➡	☐; 01/09→; Scheibenbremse		24.3727-0241.2 580241	L= 1.393
Cooper S	128	04/08→07/10	➡	☐; 01/09→; Scheibenbremse		24.3727-0242.2 580242	L= 1.402
Cooper S	141	04/08→07/10	➡	☐; 01/09→; Scheibenbremse		24.3727-0242.2 580242	L= 1.402
Cooper	88	10/07→06/15	➡	☐; 01/09→ 06/14; Scheibenbremse		24.3727-0241.2 580241	L= 1.393
Cooper S	120	10/07→06/15	➡	☐; 01/09→ 06/14; Scheibenbremse		24.3727-0242.2 580242	L= 1.402
Cooper	90	09/09→06/15	➡	☐; 03/10→ 06/14; Scheibenbremse		24.3727-0241.2 580241	L= 1.393
Cooper S	135	02/10→06/15	➡	☐; 03/10→ 06/14; Scheibenbremse		24.3727-0242.2 580242	L= 1.402
Cooper S	147	02/10→06/15	➡	☐; 03/10→ 06/14; Scheibenbremse		24.3727-0242.2 580242	L= 1.402
One	72	09/09→06/15	➡	☐; 03/10→ 06/14; Scheibenbremse		24.3727-0242.2 580242	L= 1.402
Cooper D	82	05/09→11/13	➡	☐; 06/10→; Scheibenbremse		24.3727-0241.2 580241	L= 1.393
			➡	☐; 06/10→; Scheibenbremse		24.3727-0242.2 580242	L= 1.402
Cooper D	82	02/11→05/15	➡	☐; → 06/14; Scheibenbremse		24.3727-0241.2 580241	L= 1.393
			➡	☐; → 06/14; Scheibenbremse		24.3727-0242.2 580242	L= 1.402
Cooper SD	100	01/11→05/15	➡	☐; 02/11→ 06/14; Scheibenbremse		24.3727-0241.2 580241	L= 1.393
Cooper SD	105	06/09→05/15	➡	☐; 02/11→ 06/14; Scheibenbremse		24.3727-0242.2 580242	L= 1.402
John Cooper Works	155	08/08→05/15	➡	☐; 03/09→ 06/14; Scheibenbremse		24.3727-0241.2 580241	L= 1.393
			➡	☐; 03/09→ 06/14; Scheibenbremse		24.3727-0242.2 580242	L= 1.402
<b>MINI - MINI CLUBMAN (R55) 10/06→12/15</b>							
 <b>Seilzug, Feststellbremse</b>							
Cooper	85	03/10→06/14	➡	☐; Scheibenbremse		24.3727-0240.2 580240	L= 1.474
Cooper	88	10/07→12/13	➡	☐; Scheibenbremse		24.3727-0243.2 580243	L= 1.483
Cooper	90	03/10→06/14	➡	☐; Scheibenbremse		24.3727-0243.2 580243	L= 1.483
Cooper D	80	10/07→02/10	➡	☐; Scheibenbremse		24.3727-0243.2 580243	L= 1.483
Cooper D	82	03/10→06/14	➡	☐; Scheibenbremse		24.3727-0243.2 580243	L= 1.483
Cooper D	82	02/11→06/14	➡	☐; Scheibenbremse		24.3727-0243.2 580243	L= 1.483
Cooper S	120	10/07→02/10	➡	☐; Scheibenbremse		24.3727-0243.2 580243	L= 1.483
Cooper S	128	10/07→02/10	➡	☐; Scheibenbremse		24.3727-0243.2 580243	L= 1.483
Cooper S	135	03/10→06/14	➡	☐; Scheibenbremse		24.3727-0243.2 580243	L= 1.483
Cooper S	147	03/10→06/14	➡	☐; Scheibenbremse		24.3727-0243.2 580243	L= 1.483
Cooper SD	100	02/11→06/14	➡	☐; Scheibenbremse		24.3727-0243.2 580243	L= 1.483
Cooper SD	105	02/11→06/14	➡	☐; Scheibenbremse		24.3727-0243.2 580243	L= 1.483
Cooper S John Cooper Works	141	10/08→02/10	➡	☐; Scheibenbremse		24.3727-0243.2 580243	L= 1.483
One	72	03/10→06/14	➡	☐; Scheibenbremse		24.3727-0243.2 580243	L= 1.483
One D	66	03/10→06/14	➡	☐; Scheibenbremse		24.3727-0243.2 580243	L= 1.483
John Cooper Works	155	11/07→06/14	➡	☐; 03/08→; Scheibenbremse		24.3727-0240.2 580240	L= 1.474
			➡	☐; 03/08→; Scheibenbremse		24.3727-0243.2 580243	L= 1.483
<b>MINI - MINI CLUBVAN (R55) 12/12→06/14</b>							
 <b>Seilzug, Feststellbremse</b>							
Cooper	90	12/12→06/14	➡	☐; Scheibenbremse		24.3727-0240.2 580240	L= 1.474
Cooper D	82	12/12→06/14	➡	☐; Scheibenbremse		24.3727-0243.2 580243	L= 1.483
One	72	12/12→06/14	➡	☐; Scheibenbremse		24.3727-0243.2 580243	L= 1.483
<b>MINI - MINI Coupe (R58) 12/10→05/15</b>							
 <b>Seilzug, Feststellbremse</b>							
Cooper	85	12/10→04/15	➡	☐; 10/11→; Scheibenbremse		24.3727-0241.2 580241	L= 1.393
Cooper	90	12/10→04/15	➡	☐; 10/11→; Scheibenbremse		24.3727-0241.2 580241	L= 1.393
Cooper S	120	12/10→04/15	➡	☐; 10/11→; Scheibenbremse		24.3727-0242.2 580242	L= 1.402
Cooper S	135	12/10→04/15	➡	☐; 10/11→; Scheibenbremse		24.3727-0242.2 580242	L= 1.402
Cooper SD	100	12/10→05/15	➡	☐; 10/11→; Scheibenbremse		24.3727-0242.2 580242	L= 1.402
Cooper SD	105	12/10→05/15	➡	☐; 10/11→; Scheibenbremse		24.3727-0242.2 580242	L= 1.402
Cooper S JCW	147	12/10→04/15	➡	☐; 10/11→; Scheibenbremse		24.3727-0242.2 580242	L= 1.402
John Cooper Works	155	12/10→05/15	➡	☐; 10/11→; Scheibenbremse		24.3727-0242.2 580242	L= 1.402
<b>MINI - MINI Roadster (R59) 01/11→04/15</b>							
 <b>Seilzug, Feststellbremse</b>							
Cooper	85	11/11→04/15	➡	☐; 02/12→; Scheibenbremse		24.3727-0241.2 580241	L= 1.393
Cooper	90	11/11→04/15	➡	☐; 02/12→; Scheibenbremse		24.3727-0241.2 580241	L= 1.393
Cooper S	120	11/11→04/15	➡	☐; 02/12→; Scheibenbremse		24.3727-0242.2 580242	L= 1.402
Cooper S	135	11/11→04/15	➡	☐; 02/12→; Scheibenbremse		24.3727-0242.2 580242	L= 1.402
Cooper SD	100	11/11→04/15	➡	☐; 02/12→; Scheibenbremse		24.3727-0242.2 580242	L= 1.402
Cooper SD	105	11/11→04/15	➡	☐; 02/12→; Scheibenbremse		24.3727-0242.2 580242	L= 1.402
Cooper S JCW	147	11/11→04/15	➡	☐; 02/12→; Scheibenbremse		24.3727-0242.2 580242	L= 1.402
John Cooper Works	155	11/11→04/15	➡	☐; 02/12→; Scheibenbremse		24.3727-0242.2 580242	L= 1.402
<b>mitsubishi - ASX (GA_W_) 01/10→</b>							
 <b>Bremsbackensatz, Feststellbremse</b>							
1.6 MIVEC	85	05/10→		06/10→		03.0137-3023.2 653023	Ø 170 x 32 - HEB
↓							



	kw				!#		
<b>MITSUBISHI - ASX (GA_W_) 01/10→</b>							
 <b>Bremsbackensatz, Feststellbremse</b>							
1.6 MIVEC	86	06/10→				03.0137-3023.2 653023	Ø 170 x 32 - HEB
1.8	102	02/10→					
1.8 DI-D	85	06/10→					
1.8 DI-D	110	06/10→					
1.8 DI-D 4WD	85	06/10→					
1.8 DI-D 4WD	110	06/10→					
2.0 i	110	06/10→					
2.0 i 4WD	110	06/10→					
2.2 Di-D 4WD	110	04/13→					
<b>Zubehörsatz, Feststellbremsbacken</b>							
1.6 MIVEC	85	05/10→		06/10→		03.0137-9307.2 669307	
1.6 MIVEC	86	06/10→				03.0137-9307.2 669307	
1.8	102	02/10→					
1.8 DI-D	85	06/10→					
1.8 DI-D	110	06/10→					
1.8 DI-D 4WD	85	06/10→					
1.8 DI-D 4WD	110	06/10→					
2.0 i	110	06/10→					
2.0 i 4WD	110	06/10→					
2.2 Di-D 4WD	110	04/13→					
<b>MITSUBISHI - ASX Van (GA_W_) 06/10→</b>							
 <b>Bremsbackensatz, Feststellbremse</b>							
1.8 DI-D 4WD	110	06/10→				03.0137-3023.2 653023	Ø 170 x 32 - HEB
<b>Zubehörsatz, Feststellbremsbacken</b>							
1.8 DI-D 4WD	110	06/10→				03.0137-9307.2 669307	
<b>MITSUBISHI - ATTRAGE Stufenheck (A1_A) 07/13→</b>							
 <b>Radbremszylinder</b>							
1.2 (A13A)	59	10/13→	➔			24.3219-1753.3 020506	Ø 19,05 GG
 <b>Bremsbackensatz</b>							
1.2 (A13A)	59	10/13→	➔			03.0137-0530.2 650530	Ø 203 x 32 - HEB
<b>MITSUBISHI - CARISMA (DA_) 07/95→06/06</b>							
 <b>Radbremszylinder</b>							
1.6 (DA1A)	66	07/95→06/06	➔	10/98→; - ABS		24.3219-1745.3 020496	Ø 19,05 GG
1.6 (DA1A)	73	05/97→06/06	➔	→ 09/98; - ABS		24.3219-1753.3 020506	Ø 19,05 GG
1.8 16V GDI (DA2A)	92	09/97→06/06	➔				
1.9 TD (DA4A)	66	10/96→09/00					
1.6 (DA1A)	70	12/98→06/06	➔	- ABS		24.3219-1745.3 020496	Ø 19,05 GG
1.6 (DA1A)	76	09/00→06/06					
1.8 GDI (DA2A)	90	10/00→06/06					
1.8 (DA2A)	85	07/95→07/97	➔	- ABS		24.3219-1753.3 020506	Ø 19,05 GG
1.8 MSX - 16V (DA2A)	103	07/95→07/97					
<b>Zubehörsatz, Bremsbacken</b>							
1.6 (DA1A)	66	07/95→06/06		→ 09/98; - ABS		03.0137-9192.2 669192	AKE
1.6 (DA1A)	73	05/97→06/06	➔	10/98→; - ABS		03.0137-9257.2 669257	
1.8 16V GDI (DA2A)	92	09/97→06/06					
1.9 TD (DA4A)	66	10/96→09/00					
1.6 (DA1A)	70	12/98→06/06		- ABS		03.0137-9192.2 669192	AKE
1.8 (DA2A)	85	07/95→07/97					
1.8 GDI (DA2A)	90	10/00→06/06					
1.8 MSX - 16V (DA2A)	103	07/95→07/97					
1.6 (DA1A)	76	09/00→06/06	➔	- ABS		03.0137-9257.2 669257	
 <b>Bremstrommel</b>							
1.6 (DA1A)	66	07/95→06/06	➔	- ABS		24.0220-3017.1 480108	Ø 203,0 x 42 / 205
1.6 (DA1A)	70	12/98→06/06					
1.6 (DA1A)	73	05/97→06/06					
1.6 (DA1A)	76	09/00→06/06	➔	- ABS		24.0220-3028.1 480169	Ø 203,0 x 41,8 / 205
1.8 (DA2A)	85	07/95→07/97					
1.8 16V GDI (DA2A)	92	09/97→06/06					
1.8 GDI (DA2A)	90	10/00→06/06					
1.8 MSX - 16V (DA2A)	103	07/95→07/97					
1.9 TD (DA4A)	66	10/96→09/00	➔	→ 02/99; - ABS		24.0220-3017.1 480108	Ø 203,0 x 42 / 205
↓			➔	03/99→; - ABS		24.0220-3028.1 480169	Ø 203,0 x 41,8 / 205
















	kw				!#		
<b>MITSUBISHI - CARISMA (DA_) 07/95→06/06</b>							
<b> Bremsbackensatz</b>							
1.6 (DA1A)	66	07/95→06/06	➡	→ 09/98; - ABS		03.0137-0289.2 650289	AKE Ø 203 x 37
1.6 (DA1A)	73	05/97→06/06	➡	10/98→; - ABS		03.0137-0428.2 650428	Ø 203 x 39 + HEB
1.8 16V GDI (DA2A)	92	09/97→06/06					
1.9 TD (DA4A)	66	10/96→09/00					
1.6 (DA1A)	70	12/98→06/06	➡	- ABS		03.0137-0289.2 650289	AKE Ø 203 x 37
1.8 (DA2A)	85	07/95→07/97	➡				
1.8 GDI (DA2A)	90	10/00→06/06					
1.8 MSX - 16V (DA2A)	103	07/95→07/97					
1.6 (DA1A)	76	09/00→06/06	➡	- ABS		03.0137-0428.2 650428	Ø 203 x 39 + HEB
<b> Seilzug, Feststellbremse</b>							
1.6 (DA1A)	76	09/00→06/06	➡	☐; Scheibenbremse		24.3727-2108.2 582108	L= 1.588
1.8 GDI (DA2A)	90	10/00→06/06	➡	☐; Scheibenbremse		24.3727-2109.2 582109	L= 1.588
1.9 DI-D	85	09/00→06/06					
1.9 DI-D (DA5A)	75	09/00→06/06					
1.8 16V GDI (DA2A)	92	09/97→06/06	➡	☐; 07/00→; Scheibenbremse		24.3727-2108.2 582108	L= 1.588
			➡	☐; 07/00→; Scheibenbremse		24.3727-2109.2 582109	L= 1.588
<b>MITSUBISHI - CARISMA Stufenheck (DA_) 09/96→06/06</b>							
<b> Radbremszylinder</b>							
1.6 (DA1A)	66	09/96→06/06	➡	10/98→; - ABS		24.3219-1745.3 020496	Ø 19,05 GG
1.6 (DA1A)	73	05/97→06/06	➡	→ 09/98; - ABS		24.3219-1753.3 020506	Ø 19,05 GG
1.8 16V GDI (DA2A)	92	09/97→06/06					
1.9 TD (DA4A)	66	10/96→09/00					
1.6 (DA1A)	70	12/98→06/06	➡	- ABS		24.3219-1745.3 020496	Ø 19,05 GG
1.6 (DA1A)	76	09/00→06/06	➡				
1.8 GDI (DA2A)	90	10/00→06/06					
1.8 (DA2A)	85	09/96→09/97					
1.8 (DA2A)	85	09/96→09/97	➡	- ABS		24.3219-1753.3 020506	Ø 19,05 GG
<b>Zubehörsatz, Bremsbacken</b>							
1.6 (DA1A)	66	09/96→06/06	➡	→ 09/98; - ABS		03.0137-9192.2 669192	AKE
1.6 (DA1A)	73	05/97→06/06					
1.8 16V GDI (DA2A)	92	09/97→06/06					
1.9 TD (DA4A)	66	10/96→09/00	➡	10/98→; - ABS		03.0137-9257.2 669257	
1.6 (DA1A)	70	12/98→06/06					
1.8 (DA2A)	85	09/96→09/97					
1.8 GDI (DA2A)	90	10/00→06/06	➡	- ABS		03.0137-9192.2 669192	AKE
1.6 (DA1A)	70	12/98→06/06					
1.6 (DA1A)	76	09/00→06/06					
1.6 (DA1A)	76	09/00→06/06	➡	- ABS		03.0137-9257.2 669257	
<b> Bremstrommel</b>							
1.6 (DA1A)	66	09/96→06/06	➡	- ABS		24.0220-3017.1 480108	Ø 203,0 x 42 / 205
1.6 (DA1A)	70	12/98→06/06	➡	- ABS		24.0220-3028.1 480169	Ø 203,0 x 41,8 / 205
1.6 (DA1A)	73	05/97→06/06					
1.6 (DA1A)	76	09/00→06/06					
1.8 (DA2A)	85	09/96→09/97	➡	- ABS		24.0220-3028.1 480169	Ø 203,0 x 41,8 / 205
1.8 16V GDI (DA2A)	92	09/97→06/06					
1.8 GDI (DA2A)	90	10/00→06/06					
1.9 TD (DA4A)	66	10/96→09/00	➡	→ 02/99; - ABS		24.0220-3017.1 480108	Ø 203,0 x 42 / 205
			➡	03/99→; - ABS		24.0220-3028.1 480169	Ø 203,0 x 41,8 / 205
<b> Bremsbackensatz</b>							
1.6 (DA1A)	66	09/96→06/06	➡	→ 09/98; - ABS		03.0137-0289.2 650289	AKE Ø 203 x 37
1.6 (DA1A)	73	05/97→06/06	➡	10/98→; - ABS		03.0137-0428.2 650428	Ø 203 x 39 + HEB
1.8 16V GDI (DA2A)	92	09/97→06/06					
1.9 TD (DA4A)	66	10/96→09/00					
1.6 (DA1A)	70	12/98→06/06	➡	- ABS		03.0137-0289.2 650289	AKE Ø 203 x 37
1.8 (DA2A)	85	09/96→09/97	➡				
1.8 GDI (DA2A)	90	10/00→06/06					
1.6 (DA1A)	76	09/00→06/06					
1.6 (DA1A)	76	09/00→06/06	➡	- ABS		03.0137-0428.2 650428	Ø 203 x 39 + HEB
<b> Seilzug, Feststellbremse</b>							
1.3 16V	60	09/00→10/04	➡	☐; Scheibenbremse		24.3727-2108.2 582108	L= 1.588
1.6 (DA1A)	76	09/00→06/06	➡	☐; Scheibenbremse		24.3727-2109.2 582109	L= 1.588
1.8 GDI (DA2A)	90	10/00→06/06					
1.9 DI-D	85	09/00→06/06					
1.9 DI-D (DA5A)	75	09/00→06/06	➡	☐; 07/00→; Scheibenbremse		24.3727-2108.2 582108	L= 1.588
1.8 16V GDI (DA2A)	92	09/97→06/06					
			➡	☐; 07/00→; Scheibenbremse		24.3727-2109.2 582109	L= 1.588














	kw				!#		
<b>MITSUBISHI - COLT IV (CA_A) 03/92→04/96</b>							
 <b>Radbremszylinder</b>							
1.3 GLi 12V (CA1A)	55	04/92→04/96	➔			24.3219-1752.3 020505	Ø 19,05 GG
<b>Zubehörsatz, Bremsbacken</b>							
1.3 GLi 12V (CA1A)	55	04/92→04/96	➔			03.0137-9107.2 669107	
1.6 (CA4A)	66	02/94→04/96	➔			03.0137-9192.2 669192	AKE
1.6 GLXi 16V (CA4A)	83	04/92→04/96	➔				
 <b>Bremstrommel</b>							
1.6 (CA4A)	66	02/94→04/96	➔			24.0220-3017.1 480108	Ø 203,0 x 42 / 205
1.6 GLXi 16V (CA4A)	83	04/92→04/96	➔				
 <b>Bremsbackensatz</b>							
1.3 GLi 12V (CA1A)	55	04/92→04/96	➔			03.0137-0255.2 650255	Ø 180 x 37
1.6 (CA4A)	66	02/94→04/96	➔			03.0137-0289.2 650289	AKE Ø 203 x 37
1.6 GLXi 16V (CA4A)	83	04/92→04/96	➔				
<b>MITSUBISHI - COLT V (CJ_, CP_) 09/95→08/04</b>							
 <b>Radbremszylinder</b>							
1.5 16V (CJ2A)	69	10/99→09/03	➔	→ 08/00; - ABS		24.3219-1752.3 020505	Ø 19,05 GG
1600 GLX (CJ4A)	66	05/96→09/00	➔				
1300 (CJ1A)	60	06/00→09/03	➔	09/00→ 06/03; - ABS		24.3219-1752.3 020505	Ø 19,05 GG
1300 GL, GLX (CJ1A)	55	05/96→06/00	➔	- ABS		24.3219-1752.3 020505	Ø 19,05 GG
1600	76	09/00→09/03	➔	→ 06/03; - ABS		24.3219-1752.3 020505	Ø 19,05 GG
<b>Zubehörsatz, Bremsbacken</b>							
1.5 16V (CJ2A)	69	10/99→09/03	➔	→ 08/00; - ABS		03.0137-9155.2 669155	
1600 GLX (CJ4A)	66	05/96→09/00	➔	→ 08/00; + ABS		03.0137-9192.2 669192	AKE
1300 (CJ1A)	60	06/00→09/03	➔	09/00→ 06/03; - ABS		03.0137-9155.2 669155	
			➔	09/00→ 06/03; + ABS		03.0137-9192.2 669192	AKE
1300 GL, GLX (CJ1A)	55	05/96→06/00	➔	- ABS		03.0137-9155.2 669155	
			➔	+ ABS		03.0137-9192.2 669192	AKE
1600	76	09/00→09/03	➔	→ 06/03; - ABS		03.0137-9155.2 669155	
			➔	→ 06/03; + ABS		03.0137-9192.2 669192	AKE
 <b>Bremstrommel</b>							
1.5 16V (CJ2A)	69	10/99→09/03	➔	→ 08/00; + ABS		24.0220-3017.1 480108	Ø 203,0 x 42 / 205
1600 GLX (CJ4A)	66	05/96→09/00	➔				
1300 (CJ1A)	60	06/00→09/03	➔	09/00→ 06/03; + ABS		24.0220-3017.1 480108	Ø 203,0 x 42 / 205
1300 GL, GLX (CJ1A)	55	05/96→06/00	➔	+ ABS		24.0220-3017.1 480108	Ø 203,0 x 42 / 205
1600	76	09/00→09/03	➔	→ 06/03; + ABS		24.0220-3017.1 480108	Ø 203,0 x 42 / 205
 <b>Bremsbackensatz</b>							
1.5 16V (CJ2A)	69	10/99→09/03	➔	→ 08/00; - ABS		03.0137-0255.2 650255	Ø 180 x 37
1600 GLX (CJ4A)	66	05/96→09/00	➔	→ 08/00; + ABS		03.0137-0289.2 650289	AKE Ø 203 x 37
1300 (CJ1A)	60	06/00→09/03	➔	09/00→ 06/03; - ABS		03.0137-0255.2 650255	Ø 180 x 37
			➔	09/00→ 06/03; + ABS		03.0137-0289.2 650289	AKE Ø 203 x 37
1300 GL, GLX (CJ1A)	55	05/96→06/00	➔	- ABS		03.0137-0255.2 650255	Ø 180 x 37
			➔	+ ABS		03.0137-0289.2 650289	AKE Ø 203 x 37
1600	76	09/00→09/03	➔	→ 06/03; - ABS		03.0137-0255.2 650255	Ø 180 x 37
			➔	→ 06/03; + ABS		03.0137-0289.2 650289	AKE Ø 203 x 37
<b>MITSUBISHI - COLT VI (Z3_A, Z2_A) 10/02→12/12</b>							
 <b>Radbremszylinder</b>							
1.1	55	10/04→06/12	➔			24.3219-1757.3 020517	TRW Ø 19,05 ALU
1.1 LPG	55	10/04→06/12	➔				
1.3	68	10/04→06/12	➔				
1.3	70	06/04→06/12	➔				
1.3 LPG	70	06/04→06/12	➔				
1.5 DI-D	50	08/04→06/12	➔				
1.5 DI-D	70	08/04→06/12	➔				
 <b>Bremsbackensatz</b>							
1.1	55	10/04→06/12	➔			03.0137-0477.2 650477	Ø 203 x 38 + HEB
↓							

	kw				!#		
<b>MITSUBISHI - COLT VI (Z3_A, Z2_A) 10/02→12/12</b>							
 <b>Bremsbackensatz</b>							
1.1 LPG	55	10/04→06/12	➡			03.0520-7319.3 697319	Ø 203 x 38 Ø 19,05 + RZ / + Zub TopKit
1.3	68	10/04→06/12					
1.3	70	06/04→06/12					
1.3 LPG	70	06/04→06/12					
1.5 DI-D	50	08/04→06/12					
1.5 DI-D	70	08/04→06/12					
 <b>Seilzug, Feststellbremse</b>							
1.1	55	10/04→06/12	➡	<input type="checkbox"/> ; Scheibenbremse		24.3727-2110.2 582110	L= 1.540
1.1 LPG	55	10/04→06/12					
1.3	68	10/04→06/12	➡	<input type="checkbox"/> ; Scheibenbremse		24.3727-2111.2 582111	L= 1.570
1.3	70	06/04→06/12					
1.3 LPG	70	06/04→06/12	➡	<input type="checkbox"/> ; Trommelbremse		24.3727-2112.2 582112	L= 1.525
1.3 LPG	70	06/04→06/12					
1.5 DI-D	50	08/04→06/12	➡	<input type="checkbox"/> ; Trommelbremse		24.3727-2113.2 582113	L= 1.560
1.5 DI-D	70	08/04→06/12					
1.5	80	06/04→06/12	➡	<input type="checkbox"/> ; Scheibenbremse		24.3727-2110.2 582110	L= 1.540
1.5 CZT	110	03/05→06/12					
1.5 Ralliart R	132	02/10→06/12	➡	<input type="checkbox"/> ; Scheibenbremse		24.3727-2111.2 582111	L= 1.570
<b>MITSUBISHI - COLT CZC Cabriolet (RG) 05/06→07/09</b>							
 <b>Seilzug, Feststellbremse</b>							
1.5 (Z23)	80	05/06→07/09	➡	<input type="checkbox"/> ; Scheibenbremse		24.3727-2110.2 582110	L= 1.540
1.5 Turbo (Z23)	110	05/06→07/09	➡	<input type="checkbox"/> ; Scheibenbremse		24.3727-2111.2 582111	L= 1.570
<b>MITSUBISHI - GALANT V (E5_A, E7_A, E8_A) 11/92→10/96</b>							
<b>Zubehörsatz, Bremsbacken</b>							
1.8 (E52A)	85	02/94→08/96	➡	- ABS		03.0137-9192.2 669192	AKE
1.8 GLSI (E52A)	93	11/92→08/96					
2.0 GLSTD (E57A)	66	11/92→08/96	➡			03.0137-9192.2 669192	AKE
 <b>Bremsbackensatz</b>							
1.8 (E52A)	85	02/94→08/96	➡	- ABS		03.0137-0289.2 650289	AKE Ø 203 x 37
1.8 GLSI (E52A)	93	11/92→08/96					
2.0 GLSTD (E57A)	66	11/92→08/96	➡			03.0137-0289.2 650289	AKE Ø 203 x 37
 <b>Bremsbackensatz, Feststellbremse</b>							
1.8 (E52A)	85	02/94→08/96	➡	+ ABS		03.0137-0452.2 650452	Ø 167 x 32
1.8 GLSI (E52A)	93	11/92→08/96					
2.0 GLSI (E55A)	101	11/92→08/96	➡			03.0137-0452.2 650452	Ø 167 x 32
2.0 GLSTD (E57A)	66	11/92→08/96					
2.0 V6-24 (E64A, E54A)	110	11/92→08/96					
<b>MITSUBISHI - GALANT V Stufenheck (E5_A, E7_A, E8_A) 11/92→12/98</b>							
<b>Zubehörsatz, Bremsbacken</b>							
1.8 (E52A)	85	02/94→08/96	➡	- ABS		03.0137-9192.2 669192	AKE
1.8 GLSI (E52A)	93	11/92→08/96					
2.0 GLSTD (E57A)	66	11/92→08/96	➡			03.0137-9192.2 669192	AKE
 <b>Bremsbackensatz</b>							
1.8 (E52A)	85	02/94→08/96	➡	- ABS		03.0137-0289.2 650289	AKE Ø 203 x 37
1.8 GLSI (E52A)	93	11/92→08/96					
2.0 GLSTD (E57A)	66	11/92→08/96	➡			03.0137-0289.2 650289	AKE Ø 203 x 37
 <b>Bremsbackensatz, Feststellbremse</b>							
1.8 (E52A)	85	02/94→08/96	➡	+ ABS		03.0137-0452.2 650452	Ø 167 x 32
1.8 GLSI (E52A)	93	11/92→08/96					
2.0 GLSI (E55A)	101	11/92→08/96	➡			03.0137-0452.2 650452	Ø 167 x 32
2.0 GLSTD (E57A)	66	11/92→08/96					
2.0 V6-24 (E64A, E54A)	110	11/92→08/96					
<b>MITSUBISHI - GALANT VI (EA_) 09/96→10/04</b>							
<b>Zubehörsatz, Bremsbacken</b>							
2.0 TDI (EA6A)	66	09/96→10/04		10/96→ 07/01		03.0137-9192.2 669192	AKE
 <b>Bremsbackensatz</b>							
2.0 TDI (EA6A)	66	09/96→10/04	➡	10/96→ 07/01		03.0137-0289.2 650289	AKE Ø 203 x 37
 <b>Bremsbackensatz, Feststellbremse</b>							
2.0 (EA2A)	98	09/00→10/04		→ 10/03		03.0137-0452.2 650452	Ø 167 x 32
2.4 GDI (EA3A)	106	09/00→10/04					
2.5 V6 24V (EA5A)	118	09/00→10/04					










































	kw						
<b>MITSUBISHI - GALANT VI (EA_) 09/96→10/04</b>							
 <b>Bremsbackensatz, Feststellbremse</b>							
2.0 (EA2A)	100	09/96→09/00		10/96→		03.0137-0452.2 650452	Ø 167 x 32
2.5 V6 24V	206	09/96→10/02					
2.5 V6 24V (EA5A)	120	09/96→09/00					
2.0 GDI	107	01/97→10/04		→ 05/03		03.0137-0452.2 650452	Ø 167 x 32
2.4 GDI (EA3A)	110	02/99→09/00		03/99→		03.0137-0452.2 650452	Ø 167 x 32
2.5 Type S	151	10/99→10/04		→ 05/03		03.0137-0453.2 650453	Ø 167 x 32
<b>Zubehörsatz, Feststellbremsbacken</b>							
2.5 Type S	151	10/99→10/04		→ 05/03		03.0137-9307.2 669307	
<b>MITSUBISHI - GALANT VI Kombi (EA_) 09/96→10/03</b>							
<b>Zubehörsatz, Bremsbacken</b>							
2.0 TDI (EA6W)	66	09/96→10/03		10/96→ 07/01		03.0137-9192.2 669192	AKE
 <b>Bremsbackensatz</b>							
2.0 TDI (EA6W)	66	09/96→10/03	➔	10/96→ 07/01		03.0137-0289.2 650289	AKE Ø 203 x 37
 <b>Bremsbackensatz, Feststellbremse</b>							
2.0 (EA2W)	98	09/00→10/03				03.0137-0452.2 650452	Ø 167 x 32
2.4 GDI (EA3W)	106	09/00→10/03					
2.5 V6 24V (EA5W)	118	09/00→10/03					
2.8 TD	92	10/96→07/01					
2.0 (EA2W)	100	09/96→09/00		10/96→		03.0137-0452.2 650452	Ø 167 x 32
2.5 V6 24V	206	09/96→10/02					
2.5 V6 24V (EA5W)	120	09/96→09/00					
2.4 GDI (EA3W)	110	02/99→10/03		03/99→		03.0137-0452.2 650452	Ø 167 x 32
<b>MITSUBISHI - GALANT Stufenheck (DJ_, ED_, EF_) 10/03→</b>							
 <b>Bremsbackensatz, Feststellbremse</b>							
2.4	116	10/03→				03.0137-3023.2 653023	Ø 170 x 32 - HEB
2.4	118	12/04→					
<b>Zubehörsatz, Feststellbremsbacken</b>							
2.4	116	10/03→				03.0137-9307.2 669307	
2.4	118	12/04→					
<b>MITSUBISHI - GRANDIS (NA_W) 03/03→12/11</b>							
 <b>Bremsbackensatz, Feststellbremse</b>							
2.0 DI-D (NA8W)	100	09/05→03/10	➔			03.0137-3015.2 653015	Ø 190 x 32 - HEB
2.0 DI-D (NA8W)	103	02/07→03/10					
2.4 MIVEC (NA4W)	121	04/04→12/11	➔	→ 08/10		03.0137-3015.2 653015	Ø 190 x 32 - HEB
2.4 MIVEC (NA4W)	130	04/04→12/11					
2.4 MIVEC 4WD (NA4W)	121	04/04→12/11					
<b>Zubehörsatz, Feststellbremsbacken</b>							
2.0 DI-D (NA8W)	100	09/05→03/10				03.0137-9307.2 669307	
2.0 DI-D (NA8W)	103	02/07→03/10					
2.4 MIVEC (NA4W)	121	04/04→12/11		→ 08/10		03.0137-9307.2 669307	
2.4 MIVEC (NA4W)	130	04/04→12/11					
2.4 MIVEC 4WD (NA4W)	121	04/04→12/11					
<b>MITSUBISHI - i (HA_) 01/06→</b>							
 <b>Radbremszylinder</b>							
MiEV (HA4W)	35	07/09→	➔			24.3219-1753.3 020506	Ø 19,05 GG
MiEV (HA4W)	47	07/09→					
MiEV (HA4W)	49	02/11→	➔	→ 04/14		24.3219-1753.3 020506	Ø 19,05 GG
 <b>Bremsbackensatz</b>							
MiEV (HA4W)	35	07/09→	➔			03.0137-0525.2 650525	Ø 203 x 32 - HEB
MiEV (HA4W)	47	07/09→					
MiEV (HA4W)	49	02/11→	➔	→ 04/14		03.0137-0525.2 650525	Ø 203 x 32 - HEB
<b>MITSUBISHI - L200 (KJ_, KK_, KL_) 11/14→</b>							
 <b>Radbremszylinder</b>							
2.4 DI-D	133	01/15→	➔	09/15→		24.3222-1737.3 020563	Ø 22,2 ALU
2.4 DI-D 4WD	133	11/14→					
2.4 DI-D (KJ0T)	113	09/15→	➔			24.3222-1737.3 020563	Ø 22,2 ALU
2.4 DI-D 4WD (KJ0T)	113	09/15→					
↓							










	kw				!#		
<b>MITSUBISHI - L200 (KJ_, KK_, KL_) 11/14→</b>							
 <b>Bremsbackensatz</b>							
2.4 DI-D	133	01/15→	➔	09/15→		03.0137-0518.2 650518	Ø 295 x 51 - HEB
2.4 DI-D 4WD	133	11/14→					
2.4 DI-D (KJ0T)	113	09/15→	➔			03.0137-0518.2 650518	Ø 295 x 51 - HEB
2.4 DI-D 4WD (KJ0T)	113	09/15→					
<b>MITSUBISHI - L 200 / TRITON (KA_T, KB_T) 01/04→12/15</b>							
 <b>Radbremsszylinder</b>							
2.5 DiD (KA4T)	100	11/05→12/15	➔	☐; 01/06→		24.3222-1736.3 020562	Ø 22,2 ALU
2.5 DI-D 4WD (KB4T)	100	11/05→12/15	➔	☐; 01/06→		24.3222-1737.3 020563	Ø 22,2 ALU
2.5 DI-D (KA4T)	94	04/10→12/15	➔	☐		24.3222-1736.3 020562	Ø 22,2 ALU
2.5 DI-D 4WD (KB4T)	123	10/07→12/15	➔	☐		24.3222-1737.3 020563	Ø 22,2 ALU
2.5 DI-D 4WD (KB4T)	131	04/10→12/15	➔				
2.5 DI-D (KA4T)	123	08/07→12/15	➔	☐; für Fahrzeuge mit erhöhter Bodenfreiheit		24.3222-1736.3 020562	Ø 22,2 ALU
			➔	☐; für Fahrzeuge mit erhöhter Bodenfreiheit		24.3222-1737.3 020563	Ø 22,2 ALU
2.5 DI-D (KA4T)	131	01/10→12/15	➔	☐; 03/13→; für Fahrzeuge mit erhöhter Bodenfreiheit		24.3222-1736.3 020562	Ø 22,2 ALU
			➔	☐; 03/13→; für Fahrzeuge mit erhöhter Bodenfreiheit		24.3222-1737.3 020563	Ø 22,2 ALU
2.5 DI-D 16V 4WD	98	04/07→12/15	➔	Brems-/Fahrdyn. Artikelbezug: - ABS	2	24.3222-1736.3 020562	Ø 22,2 ALU
			➔	Brems-/Fahrdyn. Artikelbezug: + ABS	2	24.3222-1737.3 020563	Ø 22,2 ALU
3.5 4WD (KB9T)	147	05/07→12/15	➔	☐; 04/10→		24.3222-1736.3 020562	Ø 22,2 ALU
3.5 Flex 4WD (KB9T)	147	09/09→12/15	➔	☐; 04/10→		24.3222-1737.3 020563	Ø 22,2 ALU
 <b>Bremsbackensatz</b>							
2.5 DiD (KA4T)	100	11/05→12/15	➔	01/06→		03.0137-0518.2 650518	Ø 295 x 51 - HEB
2.5 DI-D 4WD (KB4T)	100	11/05→12/15					
2.5 DI-D (KA4T)	94	04/10→12/15	➔			03.0137-0518.2 650518	Ø 295 x 51 - HEB
2.5 DI-D 16V 4WD	98	04/07→12/15					
2.5 DI-D 4WD (KB4T)	123	10/07→12/15					
2.5 DI-D 4WD (KB4T)	131	04/10→12/15					
2.5 DI-D (KA4T)	123	08/07→12/15	➔	für Fahrzeuge mit erhöhter Bodenfreiheit		03.0137-0518.2 650518	Ø 295 x 51 - HEB
2.5 DI-D (KA4T)	131	01/10→12/15	➔	03/13→; für Fahrzeuge mit erhöhter Bodenfreiheit		03.0137-0518.2 650518	Ø 295 x 51 - HEB
3.5 4WD (KB9T)	147	05/07→12/15	➔	04/10→		03.0137-0518.2 650518	Ø 295 x 51 - HEB
3.5 Flex 4WD (KB9T)	147	09/09→12/15					
<b>MITSUBISHI - L 200 / TRITON Pritsche/Fahrgestell (KA_T, KB_T) 03/06→12/15</b>							
 <b>Radbremsszylinder</b>							
2.5 DI-D 4WD (KB4T)	131	09/09→12/15	➔	☐; 04/10→		24.3222-1736.3 020562	Ø 22,2 ALU
			➔	☐; 04/10→		24.3222-1737.3 020563	Ø 22,2 ALU
 <b>Bremsbackensatz</b>							
2.5 DI-D 4WD (KB4T)	131	09/09→12/15	➔	04/10→		03.0137-0518.2 650518	Ø 295 x 51 - HEB
<b>MITSUBISHI - L 200 (K3_T, K2_T, K1_T, K0_T) 01/86→10/96</b>							
 <b>Radbremsszylinder</b>							
2.0 (K12T, K32T)	75	11/86→08/96	➔	☐		24.3223-1712.3 020571	Ø 23,81 GG
			➔	☐		24.3223-1713.3 020572	Ø 23,81 GG
2.5 D (K14T)	51	11/86→10/96	➔	☐; → 08/96		24.3223-1712.3 020571	Ø 23,81 GG
			➔	☐; → 08/96		24.3223-1713.3 020572	Ø 23,81 GG
<b>Zubehörsatz, Bremsbacken</b>							
2.0 (K12T, K32T)	75	11/86→08/96	➔			03.0137-9105.2 669105	
2.5 TD 4WD (K34T)	64	11/92→08/96					
2.0 4WD (K32T, K22T)	75	11/86→08/96	➔	→ 05/92		03.0137-9105.2 669105	
2.5 D (K14T)	51	11/86→10/96	➔	→ 08/96		03.0137-9105.2 669105	
 <b>Bremsbackensatz</b>							
2.0 (K12T, K32T)	75	11/86→08/96	➔			03.0137-0188.2 650188	Ø 254 x 50
2.5 TD 4WD (K34T)	64	11/92→08/96					
2.0 4WD (K32T, K22T)	75	11/86→08/96	➔	→ 05/92		03.0137-0188.2 650188	Ø 254 x 50
2.5 D (K14T)	51	11/86→10/96	➔	→ 08/96		03.0137-0188.2 650188	Ø 254 x 50

















	kw				!#		
<b>MITSUBISHI - L 200 (K7_T, K6_T) 01/96→12/07</b>							
<b> Radbremszylinder</b>							
2.0 (K62T)	90	06/96→12/07	➡	☐; → 01/00		24.3223-1712.3 020571	Ø 23,81 GG
2.4 4WD (K75T)	97	06/96→12/07	➡	☐; 02/00→ 07/01		24.3223-1712.3 020571	Ø 23,81 GG
2.5 D (K64T)	55	06/96→12/07	➡	☐; 02/00→ 07/01		24.3223-1713.3 020572	Ø 23,81 GG
2.5 TD 4WD (K74T)	73	06/96→12/07	➡	☐; → 01/00		24.3223-1713.3 020572	Ø 23,81 GG
2.5 TD 4WD (K74T)	85	09/01→12/07	➡	☐; → 04/06		24.3223-1712.3 020571	Ø 23,81 GG
2.5 TD 4WD (K74T)	98	08/01→12/07	➡	☐; → 04/06		24.3223-1713.3 020572	Ø 23,81 GG
3.0 4WD	133	10/96→10/06	➡	☐; 08/01→ 04/06		24.3223-1712.3 020571	Ø 23,81 GG
			➡	☐; 08/01→ 04/06		24.3223-1713.3 020572	Ø 23,81 GG
<b>Zubehörsatz, Bremsbacken</b>							
2.4 4WD (K75T)	97	06/96→12/07	➡	→ 07/01		03.0137-9291.2 669291	
2.5 TD 4WD (K74T)	73	06/96→12/07	➡				
2.5 TD 4WD (K74T)	85	09/01→12/07	➡	→ 04/06		03.0137-9291.2 669291	
2.5 TD 4WD (K74T)	98	08/01→12/07	➡				
3.0 4WD	133	10/96→10/06	➡	08/01→ 04/06		03.0137-9291.2 669291	
<b> Bremsbackensatz</b>							
2.0 (K62T)	90	06/96→12/07	➡	→ 07/01		03.0137-0482.2 650482	Ø 254 x 52 - HEB
2.5 D (K64T)	55	06/96→12/07	➡				
2.4 4WD (K75T)	97	06/96→12/07	➡	→ 07/01		03.0137-0474.2 650474	Ø 270 x 52 - HEB
2.5 TD 4WD (K74T)	73	06/96→12/07	➡				
2.5 TD 4WD (K74T)	85	09/01→12/07	➡	→ 04/06		03.0137-0474.2 650474	Ø 270 x 52 - HEB
2.5 TD 4WD (K74T)	98	08/01→12/07	➡				
3.0 4WD	133	10/96→10/06	➡	08/01→ 04/06		03.0137-0474.2 650474	Ø 270 x 52 - HEB
<b>MITSUBISHI - L 300 III Bus (P0_W, P1_W, P2_W) 11/86→12/13</b>							
<b>Zubehörsatz, Bremsbacken</b>							
1.6 (P02W, P12W)	51	11/86→05/04	➡	11/88→ 05/94		03.0137-9105.2 669105	
2.0 (P03W, P13W)	64	11/86→05/04	➡	→ 05/94		03.0137-9105.2 669105	
2.0 (P03W, P13W)	66	11/86→05/04	➡				
2.4 (P04W, P14W)	82	11/90→05/04	➡				
2.5 D (P05W, P15W, P25W)	51	11/86→05/04	➡				
<b> Bremsbackensatz</b>							
1.6 (P02W, P12W)	51	11/86→05/04	➡	11/88→ 05/94		03.0137-0188.2 650188	Ø 254 x 50
2.0 (P03W, P13W)	64	11/86→05/04	➡	→ 05/94		03.0137-0188.2 650188	Ø 254 x 50
2.0 (P03W, P13W)	66	11/86→05/04	➡				
2.4 (P04W, P14W)	82	11/90→05/04	➡				
2.5 D (P05W, P15W, P25W)	51	11/86→05/04	➡				
<b>MITSUBISHI - L 300 III Kasten (P0_V, P1_V, P_2V) 11/86→09/13</b>							
<b>Zubehörsatz, Bremsbacken</b>							
2.0 (P03V, P13V)	64	11/86→05/96	➡	→ 05/94		03.0137-9105.2 669105	
2.5 D (P05V, P05W, P15V)	51	11/86→02/06	➡				
<b> Bremsbackensatz</b>							
2.0 (P03V, P13V)	64	11/86→05/96	➡	→ 05/94		03.0137-0188.2 650188	Ø 254 x 50
2.5 D (P05V, P05W, P15V)	51	11/86→02/06	➡				
<b>MITSUBISHI - L 400 Bus (PD_W, PC_W, PA_V, PB_V, PA_W) 06/94→04/07</b>							
<b> Radbremszylinder</b>							
2.0 (PA3W)	83	09/95→10/02	➡	☐; 02/00→		24.3223-1712.3 020571	Ø 23,81 GG
			➡	☐; 06/96→ 01/00		24.3223-1712.3 020571	Ø 23,81 GG
			➡	☐; 02/00→		24.3223-1713.3 020572	Ø 23,81 GG
			➡	☐; 06/96→ 01/00		24.3223-1713.3 020572	Ø 23,81 GG
<b> Bremsbackensatz</b>							
2.0 (PA3W)	83	09/95→10/02	➡	08/96→		03.0137-0482.2 650482	Ø 254 x 52 - HEB
			➡	06/96→		03.0137-0482.2 650482	Ø 254 x 52 - HEB
2.0 16V (PA3V/W, PB3V, PA3W)	85	05/95→05/00	➡			03.0137-0482.2 650482	Ø 254 x 52 - HEB
2.4	97	05/95→10/02	➡				
2.5 TD (PA5V/W, PB5V)	73	05/95→05/00	➡				
↓							













	kw				!#		
<b>MITSUBISHI - L 400 Bus (PD_W, PC_W, PA_V, PB_V, PA_W) 06/94→04/07</b>							
 <b>Bremsbackensatz</b>							
2500 TD	64	05/95→06/05	➔	06/96→		03.0137-0482.2 650482	Ø 254 x 52 - HEB
<b>MITSUBISHI - L 400 Kasten (PD_W, PC_W, PB_V, PA_W, PA_V) 12/94→04/07</b>							
 <b>Radbremsszylinder</b>							
2.0	85	06/96→03/01	➔	☐; → 01/00		24.3223-1712.3 020571	Ø 23,81 GG
2500 TD 4WD (PD5W, PD5V, PA5W, PA5V)	64	09/96→06/05	➔	☐; 02/00→		24.3223-1712.3 020571	Ø 23,81 GG
			➔	☐; 02/00→		24.3223-1713.3 020572	Ø 23,81 GG
			➔	☐; → 01/00		24.3223-1713.3 020572	Ø 23,81 GG
2.0 (PA3W)	83	12/94→10/02	➔	☐; 02/00→		24.3223-1712.3 020571	Ø 23,81 GG
			➔	☐; 06/96→ 01/00		24.3223-1712.3 020571	Ø 23,81 GG
			➔	☐; 02/00→		24.3223-1713.3 020572	Ø 23,81 GG
			➔	☐; 06/96→ 01/00		24.3223-1713.3 020572	Ø 23,81 GG
 <b>Bremsbackensatz</b>							
2.0	85	06/96→03/01	➔			03.0137-0482.2 650482	Ø 254 x 52 - HEB
2500 TD (PD5W, PD5V, PA5W, PA5V)	64	09/96→06/05					
2500 TD 4WD (PD5W, PD5V, PA5W, PA5V)	64	09/96→06/05					
2.0 (PA3W)	83	12/94→10/02	➔	06/96→		03.0137-0482.2 650482	Ø 254 x 52 - HEB
<b>MITSUBISHI - LANCER V (CB_A, CD_A, CE_A) 09/91→12/96</b>							
 <b>Radbremsszylinder</b>							
1.3 (CB1A)	55	06/92→12/96	➔	→ 04/96		24.3219-1752.3 020505	Ø 19,05 GG
<b>Zubehörsatz, Bremsbacken</b>							
1.3 (CB1A)	55	06/92→12/96	➔	→ 04/96		03.0137-9107.2 669107	
1.6 (CB4A)	66	02/94→12/96	➔	→ 04/96		03.0137-9192.2 669192	AKE
1.6 16V (CB4A)	83	06/92→12/96					
2.0 Diesel (CB8A)	50	06/92→12/96					
 <b>Bremstrommel</b>							
1.6 (CB4A)	66	02/94→12/96	➔	→ 04/96		24.0220-3017.1 480108	Ø 203,0 x 42 / 205
1.6 16V (CB4A)	83	06/92→12/96					
2.0 Diesel (CB8A)	50	06/92→12/96					
 <b>Bremsbackensatz</b>							
1.3 (CB1A)	55	06/92→12/96	➔	→ 04/96		03.0137-0255.2 650255	Ø 180 x 37
1.6 (CB4A)	66	02/94→12/96	➔	→ 04/96		03.0137-0289.2 650289	AKE Ø 203 x 37
1.6 16V (CB4A)	83	06/92→12/96					
2.0 Diesel (CB8A)	50	06/92→12/96					
1.6 16V 4WD (CD4A)	83	06/92→12/96	➔	→ 11/93		03.0137-0288.2 650288	Ø 229 x 42
<b>MITSUBISHI - LANCER V Station Wagon (CB_W, CD_W) 09/92→10/03</b>							
 <b>Radbremsszylinder</b>							
1.6 16V (CB4W)	83	12/92→10/03	➔	→ 09/96; - ABS		24.3219-1752.3 020505	Ø 19,05 GG
2.0 D	65	03/95→10/03					
2.0 D (CB8W)	50	12/92→10/03					
1.6 16V 4WD (CD4W)	83	12/92→10/03	➔	→ 02/95		24.3219-1716.3 020071	Ø 19,05 GG
<b>Zubehörsatz, Bremsbacken</b>							
1.6 16V (CB4W)	83	12/92→10/03	➔	→ 09/96; - ABS		03.0137-9192.2 669192	AKE
2.0 D	65	03/95→10/03					
2.0 D (CB8W)	50	12/92→10/03					
 <b>Bremstrommel</b>							
1.6 16V (CB4W)	83	12/92→10/03	➔	→ 09/96; - ABS		24.0220-3017.1 480108	Ø 203,0 x 42 / 205
2.0 D	65	03/95→10/03					
2.0 D (CB8W)	50	12/92→10/03					
 <b>Bremsbackensatz</b>							
1.6 16V (CB4W)	83	12/92→10/03	➔	→ 09/96; - ABS		03.0137-0289.2 650289	AKE Ø 203 x 37
2.0 D	65	03/95→10/03					
2.0 D (CB8W)	50	12/92→10/03					
1.6 16V 4WD (CD4W)	83	12/92→10/03	➔			03.0137-0288.2 650288	Ø 229 x 42










	kw				!#		
<b>MITSUBISHI - LANCER VI (CJ-CP_) 09/95→08/03</b>							
<b> Radbremszylinder</b>							
1.3 12V (CK1A)	55	12/95→08/03	➡	05/96→ 07/01; - ABS		24.3219-1752.3 020505	Ø 19,05 GG
1.6 16V (CK4A)	66	12/95→08/03					
1.5 12V (CK2A)	69	07/96→08/03	➡	→ 08/00; - ABS		24.3219-1752.3 020505	Ø 19,05 GG
<b>Zubehörsatz, Bremsbacken</b>							
1.3 12V (CK1A)	55	12/95→08/03	➡	05/96→ 07/01; - ABS		03.0137-9155.2 669155	
1.6 16V (CK4A)	66	12/95→08/03					
			➡	05/96→ 07/01; + ABS		03.0137-9192.2 669192	AKE
1.5 12V (CK2A)	69	07/96→08/03	➡	→ 08/00; - ABS		03.0137-9155.2 669155	
			➡	→ 08/00; + ABS		03.0137-9192.2 669192	AKE
<b> Bremstrommel</b>							
1.3 12V (CK1A)	55	12/95→08/03	➡	05/96→ 07/01; + ABS		24.0220-3017.1 480108	Ø 203,0 x 42 / 205
1.6 16V (CK4A)	66	12/95→08/03					
1.5 12V (CK2A)	69	07/96→08/03	➡	→ 08/00; + ABS		24.0220-3017.1 480108	Ø 203,0 x 42 / 205
<b> Bremsbackensatz</b>							
1.3 12V (CK1A)	55	12/95→08/03	➡	05/96→ 07/01; - ABS		03.0137-0255.2 650255	Ø 180 x 37
1.6 16V (CK4A)	66	12/95→08/03					
			➡	05/96→ 07/01; + ABS		03.0137-0289.2 650289	AKE Ø 203 x 37
1.5 12V (CK2A)	69	07/96→08/03	➡	→ 08/00; - ABS		03.0137-0255.2 650255	Ø 180 x 37
			➡	→ 08/00; + ABS		03.0137-0289.2 650289	AKE Ø 203 x 37
<b>MITSUBISHI - LANCER VII (CS_A, CT_A) 03/00→12/13</b>							
<b> Bremsbackensatz, Feststellbremse</b>							
1.3	60	09/03→	➡	→ 03/07		03.0137-0453.2 650453	Ø 167 x 32
1.6 (CS3A)	72	09/03→					
2.0 (CS9A)	99	12/03→					
1.6 (CS3A)	77	06/00→12/07	➡			03.0137-0453.2 650453	Ø 167 x 32
EVO IX (CT9A)	213	08/05→09/06					
EVO IX - FQ-300 (CT9A)	227	06/05→12/06					
EVO IX - FQ-320 (CT9A)	243	06/05→12/06					
EVO IX - FQ-340 (CT9A)	257	06/05→12/07					
EVO VIII - 260 (CT9A)	195	03/04→07/05					
EVO VIII - FQ-300 (CT9A)	225	04/03→04/04					
EVO VIII - FQ-300 (CT9A)	227	04/03→04/04					
EVO VIII - FQ-320 (CT9A)	243	04/04→08/06					
EVO VIII - FQ-340 (CT9A)	255	04/04→03/05					
EVO VIII - FQ-400 (CT9A)	302	10/04→08/06					
2.0 i	113	10/07→				03.0137-3023.2 653023	Ø 170 x 32 - HEB
EVO IX (CT9A)	206	01/05→09/07	➡	01/06→ 08/07		03.0137-0453.2 650453	Ø 167 x 32
EVO VIII - FQ-330 (CT9A)	246	10/03→08/06	➡	12/03→		03.0137-0453.2 650453	Ø 167 x 32
<b>Zubehörsatz, Feststellbremsbacken</b>							
1.3	60	09/03→		→ 03/07		03.0137-9307.2 669307	
1.6 (CS3A)	72	09/03→					
2.0 (CS9A)	99	12/03→					
1.6 (CS3A)	77	06/00→12/07				03.0137-9307.2 669307	
2.0 i	113	10/07→					
EVO IX (CT9A)	213	08/05→09/06					
EVO IX - FQ-300 (CT9A)	227	06/05→12/06					
EVO IX - FQ-320 (CT9A)	243	06/05→12/06					
EVO IX - FQ-340 (CT9A)	257	06/05→12/07					
EVO VIII - 260 (CT9A)	195	03/04→07/05					
EVO VIII - FQ-300 (CT9A)	225	04/03→04/04					
EVO VIII - FQ-300 (CT9A)	227	04/03→04/04					
EVO VIII - FQ-320 (CT9A)	243	04/04→08/06					
EVO VIII - FQ-340 (CT9A)	255	04/04→03/05					
EVO VIII - FQ-400 (CT9A)	302	10/04→08/06					
EVO IX (CT9A)	206	01/05→09/07		01/06→ 08/07		03.0137-9307.2 669307	
EVO VIII - FQ-330 (CT9A)	246	10/03→08/06		12/03→		03.0137-9307.2 669307	















	kW				#		
<b>MITSUBISHI - LANCER VII Kombi (CS_W, CT_W) 09/03→12/08</b>							
 <b>Bremsbackensatz, Feststellbremse</b>							
1.6	72	09/03→10/08	➔	→ 03/07		03.0137-0453.2	650453 Ø 167 x 32
2.0	99	09/03→12/07					
<b>Zubehörsatz, Feststellbremsbacken</b>							
1.6	72	09/03→10/08		→ 03/07		03.0137-9307.2	669307
2.0	99	09/03→12/07					
<b>MITSUBISHI - LANCER VIII (CY_A, CZ_A) 03/07→</b>							
 <b>Bremsbackensatz, Feststellbremse</b>							
1.5	80	06/08→				03.0137-3023.2	653023 Ø 170 x 32 - HEB
1.5 Bifuel	80	02/10→					
1.6 MIVEC	86	05/10→					
1.8	103	05/10→					
1.8	105	02/08→					
1.8 Bifuel	105	01/10→					
1.8 DI-D	85	05/10→					
1.8 DI-D (CY9A)	110	06/10→					
1.8 Flexfuel	103	03/09→					
1.8 Flexfuel (CY3A)	105	01/10→					
1.8 MIVEC (CY3A, CY6A)	102	03/09→					
2.0	108	01/09→					
2.0 DI-D	103	01/08→					
2.0 i Ralliart 4WD (CY4A)	177	10/08→					
EVO X (CZ4A)	206	10/07→10/08	➔			03.0137-3015.2	653015 Ø 190 x 32 - HEB
EVO X (CZ4A)	217	06/08→06/15					
EVO X (CZ4A)	221	06/08→03/15					
EVO X - FQ330 (CZ4A)	242	03/08→06/15					
EVO X - FQ360 (CZ4A)	264	03/08→06/15					
<b>Zubehörsatz, Feststellbremsbacken</b>							
1.5	80	06/08→				03.0137-9307.2	669307
1.5 Bifuel	80	02/10→					
1.6 MIVEC	86	05/10→					
1.8	103	05/10→					
1.8	105	02/08→					
1.8 Bifuel	105	01/10→					
1.8 DI-D	85	05/10→					
1.8 DI-D (CY9A)	110	06/10→					
1.8 Flexfuel	103	03/09→					
1.8 Flexfuel (CY3A)	105	01/10→					
1.8 MIVEC (CY3A, CY6A)	102	03/09→					
2.0	108	01/09→					
2.0 DI-D	103	01/08→					
2.0 i Ralliart 4WD (CY4A)	177	10/08→					
EVO X (CZ4A)	206	10/07→10/08					
EVO X (CZ4A)	217	06/08→06/15					
EVO X (CZ4A)	221	06/08→03/15					
EVO X - FQ330 (CZ4A)	242	03/08→06/15					
EVO X - FQ360 (CZ4A)	264	03/08→06/15					
<b>MITSUBISHI - LANCER VIII Sportback (CX_A) 10/07→</b>							
 <b>Bremsbackensatz, Feststellbremse</b>							
1.5	80	06/08→	➔			03.0137-3023.2	653023 Ø 170 x 32 - HEB
1.5 Bifuel	80	03/10→					
1.6 MIVEC	86	05/10→					
1.8 (CX3A)	105	06/08→					
1.8 Bifuel	105	02/10→					
1.8 DI-D	85	05/10→					
1.8 DI-D (CX9A)	110	06/10→					
1.8 Flex	103	03/09→					
1.8 MIVEC	103	03/09→					
2.0 DI-D	103	06/08→					
2.0 Ralliart 4WD (CX4A)	177	10/08→	➔			03.0137-3015.2	653015 Ø 190 x 32 - HEB
<b>Zubehörsatz, Feststellbremsbacken</b>							
1.5	80	06/08→				03.0137-9307.2	669307
1.5 Bifuel	80	03/10→					
1.6 MIVEC	86	05/10→					
1.8 (CX3A)	105	06/08→					
1.8 Bifuel	105	02/10→					
1.8 DI-D	85	05/10→					
1.8 DI-D (CX9A)	110	06/10→					
1.8 Flex	103	03/09→					
1.8 MIVEC	103	03/09→					
2.0 DI-D	103	06/08→					
2.0 Ralliart 4WD (CX4A)	177	10/08→					































	kw					!#		
<b>MITSUBISHI - MIRAGE Schrägheck (CJ_A) 09/95→07/03</b>								
 <b>Radbremszylinder</b>								
1.3	55	09/95→07/03	➡	05/96→08/00; - ABS		24.3219-1752.3	020505	Ø 19,05 GG
1.5 (CJ2A)	81	09/95→08/99	➡	- ABS		24.3219-1752.3	020505	Ø 19,05 GG
1.6	84	09/99→07/03	➡	09/00→06/03; - ABS		24.3219-1752.3	020505	Ø 19,05 GG
1.6	128	09/95→08/99	➡	05/96→; - ABS		24.3219-1752.3	020505	Ø 19,05 GG
<b>Zubehörsatz, Bremsbacken</b>								
1.3	55	09/95→07/03	➡	05/96→08/00; - ABS		03.0137-9155.2	669155	
			➡	05/96→08/00; + ABS		03.0137-9192.2	669192	AKE
1.5 (CJ2A)	81	09/95→08/99	➡	- ABS		03.0137-9155.2	669155	
			➡	+ ABS		03.0137-9192.2	669192	AKE
1.6	84	09/99→07/03	➡	09/00→06/03; - ABS		03.0137-9155.2	669155	
			➡	09/00→06/03; + ABS		03.0137-9192.2	669192	AKE
1.6	128	09/95→08/99	➡	05/96→; - ABS		03.0137-9155.2	669155	
			➡	05/96→; + ABS		03.0137-9192.2	669192	AKE
 <b>Bremstrommel</b>								
1.3	55	09/95→07/03	➡	05/96→08/00; + ABS		24.0220-3017.1	480108	Ø 203,0 x 42 / 205
1.5 (CJ2A)	81	09/95→08/99	➡	+ ABS		24.0220-3017.1	480108	Ø 203,0 x 42 / 205
1.6	84	09/99→07/03	➡	09/00→06/03; + ABS		24.0220-3017.1	480108	Ø 203,0 x 42 / 205
1.6	128	09/95→08/99	➡	05/96→; + ABS		24.0220-3017.1	480108	Ø 203,0 x 42 / 205
 <b>Bremsbackensatz</b>								
1.3	55	09/95→07/03	➡	05/96→08/00; - ABS		03.0137-0255.2	650255	Ø 180 x 37
			➡	05/96→08/00; + ABS		03.0137-0289.2	650289	AKE Ø 203 x 37
1.5 (CJ2A)	81	09/95→08/99	➡	- ABS		03.0137-0255.2	650255	Ø 180 x 37
			➡	+ ABS		03.0137-0289.2	650289	AKE Ø 203 x 37
1.6	84	09/99→07/03	➡	09/00→06/03; - ABS		03.0137-0255.2	650255	Ø 180 x 37
			➡	09/00→06/03; + ABS		03.0137-0289.2	650289	AKE Ø 203 x 37
1.6	128	09/95→08/99	➡	05/96→; - ABS		03.0137-0255.2	650255	Ø 180 x 37
			➡	05/96→; + ABS		03.0137-0289.2	650289	AKE Ø 203 x 37
<b>MITSUBISHI - MIRAGE Stufenheck (CK_A) 09/95→07/03</b>								
 <b>Radbremszylinder</b>								
1.5 (CK2A)	81	09/95→12/00	➡	05/96→; - ABS		24.3219-1752.3	020505	Ø 19,05 GG
<b>Zubehörsatz, Bremsbacken</b>								
1.5 (CK2A)	81	09/95→12/00	➡	05/96→; - ABS		03.0137-9155.2	669155	
			➡	05/96→; + ABS		03.0137-9192.2	669192	AKE
 <b>Bremstrommel</b>								
1.5 (CK2A)	81	09/95→12/00	➡	05/96→; + ABS		24.0220-3017.1	480108	Ø 203,0 x 42 / 205
 <b>Bremsbackensatz</b>								
1.5 (CK2A)	81	09/95→12/00	➡	05/96→; - ABS		03.0137-0255.2	650255	Ø 180 x 37
			➡	05/96→; + ABS		03.0137-0289.2	650289	AKE Ø 203 x 37
<b>MITSUBISHI - OUTLANDER I (CU_W) 03/01→07/08</b>								
 <b>Bremsbackensatz, Feststellbremse</b>								
2.0 (CU2W)	100	05/03→10/06	➡			03.0137-0453.2	650453	Ø 167 x 32
2.0 4WD (CU2W)	93	05/03→10/06						
2.0 4WD (CU2W)	100	05/03→10/06						
2.0 Turbo 4WD (CU2W)	148	04/04→10/06						
2.4 4WD	102	05/03→10/06						
2.4 4WD (CU5W)	118	11/03→10/06						
2.4 4WD (CU5W)	119	05/03→10/06						
2.0 Turbo-R 4WD	177	01/02→10/06	➡	05/03→		03.0137-0453.2	650453	Ø 167 x 32
2.4 HDD Mivec (CU5W)	118	03/01→12/06	➡	07/03→10/06		03.0137-0453.2	650453	Ø 167 x 32
<b>Zubehörsatz, Feststellbremsbacken</b>								
2.0 (CU2W)	100	05/03→10/06				03.0137-9307.2	669307	

	kW				!#			
<b>MITSUBISHI - OUTLANDER I (CU_W) 03/01→07/08</b>								
<b>Zubehörsatz, Feststellbremsbacken</b>								
2.0 4WD (CU2W)	93	05/03→10/06				03.0137-9307.2	669307	
2.0 4WD (CU2W)	100	05/03→10/06						
2.0 Turbo 4WD (CU2W)	148	04/04→10/06						
2.4 4WD	102	05/03→10/06						
2.4 4WD (CU5W)	118	11/03→10/06						
2.4 4WD (CU5W)	119	05/03→10/06						
2.0 Turbo-R 4WD	177	01/02→10/06		05/03→		03.0137-9307.2	669307	
2.4 HDD Mivec (CU5W)	118	03/01→12/06		07/03→ 10/06		03.0137-9307.2	669307	
<b>MITSUBISHI - OUTLANDER II (CW_W) 11/06→12/12</b>								
<b> Bremsbackensatz, Feststellbremse</b>								
2.0	108	11/06→11/12	➔			03.0137-3023.2	653023	Ø 170 x 32 - HEB
2.0 4WD	108	11/06→11/12						
2.4 (CW5W)	125	11/06→11/12						
2.4 4WD (CW5W)	125	09/07→11/12						
2.4 Flex 4WD	125	09/07→11/12						
2.0 DI-D	103	02/07→11/12	➔			03.0137-3015.2	653015	Ø 190 x 32 - HEB
2.2 DI-D 4WD	115	08/07→11/12						
3.0 4WD (CW6W)	162	11/06→11/12						
2.2 DI-D	130	11/06→11/12	➔	für Fahrzeuge mit 3. Sitzreihe		03.0137-3015.2	653015	Ø 190 x 32 - HEB
2.2 DI-D 4WD	103	09/10→11/12						
2.2 DI-D 4WD	130	11/06→11/12	➔	für Fahrzeuge ohne 3. Sitzreihe		03.0137-3023.2	653023	Ø 170 x 32 - HEB
<b>Zubehörsatz, Feststellbremsbacken</b>								
2.0	108	11/06→11/12				03.0137-9307.2	669307	
2.0 4WD	108	11/06→11/12						
2.0 DI-D	103	02/07→11/12						
2.2 DI-D 4WD	115	08/07→11/12						
2.4 (CW5W)	125	11/06→11/12						
2.4 4WD (CW5W)	125	09/07→11/12						
2.4 Flex 4WD	125	09/07→11/12						
3.0 4WD (CW6W)	162	11/06→11/12						
2.2 DI-D	130	11/06→11/12	➔			03.0137-9307.2	669307	
2.2 DI-D 4WD	103	09/10→11/12						
2.2 DI-D 4WD	130	11/06→11/12						
<b>MITSUBISHI - PAJERO II (V3_W, V2_W, V4_W) 12/90→06/00</b>								
<b> Radbremszylinder</b>								
2.6 4WD	76	03/91→10/97	➔			24.3223-1712.3	020571	Ø 23,81 GG
			➔			24.3223-1713.3	020572	Ø 23,81 GG
<b> Bremsbackensatz, Feststellbremse</b>								
2.4 (V21W, V21C)	82	04/91→10/99	➔			03.0137-0390.2	650390	Ø 196 x 40
2.5 TD 4WD (V24C, V24W)	73	12/90→10/99						
2.5 TDiC (V44W, V24W)	73	03/91→08/99						
2.8 TD (V46W, V26W)	92	06/94→10/99						
3.0 V6 24V (V43W, V23W)	130	06/97→10/99						
3.0 V6 24V (V43W, V23W)	133	06/94→05/97						
3.5 V6 24V (V25W, V45W)	153	06/94→10/99						
3.5 V6 24V (V45W, V25W)	143	07/97→10/99						
<b>Zubehörsatz, Feststellbremsbacken</b>								
2.4 (V21W, V21C)	82	04/91→10/99	➔			03.0137-9275.2	669275	
2.5 TD 4WD (V24C, V24W)	73	12/90→10/99						
2.5 TDiC (V44W, V24W)	73	03/91→08/99						
2.8 TD (V46W, V26W)	92	06/94→10/99						
3.0 V6 24V (V43W, V23W)	130	06/97→10/99						
3.0 V6 24V (V43W, V23W)	133	06/94→05/97						
3.5 V6 24V (V25W, V45W)	153	06/94→10/99						
3.5 V6 24V (V45W, V25W)	143	07/97→10/99						
<b>MITSUBISHI - PAJERO II (V3_W) 04/00→09/07</b>								
<b> Bremsbackensatz, Feststellbremse</b>								
3.2 DiD 4WD ↓	121	04/00→09/07	➔			03.0137-3003.2	653003	Ø 198 x 34 - HEB











	kw			!#		
<b>MITSUBISHI - PAJERO II (V3_W) 04/00→09/07</b>						
<b>Zubehörsatz, Feststellbremsbacken</b>						
3.2 DiD 4WD	121	04/00→09/07	➡		03.0137-9275.2	669275
<b>MITSUBISHI - PAJERO II Canvas Top (V2_W, V4_W) 12/90→04/00</b>						
<b> Bremsbackensatz, Feststellbremse</b>						
1.8 GDI	96	06/98→04/00	➡	10/99→	03.0137-0389.2	650389 Ø 167 x 32
2.4 (V41W, V21W, V21C)	82	04/91→04/00	➡	→ 03/00	03.0137-0390.2	650390 Ø 196 x 40
2.5 TD 4WD (V24C, V24W)	73	12/90→04/00				
3.0 V6 24V (V23C)	130	06/94→04/00				
3.0 V6 24V (V23W, V23C)	133	06/94→04/00				
<b>Zubehörsatz, Feststellbremsbacken</b>						
2.4 (V41W, V21W, V21C)	82	04/91→04/00	➡	→ 03/00	03.0137-9275.2	669275
2.5 TD 4WD (V24C, V24W)	73	12/90→04/00				
3.0 V6 24V (V23C)	130	06/94→04/00				
3.0 V6 24V (V23W, V23C)	133	06/94→04/00				
<b>MITSUBISHI - PAJERO III (V7_W, V6_W) 01/99→09/07</b>						
<b> Bremsbackensatz, Feststellbremse</b>						
2.5 TDi	73	04/00→12/06	➡		03.0137-3003.2	653003 Ø 198 x 34 - HEB
2.5 TDi	85	09/01→12/06				
3.2 Di-D	121	04/00→10/01				
3.2 Di-D (V68W)	118	04/00→12/06	➡	10/01→ 08/06	03.0137-3003.2	653003 Ø 198 x 34 - HEB
3.5	149	04/00→01/07	➡	→ 08/06	03.0137-3003.2	653003 Ø 198 x 34 - HEB
3.8 (V67W)	184	03/03→01/07				
<b>Zubehörsatz, Feststellbremsbacken</b>						
2.5 TDi	73	04/00→12/06	➡		03.0137-9275.2	669275
2.5 TDi	85	09/01→12/06				
3.2 Di-D	121	04/00→10/01				
3.2 Di-D (V68W)	118	04/00→12/06	➡	10/01→ 08/06	03.0137-9275.2	669275
3.5	149	04/00→01/07	➡	→ 08/06	03.0137-9275.2	669275
3.8 (V67W)	184	03/03→01/07				
<b>MITSUBISHI - PAJERO III Canvas Top (V6_W, V7_W) 02/00→12/06</b>						
<b> Bremsbackensatz, Feststellbremse</b>						
2.5 TDi (V64W, V74W)	73	04/00→12/06	➡		03.0137-3003.2	653003 Ø 198 x 34 - HEB
2.5 TDi (V64W, V74W)	85	09/01→12/06				
3.2 Di-D (V68W, V78W)	121	04/00→12/06				
3.2 Di-D (V68W, V78W)	118	10/01→12/06	➡	→ 08/06	03.0137-3003.2	653003 Ø 198 x 34 - HEB
3.5 V6 GDI (V65W, V75W)	149	04/00→12/06				
<b>Zubehörsatz, Feststellbremsbacken</b>						
2.5 TDi (V64W, V74W)	73	04/00→12/06	➡		03.0137-9275.2	669275
2.5 TDi (V64W, V74W)	85	09/01→12/06				
3.2 Di-D (V68W, V78W)	121	04/00→12/06				
3.2 Di-D (V68W, V78W)	118	10/01→12/06	➡	→ 08/06	03.0137-9275.2	669275
3.5 V6 GDI (V65W, V75W)	149	04/00→12/06				
<b>MITSUBISHI - PAJERO IV (V8_W, V9_W) 10/06→</b>						
<b> Bremsbackensatz, Feststellbremse</b>						
3.0 4WD	131	02/07→		langer Radstand	03.0137-3003.2	653003 Ø 198 x 34 - HEB
3.2 Di-D	121	01/10→		kurzer Radstand	03.0137-3003.2	653003 Ø 198 x 34 - HEB
3.2 Di-D	123	02/07→				
3.2 Di-D (V88W, V98W)	118	02/07→				
3.2 Di-D (V88W, V98W)	125	02/07→				
3.2 Di-D 4WD (V98W, V88W)	147	01/09→				
3.2 Di-D GLS	124	02/07→				
3.8 V6	182	10/06→				
3.8 V6 (V87W, V97W)	184	02/07→				
3.2 Di-D 4WD (V98W, V88W)	140	02/07→		01/09→; kurzer Radstand	03.0137-3003.2	653003 Ø 198 x 34 - HEB
				kurzer Radstand	03.0137-3003.2	653003 Ø 198 x 34 - HEB
<b>Zubehörsatz, Feststellbremsbacken</b>						
3.0 4WD	131	02/07→		langer Radstand	03.0137-9275.2	669275
↓						

	kw				!#			
<b>MITSUBISHI - PAJERO IV (V8_W, V9_W) 10/06→</b>								
<b>Zubehörsatz, Feststellbremsbacken</b>								
3.2 DI-D	121	01/10→		kurzer Radstand		03.0137-9275.2	669275	
3.2 DI-D	123	02/07→						
3.2 DI-D (V88W, V98W)	118	02/07→						
3.2 DI-D (V88W, V98W)	125	02/07→						
3.2 DI-D 4WD (V98W, V88W)	147	01/09→						
3.2 DI-D GLS	124	02/07→						
3.8 V6	182	10/06→						
3.8 V6 (V87W, V97W)	184	02/07→						
3.2 DI-D 4WD (V98W, V88W)	140	02/07→		01/09→; kurzer Radstand		03.0137-9275.2	669275	
				kurzer Radstand		03.0137-9275.2	669275	
<b>MITSUBISHI - PAJERO IV Van (V90, V80, V8_V) 11/06→</b>								
<b> Bremsbackensatz, Feststellbremse</b>								
3.2 DI-D	118	11/06→		02/07→; kurzer Radstand		03.0137-3003.2	653003	Ø 198 x 34 - HEB
3.2 DI-D 4WD	140	02/07→		kurzer Radstand		03.0137-3003.2	653003	Ø 198 x 34 - HEB
3.2 TD 4WD	147	01/10→						
<b>Zubehörsatz, Feststellbremsbacken</b>								
3.2 DI-D	118	11/06→		02/07→; kurzer Radstand		03.0137-9275.2	669275	
3.2 DI-D 4WD	140	02/07→		kurzer Radstand		03.0137-9275.2	669275	
3.2 TD 4WD	147	01/10→						
<b>MITSUBISHI - PAJERO CLASSIC (V2_W) 07/01→</b>								
<b> Bremsbackensatz, Feststellbremse</b>								
2.5 TD	85	07/01→	➡	→ 01/07		03.0137-3003.2	653003	Ø 198 x 34 - HEB
3.2 DiD	125	09/06→		02/07→; kurzer Radstand		03.0137-3003.2	653003	Ø 198 x 34 - HEB
<b>Zubehörsatz, Feststellbremsbacken</b>								
2.5 TD	85	07/01→	➡	→ 01/07		03.0137-9275.2	669275	
3.2 DiD	125	09/06→		02/07→; kurzer Radstand		03.0137-9275.2	669275	
<b>MITSUBISHI - PAJERO PININ (H6_W, H7_W) 03/99→06/07</b>								
<b> Bremsbackensatz, Feststellbremse</b>								
1.8 (H76W, H66W)	84	11/01→06/07	➡			03.0137-0389.2	650389	Ø 167 x 32
1.8 GDI (H66W, H76W)	88	10/99→10/01						
2.0 GDI (H67W, H77W)	95	10/00→06/07						
<b>MITSUBISHI - PAJERO SPORT II (KH_, KG_) 07/08→</b>								
<b> Radbremszylinder</b>								
3.5 V6 24V	153	09/08→	➡			24.3222-1737.3	020563	Ø 22,2 ALU
<b> Bremsbackensatz</b>								
3.2 DI-D 4WD	118	07/08→	➡	11/09→		03.0137-0518.2	650518	Ø 295 x 51 - HEB
3.5 V6 24V	153	09/08→	➡			03.0137-0518.2	650518	Ø 295 x 51 - HEB
<b> Bremsbackensatz, Feststellbremse</b>								
2.5 DI-D	131	07/08→		11/09→		03.0137-0390.2	650390	Ø 196 x 40
2.5 DI-D 4WD (KH4W)	131	07/08→						
3.0 4WD	162	09/08→						
<b>MITSUBISHI - SANTAMO 03/99→12/04</b>								
<b> Bremsbackensatz</b>								
2.0 16V	102	05/99→12/04	➡	- ABS		03.0137-0288.2	650288	Ø 229 x 42
2.0 16V 4WD	102	05/99→12/04						
<b>MITSUBISHI - SPACE RUNNER (N1_W, N2_W) 10/91→08/99</b>								
<b> Radbremszylinder</b>								
1.8 (N11W)	85	06/96→08/99	➡			24.3219-1752.3	020505	Ø 19,05 GG
1.8 (N11W)	90	10/91→08/99						
2.0 TD (N18W)	60	10/92→08/99						
1.8 4WD (N21W)	85	06/96→08/99	➡			24.3219-1716.3	020071	Ø 19,05 GG
1.8 4WD (N21W)	90	10/91→08/99						
<b>Zubehörsatz, Bremsbacken</b>								
1.8 (N11W)	85	06/96→08/99	➡			03.0137-9192.2	669192	AKE
1.8 (N11W)	90	10/91→08/99						
2.0 TD (N18W)	60	10/92→08/99						
↓								














	kw				!#		
<b>MITSUBISHI - SPACE RUNNER (N1_W, N2_W) 10/91→08/99</b>							
 <b>Bremsbackensatz</b>							
1.8 (N11W)	85	06/96→08/99	➔			03.0137-0289.2 650289	AKE Ø 203 x 37
1.8 (N11W)	90	10/91→08/99					
2.0 TD (N18W)	60	10/92→08/99					
1.8 4WD (N21W)	85	06/96→08/99	➔			03.0137-0288.2 650288	Ø 229 x 42
1.8 4WD (N21W)	90	10/91→08/99					
 <b>Bremsbackensatz, Feststellbremse</b>							
1.8 (N11W)	85	06/96→08/99	➔			03.0137-0389.2 650389	Ø 167 x 32
1.8 (N11W)	90	10/91→08/99					
<b>MITSUBISHI - SPACE RUNNER (N6_W) 08/99→01/03</b>							
 <b>Bremsbackensatz, Feststellbremse</b>							
2.0	98	05/00→08/02	➔			03.0137-0389.2 650389	Ø 167 x 32
2.0 (N63W)	100	08/99→08/02	➔	09/99→		03.0137-0389.2 650389	Ø 167 x 32
2.4 GDI	108	08/99→08/02					
2.4 GDI	110	08/99→01/03					
<b>MITSUBISHI - SPACE STAR Großraumlimousine (DG_A) 06/98→12/04</b>							
 <b>Radbremsszylinder</b>							
1.3 16V (DG1A)	60	09/00→12/04	➔	- ABS		24.3219-1745.3 020496	Ø 19,05 GG
1.3 16V (DG1A)	61	12/98→12/04					
1.8 GDI (DG5A)	87	06/98→12/04					
1.8 GDI (DG5A)	90	06/98→12/04					
1.8 MPI	82	10/02→12/04					
1.3 16V (DG1A)	63	06/98→12/04	➔	10/98→ 07/00; - ABS		24.3219-1745.3 020496	Ø 19,05 GG
			➔	→ 09/98; - ABS		24.3219-1753.3 020506	Ø 19,05 GG
<b>Zubehörsatz, Bremsbacken</b>							
1.3 16V (DG1A)	60	09/00→12/04	➔	- ABS		03.0137-9192.2 669192	AKE
1.3 16V (DG1A)	61	12/98→12/04				03.0137-9257.2 669257	
1.3 16V (DG1A)	63	06/98→12/04	➔	→ 09/98; - ABS		03.0137-9192.2 669192	AKE
			➔	10/98→ 07/00; - ABS		03.0137-9257.2 669257	
1.8 GDI (DG5A)	87	06/98→12/04	➔	- ABS		03.0137-9257.2 669257	
1.8 GDI (DG5A)	90	06/98→12/04					
1.8 MPI	82	10/02→12/04					
 <b>Bremstrommel</b>							
1.3 16V (DG1A)	60	09/00→12/04	➔	- ABS		24.0220-3028.1 480169	Ø 203,0 x 41,8 / 205
1.3 16V (DG1A)	61	12/98→12/04					
1.8 GDI (DG5A)	87	06/98→12/04					
1.8 GDI (DG5A)	90	06/98→12/04					
1.8 MPI	82	10/02→12/04					
1.3 16V (DG1A)	63	06/98→12/04	➔	→ 07/00; - ABS		24.0220-3028.1 480169	Ø 203,0 x 41,8 / 205
 <b>Bremsbackensatz</b>							
1.3 16V (DG1A)	60	09/00→12/04	➔	- ABS		03.0137-0289.2 650289	AKE Ø 203 x 37
1.3 16V (DG1A)	61	12/98→12/04				03.0137-0428.2 650428	Ø 203 x 39 + HEB
1.3 16V (DG1A)	63	06/98→12/04	➔	→ 09/98; - ABS		03.0137-0289.2 650289	AKE Ø 203 x 37
			➔	10/98→ 07/00; - ABS		03.0137-0428.2 650428	Ø 203 x 39 + HEB
1.8 GDI (DG5A)	87	06/98→12/04	➔	- ABS		03.0137-0428.2 650428	Ø 203 x 39 + HEB
1.8 GDI (DG5A)	90	06/98→12/04					
1.8 MPI	82	10/02→12/04					
 <b>Seilzug, Feststellbremse</b>							
1.3 16V (DG1A)	60	09/00→12/04	➔	<input type="checkbox"/> ; Scheiben/Trommel		24.3727-2114.2 582114	L= 1.490
1.3 16V (DG1A)	61	12/98→12/04	➔	<input type="checkbox"/> ; Scheiben/Trommel		24.3727-2115.2 582115	L= 1.473
1.8 GDI (DG5A)	87	06/98→12/04	➔	<input type="checkbox"/> ; Scheiben/Trommel			
1.8 GDI (DG5A)	90	06/98→12/04	➔	<input type="checkbox"/> ; Scheiben/Trommel			
1.8 MPI	82	10/02→12/04	➔	<input type="checkbox"/> ; Scheiben/Trommel			
1.3 16V (DG1A)	63	06/98→12/04	➔	<input type="checkbox"/> ; → 07/00; Scheiben/Trommel		24.3727-2114.2 582114	L= 1.490
			➔	<input type="checkbox"/> ; → 07/00; Scheiben/Trommel		24.3727-2115.2 582115	L= 1.473
1.6	72	04/01→12/04	➔	<input type="checkbox"/> ; 09/01→; Scheibenbremse		24.3727-2116.2 582116	L= 1.573
1.6 16V (DG3A)	72	01/01→12/04	➔	<input type="checkbox"/> ; 09/01→; Scheibenbremse		24.3727-2117.2 582117	L= 1.551
1.9 DI-D	85	10/02→12/04	➔	<input type="checkbox"/> ; Scheibenbremse		24.3727-2116.2 582116	L= 1.573
1.9 DI-D (DG4A)	75	02/01→12/04	➔	<input type="checkbox"/> ; Scheibenbremse		24.3727-2117.2 582117	L= 1.551












	kw				!#		
<b>MITSUBISHI - SPACE STAR Schrägheck (A0_A) 01/12→</b>							
 <b>Radbremszylinder</b>							
1.0 (A05A)	52	05/12→	➔			24.3219-1753.3 020506	Ø 19,05 GG
1.2 (A03A)	59	10/12→					
1.2 (A03A)	57	01/12→	➔	05/12→		24.3219-1753.3 020506	Ø 19,05 GG
 <b>Bremsbackensatz</b>							
1.0 (A05A)	52	05/12→	➔			03.0137-0530.2 650530	Ø 203 x 32 - HEB
1.2 (A03A)	59	10/12→					
1.2 (A03A)	57	01/12→	➔	05/12→		03.0137-0530.2 650530	Ø 203 x 32 - HEB
<b>MITSUBISHI - SPACE WAGON (N3_W, N4_W) 05/91→11/00</b>							
 <b>Radbremszylinder</b>							
1.8 (N31W)	90	10/91→10/98	➔	→ 05/92		24.3219-1716.3 020071	Ø 19,05 GG
1.8 4WD (N41W)	90	10/91→10/98					
1.8 TD (N35W)	55	10/91→10/98					
2.0 (N33W)	77	05/91→10/97	➔	06/92→		24.3219-1716.3 020071	Ø 19,05 GG
2.0 (N33W)	98	10/92→10/98	➔			24.3219-1716.3 020071	Ø 19,05 GG
2.0 4WD (N43W)	98	10/92→10/98					
2.0 TD (N38W)	60	10/92→10/98					
2.4	88	10/91→10/97	➔	06/92→ 05/96		24.3219-1716.3 020071	Ø 19,05 GG
2.4 i (N34W)	102	10/92→10/98	➔	→ 05/96		24.3219-1716.3 020071	Ø 19,05 GG
 <b>Bremsbackensatz</b>							
1.8 (N31W)	90	10/91→10/98	➔	→ 05/92		03.0137-0288.2 650288	Ø 229 x 42
1.8 4WD (N41W)	90	10/91→10/98					
1.8 TD (N35W)	55	10/91→10/98					
2.0 (N33W)	77	05/91→10/97	➔	06/92→		03.0137-0288.2 650288	Ø 229 x 42
2.0 (N33W)	98	10/92→10/98	➔			03.0137-0288.2 650288	Ø 229 x 42
2.0 4WD (N43W)	98	10/92→10/98					
2.0 TD (N38W)	60	10/92→10/98					
2.4	88	10/91→10/97	➔	06/92→ 05/96		03.0137-0288.2 650288	Ø 229 x 42
2.4 i (N34W)	102	10/92→10/98	➔	→ 05/96		03.0137-0288.2 650288	Ø 229 x 42
 <b>Bremsbackensatz, Feststellbremse</b>							
1.8 (N31W)	90	10/91→10/98	➔	→ 05/92		03.0137-0389.2 650389	Ø 167 x 32
1.8 TD (N35W)	55	10/91→10/98					
2.0 (N33W)	77	05/91→10/97	➔	06/92→		03.0137-0389.2 650389	Ø 167 x 32
2.0 (N33W)	98	10/92→10/98	➔			03.0137-0389.2 650389	Ø 167 x 32
2.0 TD (N38W)	60	10/92→10/98					
2.4	88	10/91→10/97	➔	06/92→ 05/96		03.0137-0389.2 650389	Ø 167 x 32
2.4 i (N34W)	102	10/92→10/98	➔	→ 05/96		03.0137-0389.2 650389	Ø 167 x 32
<b>MITSUBISHI - SPACE WAGON (N9_W, N8_W) 07/98→12/04</b>							
 <b>Bremsbackensatz, Feststellbremse</b>							
2.0	98	10/98→12/04		05/02→		03.0137-0389.2 650389	Ø 167 x 32
2.0 (N83W)	80	12/98→06/02		→ 04/02		03.0137-0389.2 650389	Ø 167 x 32
2.4 GDI	108	09/00→12/04		→ 08/03		03.0137-0389.2 650389	Ø 167 x 32
2.4 GDI	110	10/98→12/04					
2.4 GDI 4WD	108	09/00→12/04					
2.4 GDI 4WD	110	10/98→12/04					
<b>NISSAN - 350 Z Coupe (Z33) 09/02→11/09</b>							
 <b>Bremsbackensatz, Feststellbremse</b>							
3.5	206	10/03→12/06	➔			03.0137-3006.2 653006	Ø 172 x 32 - HEB
3.5	214	11/04→01/07					
3.5	221	09/02→12/08					
3.5	230	09/05→12/08					
<b>NISSAN - 350 Z Roadster (Z33) 10/03→12/09</b>							
 <b>Bremsbackensatz, Feststellbremse</b>							
3.5	206	03/05→12/07	➔			03.0137-3006.2 653006	Ø 172 x 32 - HEB
3.5	221	11/04→01/07					
3.5	230	09/05→12/09	➔	→ 05/09		03.0137-3006.2 653006	Ø 172 x 32 - HEB
<b>NISSAN - ALMERA I (N15) 07/95→07/00</b>							
 <b>Radbremszylinder</b>							
1.4	64	09/95→07/00	➔	→ 04/00; - ABS		24.3215-1107.3 020352	Ø 15,87 GG
1.4 GX,LX	55	09/95→07/00					
↓							




























	kw				!#		
<b>NISSAN - ALMERA I (N15) 07/95→07/00</b>							
<b> Radbremszylinder</b>							
1.6 1.6 SLX 2.0 D	73 66 55	09/95→07/00 09/95→07/00 11/95→07/00	➔	→ 04/00; - ABS		24.3215-1107.3 020352	Ø 15,87 GG
1.6	75	07/95→03/00	➔	- ABS		24.3215-1107.3 020352	Ø 15,87 GG
<b>Zubehörsatz, Bremsbacken</b>							
1.4 1.4 GX,LX 1.6 1.6 SLX 2.0 D	64 55 73 66 55	09/95→07/00 09/95→07/00 09/95→07/00 09/95→07/00 11/95→07/00	➔	→ 04/00; - ABS		03.0137-9165.2 669165	
1.6	75	07/95→03/00	➔	- ABS		03.0137-9165.2 669165	
<b> Bremstrommel</b>							
1.4 1.4 GX,LX 1.6 1.6 SLX 2.0 D	64 55 73 66 55	09/95→07/00 09/95→07/00 09/95→07/00 09/95→07/00 11/95→07/00	➔	→ 04/00; - ABS		24.0218-0025.1 480082	Ø 180,0 x 37,5 / 181
1.6	75	07/95→03/00	➔	- ABS		24.0218-0025.1 480082	Ø 180,0 x 37,5 / 181
<b> Bremsbackensatz</b>							
1.4 1.4 GX,LX 1.6 1.6 SLX 2.0 D	64 55 73 66 55	09/95→07/00 09/95→07/00 09/95→07/00 09/95→07/00 11/95→07/00	➔	→ 04/00; - ABS		03.0137-0265.2 650265	Ø 180 x 31
1.6	75	07/95→03/00	➔	- ABS		03.0137-0265.2 650265	Ø 180 x 31
<b> Seilzug, Feststellbremse</b>							
1.4 1.4 GX,LX 1.6 1.6 SLX 2.0 D	64 55 73 66 55	09/95→07/00 09/95→07/00 09/95→07/00 09/95→07/00 11/95→07/00	←	☒; → 03/96; + ABS; Scheibenbremse		24.3727-1701.2 581701	L= 250
			←	☒; 01/98→ 04/00; + ABS; Scheibenbremse		24.3727-1701.2 581701	L= 250
			←	☒; 04/96→ 12/97; + ABS; Scheibenbremse		24.3727-1701.2 581701	L= 250
			←	☒; → 03/96; - ABS; Trommelbremse		24.3727-1701.2 581701	L= 250
			←	☒; 04/96→ 04/00; - ABS; Trommelbremse		24.3727-1701.2 581701	L= 250
			➔	☐; 04/96→ 04/00; - ABS; Trommelbremse		24.3727-1742.2 581742	L= 1.660
			➔	☐; 04/96→ 04/00; - ABS; Trommelbremse		24.3727-1743.2 581743	L= 1.662
			➔	☐; 04/96→ 12/97; + ABS; Scheibenbremse		24.3727-1746.2 581746	L= 1.680
			➔	☐; 01/98→ 04/00; + ABS; Scheibenbremse		24.3727-1746.2 581746	L= 1.680
			➔	☐; → 03/96; + ABS; Scheibenbremse		24.3727-1746.2 581746	L= 1.680
			➔	☐; 01/98→ 04/00; + ABS; Scheibenbremse		24.3727-1747.2 581747	L= 1.682
			➔	☐; → 03/96; + ABS; Scheibenbremse		24.3727-1747.2 581747	L= 1.682
			➔	☐; 04/96→ 12/97; + ABS; Scheibenbremse		24.3727-1747.2 581747	L= 1.682
1.6	75	07/95→03/00	←	☒; 01/98→; + ABS; Scheibenbremse		24.3727-1701.2 581701	L= 250
			←	☒; → 03/96; + ABS; Scheibenbremse		24.3727-1701.2 581701	L= 250
			←	☒; 04/96→ 12/97; + ABS; Scheibenbremse		24.3727-1701.2 581701	L= 250
			←	☒; 04/96→; - ABS; Trommelbremse		24.3727-1701.2 581701	L= 250
			←	☒; → 03/96; - ABS; Trommelbremse		24.3727-1701.2 581701	L= 250
			➔	☐; 04/96→; - ABS; Trommelbremse		24.3727-1742.2 581742	L= 1.660
			➔	☐; 04/96→; - ABS; Trommelbremse		24.3727-1743.2 581743	L= 1.662
			➔	☐; → 03/96; + ABS; Scheibenbremse		24.3727-1746.2 581746	L= 1.680
			➔	☐; 04/96→ 12/97; + ABS; Scheibenbremse		24.3727-1746.2 581746	L= 1.680
			➔	☐; 01/98→; + ABS; Scheibenbremse		24.3727-1746.2 581746	L= 1.680
			➔	☐; → 03/96; + ABS; Scheibenbremse		24.3727-1747.2 581747	L= 1.682
			➔	☐; 01/98→; + ABS; Scheibenbremse		24.3727-1747.2 581747	L= 1.682















	kw				!#		
<b>NISSAN - ALMERA I (N15) 07/95→07/00</b>							
 <b>Seilzug, Feststellbremse</b>							
1.6	75	07/95→03/00	➔	☐; 04/96→12/97; + ABS; Scheibenbremse		24.3727-1747.2 581747	L= 1.682
<b>NISSAN - ALMERA I Hatchback (N15) 07/95→01/01</b>							
 <b>Radbremszylinder</b>							
1.4 1.4 S,GX,LX 1.6 1.6 1.6 SR,SLX 2.0 D	64 55 73 75 66 55	09/95→03/00 09/95→03/00 09/95→03/00 07/95→03/00 09/95→03/00 11/95→03/00	➔	- ABS		24.3215-1107.3 020352	Ø 15,87 GG
<b>Zubehörsatz, Bremsbacken</b>							
1.4 1.4 S,GX,LX 1.6 1.6 1.6 SR,SLX 2.0 D	64 55 73 75 66 55	09/95→03/00 09/95→03/00 09/95→03/00 07/95→03/00 09/95→03/00 11/95→03/00	➔	- ABS		03.0137-9165.2 669165	
 <b>Bremstrommel</b>							
1.4 1.4 S,GX,LX 1.6 1.6 1.6 SR,SLX 2.0 D	64 55 73 75 66 55	09/95→03/00 09/95→03/00 09/95→03/00 07/95→03/00 09/95→03/00 11/95→03/00	➔	- ABS		24.0218-0025.1 480082	Ø 180,0 x 37,5 / 181
 <b>Bremsbackensatz</b>							
1.4 1.4 S,GX,LX 1.6 1.6 1.6 SR,SLX 2.0 D	64 55 73 75 66 55	09/95→03/00 09/95→03/00 09/95→03/00 07/95→03/00 09/95→03/00 11/95→03/00	➔	- ABS		03.0137-0265.2 650265	Ø 180 x 31
 <b>Seilzug, Feststellbremse</b>							
1.4 1.4 S,GX,LX 1.6 1.6 1.6 SR,SLX 2.0 D	64 55 73 75 66 55	09/95→03/00 09/95→03/00 09/95→03/00 07/95→03/00 09/95→03/00 11/95→03/00	➔	☐; 01/98→; + ABS; Scheibenbremse		24.3727-1701.2 581701	L= 250
			➔	☐; → 03/96; + ABS; Scheibenbremse		24.3727-1701.2 581701	L= 250
			➔	☐; 04/96→12/97; + ABS; Scheibenbremse		24.3727-1701.2 581701	L= 250
			➔	☐; 04/96→; - ABS; Trommelbremse		24.3727-1701.2 581701	L= 250
			➔	☐; → 03/96; - ABS; Trommelbremse		24.3727-1701.2 581701	L= 250
			➔	☐; 04/96→; - ABS; Trommelbremse		24.3727-1742.2 581742	L= 1.660
			➔	☐; 04/96→; - ABS; Trommelbremse		24.3727-1743.2 581743	L= 1.662
			➔	☐; → 03/96; + ABS; Scheibenbremse		24.3727-1746.2 581746	L= 1.680
			➔	☐; 04/96→12/97; + ABS; Scheibenbremse		24.3727-1746.2 581746	L= 1.680
			➔	☐; 01/98→; + ABS; Scheibenbremse		24.3727-1746.2 581746	L= 1.680
			➔	☐; → 03/96; + ABS; Scheibenbremse		24.3727-1747.2 581747	L= 1.682
			➔	☐; 01/98→; + ABS; Scheibenbremse		24.3727-1747.2 581747	L= 1.682
			➔	☐; 04/96→12/97; + ABS; Scheibenbremse		24.3727-1747.2 581747	L= 1.682
2.0 GTi	105	07/96→03/00	➔	☐; Scheibenbremse		24.3727-1701.2 581701	L= 250
			➔	☐; Scheibenbremse		24.3727-1746.2 581746	L= 1.680
			➔	☐; Scheibenbremse		24.3727-1747.2 581747	L= 1.682
<b>NISSAN - ALMERA II (N16) 04/00→</b>							
 <b>Bremsbackensatz</b>							
1.5	66	07/00→11/06	➔	- ABS		03.0137-0443.2 650443	Ø 203 x 37 - HEB
			➔	→ 03/01; - ABS; Made in Japan		03.0137-0443.2 650443	Ø 203 x 37 - HEB
1.5 1.5 dCi	72 60	10/02→09/06 01/03→09/06	➔	- ABS		03.0137-0443.2 650443	Ø 203 x 37 - HEB
 <b>Seilzug, Feststellbremse</b>							
1.5	66	07/00→11/06	➔	☐; → 03/01; - ABS; Made in Japan; Trommelbremse		24.3727-1723.2 581723	L= 236
↓							

	kw				!#		
<b>NISSAN - ALMERA II (N16) 04/00→</b>							
 <b>Seilzug, Feststellbremse</b>							
1.5	66	07/00→11/06	←	↑; → 03/01; + ABS; Made in Japan; Scheibenbremse	24.3727-1723.2	581723	L= 236
			→	□; + ABS; Scheibenbremse	24.3727-1724.2	581724	L= 1.650
			→	▣; + ABS; Scheibenbremse	24.3727-1725.2	581725	L= 1.661
			→	□; - ABS; Trommelbremse	24.3727-1736.2	581736	L= 1.634
			→	▣; - ABS; Trommelbremse	24.3727-1737.2	581737	L= 1.642
1.5 1.5 dCi	72 60	10/02→09/06 01/03→09/06	→	□; + ABS; Scheibenbremse	24.3727-1724.2	581724	L= 1.650
			→	▣; + ABS; Scheibenbremse	24.3727-1725.2	581725	L= 1.661
			→	□; - ABS; Trommelbremse	24.3727-1736.2	581736	L= 1.634
			→	▣; - ABS; Trommelbremse	24.3727-1737.2	581737	L= 1.642
1.8 2.2 Di	84 81	07/00→11/02 07/00→04/03	←	↑; → 03/01; Made in Japan; Scheibenbremse	24.3727-1723.2	581723	L= 236
			→	□; Scheibenbremse	24.3727-1724.2	581724	L= 1.650
			→	▣; Scheibenbremse	24.3727-1725.2	581725	L= 1.661
1.8 2.2 dCi 2.2 dCi	85 82 100	10/02→09/06 09/03→09/06 09/03→09/06	→	□; Scheibenbremse	24.3727-1724.2	581724	L= 1.650
			→	▣; Scheibenbremse	24.3727-1725.2	581725	L= 1.661
<b>NISSAN - ALMERA II Hatchback (N16) 01/00→</b>							
 <b>Bremsbackensatz</b>							
1.5	66	03/00→11/06	→	- ABS	03.0137-0443.2	650443	Ø 203 x 37 - HEB
			→	→ 03/01; - ABS; Made in Japan	03.0137-0443.2	650443	Ø 203 x 37 - HEB
1.5 1.5 dCi	72 60	10/02→09/06 01/03→09/06	→	- ABS	03.0137-0443.2	650443	Ø 203 x 37 - HEB
 <b>Seilzug, Feststellbremse</b>							
1.5	66	03/00→11/06	←	↑; → 03/01; - ABS; Made in Japan; Trommelbremse	24.3727-1723.2	581723	L= 236
			←	↑; → 03/01; + ABS; Made in Japan; Scheibenbremse	24.3727-1723.2	581723	L= 236
			→	□; + ABS; Scheibenbremse	24.3727-1724.2	581724	L= 1.650
			→	▣; + ABS; Scheibenbremse	24.3727-1725.2	581725	L= 1.661
			→	□; - ABS; Trommelbremse	24.3727-1736.2	581736	L= 1.634
			→	▣; - ABS; Trommelbremse	24.3727-1737.2	581737	L= 1.642
1.5 1.5 dCi	72 60	10/02→09/06 01/03→09/06	→	□; + ABS; Scheibenbremse	24.3727-1724.2	581724	L= 1.650
			→	▣; + ABS; Scheibenbremse	24.3727-1725.2	581725	L= 1.661
			→	□; - ABS; Trommelbremse	24.3727-1736.2	581736	L= 1.634
			→	▣; - ABS; Trommelbremse	24.3727-1737.2	581737	L= 1.642
1.8	84	01/00→11/02	←	↑; 03/00→ 03/01; Made in Japan; Scheibenbremse	24.3727-1723.2	581723	L= 236
			→	□; 02/00→; Scheibenbremse	24.3727-1724.2	581724	L= 1.650
			→	▣; 02/00→; Scheibenbremse	24.3727-1725.2	581725	L= 1.661
1.8 2.2 dCi	85 82	10/02→09/06 09/03→09/06	→	□; Scheibenbremse	24.3727-1724.2	581724	L= 1.650
			→	▣; Scheibenbremse	24.3727-1725.2	581725	L= 1.661
2.2 dCi 2.2 Di	81	03/00→04/03	←	↑; → 03/01; Made in Japan; Scheibenbremse	24.3727-1723.2	581723	L= 236
			→	□; Scheibenbremse	24.3727-1724.2	581724	L= 1.650
			→	▣; Scheibenbremse	24.3727-1725.2	581725	L= 1.661
<b>NISSAN - ALMERA Classic (B10) 03/06→</b>							
 <b>Seilzug, Feststellbremse</b>							
1.6 16V	79	03/06→	←	↑; Trommelbremse	24.3727-1723.2	581723	L= 236
<b>NISSAN - ALMERA TINO (V10) 12/98→02/06</b>							
 <b>Seilzug, Feststellbremse</b>							
1.8 1.8 2.2 dCi 2.2 dCi	84 85 82 100	08/00→02/06 12/02→02/06 09/03→02/06 09/03→02/06	←	↑; → 11/05; Scheibenbremse	24.3727-1733.2	581733	L= 221
			→	□; → 11/05; Scheibenbremse	24.3727-1734.2	581734	L= 1.660
			→	▣; → 11/05; Scheibenbremse	24.3727-1735.2	581735	L= 1.670
1.8 2.0 ↓	88 100	12/98→02/03 08/00→01/03	←	↑; Scheibenbremse	24.3727-1733.2	581733	L= 221

























	kw				!#		
<b>NISSAN - ALMERA TINO (V10) 12/98→02/06</b>							
 <b>Seilzug, Feststellbremse</b>							
1.8 2.0	88 100	12/98→02/03 08/00→01/03	➔	☐; Scheibenbremse		24.3727-1734.2 581734	L= 1.660
			➔	☐; Scheibenbremse		24.3727-1735.2 581735	L= 1.670
2.2 dCi	84	08/00→02/06	➔	☐; → 08/03; Scheibenbremse		24.3727-1733.2 581733	L= 221
			➔	☐; → 08/03; Scheibenbremse		24.3727-1734.2 581734	L= 1.660
			➔	☐; → 08/03; Scheibenbremse		24.3727-1735.2 581735	L= 1.670
<b>NISSAN - CABSTAR (F23, H41, H42) 07/92→09/11</b>							
<b>Zubehörsatz, Bremsbacken</b>							
2.5 D	56	07/92→12/00	➔			03.0137-9169.2 669169	
 <b>Bremsbackensatz</b>							
2.5 D	56	07/92→12/00	➔			03.0137-0469.2 650469	Ø 280 x 65 + HEB
<b>NISSAN - CUBE (Z12) 09/07→</b>							
 <b>Bremsbackensatz, Feststellbremse</b>							
1.5 dCi 1.5 dCi 1.6 16V	78 81 81	03/10→ 03/10→ 03/10→		→ 03/11		03.0137-3012.2 653012	Ø 172 x 32 - HEB
<b>NISSAN - EVALIA Bus 07/10→</b>							
 <b>Radbremszylinder</b>							
1.5 dci (M20, M20M, M20K, M20KK)	63	07/10→	➔			24.3222-1735.3 020554	Ø 22,2 GG
1.5 dci (M20, M20M)	66	04/11→					
1.5 dci (M20, M20M)	81	04/11→					
1.6 16V (M20, M20M)	81	07/10→					
 <b>Bremsbackensatz</b>							
1.5 dci (M20, M20M, M20K, M20KK)	63	07/10→	➔			03.0137-0513.2 650513	Ø 229 x 37
1.5 dci (M20, M20M)	66	04/11→					
1.5 dci (M20, M20M)	81	04/11→					
1.6 16V (M20, M20M)	81	07/10→					
 <b>Bremsbackensatz, Feststellbremse</b>							
e- (ME0)	80	07/14→	➔			03.0137-3012.2 653012	Ø 172 x 32 - HEB
<b>NISSAN - GT-R (R35) 12/07→</b>							
 <b>Bremsbackensatz, Feststellbremse</b>							
NISMO V6	441 419	07/14→ 06/16→	➔			03.0137-3041.2 653041	Ø 190 x 33 - HEB
V6	357	12/07→10/10	➔	02/09→		03.0137-3041.2 653041	Ø 190 x 33 - HEB
V6	390	10/10→09/11	➔	02/11→		03.0137-3041.2 653041	Ø 190 x 33 - HEB
V6	404	10/11→	➔	02/12→		03.0137-3041.2 653041	Ø 190 x 33 - HEB
<b>NISSAN - INTERSTAR Bus (X70) 04/02→</b>							
 <b>Seilzug, Feststellbremse</b>							
dCi 100 dCi 100 dCi 120 dCi 150	73 74 88 107	11/03→ 04/06→ 09/06→ 09/06→	➔	☐; → 06/10; Scheibenbremse	1	24.3727-0762.2 580762	L= 1.175
			➔	☐; → 06/10; kurzer Radstand; Scheibenbremse	2	24.3727-1072.2 581072	L= 1.420
dCi 120	84	07/02→08/06	➔	☐; Scheibenbremse	1	24.3727-0762.2 580762	L= 1.175
			➔	☐; kurzer Radstand; Scheibenbremse	2	24.3727-1072.2 581072	L= 1.420
dCi 140 dCi 90	100 66	11/03→ 07/02→	➔	☐; → 08/06; Scheibenbremse	1	24.3727-0762.2 580762	L= 1.175
			➔	☐; → 08/06; kurzer Radstand; Scheibenbremse	2	24.3727-1072.2 581072	L= 1.420
dCi 80	60	04/02→08/06	➔	☐; 07/02→; Scheibenbremse	1	24.3727-0762.2 580762	L= 1.175
			➔	☐; 07/02→; kurzer Radstand; Scheibenbremse	2	24.3727-1072.2 581072	L= 1.420
<b>NISSAN - INTERSTAR Kasten (X70) 04/02→</b>							
 <b>Seilzug, Feststellbremse</b>							
dCi 100 dCi 100 dCi 120 dCi 150	73 74 88 107	11/03→ 04/06→ 09/06→ 09/06→	➔	☐; → 06/10; Scheibenbremse	1	24.3727-0762.2 580762	L= 1.175
			➔	☐; → 06/10; kurzer Radstand; Scheibenbremse	2	24.3727-1072.2 581072	L= 1.420


















	kw			!#			
<b>NISSAN - INTERSTAR Kasten (X70) 04/02→</b>							
 <b>Seilzug, Feststellbremse</b>							
dCi 120 dCi 140 dCi 90	84 100 66	04/02→ 11/03→ 07/02→	← →	☒; → 08/06; Scheibenbremse ☒; → 08/06; kurzer Radstand; Scheibenbremse	1 2	24.3727-0762.2 580762 24.3727-1072.2 581072	L= 1.175 L= 1.420
dCi 80	60	04/02→08/06	← →	☒; 07/02→; Scheibenbremse ☒; 07/02→; kurzer Radstand; Scheibenbremse	1 2	24.3727-0762.2 580762 24.3727-1072.2 581072	L= 1.175 L= 1.420
<b>NISSAN - INTERSTAR Pritsche/Fahrgestell 08/03→</b>							
 <b>Seilzug, Feststellbremse</b>							
dCi 100	73	02/04→	← →	☒; → 06/10; Scheibenbremse ☒; → 06/10; kurzer Radstand; Scheibenbremse	1 2	24.3727-0762.2 580762 24.3727-1072.2 581072	L= 1.175 L= 1.420
dCi 120 dCi 140	84 100	08/03→ 11/03→	← →	☒; → 08/06; Scheibenbremse ☒; → 08/06; kurzer Radstand; Scheibenbremse	1 2	24.3727-0762.2 580762 24.3727-1072.2 581072	L= 1.175 L= 1.420
dCi 120 dCi 150	88 107	08/06→ 08/06→	← →	☒; 09/06→ 06/10; Scheibenbremse ☒; 09/06→ 06/10; kurzer Radstand; Scheibenbremse	1 2	24.3727-0762.2 580762 24.3727-1072.2 581072	L= 1.175 L= 1.420
<b>NISSAN - JUKE (F15) 06/10→</b>							
 <b>Bremsbackensatz, Feststellbremse</b>							
1.2 DIG-T 1.5 dCi 1.6 1.6 1.6 DIG-T 1.6 DIG-T 4x4 1.6 DIG-T NISMO 1.6 DIG-T NISMO 4x4 1.6 DIG-T NISMO RS 1.6 DIG-T NISMO RS 4x4 1.6 LPG	85 81 69 86 140 140 147 147 160 157 85	05/14→ 06/10→ 01/13→ 06/10→ 06/10→ 06/10→ 03/13→07/14 02/13→07/14 08/14→ 08/14→ 01/12→				03.0137-3012.2 653012	∅ 172 x 32 - HEB
<b>NISSAN - KUBISTAR Kasten (X76) 08/03→</b>							
 <b>Radbremszylinder</b>							
1.2 1.5 dCi 1.5 dCi 1.5 dCi	44 42 48 60	08/03→ 08/03→10/09 08/03→ 08/03→	→	→ 08/05; für erhöhte Nutzlast → 08/05; nicht für erhöhte Nutzlast		24.3222-1715.3 020433 24.3222-1716.3 020434	BDX ∅ 22,2 ALU BDX ∅ 22,2 ALU
1.2 16V 1.6 16V	55 70	04/06→ 08/03→	→	→ 10/09; für erhöhte Nutzlast → 10/09; nicht für erhöhte Nutzlast		24.3222-1715.3 020433 24.3222-1716.3 020434	BDX ∅ 22,2 ALU BDX ∅ 22,2 ALU
1.4 1.5 dCi 70 dCi 85	55 51 62	08/03→10/09 09/05→10/09 04/06→10/09	→	für erhöhte Nutzlast nicht für erhöhte Nutzlast		24.3222-1715.3 020433 24.3222-1716.3 020434	BDX ∅ 22,2 ALU BDX ∅ 22,2 ALU
1.5 dCi	45	08/05→	→	09/05→ 10/09; für erhöhte Nutzlast 09/05→ 10/09; nicht für erhöhte Nutzlast		24.3222-1715.3 020433 24.3222-1716.3 020434	BDX ∅ 22,2 ALU BDX ∅ 22,2 ALU
<b>Zubehörsatz, Bremsbacken</b>							
1.2 1.5 dCi 1.5 dCi 1.5 dCi	44 42 48 60	08/03→ 08/03→10/09 08/03→ 08/03→	→	→ 08/05; für erhöhte Nutzlast → 08/05; nicht für erhöhte Nutzlast		03.0137-9228.2 669228 03.0137-9233.2 669233	BDX BDX
1.2 16V 1.6 16V	55 70	04/06→ 08/03→	→	→ 10/09; für erhöhte Nutzlast → 10/09; nicht für erhöhte Nutzlast		03.0137-9228.2 669228 03.0137-9233.2 669233	BDX BDX
1.4 1.5 dCi 70 dCi 85	55 51 62	08/03→10/09 09/05→10/09 04/06→10/09	→	für erhöhte Nutzlast nicht für erhöhte Nutzlast		03.0137-9228.2 669228 03.0137-9233.2 669233	BDX BDX
1.5 dCi	45	08/05→	→	09/05→ 10/09; für erhöhte Nutzlast 09/05→ 10/09; nicht für erhöhte Nutzlast		03.0137-9228.2 669228 03.0137-9233.2 669233	BDX BDX
 <b>Bremstrommel</b>							
1.2 1.5 dCi 1.5 dCi 1.5 dCi	44 42 48 60	08/03→ 08/03→10/09 08/03→ 08/03→	→	→ 08/05; nicht für erhöhte Nutzlast		24.0220-3010.1 480081	∅ 203,0 x 50,5 / 204,5 - RLG / - ABS Ring
1.2 16V 1.6 16V	55 70	04/06→ 08/03→	→	→ 10/09; nicht für erhöhte Nutzlast		24.0220-3010.1 480081	∅ 203,0 x 50,5 / 204,5 - RLG / - ABS Ring
↓							


















	kw				!#		
<b>NISSAN - KUBISTAR Kasten (X76) 08/03→</b>							
 <b>Bremstrommel</b>							
1.4 1.5 dCi 70 dCi 85	55 51 62	08/03→10/09 09/05→10/09 04/06→10/09	➔	nicht für erhöhte Nutzlast		24.0220-3010.1 480081	Ø 203,0 x 50,5 / 204,5 - RLG / - ABS Ring
1.5 dCi	45	08/05→	➔	09/05→ 10/09; nicht für erhöhte Nutzlast		24.0220-3010.1 480081	Ø 203,0 x 50,5 / 204,5 - RLG / - ABS Ring
 <b>Bremsbackensatz</b>							
1.2 1.5 dCi 1.5 dCi 1.5 dCi	44 42 48 60	08/03→ 08/03→10/09 08/03→ 08/03→	➔	→ 08/05; nicht für erhöhte Nutzlast		03.0137-0350.2 650350 03.0520-5722.3 695722	Ø 203 x 39 + HEB BDX Ø 203 x 39 Ø 22,2 + RZ / + Zub TopKit
			➔	→ 08/05; für erhöhte Nutzlast		03.0137-0351.2 650351 03.0520-5622.3 695622	BDX Ø 229 x 42 + HEB BDX Ø 229 x 42 Ø 22,2 + RZ / + Zub TopKit
1.2 16V 1.6 16V	55 70	04/06→ 08/03→	➔	→ 10/09; nicht für erhöhte Nutzlast		03.0137-0350.2 650350 03.0520-5722.3 695722	Ø 203 x 39 + HEB BDX Ø 203 x 39 Ø 22,2 + RZ / + Zub TopKit
			➔	→ 10/09; für erhöhte Nutzlast		03.0137-0351.2 650351 03.0520-5622.3 695622	BDX Ø 229 x 42 + HEB BDX Ø 229 x 42 Ø 22,2 + RZ / + Zub TopKit
1.4 1.5 dCi 70 dCi 85	55 51 62	08/03→10/09 09/05→10/09 04/06→10/09	➔	nicht für erhöhte Nutzlast		03.0137-0350.2 650350 03.0520-5722.3 695722	Ø 203 x 39 + HEB BDX Ø 203 x 39 Ø 22,2 + RZ / + Zub TopKit
			➔	für erhöhte Nutzlast		03.0137-0351.2 650351 03.0520-5622.3 695622	BDX Ø 229 x 42 + HEB BDX Ø 229 x 42 Ø 22,2 + RZ / + Zub TopKit
1.5 dCi	45	08/05→	➔	09/05→ 10/09; nicht für erhöhte Nutzlast		03.0137-0350.2 650350 03.0520-5722.3 695722	Ø 203 x 39 + HEB BDX Ø 203 x 39 Ø 22,2 + RZ / + Zub TopKit
			➔	09/05→ 10/09; für erhöhte Nutzlast		03.0137-0351.2 650351 03.0520-5622.3 695622	BDX Ø 229 x 42 + HEB BDX Ø 229 x 42 Ø 22,2 + RZ / + Zub TopKit
 <b>Seilzug, Feststellbremse</b>							
1.2 1.5 dCi 1.5 dCi 1.5 dCi	44 42 48 60	08/03→ 08/03→10/09 08/03→ 08/03→	➔	☐; → 08/05; Trommelbremse		24.3727-1041.2 581041	L= 1.423
			➔	☐; → 08/05; Trommelbremse		24.3727-1042.2 581042	L= 1.421
1.2 16V 1.6 16V	55 70	04/06→ 08/03→	➔	☐; → 10/09; Trommelbremse		24.3727-1041.2 581041	L= 1.423
			➔	☐; → 10/09; Trommelbremse		24.3727-1042.2 581042	L= 1.421
1.4 1.5 dCi 70 dCi 85	55 51 62	08/03→10/09 09/05→10/09 04/06→10/09	➔	☐; Trommelbremse		24.3727-1041.2 581041	L= 1.423
			➔	☐; Trommelbremse		24.3727-1042.2 581042	L= 1.421
1.5 dCi	45	08/05→	➔	☐; 09/05→ 10/09; Trommelbremse		24.3727-1041.2 581041	L= 1.423
			➔	☐; 09/05→ 10/09; Trommelbremse		24.3727-1042.2 581042	L= 1.421
<b>NISSAN - LEAF (ZE0) 11/10→</b>							
 <b>Bremsbackensatz, Feststellbremse</b>							
Electric	80	11/10→	➔			03.0137-3012.2 653012	Ø 172 x 32 - HEB
<b>NISSAN - LEAF (ZE1) 08/17→</b>							
 <b>Bremsbackensatz, Feststellbremse</b>							
Electric	110	08/17→	➔			03.0137-3012.2 653012	Ø 172 x 32 - HEB
<b>NISSAN - MICRA II (K11) 01/92→12/07</b>							
 <b>Radbremszylinder</b>							
1.0 i 16V 1.3 i 16V	40 55	08/92→09/00 08/92→09/00	➔	→ 08/00; - ABS		24.3217-1708.3 020414	Ø 17,78 GG
1.0 i 16V 1.4 i 16V	44 60	09/00→02/03 09/00→02/03	➔	→ 12/02; - ABS		24.3217-1708.3 020414	Ø 17,78 GG
1.5 D	42	02/98→02/03	➔	→ 12/02		24.3217-1708.3 020414	Ø 17,78 GG
<b>Zubehörsatz, Bremsbacken</b>							
1.0 i 16V 1.3 i 16V	40 55	08/92→09/00 08/92→09/00	➔	02/98→ 08/00; - ABS		03.0137-9180.2 669180	
			➔	→ 01/98; - ABS		03.0137-9180.2 669180	
1.0 i 16V 1.4 i 16V	44 60	09/00→02/03 09/00→02/03	➔	→ 12/02; - ABS		03.0137-9180.2 669180	
↓							

















































	kw				!#		
<b>NISSAN - MICRA II (K11) 01/92→12/07</b>							
<b>Zubehörsatz, Bremsbacken</b>							
1.5 D	42	02/98→02/03	➡	→ 12/02		03.0137-9180.2 669180	
<b> Bremstrommel</b>							
1.0 i 16V 1.3 i 16V	40 55	08/92→09/00 08/92→09/00	➡	→ 08/00; - ABS; ohne Leichtmetallfelge		24.0218-0043.1 480165	Ø 180,0 x 32,8 / 181
1.0 i 16V 1.4 i 16V	44 60	09/00→02/03 09/00→02/03	➡	→ 12/02; - ABS; ohne Leichtmetallfelge		24.0218-0043.1 480165	Ø 180,0 x 32,8 / 181
1.5 D	42	02/98→02/03	➡	→ 12/02; ohne Leichtmetallfelge		24.0218-0043.1 480165	Ø 180,0 x 32,8 / 181
<b> Bremsbackensatz</b>							
1.0 i 16V 1.3 i 16V	40 55	08/92→09/00 08/92→09/00	➡	→ 01/98; - ABS		03.0137-0275.2 650275 03.0420-3317.3 683317 03.0520-3317.3 693317	Ø 180 x 27 + HEB Ø 180 x 27 Ø 17,78 + RZ / + Zub Kit Ø 180 x 27 Ø 17,78 + RZ / + Zub TopKit
			➡	02/98→ 08/00; - ABS		03.0137-0413.2 650413 03.0520-4217.3 694217	Ø 180 x 27 + HEB Ø 180 x 27 Ø 17,78 + RZ / + Zub TopKit
1.0 i 16V 1.4 i 16V	44 60	09/00→02/03 09/00→02/03	➡	→ 12/02; - ABS		03.0137-0413.2 650413 03.0520-4217.3 694217	Ø 180 x 27 + HEB Ø 180 x 27 Ø 17,78 + RZ / + Zub TopKit
1.5 D	42	02/98→02/03	➡	→ 12/02		03.0137-0413.2 650413 03.0520-4217.3 694217	Ø 180 x 27 + HEB Ø 180 x 27 Ø 17,78 + RZ / + Zub TopKit
<b> Seilzug, Feststellbremse</b>							
1.0 i 16V 1.3 i 16V	40 55	08/92→09/00 08/92→09/00	⬅	 → 08/00; - ABS; Trommelbremse		24.3727-1701.2 581701	L= 250
			⬅	 → 08/00; + ABS; Scheibenbremse		24.3727-1701.2 581701	L= 250
			➡	 → 08/00; - ABS; Trommelbremse		24.3727-1704.2 581704	L= 1.433
			➡	 → 08/00; - ABS; Trommelbremse		24.3727-1705.2 581705	L= 1.410
			➡	 → 08/00; + ABS; Scheibenbremse		24.3727-1714.2 581714	L= 1.310
			➡	 → 08/00; + ABS; Scheibenbremse		24.3727-1715.2 581715	L= 1.287
1.0 i 16V 1.4 i 16V	44 60	09/00→02/03 09/00→02/03	⬅	 → 12/02; - ABS; Trommelbremse		24.3727-1701.2 581701	L= 250
			⬅	 → 12/02; + ABS; Scheibenbremse		24.3727-1701.2 581701	L= 250
			➡	 → 12/02; + ABS; Scheibenbremse		24.3727-1714.2 581714	L= 1.310
			➡	 → 12/02; + ABS; Scheibenbremse		24.3727-1715.2 581715	L= 1.287
1.5 D	42	02/98→02/03	⬅	 09/00→ 12/02; Trommelbremse		24.3727-1701.2 581701	L= 250
			⬅	 → 08/00; Trommelbremse		24.3727-1701.2 581701	L= 250
			➡	 → 08/00; Trommelbremse		24.3727-1704.2 581704	L= 1.433
			➡	 → 08/00; Trommelbremse		24.3727-1705.2 581705	L= 1.410
<b>NISSAN - MICRA III (K12) 03/02→06/10</b>							
<b> Radbremszylinder</b>							
1.0 16V 1.2 16V 1.2 16V 1.2 LPG 1.4 16V 1.5 dCi 1.5 dCi 1.5 dCi 1.5 dCi 1.5 dCi 160 SR	48 48 59 59 65 48 50 60 63 81	01/03→06/10 01/03→06/10 01/03→06/10 10/02→06/10 01/03→06/10 01/03→06/10 06/05→06/10 09/03→06/10 06/05→06/10 05/05→06/10	➡			24.3219-1755.3 020508	Ø 19,05 ALU
<b>Zubehörsatz, Bremsbacken</b>							
1.0 16V 1.2 16V 1.2 16V 1.2 LPG 1.4 16V 1.5 dCi 1.5 dCi 1.5 dCi 1.5 dCi 160 SR ↓	48 48 59 59 65 48 50 60 63 81	01/03→06/10 01/03→06/10 01/03→06/10 10/02→06/10 01/03→06/10 01/03→06/10 06/05→06/10 09/03→06/10 06/05→06/10 05/05→06/10	➡			03.0137-9280.2 669280	

	kw				!#		
<b>NISSAN - MICRA III (K12) 03/02→06/10</b>							
 <b>Bremstrommel</b>							
1.0 16V	48	01/03→06/10	➔			24.0220-3030.1 480180	Ø 203,0 x 50,5 / 204,5 - RLG / - ABS Ring
1.2 16V	48	01/03→06/10					
1.2 16V	59	01/03→06/10					
1.2 LPG	59	10/02→06/10					
1.4 16V	65	01/03→06/10					
1.5 dCi	48	01/03→06/10					
1.5 dCi	50	06/05→06/10					
1.5 dCi	60	09/03→06/10					
1.5 dCi	63	06/05→06/10					
160 SR	81	05/05→06/10					
 <b>Bremsbackensatz</b>							
1.0 16V	48	01/03→06/10	➔			03.0137-0454.2 650454	AP Ø 203 x 38 + HEB
1.2 16V	48	01/03→06/10				03.0520-6419.3 696419	AP Ø 203 x 38 Ø 19,05 + RZ / + Zub TopKit
1.2 16V	59	01/03→06/10					
1.4 16V	65	01/03→06/10					
1.5 dCi	48	01/03→06/10					
1.5 dCi	50	06/05→06/10					
1.5 dCi	60	09/03→06/10					
1.5 dCi	63	06/05→06/10					
160 SR	81	05/05→06/10					
1.2 LPG	59	10/02→06/10	➔			03.0137-0454.2 650454	AP Ø 203 x 38 + HEB
 <b>Seilzug, Feststellbremse</b>							
1.0 16V	48	01/03→06/10	←	 ; Trommelbremse		24.3727-1722.2 581722	L= 200
1.2 16V	48	01/03→06/10					
1.2 16V	59	01/03→06/10	➔	 ; Trommelbremse		24.3727-1718.2 581718	L= 1.540
1.2 LPG	59	10/02→06/10	➔				
1.4 16V	65	01/03→06/10	➔	 ; Trommelbremse		24.3727-1719.2 581719	L= 1.604
1.5 dCi	48	01/03→06/10					
1.5 dCi	50	06/05→06/10					
1.5 dCi	60	09/03→06/10					
1.5 dCi	63	06/05→06/10					
160 SR	81	05/05→06/10					
<b>NISSAN - MICRA IV (K13) 05/10→</b>							
 <b>Radbremszylinder</b>							
1.2	56	05/10→	➔	→ 09/15		24.3219-1768.3 020561	Ø 19,05 ALU
1.2	58	05/10→					
1.2	59	05/10→	➔			24.3219-1768.3 020561	Ø 19,05 ALU
1.2 DIG-S	72	04/11→					
<b>Zubehörsatz, Bremsbacken</b>							
1.2	56	05/10→	➔	→ 09/15		03.0137-9274.2 669274	
1.2	58	05/10→					
1.2	59	05/10→	➔			03.0137-9274.2 669274	
1.2 DIG-S	72	04/11→					
 <b>Bremsbackensatz</b>							
1.2	56	05/10→	➔	→ 09/15		03.0137-0510.2 650510	BOS Ø 203 x 39 + HEB
1.2	58	05/10→				03.0137-0536.2 650536	Ø 203 x 39 + HEB
						03.0520-8119.3 698119	BOS Ø 203 x 39 Ø 19,05 + RZ / + Zub TopKit
1.2	59	05/10→	➔			03.0137-0510.2 650510	BOS Ø 203 x 39 + HEB
1.2 DIG-S	72	04/11→				03.0137-0536.2 650536	Ø 203 x 39 + HEB
						03.0520-8119.3 698119	BOS Ø 203 x 39 Ø 19,05 + RZ / + Zub TopKit
<b>NISSAN - MICRA C+C III (K12) 08/05→</b>							
 <b>Radbremszylinder</b>							
1.4 16V	65	08/05→	➔	→ 12/10		24.3219-1755.3 020508	Ø 19,05 ALU
1.6 160 SR	81	08/05→					
<b>Zubehörsatz, Bremsbacken</b>							
1.4 16V	65	08/05→	➔	→ 12/10		03.0137-9280.2 669280	
1.6 160 SR	81	08/05→					
 <b>Bremstrommel</b>							
1.4 16V	65	08/05→	➔	→ 12/10		24.0220-3030.1 480180	Ø 203,0 x 50,5 / 204,5 - RLG / - ABS Ring
1.6 160 SR	81	08/05→					
 <b>Bremsbackensatz</b>							
1.4 16V	65	08/05→	➔	→ 12/10		03.0137-0454.2 650454	AP Ø 203 x 38 + HEB
1.6 160 SR	81	08/05→					









	kw					!#		
<b>NISSAN - MICRA C+C III (K12) 08/05→</b>								
 <b>Bremsbackensatz</b>								
1.4 16V	65	08/05→	➔	→ 12/10			03.0520-6419.3 696419	AP Ø 203 x 38 Ø 19,05 + RZ / + Zub TopKit
1.6 160 SR	81	08/05→						
 <b>Seilzug, Feststellbremse</b>								
1.4 16V	65	08/05→	←	☐; → 12/10; Trommelbremse			24.3727-1722.2 581722	L= 200
1.6 160 SR	81	08/05→	➔	☐; → 12/10; Trommelbremse			24.3727-1718.2 581718	L= 1.540
			➔	☐; → 12/10; Trommelbremse			24.3727-1719.2 581719	L= 1.604
<b>NISSAN - MURANO I (Z50) 08/03→09/08</b>								
 <b>Bremsbackensatz, Feststellbremse</b>								
3.5 4x4	170	01/06→09/08		→ 06/08			03.0137-3041.2 653041	Ø 190 x 33 - HEB
3.5 4x4	172	08/03→09/08						
<b>NISSAN - MURANO II (Z51) 10/07→09/14</b>								
 <b>Bremsbackensatz, Feststellbremse</b>								
2.5 dCi 4x4	140	01/10→09/14	➔				03.0137-3041.2 653041	Ø 190 x 33 - HEB
3.5 4x4	183	12/10→09/14						
3.5 4x4	188	10/08→09/14						
3.5 4x4	191	12/09→09/14	➔	01/11→			03.0137-3041.2 653041	Ø 190 x 33 - HEB
<b>NISSAN - MURANO III (Z52_) 10/14→</b>								
 <b>Bremsbackensatz, Feststellbremse</b>								
3.5 V6	183	01/16→		06/16→			03.0137-3041.2 653041	Ø 190 x 33 - HEB
3.5 V6 ALL MODE 4x4-i (Z52R)	183	01/16→					03.0137-3041.2 653041	Ø 190 x 33 - HEB
<b>NISSAN - NAVARA (D22_) 01/97→</b>								
 <b>Radbremszylinder</b>								
2.5 D 4x4	98	11/01→	➔	→ 04/05			24.3222-1743.3 020575	Ø 22,2 GG
3.2 D 4x4	76	01/98→10/01	➔	10/98→			24.3222-1743.3 020575	Ø 22,2 GG
							24.3222-1747.3 020576	Ø 22,2 ALU
3.3 4x4	125	11/01→04/07	➔				24.3222-1743.3 020575	Ø 22,2 GG
							24.3222-1747.3 020576	Ø 22,2 ALU
<b>Zubehörsatz, Bremsbacken</b>								
2.5 D 4x4	98	11/01→	➔	→ 04/05			03.0137-9290.2 669290	
3.2 D 4x4	76	01/98→10/01	➔	10/98→			03.0137-9290.2 669290	
3.3 4x4	125	11/01→04/07	➔				03.0137-9290.2 669290	
 <b>Bremsbackensatz</b>								
2.5 D 4x4	98	11/01→	➔	→ 04/05			03.0137-0319.2 650319	Ø 295 x 52
3.2 D 4x4	76	01/98→10/01	➔	10/98→			03.0137-0319.2 650319	Ø 295 x 52
3.3 4x4	125	11/01→04/07	➔				03.0137-0319.2 650319	Ø 295 x 52
<b>NISSAN - NAVARA Pick-up (D23) 07/14→</b>								
 <b>Bremsbackensatz</b>								
2.3 dCi (D231)	120	01/15→	➔	10/15→			03.0137-0519.2 650519	Ø 294 x 56 - HEB
2.3 dCi 4x4	116	01/15→						
2.3 dCi 4x4 (D231)	120	01/15→						
2.3 dCi 4x4 (D231)	140	10/15→	➔				03.0137-0519.2 650519	Ø 294 x 56 - HEB
<b>NISSAN - NAVARA Pritsche/Fahrgestell (D22) 03/97→</b>								
 <b>Radbremszylinder</b>								
2.5 Di 4WD	98	02/02→	➔	→ 04/05			24.3222-1743.3 020575	Ø 22,2 GG
<b>Zubehörsatz, Bremsbacken</b>								
2.5 Di	98	02/02→	➔	→ 04/05			03.0137-9273.2 669273	
2.5 Di 4WD	98	02/02→	➔	→ 04/05			03.0137-9290.2 669290	
 <b>Bremsbackensatz</b>								
2.5 Di	98	02/02→	➔	→ 04/05			03.0137-0310.2 650310	Ø 260 x 52
2.5 Di 4WD	98	02/02→	➔	→ 04/05			03.0137-0319.2 650319	Ø 295 x 52














	kW				!#		
<b>NISSAN - NAVARA Pritsche/Fahrgestell (D23) 01/15→</b>							
 <b>Bremsbackensatz</b>							
2.3 dCi 4x4	120	01/15→	➔	10/15→		03.0137-0519.2 650519	Ø 294 x 56 - HEB
<b>NISSAN - NOTE (E11, NE11) 01/05→06/12</b>							
 <b>Radbremsszylinder</b>							
1.4	65	03/06→06/12	➔			24.3219-1755.3 020508	Ø 19,05 ALU
1.5 dCi	50	03/06→06/12					
1.5 dCi	63	03/06→06/12					
1.5 dCi	66	09/10→06/12					
1.5 dCi	76	07/08→06/12					
1.6	81	03/06→06/12					
<b>Zubehörsatz, Bremsbacken</b>							
1.4	65	03/06→06/12	➔			03.0137-9280.2 669280	
1.5 dCi	50	03/06→06/12					
1.5 dCi	63	03/06→06/12					
1.5 dCi	66	09/10→06/12					
1.5 dCi	76	07/08→06/12					
1.6	81	03/06→06/12					
 <b>Bremstrommel</b>							
1.4	65	03/06→06/12	➔			24.0220-3030.1 480180	Ø 203,0 x 50,5 / 204,5 - RLG / - ABS Ring
1.5 dCi	50	03/06→06/12					
1.5 dCi	63	03/06→06/12					
1.5 dCi	66	09/10→06/12					
1.5 dCi	76	07/08→06/12					
1.6	81	03/06→06/12					
 <b>Bremsbackensatz</b>							
1.4	65	03/06→06/12	➔			03.0137-0454.2 650454	AP Ø 203 x 38 + HEB
1.5 dCi	50	03/06→06/12				03.0520-6419.3 696419	AP Ø 203 x 38 Ø 19,05 + RZ / + Zub TopKit
1.5 dCi	63	03/06→06/12					
1.5 dCi	66	09/10→06/12					
1.5 dCi	76	07/08→06/12					
1.6	81	03/06→06/12					
 <b>Seilzug, Feststellbremse</b>							
1.4	65	03/06→06/12	←	☒; Trommelbremse		24.3727-1722.2 581722	L= 200
1.5 dCi	50	03/06→06/12	➔	☐; Trommelbremse		24.3727-1744.2 581744	L= 1.706
1.5 dCi	63	03/06→06/12	➔	☒; Trommelbremse		24.3727-1745.2 581745	L= 1.770
1.5 dCi	66	09/10→06/12	➔				
1.5 dCi	76	07/08→06/12					
1.6	81	03/06→06/12					
<b>NISSAN - NOTE (E12) 09/12→</b>							
 <b>Radbremsszylinder</b>							
1.2	58	06/13→	➔			24.3219-1768.3 020561	Ø 19,05 ALU
1.2	59	06/13→					
1.2 DIG-S	72	06/13→					
1.2 LPG	56	03/15→					
1.5 dCi	66	06/13→					
<b>Zubehörsatz, Bremsbacken</b>							
1.2	58	06/13→	➔			03.0137-9274.2 669274	
1.2	59	06/13→					
1.2 DIG-S	72	06/13→					
1.2 LPG	56	03/15→					
1.5 dCi	66	06/13→					
 <b>Bremsbackensatz</b>							
1.2	58	06/13→	➔			03.0137-0536.2 650536	Ø 203 x 39 + HEB
1.2	59	06/13→				03.0520-8119.3 698119	BOS Ø 203 x 39 Ø 19,05 + RZ / + Zub TopKit
1.2 DIG-S	72	06/13→					
1.2 LPG	56	03/15→					
1.5 dCi	66	06/13→					
<b>NISSAN - NP300 NAVARA (D40) 10/04→</b>							
 <b>Radbremsszylinder</b>							
2.5 dCi	106	07/05→	➔			24.3222-1702.3 020525	Ø 22,2 ALU
2.5 dCi	120	10/06→					
2.5 dCi	128	12/05→					
2.5 dCi 4WD	106	10/08→					
2.5 dCi 4WD	126	10/06→					
2.5 dCi 4WD	128	07/05→					
2.5 dCi 4WD (D40TT, D40T, D40M, D40BB)	140	12/09→					
3.0 dCi 4WD	170	02/10→					
↓							













	kw				!#		
<b>NISSAN - NP300 NAVARA (D40) 10/04→</b>							
 <b>Bremsbackensatz</b>							
2.5 dCi	106	07/05→	➔			03.0137-0519.2 650519	Ø 294 x 56 - HEB
2.5 dCi	120	10/06→					
2.5 dCi	128	12/05→					
2.5 dCi 4WD	106	10/08→					
2.5 dCi 4WD	126	10/06→					
2.5 dCi 4WD	128	07/05→					
2.5 dCi 4WD (D40TT, D40T, D40M, D40BB)	140	12/09→					
3.0 dCi 4WD	170	02/10→					
<b>NISSAN - NP300 NAVARA Pritsche/Fahrgestell (D40) 08/08→</b>							
 <b>Radbremsszylinder</b>							
2.5 dCi	140	03/10→	➔			24.3222-1702.3 020525	Ø 22,2 ALU
2.5 dCi 4WD	126	08/08→					
3.0 dCi	170	03/10→					
2.5 dCi 4WD	106	08/08→	➔	10/08→		24.3222-1702.3 020525	Ø 22,2 ALU
 <b>Bremsbackensatz</b>							
2.5 dCi	140	03/10→	➔			03.0137-0519.2 650519	Ø 294 x 56 - HEB
2.5 dCi 4WD	126	08/08→					
3.0 dCi	170	03/10→					
2.5 dCi 4WD	106	08/08→	➔	10/08→		03.0137-0519.2 650519	Ø 294 x 56 - HEB
<b>NISSAN - NP300 PICKUP (D22) 04/08→</b>							
 <b>Radbremsszylinder</b>							
2.5 dCi	98	04/08→	➔			24.3222-1702.3 020525	Ø 22,2 ALU
2.5 dCi 4x4	98	04/08→					
 <b>Bremsbackensatz</b>							
2.5 dCi	98	04/08→	➔			03.0137-0519.2 650519	Ø 294 x 56 - HEB
2.5 dCi 4x4	98	04/08→					
<b>NISSAN - NV200 Kasten/Kombi 02/10→</b>							
 <b>Radbremsszylinder</b>							
1.5 dci (M20, M20M)	63	02/10→	➔			24.3222-1735.3 020554	Ø 22,2 GG
1.5 dci (M20, M20M)	66	04/11→					
1.5 dci (M20, M20M)	81	04/11→					
1.6 16V (M20, M20M)	81	02/10→					
 <b>Bremsbackensatz</b>							
1.5 dci (M20, M20M)	63	02/10→	➔			03.0137-0513.2 650513	Ø 229 x 37
1.5 dci (M20, M20M)	66	04/11→					
1.5 dci (M20, M20M)	81	04/11→					
1.6 16V (M20, M20M)	81	02/10→					
 <b>Bremsbackensatz, Feststellbremse</b>							
e-NV (ME0)	80	05/14→	➔			03.0137-3012.2 653012	Ø 172 x 32 - HEB
<b>NISSAN - PATHFINDER II (R50) 09/95→07/05</b>							
 <b>Radbremsszylinder</b>							
2.7 TD 4WD	96	09/97→12/04	➔	03/98→ 10/00		24.3222-1747.3 020576	Ø 22,2 ALU
3.2 TD 4WD	110	09/97→12/04					
3.3 V6 4WD	110	03/98→10/00	➔			24.3222-1747.3 020576	Ø 22,2 ALU
3.3 V6 4WD	125	09/97→12/04					
3.5 V6 4WD	162	11/00→12/04	➔	06/01→		24.3222-1743.3 020575	Ø 22,2 GG
			➔	→ 05/01		24.3222-1747.3 020576	Ø 22,2 ALU
<b>Zubehörsatz, Bremsbacken</b>							
2.7 TD 4WD	96	09/97→12/04	➔	03/98→ 10/00		03.0137-9290.2 669290	
3.2 TD 4WD	110	09/97→12/04					
3.3 V6 4WD	110	03/98→10/00	➔			03.0137-9290.2 669290	
3.3 V6 4WD	125	09/97→12/04					
3.5 V6 4WD	162	11/00→12/04					
 <b>Bremsbackensatz</b>							
2.7 TD 4WD	96	09/97→12/04	➔	03/98→ 10/00		03.0137-0319.2 650319	Ø 295 x 52
3.2 TD 4WD	110	09/97→12/04					
3.3 V6 4WD	110	03/98→10/00	➔			03.0137-0319.2 650319	Ø 295 x 52
3.3 V6 4WD	125	09/97→12/04					
3.5 V6 4WD	162	11/00→12/04					














	kw					!#		
<b>NISSAN - PATHFINDER III (R51) 01/05→</b>								
 <b>Bremsbackensatz, Feststellbremse</b>								
2.5 dCi	128	01/05→	→				03.0137-3042.2 653042	Ø 190 x 33 - HEB
2.5 dCi 4WD	120	01/05→						
2.5 dCi 4WD	126	10/06→						
2.5 dCi 4WD	128	03/05→						
2.5 dCi 4WD	140	08/10→						
3.0 dCi	170	08/10→						
4.0 4WD	198	09/05→						
<b>NISSAN - PATROL GR IV (Y60, GR) 08/87→02/98</b>								
 <b>Bremsbackensatz</b>								
2.8 TD (Y60A)	85	09/88→06/97	→	→ 09/91			03.0137-0297.2 650297	Ø 270 x 52
<b>NISSAN - PICK UP (D21) 09/85→12/08</b>								
<b>Zubehörsatz, Bremsbacken</b>								
2.4 i 12V 4WD	93	04/92→02/98	→				03.0137-9290.2 669290	
 <b>Bremsbackensatz</b>								
2.4 i 12V 4WD	93	04/92→02/98	→				03.0137-0319.2 650319	Ø 295 x 52
<b>NISSAN - PICK UP (D22) 01/97→</b>								
 <b>Radbremszylinder</b>								
2.4 4WD	110	11/01→04/05	→				24.3222-1743.3 020575	Ø 22,2 GG
3.2 D 4WD	76	12/98→04/05					24.3222-1747.3 020576	Ø 22,2 ALU
2.4 i 4WD	88	02/98→04/05	→	→ 10/01			24.3222-1747.3 020576	Ø 22,2 ALU
2.5 TD 4WD	76	05/98→04/05						
2.4 i 4WD	98	03/02→04/05	→				24.3222-1743.3 020575	Ø 22,2 GG
2.5 dCi 4WD	98	03/02→						
2.5 D 4WD	61	02/98→04/05	→	05/98→ 10/01			24.3222-1747.3 020576	Ø 22,2 ALU
2.5 D 4WD	96	01/97→04/05	→	11/01→			24.3222-1743.3 020575	Ø 22,2 GG
<b>Zubehörsatz, Bremsbacken</b>								
2.4	110	01/03→04/05	→				03.0137-9273.2 669273	
2.4 4WD	110	11/01→04/05	→	11/04→			03.0137-9290.2 669290	
2.4 i	88	02/98→04/05	→	→ 10/01			03.0137-9273.2 669273	
2.5 D	61	02/98→04/05						
2.4 i 4WD	88	02/98→04/05	→	→ 10/01			03.0137-9290.2 669290	
2.5 TD 4WD	76	05/98→04/05						
2.4 i 4WD	98	03/02→04/05	→				03.0137-9290.2 669290	
2.5 dCi 4WD	98	03/02→						
3.2 D 4WD	76	12/98→04/05						
2.5 D 4WD	61	02/98→04/05	→	05/98→ 10/01			03.0137-9290.2 669290	
2.5 D 4WD	96	01/97→04/05	→	11/01→			03.0137-9290.2 669290	
2.5 Di	98	03/02→12/10	→	→ 04/05			03.0137-9273.2 669273	
 <b>Bremsbackensatz</b>								
2.4	110	01/03→04/05	→				03.0137-0310.2 650310	Ø 260 x 52
2.4 4WD	110	11/01→04/05	→	11/04→			03.0137-0319.2 650319	Ø 295 x 52
2.4 i	88	02/98→04/05	→	→ 10/01			03.0137-0310.2 650310	Ø 260 x 52
2.5 D	61	02/98→04/05						
2.4 i 4WD	88	02/98→04/05	→	→ 10/01			03.0137-0319.2 650319	Ø 295 x 52
2.5 TD 4WD	76	05/98→04/05						
2.4 i 4WD	98	03/02→04/05	→				03.0137-0319.2 650319	Ø 295 x 52
2.5 dCi 4WD	98	03/02→						
3.2 D 4WD	76	12/98→04/05						
2.5 D 4WD	61	02/98→04/05	→	05/98→ 10/01			03.0137-0319.2 650319	Ø 295 x 52
2.5 D 4WD	96	01/97→04/05	→	11/01→			03.0137-0319.2 650319	Ø 295 x 52
2.5 Di	98	03/02→12/10	→	→ 04/05			03.0137-0310.2 650310	Ø 260 x 52
<b>NISSAN - PIXO (UA0) 03/09→</b>								
 <b>Radbremszylinder</b>								
1.0	50	06/09→	→	→ 04/13			24.3219-1765.3 020547	Ø 19,05 ALU
 <b>Bremsbackensatz</b>								
1.0	50	06/09→	→	→ 04/13			03.0137-0503.2 650503	Ø 180 x 26 - HEB









	kw			!#			
<b>NISSAN - PRIMASTAR Bus (X83) 03/01→</b>							
 <b>Seilzug, Feststellbremse</b>							
2.0	86	04/06→	←	↑ / ▣; für Linkslenker; kurzer Radstand; Scheibenbremse	24.3727-0796.2	580796	Satz L= 1.245 L2= 498
			←	↑ / ▣; für Linkslenker; langer Radstand; Scheibenbremse	24.3727-0797.2	580797	Satz L= 1.643 L2= 498
			→	▣; für Linkslenker; Scheibenbremse	24.3727-1068.2	581068	L= 1.503
			→	▣; für Linkslenker; Scheibenbremse	24.3727-1071.2	581071	L= 1.603
2.0 dCi 115 dCi 120 dCi 150 dCi 90	88 84 84 107 66	03/01→ 09/08→ 09/06→ 09/06→ 09/06→	←	↑ / ▣; kurzer Radstand; Scheibenbremse	24.3727-0796.2	580796	Satz L= 1.245 L2= 498
			←	↑ / ▣; langer Radstand; Scheibenbremse	24.3727-0797.2	580797	Satz L= 1.643 L2= 498
			→	▣; Scheibenbremse	24.3727-1068.2	581068	L= 1.503
			→	▣; Scheibenbremse	24.3727-1071.2	581071	L= 1.603
dCi 100 dCi 140 dCi 80	74 99 60	03/01→ 07/03→ 03/01→	←	↑ / ▣; → 08/06; kurzer Radstand; Scheibenbremse	24.3727-0796.2	580796	Satz L= 1.245 L2= 498
			←	↑ / ▣; → 08/06; langer Radstand; Scheibenbremse	24.3727-0797.2	580797	Satz L= 1.643 L2= 498
			→	▣; → 08/06; Scheibenbremse	24.3727-1068.2	581068	L= 1.503
			→	▣; → 08/06; Scheibenbremse	24.3727-1071.2	581071	L= 1.603
<b>NISSAN - PRIMASTAR Kasten (X83) 09/02→</b>							
 <b>Seilzug, Feststellbremse</b>							
1.9 dCi 100	74	09/02→	←	↑ / ▣; → 08/06; Kasten/Kombi; kurzer Radstand; Scheibenbremse	24.3727-0796.2	580796	Satz L= 1.245 L2= 498
			←	↑ / ▣; → 08/06; Kasten/Kombi; langer Radstand	24.3727-0797.2	580797	Satz L= 1.643 L2= 498
			→	▣; → 08/06; Kasten/Kombi; Scheibenbremse	24.3727-1068.2	581068	L= 1.503
			→	▣; → 08/06; Pritsche/Fahrgestell	24.3727-1068.2	581068	L= 1.503
			→	▣; → 08/06; Kasten/Kombi; Scheibenbremse	24.3727-1071.2	581071	L= 1.603
			→	▣; → 08/06; Pritsche/Fahrgestell	24.3727-1071.2	581071	L= 1.603
1.9 dCi 80 2.5 dCi 140	60 99	09/02→ 07/03→	←	↑ / ▣; → 08/06; kurzer Radstand; Scheibenbremse	24.3727-0796.2	580796	Satz L= 1.245 L2= 498
			←	↑ / ▣; → 08/06; langer Radstand	24.3727-0797.2	580797	Satz L= 1.643 L2= 498
			→	▣; → 08/06; Scheibenbremse	24.3727-1068.2	581068	L= 1.503
			→	▣; → 08/06; Scheibenbremse	24.3727-1071.2	581071	L= 1.603
2.0 2.0 dCi 115 2.0 dCi 90 2.5 dCi 115 2.5 dCi 150	88 84 66 84 107	02/03→ 09/06→ 09/06→ 09/08→ 09/06→	←	↑ / ▣; kurzer Radstand; Scheibenbremse	24.3727-0796.2	580796	Satz L= 1.245 L2= 498
			←	↑ / ▣; langer Radstand	24.3727-0797.2	580797	Satz L= 1.643 L2= 498
			→	▣; Scheibenbremse	24.3727-1068.2	581068	L= 1.503
			→	▣; Scheibenbremse	24.3727-1071.2	581071	L= 1.603
			→	▣; Scheibenbremse	24.3727-1071.2	581071	L= 1.603
<b>NISSAN - PRIMASTAR Pritsche/Fahrgestell (X83) 07/02→08/06</b>							
 <b>Seilzug, Feststellbremse</b>							
1.9 dCi 100	74	07/02→08/06	←	↑ / ▣; Kasten/Kombi; kurzer Radstand; Scheibenbremse	24.3727-0796.2	580796	Satz L= 1.245 L2= 498
			←	↑ / ▣; Kasten/Kombi; langer Radstand	24.3727-0797.2	580797	Satz L= 1.643 L2= 498
			→	▣; Kasten/Kombi; Scheibenbremse	24.3727-1068.2	581068	L= 1.503
			→	▣; Pritsche/Fahrgestell	24.3727-1068.2	581068	L= 1.503
			→	▣; Kasten/Kombi; Scheibenbremse	24.3727-1071.2	581071	L= 1.603
			→	▣; Pritsche/Fahrgestell	24.3727-1071.2	581071	L= 1.603
1.9 dCi 80 2.5 dCi 140	60 99	07/02→08/06 07/02→08/06	←	↑ / ▣; kurzer Radstand; Scheibenbremse	24.3727-0796.2	580796	Satz L= 1.245 L2= 498
			←	↑ / ▣; langer Radstand	24.3727-0797.2	580797	Satz L= 1.643 L2= 498
			→	▣; Scheibenbremse	24.3727-1068.2	581068	L= 1.503
			→	▣; Scheibenbremse	24.3727-1071.2	581071	L= 1.603
2.0	88	07/02→08/06	→	▣; für Linkslenker; Scheibenbremse	24.3727-0797.2	580797	Satz L= 1.643 L2= 498
			←	↑; für Linkslenker; Scheibenbremse	24.3727-0796.2	580796	Satz L= 1.245 L2= 498
			→	▣; für Linkslenker; Scheibenbremse	24.3727-1068.2	581068	L= 1.503
			→	▣; für Linkslenker; Scheibenbremse	24.3727-1071.2	581071	L= 1.603
2.5 dCi 150	107	04/06→	←	↑ / ▣; 09/06→; kurzer Radstand; Scheibenbremse	24.3727-0796.2	580796	Satz L= 1.245 L2= 498














	kw				!#		
<b>NISSAN - PRIMASTAR Pritsche/Fahrgestell (X83) 07/02→08/06</b>							
 <b>Seilzug, Feststellbremse</b>							
2.5 dCi 150	107	04/06→	←	↑ / □; 09/06→; langer Radstand		24.3727-0797.2 580797	Satz L= 1.643 L2= 498
			→	□; 09/06→; Scheibenbremse		24.3727-1068.2 581068	L= 1.503
			→	▣; 09/06→; Scheibenbremse		24.3727-1071.2 581071	L= 1.603
<b>NISSAN - PRIMERA (P10) 06/90→06/96</b>							
<b>Zubehörsatz, Bremsbacken</b>							
1.6	66	06/90→01/96	→	- ABS		03.0137-9181.2 669181	
1.6	71	06/90→01/96					
1.6	75	06/93→01/96					
2.0 D	55	01/91→01/96	→	→ 04/93		03.0137-9181.2 669181	
 <b>Bremsbackensatz</b>							
1.6	66	06/90→01/96	→	- ABS		03.0137-0276.2 650276	Ø 203 x 39
1.6	71	06/90→01/96					
1.6	75	06/93→01/96					
2.0 D	55	01/91→01/96	→	→ 04/93		03.0137-0276.2 650276	Ø 203 x 39
 <b>Seilzug, Feststellbremse</b>							
1.6	66	06/90→01/96	→	▣; 05/93→; + ABS; Scheibenbremse		24.3727-1708.2 581708	L= 1.491
1.6	71	06/90→01/96	→	□; 05/93→; + ABS; Scheibenbremse		24.3727-1709.2 581709	L= 1.516
1.6	75	06/93→01/96	→	▣; + ABS; Scheibenbremse		24.3727-1708.2 581708	L= 1.491
			→	□; + ABS; Scheibenbremse		24.3727-1709.2 581709	L= 1.516
2.0	96	06/90→05/96	→	▣; → 01/96; Scheibenbremse		24.3727-1708.2 581708	L= 1.491
2.0 i	92	01/95→06/96	→	□; → 01/96; Scheibenbremse		24.3727-1709.2 581709	L= 1.516
2.0 16V	85	06/90→01/96	→	▣; Scheibenbremse		24.3727-1708.2 581708	L= 1.491
2.0 GT	110	06/90→01/96	→	□; Scheibenbremse		24.3727-1709.2 581709	L= 1.516
2.0 D	55	01/91→01/96	→	▣; 05/93→; Scheibenbremse		24.3727-1708.2 581708	L= 1.491
			→	□; 05/93→; Scheibenbremse		24.3727-1709.2 581709	L= 1.516
<b>NISSAN - PRIMERA (P11) 06/96→12/01</b>							
 <b>Radbremszylinder</b>							
1.6 16V	66	09/96→12/01	→			24.3220-1718.3 020438	BDX Ø 20,64 GG
1.6 16V	73	09/96→10/00					
1.6 16V	78	06/96→12/01					
2.0 TD	66	09/96→12/01					
<b>Zubehörsatz, Bremsbacken</b>							
1.6 16V	66	09/96→12/01	→			03.0137-9228.2 669228	BDX
1.6 16V	73	09/96→10/00					
1.6 16V	78	06/96→12/01					
2.0 TD	66	09/96→12/01					
 <b>Bremsbackensatz</b>							
1.6 16V	66	09/96→12/01	→			03.0137-0351.2 650351	BDX Ø 229 x 42 + HEB
1.6 16V	73	09/96→10/00				03.0520-7520.3 697520	BDX Ø 230 x 42 Ø 20,64
1.6 16V	78	06/96→12/01					+ RZ / + Zub TopKit
2.0 TD	66	09/96→12/01					
 <b>Seilzug, Feststellbremse</b>							
1.6 16V	66	09/96→12/01	→	□; Trommelbremse		24.3727-1713.2 581713	L= 1.620
1.6 16V	73	09/96→10/00					
1.6 16V	78	06/96→12/01					
2.0 TD	66	09/96→12/01					
1.8 16V	84	08/99→12/01	→	▣; Scheibenbremse		24.3727-1730.2 581730	L= 1.657
2.0 16V	85	09/96→12/01	→	▣; Scheibenbremse		24.3727-1731.2 581731	L= 1.632
2.0 16V	96	09/96→12/01	→	□; Scheibenbremse			
2.0 16V	103	08/99→12/01					
2.0 16V	110	09/96→12/01					
<b>NISSAN - PRIMERA (P12) 01/02→</b>							
 <b>Seilzug, Feststellbremse</b>							
1.6	78	03/02→08/08	←	↑; Scheibenbremse		24.3727-1723.2 581723	L= 236
1.8	85	03/02→10/08					
1.8 LPG	85	03/02→	→	▣; Scheibenbremse		24.3727-1728.2 581728	L= 1.778
1.9 dCi	88	04/03→10/07	→	□; Scheibenbremse		24.3727-1729.2 581729	L= 1.778
2.0	103	03/02→10/08					
1.6	80	01/02→04/06	←	↑; 03/02→; Scheibenbremse		24.3727-1723.2 581723	L= 236
↓							

	kw				!#		
<b>NISSAN - PRIMERA (P12) 01/02→</b>							
 <b>Seilzug, Feststellbremse</b>							
1.6	80	01/02→04/06	➡	☐; 03/02→; Scheibenbremse		24.3727-1728.2 581728	L= 1.778
			➡	☐; 03/02→; Scheibenbremse		24.3727-1729.2 581729	L= 1.778
1.9 dCi	85	08/02→10/07	⬅	☒; 04/03→; Scheibenbremse		24.3727-1723.2 581723	L= 236
			➡	☐; 04/03→; Scheibenbremse		24.3727-1728.2 581728	L= 1.778
			➡	☐; 04/03→; Scheibenbremse		24.3727-1729.2 581729	L= 1.778
2.2 dCi	102	04/03→	⬅	☒; → 10/07; Scheibenbremse		24.3727-1723.2 581723	L= 236
			➡	☐; → 10/07; Scheibenbremse		24.3727-1728.2 581728	L= 1.778
			➡	☐; → 10/07; Scheibenbremse		24.3727-1729.2 581729	L= 1.778
2.2 Di	93	03/02→05/07	⬅	☒; → 04/03; Scheibenbremse		24.3727-1723.2 581723	L= 236
			➡	☐; → 04/03; Scheibenbremse		24.3727-1728.2 581728	L= 1.778
			➡	☐; → 04/03; Scheibenbremse		24.3727-1729.2 581729	L= 1.778
<b>NISSAN - PRIMERA Hatchback (P10) 06/90→06/96</b>							
<b>Zubehörsatz, Bremsbacken</b>							
1.6	66	06/90→01/96	➡	- ABS		03.0137-9181.2 669181	
1.6	75	06/93→01/96					
2.0 D	55	01/91→01/96	➡	→ 04/93		03.0137-9181.2 669181	
 <b>Bremsbackensatz</b>							
1.6	66	06/90→01/96	➡	- ABS		03.0137-0276.2 650276	Ø 203 x 39
1.6	75	06/93→01/96					
2.0 D	55	01/91→01/96	➡	→ 04/93		03.0137-0276.2 650276	Ø 203 x 39
 <b>Seilzug, Feststellbremse</b>							
1.6	66	06/90→01/96	➡	☐; 05/93→; + ABS; Scheibenbremse		24.3727-1708.2 581708	L= 1.491
			➡	☐; 05/93→; + ABS; Scheibenbremse		24.3727-1709.2 581709	L= 1.516
1.6	75	06/93→01/96	➡	☐; + ABS; Scheibenbremse		24.3727-1708.2 581708	L= 1.491
			➡	☐; + ABS; Scheibenbremse		24.3727-1709.2 581709	L= 1.516
2.0	110	06/90→01/96	➡	☐; Scheibenbremse		24.3727-1708.2 581708	L= 1.491
2.0	112	09/90→01/96					
2.0 16V	85	06/90→01/96	➡	☐; Scheibenbremse		24.3727-1709.2 581709	L= 1.516
2.0 D	55	01/91→01/96	➡	☐; 05/93→; Scheibenbremse		24.3727-1708.2 581708	L= 1.491
			➡	☐; 05/93→; Scheibenbremse		24.3727-1709.2 581709	L= 1.516
2.0 i	92	01/95→06/96	➡	☐; → 01/96; Scheibenbremse		24.3727-1708.2 581708	L= 1.491
			➡	☐; → 01/96; Scheibenbremse		24.3727-1709.2 581709	L= 1.516
<b>NISSAN - PRIMERA Hatchback (P11) 06/96→07/02</b>							
 <b>Radbremszylinder</b>							
1.6 16V	66	09/96→07/02	➡	→ 02/02		24.3220-1718.3 020438	BDX Ø 20,64 GG
1.6 16V	73	09/96→07/02					
1.6 16V	78	09/00→07/02					
2.0 TD	66	09/96→07/02					
<b>Zubehörsatz, Bremsbacken</b>							
1.6 16V	66	09/96→07/02	➡	→ 02/02		03.0137-9228.2 669228	BDX
1.6 16V	73	09/96→07/02					
1.6 16V	78	09/00→07/02					
2.0 TD	66	09/96→07/02					
 <b>Bremsbackensatz</b>							
1.6 16V	66	09/96→07/02	➡	→ 02/02		03.0137-0351.2 650351	BDX Ø 229 x 42 + HEB
1.6 16V	73	09/96→07/02				03.0520-7520.3 697520	BDX Ø 230 x 42 Ø 20,64 + RZ / + Zub TopKit
1.6 16V	78	09/00→07/02					
2.0 TD	66	09/96→07/02					
 <b>Seilzug, Feststellbremse</b>							
1.6 16V	66	09/96→07/02	➡	☐; → 02/02; Trommelbremse		24.3727-1713.2 581713	L= 1.620
1.6 16V	73	09/96→07/02					
1.6 16V	78	09/00→07/02					
2.0 TD	66	09/96→07/02					
1.8 16V	84	08/99→07/02	➡	☐; → 02/02; Scheibenbremse		24.3727-1730.2 581730	L= 1.657
1.8 16V LPG	84	08/99→07/02					
2.0 16V	85	09/96→07/02	➡	☐; → 02/02; Scheibenbremse		24.3727-1731.2 581731	L= 1.632
2.0 16V	96	09/96→07/02					
2.0 16V	103	08/99→07/02					
2.0 16V	110	09/96→07/02					
2.0 16V LPG	96	09/96→07/02					














	kw				!#		
<b>NISSAN - PRIMERA Hatchback (P12) 01/02→</b>							
 <b>Seilzug, Feststellbremse</b>							
1.6	78	07/02→08/08	←	☒; Scheibenbremse		24.3727-1723.2 581723	L= 236
1.6	80	07/02→04/06	→	☒; Scheibenbremse		24.3727-1728.2 581728	L= 1.778
1.8	85	07/02→10/08	→	☒; Scheibenbremse		24.3727-1729.2 581729	L= 1.778
1.9 dCi	88	04/03→10/07	→	☒; Scheibenbremse		24.3727-1729.2 581729	L= 1.778
2.0	103	07/02→10/08	→	☒; Scheibenbremse		24.3727-1729.2 581729	L= 1.778
1.9 dCi	85	08/02→10/07	←	☒; 04/03→; Scheibenbremse		24.3727-1723.2 581723	L= 236
			→	☒; 04/03→; Scheibenbremse		24.3727-1728.2 581728	L= 1.778
			→	☒; 04/03→; Scheibenbremse		24.3727-1729.2 581729	L= 1.778
2.2 dCi	102	04/03→	←	☒; → 10/07; Scheibenbremse		24.3727-1723.2 581723	L= 236
			→	☒; → 10/07; Scheibenbremse		24.3727-1728.2 581728	L= 1.778
			→	☒; → 10/07; Scheibenbremse		24.3727-1729.2 581729	L= 1.778
2.2 Di	93	07/02→05/07	←	☒; → 04/03; Scheibenbremse		24.3727-1723.2 581723	L= 236
			→	☒; → 04/03; Scheibenbremse		24.3727-1728.2 581728	L= 1.778
			→	☒; → 04/03; Scheibenbremse		24.3727-1729.2 581729	L= 1.778
<b>NISSAN - PRIMERA Traveller (W10) 07/90→03/98</b>							
 <b>Radbremszylinder</b>							
1.6 i	66	07/90→03/98	→	- ABS		24.3220-1703.3 020391	Ø 20,64 GG
1.6 i	75	02/91→03/98	→	- ABS		24.3220-1703.3 020391	Ø 20,64 GG
<b>Zubehörsatz, Bremsbacken</b>							
1.6 i	66	07/90→03/98	→	- ABS		03.0137-9112.2 669112	
1.6 i	75	02/91→03/98	→	- ABS		03.0137-9112.2 669112	
 <b>Bremsbackensatz</b>							
1.6 i	66	07/90→03/98	→	- ABS		03.0137-0210.2 650210	Ø 229 x 41
1.6 i	75	02/91→03/98	→	- ABS		03.0137-0210.2 650210	Ø 229 x 41
 <b>Seilzug, Feststellbremse</b>							
1.6 i	66	07/90→03/98	←	☒; + ABS; Scheibenbremse		24.3727-1701.2 581701	L= 250
1.6 i	75	02/91→03/98	←	☒; - ABS; Trommelbremse		24.3727-1701.2 581701	L= 250
2.0 i	85	07/90→03/98	←	☒; → 12/95; Scheibenbremse		24.3727-1701.2 581701	L= 250
<b>NISSAN - PRIMERA Traveller (WP11) 06/96→01/02</b>							
 <b>Radbremszylinder</b>							
1.6 16V	81	04/98→01/02	→			24.3220-1718.3 020438	BDX Ø 20,64 GG
<b>Zubehörsatz, Bremsbacken</b>							
1.6 16V	81	04/98→01/02	→			03.0137-9228.2 669228	BDX
 <b>Bremsbackensatz</b>							
1.6 16V	81	04/98→01/02	→			03.0137-0351.2 650351	BDX Ø 229 x 42 + HEB
						03.0520-7520.3 697520	BDX Ø 230 x 42 Ø 20,64 + RZ / + Zub TopKit
 <b>Seilzug, Feststellbremse</b>							
1.6 16V	66	04/98→12/01	→	☒; → 03/01; Scheibenbremse		24.3727-1716.2 581716	L= 1.642
1.6 16V	73	04/98→12/01	→	☒; → 03/01; Scheibenbremse		24.3727-1717.2 581717	L= 1.668
1.8 16V	84	08/99→12/01	→	☒; → 03/01; Scheibenbremse		24.3727-1717.2 581717	L= 1.668
1.8 16V LPG	84	08/99→12/01	→	☒; 04/01→; Scheibenbremse		24.3727-1720.2 581720	L= 1.635
2.0 16V	96	04/98→12/01	→	☒; 04/01→; Scheibenbremse		24.3727-1721.2 581721	L= 1.660
2.0 16V	103	08/99→12/01	→	☒; 04/01→; Scheibenbremse		24.3727-1721.2 581721	L= 1.660
2.0 TD	66	04/98→12/01	→	☒; 04/01→; Scheibenbremse		24.3727-1721.2 581721	L= 1.660
1.6 16V	81	04/98→01/02	→	☒; Trommelbremse		24.3727-1713.2 581713	L= 1.620
			→	☒; → 03/01; Scheibenbremse		24.3727-1716.2 581716	L= 1.642
			→	☒; → 03/01; Scheibenbremse		24.3727-1717.2 581717	L= 1.668
			→	☒; 04/01→; Scheibenbremse		24.3727-1720.2 581720	L= 1.635
			→	☒; 04/01→; Scheibenbremse		24.3727-1721.2 581721	L= 1.660
2.0 16V	85	06/96→12/01	→	☒; 04/98→ 03/01; Scheibenbremse		24.3727-1716.2 581716	L= 1.642
			→	☒; 04/98→ 03/01; Scheibenbremse		24.3727-1717.2 581717	L= 1.668
			→	☒; 04/01→; Scheibenbremse		24.3727-1720.2 581720	L= 1.635
			→	☒; 04/01→; Scheibenbremse		24.3727-1721.2 581721	L= 1.660




























	kw				!#		
<b>NISSAN - PRIMERA Traveller (WP12) 01/02→</b>							
<b>Seilzug, Feststellbremse</b>							
1.6 Visia	80	01/02→04/06	←	☒; 03/02→; Scheibenbremse	24.3727-1723.2	581723	L= 236
			→	☒; 03/02→; Scheibenbremse	24.3727-1728.2	581728	L= 1.778
			→	☒; 03/02→; Scheibenbremse	24.3727-1729.2	581729	L= 1.778
1.8 2.2 Di	85 93	03/02→05/07 03/02→04/03	←	☒; Scheibenbremse	24.3727-1723.2	581723	L= 236
			→	☒; Scheibenbremse	24.3727-1728.2	581728	L= 1.778
			→	☒; Scheibenbremse	24.3727-1729.2	581729	L= 1.778
1.9 dCi	85	08/02→10/07	←	☒; 04/03→; Scheibenbremse	24.3727-1723.2	581723	L= 236
			→	☒; 04/03→; Scheibenbremse	24.3727-1728.2	581728	L= 1.778
			→	☒; 04/03→; Scheibenbremse	24.3727-1729.2	581729	L= 1.778
1.9 dCi 2.2 dCi	88 102	04/03→ 04/03→	←	☒; → 10/07; Scheibenbremse	24.3727-1723.2	581723	L= 236
			→	☒; → 10/07; Scheibenbremse	24.3727-1728.2	581728	L= 1.778
			→	☒; → 10/07; Scheibenbremse	24.3727-1729.2	581729	L= 1.778
2.0	103	03/02→	←	☒; → 10/08; Scheibenbremse	24.3727-1723.2	581723	L= 236
			→	☒; → 10/08; Scheibenbremse	24.3727-1728.2	581728	L= 1.778
			→	☒; → 10/08; Scheibenbremse	24.3727-1729.2	581729	L= 1.778
<b>NISSAN - QASHQAI / QASHQAI +2 I (J10, JJ10) 12/06→12/13</b>							
<b>Bremsbackensatz, Feststellbremse</b>							
1.5 dCi	76	07/08→12/13	→		03.0137-3012.2	653012	Ø 172 x 32 - HEB
1.5 dCi	78	02/07→12/13					
1.6	84	02/07→12/13					
1.6	86	11/10→12/13					
1.6 dCi	96	10/11→12/13					
1.6 dCi Allrad	96	10/11→12/13					
2.0	102	02/07→12/13					
2.0	104	02/07→12/13					
2.0 Allrad	102	02/07→12/13					
2.0 Allrad	104	02/07→12/13					
2.0 dCi	110	02/07→12/13					
2.0 dCi Allrad	110	02/07→12/13					
1.5 dCi	81	01/10→12/13	→	11/10→	03.0137-3012.2	653012	Ø 172 x 32 - HEB
<b>Seilzug, Feststellbremse</b>							
1.5 dCi	76	07/08→12/13	←	☒; 08/08→; Scheibenbremse	24.3727-1732.2	581732	L= 262
1.5 dCi	78	02/07→12/13	←	☒; Scheibenbremse	24.3727-1732.2	581732	L= 262
1.6	84	02/07→12/13	←	☒; Scheibenbremse	24.3727-1732.2	581732	L= 262
2.0	104	02/07→12/13	→	☒; kurzer Radstand; Scheibenbremse	24.3727-1738.2	581738	L= 1.703
2.0 Allrad	104	02/07→12/13	→	☒; kurzer Radstand; Scheibenbremse	24.3727-1739.2	581739	L= 1.705
2.0 dCi	110	02/07→12/13	→	☒; 08/08→; langer Radstand; Scheibenbremse	24.3727-1740.2	581740	L= 1.833
2.0 dCi Allrad	110	02/07→12/13	→	☒; 08/08→; langer Radstand; Scheibenbremse	24.3727-1741.2	581741	L= 1.835
1.5 dCi	81	01/10→12/13	←	☒; 11/10→; Scheibenbremse	24.3727-1732.2	581732	L= 262
			←	☒; 02/10→; Scheibenbremse	24.3727-1732.2	581732	L= 262
			→	☒; 11/10→; kurzer Radstand; Scheibenbremse	24.3727-1738.2	581738	L= 1.703
			→	☒; 11/10→; kurzer Radstand; Scheibenbremse	24.3727-1739.2	581739	L= 1.705
			→	☒; 02/10→; langer Radstand; Scheibenbremse	24.3727-1740.2	581740	L= 1.833
			→	☒; 02/10→; langer Radstand; Scheibenbremse	24.3727-1741.2	581741	L= 1.835
1.6 1.6 dCi 1.6 dCi Allrad	86 96 96	11/10→12/13 10/11→12/13 10/11→12/13	←	☒; Scheibenbremse	24.3727-1732.2	581732	L= 262
			→	☒; kurzer Radstand; Scheibenbremse	24.3727-1738.2	581738	L= 1.703
			→	☒; kurzer Radstand; Scheibenbremse	24.3727-1739.2	581739	L= 1.705
			→	☒; langer Radstand; Scheibenbremse	24.3727-1740.2	581740	L= 1.833
2.0 2.0 Allrad	102 102	02/07→12/13 02/07→12/13	←	☒; Scheibenbremse	24.3727-1732.2	581732	L= 262
			→	☒; langer Radstand; Scheibenbremse	24.3727-1741.2	581741	L= 1.835
2.0	102	02/07→12/13	←	☒; Scheibenbremse	24.3727-1732.2	581732	L= 262
			→	☒; kurzer Radstand; Scheibenbremse	24.3727-1738.2	581738	L= 1.703
			→	☒; kurzer Radstand; Scheibenbremse	24.3727-1739.2	581739	L= 1.705













	kw				!#		
<b>NISSAN - QASHQAI II Geländewagen geschlossen (J11, J11_) 11/13→</b>							
 <b>Bremsbackensatz, Feststellbremse</b>							
1.5 dCi	81	11/13→	➔	→ 01/14		03.0137-3012.2 653012	Ø 172 x 32 - HEB
 <b>Seilzug, Feststellbremse</b>							
1.5 dCi	81	11/13→	⬅	☒; → 01/14; Scheibenbremse	24.3727-1732.2	581732	L= 262
			➔	☐; → 01/14; kurzer Radstand; Scheibenbremse	24.3727-1738.2	581738	L= 1.703
			➔	☒; → 01/14; kurzer Radstand; Scheibenbremse	24.3727-1739.2	581739	L= 1.705
			➔	☐; → 01/14; langer Radstand; Scheibenbremse	24.3727-1740.2	581740	L= 1.833
			➔	☒; → 01/14; langer Radstand; Scheibenbremse	24.3727-1741.2	581741	L= 1.835
<b>NISSAN - SENTRA VII (B17) 08/12→</b>							
 <b>Bremsbackensatz, Feststellbremse</b>							
1.6	86	08/14→				03.0137-3012.2 653012	Ø 172 x 32 - HEB
<b>NISSAN - SERENA (C23) 06/91→09/01</b>							
 <b>Radbremsszylinder</b>							
1.6	71	02/93→09/01	➔			24.3223-1709.3 020444	Ø 23,81 GG
2.0	93	11/92→09/01					
2.3 D	55	01/95→09/01					
2.0 D	49	11/92→09/01	➔	→ 08/94		24.3223-1709.3 020444	Ø 23,81 GG
<b>Zubehörsatz, Bremsbacken</b>							
1.6	71	02/93→09/01	➔	06/96→	03.0137-9169.2	669169	
			➔	→ 09/95	03.0137-9169.2	669169	
			➔	12/94→ 05/96	03.0137-9169.2	669169	
			➔	10/95→ 05/96	03.0137-9169.2	669169	
2.0	93	11/92→09/01	➔	→ 09/95	03.0137-9169.2	669169	
			➔	06/96→	03.0137-9169.2	669169	
			➔	10/95→ 05/96	03.0137-9169.2	669169	
2.0 D	49	11/92→09/01	➔	→ 08/94	03.0137-9169.2	669169	
2.3 D	55	01/95→09/01	➔	→ 05/96	03.0137-9169.2	669169	
			➔	→ 09/95	03.0137-9169.2	669169	
			➔	10/95→ 05/96	03.0137-9169.2	669169	
			➔	06/96→	03.0137-9169.2	669169	
 <b>Bremstrommel</b>							
1.6	71	02/93→09/01	➔			24.0225-4012.1 480153	Ø 254,0 x 67 / 255,5
2.0	93	11/92→09/01					
2.3 D	55	01/95→09/01					
2.0 D	49	11/92→09/01	➔	→ 08/94		24.0225-4012.1 480153	Ø 254,0 x 67 / 255,5
 <b>Bremsbackensatz</b>							
1.6	71	02/93→09/01	➔	→ 09/95	03.0137-0269.2	650269	Ø 254 x 57 + HEB
			➔	06/96→	03.0137-0361.2	650361	Ø 254 x 57 + HEB
			➔	12/94→ 05/96	03.0137-0376.2	650376	Ø 254 x 58 + HEB
2.0	93	11/92→09/01	➔	→ 09/95	03.0137-0269.2	650269	Ø 254 x 57 + HEB
			➔	06/96→	03.0137-0361.2	650361	Ø 254 x 57 + HEB
2.0 D	49	11/92→09/01	➔	→ 08/94	03.0137-0269.2	650269	Ø 254 x 57 + HEB
2.3 D	55	01/95→09/01	➔	→ 09/95	03.0137-0269.2	650269	Ø 254 x 57 + HEB
			➔	06/96→	03.0137-0361.2	650361	Ø 254 x 57 + HEB
			➔	→ 05/96	03.0137-0376.2	650376	Ø 254 x 58 + HEB
 <b>Seilzug, Feststellbremse</b>							
1.6	71	02/93→09/01	➔	☒; 06/94→; Trommelbremse	24.3727-1726.2	581726	L= 1.608
			➔	☐; 06/94→; Trommelbremse	24.3727-1727.2	581727	L= 1.234
2.0 D	49	11/92→09/01	➔	☒; 06/94→ 08/94; Trommelbremse	24.3727-1726.2	581726	L= 1.608
			➔	☐; 06/94→ 08/94; Trommelbremse	24.3727-1727.2	581727	L= 1.234
↓							

























	kw				!#		
<b>NISSAN - SERENA (C23) 06/91→09/01</b>							
 <b>Seilzug, Feststellbremse</b>							
2.3 D	55	01/95→09/01	➔	☐; Trommelbremse		24.3727-1726.2 581726	L= 1.608
			➔	☐; Trommelbremse		24.3727-1727.2 581727	L= 1.234
<b>NISSAN - SUNNY III Kasten (Y10) 11/90→03/00</b>							
<b>Zubehörsatz, Bremsbacken</b>							
1.6 i 16V 1.7 D	66 40	10/92→03/00 11/90→03/00	➔			03.0137-9112.2 669112	
 <b>Bremsbackensatz</b>							
1.6 i 16V 1.7 D	66 40	10/92→03/00 11/90→03/00	➔			03.0137-0210.2 650210	Ø 229 x 41
 <b>Seilzug, Feststellbremse</b>							
1.6 i 16V 1.7 D	66 40	10/92→03/00 11/90→03/00	➔	☐; Trommelbremse		24.3727-1701.2 581701	L= 250
<b>NISSAN - SUNNY III Traveller (Y10) 11/90→03/00</b>							
<b>Zubehörsatz, Bremsbacken</b>							
1.6 1.6 i 1.6 i 16V 4x4 2.0 D	75 66 75 55	07/95→03/00 06/91→03/00 10/92→03/00 06/91→03/00	➔			03.0137-9112.2 669112	
 <b>Bremsbackensatz</b>							
1.6 1.6 i 1.6 i 16V 4x4 2.0 D	75 66 75 55	07/95→03/00 06/91→03/00 10/92→03/00 06/91→03/00	➔			03.0137-0210.2 650210	Ø 229 x 41
 <b>Seilzug, Feststellbremse</b>							
1.6 1.6 i 1.6 i 16V 4x4 2.0 D	75 66 75 55	07/95→03/00 06/91→03/00 10/92→03/00 06/91→03/00	➔	☐; Trommelbremse		24.3727-1701.2 581701	L= 250
<b>NISSAN - TERRANO I (WD21) 07/86→02/96</b>							
<b>Zubehörsatz, Bremsbacken</b>							
2.7 TD 4WD	73	02/89→02/96	➔	→ 10/93		03.0137-9273.2 669273	
 <b>Bremsbackensatz</b>							
2.7 TD 4WD	73	02/89→02/96	➔	→ 10/93		03.0137-0310.2 650310	Ø 260 x 52
<b>NISSAN - TERRANO II (R20) 10/92→09/07</b>							
 <b>Radbremszylinder</b>							
2.4 4WD	85	05/96→01/02	➔	10/99→; + ABS; Türenanzahl: 2	24.3220-1121.3 020343	Ø 20,64 GG	
			➔	10/99→; Türenanzahl: 2; - ABS	24.3222-1124.3 020344	Ø 22,2 GG	
			➔	10/99→; + ABS; Türenanzahl: 4	24.3222-1124.3 020344	Ø 22,2 GG	
			➔	10/99→; Türenanzahl: 4; - ABS	24.3223-1706.3 020479	Ø 23,81 GG	
			➔	→ 09/99; Türenanzahl: 2	24.3223-1709.3 020444	Ø 23,81 GG	
			➔	→ 09/99; Türenanzahl: 4	24.3225-1703.3 020481	Ø 25,4 GG	
2.4 4WD	87	05/96→09/07	➔	10/99→ 01/02; + ABS; Türenanzahl: 2	24.3220-1121.3 020343	Ø 20,64 GG	
			➔	10/99→ 01/02; Türenanzahl: 2; - ABS	24.3222-1124.3 020344	Ø 22,2 GG	
			➔	10/99→ 01/02; + ABS; Türenanzahl: 4	24.3222-1124.3 020344	Ø 22,2 GG	
			➔	10/99→ 01/02; Türenanzahl: 4; - ABS	24.3223-1706.3 020479	Ø 23,81 GG	
			➔	02/02→ 11/05; Türenanzahl: 4	24.3223-1706.3 020479	Ø 23,81 GG	
			➔	→ 09/99; Türenanzahl: 2	24.3223-1709.3 020444	Ø 23,81 GG	
			➔	→ 09/99; Türenanzahl: 4	24.3225-1703.3 020481	Ø 25,4 GG	
2.4 i 12V 4WD	91	02/93→12/97	➔	→ 04/96; Türenanzahl: 2	24.3222-1717.3 020443	Ø 22,2 GG	
			➔	→ 04/96; Türenanzahl: 4	24.3223-1709.3 020444	Ø 23,81 GG	
2.7 TD 4WD	74	02/93→01/02	➔	10/99→; + ABS; Türenanzahl: 2	24.3220-1121.3 020343	Ø 20,64 GG	
			➔	10/99→; + ABS; Türenanzahl: 4	24.3222-1124.3 020344	Ø 22,2 GG	
			➔	10/99→; Türenanzahl: 2; - ABS	24.3222-1124.3 020344	Ø 22,2 GG	
			➔	→ 04/96; Türenanzahl: 2	24.3222-1717.3 020443	Ø 22,2 GG	
			↓				

	kw				!#		
<b>NISSAN - TERRANO II (R20) 10/92→09/07</b>							
 <b>Radbremszylinder</b>							
2.7 TD 4WD	74	02/93→01/02	➡	10/99→; Türenanzahl: 4; - ABS	24.3223-1706.3	020479	Ø 23,81 GG
			➡	→ 04/96; Türenanzahl: 4	24.3223-1709.3	020444	Ø 23,81 GG
			➡	05/96→ 09/99; Türenanzahl: 2	24.3223-1709.3	020444	Ø 23,81 GG
			➡	05/96→ 09/99; Türenanzahl: 4	24.3225-1703.3	020481	Ø 25,4 GG
2.7 TDi 4WD	92	05/96→09/07	➡	10/99→ 01/02; Vollautomatik; Türenanzahl: 2	24.3220-1121.3	020343	Ø 20,64 GG
			➡	10/99→ 01/02; + ABS; Schaltgetriebe; Türenanzahl: 2	24.3220-1121.3	020343	Ø 20,64 GG
			➡	10/99→ 01/02; - ABS; Vollautomatik; Türenanzahl: 4	24.3222-1124.3	020344	Ø 22,2 GG
			➡	10/99→ 01/02; Türenanzahl: 2; - ABS; Schaltgetriebe	24.3222-1124.3	020344	Ø 22,2 GG
			➡	02/02→ 11/05; Türenanzahl: 2	24.3222-1124.3	020344	Ø 22,2 GG
			➡	10/99→ 01/02; + ABS; Schaltgetriebe; Türenanzahl: 4	24.3222-1124.3	020344	Ø 22,2 GG
			➡	02/02→ 11/05; Türenanzahl: 4	24.3223-1706.3	020479	Ø 23,81 GG
			➡	10/99→ 01/02; Türenanzahl: 4; - ABS; Schaltgetriebe	24.3223-1706.3	020479	Ø 23,81 GG
			➡	→ 09/99; Türenanzahl: 2	24.3223-1709.3	020444	Ø 23,81 GG
			➡	→ 09/99; Türenanzahl: 4	24.3225-1703.3	020481	Ø 25,4 GG
3.0 Di 4WD	113	05/02→09/07	➡	→ 04/06; Türenanzahl: 2	24.3222-1124.3	020344	Ø 22,2 GG
			➡	→ 04/06; Türenanzahl: 4	24.3223-1706.3	020479	Ø 23,81 GG
<b>Zubehörsatz, Bremsbacken</b>							
2.4 4WD	85	05/96→01/02	➡	→ 09/99	03.0137-9169.2	669169	
2.7 TD 4WD	74	02/93→01/02	➡	10/99→	03.0137-9268.2	669268	
2.4 4WD	87	05/96→09/07	➡	→ 09/99	03.0137-9169.2	669169	
2.7 TDi 4WD	92	05/96→09/07	➡	10/99→ 11/05	03.0137-9268.2	669268	
2.4 i 12V 4WD	91	02/93→12/97	➡	→ 04/96	03.0137-9169.2	669169	
3.0 Di 4WD	113	05/02→09/07	➡	→ 04/06	03.0137-9268.2	669268	
 <b>Bremstrommel</b>							
2.4 4WD	85	05/96→01/02	➡	→ 09/99	24.0225-4014.1	480155	Ø 254,0 x 65 / 255,5
2.4 4WD	87	05/96→09/07	➡				
2.7 TD 4WD	74	02/93→01/02	➡				
2.7 TDi 4WD	92	05/96→09/07	➡				
2.4 i 12V 4WD	91	02/93→12/97	➡	→ 04/96	24.0225-4014.1	480155	Ø 254,0 x 65 / 255,5
 <b>Bremsbackensatz</b>							
2.4 4WD	85	05/96→01/02	➡	→ 09/99	03.0137-0376.2	650376	Ø 254 x 58 + HEB
2.7 TD 4WD	74	02/93→01/02	➡	10/99→	03.0137-0469.2	650469	Ø 280 x 65 + HEB
2.4 4WD	87	05/96→09/07	➡	→ 09/99	03.0137-0376.2	650376	Ø 254 x 58 + HEB
2.7 TDi 4WD	92	05/96→09/07	➡	10/99→ 11/05	03.0137-0469.2	650469	Ø 280 x 65 + HEB
2.4 i 12V 4WD	91	02/93→12/97	➡	→ 04/96	03.0137-0376.2	650376	Ø 254 x 58 + HEB
3.0 Di 4WD	113	05/02→09/07	➡	→ 04/06	03.0137-0469.2	650469	Ø 280 x 65 + HEB
<b>NISSAN - TERRANO II Van (R20) 06/98→09/07</b>							
 <b>Radbremszylinder</b>							
2.7 TDi 4WD	92	06/98→09/07	➡	10/99→ 01/02; Vollautomatik; Türenanzahl: 2	24.3220-1121.3	020343	Ø 20,64 GG
			➡	10/99→ 01/02; + ABS; Schaltgetriebe; Türenanzahl: 2	24.3220-1121.3	020343	Ø 20,64 GG
			➡	10/99→ 01/02; - ABS; Vollautomatik; Türenanzahl: 4	24.3222-1124.3	020344	Ø 22,2 GG
			➡	10/99→ 01/02; Türenanzahl: 2; - ABS; Schaltgetriebe	24.3222-1124.3	020344	Ø 22,2 GG
			➡	02/02→ 11/05; Türenanzahl: 2	24.3222-1124.3	020344	Ø 22,2 GG
			➡	10/99→ 01/02; + ABS; Schaltgetriebe; Türenanzahl: 4	24.3222-1124.3	020344	Ø 22,2 GG
			➡	02/02→ 11/05; Türenanzahl: 4	24.3223-1706.3	020479	Ø 23,81 GG
			➡	10/99→ 01/02; Türenanzahl: 4; - ABS; Schaltgetriebe	24.3223-1706.3	020479	Ø 23,81 GG
			➡	→ 09/99; Türenanzahl: 2	24.3223-1709.3	020444	Ø 23,81 GG
			➡				













	kw					!#		
<b>NISSAN - TERRANO II Van (R20) 06/98→09/07</b>								
 <b>Radbremszylinder</b>								
2.7 TDi 4WD	92	06/98→09/07	➡	→ 09/99; Türenanzahl: 4			24.3225-1703.3 020481	Ø 25,4 GG
3.0 Di 4WD	113	04/03→09/07	➡	→ 04/06; Türenanzahl: 2			24.3222-1124.3 020344	Ø 22,2 GG
			➡	→ 04/06; Türenanzahl: 4			24.3223-1706.3 020479	Ø 23,81 GG
<b>Zubehörsatz, Bremsbacken</b>								
2.7 TDi 4WD	92	06/98→09/07	➡	→ 09/99			03.0137-9169.2 669169	
			➡	10/99→ 11/05			03.0137-9268.2 669268	
3.0 Di 4WD	113	04/03→09/07	➡	→ 04/06			03.0137-9268.2 669268	
 <b>Bremstrommel</b>								
2.7 TDi 4WD	92	06/98→09/07	➡	→ 09/99			24.0225-4014.1 480155	Ø 254,0 x 65 / 255,5
 <b>Bremsbackensatz</b>								
2.7 TDi 4WD	92	06/98→09/07	➡	→ 09/99			03.0137-0376.2 650376	Ø 254 x 58 + HEB
			➡	10/99→ 11/05			03.0137-0469.2 650469	Ø 280 x 65 + HEB
3.0 Di 4WD	113	04/03→09/07	➡	→ 04/06			03.0137-0469.2 650469	Ø 280 x 65 + HEB
<b>NISSAN - URVAN Bus (E24) 06/86→05/97</b>								
<b>Zubehörsatz, Bremsbacken</b>								
2.5 D	59	05/89→10/96	➡				03.0137-9273.2 669273	
 <b>Bremsbackensatz</b>								
2.5 D	59	05/89→10/96	➡				03.0137-0310.2 650310	Ø 260 x 52
<b>NISSAN - URVAN Kasten (E24) 06/86→05/97</b>								
<b>Zubehörsatz, Bremsbacken</b>								
2.0	64	05/87→05/97	➡				03.0137-9273.2 669273	
2.3 D	51	01/88→05/97	➡	→ 12/88			03.0137-9273.2 669273	
2.5 D	59	12/88→05/97	➡	01/89→			03.0137-9273.2 669273	
 <b>Bremsbackensatz</b>								
2.0	64	05/87→05/97	➡				03.0137-0310.2 650310	Ø 260 x 52
2.3 D	51	01/88→05/97	➡	→ 12/88			03.0137-0310.2 650310	Ø 260 x 52
2.5 D	59	12/88→05/97	➡	01/89→			03.0137-0310.2 650310	Ø 260 x 52
<b>NISSAN - VANETTE CARGO Bus (HC 23) 09/94→05/01</b>								
 <b>Radbremszylinder</b>								
1.6 i	72	01/96→05/01	➡				24.3223-1709.3 020444	Ø 23,81 GG
2.3 D	55	09/94→05/01	➡					
<b>Zubehörsatz, Bremsbacken</b>								
1.6 i	72	01/96→05/01	➡	→ 05/96			03.0137-9169.2 669169	
			➡	06/96→			03.0137-9169.2 669169	
2.3 D	55	09/94→05/01	➡	06/96→			03.0137-9169.2 669169	
			➡	→ 09/95			03.0137-9169.2 669169	
			➡	12/94→ 05/96			03.0137-9169.2 669169	
			➡	10/95→ 05/96			03.0137-9169.2 669169	
 <b>Bremstrommel</b>								
1.6 i	72	01/96→05/01	➡				24.0225-4012.1 480153	Ø 254,0 x 67 / 255,5
2.3 D	55	09/94→05/01	➡					
 <b>Bremsbackensatz</b>								
1.6 i	72	01/96→05/01	➡	06/96→			03.0137-0361.2 650361	Ø 254 x 57 + HEB
			➡	→ 05/96			03.0137-0376.2 650376	Ø 254 x 58 + HEB
2.3 D	55	09/94→05/01	➡	→ 09/95			03.0137-0269.2 650269	Ø 254 x 57 + HEB
			➡	06/96→			03.0137-0361.2 650361	Ø 254 x 57 + HEB
			➡	12/94→ 05/96			03.0137-0376.2 650376	Ø 254 x 58 + HEB
↓								















	kW				!#			
<b>NISSAN - VANETTE CARGO Bus (HC 23) 09/94→05/01</b>								
 <b>Seilzug, Feststellbremse</b>								
1.6 i	72	01/96→05/01	➔	<input type="checkbox"/> ; Trommelbremse		24.3727-1726.2	581726	L= 1.608
2.3 D	55	09/94→05/01	➔	<input type="checkbox"/> ; Trommelbremse		24.3727-1727.2	581727	L= 1.234
<b>NISSAN - VANETTE CARGO Kasten (HC 23) 09/94→05/02</b>								
 <b>Radbremsszylinder</b>								
1.6 i	71	09/94→05/01	➔			24.3223-1709.3	020444	Ø 23,81 GG
2.3 D	55	09/94→05/02	➔	→ 11/01		24.3223-1709.3	020444	Ø 23,81 GG
<b>Zubehörsatz, Bremsbacken</b>								
1.6 i	71	09/94→05/01	➔	06/96→		03.0137-9169.2	669169	
				→ 09/95		03.0137-9169.2	669169	
				12/94→ 05/96		03.0137-9169.2	669169	
				10/95→ 05/96		03.0137-9169.2	669169	
2.3 D	55	09/94→05/02	➔	06/96→ 11/01		03.0137-9169.2	669169	
				→ 09/95		03.0137-9169.2	669169	
				12/94→ 05/96		03.0137-9169.2	669169	
				10/95→ 05/96		03.0137-9169.2	669169	
 <b>Bremstrommel</b>								
1.6 i	71	09/94→05/01	➔			24.0225-4012.1	480153	Ø 254,0 x 67 / 255,5
2.3 D	55	09/94→05/02	➔	→ 11/01		24.0225-4012.1	480153	Ø 254,0 x 67 / 255,5
 <b>Bremsbackensatz</b>								
1.6 i	71	09/94→05/01	➔	→ 09/95		03.0137-0269.2	650269	Ø 254 x 57 + HEB
				06/96→		03.0137-0361.2	650361	Ø 254 x 57 + HEB
				12/94→ 05/96		03.0137-0376.2	650376	Ø 254 x 58 + HEB
2.3 D	55	09/94→05/02	➔	→ 09/95		03.0137-0269.2	650269	Ø 254 x 57 + HEB
				06/96→ 11/01		03.0137-0361.2	650361	Ø 254 x 57 + HEB
				12/94→ 05/96		03.0137-0376.2	650376	Ø 254 x 58 + HEB
 <b>Seilzug, Feststellbremse</b>								
1.6 i	71	09/94→05/01	➔	<input type="checkbox"/> ; Trommelbremse		24.3727-1726.2	581726	L= 1.608
				<input type="checkbox"/> ; Trommelbremse		24.3727-1727.2	581727	L= 1.234
2.3 D	55	09/94→05/02	➔	<input type="checkbox"/> ; → 11/01; Trommelbremse		24.3727-1726.2	581726	L= 1.608
				<input type="checkbox"/> ; → 11/01; Trommelbremse		24.3727-1727.2	581727	L= 1.234
<b>NISSAN - X-TRAIL (T30) 01/01→12/13</b>								
 <b>Bremsbackensatz, Feststellbremse</b>								
2.0	103	07/01→01/13	➔	→ 02/07		03.0137-0460.2	650460	Ø 172 x 22
2.0	110	09/01→01/13						
2.0 4x4	103	07/01→01/13						
2.0 4x4	110	09/01→01/13						
2.0 4x4	206	06/01→01/13						
2.2 dCi	100	12/03→01/13						
2.2 dCi 4x4	100	12/03→01/13						
2.5 4x4	132	11/02→01/13						
2.2 DCi FWD	84	06/01→09/03	➔	07/01→		03.0137-0460.2	650460	Ø 172 x 22
2.2 Di 4x4	84	07/01→10/05	➔	→ 09/03		03.0137-0460.2	650460	Ø 172 x 22
2.5 4x4	121	09/02→01/13	➔	01/03→ 02/07		03.0137-0460.2	650460	Ø 172 x 22
<b>Zubehörsatz, Feststellbremsbacken</b>								
2.0	103	07/01→01/13	➔	→ 02/07		03.0137-9293.2	669293	
2.0	110	09/01→01/13						
2.0 4x4	103	07/01→01/13						
2.0 4x4	110	09/01→01/13						
2.0 4x4	206	06/01→01/13						
2.2 dCi	100	12/03→01/13						
2.2 dCi 4x4	100	12/03→01/13						
2.5 4x4	132	11/02→01/13						
2.2 DCi FWD	84	06/01→09/03	➔	07/01→		03.0137-9293.2	669293	
2.2 Di 4x4	84	07/01→10/05	➔	→ 09/03		03.0137-9293.2	669293	
2.5 4x4	121	09/02→01/13	➔	01/03→ 02/07		03.0137-9293.2	669293	












	kw				!#		
<b>NISSAN - X-TRAIL (T30) 01/01→12/13</b>							
 <b>Seilzug, Feststellbremse</b>							
2.0	103	07/01→01/13	←	☒; → 02/07; Scheibenbremse		24.3727-1723.2 581723	L= 236
2.0	110	09/01→01/13	→				
2.0 4x4	103	07/01→01/13	→	☐; → 02/07; Scheibenbremse		24.3727-1748.2 581748	L= 1.745
2.0 4x4	110	09/01→01/13	→				
2.0 4x4	206	06/01→01/13	→	☐; → 02/07; Scheibenbremse		24.3727-1749.2 581749	L= 1.733
2.2 dCi	100	12/03→01/13					
2.2 dCi 4x4	100	12/03→01/13					
2.5 4x4	132	11/02→01/13					
2.2 DCi FWD	84	06/01→09/03	←	☒; 07/01→; Scheibenbremse		24.3727-1723.2 581723	L= 236
			→	☐; 07/01→; Scheibenbremse		24.3727-1748.2 581748	L= 1.745
			→	☐; 07/01→; Scheibenbremse		24.3727-1749.2 581749	L= 1.733
2.2 Di 4x4	84	07/01→10/05	←	☒; → 09/03; Scheibenbremse		24.3727-1723.2 581723	L= 236
			→	☐; → 09/03; Scheibenbremse		24.3727-1748.2 581748	L= 1.745
			→	☐; → 09/03; Scheibenbremse		24.3727-1749.2 581749	L= 1.733
2.5 4x4	121	09/02→01/13	←	☒; 01/03→ 02/07; Scheibenbremse		24.3727-1723.2 581723	L= 236
			→	☐; 01/03→ 02/07; Scheibenbremse		24.3727-1748.2 581748	L= 1.745
			→	☐; 01/03→ 02/07; Scheibenbremse		24.3727-1749.2 581749	L= 1.733
<b>NISSAN - X-TRAIL (T31) 03/07→07/14</b>							
 <b>Bremsbackensatz, Feststellbremse</b>							
2.0	101	06/07→11/13	→			03.0137-3012.2 653012	Ø 172 x 32 - HEB
2.0	102	06/08→02/14					
2.0	103	06/08→11/13					
2.0	104	06/07→11/13					
2.0 dCi	127	06/07→11/13					
2.0 dCi 4x4	110	06/07→11/13					
2.0 dCi FWD	110	06/07→11/13					
2.0 FWD	103	06/08→11/13					
2.0 FWD	104	03/07→11/13					
2.5	132	09/07→					
2.5 4x4	124	06/07→11/13					
<b>OPEL - ADAM (M13) 10/12→</b>							
 <b>Radbremszylinder</b>							
1.0	66	07/14→	→			24.3219-1755.3 020508	Ø 19,05 ALU
1.0	85	07/14→					
1.4 LPG	64	07/13→					
1.4 S	110	11/14→					
1.2	51	10/12→	→	01/13→		24.3219-1755.3 020508	Ø 19,05 ALU
1.4	64	10/12→					
1.4	74	10/12→					
<b>Zubehörsatz, Bremsbacken</b>							
1.0	66	07/14→	→	F6000001→		03.0137-9309.2 669309	AP
1.0	85	07/14→	→	→ E6999999		03.0137-9309.2 669309	AP
1.4 LPG	64	07/13→	→				
1.4 S	110	11/14→	→	F6000001→		03.0137-9310.2 669310	AP
			→	→ E6999999		03.0137-9310.2 669310	AP
1.2	51	10/12→	→	F6000001→		03.0137-9309.2 669309	AP
1.4	64	10/12→	→	01/13→; → E6999999		03.0137-9309.2 669309	AP
1.4	74	10/12→	→	F6000001→		03.0137-9310.2 669310	AP
			→	01/13→; → E6999999		03.0137-9310.2 669310	AP
 <b>Bremsbackensatz</b>							
1.0	66	07/14→	→	F6000001→		03.0137-0478.2 650478	AP Ø 228 x 42 + HEB
1.0	85	07/14→	→	→ E6999999		03.0137-0478.2 650478	AP Ø 228 x 42 + HEB
1.4 LPG	64	07/13→	→			03.0520-6819.3 696819	AP Ø 228 x 42 Ø 19,05 + RZ / + Zub TopKit
1.4 S	110	11/14→	→				
			→	F6000001→		03.0137-0479.2 650479	AP Ø 203 x 38 + HEB
			→	→ E6999999		03.0137-0479.2 650479	AP Ø 203 x 38 + HEB
1.2	51	10/12→	→	F6000001→		03.0137-0478.2 650478	AP Ø 228 x 42 + HEB
1.4	64	10/12→	→	01/13→; → E6999999		03.0137-0478.2 650478	AP Ø 228 x 42 + HEB
1.4	74	10/12→	→			03.0520-6819.3 696819	AP Ø 228 x 42 Ø 19,05 + RZ / + Zub TopKit
			→	F6000001→		03.0137-0479.2 650479	AP Ø 203 x 38 + HEB
			→	01/13→; → E6999999		03.0137-0479.2 650479	AP Ø 203 x 38 + HEB










	kw				!#		
<b>OPEL - ADAM (M13) 10/12→</b>							
 <b>Seilzug, Feststellbremse</b>							
1.0 1.0 1.4 LPG 1.4 S	66 85 64 110	07/14→ 07/14→ 07/13→ 11/14→	➡	☑; Br.trommeldurchm.außen [mm]: 203; Trommelbremse	1	24.3727-0799.2 580799	L= 1.335 L2= 1.335
			➡	☑; Br.trommeldurchm.außen [mm]: 228; Trommelbremse	1	24.3727-3500.2 583500	L= 1.352 L2= 1.352
1.2 1.4 1.4	51 64 74	10/12→ 10/12→ 10/12→	➡	☑; 01/13→; Br.trommeldurchm.außen [mm]: 203; Trommelbremse	1	24.3727-0799.2 580799	L= 1.335 L2= 1.335
			➡	☑; 01/13→; Br.trommeldurchm.außen [mm]: 228; Trommelbremse	1	24.3727-3500.2 583500	L= 1.352 L2= 1.352
<b>OPEL - AGILA (A) (H00) 09/00→12/07</b>							
 <b>Radbremszylinder</b>							
1.0 (F68) 1.0 12V (F68) 1.2 16V (F68) 1.2 16V Twinport (F68) 1.3 CDTI (F68)	44 43 55 59 51	08/03→12/07 09/00→12/07 09/00→12/07 07/04→12/07 08/03→12/07	➡	→ 07/07		24.3215-1701.3 020493	Ø 15,87 ALU
<b>Zubehörsatz, Bremsbacken</b>							
1.0 (F68) 1.2 16V Twinport (F68) 1.3 CDTI (F68)	44 59 51	08/03→12/07 07/04→12/07 08/03→12/07	➡	→ 07/07		03.0137-9300.2 669300	
1.0 12V (F68) 1.2 16V (F68)	43 55	09/00→12/07 09/00→12/07	➡	→ 2G999999		03.0137-9286.2 669286	
			➡	3G0000001→; → 07/07		03.0137-9300.2 669300	
 <b>Bremstrommel</b>							
1.0 (F68) 1.2 16V Twinport (F68) 1.3 CDTI (F68)	44 59 51	08/03→12/07 07/04→12/07 08/03→12/07	➡	4G000001→; → 07/07		24.0220-0045.1 480189	Ø 200,0 x 38 / 202 - RLG / - ABS Ring
1.0 12V (F68) 1.2 16V (F68)	43 55	09/00→12/07 09/00→12/07	➡	→ 2G999999		24.0218-0039.1 480160	Ø 180,0 x 34,5 / 182 - RLG / - ABS Ring
			➡	4G000001→; → 07/07		24.0220-0045.1 480189	Ø 200,0 x 38 / 202 - RLG / - ABS Ring
 <b>Bremsbackensatz</b>							
1.0 (F68) 1.3 CDTI (F68)	44 51	08/03→12/07 08/03→12/07	➡	→ 07/07		03.0137-0465.2 650465 03.0520-1415.3 691415	Ø 200 x 29 + HEB Ø 200 x 29 Ø 15,87 + RZ / + Zub TopKit
1.0 12V (F68) 1.2 16V (F68)	43 55	09/00→12/07 09/00→12/07	➡	→ 2G999999		03.0137-0399.2 650399 03.0520-1315.3 691315	Ø 180 x 26 + HEB Ø 180 x 26 Ø 15,87 + RZ / + Zub TopKit
			➡	3G0000001→; → 07/07		03.0137-0465.2 650465 03.0520-1415.3 691415	Ø 200 x 29 + HEB Ø 200 x 29 Ø 15,87 + RZ / + Zub TopKit
1.2 16V Twinport (F68)	59	07/04→12/07	➡	→ 07/07		03.0137-0465.2 650465	Ø 200 x 29 + HEB
 <b>Seilzug, Feststellbremse</b>							
1.0 (F68) 1.2 16V Twinport (F68) 1.3 CDTI (F68)	44 59 51	08/03→12/07 07/04→12/07 08/03→12/07	➡	☐; → 07/07; Trommelbremse		24.3727-0777.2 580777	L= 1.536 + Zub
			➡	☐; → 07/07; Trommelbremse		24.3727-0778.2 580778	L= 1.530 + Zub
1.0 12V (F68) 1.2 16V (F68)	43 55	09/00→12/07 09/00→12/07	➡	☐; 1G075422→ 2G999999; Trommelbremse		24.3727-0771.2 580771	L= 1.516 + Zub
			➡	☐; → 1G075421; Trommelbremse		24.3727-0771.2 580771	L= 1.516 + Zub
			➡	☐; 1G075422→ 2G999999; Trommelbremse		24.3727-0772.2 580772	L= 1.498
			➡	☐; → 1G075421; Trommelbremse		24.3727-0774.2 580774	L= 1.507 + Zub
			➡	☐; 3G000001→; → 07/07; Trommelbremse		24.3727-0777.2 580777	L= 1.536 + Zub
			➡	☐; 3G000001→; → 07/07; Trommelbremse		24.3727-0778.2 580778	L= 1.530 + Zub
<b>OPEL - AGILA (B) (H08) 04/08→10/14</b>							
 <b>Radbremszylinder</b>							
1.0 (F68) 1.0 (F68) 1.0 LPG (F68) 1.2 (F68) 1.2 (F68) 1.2 LPG (F68) 1.3 CDTI (F68)	48 50 48 63 69 63 55	04/08→06/11 07/11→07/14 01/10→06/11 04/08→10/12 04/10→10/14 04/08→10/10 04/08→04/10	➡			24.3219-1756.3 020511	BOS Ø 19,05 ALU














	kw				!#		
<b>OPEL - AGILA (B) (H08) 04/08→10/14</b>							
<b>Zubehörsatz, Bremsbacken</b>							
1.0 (F68)	48	04/08→06/11	➔			03.0137-9287.2 669287	BOS
1.0 (F68)	50	07/11→07/14					
1.0 LPG (F68)	48	01/10→06/11					
1.2 (F68)	63	04/08→10/12					
1.2 (F68)	69	04/10→10/14					
1.2 LPG (F68)	63	04/08→10/10					
1.3 CDTI (F68)	55	04/08→04/10					
<b> Bremsbackensatz</b>							
1.0 (F68)	48	04/08→06/11	➔			03.0137-0466.2 650466	BOS Ø 200 x 32 + HEB
1.0 (F68)	50	07/11→07/14					
1.0 LPG (F68)	48	01/10→06/11				03.0520-6919.3 696919	BOS Ø 200 x 32 Ø 19,05 + RZ / + Zub TopKit
1.2 (F68)	63	04/08→10/12					
1.2 (F68)	69	04/10→10/14					
1.2 LPG (F68)	63	04/08→10/10					
1.3 CDTI (F68)	55	04/08→04/10					
<b> Seilzug, Feststellbremse</b>							
1.0 (F68)	48	04/08→06/11	➔	<input type="checkbox"/> ; Trommelbremse		24.3727-0792.2 580792	L= 1.600
1.0 (F68)	50	07/11→07/14					
1.0 LPG (F68)	48	01/10→06/11	➔	<input type="checkbox"/> ; Trommelbremse		24.3727-0793.2 580793	L= 1.600
1.2 (F68)	63	04/08→10/12					
1.2 (F68)	69	04/10→10/14					
1.2 LPG (F68)	63	04/08→10/10					
1.3 CDTI (F68)	55	04/08→04/10					
<b>OPEL - ANTARA (L07) 05/06→</b>							
<b> Bremsbackensatz, Feststellbremse</b>							
2.0 CDTI	93	03/07→12/11	➔			03.0137-3011.2 653011	Ø 188 x 26 - HEB
2.0 CDTI	93	09/08→12/11					
2.0 CDTI	110	08/06→12/11					
2.0 CDTI	125	01/16→					
2.0 CDTI 4x4	110	07/06→12/11					
2.0 CDTI 4x4	125	01/16→					
2.2 CDTi	120	12/10→12/15					
2.2 CDTi 4x4	120	12/10→12/15					
2.2 CDTi 4x4	135	12/10→12/15					
2.4	103	09/08→12/11					
2.4	104	07/06→12/11					
2.4	123	12/10→					
2.4 4x4	103	08/06→12/11					
2.4 4x4	123	12/10→					
2.4 LPG	103	10/08→					
2.4 LPG 4x4	103	08/06→12/10					
3.2 V6	167	07/06→12/11					
3.0	190	11/10→12/15	➔	12/10→		03.0137-3011.2 653011	Ø 188 x 26 - HEB
<b>OPEL - ARENA Bus (A97) 01/97→12/01</b>							
<b> Radbremszylinder</b>							
1.9 D (TF1G/M, THBJ/L)	44	01/97→12/01	➔	03/98→ 09/01; - ABS		24.3223-1106.3 020317	BDX Ø 23,81 GG
			➔	03/98→ 09/01; + ABS		24.3225-1601.3 020359	TRW Ø 25,4 GG
2.5 D (TF1G/M, THBG/M)	55	01/97→12/01	➔	03/98→ 09/01		24.3225-1601.3 020359	TRW Ø 25,4 GG
<b>Zubehörsatz, Bremsbacken</b>							
1.9 D (TF1G/M, THBJ/L)	44	01/97→12/01		03/98→ 03/01; - ABS		03.0137-9211.2 669211	BDX
				03/98→ 09/01; + ABS		03.0137-9216.2 669216	TRW
2.5 D (TF1G/M, THBG/M)	55	01/97→12/01		03/98→ 09/01		03.0137-9216.2 669216	TRW
<b> Bremstrommel</b>							
1.9 D (TF1G/M, THBJ/L)	44	01/97→12/01	➔	03/98→ 09/01; + ABS		24.0225-4015.2 480178	Ø 254,0 x 70 / 254,8 - RLG / - ABS Ring / mit Radbefestigungsbolzen
2.5 D (TF1G/M, THBG/M)	55	01/97→12/01	➔	→ 09/01		24.0225-4015.2 480178	Ø 254,0 x 70 / 254,8 - RLG / - ABS Ring / mit Radbefestigungsbolzen
<b> Bremsbackensatz</b>							
1.9 D (TF1G/M, THBJ/L)	44	01/97→12/01	➔	03/98→ 03/01; - ABS		03.0137-0153.2 650153	BDX Ø 255 x 46
			➔	03/98→ 09/01; + ABS		03.0137-0330.2 650330	TRW Ø 254 x 57 + HEB
						03.0520-0825.3 690825	TRW Ø 254 x 57 Ø 25,4 + RZ / + Zub TopKit
↓							

	kw				!#		
<b>OPEL - ARENA Bus (A97) 01/97→12/01</b>							
 <b>Bremsbackensatz</b>							
2.5 D (TF1G/M, THBG/M)	55	01/97→12/01	➡	03/98→ 09/01		03.0137-0330.2 650330 03.0520-0825.3 690825	TRW Ø 254 x 57 + HEB TRW Ø 254 x 57 Ø 25,4 + RZ / + Zub TopKit
<b>OPEL - ARENA Combi (A97) 03/98→08/01</b>							
 <b>Radbremszylinder</b>							
1.9 D	44	03/98→08/01	➡	- ABS		24.3223-1106.3 020317	BDX Ø 23,81 GG
			➡	+ ABS		24.3225-1601.3 020359	TRW Ø 25,4 GG
2.5 D	55	03/98→08/01	➡			24.3225-1601.3 020359	TRW Ø 25,4 GG
<b>Zubehörsatz, Bremsbacken</b>							
1.9 D	44	03/98→08/01		→ 03/01; - ABS		03.0137-9211.2 669211	BDX
				+ ABS		03.0137-9216.2 669216	TRW
2.5 D	55	03/98→08/01				03.0137-9216.2 669216	TRW
 <b>Bremstrommel</b>							
1.9 D	44	03/98→08/01	➡	+ ABS		24.0225-4015.2 480178	Ø 254,0 x 70 / 254,8 - RLG / - ABS Ring / mit Radbe- festigungsbolzen
2.5 D	55	03/98→08/01	➡			24.0225-4015.2 480178	Ø 254,0 x 70 / 254,8 - RLG / - ABS Ring / mit Radbe- festigungsbolzen
 <b>Bremsbackensatz</b>							
1.9 D	44	03/98→08/01	➡	→ 03/01; - ABS		03.0137-0153.2 650153	BDX Ø 255 x 46
			➡	+ ABS		03.0137-0330.2 650330 03.0520-0825.3 690825	TRW Ø 254 x 57 + HEB TRW Ø 254 x 57 Ø 25,4 + RZ / + Zub TopKit
2.5 D	55	03/98→08/01	➡			03.0137-0330.2 650330 03.0520-0825.3 690825	TRW Ø 254 x 57 + HEB TRW Ø 254 x 57 Ø 25,4 + RZ / + Zub TopKit
<b>OPEL - ARENA Kasten (A97) 01/97→12/01</b>							
 <b>Radbremszylinder</b>							
1.9 D (TF1J/L, THBJ/L)	44	01/97→12/01	➡	03/98→ 09/01; - ABS		24.3223-1106.3 020317	BDX Ø 23,81 GG
			➡	03/98→ 09/01; + ABS		24.3225-1601.3 020359	TRW Ø 25,4 GG
2.5 D (TF1G/M, THBG/M)	55	01/97→12/01	➡	03/98→ 09/01		24.3225-1601.3 020359	TRW Ø 25,4 GG
<b>Zubehörsatz, Bremsbacken</b>							
1.9 D (TF1J/L, THBJ/L)	44	01/97→12/01		03/98→ 03/01; - ABS		03.0137-9211.2 669211	BDX
				03/98→ 09/01; + ABS		03.0137-9216.2 669216	TRW
2.5 D (TF1G/M, THBG/M)	55	01/97→12/01		03/98→ 09/01		03.0137-9216.2 669216	TRW
 <b>Bremstrommel</b>							
1.9 D (TF1J/L, THBJ/L)	44	01/97→12/01	➡	03/98→ 09/01; + ABS		24.0225-4015.2 480178	Ø 254,0 x 70 / 254,8 - RLG / - ABS Ring / mit Radbe- festigungsbolzen
2.5 D (TF1G/M, THBG/M)	55	01/97→12/01	➡	→ 09/01		24.0225-4015.2 480178	Ø 254,0 x 70 / 254,8 - RLG / - ABS Ring / mit Radbe- festigungsbolzen
 <b>Bremsbackensatz</b>							
1.9 D (TF1J/L, THBJ/L)	44	01/97→12/01	➡	03/98→ 03/01; - ABS		03.0137-0153.2 650153	BDX Ø 255 x 46
			➡	03/98→ 09/01; + ABS		03.0137-0330.2 650330 03.0520-0825.3 690825	TRW Ø 254 x 57 + HEB TRW Ø 254 x 57 Ø 25,4 + RZ / + Zub TopKit
2.5 D (TF1G/M, THBG/M)	55	01/97→12/01	➡	03/98→ 09/01		03.0137-0330.2 650330 03.0520-0825.3 690825	TRW Ø 254 x 57 + HEB TRW Ø 254 x 57 Ø 25,4 + RZ / + Zub TopKit
<b>OPEL - ARENA Kasten (TB, TF) 03/98→08/01</b>							
 <b>Radbremszylinder</b>							
1.9 D	44	03/98→08/01	➡	- ABS		24.3223-1106.3 020317	BDX Ø 23,81 GG
↓							













	kw				!#		
<b>OPEL - ARENA Kasten (TB, TF) 03/98→08/01</b>							
 <b>Radbremszylinder</b>							
1.9 D	44	03/98→08/01	➡	+ ABS		24.3225-1601.3 020359	TRW Ø 25,4 GG
2.5 D	55	03/98→08/01	➡			24.3225-1601.3 020359	TRW Ø 25,4 GG
<b>Zubehörsatz, Bremsbacken</b>							
1.9 D	44	03/98→08/01		→ 03/01; - ABS		03.0137-9211.2 669211	BDX
				+ ABS		03.0137-9216.2 669216	TRW
2.5 D	55	03/98→08/01				03.0137-9216.2 669216	TRW
 <b>Bremstrommel</b>							
1.9 D	44	03/98→08/01	➡	+ ABS		24.0225-4015.2 480178	Ø 254,0 x 70 / 254,8 - RLG / - ABS Ring / mit Radbefestigungsbolzen
2.5 D	55	03/98→08/01	➡			24.0225-4015.2 480178	Ø 254,0 x 70 / 254,8 - RLG / - ABS Ring / mit Radbefestigungsbolzen
 <b>Bremsbackensatz</b>							
1.9 D	44	03/98→08/01	➡	→ 03/01; - ABS		03.0137-0153.2 650153	BDX Ø 255 x 46
			➡	+ ABS		03.0137-0330.2 650330	TRW Ø 254 x 57 + HEB
						03.0520-0825.3 690825	TRW Ø 254 x 57 Ø 25,4 + RZ / + Zub TopKit
2.5 D	55	03/98→08/01	➡			03.0137-0330.2 650330	TRW Ø 254 x 57 + HEB
						03.0520-0825.3 690825	TRW Ø 254 x 57 Ø 25,4 + RZ / + Zub TopKit
<b>OPEL - ASTRA CLASSIC Schrägheck (A04) 01/09→</b>							
 <b>Seilzug, Feststellbremse</b>							
1.3 CDTI (L48)	66	01/09→	➡	↓; → 11/10; Scheibenbremse	1	24.3727-0775.2 580775	L= 1.647 L2= 1.665
1.6 (L48)	85	01/09→					
<b>OPEL - ASTRA F (T92) 09/91→09/98</b>							
 <b>Radbremszylinder</b>							
1.4 i (F19, M19)	44	09/91→09/98	➡	10/91→; → R2500000		03.3217-3512.3 020032	Lucas Ø 17,46 GG
			➡	R2500001→		24.3219-1715.3 020122	Ø 19,05 ALU
						24.3219-1767.3 020552	Ø 19,05 GG
1.4 i 16V (F19, M19)	66	02/96→09/98	➡	→ R2500000;		03.3217-3512.3 020032	Lucas Ø 17,46 GG
1.4 Si (F19, M19)	60	03/92→09/98		nicht für Fahrzeuge mit verstärkter Bremse			
			➡	für Fahrzeuge mit verstärkter Bremse		24.3219-1715.3 020122	Ø 19,05 ALU
						24.3219-1767.3 020552	Ø 19,05 GG
			➡	R2500001→;		24.3219-1715.3 020122	Ø 19,05 ALU
				nicht für Fahrzeuge mit verstärkter Bremse		24.3219-1767.3 020552	Ø 19,05 GG
1.6 (F19, M19)	55	09/95→09/98	➡	→ R2500000		03.3217-3512.3 020032	Lucas Ø 17,46 GG
1.6 i (F19, M19)	52	05/93→07/96					
1.6 i (F19, M19)	55	03/92→09/98	➡	R2500001→		24.3219-1715.3 020122	Ø 19,05 ALU
1.6 i 16V (F19, M19)	74	08/94→09/98				24.3219-1767.3 020552	Ø 19,05 GG
1.7 D (F19, M19)	44	07/92→09/98					
1.7 TD (F19, M19)	50	11/94→09/98					
1.7 TDS (F19, M19)	60	03/92→09/98					
1.8 i (F19, M19)	66	03/92→09/98					
2.0 i (F19, M19)	85	03/92→09/98					
1.8 i 16V (F19, M19)	85	11/94→09/98	➡			24.3219-1715.3 020122	Ø 19,05 ALU
1.8 i 16V (F19, M19)	85	09/95→08/97				24.3219-1767.3 020552	Ø 19,05 GG
<b>Zubehörsatz, Bremsbacken</b>							
1.4 i (F19, M19)	44	09/91→09/98	➡	10/91→; → SP999999		03.0137-9166.2 669166	
			➡	T2500001→		03.0137-9167.2 669167	
1.4 i 16V (F19, M19)	66	02/96→09/98	➡	→ SP999999; Schaltgetriebe		03.0137-9166.2 669166	
1.4 Si (F19, M19)	60	03/92→09/98					
1.6 (F19, M19)	55	09/95→09/98	➡	T2500001→; Schaltgetriebe		03.0137-9167.2 669167	
1.6 i (F19, M19)	52	05/93→07/96	➡	Vollautomatik		03.0137-9167.2 669167	
1.6 i (F19, M19)	55	03/92→09/98					
1.7 D (F19, M19)	44	07/92→09/98					
1.6 i 16V (F19, M19)	74	08/94→09/98	➡			03.0137-9167.2 669167	
1.7 TD (F19, M19)	50	11/94→09/98					
1.7 TDS (F19, M19)	60	03/92→09/98					
1.8 i (F19, M19)	66	03/92→09/98					
1.8 i 16V (F19, M19)	85	11/94→09/98					
1.8 i 16V (F19, M19)	85	09/95→08/97					

	kw				!#		
<b>OPEL - ASTRA F (T92) 09/91→09/98</b>							
<b>Zubehörsatz, Bremsbacken</b>							
2.0 i (F19, M19)	85	03/92→09/98	➔			03.0137-9167.2 669167	
<b> Bremstrommel</b>							
1.4 i (F19, M19)	44	09/91→09/98	➔	10/91→		24.0220-0011.2 480016	Ø 200,0 x 37,4 / 201
1.4 i 16V (F19, M19)	66	02/96→09/98	➔	Vollautomatik		24.0220-0001.2 480013	Ø 200,0 x 53,5 / 201,3
1.4 Si (F19, M19)	60	03/92→09/98	➔	Schaltgetriebe; für Fahrzeuge mit verstärkter Bremse		24.0220-0001.2 480013	Ø 200,0 x 53,5 / 201,3
			➔	Schaltgetriebe; nicht für Fahrzeuge mit verstärkter Bremse		24.0220-0011.2 480016	Ø 200,0 x 37,4 / 201
1.6 (F19, M19)	55	09/95→09/98	➔	Vollautomatik		24.0220-0001.2 480013	Ø 200,0 x 53,5 / 201,3
1.6 i (F19, M19)	52	05/93→07/96	➔	Schaltgetriebe		24.0220-0011.2 480016	Ø 200,0 x 37,4 / 201
1.6 i (F19, M19)	55	03/92→09/98	➔				
1.6 i 16V (F19, M19)	74	08/94→09/98	➔			24.0220-0001.2 480013	Ø 200,0 x 53,5 / 201,3
1.7 TD (F19, M19)	50	11/94→09/98	➔				
1.7 TDS (F19, M19)	60	03/92→09/98	➔				
1.8 i (F19, M19)	66	03/92→09/98	➔				
1.8 i 16V (F19, M19)	85	11/94→09/98	➔				
1.8 i 16V (F19, M19)	85	09/95→08/97	➔				
2.0 i (F19, M19)	85	03/92→09/98	➔				
1.7 D (F19, M19)	44	07/92→09/98	➔	für Fahrzeuge mit verstärkter Bremse		24.0220-0001.2 480013	Ø 200,0 x 53,5 / 201,3
			➔	nicht für Fahrzeuge mit verstärkter Bremse		24.0220-0011.2 480016	Ø 200,0 x 37,4 / 201
<b> Bremsbackensatz</b>							
1.4 i (F19, M19)	44	09/91→09/98	➔	10/91→; → SP999999		03.0137-0266.2 650266	Ø 200 x 29 + HEB
			➔	T2500001→		03.0137-0267.2 650267	Ø 200 x 46 + HEB
						03.0420-4019.3 684019	DEL Ø 200 x 46 Ø 19,05 + RZ / + Zub Kit
						03.0520-4019.3 694019	DEL Ø 200 x 46 Ø 19,05 + RZ / + Zub TopKit
			➔	R2500001→ SP999999		03.0420-1019.3 681019	TRW Ø 200 x 29 Ø 19,05 + RZ / + Zub Kit
						03.0520-1019.3 691019	TRW Ø 200 x 29 Ø 19,05 + RZ / + Zub TopKit
			➔	10/91→; → R2500000		03.0520-1917.3 691917	TRW Ø 200 x 29 Ø 17,46 + RZ / + Zub TopKit
1.4 i 16V (F19, M19)	66	02/96→09/98	➔	→ SP999999; Schaltgetriebe		03.0137-0266.2 650266	Ø 200 x 29 + HEB
1.4 Si (F19, M19)	60	03/92→09/98	➔	T2500001→; Schaltgetriebe		03.0137-0267.2 650267	Ø 200 x 46 + HEB
1.6 (F19, M19)	55	09/95→09/98	➔			03.0420-4019.3 684019	DEL Ø 200 x 46 Ø 19,05 + RZ / + Zub Kit
1.6 i (F19, M19)	52	05/93→07/96	➔			03.0420-4019.3 684019	DEL Ø 200 x 46 Ø 19,05 + RZ / + Zub Kit
1.6 i (F19, M19)	55	03/92→09/98	➔			03.0520-4019.3 694019	DEL Ø 200 x 46 Ø 19,05 + RZ / + Zub TopKit
1.7 D (F19, M19)	44	07/92→09/98	➔				
			➔	Vollautomatik		03.0137-0267.2 650267	Ø 200 x 46 + HEB
						03.0420-4019.3 684019	DEL Ø 200 x 46 Ø 19,05 + RZ / + Zub Kit
						03.0520-4019.3 694019	DEL Ø 200 x 46 Ø 19,05 + RZ / + Zub TopKit
			➔	R2500001→ SP999999; Schaltgetriebe		03.0420-1019.3 681019	TRW Ø 200 x 29 Ø 19,05 + RZ / + Zub Kit
						03.0520-1019.3 691019	TRW Ø 200 x 29 Ø 19,05 + RZ / + Zub TopKit
			➔	→ R2500000; Schaltgetriebe		03.0520-1917.3 691917	TRW Ø 200 x 29 Ø 17,46 + RZ / + Zub TopKit
1.6 i 16V (F19, M19)	74	08/94→09/98	➔			03.0137-0267.2 650267	Ø 200 x 46 + HEB
1.8 i 16V (F19, M19)	85	11/94→09/98	➔			03.0420-4019.3 684019	DEL Ø 200 x 46 Ø 19,05 + RZ / + Zub Kit
1.8 i 16V (F19, M19)	85	09/95→08/97	➔			03.0520-4019.3 694019	DEL Ø 200 x 46 Ø 19,05 + RZ / + Zub TopKit
1.7 TD (F19, M19)	50	11/94→09/98	➔			03.0137-0267.2 650267	Ø 200 x 46 + HEB
1.7 TDS (F19, M19)	60	03/92→09/98	➔	R2500001→		03.0420-4019.3 684019	DEL Ø 200 x 46 Ø 19,05 + RZ / + Zub Kit
1.8 i (F19, M19)	66	03/92→09/98	➔			03.0520-4019.3 694019	DEL Ø 200 x 46 Ø 19,05 + RZ / + Zub TopKit
2.0 i (F19, M19)	85	03/92→09/98	➔				
			➔	→ R2500000		03.0520-3717.3 693717	Ø 200 x 46 Ø 17,46 + RZ / + Zub TopKit
<b> Bremsbackensatz, Feststellbremse</b>							
1.8 i 16V (F19, M19)	82	09/95→09/96	➔			03.0137-0172.2 650172	Ø 160 x 25
1.8 i 16V (F19, M19)	85	11/94→09/98	➔				



















	kw				!#		
<b>OPEL - ASTRA F (T92) 09/91→09/98</b>							
 <b>Bremsbackensatz, Feststellbremse</b>							
1.8 i 16V (F19, M19)	85	09/95→08/97	➔			03.0137-0172.2 650172	Ø 160 x 25
2.0 i 16V (F19, M19)	100	02/95→09/98					
<b>Zubehörsatz, Feststellbremsbacken</b>							
1.8 i 16V (F19, M19)	82	09/95→09/96	➔			03.0137-9243.2 669243	
1.8 i 16V (F19, M19)	85	11/94→09/98					
1.8 i 16V (F19, M19)	85	09/95→08/97					
2.0 i 16V (F19, M19)	100	02/95→09/98					
 <b>Seilzug, Feststellbremse</b>							
1.4 (F19, M19)	60	09/92→09/98	➔	☒; Trommelbremse	1	24.3727-0735.2 580735	L= 1.273 L2= 1.690 + Zub
1.4 i 16V (F19, M19)	66	02/96→09/98					
1.6 (F19, M19)	55	09/95→09/98					
1.6 i (F19, M19)	55	03/92→09/98					
1.6 i 16V (F19, M19)	74	08/94→09/98					
1.7 D (F19, M19)	44	07/92→09/98					
1.7 TD (F19, M19)	50	11/94→09/98					
1.7 TDS (F19, M19)	60	03/92→09/98					
1.8 i (F19, M19)	66	03/92→09/98					
2.0 i (F19, M19)	85	03/92→09/98					
1.4 i (F19, M19)	44	09/91→09/98	➔	☒; 10/91→; Trommelbremse	1	24.3727-0735.2 580735	L= 1.273 L2= 1.690 + Zub
1.8 i 16V (F19, M19)	82	09/95→09/96	➔	☒; Trommelbremse	1	24.3727-0732.2 580732	L= 1.288 L2= 1.398 + Zub
1.8 i 16V (F19, M19)	85	11/94→09/98					
1.8 i 16V (F19, M19)	85	09/95→08/97	➔	☒; Scheibenbremse	1	24.3727-0742.2 580742	L= 1.175 L2= 1.575 + Zub
2.0 i 16V (F19, M19)	100	02/95→09/98					
<b>OPEL - ASTRA F Cabriolet (T92) 03/93→03/01</b>							
 <b>Radbremszylinder</b>							
1.4 i 16V	66	01/96→03/01	➔	→ R2500000		03.3217-3512.3 020032	Lucas Ø 17,46 GG
1.4 Si	60	05/93→03/01					
1.6 i	55	01/96→03/01	➔	R2500001→		24.3219-1715.3 020122	Ø 19,05 ALU
						24.3219-1767.3 020552	Ø 19,05 GG
1.6 i	52	03/93→08/96	➔	05/93→; → R2500000		03.3217-3512.3 020032	Lucas Ø 17,46 GG
			➔	→ R2500000		03.3217-3512.3 020032	Lucas Ø 17,46 GG
			➔	R2500001→; → 07/96		24.3219-1715.3 020122	Ø 19,05 ALU
						24.3219-1767.3 020552	Ø 19,05 GG
			➔	R2500001→		24.3219-1715.3 020122	Ø 19,05 ALU
						24.3219-1767.3 020552	Ø 19,05 GG
1.8 i 16V	85	11/94→03/01	➔	→ R2500000		03.3217-3512.3 020032	Lucas Ø 17,46 GG
			➔			24.3219-1715.3 020122	Ø 19,05 ALU
						24.3219-1767.3 020552	Ø 19,05 GG
			➔	R2500001→		24.3219-1715.3 020122	Ø 19,05 ALU
						24.3219-1767.3 020552	Ø 19,05 GG
<b>Zubehörsatz, Bremsbacken</b>							
1.4 i 16V	66	01/96→03/01	➔			03.0137-9167.2 669167	
1.4 Si	60	05/93→03/01					
1.6 i	52	03/93→08/96					
1.6 i	55	01/96→03/01					
1.8 i 16V	85	11/94→03/01					
 <b>Bremstrommel</b>							
1.4 i 16V	66	01/96→03/01	➔			24.0220-0001.2 480013	Ø 200,0 x 53,5 / 201,3
1.4 Si	60	05/93→03/01					
1.6 i	52	03/93→08/96					
1.6 i	55	01/96→03/01					
1.8 i 16V	85	11/94→03/01					
 <b>Bremsbackensatz</b>							
1.4 i 16V	66	01/96→03/01	➔			03.0137-0267.2 650267	Ø 200 x 46 + HEB
1.4 Si	60	05/93→03/01					
1.6 i	52	03/93→08/96	➔	R2500001→		03.0420-4019.3 684019	DEL Ø 200 x 46 Ø 19,05 + RZ / + Zub Kit
1.6 i	55	01/96→03/01				03.0520-4019.3 694019	DEL Ø 200 x 46 Ø 19,05 + RZ / + Zub TopKit
			➔	→ R2500000		03.0520-3717.3 693717	Ø 200 x 46 Ø 17,46 + RZ / + Zub TopKit
1.8 i 16V	85	11/94→03/01	➔			03.0137-0267.2 650267	Ø 200 x 46 + HEB
						03.0420-4019.3 684019	DEL Ø 200 x 46 Ø 19,05 + RZ / + Zub Kit
						03.0520-4019.3 694019	DEL Ø 200 x 46 Ø 19,05 + RZ / + Zub TopKit
↓							












	kw				!#		
<b>OPEL - ASTRA F Cabriolet (T92) 03/93→03/01</b>							
<b> Bremsbackensatz</b>							
1.8 i 16V	85	11/94→03/01	➔	R2500001→		<b>03.0420-4019.3 684019</b> <b>03.0520-4019.3 694019</b>	DEL Ø 200 x 46 Ø 19,05 + RZ / + Zub Kit DEL Ø 200 x 46 Ø 19,05 + RZ / + Zub TopKit
			➔	→ R2500000		<b>03.0520-3717.3 693717</b>	Ø 200 x 46 Ø 17,46 + RZ / + Zub TopKit
<b> Bremsbackensatz, Feststellbremse</b>							
1.8 i 16V	85	11/94→03/01	➔	→ 09/98		<b>03.0137-0172.2 650172</b>	Ø 160 x 25
<b>Zubehörsatz, Feststellbremsbacken</b>							
1.8 i 16V	85	11/94→03/01	➔	→ 09/98		<b>03.0137-9243.2 669243</b>	
<b> Seilzug, Feststellbremse</b>							
1.8 i 16V	85	11/94→03/01	➔	⏴; → 09/98; Trommelbremse	1	<b>24.3727-0732.2 580732</b>	L= 1.288 L2= 1.398 + Zub
			➔	⏴; → 09/98; Scheibenbremse	1	<b>24.3727-0742.2 580742</b>	L= 1.175 L2= 1.575 + Zub
<b>OPEL - ASTRA F Caravan (T92) 09/91→01/98</b>							
<b> Radbremszylinder</b>							
1.4 (F08, C05)	60	09/92→01/98	➔			<b>24.3219-1715.3 020122</b>	Ø 19,05 ALU
1.4 i 16V (F08, C05)	66	02/96→01/98				<b>24.3219-1767.3 020552</b>	Ø 19,05 GG
1.4 Si (F08, C05)	60	03/92→01/98					
1.6 (F08, C05)	55	09/95→01/98					
1.6 i (F08, C05)	52	05/93→07/96					
1.6 i 16V (F08, C05)	74	08/94→01/98					
1.7 D (F08, C05)	44	07/92→01/98					
1.7 TD (F08, C05)	50	11/94→01/98					
1.7 TDS (F08, C05)	60	12/91→01/98					
1.8 i 16V (F08, C05)	85	07/94→01/98					
1.4 i (F08, C05)	44	09/91→01/98	➔	10/91→		<b>24.3219-1715.3 020122</b>	Ø 19,05 ALU
1.6 i (F08, C05)	55	09/91→01/98				<b>24.3219-1767.3 020552</b>	Ø 19,05 GG
1.8 i (F08, C05)	66	09/91→01/98					
<b>Zubehörsatz, Bremsbacken</b>							
1.4 (F08, C05)	60	09/92→01/98	➔	→ SP999999		<b>03.0137-9167.2 669167</b>	
1.4 i 16V (F08, C05)	66	02/96→01/98					
1.4 Si (F08, C05)	60	03/92→01/98	➔	T2500001→		<b>03.0137-9215.2 669215</b>	
1.6 (F08, C05)	55	09/95→01/98					
1.6 i (F08, C05)	52	05/93→07/96					
1.6 i 16V (F08, C05)	74	08/94→01/98					
1.7 D (F08, C05)	44	07/92→01/98					
1.7 TD (F08, C05)	50	11/94→01/98					
1.7 TDS (F08, C05)	60	12/91→01/98					
1.8 i 16V (F08, C05)	85	07/94→01/98					
1.4 i (F08, C05)	44	09/91→01/98	➔	10/91→; → SP999999		<b>03.0137-9167.2 669167</b>	
1.6 i (F08, C05)	55	09/91→01/98					
1.8 i (F08, C05)	66	09/91→01/98	➔	T2500001→		<b>03.0137-9215.2 669215</b>	
<b> Bremstrommel</b>							
1.4 (F08, C05)	60	09/92→01/98	➔	→ ST999999		<b>24.0220-0001.2 480013</b>	Ø 200,0 x 53,5 / 201,3
1.4 i 16V (F08, C05)	66	02/96→01/98					
1.4 Si (F08, C05)	60	03/92→01/98	➔	T2500001→		<b>24.0223-0013.2 480061</b>	Ø 230,0 x 50 / 231
1.6 (F08, C05)	55	09/95→01/98					
1.6 i (F08, C05)	52	05/93→07/96					
1.6 i 16V (F08, C05)	74	08/94→01/98					
1.7 D (F08, C05)	44	07/92→01/98					
1.7 TD (F08, C05)	50	11/94→01/98					
1.7 TDS (F08, C05)	60	12/91→01/98					
1.8 i 16V (F08, C05)	85	07/94→01/98					
1.4 i (F08, C05)	44	09/91→01/98	➔	10/91→; → ST999999		<b>24.0220-0001.2 480013</b>	Ø 200,0 x 53,5 / 201,3
1.6 i (F08, C05)	55	09/91→01/98					
1.8 i (F08, C05)	66	09/91→01/98	➔	T2500001→		<b>24.0223-0013.2 480061</b>	Ø 230,0 x 50 / 231
<b> Bremsbackensatz</b>							
1.4 (F08, C05)	60	09/92→01/98	➔	→ SP999999		<b>03.0137-0267.2 650267</b>	Ø 200 x 46 + HEB
1.4 i 16V (F08, C05)	66	02/96→01/98				<b>03.0420-4019.3 684019</b>	DEL Ø 200 x 46 Ø 19,05 + RZ / + Zub Kit
1.4 Si (F08, C05)	60	03/92→01/98					
1.6 (F08, C05)	55	09/95→01/98					
1.6 i (F08, C05)	52	05/93→07/96				<b>03.0520-4019.3 694019</b>	DEL Ø 200 x 46 Ø 19,05 + RZ / + Zub TopKit
1.6 i 16V (F08, C05)	74	08/94→01/98					
1.7 D (F08, C05)	44	07/92→01/98	➔	T2500001→		<b>03.0137-0322.2 650322</b>	Ø 230 x 42
1.7 TD (F08, C05)	50	11/94→01/98				<b>03.0520-5719.3 695719</b>	TRW Ø 230 x 42 Ø 19,05 + RZ / + Zub TopKit
1.7 TDS (F08, C05)	60	12/91→01/98					
1.8 i 16V (F08, C05)	85	07/94→01/98					
1.4 i (F08, C05)	44	09/91→01/98	➔	10/91→; → SP999999		<b>03.0137-0267.2 650267</b>	Ø 200 x 46 + HEB
1.6 i (F08, C05)	55	09/91→01/98					































	kw				!#		
<b>OPEL - ASTRA F Caravan (T92) 09/91→01/98</b>							
 <b>Bremsbackensatz</b>							
1.8 i (F08, C05)	66	09/91→01/98	➔	10/91→; → SP999999		<b>03.0420-4019.3 684019</b>	DEL Ø 200 x 46 Ø 19,05 + RZ / + Zub Kit
						<b>03.0520-4019.3 694019</b>	DEL Ø 200 x 46 Ø 19,05 + RZ / + Zub TopKit
			➔	T2500001→		<b>03.0137-0322.2 650322</b>	Ø 230 x 42
						<b>03.0520-5719.3 695719</b>	TRW Ø 230 x 42 Ø 19,05 + RZ / + Zub TopKit
 <b>Bremsbackensatz, Feststellbremse</b>							
1.8 i 16V (F08, C05)	85	07/94→01/98	➔			<b>03.0137-0172.2 650172</b>	Ø 160 x 25
1.8 i 16V (F08, C05)	92	06/93→01/98					
<b>Zubehörsatz, Feststellbremsbacken</b>							
1.8 i 16V (F08, C05)	85	07/94→01/98	➔			<b>03.0137-9243.2 669243</b>	
1.8 i 16V (F08, C05)	92	06/93→01/98					
 <b>Seilzug, Feststellbremse</b>							
1.4 (F08, C05)	60	09/92→01/98	➔	↓; Trommelbremse	1	<b>24.3727-0732.2 580732</b>	L= 1.288 L2= 1.398 + Zub
1.4 i 16V (F08, C05)	66	02/96→01/98					
1.4 Si (F08, C05)	60	03/92→01/98					
1.6 (F08, C05)	55	09/95→01/98					
1.6 i (F08, C05)	52	05/93→07/96					
1.6 i 16V (F08, C05)	74	08/94→01/98					
1.7 D (F08, C05)	44	07/92→01/98					
1.7 TD (F08, C05)	50	11/94→01/98					
1.7 TDS (F08, C05)	60	12/91→01/98					
1.4 i (F08, C05)	44	09/91→01/98	➔	↓; 10/91→; Trommelbremse	1	<b>24.3727-0732.2 580732</b>	L= 1.288 L2= 1.398 + Zub
1.6 i (F08, C05)	55	09/91→01/98					
1.8 i (F08, C05)	66	09/91→01/98					
1.8 i 16V (F08, C05)	85	07/94→01/98	➔	↓; Trommelbremse	1	<b>24.3727-0732.2 580732</b>	L= 1.288 L2= 1.398 + Zub
1.8 i 16V (F08, C05)	92	06/93→01/98	➔	↓; Scheibenbremse	1	<b>24.3727-0742.2 580742</b>	L= 1.175 L2= 1.575 + Zub
<b>OPEL - ASTRA F CC (T92) 09/91→02/98</b>							
 <b>Radbremszylinder</b>							
1.4 i (F08, M08, F68, M68)	44	09/91→01/98	➔	→ R2500000		<b>03.3217-3512.3 020032</b>	Lucas Ø 17,46 GG
1.6 (F08, M08, F68, M68)	55	09/95→01/98	➔	R2500001→		<b>24.3219-1715.3 020122</b>	Ø 19,05 ALU
1.6 i (F08, M08, F68, M68)	52	05/93→07/96				<b>24.3219-1767.3 020552</b>	Ø 19,05 GG
1.6 i 16V (F08, M08, F68, M68)	74	08/94→01/98					
1.7 D (F08, M08, F68, M68)	44	07/92→01/98					
1.7 TD (F08, M08, F68, M68)	50	11/94→01/98					
1.7 TDS (F08, M08, F68, M68)	60	12/91→01/98					
1.4 i 16V (F08, M08, F68, M68)	66	09/96→02/98	➔	→ R2500000; nicht für Fahrzeuge mit verstärkter Bremse		<b>03.3217-3512.3 020032</b>	Lucas Ø 17,46 GG
1.4 Si (F08, M08, F68, M68)	60	03/92→01/98	➔	für Fahrzeuge mit verstärkter Bremse		<b>24.3219-1715.3 020122</b>	Ø 19,05 ALU
			➔			<b>24.3219-1767.3 020552</b>	Ø 19,05 GG
			➔	R2500001→; nicht für Fahrzeuge mit verstärkter Bremse		<b>24.3219-1715.3 020122</b>	Ø 19,05 ALU
						<b>24.3219-1767.3 020552</b>	Ø 19,05 GG
1.6 i (F08, M08, F68, M68)	55	09/91→01/98	➔	10/91→; → R2500000		<b>03.3217-3512.3 020032</b>	Lucas Ø 17,46 GG
1.8 i (F08, M08, F68, M68)	66	09/91→01/98	➔	R2500001→		<b>24.3219-1715.3 020122</b>	Ø 19,05 ALU
2.0 i (F08, M08, F68, M68)	85	09/91→01/98				<b>24.3219-1767.3 020552</b>	Ø 19,05 GG
1.8 i 16V (F08, M08, F68, M68)	85	09/94→01/98	➔	11/94→		<b>24.3219-1715.3 020122</b>	Ø 19,05 ALU
						<b>24.3219-1767.3 020552</b>	Ø 19,05 GG
<b>Zubehörsatz, Bremsbacken</b>							
1.4 i (F08, M08, F68, M68)	44	09/91→01/98	➔	→ SP999999		<b>03.0137-9166.2 669166</b>	
			➔	T2500001→		<b>03.0137-9167.2 669167</b>	
1.4 i 16V (F08, M08, F68, M68)	66	09/96→02/98	➔	→ SP999999; Schaltgetriebe		<b>03.0137-9166.2 669166</b>	
1.4 Si (F08, M08, F68, M68)	60	03/92→01/98	➔	T2500001→; Schaltgetriebe		<b>03.0137-9167.2 669167</b>	
1.6 (F08, M08, F68, M68)	55	09/95→01/98	➔	Vollautomatik		<b>03.0137-9167.2 669167</b>	












	kw				!#		
<b>OPEL - ASTRA F CC (T92) 09/91→02/98</b>							
<b>Zubehörsatz, Bremsbacken</b>							
1.6 i (F08, M08, F68, M68)	52	05/93→07/96	➡	→ SP999999; Schaltgetriebe		03.0137-9166.2	669166
1.7 D (F08, M08, F68, M68)	44	07/92→01/98	➡	T2500001→; Schaltgetriebe		03.0137-9167.2	669167
			➡	Vollautomatik		03.0137-9167.2	669167
1.6 i (F08, M08, F68, M68)	55	09/91→01/98	➡	10/91→; → SP999999; Schaltgetriebe		03.0137-9166.2	669166
			➡	T2500001→; Schaltgetriebe		03.0137-9167.2	669167
			➡	10/91→; Vollautomatik		03.0137-9167.2	669167
1.6 i 16V (F08, M08, F68, M68)	74	08/94→01/98	➡			03.0137-9167.2	669167
1.7 TD (F08, M08, F68, M68)	50	11/94→01/98					
1.7 TDS (F08, M08, F68, M68)	60	12/91→01/98					
1.8 i (F08, M08, F68, M68)	66	09/91→01/98	➡	10/91→		03.0137-9167.2	669167
2.0 i (F08, M08, F68, M68)	85	09/91→01/98					
1.8 i 16V (F08, M08, F68, M68)	85	09/94→01/98	➡	11/94→		03.0137-9167.2	669167
<b>Bremstrommel</b>							
1.4 i (F08, M08, F68, M68)	44	09/91→01/98	➡			24.0220-0011.2	480016
1.4 i 16V (F08, M08, F68, M68)	66	09/96→02/98	➡	Vollautomatik		24.0220-0001.2	480013
1.4 Si (F08, M08, F68, M68)	60	03/92→01/98	➡	Schaltgetriebe; für Fahrzeuge mit verstärkter Bremse		24.0220-0001.2	480013
			➡	Schaltgetriebe; nicht für Fahrzeuge mit verstärkter Bremse		24.0220-0011.2	480016
1.6 (F08, M08, F68, M68)	55	09/95→01/98	➡	Vollautomatik		24.0220-0001.2	480013
1.6 i (F08, M08, F68, M68)	52	05/93→07/96	➡	Schaltgetriebe		24.0220-0011.2	480016
1.6 i (F08, M08, F68, M68)	55	09/91→01/98	➡	10/91→; Vollautomatik		24.0220-0001.2	480013
			➡	10/91→; Schaltgetriebe		24.0220-0011.2	480016
1.6 i 16V (F08, M08, F68, M68)	74	08/94→01/98	➡			24.0220-0001.2	480013
1.7 TD (F08, M08, F68, M68)	50	11/94→01/98					
1.7 TDS (F08, M08, F68, M68)	60	12/91→01/98					
1.7 D (F08, M08, F68, M68)	44	07/92→01/98	➡	für Fahrzeuge mit verstärkter Bremse		24.0220-0001.2	480013
			➡	nicht für Fahrzeuge mit verstärkter Bremse		24.0220-0011.2	480016
1.8 i (F08, M08, F68, M68)	66	09/91→01/98	➡	10/91→		24.0220-0001.2	480013
2.0 i (F08, M08, F68, M68)	85	09/91→01/98					
1.8 i 16V (F08, M08, F68, M68)	85	09/94→01/98	➡	11/94→		24.0220-0001.2	480013
<b>Bremsbackensatz</b>							
1.4 i (F08, M08, F68, M68)	44	09/91→01/98	➡	→ SP999999		03.0137-0266.2	650266
			➡	T2500001→		03.0137-0267.2	650267
						03.0420-4019.3	684019
						03.0520-4019.3	694019
			➡	R2500001→ SP999999		03.0420-1019.3	681019
			03.0520-1019.3	691019			
			➡	→ R2500000		03.0520-1917.3	691917
1.4 i 16V (F08, M08, F68, M68)	66	09/96→02/98	➡	→ SP999999; Schaltgetriebe		03.0137-0266.2	650266
1.4 Si (F08, M08, F68, M68)	60	03/92→01/98	➡	T2500001→; Schaltgetriebe		03.0137-0267.2	650267
1.6 (F08, M08, F68, M68)	55	09/95→01/98				03.0420-4019.3	684019
1.6 i (F08, M08, F68, M68)	52	05/93→07/96				03.0520-4019.3	694019
			➡	Vollautomatik		03.0137-0267.2	650267








	kw				!#		
<b>OPEL - ASTRA F CC (T92) 09/91→02/98</b>							
<b> Bremsbackensatz</b>							
1.7 D (F08, M08, F68, M68)	44	07/92→01/98	➡	Vollautomatik		<b>03.0420-4019.3 684019</b>	DEL Ø 200 x 46 Ø 19,05 + RZ / + Zub Kit
			➡	R2500001→ SP999999; Schaltgetriebe	<b>03.0520-4019.3 694019</b>	DEL Ø 200 x 46 Ø 19,05 + RZ / + Zub TopKit	
			➡	→ R2500000; Schaltgetriebe	<b>03.0420-1019.3 681019</b>	TRW Ø 200 x 29 Ø 19,05 + RZ / + Zub Kit	
1.6 i (F08, M08, F68, M68)	55	09/91→01/98	➡	10/91→; → SP999999; Schaltgetriebe	<b>03.0520-1019.3 691019</b>	TRW Ø 200 x 29 Ø 19,05 + RZ / + Zub TopKit	
			➡	T2500001→; Schaltgetriebe	<b>03.0520-1917.3 691917</b>	TRW Ø 200 x 29 Ø 17,46 + RZ / + Zub TopKit	
			➡	10/91→; Vollautomatik	<b>03.0137-0266.2 650266</b>	Ø 200 x 29 + HEB	
1.6 i 16V (F08, M08, F68, M68)	74	08/94→01/98	➡	10/91→; → R2500000; Schaltgetriebe	<b>03.0137-0267.2 650267</b>	Ø 200 x 46 + HEB	
			➡	R2500001→ SP999999; Schaltgetriebe	<b>03.0420-4019.3 684019</b>	DEL Ø 200 x 46 Ø 19,05 + RZ / + Zub Kit	
			➡	10/91→; → R2500000; Schaltgetriebe	<b>03.0520-4019.3 694019</b>	DEL Ø 200 x 46 Ø 19,05 + RZ / + Zub TopKit	
1.7 TD (F08, M08, F68, M68) 1.7 TDS (F08, M08, F68, M68)	50 60	11/94→01/98 12/91→01/98	➡		<b>03.0137-0267.2 650267</b>	Ø 200 x 46 + HEB	
			➡	R2500001→	<b>03.0420-4019.3 684019</b>	DEL Ø 200 x 46 Ø 19,05 + RZ / + Zub Kit	
			➡	→ R2500000	<b>03.0520-4019.3 694019</b>	DEL Ø 200 x 46 Ø 19,05 + RZ / + Zub TopKit	
1.8 i (F08, M08, F68, M68) 2.0 i (F08, M08, F68, M68)	66 85	09/91→01/98 09/91→01/98	➡	10/91→	<b>03.0520-3717.3 693717</b>	Ø 200 x 46 Ø 17,46 + RZ / + Zub TopKit	
			➡	R2500001→	<b>03.0137-0267.2 650267</b>	Ø 200 x 46 + HEB	
			➡	10/91→; → R2500000	<b>03.0420-4019.3 684019</b>	DEL Ø 200 x 46 Ø 19,05 + RZ / + Zub Kit	
1.8 i 16V (F08, M08, F68, M68)	85	09/94→01/98	➡	11/94→	<b>03.0520-4019.3 694019</b>	DEL Ø 200 x 46 Ø 19,05 + RZ / + Zub TopKit	
			➡		<b>03.0137-0267.2 650267</b>	Ø 200 x 46 + HEB	
			➡		<b>03.0420-4019.3 684019</b>	DEL Ø 200 x 46 Ø 19,05 + RZ / + Zub Kit	
<b> Bremsbackensatz, Feststellbremse</b>							
1.8 i 16V (F08, M08, F68, M68) 2.0 i 16V (F08, M08, F68, M68)	85 100	09/94→01/98 02/95→01/98	➡		<b>03.0137-0172.2 650172</b>	Ø 160 x 25	
			➡	10/91→	<b>03.0137-0172.2 650172</b>	Ø 160 x 25	
<b>Zubehörsatz, Feststellbremsbacken</b>							
1.8 i 16V (F08, M08, F68, M68) 2.0 i 16V (F08, M08, F68, M68)	85 100	09/94→01/98 02/95→01/98	➡		<b>03.0137-9243.2 669243</b>		
			➡	10/91→	<b>03.0137-9243.2 669243</b>		
<b> Seilzug, Feststellbremse</b>							
1.4 (F08, M08, F68, M68) ↓	60	09/92→01/98	➡	↓; Trommelbremse	1	<b>24.3727-0735.2 580735</b>	L= 1.273 L2= 1.690 + Zub







	kw				!#		
<b>OPEL - ASTRA F CC (T92) 09/91→02/98</b>							
 <b>Seilzug, Feststellbremse</b>							
1.4 i (F08, M08, F68, M68)	44	09/91→01/98	➔	⬇; Trommelbremse	1	24.3727-0735.2 580735	L= 1.273 L2= 1.690 + Zub
1.4 i 16V (F08, M08, F68, M68)	66	09/96→02/98					
1.6 (F08, M08, F68, M68)	55	09/95→01/98					
1.6 i (F08, M08, F68, M68)	52	05/93→07/96					
1.6 i 16V (F08, M08, F68, M68)	74	08/94→01/98					
1.7 D (F08, M08, F68, M68)	44	07/92→01/98					
1.7 TD (F08, M08, F68, M68)	50	11/94→01/98					
1.7 TDS (F08, M08, F68, M68)	60	12/91→01/98					
1.6 i (F08, M08, F68, M68)	55	09/91→01/98	➔	⬇; 10/91→; Trommelbremse	1	24.3727-0735.2 580735	L= 1.273 L2= 1.690 + Zub
1.8 i (F08, M08, F68, M68)	66	09/91→01/98					
2.0 i (F08, M08, F68, M68)	85	09/91→01/98					
1.8 i 16V (F08, M08, F68, M68)	85	09/94→01/98	➔	⬇; Trommelbremse	1	24.3727-0732.2 580732	L= 1.288 L2= 1.398 + Zub
2.0 i 16V (F08, M08, F68, M68)	100	02/95→01/98	➔	⬇; Scheibenbremse	1	24.3727-0742.2 580742	L= 1.175 L2= 1.575 + Zub
2.0 GSI 16V (F08, M08, F68, M68)	110	09/91→01/98	➔	⬇; 10/91→; Trommelbremse	1	24.3727-0732.2 580732	L= 1.288 L2= 1.398 + Zub
			➔	⬇; 10/91→; Scheibenbremse	1	24.3727-0742.2 580742	L= 1.175 L2= 1.575 + Zub
<b>OPEL - ASTRA F CLASSIC Caravan (T92) 01/98→01/05</b>							
 <b>Radbremszylinder</b>							
1.4 i (F35, M35)	44	01/98→01/05	➔			24.3219-1715.3 020122	Ø 19,05 ALU
1.6 i (F35, M35)	55	01/98→01/05					
1.6 i 16V (F35, M35)	74	01/98→01/05					
<b>Zubehörsatz, Bremsbacken</b>							
1.4 i (F35, M35)	44	01/98→01/05	➔			03.0137-9215.2 669215	
1.6 i (F35, M35)	55	01/98→01/05					
1.6 i 16V (F35, M35)	74	01/98→01/05					
 <b>Bremstrommel</b>							
1.4 i (F35, M35)	44	01/98→01/05	➔			24.0223-0013.2 480061	Ø 230,0 x 50 / 231
1.6 i (F35, M35)	55	01/98→01/05					
1.6 i 16V (F35, M35)	74	01/98→01/05					
 <b>Bremsbackensatz</b>							
1.4 i (F35, M35)	44	01/98→01/05	➔			03.0137-0322.2 650322	Ø 230 x 42
1.6 i (F35, M35)	55	01/98→01/05					
1.6 i 16V (F35, M35)	74	01/98→01/05					
 <b>Seilzug, Feststellbremse</b>							
1.4 i (F35, M35)	44	01/98→01/05	➔	⬇	1	24.3727-0732.2 580732	L= 1.288 L2= 1.398 + Zub
1.6 i (F35, M35)	55	01/98→01/05					
1.6 i 16V (F35, M35)	74	01/98→01/05					
<b>OPEL - ASTRA F CLASSIC CC (T92) 01/98→08/02</b>							
 <b>Radbremszylinder</b>							
1.4 i (M08, M68, F08, F68)	44	01/98→08/02	➔			24.3219-1715.3 020122	Ø 19,05 ALU
1.6 i (F08, M08, F68, M68)	55	01/98→08/02					
1.6 i 16V (F08, M08, F68, M68)	74	01/98→08/02					
<b>Zubehörsatz, Bremsbacken</b>							
1.4 i (M08, M68, F08, F68)	44	01/98→08/02	➔			03.0137-9167.2 669167	
1.6 i (F08, M08, F68, M68)	55	01/98→08/02					
1.6 i 16V (F08, M08, F68, M68)	74	01/98→08/02					
 <b>Bremstrommel</b>							
1.4 i (M08, M68, F08, F68)	44	01/98→08/02	➔			24.0220-0001.2 480013	Ø 200,0 x 53,5 / 201,3
1.6 i (F08, M08, F68, M68)	55	01/98→08/02					

	kW				!#		
<b>OPEL - ASTRA F CLASSIC CC (T92) 01/98→08/02</b>							
 <b>Bremstrommel</b>							
1.6 i 16V (F08, M08, F68, M68)	74	01/98→08/02	→			24.0220-0001.2 480013	Ø 200,0 x 53,5 / 201,3
 <b>Bremsbackensatz</b>							
1.4 i (M08, M68, F08, F68)	44	01/98→08/02	→			03.0137-0267.2 650267	Ø 200 x 46 + HEB
1.6 i (F08, M08, F68, M68)	55	01/98→08/02					
1.6 i 16V (F08, M08, F68, M68)	74	01/98→08/02					
 <b>Seilzug, Feststellbremse</b>							
1.4 i (M08, M68, F08, F68)	44	01/98→08/02	→	↓	1	24.3727-0735.2 580735	L= 1.273 L2= 1.690 + Zub
1.6 i (F08, M08, F68, M68)	55	01/98→08/02					
1.6 i 16V (F08, M08, F68, M68)	74	01/98→08/02					
<b>OPEL - ASTRA F CLASSIC Stufenheck (T92) 01/98→08/02</b>							
 <b>Radbremszylinder</b>							
1.4 i (F19, M19)	44	01/98→08/02	→			24.3219-1715.3 020122	Ø 19,05 ALU
1.6 i (F19, M19)	55	01/98→08/02					
1.6 i 16V (F19, M19)	74	01/98→08/02	→			24.3219-1715.3 020122	Ø 19,05 ALU
						24.3219-1767.3 020552	Ø 19,05 GG
<b>Zubehörsatz, Bremsbacken</b>							
1.4 i (F19, M19)	44	01/98→08/02	→			03.0137-9167.2 669167	
1.6 i (F19, M19)	55	01/98→08/02					
1.6 i 16V (F19, M19)	74	01/98→08/02					
 <b>Bremstrommel</b>							
1.4 i (F19, M19)	44	01/98→08/02	→			24.0220-0001.2 480013	Ø 200,0 x 53,5 / 201,3
1.6 i (F19, M19)	55	01/98→08/02					
1.6 i 16V (F19, M19)	74	01/98→08/02					
 <b>Bremsbackensatz</b>							
1.4 i (F19, M19)	44	01/98→08/02	→			03.0137-0267.2 650267	Ø 200 x 46 + HEB
1.6 i (F19, M19)	55	01/98→08/02					
1.6 i 16V (F19, M19)	74	01/98→08/02					
 <b>Seilzug, Feststellbremse</b>							
1.4 i (F19, M19)	44	01/98→08/02	→	↓	1	24.3727-0735.2 580735	L= 1.273 L2= 1.690 + Zub
1.6 i (F19, M19)	55	01/98→08/02					
1.6 i 16V (F19, M19)	74	01/98→08/02					
<b>OPEL - ASTRA F Van (T92) 10/91→01/99</b>							
 <b>Radbremszylinder</b>							
1.4 i (F70)	44	10/91→01/99	→	→ 09/98		24.3219-1715.3 020122	Ø 19,05 ALU
1.7 D (F70)	44	07/92→01/99				24.3219-1767.3 020552	Ø 19,05 GG
1.7 TD (F70)	50	08/94→01/99					
1.6 i (F70)	52	02/93→07/96	→	05/93→; → R2500000		03.3217-3512.3 020032	Lucas Ø 17,46 GG
			→			24.3219-1715.3 020122	Ø 19,05 ALU
			→			24.3219-1767.3 020552	Ø 19,05 GG
			→	R2500001→		24.3219-1715.3 020122	Ø 19,05 ALU
			→			24.3219-1767.3 020552	Ø 19,05 GG
1.7 TD (F70)	60	03/95→02/98	→			24.3219-1715.3 020122	Ø 19,05 ALU
			→			24.3219-1767.3 020552	Ø 19,05 GG
<b>Zubehörsatz, Bremsbacken</b>							
1.4 i (F70)	44	10/91→01/99	→	→ SP999999		03.0137-9167.2 669167	
1.7 D (F70)	44	07/92→01/99					
1.7 TD (F70)	50	08/94→01/99	→	T2500001→; → 09/98		03.0137-9215.2 669215	
1.6 i (F70)	52	02/93→07/96	→	→ SP999999		03.0137-9167.2 669167	
1.7 TD (F70)	60	03/95→02/98	→	T2500001→		03.0137-9215.2 669215	
 <b>Bremstrommel</b>							
1.4 i (F70)	44	10/91→01/99	→	→ ST999999		24.0220-0001.2 480013	Ø 200,0 x 53,5 / 201,3
1.7 D (F70)	44	07/92→01/99					
1.7 TD (F70)	50	08/94→01/99	→	T2500001→; → 09/98		24.0223-0013.2 480061	Ø 230,0 x 50 / 231
1.6 i (F70)	52	02/93→07/96	→	→ ST999999		24.0220-0001.2 480013	Ø 200,0 x 53,5 / 201,3
↓ 1.7 TD (F70)	60	03/95→02/98					







	kW			!#		
<b>OPEL - ASTRA F Van (T92) 10/91→01/99</b>						
 <b>Bremstrommel</b>						
1.6 i (F70) 1.7 TD (F70)	52 60	02/93→07/96 03/95→02/98	➔	T2500001→	24.0223-0013.2 480061	Ø 230,0 x 50 / 231
 <b>Bremsbackensatz</b>						
1.4 i (F70) 1.7 D (F70) 1.7 TD (F70)	44 44 50	10/91→01/99 07/92→01/99 08/94→01/99	➔	→ SP999999	03.0137-0267.2 650267 03.0420-4019.3 684019 03.0520-4019.3 694019	Ø 200 x 46 + HEB DEL Ø 200 x 46 Ø 19,05 + RZ / + Zub Kit DEL Ø 200 x 46 Ø 19,05 + RZ / + Zub TopKit
			➔	T2500001→; → 09/98	03.0137-0322.2 650322 03.0520-5719.3 695719	Ø 230 x 42 TRW Ø 230 x 42 Ø 19,05 + RZ / + Zub TopKit
1.6 i (F70) 1.7 TD (F70)	52 60	02/93→07/96 03/95→02/98	➔	→ SP999999	03.0137-0267.2 650267 03.0420-4019.3 684019 03.0520-4019.3 694019	Ø 200 x 46 + HEB DEL Ø 200 x 46 Ø 19,05 + RZ / + Zub Kit DEL Ø 200 x 46 Ø 19,05 + RZ / + Zub TopKit
			➔	T2500001→	03.0137-0322.2 650322 03.0520-5719.3 695719	Ø 230 x 42 TRW Ø 230 x 42 Ø 19,05 + RZ / + Zub TopKit
 <b>Seilzug, Feststellbremse</b>						
1.4 i (F70) 1.7 D (F70) 1.7 TD (F70)	44 44 50	10/91→01/99 07/92→01/99 08/94→01/99	➔	⬇; → 09/98; Trommelbremse	1 24.3727-0732.2 580732	L= 1.288 L2= 1.398 + Zub
1.6 i (F70) 1.7 TD (F70)	52 60	02/93→07/96 03/95→02/98	➔	⬇; Trommelbremse	1 24.3727-0732.2 580732	L= 1.288 L2= 1.398 + Zub
<b>OPEL - ASTRA G Cabriolet (T98) 03/01→10/05</b>						
 <b>Seilzug, Feststellbremse</b>						
2.0 16V Turbo (F67) 2.0 OPC (F67) 2.2 16V (F67) 2.2 DTI (F67)	147 141 108 92	11/02→10/05 03/02→10/05 03/01→10/05 09/02→10/05	⬅	⬆; 42000001→; Scheibenbremse	1 24.3727-0748.2 580748	L= 279 + Zub
			⬅	⬆; → 22006460; Scheibenbremse	1 24.3727-0748.2 580748	L= 279 + Zub
			⬅	⬆; 22006461→ 38999999; Scheibenbremse	1 24.3727-0748.2 580748	L= 279 + Zub
			➔	⬇; → 22006460; Scheibenbremse	1 24.3727-0752.2 580752	L= 1.593 L2= 1.593 + Zub
			➔	⬇; 22006461→ 38999999; Scheibenbremse	1 24.3727-0753.2 580753	L= 1.592 L2= 1.592 + Zub
			➔	⬇; 42000001→; Scheibenbremse	1 24.3727-0783.2 580783	L= 1.587 L2= 1.587 + Zub
<b>OPEL - ASTRA G Caravan (T98) 02/98→12/09</b>						
 <b>Radbremsszylinder</b>						
1.2 16V (F35) 1.6 (F35) 1.6 16V (F35) 1.7 TD (F35)	48 55 74 50	02/98→09/00 02/98→09/00 02/98→07/04 02/98→08/00	➔	04/98→	24.3219-1715.3 020122	Ø 19,05 ALU
1.2 16V (F35) 1.4 16V (F35) 1.6 (F35) 1.6 (F35) 1.6 CNG (F35) 1.7 DTI 16V (F35)	55 66 62 76 71 55	09/00→07/04 06/98→07/04 09/00→07/04 12/02→07/09 03/03→07/04 02/00→07/04	➔		24.3219-1715.3 020122	Ø 19,05 ALU
1.4 (F35)	66	10/04→12/09	➔	09/07→	24.3219-1715.3 020122	Ø 19,05 ALU
<b>Zubehörsatz, Bremsbacken</b>						
1.2 16V (F35) 1.6 (F35) 1.6 16V (F35)	48 55 74	02/98→09/00 02/98→09/00 02/98→07/04	➔	22000001→	03.0137-9215.2 669215	
			➔	04/98→; → 18999999	03.0137-9215.2 669215	
1.2 16V (F35) 1.4 16V (F35) 1.6 (F35) 1.6 (F35) 1.6 CNG (F35) 1.7 DTI 16V (F35)	55 66 62 76 71 55	09/00→07/04 06/98→07/04 09/00→07/04 12/02→07/09 03/03→07/04 02/00→07/04	➔	→ 18999999	03.0137-9215.2 669215	
			➔	22000001→	03.0137-9215.2 669215	
1.4 (F35)	66	10/04→12/09	➔	09/07→	03.0137-9215.2 669215	
1.7 TD (F35)	50	02/98→08/00	➔	04/98→	03.0137-9215.2 669215	
 <b>Bremstrommel</b>						
1.2 16V (F35) 1.6 (F35) 1.6 16V (F35)	48 55 74	02/98→09/00 02/98→09/00 02/98→07/04	➔	04/98→	24.0223-0013.2 480061	Ø 230,0 x 50 / 231

























	kw			!#		
<b>OPEL - ASTRA G Caravan (T98) 02/98→12/09</b>						
<b>Bremstrommel</b>						
1.7 TD (F35)	50	02/98→08/00	➔	04/98→	24.0223-0013.2 480061	Ø 230,0 x 50 / 231
1.2 16V (F35)	55	09/00→07/04	➔		24.0223-0013.2 480061	Ø 230,0 x 50 / 231
1.4 16V (F35)	66	06/98→07/04				
1.6 (F35)	62	09/00→07/04				
1.6 (F35)	76	12/02→07/09				
1.6 CNG (F35)	71	03/03→07/04				
1.7 DTI 16V (F35)	55	02/00→07/04				
1.4 (F35)	66	10/04→12/09	➔	09/07→	24.0223-0013.2 480061	Ø 230,0 x 50 / 231
<b>Bremsbackensatz</b>						
1.2 16V (F35)	48	02/98→09/00	➔	04/98→; → 18999999	03.0137-0322.2 650322	Ø 230 x 42
1.6 (F35)	55	02/98→09/00			03.0520-5719.3 695719	TRW Ø 230 x 42 Ø 19,05 + RZ / + Zub TopKit
1.6 16V (F35)	74	02/98→07/04				
			➔	22000001→	03.0137-0424.2 650424	Ø 230 x 42 + HEB
					03.0520-6019.3 696019	Ø 230 x 42 Ø 19,05 + RZ / + Zub TopKit
1.2 16V (F35)	55	09/00→07/04	➔	→ 18999999	03.0137-0322.2 650322	Ø 230 x 42
1.4 16V (F35)	66	06/98→07/04			03.0520-5719.3 695719	TRW Ø 230 x 42 Ø 19,05 + RZ / + Zub TopKit
1.6 (F35)	62	09/00→07/04				
1.6 (F35)	76	12/02→07/09				
1.6 CNG (F35)	71	03/03→07/04				
1.7 DTI 16V (F35)	55	02/00→07/04	➔	22000001→	03.0137-0424.2 650424	Ø 230 x 42 + HEB
					03.0520-6019.3 696019	Ø 230 x 42 Ø 19,05 + RZ / + Zub TopKit
1.4 (F35)	66	10/04→12/09	➔	09/07→	03.0137-0424.2 650424	Ø 230 x 42 + HEB
					03.0520-6019.3 696019	Ø 230 x 42 Ø 19,05 + RZ / + Zub TopKit
1.7 TD (F35)	50	02/98→08/00	➔	04/98→	03.0137-0322.2 650322	Ø 230 x 42
					03.0520-5719.3 695719	TRW Ø 230 x 42 Ø 19,05 + RZ / + Zub TopKit
<b>Seilzug, Feststellbremse</b>						
1.2 16V (F35)	48	02/98→09/00	←	⬆; 04/98→; → 22006460; Scheibenbremse	1 24.3727-0748.2 580748	L= 279 + Zub
1.6 (F35)	55	02/98→09/00				
1.6 16V (F35)	74	02/98→07/04	←	⬆; 04/98→; Trommelbremse	1 24.3727-0748.2 580748	L= 279 + Zub
			←	⬆; 22006461→ 38999999; Scheibenbremse	1 24.3727-0748.2 580748	L= 279 + Zub
			←	⬆; 42000001→; Scheibenbremse	1 24.3727-0748.2 580748	L= 279 + Zub
			➔	⬇; 04/98→; Trommelbremse	2 24.3727-0746.2 580746	L= 182 + Zub
			➔	⬇; 04/98→; Trommelbremse	1 24.3727-0747.2 580747	L= 1.252 L2= 1.252 + Zub
			➔	⬇; 04/98→; → 22006460; Scheibenbremse	1 24.3727-0752.2 580752	L= 1.593 L2= 1.593 + Zub
			➔	⬇; 22006461→ 38999999; Scheibenbremse	1 24.3727-0753.2 580753	L= 1.592 L2= 1.592 + Zub
			➔	⬇; 42000001→; Scheibenbremse	1 24.3727-0783.2 580783	L= 1.587 L2= 1.587 + Zub
1.2 16V (F35)	55	09/00→07/04	←	⬆; Trommelbremse	1 24.3727-0748.2 580748	L= 279 + Zub
1.4 16V (F35)	66	06/98→07/04	←	⬆; 42000001→; Scheibenbremse	1 24.3727-0748.2 580748	L= 279 + Zub
1.6 (F35)	62	09/00→07/04	←	⬆; → 22006460; Scheibenbremse	1 24.3727-0748.2 580748	L= 279 + Zub
1.6 (F35)	76	12/02→07/09	←	⬆; 22006461→ 38999999; Scheibenbremse	1 24.3727-0748.2 580748	L= 279 + Zub
1.6 CNG (F35)	71	03/03→07/04				
1.7 DTI 16V (F35)	55	02/00→07/04	←	⬆; Trommelbremse	2 24.3727-0746.2 580746	L= 182 + Zub
			➔	⬇; Trommelbremse	1 24.3727-0747.2 580747	L= 1.252 L2= 1.252 + Zub
			➔	⬇; → 22006460; Scheibenbremse	1 24.3727-0752.2 580752	L= 1.593 L2= 1.593 + Zub
			➔	⬇; 22006461→ 38999999; Scheibenbremse	1 24.3727-0753.2 580753	L= 1.592 L2= 1.592 + Zub
			➔	⬇; 42000001→; Scheibenbremse	1 24.3727-0783.2 580783	L= 1.587 L2= 1.587 + Zub
1.4 (F35)	66	10/04→12/09	←	⬆; 09/07→; Scheibenbremse	1 24.3727-0748.2 580748	L= 279 + Zub
			←	⬆; 09/07→; Trommelbremse	1 24.3727-0748.2 580748	L= 279 + Zub
			➔	⬇; 09/07→; Trommelbremse	2 24.3727-0746.2 580746	L= 182 + Zub
			➔	⬇; 09/07→; Trommelbremse	1 24.3727-0747.2 580747	L= 1.252 L2= 1.252 + Zub
			➔	⬇; 09/07→; Scheibenbremse	1 24.3727-0783.2 580783	L= 1.587 L2= 1.587 + Zub
1.7 CDTI (F35)	59	04/03→07/09	←	⬆; 42000001→; Scheibenbremse	1 24.3727-0748.2 580748	L= 279 + Zub
			←	⬆; → 38999999; Scheibenbremse	1 24.3727-0748.2 580748	L= 279 + Zub
			➔	⬇; → 38999999; Scheibenbremse	1 24.3727-0753.2 580753	L= 1.592 L2= 1.592 + Zub
			➔	⬇; 42000001→; Scheibenbremse	1 24.3727-0783.2 580783	L= 1.587 L2= 1.587 + Zub

	kw				!#		
<b>OPEL - ASTRA G Caravan (T98) 02/98→12/09</b>							
<b>Seilzug, Feststellbremse</b>							
1.7 TD (F35)	50	02/98→08/00	←	↑; 04/98→; Trommelbremse	1	24.3727-0748.2 580748	L= 279 + Zub
			←	↑; 04/98→; Scheibenbremse	1	24.3727-0748.2 580748	L= 279 + Zub
			→	↓; 04/98→; Trommelbremse	2	24.3727-0746.2 580746	L= 182 + Zub
			→	↓; 04/98→; Trommelbremse	1	24.3727-0747.2 580747	L= 1.252 L2= 1.252 + Zub
			→	↓; 04/98→; Scheibenbremse	1	24.3727-0752.2 580752	L= 1.593 L2= 1.593 + Zub
1.8 16V (F35) 2.0 16V (F35) 2.0 DI (F35)	85 100 60	02/98→09/00 02/98→07/04 02/98→07/04	←	↑; 04/98→; → 22006460; Scheibenbremse	1	24.3727-0748.2 580748	L= 279 + Zub
			←	↑; 42000001→; Scheibenbremse	1	24.3727-0748.2 580748	L= 279 + Zub
			←	↑; 22006461→ 38999999; Scheibenbremse	1	24.3727-0748.2 580748	L= 279 + Zub
			→	↓; 04/98→; → 22006460; Scheibenbremse	1	24.3727-0752.2 580752	L= 1.593 L2= 1.593 + Zub
			→	↓; 22006461→ 38999999; Scheibenbremse	1	24.3727-0753.2 580753	L= 1.592 L2= 1.592 + Zub
			→	↓; 42000001→; Scheibenbremse	1	24.3727-0783.2 580783	L= 1.587 L2= 1.587 + Zub
1.8 16V (F35) 2.0 DTI 16V (F35) 2.0 OPC (F35) 2.0 OPC (F35) 2.2 16V (F35) 2.2 DTI (F35) 2.2 DTI (F35)	92 74 141 147 108 86 92	09/00→07/04 08/99→07/04 09/02→07/04 11/02→07/04 03/01→07/04 09/02→07/04 09/02→07/04	←	↑; 42000001→; Scheibenbremse	1	24.3727-0748.2 580748	L= 279 + Zub
			←	↑; → 22006460; Scheibenbremse	1	24.3727-0748.2 580748	L= 279 + Zub
			←	↑; 22006461→ 38999999; Scheibenbremse	1	24.3727-0748.2 580748	L= 279 + Zub
			→	↓; → 22006460; Scheibenbremse	1	24.3727-0752.2 580752	L= 1.593 L2= 1.593 + Zub
			→	↓; 22006461→ 38999999; Scheibenbremse	1	24.3727-0753.2 580753	L= 1.592 L2= 1.592 + Zub
			→	↓; 42000001→; Scheibenbremse	1	24.3727-0783.2 580783	L= 1.587 L2= 1.587 + Zub
<b>OPEL - ASTRA G CC (T98) 02/98→12/09</b>							
<b>Radbremszylinder</b>							
1.2 16V (F08, F48) 1.4 16V (F08, F48) 1.6 (F08, F48) 1.6 16V (F08, F48) 1.7 TD (F08, F48)	48 66 55 74 50	02/98→09/00 02/98→01/05 02/98→09/00 02/98→01/05 02/98→08/00	→	04/98→		24.3219-1715.3 020122	Ø 19,05 ALU
1.2 16V (F08, F48) 1.4 (F08, F48) 1.6 (F08, F48) 1.6 (F08, F48) 1.7 DTI 16V (F08, F48)	55 66 62 76 55	09/00→01/05 09/07→12/09 09/00→01/05 12/02→12/09 02/00→01/05	→			24.3219-1715.3 020122	Ø 19,05 ALU
<b>Zubehörsatz, Bremsbacken</b>							
1.2 16V (F08, F48) 1.2 16V (F08, F48) 1.4 (F08, F48) 1.6 (F08, F48) 1.6 (F08, F48) 1.7 DTI 16V (F08, F48)	48 55 66 62 76 55	02/98→09/00 09/00→01/05 09/07→12/09 09/00→01/05 12/02→12/09 02/00→01/05	→	04/98→  → 18999999 22000001→		03.0137-9167.2 669167 03.0137-9167.2 669167 03.0137-9215.2 669215 03.0137-9215.2 669215	
1.4 16V (F08, F48) 1.6 (F08, F48) 1.6 16V (F08, F48) 1.7 TD (F08, F48)	66 55 74 50	02/98→01/05 02/98→09/00 02/98→01/05 02/98→08/00	→	22000001→ 04/98→; → 18999999 04/98→		03.0137-9215.2 669215 03.0137-9215.2 669215 03.0137-9215.2 669215	
<b>Bremstrommel</b>							
1.2 16V (F08, F48) 1.2 16V (F08, F48) 1.4 (F08, F48) 1.6 (F08, F48) 1.6 (F08, F48) 1.7 DTI 16V (F08, F48)	48 55 66 62 76 55	02/98→09/00 09/00→01/05 09/07→12/09 09/00→01/05 12/02→12/09 02/00→01/05	→	04/98→     04/98→		24.0220-0001.2 480013 24.0220-0001.2 480013 24.0223-0013.2 480061 24.0223-0013.2 480061	Ø 200,0 x 53,5 / 201,3 Ø 200,0 x 53,5 / 201,3 Ø 230,0 x 50 / 231 Ø 230,0 x 50 / 231
1.4 16V (F08, F48) 1.6 (F08, F48) 1.6 16V (F08, F48) 1.7 TD (F08, F48)	66 55 74 50	02/98→01/05 02/98→09/00 02/98→01/05 02/98→08/00	→	04/98→		24.0223-0013.2 480061	Ø 230,0 x 50 / 231
<b>Bremsbackensatz</b>							
1.2 16V (F08, F48) 1.2 16V (F08, F48) 1.4 (F08, F48) 1.6 (F08, F48) 1.6 (F08, F48) 1.7 DTI 16V (F08, F48)	48 55 66 62 76 55	02/98→09/00 09/00→01/05 09/07→12/09 09/00→01/05 12/02→12/09 02/00→01/05	→	04/98→  → 18999999		03.0137-0267.2 650267 03.0137-0267.2 650267 03.0137-0322.2 650322 03.0520-5719.3 695719	Ø 200 x 46 + HEB Ø 200 x 46 + HEB Ø 230 x 42 TRW Ø 230 x 42 Ø 19,05 + RZ / + Zub TopKit









	kw				!#		
<b>OPEL - ASTRA G CC (T98) 02/98→12/09</b>							
<b>Bremsbackensatz</b>							
1.4 (F08, F48)	66	09/07→12/09	➔	22000001→		<b>03.0137-0424.2 650424</b>	Ø 230 x 42 + HEB
1.6 (F08, F48)	62	09/00→01/05				<b>03.0520-6019.3 696019</b>	Ø 230 x 42 Ø 19,05 + RZ / + Zub TopKit
1.6 (F08, F48)	76	12/02→12/09					
1.7 DTI 16V (F08, F48)	55	02/00→01/05					
1.4 16V (F08, F48)	66	02/98→01/05	➔	04/98→; → 18999999		<b>03.0137-0322.2 650322</b>	Ø 230 x 42
1.6 (F08, F48)	55	02/98→09/00				<b>03.0520-5719.3 695719</b>	TRW Ø 230 x 42 Ø 19,05 + RZ / + Zub TopKit
1.6 16V (F08, F48)	74	02/98→01/05					
			➔	22000001→		<b>03.0137-0424.2 650424</b>	Ø 230 x 42 + HEB
						<b>03.0520-6019.3 696019</b>	Ø 230 x 42 Ø 19,05 + RZ / + Zub TopKit
1.7 TD (F08, F48)	50	02/98→08/00	➔	04/98→		<b>03.0137-0322.2 650322</b>	Ø 230 x 42
						<b>03.0520-5719.3 695719</b>	TRW Ø 230 x 42 Ø 19,05 + RZ / + Zub TopKit
<b>Seilzug, Feststellbremse</b>							
1.2 16V (F08, F48)	48	02/98→09/00	←	⬆; 04/98→; → 22006460; Scheibenbremse	1	<b>24.3727-0748.2 580748</b>	L= 279 + Zub
1.4 16V (F08, F48)	66	02/98→01/05					
1.6 (F08, F48)	55	02/98→09/00	←	⬆; 04/98→; Trommelbremse	1	<b>24.3727-0748.2 580748</b>	L= 279 + Zub
1.6 16V (F08, F48)	74	02/98→01/05	←	⬆; 22006461→ 38999999; Scheibenbremse	1	<b>24.3727-0748.2 580748</b>	L= 279 + Zub
			←	⬆; 42000001→; Scheibenbremse	1	<b>24.3727-0748.2 580748</b>	L= 279 + Zub
			➔	⬇; 04/98→; Trommelbremse	2	<b>24.3727-0746.2 580746</b>	L= 182 + Zub
			➔	⬇; 04/98→; Trommelbremse	1	<b>24.3727-0747.2 580747</b>	L= 1.252 L2= 1.252 + Zub
			➔	⬇; 04/98→; → 22006460; Scheibenbremse	1	<b>24.3727-0752.2 580752</b>	L= 1.593 L2= 1.593 + Zub
			➔	⬇; 22006461→ 38999999; Scheibenbremse	1	<b>24.3727-0753.2 580753</b>	L= 1.592 L2= 1.592 + Zub
			➔	⬇; 42000001→; Scheibenbremse	1	<b>24.3727-0783.2 580783</b>	L= 1.587 L2= 1.587 + Zub
1.2 16V (F08, F48)	55	09/00→01/05	←	⬆; Trommelbremse	1	<b>24.3727-0748.2 580748</b>	L= 279 + Zub
1.4 (F08, F48)	66	09/07→12/09	←	⬆; 42000001→; Scheibenbremse	1	<b>24.3727-0748.2 580748</b>	L= 279 + Zub
1.6 (F08, F48)	62	09/00→01/05	←	⬆; → 22006460; Scheibenbremse	1	<b>24.3727-0748.2 580748</b>	L= 279 + Zub
1.6 (F08, F48)	76	12/02→12/09	←	⬆; 22006461→ 38999999; Scheibenbremse	1	<b>24.3727-0748.2 580748</b>	L= 279 + Zub
1.7 DTI 16V (F08, F48)	55	02/00→01/05	←	⬆; Trommelbremse	2	<b>24.3727-0746.2 580746</b>	L= 182 + Zub
			➔	⬇; Trommelbremse	1	<b>24.3727-0747.2 580747</b>	L= 1.252 L2= 1.252 + Zub
			➔	⬇; → 22006460; Scheibenbremse	1	<b>24.3727-0752.2 580752</b>	L= 1.593 L2= 1.593 + Zub
			➔	⬇; 22006461→ 38999999; Scheibenbremse	1	<b>24.3727-0753.2 580753</b>	L= 1.592 L2= 1.592 + Zub
			➔	⬇; 42000001→; Scheibenbremse	1	<b>24.3727-0783.2 580783</b>	L= 1.587 L2= 1.587 + Zub
1.7 CDTI (F08, F48)	59	04/03→12/09	←	⬆; 42000001→; Scheibenbremse	1	<b>24.3727-0748.2 580748</b>	L= 279 + Zub
			←	⬆; → 38999999; Scheibenbremse	1	<b>24.3727-0748.2 580748</b>	L= 279 + Zub
			➔	⬇; → 38999999; Scheibenbremse	1	<b>24.3727-0753.2 580753</b>	L= 1.592 L2= 1.592 + Zub
			➔	⬇; 42000001→; Scheibenbremse	1	<b>24.3727-0783.2 580783</b>	L= 1.587 L2= 1.587 + Zub
1.7 TD (F08, F48)	50	02/98→08/00	←	⬆; 04/98→; Trommelbremse	1	<b>24.3727-0748.2 580748</b>	L= 279 + Zub
			←	⬆; 04/98→; Scheibenbremse	1	<b>24.3727-0748.2 580748</b>	L= 279 + Zub
			➔	⬇; 04/98→; Trommelbremse	2	<b>24.3727-0746.2 580746</b>	L= 182 + Zub
			➔	⬇; 04/98→; Trommelbremse	1	<b>24.3727-0747.2 580747</b>	L= 1.252 L2= 1.252 + Zub
			➔	⬇; 04/98→; Scheibenbremse	1	<b>24.3727-0752.2 580752</b>	L= 1.593 L2= 1.593 + Zub
1.8 16V (F08, F48)	85	02/98→09/00	←	⬆; 04/98→; → 22006460; Scheibenbremse	1	<b>24.3727-0748.2 580748</b>	L= 279 + Zub
2.0 16V (F08, F48)	100	02/98→01/05	←	⬆; 42000001→; Scheibenbremse	1	<b>24.3727-0748.2 580748</b>	L= 279 + Zub
2.0 DI (F08, F48)	60	02/98→01/05	←	⬆; 22006461→ 38999999; Scheibenbremse	1	<b>24.3727-0748.2 580748</b>	L= 279 + Zub
			➔	⬇; 04/98→; → 22006460; Scheibenbremse	1	<b>24.3727-0752.2 580752</b>	L= 1.593 L2= 1.593 + Zub
			➔	⬇; 22006461→ 38999999; Scheibenbremse	1	<b>24.3727-0753.2 580753</b>	L= 1.592 L2= 1.592 + Zub
			➔	⬇; 42000001→; Scheibenbremse	1	<b>24.3727-0783.2 580783</b>	L= 1.587 L2= 1.587 + Zub
1.8 16V (F08, F48)	92	09/00→01/05	←	⬆; 42000001→; Scheibenbremse	1	<b>24.3727-0748.2 580748</b>	L= 279 + Zub
2.0 16V OPC (F08, F48)	118	11/99→09/02	←	⬆; → 22006460; Scheibenbremse	1	<b>24.3727-0748.2 580748</b>	L= 279 + Zub
2.0 DTI 16V (F08, F48)	74	08/99→01/05	←	⬆; 22006461→ 38999999; Scheibenbremse	1	<b>24.3727-0748.2 580748</b>	L= 279 + Zub
2.0 OPC (F08, F48)	141	09/02→01/05	←	⬆; 22006461→ 38999999; Scheibenbremse	1	<b>24.3727-0748.2 580748</b>	L= 279 + Zub
2.0 OPC (F08, F48)	147	11/02→01/05					
2.2 DTI (F08, F48)	86	09/02→01/05					












	kw				!#		
<b>OPEL - ASTRA G CC (T98) 02/98→12/09</b>							
 <b>Seilzug, Feststellbremse</b>							
2.2 DTI (F08, F48)	92	09/02→01/05	➔	⬇️; → 22006460; Scheibenbremse	1	24.3727-0752.2 580752	L= 1.593 L2= 1.593 + Zub
			➔	⬇️; 22006461→ 38999999; Scheibenbremse	1	24.3727-0753.2 580753	L= 1.592 L2= 1.592 + Zub
			➔	⬇️; 42000001→; Scheibenbremse	1	24.3727-0783.2 580783	L= 1.587 L2= 1.587 + Zub
2.2 16V (F08, F48)	108	06/00→01/05	➔	⬆️; 42000001→; Scheibenbremse	1	24.3727-0748.2 580748	L= 279 + Zub
			➔	⬆️; 09/00→; → 22006460; Scheibenbremse	1	24.3727-0748.2 580748	L= 279 + Zub
			➔	⬆️; 22006461→ 38999999; Scheibenbremse	1	24.3727-0748.2 580748	L= 279 + Zub
			➔	⬇️; 09/00→; → 22006460; Scheibenbremse	1	24.3727-0752.2 580752	L= 1.593 L2= 1.593 + Zub
			➔	⬇️; 22006461→ 38999999; Scheibenbremse	1	24.3727-0753.2 580753	L= 1.592 L2= 1.592 + Zub
			➔	⬇️; 42000001→; Scheibenbremse	1	24.3727-0783.2 580783	L= 1.587 L2= 1.587 + Zub
<b>OPEL - ASTRA G Coupe (T98) 03/00→05/05</b>							
 <b>Radbremszylinder</b>							
1.6 16V (F07)	74	03/00→05/05	➔			24.3219-1715.3 020122	Ø 19,05 ALU
1.6 16V (F07)	76	03/00→05/05	➔				
<b>Zubehörsatz, Bremsbacken</b>							
1.6 16V (F07)	74	03/00→05/05	➔	→ 18999999		03.0137-9215.2 669215	
1.6 16V (F07)	76	03/00→05/05	➔	22000001→		03.0137-9215.2 669215	
 <b>Bremstrommel</b>							
1.6 16V (F07)	74	03/00→05/05	➔			24.0223-0013.2 480061	Ø 230,0 x 50 / 231
1.6 16V (F07)	76	03/00→05/05	➔				
 <b>Bremsbackensatz</b>							
1.6 16V (F07)	74	03/00→05/05	➔	→ 18999999		03.0137-0322.2 650322	Ø 230 x 42
1.6 16V (F07)	76	03/00→05/05	➔			03.0520-5719.3 695719	TRW Ø 230 x 42 Ø 19,05 + RZ / + Zub TopKit
			➔	22000001→		03.0137-0424.2 650424	Ø 230 x 42 + HEB
			➔			03.0520-6019.3 696019	Ø 230 x 42 Ø 19,05 + RZ / + Zub TopKit
 <b>Seilzug, Feststellbremse</b>							
1.6 16V (F07)	74	03/00→05/05	➔	⬆️; Trommelbremse	1	24.3727-0748.2 580748	L= 279 + Zub
1.6 16V (F07)	76	03/00→05/05	➔	⬆️; 42000001→; Scheibenbremse	1	24.3727-0748.2 580748	L= 279 + Zub
			➔	⬆️; → 22006460; Scheibenbremse	1	24.3727-0748.2 580748	L= 279 + Zub
			➔	⬆️; 22006461→ 38999999; Scheibenbremse	1	24.3727-0748.2 580748	L= 279 + Zub
			➔	⬇️; Trommelbremse	2	24.3727-0746.2 580746	L= 182 + Zub
			➔	⬇️; Trommelbremse	1	24.3727-0747.2 580747	L= 1.252 L2= 1.252 + Zub
			➔	⬇️; → 22006460; Scheibenbremse	1	24.3727-0752.2 580752	L= 1.593 L2= 1.593 + Zub
			➔	⬇️; 22006461→ 38999999; Scheibenbremse	1	24.3727-0753.2 580753	L= 1.592 L2= 1.592 + Zub
			➔	⬇️; 42000001→; Scheibenbremse	1	24.3727-0783.2 580783	L= 1.587 L2= 1.587 + Zub
1.8 16V (F07)	85	03/00→10/00	➔	⬆️; 42000001→; Scheibenbremse	1	24.3727-0748.2 580748	L= 279 + Zub
1.8 16V (F07)	92	09/00→05/05	➔				
2.0 16V Turbo (F07)	140	09/00→08/01	➔	⬆️; → 22006460; Scheibenbremse	1	24.3727-0748.2 580748	L= 279 + Zub
2.0 16V Turbo (F07)	141	08/01→05/05	➔	⬆️; 22006461→ 38999999; Scheibenbremse	1	24.3727-0748.2 580748	L= 279 + Zub
2.0 16V Turbo (F07)	147	11/02→05/05	➔				
2.2 16V (F07)	108	09/00→05/05	➔	⬇️; → 22006460; Scheibenbremse	1	24.3727-0752.2 580752	L= 1.593 L2= 1.593 + Zub
2.2 DTI (F07)	92	09/02→05/05	➔	⬇️; 22006461→ 38999999; Scheibenbremse	1	24.3727-0753.2 580753	L= 1.592 L2= 1.592 + Zub
			➔	⬇️; 42000001→; Scheibenbremse	1	24.3727-0783.2 580783	L= 1.587 L2= 1.587 + Zub
<b>OPEL - ASTRA G Kasten (F70) 01/99→04/05</b>							
 <b>Radbremszylinder</b>							
1.6 (F70)	55	01/99→09/00	➔			24.3219-1715.3 020122	Ø 19,05 ALU
1.6 (F70)	62	09/00→04/05	➔				
1.6 (F70)	76	10/04→04/05	➔				
1.7 DTI 16V (F70)	55	02/00→04/05	➔				
1.7 TD (F70)	50	01/99→04/05	➔				













	kw				!#		
<b>OPEL - ASTRA G Kasten (F70) 01/99→04/05</b>							
<b>Zubehörsatz, Bremsbacken</b>							
1.6 (F70)	55	01/99→09/00	➡	→ 18999999		03.0137-9215.2	669215
1.6 (F70)	62	09/00→04/05	➡			03.0137-9215.2	669215
1.6 (F70)	76	10/04→04/05	➡	22000001→		03.0137-9215.2	669215
1.7 DTI 16V (F70)	55	02/00→04/05	➡			03.0137-9215.2	669215
1.7 TD (F70)	50	01/99→04/05	➡			03.0137-9215.2	669215
<b> Bremstrommel</b>							
1.6 (F70)	55	01/99→09/00	➡			24.0223-0013.2	480061
1.6 (F70)	62	09/00→04/05	➡			24.0223-0013.2	480061
1.6 (F70)	76	10/04→04/05	➡			24.0223-0013.2	480061
1.7 DTI 16V (F70)	55	02/00→04/05	➡			24.0223-0013.2	480061
1.7 TD (F70)	50	01/99→04/05	➡			24.0223-0013.2	480061
<b> Bremsbackensatz</b>							
1.6 (F70)	55	01/99→09/00	➡	→ 18999999		03.0137-0322.2	650322
1.6 (F70)	62	09/00→04/05	➡			03.0520-5719.3	695719
1.6 (F70)	76	10/04→04/05	➡			03.0520-5719.3	695719
1.7 DTI 16V (F70)	55	02/00→04/05	➡			03.0520-5719.3	695719
			➡	22000001→		03.0137-0424.2	650424
			➡			03.0520-6019.3	696019
1.7 TD (F70)	50	01/99→04/05	➡			03.0137-0322.2	650322
			➡			03.0520-5719.3	695719
<b> Seilzug, Feststellbremse</b>							
1.6 (F70)	55	01/99→09/00	➡	⬆; Trommelbremse	1	24.3727-0748.2	580748
1.6 (F70)	62	09/00→04/05	➡	⬆; Trommelbremse	1	24.3727-0748.2	580748
1.6 (F70)	76	10/04→04/05	➡	⬆; 42000001→; Scheibenbremse	1	24.3727-0748.2	580748
1.7 DTI 16V (F70)	55	02/00→04/05	➡	⬆; → 22006460; Scheibenbremse	1	24.3727-0748.2	580748
			➡	⬆; 22006461→ 38999999; Scheibenbremse	1	24.3727-0748.2	580748
			➡	⬇; Trommelbremse	2	24.3727-0746.2	580746
			➡	⬇; Trommelbremse	1	24.3727-0747.2	580747
			➡	⬇; → 22006460; Scheibenbremse	1	24.3727-0752.2	580752
			➡	⬇; 22006461→ 38999999; Scheibenbremse	1	24.3727-0753.2	580753
			➡	⬇; 42000001→; Scheibenbremse	1	24.3727-0783.2	580783
1.7 TD (F70)	50	01/99→04/05	➡	⬆; Trommelbremse	1	24.3727-0748.2	580748
			➡	⬆; Scheibenbremse	1	24.3727-0748.2	580748
			➡	⬇; Trommelbremse	2	24.3727-0746.2	580746
			➡	⬇; Trommelbremse	1	24.3727-0747.2	580747
			➡	⬇; Scheibenbremse	1	24.3727-0752.2	580752
2.0 DI (F70)	60	01/99→04/05	➡	⬆; 42000001→; Scheibenbremse	1	24.3727-0748.2	580748
			➡	⬆; → 22006460; Scheibenbremse	1	24.3727-0748.2	580748
			➡	⬆; 22006461→ 38999999; Scheibenbremse	1	24.3727-0748.2	580748
			➡	⬇; → 22006460; Scheibenbremse	1	24.3727-0752.2	580752
			➡	⬇; 22006461→ 38999999; Scheibenbremse	1	24.3727-0753.2	580753
			➡	⬇; 42000001→; Scheibenbremse	1	24.3727-0783.2	580783
<b>OPEL - ASTRA G Stufenheck (T98) 09/98→12/09</b>							
<b> Radbremszylinder</b>							
1.2 16V (F69)	48	09/98→09/00	➡			24.3219-1715.3	020122
1.2 16V (F69)	55	09/00→01/05	➡			24.3219-1715.3	020122
1.4 (F69)	66	09/07→12/09	➡			24.3219-1715.3	020122
1.4 16V (F69)	66	09/98→01/05	➡			24.3219-1715.3	020122
1.6 (F69)	55	09/98→09/00	➡			24.3219-1715.3	020122
1.6 (F69)	62	09/00→01/05	➡			24.3219-1715.3	020122
1.6 (F69)	76	12/02→12/09	➡			24.3219-1715.3	020122
1.6 16V (F69)	74	09/98→01/05	➡			24.3219-1715.3	020122
1.7 DTI 16V (F69)	55	02/00→01/05	➡			24.3219-1715.3	020122
1.7 TD (F69)	50	09/98→08/00	➡			24.3219-1715.3	020122
<b>Zubehörsatz, Bremsbacken</b>							
1.2 16V (F69)	48	09/98→09/00	➡			03.0137-9167.2	669167
1.2 16V (F69)	55	09/00→01/05	➡			03.0137-9167.2	669167
1.4 (F69)	66	09/07→12/09	➡			03.0137-9215.2	669215
↓							






























	kw				!#		
<b>OPEL - ASTRA G Stufenheck (T98) 09/98→12/09</b>							
<b>Zubehörsatz, Bremsbacken</b>							
1.7 TD (F69)	50	09/98→08/00	➔			03.0137-9215.2 669215	
1.4 16V (F69)	66	09/98→01/05	➔	→ 18999999		03.0137-9215.2 669215	
1.6 (F69)	55	09/98→09/00	➔	22000001→		03.0137-9215.2 669215	
1.6 (F69)	62	09/00→01/05					
1.6 (F69)	76	12/02→12/09					
1.6 16V (F69)	74	09/98→01/05					
1.7 DTI 16V (F69)	55	02/00→01/05					
<b>Bremstrommel</b>							
1.2 16V (F69)	48	09/98→09/00	➔			24.0220-0001.2 480013	Ø 200,0 x 53,5 / 201,3
1.2 16V (F69)	55	09/00→01/05	➔				
1.4 (F69)	66	09/07→12/09	➔			24.0223-0013.2 480061	Ø 230,0 x 50 / 231
1.4 16V (F69)	66	09/98→01/05	➔				
1.6 (F69)	55	09/98→09/00					
1.6 (F69)	62	09/00→01/05					
1.6 (F69)	76	12/02→12/09					
1.6 16V (F69)	74	09/98→01/05					
1.7 DTI 16V (F69)	55	02/00→01/05					
1.7 TD (F69)	50	09/98→08/00					
<b>Bremsbackensatz</b>							
1.2 16V (F69)	48	09/98→09/00	➔			03.0137-0267.2 650267	Ø 200 x 46 + HEB
1.2 16V (F69)	55	09/00→01/05	➔				
1.4 (F69)	66	09/07→12/09	➔			03.0137-0424.2 650424	Ø 230 x 42 + HEB
						03.0520-6019.3 696019	Ø 230 x 42 Ø 19,05 + RZ / + Zub TopKit
1.4 16V (F69)	66	09/98→01/05	➔	→ 18999999		03.0137-0322.2 650322	Ø 230 x 42
1.6 (F69)	55	09/98→09/00	➔	22000001→		03.0520-5719.3 695719	TRW Ø 230 x 42 Ø 19,05 + RZ / + Zub TopKit
1.6 (F69)	62	09/00→01/05					
1.6 (F69)	76	12/02→12/09					
1.6 16V (F69)	74	09/98→01/05					
1.7 DTI 16V (F69)	55	02/00→01/05					
						03.0137-0424.2 650424	Ø 230 x 42 + HEB
						03.0520-6019.3 696019	Ø 230 x 42 Ø 19,05 + RZ / + Zub TopKit
1.7 TD (F69)	50	09/98→08/00	➔			03.0137-0322.2 650322	Ø 230 x 42
						03.0520-5719.3 695719	TRW Ø 230 x 42 Ø 19,05 + RZ / + Zub TopKit
<b>Seilzug, Feststellbremse</b>							
1.2 16V (F69)	48	09/98→09/00	←	☒; Trommelbremse	1	24.3727-0748.2 580748	L= 279 + Zub
1.2 16V (F69)	55	09/00→01/05	←	☒; 42000001→; Scheibenbremse	1	24.3727-0748.2 580748	L= 279 + Zub
1.4 16V (F69)	66	09/98→01/05	←	☒; → 22006460; Scheibenbremse	1	24.3727-0748.2 580748	L= 279 + Zub
1.6 (F69)	55	09/98→09/00	←	☒; 22006461→ 38999999;	1	24.3727-0748.2 580748	L= 279 + Zub
1.6 (F69)	62	09/00→01/05	←	Scheibenbremse			
1.6 (F69)	76	12/02→12/09	←	☒; Trommelbremse	2	24.3727-0746.2 580746	L= 182 + Zub
1.6 16V (F69)	74	09/98→01/05	←	☒; Trommelbremse	1	24.3727-0747.2 580747	L= 1.252 L2= 1.252 + Zub
1.7 DTI 16V (F69)	55	02/00→01/05	←	☒; → 22006460; Scheibenbremse	1	24.3727-0752.2 580752	L= 1.593 L2= 1.593 + Zub
			←	☒; 22006461→ 38999999;	1	24.3727-0753.2 580753	L= 1.592 L2= 1.592 + Zub
			←	Scheibenbremse			
			←	☒; 42000001→; Scheibenbremse	1	24.3727-0783.2 580783	L= 1.587 L2= 1.587 + Zub
1.4 (F69)	66	09/07→12/09	←	☒; Trommelbremse	1	24.3727-0748.2 580748	L= 279 + Zub
			←	☒; Scheibenbremse	1	24.3727-0748.2 580748	L= 279 + Zub
			➔	☒; Trommelbremse	2	24.3727-0746.2 580746	L= 182 + Zub
			➔	☒; Trommelbremse	1	24.3727-0747.2 580747	L= 1.252 L2= 1.252 + Zub
			➔	☒; Scheibenbremse	1	24.3727-0783.2 580783	L= 1.587 L2= 1.587 + Zub
1.7 CDTI (F69)	59	04/03→12/09	←	☒; 42000001→; Scheibenbremse	1	24.3727-0748.2 580748	L= 279 + Zub
			←	☒; → 38999999; Scheibenbremse	1	24.3727-0748.2 580748	L= 279 + Zub
			➔	☒; → 38999999; Scheibenbremse	1	24.3727-0753.2 580753	L= 1.592 L2= 1.592 + Zub
			➔	☒; 42000001→; Scheibenbremse	1	24.3727-0783.2 580783	L= 1.587 L2= 1.587 + Zub
1.7 TD (F69)	50	09/98→08/00	←	☒; Trommelbremse	1	24.3727-0748.2 580748	L= 279 + Zub
			←	☒; Scheibenbremse	1	24.3727-0748.2 580748	L= 279 + Zub
			➔	☒; Trommelbremse	2	24.3727-0746.2 580746	L= 182 + Zub
			➔	☒; Trommelbremse	1	24.3727-0747.2 580747	L= 1.252 L2= 1.252 + Zub
			➔	☒; Scheibenbremse	1	24.3727-0752.2 580752	L= 1.593 L2= 1.593 + Zub
1.8 16V (F69)	85	09/98→09/00	←	☒; 42000001→; Scheibenbremse	1	24.3727-0748.2 580748	L= 279 + Zub
1.8 16V (F69)	92	06/00→01/05	←	☒; → 22006460; Scheibenbremse	1	24.3727-0748.2 580748	L= 279 + Zub
2.0 16V (F69)	100	09/98→01/05					



























	kw				!#		
<b>OPEL - ASTRA G Stufenheck (T98) 09/98→12/09</b>							
 <b>Seilzug, Feststellbremse</b>							
2.0 DI (F69)	60	09/98→01/05	←	↑; 22006461→ 38999999; Scheibenbremse	1	24.3727-0748.2 580748	L= 279 + Zub
2.0 DTI 16V (F69)	74	08/99→01/05					
2.2 16V (F69)	108	03/01→01/05	→	↓; → 22006460; Scheibenbremse	1	24.3727-0752.2 580752	L= 1.593 L2= 1.593 + Zub
2.2 DTI (F69)	86	09/02→01/05	→				
2.2 DTI (F69)	92	09/02→01/05	→	↓; 22006461→ 38999999; Scheibenbremse	1	24.3727-0753.2 580753	L= 1.592 L2= 1.592 + Zub
			→	↓; 42000001→; Scheibenbremse	1	24.3727-0783.2 580783	L= 1.587 L2= 1.587 + Zub
<b>OPEL - ASTRA H (A04) 01/04→05/14</b>							
 <b>Radbremszylinder</b>							
1.2 (L48)	59	08/05→10/10	→	08/06→		24.3219-1755.3 020508	Ø 19,05 ALU
1.4 (L48)	66	03/04→10/10					
1.6 (L48)	77	03/04→10/10	→	→ 07/06		24.3220-1719.3 020448	Ø 20,64 ALU
1.7 CDTI (L48)	59	03/04→10/10					
1.7 CDTI (L48)	74	03/04→10/10					
1.4 (L48)	55	04/04→10/04	→			24.3220-1719.3 020448	Ø 20,64 ALU
1.4 LPG (L48)	66	08/09→10/10	→			24.3219-1755.3 020508	Ø 19,05 ALU
<b>Zubehörsatz, Bremsbacken</b>							
1.2 (L48)	59	08/05→10/10	→	→ 07/06		03.0137-9215.2 669215	
1.4 (L48)	66	03/04→10/10					
1.6 (L48)	77	03/04→10/10	→	08/06→		03.0137-9309.2 669309	AP
1.7 CDTI (L48)	59	03/04→10/10					
1.7 CDTI (L48)	74	03/04→10/10					
1.4 (L48)	55	04/04→10/04	→			03.0137-9215.2 669215	
1.4 LPG (L48)	66	08/09→10/10	→			03.0137-9309.2 669309	AP
 <b>Bremstrommel</b>							
1.2 (L48)	59	08/05→10/10	→			24.0223-0021.1 480186	Ø 230,0 x 50 / 231
1.4 (L48)	55	04/04→10/04					
1.4 (L48)	66	03/04→10/10					
1.4 LPG (L48)	66	08/09→10/10					
1.6 (L48)	77	03/04→10/10					
1.7 CDTI (L48)	59	03/04→10/10					
1.7 CDTI (L48)	74	03/04→10/10					
 <b>Bremsbackensatz</b>							
1.2 (L48)	59	08/05→10/10	→	→ 07/06		03.0137-0424.2 650424	Ø 230 x 42 + HEB
1.4 (L48)	66	03/04→10/10				03.0520-8720.3 698720	Ø 230 x 42 Ø 20,64 + RZ / + Zub TopKit
1.6 (L48)	77	03/04→10/10					
1.7 CDTI (L48)	59	03/04→10/10					
1.7 CDTI (L48)	74	03/04→10/10	→	08/06→		03.0137-0520.2 650520	AP Ø 230 x 43 + HEB
						03.0520-8319.3 698319	AP Ø 230 x 43 Ø 19,05 + RZ / + Zub TopKit
1.4 (L48)	55	04/04→10/04	→			03.0137-0424.2 650424	Ø 230 x 42 + HEB
						03.0520-8720.3 698720	Ø 230 x 42 Ø 20,64 + RZ / + Zub TopKit
1.4 LPG (L48)	66	08/09→10/10	→			03.0137-0520.2 650520	AP Ø 230 x 43 + HEB
						03.0520-8319.3 698319	AP Ø 230 x 43 Ø 19,05 + RZ / + Zub TopKit
 <b>Seilzug, Feststellbremse</b>							
1.2 (L48)	59	08/05→10/10	→	↓; → 07/06; Trommelbremse	2	24.3727-0746.2 580746	L= 182 + Zub
1.4 (L48)	66	03/04→10/10	→				
1.6 (L48)	77	03/04→10/10	→	↓; → 07/06; Trommelbremse	1	24.3727-0770.2 580770	L= 1.295 L2= 1.328 + Zub
1.7 CDTI (L48)	59	03/04→10/10	→				
1.7 CDTI (L48)	74	03/04→10/10	→	↓; 08/06→; Trommelbremse	1	24.3727-0770.2 580770	L= 1.295 L2= 1.328 + Zub
			→	↓; Scheibenbremse	1	24.3727-0775.2 580775	L= 1.647 L2= 1.665
1.3 CDTI (L48)	66	08/05→10/10	→	↓; Scheibenbremse	1	24.3727-0775.2 580775	L= 1.647 L2= 1.665
1.6 Turbo (L48)	132	02/07→10/10					
1.8 (L48)	92	01/04→10/10					
1.8 (L48)	103	01/06→10/10					
1.9 CDTI (L48)	74	09/05→10/10					
1.9 CDTI (L48)	110	09/04→10/10					
2.0 Turbo (L48)	125	03/04→10/10					
2.0 Turbo (L48)	147	09/04→10/10					
2.0 Turbo (L48)	177	03/05→10/10					
1.4 (L48)	55	04/04→10/04	→	↓; Trommelbremse	2	24.3727-0746.2 580746	L= 182 + Zub
			→	↓; Trommelbremse	1	24.3727-0770.2 580770	L= 1.295 L2= 1.328 + Zub
			→	↓; Scheibenbremse	1	24.3727-0775.2 580775	L= 1.647 L2= 1.665
1.4 LPG (L48)	66	08/09→10/10	→	↓; Trommelbremse	1	24.3727-0770.2 580770	L= 1.295 L2= 1.328 + Zub
			→	↓; Scheibenbremse	1	24.3727-0775.2 580775	L= 1.647 L2= 1.665
↓							

	kw				!#		
<b>OPEL - ASTRA H (A04) 01/04→05/14</b>							
 <b>Seilzug, Feststellbremse</b>							
1.6 (L48)	85	12/06→05/14	➡	⏴; 01/07→ 11/10; Scheibenbremse	1	24.3727-0775.2 580775	L= 1.647 L2= 1.665
1.7 CDTI (L48)	81	02/07→05/14	➡	⏴; 04/07→ 11/10; Scheibenbremse	1	24.3727-0775.2 580775	L= 1.647 L2= 1.665
1.7 CDTI (L48)	92	02/07→05/14	➡				
1.9 CDTI (L48)	88	06/04→10/10	➡	⏴; 09/04→; Scheibenbremse	1	24.3727-0775.2 580775	L= 1.647 L2= 1.665
1.9 CDTI 16V (L48)	88	04/04→10/10	➡				
<b>OPEL - ASTRA H Caravan (A04) 08/04→05/14</b>							
 <b>Radbremszylinder</b>							
1.4 (L35)	55	08/04→10/10	➡	08/06→		24.3219-1755.3 020508	Ø 19,05 ALU
1.4 (L35)	66	08/04→10/10	➡				
1.6 (L35)	77	08/04→10/10	➡	→ 07/06		24.3220-1719.3 020448	Ø 20,64 ALU
1.7 CDTI (L35)	59	08/04→10/10	➡				
1.7 CDTI (L35)	74	08/04→10/10	➡				
1.4 LPG (L35)	66	08/09→10/10	➡			24.3219-1755.3 020508	Ø 19,05 ALU
<b>Zubehörsatz, Bremsbacken</b>							
1.4 (L35)	55	08/04→10/10	➡	→ 07/06		03.0137-9215.2 669215	
1.4 (L35)	66	08/04→10/10	➡				
1.6 (L35)	77	08/04→10/10	➡	08/06→		03.0137-9309.2 669309	AP
1.7 CDTI (L35)	59	08/04→10/10	➡				
1.7 CDTI (L35)	74	08/04→10/10	➡				
1.4 LPG (L35)	66	08/09→10/10	➡			03.0137-9309.2 669309	AP
 <b>Bremstrommel</b>							
1.4 (L35)	55	08/04→10/10	➡			24.0223-0021.1 480186	Ø 230,0 x 50 / 231
1.4 (L35)	66	08/04→10/10	➡				
1.4 LPG (L35)	66	08/09→10/10	➡				
1.6 (L35)	77	08/04→10/10	➡				
1.7 CDTI (L35)	59	08/04→10/10	➡				
1.7 CDTI (L35)	74	08/04→10/10	➡				
 <b>Bremsbackensatz</b>							
1.4 (L35)	55	08/04→10/10	➡	→ 07/06		03.0137-0424.2 650424	Ø 230 x 42 + HEB
1.4 (L35)	66	08/04→10/10	➡			03.0520-8720.3 698720	Ø 230 x 42 Ø 20,64 + RZ / + Zub TopKit
1.6 (L35)	77	08/04→10/10	➡				
1.7 CDTI (L35)	59	08/04→10/10	➡				
1.7 CDTI (L35)	74	08/04→10/10	➡	08/06→		03.0137-0520.2 650520	AP Ø 230 x 43 + HEB
						03.0520-8319.3 698319	AP Ø 230 x 43 Ø 19,05 + RZ / + Zub TopKit
1.4 LPG (L35)	66	08/09→10/10	➡			03.0137-0520.2 650520	AP Ø 230 x 43 + HEB
						03.0520-8319.3 698319	AP Ø 230 x 43 Ø 19,05 + RZ / + Zub TopKit
 <b>Seilzug, Feststellbremse</b>							
1.3 CDTI (L35)	66	08/05→10/10	➡	⏴; Scheibenbremse	1	24.3727-0785.2 580785	L= 1.735 L2= 1.760 + Zub
1.6 LPG (L35)	85	08/09→10/10	➡				
1.6 Turbo (L35)	132	02/07→10/10	➡				
1.8 (L35)	103	08/05→10/10	➡				
1.9 CDTI (L35)	74	09/05→10/10	➡				
1.9 CDTI (L35)	88	09/05→10/10	➡				
1.9 CDTI (L35)	110	09/04→10/10	➡				
1.9 CDTI 16V (L35)	88	08/04→10/10	➡				
2.0 Turbo (L35)	125	08/04→10/10	➡				
2.0 Turbo (L35)	147	09/04→10/10	➡				
1.4 (L35)	55	08/04→10/10	➡	⏴; Trommelbremse	2	24.3727-0746.2 580746	L= 182 + Zub
1.4 (L35)	66	08/04→10/10	➡				
1.4 LPG (L35)	66	08/09→10/10	➡	⏴; Trommelbremse	1	24.3727-0770.2 580770	L= 1.295 L2= 1.328 + Zub
1.6 (L35)	77	08/04→10/10	➡				
1.7 CDTI (L35)	59	08/04→10/10	➡	⏴; Scheibenbremse	1	24.3727-0785.2 580785	L= 1.735 L2= 1.760 + Zub
1.7 CDTI (L35)	74	08/04→10/10	➡				
1.6 (L35)	85	12/06→05/14	➡	⏴; 01/07→ 11/10; Scheibenbremse	1	24.3727-0785.2 580785	L= 1.735 L2= 1.760 + Zub
1.7 CDTI (L35)	81	02/07→05/14	➡	⏴; 04/07→ 11/10; Scheibenbremse	1	24.3727-0785.2 580785	L= 1.735 L2= 1.760 + Zub
1.7 CDTI (L35)	92	02/07→05/14	➡				
1.8 (L35)	92	08/04→10/10	➡	⏴; 09/04→; Scheibenbremse	1	24.3727-0785.2 580785	L= 1.735 L2= 1.760 + Zub
<b>OPEL - ASTRA H GTC (A04) 03/05→10/10</b>							
 <b>Radbremszylinder</b>							
1.2 (L08)	59	08/05→10/10	➡	08/06→		24.3219-1755.3 020508	Ø 19,05 ALU
1.4 (L08)	55	03/05→10/10	➡				
1.4 (L08)	66	03/05→10/10	➡	→ 07/06		24.3220-1719.3 020448	Ø 20,64 ALU
1.6 (L08)	77	03/05→10/10	➡				
1.7 CDTi (L08)	74	03/05→10/10	➡				
1.7 CDTi (L08)	59	03/05→10/10	➡				











	kw				!#		
<b>OPEL - ASTRA H GTC (A04) 03/05→10/10</b>							
<b>Zubehörsatz, Bremsbacken</b>							
1.2 (L08)	59	08/05→10/10	➡	→ 07/06		03.0137-9215.2 669215	
1.4 (L08)	55	03/05→10/10	➡	08/06→		03.0137-9309.2 669309	AP
1.4 (L08)	66	03/05→10/10					
1.6 (L08)	77	03/05→10/10					
1.7 CDTi (L08)	74	03/05→10/10					
1.7 CDTi (L08)	59	03/05→10/10					
<b> Bremstrommel</b>							
1.2 (L08)	59	08/05→10/10	➡			24.0223-0021.1 480186	Ø 230,0 x 50 / 231
1.4 (L08)	55	03/05→10/10					
1.4 (L08)	66	03/05→10/10					
1.6 (L08)	77	03/05→10/10					
1.7 CDTi (L08)	74	03/05→10/10					
1.7 CDTi (L08)	59	03/05→10/10					
<b> Bremsbackensatz</b>							
1.2 (L08)	59	08/05→10/10	➡	→ 07/06		03.0137-0424.2 650424	Ø 230 x 42 + HEB
1.4 (L08)	55	03/05→10/10				03.0520-8720.3 698720	Ø 230 x 42 Ø 20,64 + RZ / + Zub TopKit
1.4 (L08)	66	03/05→10/10					
1.6 (L08)	77	03/05→10/10					
1.7 CDTi (L08)	74	03/05→10/10	➡	08/06→		03.0137-0520.2 650520	AP Ø 230 x 43 + HEB
1.7 CDTi (L08)	59	03/05→10/10				03.0520-8319.3 698319	AP Ø 230 x 43 Ø 19,05 + RZ / + Zub TopKit
<b> Seilzug, Feststellbremse</b>							
1.2 (L08)	59	08/05→10/10	➡	⏴; → 07/06; Trommelbremse	2	24.3727-0746.2 580746	L= 182 + Zub
1.4 (L08)	55	03/05→10/10	➡	⏴; 08/06→; Trommelbremse	1	24.3727-0770.2 580770	L= 1.295 L2= 1.328 + Zub
1.4 (L08)	66	03/05→10/10					
1.6 (L08)	77	03/05→10/10	➡	⏴; → 07/06; Trommelbremse	1	24.3727-0770.2 580770	L= 1.295 L2= 1.328 + Zub
1.7 CDTi (L08)	74	03/05→10/10	➡	⏴; Scheibenbremse	1	24.3727-0775.2 580775	L= 1.647 L2= 1.665
1.7 CDTi (L08)	59	03/05→10/10					
1.3 CDTi (L08)	66	04/05→10/10	➡	⏴; 08/05→; Scheibenbremse	1	24.3727-0775.2 580775	L= 1.647 L2= 1.665
1.6 (L08)	85	12/06→10/10	➡	⏴; 01/07→; Scheibenbremse	1	24.3727-0775.2 580775	L= 1.647 L2= 1.665
1.6 Turbo (L08)	132	02/07→10/10	➡	⏴; Scheibenbremse	1	24.3727-0775.2 580775	L= 1.647 L2= 1.665
1.8 (L08)	92	03/05→10/10					
1.8 (L08)	103	01/06→10/10					
1.9 CDTi (L08)	110	03/05→10/10					
1.9 CDTi (L08)	74	01/06→10/10					
1.9 CDTi (L08)	88	09/05→10/10					
1.9 CDTi 16V (L08)	88	03/05→10/10					
2.0 Turbo (L08)	125	03/05→10/10					
2.0 Turbo (L08)	147	03/05→10/10					
2.0 Turbo (L08)	177	08/05→10/10					
1.7 CDTi (L08)	81	02/07→10/10	➡	⏴; 04/07→; Scheibenbremse	1	24.3727-0775.2 580775	L= 1.647 L2= 1.665
1.7 CDTi (L08)	92	02/07→10/10					
<b>OPEL - ASTRA H Kasten (L70) 02/04→12/13</b>							
<b> Radbremszylinder</b>							
1.7 CDTi (L70)	74	03/04→10/10	➡	08/06→		24.3219-1755.3 020508	Ø 19,05 ALU
			➡	08/04→ 07/06		24.3220-1719.3 020448	Ø 20,64 ALU
<b>Zubehörsatz, Bremsbacken</b>							
1.7 CDTi (L70)	74	03/04→10/10	➡	08/04→ 07/06		03.0137-9215.2 669215	
			➡	08/06→		03.0137-9309.2 669309	AP
<b> Bremstrommel</b>							
1.7 CDTi (L70)	74	03/04→10/10	➡	08/04→		24.0223-0021.1 480186	Ø 230,0 x 50 / 231
<b> Bremsbackensatz</b>							
1.7 CDTi (L70)	74	03/04→10/10	➡	08/04→ 07/06		03.0137-0424.2 650424	Ø 230 x 42 + HEB
						03.0520-8720.3 698720	Ø 230 x 42 Ø 20,64 + RZ / + Zub TopKit
			➡	08/06→		03.0137-0520.2 650520	AP Ø 230 x 43 + HEB
						03.0520-8319.3 698319	AP Ø 230 x 43 Ø 19,05 + RZ / + Zub TopKit
<b> Seilzug, Feststellbremse</b>							
1.3 CDTi (L70)	66	08/05→10/10	➡	⏴; Scheibenbremse	1	24.3727-0785.2 580785	L= 1.735 L2= 1.760 + Zub
1.9 CDTi (L70)	88	09/05→10/10					
1.9 CDTi (L70)	110	09/04→10/10					
1.9 CDTi 16V (L70)	88	08/04→10/10					
1.7 CDTi (L70)	74	03/04→10/10	➡	⏴; 08/04→; Trommelbremse	2	24.3727-0746.2 580746	L= 182 + Zub
↓							













	kw				!#		
<b>OPEL - ASTRA H Kasten (L70) 02/04→12/13</b>							
 <b>Seilzug, Feststellbremse</b>							
1.7 CDTi (L70)	74	03/04→10/10	➡	⬇; 08/04→; Trommelbremse	1	24.3727-0770.2 580770	L= 1.295 L2= 1.328 + Zub
			➡	⬇; 08/04→; Scheibenbremse	1	24.3727-0785.2 580785	L= 1.735 L2= 1.760 + Zub
1.7 CDTi (L70)	81	02/07→10/10	➡	⬇; 04/07→; Scheibenbremse	1	24.3727-0785.2 580785	L= 1.735 L2= 1.760 + Zub
1.7 CDTi (L70)	92	02/07→10/10					
<b>OPEL - ASTRA H Stufenheck (A04) 02/07→05/14</b>							
 <b>Radbremszylinder</b>							
1.7 CDTi (L69)	74	02/07→10/10	➡			24.3219-1755.3 020508	Ø 19,05 ALU
<b>Zubehörsatz, Bremsbacken</b>							
1.7 CDTi (L69)	74	02/07→10/10	➡			03.0137-9309.2 669309	AP
 <b>Bremstrommel</b>							
1.7 CDTi (L69)	74	02/07→10/10	➡			24.0223-0021.1 480186	Ø 230,0 x 50 / 231
 <b>Bremsbackensatz</b>							
1.7 CDTi (L69)	74	02/07→10/10	➡			03.0137-0520.2 650520 03.0520-8319.3 698319	AP Ø 230 x 43 + HEB AP Ø 230 x 43 Ø 19,05 + RZ / + Zub TopKit
 <b>Seilzug, Feststellbremse</b>							
1.3 CDTi (L69)	66	02/07→10/10	➡	⬇; Scheibenbremse	1	24.3727-0775.2 580775	L= 1.647 L2= 1.665
1.8 (L69)	103	02/07→10/10					
1.6 (L69)	85	02/07→05/14	➡	⬇; → 11/10; Scheibenbremse	1	24.3727-0775.2 580775	L= 1.647 L2= 1.665
1.7 CDTi (L69)	74	02/07→10/10	➡	⬇; Trommelbremse	1	24.3727-0770.2 580770	L= 1.295 L2= 1.328 + Zub
			➡	⬇; Scheibenbremse	1	24.3727-0775.2 580775	L= 1.647 L2= 1.665
1.7 CDTi (L69)	81	02/07→05/14	➡	⬇; 04/07→ 11/10; Scheibenbremse	1	24.3727-0775.2 580775	L= 1.647 L2= 1.665
<b>OPEL - ASTRA H TwinTop (A04) 09/05→10/10</b>							
 <b>Seilzug, Feststellbremse</b>							
1.6 (L67)	77	09/05→10/10	➡	⬇; 03/06→; Scheibenbremse	1	24.3727-0775.2 580775	L= 1.647 L2= 1.665
1.8 (L67)	92	09/05→10/10					
1.8 (L67)	103	09/05→10/10					
1.9 CDTi (L67)	110	09/05→10/10					
2.0 Turbo (L67)	125	09/05→10/10					
2.0 Turbo (L67)	147	09/05→10/10					
1.6 (L67)	85	12/06→10/10	➡	⬇; Scheibenbremse	1	24.3727-0775.2 580775	L= 1.647 L2= 1.665
1.6 Turbo (L67)	132	02/07→10/10					
<b>OPEL - ASTRA J (P10) 09/09→10/15</b>							
 <b>Seilzug, Feststellbremse</b>							
1.3 CDTi (68)	70	12/09→10/15	➡	☐; - eFSB		24.3727-0794.2 580794	L= 1.812
1.4 (68)	64	12/09→10/15					
1.4 (68)	74	12/09→10/15	➡	☐; - eFSB		24.3727-0795.2 580795	L= 1.814
1.4 LPG (68)	103	01/12→10/15	➡	⬇; - eFSB	1	24.3727-0798.2 580798	L= 1.798
1.4 Turbo (68)	103	12/09→10/15					
1.6 (68)	85	12/09→10/15					
1.6 CDTi (68)	81	02/14→10/15					
1.6 CDTi (68)	100	11/13→10/15					
1.6 SIDI (68)	125	12/12→10/15					
1.6 Turbo (68)	132	12/09→10/15					
1.7 CDTi (68)	74	10/10→10/15					
1.7 CDTi (68)	81	09/09→10/15					
1.7 CDTi (68)	92	12/09→10/15					
1.7 CDTi (68)	96	07/11→10/15					
2.0 BiTurbo CDTi (68)	143	09/12→10/15					
2.0 CDTi (68)	118	09/09→10/15					
2.0 CDTi (68)	121	06/11→10/15					
1.4 Turbo (68)	88	10/10→10/15	➡	☐; 11/10→; - eFSB		24.3727-0794.2 580794	L= 1.812
			➡	☐; 11/10→; - eFSB		24.3727-0795.2 580795	L= 1.814
			➡	⬇; 11/10→; - eFSB	1	24.3727-0798.2 580798	L= 1.798
<b>OPEL - ASTRA J Caravan (P10) 10/10→10/15</b>							
 <b>Seilzug, Feststellbremse</b>							
1.3 CDTi (35)	70	10/10→10/14	➡	☐; 11/10→; - eFSB		24.3727-0794.2 580794	L= 1.812
1.4 (35)	64	10/10→10/15					
1.4 (35)	74	10/10→10/15	➡	☐; 11/10→; - eFSB		24.3727-0795.2 580795	L= 1.814
1.4 Turbo (35)	88	10/10→10/15	➡	⬇; 11/10→; - eFSB	1	24.3727-0798.2 580798	L= 1.798
1.4 Turbo (35)	103	10/10→10/15					












	kw				!#		
<b>OPEL - ASTRA J Caravan (P10) 10/10→10/15</b>							
 <b>Seilzug, Feststellbremse</b>							
1.6 (35)	85	10/10→10/15	➡	☐; 11/10→; - eFSB		24.3727-0794.2 580794	L= 1.812
1.6 Turbo (35)	132	10/10→10/15	➡	☐; 11/10→; - eFSB		24.3727-0795.2 580795	L= 1.814
1.7 CDTi (35)	74	10/10→10/15	➡	☐; 11/10→; - eFSB		24.3727-0795.2 580795	L= 1.814
1.7 CDTi (35)	81	10/10→10/15	➡	☐; 11/10→; - eFSB		24.3727-0795.2 580795	L= 1.814
1.7 CDTi (35)	92	10/10→10/15	➡	☐; 11/10→; - eFSB	1	24.3727-0798.2 580798	L= 1.798
1.7 CDTi (35)	96	10/10→10/15	➡	☐; 11/10→; - eFSB		24.3727-0795.2 580795	L= 1.814
2.0 CDTi (35)	118	10/10→10/15	➡	☐; 11/10→; - eFSB		24.3727-0795.2 580795	L= 1.814
1.4 LPG (35)	103	12/11→10/15	➡	☐; - eFSB		24.3727-0794.2 580794	L= 1.812
1.6 CDTi (35)	81	02/14→10/15	➡	☐; - eFSB		24.3727-0795.2 580795	L= 1.814
1.6 CDTi (35)	100	11/13→10/15	➡	☐; - eFSB		24.3727-0795.2 580795	L= 1.814
1.6 LPG (35)	84	10/12→10/15	➡	☐; - eFSB		24.3727-0795.2 580795	L= 1.814
1.6 SIDI (35)	125	12/12→10/15	➡	☐; - eFSB	1	24.3727-0798.2 580798	L= 1.798
2.0 BiTurbo CDTi (35)	143	09/12→10/15	➡	☐; - eFSB		24.3727-0795.2 580795	L= 1.814
2.0 CDTi (35)	96	01/14→10/15	➡	☐; - eFSB		24.3727-0795.2 580795	L= 1.814
2.0 CDTi (35)	121	08/11→10/15	➡	☐; - eFSB		24.3727-0795.2 580795	L= 1.814
<b>OPEL - ASTRA J GTC 10/11→</b>							
 <b>Seilzug, Feststellbremse</b>							
1.4 (08)	74	10/11→10/15	➡	☐; - eFSB		24.3727-0794.2 580794	L= 1.812
1.4 (08)	88	10/11→	➡	☐; - eFSB		24.3727-0795.2 580795	L= 1.814
1.4 (08)	103	10/11→	➡	☐; - eFSB		24.3727-0795.2 580795	L= 1.814
1.6 (08)	132	10/11→	➡	☐; - eFSB		24.3727-0795.2 580795	L= 1.814
1.6 CDTi (08)	81	07/14→	➡	☐; - eFSB	1	24.3727-0798.2 580798	L= 1.798
1.6 CDTi (08)	100	07/14→	➡	☐; - eFSB		24.3727-0795.2 580795	L= 1.814
1.6 SIDI (08)	125	12/12→	➡	☐; - eFSB		24.3727-0795.2 580795	L= 1.814
1.6 SIDI (08)	147	07/13→	➡	☐; - eFSB		24.3727-0795.2 580795	L= 1.814
1.7 CDTi (08)	81	10/11→10/15	➡	☐; - eFSB		24.3727-0795.2 580795	L= 1.814
1.7 CDTi (08)	96	10/11→10/15	➡	☐; - eFSB		24.3727-0795.2 580795	L= 1.814
1.8 (08)	103	10/11→10/15	➡	☐; - eFSB		24.3727-0795.2 580795	L= 1.814
2.0 CDTi (08)	121	10/11→10/15	➡	☐; - eFSB		24.3727-0795.2 580795	L= 1.814
2.0 BiTurbo CDTi (08)	143	10/12→10/15	➡	☐; 12/12→; - eFSB		24.3727-0794.2 580794	L= 1.812
			➡	☐; 12/12→; - eFSB		24.3727-0795.2 580795	L= 1.814
			➡	☐; 12/12→; - eFSB	1	24.3727-0798.2 580798	L= 1.798
<b>OPEL - ASTRA J Stufenheck 06/12→</b>							
 <b>Seilzug, Feststellbremse</b>							
1.3 CDTi (69)	70	06/12→10/15	➡	☐; - eFSB		24.3727-0794.2 580794	L= 1.812
1.4 (69)	74	06/12→10/15	➡	☐; - eFSB		24.3727-0795.2 580795	L= 1.814
1.4 LPG (69)	103	07/14→	➡	☐; - eFSB		24.3727-0795.2 580795	L= 1.814
1.4 Turbo (69)	88	06/12→10/15	➡	☐; - eFSB		24.3727-0795.2 580795	L= 1.814
1.4 Turbo (69)	103	06/12→	➡	☐; - eFSB	1	24.3727-0798.2 580798	L= 1.798
1.6 (69)	85	06/12→	➡	☐; - eFSB		24.3727-0795.2 580795	L= 1.814
1.6 CDTi (69)	81	04/14→	➡	☐; - eFSB		24.3727-0795.2 580795	L= 1.814
1.6 CDTi (69)	100	01/14→	➡	☐; - eFSB		24.3727-0795.2 580795	L= 1.814
1.6 SIDI (69)	125	12/12→10/16	➡	☐; - eFSB		24.3727-0795.2 580795	L= 1.814
1.6 Turbo (69)	132	06/12→10/13	➡	☐; - eFSB		24.3727-0795.2 580795	L= 1.814
1.7 CDTi (69)	81	06/12→10/15	➡	☐; - eFSB		24.3727-0795.2 580795	L= 1.814
1.7 CDTi (69)	96	06/12→10/15	➡	☐; - eFSB		24.3727-0795.2 580795	L= 1.814
<b>OPEL - CALIBRA A (C89) 08/89→07/97</b>							
 <b>Bremsbackensatz, Feststellbremse</b>							
2.0 i (M07)	85	08/89→12/96	➡			03.0137-0172.2 650172	Ø 160 x 25
2.0 i 16V (M07)	100	02/94→07/97	➡			03.0137-0172.2 650172	Ø 160 x 25
2.0 i 16V 4x4 (M07)	100	02/94→07/97	➡			03.0137-0172.2 650172	Ø 160 x 25
2.0 i 4x4 (M07)	85	06/90→07/97	➡			03.0137-0172.2 650172	Ø 160 x 25
2.0 i Turbo 4x4 (M07)	150	08/91→07/97	➡			03.0137-0172.2 650172	Ø 160 x 25
2.5 i V6 (M07)	125	04/93→07/97	➡			03.0137-0172.2 650172	Ø 160 x 25
<b>Zubehörsatz, Feststellbremsbacken</b>							
2.0 i (M07)	85	08/89→12/96	➡			03.0137-9092.2 669092	
2.0 i 16V (M07)	100	02/94→07/97	➡			03.0137-9092.2 669092	
2.0 i 16V 4x4 (M07)	100	02/94→07/97	➡			03.0137-9092.2 669092	
2.0 i 4x4 (M07)	85	06/90→07/97	➡			03.0137-9092.2 669092	
2.0 i Turbo 4x4 (M07)	150	08/91→07/97	➡			03.0137-9092.2 669092	
2.5 i V6 (M07)	125	04/93→07/97	➡			03.0137-9243.2 669243	
 <b>Seilzug, Feststellbremse</b>							
2.0 i (M07)	85	08/89→12/96	➡	☐; Scheibenbremse	1	24.3727-0736.2 580736	L= 1.365 L2= 1.498 + Zub
2.0 i 16V (M07)	100	02/94→07/97	➡	☐; Scheibenbremse		24.3727-0736.2 580736	L= 1.365 L2= 1.498 + Zub
2.0 i 16V 4x4 (M07)	100	02/94→07/97	➡	☐; Scheibenbremse		24.3727-0736.2 580736	L= 1.365 L2= 1.498 + Zub
2.0 i 4x4 (M07)	85	06/90→07/97	➡	☐; Scheibenbremse		24.3727-0736.2 580736	L= 1.365 L2= 1.498 + Zub
2.0 i Turbo 4x4 (M07)	150	08/91→07/97	➡	☐; Scheibenbremse		24.3727-0736.2 580736	L= 1.365 L2= 1.498 + Zub
2.5 i V6 (M07)	125	04/93→07/97	➡	☐; Scheibenbremse		24.3727-0736.2 580736	L= 1.365 L2= 1.498 + Zub









	kw				!#		
<b>OPEL - CAMPO (TF0, TF1) 08/87→06/02</b>							
 <b>Radbremszylinder</b>							
2.2 D (TFR52)	39	08/91→09/96	➡	01/92→ 08/96		<b>24.3225-1702.3 020425</b>	Ø 25,4 GG
2.2 D 4x4 (TFS52)	39	08/91→09/96	➡	→ 08/96		<b>24.3225-1702.3 020425</b>	Ø 25,4 GG
2.3 (TFR16)	72	08/94→09/96					
2.3 4x4 (TFS16)	72	08/94→09/96					
2.5 TD (TFR54)	56	07/94→06/01					
2.5 TD 4x4 (TFS54)	56	07/94→06/01					
2.5 DTI	74	07/01→12/01	➡			<b>24.3225-1702.3 020425</b>	Ø 25,4 GG
2.5 DTI 4x4	74	07/01→12/01					
3.1 TD (TFR69)	80	12/92→06/01	➡	→ 08/96		<b>24.3225-1702.3 020425</b>	Ø 25,4 GG
3.1 TD 4x4 (TFS69)	80	12/92→06/01	➡	09/96→		<b>24.3225-1702.3 020425</b>	Ø 25,4 GG
 <b>Bremsbackensatz</b>							
2.5 DTI 4x4	74	07/01→12/01	➡			<b>03.0137-0445.2 650445</b>	Ø 294 x 47 - HEB
3.1 TD 4x4 (TFS69)	80	12/92→06/01	➡	09/96→		<b>03.0137-0445.2 650445</b>	Ø 294 x 47 - HEB
<b>OPEL - COMBO (71_) 07/94→10/01</b>							
 <b>Radbremszylinder</b>							
1.2	33	07/94→10/01	➡	→ 09/00		<b>24.3219-1111.3 020194</b>	TRW Ø 19,05 GG
1.4	44	07/94→10/01					
1.4	60	07/94→10/01					
1.7 D	44	07/94→10/01					
1.4 16V	66	08/99→10/01	➡	10/01→		<b>24.3219-1715.3 020122</b>	Ø 19,05 ALU
<b>Zubehörsatz, Bremsbacken</b>							
1.2	33	07/94→10/01	➡	→ 09/00		<b>03.0137-9053.2 669053</b>	TRW
1.4	44	07/94→10/01					
1.4	60	07/94→10/01					
1.7 D	44	07/94→10/01					
1.4 16V	66	08/99→10/01	➡	10/01→		<b>03.0137-9215.2 669215</b>	
 <b>Bremstrommel</b>							
1.2	33	07/94→10/01	➡	→ 09/00		<b>24.0223-0008.2 480038</b>	Ø 230,0 x 60 / 231
1.4	44	07/94→10/01					
1.4	60	07/94→10/01					
1.7 D	44	07/94→10/01					
1.4 16V	66	08/99→10/01	➡	10/01→; → 36999999		<b>24.0223-0013.2 480061</b>	Ø 230,0 x 50 / 231
			➡	43000001→		<b>24.0223-0021.1 480186</b>	Ø 230,0 x 50 / 231
 <b>Bremsbackensatz</b>							
1.2	33	07/94→10/01	➡	→ 09/00		<b>03.0137-0167.2 650167</b>	TRW Ø 230 x 51 + HEB
1.4	44	07/94→10/01				<b>03.0520-5819.3 695819</b>	TRW Ø 230 x 51 Ø 19,05 + RZ / + Zub TopKit
1.4	60	07/94→10/01					
1.7 D	44	07/94→10/01					
1.4 16V	66	08/99→10/01	➡	10/01→		<b>03.0137-0424.2 650424</b> <b>03.0520-6019.3 696019</b>	Ø 230 x 42 + HEB Ø 230 x 42 Ø 19,05 + RZ / + Zub TopKit
 <b>Seilzug, Feststellbremse</b>							
1.2	33	07/94→10/01	➡	☒; → 09/00; Trommelbremse	1	<b>24.3727-0759.2 580759</b>	L= 1.659 L2= 1.521
1.4	44	07/94→10/01					
1.4	60	07/94→10/01					
1.7 D	44	07/94→10/01					
1.4 16V	66	08/99→10/01	←	☒; 10/01→	1	<b>24.3727-0767.2 580767</b>	L= 445
			➡	☒; 10/01→	2	<b>24.3727-0746.2 580746</b>	L= 182 + Zub
			➡	☒; 10/01→; Trommelbremse	1	<b>24.3727-0761.2 580761</b>	L= 1.235 L2= 1.235
<b>OPEL - COMBO Combi / Tour (X12) 02/12→</b>							
 <b>Radbremszylinder</b>							
1.3 CDTI (C26, D26, E26, C05)	66	02/12→	➡	kurzer Radstand		<b>24.3220-1728.3 020509</b>	Ø 20,64 ALU
1.6 CDTI (C26, D26, E26, C05)	66	02/12→	➡	für erhöhte Nutzlast		<b>24.3225-1704.3 020541</b>	Ø 25,4 ALU
1.6 CDTI (C26, D26, E26, C05)	70	03/15→					
1.6 CDTI (C26, D26, E26, C05)	77	02/12→					
1.6 CDTI (C26, D26, E26, C05)	88	03/15→					
1.4 (C26, D26, E26, C06) ↓	70	02/12→	➡			<b>24.3225-1704.3 020541</b>	Ø 25,4 ALU




























	kw				! #		
<b>OPEL - COMBO Combi / Tour (X12) 02/12→</b>							
 <b>Radbremszylinder</b>							
1.4 (C26, D26, E26, C06)	88	02/12→	➔			24.3225-1704.3 020541	Ø 25,4 ALU
1.4 CNG (C26, D26, E26, C05)	88	02/12→					
2.0 CDTI (C26, D26, E26, C05)	99	02/12→					
<b>Zubehörsatz, Bremsbacken</b>							
1.3 CDTI (C26, D26, E26, C05)	66	02/12→	➔	kurzer Radstand		03.0137-9296.2 669296	
1.6 CDTI (C26, D26, E26, C05)	66	02/12→	➔	langer Radstand		03.0137-9309.2 669309	AP
1.6 CDTI (C26, D26, E26, C05)	70	03/15→					
1.6 CDTI (C26, D26, E26, C05)	77	02/12→					
1.6 CDTI (C26, D26, E26, C05)	88	03/15→					
1.4 (C26, D26, E26, C06)	70	02/12→	➔			03.0137-9309.2 669309	AP
1.4 (C26, D26, E26, C06)	88	02/12→					
1.4 CNG (C26, D26, E26, C05)	88	02/12→					
2.0 CDTI (C26, D26, E26, C05)	99	02/12→					
 <b>Bremsbackensatz</b>							
1.3 CDTI (C26, D26, E26, C05)	66	02/12→	➔	kurzer Radstand		03.0137-0457.2 650457	AP Ø 228 x 42 + HEB
1.6 CDTI (C26, D26, E26, C05)	66	02/12→	➔	langer Radstand		03.0137-0505.2 650505	AP Ø 254 x 57 + HEB
1.6 CDTI (C26, D26, E26, C05)	70	03/15→					
1.6 CDTI (C26, D26, E26, C05)	77	02/12→					
1.6 CDTI (C26, D26, E26, C05)	88	03/15→					
1.4 (C26, D26, E26, C06)	70	02/12→	➔			03.0137-0505.2 650505	AP Ø 254 x 57 + HEB
1.4 (C26, D26, E26, C06)	88	02/12→					
1.4 CNG (C26, D26, E26, C05)	88	02/12→					
2.0 CDTI (C26, D26, E26, C05)	99	02/12→					
<b>OPEL - COMBO Kasten/Kombi 10/01→</b>							
 <b>Radbremszylinder</b>							
1.3 CDTI 16V	51	08/05→	➔	→ 10/11		24.3219-1715.3 020122	Ø 19,05 ALU
1.3 CDTI 16V	55	10/05→12/12					
1.4 16V	66	08/05→					
1.6	64	10/01→					
1.6 CNG 16V	69	06/06→					
1.6 CNG 16V	71	04/05→					
1.7 CDTI 16V	74	12/04→					
1.7 DI 16V	48	10/01→					
1.7 DTI 16V	55	10/01→					
<b>Zubehörsatz, Bremsbacken</b>							
1.3 CDTI 16V	51	08/05→	➔	→ 10/11		03.0137-9215.2 669215	
1.3 CDTI 16V	55	10/05→12/12					
1.4 16V	66	08/05→					
1.6	64	10/01→					
1.6 CNG 16V	69	06/06→					
1.6 CNG 16V	71	04/05→					
1.7 CDTI 16V	74	12/04→					
1.7 DI 16V	48	10/01→					
1.7 DTI 16V	55	10/01→					
 <b>Bremstrommel</b>							
1.3 CDTI 16V	51	08/05→	➔	→ 36999999		24.0223-0013.2 480061	Ø 230,0 x 50 / 231
1.3 CDTI 16V	55	10/05→12/12	➔				
1.4 16V	66	08/05→	➔	43000001→; → 10/11		24.0223-0021.1 480186	Ø 230,0 x 50 / 231
1.6	64	10/01→					
1.6 CNG 16V	69	06/06→					
1.6 CNG 16V	71	04/05→					
1.7 CDTI 16V	74	12/04→					
1.7 DI 16V	48	10/01→					
1.7 DTI 16V	55	10/01→					
↓							

	kw				!#		
<b>OPEL - COMBO Kasten/Kombi 10/01→</b>							
 <b>Bremsbackensatz</b>							
1.3 CDTI 16V	51	08/05→	➔	→ 10/11		03.0137-0424.2 650424	Ø 230 x 42 + HEB
1.3 CDTI 16V	55	10/05→12/12				03.0520-6019.3 696019	Ø 230 x 42 Ø 19,05 + RZ / + Zub
1.4 16V	66	08/05→					TopKit
1.6	64	10/01→					
1.6 CNG 16V	69	06/06→					
1.6 CNG 16V	71	04/05→					
1.7 CDTI 16V	74	12/04→					
1.7 DI 16V	48	10/01→					
1.7 DTI 16V	55	10/01→					
 <b>Seilzug, Feststellbremse</b>							
1.3 CDTI 16V	51	08/05→	←	↑; → 10/11	1	24.3727-0767.2 580767	L= 445
1.3 CDTI 16V	55	10/05→12/12	➔	↓; → 10/11	2	24.3727-0746.2 580746	L= 182 + Zub
1.4 16V	66	08/05→					
1.6	64	10/01→	➔	↓; → 10/11; Trommelbremse	1	24.3727-0761.2 580761	L= 1.235 L2= 1.235
1.6 CNG 16V	69	06/06→					
1.6 CNG 16V	71	04/05→					
1.7 CDTI 16V	74	12/04→					
1.7 DI 16V	48	10/01→					
1.7 DTI 16V	55	10/01→					
<b>OPEL - COMBO Kasten/Kombi (X12) 02/12→</b>							
 <b>Radbremszylinder</b>							
1.3 CDTI (B05)	55	02/12→	➔	03/15→; kurzer Radstand		24.3220-1728.3 020509	Ø 20,64 ALU
			➔	03/15→; für erhöhte Nutzlast		24.3225-1704.3 020541	Ø 25,4 ALU
1.3 CDTI (B05)	66	02/12→	➔	kurzer Radstand		24.3220-1728.3 020509	Ø 20,64 ALU
1.3 CDTI (B05)	70	03/16→					
1.6 CDTI (B05)	66	02/12→	➔	für erhöhte Nutzlast		24.3225-1704.3 020541	Ø 25,4 ALU
1.6 CDTI (B05)	74	02/12→					
1.6 CDTI (B05)	77	02/12→					
1.6 CDTI (B05)	88	04/15→					
1.4 (B05)	70	02/12→	➔			24.3225-1704.3 020541	Ø 25,4 ALU
1.4 (B05)	88	02/12→					
1.4 CNG (B05)	88	02/12→					
2.0 CDTI (B05)	99	02/12→					
<b>Zubehörsatz, Bremsbacken</b>							
1.3 CDTI (B05)	55	02/12→	➔	03/15→; kurzer Radstand		03.0137-9296.2 669296	
			➔	03/15→; langer Radstand		03.0137-9309.2 669309	AP
1.3 CDTI (B05)	66	02/12→	➔	kurzer Radstand		03.0137-9296.2 669296	
1.3 CDTI (B05)	70	03/16→					
1.6 CDTI (B05)	66	02/12→	➔	langer Radstand		03.0137-9309.2 669309	AP
1.6 CDTI (B05)	74	02/12→					
1.6 CDTI (B05)	77	02/12→					
1.6 CDTI (B05)	88	04/15→					
1.4 (B05)	70	02/12→	➔			03.0137-9309.2 669309	AP
1.4 (B05)	88	02/12→					
1.4 CNG (B05)	88	02/12→					
2.0 CDTI (B05)	99	02/12→					
 <b>Bremsbackensatz</b>							
1.3 CDTI (B05)	55	02/12→	➔	03/15→; kurzer Radstand		03.0137-0457.2 650457	AP Ø 228 x 42 + HEB
			➔	03/15→; langer Radstand		03.0137-0505.2 650505	AP Ø 254 x 57 + HEB
1.3 CDTI (B05)	66	02/12→	➔	kurzer Radstand		03.0137-0457.2 650457	AP Ø 228 x 42 + HEB
1.3 CDTI (B05)	70	03/16→					
1.6 CDTI (B05)	66	02/12→	➔	langer Radstand		03.0137-0505.2 650505	AP Ø 254 x 57 + HEB
1.6 CDTI (B05)	74	02/12→					
1.6 CDTI (B05)	77	02/12→					
1.6 CDTI (B05)	88	04/15→					
1.4 (B05)	70	02/12→	➔			03.0137-0505.2 650505	AP Ø 254 x 57 + HEB
1.4 (B05)	88	02/12→					
1.4 CNG (B05)	88	02/12→					
2.0 CDTI (B05)	99	02/12→					
<b>OPEL - COMBO Pritsche/Fahrgestell (X12) 08/12→</b>							
 <b>Radbremszylinder</b>							
2.0 CDTI	99	08/12→	➔			24.3225-1704.3 020541	Ø 25,4 ALU
<b>Zubehörsatz, Bremsbacken</b>							
2.0 CDTI	99	08/12→	➔			03.0137-9309.2 669309	AP
 <b>Bremsbackensatz</b>							
2.0 CDTI	99	08/12→	➔			03.0137-0505.2 650505	AP Ø 254 x 57 + HEB











	kw				!#		
<b>OPEL - COMBO Tour 10/01→12/11</b>							
 <b>Radbremszylinder</b>							
1.3 CDTI 16V 1.6 1.6 CNG 1.7 DI 16V 1.7 DTI 16V	51 64 71 48 55	06/04→01/11 10/01→09/06 04/05→01/11 10/01→06/04 10/01→06/04	➔			24.3219-1715.3 020122	Ø 19,05 ALU
1.3 CDTI 16V 1.4 1.6 CNG 1.7 CDTI 16V	55 66 69 74	10/05→12/11 10/04→12/11 06/06→12/11 07/04→12/11	➔	→ 10/11		24.3219-1715.3 020122	Ø 19,05 ALU
<b>Zubehörsatz, Bremsbacken</b>							
1.3 CDTI 16V 1.6 1.6 CNG 1.7 DI 16V 1.7 DTI 16V	51 64 71 48 55	06/04→01/11 10/01→09/06 04/05→01/11 10/01→06/04 10/01→06/04	➔			03.0137-9215.2 669215	
1.3 CDTI 16V 1.4 1.6 CNG 1.7 CDTI 16V	55 66 69 74	10/05→12/11 10/04→12/11 06/06→12/11 07/04→12/11	➔	→ 10/11		03.0137-9215.2 669215	
 <b>Bremstrommel</b>							
1.3 CDTI 16V 1.6 1.6 CNG 1.7 DI 16V 1.7 DTI 16V	51 64 71 48 55	06/04→01/11 10/01→09/06 04/05→01/11 10/01→06/04 10/01→06/04	➔	→ 36999999		24.0223-0013.2 480061	Ø 230,0 x 50 / 231
1.3 CDTI 16V 1.4 1.6 CNG 1.7 CDTI 16V	55 66 69 74	10/05→12/11 10/04→12/11 06/06→12/11 07/04→12/11	➔	→ 36999999		24.0223-0013.2 480061	Ø 230,0 x 50 / 231
1.6 1.7 DI 16V 1.7 DTI 16V	71 48 55	04/05→01/11 10/01→06/04 10/01→06/04	➔	43000001→		24.0223-0021.1 480186	Ø 230,0 x 50 / 231
1.6 CNG 1.7 CDTI 16V	71 74	04/05→01/11 07/04→12/11	➔	43000001→; → 10/11		24.0223-0021.1 480186	Ø 230,0 x 50 / 231
 <b>Bremsbackensatz</b>							
1.3 CDTI 16V 1.6 1.6 CNG 1.7 DI 16V 1.7 DTI 16V	51 64 71 48 55	06/04→01/11 10/01→09/06 04/05→01/11 10/01→06/04 10/01→06/04	➔			03.0137-0424.2 650424 03.0520-6019.3 696019	Ø 230 x 42 + HEB Ø 230 x 42 Ø 19,05 + RZ / + Zub TopKit
1.3 CDTI 16V 1.4 1.6 CNG 1.7 CDTI 16V	55 66 69 74	10/05→12/11 10/04→12/11 06/06→12/11 07/04→12/11	➔	→ 10/11		03.0137-0424.2 650424 03.0520-6019.3 696019	Ø 230 x 42 + HEB Ø 230 x 42 Ø 19,05 + RZ / + Zub TopKit
 <b>Seilzug, Feststellbremse</b>							
1.3 CDTI 16V 1.6 1.6 CNG 1.7 DI 16V 1.7 DTI 16V	51 64 71 48 55	06/04→01/11 10/01→09/06 04/05→01/11 10/01→06/04 10/01→06/04	➔	⬆	1	24.3727-0767.2 580767	L= 445
1.3 CDTI 16V 1.4 1.6 CNG 1.7 CDTI 16V	55 66 69 74	10/05→12/11 10/04→12/11 06/06→12/11 07/04→12/11	➔	⬆	1	24.3727-0767.2 580767	L= 445
1.6 1.7 DI 16V 1.7 DTI 16V	64 48 55	10/01→09/06 10/01→06/04 10/01→06/04	➔	⬇; Trommelbremse	2	24.3727-0746.2 580746	L= 182 + Zub
1.6 CNG 1.7 CDTI 16V	71 74	04/05→01/11 07/04→12/11	➔	⬇; → 10/11	2	24.3727-0746.2 580746	L= 182 + Zub
1.7 DI 16V 1.7 DTI 16V	48 55	10/01→06/04 10/01→06/04	➔	⬇; Trommelbremse	1	24.3727-0761.2 580761	L= 1.235 L2= 1.235
1.7 CDTI 16V	74	07/04→12/11	➔	⬇; → 10/11; Trommelbremse	1	24.3727-0761.2 580761	L= 1.235 L2= 1.235
<b>OPEL - CORSA B (S93) 03/93→12/02</b>							
 <b>Radbremszylinder</b>							
1.0 i 12V (F08, F68, M68) 1.2 i (F08, F68, M68) 1.4 i (F08, F68, M68) 1.4 i (F08, F68, M68) 1.4 i 16V (F08, F68, M68) 1.4 i 16V (F08, F68, M68) 1.4 Si (F08, F68, M68) 1.5 D (F08, F68, M68) 1.5 TD (F08, F68, M68) 1.6 i 16V (F08, F68, M68) 1.6 i 16V (F08, F68, M68) 1.7 D (F08, F68, M68)	40 33 40 44 63 66 60 37 49 74 78 44	11/96→09/00 03/93→09/00 03/93→09/00 03/93→09/00 08/97→09/00 09/94→09/00 03/93→09/00 03/93→09/00 03/93→09/00 08/97→09/00 09/94→09/00 02/96→09/00	➔			24.3219-1715.3 020122 24.3219-1767.3 020552	Ø 19,05 ALU Ø 19,05 GG
1.2 i 16V (F08, F68, M68)	48	03/98→09/00	➔	04/98→		24.3219-1715.3 020122 24.3219-1767.3 020552	Ø 19,05 ALU Ø 19,05 GG
1.6 GSI 16V (F08, F68, M68)	80	03/93→09/00	➔	09/93→		24.3219-1715.3 020122 24.3219-1767.3 020552	Ø 19,05 ALU Ø 19,05 GG
↓							









	kw				!#		
<b>OPEL - CORSA B (S93) 03/93→12/02</b>							
<b>Zubehörsatz, Bremsbacken</b>							
1.0 i 12V (F08, F68, M68)	40	11/96→09/00	➔			<b>03.0137-9166.2 669166</b>	
1.2 i (F08, F68, M68)	33	03/93→09/00					
1.4 i (F08, F68, M68)	40	03/93→09/00					
1.4 i (F08, F68, M68)	44	03/93→09/00					
1.4 i 16V (F08, F68, M68)	63	08/97→09/00					
1.4 i 16V (F08, F68, M68)	66	09/94→09/00					
1.4 Si (F08, F68, M68)	60	03/93→09/00					
1.5 D (F08, F68, M68)	37	03/93→09/00					
1.5 TD (F08, F68, M68)	49	03/93→09/00					
1.6 i 16V (F08, F68, M68)	74	08/97→09/00					
1.6 i 16V (F08, F68, M68)	78	09/94→09/00					
1.7 D (F08, F68, M68)	44	02/96→09/00					
1.2 i 16V (F08, F68, M68)	48	03/98→09/00	➔	04/98→		<b>03.0137-9166.2 669166</b>	
1.6 GSI 16V (F08, F68, M68)	80	03/93→09/00	➔	09/93→		<b>03.0137-9166.2 669166</b>	
<b> Bremstrommel</b>							
1.0 i 12V (F08, F68, M68)	40	11/96→09/00	➔	- ABS		<b>24.0220-0012.1 480017</b>	Ø 200,0 x 35 / 201 - RLG
1.2 i (F08, F68, M68)	33	03/93→09/00				<b>24.0220-0712.2 480208</b>	Ø 200,0 x 35 / 201 + RLG
1.4 i (F08, F68, M68)	40	03/93→09/00	➔	+ ABS		<b>24.0220-0033.2 480132</b>	Ø 200,0 x 35 / 201
1.4 i (F08, F68, M68)	44	03/93→09/00					- RLG / + ABS Ring
1.4 i 16V (F08, F68, M68)	63	08/97→09/00					
1.4 i 16V (F08, F68, M68)	66	09/94→09/00					
1.4 Si (F08, F68, M68)	60	03/93→09/00					
1.5 D (F08, F68, M68)	37	03/93→09/00					
1.5 TD (F08, F68, M68)	49	03/93→09/00					
1.6 i 16V (F08, F68, M68)	74	08/97→09/00					
1.6 i 16V (F08, F68, M68)	78	09/94→09/00					
1.7 D (F08, F68, M68)	44	02/96→09/00					
1.2 i 16V (F08, F68, M68)	48	03/98→09/00	➔	04/98→; - ABS		<b>24.0220-0012.1 480017</b>	Ø 200,0 x 35 / 201 - RLG
			➔	04/98→; + ABS		<b>24.0220-0712.2 480208</b>	Ø 200,0 x 35 / 201 + RLG
			➔	04/98→; + ABS		<b>24.0220-0033.2 480132</b>	Ø 200,0 x 35 / 201 - RLG / + ABS Ring
1.6 GSI 16V (F08, F68, M68)	80	03/93→09/00	➔	09/93→; - ABS		<b>24.0220-0012.1 480017</b>	Ø 200,0 x 35 / 201 - RLG
			➔	09/93→; + ABS		<b>24.0220-0712.2 480208</b>	Ø 200,0 x 35 / 201 + RLG
			➔	09/93→; + ABS		<b>24.0220-0033.2 480132</b>	Ø 200,0 x 35 / 201 - RLG / + ABS Ring
<b> Bremsbackensatz</b>							
1.0 i 12V (F08, F68, M68)	40	11/96→09/00	➔			<b>03.0137-0266.2 650266</b>	Ø 200 x 29 + HEB
1.2 i (F08, F68, M68)	33	03/93→09/00				<b>03.0420-1019.3 681019</b>	TRW Ø 200 x 29 Ø 19,05 + RZ / + Zub Kit
1.4 i (F08, F68, M68)	40	03/93→09/00				<b>03.0520-1019.3 691019</b>	TRW Ø 200 x 29 Ø 19,05 + RZ / + Zub TopKit
1.4 i (F08, F68, M68)	44	03/93→09/00					
1.4 i 16V (F08, F68, M68)	63	08/97→09/00					
1.4 i 16V (F08, F68, M68)	66	09/94→09/00					
1.4 Si (F08, F68, M68)	60	03/93→09/00					
1.5 D (F08, F68, M68)	37	03/93→09/00					
1.5 TD (F08, F68, M68)	49	03/93→09/00					
1.6 i 16V (F08, F68, M68)	74	08/97→09/00					
1.6 i 16V (F08, F68, M68)	78	09/94→09/00					
1.7 D (F08, F68, M68)	44	02/96→09/00					
1.2 i 16V (F08, F68, M68)	48	03/98→09/00	➔	04/98→		<b>03.0137-0266.2 650266</b>	Ø 200 x 29 + HEB
						<b>03.0420-1019.3 681019</b>	TRW Ø 200 x 29 Ø 19,05 + RZ / + Zub Kit
						<b>03.0520-1019.3 691019</b>	TRW Ø 200 x 29 Ø 19,05 + RZ / + Zub TopKit
1.6 GSI 16V (F08, F68, M68)	80	03/93→09/00	➔	09/93→		<b>03.0137-0266.2 650266</b>	Ø 200 x 29 + HEB
						<b>03.0420-1019.3 681019</b>	TRW Ø 200 x 29 Ø 19,05 + RZ / + Zub Kit
						<b>03.0520-1019.3 691019</b>	TRW Ø 200 x 29 Ø 19,05 + RZ / + Zub TopKit
↓							







	kw					
<b>OPEL - CORSA B (S93) 03/93→12/02</b>						
 <b>Seilzug, Feststellbremse</b>						
1.0 i 12V (F08, F68, M68)	40	11/96→09/00	➔	<input type="checkbox"/> ; Trommelbremse	24.3727-0743.2 580743	L= 1.373 + Zub
1.2 i (F08, F68, M68)	33	03/93→09/00	➔	<input checked="" type="checkbox"/> ; Trommelbremse	24.3727-0744.2 580744	L= 1.078 + Zub
1.4 i (F08, F68, M68)	40	03/93→09/00				
1.4 i (F08, F68, M68)	44	03/93→09/00				
1.4 i 16V (F08, F68, M68)	63	08/97→09/00				
1.4 i 16V (F08, F68, M68)	66	09/94→09/00				
1.4 Si (F08, F68, M68)	60	03/93→09/00				
1.5 D (F08, F68, M68)	37	03/93→09/00				
1.5 TD (F08, F68, M68)	49	03/93→09/00				
1.6 i 16V (F08, F68, M68)	74	08/97→09/00				
1.6 i 16V (F08, F68, M68)	78	09/94→09/00				
1.7 D (F08, F68, M68)	44	02/96→09/00				
1.2 i 16V (F08, F68, M68)	48	03/98→09/00	➔	<input type="checkbox"/> ; 04/98→; Trommelbremse	24.3727-0743.2 580743	L= 1.373 + Zub
			➔	<input checked="" type="checkbox"/> ; 04/98→; Trommelbremse	24.3727-0744.2 580744	L= 1.078 + Zub
1.6 GSI 16V (F08, F68, M68)	80	03/93→09/00	➔	<input type="checkbox"/> ; 09/93→; Trommelbremse	24.3727-0743.2 580743	L= 1.373 + Zub
			➔	<input checked="" type="checkbox"/> ; 09/93→; Trommelbremse	24.3727-0744.2 580744	L= 1.078 + Zub
<b>OPEL - CORSA B Caravan (S93) 01/99→12/02</b>						
 <b>Radbremszylinder</b>						
1.4 i 16V (F35)	66	01/99→12/02	➔	→ 09/00	24.3219-1715.3 020122	Ø 19,05 ALU
1.7 D (F35)	44	01/99→12/02			24.3219-1767.3 020552	Ø 19,05 GG
<b>Zubehörsatz, Bremsbacken</b>						
1.4 i 16V (F35)	66	01/99→12/02	➔	→ 09/00	03.0137-9166.2 669166	
1.7 D (F35)	44	01/99→12/02				
 <b>Bremstrommel</b>						
1.4 i 16V (F35)	66	01/99→12/02	➔	→ 09/00; - ABS	24.0220-0012.1 480017	Ø 200,0 x 35 / 201 - RLG
1.7 D (F35)	44	01/99→12/02			24.0220-0712.2 480208	Ø 200,0 x 35 / 201 + RLG
			➔	→ 09/00; + ABS	24.0220-0033.2 480132	Ø 200,0 x 35 / 201 - RLG / + ABS Ring
 <b>Bremsbackensatz</b>						
1.4 i 16V (F35)	66	01/99→12/02	➔	→ 09/00	03.0137-0266.2 650266	Ø 200 x 29 + HEB
1.7 D (F35)	44	01/99→12/02			03.0420-1019.3 681019	TRW Ø 200 x 29 Ø 19,05 + RZ / + Zub Kit
					03.0520-1019.3 691019	TRW Ø 200 x 29 Ø 19,05 + RZ / + Zub TopKit
 <b>Seilzug, Feststellbremse</b>						
1.4 i 16V (F35)	66	01/99→12/02	➔	<input type="checkbox"/> ; → 09/00; Trommelbremse	24.3727-0743.2 580743	L= 1.373 + Zub
1.7 D (F35)	44	01/99→12/02	➔	<input checked="" type="checkbox"/> ; → 09/00; Trommelbremse	24.3727-0744.2 580744	L= 1.078 + Zub
<b>OPEL - CORSA B Kasten (S93) 08/99→09/00</b>						
 <b>Radbremszylinder</b>						
1.4 i (F08, W5L)	44	08/99→09/00	➔		24.3219-1715.3 020122	Ø 19,05 ALU
1.7 D (F08, W5L)	44	08/99→09/00			24.3219-1767.3 020552	Ø 19,05 GG
<b>Zubehörsatz, Bremsbacken</b>						
1.4 i (F08, W5L)	44	08/99→09/00	➔		03.0137-9166.2 669166	
1.7 D (F08, W5L)	44	08/99→09/00				
 <b>Bremstrommel</b>						
1.4 i (F08, W5L)	44	08/99→09/00	➔	- ABS	24.0220-0012.1 480017	Ø 200,0 x 35 / 201 - RLG
1.7 D (F08, W5L)	44	08/99→09/00			24.0220-0712.2 480208	Ø 200,0 x 35 / 201 + RLG
			➔	+ ABS	24.0220-0033.2 480132	Ø 200,0 x 35 / 201 - RLG / + ABS Ring
 <b>Bremsbackensatz</b>						
1.4 i (F08, W5L)	44	08/99→09/00	➔		03.0137-0266.2 650266	Ø 200 x 29 + HEB
1.7 D (F08, W5L)	44	08/99→09/00			03.0420-1019.3 681019	TRW Ø 200 x 29 Ø 19,05 + RZ / + Zub Kit
					03.0520-1019.3 691019	TRW Ø 200 x 29 Ø 19,05 + RZ / + Zub TopKit











	kw				!#		
<b>OPEL - CORSA B Kasten (S93) 08/99→09/00</b>							
 <b>Seilzug, Feststellbremse</b>							
1.4 i (F08, W5L)	44	08/99→09/00	➡	☐; Trommelbremse		24.3727-0743.2 580743	L= 1.373 + Zub
1.7 D (F08, W5L)	44	08/99→09/00	➡	☐; Trommelbremse		24.3727-0744.2 580744	L= 1.078 + Zub
<b>OPEL - CORSA C (X01) 09/00→12/09</b>							
 <b>Radbremszylinder</b>							
1.0 (F08, F68)	43	09/00→06/03	➡			24.3219-1715.3 020122	Ø 19,05 ALU
1.0 (F08, F68)	44	06/03→12/09	➡	→ 09/06		24.3219-1715.3 020122	Ø 19,05 ALU
1.2 (F08, F68)	55	09/00→12/09					
1.2 Twinport (F08, F68)	59	07/04→12/09					
1.3 CDTI (F08, F68)	51	06/03→12/09					
1.4 (F08, F68)	66	09/00→12/09					
1.4 Twinport (F08, F68)	66	06/03→12/09					
1.7 DI (F08, F68)	48	09/00→12/09					
1.7 DTI (F08, F68)	55	09/00→12/09					
1.7 CDTI (F08, F68)	74	06/03→12/09	➡	→ 09/06		24.3220-1719.3 020448	Ø 20,64 ALU
<b>Zubehörsatz, Bremsbacken</b>							
1.0 (F08, F68)	43	09/00→06/03	➡	- ABS		03.0137-9166.2 669166	
			➡	+ ABS		03.0137-9167.2 669167	
1.0 (F08, F68)	44	06/03→12/09	➡	- ABS; → 09/06		03.0137-9166.2 669166	
1.2 (F08, F68)	55	09/00→12/09					
1.2 Twinport (F08, F68)	59	07/04→12/09	➡	+ ABS; → 09/06		03.0137-9167.2 669167	
1.3 CDTI (F08, F68)	51	06/03→12/09					
1.4 (F08, F68)	66	09/00→12/09					
1.4 Twinport (F08, F68)	66	06/03→12/09					
1.7 CDTI (F08, F68)	74	06/03→12/09					
1.7 DI (F08, F68)	48	09/00→12/09					
1.7 DTI (F08, F68)	55	09/00→12/09					
 <b>Bremstrommel</b>							
1.0 (F08, F68)	43	09/00→06/03	➡	+ ABS		24.0220-0038.1 480162	Ø 200,0 x 54 / 201 - RLG / - ABS Ring
			➡			24.0220-0738.2 480214	Ø 200,0 x 54 / 201 + RLG / - ABS Ring
			➡	- ABS		24.0220-0039.1 480163	Ø 200,0 x 35 / 201 - RLG / - ABS Ring
1.0 (F08, F68)	44	06/03→12/09	➡	+ ABS; → 09/06		24.0220-0038.1 480162	Ø 200,0 x 54 / 201 - RLG / - ABS Ring
1.2 (F08, F68)	55	09/00→12/09					
1.2 Twinport (F08, F68)	59	07/04→12/09					
1.3 CDTI (F08, F68)	51	06/03→12/09					
1.4 (F08, F68)	66	09/00→12/09					
1.4 Twinport (F08, F68)	66	06/03→12/09	➡	- ABS; → 09/06		24.0220-0039.1 480163	Ø 200,0 x 35 / 201 - RLG / - ABS Ring
1.7 DI (F08, F68)	48	09/00→12/09					
1.7 DTI (F08, F68)	55	09/00→12/09					
 <b>Bremsbackensatz</b>							
1.0 (F08, F68)	43	09/00→06/03	➡	- ABS		03.0137-0395.2 650395	Ø 200 x 29 + HEB
			➡	+ ABS		03.0520-5119.3 695119	Ø 200 x 29 Ø 19,05 + RZ / + Zub TopKit
			➡	+ ABS		03.0137-0396.2 650396	Ø 200 x 46 + HEB
			➡	+ ABS		03.0520-5219.3 695219	Ø 200 x 46 Ø 19,05 + RZ / + Zub TopKit
1.0 (F08, F68)	44	06/03→12/09	➡	- ABS; → 09/06		03.0137-0395.2 650395	Ø 200 x 29 + HEB
1.2 (F08, F68)	55	09/00→12/09					
1.2 Twinport (F08, F68)	59	07/04→12/09					
1.3 CDTI (F08, F68)	51	06/03→12/09					
1.4 (F08, F68)	66	09/00→12/09	➡	+ ABS; → 09/06		03.0137-0396.2 650396	Ø 200 x 46 + HEB
1.4 Twinport (F08, F68)	66	06/03→12/09					
1.7 DI (F08, F68)	48	09/00→12/09					
1.7 DTI (F08, F68)	55	09/00→12/09					
1.7 CDTI (F08, F68)	74	06/03→12/09	➡	- ABS; → 09/06		03.0137-0395.2 650395	Ø 200 x 29 + HEB
			➡	+ ABS; → 09/06		03.0137-0396.2 650396	Ø 200 x 46 + HEB
 <b>Seilzug, Feststellbremse</b>							
1.0 (F08, F68)	43	09/00→06/03	←	☒; Trommelbremse	1	24.3727-0755.2 580755	L= 330 + Zub
			➡	☐; Trommelbremse		24.3727-0749.2 580749	L= 832 + Zub
			➡	☐; Trommelbremse		24.3727-0750.2 580750	L= 1.095 + Zub
			➡	☒; + ABS; Trommelbremse	2	24.3727-0786.2 580786	L= 217
			➡	☒; - ABS; Trommelbremse	2	24.3727-0787.2 580787	L= 217
1.0 (F08, F68)	44	06/03→12/09	←	☒; → 09/06; Trommelbremse	1	24.3727-0755.2 580755	L= 330 + Zub















	kw				! #		
<b>OPEL - CORSA C (X01) 09/00→12/09</b>							
 <b>Seilzug, Feststellbremse</b>							
1.2 (F08, F68)	55	09/00→12/09	➡	☐; → 09/06; Trommelbremse		24.3727-0749.2 580749	L= 832 + Zub
1.2 Twinport (F08, F68)	59	07/04→12/09	➡	☐; → 09/06; Trommelbremse		24.3727-0750.2 580750	L= 1.095 + Zub
1.7 DI (F08, F68)	48	09/00→12/09	➡	☑; → 09/06; + ABS; Trommelbremse	2	24.3727-0786.2 580786	L= 217
			➡	☑; → 09/06; - ABS; Trommelbremse	2	24.3727-0787.2 580787	L= 217
1.3 CDTi (F08, F68)	51	06/03→12/09	➡	☑; → 09/06; Trommelbremse	1	24.3727-0755.2 580755	L= 330 + Zub
1.7 CDTi (F08, F68)	74	06/03→12/09	➡	☐; → 09/06; Trommelbremse		24.3727-0749.2 580749	L= 832 + Zub
1.7 DTi (F08, F68)	55	09/00→12/09	➡	☐; → 09/06; Trommelbremse		24.3727-0769.2 580769	L= 1.106
			➡	☑; → 09/06; + ABS; Trommelbremse	2	24.3727-0786.2 580786	L= 217
			➡	☑; → 09/06; - ABS; Trommelbremse	2	24.3727-0787.2 580787	L= 217
1.4 (F08, F68)	66	09/00→12/09	➡	☑; → 09/06; Scheibenbremse	1	24.3727-0755.2 580755	L= 330 + Zub
1.4 Twinport (F08, F68)	66	06/03→12/09	➡	☐; → 09/06; Trommelbremse		24.3727-0749.2 580749	L= 832 + Zub
1.8 (F08, F68)	92	09/00→12/09	➡	☐; → 09/06; Scheibenbremse		24.3727-0766.2 580766	L= 1.143
			➡	☐; → 09/06; Scheibenbremse		24.3727-0768.2 580768	L= 1.426
			➡	☐; → 09/06; Trommelbremse		24.3727-0769.2 580769	L= 1.106
			➡	☑; → 09/06; + ABS; Trommelbremse	2	24.3727-0786.2 580786	L= 217
			➡	☑; → 09/06; - ABS; Trommelbremse	2	24.3727-0787.2 580787	L= 217
<b>OPEL - CORSA C Kasten (X01) 09/00→</b>							
 <b>Radbremszylinder</b>							
1.2 (F08, W5L)	59	07/05→	➡			24.3219-1715.3 020122	Ø 19,05 ALU
1.2 16V (F08, W5L)	55	09/00→					
1.3 CDTi 16V (F08, W5L)	51	08/05→					
1.7 DI 16V (F08, W5L)	48	09/00→					
1.7 DTi 16V (F08, W5L)	55	09/00→					
1.4 (W5L, F08)	66	08/03→	➡	→ 09/06		24.3219-1715.3 020122	Ø 19,05 ALU
1.7 CDTi (F08, W5L)	74	08/03→	➡	→ 09/06		24.3220-1719.3 020448	Ø 20,64 ALU
<b>Zubehörsatz, Bremsbacken</b>							
1.2 (F08, W5L)	59	07/05→	➡	- ABS		03.0137-9166.2 669166	
1.2 16V (F08, W5L)	55	09/00→					
1.3 CDTi 16V (F08, W5L)	51	08/05→	➡	+ ABS		03.0137-9167.2 669167	
1.7 DI 16V (F08, W5L)	48	09/00→					
1.7 DTi 16V (F08, W5L)	55	09/00→					
1.4 (W5L, F08)	66	08/03→	➡	→ 09/06; - ABS		03.0137-9166.2 669166	
1.7 CDTi (F08, W5L)	74	08/03→	➡	→ 09/06; + ABS		03.0137-9167.2 669167	
 <b>Bremstrommel</b>							
1.2 (F08, W5L)	59	07/05→	➡	+ ABS		24.0220-0038.1 480162	Ø 200,0 x 54 / 201 - RLG / - ABS Ring
1.2 16V (F08, W5L)	55	09/00→					
1.3 CDTi 16V (F08, W5L)	51	08/05→				24.0220-0738.2 480214	Ø 200,0 x 54 / 201 + RLG / - ABS Ring
1.7 DI 16V (F08, W5L)	48	09/00→					
1.7 DTi 16V (F08, W5L)	55	09/00→	➡	- ABS		24.0220-0039.1 480163	Ø 200,0 x 35 / 201 - RLG / - ABS Ring
1.4 (W5L, F08)	66	08/03→	➡	→ 09/06; + ABS		24.0220-0038.1 480162	Ø 200,0 x 54 / 201 - RLG / - ABS Ring
						24.0220-0738.2 480214	Ø 200,0 x 54 / 201 + RLG / - ABS Ring
			➡	→ 09/06; - ABS		24.0220-0039.1 480163	Ø 200,0 x 35 / 201 - RLG / - ABS Ring
 <b>Bremsbackensatz</b>							
1.2 (F08, W5L)	59	07/05→	➡	- ABS		03.0137-0395.2 650395	Ø 200 x 29 + HEB
1.2 16V (F08, W5L)	55	09/00→				03.0520-5119.3 695119	Ø 200 x 29 Ø 19,05 + RZ / + Zub TopKit
1.3 CDTi 16V (F08, W5L)	51	08/05→					
1.7 DI 16V (F08, W5L)	48	09/00→	➡	+ ABS		03.0137-0396.2 650396	Ø 200 x 46 + HEB
1.7 DTi 16V (F08, W5L)	55	09/00→				03.0520-5219.3 695219	Ø 200 x 46 Ø 19,05 + RZ / + Zub TopKit
1.4 (W5L, F08)	66	08/03→	➡	→ 09/06; - ABS		03.0137-0395.2 650395	Ø 200 x 29 + HEB
						03.0520-5119.3 695119	Ø 200 x 29 Ø 19,05 + RZ / + Zub TopKit
			➡	→ 09/06; + ABS		03.0137-0396.2 650396	Ø 200 x 46 + HEB














	kw			!#		
<b>OPEL - CORSA C Kasten (X01) 09/00→</b>						
 <b>Bremsbackensatz</b>						
1.4 (W5L, F08)	66	08/03→	➡	→ 09/06; + ABS	03.0520-5219.3 695219	Ø 200 x 46 Ø 19,05 + RZ / + Zub TopKit
1.7 CDTi (F08, W5L)	74	08/03→	➡	→ 09/06; - ABS	03.0137-0395.2 650395	Ø 200 x 29 + HEB
			➡	→ 09/06; + ABS	03.0137-0396.2 650396	Ø 200 x 46 + HEB
 <b>Seilzug, Feststellbremse</b>						
1.2 (F08, W5L)	59	07/05→	←	⬆; Trommelbremse	1 24.3727-0755.2 580755	L= 330 + Zub
1.2 16V (F08, W5L)	55	09/00→	➡	⬇; Trommelbremse	24.3727-0749.2 580749	L= 832 + Zub
1.7 DI 16V (F08, W5L)	48	09/00→	➡	⬇; Trommelbremse	24.3727-0750.2 580750	L= 1.095 + Zub
			➡	⬇; + ABS; Trommelbremse	2 24.3727-0786.2 580786	L= 217
			➡	⬇; - ABS; Trommelbremse	2 24.3727-0787.2 580787	L= 217
			1.3 CDTi 16V (F08, W5L)	51	08/05→	←
1.7 DTi 16V (F08, W5L)	55	09/00→	➡	⬇; Trommelbremse	24.3727-0749.2 580749	L= 832 + Zub
			➡	⬇; Trommelbremse	24.3727-0769.2 580769	L= 1.106
			➡	⬇; + ABS; Trommelbremse	2 24.3727-0786.2 580786	L= 217
			➡	⬇; - ABS; Trommelbremse	2 24.3727-0787.2 580787	L= 217
1.4 (W5L, F08)	66	08/03→	←	⬆; → 09/06; Scheibenbremse	1 24.3727-0755.2 580755	L= 330 + Zub
			➡	⬇; → 09/06; Trommelbremse	24.3727-0749.2 580749	L= 832 + Zub
			➡	⬇; → 09/06; Scheibenbremse	24.3727-0766.2 580766	L= 1.143
			➡	⬇; → 09/06; Scheibenbremse	24.3727-0768.2 580768	L= 1.426
			➡	⬇; → 09/06; Trommelbremse	24.3727-0769.2 580769	L= 1.106
			➡	⬇; → 09/06; + ABS; Trommelbremse	2 24.3727-0786.2 580786	L= 217
			➡	⬇; → 09/06; - ABS; Trommelbremse	2 24.3727-0787.2 580787	L= 217
1.7 CDTi (F08, W5L)	74	08/03→	←	⬆; → 09/06; Trommelbremse	1 24.3727-0755.2 580755	L= 330 + Zub
			➡	⬇; → 09/06; Trommelbremse	24.3727-0749.2 580749	L= 832 + Zub
			➡	⬇; → 09/06; Trommelbremse	24.3727-0769.2 580769	L= 1.106
			➡	⬇; → 09/06; + ABS; Trommelbremse	2 24.3727-0786.2 580786	L= 217
			➡	⬇; → 09/06; - ABS; Trommelbremse	2 24.3727-0787.2 580787	L= 217
<b>OPEL - CORSA D (S07) 07/06→08/14</b>						
 <b>Radbremszylinder</b>						
1.0 (L08, L68)	44	07/06→12/10	➡	10/06→	24.3219-1755.3 020508	Ø 19,05 ALU
1.2 (L08, L68)	59	07/06→08/14	➡			
1.3 CDTi (L08, L68)	55	07/06→08/14				
1.3 CDTi (L08, L68)	66	07/06→06/11				
1.4 (L08, L68)	66	07/06→08/14				
1.4 LPG (L08, L68)	66	08/06→12/11				
1.0 (L08, L68)	48	12/09→08/14	➡		24.3219-1755.3 020508	Ø 19,05 ALU
1.2 (L08, L68)	51	12/09→08/14	➡			
1.2 (L08, L68)	63	12/09→08/14				
1.2 LPG (L08, L68)	55	09/09→12/11				
1.2 LPG (L08, L68)	59	08/06→08/14				
1.2 LPG (L08, L68)	61	06/11→08/14				
1.2 LPG (L08, L68)	63	06/11→08/14				
1.3 CDTi (L08, L68)	70	06/09→08/14				
1.4 (L08, L68)	64	09/09→08/14				
1.4 (L08, L68)	74	12/09→08/14				
1.4 LPG (L08, L68)	64	09/09→08/14				
<b>Zubehörsatz, Bremsbacken</b>						
1.0 (L08, L68)	44	07/06→12/10	➡	10/06→	03.0137-9309.2 669309	AP
1.2 (L08, L68)	59	07/06→08/14	➡			
1.3 CDTi (L08, L68)	55	07/06→08/14				
1.3 CDTi (L08, L68)	66	07/06→06/11				
1.4 (L08, L68)	66	07/06→08/14				
1.4 LPG (L08, L68)	66	08/06→12/11				
1.0 (L08, L68)	48	12/09→08/14	➡		03.0137-9309.2 669309	AP
1.2 (L08, L68)	51	12/09→08/14	➡			
1.2 (L08, L68)	63	12/09→08/14				
1.2 LPG (L08, L68)	55	09/09→12/11				
1.2 LPG (L08, L68)	59	08/06→08/14				
1.2 LPG (L08, L68)	61	06/11→08/14				
1.2 LPG (L08, L68)	63	06/11→08/14				
1.3 CDTi (L08, L68)	70	06/09→08/14				
1.4 (L08, L68)	64	09/09→08/14				
1.4 (L08, L68)	74	12/09→08/14				
1.4 LPG (L08, L68)	64	09/09→08/14				

	kw				!#		
<b>OPEL - CORSA D (S07) 07/06→08/14</b>							
<b>Bremstrommel</b>							
1.0 (L08, L68)	44	07/06→12/10	➔	10/06→; Türenanzahl: 3		24.0220-3035.1 480300	Ø 203,0 x 45 / 204,7
1.2 (L08, L68)	59	07/06→08/14	➔	10/06→; Türenanzahl: 5		24.0222-8037.1 480302	Ø 228,3 x 48 / 230
1.0 (L08, L68)	48	12/09→08/14	➔	Türenanzahl: 3		24.0220-3035.1 480300	Ø 203,0 x 45 / 204,7
1.2 (L08, L68)	51	12/09→08/14	➔	Türenanzahl: 5		24.0222-8037.1 480302	Ø 228,3 x 48 / 230
1.2 (L08, L68)	63	12/09→08/14	➔				
1.2 LPG (L08, L68)	55	09/09→12/11	➔				
1.2 LPG (L08, L68)	59	08/06→08/14	➔				
1.2 LPG (L08, L68)	61	06/11→08/14	➔				
1.2 LPG (L08, L68)	63	06/11→08/14	➔				
1.3 CDTI (L08, L68)	55	07/06→08/14	➔	10/06→; + ecoFlex		24.0220-3035.1 480300	Ø 203,0 x 45 / 204,7
			➔	10/06→; - ecoFlex		24.0222-8037.1 480302	Ø 228,3 x 48 / 230
1.3 CDTI (L08, L68)	66	07/06→06/11	➔	10/06→		24.0222-8037.1 480302	Ø 228,3 x 48 / 230
1.4 (L08, L68)	66	07/06→08/14	➔				
1.4 LPG (L08, L68)	66	08/06→12/11	➔				
1.3 CDTI (L08, L68)	70	06/09→08/14	➔			24.0222-8037.1 480302	Ø 228,3 x 48 / 230
1.4 (L08, L68)	64	09/09→08/14	➔				
1.4 (L08, L68)	74	12/09→08/14	➔				
1.4 LPG (L08, L68)	64	09/09→08/14	➔				
<b>Bremsbackensatz</b>							
1.0 (L08, L68)	44	07/06→12/10	➔	10/06→; Türenanzahl: 5		03.0137-0478.2 650478	AP Ø 228 x 42 + HEB
1.2 (L08, L68)	59	07/06→08/14	➔			03.0520-6819.3 696819	AP Ø 228 x 42 Ø 19,05 + RZ / + Zub TopKit
			➔	10/06→; Türenanzahl: 3		03.0137-0479.2 650479	AP Ø 203 x 38 + HEB
			➔			03.0520-6719.3 696719	AP Ø 203 x 38 Ø 19,05 + RZ / + Zub TopKit
1.0 (L08, L68)	48	12/09→08/14	➔	Türenanzahl: 5		03.0137-0478.2 650478	AP Ø 228 x 42 + HEB
1.2 (L08, L68)	51	12/09→08/14	➔	Türenanzahl: 3		03.0137-0479.2 650479	AP Ø 203 x 38 + HEB
1.2 (L08, L68)	63	12/09→08/14	➔				
1.2 LPG (L08, L68)	55	09/09→12/11	➔				
1.2 LPG (L08, L68)	59	08/06→08/14	➔				
1.2 LPG (L08, L68)	61	06/11→08/14	➔				
1.2 LPG (L08, L68)	63	06/11→08/14	➔			03.0520-6719.3 696719	AP Ø 203 x 38 Ø 19,05 + RZ / + Zub TopKit
1.3 CDTI (L08, L68)	55	07/06→08/14	➔	10/06→; Türenanzahl: 5		03.0137-0478.2 650478	AP Ø 228 x 42 + HEB
1.3 CDTI (L08, L68)	66	07/06→06/11	➔	10/06→; Türenanzahl: 3		03.0137-0479.2 650479	AP Ø 203 x 38 + HEB
1.4 (L08, L68)	66	07/06→08/14	➔				
1.4 LPG (L08, L68)	66	08/06→12/11	➔	10/06→		03.0520-6819.3 696819	AP Ø 228 x 42 Ø 19,05 + RZ / + Zub TopKit
1.3 CDTI (L08, L68)	70	06/09→08/14	➔	Türenanzahl: 5		03.0137-0478.2 650478	AP Ø 228 x 42 + HEB
1.4 (L08, L68)	64	09/09→08/14	➔	Türenanzahl: 3		03.0137-0479.2 650479	AP Ø 203 x 38 + HEB
1.4 (L08, L68)	74	12/09→08/14	➔				
1.4 LPG (L08, L68)	64	09/09→08/14	➔				
			➔			03.0520-6819.3 696819	AP Ø 228 x 42 Ø 19,05 + RZ / + Zub TopKit
<b>Seilzug, Feststellbremse</b>							
1.0 (L08, L68)	44	07/06→12/10	➔	⚠; 10/06→; → 76064268; Türenanzahl: 3; Trommelbremse	1	24.3727-0781.2 580781	L= 1.477 L2= 1.462 + Zub
1.2 (L08, L68)	59	07/06→08/14	➔	⚠; 10/06→; Türenanzahl: 5; Trommelbremse	1	24.3727-0782.2 580782	L= 1.477 L2= 1.492 + Zub
1.0 (L08, L68)	48	12/09→08/14	➔	⚠; → 76064268; Türenanzahl: 3; Trommelbremse	1	24.3727-0781.2 580781	L= 1.477 L2= 1.462 + Zub
1.2 (L08, L68)	51	12/09→08/14	➔	⚠; Türenanzahl: 5; Trommelbremse		24.3727-0782.2 580782	L= 1.477 L2= 1.492 + Zub
1.2 (L08, L68)	63	12/09→08/14	➔				
1.2 LPG (L08, L68)	55	09/09→12/11	➔				
1.2 LPG (L08, L68)	59	08/06→08/14	➔				
1.2 LPG (L08, L68)	61	06/11→08/14	➔				
1.2 LPG (L08, L68)	63	06/11→08/14	➔				
1.3 CDTI (L08, L68)	55	07/06→08/14	➔	⚠; 10/06→; Trommelbremse	1	24.3727-0782.2 580782	L= 1.477 L2= 1.492 + Zub
1.3 CDTI (L08, L68)	66	07/06→06/11	➔				
1.4 (L08, L68)	66	07/06→08/14	➔				
1.4 LPG (L08, L68)	66	08/06→12/11	➔				
1.3 CDTI (L08, L68)	70	06/09→08/14	➔	⚠; Trommelbremse	1	24.3727-0782.2 580782	L= 1.477 L2= 1.492 + Zub
1.4 (L08, L68)	64	09/09→08/14	➔				
1.4 (L08, L68)	74	12/09→08/14	➔				
1.4 LPG (L08, L68)	64	09/09→08/14	➔				
<b>OPEL - CORSA D Van (S07) 07/06→</b>							
<b>Radbremszylinder</b>							
1.0 (L08)	44	07/06→	➔	10/06→		24.3219-1755.3 020508	Ø 19,05 ALU
1.3 CDTI (L08)	55	07/06→	➔				
1.3 CDTI (L08)	66	07/06→	➔				
1.0 (L08)	48	01/10→	➔			24.3219-1755.3 020508	Ø 19,05 ALU
1.2 (L08)	51	06/10→	➔				
1.2 (L08)	59	07/09→	➔				
1.2 (L08)	63	06/10→	➔				
1.3 CDTI (L08)	70	06/10→	➔				












	kw				!#		
<b>OPEL - CORSA D Van (S07) 07/06→</b>							
<b>Zubehörsatz, Bremsbacken</b>							
1.0 (L08)	44	07/06→	➔	10/06→		03.0137-9309.2 669309	AP
1.3 CDTI (L08)	55	07/06→				03.0137-9310.2 669310	AP
1.3 CDTI (L08)	66	07/06→					
1.0 (L08)	48	01/10→	➔			03.0137-9309.2 669309	AP
1.2 (L08)	51	06/10→				03.0137-9310.2 669310	AP
1.2 (L08)	59	07/09→					
1.2 (L08)	63	06/10→					
1.3 CDTI (L08)	70	06/10→					
<b> Bremstrommel</b>							
1.0 (L08)	44	07/06→	➔	10/06→; Türenanzahl: 3		24.0220-3035.1 480300	Ø 203,0 x 45 / 204,7
			➔	10/06→; Türenanzahl: 5		24.0222-8037.1 480302	Ø 228,3 x 48 / 230
1.0 (L08)	48	01/10→	➔	Türenanzahl: 3		24.0220-3035.1 480300	Ø 203,0 x 45 / 204,7
1.2 (L08)	51	06/10→					
1.2 (L08)	59	07/09→	➔	Türenanzahl: 5		24.0222-8037.1 480302	Ø 228,3 x 48 / 230
1.2 (L08)	63	06/10→					
1.3 CDTI (L08)	55	07/06→	➔	10/06→; + ecoFlex		24.0220-3035.1 480300	Ø 203,0 x 45 / 204,7
			➔	10/06→; - ecoFlex		24.0222-8037.1 480302	Ø 228,3 x 48 / 230
1.3 CDTI (L08)	66	07/06→	➔	10/06→		24.0222-8037.1 480302	Ø 228,3 x 48 / 230
1.3 CDTI (L08)	70	06/10→	➔			24.0222-8037.1 480302	Ø 228,3 x 48 / 230
<b> Bremsbackensatz</b>							
1.0 (L08)	44	07/06→	➔	10/06→; Türenanzahl: 5		03.0137-0478.2 650478	AP Ø 228 x 42 + HEB
						03.0520-6819.3 696819	AP Ø 228 x 42 Ø 19,05 + RZ / + Zub TopKit
			➔	10/06→; Türenanzahl: 3		03.0137-0479.2 650479	AP Ø 203 x 38 + HEB
						03.0520-6719.3 696719	AP Ø 203 x 38 Ø 19,05 + RZ / + Zub TopKit
1.0 (L08)	48	01/10→	➔	Türenanzahl: 5		03.0137-0478.2 650478	AP Ø 228 x 42 + HEB
1.2 (L08)	51	06/10→				03.0520-6819.3 696819	AP Ø 228 x 42 Ø 19,05 + RZ / + Zub TopKit
1.2 (L08)	59	07/09→					
1.2 (L08)	63	06/10→	➔	Türenanzahl: 3		03.0137-0479.2 650479	AP Ø 203 x 38 + HEB
						03.0520-6719.3 696719	AP Ø 203 x 38 Ø 19,05 + RZ / + Zub TopKit
1.3 CDTI (L08)	55	07/06→	➔	10/06→; Türenanzahl: 5		03.0137-0478.2 650478	AP Ø 228 x 42 + HEB
1.3 CDTI (L08)	66	07/06→	➔	10/06→; Türenanzahl: 3		03.0137-0479.2 650479	AP Ø 203 x 38 + HEB
			➔	10/06→		03.0520-6819.3 696819	AP Ø 228 x 42 Ø 19,05 + RZ / + Zub TopKit
1.3 CDTI (L08)	70	06/10→	➔	Türenanzahl: 5		03.0137-0478.2 650478	AP Ø 228 x 42 + HEB
			➔	Türenanzahl: 3		03.0137-0479.2 650479	AP Ø 203 x 38 + HEB
			➔			03.0520-6819.3 696819	AP Ø 228 x 42 Ø 19,05 + RZ / + Zub TopKit
<b> Seilzug, Feststellbremse</b>							
1.0 (L08)	44	07/06→	➔	☒; 10/06→; → 76064268; Türenanzahl: 3; Trommelbremse	1	24.3727-0781.2 580781	L= 1.477 L2= 1.462 + Zub
			➔	☒; 10/06→; Türenanzahl: 5; Trommelbremse	1	24.3727-0782.2 580782	L= 1.477 L2= 1.492 + Zub
1.0 (L08)	48	01/10→	➔	☒; → 76064268; Türenanzahl: 3; Trommelbremse	1	24.3727-0781.2 580781	L= 1.477 L2= 1.462 + Zub
1.2 (L08)	51	06/10→					
1.2 (L08)	59	07/09→	➔	☒; Türenanzahl: 5; Trommelbremse	1	24.3727-0782.2 580782	L= 1.477 L2= 1.492 + Zub
1.2 (L08)	63	06/10→					
1.3 CDTI (L08)	55	07/06→	➔	☒; 10/06→; Trommelbremse	1	24.3727-0782.2 580782	L= 1.477 L2= 1.492 + Zub
1.3 CDTI (L08)	66	07/06→					
1.3 CDTI (L08)	70	06/10→	➔	☒; Trommelbremse	1	24.3727-0782.2 580782	L= 1.477 L2= 1.492 + Zub
<b>OPEL - CORSA E (X15) 09/14→</b>							
<b> Radbremszylinder</b>							
1.0 (08, 68)	66	09/14→	➔	11/14→		24.3219-1755.3 020508	Ø 19,05 ALU
1.0 (08, 68)	85	09/14→					
1.2 (08, 68)	51	09/14→					
1.3 CDTI (08, 68)	55	09/14→					
1.3 CDTI (08, 68)	70	09/14→					
1.4 (08, 68)	55	09/14→					
1.4 (08, 68)	66	09/14→					
1.4 Turbo (08, 68)	74	09/14→					
1.4 LPG (08, 68)	64	11/15→	➔			24.3219-1755.3 020508	Ø 19,05 ALU
1.4 LPG (08, 68)	66	03/15→					
1.4 Turbo (08, 68)	110	03/15→					
↓							













	kW				!#		
<b>OPEL - CORSA E (X15) 09/14→</b>							
<b>Zubehörsatz, Bremsbacken</b>							
1.0 (08, 68)	66	09/14→	➔	11/14→		03.0137-9309.2 669309	AP
1.0 (08, 68)	85	09/14→					
1.2 (08, 68)	51	09/14→					
1.3 CDTI (08, 68)	55	09/14→					
1.3 CDTI (08, 68)	70	09/14→					
1.4 (08, 68)	55	09/14→					
1.4 (08, 68)	66	09/14→					
1.4 Turbo (08, 68)	74	09/14→					
1.4 LPG (08, 68)	64	11/15→	➔			03.0137-9309.2 669309	AP
1.4 LPG (08, 68)	66	03/15→					
1.4 Turbo (08, 68)	110	03/15→					
<b> Bremsbackensatz</b>							
1.0 (08, 68)	66	09/14→	➔	11/14→		03.0137-0478.2 650478	AP Ø 228 x 42 + HEB
1.0 (08, 68)	85	09/14→					
1.2 (08, 68)	51	09/14→					
1.3 CDTI (08, 68)	55	09/14→					
1.3 CDTI (08, 68)	70	09/14→					
1.4 (08, 68)	55	09/14→					
1.4 (08, 68)	66	09/14→					
1.4 Turbo (08, 68)	74	09/14→					
1.4 LPG (08, 68)	64	11/15→	➔			03.0137-0478.2 650478	AP Ø 228 x 42 + HEB
1.4 LPG (08, 68)	66	03/15→					
1.4 Turbo (08, 68)	110	03/15→					
<b> Seilzug, Feststellbremse</b>							
1.0 (08, 68)	66	09/14→	➔	⬇; 11/14→; Trommelbremse	1	24.3727-3501.2 583501	L= 1.478 L2= 1.490
1.0 (08, 68)	85	09/14→					
1.2 (08, 68)	51	09/14→					
1.3 CDTI (08, 68)	55	09/14→					
1.3 CDTI (08, 68)	70	09/14→					
1.4 (08, 68)	55	09/14→					
1.4 (08, 68)	66	09/14→					
1.4 Turbo (08, 68)	74	09/14→					
1.4 LPG (08, 68)	64	11/15→	➔	⬇; Trommelbremse	1	24.3727-3501.2 583501	L= 1.478 L2= 1.490
1.4 LPG (08, 68)	66	03/15→					
1.4 Turbo (08, 68)	110	03/15→					
<b>OPEL - CORSA E Van (X15) 09/14→</b>							
<b> Radbremszylinder</b>							
1.2 (08)	51	01/15→	➔			24.3219-1755.3 020508	Ø 19,05 ALU
1.3 CDTI (08)	55	01/15→					
1.3 CDTI (08)	70	09/14→	➔	11/14→		24.3219-1755.3 020508	Ø 19,05 ALU
1.4 (08)	55	09/14→					
1.4 (08)	66	09/14→					
<b>Zubehörsatz, Bremsbacken</b>							
1.2 (08)	51	01/15→	➔			03.0137-9309.2 669309	AP
1.3 CDTI (08)	55	01/15→					
1.3 CDTI (08)	70	09/14→	➔	11/14→		03.0137-9309.2 669309	AP
1.4 (08)	55	09/14→					
1.4 (08)	66	09/14→					
<b> Bremsbackensatz</b>							
1.2 (08)	51	01/15→	➔			03.0137-0478.2 650478	AP Ø 228 x 42 + HEB
1.3 CDTI (08)	55	01/15→					
1.3 CDTI (08)	70	09/14→	➔	11/14→		03.0137-0478.2 650478	AP Ø 228 x 42 + HEB
1.4 (08)	55	09/14→					
1.4 (08)	66	09/14→					
<b> Seilzug, Feststellbremse</b>							
1.2 (08)	51	01/15→	➔	⬇; Trommelbremse	1	24.3727-3501.2 583501	L= 1.478 L2= 1.490
1.3 CDTI (08)	55	01/15→					
1.3 CDTI (08)	70	09/14→	➔	⬇; 11/14→; Trommelbremse	1	24.3727-3501.2 583501	L= 1.478 L2= 1.490
1.4 (08)	55	09/14→					
1.4 (08)	66	09/14→					
<b>OPEL - FRONTERA A (U92) 03/92→10/98</b>							
<b> Radbremszylinder</b>							
2.2 i (54MWL4)	100	03/95→10/98	➔	→ SV720102		24.3225-1702.3 020425	Ø 25,4 GG
2.3 TD (5JMWL4)	74	03/92→10/98					
2.4 i (53MWL4)	92	03/92→10/98					
2.5 TDS	85	09/96→10/98					
2.8 TD (5BMWL4)	83	03/95→10/98					
<b>Zubehörsatz, Bremsbacken</b>							
2.2 i (54MWL4)	100	03/95→10/98		→ SV720102		03.0137-9245.2 669245	
↓							


























	kw				!#		
<b>OPEL - FRONTERA A (U92) 03/92→10/98</b>							
<b>Zubehörsatz, Bremsbacken</b>							
2.3 TD (5JMWL4)	74	03/92→10/98		→ SV720102		03.0137-9245.2	669245
2.4 i (53MWL4)	92	03/92→10/98					
2.5 TDS	85	09/96→10/98					
2.8 TD (5BMWL4)	83	03/95→10/98					
<b> Bremsbackensatz</b>							
2.2 i (54MWL4)	100	03/95→10/98	➔	→ SV720102		03.0137-0283.2	650283
2.3 TD (5JMWL4)	74	03/92→10/98					Ø 254 x 52
2.4 i (53MWL4)	92	03/92→10/98					
2.5 TDS	85	09/96→10/98					
2.8 TD (5BMWL4)	83	03/95→10/98					
<b> Bremsbackensatz, Feststellbremse</b>							
2.2 i (54MWL4)	100	03/95→10/98	➔	SV720103→		03.0137-0430.2	650430
2.3 TD (5JMWL4)	74	03/92→10/98					Ø 210 x 32 - HEB
2.4 i (53MWL4)	92	03/92→10/98					
2.5 TDS	85	09/96→10/98					
2.8 TD (5BMWL4)	83	03/95→10/98					
<b>OPEL - FRONTERA A Sport (U92) 03/92→10/98</b>							
<b> Radbremszylinder</b>							
2.0 i (52SUD2, 55SUD2)	85	03/92→10/98	➔	→ SV720102		24.3225-1702.3	020425
2.5 TDS	85	09/96→10/98					Ø 25,4 GG
2.8 TD (5BSUD2)	83	03/95→08/96					
<b>Zubehörsatz, Bremsbacken</b>							
2.0 i (52SUD2, 55SUD2)	85	03/92→10/98		→ SV720102		03.0137-9245.2	669245
2.5 TDS	85	09/96→10/98					
2.8 TD (5BSUD2)	83	03/95→08/96					
<b> Bremsbackensatz</b>							
2.0 i (52SUD2, 55SUD2)	85	03/92→10/98	➔	→ SV720102		03.0137-0283.2	650283
2.5 TDS	85	09/96→10/98					Ø 254 x 52
2.8 TD (5BSUD2)	83	03/95→08/96					
<b> Bremsbackensatz, Feststellbremse</b>							
2.0 i (52SUD2, 55SUD2)	85	03/92→10/98	➔	SV720103→		03.0137-0430.2	650430
2.5 TDS	85	09/96→10/98					Ø 210 x 32 - HEB
2.8 TD (5BSUD2)	83	03/95→08/96					
<b>OPEL - FRONTERA B (U99) 10/98→09/02</b>							
<b> Bremsbackensatz, Feststellbremse</b>							
2.2 DTI (6B_66, 6B_76)	88	09/02→	➔	→ 2V599999		03.0137-0430.2	650430
2.2 DTI (6B_ZC, 6B_VF, 6B_66, 6B_76)	85	10/98→09/02					Ø 210 x 32 - HEB
2.2 i (6B_ZC, 6B_VF, 6B_66, 6B_76)	100	10/98→					
3.2 i (6B1VF, 6B1_6)	151	10/98→					
<b>OPEL - INSIGNIA A (G09) 07/08→03/17</b>							
<b> Seilzug, Feststellbremse</b>							
1.4 (68)	103	04/11→03/17	➔	⚠; 06/11→; → B1182367; - eFSB	2	24.3727-0791.2	580791
1.6 (68)	85	07/08→03/17	➔	⚠; → B1182367; - eFSB	2	24.3727-0791.2	580791
1.8 (68)	103	07/08→03/17					L= 1.937 + Zub
2.0 Biturbo CDTI (68)	140	07/08→12/11					
2.0 Biturbo CDTI (68)	143	01/12→03/17					
2.0 CDTI (68)	81	07/08→03/17					
2.0 CDTI (68)	96	07/08→03/17					
2.0 CDTI (68)	118	07/08→03/17					
2.0 E85 Turbo (68)	162	10/10→03/17					
2.0 Turbo (68)	162	07/08→03/17					
1.6 Turbo (68)	132	07/08→03/17	➔	⚠; 10/08→; → B1182367; - eFSB	2	24.3727-0791.2	580791
2.0 Biturbo CDTI 4x4 (68)	140	05/09→12/11	➔	⚠; → A1006683	2	24.3727-0789.2	580789
2.0 Biturbo CDTI 4x4 (68)	143	01/12→03/17					L= 2.005 + Zub
2.0 CDTI 4x4 (68)	118	06/10→03/17					
2.0 Turbo 4x4 (68)	162	07/08→03/17					
2.0 Turbo 4x4 (68)	184	07/11→03/17					
2.8 V6 Turbo 4x4 (68)	191	07/08→03/17					
2.8 V6 Turbo OPC 4x4 (68)	239	07/09→03/17					























	kW					
<b>OPEL - INSIGNIA A Stufenheck (G09) 07/08→03/17</b>						
 <b>Seilzug, Feststellbremse</b>						
1.4 (69)	103	04/11→03/17	➔	⬇; 06/11→; → B1182367; - eFSB	2	24.3727-0791.2 580791 L= 1.937 + Zub
1.6 (69)	85	07/08→03/17	➔	⬇; → B1182367; - eFSB	2	24.3727-0791.2 580791 L= 1.937 + Zub
1.6 Turbo (69)	132	07/08→03/17				
1.8 (69)	103	07/08→03/17				
2.0 Biturbo CDTI (69)	140	07/08→12/11				
2.0 Biturbo CDTI (69)	143	01/12→03/17				
2.0 CDTI (69)	81	07/08→03/17				
2.0 CDTI (69)	96	07/08→03/17				
2.0 CDTI (69)	118	07/08→03/17				
2.0 Turbo (69)	162	07/08→03/17				
2.0 Turbo E85 (69)	162	07/08→03/17				
2.0 Biturbo CDTI 4x4 (69)	140	07/08→12/11	➔	⬇; → A1006683	2	24.3727-0789.2 580789 L= 2.005 + Zub
2.0 Biturbo CDTI 4x4 (69)	143	01/12→03/17				
2.0 CDTI 4x4 (69)	118	06/10→03/17				
2.0 Turbo 4x4 (69)	162	07/08→03/17				
2.0 Turbo 4x4 (69)	184	07/11→03/17				
2.8 V6 Turbo 4x4 (69)	191	07/08→03/17				
2.8 V6 Turbo OPC 4x4 (69)	239	07/09→03/17				
<b>OPEL - INSIGNIA Caravan 07/08→03/17</b>						
 <b>Seilzug, Feststellbremse</b>						
1.4 (35)	103	09/11→06/13	➔	⬇; → B1182367; Scheibenbremse; - eFSB	2	24.3727-0791.2 580791 L= 1.937 + Zub
1.6 (35)	85	07/08→06/12				
1.6 Turbo (35)	132	01/09→06/13				
1.8 (35)	103	07/08→06/13				
2.0 Biturbo CDTI (35)	140	07/08→03/17				
2.0 Biturbo CDTI (35)	143	01/12→06/15				
2.0 CDTI (35)	81	07/08→06/13				
2.0 CDTI (35)	96	07/08→06/15				
2.0 CDTI (35)	118	07/08→06/15				
2.0 E85 Turbo (35)	162	09/10→11/11				
2.0 Turbo (35)	162	07/08→06/13				
2.0 Biturbo CDTI 4x4 (35)	140	07/08→03/17	➔	⬇; → A1006683; Scheibenbremse	2	24.3727-0789.2 580789 L= 2.005 + Zub
2.0 Biturbo CDTI 4x4 (35)	143	01/12→06/15				
2.0 CDTI 4x4 (35)	118	06/10→06/15				
2.0 Turbo 4x4 (35)	162	07/08→06/11				
2.0 Turbo 4x4 (35)	184	09/11→06/13				
2.8 V6 Turbo 4x4 (35)	191	10/08→06/13				
2.8 V6 Turbo OPC 4x4 (35)	239	07/09→06/15				
<b>OPEL - KARL (C16) 01/15→</b>						
<b>Zubehörsatz, Bremsbacken</b>						
1.0	55	01/15→	➔		03.0137-9314.2	669314
1.0 LPG	54	02/15→				
 <b>Bremsbackensatz</b>						
1.0	55	01/15→	➔		03.0137-0533.2	650533 Ø 200 x 36 + HEB
1.0 LPG	54	02/15→				
<b>OPEL - MERIVA A Großraumlimousine (X03) 05/03→05/10</b>						
 <b>Seilzug, Feststellbremse</b>						
1.3 CDTI (E75)	51	04/05→05/10	➔	⬇; → 34999999; Scheibenbremse	1	24.3727-0780.2 580780 L= 1.610 L2= 1.610 + Zub
1.3 CDTI (E75)	55	09/03→05/10	➔	⬇; 44000001→; Scheibenbremse	1	24.3727-0779.2 580779 L= 1.615 L2= 1.615 + Zub
1.4 16V Twinport (E75)	66	07/04→05/10	➔			
1.4 16V Twinport LPG (E75)	66	07/04→05/10	➔	⬇; → 34999999; Scheibenbremse	1	24.3727-0780.2 580780 L= 1.610 L2= 1.610 + Zub
1.6 (E75)	64	05/03→05/10				
1.6 (E75)	77	01/06→05/10				
1.6 16V (E75)	74	05/03→01/06				
1.6 Turbo (E75)	132	09/05→05/10				
1.7 CDTI (E75)	74	09/03→05/10				
1.7 CDTI (E75)	92	09/06→05/10				
1.7 DTI (E75)	55	09/03→05/10				
1.8 (E75)	92	05/03→05/10				
<b>OPEL - MOVANO Combi (X70) 07/98→</b>						
 <b>Radbremszylinder</b>						
1.9 DTI (JD)	59	09/00→10/01	➔	☐	24.3223-1707.3	020435 BDX Ø 23,81 GG
2.5 D (JD)	59	07/98→09/00	➔	☐		
2.8 DTI (JD)	84	07/98→10/01	➔	☐	24.3223-1708.3	020436 BDX Ø 23,81 GG
↓						

	kw				!#		
<b>OPEL - MOVANO Combi (X70) 07/98→</b>							
 <b>Radbremsszylinder</b>							
1.9 DTI (JD)	60	10/01→	→	☐; → 01/10		24.3223-1707.3 020435	BDX Ø 23,81 GG
2.2 DTI (JD)	66	09/00→	→	☐; → 01/10		24.3223-1708.3 020436	BDX Ø 23,81 GG
2.5 DTI (JD)	84	10/01→	→	☐; → 01/10			
<b>Zubehörsatz, Bremsbacken</b>							
1.9 DTI (JD)	59	09/00→10/01				03.0137-9240.2 669240	
2.5 D (JD)	59	07/98→09/00					
2.8 DTI (JD)	84	07/98→10/01					
1.9 DTI (JD)	60	10/01→		→ 01/10		03.0137-9240.2 669240	
2.2 DTI (JD)	66	09/00→					
2.5 DTI (JD)	84	10/01→					
 <b>Bremstrommel</b>							
1.9 DTI (JD)	59	09/00→10/01	→			24.0228-0002.1 480159	Ø 280,0 x 69,5 / 282
2.5 D (JD)	59	07/98→09/00	→				
2.8 DTI (JD)	84	07/98→10/01	→				
1.9 DTI (JD)	60	10/01→	→	→ 01/10		24.0228-0002.1 480159	Ø 280,0 x 69,5 / 282
2.2 DTI (JD)	66	09/00→	→				
2.5 DTI (JD)	84	10/01→	→				
 <b>Bremsbackensatz</b>							
1.9 DTI (JD)	59	09/00→10/01	→			03.0137-0382.2 650382	Ø 280 x 65
2.5 D (JD)	59	07/98→09/00	→				
2.8 DTI (JD)	84	07/98→10/01	→				
1.9 DTI (JD)	60	10/01→	→	→ 01/10		03.0137-0382.2 650382	Ø 280 x 65
2.2 DTI (JD)	66	09/00→	→				
2.5 DTI (JD)	84	10/01→	→				
 <b>Seilzug, Feststellbremse</b>							
1.9 DTI (JD)	59	09/00→10/01	←	☒; Scheiben/Trommel	1	24.3727-0762.2 580762	L= 1.175
2.5 D (JD)	59	07/98→09/00	→	☒; Scheiben/Trommel	2	24.3727-1000.2 581000	L= 1.737
2.8 DTI (JD)	84	07/98→10/01	→	☒; Scheiben/Trommel		24.3727-1072.2 581072	L= 1.420
1.9 DTI (JD)	60	10/01→	←	☒; → 01/10; Scheiben/Trommel	1	24.3727-0762.2 580762	L= 1.175
2.2 DTI (JD)	66	09/00→	→	☒; → 01/10; Scheiben/Trommel	2	24.3727-1000.2 581000	L= 1.737
2.5 CDTi (JD)	74	09/07→	→			24.3727-1072.2 581072	L= 1.420
2.5 DTI (JD)	84	10/01→	→				
3.0 DTi (JD)	100	10/03→	→				
2.5 CDTi (JD)	73	10/03→12/06	←	☒; 09/06→; Scheiben/Trommel	1	24.3727-0762.2 580762	L= 1.175
			→	☒; 09/06→; Scheiben/Trommel	2	24.3727-1000.2 581000	L= 1.737
						24.3727-1072.2 581072	L= 1.420
2.5 CDTi (JD)	88	08/06→	←	☒; 09/06→ 01/10; Scheiben/Trommel	1	24.3727-0762.2 580762	L= 1.175
2.5 CDTi (JD)	107	08/06→	→	☒; 09/06→ 01/10; Scheiben/Trommel	2	24.3727-1000.2 581000	L= 1.737
						24.3727-1072.2 581072	L= 1.420
<b>OPEL - MOVANO Kasten (X70) 01/99→</b>							
 <b>Radbremsszylinder</b>							
1.9 DTI (FD)	59	09/00→10/01	→	☐		24.3223-1707.3 020435	BDX Ø 23,81 GG
2.5 D (FD)	59	01/99→09/00	→	☐		24.3223-1708.3 020436	BDX Ø 23,81 GG
2.8 DTI (FD)	84	01/99→10/01	→	☐			
1.9 DTI (FD)	60	10/01→	→	☐; → 01/10		24.3223-1707.3 020435	BDX Ø 23,81 GG
2.2 DTI (FD)	66	09/00→	→	☐; → 01/10		24.3223-1708.3 020436	BDX Ø 23,81 GG
2.5 DTi (FD)	73	10/03→	→	☐; → 01/10			
2.5 DTI (FD)	84	10/01→	→	☐; → 01/10			
<b>Zubehörsatz, Bremsbacken</b>							
1.9 DTI (FD)	59	09/00→10/01				03.0137-9240.2 669240	
2.5 D (FD)	59	01/99→09/00					
2.8 DTI (FD)	84	01/99→10/01					
1.9 DTI (FD)	60	10/01→		→ 01/10		03.0137-9240.2 669240	
2.2 DTI (FD)	66	09/00→					
2.5 DTi (FD)	73	10/03→					
2.5 DTI (FD)	84	10/01→					
 <b>Bremstrommel</b>							
1.9 DTI (FD)	59	09/00→10/01	→			24.0228-0002.1 480159	Ø 280,0 x 69,5 / 282
2.5 D (FD)	59	01/99→09/00	→				
2.8 DTI (FD)	84	01/99→10/01	→				
1.9 DTI (FD)	60	10/01→	→	→ 01/10		24.0228-0002.1 480159	Ø 280,0 x 69,5 / 282
2.2 DTI (FD)	66	09/00→	→				
2.5 DTi (FD)	73	10/03→	→				
2.5 DTI (FD)	84	10/01→	→				















	kw				!#		
<b>OPEL - MOVANO Kasten (X70) 01/99→</b>							
 <b>Bremsbackensatz</b>							
1.9 DTI (FD)	59	09/00→10/01	→			03.0137-0382.2 650382	Ø 280 x 65
2.5 D (FD)	59	01/99→09/00					
2.8 DTI (FD)	84	01/99→10/01					
1.9 DTI (FD)	60	10/01→	→	→ 01/10		03.0137-0382.2 650382	Ø 280 x 65
2.2 DTI (FD)	66	09/00→					
2.5 DTI (FD)	73	10/03→					
2.5 DTI (FD)	84	10/01→					
 <b>Seilzug, Feststellbremse</b>							
1.9 DTI (FD)	59	09/00→10/01	←	☒; Scheiben/Trommel	1	24.3727-0762.2 580762	L= 1.175
2.5 D (FD)	59	01/99→09/00					
2.8 DTI (FD)	84	01/99→10/01	→	☒; Scheiben/Trommel	2	24.3727-1000.2 581000	L= 1.737
						24.3727-1072.2 581072	L= 1.420
1.9 DTI (FD)	60	10/01→	←	☒; → 01/10; Scheiben/Trommel	1	24.3727-0762.2 580762	L= 1.175
2.2 DTI (FD)	66	09/00→					
2.5 DTI (FD)	73	10/03→	→	☒; → 01/10; Scheiben/Trommel	2	24.3727-1000.2 581000	L= 1.737
2.5 DTI (FD)	84	10/01→				24.3727-1072.2 581072	L= 1.420
3.0 DTI (FD)	100	10/03→					
2.5 CDTI (FD)	74	10/03→	←	☒; 09/06→ 01/10; Scheiben/Trommel	1	24.3727-0762.2 580762	L= 1.175
2.5 CDTI (FD)	88	10/03→					
2.5 CDTI (FD)	107	10/03→	→	☒; 09/06→ 01/10; Scheiben/Trommel	2	24.3727-1000.2 581000	L= 1.737
						24.3727-1072.2 581072	L= 1.420
<b>OPEL - MOVANO Kipper (X70) 01/99→</b>							
 <b>Radbremszylinder</b>							
2.2 DTI (ED, HD, UD0, UD4)	66	09/00→	→	☒; → 01/10		24.3223-1707.3 020435	BDX Ø 23,81 GG
2.5 DTI (ED, HD, UD0, UD4)	73	10/03→	→	☒; → 01/10		24.3223-1708.3 020436	BDX Ø 23,81 GG
2.5 DTI (ED, HD, UD0, UD4)	84	10/01→					
2.5 D (ED, HD, UD0, UD4)	59	01/99→09/00	→	☒		24.3223-1707.3 020435	BDX Ø 23,81 GG
2.8 DTI (ED, HD, UD0, UD4)	84	01/99→10/01	→	☒		24.3223-1708.3 020436	BDX Ø 23,81 GG
<b>Zubehörsatz, Bremsbacken</b>							
2.2 DTI (ED, HD, UD0, UD4)	66	09/00→		→ 01/10		03.0137-9240.2 669240	
2.5 DTI (ED, HD, UD0, UD4)	73	10/03→					
2.5 DTI (ED, HD, UD0, UD4)	84	10/01→					
2.5 D (ED, HD, UD0, UD4)	59	01/99→09/00				03.0137-9240.2 669240	
2.8 DTI (ED, HD, UD0, UD4)	84	01/99→10/01					
 <b>Bremstrommel</b>							
2.2 DTI (ED, HD, UD0, UD4)	66	09/00→	→	→ 01/10		24.0228-0002.1 480159	Ø 280,0 x 69,5 / 282
2.5 DTI (ED, HD, UD0, UD4)	73	10/03→					
2.5 DTI (ED, HD, UD0, UD4)	84	10/01→					
2.5 D (ED, HD, UD0, UD4)	59	01/99→09/00	→			24.0228-0002.1 480159	Ø 280,0 x 69,5 / 282
2.8 DTI (ED, HD, UD0, UD4)	84	01/99→10/01					
 <b>Bremsbackensatz</b>							
2.2 DTI (ED, HD, UD0, UD4)	66	09/00→	→	→ 01/10		03.0137-0382.2 650382	Ø 280 x 65
2.5 DTI (ED, HD, UD0, UD4)	73	10/03→					
2.5 DTI (ED, HD, UD0, UD4)	84	10/01→					
2.5 D (ED, HD, UD0, UD4)	59	01/99→09/00	→			03.0137-0382.2 650382	Ø 280 x 65
2.8 DTI (ED, HD, UD0, UD4)	84	01/99→10/01					
 <b>Seilzug, Feststellbremse</b>							
2.2 DTI (ED, HD, UD0, UD4)	66	09/00→	←	☒; → 01/10; Scheiben/Trommel	1	24.3727-0762.2 580762	L= 1.175
2.5 DTI (ED, HD, UD0, UD4)	73	10/03→	→	☒; → 01/10; Scheiben/Trommel	2	24.3727-1000.2 581000	L= 1.737
						24.3727-1072.2 581072	L= 1.420
↓							












	kw				!#		
<b>OPEL - MOVANO Kipper (X70) 01/99→</b>							
 <b>Seilzug, Feststellbremse</b>							
2.5 DTI (ED, HD, UDO, UD4)	84	10/01→	←	↑; → 01/10; Scheiben/Trommel	1	24.3727-0762.2 580762	L= 1.175
3.0 DTI (ED, HD, UDO, UD4)	100	10/03→	→	↓; → 01/10; Scheiben/Trommel	2	24.3727-1000.2 581000	L= 1.737
						24.3727-1072.2 581072	L= 1.420
2.5 CDTI (ED, HD, UDO, UD4)	74	08/06→	←	↑; 09/06→ 01/10; Scheiben/Trommel	1	24.3727-0762.2 580762	L= 1.175
2.5 CDTI (ED, HD, UDO, UD4)	88	08/06→	→	↓; 09/06→ 01/10; Scheiben/Trommel	2	24.3727-1000.2 581000	L= 1.737
						24.3727-1072.2 581072	L= 1.420
2.5 CDTI (ED, HD, UDO, UD4)	107	08/06→					
2.5 D (ED, HD, UDO, UD4)	59	01/99→09/00	←	↑; Scheiben/Trommel	1	24.3727-0762.2 580762	L= 1.175
2.8 DTI (ED, HD, UDO, UD4)	84	01/99→10/01	→	↓; Scheiben/Trommel	2	24.3727-1000.2 581000	L= 1.737
						24.3727-1072.2 581072	L= 1.420
<b>OPEL - MOVANO Pritsche/Fahrgestell (X70) 07/98→</b>							
 <b>Radbremszylinder</b>							
2.2 DTI (ED, HD, UDO, UD4)	66	09/00→	→	□; → 01/10		24.3223-1707.3 020435	BDX Ø 23,81 GG
2.5 DTI (ED, HD, UDO, UD4)	73	10/03→	→	□; → 01/10		24.3223-1708.3 020436	BDX Ø 23,81 GG
2.5 DTI (ED, HD, UDO, UD4)	84	10/01→					
2.5 D (ED, HD, UDO, UD4)	59	07/98→09/00	→	□		24.3223-1707.3 020435	BDX Ø 23,81 GG
2.8 DTI (ED, HD, UDO, UD4)	84	07/98→10/01	→	□		24.3223-1708.3 020436	BDX Ø 23,81 GG
<b>Zubehörsatz, Bremsbacken</b>							
2.2 DTI (ED, HD, UDO, UD4)	66	09/00→		→ 01/10		03.0137-9240.2 669240	
2.5 DTI (ED, HD, UDO, UD4)	73	10/03→					
2.5 DTI (ED, HD, UDO, UD4)	84	10/01→					
2.5 D (ED, HD, UDO, UD4)	59	07/98→09/00				03.0137-9240.2 669240	
2.8 DTI (ED, HD, UDO, UD4)	84	07/98→10/01					
 <b>Bremstrommel</b>							
2.2 DTI (ED, HD, UDO, UD4)	66	09/00→	→	→ 01/10		24.0228-0002.1 480159	Ø 280,0 x 69,5 / 282
2.5 DTI (ED, HD, UDO, UD4)	73	10/03→					
2.5 DTI (ED, HD, UDO, UD4)	84	10/01→					
2.5 D (ED, HD, UDO, UD4)	59	07/98→09/00	→			24.0228-0002.1 480159	Ø 280,0 x 69,5 / 282
2.8 DTI (ED, HD, UDO, UD4)	84	07/98→10/01					
 <b>Bremsbackensatz</b>							
2.2 DTI (ED, HD, UDO, UD4)	66	09/00→	→	→ 01/10		03.0137-0382.2 650382	Ø 280 x 65
2.5 DTI (ED, HD, UDO, UD4)	73	10/03→					
2.5 DTI (ED, HD, UDO, UD4)	84	10/01→					
2.5 D (ED, HD, UDO, UD4)	59	07/98→09/00	→			03.0137-0382.2 650382	Ø 280 x 65
2.8 DTI (ED, HD, UDO, UD4)	84	07/98→10/01					
 <b>Seilzug, Feststellbremse</b>							
2.2 DTI (ED, HD, UDO, UD4)	66	09/00→	←	↑; → 01/10; Scheiben/Trommel	1	24.3727-0762.2 580762	L= 1.175
2.5 DTI (ED, HD, UDO, UD4)	73	10/03→	→	↓; → 01/10; Scheiben/Trommel	2	24.3727-1000.2 581000	L= 1.737
						24.3727-1072.2 581072	L= 1.420
2.5 DTI (ED, HD, UDO, UD4)	84	10/01→					
3.0 DTI (ED, HD, UDO, UD4)	100	10/03→					
2.5 CDTI (ED, HD, UDO, UD4)	74	08/06→	←	↑; 09/06→ 01/10; Scheiben/Trommel	1	24.3727-0762.2 580762	L= 1.175
2.5 CDTI (ED, HD, UDO, UD4)	88	08/06→	→	↓; 09/06→ 01/10; Scheiben/Trommel	2	24.3727-1000.2 581000	L= 1.737
						24.3727-1072.2 581072	L= 1.420
2.5 CDTI (ED, HD, UDO, UD4)	107	08/06→					
↓							












	kw			!#		
<b>OPEL - MOVANO Pritsche/Fahrgestell (X70) 07/98→</b>						
 <b>Seilzug, Feststellbremse</b>						
2.5 D (ED, HD, UD0, UD4)	59	07/98→09/00	←	↑; Scheiben/Trommel	1	24.3727-0762.2 580762 L= 1.175
2.8 DTI (ED, HD, UD0, UD4)	84	07/98→10/01	→	↓; Scheiben/Trommel	2	24.3727-1000.2 581000 L= 1.737 24.3727-1072.2 581072 L= 1.420
<b>OPEL - OMEGA B (V94) 03/94→07/03</b>						
 <b>Bremsbackensatz, Feststellbremse</b>						
2.0 (F69, M69, P69)	85	03/94→09/99	→	→ V1169750		03.0137-0172.2 650172 Ø 160 x 25
2.0 16V (F69, M69, P69)	100	03/94→09/99	→	V1169751→		03.0137-0172.2 650172 Ø 160 x 25
2.5 D (F69, M69, P69)	96	05/94→05/99				
2.5 TD (F69, M69, P69)	96	04/94→07/03				
2.5 V6 (F69, M69, P69)	125	03/94→09/00				
2.0 (F69, M69, P69)	85	03/94→12/00	→	→ V1169750		03.0137-0172.2 650172 Ø 160 x 25
			→	V1169751→; → 09/99		03.0137-0172.2 650172 Ø 160 x 25
2.0 DTI 16V (F69, M69, P69)	74	09/97→09/00	→	V1169751→; → 08/00		03.0137-0172.2 650172 Ø 160 x 25
2.2 16V (F69, M69, P69)	106	09/99→07/03	→	V1169751→		03.0137-0172.2 650172 Ø 160 x 25
2.2 DTI 16V (F69, M69, P69)	81	09/00→07/03				
2.2 DTI 16V (F69, M69, P69)	88	09/00→07/03				
2.6 V6 (F69, M69, P69)	132	09/00→07/03				
2.5 DTI (F69, M69, P69)	110	09/01→07/03	→			03.0137-0172.2 650172 Ø 160 x 25
3.2 V6 (F69, M69, P69)	160	02/01→07/03				
3.0 V6 (F69, M69, P69)	155	04/94→02/01	→	→ V1169750		03.0137-0172.2 650172 Ø 160 x 25
			→	V1169751→; → 01/01		03.0137-0172.2 650172 Ø 160 x 25
<b>Zubehörsatz, Feststellbremsbacken</b>						
2.0 (F69, M69, P69)	85	03/94→09/99	→	→ V1169750		03.0137-9092.2 669092
2.0 16V (F69, M69, P69)	100	03/94→09/99	→	V1169751→		03.0137-9242.2 669242
2.5 D (F69, M69, P69)	96	05/94→05/99				
2.5 TD (F69, M69, P69)	96	04/94→07/03				
2.5 V6 (F69, M69, P69)	125	03/94→09/00				
2.0 (F69, M69, P69)	85	03/94→12/00	→	→ V1169750		03.0137-9092.2 669092
			→	V1169751→; → 09/99		03.0137-9242.2 669242
2.0 DTI 16V (F69, M69, P69)	74	09/97→09/00	→	V1169751→; → 08/00		03.0137-9242.2 669242
2.2 16V (F69, M69, P69)	106	09/99→07/03	→	V1169751→		03.0137-9242.2 669242
2.2 DTI 16V (F69, M69, P69)	81	09/00→07/03				
2.2 DTI 16V (F69, M69, P69)	88	09/00→07/03				
2.6 V6 (F69, M69, P69)	132	09/00→07/03				
2.5 DTI (F69, M69, P69)	110	09/01→07/03	→			03.0137-9242.2 669242
3.2 V6 (F69, M69, P69)	160	02/01→07/03				
3.0 V6 (F69, M69, P69)	155	04/94→02/01	→	→ V1169750		03.0137-9092.2 669092
			→	V1169751→; → 01/01		03.0137-9242.2 669242
 <b>Seilzug, Feststellbremse</b>						
2.0 (F69, M69, P69)	85	03/94→09/99	→	↓; Scheibenbremse	1	24.3727-0725.2 580725 L= 1.550 L2= 1.550 + Zub
2.0 16V (F69, M69, P69)	100	03/94→09/99				
2.2 DTI 16V (F69, M69, P69)	81	09/00→07/03				
2.2 DTI 16V (F69, M69, P69)	88	09/00→07/03				
2.5 D (F69, M69, P69)	96	05/94→05/99				
2.5 DTI (F69, M69, P69)	110	09/01→07/03				
2.5 TD (F69, M69, P69)	96	04/94→07/03				
2.5 V6 (F69, M69, P69)	125	03/94→09/00				
2.6 V6 (F69, M69, P69)	132	09/00→07/03				
3.2 V6 (F69, M69, P69)	160	02/01→07/03				
2.0 (F69, M69, P69)	85	03/94→12/00	→	↓; → 09/99; Scheibenbremse	1	24.3727-0725.2 580725 L= 1.550 L2= 1.550 + Zub
2.0 DTI 16V (F69, M69, P69)	74	09/97→09/00	→	↓; → 08/00; Scheibenbremse	1	24.3727-0725.2 580725 L= 1.550 L2= 1.550 + Zub
2.2 16V (F69, M69, P69)	106	09/99→07/03	→	↓; 10/99→; Scheibenbremse	1	24.3727-0725.2 580725 L= 1.550 L2= 1.550 + Zub
3.0 V6 (F69, M69, P69)	155	04/94→02/01	→	↓; → 01/01; Scheibenbremse	1	24.3727-0725.2 580725 L= 1.550 L2= 1.550 + Zub
<b>OPEL - OMEGA B Caravan (V94) 03/94→07/03</b>						
 <b>Bremsbackensatz, Feststellbremse</b>						
2.0 (F35, M35, P35)	85	03/94→09/99	→	→ V1169750		03.0137-0172.2 650172 Ø 160 x 25
2.0 16V (F35, M35, P35)	100	03/94→09/99	→	V1169751→		03.0137-0172.2 650172 Ø 160 x 25
2.5 TD (F35, M35, P35)	96	04/94→07/01				











	kw				!#		
<b>OPEL - OMEGA B Caravan (V94) 03/94→07/03</b>							
 <b>Bremsbackensatz, Feststellbremse</b>							
2.5 V6 (F35, M35, P35)	125	03/94→09/00	➔	→ V1169750		<b>03.0137-0172.2 650172</b>	Ø 160 x 25
			➔	V1169751→		<b>03.0137-0172.2 650172</b>	Ø 160 x 25
2.0 DTI 16V (F35, M35, P35)	74	09/97→09/00	➔	V1169751→; → 08/00		<b>03.0137-0172.2 650172</b>	Ø 160 x 25
2.2 16V (F35, M35, P35)	106	09/99→07/03	➔	V1169751→		<b>03.0137-0172.2 650172</b>	Ø 160 x 25
2.2 DTI 16V (F35, M35, P35)	81	09/00→07/03					
2.2 DTI 16V (F35, M35, P35)	88	09/00→07/03					
2.6 V6 (F35, M35, P35)	132	09/00→07/03					
2.5 DTI (F35, M35, P35)	110	09/01→07/03	➔			<b>03.0137-0172.2 650172</b>	Ø 160 x 25
3.2 V6 (F35, M35, P35)	160	02/01→07/03					
3.0 V6 (F35, M35, P35)	155	04/94→02/01	➔	→ V1169750		<b>03.0137-0172.2 650172</b>	Ø 160 x 25
			➔	V1169751→; → 01/01		<b>03.0137-0172.2 650172</b>	Ø 160 x 25
<b>Zubehörsatz, Feststellbremsbacken</b>							
2.0 (F35, M35, P35)	85	03/94→09/99	➔	→ V1169750		<b>03.0137-9092.2 669092</b>	
2.0 16V (F35, M35, P35)	100	03/94→09/99					
2.5 TD (F35, M35, P35)	96	04/94→07/01	➔	V1169751→		<b>03.0137-9242.2 669242</b>	
2.5 V6 (F35, M35, P35)	125	03/94→09/00					
2.0 DTI 16V (F35, M35, P35)	74	09/97→09/00	➔	V1169751→; → 08/00		<b>03.0137-9242.2 669242</b>	
2.2 16V (F35, M35, P35)	106	09/99→07/03	➔	V1169751→		<b>03.0137-9242.2 669242</b>	
2.2 DTI 16V (F35, M35, P35)	81	09/00→07/03					
2.2 DTI 16V (F35, M35, P35)	88	09/00→07/03					
2.6 V6 (F35, M35, P35)	132	09/00→07/03					
2.5 DTI (F35, M35, P35)	110	09/01→07/03	➔			<b>03.0137-9242.2 669242</b>	
3.2 V6 (F35, M35, P35)	160	02/01→07/03					
3.0 V6 (F35, M35, P35)	155	04/94→02/01	➔	→ V1169750		<b>03.0137-9092.2 669092</b>	
			➔	V1169751→; → 01/01		<b>03.0137-9242.2 669242</b>	
 <b>Seilzug, Feststellbremse</b>							
2.0 (F35, M35, P35)	85	03/94→09/99	➔	⬇; Scheibenbremse	1	<b>24.3727-0725.2 580725</b>	L= 1.550 L2= 1.550 + Zub
2.0 16V (F35, M35, P35)	100	03/94→09/99					
2.2 DTI 16V (F35, M35, P35)	81	09/00→07/03					
2.2 DTI 16V (F35, M35, P35)	88	09/00→07/03					
2.5 DTI (F35, M35, P35)	110	09/01→07/03					
2.5 TD (F35, M35, P35)	96	04/94→07/01					
2.5 V6 (F35, M35, P35)	125	03/94→09/00					
2.6 V6 (F35, M35, P35)	132	09/00→07/03					
3.2 V6 (F35, M35, P35)	160	02/01→07/03					
2.0 DTI 16V (F35, M35, P35)	74	09/97→09/00	➔	⬇; → 08/00; Scheibenbremse	1	<b>24.3727-0725.2 580725</b>	L= 1.550 L2= 1.550 + Zub
2.2 16V (F35, M35, P35)	106	09/99→07/03	➔	⬇; 10/99→; Scheibenbremse	1	<b>24.3727-0725.2 580725</b>	L= 1.550 L2= 1.550 + Zub
3.0 V6 (F35, M35, P35)	155	04/94→02/01	➔	⬇; → 01/01; Scheibenbremse	1	<b>24.3727-0725.2 580725</b>	L= 1.550 L2= 1.550 + Zub
<b>OPEL - SIGNUM CC (Z03) 05/03→12/08</b>							
 <b>Seilzug, Feststellbremse</b>							
1.9 CDTI (F48)	88	04/04→02/08	➔	⬇; für Fahrzeuge ohne Schlechtwegeausführung; Scheibenbremse	1	<b>24.3727-0788.2 580788</b>	L= 1.800 L2= 1.800
1.9 CDTI (F48)	110	04/04→02/08					
2.0 DTI (F48)	74	05/03→04/04					
2.2 DTI (F48)	92	05/03→04/04					
3.0 V6 CDTI (F48)	130	05/03→07/05					
<b>OPEL - TIGRA (S93) 07/94→12/00</b>							
 <b>Radbremszylinder</b>							
1.4 16V (F07)	63	08/97→12/00	➔			<b>24.3219-1715.3 020122</b>	Ø 19,05 ALU
1.4 16V (F07)	66	07/94→12/00				<b>24.3219-1767.3 020552</b>	Ø 19,05 GG
1.6 16V (F07)	74	08/97→08/98					
1.6 16V (F07)	78	07/94→08/98					
<b>Zubehörsatz, Bremsbacken</b>							
1.4 16V (F07)	63	08/97→12/00	➔			<b>03.0137-9166.2 669166</b>	
1.4 16V (F07)	66	07/94→12/00					
1.6 16V (F07)	74	08/97→08/98					
1.6 16V (F07)	78	07/94→08/98					
 <b>Bremstrommel</b>							
1.4 16V (F07)	63	08/97→12/00	➔	- ABS		<b>24.0220-0012.1 480017</b>	Ø 200,0 x 35 / 201 - RLG
1.4 16V (F07)	66	07/94→12/00					













	kw				!#		
<b>OPEL - TIGRA (S93) 07/94→12/00</b>							
 <b>Bremstrommel</b>							
1.6 16V (F07)	74	08/97→08/98	➔	- ABS		24.0220-0712.2 480208	Ø 200,0 x 35 / 201 + RLG
1.6 16V (F07)	78	07/94→08/98	➔	+ ABS		24.0220-0033.2 480132	Ø 200,0 x 35 / 201 - RLG / + ABS Ring
 <b>Bremsbackensatz</b>							
1.4 16V (F07)	63	08/97→12/00	➔			03.0137-0266.2 650266	Ø 200 x 29 + HEB
1.4 16V (F07)	66	07/94→12/00				03.0420-1019.3 681019	TRW Ø 200 x 29 Ø 19,05 + RZ / + Zub Kit
1.6 16V (F07)	74	08/97→08/98					
1.6 16V (F07)	78	07/94→08/98				03.0520-1019.3 691019	TRW Ø 200 x 29 Ø 19,05 + RZ / + Zub TopKit
 <b>Seilzug, Feststellbremse</b>							
1.4 16V (F07)	63	08/97→12/00	➔	<input type="checkbox"/> ; Trommelbremse		24.3727-0743.2 580743	L= 1.373 + Zub
1.4 16V (F07)	66	07/94→12/00					
1.6 16V (F07)	74	08/97→08/98	➔	<input type="checkbox"/> ; Trommelbremse		24.3727-0744.2 580744	L= 1.078 + Zub
1.6 16V (F07)	78	07/94→08/98					
<b>OPEL - TIGRA TwinTop (X04) 06/04→12/10</b>							
 <b>Radbremszylinder</b>							
1.3 CDTI (R97)	51	06/04→12/10	➔	→ 08/09		24.3219-1715.3 020122	Ø 19,05 ALU
1.4 (R97)	66	06/04→12/10					
1.8 (R97)	92	06/04→12/10					
<b>Zubehörsatz, Bremsbacken</b>							
1.3 CDTI (R97)	51	06/04→12/10	➔	→ 08/09		03.0137-9167.2 669167	
1.4 (R97)	66	06/04→12/10					
1.8 (R97)	92	06/04→12/10					
 <b>Bremstrommel</b>							
1.3 CDTI (R97)	51	06/04→12/10	➔	→ 08/09		24.0220-0038.1 480162	Ø 200,0 x 54 / 201 - RLG / - ABS Ring
1.4 (R97)	66	06/04→12/10					
1.8 (R97)	92	06/04→12/10				24.0220-0738.2 480214	Ø 200,0 x 54 / 201 + RLG / - ABS Ring
 <b>Bremsbackensatz</b>							
1.3 CDTI (R97)	51	06/04→12/10	➔	→ 08/09		03.0137-0396.2 650396	Ø 200 x 46 + HEB
1.4 (R97)	66	06/04→12/10					
1.8 (R97)	92	06/04→12/10					
 <b>Seilzug, Feststellbremse</b>							
1.3 CDTI (R97)	51	06/04→12/10	➔	<input type="checkbox"/> ; → 08/09; Trommelbremse		24.3727-0749.2 580749	L= 832 + Zub
1.4 (R97)	66	06/04→12/10					
1.8 (R97)	92	06/04→12/10	➔	<input type="checkbox"/> ; → 08/09; Trommelbremse		24.3727-0750.2 580750	L= 1.095 + Zub
			➔	<input type="checkbox"/> ; → 08/09; Scheibenbremse		24.3727-0766.2 580766	L= 1.143
			➔	<input type="checkbox"/> ; → 08/09; Scheibenbremse		24.3727-0768.2 580768	L= 1.426
			➔	<input checked="" type="checkbox"/> ; → 08/09; Trommelbremse	2	24.3727-0786.2 580786	L= 217
<b>OPEL - VECTRA B (J96) 09/95→04/02</b>							
 <b>Radbremszylinder</b>							
1.6 i (F19)	55	10/95→04/02	➔	W1238519→ W1999999		24.3219-1715.3 020122	Ø 19,05 ALU
2.0 DI 16V (F19)	60	11/96→04/02	➔	→ W7152258		24.3219-1715.3 020122	Ø 19,05 ALU
						24.3219-1767.3 020552	Ø 19,05 GG
			➔	W7154259→ W7999999		24.3219-1715.3 020122	Ø 19,05 ALU
			➔	W5276826→ W5999999		24.3219-1715.3 020122	Ø 19,05 ALU
			➔	→ W5276825		24.3219-1715.3 020122	Ø 19,05 ALU
						24.3219-1767.3 020552	Ø 19,05 GG
			➔	→ W1238518		24.3219-1715.3 020122	Ø 19,05 ALU
						24.3219-1767.3 020552	Ø 19,05 GG
			➔	X1000001→		24.3220-1719.3 020448	Ø 20,64 ALU
			➔	X5000001→		24.3220-1719.3 020448	Ø 20,64 ALU
			➔	X7000001→		24.3220-1719.3 020448	Ø 20,64 ALU
<b>Zubehörsatz, Bremsbacken</b>							
1.6 i (F19)	55	10/95→04/02	➔			03.0137-9215.2 669215	
2.0 DI 16V (F19)	60	11/96→04/02					
↓							













	kw				!#		
<b>OPEL - VECTRA B (J96) 09/95→04/02</b>							
 <b>Bremstrommel</b>							
1.6 i (F19)	55	10/95→04/02	➡	→ W7999999		<b>24.0223-0013.2 480061</b>	Ø 230,0 x 50 / 231
2.0 DI 16V (F19)	60	11/96→04/02	➡	X1000001→		<b>24.0223-0018.2 480136</b>	Ø 230,0 x 49,3 / 231
 <b>Bremsbackensatz</b>							
1.6 i (F19)	55	10/95→04/02	➡			<b>03.0137-0322.2 650322</b>	Ø 230 x 42
2.0 DI 16V (F19)	60	11/96→04/02	➡	W1238519→ W1999999		<b>03.0520-5719.3 695719</b>	TRW Ø 230 x 42 Ø 19,05 + RZ / + Zub TopKit
			➡	W5276826→ W5999999		<b>03.0520-5719.3 695719</b>	TRW Ø 230 x 42 Ø 19,05 + RZ / + Zub TopKit
			➡	W7154259→ W7999999		<b>03.0520-5719.3 695719</b>	TRW Ø 230 x 42 Ø 19,05 + RZ / + Zub TopKit
			➡	X1000001→		<b>03.0520-7320.3 697320</b>	TRW Ø 230 x 42 Ø 20,64 + RZ / + Zub TopKit
 <b>Bremsbackensatz, Feststellbremse</b>							
1.6 i 16V (F19)	74	10/95→04/02	➡			<b>03.0137-0172.2 650172</b>	Ø 160 x 25
1.8 i 16V (F19)	85	10/95→09/00					
1.8 i 16V (F19)	92	09/00→04/02					
2.0 DTI 16V (F19)	74	06/97→04/02					
2.0 i (F19)	82	10/95→04/02					
2.0 i 16V (F19)	100	10/95→06/00					
2.2 DTI 16V (F19)	88	09/00→04/02					
2.2 DTI 16V (F19)	92	09/00→04/02					
2.2 i 16V (F19)	108	09/00→04/02					
2.5 i V6 (F19)	125	10/95→09/00					
2.6 i V6 (F19)	125	09/00→04/02					
1.7 TD (F19)	60	10/95→12/98	➡	→ 11/96		<b>03.0137-0172.2 650172</b>	Ø 160 x 25
<b>Zubehörsatz, Feststellbremsbacken</b>							
1.6 i 16V (F19)	74	10/95→04/02	➡			<b>03.0137-9243.2 669243</b>	
1.8 i 16V (F19)	85	10/95→09/00					
1.8 i 16V (F19)	92	09/00→04/02					
2.0 DTI 16V (F19)	74	06/97→04/02					
2.0 i (F19)	82	10/95→04/02					
2.0 i 16V (F19)	100	10/95→06/00					
2.2 DTI 16V (F19)	88	09/00→04/02					
2.2 DTI 16V (F19)	92	09/00→04/02					
2.2 i 16V (F19)	108	09/00→04/02					
2.5 i V6 (F19)	125	10/95→09/00					
2.6 i V6 (F19)	125	09/00→04/02					
1.7 TD (F19)	60	10/95→12/98	➡	→ 11/96		<b>03.0137-9243.2 669243</b>	
 <b>Seilzug, Feststellbremse</b>							
1.6 i (F19)	55	10/95→04/02		☐; Trommelbremse	1	<b>24.3727-0751.2 580751</b>	L= 1.455 L2= 1.455 + Zub
			←	☒; Trommelbremse	1	<b>24.3727-0748.2 580748</b>	L= 279 + Zub
			➡	☒; Trommelbremse	2	<b>24.3727-0745.2 580745</b>	L= 210 + Zub
1.6 i 16V (F19)	74	10/95→04/02		☐; Scheibenbremse	1	<b>24.3727-0751.2 580751</b>	L= 1.455 L2= 1.455 + Zub
1.8 i 16V (F19)	85	10/95→09/00					
1.8 i 16V (F19)	92	09/00→04/02	←	☒; Scheibenbremse	1	<b>24.3727-0748.2 580748</b>	L= 279 + Zub
2.0 DTI 16V (F19)	74	06/97→04/02	➡	☒; Scheibenbremse	2	<b>24.3727-0754.2 580754</b>	L= 128 + Zub
2.0 i (F19)	82	10/95→04/02					
2.0 i 16V (F19)	100	10/95→06/00					
2.2 DTI 16V (F19)	88	09/00→04/02					
2.2 DTI 16V (F19)	92	09/00→04/02					
2.2 i 16V (F19)	108	09/00→04/02					
2.5 i V6 (F19)	125	10/95→09/00					
2.6 i V6 (F19)	125	09/00→04/02					
1.7 TD (F19)	60	10/95→12/98		☐; → 11/96; Scheibenbremse	1	<b>24.3727-0751.2 580751</b>	L= 1.455 L2= 1.455 + Zub
			←	☒; → 11/96; Scheibenbremse	1	<b>24.3727-0748.2 580748</b>	L= 279 + Zub
			➡	☒; → 11/96; Scheibenbremse	2	<b>24.3727-0754.2 580754</b>	L= 128 + Zub
2.0 DI 16V (F19)	60	11/96→04/02		☐; Trommelbremse	1	<b>24.3727-0751.2 580751</b>	L= 1.455 L2= 1.455 + Zub
			←	☒; Trommelbremse	1	<b>24.3727-0748.2 580748</b>	L= 279 + Zub
			➡	☒; Trommelbremse	2	<b>24.3727-0760.2 580760</b>	L= 220
<b>OPEL - VECTRA B Caravan (J96) 11/96→07/03</b>							
 <b>Radbremszylinder</b>							
1.6 i (F35)	55	11/96→06/00	➡	W1238519→ W1999999		<b>24.3219-1715.3 020122</b>	Ø 19,05 ALU
			➡	→ W7152258		<b>24.3219-1715.3 020122</b>	Ø 19,05 ALU
						<b>24.3219-1767.3 020552</b>	Ø 19,05 GG
↓							

	kw				!#		
<b>OPEL - VECTRA B Caravan (J96) 11/96→07/03</b>							
<b> Radbremszylinder</b>							
1.6 i (F35)	55	11/96→06/00	➔	W7154259→ W7999999		24.3219-1715.3 020122	Ø 19,05 ALU
			➔	W5276826→ W5999999		24.3219-1715.3 020122	Ø 19,05 ALU
			➔	→ W5276825		24.3219-1715.3 020122	Ø 19,05 ALU
			➔			24.3219-1767.3 020552	Ø 19,05 GG
			➔	→ W1238518		24.3219-1715.3 020122	Ø 19,05 ALU
			➔			24.3219-1767.3 020552	Ø 19,05 GG
			➔	X1000001→		24.3220-1719.3 020448	Ø 20,64 ALU
			➔	X5000001→		24.3220-1719.3 020448	Ø 20,64 ALU
			➔	X7000001→		24.3220-1719.3 020448	Ø 20,64 ALU
<b>Zubehörsatz, Bremsbacken</b>							
1.6 i (F35)	55	11/96→06/00	➔			03.0137-9215.2 669215	
<b> Bremstrommel</b>							
1.6 i (F35)	55	11/96→06/00	➔	→ W7999999		24.0223-0013.2 480061	Ø 230,0 x 50 / 231
			➔	X1000001→		24.0223-0018.2 480136	Ø 230,0 x 49,3 / 231
<b> Bremsbackensatz</b>							
1.6 i (F35)	55	11/96→06/00	➔			03.0137-0322.2 650322	Ø 230 x 42
			➔	W1238519→ W1999999		03.0520-5719.3 695719	TRW Ø 230 x 42 Ø 19,05 + RZ / + Zub TopKit
			➔	W5276826→ W5999999		03.0520-5719.3 695719	TRW Ø 230 x 42 Ø 19,05 + RZ / + Zub TopKit
			➔	W7154259→ W7999999		03.0520-5719.3 695719	TRW Ø 230 x 42 Ø 19,05 + RZ / + Zub TopKit
			➔	X1000001→		03.0520-7320.3 697320	TRW Ø 230 x 42 Ø 20,64 + RZ / + Zub TopKit
<b> Bremsbackensatz, Feststellbremse</b>							
1.6 i 16V (F35)	74	11/96→07/02	➔	→ 04/02		03.0137-0172.2 650172	Ø 160 x 25
1.8 i 16V (F35)	92	09/00→07/03					
2.0 DTI 16V (F35)	74	06/97→07/03					
2.2 DTI 16V (F35)	92	09/00→07/03					
2.2 i 16V (F35)	108	09/00→07/03					
2.6 i V6 (F35)	125	09/00→07/03					
1.7 TD (F35)	60	11/96→12/97	➔	→ 11/96		03.0137-0172.2 650172	Ø 160 x 25
1.8 i 16V (F35)	85	11/96→09/00	➔			03.0137-0172.2 650172	Ø 160 x 25
2.0 DI 16V (F35)	60	11/96→06/00					
2.0 i (F35)	82	11/96→02/02					
2.0 i 16V (F35)	100	11/96→09/00					
2.2 DTI 16V (F35)	88	09/00→04/02					
2.5 i V6 (F35)	125	11/96→09/00					
<b>Zubehörsatz, Feststellbremsbacken</b>							
1.6 i 16V (F35)	74	11/96→07/02	➔	→ 04/02		03.0137-9243.2 669243	
1.8 i 16V (F35)	92	09/00→07/03					
2.0 DTI 16V (F35)	74	06/97→07/03					
2.2 DTI 16V (F35)	92	09/00→07/03					
2.2 i 16V (F35)	108	09/00→07/03					
2.6 i V6 (F35)	125	09/00→07/03					
1.7 TD (F35)	60	11/96→12/97	➔	→ 11/96		03.0137-9243.2 669243	
1.8 i 16V (F35)	85	11/96→09/00	➔			03.0137-9243.2 669243	
2.0 DI 16V (F35)	60	11/96→06/00					
2.0 i (F35)	82	11/96→02/02					
2.0 i 16V (F35)	100	11/96→09/00					
2.2 DTI 16V (F35)	88	09/00→04/02					
2.5 i V6 (F35)	125	11/96→09/00					
<b> Seilzug, Feststellbremse</b>							
1.6 i (F35)	55	11/96→06/00		☐; Trommelbremse	1	24.3727-0751.2 580751	L= 1.455 L2= 1.455 + Zub
			←	☒; Trommelbremse	1	24.3727-0748.2 580748	L= 279 + Zub
			➔	☒; Trommelbremse	2	24.3727-0745.2 580745	L= 210 + Zub
1.6 i 16V (F35)	74	11/96→07/02		☐; → 04/02; Scheibenbremse	1	24.3727-0751.2 580751	L= 1.455 L2= 1.455 + Zub
1.8 i 16V (F35)	92	09/00→07/03					
2.0 DTI 16V (F35)	74	06/97→07/03	←	☒; → 04/02; Scheibenbremse	1	24.3727-0748.2 580748	L= 279 + Zub
2.2 DTI 16V (F35)	92	09/00→07/03	➔	☒; → 04/02; Scheibenbremse	2	24.3727-0754.2 580754	L= 128 + Zub
2.2 i 16V (F35)	108	09/00→07/03					
2.6 i V6 (F35)	125	09/00→07/03					
1.7 TD (F35)	60	11/96→12/97		☐; → 11/96; Scheibenbremse	1	24.3727-0751.2 580751	L= 1.455 L2= 1.455 + Zub







	kw				!#		
<b>OPEL - VECTRA B Caravan (J96) 11/96→07/03</b>							
 <b>Seilzug, Feststellbremse</b>							
1.7 TD (F35)	60	11/96→12/97	←	☒; → 11/96; Scheibenbremse	1	24.3727-0748.2 580748	L= 279 + Zub
			→	☒; → 11/96; Scheibenbremse	2	24.3727-0754.2 580754	L= 128 + Zub
1.8 i 16V (F35)	85	11/96→09/00		☐; Scheibenbremse	1	24.3727-0751.2 580751	L= 1.455 L2= 1.455 + Zub
2.0 DI 16V (F35)	60	11/96→06/00		☒; Scheibenbremse	1	24.3727-0748.2 580748	L= 279 + Zub
2.0 i (F35)	82	11/96→02/02					
2.0 i 16V (F35)	100	11/96→09/00	→	☒; Scheibenbremse	2	24.3727-0754.2 580754	L= 128 + Zub
2.2 DTI 16V (F35)	88	09/00→04/02					
2.5 i V6 (F35)	125	11/96→09/00					
<b>OPEL - VECTRA B CC (J96) 10/95→07/03</b>							
 <b>Radbremszylinder</b>							
1.6 i (F68)	55	10/95→07/03	→	→ W1238518		24.3219-1715.3 020122	Ø 19,05 ALU
						24.3219-1767.3 020552	Ø 19,05 GG
			→	W7154259→ W7999999		24.3219-1715.3 020122	Ø 19,05 ALU
			→	W7152258		24.3219-1715.3 020122	Ø 19,05 ALU
						24.3219-1767.3 020552	Ø 19,05 GG
			→	W5276825		24.3219-1715.3 020122	Ø 19,05 ALU
						24.3219-1767.3 020552	Ø 19,05 GG
			→	W5276826→ W5999999		24.3219-1715.3 020122	Ø 19,05 ALU
			→	W1238519→ W1999999		24.3219-1715.3 020122	Ø 19,05 ALU
			→	X1000001→; → 04/02		24.3220-1719.3 020448	Ø 20,64 ALU
			→	X5000001→; → 04/02		24.3220-1719.3 020448	Ø 20,64 ALU
			→	X7000001→; → 04/02		24.3220-1719.3 020448	Ø 20,64 ALU
2.0 DI 16V (F68)	60	11/96→06/00	→	W1238519→ W1999999		24.3219-1715.3 020122	Ø 19,05 ALU
			→	W7152258		24.3219-1715.3 020122	Ø 19,05 ALU
						24.3219-1767.3 020552	Ø 19,05 GG
			→	W7154259→ W7999999		24.3219-1715.3 020122	Ø 19,05 ALU
			→	W5276826→ W5999999		24.3219-1715.3 020122	Ø 19,05 ALU
			→	W5276825		24.3219-1715.3 020122	Ø 19,05 ALU
						24.3219-1767.3 020552	Ø 19,05 GG
			→	W1238518		24.3219-1715.3 020122	Ø 19,05 ALU
						24.3219-1767.3 020552	Ø 19,05 GG
			→	X1000001→		24.3220-1719.3 020448	Ø 20,64 ALU
			→	X5000001→		24.3220-1719.3 020448	Ø 20,64 ALU
			→	X7000001→		24.3220-1719.3 020448	Ø 20,64 ALU
<b>Zubehörsatz, Bremsbacken</b>							
1.6 i (F68)	55	10/95→07/03	→	→ 04/02		03.0137-9215.2 669215	
2.0 DI 16V (F68)	60	11/96→06/00	→			03.0137-9215.2 669215	
 <b>Bremsstrommel</b>							
1.6 i (F68)	55	10/95→07/03	→	→ W7999999		24.0223-0013.2 480061	Ø 230,0 x 50 / 231
			→	X1000001→; → 04/02		24.0223-0018.2 480136	Ø 230,0 x 49,3 / 231
2.0 DI 16V (F68)	60	11/96→06/00	→	→ W7999999		24.0223-0013.2 480061	Ø 230,0 x 50 / 231
			→	X1000001→		24.0223-0018.2 480136	Ø 230,0 x 49,3 / 231
 <b>Bremsbackensatz</b>							
1.6 i (F68)	55	10/95→07/03	→	→ 04/02		03.0137-0322.2 650322	Ø 230 x 42
			→	W1238519→ W1999999		03.0520-5719.3 695719	TRW Ø 230 x 42 Ø 19,05 + RZ / + Zub TopKit
			→	W7154259→ W7999999		03.0520-5719.3 695719	TRW Ø 230 x 42 Ø 19,05 + RZ / + Zub TopKit
			→	W5276826→ W5999999		03.0520-5719.3 695719	TRW Ø 230 x 42 Ø 19,05 + RZ / + Zub TopKit
			→	X1000001→; → 04/02		03.0520-7320.3 697320	TRW Ø 230 x 42 Ø 20,64 + RZ / + Zub TopKit
2.0 DI 16V (F68)	60	11/96→06/00	→			03.0137-0322.2 650322	Ø 230 x 42
			→	W1238519→ W1999999		03.0520-5719.3 695719	TRW Ø 230 x 42 Ø 19,05 + RZ / + Zub TopKit
			→	W5276826→ W5999999		03.0520-5719.3 695719	TRW Ø 230 x 42 Ø 19,05 + RZ / + Zub TopKit











	kw				!#		
<b>OPEL - VECTRA B CC (J96) 10/95→07/03</b>							
<b> Bremsbackensatz</b>							
2.0 DI 16V (F68)	60	11/96→06/00	➔	W7154259→ W7999999		<b>03.0520-5719.3 695719</b>	TRW Ø 230 x 42 Ø 19,05 + RZ / + Zub TopKit
			➔	X1000001→		<b>03.0520-7320.3 697320</b>	TRW Ø 230 x 42 Ø 20,64 + RZ / + Zub TopKit
<b> Bremsbackensatz, Feststellbremse</b>							
1.6 i 16V (F68)	74	10/95→07/02	➔	→ 04/02		<b>03.0137-0172.2 650172</b>	Ø 160 x 25
1.8 i 16V (F68)	92	09/00→07/03					
2.0 DTI 16V (F68)	74	06/97→07/03					
2.2 DTI 16V (F68)	92	09/00→07/03					
2.2 i 16V (F68)	108	09/00→07/03					
2.6 i V6 (F68)	125	09/00→07/03					
1.7 TD (F68)	60	10/95→12/98	➔	→ 11/96		<b>03.0137-0172.2 650172</b>	Ø 160 x 25
1.8 i 16V (F68)	85	10/95→09/00	➔			<b>03.0137-0172.2 650172</b>	Ø 160 x 25
2.0 i (F68)	82	10/95→02/02					
2.0 i 16V (F68)	100	10/95→06/00					
2.2 DTI 16V (F68)	88	09/00→04/02					
2.5 (F68)	144	10/99→06/00					
2.5 i V6 (F68)	125	10/95→09/00					
<b>Zubehörsatz, Feststellbremsbacken</b>							
1.6 i 16V (F68)	74	10/95→07/02	➔	→ 04/02		<b>03.0137-9243.2 669243</b>	
1.8 i 16V (F68)	92	09/00→07/03					
2.0 DTI 16V (F68)	74	06/97→07/03					
2.2 DTI 16V (F68)	92	09/00→07/03					
2.2 i 16V (F68)	108	09/00→07/03					
2.6 i V6 (F68)	125	09/00→07/03					
1.7 TD (F68)	60	10/95→12/98	➔	→ 11/96		<b>03.0137-9243.2 669243</b>	
1.8 i 16V (F68)	85	10/95→09/00	➔			<b>03.0137-9243.2 669243</b>	
2.0 i (F68)	82	10/95→02/02					
2.0 i 16V (F68)	100	10/95→06/00					
2.2 DTI 16V (F68)	88	09/00→04/02					
2.5 (F68)	144	10/99→06/00					
2.5 i V6 (F68)	125	10/95→09/00					
<b> Seilzug, Feststellbremse</b>							
1.6 i (F68)	55	10/95→07/03		☐; → 04/02; Trommelbremse	1	<b>24.3727-0751.2 580751</b>	L= 1.455 L2= 1.455 + Zub
			←	☐; → 04/02; Trommelbremse	1	<b>24.3727-0748.2 580748</b>	L= 279 + Zub
			➔	☐; → 04/02; Trommelbremse	2	<b>24.3727-0745.2 580745</b>	L= 210 + Zub
1.6 i 16V (F68)	74	10/95→07/02		☐; → 04/02; Scheibenbremse	1	<b>24.3727-0751.2 580751</b>	L= 1.455 L2= 1.455 + Zub
1.8 i 16V (F68)	92	09/00→07/03					
2.0 DTI 16V (F68)	74	06/97→07/03	←	☐; → 04/02; Scheibenbremse	1	<b>24.3727-0748.2 580748</b>	L= 279 + Zub
2.2 DTI 16V (F68)	92	09/00→07/03	➔	☐; → 04/02; Scheibenbremse	2	<b>24.3727-0754.2 580754</b>	L= 128 + Zub
2.2 i 16V (F68)	108	09/00→07/03					
2.6 i V6 (F68)	125	09/00→07/03					
1.7 TD (F68)	60	10/95→12/98		☐; → 11/96; Scheibenbremse	1	<b>24.3727-0751.2 580751</b>	L= 1.455 L2= 1.455 + Zub
			←	☐; → 11/96; Scheibenbremse	1	<b>24.3727-0748.2 580748</b>	L= 279 + Zub
			➔	☐; → 11/96; Scheibenbremse	2	<b>24.3727-0754.2 580754</b>	L= 128 + Zub
1.8 i 16V (F68)	85	10/95→09/00		☐; Scheibenbremse	1	<b>24.3727-0751.2 580751</b>	L= 1.455 L2= 1.455 + Zub
2.0 i (F68)	82	10/95→02/02					
2.0 i 16V (F68)	100	10/95→06/00	←	☐; Scheibenbremse	1	<b>24.3727-0748.2 580748</b>	L= 279 + Zub
2.2 DTI 16V (F68)	88	09/00→04/02	➔	☐; Scheibenbremse	2	<b>24.3727-0754.2 580754</b>	L= 128 + Zub
2.5 (F68)	144	10/99→06/00					
2.5 i V6 (F68)	125	10/95→09/00					
2.0 DI 16V (F68)	60	11/96→06/00		☐; Trommelbremse	1	<b>24.3727-0751.2 580751</b>	L= 1.455 L2= 1.455 + Zub
			←	☐; Trommelbremse	1	<b>24.3727-0748.2 580748</b>	L= 279 + Zub
			➔	☐; Trommelbremse	2	<b>24.3727-0760.2 580760</b>	L= 220
<b>OPEL - VECTRA C (Z02) 04/02→01/09</b>							
<b> Seilzug, Feststellbremse</b>							
1.6 (F69)	77	08/05→08/08	➔	☐; für Fahrzeuge ohne Schlechtwegeausführung; Scheibenbremse	1	<b>24.3727-0758.2 580758</b>	L= 1.630 L2= 1.573
1.6 16V (F69)	74	06/04→09/08					
1.8 (F69)	81	04/02→07/08					
1.8 (F69)	103	08/05→08/08					
1.8 16V	90	04/02→09/08					
2.0 16V Turbo (F69)	129	03/03→08/08					
2.2 DGi (F69)	114	10/03→08/08					
2.8 V6 Turbo (F69)	169	08/05→10/06					
2.8 V6 Turbo (F69)	184	08/05→08/08					
2.8 V6 Turbo (F69)	188	08/05→09/06					
3.2 V6 (F69)	155	08/02→07/06					
2.2 16V (F69)	108	04/02→12/08	➔	☐; → 10/08; für Fahrzeuge ohne Schlechtwegeausführung; Scheibenbremse	1	<b>24.3727-0758.2 580758</b>	L= 1.630 L2= 1.573




















	kW				!#							
<b>OPEL - VECTRA C Caravan (Z02) 10/03→01/09</b>												
 <b>Seilzug, Feststellbremse</b>												
1.9 CDTI (F35)	88	04/04→01/09	➔	⏏;	1	24.3727-0788.2 580788	L= 1.800 L2= 1.800					
1.9 CDTI (F35)	110	04/04→08/08	➔	⏏;	1	24.3727-0788.2 580788	L= 1.800 L2= 1.800					
2.0 DTI (F35)	74	10/03→08/05										
2.2 DTI (F35)	92	10/03→12/05										
3.0 V6 CDTI (F35)	130	10/03→07/05										
<b>OPEL - VECTRA C CC (Z02) 08/02→01/09</b>												
 <b>Seilzug, Feststellbremse</b>												
1.6 (F68)	74	08/05→08/08	➔	⏏;	1	24.3727-0758.2 580758	L= 1.630 L2= 1.573					
1.6 (F68)	77	01/06→08/08										
1.8 (F68)	103	08/05→08/08										
1.8 16V (F68)	81	08/02→12/06										
1.8 16V (F68)	90	08/02→09/08										
2.0 16V Turbo (F68)	129	03/03→08/08										
2.2 16V (F68)	108	08/02→08/08										
2.2 DGi (F68)	114	10/03→08/08										
2.8 V6 Turbo (F68)	169	08/05→08/08										
2.8 V6 Turbo (F68)	184	08/05→08/08										
2.8 V6 Turbo (F68)	188	08/05→09/08										
3.2 V6 (F68)	155	08/02→07/06										
<b>OPEL - VIVARO A Combi (X83) 08/01→</b>												
 <b>Seilzug, Feststellbremse</b>												
1.9 DI (F7, J7, A07)	60	08/01→	←	⏏; für Linkslenker; → AV606709 / AY606709; Kasten/Kombi; kurzer Radstand	1	24.3727-0796.2 580796	Satz L= 1.245 L2= 498					
1.9 DTI (F7, J7, A07)	74	08/01→										
2.0 16V (F7, J7, A07)	88	08/01→	←	⏏; für Linkslenker; → AV606709 / AY606709; Kasten/Kombi; langer Radstand	1	24.3727-0797.2 580797	Satz L= 1.643 L2= 498					
2.0 CDTI (F7, J7, A07)	66	08/06→										
2.0 CDTI (F7, J7, A07)	84	08/06→										
2.0 ECOTEC (F7, A07, J7)	86	08/06→										
2.5 CDTI (F7, J7, A07)	84	08/06→	➔	⏏; → 06/14		24.3727-1068.2 581068	L= 1.503					
2.5 CDTI (F7, J7, A07)	107	08/06→	➔	⏏; → 06/14		24.3727-1071.2 581071	L= 1.603					
2.5 DTI (F7, J7, A07)	99	05/03→										
<b>OPEL - VIVARO A Kasten (X83) 08/01→</b>												
 <b>Seilzug, Feststellbremse</b>												
1.9 DI (F7)	60	08/01→	←	⏏; für Linkslenker; → AV606709 / AY606709; Kasten/Kombi; kurzer Radstand	1	24.3727-0796.2 580796	Satz L= 1.245 L2= 498					
1.9 DTI (F7)	74	08/01→										
2.0 16V (F7)	88	08/01→	←	⏏; für Linkslenker; → AV606709 / AY606709; Kasten/Kombi; langer Radstand	1	24.3727-0797.2 580797	Satz L= 1.643 L2= 498					
2.0 CDTI (F7)	66	08/06→										
2.0 CDTI (F7)	84	08/06→										
2.0 ECOTEC (F7)	86	08/06→										
2.5 CDTI (F7)	84	08/06→	➔	⏏; → 06/14		24.3727-1068.2 581068	L= 1.503					
2.5 CDTI (F7)	107	08/06→	➔	⏏; → 06/14		24.3727-1071.2 581071	L= 1.603					
2.5 DTI (F7)	99	05/03→										
<b>OPEL - VIVARO A Pritsche/Fahrgestell (X83) 08/01→</b>												
 <b>Seilzug, Feststellbremse</b>												
1.9 Di	60	08/01→	←	⏏; 08/06→; → AV606709 / AY606709; für Linkslenker; Kasten/Kombi; kurzer Radstand	1	24.3727-0796.2 580796	Satz L= 1.245 L2= 498					
2.0 CDTI	66	01/06→										
2.5 DTI	99	08/03→										
								←	⏏; 08/06→; → AV606709 / AY606709; für Linkslenker; Kasten/Kombi; langer Radstand	1	24.3727-0797.2 580797	Satz L= 1.643 L2= 498
								➔	⏏; 08/06→ 06/14		24.3727-1068.2 581068	L= 1.503
			➔	⏏; 08/06→ 06/14		24.3727-1071.2 581071	L= 1.603					
1.9 DTI	74	08/06→	←	⏏; → AV606709 / AY606709; für Linkslenker; Kasten/Kombi; kurzer Radstand	1	24.3727-0796.2 580796	Satz L= 1.245 L2= 498					
2.0 16V	88	08/03→										
2.0 CDTI	84	08/06→										
2.0 ECOTEC	86	08/06→										
2.5 CDTI	84	08/06→										
2.5 CDTI	107	08/06→	←	⏏; → AV606709 / AY606709; für Linkslenker; Kasten/Kombi; langer Radstand	1	24.3727-0797.2 580797	Satz L= 1.643 L2= 498					
			➔	⏏; → 06/14		24.3727-1068.2 581068	L= 1.503					
			➔	⏏; → 06/14		24.3727-1071.2 581071	L= 1.603					
<b>OPEL - ZAFIRA A Großraumlimousine (T98) 04/99→06/05</b>												
 <b>Radbremszylinder</b>												
1.6 (F75)	76	10/03→06/05	➔			24.3220-1719.3 020448	Ø 20,64 ALU					
1.6 16V (F75)	74	04/99→06/05										
1.6 CNG (F75)	71	09/01→06/05										
↓												











	kw				!#		
<b>OPEL - ZAFIRA A Großraumlimousine (T98) 04/99→06/05</b>							
<b>Zubehörsatz, Bremsbacken</b>							
1.6 (F75)	76	10/03→06/05		→ 12999999		<b>03.0137-9215.2</b>	<b>669215</b>
1.6 16V (F75)	74	04/99→06/05					
1.6 CNG (F75)	71	09/01→06/05	➔	22000001→		<b>03.0137-9215.2</b>	<b>669215</b>
<b>Bremstrommel</b>							
1.6 (F75)	76	10/03→06/05	➔			<b>24.0223-0018.2</b>	<b>480136</b> Ø 230,0 x 49,3 / 231
1.6 16V (F75)	74	04/99→06/05					
1.6 CNG (F75)	71	09/01→06/05					
<b>Bremsbackensatz</b>							
1.6 (F75)	76	10/03→06/05	➔	→ 12999999		<b>03.0137-0322.2</b>	<b>650322</b> Ø 230 x 42
1.6 16V (F75)	74	04/99→06/05				<b>03.0520-7320.3</b>	<b>697320</b> TRW Ø 230 x 42 Ø 20,64 + RZ / + Zub TopKit
1.6 CNG (F75)	71	09/01→06/05	➔	22000001→		<b>03.0137-0424.2</b>	<b>650424</b> Ø 230 x 42 + HEB
<b>Seilzug, Feststellbremse</b>							
1.6 (F75)	76	10/03→06/05	←	↑; Trommelbremse	1	<b>24.3727-0748.2</b>	<b>580748</b> L= 279 + Zub
1.6 16V (F75)	74	04/99→06/05	←	↑; 42000001→; Scheibenbremse	1	<b>24.3727-0748.2</b>	<b>580748</b> L= 279 + Zub
1.6 CNG (F75)	71	09/01→06/05	←	↑; 22006461→ 32999999; Scheibenbremse	1	<b>24.3727-0748.2</b>	<b>580748</b> L= 279 + Zub
			←	↑; → 1H999999; Scheibenbremse	1	<b>24.3727-0748.2</b>	<b>580748</b> L= 279 + Zub
			←	↑; → 22006460; Scheibenbremse	1	<b>24.3727-0748.2</b>	<b>580748</b> L= 279 + Zub
			←	↑; 2H000001→ 32999999; Scheibenbremse	1	<b>24.3727-0748.2</b>	<b>580748</b> L= 279 + Zub
			➔	↓; Trommelbremse	2	<b>24.3727-0746.2</b>	<b>580746</b> L= 182 + Zub
			➔	↓; 2H000001→ 32999999; Scheibenbremse	1	<b>24.3727-0756.2</b>	<b>580756</b> L= 1.680 L2= 1.680 + Zub
			➔	↓; 22006461→ 32999999; Scheibenbremse	1	<b>24.3727-0756.2</b>	<b>580756</b> L= 1.680 L2= 1.680 + Zub
			➔	↓; → 22006460; Scheibenbremse	1	<b>24.3727-0757.2</b>	<b>580757</b> L= 1.680 L2= 1.680 + Zub
			➔	↓; → 1H999999; Scheibenbremse	1	<b>24.3727-0757.2</b>	<b>580757</b> L= 1.680 L2= 1.680 + Zub
			➔	↓; 42000001→; für Fahrzeuge ohne Schlechtwegeausführung; Scheibenbremse	1	<b>24.3727-0784.2</b>	<b>580784</b> L= 1.677 L2= 1.677 + Zub
1.8 16V (F75)	85	04/99→09/00	←	↑; → 1H999999; Scheibenbremse	1	<b>24.3727-0748.2</b>	<b>580748</b> L= 279 + Zub
1.8 16V (F75)	92	09/00→06/05	←	↑; 42000001→; Scheibenbremse	1	<b>24.3727-0748.2</b>	<b>580748</b> L= 279 + Zub
2.0 DTI 16V (F75)	74	09/00→06/05	←	↑; 22006461→ 32999999; Scheibenbremse	1	<b>24.3727-0748.2</b>	<b>580748</b> L= 279 + Zub
2.0 OPC (F75)	141	09/01→06/05	←	↑; 2H000001→ 32999999; Scheibenbremse	1	<b>24.3727-0748.2</b>	<b>580748</b> L= 279 + Zub
2.0 OPC (F75)	147	11/02→06/05	←	↑; 22006461→ 32999999; Scheibenbremse	1	<b>24.3727-0748.2</b>	<b>580748</b> L= 279 + Zub
2.2 16V (F75)	108	09/00→06/05	←	↑; 2H000001→ 32999999; Scheibenbremse	1	<b>24.3727-0748.2</b>	<b>580748</b> L= 279 + Zub
2.2 DTI 16V (F75)	86	01/02→06/05	←	↑; → 22006460; Scheibenbremse	1	<b>24.3727-0748.2</b>	<b>580748</b> L= 279 + Zub
2.2 DTI 16V (F75)	92	01/02→06/05	←	↑; 2H000001→ 32999999; Scheibenbremse	1	<b>24.3727-0756.2</b>	<b>580756</b> L= 1.680 L2= 1.680 + Zub
			➔	↓; 22006461→ 32999999; Scheibenbremse	1	<b>24.3727-0756.2</b>	<b>580756</b> L= 1.680 L2= 1.680 + Zub
			➔	↓; → 22006460; Scheibenbremse	1	<b>24.3727-0757.2</b>	<b>580757</b> L= 1.680 L2= 1.680 + Zub
			➔	↓; → 1H999999; Scheibenbremse	1	<b>24.3727-0757.2</b>	<b>580757</b> L= 1.680 L2= 1.680 + Zub
			➔	↓; 42000001→; für Fahrzeuge ohne Schlechtwegeausführung; Scheibenbremse	1	<b>24.3727-0784.2</b>	<b>580784</b> L= 1.677 L2= 1.677 + Zub
2.0 DI (F75)	63	07/99→06/00	←	↑; 06/00→; → 22006460; Scheibenbremse	1	<b>24.3727-0748.2</b>	<b>580748</b> L= 279 + Zub
			←	↑; 42000001→; Scheibenbremse	1	<b>24.3727-0748.2</b>	<b>580748</b> L= 279 + Zub
			←	↑; 2H000001→ 32999999; Scheibenbremse	1	<b>24.3727-0748.2</b>	<b>580748</b> L= 279 + Zub
			←	↑; 06/00→; → 1H999999; Scheibenbremse	1	<b>24.3727-0748.2</b>	<b>580748</b> L= 279 + Zub
			←	↑; 22006461→ 32999999; Scheibenbremse	1	<b>24.3727-0748.2</b>	<b>580748</b> L= 279 + Zub
			➔	↓; 2H000001→ 32999999; Scheibenbremse	1	<b>24.3727-0756.2</b>	<b>580756</b> L= 1.680 L2= 1.680 + Zub
			➔	↓; 22006461→ 32999999; Scheibenbremse	1	<b>24.3727-0756.2</b>	<b>580756</b> L= 1.680 L2= 1.680 + Zub
			➔	↓; 06/00→; → 1H999999; Scheibenbremse	1	<b>24.3727-0757.2</b>	<b>580757</b> L= 1.680 L2= 1.680 + Zub
			➔	↓; 06/00→; → 22006460; Scheibenbremse	1	<b>24.3727-0757.2</b>	<b>580757</b> L= 1.680 L2= 1.680 + Zub







	kw				!#		
<b>OPEL - ZAFIRA A Großraumlimousine (T98) 04/99→06/05</b>							
 <b>Seilzug, Feststellbremse</b>							
2.0 DI (F75)	63	07/99→06/00	➔	☒; 42000001→; für Fahrzeuge ohne Schlechtwegeausführung; Scheibenbremse	1	24.3727-0784.2 580784	L= 1.677 L2= 1.677 + Zub
2.0 DI 16V (F75)	60	07/99→06/05	➔	☒; 10/99→; → 1H999999; Scheibenbremse	1	24.3727-0748.2 580748	L= 279 + Zub
			➔	☒; 10/99→; → 22006460; Scheibenbremse	1	24.3727-0748.2 580748	L= 279 + Zub
			➔	☒; 22006461→ 32999999; Scheibenbremse	1	24.3727-0748.2 580748	L= 279 + Zub
			➔	☒; 42000001→; Scheibenbremse	1	24.3727-0748.2 580748	L= 279 + Zub
			➔	☒; 2H000001→ 32999999; Scheibenbremse	1	24.3727-0748.2 580748	L= 279 + Zub
			➔	☒; 2H000001→ 32999999; Scheibenbremse	1	24.3727-0756.2 580756	L= 1.680 L2= 1.680 + Zub
			➔	☒; 22006461→ 32999999; Scheibenbremse	1	24.3727-0756.2 580756	L= 1.680 L2= 1.680 + Zub
			➔	☒; 10/99→; → 22006460; Scheibenbremse	1	24.3727-0757.2 580757	L= 1.680 L2= 1.680 + Zub
			➔	☒; 10/99→; → 1H999999; Scheibenbremse	1	24.3727-0757.2 580757	L= 1.680 L2= 1.680 + Zub
➔	☒; 42000001→; für Fahrzeuge ohne Schlechtwegeausführung; Scheibenbremse	1	24.3727-0784.2 580784	L= 1.677 L2= 1.677 + Zub			
<b>OPEL - ZAFIRA B (A05) 07/05→04/15</b>							
 <b>Seilzug, Feststellbremse</b>							
1.6 (M75)	77	07/05→09/12	➔	☒; Scheibenbremse	1	24.3727-0790.2 580790	L= 1.749 L2= 1.774 + Zub
1.6 (M75)	85	01/08→04/15					
1.6 CNG (M75)	69	07/05→04/15					
1.6 CNG Turbo (M75)	110	02/09→04/15					
1.7 CDTI (M75)	81	01/08→04/15					
1.7 CDTI (M75)	92	01/08→04/15					
1.8 (M75)	88	06/13→04/15					
1.8 (M75)	103	07/05→04/15					
1.9 CDTI (M75)	74	07/05→12/10					
1.9 CDTI (M75)	88	07/05→04/15					
1.9 CDTI (M75)	110	07/05→04/15					
2.0 (M75)	147	07/05→12/10					
2.0 (M75)	177	01/06→12/10					
2.2 (M75)	110	07/05→12/12					
<b>OPEL - ZAFIRA B Van (A05) 07/05→04/15</b>							
 <b>Seilzug, Feststellbremse</b>							
1.6 CNG Turbo (M75)	110	02/09→04/15	➔	☒; Scheibenbremse	1	24.3727-0790.2 580790	L= 1.749 L2= 1.774 + Zub
1.7 CDTI (M75)	81	01/08→04/15					
1.7 CDTI (M75)	92	01/08→04/15					
1.8 (M75)	103	07/05→04/15					
<b>PEUGEOT - 106 I (1A, 1C) 08/91→04/96</b>							
 <b>Radbremszylinder</b>							
1.0	33	09/91→04/96	➔	+ ABS		24.3219-1112.3 020311	BDX Ø 19,05 GG
1.0	37	09/91→04/96	➔	☒; - ABS; Felge Lochzahl: 3		24.3219-1603.3 020200	Ø 19,05 GG
			➔	☒; - ABS; Felge Lochzahl: 3		24.3219-1604.3 020201	Ø 19,05 GG
			➔	☒; - ABS; Felge Lochzahl: 4		24.3219-1609.3 020319	Ø 19,05 GG
			➔	☒; - ABS; Felge Lochzahl: 4		24.3219-1610.3 020320	Ø 19,05 GG
1.1	44	09/91→04/96	➔	+ ABS		24.3219-1112.3 020311	BDX Ø 19,05 GG
			➔	☒; - ABS; TÜreanzahl: 5; Felge Lochzahl: 3		24.3219-1603.3 020200	Ø 19,05 GG
			➔	☒; - ABS; TÜreanzahl: 5; Felge Lochzahl: 3		24.3219-1604.3 020201	Ø 19,05 GG
			➔	☒; - ABS; TÜreanzahl: 3; Felge Lochzahl: 4		24.3219-1609.3 020319	Ø 19,05 GG
			➔	☒; - ABS; TÜreanzahl: 3; Felge Lochzahl: 4		24.3219-1610.3 020320	Ø 19,05 GG
1.3	72	10/93→04/96	➔	+ ABS		24.3219-1112.3 020311	BDX Ø 19,05 GG
1.4	51	08/91→03/96					
1.4	55	09/91→04/96	➔	☒; - ABS		24.3219-1609.3 020319	Ø 19,05 GG
1.4	69	09/91→04/96	➔	☒; - ABS		24.3219-1610.3 020320	Ø 19,05 GG
1.4	72	08/91→03/96					
1.4 D	37	09/92→04/96					
1.5 D	40	06/94→04/96					
1.5 D	43	06/94→04/96					

	kw				!#		
<b>PEUGEOT - 106 I (1A, 1C) 08/91→04/96</b>							
<b> Radbremszylinder</b>							
1.6	65	06/93→04/96	➡	+ ABS		24.3219-1112.3 020311	BDX Ø 19,05 GG
1.6	76	01/94→04/96	➡	☐; - ABS		24.3219-1609.3 020319	Ø 19,05 GG
			➡	☐; - ABS		24.3219-1610.3 020320	Ø 19,05 GG
<b>Zubehörsatz, Bremsbacken</b>							
1.0	33	09/91→04/96	➡	- ABS; Felge Lochzahl: 4		03.0137-9055.2 669055	BDX
1.0	37	09/91→04/96	➡	+ ABS		03.0137-9055.2 669055	BDX
			➡	- ABS; Felge Lochzahl: 3		03.0137-9079.2 669079	
1.1	44	09/91→04/96	➡	- ABS; Türenanzahl: 3; Felge Lochzahl: 4		03.0137-9055.2 669055	BDX
			➡	+ ABS		03.0137-9055.2 669055	BDX
			➡	- ABS; Türenanzahl: 5; Felge Lochzahl: 3		03.0137-9079.2 669079	
1.3	72	10/93→04/96	➡			03.0137-9055.2 669055	BDX
1.4	51	08/91→03/96					
1.4	55	09/91→04/96					
1.4	69	09/91→04/96					
1.4	72	08/91→03/96					
1.4 D	37	09/92→04/96					
1.5 D	40	06/94→04/96					
1.5 D	43	06/94→04/96					
1.6	65	06/93→04/96					
1.6	76	01/94→04/96					
<b> Bremstrommel</b>							
1.0	33	09/91→04/96	➡	- ABS; Felge Lochzahl: 3		24.0216-5001.1 480001	Ø 165,0 x 38,5 / 166 - RLG
1.0	37	09/91→04/96				24.0216-5701.2 480212	Ø 165,0 x 38,5 / 166 + RLG
1.1	44	09/91→04/96	➡	- ABS; Türenanzahl: 5; Felge Lochzahl: 3		24.0216-5001.1 480001	Ø 165,0 x 38,5 / 166 - RLG
						24.0216-5701.2 480212	Ø 165,0 x 38,5 / 166 + RLG
1.3	72	10/93→04/96	➡			24.0218-0020.1 480074	Ø 180,0 x 46 / 181 - RLG / - ABS Ring
1.4	69	09/91→04/96					
1.4	72	08/91→03/96				24.0218-0720.2 480205	Ø 180,0 x 46 / 181 + RLG / - ABS Ring
1.6	76	01/94→04/96					
1.5 D	40	06/94→04/96	➡	+ ABS		24.0218-0020.1 480074	Ø 180,0 x 46 / 181 - RLG / - ABS Ring
1.5 D	43	06/94→04/96					
1.6	65	06/93→04/96				24.0218-0720.2 480205	Ø 180,0 x 46 / 181 + RLG / - ABS Ring
<b> Bremsbackensatz</b>							
1.0	33	09/91→04/96	➡	- ABS; Felge Lochzahl: 3		03.0137-0195.2 650195	Ø 164 x 32
1.0	37	09/91→04/96				03.0420-0519.3 680519	BDX Ø 164 x 32 Ø 19,05 + RZ / + Zub Kit
						03.0520-0519.3 690519	BDX Ø 164 x 32 Ø 19,05 + RZ / + Zub TopKit
			➡	- ABS; Felge Lochzahl: 4		03.0137-0196.2 650196	BDX Ø 180 x 32
						03.0420-1619.3 681619	BDX Ø 180 x 32 Ø 19,05 + RZ / + Zub Kit
						03.0520-1619.3 691619	BDX Ø 180 x 32 Ø 19,05 + RZ / + Zub TopKit
			➡	+ ABS		03.0137-0196.2 650196	BDX Ø 180 x 32
1.1	44	09/91→04/96	➡	- ABS; Türenanzahl: 5; Felge Lochzahl: 3		03.0137-0195.2 650195	Ø 164 x 32
						03.0420-0519.3 680519	BDX Ø 164 x 32 Ø 19,05 + RZ / + Zub Kit
						03.0520-0519.3 690519	BDX Ø 164 x 32 Ø 19,05 + RZ / + Zub TopKit
			➡	- ABS; Türenanzahl: 3; Felge Lochzahl: 4		03.0137-0196.2 650196	BDX Ø 180 x 32
						03.0420-1619.3 681619	BDX Ø 180 x 32 Ø 19,05 + RZ / + Zub Kit
						03.0520-1619.3 691619	BDX Ø 180 x 32 Ø 19,05 + RZ / + Zub TopKit
			➡	+ ABS		03.0137-0196.2 650196	BDX Ø 180 x 32
1.3	72	10/93→04/96	➡			03.0137-0196.2 650196	BDX Ø 180 x 32
1.4	51	08/91→03/96					
1.4	55	09/91→04/96	➡	- ABS		03.0420-1619.3 681619	BDX Ø 180 x 32 Ø 19,05 + RZ / + Zub Kit
1.4	69	09/91→04/96					
1.4	72	08/91→03/96				03.0520-1619.3 691619	BDX Ø 180 x 32 Ø 19,05 + RZ / + Zub TopKit
1.4 D	37	09/92→04/96					
1.5 D	40	06/94→04/96					
1.5 D	43	06/94→04/96					
1.6	65	06/93→04/96					
1.6	76	01/94→04/96					










	kw				!#		
<b>PEUGEOT - 106 I (1A, 1C) 08/91→04/96</b>							
 <b>Seilzug, Feststellbremse</b>							
1.0	33	09/91→04/96	➡	☑; → S 51224674; Trommelbremse	2	24.3727-0807.2 580807	L= 1.292
1.0	37	09/91→04/96					
1.1	44	09/91→04/96	➡	☑; S 51224675→; Trommelbremse	2	24.3727-0816.2 580816	L= 1.442
1.3	72	10/93→04/96					
1.4	51	08/91→03/96					
1.4	55	09/91→04/96					
1.4	69	09/91→04/96					
1.4	72	08/91→03/96					
1.4 D	37	09/92→04/96					
1.5 D	40	06/94→04/96					
1.5 D	43	06/94→04/96					
1.6	65	06/93→04/96					
1.6	76	01/94→04/96					
<b>PEUGEOT - 106 II (1) 04/96→05/05</b>							
 <b>Radbremszylinder</b>							
1.0 i	33	05/96→10/99	➡	☑; - ABS; Felge Lochzahl: 3		24.3219-1603.3 020200	Ø 19,05 GG
1.0 i	37	01/97→03/01	➡	☑; - ABS; Felge Lochzahl: 3		24.3219-1604.3 020201	Ø 19,05 GG
			➡	☑; - ABS; Felge Lochzahl: 4		24.3219-1609.3 020319	Ø 19,05 GG
			➡	☑; - ABS; Felge Lochzahl: 4		24.3219-1610.3 020320	Ø 19,05 GG
			➡	→Orga 08056; + ABS		24.3220-1711.3 020409	TRW Ø 20,64 GG
			➡	Orga 08057→; + ABS		24.3220-1717.3 020430	TRW Ø 20,64 ALU
1.1 i	40	01/97→03/01	➡	☑; Felge Lochzahl: 3		24.3219-1603.3 020200	Ø 19,05 GG
			➡	☑; Felge Lochzahl: 3		24.3219-1604.3 020201	Ø 19,05 GG
			➡	☑; Felge Lochzahl: 4		24.3219-1609.3 020319	Ø 19,05 GG
			➡	☑; Felge Lochzahl: 4		24.3219-1610.3 020320	Ø 19,05 GG
			➡	→Orga 08056		24.3220-1711.3 020409	TRW Ø 20,64 GG
			➡	Orga 08057→; + ABS		24.3220-1717.3 020430	TRW Ø 20,64 ALU
1.1 i	44	05/96→07/04	➡	☑; → 03/04; - ABS; Felge Lochzahl: 3		24.3219-1603.3 020200	Ø 19,05 GG
			➡	☑; → 03/04; - ABS; Felge Lochzahl: 3		24.3219-1604.3 020201	Ø 19,05 GG
			➡	☑; → 03/04; - ABS; Felge Lochzahl: 4		24.3219-1609.3 020319	Ø 19,05 GG
			➡	☑; → 03/04; - ABS; Felge Lochzahl: 4		24.3219-1610.3 020320	Ø 19,05 GG
			➡	→Orga 08056; + ABS		24.3220-1711.3 020409	TRW Ø 20,64 GG
			➡	Orga 08057→; → 03/04; + ABS		24.3220-1717.3 020430	TRW Ø 20,64 ALU
1.4 i	55	05/96→07/04	➡	☑; → 03/04; - ABS		24.3219-1609.3 020319	Ø 19,05 GG
			➡	☑; → 03/04; - ABS		24.3219-1610.3 020320	Ø 19,05 GG
			➡	→Orga 08056; + ABS		24.3220-1711.3 020409	TRW Ø 20,64 GG
			➡	Orga 08057→; → 03/04; + ABS		24.3220-1717.3 020430	TRW Ø 20,64 ALU
1.5 D	40	05/96→03/01	➡	☑; - ABS		24.3219-1609.3 020319	Ø 19,05 GG
1.6 i	65	05/96→10/99	➡	☑; - ABS		24.3219-1610.3 020320	Ø 19,05 GG
			➡	→Orga 08056; + ABS		24.3220-1711.3 020409	TRW Ø 20,64 GG
			➡	Orga 08057→; + ABS		24.3220-1717.3 020430	TRW Ø 20,64 ALU
1.5 D	42	04/98→07/04	➡	☑; 10/00→ 03/04; - ABS		24.3219-1609.3 020319	Ø 19,05 GG
			➡	☑; 10/00→ 03/04; - ABS		24.3219-1610.3 020320	Ø 19,05 GG
			➡	10/00→ 03/04; + ABS		24.3220-1717.3 020430	TRW Ø 20,64 ALU
Electric	20	04/96→07/04	➡	- ABS; Felge Lochzahl: 4		24.3219-1112.3 020311	BDX Ø 19,05 GG
<b>Zubehörsatz, Bremsbacken</b>							
1.0 i	33	05/96→10/99	➡	- ABS; Felge Lochzahl: 4		03.0137-9055.2 669055	BDX
1.0 i	37	01/97→03/01	➡	- ABS; Felge Lochzahl: 3		03.0137-9079.2 669079	
1.1 i	40	01/97→03/01	➡	+ ABS		03.0137-9158.2 669158	TRW
1.1 i	44	05/96→07/04	➡	→ 03/04; - ABS; Felge Lochzahl: 4		03.0137-9055.2 669055	BDX
			➡	→ 03/04; - ABS; Felge Lochzahl: 3		03.0137-9079.2 669079	
			➡	→ 03/04; + ABS		03.0137-9158.2 669158	TRW
1.4 i	55	05/96→07/04	➡	→ 03/04; - ABS		03.0137-9055.2 669055	BDX
			➡	→ 03/04; + ABS		03.0137-9158.2 669158	TRW
1.5 D	40	05/96→03/01	➡	- ABS		03.0137-9055.2 669055	BDX
1.6 i	65	05/96→10/99	➡	+ ABS		03.0137-9158.2 669158	TRW
			↓				















	kw				!#		
<b>PEUGEOT - 106 II (1) 04/96→05/05</b>							
<b>Zubehörsatz, Bremsbacken</b>							
1.5 D	42	04/98→07/04	➡	10/00→03/04; - ABS		03.0137-9055.2 669055	BDX
			➡	10/00→03/04; + ABS		03.0137-9158.2 669158	TRW
Electric	20	04/96→07/04	➡			03.0137-9055.2 669055	BDX
<b> Bremstrommel</b>							
1.0 i	33	05/96→10/99	➡	- ABS; Felge Lochzahl: 3		24.0216-5001.1 480001	Ø 165,0 x 38,5 / 166 - RLG
1.0 i	37	01/97→03/01				24.0216-5701.2 480212	Ø 165,0 x 38,5 / 166 + RLG
1.1 i	40	01/97→03/01	➡	- ABS; Felge Lochzahl: 4		24.0218-0020.1 480074	Ø 180,0 x 46 / 181 - RLG / - ABS Ring
						24.0218-0720.2 480205	Ø 180,0 x 46 / 181 + RLG / - ABS Ring
			➡	+ ABS		24.0220-3013.1 480089	Ø 203,0 x 46,5 / 204,5 - RLG / - ABS Ring
1.1 i	44	05/96→07/04	➡	→ 03/04; - ABS; Felge Lochzahl: 3		24.0216-5001.1 480001	Ø 165,0 x 38,5 / 166 - RLG
			➡	→ 03/04; - ABS; Felge Lochzahl: 4		24.0218-0020.1 480074	Ø 180,0 x 46 / 181 - RLG / - ABS Ring
						24.0218-0720.2 480205	Ø 180,0 x 46 / 181 + RLG / - ABS Ring
			➡	→ 03/04; + ABS		24.0220-3013.1 480089	Ø 203,0 x 46,5 / 204,5 - RLG / - ABS Ring
1.4 i	55	05/96→07/04	➡	→ 03/04; - ABS		24.0218-0020.1 480074	Ø 180,0 x 46 / 181 - RLG / - ABS Ring
						24.0218-0720.2 480205	Ø 180,0 x 46 / 181 + RLG / - ABS Ring
			➡	→ 03/04; + ABS		24.0220-3013.1 480089	Ø 203,0 x 46,5 / 204,5 - RLG / - ABS Ring
1.5 D	40	05/96→03/01	➡	- ABS		24.0218-0020.1 480074	Ø 180,0 x 46 / 181 - RLG / - ABS Ring
1.6 i	65	05/96→10/99				24.0218-0720.2 480205	Ø 180,0 x 46 / 181 + RLG / - ABS Ring
			➡	+ ABS		24.0220-3013.1 480089	Ø 203,0 x 46,5 / 204,5 - RLG / - ABS Ring
1.5 D	42	04/98→07/04	➡	10/00→03/04; - ABS		24.0218-0020.1 480074	Ø 180,0 x 46 / 181 - RLG / - ABS Ring
						24.0218-0720.2 480205	Ø 180,0 x 46 / 181 + RLG / - ABS Ring
			➡	10/00→03/04; + ABS		24.0220-3013.1 480089	Ø 203,0 x 46,5 / 204,5 - RLG / - ABS Ring
Electric	20	04/96→07/04	➡	- ABS		24.0218-0020.1 480074	Ø 180,0 x 46 / 181 - RLG / - ABS Ring
						24.0218-0720.2 480205	Ø 180,0 x 46 / 181 + RLG / - ABS Ring
<b> Bremsbackensatz</b>							
1.0 i	33	05/96→10/99	➡	- ABS; Felge Lochzahl: 3		03.0137-0195.2 650195	Ø 164 x 32
1.0 i	37	01/97→03/01				03.0420-0519.3 680519	BDX Ø 164 x 32 Ø 19,05 + RZ / + Zub Kit
1.1 i	40	01/97→03/01	➡	- ABS; Felge Lochzahl: 4		03.0520-0519.3 690519	BDX Ø 164 x 32 Ø 19,05 + RZ / + Zub TopKit
			➡	- ABS; Felge Lochzahl: 4		03.0137-0196.2 650196	BDX Ø 180 x 32
						03.0420-1619.3 681619	BDX Ø 180 x 32 Ø 19,05 + RZ / + Zub Kit
						03.0520-1619.3 691619	BDX Ø 180 x 32 Ø 19,05 + RZ / + Zub TopKit
			➡	+ ABS		03.0137-0312.2 650312	TRW Ø 203 x 38
			➡	→ Orga 08056; + ABS		03.0520-5720.3 695720	TRW Ø 203 x 39 Ø 20,64 + RZ / + Zub TopKit
			➡	Orga 08057→; + ABS		03.0520-6420.3 696420	TRW Ø 203 x 39 Ø 20,64 + RZ / + Zub TopKit
1.1 i	44	05/96→07/04	➡	→ 03/04; - ABS; Felge Lochzahl: 3		03.0137-0195.2 650195	Ø 164 x 32
						03.0420-0519.3 680519	BDX Ø 164 x 32 Ø 19,05 + RZ / + Zub Kit
						03.0520-0519.3 690519	BDX Ø 164 x 32 Ø 19,05 + RZ / + Zub TopKit
			➡	→ 03/04; - ABS; Felge Lochzahl: 4		03.0137-0196.2 650196	BDX Ø 180 x 32
						03.0420-1619.3 681619	BDX Ø 180 x 32 Ø 19,05 + RZ / + Zub Kit


















	kw				!#		
<b>PEUGEOT - 106 II (1) 04/96→05/05</b>							
<b>Bremsbackensatz</b>							
1.1 i	44	05/96→07/04	➡	→ 03/04; - ABS; Felge Lochzahl: 4		<b>03.0520-1619.3 691619</b>	BDX Ø 180 x 32 Ø 19,05 + RZ / + Zub TopKit
			➡	→ 03/04; + ABS		<b>03.0137-0312.2 650312</b>	TRW Ø 203 x 38
			➡	→Orga 08056; + ABS		<b>03.0520-5720.3 695720</b>	TRW Ø 203 x 39 Ø 20,64 + RZ / + Zub TopKit
			➡	Orga 08057→; → 03/04; + ABS		<b>03.0520-6420.3 696420</b>	TRW Ø 203 x 39 Ø 20,64 + RZ / + Zub TopKit
1.4 i	55	05/96→07/04	➡	→ 03/04; - ABS		<b>03.0137-0196.2 650196</b>	BDX Ø 180 x 32
						<b>03.0420-1619.3 681619</b>	BDX Ø 180 x 32 Ø 19,05 + RZ / + Zub Kit
						<b>03.0520-1619.3 691619</b>	BDX Ø 180 x 32 Ø 19,05 + RZ / + Zub TopKit
			➡	→ 03/04; + ABS		<b>03.0137-0312.2 650312</b>	TRW Ø 203 x 38
			➡	→Orga 08056; + ABS		<b>03.0520-5720.3 695720</b>	TRW Ø 203 x 39 Ø 20,64 + RZ / + Zub TopKit
			➡	Orga 08057→; → 03/04; + ABS		<b>03.0520-6420.3 696420</b>	TRW Ø 203 x 39 Ø 20,64 + RZ / + Zub TopKit
1.5 D	40	05/96→03/01	➡	- ABS		<b>03.0137-0196.2 650196</b>	BDX Ø 180 x 32
1.6 i	65	05/96→10/99				<b>03.0420-1619.3 681619</b>	BDX Ø 180 x 32 Ø 19,05 + RZ / + Zub Kit
						<b>03.0520-1619.3 691619</b>	BDX Ø 180 x 32 Ø 19,05 + RZ / + Zub TopKit
			➡	+ ABS		<b>03.0137-0312.2 650312</b>	TRW Ø 203 x 38
			➡	→Orga 08056; + ABS		<b>03.0520-5720.3 695720</b>	TRW Ø 203 x 39 Ø 20,64 + RZ / + Zub TopKit
			➡	Orga 08057→; + ABS		<b>03.0520-6420.3 696420</b>	TRW Ø 203 x 39 Ø 20,64 + RZ / + Zub TopKit
1.5 D	42	04/98→07/04	➡	10/00→ 03/04; - ABS		<b>03.0137-0196.2 650196</b>	BDX Ø 180 x 32
						<b>03.0420-1619.3 681619</b>	BDX Ø 180 x 32 Ø 19,05 + RZ / + Zub Kit
						<b>03.0520-1619.3 691619</b>	BDX Ø 180 x 32 Ø 19,05 + RZ / + Zub TopKit
			➡	10/00→ 03/04; + ABS		<b>03.0137-0312.2 650312</b>	TRW Ø 203 x 38
						<b>03.0520-6420.3 696420</b>	TRW Ø 203 x 39 Ø 20,64 + RZ / + Zub TopKit
Electric	20	04/96→07/04	➡			<b>03.0137-0196.2 650196</b>	BDX Ø 180 x 32
<b>Seilzug, Feststellbremse</b>							
1.0 i	33	05/96→10/99	➡	⏴; Trommelbremse	2	<b>24.3727-0816.2 580816</b>	L= 1.442
1.0 i	37	01/97→03/01					
1.1 i	40	01/97→03/01					
1.5 D	40	05/96→03/01					
1.6 i	65	05/96→10/99					
1.1 i	44	05/96→07/04	➡	⏴; → 03/04; Trommelbremse	2	<b>24.3727-0816.2 580816</b>	L= 1.442
1.4 i	55	05/96→07/04					
1.5 D	42	04/98→07/04	➡	⏴; 10/00→ 03/04; Trommelbremse	2	<b>24.3727-0816.2 580816</b>	L= 1.442
1.6 i	74	05/96→01/01	➡	⏴; Scheibenbremse	2	<b>24.3727-0817.2 580817</b>	L= 1.505
1.6 S16	88	04/98→09/01					
1.6 S16	87	05/96→07/04	➡	⏴; → 03/04; Scheibenbremse	2	<b>24.3727-0817.2 580817</b>	L= 1.505
<b>PEUGEOT - 106 Van (1_) 08/91→03/01</b>							
<b>Radbremszylinder</b>							
1.0	33	09/91→03/01	➡	⏴; 05/96→; - ABS; Felge Lochzahl: 3		<b>24.3219-1603.3 020200</b>	Ø 19,05 GG
			➡	⏴; 05/96→; - ABS; Felge Lochzahl: 3		<b>24.3219-1604.3 020201</b>	Ø 19,05 GG
			➡	⏴; 05/96→; - ABS; Felge Lochzahl: 4		<b>24.3219-1609.3 020319</b>	Ø 19,05 GG
			➡	⏴; 05/96→; - ABS; Felge Lochzahl: 4		<b>24.3219-1610.3 020320</b>	Ø 19,05 GG
			➡	05/96→; →Orga 08056; + ABS		<b>24.3220-1711.3 020409</b>	TRW Ø 20,64 GG
			➡	Orga 08057→; + ABS		<b>24.3220-1717.3 020430</b>	TRW Ø 20,64 ALU
1.5 D	40	05/96→03/01	➡	⏴; - ABS		<b>24.3219-1609.3 020319</b>	Ø 19,05 GG
			➡	⏴; - ABS		<b>24.3219-1610.3 020320</b>	Ø 19,05 GG
			➡	→Orga 08056; + ABS		<b>24.3220-1711.3 020409</b>	TRW Ø 20,64 GG
			➡	Orga 08057→; + ABS		<b>24.3220-1717.3 020430</b>	TRW Ø 20,64 ALU
1.5 D	42	10/00→03/01	➡	⏴; - ABS		<b>24.3219-1609.3 020319</b>	Ø 19,05 GG
			➡	⏴; - ABS		<b>24.3219-1610.3 020320</b>	Ø 19,05 GG
			↓				
















	kw				!#		
<b>PEUGEOT - 106 Van (1_) 08/91→03/01</b>							
<b> Radbremszylinder</b>							
1.5 D	42	10/00→03/01	➡	+ ABS		24.3220-1717.3 020430	TRW Ø 20,64 ALU
Electric	20	04/96→03/01	➡	- ABS; Felge Lochzahl: 4		24.3219-1112.3 020311	BDX Ø 19,05 GG
<b>Zubehörsatz, Bremsbacken</b>							
1.0	33	09/91→03/01	➡	05/96→; - ABS; Felge Lochzahl: 4		03.0137-9055.2 669055	BDX
				05/96→; - ABS; Felge Lochzahl: 3		03.0137-9079.2 669079	
				05/96→; + ABS		03.0137-9158.2 669158	TRW
1.5 D	40	05/96→03/01	➡	- ABS		03.0137-9055.2 669055	BDX
1.5 D	42	10/00→03/01	➡	+ ABS		03.0137-9158.2 669158	TRW
Electric	20	04/96→03/01	➡			03.0137-9055.2 669055	BDX
<b> Bremstrommel</b>							
1.0	33	09/91→03/01	➡	05/96→; - ABS; Felge Lochzahl: 3		24.0216-5001.1 480001	Ø 165,0 x 38,5 / 166 - RLG
						24.0216-5701.2 480212	Ø 165,0 x 38,5 / 166 + RLG
				05/96→; - ABS; Felge Lochzahl: 4		24.0218-0020.1 480074	Ø 180,0 x 46 / 181 - RLG / - ABS Ring
						24.0218-0720.2 480205	Ø 180,0 x 46 / 181 + RLG / - ABS Ring
		➡	05/96→; + ABS		24.0220-3013.1 480089	Ø 203,0 x 46,5 / 204,5 - RLG / - ABS Ring	
1.5 D	40	05/96→03/01	➡	- ABS		24.0218-0020.1 480074	Ø 180,0 x 46 / 181 - RLG / - ABS Ring
1.5 D	42	10/00→03/01	➡			24.0218-0720.2 480205	Ø 180,0 x 46 / 181 + RLG / - ABS Ring
		➡	+ ABS		24.0220-3013.1 480089	Ø 203,0 x 46,5 / 204,5 - RLG / - ABS Ring	
Electric	20	04/96→03/01	➡	- ABS		24.0218-0020.1 480074	Ø 180,0 x 46 / 181 - RLG / - ABS Ring
						24.0218-0720.2 480205	Ø 180,0 x 46 / 181 + RLG / - ABS Ring
<b> Bremsbackensatz</b>							
1.0	33	09/91→03/01	➡	05/96→; - ABS; Felge Lochzahl: 3		03.0137-0195.2 650195	Ø 164 x 32
						03.0420-0519.3 680519	BDX Ø 164 x 32 Ø 19,05 + RZ / + Zub Kit
						03.0520-0519.3 690519	BDX Ø 164 x 32 Ø 19,05 + RZ / + Zub TopKit
				05/96→; - ABS; Felge Lochzahl: 4		03.0137-0196.2 650196	BDX Ø 180 x 32
						03.0420-1619.3 681619	BDX Ø 180 x 32 Ø 19,05 + RZ / + Zub Kit
						03.0520-1619.3 691619	BDX Ø 180 x 32 Ø 19,05 + RZ / + Zub TopKit
		➡	05/96→; + ABS		03.0137-0312.2 650312	TRW Ø 203 x 38	
		➡	05/96→; →Orga 08056; + ABS		03.0520-5720.3 695720	TRW Ø 203 x 39 Ø 20,64 + RZ / + Zub TopKit	
		➡	Orga 08057→; + ABS		03.0520-6420.3 696420	TRW Ø 203 x 39 Ø 20,64 + RZ / + Zub TopKit	
1.5 D	40	05/96→03/01	➡	- ABS		03.0137-0196.2 650196	BDX Ø 180 x 32
						03.0420-1619.3 681619	BDX Ø 180 x 32 Ø 19,05 + RZ / + Zub Kit
						03.0520-1619.3 691619	BDX Ø 180 x 32 Ø 19,05 + RZ / + Zub TopKit
				➡	+ ABS	03.0137-0312.2 650312	TRW Ø 203 x 38
		➡	→Orga 08056; + ABS		03.0520-5720.3 695720	TRW Ø 203 x 39 Ø 20,64 + RZ / + Zub TopKit	
		➡	Orga 08057→; + ABS		03.0520-6420.3 696420	TRW Ø 203 x 39 Ø 20,64 + RZ / + Zub TopKit	
1.5 D	42	10/00→03/01	➡	- ABS		03.0137-0196.2 650196	BDX Ø 180 x 32
						03.0420-1619.3 681619	BDX Ø 180 x 32 Ø 19,05 + RZ / + Zub Kit
						03.0520-1619.3 691619	BDX Ø 180 x 32 Ø 19,05 + RZ / + Zub TopKit
		➡	+ ABS		03.0137-0312.2 650312	TRW Ø 203 x 38	
					03.0520-6420.3 696420	TRW Ø 203 x 39 Ø 20,64 + RZ / + Zub TopKit	
Electric	20	04/96→03/01	➡			03.0137-0196.2 650196	BDX Ø 180 x 32
↓							









	kW				!#		
<b>PEUGEOT - 106 Van (1_) 08/91→03/01</b>							
 <b>Seilzug, Feststellbremse</b>							
1.0	33	09/91→03/01	➔	☑; 05/96→; Trommelbremse	2	24.3727-0816.2 580816	L= 1.442
1.5 D	40	05/96→03/01	➔	☑; Trommelbremse	2	24.3727-0816.2 580816	L= 1.442
1.5 D	42	10/00→03/01					
<b>PEUGEOT - 107 06/05→</b>							
 <b>Radbremszylinder</b>							
1.0	50	06/05→	➔	→ 05/14		24.3217-1719.3 020482	BOS Ø 17,46 ALU
1.4 HDi	40	06/05→05/14	➔			24.3217-1719.3 020482	BOS Ø 17,46 ALU
<b>Zubehörsatz, Bremsbacken</b>							
1.0	50	06/05→	➔	→ 05/14		03.0137-9287.2 669287	BOS
1.4 HDi	40	06/05→05/14	➔			03.0137-9287.2 669287	BOS
 <b>Bremstrommel</b>							
1.0	50	06/05→	➔	→ 05/14		24.0220-0046.1 480193	Ø 200,0 x 44 / 201
1.4 HDi	40	06/05→05/14	➔			24.0220-0046.1 480193	Ø 200,0 x 44 / 201
 <b>Bremsbackensatz</b>							
1.0	50	06/05→	➔	→ 05/14		03.0137-0466.2 650466 03.0520-4117.3 694117	BOS Ø 200 x 32 + HEB BOS Ø 200 x 32 Ø 17,46 + RZ / + Zub TopKit
1.4 HDi	40	06/05→05/14	➔			03.0137-0466.2 650466 03.0520-4117.3 694117	BOS Ø 200 x 32 + HEB BOS Ø 200 x 32 Ø 17,46 + RZ / + Zub TopKit
<b>PEUGEOT - 108 05/14→</b>							
 <b>Radbremszylinder</b>							
1.0 VTi	51	05/14→	➔			24.3217-1739.3 020597	BOS Ø 17,46 ALU
1.2	60	05/14→					
1.0 VTi 72	53	05/18→	➔		2	24.3217-1739.3 020597	BOS Ø 17,46 ALU
<b>Zubehörsatz, Bremsbacken</b>							
1.0 VTi	51	05/14→	➔			03.0137-9287.2 669287	BOS
1.0 VTi 72	53	05/18→					
1.2	60	05/14→					
 <b>Bremstrommel</b>							
1.0 VTi	51	05/14→	➔			24.0220-0046.1 480193	Ø 200,0 x 44 / 201
1.0 VTi 72	53	05/18→					
1.2	60	05/14→					
 <b>Bremsbackensatz</b>							
1.0 VTi	51	05/14→	➔			03.0137-0466.2 650466	BOS Ø 200 x 32 + HEB
1.0 VTi 72	53	05/18→					
1.2	60	05/14→					
<b>PEUGEOT - 205 II (20A/C) 01/87→12/00</b>							
 <b>Radbremszylinder</b>							
1.0	33	10/87→09/98	➔	☑; 09/90→		24.3219-1601.3 020198 24.3219-1605.3 020202	TRW Ø 19,05 GG BDX Ø 19,05 GG
			➔	☑; 09/90→		24.3219-1602.3 020199 24.3219-1606.3 020203	TRW Ø 19,05 GG BDX Ø 19,05 GG
			➔	☑		24.3219-1601.3 020198 24.3219-1605.3 020202	TRW Ø 19,05 GG BDX Ø 19,05 GG
1.0	37	08/92→05/97	➔	☑		24.3219-1601.3 020198 24.3219-1605.3 020202	TRW Ø 19,05 GG BDX Ø 19,05 GG
			➔	☑		24.3219-1602.3 020199 24.3219-1606.3 020203	TRW Ø 19,05 GG BDX Ø 19,05 GG
			➔	☑		24.3219-1118.3 020332	TRW Ø 19,05 GG
1.1 1.6 1.6	44 53 55	07/89→09/98 10/87→09/98 10/87→09/98	➔	→ 08/90		24.3219-1118.3 020332	TRW Ø 19,05 GG
			➔	☑; 09/90→		24.3219-1601.3 020198 24.3219-1605.3 020202	TRW Ø 19,05 GG BDX Ø 19,05 GG
			➔	☑; 09/90→		24.3219-1602.3 020199 24.3219-1606.3 020203	TRW Ø 19,05 GG BDX Ø 19,05 GG
1.4	55	07/88→09/98	➔	07/89→ 08/90		24.3219-1118.3 020332	TRW Ø 19,05 GG
			➔	☑; 09/90→		24.3219-1601.3 020198 24.3219-1605.3 020202	TRW Ø 19,05 GG BDX Ø 19,05 GG
			➔	☑; 09/90→		24.3219-1602.3 020199	TRW Ø 19,05 GG

	kw				!#		
<b>PEUGEOT - 205 II (20A/C) 01/87→12/00</b>							
<b> Radbremszylinder</b>							
1.4	55	07/88→09/98	➡	☐; 09/90→		24.3219-1606.3 020203	BDX Ø 19,05 GG
1.6 Aut. 1.6 Aut.	58 65	10/87→09/98 05/90→09/98	➡	→ 08/90; Automatikgetriebe		24.3219-1118.3 020332	TRW Ø 19,05 GG
			➡	☐; 09/90→		24.3219-1601.3 020198	TRW Ø 19,05 GG
			➡	☐; 09/90→		24.3219-1605.3 020202	BDX Ø 19,05 GG
			➡	☐; 09/90→		24.3219-1602.3 020199	TRW Ø 19,05 GG
			➡	☐; 09/90→		24.3219-1606.3 020203	BDX Ø 19,05 GG
1.7 Diesel	44	07/87→09/98	➡	☐; → 08/90		24.3219-1601.3 020198	TRW Ø 19,05 GG
			➡	☐; → 08/90		24.3219-1605.3 020202	BDX Ø 19,05 GG
			➡	☐; → 08/90		24.3219-1602.3 020199	TRW Ø 19,05 GG
			➡	☐; → 08/90		24.3219-1606.3 020203	BDX Ø 19,05 GG
			➡	03/94→		24.3220-1619.3 020246	TRW Ø 20,64 GG
1.8 TD	57	01/90→09/98	➡	09/90→; + ABS		24.3219-1118.3 020332	TRW Ø 19,05 GG
			➡	☐; 09/90→; - ABS		24.3219-1601.3 020198	TRW Ø 19,05 GG
			➡	☐; 09/90→; - ABS		24.3219-1605.3 020202	BDX Ø 19,05 GG
			➡	☐; 09/90→; - ABS		24.3219-1602.3 020199	TRW Ø 19,05 GG
			➡	☐; 09/90→; - ABS		24.3219-1606.3 020203	BDX Ø 19,05 GG
1.8 XDT	58	08/90→05/97	➡	+ ABS		24.3219-1118.3 020332	TRW Ø 19,05 GG
1.9 Diesel	47	10/87→09/98	➡	☐; 09/90→		24.3219-1601.3 020198	TRW Ø 19,05 GG
			➡	☐; 09/90→		24.3219-1605.3 020202	BDX Ø 19,05 GG
			➡	☐; 09/88→ 08/90		24.3219-1601.3 020198	TRW Ø 19,05 GG
			➡	☐; 09/88→ 08/90		24.3219-1605.3 020202	BDX Ø 19,05 GG
			➡	☐; 09/88→ 08/90		24.3219-1602.3 020199	TRW Ø 19,05 GG
			➡	☐; 09/88→ 08/90		24.3219-1606.3 020203	BDX Ø 19,05 GG
			➡	☐; 09/90→		24.3219-1602.3 020199	TRW Ø 19,05 GG
			➡	☐; 09/90→		24.3219-1606.3 020203	BDX Ø 19,05 GG
			➡	09/90→		24.3220-1619.3 020246	TRW Ø 20,64 GG
<b>Zubehörsatz, Bremsbacken</b>							
1.0	33	10/87→09/98		09/90→		03.0137-9055.2 669055	BDX
						03.0137-9175.2 669175	TRW
1.0	37	08/92→05/97				03.0137-9055.2 669055	BDX
						03.0137-9175.2 669175	TRW
1.1	44	07/89→09/98		09/90→		03.0137-9055.2 669055	BDX
1.4	55	07/88→09/98				03.0137-9175.2 669175	TRW
1.6	53	10/87→09/98				03.0137-9175.2 669175	TRW
1.6	55	10/87→09/98	➡	→ 08/90		03.0137-9056.2 669056	TRW
1.6 Aut.	58	10/87→09/98		09/90→		03.0137-9055.2 669055	BDX
1.6 Aut.	65	05/90→09/98				03.0137-9175.2 669175	TRW
			➡	→ 08/90; Automatikgetriebe		03.0137-9056.2 669056	TRW
1.7 Diesel	44	07/87→09/98	➡	→ 08/90		03.0137-9055.2 669055	BDX
			➡	→ 08/90		03.0137-9175.2 669175	TRW
			➡	03/94→		03.0137-9056.2 669056	TRW
1.8 TD	57	01/90→09/98		09/90→; - ABS		03.0137-9055.2 669055	BDX
						03.0137-9175.2 669175	TRW
			➡	09/90→; + ABS		03.0137-9056.2 669056	TRW
1.8 XDT	58	08/90→05/97	➡	+ ABS		03.0137-9056.2 669056	TRW
1.9 Diesel	47	10/87→09/98		09/90→		03.0137-9055.2 669055	BDX
						03.0137-9175.2 669175	TRW
			➡	09/88→ 08/90		03.0137-9055.2 669055	BDX
						03.0137-9175.2 669175	TRW
			➡	09/90→		03.0137-9056.2 669056	TRW
<b> Bremsbackensatz</b>							
1.0	33	10/87→09/98	➡	09/90→		03.0137-0196.2 650196	BDX Ø 180 x 32
						03.0137-0197.2 650197	TRW Ø 180 x 32 + HEB
						03.0520-0419.3 690419	TRW Ø 180 x 32 Ø 19,05 + RZ / + Zub TopKit
						03.0520-0619.3 690619	BDX Ø 180 x 32 Ø 19,05 + RZ / + Zub TopKit
1.0	37	08/92→05/97	➡			03.0137-0196.2 650196	BDX Ø 180 x 32
						03.0137-0197.2 650197	TRW Ø 180 x 32 + HEB
↓							

	kw					!#		
<b>PEUGEOT - 205 II (20A/C) 01/87→12/00</b>								
<b>Bremsbackensatz</b>								
1.0	37	08/92→05/97	➡				<b>03.0520-0419.3 690419</b> <b>03.0520-0619.3 690619</b>	TRW Ø 180 x 32 Ø 19,05 + RZ / + Zub TopKit BDX Ø 180 x 32 Ø 19,05 + RZ / + Zub TopKit
1.1 1.4 1.6 1.6	44 55 53 55	07/89→09/98 07/88→09/98 10/87→09/98 10/87→09/98	➡	09/90→			<b>03.0137-0196.2 650196</b> <b>03.0137-0197.2 650197</b> <b>03.0520-0419.3 690419</b> <b>03.0520-0619.3 690619</b>	BDX Ø 180 x 32 TRW Ø 180 x 32 + HEB TRW Ø 180 x 32 Ø 19,05 + RZ / + Zub TopKit BDX Ø 180 x 32 Ø 19,05 + RZ / + Zub TopKit
			➡	→ 08/90			<b>03.0137-0201.2 650201</b> <b>03.0520-0919.3 690919</b>	TRW Ø 180 x 41 + HEB TRW Ø 180 x 41 Ø 19,05 + RZ / + Zub TopKit
1.6 Aut. 1.6 Aut.	58 65	10/87→09/98 05/90→09/98	➡	09/90→			<b>03.0137-0196.2 650196</b> <b>03.0137-0197.2 650197</b> <b>03.0520-0419.3 690419</b> <b>03.0520-0619.3 690619</b>	BDX Ø 180 x 32 TRW Ø 180 x 32 + HEB TRW Ø 180 x 32 Ø 19,05 + RZ / + Zub TopKit BDX Ø 180 x 32 Ø 19,05 + RZ / + Zub TopKit
			➡	→ 08/90; Automatikgetriebe			<b>03.0137-0201.2 650201</b> <b>03.0520-0919.3 690919</b>	TRW Ø 180 x 41 + HEB TRW Ø 180 x 41 Ø 19,05 + RZ / + Zub TopKit
1.7 Diesel	44	07/87→09/98	➡	→ 08/90			<b>03.0137-0196.2 650196</b> <b>03.0137-0197.2 650197</b> <b>03.0520-0419.3 690419</b> <b>03.0520-0619.3 690619</b>	BDX Ø 180 x 32 TRW Ø 180 x 32 + HEB TRW Ø 180 x 32 Ø 19,05 + RZ / + Zub TopKit BDX Ø 180 x 32 Ø 19,05 + RZ / + Zub TopKit
			➡	03/94→			<b>03.0137-0201.2 650201</b> <b>03.0520-3120.3 693120</b>	TRW Ø 180 x 41 + HEB TRW Ø 180 x 41 Ø 20,64 + RZ / + Zub TopKit
1.8 TD	57	01/90→09/98	➡	09/90→; - ABS			<b>03.0137-0196.2 650196</b> <b>03.0137-0197.2 650197</b> <b>03.0520-0419.3 690419</b> <b>03.0520-0619.3 690619</b>	BDX Ø 180 x 32 TRW Ø 180 x 32 + HEB TRW Ø 180 x 32 Ø 19,05 + RZ / + Zub TopKit BDX Ø 180 x 32 Ø 19,05 + RZ / + Zub TopKit
			➡	09/90→; + ABS			<b>03.0137-0201.2 650201</b> <b>03.0520-0919.3 690919</b>	TRW Ø 180 x 41 + HEB TRW Ø 180 x 41 Ø 19,05 + RZ / + Zub TopKit
1.8 XDT	58	08/90→05/97	➡	+ ABS			<b>03.0137-0201.2 650201</b>	TRW Ø 180 x 41 + HEB
1.9 Diesel	47	10/87→09/98	➡	09/88→ 08/90			<b>03.0137-0196.2 650196</b> <b>03.0137-0197.2 650197</b> <b>03.0520-0419.3 690419</b> <b>03.0520-0619.3 690619</b>	BDX Ø 180 x 32 TRW Ø 180 x 32 + HEB TRW Ø 180 x 32 Ø 19,05 + RZ / + Zub TopKit BDX Ø 180 x 32 Ø 19,05 + RZ / + Zub TopKit
			➡	09/90→			<b>03.0137-0196.2 650196</b> <b>03.0137-0197.2 650197</b> <b>03.0137-0201.2 650201</b> <b>03.0520-0419.3 690419</b> <b>03.0520-0619.3 690619</b> <b>03.0520-3120.3 693120</b>	BDX Ø 180 x 32 TRW Ø 180 x 32 + HEB TRW Ø 180 x 41 + HEB TRW Ø 180 x 32 Ø 19,05 + RZ / + Zub TopKit BDX Ø 180 x 32 Ø 19,05 + RZ / + Zub TopKit TRW Ø 180 x 41 Ø 20,64 + RZ / + Zub TopKit
<b>Seilzug, Feststellbremse</b>								
1.0 1.8 TD	33 57	10/87→09/98 01/90→09/98	➡	<input type="checkbox"/> ; 09/90→; Trommelbremse			<b>24.3727-0801.2 580801</b>	L= 1.386
			➡	<input type="checkbox"/> ; 09/90→; Trommelbremse			<b>24.3727-0802.2 580802</b>	L= 1.372
1.0 1.8 XDT	37 58	08/92→05/97 08/90→05/97	➡	<input type="checkbox"/> ; Trommelbremse			<b>24.3727-0801.2 580801</b>	L= 1.386
			➡	<input type="checkbox"/> ; Trommelbremse			<b>24.3727-0802.2 580802</b>	L= 1.372
1.1 1.4 1.6 1.6	44 55 53 55	07/89→09/98 07/88→09/98 10/87→09/98 10/87→09/98	➡	<input type="checkbox"/> ; → 08/90; Trommelbremse			<b>24.3727-0801.2 580801</b>	L= 1.386
			➡	<input type="checkbox"/> ; 09/90→; Trommelbremse			<b>24.3727-0801.2 580801</b>	L= 1.386
			➡	<input type="checkbox"/> ; → 08/90; Trommelbremse			<b>24.3727-0802.2 580802</b>	L= 1.372
↓								
















	kw					!#		
<b>PEUGEOT - 205 II (20A/C) 01/87→12/00</b>								
 <b>Seilzug, Feststellbremse</b>								
1.1 1.4 1.6 1.6	44 55 53 55	07/89→09/98 07/88→09/98 10/87→09/98 10/87→09/98	➔	<input type="checkbox"/> ; 09/90→; Trommelbremse			24.3727-0802.2 580802	L= 1.372
1.6 Aut. 1.6 Aut.	58 65	10/87→09/98 05/90→09/98	➔	<input type="checkbox"/> ; → 08/90; Automatikgetriebe; Trommelbremse			24.3727-0801.2 580801	L= 1.386
			➔	<input type="checkbox"/> ; 09/90→; Trommelbremse			24.3727-0801.2 580801	L= 1.386
			➔	<input type="checkbox"/> ; 09/90→; Trommelbremse			24.3727-0802.2 580802	L= 1.372
			➔	<input type="checkbox"/> ; → 08/90; Automatikgetriebe; Trommelbremse			24.3727-0802.2 580802	L= 1.372
1.7 Diesel	44	07/87→09/98	➔	<input type="checkbox"/> ; 03/94→; Trommelbremse			24.3727-0801.2 580801	L= 1.386
			➔	<input type="checkbox"/> ; → 08/90; Trommelbremse			24.3727-0801.2 580801	L= 1.386
			➔	<input type="checkbox"/> ; 03/94→; Trommelbremse			24.3727-0802.2 580802	L= 1.372
			➔	<input type="checkbox"/> ; → 08/90; Trommelbremse			24.3727-0802.2 580802	L= 1.372
1.9 Diesel	47	10/87→09/98	➔	<input type="checkbox"/> ; 09/88→ 08/90; Trommelbremse			24.3727-0801.2 580801	L= 1.386
			➔	<input type="checkbox"/> ; 09/90→; Trommelbremse			24.3727-0801.2 580801	L= 1.386
			➔	<input type="checkbox"/> ; 09/88→ 08/90; Trommelbremse			24.3727-0802.2 580802	L= 1.372
			➔	<input type="checkbox"/> ; 09/90→; Trommelbremse			24.3727-0802.2 580802	L= 1.372
1.9 GTI	94	10/87→09/98	➔	<input type="checkbox"/> ; 09/90→; Scheibenbremse			24.3727-0810.2 580810	L= 1.417
			➔	<input type="checkbox"/> ; → 08/88; Scheibenbremse			24.3727-0810.2 580810	L= 1.417
			➔	<input type="checkbox"/> ; → 08/88; Scheibenbremse			24.3727-0811.2 580811	L= 1.432
			➔	<input type="checkbox"/> ; 09/90→; Scheibenbremse			24.3727-0811.2 580811	L= 1.432
<b>PEUGEOT - 205 Kasten 03/94→05/97</b>								
 <b>Radbremszylinder</b>								
1.7 Diesel	44	03/94→05/97	➔				24.3220-1619.3 020246	TRW Ø 20,64 GG
<b>Zubehörsatz, Bremsbacken</b>								
1.7 Diesel	44	03/94→05/97	➔				03.0137-9056.2 669056	TRW
 <b>Bremsbackensatz</b>								
1.7 Diesel	44	03/94→05/97	➔				03.0137-0201.2 650201 03.0520-3120.3 693120	TRW Ø 180 x 41 + HEB TRW Ø 180 x 41 Ø 20,64 + RZ / + Zub TopKit
 <b>Seilzug, Feststellbremse</b>								
1.7 Diesel	44	03/94→05/97	➔	<input type="checkbox"/> ; Trommelbremse			24.3727-0801.2 580801	L= 1.386
			➔	<input type="checkbox"/> ; Trommelbremse			24.3727-0802.2 580802	L= 1.372
<b>PEUGEOT - 206 CC (2D) 09/00→</b>								
 <b>Seilzug, Feststellbremse</b>								
1.6 1.6 16V 1.6 HDi 110 2.0 S16	81 80 80 100	09/01→12/08 09/00→ 04/05→ 09/00→	➔	<input checked="" type="checkbox"/> ; →Orga 11108; Scheibenbremse	2		24.3727-0833.2 580833	L= 1.707
<b>PEUGEOT - 206 Schrägheck (2A/C) 08/98→</b>								
 <b>Radbremszylinder</b>								
1.1	40	08/98→07/00	➔	09/98→; - ABS			24.3219-1112.3 020311	BDX Ø 19,05 GG
			➔	<input type="checkbox"/> ; 09/98→; - ABS			24.3220-1617.3 020244	BDX Ø 20,64 GG
			➔	<input type="checkbox"/> ; 09/98→; - ABS			24.3220-1618.3 020245	BDX Ø 20,64 GG
			➔	09/98→; + ABS			24.3220-1717.3 020430	TRW Ø 20,64 ALU
1.1 i 1.4 HDi eco 70 1.4 i	44 50 55	09/98→ 09/01→ 09/98→	➔	→ 02/09; - ABS			24.3219-1112.3 020311	BDX Ø 19,05 GG
			➔	<input type="checkbox"/> ; → 02/09; - ABS			24.3220-1617.3 020244	BDX Ø 20,64 GG
			➔	<input type="checkbox"/> ; → 02/09; - ABS			24.3220-1618.3 020245	BDX Ø 20,64 GG
			➔	→ 02/09; + ABS			24.3220-1717.3 020430	TRW Ø 20,64 ALU
1.4 16V 1.6 16V	65 80	10/03→ 12/00→	➔	→ 02/09			24.3220-1717.3 020430	TRW Ø 20,64 ALU
1.4 CNG 1.4 HDi 1.4 LPG	55 51 55	05/06→09/07 09/02→02/07 05/06→09/07	➔	- ABS			24.3219-1112.3 020311	BDX Ø 19,05 GG
			➔	<input type="checkbox"/> ; - ABS			24.3220-1617.3 020244	BDX Ø 20,64 GG
			↓					













	kw				!#		
<b>PEUGEOT - 206 Schrägheck (2A/C) 08/98→</b>							
<b> Radbremszylinder</b>							
1.4 CNG 1.4 HDi 1.4 LPG	55 51 55	05/06→09/07 09/02→02/07 05/06→09/07	➡ ➡ ➡	☐; - ABS + ABS		24.3220-1618.3 020245 24.3220-1717.3 020430 24.3220-1717.3 020430	BDX Ø 20,64 GG TRW Ø 20,64 ALU TRW Ø 20,64 ALU
1.6 1.6 16V	81 79	05/05→07/08 06/01→04/09	➡ ➡			24.3220-1717.3 020430	TRW Ø 20,64 ALU
1.6 8V	66	05/99→10/03	➡ ➡ ➡ ➡ ➡	→ 12/00; Schaltgetriebe; - ABS ☐; → 12/00; - ABS; Schaltgetriebe ☐; → 12/00; - ABS; Schaltgetriebe → 12/00; - ABS; Vollautomatik → 12/00; + ABS		24.3219-1112.3 020311 24.3220-1617.3 020244 24.3220-1618.3 020245 24.3220-1717.3 020430 24.3220-1717.3 020430	BDX Ø 19,05 GG BDX Ø 20,64 GG BDX Ø 20,64 GG TRW Ø 20,64 ALU TRW Ø 20,64 ALU
1.6 i	65	09/98→12/00	➡ ➡ ➡ ➡ ➡	Schaltgetriebe; - ABS ☐; - ABS; Schaltgetriebe ☐; - ABS; Schaltgetriebe + ABS - ABS; Vollautomatik		24.3219-1112.3 020311 24.3220-1617.3 020244 24.3220-1618.3 020245 24.3220-1717.3 020430 24.3220-1717.3 020430	BDX Ø 19,05 GG BDX Ø 20,64 GG BDX Ø 20,64 GG TRW Ø 20,64 ALU TRW Ø 20,64 ALU
1.9 D	51	09/98→11/01	➡ ➡	- ABS + ABS		24.3219-1112.3 020311 24.3220-1717.3 020430	BDX Ø 19,05 GG TRW Ø 20,64 ALU
2.0 HDI 90	66	12/99→	➡	→ 02/09; + ABS		24.3220-1717.3 020430	TRW Ø 20,64 ALU
<b>Zubehörsatz, Bremsbacken</b>							
1.1	40	08/98→07/00	➡ ➡ ➡	09/98→; - ABS 09/98→; →Orga 09456; + ABS Orga 09457→; + ABS		03.0137-9088.2 669088 03.0137-9158.2 669158 03.0137-9278.2 669278	BDX TRW TRW
1.1 i 1.4 HDi eco 70 1.4 i	44 50 55	09/98→ 09/01→ 09/98→	➡ ➡ ➡	→ 02/09; - ABS →Orga 09456; + ABS Orga 09457→; → 02/09; + ABS		03.0137-9088.2 669088 03.0137-9158.2 669158 03.0137-9278.2 669278	BDX TRW TRW
1.4 16V 1.6 16V	65 80	10/03→ 12/00→	➡	→ 02/09		03.0137-9278.2 669278	
1.4 CNG 1.4 LPG	55 55	05/06→09/07 05/06→09/07	➡ ➡	- ABS + ABS		03.0137-9088.2 669088 03.0137-9278.2 669278	BDX
1.4 HDi 1.9 D	51 51	09/02→02/07 09/98→11/01	➡ ➡ ➡	- ABS →Orga 09456; + ABS Orga 09457→; + ABS		03.0137-9088.2 669088 03.0137-9158.2 669158 03.0137-9278.2 669278	BDX TRW TRW
1.6 1.6 16V	81 79	05/05→07/08 06/01→04/09	➡			03.0137-9278.2 669278	
1.6 8V	66	05/99→10/03	➡ ➡	→ 12/00; - ABS → 12/00; + ABS		03.0137-9088.2 669088 03.0137-9158.2 669158	BDX TRW
1.6 i	65	09/98→12/00	➡ ➡	- ABS + ABS		03.0137-9088.2 669088 03.0137-9158.2 669158	BDX TRW
2.0 HDI 90	66	12/99→	➡ ➡	→Orga 09456 Orga 09457→; → 02/09		03.0137-9158.2 669158 03.0137-9278.2 669278	TRW TRW
<b> Bremstrommel</b>							
1.1	40	08/98→07/00	➡ ➡ ➡	09/98→; - ABS 09/98→; →Orga 10254; + ABS Orga 10255→; + ABS		24.0218-0020.1 480074 24.0218-0720.2 480205 24.0220-3013.1 480089 24.0220-3029.1 480179 24.0220-3729.2 480217	Ø 180,0 x 46 / 181 - RLG / - ABS Ring Ø 180,0 x 46 / 181 + RLG / - ABS Ring Ø 203,0 x 46,5 / 204,5 - RLG / - ABS Ring Ø 203,0 x 42 / 204,5 - RLG / - ABS Ring Ø 203,0 x 42 / 204,5 + RLG / + ABS Ring
1.1 i 1.4 HDi eco 70 1.4 i	44 50 55	09/98→ 09/01→ 09/98→	➡ ➡ ➡	→ 02/09; - ABS →Orga 10254; + ABS Orga 10255→; → 02/09; + ABS		24.0218-0020.1 480074 24.0218-0720.2 480205 24.0220-3013.1 480089 24.0220-3029.1 480179	Ø 180,0 x 46 / 181 - RLG / - ABS Ring Ø 180,0 x 46 / 181 + RLG / - ABS Ring Ø 203,0 x 46,5 / 204,5 - RLG / - ABS Ring Ø 203,0 x 42 / 204,5 - RLG / - ABS Ring






































	kw					!#		
<b>PEUGEOT - 206 Schrägheck (2A/C) 08/98→</b>								
<b>Bremstrommel</b>								
1.1 i 1.4 HDi eco 70 1.4 i	44 50 55	09/98→ 09/01→ 09/98→	➡	Orga 10255→; → 02/09; + ABS			24.0220-3729.2 480217	Ø 203,0 x 42 / 204,5 + RLG / + ABS Ring
1.4 16V 1.6 16V 2.0 HDi 90	65 80 66	10/03→ 12/00→ 12/99→	➡	→ 02/09			24.0220-3013.1 480089	Ø 203,0 x 46,5 / 204,5 - RLG / - ABS Ring
1.4 CNG 1.4 LPG	55 55	05/06→09/07 05/06→09/07	➡	- ABS			24.0218-0020.1 480074	Ø 180,0 x 46 / 181 - RLG / - ABS Ring
			➡	+ ABS			24.0220-3029.1 480179	Ø 203,0 x 42 / 204,5 - RLG / - ABS Ring
							24.0220-3729.2 480217	Ø 203,0 x 42 / 204,5 + RLG / + ABS Ring
1.4 HDi	51	09/02→02/07	➡	- ABS			24.0218-0020.1 480074	Ø 180,0 x 46 / 181 - RLG / - ABS Ring
			➡	→Orga 10254; + ABS			24.0220-3013.1 480089	Ø 203,0 x 46,5 / 204,5 - RLG / - ABS Ring
			➡	Orga 10255→; + ABS			24.0220-3029.1 480179	Ø 203,0 x 42 / 204,5 - RLG / - ABS Ring
							24.0220-3729.2 480217	Ø 203,0 x 42 / 204,5 + RLG / + ABS Ring
1.6 1.6 16V	81 79	05/05→07/08 06/01→04/09	➡				24.0220-3013.1 480089	Ø 203,0 x 46,5 / 204,5 - RLG / - ABS Ring
1.6 8V	66	05/99→10/03	➡	→ 12/00; - ABS			24.0218-0020.1 480074	Ø 180,0 x 46 / 181 - RLG / - ABS Ring
							24.0218-0720.2 480205	Ø 180,0 x 46 / 181 + RLG / - ABS Ring
			➡	→ 12/00; + ABS			24.0220-3013.1 480089	Ø 203,0 x 46,5 / 204,5 - RLG / - ABS Ring
1.6 i 1.9 D	65 51	09/98→12/00 09/98→11/01	➡	- ABS			24.0218-0020.1 480074	Ø 180,0 x 46 / 181 - RLG / - ABS Ring
							24.0218-0720.2 480205	Ø 180,0 x 46 / 181 + RLG / - ABS Ring
			➡	+ ABS			24.0220-3013.1 480089	Ø 203,0 x 46,5 / 204,5 - RLG / - ABS Ring
<b>Bremsbackensatz</b>								
1.1	40	08/98→07/00	➡	09/98→; →Orga 09456; + ABS			03.0137-0312.2 650312	TRW Ø 203 x 38
							03.0520-6420.3 696420	TRW Ø 203 x 39 Ø 20,64 + RZ / + Zub TopKit
			➡	09/98→; - ABS			03.0137-0354.2 650354	BDX Ø 180 x 32 + HEB
							03.0520-4819.3 694819	BDX Ø 180 x 32 Ø 19,05 + RZ / - RZR / + Zub TopKit
							03.0520-6520.3 696520	BDX Ø 180 x 32 Ø 20,64 + RZ / + Zub TopKit
			➡	Orga 09457→; + ABS			03.0137-0446.2 650446	Ø 203 x 39 + HEB
							03.0520-7720.3 697720	TRW Ø 203 x 39 Ø 20,64 + RZ / + Zub TopKit
1.1 i 1.4 HDi eco 70 1.4 i	44 50 55	09/98→ 09/01→ 09/98→	➡	→Orga 09456; + ABS			03.0137-0312.2 650312	TRW Ø 203 x 38
							03.0520-6420.3 696420	TRW Ø 203 x 39 Ø 20,64 + RZ / + Zub TopKit
			➡	→ 02/09; - ABS			03.0137-0354.2 650354	BDX Ø 180 x 32 + HEB
							03.0520-4819.3 694819	BDX Ø 180 x 32 Ø 19,05 + RZ / - RZR / + Zub TopKit
							03.0520-6520.3 696520	BDX Ø 180 x 32 Ø 20,64 + RZ / + Zub TopKit
			➡	Orga 09457→; → 02/09; + ABS			03.0137-0446.2 650446	Ø 203 x 39 + HEB
							03.0520-7720.3 697720	TRW Ø 203 x 39 Ø 20,64 + RZ / + Zub TopKit
1.4 16V 1.6 16V	65 80	10/03→ 12/00→	➡	→ 02/09			03.0137-0446.2 650446	Ø 203 x 39 + HEB
							03.0520-7720.3 697720	TRW Ø 203 x 39 Ø 20,64 + RZ / + Zub TopKit
1.4 CNG 1.4 LPG	55 55	05/06→09/07 05/06→09/07	➡	- ABS			03.0137-0354.2 650354	BDX Ø 180 x 32 + HEB
			➡	+ ABS			03.0137-0446.2 650446	Ø 203 x 39 + HEB
							03.0520-7720.3 697720	TRW Ø 203 x 39 Ø 20,64 + RZ / + Zub TopKit
↓								

	kw				!#		
<b>PEUGEOT - 206 Schrägheck (2A/C) 08/98→</b>							
<b>Bremsbackensatz</b>							
1.4 HDi	51	09/02→02/07	➔	→Orga 09456; + ABS		03.0137-0312.2 650312 03.0520-6420.3 696420	TRW Ø 203 x 38 TRW Ø 203 x 39 Ø 20,64 + RZ / + Zub TopKit
			➔	- ABS		03.0137-0354.2 650354 03.0520-4819.3 694819 03.0520-6520.3 696520	BDX Ø 180 x 32 + HEB BDX Ø 180 x 32 Ø 19,05 + RZ / - RZR / + Zub TopKit BDX Ø 180 x 32 Ø 20,64 + RZ / + Zub TopKit
			➔	Orga 09457→; + ABS		03.0137-0446.2 650446 03.0520-7720.3 697720	Ø 203 x 39 + HEB TRW Ø 203 x 39 Ø 20,64 + RZ / + Zub TopKit
1.6 1.6 16V	81 79	05/05→07/08 06/01→04/09	➔			03.0137-0446.2 650446 03.0520-7720.3 697720	Ø 203 x 39 + HEB TRW Ø 203 x 39 Ø 20,64 + RZ / + Zub TopKit
1.6 8V	66	05/99→10/03	➔	→ 12/00; + ABS		03.0137-0312.2 650312 03.0520-6420.3 696420	TRW Ø 203 x 38 TRW Ø 203 x 39 Ø 20,64 + RZ / + Zub TopKit
			➔	→ 12/00; - ABS		03.0137-0354.2 650354	BDX Ø 180 x 32 + HEB
			➔	→ 12/00; Schaltgetriebe; - ABS		03.0520-4819.3 694819 03.0520-6520.3 696520	BDX Ø 180 x 32 Ø 19,05 + RZ / - RZR / + Zub TopKit BDX Ø 180 x 32 Ø 20,64 + RZ / + Zub TopKit
1.6 i	65	09/98→12/00	➔	+ ABS		03.0137-0312.2 650312 03.0520-6420.3 696420	TRW Ø 203 x 38 TRW Ø 203 x 39 Ø 20,64 + RZ / + Zub TopKit
			➔	- ABS		03.0137-0354.2 650354	BDX Ø 180 x 32 + HEB
			➔	Schaltgetriebe; - ABS		03.0520-4819.3 694819 03.0520-6520.3 696520	BDX Ø 180 x 32 Ø 19,05 + RZ / - RZR / + Zub TopKit BDX Ø 180 x 32 Ø 20,64 + RZ / + Zub TopKit
1.9 D	51	09/98→11/01	➔	→Orga 09456; + ABS		03.0137-0312.2 650312 03.0520-6420.3 696420	TRW Ø 203 x 38 TRW Ø 203 x 39 Ø 20,64 + RZ / + Zub TopKit
			➔	- ABS		03.0137-0354.2 650354 03.0520-4819.3 694819	BDX Ø 180 x 32 + HEB BDX Ø 180 x 32 Ø 19,05 + RZ / - RZR / + Zub TopKit
			➔	Orga 09457→; + ABS		03.0137-0446.2 650446 03.0520-7720.3 697720	Ø 203 x 39 + HEB TRW Ø 203 x 39 Ø 20,64 + RZ / + Zub TopKit
2.0 HDi 90	66	12/99→	➔	→Orga 09456		03.0137-0312.2 650312 03.0520-6420.3 696420	TRW Ø 203 x 38 TRW Ø 203 x 39 Ø 20,64 + RZ / + Zub TopKit
			➔	Orga 09457→; → 02/09		03.0137-0446.2 650446 03.0520-7720.3 697720	Ø 203 x 39 + HEB TRW Ø 203 x 39 Ø 20,64 + RZ / + Zub TopKit
<b>Seilzug, Feststellbremse</b>							
1.1	40	08/98→07/00	➔	⚠; 09/98→; →Orga 11108; Trommelbremse	2	24.3727-0830.2 580830	L= 1.638
1.1 i 1.4 CNG 1.4 HDi 1.4 HDi eco 70 1.4 i 1.4 LPG 1.9 D 2.0 HDi 90	44 55 51 50 55 55 51 66	09/98→ 05/06→09/07 09/02→02/07 09/01→ 09/98→ 05/06→09/07 09/98→11/01 12/99→	➔	⚠; →Orga 11108; Trommelbremse	2	24.3727-0830.2 580830	L= 1.638
1.4 16V 1.6 1.6 16V 1.6 16V 1.6 HDi 110 2.0 RC	65 81 79 80 80 130	10/03→ 05/05→07/08 06/01→04/09 12/00→ 05/04→ 07/03→	➔	⚠; →Orga 11108; Scheibenbremse	2	24.3727-0833.2 580833	L= 1.707
1.6 8V	66	05/99→10/03	➔	⚠; → 12/00; Trommelbremse	2	24.3727-0830.2 580830	L= 1.638
1.6 i	65	09/98→12/00	➔	⚠; Trommelbremse	2	24.3727-0830.2 580830	L= 1.638
2.0 S16	99	04/99→10/00	➔	⚠; Scheibenbremse	2	24.3727-0833.2 580833	L= 1.707
2.0 S16	100	06/99→	➔	⚠; 10/00→; →Orga 11108; Scheibenbremse	2	24.3727-0833.2 580833	L= 1.707
















	kw				!#		
<b>PEUGEOT - 206 Stufenheck 03/07→</b>							
 <b>Radbremszylinder</b>							
1.4 1.4 HDi eco 70	55 50	03/07→ 09/08→	➡	→ 02/09; - ABS		24.3219-1112.3 020311	BDX Ø 19,05 GG
			➡	☐; → 02/09; - ABS		24.3220-1617.3 020244	BDX Ø 20,64 GG
			➡	☐; → 02/09; - ABS		24.3220-1618.3 020245	BDX Ø 20,64 GG
			➡	→ 02/09; + ABS		24.3220-1717.3 020430	TRW Ø 20,64 ALU
1.6 16V	80	03/07→	➡	→ 02/09		24.3220-1717.3 020430	TRW Ø 20,64 ALU
<b>Zubehörsatz, Bremsbacken</b>							
1.4 1.4 HDi eco 70	55 50	03/07→ 09/08→	➡	→ 02/09; - ABS		03.0137-9088.2 669088	BDX
			➡	→ 02/09; + ABS		03.0137-9278.2 669278	
1.6 16V	80	03/07→	➡	→ 02/09		03.0137-9278.2 669278	
 <b>Bremstrommel</b>							
1.4 1.4 HDi eco 70	55 50	03/07→ 09/08→	➡	→ 02/09; - ABS		24.0218-0020.1 480074	Ø 180,0 x 46 / 181 - RLG / - ABS Ring
						24.0218-0720.2 480205	Ø 180,0 x 46 / 181 + RLG / - ABS Ring
			➡	→ 02/09; + ABS		24.0220-3029.1 480179	Ø 203,0 x 42 / 204,5 - RLG / - ABS Ring
						24.0220-3729.2 480217	Ø 203,0 x 42 / 204,5 + RLG / + ABS Ring
1.6 16V	80	03/07→	➡	→ 02/09		24.0220-3013.1 480089	Ø 203,0 x 46,5 / 204,5 - RLG / - ABS Ring
 <b>Bremsbackensatz</b>							
1.4	55	03/07→	➡	→ 02/09; - ABS		03.0137-0354.2 650354	BDX Ø 180 x 32 + HEB
			➡	→ 02/09; + ABS		03.0137-0446.2 650446	Ø 203 x 39 + HEB
						03.0520-7720.3 697720	TRW Ø 203 x 39 Ø 20,64 + RZ / + Zub TopKit
1.4 HDi eco 70	50	09/08→	➡	→ 02/09; - ABS		03.0137-0354.2 650354	BDX Ø 180 x 32 + HEB
						03.0520-4819.3 694819	BDX Ø 180 x 32 Ø 19,05 + RZ / - RZR / + Zub TopKit
						03.0520-6520.3 696520	BDX Ø 180 x 32 Ø 20,64 + RZ / + Zub TopKit
			➡	→ 02/09; + ABS		03.0137-0446.2 650446	Ø 203 x 39 + HEB
						03.0520-7720.3 697720	TRW Ø 203 x 39 Ø 20,64 + RZ / + Zub TopKit
1.6 16V	80	03/07→	➡	→ 02/09		03.0137-0446.2 650446	Ø 203 x 39 + HEB
						03.0520-7720.3 697720	TRW Ø 203 x 39 Ø 20,64 + RZ / + Zub TopKit
 <b>Seilzug, Feststellbremse</b>							
1.4	55	03/07→	➡	☑; →Orga 11108; Trommelbremse	2	24.3727-0830.2 580830	L= 1.638
1.6 16V	80	03/07→	➡	☑; →Orga 11108; Scheibenbremse	2	24.3727-0833.2 580833	L= 1.707
<b>PEUGEOT - 206 SW (2E/K) 07/02→</b>							
 <b>Radbremszylinder</b>							
1.1 1.4 1.4 HDi 2.0 HDi	44 55 50 66	07/02→ 07/02→ 07/02→ 07/02→	➡	→ 05/07		24.3220-1717.3 020430	TRW Ø 20,64 ALU
<b>Zubehörsatz, Bremsbacken</b>							
1.1 1.4 1.4 HDi 2.0 HDi	44 55 50 66	07/02→ 07/02→ 07/02→ 07/02→	➡	→Orga 09456		03.0137-9158.2 669158	TRW
			➡	Orga 09457→; → 05/07		03.0137-9278.2 669278	
 <b>Bremstrommel</b>							
1.1 1.4 1.4 HDi 2.0 HDi	44 55 50 66	07/02→ 07/02→ 07/02→ 07/02→	➡	→Orga 10254		24.0220-3013.1 480089	Ø 203,0 x 46,5 / 204,5 - RLG / - ABS Ring
			➡	Orga 10255→; → 05/07		24.0220-3029.1 480179	Ø 203,0 x 42 / 204,5 - RLG / - ABS Ring
						24.0220-3729.2 480217	Ø 203,0 x 42 / 204,5 + RLG / + ABS Ring
↓							













	kw				!#		
<b>PEUGEOT - 206 SW (2E/K) 07/02→</b>							
<b> Bremsbackensatz</b>							
1.1	44	07/02→	→	→Orga 09456		03.0137-0312.2 650312	TRW Ø 203 x 38
1.4	55	07/02→	→			03.0520-6420.3 696420	TRW Ø 203 x 39 Ø 20,64 + RZ / + Zub TopKit
1.4 HDi	50	07/02→	→				
2.0 HDi	66	07/02→	→	Orga 09457→; → 05/07		03.0137-0446.2 650446	Ø 203 x 39 + HEB
			→			03.0520-7720.3 697720	TRW Ø 203 x 39 Ø 20,64 + RZ / + Zub TopKit
<b> Seilzug, Feststellbremse</b>							
1.1	44	07/02→	→	↓; →Orga 11108; Trommelbremse	2	24.3727-0830.2 580830	L= 1.638
1.4	55	07/02→	→				
1.4 HDi	50	07/02→	→				
2.0 HDi	66	07/02→	→				
1.4 16V	65	10/03→	→	↓; →Orga 11108; Scheibenbremse	2	24.3727-0833.2 580833	L= 1.707
1.6	81	05/05→07/08	→	↓; → 05/07; Scheibenbremse	2	24.3727-0833.2 580833	L= 1.707
1.6 16V	80	07/02→	→				
1.6 HDi 110	80	05/04→	→				
2.0 16V	100	07/02→02/07	→	↓; Scheibenbremse	2	24.3727-0833.2 580833	L= 1.707
<b>PEUGEOT - 206 Van 04/99→03/09</b>							
<b> Radbremszylinder</b>							
1.4 HDi	50	09/01→03/09	→	→ 02/09; - ABS		24.3219-1112.3 020311	BDX Ø 19,05 GG
			→	☐; → 02/09; - ABS		24.3220-1617.3 020244	BDX Ø 20,64 GG
			→	☐; → 02/09; - ABS		24.3220-1618.3 020245	BDX Ø 20,64 GG
			→	→ 02/09; + ABS		24.3220-1717.3 020430	TRW Ø 20,64 ALU
1.9 D	51	04/99→05/07	→	- ABS		24.3219-1112.3 020311	BDX Ø 19,05 GG
			→	+ ABS		24.3220-1717.3 020430	TRW Ø 20,64 ALU
<b>Zubehörsatz, Bremsbacken</b>							
1.4 HDi	50	09/01→03/09	→	→ 02/09; - ABS		03.0137-9088.2 669088	BDX
			→	→Orga 09456; + ABS		03.0137-9158.2 669158	TRW
			→	Orga 09457→; → 02/09; + ABS		03.0137-9278.2 669278	
1.9 D	51	04/99→05/07	→	- ABS		03.0137-9088.2 669088	BDX
			→	→Orga 09456; + ABS		03.0137-9158.2 669158	TRW
			→	Orga 09457→; + ABS		03.0137-9278.2 669278	
<b> Bremstrommel</b>							
1.4 HDi	50	09/01→03/09	→	→ 02/09; - ABS		24.0218-0020.1 480074	Ø 180,0 x 46 / 181 - RLG / - ABS Ring
			→			24.0218-0720.2 480205	Ø 180,0 x 46 / 181 + RLG / - ABS Ring
			→	→Orga 10254; + ABS		24.0220-3013.1 480089	Ø 203,0 x 46,5 / 204,5 - RLG / - ABS Ring
			→	Orga 10255→; → 02/09; + ABS		24.0220-3029.1 480179	Ø 203,0 x 42 / 204,5 - RLG / - ABS Ring
			→			24.0220-3729.2 480217	Ø 203,0 x 42 / 204,5 + RLG / + ABS Ring
1.9 D	51	04/99→05/07	→	- ABS		24.0218-0020.1 480074	Ø 180,0 x 46 / 181 - RLG / - ABS Ring
			→			24.0218-0720.2 480205	Ø 180,0 x 46 / 181 + RLG / - ABS Ring
			→	+ ABS		24.0220-3013.1 480089	Ø 203,0 x 46,5 / 204,5 - RLG / - ABS Ring
<b> Bremsbackensatz</b>							
1.4 HDi	50	09/01→03/09	→	→Orga 09456; + ABS		03.0137-0312.2 650312	TRW Ø 203 x 38
			→			03.0520-6420.3 696420	TRW Ø 203 x 39 Ø 20,64 + RZ / + Zub TopKit
			→	→ 02/09; - ABS		03.0137-0354.2 650354	BDX Ø 180 x 32 + HEB
			→			03.0520-4819.3 694819	BDX Ø 180 x 32 Ø 19,05 + RZ / - RZR / + Zub TopKit
			→			03.0520-6520.3 696520	BDX Ø 180 x 32 Ø 20,64 + RZ / + Zub TopKit
			→	Orga 09457→; → 02/09; + ABS		03.0137-0446.2 650446	Ø 203 x 39 + HEB
			→			03.0520-7720.3 697720	TRW Ø 203 x 39 Ø 20,64 + RZ / + Zub TopKit
↓							

	kw			!#		
<b>PEUGEOT - 206 Van 04/99→03/09</b>						
 <b>Bremsbackensatz</b>						
1.9 D	51	04/99→05/07	➔	→Orga 09456; + ABS	03.0137-0312.2 650312 03.0520-6420.3 696420	TRW Ø 203 x 38 TRW Ø 203 x 39 Ø 20,64 + RZ / + Zub TopKit
			➔	- ABS	03.0137-0354.2 650354 03.0520-4819.3 694819	BDX Ø 180 x 32 + HEB BDX Ø 180 x 32 Ø 19,05 + RZ / - RZR / + Zub TopKit
			➔	Orga 09457→; + ABS	03.0137-0446.2 650446 03.0520-7720.3 697720	Ø 203 x 39 + HEB TRW Ø 203 x 39 Ø 20,64 + RZ / + Zub TopKit
 <b>Seilzug, Feststellbremse</b>						
1.4 HDi 1.9 D	50 51	09/01→03/09 04/99→05/07	➔	↓; →Orga 11108; Trommelbremse	2 24.3727-0830.2 580830	L= 1.638
<b>PEUGEOT - 206+ (2L_, 2M_) 01/09→</b>						
 <b>Radbremszylinder</b>						
1.1 1.4 HDi eco 70 1.4 i 1.4 i	44 50 54 55	01/09→ 01/09→ 09/10→ 01/09→	➔	für Fahrzeuge mit Bremskraftregler; → 05/13; - ABS	24.3219-1112.3 020311	BDX Ø 19,05 GG
			➔	☐; - ABS; → 05/13	24.3220-1617.3 020244	BDX Ø 20,64 GG
			➔	☐; - ABS; → 05/13	24.3220-1618.3 020245	BDX Ø 20,64 GG
			➔	+ ABS; → 05/13; für Fahrzeuge mit elektronischer Bremskraftverteilung (EBD)	24.3220-1717.3 020430	TRW Ø 20,64 ALU
1.6 16V	80	07/10→	➔	07/12→ 05/13; - ABS; für Fahrzeuge mit Bremskraftregler	24.3219-1112.3 020311	BDX Ø 19,05 GG
			➔	☐; 07/12→ 05/13; - ABS	24.3220-1617.3 020244	BDX Ø 20,64 GG
			➔	☐; 07/12→ 05/13; - ABS	24.3220-1618.3 020245	BDX Ø 20,64 GG
			➔	+ ABS; → 05/13; für Fahrzeuge mit elektronischer Bremskraftverteilung (EBD)	24.3220-1717.3 020430	TRW Ø 20,64 ALU
<b>Zubehörsatz, Bremsbacken</b>						
1.1 1.4 HDi eco 70 1.4 i 1.4 i 1.6 16V	44 50 54 55 80	01/09→ 01/09→ 09/10→ 01/09→ 07/10→	➔	- ABS; → 05/13	03.0137-9088.2 669088	BDX
			➔	+ ABS; → 05/13; für Fahrzeuge mit elektronischer Bremskraftverteilung (EBD)	03.0137-9278.2 669278	
 <b>Bremstrommel</b>						
1.1 1.4 HDi eco 70 1.4 i 1.4 i 1.6 16V	44 50 54 55 80	01/09→ 01/09→ 09/10→ 01/09→ 07/10→	➔	- ABS; → 05/13	24.0218-0020.1 480074 24.0218-0720.2 480205	Ø 180,0 x 46 / 181 - RLG / - ABS Ring Ø 180,0 x 46 / 181 + RLG / - ABS Ring
			➔	→ 05/13; + ABS	24.0220-3013.1 480089	Ø 203,0 x 46,5 / 204,5 - RLG / - ABS Ring
			➔	+ ABS; → 05/13; für Fahrzeuge mit elektronischer Bremskraftverteilung (EBD)	24.0220-3029.1 480179 24.0220-3729.2 480217	Ø 203,0 x 42 / 204,5 - RLG / - ABS Ring Ø 203,0 x 42 / 204,5 + RLG / + ABS Ring
 <b>Bremsbackensatz</b>						
1.1 1.4 HDi eco 70 1.4 i 1.4 i 1.6 16V	44 50 54 55 80	01/09→ 01/09→ 09/10→ 01/09→ 07/10→	➔	- ABS; → 05/13	03.0137-0354.2 650354	BDX Ø 180 x 32 + HEB
			➔	+ ABS; → 05/13; für Fahrzeuge mit elektronischer Bremskraftverteilung (EBD)	03.0137-0446.2 650446 03.0520-7720.3 697720	Ø 203 x 39 + HEB TRW Ø 203 x 39 Ø 20,64 + RZ / + Zub TopKit
 <b>Seilzug, Feststellbremse</b>						
1.1 1.4 HDi eco 70 1.4 i 1.4 i 1.6 16V	44 50 54 55 80	01/09→ 01/09→ 09/10→ 01/09→ 07/10→	➔	↓; → 05/13; Trommelbremse	2 24.3727-0830.2 580830	L= 1.638
<b>PEUGEOT - 207 (WA_, WC_) 02/06→</b>						
 <b>Radbremszylinder</b>						
1.4 1.4 HDi 1.4 HDi	53 50 52	02/06→ 02/06→ 02/11→	➔	☐; - ABS; → 06/12	24.3220-1611.3 020238	BDX Ø 20,64 GG
			➔	☐; - ABS; → 06/12	24.3220-1612.3 020239	BDX Ø 20,64 GG
			➔	+ ABS; → 06/12	24.3220-1732.3 020514	BOS Ø 20,64 ALU
↓						











	kw				!#		
<b>PEUGEOT - 207 (WA_, WC_) 02/06→</b>							
<b> Radbremszylinder</b>							
1.4	54	12/07→	➔	☐; - ABS; → 06/12		24.3220-1611.3 020238	BDX Ø 20,64 GG
1.4	55	08/08→	➔	☐; - ABS; → 06/12		24.3220-1612.3 020239	BDX Ø 20,64 GG
1.4 Bioflex	60	08/08→	➔	→ 06/12		24.3220-1732.3 020514	BOS Ø 20,64 ALU
1.4 16V	65	02/06→	➔	→ 06/12		24.3220-1732.3 020514	BOS Ø 20,64 ALU
1.4 16V	72	10/09→					
1.6 HDi	66	02/06→10/13					
1.6 HDi	68	11/09→					
1.4 16V	70	06/07→	➔	08/07→ 06/12		24.3220-1732.3 020514	BOS Ø 20,64 ALU
<b>Zubehörsatz, Bremsbacken</b>							
1.4	53	02/06→	➔	→ 06/12		03.0137-9228.2 669228	BDX
1.4	54	12/07→					
1.4	55	08/08→					
1.4 16V	65	02/06→					
1.4 16V	72	10/09→					
1.4 Bioflex	60	08/08→					
1.4 HDi	50	02/06→					
1.4 HDi	52	02/11→					
1.6 HDi	66	02/06→10/13					
1.6 HDi	68	11/09→					
1.4 16V	70	06/07→	➔	08/07→ 06/12		03.0137-9228.2 669228	BDX
<b> Bremstrommel</b>							
1.4	53	02/06→	➔	→ 06/12		24.0222-9701.2 480219	Ø 228,6 x 51 / 230,1 + RLG / + ABS Ring
1.4	54	12/07→					
1.4	55	08/08→					
1.4 16V	65	02/06→					
1.4 16V	72	10/09→					
1.4 Bioflex	60	08/08→					
1.4 HDi	50	02/06→					
1.4 HDi	52	02/11→					
1.6 HDi	66	02/06→10/13					
1.6 HDi	68	11/09→					
1.4 16V	70	06/07→	➔	08/07→ 06/12		24.0222-9701.2 480219	Ø 228,6 x 51 / 230,1 + RLG / + ABS Ring
<b> Bremsbackensatz</b>							
1.4	53	02/06→	➔	→ 06/12		03.0137-0491.2 650491	Ø 228 x 42 + HEB
1.4	54	12/07→					
1.4	55	08/08→	➔	+ ABS; → 06/12		03.0520-9420.3 699420	BOS Ø 228 x 42 Ø 20,64 + RZ / + Zub TopKit
1.4 Bioflex	60	08/08→					
1.4 HDi	50	02/06→					
1.4 HDi	52	02/11→					
1.4 16V	65	02/06→	➔	→ 06/12		03.0137-0491.2 650491	Ø 228 x 42 + HEB
1.4 16V	72	10/09→					
1.6 HDi	66	02/06→10/13				03.0520-9420.3 699420	BOS Ø 228 x 42 Ø 20,64 + RZ / + Zub TopKit
1.6 HDi	68	11/09→					
1.4 16V	70	06/07→	➔	08/07→ 06/12		03.0137-0491.2 650491 03.0520-9420.3 699420	Ø 228 x 42 + HEB BOS Ø 228 x 42 Ø 20,64 + RZ / + Zub TopKit
<b> Seilzug, Feststellbremse</b>							
1.4	53	02/06→	➔	☑; → 06/12; Trommelbremse	2	24.3727-0846.2 580846	L= 1.796
1.4	54	12/07→					
1.4	55	08/08→					
1.4 16V	65	02/06→					
1.4 16V	72	10/09→					
1.4 Bioflex	60	08/08→					
1.4 HDi	50	02/06→					
1.4 HDi	52	02/11→					
1.6 HDi	68	11/09→					
1.4 16V	70	06/07→	➔	☑; 08/07→ 06/12; Trommelbremse	2	24.3727-0846.2 580846	L= 1.796
1.6	81	08/08→	➔	☑; →Orga 11634; Scheibenbremse	2	24.3727-0845.2 580845	L= 1.905
1.6	90	09/07→12/13					
1.6 16V	80	02/06→	➔	☑; Orga 11635→; → 06/12; Scheibenbremse	2	24.3727-0855.2 580855	L= 1.910
1.6 16V RC	128	02/07→					
1.6 16V Turbo	110	02/06→					
1.6 16V Turbo	115	10/09→					
1.6 16V VTi	88	02/07→					
1.6 HDi	80	02/06→					
1.6 HDi 110	82	08/09→					
1.6 HDi	66	02/06→10/13	➔	☑; →Orga 11634; Scheibenbremse	2	24.3727-0845.2 580845	L= 1.905
			➔	☑; → 06/12; Trommelbremse	2	24.3727-0846.2 580846	L= 1.796
			➔	☑; Orga 11635→; → 06/12; Scheibenbremse	2	24.3727-0855.2 580855	L= 1.910







































	kw				!#		
<b>PEUGEOT - 207 CC (WD_) 02/07→</b>							
 <b>Seilzug, Feststellbremse</b>							
1.6	90	09/10→12/11	➡	☑; →Orga 1163482; Scheibenbremse	2	24.3727-0845.2 580845	L= 1.905
1.6 16V	88	02/07→	➡	☑; →Orga 1163582→; Scheibenbremse	2	24.3727-0855.2 580855	L= 1.910
1.6 16V Turbo	110	02/07→					
1.6 16V Turbo	115	10/09→					
1.6 HDi	80	02/07→					
1.6 HDi	82	08/09→					
<b>PEUGEOT - 207 Stufenheck 12/07→</b>							
 <b>Radbremszylinder</b>							
1.4	54	12/07→	➡	☑; - ABS; → 06/12		24.3220-1611.3 020238	BDX Ø 20,64 GG
			➡	☑; - ABS; → 06/12		24.3220-1612.3 020239	BDX Ø 20,64 GG
			➡	→ 06/12		24.3220-1732.3 020514	BOS Ø 20,64 ALU
<b>Zubehörsatz, Bremsbacken</b>							
1.4	54	12/07→	➡	→ 06/12		03.0137-9228.2 669228	BDX
 <b>Bremstrommel</b>							
1.4	54	12/07→	➡	→ 06/12		24.0222-9701.2 480219	Ø 228,6 x 51 / 230,1 + RLG / + ABS Ring
 <b>Bremsbackensatz</b>							
1.4	54	12/07→	➡	→ 06/12		03.0137-0491.2 650491	Ø 228 x 42 + HEB
			➡	+ ABS; → 06/12		03.0520-9420.3 699420	BOS Ø 228 x 42 Ø 20,64 + RZ / + Zub TopKit
 <b>Seilzug, Feststellbremse</b>							
1.4	54	12/07→	➡	☑; → 06/12; Trommelbremse	2	24.3727-0846.2 580846	L= 1.796
<b>PEUGEOT - 207 SW (WK_) 02/07→</b>							
 <b>Radbremszylinder</b>							
1.4	54	06/07→	➡	→ 07/13; + ABS		24.3220-1611.3 020238	BDX Ø 20,64 GG
			➡	☑; → 07/13; - ABS		24.3220-1611.3 020238	BDX Ø 20,64 GG
			➡	☑; → 07/13; - ABS		24.3220-1612.3 020239	BDX Ø 20,64 GG
1.4 16V	70	06/07→	➡	→ 07/13; + ABS		24.3220-1611.3 020238	BDX Ø 20,64 GG
1.4 16V	72	11/09→					
1.6 HDi	68	11/09→					
1.6 HDi	66	06/07→12/12	➡	+ ABS		24.3220-1611.3 020238	BDX Ø 20,64 GG
			➡	☑; - ABS		24.3220-1611.3 020238	BDX Ø 20,64 GG
			➡	☑; - ABS		24.3220-1612.3 020239	BDX Ø 20,64 GG
<b>Zubehörsatz, Bremsbacken</b>							
1.4	54	06/07→	➡	→ 07/13		03.0137-9228.2 669228	BDX
1.4 16V	70	06/07→					
1.4 16V	72	11/09→					
1.6 HDi	68	11/09→					
1.6 HDi	66	06/07→12/12	➡			03.0137-9228.2 669228	BDX
 <b>Bremstrommel</b>							
1.4	54	06/07→	➡	→ 07/13		24.0222-9701.2 480219	Ø 228,6 x 51 / 230,1 + RLG / + ABS Ring
1.4 16V	70	06/07→					
1.4 16V	72	11/09→					
1.6 HDi	68	11/09→					
1.6 HDi	66	06/07→12/12	➡			24.0222-9701.2 480219	Ø 228,6 x 51 / 230,1 + RLG / + ABS Ring
 <b>Bremsbackensatz</b>							
1.4	54	06/07→	➡	→ 07/13		03.0137-0491.2 650491	Ø 228 x 42 + HEB
1.4 16V	70	06/07→	➡	→ 07/13; + ABS		03.0520-9420.3 699420	BOS Ø 228 x 42 Ø 20,64 + RZ / + Zub TopKit
1.4 16V	72	11/09→					
1.6 HDi	68	11/09→					
1.6 HDi	66	06/07→12/12	➡			03.0137-0491.2 650491	Ø 228 x 42 + HEB
			➡	+ ABS		03.0520-9420.3 699420	BOS Ø 228 x 42 Ø 20,64 + RZ / + Zub TopKit
 <b>Seilzug, Feststellbremse</b>							
1.4	54	06/07→	➡	☑; → 07/13; Trommelbremse	2	24.3727-0846.2 580846	L= 1.796
1.4 16V	70	06/07→					
1.4 16V	72	11/09→					

	kw				!#		
<b>PEUGEOT - 207 SW (WK_) 02/07→</b>							
 <b>Seilzug, Feststellbremse</b>							
1.6 16V	88	06/07→	➔	☑; →Orga 11634; Scheibenbremse	2	24.3727-0845.2 580845	L= 1.905
1.6 16V Turbo	110	02/07→	➔	☑; Orga 11635→; → 07/13;	2	24.3727-0855.2 580855	L= 1.910
1.6 HDi	68	11/09→		Scheibenbremse			
1.6 HDi	82	08/09→					
1.6 16V RC	128	02/07→	➔	☑; 11/07→; →Orga 11634;	2	24.3727-0845.2 580845	L= 1.905
			➔	Scheibenbremse			
			➔	☑; Orga 11635→; → 07/13;	2	24.3727-0855.2 580855	L= 1.910
				Scheibenbremse			
1.6 HDi	66	06/07→12/12	➔	☑; →Orga 11634; Scheibenbremse	2	24.3727-0845.2 580845	L= 1.905
1.6 HDi	80	06/07→12/12	➔	☑; Orga 11635→; Scheibenbremse	2	24.3727-0855.2 580855	L= 1.910
<b>PEUGEOT - 207 Van 04/07→</b>							
 <b>Radbremszylinder</b>							
1.4	54	06/07→10/08	➔	☐; - ABS		24.3220-1611.3 020238	BDX Ø 20,64 GG
			➔	☐; - ABS		24.3220-1612.3 020239	BDX Ø 20,64 GG
			➔	+ ABS		24.3220-1732.3 020514	BOS Ø 20,64 ALU
1.4 HDi	50	04/07→	➔	☐; - ABS; → 06/12		24.3220-1611.3 020238	BDX Ø 20,64 GG
			➔	☐; - ABS; → 06/12		24.3220-1612.3 020239	BDX Ø 20,64 GG
			➔	+ ABS; → 06/12		24.3220-1732.3 020514	BOS Ø 20,64 ALU
1.6 HDi	66	04/07→10/12	➔	→ 06/12		24.3220-1732.3 020514	BOS Ø 20,64 ALU
1.6 HDi	68	11/09→					
<b>Zubehörsatz, Bremsbacken</b>							
1.4	54	06/07→10/08	➔			03.0137-9228.2 669228	BDX
1.4 HDi	50	04/07→	➔	→ 06/12		03.0137-9228.2 669228	BDX
1.6 HDi	66	04/07→10/12					
1.6 HDi	68	11/09→					
 <b>Bremstrommel</b>							
1.4	54	06/07→10/08	➔			24.0222-9701.2 480219	Ø 228,6 x 51 / 230,1 + RLG / + ABS Ring
1.4 HDi	50	04/07→	➔	→ 06/12		24.0222-9701.2 480219	Ø 228,6 x 51 / 230,1 + RLG / + ABS Ring
1.6 HDi	66	04/07→10/12					
1.6 HDi	68	11/09→					
 <b>Bremsbackensatz</b>							
1.4	54	06/07→10/08	➔			03.0137-0491.2 650491	Ø 228 x 42 + HEB
			➔	+ ABS		03.0520-9420.3 699420	BOS Ø 228 x 42 Ø 20,64 + RZ / + Zub TopKit
1.4 HDi	50	04/07→	➔	→ 06/12		03.0137-0491.2 650491	Ø 228 x 42 + HEB
			➔	+ ABS; → 06/12		03.0520-9420.3 699420	BOS Ø 228 x 42 Ø 20,64 + RZ / + Zub TopKit
1.6 HDi	66	04/07→10/12	➔	→ 06/12		03.0137-0491.2 650491	Ø 228 x 42 + HEB
1.6 HDi	68	11/09→				03.0520-9420.3 699420	BOS Ø 228 x 42 Ø 20,64 + RZ / + Zub TopKit
 <b>Seilzug, Feststellbremse</b>							
1.4	54	06/07→10/08	➔	☑; Trommelbremse	2	24.3727-0846.2 580846	L= 1.796
1.4 HDi	50	04/07→	➔	☑; → 06/12; Trommelbremse	2	24.3727-0846.2 580846	L= 1.796
1.6 HDi	66	04/07→10/12	➔	☑; →Orga 11634; Scheibenbremse	2	24.3727-0845.2 580845	L= 1.905
1.6 HDi	68	11/09→	➔	☑; → 06/12; Trommelbremse	2	24.3727-0846.2 580846	L= 1.796
			➔	☑; Orga 11635→; → 06/12;	2	24.3727-0855.2 580855	L= 1.910
				Scheibenbremse			
<b>PEUGEOT - 208 (CA_, CC_) 03/12→</b>							
 <b>Radbremszylinder</b>							
1.0	50	03/12→	➔	Br.trommeldurchm.innen [Zoll]: 9		24.3220-1732.3 020514	BOS Ø 20,64 ALU
1.2	60	03/12→	➔	Br.trommeldurchm.innen [Zoll]: 8		24.3220-1743.3 020556	Ø 20,64 ALU
1.2 GPL	60	06/15→					
1.2 THP	81	01/13→					
1.4 GPL	70	10/13→					
1.4 HDi	50	03/12→					
1.4 VTi	70	03/12→					
1.6	88	03/12→					
1.6	115	03/12→					
1.6 BlueHDi 100	73	01/15→					
1.6 BlueHDi 120	88	11/13→					











	kw				!#		
<b>PEUGEOT - 208 (CA_, CC_) 03/12→</b>							
<b> Radbremszylinder</b>							
1.6 HDi	68	03/12→	➔	Br.trommeldurchm.innen [Zoll]: 9		24.3220-1732.3 020514	BOS Ø 20,64 ALU
1.6 HDi	69	09/16→					
1.6 HDi	84	03/12→	➔	Br.trommeldurchm.innen [Zoll]: 8		24.3220-1743.3 020556	Ø 20,64 ALU
1.6 HDi	85	04/14→					
1.6 HDi / BlueHDi 75	55	01/13→					
1.6 THP 165	121	03/15→					
1.2	50	08/16→	➔	Br.trommeldurchm.innen [Zoll]: 9	2	24.3220-1732.3 020514	BOS Ø 20,64 ALU
			➔	8"	2	24.3220-1743.3 020556	Ø 20,64 ALU
1.5 BlueHDi 100	75	05/18→	➔	Br.trommeldurchm.innen [Zoll]: 9	2	24.3220-1732.3 020514	BOS Ø 20,64 ALU
			➔	Br.trommeldurchm.innen [Zoll]: 8	2	24.3220-1743.3 020556	Ø 20,64 ALU
<b> Zubehörsatz, Bremsbacken</b>							
1.0	50	03/12→	➔			03.0137-9281.2 669281	
1.2	60	03/12→					
1.2 GPL	60	06/15→					
1.2 THP	81	01/13→					
1.4 GPL	70	10/13→					
1.4 HDi	50	03/12→					
1.4 VTi	70	03/12→					
1.6	88	03/12→					
1.6	115	03/12→					
1.6 BlueHDi 100	73	01/15→					
1.6 BlueHDi 120	88	11/13→					
1.6 HDi	68	03/12→					
1.6 HDi	69	09/16→					
1.6 HDi	84	03/12→					
1.6 HDi	85	04/14→					
1.6 HDi / BlueHDi 75	55	01/13→					
1.6 THP 165	121	03/15→					
1.2	50	08/16→	➔	Br.trommeldurchm.innen [Zoll]: 9		03.0137-9228.2 669228	BDX
1.5 BlueHDi 100	75	05/18→	➔	Br.trommeldurchm.innen [Zoll]: 8		03.0137-9281.2 669281	
<b> Bremstrommel</b>							
1.0	50	03/12→	➔	Br.trommeldurchm.innen [Zoll]: 9		24.0222-9701.2 480219	Ø 228,6 x 51 / 230,1 + RLG / + ABS Ring
1.2	50	08/16→					
1.2	60	03/12→					
1.2 GPL	60	06/15→					
1.2 THP	81	01/13→					
1.4 GPL	70	10/13→					
1.4 HDi	50	03/12→					
1.4 VTi	70	03/12→					
1.5 BlueHDi 100	75	05/18→					
1.6	88	03/12→					
1.6	115	03/12→					
1.6 BlueHDi 100	73	01/15→					
1.6 BlueHDi 120	88	11/13→					
1.6 HDi	68	03/12→					
1.6 HDi	69	09/16→					
1.6 HDi	84	03/12→					
1.6 HDi	85	04/14→					
1.6 HDi / BlueHDi 75	55	01/13→					
1.6 THP 165	121	03/15→					
<b> Bremsbackensatz</b>							
1.0	50	03/12→	➔	→Orga 14482		03.0137-0491.2 650491	Ø 228 x 42 + HEB
1.2	60	03/12→					
1.2 GPL	60	06/15→	➔			03.0137-0504.2 650504	BOS Ø 203 x 39 + HEB
1.2 THP	81	01/13→					
1.4 GPL	70	10/13→	➔	→Orga 14482; Br.trommeldurchm.innen [Zoll]: 9		03.0520-9420.3 699420	BOS Ø 228 x 42 Ø 20,64 + RZ / + Zub TopKit
1.4 HDi	50	03/12→					
1.4 VTi	70	03/12→	➔	Br.trommeldurchm.innen [Zoll]: 8		03.0520-9720.3 699720	BOS Ø 203 x 39 Ø 20,64 + RZ / + Zub TopKit
1.6	88	03/12→					
1.6	115	03/12→					
1.6 BlueHDi 100	73	01/15→					
1.6 BlueHDi 120	88	11/13→					
1.6 HDi	68	03/12→					
1.6 HDi	69	09/16→					
1.6 HDi	84	03/12→					
1.6 HDi	85	04/14→					
1.6 HDi / BlueHDi 75	55	01/13→					
1.6 THP 165	121	03/15→					
1.2	50	08/16→	➔	→Orga 14482		03.0137-0491.2 650491	Ø 228 x 42 + HEB
			➔	Br.trommeldurchm.innen [Zoll]: 8		03.0137-0504.2 650504	BOS Ø 203 x 39 + HEB
						03.0520-9720.3 699720	BOS Ø 203 x 39 Ø 20,64 + RZ / + Zub TopKit
			➔	→Orga 14482; Br.trommeldurchm.innen [Zoll]: 9		03.0520-9420.3 699420	BOS Ø 228 x 42 Ø 20,64 + RZ / + Zub TopKit
↓							







	kw				!#		
<b>PEUGEOT - 208 (CA_, CC_) 03/12→</b>							
 <b>Bremsbackensatz</b>							
1.5 BlueHDI 100	75	05/18→	➔	→Orga 14482; Br.trommeldurchm.innen [Zoll]: 9	03.0137-0491.2 650491 03.0520-9420.3 699420	Ø 228 x 42 + HEB BOS Ø 228 x 42 Ø 20,64 + RZ / + Zub TopKit	
			➔	Br.trommeldurchm.innen [Zoll]: 8	03.0137-0504.2 650504 03.0520-9720.3 699720	BOS Ø 203 x 39 + HEB BOS Ø 203 x 39 Ø 20,64 + RZ / + Zub TopKit	
<b>PEUGEOT - 208 Kasten (CR_) 10/12→</b>							
 <b>Radbremszylinder</b>							
1.4 HDi	50	10/12→	➔	Br.trommeldurchm.innen [Zoll]: 9	24.3220-1732.3 020514	BOS Ø 20,64 ALU	
1.6 BlueHDI 75	55	04/15→	➔	Br.trommeldurchm.innen [Zoll]: 8	24.3220-1743.3 020556	Ø 20,64 ALU	
1.6 HDi	68	03/14→					
<b>Zubehörsatz, Bremsbacken</b>							
1.4 HDi	50	10/12→	➔		03.0137-9281.2 669281		
1.6 BlueHDI 75	55	04/15→					
1.6 HDi	68	03/14→					
 <b>Bremstrommel</b>							
1.4 HDi	50	10/12→	➔	Br.trommeldurchm.innen [Zoll]: 9	24.0222-9701.2 480219	Ø 228,6 x 51 / 230,1 + RLG / + ABS Ring	
1.6 BlueHDI 75	55	04/15→					
1.6 HDi	68	03/14→					
 <b>Bremsbackensatz</b>							
1.4 HDi	50	10/12→	➔	→Orga 14482	03.0137-0491.2 650491	Ø 228 x 42 + HEB	
1.6 BlueHDI 75	55	04/15→	➔		03.0137-0504.2 650504	BOS Ø 203 x 39 + HEB	
1.6 HDi	68	03/14→	➔	→Orga 14482; Br.trommeldurchm.innen [Zoll]: 9	03.0520-9420.3 699420	BOS Ø 228 x 42 Ø 20,64 + RZ / + Zub TopKit	
			➔	Br.trommeldurchm.innen [Zoll]: 8	03.0520-9720.3 699720	BOS Ø 203 x 39 Ø 20,64 + RZ / + Zub TopKit	
<b>PEUGEOT - 301 11/12→</b>							
 <b>Radbremszylinder</b>							
1.2 VTi 72	53	11/12→	➔	☐; →Orga 14692; - ABS	24.3220-1617.3 020244	BDX Ø 20,64 GG	
1.2 VTi 82	60	12/14→	➔	☐; →Orga 14692; - ABS	24.3220-1618.3 020245	BDX Ø 20,64 GG	
1.6 BlueHDI 100	73	04/14→	➔				
1.6 HDi 90	68	11/12→	➔	Orga 14693→; Br.trommeldurchm.innen [Zoll]: 9	24.3220-1732.3 020514	BOS Ø 20,64 ALU	
1.6 VTi 115	85	11/12→	➔	Orga 14693→; Br.trommeldurchm.innen [Zoll]: 8	24.3220-1743.3 020556	Ø 20,64 ALU	
1.6 VTi 115	86	09/16→	➔	→Orga 14692; + ABS	24.3220-1743.3 020556	Ø 20,64 ALU	
<b>Zubehörsatz, Bremsbacken</b>							
1.2 VTi 72	53	11/12→	➔	→Orga 14692	03.0137-9281.2 669281		
1.2 VTi 82	60	12/14→					
1.6 BlueHDI 100	73	04/14→					
1.6 HDi 90	68	11/12→					
1.6 VTi 115	85	11/12→					
1.6 VTi 115	86	09/16→					
 <b>Bremstrommel</b>							
1.2 VTi 72	53	11/12→	➔	Br.trommeldurchm.innen [Zoll]: 9	24.0222-9701.2 480219	Ø 228,6 x 51 / 230,1 + RLG / + ABS Ring	
1.2 VTi 82	60	12/14→					
1.6 BlueHDI 100	73	04/14→					
1.6 HDi 90	68	11/12→					
1.6 VTi 115	85	11/12→					
1.6 VTi 115	86	09/16→					
 <b>Bremsbackensatz</b>							
1.2 VTi 72	53	11/12→	➔	Orga 14693→; Br.trommeldurchm.innen [Zoll]: 8	03.0137-0504.2 650504 03.0520-9720.3 699720	BOS Ø 203 x 39 + HEB BOS Ø 203 x 39 Ø 20,64 + RZ / + Zub TopKit	
1.2 VTi 82	60	12/14→					
1.6 BlueHDI 100	73	04/14→					
1.6 HDi 90	68	11/12→	➔	→Orga 14692; + ABS	03.0137-0504.2 650504 03.0520-9720.3 699720	BOS Ø 203 x 39 + HEB BOS Ø 203 x 39 Ø 20,64 + RZ / + Zub TopKit	
1.6 VTi 115	85	11/12→					
1.6 VTi 115	86	09/16→					
<b>PEUGEOT - 306 (7B, N3, N5) 04/93→10/03</b>							
 <b>Radbremszylinder</b>							
1.1	44	06/94→05/01	➔	☐; → 04/97; - ABS	24.3220-1615.3 020242 24.3220-1617.3 020244	TRW Ø 20,64 GG BDX Ø 20,64 GG	
↓							







	kw				!#		
<b>PEUGEOT - 306 (7B, N3, N5) 04/93→10/03</b>							
<b> Radbremszylinder</b>							
1.1	44	06/94→05/01	➡	 ; → 04/97; - ABS	24.3220-1616.3	020243	TRW Ø 20,64 GG
					24.3220-1618.3	020245	BDX Ø 20,64 GG
			➡	→ 08/95; + ABS	24.3220-1619.3	020246	TRW Ø 20,64 GG
			➡	→ 04/97; + ABS	24.3220-1702.3	020375	BDX Ø 20,64 GG
		➡	09/95→; →Orga 08729; + ABS	24.3220-1711.3	020409	TRW Ø 20,64 GG	
1.4 SL 1.6 SR 1.9 SLD 1.9 SLD	55 65 47 50	06/94→05/01 06/94→10/00 06/94→05/01 06/94→05/01	➡	 ; 10/94→; - ABS	24.3220-1615.3	020242	TRW Ø 20,64 GG
					24.3220-1617.3	020244	BDX Ø 20,64 GG
			➡	 ; 10/94→; - ABS	24.3220-1616.3	020243	TRW Ø 20,64 GG
					24.3220-1618.3	020245	BDX Ø 20,64 GG
			➡	10/94→ 08/95; + ABS	24.3220-1619.3	020246	TRW Ø 20,64 GG
			➡	10/94→; + ABS	24.3220-1702.3	020375	BDX Ø 20,64 GG
		➡	09/95→; →Orga 08729; + ABS	24.3220-1711.3	020409	TRW Ø 20,64 GG	
		➡	Orga 08730→; + ABS	24.3220-1717.3	020430	TRW Ø 20,64 ALU	
1.6	72	10/00→05/01	➡	 ; - ABS	24.3220-1615.3	020242	TRW Ø 20,64 GG
					24.3220-1617.3	020244	BDX Ø 20,64 GG
			➡	 ; - ABS	24.3220-1616.3	020243	TRW Ø 20,64 GG
					24.3220-1618.3	020245	BDX Ø 20,64 GG
		➡	Orga 08730→; + ABS	24.3220-1717.3	020430	TRW Ø 20,64 ALU	
1.8	74	06/94→05/01	➡	 ; - ABS	24.3220-1615.3	020242	TRW Ø 20,64 GG
					24.3220-1617.3	020244	BDX Ø 20,64 GG
			➡	 ; - ABS	24.3220-1616.3	020243	TRW Ø 20,64 GG
					24.3220-1618.3	020245	BDX Ø 20,64 GG
			➡	→ 08/95; + ABS	24.3220-1619.3	020246	TRW Ø 20,64 GG
			➡	+ ABS	24.3220-1702.3	020375	BDX Ø 20,64 GG
		➡	→Orga 08729; + ABS	24.3220-1711.3	020409	TRW Ø 20,64 GG	
		➡	Orga 08730→; + ABS	24.3220-1717.3	020430	TRW Ø 20,64 ALU	
1.8 ST	74	06/94→05/01	➡	 ; - ABS	24.3220-1615.3	020242	TRW Ø 20,64 GG
					24.3220-1617.3	020244	BDX Ø 20,64 GG
			➡	 ; - ABS	24.3220-1616.3	020243	TRW Ø 20,64 GG
					24.3220-1618.3	020245	BDX Ø 20,64 GG
			➡	→ 08/95; + ABS	24.3220-1619.3	020246	TRW Ø 20,64 GG
			➡	+ ABS	24.3220-1702.3	020375	BDX Ø 20,64 GG
		➡	09/95→; →Orga 08729; + ABS	24.3220-1711.3	020409	TRW Ø 20,64 GG	
		➡	Orga 08730→; + ABS	24.3220-1717.3	020430	TRW Ø 20,64 ALU	
1.9 D 1.9 D	51 55	09/98→05/01 03/98→05/01	➡	 ; - ABS	24.3220-1615.3	020242	TRW Ø 20,64 GG
					24.3220-1617.3	020244	BDX Ø 20,64 GG
			➡	 ; - ABS	24.3220-1616.3	020243	TRW Ø 20,64 GG
					24.3220-1618.3	020245	BDX Ø 20,64 GG
			➡	+ ABS	24.3220-1702.3	020375	BDX Ø 20,64 GG
			➡	→Orga 08729; + ABS	24.3220-1711.3	020409	TRW Ø 20,64 GG
		➡	Orga 08730→; + ABS	24.3220-1717.3	020430	TRW Ø 20,64 ALU	
1.9 D	68	02/94→12/97	➡	 ; - ABS; für Fahrzeuge ohne verstärktes Fahrwerk; Türenanzahl: 5	24.3220-1615.3	020242	TRW Ø 20,64 GG
					24.3220-1617.3	020244	BDX Ø 20,64 GG
			➡	 ; 10/94→; - ABS	24.3220-1615.3	020242	TRW Ø 20,64 GG
					24.3220-1617.3	020244	BDX Ø 20,64 GG
			➡	 ; - ABS; für Fahrzeuge ohne verstärktes Fahrwerk; Türenanzahl: 5	24.3220-1616.3	020243	TRW Ø 20,64 GG
					24.3220-1618.3	020245	BDX Ø 20,64 GG
			➡	 ; 10/94→; - ABS	24.3220-1616.3	020243	TRW Ø 20,64 GG
					24.3220-1618.3	020245	BDX Ø 20,64 GG
			➡	10/94→ 08/95; + ABS	24.3220-1619.3	020246	TRW Ø 20,64 GG
			➡	→ 08/95; + ABS	24.3220-1619.3	020246	TRW Ø 20,64 GG
			➡	10/94→; + ABS	24.3220-1702.3	020375	BDX Ø 20,64 GG
➡	- ABS; für Fahrzeuge mit verstärktem Fahrwerk; Türenanzahl: 3	24.3220-1702.3	020375	BDX Ø 20,64 GG			
➡	+ ABS; für Fahrzeuge ohne verstärktes Fahrwerk	24.3220-1702.3	020375	BDX Ø 20,64 GG			







↓

	kw				!#		
<b>PEUGEOT - 306 (7B, N3, N5) 04/93→10/03</b>							
<b> Radbremszylinder</b>							
1.9 D	68	02/94→12/97	➔	09/95→; →Orga 08729		24.3220-1711.3 020409	TRW Ø 20,64 GG
			➔	Orga 08730→		24.3220-1717.3 020430	TRW Ø 20,64 ALU
1.9 SRDT	66	06/94→05/01	➔	☐; 10/94→; - ABS		24.3220-1615.3 020242	TRW Ø 20,64 GG
			➔	☐; 10/94→; - ABS		24.3220-1617.3 020244	BDX Ø 20,64 GG
			➔	☐; 10/94→; - ABS		24.3220-1616.3 020243	TRW Ø 20,64 GG
			➔	24.3220-1618.3 020245			BDX Ø 20,64 GG
			➔	10/94→ 08/95; + ABS		24.3220-1619.3 020246	TRW Ø 20,64 GG
			➔	10/94→; + ABS		24.3220-1702.3 020375	BDX Ø 20,64 GG
			➔	09/95→; →Orga 08729		24.3220-1711.3 020409	TRW Ø 20,64 GG
			➔	Orga 08730→		24.3220-1717.3 020430	TRW Ø 20,64 ALU
<b>Zubehörsatz, Bremsbacken</b>							
1.1	44	06/94→05/01		→ 04/97; + ABS		03.0137-9228.2 669228	BDX
			➔	→ 04/97; - ABS		03.0137-9086.2 669086	BDX
				03.0137-9175.2 669175			TRW
			➔	09/95→ 04/97; + ABS		03.0137-9158.2 669158	TRW
			➔	→ 08/95; + ABS		03.0137-9175.2 669175	TRW
1.4 SL	55	06/94→05/01		10/94→; + ABS		03.0137-9228.2 669228	BDX
1.6 SR	65	06/94→10/00	➔	10/94→; - ABS		03.0137-9086.2 669086	BDX
1.9 SLD	47	06/94→05/01				03.0137-9175.2 669175	TRW
1.9 SLD	50	06/94→05/01	➔	09/95→; + ABS		03.0137-9158.2 669158	TRW
			➔	10/94→ 08/95; + ABS		03.0137-9175.2 669175	TRW
1.6	72	10/00→05/01	➔	- ABS		03.0137-9086.2 669086	BDX
				03.0137-9175.2 669175			TRW
			➔	+ ABS		03.0137-9158.2 669158	TRW
1.8	74	06/94→05/01		+ ABS		03.0137-9228.2 669228	BDX
			➔	- ABS		03.0137-9086.2 669086	BDX
				03.0137-9175.2 669175			TRW
			➔	+ ABS		03.0137-9158.2 669158	TRW
			➔	→ 08/95; + ABS		03.0137-9175.2 669175	TRW
1.8 ST	74	06/94→05/01		+ ABS		03.0137-9228.2 669228	BDX
			➔	- ABS		03.0137-9086.2 669086	BDX
				03.0137-9175.2 669175			TRW
			➔	09/95→; + ABS		03.0137-9158.2 669158	TRW
			➔	→ 08/95; + ABS		03.0137-9175.2 669175	TRW
1.9 D	51	09/98→05/01		+ ABS		03.0137-9228.2 669228	BDX
1.9 D	55	03/98→05/01	➔	- ABS		03.0137-9086.2 669086	BDX
				03.0137-9175.2 669175			TRW
			➔	+ ABS		03.0137-9158.2 669158	TRW
1.9 D	68	02/94→12/97		10/94→; + ABS		03.0137-9228.2 669228	BDX
				- ABS; für Fahrzeuge mit verstärktem Fahrwerk; Türenanzahl: 3		03.0137-9228.2 669228	BDX
				+ ABS; für Fahrzeuge ohne verstärktes Fahrwerk		03.0137-9228.2 669228	BDX
			➔	- ABS; für Fahrzeuge ohne verstärktes Fahrwerk; Türenanzahl: 5		03.0137-9086.2 669086	BDX
				03.0137-9175.2 669175			TRW
			➔	10/94→ 08/95; - ABS		03.0137-9086.2 669086	BDX
			➔	09/95→		03.0137-9158.2 669158	TRW
			➔	→ 08/95; + ABS		03.0137-9175.2 669175	TRW
			➔	10/94→ 08/95		03.0137-9175.2 669175	TRW
1.9 SRDT	66	06/94→05/01		10/94→; + ABS		03.0137-9228.2 669228	BDX
			➔	10/94→ 08/95; - ABS		03.0137-9086.2 669086	BDX
			➔	09/95→		03.0137-9158.2 669158	TRW
			➔	10/94→ 08/95		03.0137-9175.2 669175	TRW
<b> Bremstrommel</b>							
1.1	44	06/94→05/01	➔	→ 08/95; + ABS; TRW		24.0218-0016.1 480011	Ø 180,0 x 44,5 / 181 - RLG / - ABS Ring
↓							






















	kw				!#		
<b>PEUGEOT - 306 (7B, N3, N5) 04/93→10/03</b>							
<b>Bremstrommel</b>							
1.1	44	06/94→05/01	➡	→ 08/95; + ABS; TRW	24.0218-0716.2	480203	Ø 180,0 x 44,5 / 181 + RLG / - ABS Ring
			➡	→ 04/97; - ABS	24.0218-0016.1	480011	Ø 180,0 x 44,5 / 181 - RLG / - ABS Ring
					24.0218-0716.2	480203	Ø 180,0 x 44,5 / 181 + RLG / - ABS Ring
			➡	09/95→ 04/97; + ABS	24.0220-3014.1	480090	Ø 203,0 x 46,5 / 204,5 - RLG / - ABS Ring
			➡	→ 04/97; + ABS; BENDIX	24.0222-8017.1	480071	Ø 229,0 x 50,8 / 230
1.4 SL 1.6 SR 1.9 SLD 1.9 SLD	55 65 47 50	06/94→05/01 06/94→10/00 06/94→05/01 06/94→05/01	➡	10/94→ 08/95; + ABS; Lucas	24.0218-0016.1	480011	Ø 180,0 x 44,5 / 181 - RLG / - ABS Ring
			➡	10/94→; - ABS; Lucas	24.0218-0016.1	480011	Ø 180,0 x 44,5 / 181 - RLG / - ABS Ring
			➡	10/94→ 08/95; + ABS	24.0218-0716.2	480203	Ø 180,0 x 44,5 / 181 + RLG / - ABS Ring
			➡	10/94→; - ABS	24.0218-0716.2	480203	Ø 180,0 x 44,5 / 181 + RLG / - ABS Ring
			➡	09/95→; + ABS	24.0220-3014.1	480090	Ø 203,0 x 46,5 / 204,5 - RLG / - ABS Ring
			➡	10/94→ 08/95; + ABS; BDX	24.0222-8017.1	480071	Ø 229,0 x 50,8 / 230
1.6 1.9 D 1.9 D	72 51 55	10/00→05/01 09/98→05/01 03/98→05/01	➡	- ABS; Lucas	24.0218-0016.1	480011	Ø 180,0 x 44,5 / 181 - RLG / - ABS Ring
			➡	- ABS	24.0218-0716.2	480203	Ø 180,0 x 44,5 / 181 + RLG / - ABS Ring
			➡	+ ABS	24.0220-3014.1	480090	Ø 203,0 x 46,5 / 204,5 - RLG / - ABS Ring
1.8	74	06/94→05/01	➡	- ABS; Lucas	24.0218-0016.1	480011	Ø 180,0 x 44,5 / 181 - RLG / - ABS Ring
			➡	→ 08/95; + ABS; TRW	24.0218-0016.1	480011	Ø 180,0 x 44,5 / 181 - RLG / - ABS Ring
					24.0218-0716.2	480203	Ø 180,0 x 44,5 / 181 + RLG / - ABS Ring
			➡	→ 08/95; + ABS; Lucas	24.0218-0016.1	480011	Ø 180,0 x 44,5 / 181 - RLG / - ABS Ring
			➡	- ABS	24.0218-0016.1	480011	Ø 180,0 x 44,5 / 181 - RLG / - ABS Ring
					24.0218-0716.2	480203	Ø 180,0 x 44,5 / 181 + RLG / - ABS Ring
			➡	→ 08/95; + ABS	24.0218-0716.2	480203	Ø 180,0 x 44,5 / 181 + RLG / - ABS Ring
			➡	+ ABS	24.0220-3014.1	480090	Ø 203,0 x 46,5 / 204,5 - RLG / - ABS Ring
			➡	→ 08/95; + ABS; BDX	24.0222-8017.1	480071	Ø 229,0 x 50,8 / 230
1.8 ST	74	06/94→05/01	➡	→ 08/95; + ABS; Lucas	24.0218-0016.1	480011	Ø 180,0 x 44,5 / 181 - RLG / - ABS Ring
			➡	- ABS; Lucas	24.0218-0016.1	480011	Ø 180,0 x 44,5 / 181 - RLG / - ABS Ring
			➡	- ABS	24.0218-0716.2	480203	Ø 180,0 x 44,5 / 181 + RLG / - ABS Ring
			➡	→ 08/95; + ABS	24.0218-0716.2	480203	Ø 180,0 x 44,5 / 181 + RLG / - ABS Ring
			➡	09/95→; + ABS	24.0220-3014.1	480090	Ø 203,0 x 46,5 / 204,5 - RLG / - ABS Ring
			➡	→ 08/95; + ABS; BDX	24.0222-8017.1	480071	Ø 229,0 x 50,8 / 230
1.9 D	68	02/94→12/97	➡	- ABS; für Fahrzeuge ohne verstärktes Fahrwerk; Türenanzahl: 5	24.0218-0016.1	480011	Ø 180,0 x 44,5 / 181 - RLG / - ABS Ring
					24.0218-0716.2	480203	Ø 180,0 x 44,5 / 181 + RLG / - ABS Ring
			➡	→ 08/95; + ABS; TRW	24.0218-0016.1	480011	Ø 180,0 x 44,5 / 181 - RLG / - ABS Ring
					24.0218-0716.2	480203	Ø 180,0 x 44,5 / 181 + RLG / - ABS Ring
			➡	10/94→ 08/95; Lucas	24.0218-0016.1	480011	Ø 180,0 x 44,5 / 181 - RLG / - ABS Ring
			➡	10/94→ 08/95	24.0218-0716.2	480203	Ø 180,0 x 44,5 / 181 + RLG / - ABS Ring
➡	09/95→	24.0220-3014.1	480090	Ø 203,0 x 46,5 / 204,5 - RLG / - ABS Ring			
↓							









	kw				!#		
<b>PEUGEOT - 306 (7B, N3, N5) 04/93→10/03</b>							
<b>Bremstrommel</b>							
1.9 D	68	02/94→12/97	➔	+ ABS; für Fahrzeuge ohne verstärktes Fahrwerk; BENDIX	24.0222-8017.1	480071	Ø 229,0 x 50,8 / 230
			➔	- ABS; für Fahrzeuge mit verstärktem Fahrwerk; Türenanzahl: 3; BENDIX	24.0222-8017.1	480071	Ø 229,0 x 50,8 / 230
			➔	10/94→ 08/95; + ABS; BDX	24.0222-8017.1	480071	Ø 229,0 x 50,8 / 230
1.9 SRDT	66	06/94→05/01	➔	10/94→ 08/95; Lucas	24.0218-0016.1	480011	Ø 180,0 x 44,5 / 181 - RLG / - ABS Ring
			➔	10/94→ 08/95	24.0218-0716.2	480203	Ø 180,0 x 44,5 / 181 + RLG / - ABS Ring
			➔	09/95→	24.0220-3014.1	480090	Ø 203,0 x 46,5 / 204,5 - RLG / - ABS Ring
			➔	10/94→ 08/95; + ABS; BDX	24.0222-8017.1	480071	Ø 229,0 x 50,8 / 230
<b>Bremsbackensatz</b>							
1.1	44	06/94→05/01	➔	→ 04/97; - ABS	03.0137-0197.2	650197	TRW Ø 180 x 32 + HEB
					03.0137-0261.2	650261	BDX Ø 180 x 32
					03.0520-2520.3	692520	TRW Ø 180 x 32 Ø 20,64 + RZ / + Zub TopKit
					03.0520-2620.3	692620	BDX Ø 180 x 32 Ø 20,64 + RZ / + Zub TopKit
			➔	→ 08/95; + ABS	03.0137-0197.2	650197	TRW Ø 180 x 32 + HEB
			➔	09/95→ 04/97; + ABS	03.0137-0312.2	650312	TRW Ø 203 x 38
1.4 SL 1.6 SR 1.9 SLD 1.9 SLD	55 65 47 50	06/94→05/01 06/94→10/00 06/94→05/01 06/94→05/01	➔	10/94→ 08/95; + ABS	03.0137-0197.2	650197	TRW Ø 180 x 32 + HEB
			➔	10/94→; - ABS	03.0137-0197.2	650197	TRW Ø 180 x 32 + HEB
					03.0137-0261.2	650261	BDX Ø 180 x 32
					03.0520-2520.3	692520	TRW Ø 180 x 32 Ø 20,64 + RZ / + Zub TopKit
					03.0520-2620.3	692620	BDX Ø 180 x 32 Ø 20,64 + RZ / + Zub TopKit
			➔	09/95→; + ABS	03.0137-0312.2	650312	TRW Ø 203 x 38
			➔	10/94→; + ABS	03.0137-0370.2	650370	BDX Ø 229 x 42 + HEB
					03.0520-3220.3	693220	BDX Ø 229 x 42 Ø 20,64 + RZ / + Zub TopKit
1.6	72	10/00→05/01	➔	- ABS	03.0137-0197.2	650197	TRW Ø 180 x 32 + HEB
					03.0137-0261.2	650261	BDX Ø 180 x 32
					03.0520-2520.3	692520	TRW Ø 180 x 32 Ø 20,64 + RZ / + Zub TopKit
					03.0520-2620.3	692620	BDX Ø 180 x 32 Ø 20,64 + RZ / + Zub TopKit
		➔	+ ABS	03.0137-0312.2	650312	TRW Ø 203 x 38	
		➔	Orga 08730→; + ABS	03.0520-6420.3	696420	TRW Ø 203 x 39 Ø 20,64 + RZ / + Zub TopKit	
1.8	74	06/94→05/01	➔	→ 08/95; + ABS	03.0137-0197.2	650197	TRW Ø 180 x 32 + HEB
			➔	- ABS	03.0137-0261.2	650261	BDX Ø 180 x 32
					03.0520-2520.3	692520	TRW Ø 180 x 32 Ø 20,64 + RZ / + Zub TopKit
					03.0520-2620.3	692620	BDX Ø 180 x 32 Ø 20,64 + RZ / + Zub TopKit
			➔	+ ABS	03.0137-0312.2	650312	TRW Ø 203 x 38
					03.0137-0370.2	650370	BDX Ø 229 x 42 + HEB
		03.0520-3220.3	693220	BDX Ø 229 x 42 Ø 20,64 + RZ / + Zub TopKit			
		➔	→Orga 08729; + ABS	03.0520-5720.3	695720	TRW Ø 203 x 39 Ø 20,64 + RZ / + Zub TopKit	
		➔	Orga 08730→; + ABS	03.0520-6420.3	696420	TRW Ø 203 x 39 Ø 20,64 + RZ / + Zub TopKit	
↓							

	kw				!#		
<b>PEUGEOT - 306 (7B, N3, N5) 04/93→10/03</b>							
<b>Bremsbackensatz</b>							
1.8 ST	74	06/94→05/01	➔	- ABS	03.0137-0197.2 650197	TRW Ø 180 x 32 + HEB	
					03.0137-0261.2 650261	BDX Ø 180 x 32	
					03.0520-2520.3 692520	TRW Ø 180 x 32 Ø 20,64 + RZ / + Zub TopKit	
					03.0520-2620.3 692620	BDX Ø 180 x 32 Ø 20,64 + RZ / + Zub TopKit	
			➔	→ 08/95; + ABS	03.0137-0197.2 650197	TRW Ø 180 x 32 + HEB	
			➔	09/95→; + ABS	03.0137-0312.2 650312	TRW Ø 203 x 38	
1.9 D 1.9 D	51 55	09/98→05/01 03/98→05/01	➔	- ABS	03.0137-0197.2 650197	TRW Ø 180 x 32 + HEB	
					03.0137-0261.2 650261	BDX Ø 180 x 32	
					03.0520-2520.3 692520	TRW Ø 180 x 32 Ø 20,64 + RZ / + Zub TopKit	
					03.0520-2620.3 692620	BDX Ø 180 x 32 Ø 20,64 + RZ / + Zub TopKit	
			➔	+ ABS	03.0137-0312.2 650312	TRW Ø 203 x 38	
			➔	→Orga 08729; + ABS	03.0520-5720.3 695720	TRW Ø 203 x 39 Ø 20,64 + RZ / + Zub TopKit	
1.9 D	68	02/94→12/97	➔	10/94→ 08/95	03.0137-0197.2 650197	TRW Ø 180 x 32 + HEB	
			➔	- ABS; für Fahrzeuge ohne verstärktes Fahrwerk; Türenanzahl: 5	03.0137-0197.2 650197	TRW Ø 180 x 32 + HEB	
					03.0137-0261.2 650261	BDX Ø 180 x 32	
					03.0520-2520.3 692520	TRW Ø 180 x 32 Ø 20,64 + RZ / + Zub TopKit	
					03.0520-2620.3 692620	BDX Ø 180 x 32 Ø 20,64 + RZ / + Zub TopKit	
			➔	→ 08/95; + ABS	03.0137-0197.2 650197	TRW Ø 180 x 32 + HEB	
			➔	10/94→ 08/95; - ABS	03.0137-0261.2 650261	BDX Ø 180 x 32	
					03.0520-2520.3 692520	TRW Ø 180 x 32 Ø 20,64 + RZ / + Zub TopKit	
					03.0520-2620.3 692620	BDX Ø 180 x 32 Ø 20,64 + RZ / + Zub TopKit	
			➔	09/95→	03.0137-0312.2 650312	TRW Ø 203 x 38	
			➔	- ABS; für Fahrzeuge mit verstärktem Fahrwerk; Türenanzahl: 3	03.0137-0370.2 650370	BDX Ø 229 x 42 + HEB	
			➔	+ ABS; für Fahrzeuge ohne verstärktes Fahrwerk	03.0137-0370.2 650370	BDX Ø 229 x 42 + HEB	
		03.0520-3220.3 693220	BDX Ø 229 x 42 Ø 20,64 + RZ / + Zub TopKit				
➔	10/94→; + ABS	03.0137-0370.2 650370	BDX Ø 229 x 42 + HEB				
		03.0520-3220.3 693220	BDX Ø 229 x 42 Ø 20,64 + RZ / + Zub TopKit				
➔	für Fahrzeuge mit verstärktem Fahrwerk; Türenanzahl: 3; + ABS	03.0520-3220.3 693220	BDX Ø 229 x 42 Ø 20,64 + RZ / + Zub TopKit				
➔	09/95→; →Orga 08729	03.0520-5720.3 695720	TRW Ø 203 x 39 Ø 20,64 + RZ / + Zub TopKit				
➔	Orga 08730→	03.0520-6420.3 696420	TRW Ø 203 x 39 Ø 20,64 + RZ / + Zub TopKit				
1.9 SRDT	66	06/94→05/01	➔	10/94→ 08/95	03.0137-0197.2 650197	TRW Ø 180 x 32 + HEB	
			➔	10/94→ 08/95; - ABS	03.0137-0261.2 650261	BDX Ø 180 x 32	
					03.0520-2520.3 692520	TRW Ø 180 x 32 Ø 20,64 + RZ / + Zub TopKit	
					03.0520-2620.3 692620	BDX Ø 180 x 32 Ø 20,64 + RZ / + Zub TopKit	
			➔	09/95→	03.0137-0312.2 650312	TRW Ø 203 x 38	
➔	10/94→; + ABS	03.0137-0370.2 650370	BDX Ø 229 x 42 + HEB				

















	kw				!#		
<b>PEUGEOT - 306 (7B, N3, N5) 04/93→10/03</b>							
<b> Bremsbackensatz</b>							
1.9 SRDT	66	06/94→05/01	➡	10/94→; + ABS		03.0520-3220.3 693220	BDX Ø 229 x 42 Ø 20,64 + RZ / + Zub TopKit
			➡	09/95→; →Orga 08729		03.0520-5720.3 695720	TRW Ø 203 x 39 Ø 20,64 + RZ / + Zub TopKit
			➡	Orga 08730→		03.0520-6420.3 696420	TRW Ø 203 x 39 Ø 20,64 + RZ / + Zub TopKit
<b> Seilzug, Feststellbremse</b>							
1.1	44	06/94→05/01	➡	☐; → 04/97; Trommelbremse		24.3727-0818.2 580818	L= 1.656
			➡	☐; → 04/97; Trommelbremse		24.3727-0819.2 580819	L= 1.561
1.4 SL	55	06/94→05/01	➡	☐; 10/94→; Trommelbremse		24.3727-0818.2 580818	L= 1.656
1.9 SLD	47	06/94→05/01	➡	☐; 10/94→; Trommelbremse		24.3727-0819.2 580819	L= 1.561
1.9 SLD	50	06/94→05/01	➡	☐; 10/94→; Trommelbremse		24.3727-0819.2 580819	L= 1.561
1.9 SRDT	66	06/94→05/01	➡	☐; 10/94→; Trommelbremse		24.3727-0819.2 580819	L= 1.561
1.6 SR	65	06/94→10/00	➡	☐; 10/94→; Türenanzahl: 4; Trommelbremse		24.3727-0818.2 580818	L= 1.656
			➡	☐; 10/00→; Türenanzahl: 4; Trommelbremse		24.3727-0818.2 580818	L= 1.656
			➡	☐; 10/00→; Türenanzahl: 4; Trommelbremse		24.3727-0819.2 580819	L= 1.561
			➡	☐; 10/94→; Türenanzahl: 4; Trommelbremse		24.3727-0819.2 580819	L= 1.561
1.8	74	06/94→05/01	➡	☐; Trommelbremse		24.3727-0818.2 580818	L= 1.656
1.9 D	51	09/98→05/01	➡	☐; Trommelbremse		24.3727-0819.2 580819	L= 1.561
1.9 D	55	03/98→05/01	➡	☐; Trommelbremse		24.3727-0819.2 580819	L= 1.561
1.8 16V	81	03/97→05/01	➡	☐; Türenanzahl: 4; Scheibenbremse		24.3727-0812.2 580812	L= 1.696
2.0 HDI 90	66	06/99→12/01	➡	☐; Türenanzahl: 4; Scheibenbremse		24.3727-0813.2 580813	L= 1.614
1.8 16V	82	03/97→07/01	➡	☐; → 05/01; Türenanzahl: 4; Scheibenbremse		24.3727-0812.2 580812	L= 1.696
			➡	☐; → 05/01; Türenanzahl: 4; Scheibenbremse		24.3727-0813.2 580813	L= 1.614
1.8 ST	74	06/94→05/01	➡	☐; 10/94→; Türenanzahl: 4; Trommelbremse		24.3727-0818.2 580818	L= 1.656
			➡	☐; 10/94→; Türenanzahl: 4; Trommelbremse		24.3727-0819.2 580819	L= 1.561
1.9 D	68	02/94→12/97	➡	☐; Trommelbremse		24.3727-0818.2 580818	L= 1.656
			➡	☐; 10/94→; Trommelbremse		24.3727-0818.2 580818	L= 1.656
			➡	☐; 10/94→; Trommelbremse		24.3727-0819.2 580819	L= 1.561
			➡	☐; Trommelbremse		24.3727-0819.2 580819	L= 1.561
2.0	97	03/97→05/01	➡	☐; Türenanzahl: 4; Scheibenbremse		24.3727-0812.2 580812	L= 1.696
			➡	☐; Scheibenbremse		24.3727-0812.2 580812	L= 1.696
			➡	☐; Türenanzahl: 4; Scheibenbremse		24.3727-0813.2 580813	L= 1.614
			➡	☐; Scheibenbremse		24.3727-0813.2 580813	L= 1.614
2.0 S16	110	06/94→05/01	➡	☐; Scheibenbremse		24.3727-0812.2 580812	L= 1.696
			➡	☐; Scheibenbremse		24.3727-0813.2 580813	L= 1.614
2.0 S16	112	06/94→05/01	➡	☐; 07/94→; Scheibenbremse		24.3727-0812.2 580812	L= 1.696
			➡	☐; 07/94→; Scheibenbremse		24.3727-0813.2 580813	L= 1.614
2.0 ST	89	07/94→05/01	➡	☐; 10/94→; Scheibenbremse		24.3727-0812.2 580812	L= 1.696
			➡	☐; 10/94→; Scheibenbremse		24.3727-0813.2 580813	L= 1.614
<b>PEUGEOT - 306 Break (7E, N3, N5) 06/94→04/02</b>							
<b> Radbremszylinder</b>							
1.4	55	03/97→04/02	➡	→ 03/02; - ABS		24.3220-1702.3 020375	BDX Ø 20,64 GG
1.6	72	10/00→04/02	➡	→ 03/02; - ABS		24.3222-1714.3 020432	BDX Ø 22,2 GG
1.9 D	50	03/97→04/02	➡	→ 03/02; + ABS		24.3222-1714.3 020432	BDX Ø 22,2 GG
1.9 D	51	09/98→04/02	➡	→ 03/02; + ABS		24.3222-1714.3 020432	BDX Ø 22,2 GG
1.9 D	55	03/98→04/02	➡	→ 03/02; + ABS		24.3222-1714.3 020432	BDX Ø 22,2 GG
1.6	65	03/97→10/00	➡	- ABS		24.3220-1702.3 020375	BDX Ø 20,64 GG
1.9 D	51	05/97→05/99	➡	+ ABS		24.3222-1714.3 020432	BDX Ø 22,2 GG
1.8	74	03/97→04/02	➡	→ 03/02		24.3222-1714.3 020432	BDX Ø 22,2 GG
1.9 Td	52	07/95→08/00	➡	03/97→		24.3222-1714.3 020432	BDX Ø 22,2 GG
1.9 TD	66	02/97→04/02	➡	03/97→ 03/02		24.3222-1714.3 020432	BDX Ø 22,2 GG
↓							







	kw				!#		
<b>PEUGEOT - 306 Break (7E, N3, N5) 06/94→04/02</b>							
<b>Zubehörsatz, Bremsbacken</b>							
1.4	55	03/97→04/02	➡	→ 03/02		03.0137-9228.2 669228	BDX
1.6	72	10/00→04/02					
1.8	74	03/97→04/02					
1.9 D	50	03/97→04/02					
1.9 D	51	09/98→04/02					
1.9 D	55	03/98→04/02					
1.6	65	03/97→10/00	➡			03.0137-9228.2 669228	BDX
1.9 D	51	05/97→05/99					
1.9 Td	52	07/95→08/00	➡	03/97→		03.0137-9228.2 669228	BDX
1.9 TD	66	02/97→04/02	➡	03/97→ 03/02		03.0137-9228.2 669228	BDX
<b> Bremstrommel</b>							
1.4	55	03/97→04/02	➡	→ 03/02		24.0222-8017.1 480071	Ø 229,0 x 50,8 / 230
1.6	72	10/00→04/02					
1.8	74	03/97→04/02					
1.9 D	50	03/97→04/02					
1.9 D	51	09/98→04/02					
1.9 D	55	03/98→04/02					
1.6	65	03/97→10/00	➡			24.0222-8017.1 480071	Ø 229,0 x 50,8 / 230
1.9 D	51	05/97→05/99					
1.9 Td	52	07/95→08/00	➡	03/97→		24.0222-8017.1 480071	Ø 229,0 x 50,8 / 230
1.9 TD	66	02/97→04/02	➡	03/97→ 03/02		24.0222-8017.1 480071	Ø 229,0 x 50,8 / 230
<b> Bremsbackensatz</b>							
1.4	55	03/97→04/02	➡	→ 03/02		03.0137-0370.2 650370	BDX Ø 229 x 42 + HEB
1.6	72	10/00→04/02					
1.9 D	50	03/97→04/02	➡	→ 03/02; + ABS		03.0520-5822.3 695822	BDX Ø 229 x 42 Ø 22,2 + RZ / + Zub TopKit
1.9 D	51	09/98→04/02					
1.9 D	55	03/98→04/02	➡	→ 03/02; - ABS		03.0520-6720.3 696720	BDX Ø 229 x 42 Ø 20,64 + RZ / + Zub TopKit
1.6	65	03/97→10/00	➡			03.0137-0370.2 650370	BDX Ø 229 x 42 + HEB
1.9 D	51	05/97→05/99	➡	+ ABS		03.0520-5822.3 695822	BDX Ø 229 x 42 Ø 22,2 + RZ / + Zub TopKit
			➡	- ABS		03.0520-6720.3 696720	BDX Ø 229 x 42 Ø 20,64 + RZ / + Zub TopKit
1.8	74	03/97→04/02	➡	→ 03/02		03.0137-0370.2 650370 03.0520-5822.3 695822	BDX Ø 229 x 42 + HEB BDX Ø 229 x 42 Ø 22,2 + RZ / + Zub TopKit
1.9 Td	52	07/95→08/00	➡	03/97→		03.0137-0370.2 650370 03.0520-5822.3 695822	BDX Ø 229 x 42 + HEB BDX Ø 229 x 42 Ø 22,2 + RZ / + Zub TopKit
1.9 TD	66	02/97→04/02	➡	03/97→ 03/02		03.0137-0370.2 650370 03.0520-5822.3 695822	BDX Ø 229 x 42 + HEB BDX Ø 229 x 42 Ø 22,2 + RZ / + Zub TopKit
<b> Seilzug, Feststellbremse</b>							
1.4	55	03/97→04/02	➡	☐; → 03/02; Trommelbremse		24.3727-0822.2 580822	L= 1.608 + Zub
1.6	72	10/00→04/02					
1.8	74	03/97→04/02	➡	☐; → 03/02; Trommelbremse		24.3727-0823.2 580823	L= 1.690
1.9 D	50	03/97→04/02					
1.9 D	51	09/98→04/02					
1.9 D	55	03/98→04/02					
1.6	65	03/97→10/00	➡	☐; Trommelbremse		24.3727-0822.2 580822	L= 1.608 + Zub
1.9 D	51	05/97→05/99	➡	☐; Trommelbremse		24.3727-0823.2 580823	L= 1.690
1.8 16V	81	03/97→04/02	➡	☐; → 03/02; Scheibenbremse		24.3727-0812.2 580812	L= 1.696
2.0	97	03/97→04/02					
2.0 16V	99	03/97→04/02	➡	☐; → 03/02; Scheibenbremse		24.3727-0813.2 580813	L= 1.614
2.0 HDI 90	66	06/99→04/02					
1.8 16V	82	03/97→07/01	➡	☐; Scheibenbremse		24.3727-0812.2 580812	L= 1.696
			➡	☐; Scheibenbremse		24.3727-0813.2 580813	L= 1.614
1.9 Td	52	07/95→08/00	➡	☐; 03/97→; Trommelbremse		24.3727-0822.2 580822	L= 1.608 + Zub
			➡	☐; 03/97→; Trommelbremse		24.3727-0823.2 580823	L= 1.690
1.9 TD	66	02/97→04/02	➡	☐; 03/97→ 03/02; Trommelbremse		24.3727-0822.2 580822	L= 1.608 + Zub
			➡	☐; 03/97→ 03/02; Trommelbremse		24.3727-0823.2 580823	L= 1.690
<b>PEUGEOT - 306 Cabriolet (7D, N3, N5) 01/94→04/02</b>							
<b> Radbremszylinder</b>							
1.6	65	04/96→10/00	➡	☐; - ABS		24.3220-1615.3 020242 24.3220-1617.3 020244	TRW Ø 20,64 GG BDX Ø 20,64 GG
↓							

	kw				!#		
<b>PEUGEOT - 306 Cabriolet (7D, N3, N5) 01/94→04/02</b>							
<b> Radbremszylinder</b>							
1.6	65	04/96→10/00	➡	☐; - ABS	24.3220-1616.3	020243	TRW Ø 20,64 GG
					24.3220-1618.3	020245	BDX Ø 20,64 GG
			➡	→Orga 08575; + ABS	24.3220-1702.3	020375	BDX Ø 20,64 GG
			➡	→Orga 08729; + ABS	24.3220-1711.3	020409	TRW Ø 20,64 GG
			➡	Orga 08730→; + ABS	24.3220-1717.3	020430	TRW Ø 20,64 ALU
1.6	72	10/00→04/02	➡	☐; - ABS	24.3220-1615.3	020242	TRW Ø 20,64 GG
					24.3220-1617.3	020244	BDX Ø 20,64 GG
			➡	☐; - ABS	24.3220-1616.3	020243	TRW Ø 20,64 GG
					24.3220-1618.3	020245	BDX Ø 20,64 GG
			➡	+ ABS	24.3220-1717.3	020430	TRW Ø 20,64 ALU
1.8	74	03/94→04/02	➡	☐; → 10/00; - ABS	24.3220-1615.3	020242	TRW Ø 20,64 GG
					24.3220-1617.3	020244	BDX Ø 20,64 GG
			➡	☐; → 10/00; - ABS	24.3220-1616.3	020243	TRW Ø 20,64 GG
					24.3220-1618.3	020245	BDX Ø 20,64 GG
			➡	→ 08/95; + ABS	24.3220-1619.3	020246	TRW Ø 20,64 GG
			➡	→ 10/00; + ABS	24.3220-1702.3	020375	BDX Ø 20,64 GG
			➡	09/95→; →Orga 08729; + ABS	24.3220-1711.3	020409	TRW Ø 20,64 GG
			➡	Orga 08730→; → 10/00; + ABS	24.3220-1717.3	020430	TRW Ø 20,64 ALU
1.8	74	05/97→04/99	➡	☐; - ABS	24.3220-1615.3	020242	TRW Ø 20,64 GG
					24.3220-1617.3	020244	BDX Ø 20,64 GG
			➡	☐; - ABS	24.3220-1616.3	020243	TRW Ø 20,64 GG
					24.3220-1618.3	020245	BDX Ø 20,64 GG
			➡	+ ABS	24.3220-1702.3	020375	BDX Ø 20,64 GG
			➡	→Orga 08729; + ABS	24.3220-1711.3	020409	TRW Ø 20,64 GG
			➡	Orga 08730→; + ABS	24.3220-1717.3	020430	TRW Ø 20,64 ALU
<b>Zubehörsatz, Bremsbacken</b>							
1.6	65	04/96→10/00	➡	- ABS	03.0137-9086.2	669086	BDX
					03.0137-9175.2	669175	TRW
			➡	+ ABS	03.0137-9158.2	669158	TRW
			➡	→ 05/00; + ABS	03.0137-9228.2	669228	BDX
1.6	72	10/00→04/02	➡	- ABS	03.0137-9086.2	669086	BDX
					03.0137-9175.2	669175	TRW
			➡	+ ABS	03.0137-9158.2	669158	TRW
1.8	74	03/94→04/02	➡	→ 10/00; - ABS	03.0137-9086.2	669086	BDX
					03.0137-9175.2	669175	TRW
			➡	09/95→ 10/00; + ABS	03.0137-9158.2	669158	TRW
			➡	→ 08/95; + ABS	03.0137-9175.2	669175	TRW
			➡	→ 10/00; + ABS	03.0137-9228.2	669228	BDX
1.8	74	05/97→04/99	➡	- ABS	03.0137-9086.2	669086	BDX
					03.0137-9175.2	669175	TRW
			➡	+ ABS	03.0137-9158.2	669158	TRW
			➡		03.0137-9228.2	669228	BDX
<b> Bremstrommel</b>							
1.6	65	04/96→10/00	➡	- ABS	24.0218-0016.1	480011	Ø 180,0 x 44,5 / 181
1.6	72	10/00→04/02					- RLG / - ABS Ring
1.8	74	05/97→04/99			24.0218-0716.2	480203	Ø 180,0 x 44,5 / 181
			➡	+ ABS	24.0220-3014.1	480090	+ RLG / - ABS Ring
							- RLG / - ABS Ring
1.8	74	03/94→04/02	➡	→ 10/00; - ABS	24.0218-0016.1	480011	Ø 180,0 x 44,5 / 181
					24.0218-0716.2	480203	- RLG / - ABS Ring
					24.0218-0716.2	480203	Ø 180,0 x 44,5 / 181
					24.0218-0716.2	480203	+ RLG / - ABS Ring
			➡	→ 08/95; + ABS	24.0218-0016.1	480011	Ø 180,0 x 44,5 / 181
					24.0218-0716.2	480203	- RLG / - ABS Ring
			➡	09/95→ 10/00; + ABS	24.0220-3014.1	480090	Ø 180,0 x 44,5 / 181
							+ RLG / - ABS Ring
↓							Ø 203,0 x 46,5 / 204,5
							- RLG / - ABS Ring



	kw				!#		
<b>PEUGEOT - 306 Cabriolet (7D, N3, N5) 01/94→04/02</b>							
<b>Bremstrommel</b>							
1.8 16V	81	05/97→04/02	➔	+ ABS		24.0220-3014.1 480090	Ø 203,0 x 46,5 / 204,5 - RLG / - ABS Ring
<b>Bremsbackensatz</b>							
1.6	65	04/96→10/00	➔	- ABS		03.0137-0197.2 650197 03.0137-0261.2 650261 03.0520-2520.3 692520 03.0520-2620.3 692620	TRW Ø 180 x 32 + HEB BDX Ø 180 x 32 TRW Ø 180 x 32 Ø 20,64 + RZ / + Zub TopKit BDX Ø 180 x 32 Ø 20,64 + RZ / + Zub TopKit
				➔	+ ABS	03.0137-0312.2 650312	TRW Ø 203 x 38
				➔	→ 05/00; + ABS	03.0137-0370.2 650370	BDX Ø 229 x 42 + HEB
				➔	→Orga 08729; + ABS	03.0520-5720.3 695720	TRW Ø 203 x 39 Ø 20,64 + RZ / + Zub TopKit
				➔	Orga 08730→; + ABS	03.0520-6420.3 696420	TRW Ø 203 x 39 Ø 20,64 + RZ / + Zub TopKit
				1.6	72	10/00→04/02	➔
➔	+ ABS	03.0137-0312.2 650312 03.0520-6420.3 696420	TRW Ø 203 x 38 TRW Ø 203 x 39 Ø 20,64 + RZ / + Zub TopKit				
1.8	74	03/94→04/02	➔	→ 10/00; - ABS		03.0137-0197.2 650197 03.0137-0261.2 650261 03.0520-2520.3 692520 03.0520-2620.3 692620	TRW Ø 180 x 32 + HEB BDX Ø 180 x 32 TRW Ø 180 x 32 Ø 20,64 + RZ / + Zub TopKit BDX Ø 180 x 32 Ø 20,64 + RZ / + Zub TopKit
				➔	→ 08/95; + ABS	03.0137-0197.2 650197	TRW Ø 180 x 32 + HEB
				➔	09/95→ 10/00; + ABS	03.0137-0312.2 650312	TRW Ø 203 x 38
				➔	→ 10/00; + ABS	03.0137-0370.2 650370	BDX Ø 229 x 42 + HEB
				➔	09/95→; →Orga 08729; + ABS	03.0520-5720.3 695720	TRW Ø 203 x 39 Ø 20,64 + RZ / + Zub TopKit
				➔	Orga 08730→; → 10/00; + ABS	03.0520-6420.3 696420	TRW Ø 203 x 39 Ø 20,64 + RZ / + Zub TopKit
1.8	74	05/97→04/99	➔	- ABS		03.0137-0197.2 650197 03.0137-0261.2 650261 03.0520-2520.3 692520 03.0520-2620.3 692620	TRW Ø 180 x 32 + HEB BDX Ø 180 x 32 TRW Ø 180 x 32 Ø 20,64 + RZ / + Zub TopKit BDX Ø 180 x 32 Ø 20,64 + RZ / + Zub TopKit
				➔	+ ABS	03.0137-0312.2 650312 03.0137-0370.2 650370	TRW Ø 203 x 38 BDX Ø 229 x 42 + HEB
				➔	→Orga 08729; + ABS	03.0520-5720.3 695720	TRW Ø 203 x 39 Ø 20,64 + RZ / + Zub TopKit
				➔	Orga 08730→; + ABS	03.0520-6420.3 696420	TRW Ø 203 x 39 Ø 20,64 + RZ / + Zub TopKit
				1.8 16V	81	05/97→04/02	➔
<b>Seilzug, Feststellbremse</b>							
1.6	65	04/96→10/00	➔	<input checked="" type="checkbox"/> ; Trommelbremse		24.3727-0306.2 580306	L= 1.493
1.6	72	10/00→04/02	➔	<input type="checkbox"/> ; Trommelbremse		24.3727-0307.2 580307	L= 1.585
1.8	74	05/97→04/99	➔	<input type="checkbox"/> ; Trommelbremse		24.3727-0307.2 580307	L= 1.585
1.8	74	03/94→04/02	➔	<input checked="" type="checkbox"/> ; 05/97→ 10/00; Trommelbremse		24.3727-0306.2 580306	L= 1.493
				<input type="checkbox"/> ; 05/97→ 10/00; Trommelbremse		24.3727-0307.2 580307	L= 1.585
				<input type="checkbox"/> ; → 04/97; Trommelbremse		24.3727-0814.2 580814	L= 1.621
				<input checked="" type="checkbox"/> ; → 04/97; Trommelbremse		24.3727-0815.2 580815	L= 1.531
				1.8 16V	81	05/97→04/02	➔
2.0 16V	99	03/97→04/02	➔	<input checked="" type="checkbox"/> ; Scheibenbremse		24.3727-0305.2 580305	L= 1.533
↓							

	kw				!#		
<b>PEUGEOT - 306 Cabriolet (7D, N3, N5) 01/94→04/02</b>							
 <b>Seilzug, Feststellbremse</b>							
2.0	89	03/94→04/02	➡	☐; → 04/97; Scheibenbremse	24.3727-0304.2	580304	L= 1.612
2.0	90	02/95→11/97	➡	☐; → 04/97; Scheibenbremse	24.3727-0305.2	580305	L= 1.533
2.0 16V	97	03/97→04/02	➡	☐; → 10/00; Scheibenbremse	24.3727-0304.2	580304	L= 1.612
			➡	☐; → 10/00; Scheibenbremse	24.3727-0305.2	580305	L= 1.533
<b>PEUGEOT - 306 Kasten/Kombi (N_, 7_) 07/93→08/02</b>							
 <b>Radbremszylinder</b>							
1.4	55	03/96→07/01	➡	☐; 05/97→ 05/01; - ABS	24.3220-1615.3	020242	TRW Ø 20,64 GG
					24.3220-1617.3	020244	BDX Ø 20,64 GG
			➡	☐; → 04/97; - ABS; für Fahrzeuge ohne verstärktes Fahrwerk; Türenanzahl: 5	24.3220-1615.3	020242	TRW Ø 20,64 GG
					24.3220-1617.3	020244	BDX Ø 20,64 GG
			➡	☐; → 04/97; - ABS; für Fahrzeuge ohne verstärktes Fahrwerk; Türenanzahl: 5	24.3220-1616.3	020243	TRW Ø 20,64 GG
					24.3220-1618.3	020245	BDX Ø 20,64 GG
			➡	☐; 05/97→ 05/01; - ABS	24.3220-1616.3	020243	TRW Ø 20,64 GG
					24.3220-1618.3	020245	BDX Ø 20,64 GG
1.9 D	51	02/99→08/02	➡	→ 04/97; + ABS; für Fahrzeuge ohne verstärktes Fahrwerk	24.3220-1702.3	020375	BDX Ø 20,64 GG
					24.3220-1702.3	020375	BDX Ø 20,64 GG
1.9 D	69	02/94→04/99	➡	☐; - ABS; für Fahrzeuge ohne verstärktes Fahrwerk; Türenanzahl: 5	24.3220-1615.3	020242	TRW Ø 20,64 GG
					24.3220-1617.3	020244	BDX Ø 20,64 GG
			➡	☐; - ABS; für Fahrzeuge ohne verstärktes Fahrwerk; Türenanzahl: 5	24.3220-1616.3	020243	TRW Ø 20,64 GG
					24.3220-1618.3	020245	BDX Ø 20,64 GG
			➡	→ 08/95; + ABS	24.3220-1619.3	020246	TRW Ø 20,64 GG
			➡	- ABS; für Fahrzeuge mit verstärktem Fahrwerk; Türenanzahl: 3	24.3220-1702.3	020375	BDX Ø 20,64 GG
					24.3220-1702.3	020375	BDX Ø 20,64 GG
1.9 D	51	02/99→08/02	➡	→ 03/02; - ABS	24.3220-1702.3	020375	BDX Ø 20,64 GG
					24.3222-1714.3	020432	BDX Ø 22,2 GG
			➡	→ 03/02; + ABS	24.3222-1714.3	020432	BDX Ø 22,2 GG
1.9 D	69	02/94→04/99	➡	☐; - ABS; für Fahrzeuge ohne verstärktes Fahrwerk; Türenanzahl: 5	24.3220-1615.3	020242	TRW Ø 20,64 GG
					24.3220-1617.3	020244	BDX Ø 20,64 GG
			➡	☐; - ABS; für Fahrzeuge ohne verstärktes Fahrwerk; Türenanzahl: 5	24.3220-1616.3	020243	TRW Ø 20,64 GG
					24.3220-1618.3	020245	BDX Ø 20,64 GG
			➡	→ 08/95; + ABS	24.3220-1619.3	020246	TRW Ø 20,64 GG
			➡	- ABS; für Fahrzeuge mit verstärktem Fahrwerk; Türenanzahl: 3	24.3220-1702.3	020375	BDX Ø 20,64 GG
1.4	55	03/96→07/01	➡	→ Orga 08729; + ABS	24.3220-1711.3	020409	TRW Ø 20,64 GG
					24.3220-1717.3	020430	TRW Ø 20,64 ALU
			➡	Orga 08730→; → 05/01; + ABS	24.3220-1717.3	020430	TRW Ø 20,64 ALU
<b>Zubehörsatz, Bremsbacken</b>							
1.4	55	03/96→07/01	➡	→ 04/97; - ABS; für Fahrzeuge mit verstärktem Fahrwerk; Türenanzahl: 3	03.0137-9228.2	669228	BDX
					03.0137-9228.2	669228	BDX
			➡	→ 04/97; + ABS; für Fahrzeuge ohne verstärktes Fahrwerk	03.0137-9228.2	669228	BDX
					03.0137-9086.2	669086	BDX
			➡	→ 04/97; - ABS; für Fahrzeuge ohne verstärktes Fahrwerk; Türenanzahl: 5	03.0137-9175.2	669175	TRW
					03.0137-9175.2	669175	TRW
1.9 D	51	02/99→08/02	➡	05/97→ 05/01; - ABS	03.0137-9086.2	669086	BDX
					03.0137-9175.2	669175	TRW
1.9 D	69	02/94→04/99	➡	→ 05/01; + ABS	03.0137-9158.2	669158	TRW
					03.0137-9158.2	669158	TRW
			➡	→ 03/02	03.0137-9228.2	669228	BDX
					03.0137-9228.2	669228	BDX
1.9 D	69	02/94→04/99	➡	+ ABS; für Fahrzeuge ohne verstärktes Fahrwerk	03.0137-9228.2	669228	BDX
					03.0137-9228.2	669228	BDX
			➡	- ABS; für Fahrzeuge mit verstärktem Fahrwerk; Türenanzahl: 3	03.0137-9228.2	669228	BDX
					03.0137-9086.2	669086	BDX
			➡	- ABS; für Fahrzeuge ohne verstärktes Fahrwerk; Türenanzahl: 5	03.0137-9175.2	669175	TRW
		03.0137-9175.2	669175	TRW			
			➡	09/95→	03.0137-9158.2	669158	TRW
			➡	→ 08/95; + ABS	03.0137-9175.2	669175	TRW

	kw				!#		
<b>PEUGEOT - 306 Kasten/Kombi (N_, 7_) 07/93→08/02</b>							
<b>Bremstrommel</b>							
1.4	55	03/96→07/01	➡	→ 04/97; - ABS; für Fahrzeuge ohne verstärktes Fahrwerk; Türenanzahl: 5	24.0218-0016.1	480011	Ø 180,0 x 44,5 / 181 - RLG / - ABS Ring
					24.0218-0716.2	480203	Ø 180,0 x 44,5 / 181 + RLG / - ABS Ring
			➡	05/97→ 05/01; - ABS	24.0218-0016.1	480011	Ø 180,0 x 44,5 / 181 - RLG / - ABS Ring
					24.0218-0716.2	480203	Ø 180,0 x 44,5 / 181 + RLG / - ABS Ring
			➡	→ 05/01; + ABS	24.0220-3014.1	480090	Ø 203,0 x 46,5 / 204,5 - RLG / - ABS Ring
1.9 D	51	02/99→08/02	➡	→ 03/02	24.0222-8017.1	480071	Ø 229,0 x 50,8 / 230
1.9 D	69	02/94→04/99	➡	→ 08/95; + ABS; TRW	24.0218-0016.1	480011	Ø 180,0 x 44,5 / 181 - RLG / - ABS Ring
					24.0218-0716.2	480203	Ø 180,0 x 44,5 / 181 + RLG / - ABS Ring
			➡	- ABS; für Fahrzeuge ohne verstärktes Fahrwerk; Türenanzahl: 5	24.0218-0016.1	480011	Ø 180,0 x 44,5 / 181 - RLG / - ABS Ring
					24.0218-0716.2	480203	Ø 180,0 x 44,5 / 181 + RLG / - ABS Ring
			➡	09/95→	24.0220-3014.1	480090	Ø 203,0 x 46,5 / 204,5 - RLG / - ABS Ring
				24.0222-8017.1	480071	Ø 229,0 x 50,8 / 230	
			➡	- ABS; für Fahrzeuge mit verstärktem Fahrwerk; Türenanzahl: 3; BENDIX	24.0222-8017.1	480071	Ø 229,0 x 50,8 / 230
<b>Bremsbackensatz</b>							
1.4	55	03/96→07/01	➡	→ 04/97; - ABS; für Fahrzeuge ohne verstärktes Fahrwerk; Türenanzahl: 5	03.0137-0197.2	650197	TRW Ø 180 x 32 + HEB
					03.0137-0261.2	650261	BDX Ø 180 x 32
					03.0520-2520.3	692520	TRW Ø 180 x 32 Ø 20,64 + RZ / + Zub TopKit
					03.0520-2620.3	692620	BDX Ø 180 x 32 Ø 20,64 + RZ / + Zub TopKit
			➡	05/97→ 05/01; - ABS	03.0137-0197.2	650197	TRW Ø 180 x 32 + HEB
					03.0137-0261.2	650261	BDX Ø 180 x 32
					03.0520-2520.3	692520	TRW Ø 180 x 32 Ø 20,64 + RZ / + Zub TopKit
					03.0520-2620.3	692620	BDX Ø 180 x 32 Ø 20,64 + RZ / + Zub TopKit
			➡	→ 05/01; + ABS	03.0137-0312.2	650312	TRW Ø 203 x 38
			➡	→ 04/97; + ABS; für Fahrzeuge ohne verstärktes Fahrwerk	03.0137-0370.2	650370	BDX Ø 229 x 42 + HEB
				03.0520-3220.3	693220	BDX Ø 229 x 42 Ø 20,64 + RZ / + Zub TopKit	
			➡	→ 04/97; - ABS; für Fahrzeuge mit verstärktem Fahrwerk; Türenanzahl: 3	03.0137-0370.2	650370	BDX Ø 229 x 42 + HEB
			➡	→ 04/97; für Fahrzeuge mit verstärktem Fahrwerk; Türenanzahl: 3; + ABS	03.0520-3220.3	693220	BDX Ø 229 x 42 Ø 20,64 + RZ / + Zub TopKit
			➡	→Orga 08729; + ABS	03.0520-5720.3	695720	TRW Ø 203 x 39 Ø 20,64 + RZ / + Zub TopKit
			➡	Orga 08730→; → 05/01; + ABS	03.0520-6420.3	696420	TRW Ø 203 x 39 Ø 20,64 + RZ / + Zub TopKit
1.9 D	51	02/99→08/02	➡	→ 03/02	03.0137-0370.2	650370	BDX Ø 229 x 42 + HEB
					03.0520-5822.3	695822	BDX Ø 229 x 42 Ø 22,2 + RZ / + Zub TopKit
					03.0520-6720.3	696720	BDX Ø 229 x 42 Ø 20,64 + RZ / + Zub TopKit
1.9 D	69	02/94→04/99	➡	- ABS; für Fahrzeuge ohne verstärktes Fahrwerk; Türenanzahl: 5	03.0137-0197.2	650197	TRW Ø 180 x 32 + HEB
					03.0137-0261.2	650261	BDX Ø 180 x 32
					03.0520-2520.3	692520	TRW Ø 180 x 32 Ø 20,64 + RZ / + Zub TopKit

**PEUGEOT - 306 Kasten/Kombi (N\_, 7\_) 07/93→08/02**

**Bremsbackensatz**

1.9 D	69	02/94→04/99	➔	- ABS; für Fahrzeuge ohne verstärktes Fahrwerk; Türenanzahl: 5	03.0520-2620.3	692620	BDX Ø 180 x 32 Ø 20,64 + RZ / + Zub TopKit
			➔	→ 08/95; + ABS	03.0137-0197.2	650197	TRW Ø 180 x 32 + HEB
			➔	09/95→	03.0137-0312.2	650312	TRW Ø 203 x 38
			➔	+ ABS; für Fahrzeuge ohne verstärktes Fahrwerk	03.0137-0370.2	650370	BDX Ø 229 x 42 + HEB
			➔	- ABS; für Fahrzeuge mit verstärktem Fahrwerk; Türenanzahl: 3	03.0520-3220.3	693220	BDX Ø 229 x 42 Ø 20,64 + RZ / + Zub TopKit
			➔	- ABS; für Fahrzeuge mit verstärktem Fahrwerk; Türenanzahl: 3	03.0137-0370.2	650370	BDX Ø 229 x 42 + HEB
			➔	für Fahrzeuge mit verstärktem Fahrwerk; Türenanzahl: 3; + ABS	03.0520-3220.3	693220	BDX Ø 229 x 42 Ø 20,64 + RZ / + Zub TopKit
			➔	09/95→; →Orga 08729	03.0520-5720.3	695720	TRW Ø 203 x 39 Ø 20,64 + RZ / + Zub TopKit
			➔	Orga 08730→	03.0520-6420.3	696420	TRW Ø 203 x 39 Ø 20,64 + RZ / + Zub TopKit








**Seilzug, Feststellbremse**







1.4	55	03/96→07/01	➔	☐; → 05/01; Trommelbremse	24.3727-0818.2	580818	L= 1.656
			➔	☐; → 05/01; Trommelbremse	24.3727-0819.2	580819	L= 1.561
1.9 D	51	02/99→08/02	➔	☐; → 03/02; Trommelbremse	24.3727-0822.2	580822	L= 1.608 + Zub
			➔	☐; → 03/02; Trommelbremse	24.3727-0823.2	580823	L= 1.690
1.9 D	69	02/94→04/99	➔	☐; Trommelbremse	24.3727-0818.2	580818	L= 1.656
			➔	☐; Trommelbremse	24.3727-0819.2	580819	L= 1.561

**PEUGEOT - 306 Kasten/Schrägheck 04/93→08/01**






**Radbremszylinder**








1.4	55	03/96→07/01	➔	☐; 05/97→ 05/01; - ABS	24.3220-1615.3	020242	TRW Ø 20,64 GG
			➔	☐; → 04/97; - ABS; für Fahrzeuge ohne verstärktes Fahrwerk; Türenanzahl: 5	24.3220-1617.3	020244	BDX Ø 20,64 GG
			➔	☐; → 04/97; - ABS; für Fahrzeuge ohne verstärktes Fahrwerk; Türenanzahl: 5	24.3220-1615.3	020242	TRW Ø 20,64 GG
			➔	☐; → 04/97; - ABS; für Fahrzeuge ohne verstärktes Fahrwerk; Türenanzahl: 5	24.3220-1617.3	020244	BDX Ø 20,64 GG
			➔	☐; → 04/97; - ABS; für Fahrzeuge ohne verstärktes Fahrwerk; Türenanzahl: 5	24.3220-1616.3	020243	TRW Ø 20,64 GG
			➔	☐; 05/97→ 05/01; - ABS	24.3220-1618.3	020245	BDX Ø 20,64 GG
			➔	☐; 05/97→ 05/01; - ABS	24.3220-1616.3	020243	TRW Ø 20,64 GG
			➔	☐; 05/97→ 05/01; - ABS	24.3220-1618.3	020245	BDX Ø 20,64 GG
			➔	→ 04/97; + ABS; für Fahrzeuge ohne verstärktes Fahrwerk	24.3220-1702.3	020375	BDX Ø 20,64 GG
			➔	→ 04/97; - ABS; für Fahrzeuge mit verstärktem Fahrwerk; Türenanzahl: 3	24.3220-1702.3	020375	BDX Ø 20,64 GG
			➔	→Orga 08729; + ABS	24.3220-1711.3	020409	TRW Ø 20,64 GG
			➔	Orga 08730→; → 05/01; + ABS	24.3220-1717.3	020430	TRW Ø 20,64 ALU
1.8 D	44	04/93→05/99	➔	☐; → 04/97; - ABS; für Fahrzeuge ohne verstärktes Fahrwerk; Türenanzahl: 5	24.3220-1615.3	020242	TRW Ø 20,64 GG
			➔	☐; → 04/97; - ABS; für Fahrzeuge ohne verstärktes Fahrwerk; Türenanzahl: 5	24.3220-1617.3	020244	BDX Ø 20,64 GG
			➔	☐; 05/97→; - ABS	24.3220-1615.3	020242	TRW Ø 20,64 GG
			➔	☐; 05/97→; - ABS	24.3220-1617.3	020244	BDX Ø 20,64 GG
			➔	☐; → 04/97; - ABS; für Fahrzeuge ohne verstärktes Fahrwerk; Türenanzahl: 5	24.3220-1616.3	020243	TRW Ø 20,64 GG
			➔	☐; → 04/97; - ABS; für Fahrzeuge ohne verstärktes Fahrwerk; Türenanzahl: 5	24.3220-1618.3	020245	BDX Ø 20,64 GG
			➔	☐; 05/97→; - ABS	24.3220-1616.3	020243	TRW Ø 20,64 GG
			➔	☐; 05/97→; - ABS	24.3220-1618.3	020245	BDX Ø 20,64 GG
			➔	→ 08/95; + ABS	24.3220-1619.3	020246	TRW Ø 20,64 GG
			➔	→ 04/97; + ABS; für Fahrzeuge ohne verstärktes Fahrwerk	24.3220-1702.3	020375	BDX Ø 20,64 GG
			➔	→ 04/97; - ABS; für Fahrzeuge mit verstärktem Fahrwerk; Türenanzahl: 3	24.3220-1702.3	020375	BDX Ø 20,64 GG
			➔	09/95→; →Orga 08729; + ABS	24.3220-1711.3	020409	TRW Ø 20,64 GG
			➔	Orga 08730→; + ABS	24.3220-1717.3	020430	TRW Ø 20,64 ALU
1.9 D	69	02/94→04/99	➔	☐; - ABS; für Fahrzeuge ohne verstärktes Fahrwerk; Türenanzahl: 5	24.3220-1615.3	020242	TRW Ø 20,64 GG
			➔	☐; - ABS; für Fahrzeuge ohne verstärktes Fahrwerk; Türenanzahl: 5	24.3220-1617.3	020244	BDX Ø 20,64 GG








	kw			!#		
<b>PEUGEOT - 306 Kasten/Schrägheck 04/93→08/01</b>						
<b> Radbremszylinder</b>						
1.9 D	69	02/94→04/99	➡	☐; - ABS; für Fahrzeuge ohne verstärktes Fahrwerk; Türenanzahl: 5	24.3220-1616.3 020243	TRW Ø 20,64 GG
			➡	→ 08/95; + ABS	24.3220-1618.3 020245	BDX Ø 20,64 GG
			➡	- ABS; für Fahrzeuge mit verstärktem Fahrwerk; Türenanzahl: 3	24.3220-1619.3 020246	TRW Ø 20,64 GG
			➡	+ ABS; für Fahrzeuge ohne verstärktes Fahrwerk	24.3220-1702.3 020375	BDX Ø 20,64 GG
			➡	09/95→; →Orga 08729	24.3220-1702.3 020375	BDX Ø 20,64 GG
			➡	Orga 08730→	24.3220-1711.3 020409	TRW Ø 20,64 GG
➡		24.3220-1717.3 020430	TRW Ø 20,64 ALU			
<b>Zubehörsatz, Bremsbacken</b>						
1.4	55	03/96→07/01	➡	→ 04/97; - ABS; für Fahrzeuge mit verstärktem Fahrwerk; Türenanzahl: 3	03.0137-9228.2 669228	BDX
			➡	→ 04/97; + ABS; für Fahrzeuge ohne verstärktes Fahrwerk	03.0137-9228.2 669228	BDX
			➡	→ 04/97; - ABS; für Fahrzeuge ohne verstärktes Fahrwerk; Türenanzahl: 5	03.0137-9086.2 669086	BDX
			➡	05/97→ 05/01; - ABS	03.0137-9175.2 669175	TRW
			➡		03.0137-9086.2 669086	BDX
			➡		03.0137-9175.2 669175	TRW
➡	→ 05/01; + ABS	03.0137-9158.2 669158	TRW			
1.8 D	44	04/93→05/99	➡	→ 04/97; + ABS; für Fahrzeuge ohne verstärktes Fahrwerk	03.0137-9228.2 669228	BDX
			➡	→ 04/97; - ABS; für Fahrzeuge mit verstärktem Fahrwerk; Türenanzahl: 3	03.0137-9228.2 669228	BDX
			➡	05/97→; - ABS	03.0137-9086.2 669086	BDX
			➡		03.0137-9175.2 669175	TRW
			➡	→ 04/97; - ABS; für Fahrzeuge ohne verstärktes Fahrwerk; Türenanzahl: 5	03.0137-9086.2 669086	BDX
			➡		03.0137-9175.2 669175	TRW
➡	09/95→; + ABS	03.0137-9158.2 669158	TRW			
➡	→ 08/95; + ABS	03.0137-9175.2 669175	TRW			
1.9 D	69	02/94→04/99	➡	+ ABS; für Fahrzeuge ohne verstärktes Fahrwerk	03.0137-9228.2 669228	BDX
			➡	- ABS; für Fahrzeuge mit verstärktem Fahrwerk; Türenanzahl: 3	03.0137-9228.2 669228	BDX
			➡	- ABS; für Fahrzeuge ohne verstärktes Fahrwerk; Türenanzahl: 5	03.0137-9086.2 669086	BDX
			➡		03.0137-9175.2 669175	TRW
			➡	09/95→	03.0137-9158.2 669158	TRW
			➡	→ 08/95; + ABS	03.0137-9175.2 669175	TRW
<b> Bremstrommel</b>						
1.4	55	03/96→07/01	➡	→ 04/97; - ABS; für Fahrzeuge ohne verstärktes Fahrwerk; Türenanzahl: 5	24.0218-0016.1 480011	Ø 180,0 x 44,5 / 181 - RLG / - ABS Ring
			➡		24.0218-0716.2 480203	Ø 180,0 x 44,5 / 181 + RLG / - ABS Ring
			➡	05/97→ 05/01; - ABS	24.0218-0016.1 480011	Ø 180,0 x 44,5 / 181 - RLG / - ABS Ring
			➡		24.0218-0716.2 480203	Ø 180,0 x 44,5 / 181 + RLG / - ABS Ring
			➡	→ 05/01; + ABS	24.0220-3014.1 480090	Ø 203,0 x 46,5 / 204,5 - RLG / - ABS Ring
			➡	→ 04/97; - ABS; für Fahrzeuge mit verstärktem Fahrwerk; Türenanzahl: 3; BENDIX	24.0222-8017.1 480071	Ø 229,0 x 50,8 / 230
➡	→ 04/97; + ABS; für Fahrzeuge ohne verstärktes Fahrwerk; BENDIX	24.0222-8017.1 480071	Ø 229,0 x 50,8 / 230			
1.8 D	44	04/93→05/99	➡	→ 04/97; - ABS; für Fahrzeuge ohne verstärktes Fahrwerk; Türenanzahl: 5	24.0218-0016.1 480011	Ø 180,0 x 44,5 / 181 - RLG / - ABS Ring
			➡	→ 08/95; + ABS; TRW	24.0218-0716.2 480203	Ø 180,0 x 44,5 / 181 + RLG / - ABS Ring
➡		24.0218-0016.1 480011	Ø 180,0 x 44,5 / 181 - RLG / - ABS Ring			
↓						







	kw				!#		
<b>PEUGEOT - 306 Kasten/Schrägheck 04/93→08/01</b>							
<b>Bremstrommel</b>							
1.8 D	44	04/93→05/99	➡	→ 08/95; + ABS; TRW	24.0218-0716.2	480203	Ø 180,0 x 44,5 / 181 + RLG / - ABS Ring
			➡	05/97→; - ABS	24.0218-0016.1	480011	Ø 180,0 x 44,5 / 181 - RLG / - ABS Ring
					24.0218-0716.2	480203	Ø 180,0 x 44,5 / 181 + RLG / - ABS Ring
			➡	09/95→; + ABS	24.0220-3014.1	480090	Ø 203,0 x 46,5 / 204,5 - RLG / - ABS Ring
			➡	→ 04/97; + ABS; für Fahrzeuge ohne verstärktes Fahrwerk; BENDIX	24.0222-8017.1	480071	Ø 229,0 x 50,8 / 230
			➡	→ 04/97; - ABS; für Fahrzeuge mit verstärktem Fahrwerk; Türenanzahl: 3; BENDIX	24.0222-8017.1	480071	Ø 229,0 x 50,8 / 230
1.9 D	69	02/94→04/99	➡	→ 08/95; + ABS; TRW	24.0218-0016.1	480011	Ø 180,0 x 44,5 / 181 - RLG / - ABS Ring
					24.0218-0716.2	480203	Ø 180,0 x 44,5 / 181 + RLG / - ABS Ring
			➡	- ABS; für Fahrzeuge ohne verstärktes Fahrwerk; Türenanzahl: 5	24.0218-0016.1	480011	Ø 180,0 x 44,5 / 181 - RLG / - ABS Ring
					24.0218-0716.2	480203	Ø 180,0 x 44,5 / 181 + RLG / - ABS Ring
			➡	09/95→	24.0220-3014.1	480090	Ø 203,0 x 46,5 / 204,5 - RLG / - ABS Ring
			➡	+ ABS; für Fahrzeuge ohne verstärktes Fahrwerk; BENDIX	24.0222-8017.1	480071	Ø 229,0 x 50,8 / 230
		24.0222-8017.1	480071	Ø 229,0 x 50,8 / 230			
<b>Bremsbackensatz</b>							
1.4	55	03/96→07/01	➡	→ 04/97; - ABS; für Fahrzeuge ohne verstärktes Fahrwerk; Türenanzahl: 5	03.0137-0197.2	650197	TRW Ø 180 x 32 + HEB
					03.0137-0261.2	650261	BDX Ø 180 x 32
					03.0520-2520.3	692520	TRW Ø 180 x 32 Ø 20,64 + RZ / + Zub TopKit
					03.0520-2620.3	692620	BDX Ø 180 x 32 Ø 20,64 + RZ / + Zub TopKit
			➡	05/97→ 05/01; - ABS	03.0137-0197.2	650197	TRW Ø 180 x 32 + HEB
					03.0137-0261.2	650261	BDX Ø 180 x 32
					03.0520-2520.3	692520	TRW Ø 180 x 32 Ø 20,64 + RZ / + Zub TopKit
					03.0520-2620.3	692620	BDX Ø 180 x 32 Ø 20,64 + RZ / + Zub TopKit
			➡	→ 05/01; + ABS	03.0137-0312.2	650312	TRW Ø 203 x 38
➡	→ 04/97; + ABS; für Fahrzeuge ohne verstärktes Fahrwerk	03.0137-0370.2	650370	BDX Ø 229 x 42 + HEB			
		03.0520-3220.3	693220	BDX Ø 229 x 42 Ø 20,64 + RZ / + Zub TopKit			
➡	→ 04/97; - ABS; für Fahrzeuge mit verstärktem Fahrwerk; Türenanzahl: 3	03.0137-0370.2	650370	BDX Ø 229 x 42 + HEB			
➡	→ 04/97; für Fahrzeuge mit verstärktem Fahrwerk; Türenanzahl: 3; + ABS	03.0520-3220.3	693220	BDX Ø 229 x 42 Ø 20,64 + RZ / + Zub TopKit			
➡	→Orga 08729; + ABS	03.0520-5720.3	695720	TRW Ø 203 x 39 Ø 20,64 + RZ / + Zub TopKit			
➡	Orga 08730→; → 05/01; + ABS	03.0520-6420.3	696420	TRW Ø 203 x 39 Ø 20,64 + RZ / + Zub TopKit			
1.8 D	44	04/93→05/99	➡	→ 04/97; - ABS; für Fahrzeuge ohne verstärktes Fahrwerk; Türenanzahl: 5	03.0137-0197.2	650197	TRW Ø 180 x 32 + HEB
					03.0137-0261.2	650261	BDX Ø 180 x 32
					03.0520-2520.3	692520	TRW Ø 180 x 32 Ø 20,64 + RZ / + Zub TopKit
		03.0520-2620.3	692620	BDX Ø 180 x 32 Ø 20,64 + RZ / + Zub TopKit			
➡	05/97→; - ABS	03.0137-0197.2	650197	TRW Ø 180 x 32 + HEB			
		03.0137-0261.2	650261	BDX Ø 180 x 32			
		03.0520-2520.3	692520	TRW Ø 180 x 32 Ø 20,64 + RZ / + Zub TopKit			
		03.0520-2620.3	692620	BDX Ø 180 x 32 Ø 20,64 + RZ / + Zub TopKit			
↓							









	kw			!#			
<b>PEUGEOT - 306 Kasten/Schrägheck 04/93→08/01</b>							
<b>Bremsbackensatz</b>							
1.8 D	44	04/93→05/99	➔	→ 08/95; + ABS	03.0137-0197.2	650197	TRW Ø 180 x 32 + HEB
			➔	09/95→; + ABS	03.0137-0312.2	650312	TRW Ø 203 x 38
			➔	→ 04/97; + ABS; für Fahrzeuge ohne verstärktes Fahrwerk	03.0137-0370.2	650370	BDX Ø 229 x 42 + HEB
					03.0520-3220.3	693220	BDX Ø 229 x 42 Ø 20,64 + RZ / + Zub TopKit
			➔	→ 04/97; - ABS; für Fahrzeuge mit verstärktem Fahrwerk; Türenanzahl: 3	03.0137-0370.2	650370	BDX Ø 229 x 42 + HEB
			➔	→ 04/97; für Fahrzeuge mit verstärktem Fahrwerk; Türenanzahl: 3; + ABS	03.0520-3220.3	693220	BDX Ø 229 x 42 Ø 20,64 + RZ / + Zub TopKit
			➔	09/95→; →Orga 08729; + ABS	03.0520-5720.3	695720	TRW Ø 203 x 39 Ø 20,64 + RZ / + Zub TopKit
		➔	Orga 08730→; + ABS	03.0520-6420.3	696420	TRW Ø 203 x 39 Ø 20,64 + RZ / + Zub TopKit	
1.9 D	69	02/94→04/99	➔	- ABS; für Fahrzeuge ohne verstärktes Fahrwerk; Türenanzahl: 5	03.0137-0197.2	650197	TRW Ø 180 x 32 + HEB
					03.0137-0261.2	650261	BDX Ø 180 x 32
					03.0520-2520.3	692520	TRW Ø 180 x 32 Ø 20,64 + RZ / + Zub TopKit
					03.0520-2620.3	692620	BDX Ø 180 x 32 Ø 20,64 + RZ / + Zub TopKit
			➔	→ 08/95; + ABS	03.0137-0197.2	650197	TRW Ø 180 x 32 + HEB
			➔	09/95→	03.0137-0312.2	650312	TRW Ø 203 x 38
			➔	+ ABS; für Fahrzeuge ohne verstärktes Fahrwerk	03.0137-0370.2	650370	BDX Ø 229 x 42 + HEB
					03.0520-3220.3	693220	BDX Ø 229 x 42 Ø 20,64 + RZ / + Zub TopKit
➔	- ABS; für Fahrzeuge mit verstärktem Fahrwerk; Türenanzahl: 3	03.0137-0370.2	650370	BDX Ø 229 x 42 + HEB			
➔	für Fahrzeuge mit verstärktem Fahrwerk; Türenanzahl: 3; + ABS	03.0520-3220.3	693220	BDX Ø 229 x 42 Ø 20,64 + RZ / + Zub TopKit			
➔	09/95→; →Orga 08729	03.0520-5720.3	695720	TRW Ø 203 x 39 Ø 20,64 + RZ / + Zub TopKit			
		➔	Orga 08730→	03.0520-6420.3	696420	TRW Ø 203 x 39 Ø 20,64 + RZ / + Zub TopKit	
<b>Seilzug, Feststellbremse</b>							
1.4	55	03/96→07/01	➔	☐; → 05/01; Trommelbremse	24.3727-0818.2	580818	L= 1.656
			➔	☐; → 05/01; Trommelbremse	24.3727-0819.2	580819	L= 1.561
1.8 D	44	04/93→05/99	➔	☐; Trommelbremse	24.3727-0818.2	580818	L= 1.656
1.9 D	69	02/94→04/99	➔	☐; Trommelbremse	24.3727-0819.2	580819	L= 1.561
<b>PEUGEOT - 306 Schrägheck (7A, 7C, N3, N5) 01/93→10/03</b>							
<b>Radbremszylinder</b>							
1.1	44	05/93→05/01	➔	☐; 03/94→ 04/97; - ABS	24.3220-1615.3	020242	TRW Ø 20,64 GG
					24.3220-1617.3	020244	BDX Ø 20,64 GG
			➔	☐; 03/94→ 04/97; - ABS	24.3220-1616.3	020243	TRW Ø 20,64 GG
					24.3220-1618.3	020245	BDX Ø 20,64 GG
			➔	03/94→ 08/95; + ABS	24.3220-1619.3	020246	TRW Ø 20,64 GG
			➔	03/94→ 04/97; + ABS	24.3220-1702.3	020375	BDX Ø 20,64 GG
		➔	09/95→; →Orga 08729; + ABS	24.3220-1711.3	020409	TRW Ø 20,64 GG	
1.4 1.8 D 1.9 D 1.9 D	55	04/93→07/01	➔	☐; → 04/97; - ABS; für Fahrzeuge ohne verstärktes Fahrwerk; Türenanzahl: 5	24.3220-1615.3	020242	TRW Ø 20,64 GG
					24.3220-1617.3	020244	BDX Ø 20,64 GG
	43	05/93→05/01	➔	☐; 05/97→; - ABS	24.3220-1615.3	020242	TRW Ø 20,64 GG
						24.3220-1617.3	020244
	47	05/93→05/01	➔	☐; → 04/97; - ABS; für Fahrzeuge ohne verstärktes Fahrwerk; Türenanzahl: 5	24.3220-1616.3	020243	TRW Ø 20,64 GG
						24.3220-1618.3	020245
	50	06/94→05/01	➔	☐; 05/97→; - ABS	24.3220-1616.3	020243	TRW Ø 20,64 GG
						24.3220-1618.3	020245
			➔	→ 08/95; + ABS	24.3220-1619.3	020246	TRW Ø 20,64 GG
			➔	→ 04/97; + ABS; für Fahrzeuge ohne verstärktes Fahrwerk	24.3220-1702.3	020375	BDX Ø 20,64 GG
		➔	05/97→	24.3220-1702.3	020375	BDX Ø 20,64 GG	







	kw				!#		
<b>PEUGEOT - 306 Schrägheck (7A, 7C, N3, N5) 01/93→10/03</b>							
<b> Radbremszylinder</b>							
1.4 1.8 D 1.9 D 1.9 D	55 43 47 50	04/93→07/01 05/93→05/01 05/93→05/01 06/94→05/01	➔ ➔ ➔	→ 04/97; - ABS; für Fahrzeuge mit verstärktem Fahrwerk; Türenanzahl: 3 09/95→; →Orga 08729; + ABS Orga 08730→; + ABS		24.3220-1702.3 020375 24.3220-1711.3 020409 24.3220-1717.3 020430	BDX Ø 20,64 GG TRW Ø 20,64 GG TRW Ø 20,64 ALU
1.6	65	05/93→10/00	➔ ➔ ➔ ➔	☐; - ABS ☐; - ABS → 08/95; + ABS 09/95→; →Orga 08729; + ABS		24.3220-1615.3 020242 24.3220-1617.3 020244 24.3220-1616.3 020243 24.3220-1618.3 020245 24.3220-1619.3 020246 24.3220-1711.3 020409	TRW Ø 20,64 GG BDX Ø 20,64 GG TRW Ø 20,64 GG BDX Ø 20,64 GG TRW Ø 20,64 GG TRW Ø 20,64 GG
1.6	72	10/00→05/01	➔ ➔ ➔	☐; - ABS ☐; - ABS Orga 08730→; + ABS		24.3220-1615.3 020242 24.3220-1617.3 020244 24.3220-1616.3 020243 24.3220-1618.3 020245 24.3220-1717.3 020430	TRW Ø 20,64 GG BDX Ø 20,64 GG TRW Ø 20,64 GG BDX Ø 20,64 GG TRW Ø 20,64 ALU
1.8	74	05/93→05/01	➔ ➔ ➔ ➔ ➔ ➔ ➔ ➔ ➔	☐; - ABS ☐; - ABS → 08/95; + ABS 04/94→ 08/95; + ABS + ABS 09/95→; →Orga 08729; + ABS →Orga 08729; + ABS Orga 08730→; + ABS		24.3220-1615.3 020242 24.3220-1617.3 020244 24.3220-1616.3 020243 24.3220-1618.3 020245 24.3220-1619.3 020246 24.3220-1702.3 020375 24.3220-1711.3 020409 24.3220-1711.3 020409 24.3220-1717.3 020430	TRW Ø 20,64 GG BDX Ø 20,64 GG TRW Ø 20,64 GG BDX Ø 20,64 GG TRW Ø 20,64 GG BDX Ø 20,64 GG TRW Ø 20,64 GG TRW Ø 20,64 GG TRW Ø 20,64 ALU
1.8 D	44	04/93→05/99	➔ ➔ ➔ ➔ ➔ ➔ ➔ ➔ ➔ ➔ ➔	☐; → 04/97; - ABS; für Fahrzeuge ohne verstärktes Fahrwerk; Türenanzahl: 5 ☐; 05/97→; - ABS ☐; → 04/97; - ABS; für Fahrzeuge ohne verstärktes Fahrwerk; Türenanzahl: 5 ☐; 05/97→; - ABS → 08/95; + ABS → 04/97; + ABS; für Fahrzeuge ohne verstärktes Fahrwerk → 04/97; - ABS; für Fahrzeuge mit verstärktem Fahrwerk; Türenanzahl: 3 09/95→; →Orga 08729; + ABS Orga 08730→; + ABS		24.3220-1615.3 020242 24.3220-1617.3 020244 24.3220-1615.3 020242 24.3220-1617.3 020244 24.3220-1616.3 020243 24.3220-1618.3 020245 24.3220-1616.3 020243 24.3220-1618.3 020245 24.3220-1619.3 020246 24.3220-1702.3 020375 24.3220-1702.3 020375 24.3220-1711.3 020409 24.3220-1717.3 020430	TRW Ø 20,64 GG BDX Ø 20,64 GG TRW Ø 20,64 GG BDX Ø 20,64 GG TRW Ø 20,64 GG BDX Ø 20,64 GG TRW Ø 20,64 GG TRW Ø 20,64 GG BDX Ø 20,64 GG BDX Ø 20,64 GG TRW Ø 20,64 GG TRW Ø 20,64 ALU
1.9 D 1.9 D	51 55	09/98→05/01 03/98→05/01	➔ ➔ ➔ ➔ ➔	☐; - ABS ☐; - ABS →Orga 08729; + ABS Orga 08730→; + ABS		24.3220-1615.3 020242 24.3220-1617.3 020244 24.3220-1616.3 020243 24.3220-1618.3 020245 24.3220-1702.3 020375 24.3220-1711.3 020409 24.3220-1717.3 020430	TRW Ø 20,64 GG BDX Ø 20,64 GG TRW Ø 20,64 GG BDX Ø 20,64 GG BDX Ø 20,64 GG TRW Ø 20,64 GG TRW Ø 20,64 ALU
1.9 D	68	01/93→12/97	➔ ➔ ➔ ➔ ➔ ➔	☐; 10/93→; - ABS; für Fahrzeuge ohne verstärktes Fahrwerk; Türenanzahl: 5 ☐; 10/94→; - ABS ☐; 10/94→; - ABS ☐; 10/94→; - ABS ☐; 10/93→; - ABS; für Fahrzeuge ohne verstärktes Fahrwerk; Türenanzahl: 5 10/93→ 08/95; + ABS		24.3220-1615.3 020242 24.3220-1617.3 020244 24.3220-1615.3 020242 24.3220-1617.3 020244 24.3220-1616.3 020243 24.3220-1618.3 020245 24.3220-1616.3 020243 24.3220-1618.3 020245 24.3220-1619.3 020246	TRW Ø 20,64 GG BDX Ø 20,64 GG TRW Ø 20,64 GG BDX Ø 20,64 GG TRW Ø 20,64 GG BDX Ø 20,64 GG TRW Ø 20,64 GG BDX Ø 20,64 GG TRW Ø 20,64 GG
↓							

	kw				!#		
<b>PEUGEOT - 306 Schrägheck (7A, 7C, N3, N5) 01/93→10/03</b>							
<b> Radbremszylinder</b>							
1.9 D	68	01/93→12/97	➔	10/94→ 08/95; + ABS	24.3220-1619.3	020246	TRW Ø 20,64 GG
			➔	10/93→; + ABS; für Fahrzeuge ohne verstärktes Fahrwerk	24.3220-1702.3	020375	BDX Ø 20,64 GG
			➔	10/93→; - ABS; für Fahrzeuge mit verstärktem Fahrwerk; Türenanzahl: 3	24.3220-1702.3	020375	BDX Ø 20,64 GG
			➔	10/94→; + ABS	24.3220-1702.3	020375	BDX Ø 20,64 GG
			➔	09/95→; →Orga 08729	24.3220-1711.3	020409	TRW Ø 20,64 GG
			➔	Orga 08730→	24.3220-1717.3	020430	TRW Ø 20,64 ALU
1.9 DT	66	05/93→05/01	➔	☐; 10/93→; - ABS; für Fahrzeuge ohne verstärktes Fahrwerk; Türenanzahl: 5	24.3220-1615.3	020242	TRW Ø 20,64 GG
			➔	☐; 10/93→; - ABS; für Fahrzeuge ohne verstärktes Fahrwerk; Türenanzahl: 5	24.3220-1617.3	020244	BDX Ø 20,64 GG
			➔	☐; 10/93→; - ABS; für Fahrzeuge ohne verstärktes Fahrwerk; Türenanzahl: 5	24.3220-1616.3	020243	TRW Ø 20,64 GG
			➔	☐; 10/93→; - ABS; für Fahrzeuge ohne verstärktes Fahrwerk; Türenanzahl: 5	24.3220-1618.3	020245	BDX Ø 20,64 GG
			➔	10/93→ 08/95; + ABS	24.3220-1619.3	020246	TRW Ø 20,64 GG
			➔	10/93→; - ABS; für Fahrzeuge mit verstärktem Fahrwerk; Türenanzahl: 3	24.3220-1702.3	020375	BDX Ø 20,64 GG
			➔	10/93→; + ABS; für Fahrzeuge ohne verstärktes Fahrwerk	24.3220-1702.3	020375	BDX Ø 20,64 GG
			➔	09/95→; →Orga 08729	24.3220-1711.3	020409	TRW Ø 20,64 GG
1.9 Td	52	07/95→08/00	➔	☐; - ABS; für Fahrzeuge ohne verstärktes Fahrwerk; Türenanzahl: 5	24.3220-1615.3	020242	TRW Ø 20,64 GG
			➔	☐; - ABS; für Fahrzeuge ohne verstärktes Fahrwerk; Türenanzahl: 5	24.3220-1617.3	020244	BDX Ø 20,64 GG
			➔	☐; - ABS; für Fahrzeuge ohne verstärktes Fahrwerk; Türenanzahl: 5	24.3220-1616.3	020243	TRW Ø 20,64 GG
			➔	☐; - ABS; für Fahrzeuge ohne verstärktes Fahrwerk; Türenanzahl: 5	24.3220-1618.3	020245	BDX Ø 20,64 GG
			➔	→ 08/95; + ABS	24.3220-1619.3	020246	TRW Ø 20,64 GG
			➔	- ABS; für Fahrzeuge mit verstärktem Fahrwerk; Türenanzahl: 3	24.3220-1702.3	020375	BDX Ø 20,64 GG
			➔	+ ABS; für Fahrzeuge ohne verstärktes Fahrwerk	24.3220-1702.3	020375	BDX Ø 20,64 GG
			➔	09/95→; →Orga 08729	24.3220-1711.3	020409	TRW Ø 20,64 GG
➔	Orga 08730→	24.3220-1717.3	020430	TRW Ø 20,64 ALU			
<b>Zubehörsatz, Bremsbacken</b>							
1.1	44	05/93→05/01		03/94→ 04/97; + ABS	03.0137-9228.2	669228	BDX
			➔	03/94→ 04/97; - ABS	03.0137-9086.2	669086	BDX
			➔	09/95→ 04/97; + ABS	03.0137-9175.2	669175	TRW
			➔	03/94→ 08/95; + ABS	03.0137-9158.2	669158	TRW
1.4 1.8 D 1.9 D 1.9 D	55 43 47 50	04/93→07/01 05/93→05/01 05/93→05/01 06/94→05/01		→ 04/97; + ABS; für Fahrzeuge ohne verstärktes Fahrwerk	03.0137-9228.2	669228	BDX
				05/97→	03.0137-9228.2	669228	BDX
			➔	→ 04/97; - ABS; für Fahrzeuge mit verstärktem Fahrwerk; Türenanzahl: 3	03.0137-9228.2	669228	BDX
			➔	05/97→; - ABS	03.0137-9086.2	669086	BDX
					03.0137-9175.2	669175	TRW
			➔	→ 04/97; - ABS; für Fahrzeuge ohne verstärktes Fahrwerk; Türenanzahl: 5	03.0137-9086.2	669086	BDX
			➔	09/95→; + ABS	03.0137-9175.2	669175	TRW
			➔	→ 08/95; + ABS	03.0137-9158.2	669158	TRW
1.6	65	05/93→10/00	➔	- ABS	03.0137-9086.2	669086	BDX
			➔	09/95→; + ABS	03.0137-9175.2	669175	TRW
			➔	→ 08/95; + ABS	03.0137-9158.2	669158	TRW
1.6	72	10/00→05/01	➔	- ABS	03.0137-9086.2	669086	BDX
			➔	+ ABS	03.0137-9175.2	669175	TRW
			➔	+ ABS	03.0137-9158.2	669158	TRW
1.8 ↓	74	05/93→05/01		+ ABS	03.0137-9228.2	669228	BDX







	kw				!#		
<b>PEUGEOT - 306 Schrägheck (7A, 7C, N3, N5) 01/93→10/03</b>							
<b>Zubehörsatz, Bremsbacken</b>							
1.8	74	05/93→05/01	➡	- ABS	03.0137-9086.2	669086	BDX
					03.0137-9175.2	669175	TRW
			➡	+ ABS	03.0137-9158.2	669158	TRW
			➡	09/95→; + ABS	03.0137-9158.2	669158	TRW
			➡	04/94→ 08/95; + ABS	03.0137-9175.2	669175	TRW
		➡	→ 08/95; + ABS	03.0137-9175.2	669175	TRW	
1.8 D	44	04/93→05/99		→ 04/97; + ABS; für Fahrzeuge ohne verstärktes Fahrwerk	03.0137-9228.2	669228	BDX
				→ 04/97; - ABS; für Fahrzeuge mit verstärktem Fahrwerk; Türenanzahl: 3	03.0137-9228.2	669228	BDX
			➡	05/97→; - ABS	03.0137-9086.2	669086	BDX
					03.0137-9175.2	669175	TRW
			➡	→ 04/97; - ABS; für Fahrzeuge ohne verstärktes Fahrwerk; Türenanzahl: 5	03.0137-9086.2	669086	BDX
					03.0137-9175.2	669175	TRW
		➡	09/95→; + ABS	03.0137-9158.2	669158	TRW	
		➡	→ 08/95; + ABS	03.0137-9175.2	669175	TRW	
1.9 D	51	09/98→05/01			03.0137-9228.2	669228	BDX
			➡	- ABS	03.0137-9086.2	669086	BDX
1.9 D	55	03/98→05/01			03.0137-9175.2	669175	TRW
			➡	+ ABS	03.0137-9158.2	669158	TRW
1.9 D	68	01/93→12/97		10/94→; + ABS	03.0137-9228.2	669228	BDX
				10/93→; - ABS; für Fahrzeuge mit verstärktem Fahrwerk; Türenanzahl: 3	03.0137-9228.2	669228	BDX
				10/93→; + ABS; für Fahrzeuge ohne verstärktes Fahrwerk	03.0137-9228.2	669228	BDX
			➡	10/93→; - ABS; für Fahrzeuge ohne verstärktes Fahrwerk; Türenanzahl: 5	03.0137-9086.2	669086	BDX
					03.0137-9175.2	669175	TRW
			➡	10/94→ 08/95; - ABS	03.0137-9086.2	669086	BDX
			➡	09/95→	03.0137-9158.2	669158	TRW
			➡	10/94→ 08/95	03.0137-9175.2	669175	TRW
		➡	10/93→ 08/95; + ABS	03.0137-9175.2	669175	TRW	
1.9 DT	66	05/93→05/01		10/93→; + ABS; für Fahrzeuge ohne verstärktes Fahrwerk	03.0137-9228.2	669228	BDX
				10/93→; - ABS; für Fahrzeuge mit verstärktem Fahrwerk; Türenanzahl: 3	03.0137-9228.2	669228	BDX
			➡	10/93→; - ABS; für Fahrzeuge ohne verstärktes Fahrwerk; Türenanzahl: 5	03.0137-9086.2	669086	BDX
					03.0137-9175.2	669175	TRW
			➡	09/95→	03.0137-9158.2	669158	TRW
		➡	10/93→ 08/95; + ABS	03.0137-9175.2	669175	TRW	
1.9 Td	52	07/95→08/00		+ ABS; für Fahrzeuge ohne verstärktes Fahrwerk	03.0137-9228.2	669228	BDX
				- ABS; für Fahrzeuge mit verstärktem Fahrwerk; Türenanzahl: 3	03.0137-9228.2	669228	BDX
			➡	- ABS; für Fahrzeuge ohne verstärktes Fahrwerk; Türenanzahl: 5	03.0137-9086.2	669086	BDX
					03.0137-9175.2	669175	TRW
			➡	09/95→	03.0137-9158.2	669158	TRW
		➡	→ 08/95; + ABS	03.0137-9175.2	669175	TRW	
<b>Bremstrommel</b>							
1.1	44	05/93→05/01	➡	03/94→ 04/97; - ABS	24.0218-0016.1	480011	Ø 180,0 x 44,5 / 181 - RLG / - ABS Ring
					24.0218-0716.2	480203	Ø 180,0 x 44,5 / 181 + RLG / - ABS Ring
			➡	03/94→ 08/95; + ABS; TRW	24.0218-0016.1	480011	Ø 180,0 x 44,5 / 181 - RLG / - ABS Ring
					24.0218-0716.2	480203	Ø 180,0 x 44,5 / 181 + RLG / - ABS Ring
		➡	09/95→ 04/97; + ABS	24.0220-3014.1	480090	Ø 203,0 x 46,5 / 204,5 - RLG / - ABS Ring	
↓							







	kw				!#		
<b>PEUGEOT - 306 Schrägheck (7A, 7C, N3, N5) 01/93→10/03</b>							
<b>Bremstrommel</b>							
1.1	44	05/93→05/01	➡	03/94→04/97; + ABS; BENDIX		24.0222-8017.1 480071	Ø 229,0 x 50,8 / 230
1.4	55	04/93→07/01	➡	→ 08/95; + ABS; TRW		24.0218-0016.1 480011	Ø 180,0 x 44,5 / 181 - RLG / - ABS Ring
1.8 D	43	05/93→05/01					
1.9 D	47	05/93→05/01				24.0218-0716.2 480203	Ø 180,0 x 44,5 / 181 + RLG / - ABS Ring
1.9 D	50	06/94→05/01					
			➡	→ 04/97; - ABS; für Fahrzeuge ohne verstärktes Fahrwerk; Türenanzahl: 5		24.0218-0016.1 480011	Ø 180,0 x 44,5 / 181 - RLG / - ABS Ring
						24.0218-0716.2 480203	Ø 180,0 x 44,5 / 181 + RLG / - ABS Ring
			➡	05/97→; - ABS		24.0218-0016.1 480011	Ø 180,0 x 44,5 / 181 - RLG / - ABS Ring
						24.0218-0716.2 480203	Ø 180,0 x 44,5 / 181 + RLG / - ABS Ring
			➡	09/95→; + ABS		24.0220-3014.1 480090	Ø 203,0 x 46,5 / 204,5 - RLG / - ABS Ring
			➡	→ 04/97; + ABS; für Fahrzeuge ohne verstärktes Fahrwerk; BENDIX		24.0222-8017.1 480071	Ø 229,0 x 50,8 / 230
			➡	→ 04/97; - ABS; für Fahrzeuge mit verstärktem Fahrwerk; Türenanzahl: 3; BENDIX		24.0222-8017.1 480071	Ø 229,0 x 50,8 / 230
			➡	05/97→; BENDIX		24.0222-8017.1 480071	Ø 229,0 x 50,8 / 230
1.6	65	05/93→10/00	➡	→ 08/95; + ABS; TRW		24.0218-0016.1 480011	Ø 180,0 x 44,5 / 181 - RLG / - ABS Ring
						24.0218-0716.2 480203	Ø 180,0 x 44,5 / 181 + RLG / - ABS Ring
			➡	- ABS		24.0218-0016.1 480011	Ø 180,0 x 44,5 / 181 - RLG / - ABS Ring
						24.0218-0716.2 480203	Ø 180,0 x 44,5 / 181 + RLG / - ABS Ring
			➡	09/95→; + ABS		24.0220-3014.1 480090	Ø 203,0 x 46,5 / 204,5 - RLG / - ABS Ring
1.6	72	10/00→05/01	➡	- ABS		24.0218-0016.1 480011	Ø 180,0 x 44,5 / 181 - RLG / - ABS Ring
						24.0218-0716.2 480203	Ø 180,0 x 44,5 / 181 + RLG / - ABS Ring
			➡	+ ABS		24.0220-3014.1 480090	Ø 203,0 x 46,5 / 204,5 - RLG / - ABS Ring
1.8	74	05/93→05/01	➡	- ABS; Lucas		24.0218-0016.1 480011	Ø 180,0 x 44,5 / 181 - RLG / - ABS Ring
			➡	04/94→08/95; + ABS; Lucas		24.0218-0016.1 480011	Ø 180,0 x 44,5 / 181 - RLG / - ABS Ring
			➡	→ 08/95; + ABS; TRW		24.0218-0016.1 480011	Ø 180,0 x 44,5 / 181 - RLG / - ABS Ring
						24.0218-0716.2 480203	Ø 180,0 x 44,5 / 181 + RLG / - ABS Ring
			➡	- ABS		24.0218-0016.1 480011	Ø 180,0 x 44,5 / 181 - RLG / - ABS Ring
						24.0218-0716.2 480203	Ø 180,0 x 44,5 / 181 + RLG / - ABS Ring
			➡	04/94→08/95; + ABS		24.0218-0716.2 480203	Ø 180,0 x 44,5 / 181 + RLG / - ABS Ring
			➡	09/95→; + ABS		24.0220-3014.1 480090	Ø 203,0 x 46,5 / 204,5 - RLG / - ABS Ring
			➡	+ ABS		24.0220-3014.1 480090	Ø 203,0 x 46,5 / 204,5 - RLG / - ABS Ring
			➡	04/94→08/95; + ABS; BDX		24.0222-8017.1 480071	Ø 229,0 x 50,8 / 230
1.8 D	44	04/93→05/99	➡	→ 04/97; - ABS; für Fahrzeuge ohne verstärktes Fahrwerk; Türenanzahl: 5		24.0218-0016.1 480011	Ø 180,0 x 44,5 / 181 - RLG / - ABS Ring
						24.0218-0716.2 480203	Ø 180,0 x 44,5 / 181 + RLG / - ABS Ring
			➡	→ 08/95; + ABS; TRW		24.0218-0016.1 480011	Ø 180,0 x 44,5 / 181 - RLG / - ABS Ring
						24.0218-0716.2 480203	Ø 180,0 x 44,5 / 181 + RLG / - ABS Ring
			➡	05/97→; - ABS		24.0218-0016.1 480011	Ø 180,0 x 44,5 / 181 - RLG / - ABS Ring
						24.0218-0716.2 480203	Ø 180,0 x 44,5 / 181 + RLG / - ABS Ring
↓							



	kw				!#		
<b>PEUGEOT - 306 Schrägheck (7A, 7C, N3, N5) 01/93→10/03</b>							
<b>Bremstrommel</b>							
1.8 D	44	04/93→05/99	➔	09/95→; + ABS		24.0220-3014.1 480090	Ø 203,0 x 46,5 / 204,5 - RLG / - ABS Ring
			➔	→ 04/97; + ABS; für Fahrzeuge ohne verstärktes Fahrwerk; BENDIX		24.0222-8017.1 480071	Ø 229,0 x 50,8 / 230
			➔	→ 04/97; - ABS; für Fahrzeuge mit verstärktem Fahrwerk; Türenanzahl: 3; BENDIX		24.0222-8017.1 480071	Ø 229,0 x 50,8 / 230
1.9 D 1.9 D	51 55	09/98→05/01 03/98→05/01	➔	- ABS		24.0218-0016.1 480011	Ø 180,0 x 44,5 / 181 - RLG / - ABS Ring
			➔	+ ABS		24.0220-3014.1 480090	Ø 203,0 x 46,5 / 204,5 - RLG / - ABS Ring
			➔	BENDIX		24.0222-8017.1 480071	Ø 229,0 x 50,8 / 230
1.9 D	68	01/93→12/97	➔	10/93→; - ABS; für Fahrzeuge ohne verstärktes Fahrwerk; Türenanzahl: 5		24.0218-0016.1 480011	Ø 180,0 x 44,5 / 181 - RLG / - ABS Ring
			➔	10/93→ 08/95; + ABS; TRW		24.0218-0716.2 480203	Ø 180,0 x 44,5 / 181 + RLG / - ABS Ring
			➔	10/93→ 08/95; + ABS; TRW		24.0218-0016.1 480011	Ø 180,0 x 44,5 / 181 - RLG / - ABS Ring
			➔	10/93→ 08/95; + ABS; TRW		24.0218-0716.2 480203	Ø 180,0 x 44,5 / 181 + RLG / - ABS Ring
			➔	10/94→ 08/95; Lucas		24.0218-0016.1 480011	Ø 180,0 x 44,5 / 181 - RLG / - ABS Ring
			➔	10/94→ 08/95		24.0218-0716.2 480203	Ø 180,0 x 44,5 / 181 + RLG / - ABS Ring
			➔	09/95→		24.0220-3014.1 480090	Ø 203,0 x 46,5 / 204,5 - RLG / - ABS Ring
			➔	10/94→ 08/95; + ABS; BDX		24.0222-8017.1 480071	Ø 229,0 x 50,8 / 230
			➔	10/93→; - ABS; für Fahrzeuge mit verstärktem Fahrwerk; Türenanzahl: 3; BENDIX		24.0222-8017.1 480071	Ø 229,0 x 50,8 / 230
			➔	10/93→; + ABS; für Fahrzeuge ohne verstärktes Fahrwerk; BENDIX		24.0222-8017.1 480071	Ø 229,0 x 50,8 / 230
1.9 DT	66	05/93→05/01	➔	10/93→; - ABS; für Fahrzeuge ohne verstärktes Fahrwerk; Türenanzahl: 5		24.0218-0016.1 480011	Ø 180,0 x 44,5 / 181 - RLG / - ABS Ring
			➔	10/93→ 08/95; + ABS; TRW		24.0218-0716.2 480203	Ø 180,0 x 44,5 / 181 + RLG / - ABS Ring
			➔	10/93→ 08/95; + ABS; TRW		24.0218-0016.1 480011	Ø 180,0 x 44,5 / 181 - RLG / - ABS Ring
			➔	10/93→ 08/95; + ABS; TRW		24.0218-0716.2 480203	Ø 180,0 x 44,5 / 181 + RLG / - ABS Ring
			➔	09/95→		24.0220-3014.1 480090	Ø 203,0 x 46,5 / 204,5 - RLG / - ABS Ring
			➔	10/93→; - ABS; für Fahrzeuge mit verstärktem Fahrwerk; Türenanzahl: 3; BENDIX		24.0222-8017.1 480071	Ø 229,0 x 50,8 / 230
			➔	10/93→; + ABS; für Fahrzeuge ohne verstärktes Fahrwerk; BENDIX		24.0222-8017.1 480071	Ø 229,0 x 50,8 / 230
1.9 Td	52	07/95→08/00	➔	→ 08/95; + ABS; TRW		24.0218-0016.1 480011	Ø 180,0 x 44,5 / 181 - RLG / - ABS Ring
			➔	→ 08/95; + ABS; TRW		24.0218-0716.2 480203	Ø 180,0 x 44,5 / 181 + RLG / - ABS Ring
			➔	- ABS; für Fahrzeuge ohne verstärktes Fahrwerk; Türenanzahl: 5		24.0218-0016.1 480011	Ø 180,0 x 44,5 / 181 - RLG / - ABS Ring
			➔	- ABS; für Fahrzeuge ohne verstärktes Fahrwerk; Türenanzahl: 5		24.0218-0716.2 480203	Ø 180,0 x 44,5 / 181 + RLG / - ABS Ring
			➔	09/95→		24.0220-3014.1 480090	Ø 203,0 x 46,5 / 204,5 - RLG / - ABS Ring
			➔	+ ABS; für Fahrzeuge ohne verstärktes Fahrwerk; BENDIX		24.0222-8017.1 480071	Ø 229,0 x 50,8 / 230
			➔	- ABS; für Fahrzeuge mit verstärktem Fahrwerk; Türenanzahl: 3; BENDIX		24.0222-8017.1 480071	Ø 229,0 x 50,8 / 230
<b>Bremsbackensatz</b>							
1.1	44	05/93→05/01	➔	03/94→ 04/97; - ABS		03.0137-0197.2 650197	TRW Ø 180 x 32 + HEB
						03.0137-0261.2 650261	BDX Ø 180 x 32



















	kw				!#		
<b>PEUGEOT - 306 Schrägheck (7A, 7C, N3, N5) 01/93→10/03</b>							
<b>Bremsbackensatz</b>							
1.1	44	05/93→05/01	➔	03/94→04/97; - ABS		03.0520-2520.3 692520 03.0520-2620.3 692620	TRW Ø 180 x 32 Ø 20,64 + RZ / + Zub TopKit BDX Ø 180 x 32 Ø 20,64 + RZ / + Zub TopKit
			➔	03/94→08/95; + ABS		03.0137-0197.2 650197	TRW Ø 180 x 32 + HEB
			➔	09/95→04/97; + ABS		03.0137-0312.2 650312	TRW Ø 203 x 38
			➔	03/94→04/97; + ABS		03.0137-0370.2 650370 03.0520-3220.3 693220	BDX Ø 229 x 42 + HEB BDX Ø 229 x 42 Ø 20,64 + RZ / + Zub TopKit
			➔	09/95→; →Orga 08729; + ABS		03.0520-5720.3 695720	TRW Ø 203 x 39 Ø 20,64 + RZ / + Zub TopKit
1.4 1.8 D 1.9 D 1.9 D	55 43 47 50	04/93→07/01 05/93→05/01 05/93→05/01 06/94→05/01	➔	→ 04/97; - ABS; für Fahrzeuge ohne verstärktes Fahrwerk; Türenanzahl: 5		03.0137-0197.2 650197 03.0137-0261.2 650261 03.0520-2520.3 692520 03.0520-2620.3 692620	TRW Ø 180 x 32 + HEB BDX Ø 180 x 32 TRW Ø 180 x 32 Ø 20,64 + RZ / + Zub TopKit BDX Ø 180 x 32 Ø 20,64 + RZ / + Zub TopKit
			➔	05/97→; - ABS		03.0137-0197.2 650197 03.0137-0261.2 650261 03.0520-2520.3 692520 03.0520-2620.3 692620	TRW Ø 180 x 32 + HEB BDX Ø 180 x 32 TRW Ø 180 x 32 Ø 20,64 + RZ / + Zub TopKit BDX Ø 180 x 32 Ø 20,64 + RZ / + Zub TopKit
			➔	→ 08/95; + ABS		03.0137-0197.2 650197	TRW Ø 180 x 32 + HEB
			➔	09/95→; + ABS		03.0137-0312.2 650312	TRW Ø 203 x 38
			➔	→ 04/97; + ABS; für Fahrzeuge ohne verstärktes Fahrwerk		03.0137-0370.2 650370 03.0520-3220.3 693220	BDX Ø 229 x 42 + HEB BDX Ø 229 x 42 Ø 20,64 + RZ / + Zub TopKit
			➔	05/97→		03.0137-0370.2 650370	BDX Ø 229 x 42 + HEB
			➔	→ 04/97; - ABS; für Fahrzeuge mit verstärktem Fahrwerk; Türenanzahl: 3		03.0137-0370.2 650370	BDX Ø 229 x 42 + HEB
			➔	→ 04/97; für Fahrzeuge mit verstärktem Fahrwerk; Türenanzahl: 3; + ABS		03.0520-3220.3 693220	BDX Ø 229 x 42 Ø 20,64 + RZ / + Zub TopKit
			➔	05/97→; + ABS		03.0520-3220.3 693220	BDX Ø 229 x 42 Ø 20,64 + RZ / + Zub TopKit
			➔	09/95→; →Orga 08729; + ABS		03.0520-5720.3 695720	TRW Ø 203 x 39 Ø 20,64 + RZ / + Zub TopKit
			➔	Orga 08730→; + ABS		03.0520-6420.3 696420	TRW Ø 203 x 39 Ø 20,64 + RZ / + Zub TopKit
1.6	65	05/93→10/00	➔	- ABS		03.0137-0197.2 650197 03.0137-0261.2 650261 03.0520-2520.3 692520 03.0520-2620.3 692620	TRW Ø 180 x 32 + HEB BDX Ø 180 x 32 TRW Ø 180 x 32 Ø 20,64 + RZ / + Zub TopKit BDX Ø 180 x 32 Ø 20,64 + RZ / + Zub TopKit
			➔	→ 08/95; + ABS		03.0137-0197.2 650197	TRW Ø 180 x 32 + HEB
			➔	09/95→; + ABS		03.0137-0312.2 650312	TRW Ø 203 x 38
			➔	09/95→; →Orga 08729; + ABS		03.0520-5720.3 695720	TRW Ø 203 x 39 Ø 20,64 + RZ / + Zub TopKit
1.6	72	10/00→05/01	➔	- ABS		03.0137-0197.2 650197 03.0137-0261.2 650261 03.0520-2520.3 692520 03.0520-2620.3 692620	TRW Ø 180 x 32 + HEB BDX Ø 180 x 32 TRW Ø 180 x 32 Ø 20,64 + RZ / + Zub TopKit BDX Ø 180 x 32 Ø 20,64 + RZ / + Zub TopKit
			➔	+ ABS		03.0137-0312.2 650312	TRW Ø 203 x 38
			➔	Orga 08730→; + ABS		03.0520-6420.3 696420	TRW Ø 203 x 39 Ø 20,64 + RZ / + Zub TopKit
1.8	74	05/93→05/01	➔	04/94→08/95; + ABS		03.0137-0197.2 650197	TRW Ø 180 x 32 + HEB
			➔	- ABS		03.0137-0197.2 650197 03.0137-0261.2 650261 03.0520-2520.3 692520	TRW Ø 180 x 32 + HEB BDX Ø 180 x 32 TRW Ø 180 x 32 Ø 20,64 + RZ / + Zub TopKit
↓							













	kw				!#		
<b>PEUGEOT - 306 Schrägheck (7A, 7C, N3, N5) 01/93→10/03</b>							
<b>Bremsbackensatz</b>							
1.8	74	05/93→05/01	➡ - ABS	03.0520-2620.3 692620	BDX Ø 180 x 32 Ø 20,64 + RZ / + Zub TopKit		
			➡ → 08/95; + ABS	03.0137-0197.2 650197	TRW Ø 180 x 32 + HEB		
			➡ + ABS	03.0137-0312.2 650312	TRW Ø 203 x 38		
				03.0137-0370.2 650370	BDX Ø 229 x 42 + HEB		
				03.0520-3220.3 693220	BDX Ø 229 x 42 Ø 20,64 + RZ / + Zub TopKit		
			➡ 09/95→; + ABS	03.0137-0312.2 650312	TRW Ø 203 x 38		
			➡ 09/95→; →Orga 08729; + ABS	03.0520-5720.3 695720	TRW Ø 203 x 39 Ø 20,64 + RZ / + Zub TopKit		
		➡ →Orga 08729; + ABS	03.0520-5720.3 695720	TRW Ø 203 x 39 Ø 20,64 + RZ / + Zub TopKit			
		➡ Orga 08730→; + ABS	03.0520-6420.3 696420	TRW Ø 203 x 39 Ø 20,64 + RZ / + Zub TopKit			
1.8 D	44	04/93→05/99	➡ → 04/97; - ABS; für Fahrzeuge ohne verstärktes Fahrwerk; Türenanzahl: 5	03.0137-0197.2 650197	TRW Ø 180 x 32 + HEB		
				03.0137-0261.2 650261	BDX Ø 180 x 32		
				03.0520-2520.3 692520	TRW Ø 180 x 32 Ø 20,64 + RZ / + Zub TopKit		
				03.0520-2620.3 692620	BDX Ø 180 x 32 Ø 20,64 + RZ / + Zub TopKit		
			➡ 05/97→; - ABS	03.0137-0197.2 650197	TRW Ø 180 x 32 + HEB		
				03.0137-0261.2 650261	BDX Ø 180 x 32		
				03.0520-2520.3 692520	TRW Ø 180 x 32 Ø 20,64 + RZ / + Zub TopKit		
				03.0520-2620.3 692620	BDX Ø 180 x 32 Ø 20,64 + RZ / + Zub TopKit		
			➡ → 08/95; + ABS	03.0137-0197.2 650197	TRW Ø 180 x 32 + HEB		
			➡ 09/95→; + ABS	03.0137-0312.2 650312	TRW Ø 203 x 38		
		➡ → 04/97; + ABS; für Fahrzeuge ohne verstärktes Fahrwerk	03.0137-0370.2 650370	BDX Ø 229 x 42 + HEB			
			03.0520-3220.3 693220	BDX Ø 229 x 42 Ø 20,64 + RZ / + Zub TopKit			
		➡ → 04/97; - ABS; für Fahrzeuge mit verstärktem Fahrwerk; Türenanzahl: 3	03.0137-0370.2 650370	BDX Ø 229 x 42 + HEB			
		➡ → 04/97; für Fahrzeuge mit verstärktem Fahrwerk; Türenanzahl: 3; + ABS	03.0520-3220.3 693220	BDX Ø 229 x 42 Ø 20,64 + RZ / + Zub TopKit			
		➡ 09/95→; →Orga 08729; + ABS	03.0520-5720.3 695720	TRW Ø 203 x 39 Ø 20,64 + RZ / + Zub TopKit			
		➡ Orga 08730→; + ABS	03.0520-6420.3 696420	TRW Ø 203 x 39 Ø 20,64 + RZ / + Zub TopKit			
1.9 D 1.9 D	51 55	09/98→05/01 03/98→05/01	➡ - ABS	03.0137-0197.2 650197	TRW Ø 180 x 32 + HEB		
				03.0137-0261.2 650261	BDX Ø 180 x 32		
				03.0520-2520.3 692520	TRW Ø 180 x 32 Ø 20,64 + RZ / + Zub TopKit		
				03.0520-2620.3 692620	BDX Ø 180 x 32 Ø 20,64 + RZ / + Zub TopKit		
			➡ + ABS	03.0137-0312.2 650312	TRW Ø 203 x 38		
				03.0520-3220.3 693220	BDX Ø 229 x 42 Ø 20,64 + RZ / + Zub TopKit		
		➡	03.0137-0370.2 650370	BDX Ø 229 x 42 + HEB			
		➡ →Orga 08729; + ABS	03.0520-5720.3 695720	TRW Ø 203 x 39 Ø 20,64 + RZ / + Zub TopKit			
		➡ Orga 08730→; + ABS	03.0520-6420.3 696420	TRW Ø 203 x 39 Ø 20,64 + RZ / + Zub TopKit			
1.9 D	68	01/93→12/97	➡ 10/93→ 08/95; + ABS	03.0137-0197.2 650197	TRW Ø 180 x 32 + HEB		
			➡ 10/93→; - ABS; für Fahrzeuge ohne verstärktes Fahrwerk; Türenanzahl: 5	03.0137-0197.2 650197	TRW Ø 180 x 32 + HEB		
				03.0137-0261.2 650261	BDX Ø 180 x 32		
				03.0520-2520.3 692520	TRW Ø 180 x 32 Ø 20,64 + RZ / + Zub TopKit		
				03.0520-2620.3 692620	BDX Ø 180 x 32 Ø 20,64 + RZ / + Zub TopKit		
		➡ 10/94→ 08/95	03.0137-0197.2 650197	TRW Ø 180 x 32 + HEB			
		➡ 10/94→ 08/95; - ABS	03.0137-0261.2 650261	BDX Ø 180 x 32			
			03.0520-2520.3 692520	TRW Ø 180 x 32 Ø 20,64 + RZ / + Zub TopKit			

↓













	kw				!#		
<b>PEUGEOT - 306 Schrägheck (7A, 7C, N3, N5) 01/93→10/03</b>							
<b>Bremsbackensatz</b>							
1.9 D	68	01/93→12/97	➡	10/94→ 08/95; - ABS	03.0520-2620.3	692620	BDX Ø 180 x 32 Ø 20,64 + RZ / + Zub TopKit
			➡	09/95→	03.0137-0312.2	650312	TRW Ø 203 x 38
			➡	10/93→; + ABS; für Fahrzeuge ohne verstärktes Fahrwerk	03.0137-0370.2 03.0520-3220.3	650370 693220	BDX Ø 229 x 42 + HEB BDX Ø 229 x 42 Ø 20,64 + RZ / + Zub TopKit
			➡	10/93→; - ABS; für Fahrzeuge mit verstärktem Fahrwerk; Türenanzahl: 3	03.0137-0370.2	650370	BDX Ø 229 x 42 + HEB
			➡	10/94→; + ABS	03.0137-0370.2 03.0520-3220.3	650370 693220	BDX Ø 229 x 42 + HEB BDX Ø 229 x 42 Ø 20,64 + RZ / + Zub TopKit
			➡	10/93→; für Fahrzeuge mit verstärktem Fahrwerk; Türenanzahl: 3; + ABS	03.0520-3220.3	693220	BDX Ø 229 x 42 Ø 20,64 + RZ / + Zub TopKit
			➡	09/95→; →Orga 08729	03.0520-5720.3	695720	TRW Ø 203 x 39 Ø 20,64 + RZ / + Zub TopKit
			➡	Orga 08730→	03.0520-6420.3	696420	TRW Ø 203 x 39 Ø 20,64 + RZ / + Zub TopKit
1.9 DT	66	05/93→05/01	➡	10/93→ 08/95; + ABS	03.0137-0197.2	650197	TRW Ø 180 x 32 + HEB
			➡	10/93→; - ABS; für Fahrzeuge ohne verstärktes Fahrwerk; Türenanzahl: 5	03.0137-0197.2 03.0137-0261.2 03.0520-2520.3	650197 650261 692520	TRW Ø 180 x 32 + HEB BDX Ø 180 x 32 TRW Ø 180 x 32 Ø 20,64 + RZ / + Zub TopKit
			➡	09/95→	03.0137-0312.2	650312	TRW Ø 203 x 38
			➡	10/93→; + ABS; für Fahrzeuge ohne verstärktes Fahrwerk	03.0137-0370.2 03.0520-3220.3	650370 693220	BDX Ø 229 x 42 + HEB BDX Ø 229 x 42 Ø 20,64 + RZ / + Zub TopKit
			➡	10/93→; - ABS; für Fahrzeuge mit verstärktem Fahrwerk; Türenanzahl: 3	03.0137-0370.2	650370	BDX Ø 229 x 42 + HEB
			➡	10/93→; für Fahrzeuge mit verstärktem Fahrwerk; Türenanzahl: 3; + ABS	03.0520-3220.3	693220	BDX Ø 229 x 42 Ø 20,64 + RZ / + Zub TopKit
			➡	09/95→; →Orga 08729	03.0520-5720.3	695720	TRW Ø 203 x 39 Ø 20,64 + RZ / + Zub TopKit
			➡	Orga 08730→	03.0520-6420.3	696420	TRW Ø 203 x 39 Ø 20,64 + RZ / + Zub TopKit
1.9 Td	52	07/95→08/00	➡	- ABS; für Fahrzeuge ohne verstärktes Fahrwerk; Türenanzahl: 5	03.0137-0197.2 03.0137-0261.2 03.0520-2520.3	650197 650261 692520	TRW Ø 180 x 32 + HEB BDX Ø 180 x 32 TRW Ø 180 x 32 Ø 20,64 + RZ / + Zub TopKit
			➡	→ 08/95; + ABS	03.0137-0197.2	650197	TRW Ø 180 x 32 + HEB
			➡	09/95→	03.0137-0312.2	650312	TRW Ø 203 x 38
			➡	+ ABS; für Fahrzeuge ohne verstärktes Fahrwerk	03.0137-0370.2 03.0520-3220.3	650370 693220	BDX Ø 229 x 42 + HEB BDX Ø 229 x 42 Ø 20,64 + RZ / + Zub TopKit
			➡	- ABS; für Fahrzeuge mit verstärktem Fahrwerk; Türenanzahl: 3	03.0137-0370.2	650370	BDX Ø 229 x 42 + HEB
			➡	für Fahrzeuge mit verstärktem Fahrwerk; Türenanzahl: 3; + ABS	03.0520-3220.3	693220	BDX Ø 229 x 42 Ø 20,64 + RZ / + Zub TopKit
			➡	09/95→; →Orga 08729	03.0520-5720.3	695720	TRW Ø 203 x 39 Ø 20,64 + RZ / + Zub TopKit
			➡	Orga 08730→	03.0520-6420.3	696420	TRW Ø 203 x 39 Ø 20,64 + RZ / + Zub TopKit
<b>Seilzug, Feststellbremse</b>							
1.1	44	05/93→05/01	➡	☐; 03/94→ 04/97; Trommelbremse	24.3727-0818.2	580818	L= 1.656
			➡	☐; 03/94→ 04/97; Trommelbremse	24.3727-0819.2	580819	L= 1.561
1.4	55	04/93→07/01	➡	☐; Trommelbremse	24.3727-0818.2	580818	L= 1.656
1.8 D	43	05/93→05/01	➡	☐; Trommelbremse	24.3727-0819.2	580819	L= 1.561
1.9 D	47	05/93→05/01					
1.9 D	50	06/94→05/01	➡	☐; Entreprise; Trommelbremse	24.3727-0822.2	580822	L= 1.608 + Zub
1.9 D	51	09/98→05/01					











	kw				!#							
<b>PEUGEOT - 306 Schrägheck (7A, 7C, N3, N5) 01/93→10/03</b>												
 <b>Seilzug, Feststellbremse</b>												
1.9 D	55	03/98→05/01	➡	☐; Entreprise; Trommelbremse		24.3727-0823.2 580823	L= 1.690					
1.6	65	05/93→10/00	➡	☐; Trommelbremse		24.3727-0818.2 580818	L= 1.656					
1.6	72	10/00→05/01	➡	☐; Trommelbremse		24.3727-0819.2 580819	L= 1.561					
1.8	74	05/93→05/01										
1.8 D	44	04/93→05/99										
1.9 Td	52	07/95→08/00										
1.8 16V	81	03/97→05/01	➡	☐; Scheibenbremse		24.3727-0812.2 580812	L= 1.696					
2.0 16V	99	03/97→06/00	➡	☐; Scheibenbremse		24.3727-0813.2 580813	L= 1.614					
2.0 HDI 90	66	06/99→12/02										
2.0 S16	110	06/94→05/01										
2.0 S16	120	07/96→05/01										
1.8 16V	82	03/97→10/03	➡	☐; → 05/01; Scheibenbremse		24.3727-0812.2 580812	L= 1.696					
			➡	☐; → 05/01; Scheibenbremse		24.3727-0813.2 580813	L= 1.614					
1.9 D	68	01/93→12/97	➡	☐; 10/93→; Trommelbremse		24.3727-0818.2 580818	L= 1.656					
			➡	☐; 10/94→; Trommelbremse		24.3727-0818.2 580818	L= 1.656					
			➡	☐; 10/94→; Trommelbremse		24.3727-0819.2 580819	L= 1.561					
			➡	☐; 10/93→; Trommelbremse		24.3727-0819.2 580819	L= 1.561					
1.9 DT	66	05/93→05/01	➡	☐; 10/93→; Trommelbremse		24.3727-0818.2 580818	L= 1.656					
			➡	☐; 10/93→; Trommelbremse		24.3727-0819.2 580819	L= 1.561					
2.0 16V	97	03/97→05/01	➡	☐; Türenanzahl: 4; Scheibenbremse		24.3727-0812.2 580812	L= 1.696					
			➡	☐; Türenanzahl: 4; Scheibenbremse		24.3727-0813.2 580813	L= 1.614					
2.0 S16	112	05/93→05/01	➡	☐; 07/94→; Scheibenbremse		24.3727-0812.2 580812	L= 1.696					
			➡	☐; 07/94→; Scheibenbremse		24.3727-0813.2 580813	L= 1.614					
2.0 XSi	89	05/93→05/01	➡	☐; 03/94→; Scheibenbremse		24.3727-0812.2 580812	L= 1.696					
			➡	☐; 03/94→; Scheibenbremse		24.3727-0813.2 580813	L= 1.614					
<b>PEUGEOT - 307 (3A/C) 08/00→</b>												
 <b>Seilzug, Feststellbremse</b>												
1.4	55	08/00→	➡	☐; → 07/07; Scheibenbremse	2	24.3727-0832.2 580832	L= 2.035					
1.4 16V	65	11/03→										
1.4 HDi	50	10/01→										
1.6	81	07/06→										
1.6 16V	80	08/00→11/07										
1.6 HDi	66	04/05→										
1.6 HDi 110	80	02/04→										
2.0 16V	103	03/05→										
2.0 16V	130	06/05→										
2.0 HDi 110	79	08/00→										
2.0 HDi 135	100	10/03→										
2.0 HDi 90	66	08/00→										
1.6	85	08/05→12/09						➡	☐; 07/06→ 07/07; Scheibenbremse	2	24.3727-0832.2 580832	L= 2.035
2.0 16V	100	08/00→06/05	➡	☐; Scheibenbremse	2	24.3727-0832.2 580832	L= 2.035					
<b>PEUGEOT - 307 Break (3E) 03/02→12/09</b>												
 <b>Seilzug, Feststellbremse</b>												
1.4	55	04/02→09/03	➡	☐; →Orga 10933; Scheibenbremse	2	24.3727-0839.2 580839	L= 2.115					
1.4 16V	65	11/03→07/07										
1.4 HDi	50	03/02→06/05										
1.6 16V	80	03/02→04/08										
1.6 HDi	66	04/05→04/08										
1.6 HDi 110	80	02/04→04/08										
2.0	100	03/02→06/05										
2.0 16V	103	03/05→04/08										
2.0 16V	130	06/05→04/08										
2.0 HDi 110	79	03/02→12/09										
2.0 HDi 135	100	02/04→04/08										
2.0 HDi 90	66	03/02→04/08										
<b>PEUGEOT - 307 CC (3B) 10/03→</b>												
 <b>Seilzug, Feststellbremse</b>												
1.6 16V	80	02/05→						➡	☐; 03/05→ 02/09; Scheibenbremse	2	24.3727-0832.2 580832	L= 2.035
2.0 16V	100	10/03→	➡	☐; Scheibenbremse	2	24.3727-0832.2 580832	L= 2.035					
2.0 16V	103	12/04→12/09	➡	☐; → 02/09; Scheibenbremse	2	24.3727-0832.2 580832	L= 2.035					
2.0 16V	130	10/03→										
2.0 HDi 135	100	06/05→										









	kw					
<b>PEUGEOT - 307 SW (3H) 03/02→12/09</b>						
 <b>Seilzug, Feststellbremse</b>						
1.4 1.4 16V 1.6 16V 1.6 BioFlex 1.6 HDI 110 1.6 HDI 90 2.0 16V 2.0 16V 2.0 HDI 110 2.0 HDi 135 2.0 HDI 90	55 65 80 80 80 66 100 103 79 100 66	04/02→09/03 11/03→07/07 03/02→04/08 09/07→04/08 02/04→ 12/06→04/08 03/02→ 03/05→ 03/02→12/09 02/04→ 03/02→	➡	⬇; →Orga 10933; Scheibenbremse	2	24.3727-0839.2 580839 L= 2.115
1.4 HDi 70	50	03/02→06/05	➡	⬇; → 01/05; Scheibenbremse	2	24.3727-0839.2 580839 L= 2.115
<b>PEUGEOT - 308 SW (4E_, 4H_) 09/07→</b>						
 <b>Seilzug, Feststellbremse</b>						
1.4 16V 1.6 16V 1.6 16V 1.6 16V 1.6 16V 1.6 HDi 1.6 HDi 2.0 Bioflex 2.0 HDi	70 88 103 110 128 66 80 103 100	09/07→ 09/07→ 09/07→ 09/07→ 03/08→ 09/07→ 09/07→ 01/08→ 09/07→	➡	⬇; 05/08→ 04/14; Scheibenbremse	2	24.3727-0854.2 580854 L= 2.128
1.4 16V 1.6 16V 1.6 Bioflex 1.6 HDi 1.6 HDi 1.6 HDi 2.0 HDi 2.0 HDi	72 115 82 68 82 84 110 120	12/09→ 10/09→ 03/09→ 11/09→ 12/09→ 03/13→03/17 04/11→ 06/09→	➡	⬇; → 04/14; Scheibenbremse	2	24.3727-0854.2 580854 L= 2.128
2.0 HDi	103	09/07→	➡	⬇; 12/08→ 04/14; Scheibenbremse	2	24.3727-0854.2 580854 L= 2.128
<b>PEUGEOT - 405 II (4B) 01/92→11/99</b>						
<b>Zubehörsatz, Bremsbacken</b>						
1.9 D	52	08/97→11/99	➡	→ S 71407666; - ABS	03.0137-9089.2 669089	BDX
 <b>Bremstrommel</b>						
1.6 1.9 TD	66 69	08/92→05/97 08/92→05/97	➡	09/92→ 10/95	24.0222-8017.1 480071	Ø 229,0 x 50,8 / 230
 <b>Bremsbackensatz</b>						
1.9 D	52	08/97→11/99	➡	→ S 71407666; - ABS	03.0137-0202.2 650202	BDX Ø 229 x 42
 <b>Seilzug, Feststellbremse</b>						
1.6	66	08/92→05/97	←	⬆; 09/92→ 10/95; Trommelbremse	1 24.3727-0831.2 580831	L= 1.842
			➡	⬆; 09/92→ 10/95; Trommelbremse	24.3727-0803.2 580803	L= 550
			➡	⬆; 09/92→ 10/95; Trommelbremse	24.3727-0804.2 580804	L= 855
1.9	90	01/92→11/97	←	⬆; 09/92→ 12/93; Scheibenbremse	1 24.3727-0831.2 580831	L= 1.842
			➡	⬆; 09/92→ 12/93; Scheibenbremse	24.3727-0808.2 580808	L= 558
			➡	⬆; 09/92→ 12/93; Scheibenbremse	24.3727-0809.2 580809	L= 872
1.9 TD	69	08/92→05/97	←	⬆; 09/92→ 10/95; Scheibenbremse	1 24.3727-0831.2 580831	L= 1.842
			←	⬆; 09/92→ 10/95; Trommelbremse	1 24.3727-0831.2 580831	L= 1.842
			➡	⬆; 09/92→ 10/95; Trommelbremse	24.3727-0803.2 580803	L= 550
			➡	⬆; 09/92→ 10/95; Trommelbremse	24.3727-0804.2 580804	L= 855
			➡	⬆; 09/92→ 10/95; Scheibenbremse	24.3727-0808.2 580808	L= 558
			➡	⬆; 09/92→ 10/95; Scheibenbremse	24.3727-0809.2 580809	L= 872
<b>PEUGEOT - 405 II Break (4E) 08/92→10/98</b>						
 <b>Radbremszylinder</b>						
1.4 1.6 1.6 1.8 1.9 D	55 65 80 74 47	08/92→10/96 08/92→10/96 08/92→10/96 08/92→10/96 08/92→10/96	➡	→ 10/95; S 71211990→; + ABS; ABS BENDIX	24.3220-0905.3 020207	TRW Ø 20,64 GG
			➡	09/92→; → S 71211989; - ABS	24.3220-0905.3 020207	TRW Ø 20,64 GG
			➡	→ 10/95; S 71211990→; - ABS	24.3220-1715.3 020412	Ø 20,64 GG
			➡	09/92→ 10/95; + ABS; ABS BOSCH	24.3220-1715.3 020412	Ø 20,64 GG
1.9 D	50	06/94→10/96	➡	→ S 71211989; - ABS	24.3220-0905.3 020207	TRW Ø 20,64 GG




















	kw				!#		
<b>PEUGEOT - 405 II Break (4E) 08/92→10/98</b>							
<b> Radbremszylinder</b>							
1.9 D	50	06/94→10/96	➡	→ 10/95; S 71211990→; + ABS; ABS BENDIX		24.3220-0905.3 020207	TRW Ø 20,64 GG
			➡	→ 10/95; S 71211990→; - ABS		24.3220-1715.3 020412	Ø 20,64 GG
			➡	→ 10/95; + ABS; ABS BOSCH		24.3220-1715.3 020412	Ø 20,64 GG
1.9 TD	66	08/92→10/96	➡	09/92→ 10/95; - ABS		24.3220-1715.3 020412	Ø 20,64 GG
1.9 TD	69	08/92→10/96					
<b>Zubehörsatz, Bremsbacken</b>							
1.4	55	08/92→10/96	➡	S 71211990→; → 10/95; + ABS; ABS BENDIX		03.0137-9027.2 669027	TRW
1.6	65	08/92→10/96					
1.6	80	08/92→10/96	➡	09/92→; → S 71211989; - ABS		03.0137-9027.2 669027	TRW
1.8	74	08/92→10/96					
1.9 D	47	08/92→10/96	➡	→ 10/95; S 71211990→; - ABS		03.0137-9220.2 669220	TRW
			➡	09/92→ 10/95; + ABS; ABS BOSCH		03.0137-9220.2 669220	TRW
1.9 D	50	06/94→10/96	➡	→ S 71211989; - ABS		03.0137-9027.2 669027	TRW
			➡	S 71211990→; → 10/95; + ABS; ABS BENDIX		03.0137-9027.2 669027	TRW
			➡	→ 10/95; S 71211990→; - ABS		03.0137-9220.2 669220	TRW
			➡	→ 10/95; + ABS; ABS BOSCH		03.0137-9220.2 669220	TRW
1.9 TD	66	08/92→10/96	➡	09/92→ 10/95; - ABS		03.0137-9220.2 669220	TRW
1.9 TD	69	08/92→10/96					
<b> Bremstrommel</b>							
1.4	55	08/92→10/96	➡	09/92→ 10/95		24.0222-8017.1 480071	Ø 229,0 x 50,8 / 230
1.6	65	08/92→10/96					
1.6	80	08/92→10/96					
1.8	74	08/92→10/96					
1.9 D	47	08/92→10/96					
1.9 D	52	08/92→10/98					
1.9 TD	66	08/92→10/96					
1.9 TD	69	08/92→10/96					
1.9 D	50	06/94→10/96	➡	→ 10/95		24.0222-8017.1 480071	Ø 229,0 x 50,8 / 230
<b> Bremsbackensatz</b>							
1.4	55	08/92→10/96	➡	S 71211990→; → 10/95; + ABS; ABS BENDIX		03.0137-0271.2 650271	TRW Ø 229 x 42 + HEB
1.6	65	08/92→10/96				03.0520-4120.3 694120	TRW Ø 229 x 42 Ø 20,64 + RZ / + Zub TopKit
1.6	80	08/92→10/96					
1.8	74	08/92→10/96					
1.9 D	47	08/92→10/96	➡	09/92→; → S 71211989; - ABS		03.0137-0271.2 650271	TRW Ø 229 x 42 + HEB
						03.0520-4120.3 694120	TRW Ø 229 x 42 Ø 20,64 + RZ / + Zub TopKit
			➡	→ 10/95; S 71211990→; - ABS		03.0137-0347.2 650347	TRW Ø 229 x 42 + HEB
						03.0520-5420.3 695420	TRW Ø 229 x 42 Ø 20,64 + RZ / + Zub TopKit
			➡	09/92→ 10/95; + ABS; ABS BOSCH		03.0137-0347.2 650347	TRW Ø 229 x 42 + HEB
						03.0520-5420.3 695420	TRW Ø 229 x 42 Ø 20,64 + RZ / + Zub TopKit
1.9 D	50	06/94→10/96	➡	→ S 71211989; - ABS		03.0137-0271.2 650271	TRW Ø 229 x 42 + HEB
						03.0520-4120.3 694120	TRW Ø 229 x 42 Ø 20,64 + RZ / + Zub TopKit
			➡	S 71211990→; → 10/95; + ABS; ABS BENDIX		03.0137-0271.2 650271	TRW Ø 229 x 42 + HEB
						03.0520-4120.3 694120	TRW Ø 229 x 42 Ø 20,64 + RZ / + Zub TopKit
			➡	→ 10/95; S 71211990→; - ABS		03.0137-0347.2 650347	TRW Ø 229 x 42 + HEB
						03.0520-5420.3 695420	TRW Ø 229 x 42 Ø 20,64 + RZ / + Zub TopKit
			➡	→ 10/95; + ABS; ABS BOSCH		03.0137-0347.2 650347	TRW Ø 229 x 42 + HEB
						03.0520-5420.3 695420	TRW Ø 229 x 42 Ø 20,64 + RZ / + Zub TopKit
1.9 TD	66	08/92→10/96	➡	09/92→ 10/95; - ABS		03.0137-0347.2 650347	TRW Ø 229 x 42 + HEB
1.9 TD	69	08/92→10/96				03.0520-5420.3 695420	TRW Ø 229 x 42 Ø 20,64 + RZ / + Zub TopKit
<b> Seilzug, Feststellbremse</b>							
1.4	55	08/92→10/96	←	☒; 09/92→ 10/95; Trommelbremse	1	24.3727-0831.2 580831	L= 1.842
1.6	65	08/92→10/96					
1.6	80	08/92→10/96	➡	☒; 09/92→ 10/95; Trommelbremse		24.3727-0803.2 580803	L= 550
1.8	74	08/92→10/96					
1.9 D	47	08/92→10/96	➡	☐; 09/92→ 10/95; Trommelbremse		24.3727-0804.2 580804	L= 855
1.9 D	52	08/92→10/98					
↓							



















	kw				!#		
<b>PEUGEOT - 405 II Break (4E) 08/92→10/98</b>							
 <b>Seilzug, Feststellbremse</b>							
1.9 D	50	06/94→10/96	←	☒; → 10/95; Trommelbremse	1	24.3727-0831.2 580831	L= 1.842
			→	☒; → 10/95; Trommelbremse		24.3727-0803.2 580803	L= 550
			→	☒; → 10/95; Trommelbremse		24.3727-0804.2 580804	L= 855
1.9 TD	66	08/92→10/96	←	☒; 09/92→ 10/95; Scheibenbremse	1	24.3727-0831.2 580831	L= 1.842
1.9 TD	69	08/92→10/96	←	☒; 09/92→ 10/95; Trommelbremse	1	24.3727-0831.2 580831	L= 1.842
			→	☒; 09/92→ 10/95; Trommelbremse		24.3727-0803.2 580803	L= 550
			→	☒; 09/92→ 10/95; Trommelbremse		24.3727-0804.2 580804	L= 855
			→	☒; 09/92→ 10/95; Scheibenbremse		24.3727-0808.2 580808	L= 558
			→	☒; 09/92→ 10/95; Scheibenbremse		24.3727-0809.2 580809	L= 872
2.0	89	08/92→10/96	←	☒; 09/92→ 10/95; Scheibenbremse	1	24.3727-0831.2 580831	L= 1.842
			→	☒; 09/92→ 10/95; Scheibenbremse		24.3727-0808.2 580808	L= 558
			→	☒; 09/92→ 10/95; Scheibenbremse		24.3727-0809.2 580809	L= 872
<b>PEUGEOT - 406 (8B) 10/95→01/05</b>							
 <b>Radbremszylinder</b>							
1.6	65	11/95→05/04	→	☒; → 04/04; - ABS		24.3220-1708.3 020403	BDX Ø 20,64 GG
1.8	66	05/97→05/04	→	☒; → 04/04		24.3220-1709.3 020404	BDX Ø 20,64 GG
1.9 D	55	10/96→05/04	→	☒; → 04/04		24.3220-1710.3 020405	BDX Ø 20,64 GG
1.9 TD	66	01/96→05/04	→	☒; → 04/04			
1.9 TD	68	01/96→05/04	→	☒; → 04/04			
1.8	74	10/96→03/99	→	☒; - ABS		24.3220-1708.3 020403	BDX Ø 20,64 GG
1.8 16V	81	11/95→10/00	→	☒		24.3220-1709.3 020404	BDX Ø 20,64 GG
1.9 TD	69	10/95→10/97	→	☒		24.3220-1710.3 020405	BDX Ø 20,64 GG
1.8 Bifuel	81	04/99→05/03	→	☒; → 10/00; - ABS		24.3220-1708.3 020403	BDX Ø 20,64 GG
			→	☒; → 10/00		24.3220-1709.3 020404	BDX Ø 20,64 GG
			→	☒; → 10/00		24.3220-1710.3 020405	BDX Ø 20,64 GG
<b>Zubehörsatz, Bremsbacken</b>							
1.6	65	11/95→05/04	→	→ 04/04		03.0137-9228.2 669228	BDX
1.8	66	05/97→05/04	→				
1.9 D	55	10/96→05/04	→				
1.9 TD	66	01/96→05/04	→				
1.9 TD	68	01/96→05/04	→				
1.8	74	10/96→03/99	→			03.0137-9228.2 669228	BDX
1.8 16V	81	11/95→10/00	→				
1.9 TD	69	10/95→10/97	→				
1.8 Bifuel	81	04/99→05/03	→	→ 10/00		03.0137-9228.2 669228	BDX
 <b>Bremsstrommel</b>							
1.6	65	11/95→05/04	→	→ 04/04		24.0222-8017.1 480071	Ø 229,0 x 50,8 / 230
1.8	66	05/97→05/04	→				
1.9 D	55	10/96→05/04	→				
1.9 TD	66	01/96→05/04	→				
1.9 TD	68	01/96→05/04	→				
1.8	74	10/96→03/99	→			24.0222-8017.1 480071	Ø 229,0 x 50,8 / 230
1.8 16V	81	11/95→10/00	→				
1.9 TD	69	10/95→10/97	→				
1.8 Bifuel	81	04/99→05/03	→	→ 10/00		24.0222-8017.1 480071	Ø 229,0 x 50,8 / 230
 <b>Bremsbackensatz</b>							
1.6	65	11/95→05/04	→	→ 04/04		03.0137-0340.2 650340	BDX Ø 229 x 42 + HEB
1.8	66	05/97→05/04	→				
1.9 D	55	10/96→05/04	→	→ 04/04; - RZR		03.0520-5820.3 695820	BDX Ø 229 x 42 Ø 20,64 + RZ / + Zub TopKit
1.9 TD	66	01/96→05/04	→				
1.9 TD	68	01/96→05/04	→	→ 04/04; - ABS; + RZR		03.0520-5920.3 695920	BDX Ø 229 x 42 Ø 20,64 + RZ / + Zub TopKit
1.8	74	10/96→03/99	→			03.0137-0340.2 650340	BDX Ø 229 x 42 + HEB
1.8 16V	81	11/95→10/00	→	- RZR		03.0520-5820.3 695820	BDX Ø 229 x 42 Ø 20,64 + RZ / + Zub TopKit
1.9 TD	69	10/95→10/97	→	- ABS; + RZR		03.0520-5920.3 695920	BDX Ø 229 x 42 Ø 20,64 + RZ / + Zub TopKit
1.8 Bifuel	81	04/99→05/03	→	→ 10/00		03.0137-0340.2 650340	BDX Ø 229 x 42 + HEB
			→	→ 10/00; - RZR		03.0520-5820.3 695820	BDX Ø 229 x 42 Ø 20,64 + RZ / + Zub TopKit
			→	→ 10/00; - ABS; + RZR		03.0520-5920.3 695920	BDX Ø 229 x 42 Ø 20,64 + RZ / + Zub TopKit

	kW				!#		
<b>PEUGEOT - 406 (8B) 10/95→01/05</b>							
<b> Bremsbackensatz, Feststellbremse</b>							
1.8 16V	85	10/00→05/04		→ 04/04		<b>03.0137-4010.2 654010</b>	Ø 180 x 30 + Zub
2.0 16V	97	11/95→05/04					
2.0 16V	100	08/00→06/04					
2.0 16V HPi	103	05/01→05/04					
2.0 HDi 110	79	08/01→05/04					
2.0 HDi 90	66	02/99→05/04					
2.0 Turbo	108	04/96→05/04					
2.1 TD 12V	80	01/96→05/04					
2.2	116	07/00→05/04					
2.2 HDi	98	03/00→05/04					
3.0 24V	140	10/96→05/04					
3.0 V6	152	03/00→05/04					
2.0	104	11/96→03/99				<b>03.0137-4010.2 654010</b>	Ø 180 x 30 + Zub
2.0 16V	99	01/99→08/00					
3.0 24V	143	01/98→06/99					
2.0 HDi 110	80	06/98→08/01		02/99→		<b>03.0137-4010.2 654010</b>	Ø 180 x 30 + Zub
3.0 V6	154	03/99→12/01		03/00→		<b>03.0137-4010.2 654010</b>	Ø 180 x 30 + Zub
<b>Zubehörsatz, Feststellbremsbacken</b>							
1.8 16V	85	10/00→05/04	➡	→ 04/04		<b>03.0137-9249.2 669249</b>	
2.0 16V	97	11/95→05/04					
2.0 16V	100	08/00→06/04					
2.0 16V HPi	103	05/01→05/04					
2.0 HDi 110	79	08/01→05/04					
2.0 HDi 90	66	02/99→05/04					
2.0 Turbo	108	04/96→05/04					
2.1 TD 12V	80	01/96→05/04					
2.2	116	07/00→05/04					
2.2 HDi	98	03/00→05/04					
3.0 24V	140	10/96→05/04					
3.0 V6	152	03/00→05/04					
2.0	104	11/96→03/99	➡			<b>03.0137-9249.2 669249</b>	
2.0 16V	99	01/99→08/00					
3.0 24V	143	01/98→06/99					
2.0 HDi 110	80	06/98→08/01	➡	02/99→		<b>03.0137-9249.2 669249</b>	
3.0 V6	154	03/99→12/01	➡	03/00→		<b>03.0137-9249.2 669249</b>	
<b>Reparatursatz, Automatische Nachstellung</b>							
1.8 16V	85	10/00→05/04		→ 04/04		<b>03.0137-9700.2 669700</b>	
2.0 16V	97	11/95→05/04				<b>03.0137-9702.2 669702</b>	
2.0 16V	100	08/00→06/04					
2.0 16V HPi	103	05/01→05/04					
2.0 HDi 110	79	08/01→05/04					
2.0 HDi 90	66	02/99→05/04					
2.0 Turbo	108	04/96→05/04					
2.1 TD 12V	80	01/96→05/04					
2.2	116	07/00→05/04					
2.2 HDi	98	03/00→05/04					
3.0 24V	140	10/96→05/04					
3.0 V6	152	03/00→05/04					
2.0	104	11/96→03/99				<b>03.0137-9700.2 669700</b>	
2.0 16V	99	01/99→08/00				<b>03.0137-9702.2 669702</b>	
3.0 24V	143	01/98→06/99					
2.0 HDi 110	80	06/98→08/01		02/99→		<b>03.0137-9700.2 669700</b>	
						<b>03.0137-9702.2 669702</b>	
3.0 V6	154	03/99→12/01		03/00→		<b>03.0137-9700.2 669700</b>	
						<b>03.0137-9702.2 669702</b>	
<b> Seilzug, Feststellbremse</b>							
1.6	65	11/95→05/04	←	⬆️; Orga 08512→; → 04/04; Einstellung n.unten; Trommelbremse	1	<b>24.3727-0834.2 580834</b>	L= 1.700
1.8	66	05/97→05/04					
1.9 D	55	10/96→05/04	←	⬆️; →Orga 08511; Einstellung n. unten; Trommelbremse	1	<b>24.3727-0834.2 580834</b>	L= 1.700
1.9 TD	66	01/96→05/04	←	⬆️; Orga 08512→; → 04/04; Einstellung n. oben; Trommelbremse	1	<b>24.3727-0851.2 580851</b> <b>24.3727-0852.2 580852</b>	L= 1.756 L= 1.656
			←	⬆️; →Orga 08511; Trommelbremse; Einstellung n. oben	1	<b>24.3727-0851.2 580851</b> <b>24.3727-0852.2 580852</b>	L= 1.756 L= 1.656
			➡	☐; →Orga 08511; Trommelbremse		<b>24.3727-0824.2 580824</b>	L= 824
			➡	☐; →Orga 08511; Trommelbremse		<b>24.3727-0825.2 580825</b>	L= 750
			➡	☐; Orga 08512→; → 04/04; Trommelbremse		<b>24.3727-0835.2 580835</b>	L= 824
			➡	☐; Orga 08512→; → 04/04; Trommelbremse		<b>24.3727-0836.2 580836</b>	L= 751
↓							












	kw				!#		
<b>PEUGEOT - 406 (8B) 10/95→01/05</b>							
<b>Seilzug, Feststellbremse</b>							
1.8 1.8 16V 1.9 TD	74 81 69	10/96→03/99 11/95→10/00 10/95→10/97	←	↑; Orga 08512→; Einstellung n.unten; Trommelbremse	1	24.3727-0834.2 580834	L= 1.700
			←	↑; →Orga 08511; Einstellung n. unten; Trommelbremse	1	24.3727-0834.2 580834	L= 1.700
			←	↑; →Orga 08511; Trommelbremse; Einstellung n. oben	1	24.3727-0851.2 580851 24.3727-0852.2 580852	L= 1.756 L= 1.656
			←	↑; Orga 08512→; Einstellung n. oben; Trommelbremse	1	24.3727-0851.2 580851 24.3727-0852.2 580852	L= 1.756 L= 1.656
			→	□; →Orga 08511; Trommelbremse		24.3727-0824.2 580824	L= 824
			→	□; →Orga 08511; Trommelbremse		24.3727-0825.2 580825	L= 750
			→	□; Orga 08512→; Trommelbremse		24.3727-0835.2 580835	L= 824
			→	□; Orga 08512→; Trommelbremse		24.3727-0836.2 580836	L= 751
1.8 16V 2.0 16V 2.0 16V HPI 2.0 HDi 110 2.0 HDi 90 2.0 Turbo 2.1 TD 12V 2.2 2.2 HDi 3.0 24V 3.0 V6	85 97 100 103 79 66 108 80 116 98 140 152	10/00→05/04 11/95→05/04 08/00→06/04 05/01→05/04 08/01→05/04 02/99→05/04 04/96→05/04 01/96→05/04 07/00→05/04 03/00→05/04 10/96→05/04 03/00→05/04	←	↑; → 04/04; Einstellung n.unten; Scheibenbremse	1	24.3727-0834.2 580834	L= 1.700
			←	↑; →Orga 08574; Einstellung n.oben	1	24.3727-0851.2 580851	L= 1.756
			←	↑; Orga 08575→; → 04/04; Einstellung n.oben; Scheibenbremse	1	24.3727-0852.2 580852	L= 1.656
			→	□; →Orga 08574; Scheibenbremse		24.3727-0826.2 580826	L= 695
			→	□; Orga 08575→; → 04/04; Scheibenbremse		24.3727-0826.2 580826	L= 695
			→	□; → 04/04; Scheibenbremse		24.3727-0826.2 580826	L= 695
			→	□; →Orga 08574; Scheibenbremse		24.3727-0827.2 580827	L= 642
			→	□; Orga 08575→; → 04/04; Scheibenbremse		24.3727-0827.2 580827	L= 642
			→	□; → 04/04; Scheibenbremse		24.3727-0827.2 580827	L= 642
1.8 Bifuel	81	04/99→05/03	←	↑; Orga 08512→; → 10/00; Einstellung n.unten; Trommelbremse	1	24.3727-0834.2 580834	L= 1.700
			←	↑; →Orga 08511; Einstellung n. unten; Trommelbremse	1	24.3727-0834.2 580834	L= 1.700
			←	↑; →Orga 08511; Trommelbremse; Einstellung n. oben	1	24.3727-0851.2 580851 24.3727-0852.2 580852	L= 1.756 L= 1.656
			←	↑; Orga 08512→; → 10/00; Einstellung n. oben; Trommelbremse	1	24.3727-0851.2 580851 24.3727-0852.2 580852	L= 1.756 L= 1.656
			→	□; →Orga 08511; Trommelbremse		24.3727-0824.2 580824	L= 824
			→	□; →Orga 08511; Trommelbremse		24.3727-0825.2 580825	L= 750
			→	□; Orga 08512→; → 10/00; Trommelbremse		24.3727-0835.2 580835	L= 824
			→	□; Orga 08512→; → 10/00; Trommelbremse		24.3727-0836.2 580836	L= 751
2.0 2.0 16V 3.0 24V	104 99 143	11/96→03/99 01/99→08/00 01/98→06/99	←	↑; Einstellung n.unten; Scheibenbremse	1	24.3727-0834.2 580834	L= 1.700
			←	↑; →Orga 08574; Einstellung n.oben	1	24.3727-0851.2 580851	L= 1.756
			←	↑; Orga 08575→; Einstellung n.oben; Scheibenbremse	1	24.3727-0852.2 580852	L= 1.656
			→	□; Orga 08575→; Scheibenbremse		24.3727-0826.2 580826	L= 695
			→	□; Scheibenbremse		24.3727-0826.2 580826	L= 695
			→	□; →Orga 08574; Scheibenbremse		24.3727-0826.2 580826	L= 695
			→	□; Orga 08575→; Scheibenbremse		24.3727-0827.2 580827	L= 642
			→	□; Scheibenbremse		24.3727-0827.2 580827	L= 642
			→	□; →Orga 08574; Scheibenbremse		24.3727-0827.2 580827	L= 642
2.0 HDi 110	80	06/98→08/01	←	↑; 02/99→; Einstellung n.unten; Scheibenbremse	1	24.3727-0834.2 580834	L= 1.700
			←	↑; 02/99→; →Orga 08574; Einstellung n.oben	1	24.3727-0851.2 580851	L= 1.756
			←	↑; Orga 08575→; Einstellung n.oben; Scheibenbremse	1	24.3727-0852.2 580852	L= 1.656
			→	□; 02/99→; →Orga 08574; Scheibenbremse		24.3727-0826.2 580826	L= 695
			→	□; 02/99→; Scheibenbremse		24.3727-0826.2 580826	L= 695
			→	□; Orga 08575→; Scheibenbremse		24.3727-0826.2 580826	L= 695
			→	□; 02/99→; →Orga 08574; Scheibenbremse		24.3727-0827.2 580827	L= 642
			→	□; 02/99→; Scheibenbremse		24.3727-0827.2 580827	L= 642











	kw				!#		
<b>PEUGEOT - 406 (8B) 10/95→01/05</b>							
 <b>Seilzug, Feststellbremse</b>							
2.0 HDI 110	80	06/98→08/01	➡	☐; Orga 08575→; Scheibenbremse		24.3727-0827.2 580827	L= 642
3.0 V6	154	03/99→12/01	←	⬆; 03/00→; Einstellung n.unten; Scheibenbremse	1	24.3727-0834.2 580834	L= 1.700
			←	⬆; 03/00→; →Orga 08574; Einstellung n.oben	1	24.3727-0851.2 580851	L= 1.756
			←	⬆; Orga 08575→; Einstellung n.oben; Scheibenbremse	1	24.3727-0852.2 580852	L= 1.656
			➡	☐; 03/00→; Scheibenbremse		24.3727-0826.2 580826	L= 695
			➡	☐; 03/00→; →Orga 08574; Scheibenbremse		24.3727-0826.2 580826	L= 695
			➡	☐; Orga 08575→; Scheibenbremse		24.3727-0826.2 580826	L= 695
			➡	☐; 03/00→; →Orga 08574; Scheibenbremse		24.3727-0827.2 580827	L= 642
			➡	☐; Orga 08575→; Scheibenbremse		24.3727-0827.2 580827	L= 642
			➡	☐; 03/00→; Scheibenbremse		24.3727-0827.2 580827	L= 642
<b>PEUGEOT - 406 Break (8E/F) 10/96→10/04</b>							
 <b>Radbremszylinder</b>							
1.8	66	05/97→10/04	➡	☐; → 04/04; - ABS		24.3220-1708.3 020403	BDX Ø 20,64 GG
1.9 D	55	10/96→10/04	➡	☐; → 04/04		24.3220-1709.3 020404	BDX Ø 20,64 GG
1.9 TD	66	10/96→10/04	➡	☐; → 04/04		24.3220-1710.3 020405	BDX Ø 20,64 GG
1.8 16V	81	10/96→10/00	➡	☐; - ABS		24.3220-1708.3 020403	BDX Ø 20,64 GG
			➡	☐		24.3220-1709.3 020404	BDX Ø 20,64 GG
			➡	☐		24.3220-1710.3 020405	BDX Ø 20,64 GG
<b>Zubehörsatz, Bremsbacken</b>							
1.8	66	05/97→10/04	➡	→ 04/04		03.0137-9228.2 669228	BDX
1.9 D	55	10/96→10/04	➡				
1.9 TD	66	10/96→10/04	➡				
1.8 16V	81	10/96→10/00	➡			03.0137-9228.2 669228	BDX
 <b>Bremstrommel</b>							
1.8	66	05/97→10/04	➡	→ 04/04		24.0222-8017.1 480071	Ø 229,0 x 50,8 / 230
1.9 D	55	10/96→10/04	➡				
1.9 TD	66	10/96→10/04	➡				
1.8 16V	81	10/96→10/00	➡			24.0222-8017.1 480071	Ø 229,0 x 50,8 / 230
 <b>Bremsbackensatz</b>							
1.8	66	05/97→10/04	➡	→ 04/04		03.0137-0340.2 650340	BDX Ø 229 x 42 + HEB
1.9 D	55	10/96→10/04	➡	→ 04/04; - RZR		03.0520-5820.3 695820	BDX Ø 229 x 42 Ø 20,64 + RZ / + Zub TopKit
1.9 TD	66	10/96→10/04	➡	→ 04/04; - ABS		03.0520-5920.3 695920	BDX Ø 229 x 42 Ø 20,64 + RZ / + Zub TopKit
1.8 16V	81	10/96→10/00	➡			03.0137-0340.2 650340	BDX Ø 229 x 42 + HEB
			➡	- RZR		03.0520-5820.3 695820	BDX Ø 229 x 42 Ø 20,64 + RZ / + Zub TopKit
			➡	- ABS		03.0520-5920.3 695920	BDX Ø 229 x 42 Ø 20,64 + RZ / + Zub TopKit
 <b>Bremsbackensatz, Feststellbremse</b>							
1.8 16V	85	10/00→10/04		→ 04/04		03.0137-4010.2 654010	Ø 180 x 30 + Zub
2.0 16V	97	10/96→10/04					
2.0 16V	100	10/00→10/04					
2.0 16V HPi	103	05/01→10/04					
2.0 HDi 110	79	08/01→10/04					
2.0 HDi 90	66	02/99→10/04					
2.0 Turbo	108	10/96→10/04					
2.1 TD 12V	80	10/96→10/04					
2.2	116	07/00→10/04					
2.2 HDi	98	03/00→10/04					
3.0 24V	140	10/96→10/04					
3.0 V6	152	03/00→10/04					
2.0	104	11/96→03/99				03.0137-4010.2 654010	Ø 180 x 30 + Zub
2.0 16V	99	01/99→10/00					
2.0 HDi 110	80	02/99→04/04		→ 08/01		03.0137-4010.2 654010	Ø 180 x 30 + Zub
↓							







	kW				!#			
<b>PEUGEOT - 406 Break (8E/F) 10/96→10/04</b>								
<b>Zubehörsatz, Feststellbremsbacken</b>								
1.8 16V	85	10/00→10/04	➡	→ 04/04		03.0137-9249.2	669249	
2.0 16V	97	10/96→10/04						
2.0 16V	100	10/00→10/04						
2.0 16V HPi	103	05/01→10/04						
2.0 HDi 110	79	08/01→10/04						
2.0 HDi 90	66	02/99→10/04						
2.0 Turbo	108	10/96→10/04						
2.1 TD 12V	80	10/96→10/04						
2.2	116	07/00→10/04						
2.2 HDi	98	03/00→10/04						
3.0 24V	140	10/96→10/04						
3.0 V6	152	03/00→10/04						
2.0	104	11/96→03/99	➡			03.0137-9249.2	669249	
2.0 16V	99	01/99→10/00						
2.0 HDi 110	80	02/99→04/04	➡	→ 08/01		03.0137-9249.2	669249	
<b>Reparaturatz, Automatische Nachstellung</b>								
1.8 16V	85	10/00→10/04		→ 04/04		03.0137-9700.2	669700	
2.0 16V	97	10/96→10/04				03.0137-9702.2	669702	
2.0 16V	100	10/00→10/04						
2.0 16V HPi	103	05/01→10/04						
2.0 HDi 110	79	08/01→10/04						
2.0 HDi 90	66	02/99→10/04						
2.0 Turbo	108	10/96→10/04						
2.1 TD 12V	80	10/96→10/04						
2.2	116	07/00→10/04						
2.2 HDi	98	03/00→10/04						
3.0 24V	140	10/96→10/04						
3.0 V6	152	03/00→10/04						
2.0	104	11/96→03/99				03.0137-9700.2	669700	
2.0 16V	99	01/99→10/00				03.0137-9702.2	669702	
2.0 HDi 110	80	02/99→04/04		→ 08/01		03.0137-9700.2	669700	
						03.0137-9702.2	669702	
<b> Seilzug, Feststellbremse</b>								
1.8	66	05/97→10/04	←	☒; →Orga 08511; Trommelbremse	1	24.3727-0834.2	580834	L= 1.700
1.9 D	55	10/96→10/04	←	☒; →Orga 08512→; → 04/04; Trommelbremse	1	24.3727-0834.2	580834	L= 1.700
1.9 TD	66	10/96→10/04	←	☒; →Orga 08511; Trommelbremse		24.3727-0824.2	580824	L= 824
			➡	☒; →Orga 08511; Trommelbremse		24.3727-0825.2	580825	L= 750
			➡	☒; Orga 08512→; → 04/04; Trommelbremse		24.3727-0835.2	580835	L= 824
			➡	☒; Orga 08512→; → 04/04; Trommelbremse		24.3727-0836.2	580836	L= 751
1.8 16V	81	10/96→10/00	←	☒; Orga 08512→; Trommelbremse	1	24.3727-0834.2	580834	L= 1.700
			←	☒; →Orga 08511; Trommelbremse	1	24.3727-0834.2	580834	L= 1.700
			➡	☒; →Orga 08511; Trommelbremse		24.3727-0824.2	580824	L= 824
			➡	☒; →Orga 08511; Trommelbremse		24.3727-0825.2	580825	L= 750
			➡	☒; Orga 08512→; Trommelbremse		24.3727-0835.2	580835	L= 824
			➡	☒; Orga 08512→; Trommelbremse		24.3727-0836.2	580836	L= 751
1.8 16V	85	10/00→10/04	←	☒; → 04/04; Scheibenbremse	1	24.3727-0834.2	580834	L= 1.700
2.0 16V	97	10/96→10/04	➡	☒; → 04/04; Scheibenbremse		24.3727-0826.2	580826	L= 695
2.0 16V	100	10/00→10/04	➡	☒; → 04/04; Scheibenbremse		24.3727-0827.2	580827	L= 642
2.0 16V HPi	103	05/01→10/04	➡	☒; → 04/04; Scheibenbremse				
2.0 HDi 110	79	08/01→10/04						
2.0 HDi 90	66	02/99→10/04						
2.0 Turbo	108	10/96→10/04						
2.1 TD 12V	80	10/96→10/04						
2.2	116	07/00→10/04						
2.2 HDi	98	03/00→10/04						
3.0 24V	140	10/96→10/04						
3.0 V6	152	03/00→10/04						
2.0	104	11/96→03/99	←	☒; Scheibenbremse	1	24.3727-0834.2	580834	L= 1.700
2.0 16V	99	01/99→10/00	➡	☒; Scheibenbremse		24.3727-0826.2	580826	L= 695
			➡	☒; Scheibenbremse		24.3727-0827.2	580827	L= 642
2.0 HDi 110	80	02/99→04/04	←	☒; → 08/01; Scheibenbremse	1	24.3727-0834.2	580834	L= 1.700
			➡	☒; → 08/01; Scheibenbremse		24.3727-0826.2	580826	L= 695
			➡	☒; → 08/01; Scheibenbremse		24.3727-0827.2	580827	L= 642









	kW				!#		
<b>PEUGEOT - 406 Coupe (8C) 03/97→02/05</b>							
<b> Bremsbackensatz, Feststellbremse</b>							
2.0 16V	97	03/97→12/04				<b>03.0137-4010.2 654010</b>	Ø 180 x 30 + Zub
2.0 16V	99	01/99→10/00					
2.0 16V	100	10/00→12/04					
2.2	116	03/02→12/04					
2.2 HDI	98	03/00→12/04					
3.0 24V	143	05/97→06/99					
3.0 V6	152	03/00→12/04					
3.0 V6 24V	140	03/97→12/04					
2.0 16V	99	04/99→09/04		→ 10/00		<b>03.0137-4010.2 654010</b>	Ø 180 x 30 + Zub
3.0 V6	154	03/99→06/01		03/00→		<b>03.0137-4010.2 654010</b>	Ø 180 x 30 + Zub
<b>Zubehörsatz, Feststellbremsbacken</b>							
2.0 16V	97	03/97→12/04	➡			<b>03.0137-9249.2 669249</b>	
2.0 16V	99	01/99→10/00					
2.0 16V	100	10/00→12/04					
2.2	116	03/02→12/04					
2.2 HDI	98	03/00→12/04					
3.0 24V	143	05/97→06/99					
3.0 V6	152	03/00→12/04					
3.0 V6 24V	140	03/97→12/04					
2.0 16V	99	04/99→09/04	➡	→ 10/00		<b>03.0137-9249.2 669249</b>	
3.0 V6	154	03/99→06/01	➡	03/00→		<b>03.0137-9249.2 669249</b>	
<b>Reparaturatz, Automatische Nachstellung</b>							
2.0 16V	97	03/97→12/04				<b>03.0137-9700.2 669700</b>	
2.0 16V	99	01/99→10/00				<b>03.0137-9702.2 669702</b>	
2.0 16V	100	10/00→12/04					
2.2	116	03/02→12/04					
2.2 HDI	98	03/00→12/04					
3.0 24V	143	05/97→06/99					
3.0 V6	152	03/00→12/04					
3.0 V6 24V	140	03/97→12/04					
2.0 16V	99	04/99→09/04		→ 10/00		<b>03.0137-9700.2 669700</b>	
						<b>03.0137-9702.2 669702</b>	
3.0 V6	154	03/99→06/01		03/00→		<b>03.0137-9700.2 669700</b>	
						<b>03.0137-9702.2 669702</b>	
<b> Seilzug, Feststellbremse</b>							
2.0 16V	97	03/97→12/04	←	☒; Scheibenbremse	1	<b>24.3727-0834.2 580834</b>	L= 1.700
2.0 16V	99	01/99→10/00	➡	☐; Scheibenbremse		<b>24.3727-0828.2 580828</b>	L= 706
2.0 16V	100	10/00→12/04	➡	☐; Scheibenbremse			
2.2 HDI	98	03/00→12/04	➡	☐; Scheibenbremse		<b>24.3727-0829.2 580829</b>	L= 644
3.0 24V	143	05/97→06/99					
3.0 V6	152	03/00→12/04					
3.0 V6 24V	140	03/97→12/04					
2.0 16V	99	04/99→09/04	←	☒; → 10/00; Scheibenbremse	1	<b>24.3727-0834.2 580834</b>	L= 1.700
			➡	☐; → 10/00; Scheibenbremse		<b>24.3727-0828.2 580828</b>	L= 706
			➡	☐; → 10/00; Scheibenbremse		<b>24.3727-0829.2 580829</b>	L= 644
2.2	116	03/02→12/04	←	☒; Scheibenbremse	1	<b>24.3727-0834.2 580834</b>	L= 1.700
			➡	☐; Scheibenbremse		<b>24.3727-0826.2 580826</b>	L= 695
			➡	☐; Scheibenbremse		<b>24.3727-0827.2 580827</b>	L= 642
3.0 V6	154	03/99→06/01	←	☒; 03/00→; Scheibenbremse	1	<b>24.3727-0834.2 580834</b>	L= 1.700
			➡	☐; 03/00→; Scheibenbremse		<b>24.3727-0828.2 580828</b>	L= 706
			➡	☐; 03/00→; Scheibenbremse		<b>24.3727-0829.2 580829</b>	L= 644
<b>PEUGEOT - 407 (6D_) 05/04→</b>							
<b> Seilzug, Feststellbremse</b>							
1.6 HDi 110	80	05/04→	➡	☒; → 02/11; Scheibenbremse	2	<b>24.3727-0844.2 580844</b>	L= 2.155
1.8	85	05/04→					
1.8 16V	92	09/05→					
2.0	100	05/04→					
2.0 16V	103	09/05→					
2.0 Bioflex	103	09/07→					
2.0 HDi	110	02/10→					
2.0 HDi	120	07/09→					
2.0 HDi 135	100	05/04→					
2.2	116	05/04→					
2.2 16V	120	09/05→					
2.2 HDi 170	125	05/06→					
2.7 HDi	150	10/05→					
3.0	155	05/04→					
2.0 16V	105	08/08→12/09	➡	☒; Scheibenbremse	2	<b>24.3727-0844.2 580844</b>	L= 2.155



























	kw				!#		
<b>PEUGEOT - 407 (6D_) 05/04→</b>							
 <b>Seilzug, Feststellbremse</b>							
2.0 HDi 2.2 HDi	103 120	06/09→12/10 06/08→	➡	⬇; Scheibenbremse	2	24.3727-0844.2 580844	L= 2.155
<b>PEUGEOT - 407 Coupe (6C_) 10/05→</b>							
 <b>Seilzug, Feststellbremse</b>							
2.0 HDi	100	10/05→	➡	⬇; 07/07→ 12/11; Scheibenbremse	2	24.3727-0844.2 580844	L= 2.155
2.0 HDi	103	09/08→12/09	➡	⬇; Scheibenbremse	2	24.3727-0844.2 580844	L= 2.155
2.0 HDi 2.0 HDi 2.2 16V 2.7 HDi 3.0 HDi 3.0 V6	110 120 120 150 177 155	02/10→ 06/09→ 10/05→ 10/05→ 06/09→ 10/05→	➡	⬇; → 12/11; Scheibenbremse	2	24.3727-0844.2 580844	L= 2.155
<b>PEUGEOT - 407 SW (6E_) 05/04→</b>							
 <b>Seilzug, Feststellbremse</b>							
1.6 HDi 110 1.8 1.8 16V 2.0 2.0 16V 2.0 Bioflex 2.0 HDi 2.0 HDi 2.0 HDi 2.2 2.2 16V 2.2 HDi 2.2 HDi 170 2.7 HDi 3.0 2.0 HDi 2.0 HDi 135	80 85 92 100 103 103 110 120 116 120 120 125 150 155 93 100	05/04→ 05/04→ 09/05→ 05/04→ 09/05→ 01/08→ 08/08→ 02/10→ 07/09→ 05/04→ 09/05→ 06/08→ 05/06→ 10/05→ 05/04→ 11/04→10/07 07/04→12/10	➡	⬇; → 02/11; Scheibenbremse	2	24.3727-0844.2 580844	L= 2.155
<b>PEUGEOT - 605 (6B) 06/89→09/99</b>							
 <b>Bremsbackensatz, Feststellbremse</b>							
2.0 2.0 2.0 3.0 3.0 SV 24 2.0 16V 2.0 Turbo 2.5 Turbo Diesel 2.0 Turbo 2.1 TD 12V 3.0 V6 2.1 Turbo Diesel	79 84 89 123 147 97 108 95 104 80 140 80	02/90→09/99 06/89→09/99 06/89→09/99 10/89→09/99 08/89→09/99 07/94→09/99 07/91→09/99 07/94→09/99 07/92→09/99 08/94→09/99 04/97→09/99 06/89→09/99	➡	04/90→     09/94→  12/92→ 08/94   10/90→		03.0137-0409.2 650409	Ø 186 x 20
<b>Reparaturatz, Automatische Nachstellung</b>							
2.0 2.0 2.0 3.0 3.0 SV 24 2.0 16V 2.0 Turbo 2.5 Turbo Diesel 2.0 Turbo 2.1 TD 12V 3.0 V6 2.1 Turbo Diesel	79 84 89 123 147 97 108 95 104 80 140 80	02/90→09/99 06/89→09/99 06/89→09/99 10/89→09/99 08/89→09/99 07/94→09/99 07/91→09/99 07/94→09/99 07/92→09/99 08/94→09/99 04/97→09/99 06/89→09/99	➡	04/90→     09/94→  12/92→ 08/94   10/90→		03.0137-9701.2 669701	
<b>PEUGEOT - 607 (9D, 9U) 01/00→</b>							
 <b>Bremsbackensatz, Feststellbremse</b>							
2.0 2.0 HDi 2.2 16V 2.2 HDi 2.0 HDi 3.0 V6 24V	100 80 116 98 79 152	02/00→08/05 05/00→09/05 02/00→08/05 02/00→02/06 03/01→09/04 02/00→07/04	➡	→ 11/04    → 07/04		03.0137-4010.2 654010	Ø 180 x 30 + Zub
3.0 V6 24V ↓	152	02/00→07/04	➡			03.0137-4010.2 654010	Ø 180 x 30 + Zub

	kw				!#		
<b>PEUGEOT - 607 (9D, 9U) 01/00→</b>							
<b>Zubehörsatz, Feststellbremsbacken</b>							
2.0 2.0 HDI 2.2 16V 2.2 HDi	100 80 116 98	02/00→08/05 05/00→09/05 02/00→08/05 02/00→02/06	➡	→ 11/04		03.0137-9249.2 669249	
2.0 HDi	79	03/01→09/04	➡	→ 07/04		03.0137-9249.2 669249	
3.0 V6 24V	152	02/00→07/04	➡			03.0137-9249.2 669249	
<b>Reparaturatz, Automatische Nachstellung</b>							
2.0 2.0 HDI 2.2 16V 2.2 HDi	100 80 116 98	02/00→08/05 05/00→09/05 02/00→08/05 02/00→02/06		→ 11/04		03.0137-9700.2 669700 03.0137-9702.2 669702	
2.0 HDi	79	03/01→09/04		→ 07/04		03.0137-9700.2 669700 03.0137-9702.2 669702	
3.0 V6 24V	152	02/00→07/04				03.0137-9700.2 669700 03.0137-9702.2 669702	
<b> Seilzug, Feststellbremse</b>							
2.0 2.0 HDI 2.2 16V 2.2 HDi	100 80 116 98	02/00→08/05 05/00→09/05 02/00→08/05 02/00→02/06	➡	☐; → 11/04		24.3727-0837.2 580837	L= 724
			➡	☐; → 11/04		24.3727-0838.2 580838	L= 713
			➡	☐; 12/04→		24.3727-0840.2 580840	L= 815
			➡	☐; 12/04→		24.3727-0841.2 580841	L= 794
2.0 HDi	79	03/01→09/04	➡	☐; → 07/04		24.3727-0837.2 580837	L= 724
			➡	☐; → 07/04		24.3727-0838.2 580838	L= 713
2.0 HDi 2.7 HDi 24V 3.0 V6 24V	100 150 155	09/05→07/11 12/04→07/11 03/04→07/11	➡	☐; → 12/10		24.3727-0840.2 580840	L= 815
			➡	☐; → 12/10		24.3727-0841.2 580841	L= 794
2.2 16V 2.2 HDi	120 125	09/05→06/10 05/06→06/10	➡	☐		24.3727-0840.2 580840	L= 815
			➡	☐		24.3727-0841.2 580841	L= 794
3.0 V6 24V	152	02/00→07/04	➡	☐		24.3727-0837.2 580837	L= 724
			➡	☐		24.3727-0838.2 580838	L= 713
<b>PEUGEOT - 806 (221) 06/94→08/02</b>							
<b> Radbremszylinder</b>							
1.8	73	07/95→08/02	➡	10/96→ 06/02; - ABS		24.3219-1704.3 020374	Ø 19,05 GG
1.9 TD 1.9 TD 2.0 HDi 2.0 HDi 16V	66 68 80 80	07/95→08/02 05/97→08/02 08/99→08/02 08/99→08/02	➡	→ 06/02; - ABS		24.3219-1704.3 020374	Ø 19,05 GG
2.0	89	06/94→08/02	➡	08/94→ 06/02; - ABS		24.3219-1704.3 020374	Ø 19,05 GG
<b>Zubehörsatz, Bremsbacken</b>							
1.8	73	07/95→08/02	➡	10/96→ 06/02; - ABS		03.0137-9208.2 669208	
1.9 TD 1.9 TD 2.0 HDi 2.0 HDi 16V	66 68 80 80	07/95→08/02 05/97→08/02 08/99→08/02 08/99→08/02	➡	→ 06/02; - ABS		03.0137-9208.2 669208	
2.0	89	06/94→08/02	➡	08/94→ 06/02; - ABS		03.0137-9208.2 669208	
<b> Bremstrommel</b>							
1.8	73	07/95→08/02	➡	10/96→ 06/02; - ABS		24.0225-5003.1 480066	Ø 255,0 x 67 / 256
1.9 TD 1.9 TD 2.0 HDi 2.0 HDi 16V	66 68 80 80	07/95→08/02 05/97→08/02 08/99→08/02 08/99→08/02	➡	→ 06/02; - ABS		24.0225-5003.1 480066	Ø 255,0 x 67 / 256
2.0	89	06/94→08/02	➡	08/94→ 06/02; - ABS		24.0225-5003.1 480066	Ø 255,0 x 67 / 256
<b> Bremsbackensatz</b>							
1.8	73	07/95→08/02	➡	10/96→ 06/02; - ABS		03.0137-0314.2 650314 03.0520-2619.3 692619	Ø 255 x 61 BDX Ø 255 x 61 Ø 19,05 + RZ / + Zub TopKit
1.9 TD 1.9 TD 2.0 HDi 2.0 HDi 16V	66 68 80 80	07/95→08/02 05/97→08/02 08/99→08/02 08/99→08/02	➡	→ 06/02; - ABS		03.0137-0314.2 650314 03.0520-2619.3 692619	Ø 255 x 61 BDX Ø 255 x 61 Ø 19,05 + RZ / + Zub TopKit
2.0 ↓	89	06/94→08/02	➡	08/94→ 06/02; - ABS		03.0137-0314.2 650314	Ø 255 x 61












	kw				!#		
<b>PEUGEOT - 806 (221) 06/94 → 08/02</b>							
<b>Bremsbackensatz</b>							
2.0	89	06/94 → 08/02	➡	08/94 → 06/02; - ABS		<b>03.0520-2619.3 692619</b>	BDX Ø 255 x 61 Ø 19,05 + RZ / + Zub TopKit
<b>Bremsbackensatz, Feststellbremse</b>							
1.8	73	07/95 → 08/02		10/96 → 06/02		<b>03.0137-4018.2 654018</b>	Ø 180 x 30 + Zub
1.9 TD	66	07/95 → 08/02		→ 06/02		<b>03.0137-4018.2 654018</b>	Ø 180 x 30 + Zub
1.9 TD	68	05/97 → 08/02					
2.0 16V	100	09/00 → 08/02					
2.0 HDI	80	08/99 → 08/02					
2.0 HDI 16V	80	08/99 → 08/02					
2.0	89	06/94 → 08/02		08/94 → 06/02		<b>03.0137-4018.2 654018</b>	Ø 180 x 30 + Zub
2.0 Turbo	108	06/94 → 08/02					
2.0 16V	97	05/98 → 09/00		10/98 →		<b>03.0137-4018.2 654018</b>	Ø 180 x 30 + Zub
2.1 td 12V	80	06/96 → 08/99				<b>03.0137-4018.2 654018</b>	Ø 180 x 30 + Zub
<b>Zubehörsatz, Feststellbremsbacken</b>							
1.8	73	07/95 → 08/02	➡	10/96 → 06/02		<b>03.0137-9249.2 669249</b>	
1.9 TD	66	07/95 → 08/02	➡	→ 06/02		<b>03.0137-9249.2 669249</b>	
1.9 TD	68	05/97 → 08/02					
2.0 16V	100	09/00 → 08/02					
2.0 HDI	80	08/99 → 08/02					
2.0 HDI 16V	80	08/99 → 08/02					
2.0	89	06/94 → 08/02	➡	08/94 → 06/02		<b>03.0137-9249.2 669249</b>	
2.0 Turbo	108	06/94 → 08/02					
2.0 16V	97	05/98 → 09/00	➡	10/98 →		<b>03.0137-9249.2 669249</b>	
2.1 td 12V	80	06/96 → 08/99	➡			<b>03.0137-9249.2 669249</b>	
<b>Reparaturatz, Automatische Nachstellung</b>							
1.8	73	07/95 → 08/02		10/96 → 06/02		<b>03.0137-9700.2 669700</b> <b>03.0137-9702.2 669702</b>	
1.9 TD	66	07/95 → 08/02		→ 06/02		<b>03.0137-9700.2 669700</b> <b>03.0137-9702.2 669702</b>	
1.9 TD	68	05/97 → 08/02					
2.0 16V	100	09/00 → 08/02					
2.0 HDI	80	08/99 → 08/02					
2.0 HDI 16V	80	08/99 → 08/02					
2.0	89	06/94 → 08/02		08/94 → 06/02		<b>03.0137-9700.2 669700</b> <b>03.0137-9702.2 669702</b>	
2.0 Turbo	108	06/94 → 08/02					
2.0 16V	97	05/98 → 09/00		10/98 →		<b>03.0137-9700.2 669700</b> <b>03.0137-9702.2 669702</b>	
2.1 td 12V	80	06/96 → 08/99				<b>03.0137-9700.2 669700</b> <b>03.0137-9702.2 669702</b>	
<b>Seilzug, Feststellbremse</b>							
1.8	73	07/95 → 08/02	←	⬆; 10/96 → 06/02; für Linkslenker; Scheibenbremse	1	<b>24.3727-0336.2 580336</b>	L= 500
			➡	⬆; 10/96 → 06/02; für Linkslenker; Scheibenbremse		<b>24.3727-0529.2 580529</b>	L= 2.205
			➡	⬆; 10/96 → 06/02; für Linkslenker; Scheibenbremse		<b>24.3727-0530.2 580530</b>	L= 1.255
			➡	⬆; 10/96 → 06/02; für Linkslenker; Trommelbremse		<b>24.3727-0531.2 580531</b>	L= 2.286
			➡	⬆; 10/96 → 06/02; für Rechtslenker; Trommelbremse		<b>24.3727-0532.2 580532</b>	L= 1.063
			➡	⬆; 10/96 → 06/02; für Linkslenker; Trommelbremse		<b>24.3727-0532.2 580532</b>	L= 1.063
1.9 TD	66	07/95 → 08/02	←	⬆; → 06/02; für Linkslenker; Scheibenbremse	1	<b>24.3727-0336.2 580336</b>	L= 500
1.9 TD	68	05/97 → 08/02					
2.0 HDI	80	08/99 → 08/02	➡	⬆; → 06/02; für Linkslenker; Scheibenbremse		<b>24.3727-0529.2 580529</b>	L= 2.205
2.0 HDI 16V	80	08/99 → 08/02	➡	⬆; → 06/02; für Linkslenker; Scheibenbremse		<b>24.3727-0530.2 580530</b>	L= 1.255
			➡	⬆; → 06/02; für Linkslenker; Trommelbremse		<b>24.3727-0531.2 580531</b>	L= 2.286
			➡	⬆; → 06/02; für Linkslenker; Trommelbremse		<b>24.3727-0532.2 580532</b>	L= 1.063
			➡	⬆; → 06/02; für Rechtslenker; Trommelbremse		<b>24.3727-0532.2 580532</b>	L= 1.063
2.0	89	06/94 → 08/02	←	⬆; 08/94 → 06/02; für Linkslenker; Scheibenbremse	1	<b>24.3727-0336.2 580336</b>	L= 500
			➡	⬆; 08/94 → 06/02; für Linkslenker; Scheibenbremse		<b>24.3727-0529.2 580529</b>	L= 2.205





	kw				!#			
<b>PEUGEOT - 806 (221) 06/94 → 08/02</b>								
 <b>Seilzug, Feststellbremse</b>								
2.0	89	06/94 → 08/02	➡	<input type="checkbox"/> ; 08/94 → 06/02; für Linkslenker; Scheibenbremse	1	24.3727-0530.2	580530	L= 1.255
			➡	<input type="checkbox"/> ; 08/94 → 06/02; für Linkslenker; Trommelbremse		24.3727-0531.2	580531	L= 2.286
			➡	<input type="checkbox"/> ; 08/94 → 06/02; für Rechtslenker; Trommelbremse		24.3727-0532.2	580532	L= 1.063
			➡	<input type="checkbox"/> ; 08/94 → 06/02; für Linkslenker; Trommelbremse		24.3727-0532.2	580532	L= 1.063
2.0 16V	97	05/98 → 09/00	←	<input checked="" type="checkbox"/> ; 10/98 →; für Linkslenker; Scheibenbremse	1	24.3727-0336.2	580336	L= 500
			➡	<input type="checkbox"/> ; 10/98 →; für Linkslenker; Scheibenbremse		24.3727-0529.2	580529	L= 2.205
			➡	<input type="checkbox"/> ; 10/98 →; für Linkslenker; Scheibenbremse		24.3727-0530.2	580530	L= 1.255
2.0 16V	100	09/00 → 08/02	←	<input checked="" type="checkbox"/> ; → 06/02; für Linkslenker; Scheibenbremse	1	24.3727-0336.2	580336	L= 500
			➡	<input type="checkbox"/> ; → 06/02; für Linkslenker; Scheibenbremse		24.3727-0529.2	580529	L= 2.205
			➡	<input type="checkbox"/> ; → 06/02; für Linkslenker; Scheibenbremse		24.3727-0530.2	580530	L= 1.255
2.0 Turbo	108	06/94 → 08/02	←	<input checked="" type="checkbox"/> ; 08/94 → 06/02; für Linkslenker; Scheibenbremse	1	24.3727-0336.2	580336	L= 500
			➡	<input type="checkbox"/> ; 08/94 → 06/02; für Linkslenker; Scheibenbremse		24.3727-0529.2	580529	L= 2.205
			➡	<input type="checkbox"/> ; 08/94 → 06/02; für Linkslenker; Scheibenbremse		24.3727-0530.2	580530	L= 1.255
2.1 td 12V	80	06/96 → 08/99	←	<input checked="" type="checkbox"/> ; für Linkslenker; Scheibenbremse	1	24.3727-0336.2	580336	L= 500
			➡	<input type="checkbox"/> ; für Linkslenker; Scheibenbremse		24.3727-0529.2	580529	L= 2.205
			➡	<input type="checkbox"/> ; für Linkslenker; Scheibenbremse		24.3727-0530.2	580530	L= 1.255
<b>PEUGEOT - 807 (E) 06/02 →</b>								
 <b>Seilzug, Feststellbremse</b>								
2.0 2.0 HDi 2.2 2.2 HDi 2.2 HDi 3.0 V6	100 79 116 94 100 150	06/02 → 06/02 → 06/02 → 06/02 → 04/04 → 06/02 →	➡	<input type="checkbox"/> ; → Orga 10284; für Linkslenker; Scheibenbremse		24.3727-0847.2	580847	L= 1.068
			➡	<input type="checkbox"/> ; → Orga 10284; für Rechtslenker; Scheibenbremse		24.3727-0847.2	580847	L= 1.068
			➡	<input type="checkbox"/> ; → Orga 10284; für Rechtslenker; Scheibenbremse		24.3727-0848.2	580848	L= 2.360
			➡	<input type="checkbox"/> ; → Orga 10284; für Linkslenker; Scheibenbremse		24.3727-0848.2	580848	L= 2.360
			➡	<input type="checkbox"/> ; Orga 10285 →; für Rechtslenker; → 06/14; Scheibenbremse		24.3727-0849.2	580849	L= 2.308
			➡	<input type="checkbox"/> ; Orga 10285 →; für Linkslenker; → 06/14; Scheibenbremse		24.3727-0849.2	580849	L= 2.308
			➡	<input type="checkbox"/> ; Orga 10285 →; für Rechtslenker; → 06/14; Scheibenbremse		24.3727-0850.2	580850	L= 1.041
			➡	<input type="checkbox"/> ; Orga 10285 →; für Linkslenker; → 06/14; Scheibenbremse		24.3727-0850.2	580850	L= 1.041
			2.0 16V 2.0 HDi	103 100	09/05 → 06/06 →	➡	<input type="checkbox"/> ; → Orga 10284; für Rechtslenker; Scheibenbremse	
➡	<input type="checkbox"/> ; → Orga 10284; für Rechtslenker; Scheibenbremse					24.3727-0848.2	580848	L= 2.360
➡	<input type="checkbox"/> ; Orga 10285 →; für Rechtslenker; → 06/14; Scheibenbremse					24.3727-0849.2	580849	L= 2.308
➡	<input type="checkbox"/> ; Orga 10285 →; für Linkslenker; → 06/14; Scheibenbremse					24.3727-0849.2	580849	L= 2.308
➡	<input type="checkbox"/> ; Orga 10285 →; für Rechtslenker; → 06/14; Scheibenbremse					24.3727-0850.2	580850	L= 1.041
➡	<input type="checkbox"/> ; Orga 10285 →; für Linkslenker; → 06/14; Scheibenbremse					24.3727-0850.2	580850	L= 1.041
2.0 HDi	80	04/04 → 05/06				➡	<input type="checkbox"/> ; → Orga 10284; für Rechtslenker; Scheibenbremse	
			➡	<input type="checkbox"/> ; → Orga 10284; für Rechtslenker; Scheibenbremse		24.3727-0848.2	580848	L= 2.360
			➡	<input type="checkbox"/> ; Orga 10285 →; → 05/06; für Rechtslenker; Scheibenbremse		24.3727-0849.2	580849	L= 2.308
			➡	<input type="checkbox"/> ; Orga 10285 →; → 05/06; für Linkslenker; Scheibenbremse		24.3727-0849.2	580849	L= 2.308
			➡	<input type="checkbox"/> ; Orga 10285 →; → 05/06; für Linkslenker; Scheibenbremse		24.3727-0850.2	580850	L= 1.041
			➡					


	kw				!#		
<b>PEUGEOT - 807 (E) 06/02→</b>							
 <b>Seilzug, Feststellbremse</b>							
2.0 HDi	80	04/04→05/06	➔	<input type="checkbox"/> ; Orga 10285→; → 05/06; für Rechtslenker; Scheibenbremse		24.3727-0850.2 580850	L= 1.041
2.0 HDi	88	02/06→	➔	<input type="checkbox"/> ; 11/06→; →Orga 10284; für Rechtslenker; Scheibenbremse		24.3727-0847.2 580847	L= 1.068
			➔	<input type="checkbox"/> ; 11/06→; →Orga 10284; für Rechtslenker; Scheibenbremse		24.3727-0848.2 580848	L= 2.360
			➔	<input type="checkbox"/> ; Orga 10285→; für Linkslenker; → 06/14; Scheibenbremse		24.3727-0849.2 580849	L= 2.308
			➔	<input type="checkbox"/> ; Orga 10285→; für Rechtslenker; → 06/14; Scheibenbremse		24.3727-0849.2 580849	L= 2.308
			➔	<input type="checkbox"/> ; Orga 10285→; für Rechtslenker; → 06/14; Scheibenbremse		24.3727-0850.2 580850	L= 1.041
			➔	<input type="checkbox"/> ; Orga 10285→; für Linkslenker; → 06/14; Scheibenbremse		24.3727-0850.2 580850	L= 1.041
2.0 HDi	120	06/09→	➔	<input type="checkbox"/> ; für Rechtslenker; → 06/14; Scheibenbremse		24.3727-0849.2 580849	L= 2.308
			➔	<input type="checkbox"/> ; für Linkslenker; → 01/14; Scheibenbremse		24.3727-0849.2 580849	L= 2.308
			➔	<input type="checkbox"/> ; für Linkslenker; → 01/14; Scheibenbremse		24.3727-0850.2 580850	L= 1.041
			➔	<input type="checkbox"/> ; für Rechtslenker; → 06/14; Scheibenbremse		24.3727-0850.2 580850	L= 1.041
2.2 HDi 2.2 HDi	120 125	06/06→ 06/06→	➔	<input type="checkbox"/> ; 10/07→; →Orga 10284; für Rechtslenker; Scheibenbremse		24.3727-0847.2 580847	L= 1.068
			➔	<input type="checkbox"/> ; 10/07→; →Orga 10284; für Rechtslenker; Scheibenbremse		24.3727-0848.2 580848	L= 2.360
			➔	<input type="checkbox"/> ; Orga 10285→; für Rechtslenker; → 06/14; Scheibenbremse		24.3727-0849.2 580849	L= 2.308
			➔	<input type="checkbox"/> ; Orga 10285→; für Linkslenker; → 06/14; Scheibenbremse		24.3727-0849.2 580849	L= 2.308
			➔	<input type="checkbox"/> ; Orga 10285→; für Rechtslenker; → 06/14; Scheibenbremse		24.3727-0850.2 580850	L= 1.041
			➔	<input type="checkbox"/> ; Orga 10285→; für Linkslenker; → 06/14; Scheibenbremse		24.3727-0850.2 580850	L= 1.041
<b>PEUGEOT - 1007 (KM_) 04/05→</b>							
 <b>Radbremszylinder</b>							
1.4	54	04/05→	➔	→ 02/11		24.3220-1717.3 020430	TRW Ø 20,64 ALU
1.4 16V	65	10/05→				24.3220-1724.3 020476	BOS Ø 20,64 ALU
1.4 HDi	50	04/05→					
<b>Zubehörsatz, Bremsbacken</b>							
1.4	54	04/05→	➔	→ 02/11		03.0137-9267.2 669267	TRW
1.4 16V	65	10/05→				03.0137-9281.2 669281	
1.4 HDi	50	04/05→					
 <b>Bremstrommel</b>							
1.4	54	04/05→	➔	→ 02/11		24.0220-3029.1 480179	Ø 203,0 x 42 / 204,5 - RLG / - ABS Ring
1.4 16V	65	10/05→				24.0220-3729.2 480217	Ø 203,0 x 42 / 204,5 + RLG / + ABS Ring
1.4 HDi	50	04/05→					
 <b>Bremsbackensatz</b>							
1.4	54	04/05→	➔	→ 02/11		03.0137-0426.2 650426	TRW Ø 203 x 38 + HEB
1.4 16V	65	10/05→				03.0137-0439.2 650439	Ø 203 x 39 + HEB
1.4 HDi	50	04/05→				03.0520-7620.3 697620	TRW Ø 203 x 38 Ø 20,64 + RZ / + Zub TopKit
						03.0520-8520.3 698520	BOS Ø 203 x 39 Ø 20,64 + RZ / + Zub TopKit
 <b>Seilzug, Feststellbremse</b>							
1.4	54	04/05→	➔	↓; → 02/11; Trommelbremse	2	24.3727-0843.2 580843	L= 1.612
1.4 16V	65	10/05→					
1.4 HDi	50	04/05→					
<b>PEUGEOT - 2008 (CU_) 03/13→</b>							
 <b>Seilzug, Feststellbremse</b>							
1.2 PureTech 82	61	03/18→	➔	↓	2	24.3727-0855.2 580855	L= 1.910
1.2 THP 110	81	01/15→					
1.2 THP 130	96	01/15→					
1.2 VTi	60	03/13→					
1.4 HDi	50	06/13→					
↓							







	kw				!#		
<b>PEUGEOT - 2008 (CU_) 03/13→</b>							
 <b>Seilzug, Feststellbremse</b>							
1.5 BlueHDi 100	75	05/18→	→	↓	2	24.3727-0855.2 580855	L= 1.910
1.5 BlueHDi 120	88	05/18→					
1.6 BlueHDi 100	73	01/15→					
1.6 BlueHDi 120	88	07/14→					
1.6 BlueHDi 75	55	01/15→					
1.6 HDi	68	03/13→					
1.6 HDi	84	03/13→					
1.6 HDi	85	07/14→					
1.6 VTi	88	03/13→					
<b>PEUGEOT - 4007 (GP_) 02/07→</b>							
 <b>Bremsbackensatz, Feststellbremse</b>							
2.0	108	11/10→		→ 11/12		03.0137-3023.2 653023	Ø 170 x 32 - HEB
2.0 4x4	108	11/10→					
2.2 HDi	115	02/07→	→	→ 11/12		03.0137-3015.2 653015	Ø 190 x 32 - HEB
2.4 16V	125	01/08→					
<b>Zubehörsatz, Feststellbremsbacken</b>							
2.0	108	11/10→		→ 11/12		03.0137-9307.2 669307	
2.0 4x4	108	11/10→					
2.2 HDi	115	02/07→	→	→ 11/12		03.0137-9307.2 669307	
2.4 16V	125	01/08→					
<b>PEUGEOT - 4008 05/12→</b>							
 <b>Bremsbackensatz, Feststellbremse</b>							
1.6	86	05/12→	→			03.0137-3023.2 653023	Ø 170 x 32 - HEB
1.6 HDi	84	05/12→					
1.6 HDi AWC	84	05/12→					
1.8 HDi	110	05/12→					
1.8 HDi AWC	110	05/12→					
2.0 AWC	110	05/12→					
<b>Zubehörsatz, Feststellbremsbacken</b>							
1.6	86	05/12→	→			03.0137-9307.2 669307	
1.6 HDi	84	05/12→					
1.6 HDi AWC	84	05/12→					
1.8 HDi	110	05/12→					
1.8 HDi AWC	110	05/12→					
2.0 AWC	110	05/12→					
<b>PEUGEOT - BIPPER (AA_) 02/08→</b>							
 <b>Radbremszylinder</b>							
1.3 HDi 75	55	10/10→	→			24.3220-1728.3 020509	Ø 20,64 ALU
1.4	54	02/08→					
1.4 HDi	50	02/08→					
<b>Zubehörsatz, Bremsbacken</b>							
1.3 HDi 75	55	10/10→	→			03.0137-9309.2 669309	AP
1.4	54	02/08→	→			03.0137-9310.2 669310	AP
1.4 HDi	50	02/08→	→	→ 09/10		03.0137-9309.2 669309	AP
			→	10/10→		03.0137-9310.2 669310	AP
 <b>Bremstrommel</b>							
1.3 HDi 75	55	10/10→	→			24.0222-8038.1 480316	Ø 228,3 x 48 / 230
1.4 HDi	50	02/08→	→				
1.4	54	02/08→	→			24.0220-2001.1 480307	Ø 203,0 x 48,5 / 204,7
 <b>Bremsbackensatz</b>							
1.3 HDi 75	55	10/10→	→			03.0137-0493.2 650493 03.0521-0120.3 690120	AP Ø 228 x 42 + HEB AP Ø 228 x 42 Ø 20,64 + RZ / + Zub TopKit
1.4	54	02/08→	→			03.0137-0479.2 650479 03.0520-9220.3 699220	AP Ø 203 x 38 + HEB AP Ø 203 x 38 Ø 20,64 + RZ / + Zub TopKit
1.4 HDi	50	02/08→	→	10/10→		03.0137-0479.2 650479 03.0520-9220.3 699220	AP Ø 203 x 38 + HEB AP Ø 203 x 38 Ø 20,64 + RZ / + Zub TopKit
			→	→ 09/10		03.0137-0493.2 650493 03.0521-0120.3 690120	AP Ø 228 x 42 + HEB AP Ø 228 x 42 Ø 20,64 + RZ / + Zub TopKit















	kw				!#		
<b>PEUGEOT - BIPPER Tepee 04/08→</b>							
 <b>Radbremsszylinder</b>							
1.3 HDi 75 1.3 HDi 80 1.4 1.4 HDi	55 59 54 50	10/10→ 12/15→ 04/08→ 04/08→	➔			24.3220-1728.3 020509	Ø 20,64 ALU
<b>Zubehörsatz, Bremsbacken</b>							
1.3 HDi 75 1.3 HDi 80 1.4 1.4 HDi	55 59 54 50	10/10→ 12/15→ 04/08→ 04/08→	➔			03.0137-9309.2 669309	AP
			➔			03.0137-9310.2 669310	AP
			➔	→ 09/10		03.0137-9309.2 669309	AP
			➔	10/10→		03.0137-9310.2 669310	AP
 <b>Bremstrommel</b>							
1.3 HDi 75 1.3 HDi 80 1.4 HDi 1.4	55 59 50 54	10/10→ 12/15→ 04/08→ 04/08→	➔			24.0222-8038.1 480316	Ø 228,3 x 48 / 230
			➔			24.0220-2001.1 480307	Ø 203,0 x 48,5 / 204,7
 <b>Bremsbackensatz</b>							
1.3 HDi 75 1.3 HDi 80 1.4 1.4 HDi	55 59 54 50	10/10→ 12/15→ 04/08→ 04/08→	➔			03.0137-0493.2 650493 03.0521-0120.3 690120	AP Ø 228 x 42 + HEB AP Ø 228 x 42 Ø 20,64 + RZ / + Zub TopKit
			➔			03.0137-0479.2 650479 03.0520-9220.3 699220	AP Ø 203 x 38 + HEB AP Ø 203 x 38 Ø 20,64 + RZ / + Zub TopKit
			➔	10/10→		03.0137-0479.2 650479 03.0520-9220.3 699220	AP Ø 203 x 38 + HEB AP Ø 203 x 38 Ø 20,64 + RZ / + Zub TopKit
			➔	→ 09/10		03.0137-0493.2 650493 03.0521-0120.3 690120	AP Ø 228 x 42 + HEB AP Ø 228 x 42 Ø 20,64 + RZ / + Zub TopKit
<b>PEUGEOT - BOXER Bus 09/05→</b>							
 <b>Bremsbackensatz, Feststellbremse</b>							
2.0 BlueHDi 110 2.0 BlueHDi 130 2.0 BlueHDi 160 2.2 HDi 100 2.2 HDi 110 2.2 HDi 120 2.2 HDi 130 2.2 HDi 150 3.0 HDi 145 3.0 HDi 160 3.0 HDi 175	81 96 120 74 81 88 96 110 107 116 130	07/15→ 07/15→ 07/15→ 04/06→ 03/11→ 04/06→ 03/11→ 03/11→ 04/10→ 04/06→ 03/11→	➔			03.0137-4004.2 654004	Ø 172 x 42 + Zub
<b>PEUGEOT - BOXER Bus (230P) 03/94→04/02</b>							
 <b>Radbremsszylinder</b>							
1.9 D 1.9 TD 1.9 TD 4x4 2.0 i 2.0 i 4x4 2.5 D 2.5 D 4x4 2.5 DT 2.5 TD	51 66 68 68 80 80 63 63 62 76	03/94→04/02 08/94→04/02 03/94→04/02 07/96→04/02 03/94→04/02 08/96→04/02 08/94→04/02 07/96→04/02 10/97→11/01 07/94→04/02	➔	→ 10/01; Nutzlast [kg]: 1.000 11/01→ 03/02; Nutzlast [kg]: 1.000 → 10/01; Nutzlast ab [kg] 1.000 Nutzlast bis [kg] 1.400 11/01→ 03/02; Nutzlast ab [kg] 1.000 Nutzlast bis [kg] 1.400 → 10/01; Nutzlast ab [kg] 1.000 Nutzlast bis [kg] 1.400 → 10/01; Nutzlast [kg]: 1.800 → 10/01; Nutzlast [kg]: 1.400 11/01→ 03/02; Nutzlast [kg]: 1.400 → 10/01; Nutzlast [kg]: 1.800 → 10/01; Nutzlast [kg]: 1.400 11/01→; Nutzlast [kg]: 1.400 → 10/01; Nutzlast [kg]: 1.800 08/94→ 10/01; Nutzlast [kg]: 1.400 11/01→ 03/02; Nutzlast [kg]: 1.400		24.3225-1701.3 020399 24.3226-1702.3 020469 24.3225-1701.3 020399 24.3226-1702.3 020469 24.3225-1701.3 020399 24.3226-1702.3 020469 24.3228-1701.3 020401 24.3225-1701.3 020399 24.3226-1702.3 020469 24.3228-1701.3 020401 24.3225-1701.3 020399 24.3226-1702.3 020469 24.3226-1702.3 020469 24.3228-1701.3 020401 24.3225-1701.3 020399 24.3226-1702.3 020469 24.3226-1702.3 020469	Ø 25,4 GG Ø 26,99 GG Ø 25,4 GG Ø 26,99 GG Ø 25,4 GG Ø 26,99 GG Ø 28,57 GG Ø 25,4 GG Ø 26,99 GG Ø 28,57 GG Ø 25,4 GG Ø 26,99 GG Ø 26,99 GG Ø 28,57 GG Ø 25,4 GG Ø 26,99 GG Ø 26,99 GG
↓							

	kw				!#		
<b>PEUGEOT - BOXER Bus (230P) 03/94→04/02</b>							
<b> Radbremszylinder</b>							
2.5 TD	76	07/94→04/02	➡	08/94→ 10/01; Nutzlast [kg]: 1.800		24.3228-1701.3 020401	Ø 28,57 GG
2.5 TD 4x4	76	07/96→04/02	➡	→ 10/01; Nutzlast [kg]: 1.400		24.3226-1702.3 020469	Ø 26,99 GG
2.5 TDI	79	01/97→04/02	➡	11/01→ 03/02; Nutzlast [kg]: 1.400		24.3226-1702.3 020469	Ø 26,99 GG
2.5 TDI 4x4	79	01/97→04/02	➡	→ 10/01; Nutzlast [kg]: 1.800		24.3228-1701.3 020401	Ø 28,57 GG
2.8 HDI	94	11/00→04/02	➡	→ 10/01; Nutzlast [kg]: 1.800		24.3228-1701.3 020401	Ø 28,57 GG
2.8 D	64	01/99→02/02	➡	→ S 16206253; Nutzlast [kg]: 1.400		24.3225-1701.3 020399	Ø 25,4 GG
			➡	S 16204256→; Nutzlast [kg]: 1.400		24.3226-1702.3 020469	Ø 26,99 GG
			➡	→ S 16209999; Nutzlast [kg]: 1.800		24.3228-1701.3 020401	Ø 28,57 GG
2.8 HDi 4x4	94	10/00→04/02	➡	→ S 16206253; Nutzlast ab [kg] 1.000 Nutzlast bis [kg] 1.400		24.3225-1701.3 020399	Ø 25,4 GG
			➡	S 16204256→; → 03/02; Nutzlast ab [kg] 1.000 Nutzlast bis [kg] 1.400		24.3226-1702.3 020469	Ø 26,99 GG
			➡	→ S 16209999; Nutzlast [kg]: 1.800		24.3228-1701.3 020401	Ø 28,57 GG
2.8 HDi Allrad	93	10/00→11/01	➡	→ S 16206253; Nutzlast ab [kg] 1.000 Nutzlast bis [kg] 1.400		24.3225-1701.3 020399	Ø 25,4 GG
			➡	S 16204256→; Nutzlast ab [kg] 1.000 Nutzlast bis [kg] 1.400		24.3226-1702.3 020469	Ø 26,99 GG
			➡	→ S 16209999; Nutzlast [kg]: 1.800		24.3228-1701.3 020401	Ø 28,57 GG
<b>Zubehörsatz, Bremsbacken</b>							
1.9 D	51	03/94→04/02	➡	→ 10/01; Nutzlast [kg]: 1.000		03.0137-9219.2 669219	TRW
			➡	11/01→ 03/02; Nutzlast [kg]: 1.000		03.0137-9285.2 669285	AP
1.9 TD	66	08/94→04/02	➡	→ 10/01; Nutzlast ab [kg] 1.000 Nutzlast bis [kg] 1.400		03.0137-9219.2 669219	TRW
1.9 TD	68	03/94→04/02	➡	→ 10/01; Nutzlast ab [kg] 1.000 Nutzlast bis [kg] 1.400		03.0137-9219.2 669219	TRW
1.9 TD 4x4	68	07/96→04/02	➡	11/01→ 03/02; Nutzlast ab [kg] 1.000 Nutzlast bis [kg] 1.400		03.0137-9285.2 669285	AP
2.0 i	80	03/94→04/02	➡	→ 10/01; Nutzlast [kg]: 1.800		03.0137-9219.2 669219	TRW
			➡	→ 10/01; Nutzlast ab [kg] 1.000 Nutzlast bis [kg] 1.400		03.0137-9219.2 669219	TRW
2.0 i 4x4	80	08/96→04/02	➡	11/01→ 03/02; Nutzlast ab [kg] 1.000 Nutzlast bis [kg] 1.400		03.0137-9285.2 669285	AP
2.5 D	63	08/94→04/02	➡	→ 10/01; Nutzlast [kg]: 1.400		03.0137-9219.2 669219	TRW
2.5 D 4x4	63	07/96→04/02	➡	→ 10/01; Nutzlast [kg]: 1.800		03.0137-9219.2 669219	TRW
2.5 TD 4x4	76	07/96→04/02	➡	→ 10/01; Nutzlast [kg]: 1.800		03.0137-9219.2 669219	TRW
2.5 TDI	79	01/97→04/02	➡	11/01→ 03/02; Nutzlast [kg]: 1.400		03.0137-9285.2 669285	AP
2.5 TDI 4x4	79	01/97→04/02	➡	→ 10/01; Nutzlast [kg]: 1.800		03.0137-9219.2 669219	TRW
2.8 HDI	94	11/00→04/02	➡	→ 10/01; Nutzlast [kg]: 1.800		03.0137-9219.2 669219	TRW
2.5 DT	62	10/97→11/01	➡	→ 10/01; Nutzlast [kg]: 1.400		03.0137-9219.2 669219	TRW
			➡	→ 10/01; Nutzlast [kg]: 1.800		03.0137-9219.2 669219	TRW
			➡	11/01→; Nutzlast [kg]: 1.400		03.0137-9285.2 669285	AP
2.5 TD	76	07/94→04/02	➡	08/94→ 10/01; Nutzlast [kg]: 1.400		03.0137-9219.2 669219	TRW
			➡	08/94→ 10/01; Nutzlast [kg]: 1.800		03.0137-9219.2 669219	TRW
			➡	11/01→ 03/02; Nutzlast [kg]: 1.400		03.0137-9285.2 669285	AP
2.8 D	64	01/99→02/02	➡	→ S 16206253; Nutzlast [kg]: 1.400		03.0137-9219.2 669219	TRW
			➡	→ S 16209999; Nutzlast [kg]: 1.800		03.0137-9219.2 669219	TRW
			➡	S 16204256→; Nutzlast [kg]: 1.400		03.0137-9285.2 669285	AP
2.8 HDi 4x4	94	10/00→04/02	➡	→ S 16206253; Nutzlast ab [kg] 1.000 Nutzlast bis [kg] 1.400		03.0137-9219.2 669219	TRW
			➡	→ S 16209999; Nutzlast ab [kg] 1.000 Nutzlast bis [kg] 1.400		03.0137-9219.2 669219	TRW
			➡	S 16204256→; → 03/02; Nutzlast ab [kg] 1.000 Nutzlast bis [kg] 1.400		03.0137-9285.2 669285	AP
2.8 HDi Allrad	93	10/00→11/01	➡	→ S 16206253; Nutzlast ab [kg] 1.000 Nutzlast bis [kg] 1.400		03.0137-9219.2 669219	TRW
			➡	→ S 16209999; Nutzlast ab [kg] 1.000 Nutzlast bis [kg] 1.400		03.0137-9219.2 669219	TRW
			➡	S 16204256→; Nutzlast ab [kg] 1.000 Nutzlast bis [kg] 1.400		03.0137-9285.2 669285	AP
<b> Bremstrommel</b>							
1.9 D	51	03/94→04/02	➡	→ 03/02; Nutzlast [kg]: 1.000		24.0225-4002.1 480048	Ø 254,0 x 64,4 / 255,6
1.9 TD	66	08/94→04/02	➡	→ 03/02; Nutzlast ab [kg] 1.000 Nutzlast bis [kg] 1.400		24.0225-4002.1 480048	Ø 254,0 x 64,4 / 255,6
1.9 TD	68	03/94→04/02	➡	→ 03/02; Nutzlast ab [kg] 1.000 Nutzlast bis [kg] 1.400		24.0225-4002.1 480048	Ø 254,0 x 64,4 / 255,6
1.9 TD 4x4	68	07/96→04/02	➡	→ 03/02; Nutzlast ab [kg] 1.000 Nutzlast bis [kg] 1.400		24.0225-4002.1 480048	Ø 254,0 x 64,4 / 255,6
↓							










	kw				!#		
<b>PEUGEOT - BOXER Bus (230P) 03/94→04/02</b>							
<b>Bremstrommel</b>							
2.0 i 2.0 i 4x4	80 80	03/94→04/02 08/96→04/02	➡	→ 03/02; Nutzlast ab [kg] 1.000 Nutzlast bis [kg] 1.400		24.0225-4002.1 480048	Ø 254,0 x 64,4 / 255,6
			➡	→ 10/01; Nutzlast [kg]: 1.800		24.0225-4005.1 480070	Ø 254,0 x 64,5 / 255,6
2.5 D 2.5 D 4x4	63 63	08/94→04/02 07/96→04/02	➡	→ 03/02; Nutzlast [kg]: 1.400		24.0225-4002.1 480048	Ø 254,0 x 64,4 / 255,6
2.5 TD 4x4	76	07/96→04/02	➡	→ 10/01; Nutzlast [kg]: 1.800		24.0225-4005.1 480070	Ø 254,0 x 64,5 / 255,6
2.5 TDI	79	01/97→04/02					
2.5 TDI 4x4	79	01/97→04/02					
2.8 HDI	94	11/00→04/02					
2.5 DT	62	10/97→11/01	➡	Nutzlast [kg]: 1.400		24.0225-4002.1 480048	Ø 254,0 x 64,4 / 255,6
			➡	→ 10/01; Nutzlast [kg]: 1.800		24.0225-4005.1 480070	Ø 254,0 x 64,5 / 255,6
2.5 TD	76	07/94→04/02	➡	08/94→ 03/02; Nutzlast [kg]: 1.400		24.0225-4002.1 480048	Ø 254,0 x 64,4 / 255,6
			➡	08/94→ 10/01; Nutzlast [kg]: 1.800		24.0225-4005.1 480070	Ø 254,0 x 64,5 / 255,6
2.8 D	64	01/99→02/02	➡	Nutzlast [kg]: 1.400		24.0225-4002.1 480048	Ø 254,0 x 64,4 / 255,6
			➡	→ S 16209999; Nutzlast [kg]: 1.800		24.0225-4005.1 480070	Ø 254,0 x 64,5 / 255,6
2.8 HDi 4x4	94	10/00→04/02	➡	→ 03/02; Nutzlast ab [kg] 1.000 Nutzlast bis [kg] 1.400		24.0225-4002.1 480048	Ø 254,0 x 64,4 / 255,6
			➡	→ S 16209999; Nutzlast [kg]: 1.800		24.0225-4005.1 480070	Ø 254,0 x 64,5 / 255,6
2.8 HDi Allrad	93	10/00→11/01	➡	Nutzlast ab [kg] 1.000 Nutzlast bis [kg] 1.400		24.0225-4002.1 480048	Ø 254,0 x 64,4 / 255,6
			➡	→ S 16209999; Nutzlast [kg]: 1.800		24.0225-4005.1 480070	Ø 254,0 x 64,5 / 255,6
<b>Bremsbackensatz</b>							
1.9 D	51	03/94→04/02	➡	→ 10/01; Nutzlast [kg]: 1.000; nicht für Wohnmobile		03.0137-0333.2 650333 03.0520-0925.3 690925	TRW Ø 254 x 57 + HEB TRW Ø 254 x 57 Ø 25,4 + RZ / + Zub TopKit
			➡	11/01→ 03/02; Nutzlast [kg]: 1.000; nicht für Wohnmobile		03.0137-0432.2 650432 03.0520-0326.3 690326	AP Ø 254 x 57 + HEB AP Ø 254 x 57 Ø 26,99 + RZ / + Zub TopKit
1.9 TD 1.9 TD 1.9 TD 4x4	66 68 68	08/94→04/02 03/94→04/02 07/96→04/02	➡	→ 10/01; Nutzlast ab [kg] 1.000 Nutzlast bis [kg] 1.400; nicht für Wohnmobile		03.0137-0333.2 650333 03.0520-0925.3 690925	TRW Ø 254 x 57 + HEB TRW Ø 254 x 57 Ø 25,4 + RZ / + Zub TopKit
			➡	11/01→ 03/02; Nutzlast ab [kg] 1.000 Nutzlast bis [kg] 1.400; nicht für Wohnmobile		03.0137-0432.2 650432 03.0520-0326.3 690326	AP Ø 254 x 57 + HEB AP Ø 254 x 57 Ø 26,99 + RZ / + Zub TopKit
2.0 i 2.0 i 4x4	80 80	03/94→04/02 08/96→04/02	➡	→ 10/01; Nutzlast ab [kg] 1.000 Nutzlast bis [kg] 1.400; nicht für Wohnmobile		03.0137-0333.2 650333 03.0520-0925.3 690925	TRW Ø 254 x 57 + HEB TRW Ø 254 x 57 Ø 25,4 + RZ / + Zub TopKit
			➡	→ 10/01; Nutzlast [kg]: 1.800; nicht für Wohnmobile		03.0137-0334.2 650334 03.0520-0728.3 690728	TRW Ø 254 x 57 + HEB TRW Ø 254 x 57 Ø 28,57 + RZ / + Zub TopKit
			➡	11/01→ 03/02; Nutzlast ab [kg] 1.000 Nutzlast bis [kg] 1.400; nicht für Wohnmobile		03.0137-0432.2 650432 03.0520-0326.3 690326	AP Ø 254 x 57 + HEB AP Ø 254 x 57 Ø 26,99 + RZ / + Zub TopKit
2.5 D 2.5 D 4x4	63 63	08/94→04/02 07/96→04/02	➡	→ 10/01; Nutzlast [kg]: 1.400; nicht für Wohnmobile		03.0137-0333.2 650333 03.0520-0925.3 690925	TRW Ø 254 x 57 + HEB TRW Ø 254 x 57 Ø 25,4 + RZ / + Zub TopKit
			➡	→ 10/01; Nutzlast [kg]: 1.800; nicht für Wohnmobile		03.0137-0334.2 650334 03.0520-0728.3 690728	TRW Ø 254 x 57 + HEB TRW Ø 254 x 57 Ø 28,57 + RZ / + Zub TopKit
			➡	11/01→ 03/02; Nutzlast [kg]: 1.400; nicht für Wohnmobile		03.0137-0432.2 650432 03.0520-0326.3 690326	AP Ø 254 x 57 + HEB AP Ø 254 x 57 Ø 26,99 + RZ / + Zub TopKit
2.5 DT	62	10/97→11/01	➡	→ 10/01; Nutzlast [kg]: 1.400; nicht für Wohnmobile		03.0137-0333.2 650333 03.0520-0925.3 690925	TRW Ø 254 x 57 + HEB TRW Ø 254 x 57 Ø 25,4 + RZ / + Zub TopKit
			➡	→ 10/01; Nutzlast [kg]: 1.800; nicht für Wohnmobile		03.0137-0334.2 650334 03.0520-0728.3 690728	TRW Ø 254 x 57 + HEB TRW Ø 254 x 57 Ø 28,57 + RZ / + Zub TopKit
			➡	11/01→; Nutzlast [kg]: 1.400; nicht für Wohnmobile		03.0137-0432.2 650432 03.0520-0326.3 690326	AP Ø 254 x 57 + HEB AP Ø 254 x 57 Ø 26,99 + RZ / + Zub TopKit
2.5 TD	76	07/94→04/02	➡	08/94→ 10/01; Nutzlast [kg]: 1.400; nicht für Wohnmobile		03.0137-0333.2 650333 03.0520-0226.3 690226	TRW Ø 254 x 57 + HEB TRW Ø 254 x 57 Ø 26,99 + RZ / + Zub TopKit
			➡	08/94→ 10/01; Nutzlast [kg]: 1.800; nicht für Wohnmobile		03.0137-0334.2 650334	TRW Ø 254 x 57 + HEB

	kw				!#		
<b>PEUGEOT - BOXER Bus (230P) 03/94→04/02</b>							
<b>Bremsbackensatz</b>							
2.5 TD	76	07/94→04/02	➡	08/94→ 10/01; Nutzlast [kg]: 1.800; nicht für Wohnmobile		03.0520-0728.3 690728	TRW Ø 254 x 57 Ø 28,57 + RZ / + Zub TopKit
			➡	11/01→ 03/02; Nutzlast [kg]: 1.400; nicht für Wohnmobile		03.0137-0432.2 650432 03.0520-0326.3 690326	AP Ø 254 x 57 + HEB AP Ø 254 x 57 Ø 26,99 + RZ / + Zub TopKit
2.5 TD 4x4 2.5 TDI 2.5 TDI 4x4 2.8 HDI	76 79 79 94	07/96→04/02 01/97→04/02 01/97→04/02 11/00→04/02	➡	→ 10/01; Nutzlast [kg]: 1.400; nicht für Wohnmobile		03.0137-0333.2 650333 03.0520-0226.3 690226	TRW Ø 254 x 57 + HEB TRW Ø 254 x 57 Ø 26,99 + RZ / + Zub TopKit
			➡	→ 10/01; Nutzlast [kg]: 1.800; nicht für Wohnmobile		03.0137-0334.2 650334 03.0520-0728.3 690728	TRW Ø 254 x 57 + HEB TRW Ø 254 x 57 Ø 28,57 + RZ / + Zub TopKit
			➡	11/01→ 03/02; Nutzlast [kg]: 1.400; nicht für Wohnmobile		03.0137-0432.2 650432 03.0520-0326.3 690326	AP Ø 254 x 57 + HEB AP Ø 254 x 57 Ø 26,99 + RZ / + Zub TopKit
2.8 D	64	01/99→02/02	➡	→ S 16206253; Nutzlast [kg]: 1.400; nicht für Wohnmobile		03.0137-0333.2 650333	TRW Ø 254 x 57 + HEB
			➡	→ S 16209999; Nutzlast [kg]: 1.800; nicht für Wohnmobile		03.0137-0334.2 650334	TRW Ø 254 x 57 + HEB
			➡	S 16204256→; Nutzlast [kg]: 1.400; nicht für Wohnmobile		03.0137-0432.2 650432	AP Ø 254 x 57 + HEB
2.8 HDi 4x4	94	10/00→04/02	➡	→ S 16206253; Nutzlast ab [kg] 1.000 Nutzlast bis [kg] 1.400; nicht für Wohnmobile		03.0137-0333.2 650333	TRW Ø 254 x 57 + HEB
			➡	→ S 16209999; Nutzlast ab [kg] 1.000 Nutzlast bis [kg] 1.400; nicht für Wohnmobile		03.0137-0334.2 650334	TRW Ø 254 x 57 + HEB
			➡	S 16204256→; → 03/02; Nutzlast ab [kg] 1.000 Nutzlast bis [kg] 1.400; nicht für Wohnmobile		03.0137-0432.2 650432	AP Ø 254 x 57 + HEB
2.8 HDi Allrad	93	10/00→11/01	➡	→ S 16206253; Nutzlast ab [kg] 1.000 Nutzlast bis [kg] 1.400; nicht für Wohnmobile		03.0137-0333.2 650333	TRW Ø 254 x 57 + HEB
			➡	→ S 16209999; Nutzlast ab [kg] 1.000 Nutzlast bis [kg] 1.400; nicht für Wohnmobile		03.0137-0334.2 650334	TRW Ø 254 x 57 + HEB
			➡	S 16204256→; Nutzlast ab [kg] 1.000 Nutzlast bis [kg] 1.400; nicht für Wohnmobile		03.0137-0432.2 650432	AP Ø 254 x 57 + HEB
<b>Seilzug, Feststellbremse</b>							
1.9 D	51	03/94→04/02	➡	⚠; → S 16158427; Nutzlast [kg]: 1.000; Scheiben/Trommel	1	24.3727-0345.2 580345	L= 3.045
			➡	⚠; S 16158428→; → 03/02; Nutzlast [kg]: 1.000; Scheiben/Trommel	1	24.3727-0350.2 580350	L= 2.827
1.9 TD 1.9 TD	66 68	08/94→04/02 03/94→04/02	➡	⚠; → S 16158427; Nutzlast ab [kg] 1.000 Nutzlast bis [kg] 1.400; Scheiben/Trommel	1	24.3727-0345.2 580345	L= 3.045
			➡	⚠; S 16158428→; → 03/02; Nutzlast ab [kg] 1.000 Nutzlast bis [kg] 1.400; Scheiben/Trommel	1	24.3727-0350.2 580350	L= 2.827
2.0 i	80	03/94→04/02	➡	⚠; → S 16158427; Nutzlast ab [kg] 1.000 Nutzlast bis [kg] 1.800; Scheiben/Trommel	1	24.3727-0345.2 580345	L= 3.045
			➡	⚠; S 16158428→; → 03/02; Nutzlast ab [kg] 1.000 Nutzlast bis [kg] 1.800; Scheiben/Trommel	1	24.3727-0350.2 580350	L= 2.827
2.5 D 2.5 TDI 2.8 HDI	63 79 94	08/94→04/02 01/97→04/02 11/00→04/02	➡	⚠; → S 16158427; Nutzlast ab [kg] 1.400 Nutzlast bis [kg] 1.800; Scheiben/Trommel	1	24.3727-0345.2 580345	L= 3.045
			➡	⚠; S 16158428→; → 03/02; Nutzlast ab [kg] 1.400 Nutzlast bis [kg] 1.800; Scheiben/Trommel	1	24.3727-0350.2 580350	L= 2.827
2.5 DT 2.8 D	62 64	10/97→11/01 01/99→02/02	➡	⚠; → S 16158427; Nutzlast ab [kg] 1.400 Nutzlast bis [kg] 1.800; Scheiben/Trommel	1	24.3727-0345.2 580345	L= 3.045
			➡	⚠; S 16158428→; Nutzlast ab [kg] 1.400 Nutzlast bis [kg] 1.800; Scheiben/Trommel	1	24.3727-0350.2 580350	L= 2.827
2.5 TD	76	07/94→04/02	➡	⚠; 08/94→; → S 16158427; Nutzlast ab [kg] 1.400 Nutzlast bis [kg] 1.800; Scheiben/Trommel	1	24.3727-0345.2 580345	L= 3.045
			➡	⚠; S 16158428→; → 03/02; Nutzlast ab [kg] 1.400 Nutzlast bis [kg] 1.800; Scheiben/Trommel	1	24.3727-0350.2 580350	L= 2.827
↓							














	kw				!#		
<b>PEUGEOT - BOXER Bus (230P) 03/94→04/02</b>							
 <b>Seilzug, Feststellbremse</b>							
2.8 HDi	93	10/00→11/01	➔	☒; 11/00→; → S 16158427; Nutzlast ab [kg] 1.400 Nutzlast bis [kg] 1.800; Scheiben/Trommel	1	24.3727-0345.2 580345	L= 3.045
			➔	☒; S 16158428→; Nutzlast ab [kg] 1.400 Nutzlast bis [kg] 1.800; Scheiben/Trommel	1	24.3727-0350.2 580350	L= 2.827
<b>PEUGEOT - BOXER Bus (244, Z_) 12/01→</b>							
 <b>Radbremszylinder</b>							
2.0	81	04/02→	➔	→ 03/06; Nutzlast ab [kg] 1.000 Nutzlast bis [kg] 1.400		24.3226-1702.3 020469	Ø 26,99 GG
2.0 HDi	62	04/02→					
2.2 HDi	74	04/02→					
2.8 HDi	94	04/02→					
2.8 HDi	107	04/04→					
2.8 HDi 4x4	94	04/02→					
2.0 BiFuel	81	12/01→06/06	➔	04/02→ 03/06; Nutzlast ab [kg] 1.000 Nutzlast bis [kg] 1.400		24.3226-1702.3 020469	Ø 26,99 GG
<b>Zubehörsatz, Bremsbacken</b>							
2.0	81	04/02→	➔	→ 03/06; Nutzlast ab [kg] 1.000 Nutzlast bis [kg] 1.400		03.0137-9285.2 669285	AP
2.0 HDi	62	04/02→					
2.2 HDi	74	04/02→					
2.8 HDi	94	04/02→					
2.8 HDi	107	04/04→					
2.8 HDi 4x4	94	04/02→					
2.0 BiFuel	81	12/01→06/06	➔	04/02→ 03/06; Nutzlast ab [kg] 1.000 Nutzlast bis [kg] 1.400		03.0137-9285.2 669285	AP
 <b>Bremstrommel</b>							
2.0	81	04/02→	➔	→ 03/06; Nutzlast ab [kg] 1.000 Nutzlast bis [kg] 1.400		24.0225-4002.1 480048	Ø 254,0 x 64,4 / 255,6
2.0 HDi	62	04/02→					
2.2 HDi	74	04/02→					
2.8 HDi	94	04/02→					
2.8 HDi	107	04/04→					
2.8 HDi 4x4	94	04/02→					
2.0 BiFuel	81	12/01→06/06	➔	04/02→ 03/06; Nutzlast ab [kg] 1.000 Nutzlast bis [kg] 1.400		24.0225-4002.1 480048	Ø 254,0 x 64,4 / 255,6
 <b>Bremssackensatz</b>							
2.0	81	04/02→	➔	→ 03/06; Nutzlast ab [kg] 1.000 Nutzlast bis [kg] 1.400; nicht für Wohnmobile		03.0137-0432.2 650432	AP Ø 254 x 57 + HEB
2.0 HDi	62	04/02→				03.0520-0326.3 690326	AP Ø 254 x 57 Ø 26,99 + RZ / + Zub TopKit
2.2 HDi	74	04/02→					
2.8 HDi	94	04/02→					
2.8 HDi	107	04/04→					
2.8 HDi 4x4	94	04/02→					
2.0 BiFuel	81	12/01→06/06	➔	04/02→ 03/06; Nutzlast ab [kg] 1.000 Nutzlast bis [kg] 1.400; nicht für Wohnmobile		03.0137-0432.2 650432	AP Ø 254 x 57 + HEB
						03.0520-0326.3 690326	AP Ø 254 x 57 Ø 26,99 + RZ / + Zub TopKit
 <b>Bremssackensatz, Feststellbremse</b>							
2.0	81	04/02→	➔	→ 03/06; Nutzlast ab [kg] 1.000 Nutzlast bis [kg] 1.800; - Stützlager		03.0137-4002.2 654002	Ø 172 x 42 + Zub
2.0 HDi	62	04/02→					
2.2 HDi	74	04/02→					
2.8 HDi	94	04/02→					
2.8 HDi	107	04/04→					
2.8 HDi 4x4	94	04/02→					
2.0 BiFuel	81	12/01→06/06	➔	04/02→ 03/06; Nutzlast ab [kg] 1.000 Nutzlast bis [kg] 1.800; - Stützlager		03.0137-4002.2 654002	Ø 172 x 42 + Zub
 <b>Seilzug, Feststellbremse</b>							
2.0	81	04/02→	←	☒; → 03/06; Nutzlast ab [kg] 1.000 Nutzlast bis [kg] 1.800; Trommelbremse	1	24.3727-0300.2 580300	L= 1.078
2.0 HDi	62	04/02→					
2.2 HDi	74	04/02→	←	☒; S 17103013→; → 03/06; für Linkslenker; Nutzlast ab [kg] 1.000 Nutzlast bis [kg] 1.800; Scheibenbremse	1	24.3727-0300.2 580300	L= 1.078
2.8 HDi	94	04/02→					
2.8 HDi	107	04/04→	←	☒; → S 17103012; Nutzlast ab [kg] 1.000 Nutzlast bis [kg] 1.800; Scheibenbremse	1	24.3727-0300.2 580300	L= 1.078
			➔	☒; → 03/06; Nutzlast ab [kg] 1.000 Nutzlast bis [kg] 1.800; Trommelbremse	1	24.3727-0343.2 580343	L= 2.827
			➔	☒; → S 17103012; Nutzlast ab [kg] 1.000 Nutzlast bis [kg] 1.800; Scheibenbremse	1	24.3727-0348.2 580348	L= 2.715
2.8 HDi 4x4	94	04/02→	←	☒; S 17103013→; → 03/06; Nutzlast ab [kg] 1.000 Nutzlast bis [kg] 1.800; Scheibenbremse	1	24.3727-0562.2 580562	L= 1.059
↓							




















	kw				!#		
<b>PEUGEOT - BOXER Bus (244, Z_) 12/01→</b>							
 <b>Seilzug, Feststellbremse</b>							
2.8 HDi 4x4	94	04/02→	←	↑; → S 17103012; Nutzlast ab [kg] 1.000 Nutzlast bis [kg] 1.800; Scheibenbremse	1	24.3727-0562.2 580562	L= 1.059
			→	↓; → S 17103012; Nutzlast ab [kg] 1.000 Nutzlast bis [kg] 1.800; Scheibenbremse	1	24.3727-0348.2 580348	L= 2.715
<b>PEUGEOT - BOXER Kasten 04/06→</b>							
 <b>Bremsbackensatz, Feststellbremse</b>							
2.0 BlueHDi 110 2.0 BlueHDi 130 2.0 BlueHDi 160 2.2 HDi 100 2.2 HDi 110 2.2 HDi 120 2.2 HDi 130 2.2 HDi 150 3.0 D 3.0 HDi 3.0 HDi 145 3.0 HDi 160 3.0 HDi 175	81 96 120 74 81 88 96 110 116 115 107 116 130	07/15→ 07/15→ 07/15→ 04/06→ 03/11→ 04/06→ 03/11→ 03/11→ 09/08→12/09 07/06→ 04/10→ 04/06→ 03/11→	→			03.0137-4004.2 654004	Ø 172 x 42 + Zub
<b>PEUGEOT - BOXER Kasten (230L) 03/94→06/03</b>							
 <b>Radbremszylinder</b>							
1.9 D 1.9 D	50 51	07/99→04/02 03/94→04/02	→	→ 10/01; Nutzlast [kg]: 1.000		24.3225-1701.3 020399	Ø 25,4 GG
			→	11/01→ 03/02; Nutzlast [kg]: 1.000		24.3226-1702.3 020469	Ø 26,99 GG
1.9 DT 4x4	66	03/96→09/98	→	Nutzlast ab [kg] 1.000 Nutzlast bis [kg] 1.400		24.3225-1701.3 020399	Ø 25,4 GG
1.9 TD 1.9 TD	66 68	07/99→04/02 03/94→04/02	→	→ 10/01; Nutzlast ab [kg] 1.000 Nutzlast bis [kg] 1.400		24.3225-1701.3 020399	Ø 25,4 GG
			→	11/01→ 03/02; Nutzlast ab [kg] 1.000 Nutzlast bis [kg] 1.400		24.3226-1702.3 020469	Ø 26,99 GG
2.0 4x4	80	03/96→09/98	→	Nutzlast ab [kg] 1.000 Nutzlast bis [kg] 1.400		24.3225-1701.3 020399	Ø 25,4 GG
			→	Nutzlast [kg]: 1.800		24.3228-1701.3 020401	Ø 28,57 GG
2.0 HDi 2.0 i	62 80	08/01→04/02 06/94→04/02	→	→ 10/01; Nutzlast ab [kg] 1.000 Nutzlast bis [kg] 1.400		24.3225-1701.3 020399	Ø 25,4 GG
			→	11/01→ 03/02; Nutzlast ab [kg] 1.000 Nutzlast bis [kg] 1.400		24.3226-1702.3 020469	Ø 26,99 GG
			→	→ 10/01; Nutzlast [kg]: 1.800		24.3228-1701.3 020401	Ø 28,57 GG
2.5 D 2.5 D 4x4	63 63	03/94→04/02 07/99→04/02	→	→ 10/01; Nutzlast [kg]: 1.400		24.3225-1701.3 020399	Ø 25,4 GG
			→	11/01→ 03/02; Nutzlast [kg]: 1.400		24.3226-1702.3 020469	Ø 26,99 GG
			→	→ 10/01; Nutzlast [kg]: 1.800		24.3228-1701.3 020401	Ø 28,57 GG
2.5 DT	62	10/97→11/01	→	→ 10/01; Nutzlast [kg]: 1.400		24.3225-1701.3 020399	Ø 25,4 GG
			→	11/01→; Nutzlast [kg]: 1.400		24.3226-1702.3 020469	Ø 26,99 GG
			→	→ 10/01; Nutzlast [kg]: 1.800		24.3228-1701.3 020401	Ø 28,57 GG
2.5 TD 2.5 TDI 2.5 TDI 4x4 2.8 HDi	76 79 79 94	03/94→04/02 01/97→04/02 07/99→04/02 11/00→04/02	→	→ 10/01; Nutzlast [kg]: 1.400		24.3226-1702.3 020469	Ø 26,99 GG
			→	11/01→ 03/02; Nutzlast [kg]: 1.400		24.3226-1702.3 020469	Ø 26,99 GG
			→	→ 10/01; Nutzlast [kg]: 1.800		24.3228-1701.3 020401	Ø 28,57 GG
2.8 D	64	01/99→02/02	→	→ S 16206253; Nutzlast [kg]: 1.400		24.3225-1701.3 020399	Ø 25,4 GG
			→	S 16204256→; Nutzlast [kg]: 1.400		24.3226-1702.3 020469	Ø 26,99 GG
			→	→ S 16209999; Nutzlast [kg]: 1.800		24.3228-1701.3 020401	Ø 28,57 GG
2.8 HDi 4x4	93	10/00→11/01	→	11/01→; Nutzlast [kg]: 1.400		24.3226-1702.3 020469	Ø 26,99 GG
			→	→ 10/01; Nutzlast [kg]: 1.800		24.3228-1701.3 020401	Ø 28,57 GG
2.8 HDi 4x4	94	10/00→04/02	→	11/01→ 03/02; Nutzlast [kg]: 1.400		24.3226-1702.3 020469	Ø 26,99 GG
			→	→ 10/01; Nutzlast [kg]: 1.800		24.3228-1701.3 020401	Ø 28,57 GG
<b>Zubehörsatz, Bremsbacken</b>							
1.9 D 1.9 D	50 51	07/99→04/02 03/94→04/02	→	→ 10/01; Nutzlast [kg]: 1.000		03.0137-9219.2 669219	TRW
			→	11/01→ 03/02; Nutzlast [kg]: 1.000		03.0137-9285.2 669285	AP
1.9 DT 4x4	66	03/96→09/98	→	Nutzlast ab [kg] 1.000 Nutzlast bis [kg] 1.400		03.0137-9219.2 669219	TRW
1.9 TD 1.9 TD	66 68	07/99→04/02 03/94→04/02	→	→ 10/01; Nutzlast ab [kg] 1.000 Nutzlast bis [kg] 1.400		03.0137-9219.2 669219	TRW
↓							















	kw			!#			
<b>PEUGEOT - BOXER Kasten (230L) 03/94→06/03</b>							
<b>Zubehörsatz, Bremsbacken</b>							
1.9 TD	66	07/99→04/02	➡	11/01→ 03/02; Nutzlast ab [kg] 1.000	03.0137-9285.2	669285	AP
1.9 TD	68	03/94→04/02		Nutzlast bis [kg] 1.400			
2.0 4x4	80	03/96→09/98	➡	Nutzlast ab [kg] 1.000 Nutzlast bis [kg] 1.400	03.0137-9219.2	669219	TRW
			➡	Nutzlast [kg]: 1.800	03.0137-9219.2	669219	TRW
2.0 HDI	62	08/01→04/02	➡	→ 10/01; Nutzlast [kg]: 1.800	03.0137-9219.2	669219	TRW
2.0 i	80	06/94→04/02	➡	→ 10/01; Nutzlast ab [kg] 1.000 Nutzlast bis [kg] 1.400	03.0137-9219.2	669219	TRW
			➡	11/01→ 03/02; Nutzlast ab [kg] 1.000 Nutzlast bis [kg] 1.400	03.0137-9285.2	669285	AP
2.5 D	63	03/94→04/02	➡	→ 10/01; Nutzlast [kg]: 1.400	03.0137-9219.2	669219	TRW
2.5 D 4x4	63	07/99→04/02					
2.5 TD	76	03/94→04/02	➡	→ 10/01; Nutzlast [kg]: 1.800	03.0137-9219.2	669219	TRW
2.5 TDI	79	01/97→04/02					
2.5 TDI 4x4	79	07/99→04/02	➡	11/01→ 03/02; Nutzlast [kg]: 1.400	03.0137-9285.2	669285	AP
2.8 HDI	94	11/00→04/02					
2.8 HDi 4x4	94	10/00→04/02					
2.5 DT	62	10/97→11/01	➡	→ 10/01; Nutzlast [kg]: 1.400	03.0137-9219.2	669219	TRW
2.8 HDi 4x4	93	10/00→11/01	➡	→ 10/01; Nutzlast [kg]: 1.800	03.0137-9219.2	669219	TRW
			➡	11/01→; Nutzlast [kg]: 1.400	03.0137-9285.2	669285	AP
2.8 D	64	01/99→02/02	➡	→ S 16206253; Nutzlast [kg]: 1.400	03.0137-9219.2	669219	TRW
			➡	→ S 16209999; Nutzlast [kg]: 1.800	03.0137-9219.2	669219	TRW
			➡	S 16204256→; Nutzlast [kg]: 1.400	03.0137-9285.2	669285	AP
<b>Bremstrommel</b>							
1.9 D	50	07/99→04/02	➡	→ 03/02; Nutzlast [kg]: 1.000	24.0225-4002.1	480048	Ø 254,0 x 64,4 / 255,6
1.9 D	51	03/94→04/02					
1.9 DT 4x4	66	03/96→09/98	➡	Nutzlast ab [kg] 1.000 Nutzlast bis [kg] 1.400	24.0225-4002.1	480048	Ø 254,0 x 64,4 / 255,6
1.9 TD	66	07/99→04/02	➡	→ 03/02; Nutzlast ab [kg] 1.000 Nutzlast bis [kg] 1.400	24.0225-4002.1	480048	Ø 254,0 x 64,4 / 255,6
1.9 TD	68	03/94→04/02					
2.0 4x4	80	03/96→09/98	➡	Nutzlast ab [kg] 1.000 Nutzlast bis [kg] 1.400	24.0225-4002.1	480048	Ø 254,0 x 64,4 / 255,6
			➡	Nutzlast [kg]: 1.800	24.0225-4005.1	480070	Ø 254,0 x 64,5 / 255,6
2.0 HDI	62	08/01→04/02	➡	→ 03/02; Nutzlast ab [kg] 1.000 Nutzlast bis [kg] 1.400	24.0225-4002.1	480048	Ø 254,0 x 64,4 / 255,6
2.0 i	80	06/94→04/02	➡	→ 10/01; Nutzlast [kg]: 1.800	24.0225-4005.1	480070	Ø 254,0 x 64,5 / 255,6
2.5 D	63	03/94→04/02	➡	→ 03/02; Nutzlast [kg]: 1.400	24.0225-4002.1	480048	Ø 254,0 x 64,4 / 255,6
2.5 D 4x4	63	07/99→04/02					
2.5 TD	76	03/94→04/02	➡	→ 10/01; Nutzlast [kg]: 1.800	24.0225-4005.1	480070	Ø 254,0 x 64,5 / 255,6
2.5 TDI	79	01/97→04/02					
2.5 TDI 4x4	79	07/99→04/02					
2.8 HDI	94	11/00→04/02					
2.8 HDi 4x4	94	10/00→04/02					
2.5 DT	62	10/97→11/01	➡	Nutzlast [kg]: 1.400	24.0225-4002.1	480048	Ø 254,0 x 64,4 / 255,6
2.8 HDi 4x4	93	10/00→11/01	➡	→ 10/01; Nutzlast [kg]: 1.800	24.0225-4005.1	480070	Ø 254,0 x 64,5 / 255,6
2.8 D	64	01/99→02/02	➡	Nutzlast [kg]: 1.400	24.0225-4002.1	480048	Ø 254,0 x 64,4 / 255,6
			➡	→ S 16209999; Nutzlast [kg]: 1.800	24.0225-4005.1	480070	Ø 254,0 x 64,5 / 255,6
<b>Bremsbackensatz</b>							
1.9 D	50	07/99→04/02	➡	→ 10/01; Nutzlast [kg]: 1.000; nicht für Wohnmobile	03.0137-0333.2	650333	TRW Ø 254 x 57 + HEB
1.9 D	51	03/94→04/02			03.0520-0925.3	690925	TRW Ø 254 x 57 Ø 25,4 + RZ / + Zub TopKit
			➡	11/01→ 03/02; Nutzlast [kg]: 1.000; nicht für Wohnmobile	03.0137-0432.2	650432	AP Ø 254 x 57 + HEB
					03.0520-0326.3	690326	AP Ø 254 x 57 Ø 26,99 + RZ / + Zub TopKit
1.9 DT 4x4	66	03/96→09/98	➡	Nutzlast ab [kg] 1.000 Nutzlast bis [kg] 1.400; nicht für Wohnmobile	03.0137-0333.2	650333	TRW Ø 254 x 57 + HEB
					03.0520-0925.3	690925	TRW Ø 254 x 57 Ø 25,4 + RZ / + Zub TopKit
1.9 TD	66	07/99→04/02	➡	→ 10/01; Nutzlast ab [kg] 1.000 Nutzlast bis [kg] 1.400; nicht für Wohnmobile	03.0137-0333.2	650333	TRW Ø 254 x 57 + HEB
1.9 TD	68	03/94→04/02			03.0520-0925.3	690925	TRW Ø 254 x 57 Ø 25,4 + RZ / + Zub TopKit
			➡	11/01→ 03/02; Nutzlast ab [kg] 1.000 Nutzlast bis [kg] 1.400; nicht für Wohnmobile	03.0137-0432.2	650432	AP Ø 254 x 57 + HEB
					03.0520-0326.3	690326	AP Ø 254 x 57 Ø 26,99 + RZ / + Zub TopKit
2.0 4x4	80	03/96→09/98	➡	Nutzlast ab [kg] 1.000 Nutzlast bis [kg] 1.400; nicht für Wohnmobile	03.0137-0333.2	650333	TRW Ø 254 x 57 + HEB
					03.0520-0925.3	690925	TRW Ø 254 x 57 Ø 25,4 + RZ / + Zub TopKit







	kw				!#		
<b>PEUGEOT - BOXER Kasten (230L) 03/94→06/03</b>							
<b>Bremsbackensatz</b>							
2.0 4x4	80	03/96→09/98	➡	Nutzlast [kg]: 1.800; nicht für Wohnmobile		03.0137-0334.2 650334 03.0520-0728.3 690728	TRW Ø 254 x 57 + HEB + RZ / + Zub TopKit
2.0 HDI 2.0 i	62 80	08/01→04/02 06/94→04/02	➡	→ 10/01; Nutzlast ab [kg] 1.000 Nutzlast bis [kg] 1.400; nicht für Wohnmobile		03.0137-0333.2 650333 03.0520-0925.3 690925	TRW Ø 254 x 57 + HEB TRW Ø 254 x 57 Ø 25,4 + RZ / + Zub TopKit
			➡	→ 10/01; Nutzlast [kg]: 1.800; nicht für Wohnmobile		03.0137-0334.2 650334 03.0520-0728.3 690728	TRW Ø 254 x 57 + HEB TRW Ø 254 x 57 Ø 28,57 + RZ / + Zub TopKit
			➡	11/01→ 03/02; Nutzlast ab [kg] 1.000 Nutzlast bis [kg] 1.400; nicht für Wohnmobile		03.0137-0432.2 650432 03.0520-0326.3 690326	AP Ø 254 x 57 + HEB AP Ø 254 x 57 Ø 26,99 + RZ / + Zub TopKit
2.5 D 2.5 D 4x4	63 63	03/94→04/02 07/99→04/02	➡	→ 10/01; Nutzlast [kg]: 1.400; nicht für Wohnmobile		03.0137-0333.2 650333 03.0520-0925.3 690925	TRW Ø 254 x 57 + HEB TRW Ø 254 x 57 Ø 25,4 + RZ / + Zub TopKit
			➡	→ 10/01; Nutzlast [kg]: 1.800; nicht für Wohnmobile		03.0137-0334.2 650334 03.0520-0728.3 690728	TRW Ø 254 x 57 + HEB TRW Ø 254 x 57 Ø 28,57 + RZ / + Zub TopKit
			➡	11/01→ 03/02; Nutzlast [kg]: 1.400; nicht für Wohnmobile		03.0137-0432.2 650432 03.0520-0326.3 690326	AP Ø 254 x 57 + HEB AP Ø 254 x 57 Ø 26,99 + RZ / + Zub TopKit
2.5 DT	62	10/97→11/01	➡	→ 10/01; Nutzlast [kg]: 1.400; nicht für Wohnmobile		03.0137-0333.2 650333 03.0520-0925.3 690925	TRW Ø 254 x 57 + HEB TRW Ø 254 x 57 Ø 25,4 + RZ / + Zub TopKit
			➡	→ 10/01; Nutzlast [kg]: 1.800; nicht für Wohnmobile		03.0137-0334.2 650334 03.0520-0728.3 690728	TRW Ø 254 x 57 + HEB TRW Ø 254 x 57 Ø 28,57 + RZ / + Zub TopKit
			➡	11/01→; Nutzlast [kg]: 1.400; nicht für Wohnmobile		03.0137-0432.2 650432 03.0520-0326.3 690326	AP Ø 254 x 57 + HEB AP Ø 254 x 57 Ø 26,99 + RZ / + Zub TopKit
2.5 TD 2.5 TDI 2.5 TDI 4x4 2.8 HDI 2.8 HDi 4x4	76 79 79 94 94	03/94→04/02 01/97→04/02 07/99→04/02 11/00→04/02 10/00→04/02	➡	→ 10/01; Nutzlast [kg]: 1.400; nicht für Wohnmobile		03.0137-0333.2 650333 03.0520-0226.3 690226	TRW Ø 254 x 57 + HEB TRW Ø 254 x 57 Ø 26,99 + RZ / + Zub TopKit
			➡	→ 10/01; Nutzlast [kg]: 1.800; nicht für Wohnmobile		03.0137-0334.2 650334 03.0520-0728.3 690728	TRW Ø 254 x 57 + HEB TRW Ø 254 x 57 Ø 28,57 + RZ / + Zub TopKit
			➡	11/01→ 03/02; Nutzlast [kg]: 1.400; nicht für Wohnmobile		03.0137-0432.2 650432 03.0520-0326.3 690326	AP Ø 254 x 57 + HEB AP Ø 254 x 57 Ø 26,99 + RZ / + Zub TopKit
2.8 D	64	01/99→02/02	➡	→ S 16206253; Nutzlast [kg]: 1.400; nicht für Wohnmobile		03.0137-0333.2 650333	TRW Ø 254 x 57 + HEB
			➡	→ S 16209999; Nutzlast [kg]: 1.800; nicht für Wohnmobile		03.0137-0334.2 650334	TRW Ø 254 x 57 + HEB
			➡	S 16204256→; Nutzlast [kg]: 1.400; nicht für Wohnmobile		03.0137-0432.2 650432	AP Ø 254 x 57 + HEB
2.8 HDi 4x4	93	10/00→11/01	➡	→ 10/01; Nutzlast [kg]: 1.400; nicht für Wohnmobile		03.0137-0333.2 650333 03.0520-0226.3 690226	TRW Ø 254 x 57 + HEB TRW Ø 254 x 57 Ø 26,99 + RZ / + Zub TopKit
			➡	→ 10/01; Nutzlast [kg]: 1.800; nicht für Wohnmobile		03.0137-0334.2 650334 03.0520-0728.3 690728	TRW Ø 254 x 57 + HEB TRW Ø 254 x 57 Ø 28,57 + RZ / + Zub TopKit
			➡	11/01→; Nutzlast [kg]: 1.400; nicht für Wohnmobile		03.0137-0432.2 650432 03.0520-0326.3 690326	AP Ø 254 x 57 + HEB AP Ø 254 x 57 Ø 26,99 + RZ / + Zub TopKit
<b>Seilzug, Feststellbremse</b>							
1.9 D 1.9 D	50 51	07/99→04/02 03/94→04/02	➡	☒; → S 16158427; Nutzlast [kg]: 1.000; Scheiben/Trommel	1	24.3727-0340.2 580340	L= 3.025
			➡	☒; S 16194400→; → 03/02; Nutzlast [kg]: 1.000; Trommelbremse	1	24.3727-0343.2 580343	L= 2.827
			➡	☒; S 16158428→ S 16194399; Nutzlast [kg]: 1.000; Scheiben/Trommel	1	24.3727-0344.2 580344	L= 2.806
			➡	☒; S 16194400→; → 03/02; Nutzlast [kg]: 1.000; Scheibenbremse	1	24.3727-0348.2 580348	L= 2.715
1.9 TD 1.9 TD	66 68	07/99→04/02 03/94→04/02	➡	☒; → S 16158427; Nutzlast ab [kg] 1.000 Nutzlast bis [kg] 1.400; Scheiben/Trommel	1	24.3727-0340.2 580340	L= 3.025
↓							

	kw				! #		
<b>PEUGEOT - BOXER Kasten (230L) 03/94→06/03</b>							
<b>Seilzug, Feststellbremse</b>							
1.9 TD 1.9 TD	66 68	07/99→04/02 03/94→04/02	➔	↓; S 16194400→; → 03/02; Nutzlast ab [kg] 1.000 Nutzlast bis [kg] 1.400; Trommelbremse	1	24.3727-0343.2 580343	L= 2.827
			➔	↓; S 16158428→ S 16194399; Nutzlast ab [kg] 1.000 Nutzlast bis [kg] 1.400; Scheiben/Trommel	1	24.3727-0344.2 580344	L= 2.806
			➔	↓; S 16194400→; → 03/02; Nutzlast ab [kg] 1.000 Nutzlast bis [kg] 1.400; Scheibenbremse	1	24.3727-0348.2 580348	L= 2.715
2.0 HDI	62	08/01→04/02	➔	↓; → 03/02; Nutzlast ab [kg] 1.000 Nutzlast bis [kg] 1.800; Trommelbremse	1	24.3727-0343.2 580343	L= 2.827
			➔	↓; → 03/02; Nutzlast ab [kg] 1.000 Nutzlast bis [kg] 1.800; Scheibenbremse	1	24.3727-0348.2 580348	L= 2.715
2.0 i	80	06/94→04/02	➔	↓; → S 16158427; Nutzlast ab [kg] 1.000 Nutzlast bis [kg] 1.800; Scheiben/Trommel	1	24.3727-0340.2 580340	L= 3.025
			➔	↓; S 16194400→; → 03/02; Nutzlast ab [kg] 1.000 Nutzlast bis [kg] 1.800; Trommelbremse	1	24.3727-0343.2 580343	L= 2.827
			➔	↓; S 16158428→ S 16194399; Nutzlast ab [kg] 1.000 Nutzlast bis [kg] 1.800; Scheiben/Trommel	1	24.3727-0344.2 580344	L= 2.806
			➔	↓; S 16194400→; → 03/02; Nutzlast ab [kg] 1.000 Nutzlast bis [kg] 1.800; Scheibenbremse	1	24.3727-0348.2 580348	L= 2.715
2.5 D 2.5 D 4x4 2.5 TD 2.5 TDI 2.8 HDI	63 63 76 79 94	03/94→04/02 07/99→04/02 03/94→04/02 01/97→04/02 11/00→04/02	➔	↓; → S 16158427; Nutzlast ab [kg] 1.400 Nutzlast bis [kg] 1.800; Scheiben/Trommel	1	24.3727-0340.2 580340	L= 3.025
			➔	↓; S 16194400→; → 03/02; Nutzlast ab [kg] 1.400 Nutzlast bis [kg] 1.800; Trommelbremse	1	24.3727-0343.2 580343	L= 2.827
			➔	↓; S 16158428→ S 16194399; Nutzlast ab [kg] 1.400 Nutzlast bis [kg] 1.800; Scheiben/Trommel	1	24.3727-0344.2 580344	L= 2.806
			➔	↓; S 16194400→; → 03/02; Nutzlast ab [kg] 1.400 Nutzlast bis [kg] 1.800; Scheibenbremse	1	24.3727-0348.2 580348	L= 2.715
2.5 DT 2.8 D	62 64	10/97→11/01 01/99→02/02	➔	↓; → S 16158427; Nutzlast ab [kg] 1.400 Nutzlast bis [kg] 1.800; Scheiben/Trommel	1	24.3727-0340.2 580340	L= 3.025
			➔	↓; S 16194400→; Nutzlast ab [kg] 1.400 Nutzlast bis [kg] 1.800; Trommelbremse	1	24.3727-0343.2 580343	L= 2.827
			➔	↓; S 16158428→ S 16194399; Nutzlast ab [kg] 1.400 Nutzlast bis [kg] 1.800; Scheiben/Trommel	1	24.3727-0344.2 580344	L= 2.806
			➔	↓; S 16194400→; Nutzlast ab [kg] 1.400 Nutzlast bis [kg] 1.800; Scheibenbremse	1	24.3727-0348.2 580348	L= 2.715
2.8 HDi	93	10/00→11/01	➔	↓; 11/00→; → S 16158427; Nutzlast ab [kg] 1.400 Nutzlast bis [kg] 1.800; Scheiben/Trommel	1	24.3727-0340.2 580340	L= 3.025
			➔	↓; S 16194400→; Nutzlast ab [kg] 1.400 Nutzlast bis [kg] 1.800; Trommelbremse	1	24.3727-0343.2 580343	L= 2.827
			➔	↓; S 16158428→ S 16194399; Nutzlast ab [kg] 1.400 Nutzlast bis [kg] 1.800; Scheiben/Trommel	1	24.3727-0344.2 580344	L= 2.806
			➔	↓; S 16194400→; Nutzlast ab [kg] 1.400 Nutzlast bis [kg] 1.800; Scheibenbremse	1	24.3727-0348.2 580348	L= 2.715
<b>PEUGEOT - BOXER Kasten (244) 12/01→</b>							
<b>Radbremszylinder</b>							
2.0 2.0 HDi 2.2 HDi 2.8 HDi 2.8 HDi 2.8 HDi 2.8 HDi 4x4 2.0 BiFuel	81 62 74 93 94 107 94 81	04/02→ 04/02→ 04/02→ 09/05→09/09 04/02→ 04/04→ 04/02→ 12/01→06/06	➔	→ 03/06; Nutzlast ab [kg] 1.000 Nutzlast bis [kg] 1.400		24.3226-1702.3 020469	Ø 26,99 GG
			➔	04/02→ 03/06; Nutzlast ab [kg] 1.000 Nutzlast bis [kg] 1.400		24.3226-1702.3 020469	Ø 26,99 GG
<b>Zubehörsatz, Bremsbacken</b>							
2.0 2.0 HDi 2.2 HDi 2.8 HDi ↓	81 62 74 93	04/02→ 04/02→ 04/02→ 09/05→09/09	➔	→ 03/06; Nutzlast ab [kg] 1.000 Nutzlast bis [kg] 1.400		03.0137-9285.2 669285	AP







	kw				!#		
<b>PEUGEOT - BOXER Kasten (244) 12/01 →</b>							
<b>Zubehörsatz, Bremsbacken</b>							
2.8 HDi	94	04/02 →	➔	→ 03/06; Nutzlast ab [kg] 1.000 Nutzlast bis [kg] 1.400		03.0137-9285.2 669285	AP
2.8 HDi	107	04/04 →					
2.8 HDi 4x4	94	04/02 →					
2.0 BiFuel	81	12/01 → 06/06	➔	04/02 → 03/06; Nutzlast ab [kg] 1.000 Nutzlast bis [kg] 1.400		03.0137-9285.2 669285	AP
<b> Bremstrommel</b>							
2.0	81	04/02 →	➔	→ 03/06; Nutzlast ab [kg] 1.000 Nutzlast bis [kg] 1.400		24.0225-4002.1 480048	Ø 254,0 x 64,4 / 255,6
2.0 HDi	62	04/02 →					
2.2 HDi	74	04/02 →					
2.8 HDi	93	09/05 → 09/09					
2.8 HDi	94	04/02 →					
2.8 HDi	107	04/04 →					
2.8 HDi 4x4	94	04/02 →					
2.0 BiFuel	81	12/01 → 06/06	➔	04/02 → 03/06; Nutzlast ab [kg] 1.000 Nutzlast bis [kg] 1.400		24.0225-4002.1 480048	Ø 254,0 x 64,4 / 255,6
<b> Bremsbackensatz</b>							
2.0	81	04/02 →	➔	→ 03/06; Nutzlast ab [kg] 1.000 Nutzlast bis [kg] 1.400; nicht für Wohnmobile		03.0137-0432.2 650432	AP Ø 254 x 57 + HEB
2.0 HDi	62	04/02 →				03.0520-0326.3 690326	AP Ø 254 x 57 Ø 26,99 + RZ / + Zub TopKit
2.2 HDi	74	04/02 →					
2.8 HDi	93	09/05 → 09/09					
2.8 HDi	94	04/02 →					
2.8 HDi	107	04/04 →					
2.8 HDi 4x4	94	04/02 →					
2.0 BiFuel	81	12/01 → 06/06	➔	04/02 → 03/06; Nutzlast ab [kg] 1.000 Nutzlast bis [kg] 1.400; nicht für Wohnmobile		03.0137-0432.2 650432	AP Ø 254 x 57 + HEB
						03.0520-0326.3 690326	AP Ø 254 x 57 Ø 26,99 + RZ / + Zub TopKit
<b> Bremsbackensatz, Feststellbremse</b>							
2.0	81	04/02 →	➔	→ 03/06; Nutzlast ab [kg] 1.000 Nutzlast bis [kg] 1.800; - Stützlager		03.0137-4002.2 654002	Ø 172 x 42 + Zub
2.0 HDi	62	04/02 →					
2.2 HDi	74	04/02 →					
2.8 HDi	93	09/05 → 09/09					
2.8 HDi	94	04/02 →					
2.8 HDi	107	04/04 →					
2.8 HDi 4x4	94	04/02 →					
2.0 BiFuel	81	12/01 → 06/06	➔	04/02 → 03/06; Nutzlast ab [kg] 1.000 Nutzlast bis [kg] 1.800; - Stützlager		03.0137-4002.2 654002	Ø 172 x 42 + Zub
<b> Seilzug, Feststellbremse</b>							
2.0	81	04/02 →	←	⬆; → 03/06; Nutzlast ab [kg] 1.000 Nutzlast bis [kg] 1.800; Trommelbremse	1	24.3727-0300.2 580300	L= 1.078
2.0 HDi	62	04/02 →					
2.2 HDi	74	04/02 →	←	⬆; S 17103013 →; → 03/06; für Linkslenker; Nutzlast ab [kg] 1.000 Nutzlast bis [kg] 1.800; Scheibenbremse	1	24.3727-0300.2 580300	L= 1.078
2.8 HDi	93	09/05 → 09/09					
2.8 HDi	94	04/02 →	←	⬆; → S 17103012; Nutzlast ab [kg] 1.000 Nutzlast bis [kg] 1.800; Scheibenbremse	1	24.3727-0300.2 580300	L= 1.078
2.8 HDi	107	04/04 →	➔	⬇; → 03/06; Nutzlast ab [kg] 1.000 Nutzlast bis [kg] 1.800; Trommelbremse	1	24.3727-0343.2 580343	L= 2.827
			➔	⬇; → S 17103012; Nutzlast ab [kg] 1.000 Nutzlast bis [kg] 1.800; Scheibenbremse	1	24.3727-0348.2 580348	L= 2.715
2.8 HDi 4x4	94	04/02 →	←	⬆; S 17103013 →; → 03/06; Nutzlast ab [kg] 1.000 Nutzlast bis [kg] 1.800; Scheibenbremse	1	24.3727-0562.2 580562	L= 1.059
			←	⬆; → S 17103012; Nutzlast ab [kg] 1.000 Nutzlast bis [kg] 1.800; Scheibenbremse	1	24.3727-0562.2 580562	L= 1.059
			➔	⬇; → S 17103012; Nutzlast ab [kg] 1.000 Nutzlast bis [kg] 1.800; Scheibenbremse	1	24.3727-0348.2 580348	L= 2.715
<b>PEUGEOT - BOXER Pritsche/Fahrgestell 04/06 →</b>							
<b> Bremsbackensatz, Feststellbremse</b>							
2.0 BlueHDi 110	81	07/15 →	➔			03.0137-4004.2 654004	Ø 172 x 42 + Zub
2.0 BlueHDi 130	96	07/15 →					
2.0 BlueHDi 160	120	07/15 →					
2.2 HDi 100	74	04/06 →					
2.2 HDi 110	81	03/11 →					
2.2 HDi 120	88	04/06 →					
2.2 HDi 130	96	03/11 →					
2.2 HDi 150	110	03/11 →					
3.0 HDi	115	02/07 →					
3.0 HDi 145	107	04/10 →					
↓							







	kw				!#		
<b>PEUGEOT - BOXER Pritsche/Fahrgestell 04/06→</b>							
 <b>Bremsbackensatz, Feststellbremse</b>							
3.0 HDi 160 3.0 HDi 175	116 130	04/06→ 03/11→	➔			03.0137-4004.2 654004	Ø 172 x 42 + Zub
<b>PEUGEOT - BOXER Pritsche/Fahrgestell (244) 12/01→</b>							
 <b>Radbremszylinder</b>							
2.0 BiFuel	81	12/01→06/06	➔	04/02→ 03/06; Nutzlast ab [kg] 1.000 Nutzlast bis [kg] 1.400		24.3226-1702.3 020469	Ø 26,99 GG
2.0 HDi 2.2 HDi 2.8 HDi 2.8 HDi 2.8 HDi 4x4	62 74 94 107 94	04/02→ 04/02→ 04/02→ 04/04→ 04/02→	➔	→ 03/06; Nutzlast ab [kg] 1.000 Nutzlast bis [kg] 1.400		24.3226-1702.3 020469	Ø 26,99 GG
<b>Zubehörsatz, Bremsbacken</b>							
2.0 BiFuel	81	12/01→06/06	➔	04/02→ 03/06; Nutzlast ab [kg] 1.000 Nutzlast bis [kg] 1.400		03.0137-9285.2 669285	AP
2.0 HDi 2.2 HDi 2.8 HDi 2.8 HDi 2.8 HDi 4x4	62 74 94 107 94	04/02→ 04/02→ 04/02→ 04/04→ 04/02→	➔	→ 03/06; Nutzlast ab [kg] 1.000 Nutzlast bis [kg] 1.400		03.0137-9285.2 669285	AP
 <b>Bremstrommel</b>							
2.0 BiFuel	81	12/01→06/06	➔	04/02→ 03/06; Nutzlast ab [kg] 1.000 Nutzlast bis [kg] 1.400		24.0225-4002.1 480048	Ø 254,0 x 64,4 / 255,6
2.0 HDi 2.2 HDi 2.8 HDi 2.8 HDi 2.8 HDi 4x4	62 74 94 107 94	04/02→ 04/02→ 04/02→ 04/04→ 04/02→	➔	→ 03/06; Nutzlast ab [kg] 1.000 Nutzlast bis [kg] 1.400		24.0225-4002.1 480048	Ø 254,0 x 64,4 / 255,6
 <b>Bremsbackensatz</b>							
2.0 BiFuel	81	12/01→06/06	➔	04/02→ 03/06; Nutzlast ab [kg] 1.000 Nutzlast bis [kg] 1.400; nicht für Wohnmobile		03.0137-0432.2 650432 03.0520-0326.3 690326	AP Ø 254 x 57 + HEB AP Ø 254 x 57 Ø 26,99 + RZ / + Zub TopKit
2.0 HDi 2.2 HDi 2.8 HDi 2.8 HDi 2.8 HDi 4x4	62 74 94 107 94	04/02→ 04/02→ 04/02→ 04/04→ 04/02→	➔	→ 03/06; Nutzlast ab [kg] 1.000 Nutzlast bis [kg] 1.400; nicht für Wohnmobile		03.0137-0432.2 650432 03.0520-0326.3 690326	AP Ø 254 x 57 + HEB AP Ø 254 x 57 Ø 26,99 + RZ / + Zub TopKit
 <b>Bremsbackensatz, Feststellbremse</b>							
2.0 BiFuel	81	12/01→06/06	➔	04/02→ 03/06; Nutzlast ab [kg] 1.000 Nutzlast bis [kg] 1.800; - Stützlager		03.0137-4002.2 654002	Ø 172 x 42 + Zub
2.0 HDi 2.2 HDi 2.8 HDi 2.8 HDi 2.8 HDi 4x4	62 74 94 107 94	04/02→ 04/02→ 04/02→ 04/04→ 04/02→	➔	→ 03/06; Nutzlast ab [kg] 1.000 Nutzlast bis [kg] 1.800; - Stützlager		03.0137-4002.2 654002	Ø 172 x 42 + Zub
 <b>Seilzug, Feststellbremse</b>							
2.0 HDi 2.2 HDi 2.8 HDi 2.8 HDi	62 74 94 107	04/02→ 04/02→ 04/02→ 04/04→	←	☒; → 03/06; Nutzlast ab [kg] 1.000 Nutzlast bis [kg] 1.800; Trommelbremse	1	24.3727-0300.2 580300	L= 1.078
			←	☒; S 17103013→; → 03/06; für Linkslenker; Nutzlast ab [kg] 1.000 Nutzlast bis [kg] 1.800; Scheibenbremse	1	24.3727-0300.2 580300	L= 1.078
			←	☒; → S 17103012; Nutzlast ab [kg] 1.000 Nutzlast bis [kg] 1.800; Scheibenbremse	1	24.3727-0300.2 580300	L= 1.078
			➔	☒; → 03/06; Nutzlast ab [kg] 1.000 Nutzlast bis [kg] 1.800; Trommelbremse	1	24.3727-0343.2 580343	L= 2.827
			➔	☒; → S 17103012; Nutzlast ab [kg] 1.000 Nutzlast bis [kg] 1.800; Scheibenbremse	1	24.3727-0348.2 580348	L= 2.715
2.8 HDi 4x4	94	04/02→	←	☒; S 17103013→; → 03/06; Nutzlast ab [kg] 1.000 Nutzlast bis [kg] 1.800; Scheibenbremse	1	24.3727-0562.2 580562	L= 1.059
			←	☒; → S 17103012; Nutzlast ab [kg] 1.000 Nutzlast bis [kg] 1.800; Scheibenbremse	1	24.3727-0562.2 580562	L= 1.059
			➔	☒; → S 17103012; Nutzlast ab [kg] 1.000 Nutzlast bis [kg] 1.800; Scheibenbremse	1	24.3727-0348.2 580348	L= 2.715

























	kw				! #		
<b>PEUGEOT - BOXER Pritsche/Fahrgestell (ZCT_) 03/94 → 04/02</b>							
<b>Radbremsszylinder</b>							
1.9 D	51	03/94 → 04/02	➡	→ S 16206253; Nutzlast ab [kg] 1.000 Nutzlast bis [kg] 1.400	24.3225-1701.3	020399	Ø 25,4 GG
			➡	S 16204256→; Nutzlast ab [kg] 1.000 Nutzlast bis [kg] 1.400	24.3226-1702.3	020469	Ø 26,99 GG
1.9 TD	66	06/94 → 04/02	➡	12/98 → 10/01; Nutzlast ab [kg] 1.000 Nutzlast bis [kg] 1.400	24.3225-1701.3	020399	Ø 25,4 GG
			➡	11/01 → 03/02; Nutzlast ab [kg] 1.000 Nutzlast bis [kg] 1.400	24.3226-1702.3	020469	Ø 26,99 GG
1.9 TD	68	07/94 → 04/02	➡	07/96 → 10/01; Nutzlast ab [kg] 1.000 Nutzlast bis [kg] 1.400	24.3225-1701.3	020399	Ø 25,4 GG
			➡	11/01 → 03/02; Nutzlast ab [kg] 1.000 Nutzlast bis [kg] 1.400	24.3226-1702.3	020469	Ø 26,99 GG
2.0	81	12/01 → 04/02	➡	→ 03/02; Nutzlast ab [kg] 1.000 Nutzlast bis [kg] 1.400	24.3226-1702.3	020469	Ø 26,99 GG
2.0 i	80	06/94 → 04/02	➡	→ 10/01; Nutzlast ab [kg] 1.000 Nutzlast bis [kg] 1.400	24.3225-1701.3	020399	Ø 25,4 GG
			➡	11/01 → 03/02; Nutzlast ab [kg] 1.000 Nutzlast bis [kg] 1.400	24.3226-1702.3	020469	Ø 26,99 GG
			➡	→ 10/01; Nutzlast [kg]: 1.800	24.3228-1701.3	020401	Ø 28,57 GG
2.5 D 2.5 D 4x4	63	03/94 → 04/02	➡	→ 10/01; Nutzlast [kg]: 1.400	24.3225-1701.3	020399	Ø 25,4 GG
	63	07/99 → 04/02	➡	11/01 → 03/02; Nutzlast [kg]: 1.400	24.3226-1702.3	020469	Ø 26,99 GG
			➡	→ 10/01; Nutzlast [kg]: 1.800	24.3228-1701.3	020401	Ø 28,57 GG
2.5 TD 2.5 TDI 2.5 TDI 4x4 2.8 HDI	76	03/94 → 04/02	➡	→ 10/01; Nutzlast [kg]: 1.400	24.3226-1702.3	020469	Ø 26,99 GG
	79	01/97 → 04/02	➡	→ 10/01; Nutzlast [kg]: 1.400	24.3226-1702.3	020469	Ø 26,99 GG
	79	07/99 → 04/02	➡	11/01 → 03/02; Nutzlast [kg]: 1.400	24.3226-1702.3	020469	Ø 26,99 GG
	94	11/00 → 04/02	➡	→ 10/01; Nutzlast [kg]: 1.800	24.3228-1701.3	020401	Ø 28,57 GG
2.8 D	64	01/99 → 02/02	➡	→ S 16206253; Nutzlast [kg]: 1.400	24.3225-1701.3	020399	Ø 25,4 GG
			➡	S 16204256→; Nutzlast [kg]: 1.400	24.3226-1702.3	020469	Ø 26,99 GG
			➡	→ S 16209999; Nutzlast [kg]: 1.800	24.3228-1701.3	020401	Ø 28,57 GG
2.8 HDi Allrad	93	10/00 → 11/01	➡	→ 10/01; Nutzlast [kg]: 1.400	24.3226-1702.3	020469	Ø 26,99 GG
			➡	11/01→; Nutzlast [kg]: 1.400	24.3226-1702.3	020469	Ø 26,99 GG
			➡	→ 10/01; Nutzlast [kg]: 1.800	24.3228-1701.3	020401	Ø 28,57 GG
<b>Zubehörsatz, Bremsbacken</b>							
1.9 D	51	03/94 → 04/02	➡	→ S 16206253; Nutzlast ab [kg] 1.000 Nutzlast bis [kg] 1.400	03.0137-9219.2	669219	TRW
			➡	S 16204256→; Nutzlast ab [kg] 1.000 Nutzlast bis [kg] 1.400	03.0137-9285.2	669285	AP
1.9 TD	66	06/94 → 04/02	➡	12/98 → 10/01; Nutzlast ab [kg] 1.000 Nutzlast bis [kg] 1.400	03.0137-9219.2	669219	TRW
			➡	11/01 → 03/02; Nutzlast ab [kg] 1.000 Nutzlast bis [kg] 1.400	03.0137-9285.2	669285	AP
1.9 TD	68	07/94 → 04/02	➡	07/96 → 10/01; Nutzlast ab [kg] 1.000 Nutzlast bis [kg] 1.400	03.0137-9219.2	669219	TRW
			➡	11/01 → 03/02; Nutzlast ab [kg] 1.000 Nutzlast bis [kg] 1.400	03.0137-9285.2	669285	AP
2.0	81	12/01 → 04/02	➡	→ 03/02; Nutzlast ab [kg] 1.000 Nutzlast bis [kg] 1.400	03.0137-9285.2	669285	AP
2.0 i	80	06/94 → 04/02	➡	→ 10/01; Nutzlast [kg]: 1.800	03.0137-9219.2	669219	TRW
			➡	→ 10/01; Nutzlast ab [kg] 1.000 Nutzlast bis [kg] 1.400	03.0137-9219.2	669219	TRW
			➡	11/01 → 03/02; Nutzlast ab [kg] 1.000 Nutzlast bis [kg] 1.400	03.0137-9285.2	669285	AP
2.5 D 2.5 D 4x4 2.5 TD 2.5 TDI 2.5 TDI 4x4 2.8 HDI	63	03/94 → 04/02	➡	→ 10/01; Nutzlast [kg]: 1.400	03.0137-9219.2	669219	TRW
	63	07/99 → 04/02	➡	→ 10/01; Nutzlast [kg]: 1.800	03.0137-9219.2	669219	TRW
	76	03/94 → 04/02	➡	→ 10/01; Nutzlast [kg]: 1.800	03.0137-9219.2	669219	TRW
	79	01/97 → 04/02	➡	11/01 → 03/02; Nutzlast [kg]: 1.400	03.0137-9285.2	669285	AP
2.8 D	64	01/99 → 02/02	➡	→ S 16206253; Nutzlast [kg]: 1.400	03.0137-9219.2	669219	TRW
			➡	→ S 16209999; Nutzlast [kg]: 1.800	03.0137-9219.2	669219	TRW
2.8 HDi Allrad	93	10/00 → 11/01	➡	S 16204256→; Nutzlast [kg]: 1.400	03.0137-9285.2	669285	AP
			➡	→ 10/01; Nutzlast [kg]: 1.400	03.0137-9219.2	669219	TRW
			➡	→ 10/01; Nutzlast [kg]: 1.800	03.0137-9219.2	669219	TRW
↓			➡	11/01→; Nutzlast [kg]: 1.400	03.0137-9285.2	669285	AP


















	kw				!#		
<b>PEUGEOT - BOXER Pritsche/Fahrgestell (ZCT_) 03/94 → 04/02</b>							
<b>Bremstrommel</b>							
1.9 D	51	03/94 → 04/02	➡	Nutzlast ab [kg] 1.000 Nutzlast bis [kg] 1.400		24.0225-4002.1 480048	Ø 254,0 x 64,4 / 255,6
1.9 TD	66	06/94 → 04/02	➡	12/98 → 03/02; Nutzlast ab [kg] 1.000 Nutzlast bis [kg] 1.400		24.0225-4002.1 480048	Ø 254,0 x 64,4 / 255,6
1.9 TD	68	07/94 → 04/02	➡	07/96 → 03/02; Nutzlast ab [kg] 1.000 Nutzlast bis [kg] 1.400		24.0225-4002.1 480048	Ø 254,0 x 64,4 / 255,6
2.0	81	12/01 → 04/02	➡	→ 03/02; Nutzlast ab [kg] 1.000 Nutzlast bis [kg] 1.400		24.0225-4002.1 480048	Ø 254,0 x 64,4 / 255,6
2.0 i	80	06/94 → 04/02	➡	→ 03/02; Nutzlast ab [kg] 1.000 Nutzlast bis [kg] 1.400		24.0225-4002.1 480048	Ø 254,0 x 64,4 / 255,6
			➡	→ 10/01; Nutzlast [kg]: 1.800		24.0225-4005.1 480070	Ø 254,0 x 64,5 / 255,6
2.5 D	63	03/94 → 04/02	➡	→ 03/02; Nutzlast [kg]: 1.400		24.0225-4002.1 480048	Ø 254,0 x 64,4 / 255,6
2.5 D 4x4	63	07/99 → 04/02	➡	→ 10/01; Nutzlast [kg]: 1.800		24.0225-4005.1 480070	Ø 254,0 x 64,5 / 255,6
2.5 TD	76	03/94 → 04/02					
2.5 TDI	79	01/97 → 04/02					
2.5 TDI 4x4	79	07/99 → 04/02					
2.8 HDI	94	11/00 → 04/02					
2.8 D	64	01/99 → 02/02	➡	Nutzlast [kg]: 1.400		24.0225-4002.1 480048	Ø 254,0 x 64,4 / 255,6
			➡	→ S 16209999; Nutzlast [kg]: 1.800		24.0225-4005.1 480070	Ø 254,0 x 64,5 / 255,6
2.8 HDi Allrad	93	10/00 → 11/01	➡	Nutzlast [kg]: 1.400		24.0225-4002.1 480048	Ø 254,0 x 64,4 / 255,6
			➡			24.0225-4005.1 480070	Ø 254,0 x 64,5 / 255,6
<b>Bremsbackensatz</b>							
1.9 D	51	03/94 → 04/02	➡	→ S 16206253; Nutzlast ab [kg] 1.000 Nutzlast bis [kg] 1.400; nicht für Wohnmobile		03.0137-0333.2 650333	TRW Ø 254 x 57 + HEB
			➡	S 16204256 →; Nutzlast ab [kg] 1.000 Nutzlast bis [kg] 1.400; nicht für Wohnmobile		03.0137-0432.2 650432	AP Ø 254 x 57 + HEB
1.9 TD	66	06/94 → 04/02	➡	12/98 → 10/01; Nutzlast ab [kg] 1.000 Nutzlast bis [kg] 1.400; nicht für Wohnmobile		03.0137-0333.2 650333	TRW Ø 254 x 57 + HEB
			➡	11/01 → 03/02; Nutzlast ab [kg] 1.000 Nutzlast bis [kg] 1.400; nicht für Wohnmobile		03.0520-0925.3 690925	TRW Ø 254 x 57 Ø 25,4 + RZ / + Zub TopKit
1.9 TD	68	07/94 → 04/02	➡	07/96 → 10/01; Nutzlast ab [kg] 1.000 Nutzlast bis [kg] 1.400; nicht für Wohnmobile		03.0137-0333.2 650333	TRW Ø 254 x 57 + HEB
			➡	11/01 → 03/02; Nutzlast ab [kg] 1.000 Nutzlast bis [kg] 1.400; nicht für Wohnmobile		03.0520-0925.3 690925	TRW Ø 254 x 57 Ø 25,4 + RZ / + Zub TopKit
2.0	81	12/01 → 04/02	➡	→ 03/02; Nutzlast ab [kg] 1.000 Nutzlast bis [kg] 1.400; nicht für Wohnmobile		03.0137-0432.2 650432	AP Ø 254 x 57 + HEB
			➡			03.0520-0326.3 690326	AP Ø 254 x 57 Ø 26,99 + RZ / + Zub TopKit
2.0 i	80	06/94 → 04/02	➡	→ 10/01; Nutzlast ab [kg] 1.000 Nutzlast bis [kg] 1.400; nicht für Wohnmobile		03.0137-0333.2 650333	TRW Ø 254 x 57 + HEB
			➡			03.0520-0925.3 690925	TRW Ø 254 x 57 Ø 25,4 + RZ / + Zub TopKit
			➡	→ 10/01; Nutzlast [kg]: 1.800; nicht für Wohnmobile		03.0137-0334.2 650334	TRW Ø 254 x 57 + HEB
2.5 D	63	03/94 → 04/02	➡	→ 10/01; Nutzlast [kg]: 1.800; nicht für Wohnmobile		03.0520-0728.3 690728	TRW Ø 254 x 57 Ø 28,57 + RZ / + Zub TopKit
			➡			03.0137-0432.2 650432	AP Ø 254 x 57 + HEB
			➡	11/01 → 03/02; Nutzlast ab [kg] 1.000 Nutzlast bis [kg] 1.400; nicht für Wohnmobile		03.0520-0326.3 690326	AP Ø 254 x 57 Ø 26,99 + RZ / + Zub TopKit
2.5 D 4x4	63	07/99 → 04/02	➡	→ 10/01; Nutzlast [kg]: 1.400; nicht für Wohnmobile		03.0137-0333.2 650333	TRW Ø 254 x 57 + HEB
			➡			03.0520-0925.3 690925	TRW Ø 254 x 57 Ø 25,4 + RZ / + Zub TopKit
			➡	→ 10/01; Nutzlast [kg]: 1.800; nicht für Wohnmobile		03.0137-0334.2 650334	TRW Ø 254 x 57 + HEB
2.5 TD	76	03/94 → 04/02	➡	→ 10/01; Nutzlast [kg]: 1.800; nicht für Wohnmobile		03.0520-0728.3 690728	TRW Ø 254 x 57 Ø 28,57 + RZ / + Zub TopKit
			➡			03.0137-0432.2 650432	AP Ø 254 x 57 + HEB
			➡	11/01 → 03/02; Nutzlast ab [kg] 1.000 Nutzlast bis [kg] 1.400; nicht für Wohnmobile		03.0520-0326.3 690326	AP Ø 254 x 57 Ø 26,99 + RZ / + Zub TopKit
2.5 TDI	79	01/97 → 04/02	➡	→ 10/01; Nutzlast [kg]: 1.400; nicht für Wohnmobile		03.0137-0333.2 650333	TRW Ø 254 x 57 + HEB
			➡			03.0520-0226.3 690226	TRW Ø 254 x 57 Ø 26,99 + RZ / + Zub TopKit
			➡			03.0137-0334.2 650334	TRW Ø 254 x 57 + HEB
2.5 TDI 4x4	79	07/99 → 04/02	➡	→ 10/01; Nutzlast [kg]: 1.800; nicht für Wohnmobile		03.0520-0728.3 690728	TRW Ø 254 x 57 Ø 28,57 + RZ / + Zub TopKit
			➡			03.0137-0432.2 650432	AP Ø 254 x 57 + HEB
			➡			03.0520-0326.3 690326	AP Ø 254 x 57 Ø 26,99 + RZ / + Zub TopKit
2.8 HDI	94	11/00 → 04/02	➡	→ 10/01; Nutzlast [kg]: 1.800; nicht für Wohnmobile		03.0137-0334.2 650334	TRW Ø 254 x 57 + HEB
			➡			03.0520-0728.3 690728	TRW Ø 254 x 57 Ø 28,57 + RZ / + Zub TopKit
↓							















	kw				! #		
<b>PEUGEOT - BOXER Pritsche/Fahrgestell (ZCT_) 03/94 → 04/02</b>							
<b>Bremsbackensatz</b>							
2.5 TD 2.5 TDI 2.5 TDI 4x4 2.8 HDI	76 79 79 94	03/94 → 04/02 01/97 → 04/02 07/99 → 04/02 11/00 → 04/02	➔	11/01 → 03/02; Nutzlast [kg]: 1.400; nicht für Wohnmobile		<b>03.0137-0432.2 650432</b> <b>03.0520-0326.3 690326</b>	AP Ø 254 x 57 + HEB AP Ø 254 x 57 Ø 26,99 + RZ / + Zub TopKit
2.8 D	64	01/99 → 02/02	➔	→ S 16206253; Nutzlast [kg]: 1.400; nicht für Wohnmobile		<b>03.0137-0333.2 650333</b>	TRW Ø 254 x 57 + HEB
			➔	→ S 16209999; Nutzlast [kg]: 1.800; nicht für Wohnmobile		<b>03.0137-0334.2 650334</b>	TRW Ø 254 x 57 + HEB
			➔	S 16204256 →; Nutzlast [kg]: 1.400; nicht für Wohnmobile		<b>03.0137-0432.2 650432</b>	AP Ø 254 x 57 + HEB
2.8 HDi Allrad	93	10/00 → 11/01	➔	→ 10/01; Nutzlast [kg]: 1.400; nicht für Wohnmobile		<b>03.0137-0333.2 650333</b> <b>03.0520-0226.3 690226</b>	TRW Ø 254 x 57 + HEB TRW Ø 254 x 57 Ø 26,99 + RZ / + Zub TopKit
			➔	→ 10/01; Nutzlast [kg]: 1.800; nicht für Wohnmobile		<b>03.0137-0334.2 650334</b> <b>03.0520-0728.3 690728</b>	TRW Ø 254 x 57 + HEB TRW Ø 254 x 57 Ø 28,57 + RZ / + Zub TopKit
			➔	11/01 →; Nutzlast [kg]: 1.400; nicht für Wohnmobile		<b>03.0137-0432.2 650432</b> <b>03.0520-0326.3 690326</b>	AP Ø 254 x 57 + HEB AP Ø 254 x 57 Ø 26,99 + RZ / + Zub TopKit
<b>Seilzug, Feststellbremse</b>							
1.9 D	51	03/94 → 04/02	➔	☒; → S 16158427; Nutzlast ab [kg] 1.000 Nutzlast bis [kg] 1.400; Scheiben/Trommel	1	<b>24.3727-0340.2 580340</b>	L= 3.025
			➔	☒; S 16194400 →; Nutzlast ab [kg] 1.000 Nutzlast bis [kg] 1.400; Trommelbremse	1	<b>24.3727-0343.2 580343</b>	L= 2.827
			➔	☒; S 16158428 → S 16194399; Nutzlast ab [kg] 1.000 Nutzlast bis [kg] 1.400; Scheiben/Trommel	1	<b>24.3727-0344.2 580344</b>	L= 2.806
			➔	☒; S 16194400 →; Nutzlast ab [kg] 1.000 Nutzlast bis [kg] 1.400; Scheibenbremse	1	<b>24.3727-0348.2 580348</b>	L= 2.715
1.9 TD	66	06/94 → 04/02	➔	☒; 12/98 →; → S 16158427; Nutzlast ab [kg] 1.000 Nutzlast bis [kg] 1.400; Scheiben/Trommel	1	<b>24.3727-0340.2 580340</b>	L= 3.025
			➔	☒; S 16194400 →; → 03/02; Nutzlast ab [kg] 1.000 Nutzlast bis [kg] 1.400; Trommelbremse	1	<b>24.3727-0343.2 580343</b>	L= 2.827
			➔	☒; S 16158428 → S 16194399; Nutzlast ab [kg] 1.000 Nutzlast bis [kg] 1.400; Scheiben/Trommel	1	<b>24.3727-0344.2 580344</b>	L= 2.806
			➔	☒; S 16194400 →; → 03/02; Nutzlast ab [kg] 1.000 Nutzlast bis [kg] 1.400; Scheibenbremse	1	<b>24.3727-0348.2 580348</b>	L= 2.715
1.9 TD	68	07/94 → 04/02	➔	☒; 07/96 →; → S 16158427; Nutzlast ab [kg] 1.000 Nutzlast bis [kg] 1.400; Scheiben/Trommel	1	<b>24.3727-0340.2 580340</b>	L= 3.025
			➔	☒; S 16194400 →; → 03/02; Nutzlast ab [kg] 1.000 Nutzlast bis [kg] 1.400; Trommelbremse	1	<b>24.3727-0343.2 580343</b>	L= 2.827
			➔	☒; S 16158428 → S 16194399; Nutzlast ab [kg] 1.000 Nutzlast bis [kg] 1.400; Scheiben/Trommel	1	<b>24.3727-0344.2 580344</b>	L= 2.806
			➔	☒; S 16194400 →; → 03/02; Nutzlast ab [kg] 1.000 Nutzlast bis [kg] 1.400; Scheibenbremse	1	<b>24.3727-0348.2 580348</b>	L= 2.715
2.0 2.0 i	81 80	12/01 → 04/02 06/94 → 04/02	➔	☒; → S 16158427; Nutzlast ab [kg] 1.000 Nutzlast bis [kg] 1.800; Scheiben/Trommel	1	<b>24.3727-0340.2 580340</b>	L= 3.025
			➔	☒; S 16194400 →; → 03/02; Nutzlast ab [kg] 1.000 Nutzlast bis [kg] 1.800; Trommelbremse	1	<b>24.3727-0343.2 580343</b>	L= 2.827
			➔	☒; S 16158428 → S 16194399; Nutzlast ab [kg] 1.000 Nutzlast bis [kg] 1.800; Scheiben/Trommel	1	<b>24.3727-0344.2 580344</b>	L= 2.806
			➔	☒; S 16194400 →; → 03/02; Nutzlast ab [kg] 1.000 Nutzlast bis [kg] 1.800; Scheibenbremse	1	<b>24.3727-0348.2 580348</b>	L= 2.715
2.5 D 2.5 TD 2.5 TDI 2.8 HDI	63 76 79 94	03/94 → 04/02 03/94 → 04/02 01/97 → 04/02 11/00 → 04/02	➔	☒; → S 16158427; Nutzlast ab [kg] 1.400 Nutzlast bis [kg] 1.800; Scheiben/Trommel	1	<b>24.3727-0340.2 580340</b>	L= 3.025
			➔	☒; S 16194400 →; → 03/02; Nutzlast ab [kg] 1.400 Nutzlast bis [kg] 1.800; Trommelbremse	1	<b>24.3727-0343.2 580343</b>	L= 2.827
↓							

	kw				!#		
<b>PEUGEOT - BOXER Pritsche/Fahrgestell (ZCT_) 03/94→04/02</b>							
 <b>Seilzug, Feststellbremse</b>							
2.5 D	63	03/94→04/02	➔	☒; S 16158428→ S 16194399; Nutzlast ab [kg] 1.400 Nutzlast bis [kg] 1.800; Scheiben/Trommel	1	24.3727-0344.2 580344	L= 2.806
2.5 TD	76	03/94→04/02					
2.5 TDI	79	01/97→04/02					
2.8 HDI	94	11/00→04/02	➔	☒; S 16194400→; → 03/02; Nutzlast ab [kg] 1.400 Nutzlast bis [kg] 1.800; Scheibenbremse	1	24.3727-0348.2 580348	L= 2.715
2.8 D	64	01/99→02/02	➔	☒; → S 16158427; Nutzlast ab [kg] 1.400 Nutzlast bis [kg] 1.800; Scheiben/Trommel	1	24.3727-0340.2 580340	L= 3.025
			➔	☒; S 16194400→; Nutzlast ab [kg] 1.400 Nutzlast bis [kg] 1.800; Trommelbremse	1	24.3727-0343.2 580343	L= 2.827
			➔	☒; S 16158428→ S 16194399; Nutzlast ab [kg] 1.400 Nutzlast bis [kg] 1.800; Scheiben/Trommel	1	24.3727-0344.2 580344	L= 2.806
			➔	☒; S 16194400→; Nutzlast ab [kg] 1.400 Nutzlast bis [kg] 1.800; Scheibenbremse	1	24.3727-0348.2 580348	L= 2.715
2.8 HDi	93	10/00→11/01	➔	☒; 11/00→; → S 16158427; Nutzlast ab [kg] 1.400 Nutzlast bis [kg] 1.800; Scheiben/Trommel	1	24.3727-0340.2 580340	L= 3.025
			➔	☒; S 16194400→; Nutzlast ab [kg] 1.400 Nutzlast bis [kg] 1.800; Trommelbremse	1	24.3727-0343.2 580343	L= 2.827
			➔	☒; S 16158428→ S 16194399; Nutzlast ab [kg] 1.400 Nutzlast bis [kg] 1.800; Scheiben/Trommel	1	24.3727-0344.2 580344	L= 2.806
			➔	☒; S 16194400→; Nutzlast ab [kg] 1.400 Nutzlast bis [kg] 1.800; Scheibenbremse	1	24.3727-0348.2 580348	L= 2.715
<b>PEUGEOT - EXPERT (224_) 10/95→12/06</b>							
 <b>Radbremszylinder</b>							
1.6	58	02/96→09/00	➔			24.3219-1704.3 020374	Ø 19,05 GG
1.8	74	10/96→09/00					
1.9 D	51	02/96→12/98					
1.9 D	51	12/03→12/06					
1.9 TD	66	02/96→09/00					
2.0	100	07/00→12/06					
2.0 HDi	69	10/00→10/06					
2.0 HDi	80	07/00→12/06					
2.0 HDi 16V	80	07/00→12/06					
1.9 TD	68	02/96→05/98	➔	04/96→		24.3219-1704.3 020374	Ø 19,05 GG
<b>Zubehörsatz, Bremsbacken</b>							
1.6	58	02/96→09/00	➔			03.0137-9208.2 669208	
1.8	74	10/96→09/00					
1.9 D	51	02/96→12/98					
1.9 D	51	12/03→12/06					
1.9 TD	66	02/96→09/00					
2.0	100	07/00→12/06					
2.0 HDi	69	10/00→10/06					
2.0 HDi	80	07/00→12/06					
2.0 HDi 16V	80	07/00→12/06					
1.9 TD	68	02/96→05/98	➔	04/96→		03.0137-9208.2 669208	
 <b>Bremstrommel</b>							
1.6	58	02/96→09/00	➔			24.0225-5003.1 480066	Ø 255,0 x 67 / 256
1.8	74	10/96→09/00					
1.9 D	51	02/96→12/98					
1.9 D	51	12/03→12/06					
1.9 TD	66	02/96→09/00					
2.0	100	07/00→12/06					
2.0 HDi	69	10/00→10/06					
2.0 HDi	80	07/00→12/06					
2.0 HDi 16V	80	07/00→12/06					
1.9 TD	68	02/96→05/98	➔	04/96→		24.0225-5003.1 480066	Ø 255,0 x 67 / 256
 <b>Bremsbackensatz</b>							
1.6	58	02/96→09/00	➔			03.0137-0314.2 650314	Ø 255 x 61
1.8	74	10/96→09/00				03.0520-2619.3 692619	BDX Ø 255 x 61 Ø 19,05 + RZ / + Zub TopKit
1.9 D	51	02/96→12/98					
1.9 D	51	12/03→12/06					
1.9 TD	66	02/96→09/00					
2.0	100	07/00→12/06					
2.0 HDi	69	10/00→10/06					
2.0 HDi	80	07/00→12/06					
2.0 HDi 16V	80	07/00→12/06					
1.9 TD	68	02/96→05/98	➔	04/96→		03.0137-0314.2 650314	Ø 255 x 61
↓							











	kW				!#		
<b>PEUGEOT - EXPERT (224_) 10/95→12/06</b>							
 <b>Bremsbackensatz</b>							
1.9 TD	68	02/96→05/98	➡	04/96→		<b>03.0520-2619.3 692619</b>	BDX Ø 255 x 61 Ø 19,05 + RZ / + Zub TopKit
 <b>Seilzug, Feststellbremse</b>							
1.6	58	02/96→09/00	←	⏏; nicht für verlängerten Radstand; Trommelbremse	1	<b>24.3727-0336.2 580336</b>	L= 500
1.8	74	10/96→09/00					
1.9 D	51	02/96→12/98	←	⏏; für verlängerten Radstand; Trommelbremse	1	<b>24.3727-0341.2 580341</b>	L= 900
1.9 D	51	12/03→12/06					
1.9 TD	66	02/96→09/00					
2.0	100	07/00→12/06	➡	⏏; für Linkslenker; Trommelbremse		<b>24.3727-0531.2 580531</b>	L= 2.286
2.0 HDi	69	10/00→10/06	➡	⏏; Trommelbremse		<b>24.3727-0532.2 580532</b>	L= 1.063
2.0 HDi	80	07/00→12/06					
2.0 HDi 16V	80	07/00→12/06					
1.9 TD	68	02/96→05/98	←	⏏; 04/96→; nicht für verlängerten Radstand; Trommelbremse	1	<b>24.3727-0336.2 580336</b>	L= 500
			←	⏏; 04/96→; für verlängerten Radstand; Trommelbremse	1	<b>24.3727-0341.2 580341</b>	L= 900
			➡	⏏; 04/96→; für Linkslenker; Trommelbremse		<b>24.3727-0531.2 580531</b>	L= 2.286
			➡	⏏; 04/96→; Trommelbremse		<b>24.3727-0532.2 580532</b>	L= 1.063
<b>PEUGEOT - EXPERT Kasten (222) 07/95→12/06</b>							
 <b>Radbremszylinder</b>							
1.6	58	02/96→09/00	➡			<b>24.3219-1704.3 020374</b>	Ø 19,05 GG
1.8	74	10/96→09/00					
1.9 D	51	02/96→12/98					
1.9 D 70	51	12/98→12/06					
1.9 TD	66	02/96→09/00					
2.0	100	09/02→12/06					
2.0 HDi	69	07/00→12/06					
2.0 HDi	80	07/00→12/06					
1.9 TD	68	02/96→05/98	➡	04/96→		<b>24.3219-1704.3 020374</b>	Ø 19,05 GG
<b>Zubehörsatz, Bremsbacken</b>							
1.6	58	02/96→09/00	➡			<b>03.0137-9208.2 669208</b>	
1.8	74	10/96→09/00					
1.9 D	51	02/96→12/98					
1.9 D 70	51	12/98→12/06					
1.9 TD	66	02/96→09/00					
2.0	100	09/02→12/06					
2.0 HDi	69	07/00→12/06					
2.0 HDi	80	07/00→12/06					
1.9 TD	68	02/96→05/98	➡	04/96→		<b>03.0137-9208.2 669208</b>	
 <b>Bremstrommel</b>							
1.6	58	02/96→09/00	➡			<b>24.0225-5003.1 480066</b>	Ø 255,0 x 67 / 256
1.8	74	10/96→09/00					
1.9 D	51	02/96→12/98					
1.9 D 70	51	12/98→12/06					
1.9 TD	66	02/96→09/00					
2.0	100	09/02→12/06					
2.0 HDi	69	07/00→12/06					
2.0 HDi	80	07/00→12/06					
1.9 TD	68	02/96→05/98	➡	04/96→		<b>24.0225-5003.1 480066</b>	Ø 255,0 x 67 / 256
 <b>Bremsbackensatz</b>							
1.6	58	02/96→09/00	➡			<b>03.0137-0314.2 650314</b>	Ø 255 x 61
1.8	74	10/96→09/00				<b>03.0520-2619.3 692619</b>	BDX Ø 255 x 61 Ø 19,05 + RZ / + Zub TopKit
1.9 D	51	02/96→12/98					
1.9 D 70	51	12/98→12/06					
1.9 TD	66	02/96→09/00					
2.0	100	09/02→12/06					
2.0 HDi	69	07/00→12/06					
2.0 HDi	80	07/00→12/06					
1.9 TD	68	02/96→05/98	➡	04/96→		<b>03.0137-0314.2 650314</b>	Ø 255 x 61
						<b>03.0520-2619.3 692619</b>	BDX Ø 255 x 61 Ø 19,05 + RZ / + Zub TopKit
 <b>Seilzug, Feststellbremse</b>							
1.6	58	02/96→09/00	←	⏏; nicht für verlängerten Radstand; Trommelbremse	1	<b>24.3727-0336.2 580336</b>	L= 500
1.8	74	10/96→09/00					
1.9 D	51	02/96→12/98	←	⏏; für verlängerten Radstand; Trommelbremse	1	<b>24.3727-0341.2 580341</b>	L= 900
1.9 D 70	51	12/98→12/06					
1.9 TD	66	02/96→09/00					
↓							







	kw				!#		
<b>PEUGEOT - EXPERT Kasten (222) 07/95→12/06</b>							
 <b>Seilzug, Feststellbremse</b>							
2.0	100	09/02→12/06	➔	☐; für Linkslenker; Trommelbremse		24.3727-0531.2 580531	L= 2.286
2.0 HDi	69	07/00→12/06	➔	☐; Trommelbremse		24.3727-0532.2 580532	L= 1.063
2.0 HDi	80	07/00→12/06	➔	☐; Trommelbremse		24.3727-0532.2 580532	L= 1.063
1.9 TD	68	02/96→05/98	➔	⬆; 04/96→; nicht für verlängerten Radstand; Trommelbremse	1	24.3727-0336.2 580336	L= 500
			➔	⬆; 04/96→; für verlängerten Radstand; Trommelbremse	1	24.3727-0341.2 580341	L= 900
			➔	☐; 04/96→; für Linkslenker; Trommelbremse		24.3727-0531.2 580531	L= 2.286
			➔	☐; 04/96→; Trommelbremse		24.3727-0532.2 580532	L= 1.063
<b>PEUGEOT - EXPERT Kasten (VF3A_, VF3U_, VF3X_) 01/07→</b>							
 <b>Radbremszylinder</b>							
1.6 HDi 90 16V	66	01/07→	➔			24.3222-1726.3 020518	TRW Ø 22,2 ALU
1.6 HDi 90 8V	66	01/07→	➔			24.3222-1726.3 020518	TRW Ø 22,2 ALU
<b>Zubehörsatz, Bremsbacken</b>							
1.6 HDi 90 16V	66	01/07→	➔			03.0137-9219.2 669219	TRW
1.6 HDi 90 8V	66	01/07→	➔			03.0137-9219.2 669219	TRW
 <b>Bremstrommel</b>							
1.6 HDi 90 16V	66	01/07→	➔			24.0225-4021.1 480311	Ø 254,0 x 68 / 256,2
1.6 HDi 90 8V	66	01/07→	➔			24.0225-4021.1 480311	Ø 254,0 x 68 / 256,2
 <b>Bremsbackensatz</b>							
1.6 HDi 90 16V	66	01/07→	➔	nicht für Wohnmobile		03.0137-0334.2 650334	TRW Ø 254 x 57 + HEB
1.6 HDi 90 8V	66	01/07→	➔	nicht für Wohnmobile		03.0520-7122.3 697122	TRW Ø 254 x 57 Ø 22,2 + RZ / + Zub TopKit
<b>PEUGEOT - EXPERT Pritsche/Fahrgestell 01/07→</b>							
 <b>Radbremszylinder</b>							
1.6 HDi 90 16V	66	01/07→	➔			24.3222-1726.3 020518	TRW Ø 22,2 ALU
1.6 HDi 90 8V	66	01/07→	➔			24.3222-1726.3 020518	TRW Ø 22,2 ALU
<b>Zubehörsatz, Bremsbacken</b>							
1.6 HDi 90 16V	66	01/07→	➔			03.0137-9219.2 669219	TRW
1.6 HDi 90 8V	66	01/07→	➔			03.0137-9219.2 669219	TRW
 <b>Bremstrommel</b>							
1.6 HDi 90 16V	66	01/07→	➔			24.0225-4021.1 480311	Ø 254,0 x 68 / 256,2
1.6 HDi 90 8V	66	01/07→	➔			24.0225-4021.1 480311	Ø 254,0 x 68 / 256,2
 <b>Bremsbackensatz</b>							
1.6 HDi 90 16V	66	01/07→	➔	nicht für Wohnmobile		03.0137-0334.2 650334	TRW Ø 254 x 57 + HEB
1.6 HDi 90 8V	66	01/07→	➔	nicht für Wohnmobile		03.0520-7122.3 697122	TRW Ø 254 x 57 Ø 22,2 + RZ / + Zub TopKit
<b>PEUGEOT - EXPERT Pritsche/Fahrgestell (223) 12/95→12/06</b>							
 <b>Radbremszylinder</b>							
1.6	58	02/96→09/00	➔			24.3219-1704.3 020374	Ø 19,05 GG
1.9 D	51	02/96→12/98	➔			24.3219-1704.3 020374	Ø 19,05 GG
1.9 D	51	06/98→09/01	➔			24.3219-1704.3 020374	Ø 19,05 GG
1.9 TD	66	02/96→09/00	➔			24.3219-1704.3 020374	Ø 19,05 GG
2.0 HDi	69	10/00→10/06	➔			24.3219-1704.3 020374	Ø 19,05 GG
2.0 HDi	80	10/00→10/06	➔			24.3219-1704.3 020374	Ø 19,05 GG
1.9 TD	68	02/96→05/98	➔	04/96→		24.3219-1704.3 020374	Ø 19,05 GG
<b>Zubehörsatz, Bremsbacken</b>							
1.6	58	02/96→09/00	➔			03.0137-9208.2 669208	
1.9 D	51	02/96→12/98	➔			03.0137-9208.2 669208	
1.9 D	51	06/98→09/01	➔			03.0137-9208.2 669208	
1.9 TD	66	02/96→09/00	➔			03.0137-9208.2 669208	
2.0 HDi	69	10/00→10/06	➔			03.0137-9208.2 669208	
2.0 HDi	80	10/00→10/06	➔			03.0137-9208.2 669208	
1.9 TD	68	02/96→05/98	➔	04/96→		03.0137-9208.2 669208	
 <b>Bremstrommel</b>							
1.6	58	02/96→09/00	➔			24.0225-5003.1 480066	Ø 255,0 x 67 / 256
1.9 D	51	02/96→12/98	➔			24.0225-5003.1 480066	Ø 255,0 x 67 / 256
1.9 D	51	06/98→09/01	➔			24.0225-5003.1 480066	Ø 255,0 x 67 / 256
1.9 TD	66	02/96→09/00	➔			24.0225-5003.1 480066	Ø 255,0 x 67 / 256
↓							
















	kW				!#		
<b>PEUGEOT - EXPERT Pritsche/Fahrgestell (223) 12/95→12/06</b>							
 <b>Bremstrommel</b>							
2.0 HDi	69	10/00→10/06	➔			24.0225-5003.1 480066	Ø 255,0 x 67 / 256
2.0 HDi	80	10/00→10/06	➔				
1.9 TD	68	02/96→05/98	➔	04/96→		24.0225-5003.1 480066	Ø 255,0 x 67 / 256
 <b>Bremsbackensatz</b>							
1.6	58	02/96→09/00	➔			03.0137-0314.2 650314	Ø 255 x 61
1.9 D	51	02/96→12/98	➔			03.0520-2619.3 692619	BDX Ø 255 x 61 Ø 19,05 + RZ / + Zub TopKit
1.9 D	51	06/98→09/01	➔				
1.9 TD	66	02/96→09/00	➔				
2.0 HDi	69	10/00→10/06	➔				
2.0 HDi	80	10/00→10/06	➔				
1.9 TD	68	02/96→05/98	➔	04/96→		03.0137-0314.2 650314 03.0520-2619.3 692619	Ø 255 x 61 BDX Ø 255 x 61 Ø 19,05 + RZ / + Zub TopKit
 <b>Seilzug, Feststellbremse</b>							
1.6	58	02/96→09/00	←	⏏; nicht für verlängerten Radstand; Trommelbremse	1	24.3727-0336.2 580336	L= 500
1.9 D	51	02/96→12/98	←				
1.9 D	51	06/98→09/01	←	⏏; für verlängerten Radstand; Trommelbremse	1	24.3727-0341.2 580341	L= 900
1.9 TD	66	02/96→09/00	←				
2.0 HDi	69	10/00→10/06	➔	⏏; für Linkslenker; Trommelbremse		24.3727-0531.2 580531	L= 2.286
2.0 HDi	80	10/00→10/06	➔	⏏; Trommelbremse		24.3727-0532.2 580532	L= 1.063
1.9 TD	68	02/96→05/98	←	⏏; 04/96→; nicht für verlängerten Radstand; Trommelbremse	1	24.3727-0336.2 580336	L= 500
			←	⏏; 04/96→; für verlängerten Radstand; Trommelbremse	1	24.3727-0341.2 580341	L= 900
			➔	⏏; 04/96→; für Linkslenker; Trommelbremse		24.3727-0531.2 580531	L= 2.286
			➔	⏏; 04/96→; Trommelbremse		24.3727-0532.2 580532	L= 1.063
<b>PEUGEOT - EXPERT Tepee (VF3X_) 01/07→</b>							
 <b>Radbremszylinder</b>							
1.6 HDi 90 16V	66	01/07→	➔			24.3222-1726.3 020518	TRW Ø 22,2 ALU
1.6 HDi 90 8V	66	01/07→	➔				
<b>Zubehörsatz, Bremsbacken</b>							
1.6 HDi 90 16V	66	01/07→	➔			03.0137-9219.2 669219	TRW
1.6 HDi 90 8V	66	01/07→	➔				
 <b>Bremstrommel</b>							
1.6 HDi 90 16V	66	01/07→	➔			24.0225-4021.1 480311	Ø 254,0 x 68 / 256,2
1.6 HDi 90 8V	66	01/07→	➔				
 <b>Bremsbackensatz</b>							
1.6 HDi 90 16V	66	01/07→	➔	nicht für Wohnmobile		03.0137-0334.2 650334	TRW Ø 254 x 57 + HEB
1.6 HDi 90 8V	66	01/07→	➔			03.0520-7122.3 697122	TRW Ø 254 x 57 Ø 22,2 + RZ / + Zub TopKit
<b>PEUGEOT - ION 11/10→</b>							
 <b>Bremsbackensatz</b>							
Electric	35	11/10→	➔			03.0137-0525.2 650525	Ø 203 x 32 - HEB
Electric	47	11/10→	➔				
Electric	49	10/14→	➔				
<b>PEUGEOT - PARTNER Combispace (5F) 05/96→12/15</b>							
 <b>Radbremszylinder</b>							
1.1	44	06/96→10/02	➔	07/96→		24.3222-1734.3 020539	TRW Ø 22,2 ALU
1.9 D	50	06/96→12/02	➔				
1.4	55	06/96→12/15	➔	07/96→ 03/08		24.3222-1734.3 020539	TRW Ø 22,2 ALU
1.6 16V	80	07/01→03/08	➔	- ESP		24.3222-1734.3 020539	TRW Ø 22,2 ALU
2.0 HDi 4x4	66	04/04→08/05	➔				
1.6 Flexfuel	80	09/00→10/02	➔	07/01→; - ESP		24.3222-1734.3 020539	TRW Ø 22,2 ALU
1.6 HDi 75	55	02/06→12/13	➔	→ 03/08; - ESP		24.3222-1734.3 020539	TRW Ø 22,2 ALU
2.0 HDi	66	02/00→07/08	➔				
1.6 HDi 90	66	10/05→12/15	➔	02/06→ 03/08; - ESP		24.3222-1734.3 020539	TRW Ø 22,2 ALU
1.8	66	05/97→12/03	➔			24.3222-1734.3 020539	TRW Ø 22,2 ALU
Electric	28	01/98→12/01	➔				
1.9 D	51	05/96→12/98	➔	12/98→		24.3222-1734.3 020539	TRW Ø 22,2 ALU
↓							

























	kW					!#		
<b>PEUGEOT - PARTNER Combispace (5F) 05/96→12/15</b>								
 <b>Radbremsszylinder</b>								
1.9 D	51	12/98→07/08	➡	→ 03/08			24.3222-1734.3 020539	TRW Ø 22,2 ALU
<b>Zubehörsatz, Bremsbacken</b>								
1.1 1.9 D	44 50	06/96→10/02 06/96→12/02	➡	07/96→			03.0137-9220.2 669220	TRW
1.4	55	06/96→12/15	➡	07/96→ 03/08			03.0137-9220.2 669220	TRW
1.6 16V 2.0 HDi 4x4	80 66	07/01→03/08 04/04→08/05	➡	- ESP			03.0137-9220.2 669220	TRW
1.6 Flexfuel	80	09/00→10/02	➡	07/01→; - ESP			03.0137-9220.2 669220	TRW
1.6 HDi 75 2.0 HDI	55 66	02/06→12/13 02/00→07/08	➡	→ 03/08; - ESP			03.0137-9220.2 669220	TRW
1.6 HDi 90	66	10/05→12/15	➡	02/06→ 03/08; - ESP			03.0137-9220.2 669220	TRW
1.8 Electric	66 28	05/97→12/03 01/98→12/01	➡				03.0137-9220.2 669220	TRW
1.9 D	51	05/96→12/98	➡	12/98→			03.0137-9220.2 669220	TRW
1.9 D	51	12/98→07/08	➡	→ 03/08			03.0137-9220.2 669220	TRW
 <b>Bremstrommel</b>								
1.1 1.9 D	44 50	06/96→10/02 06/96→12/02	➡	07/96→			24.0222-8017.1 480071	Ø 229,0 x 50,8 / 230
1.4	55	06/96→12/15	➡	07/96→ 03/08			24.0222-8017.1 480071	Ø 229,0 x 50,8 / 230
1.6 16V 2.0 HDi 4x4	80 66	07/01→03/08 04/04→08/05	➡	- ESP			24.0222-8017.1 480071	Ø 229,0 x 50,8 / 230
1.6 Flexfuel	80	09/00→10/02	➡	07/01→; - ESP			24.0222-8017.1 480071	Ø 229,0 x 50,8 / 230
1.6 HDi 75 2.0 HDI	55 66	02/06→12/13 02/00→07/08	➡	→ 03/08; - ESP			24.0222-8017.1 480071	Ø 229,0 x 50,8 / 230
1.6 HDi 90	66	10/05→12/15	➡	02/06→ 03/08; - ESP			24.0222-8017.1 480071	Ø 229,0 x 50,8 / 230
1.8 Electric	66 28	05/97→12/03 01/98→12/01	➡				24.0222-8017.1 480071	Ø 229,0 x 50,8 / 230
1.9 D	51	05/96→12/98	➡	12/98→			24.0222-8017.1 480071	Ø 229,0 x 50,8 / 230
1.9 D	51	12/98→07/08	➡	→ 03/08			24.0222-8017.1 480071	Ø 229,0 x 50,8 / 230
 <b>Bremsbackensatz</b>								
1.1 1.9 D	44 50	06/96→10/02 06/96→12/02	➡	07/96→			03.0137-0341.2 650341	TRW Ø 229 x 42 + HEB
			➡	Orga 08001→			03.0520-6322.3 696322	TRW Ø 229 x 42 Ø 22,2 + RZ / + Zub TopKit
			➡	07/96→; →Orga 08000			03.0520-6322.3 696322	TRW Ø 229 x 42 Ø 22,2 + RZ / + Zub TopKit
1.4	55	06/96→12/15	➡	07/96→ 03/08			03.0137-0341.2 650341	TRW Ø 229 x 42 + HEB
			➡	Orga 08001→; → 03/08			03.0520-6322.3 696322	TRW Ø 229 x 42 Ø 22,2 + RZ / + Zub TopKit
			➡	07/96→; →Orga 08000			03.0520-6322.3 696322	TRW Ø 229 x 42 Ø 22,2 + RZ / + Zub TopKit
1.6 16V 2.0 HDi 4x4	80 66	07/01→03/08 04/04→08/05	➡	- ESP			03.0137-0341.2 650341 03.0520-6322.3 696322	TRW Ø 229 x 42 + HEB TRW Ø 229 x 42 Ø 22,2 + RZ / + Zub TopKit
1.6 Flexfuel	80	09/00→10/02	➡	07/01→; - ESP			03.0137-0341.2 650341 03.0520-6322.3 696322	TRW Ø 229 x 42 + HEB TRW Ø 229 x 42 Ø 22,2 + RZ / + Zub TopKit
1.6 HDi 75 2.0 HDI	55 66	02/06→12/13 02/00→07/08	➡	→ 03/08; - ESP			03.0137-0341.2 650341 03.0520-6322.3 696322	TRW Ø 229 x 42 + HEB TRW Ø 229 x 42 Ø 22,2 + RZ / + Zub TopKit
1.6 HDi 90	66	10/05→12/15	➡	02/06→ 03/08; - ESP			03.0137-0341.2 650341 03.0520-6322.3 696322	TRW Ø 229 x 42 + HEB TRW Ø 229 x 42 Ø 22,2 + RZ / + Zub TopKit
1.8 Electric	66 28	05/97→12/03 01/98→12/01	➡				03.0137-0341.2 650341	TRW Ø 229 x 42 + HEB
			➡	Orga 08001→			03.0520-6322.3 696322	TRW Ø 229 x 42 Ø 22,2 + RZ / + Zub TopKit
			➡	→Orga 08000			03.0520-6322.3 696322	TRW Ø 229 x 42 Ø 22,2 + RZ / + Zub TopKit
1.9 D	51	05/96→12/98	➡	12/98→			03.0137-0341.2 650341	TRW Ø 229 x 42 + HEB
			➡	12/98→; →Orga 08000			03.0520-6322.3 696322	TRW Ø 229 x 42 Ø 22,2 + RZ / + Zub TopKit
			➡	Orga 08001→			03.0520-6322.3 696322	TRW Ø 229 x 42 Ø 22,2 + RZ / + Zub TopKit
1.9 D	51	12/98→07/08	➡	→ 03/08			03.0137-0341.2 650341	TRW Ø 229 x 42 + HEB
↓								

	kw				!#		
<b>PEUGEOT - PARTNER Combispace (5F) 05/96→12/15</b>							
<b>Bremsbackensatz</b>							
1.9 D	51	12/98→07/08	➔	→Orga 08000		03.0520-6322.3 696322	TRW Ø 229 x 42 Ø 22,2 + RZ / + Zub TopKit
			➔	Orga 08001→; → 03/08		03.0520-6322.3 696322	TRW Ø 229 x 42 Ø 22,2 + RZ / + Zub TopKit
<b>Seilzug, Feststellbremse</b>							
1.1 1.9 D	44 50	06/96→10/02 06/96→12/02	➔	<input type="checkbox"/> ; 07/96→; →Orga 08393; Trommelbremse		24.3727-0314.2 580314	L= 1.745
			➔	<input type="checkbox"/> ; Orga 08394→; Trommelbremse		24.3727-0314.2 580314	L= 1.745
			➔	<input type="checkbox"/> ; 07/96→; →Orga 08393; Trommelbremse		24.3727-0315.2 580315	L= 1.818
			➔	<input type="checkbox"/> ; Orga 08394→; Trommelbremse		24.3727-0339.2 580339	L= 1.850
1.4	55	06/96→12/15	➔	<input type="checkbox"/> ; 07/96→; →Orga 08393; Trommelbremse		24.3727-0314.2 580314	L= 1.745
			➔	<input type="checkbox"/> ; Orga 08394→; → 03/08; Trommelbremse		24.3727-0314.2 580314	L= 1.745
			➔	<input type="checkbox"/> ; 07/96→; →Orga 08393; Trommelbremse		24.3727-0315.2 580315	L= 1.818
			➔	<input type="checkbox"/> ; Orga 08394→; → 03/08; Trommelbremse		24.3727-0339.2 580339	L= 1.850
1.6 16V 2.0 HDi 4x4	80 66	07/01→03/08 04/04→08/05	➔	<input type="checkbox"/> ; - ESP; Trommelbremse		24.3727-0314.2 580314	L= 1.745
			➔	<input type="checkbox"/> ; - ESP; Trommelbremse		24.3727-0339.2 580339	L= 1.850
			➔	<input type="checkbox"/> ; + ESP; Scheibenbremse		24.3727-0347.2 580347	L= 1.923
			➔	<input type="checkbox"/> ; + ESP; Scheibenbremse		24.3727-0349.2 580349	L= 1.820
1.6 Flexfuel	80	09/00→10/02	➔	<input type="checkbox"/> ; 07/01→; - ESP; Trommelbremse		24.3727-0314.2 580314	L= 1.745
			➔	<input type="checkbox"/> ; 07/01→; - ESP; Trommelbremse		24.3727-0339.2 580339	L= 1.850
			➔	<input type="checkbox"/> ; 07/01→; + ESP; Scheibenbremse		24.3727-0347.2 580347	L= 1.923
			➔	<input type="checkbox"/> ; 07/01→; + ESP; Scheibenbremse		24.3727-0349.2 580349	L= 1.820
1.6 HDi 75 2.0 HDI	55 66	02/06→12/13 02/00→07/08	➔	<input type="checkbox"/> ; → 03/08; - ESP; Trommelbremse		24.3727-0314.2 580314	L= 1.745
			➔	<input type="checkbox"/> ; → 03/08; - ESP; Trommelbremse		24.3727-0339.2 580339	L= 1.850
			➔	<input type="checkbox"/> ; → 03/08; + ESP; Scheibenbremse		24.3727-0347.2 580347	L= 1.923
			➔	<input type="checkbox"/> ; → 03/08; + ESP; Scheibenbremse		24.3727-0349.2 580349	L= 1.820
1.6 HDi 90	66	10/05→12/15	➔	<input type="checkbox"/> ; 02/06→ 03/08; - ESP; Trommelbremse		24.3727-0314.2 580314	L= 1.745
			➔	<input type="checkbox"/> ; 02/06→ 03/08; - ESP; Trommelbremse		24.3727-0339.2 580339	L= 1.850
			➔	<input type="checkbox"/> ; 02/06→ 03/08; + ESP; Scheibenbremse		24.3727-0347.2 580347	L= 1.923
			➔	<input type="checkbox"/> ; 02/06→ 03/08; + ESP; Scheibenbremse		24.3727-0349.2 580349	L= 1.820
1.8	66	05/97→12/03	➔	<input type="checkbox"/> ; Orga 08394→; Trommelbremse		24.3727-0314.2 580314	L= 1.745
			➔	<input type="checkbox"/> ; →Orga 08393; Trommelbremse		24.3727-0314.2 580314	L= 1.745
			➔	<input type="checkbox"/> ; →Orga 08393; Trommelbremse		24.3727-0315.2 580315	L= 1.818
			➔	<input type="checkbox"/> ; Orga 08394→; Trommelbremse		24.3727-0339.2 580339	L= 1.850
1.9 D	51	05/96→12/98	➔	<input type="checkbox"/> ; 12/98→; →Orga 08393; Trommelbremse		24.3727-0314.2 580314	L= 1.745
			➔	<input type="checkbox"/> ; Orga 08394→; Trommelbremse		24.3727-0314.2 580314	L= 1.745
			➔	<input type="checkbox"/> ; 12/98→; →Orga 08393; Trommelbremse		24.3727-0315.2 580315	L= 1.818
			➔	<input type="checkbox"/> ; Orga 08394→; Trommelbremse		24.3727-0339.2 580339	L= 1.850
1.9 D	51	12/98→07/08	➔	<input type="checkbox"/> ; Orga 08394→; → 03/08; Trommelbremse		24.3727-0314.2 580314	L= 1.745
			➔	<input type="checkbox"/> ; →Orga 08393; Trommelbremse		24.3727-0314.2 580314	L= 1.745
			➔	<input type="checkbox"/> ; →Orga 08393; Trommelbremse		24.3727-0315.2 580315	L= 1.818
			➔	<input type="checkbox"/> ; Orga 08394→; → 03/08; Trommelbremse		24.3727-0339.2 580339	L= 1.850
<b>PEUGEOT - PARTNER Kasten 04/08→</b>							
<b>Seilzug, Feststellbremse</b>							
1.6 1.6 1.6 1.6 1.6 BlueHDi 100 ↓	66 72 80 88 73	04/08→ 11/10→ 04/08→ 04/10→ 04/15→	➔	<input type="checkbox"/> ; Scheibenbremse	2	24.3727-0853.2 580853	L= 2.398

	kw				!#		
<b>PEUGEOT - PARTNER Kasten 04/08→</b>							
 <b>Seilzug, Feststellbremse</b>							
1.6 BlueHDi 120	88	04/15→	➔	⬇️; Scheibenbremse	2	24.3727-0853.2 580853	L= 2.398
1.6 HDi	55	04/08→					
1.6 HDi	66	12/11→					
1.6 HDi	67	09/09→12/12					
1.6 HDi	80	04/08→					
1.6 HDi	84	03/13→					
1.6 HDi 16V	66	04/08→					
1.6 HDi 16V 4x4	66	04/12→					
1.6 HDi 90	68	04/10→					
Électrique	49	06/13→					
1.6 HDi / BlueHDi 75	55	07/11→	➔	⬇️; 01/15→; Scheibenbremse	2	24.3727-0853.2 580853	L= 2.398
<b>PEUGEOT - PARTNER Kasten (5) 04/96→12/15</b>							
 <b>Radbremszylinder</b>							
1.1	44	06/96→09/05	➔	07/96→		24.3222-1734.3 020539	TRW Ø 22,2 ALU
1.8 D	43	06/96→12/02					
1.9 D	51	06/96→12/02					
1.4	54	11/02→10/06	➔			24.3222-1734.3 020539	TRW Ø 22,2 ALU
1.4 BiFuel	55	04/03→10/06					
1.8	66	03/97→08/00					
1.8 D	44	11/96→02/98					
1.9 D	50	05/96→12/98					
1.9 D 4x4	51	04/04→11/07					
1.4	55	06/96→12/15	➔	07/96→ 03/08		24.3222-1734.3 020539	TRW Ø 22,2 ALU
1.9 D	51	06/96→12/15					
1.6 HDi 75	55	02/06→07/08	➔	→ 03/08		24.3222-1734.3 020539	TRW Ø 22,2 ALU
1.6 HDi 90	66	02/06→12/15					
2.0 HDi	66	04/00→07/08	➔	→ 03/08; - ESP		24.3222-1734.3 020539	TRW Ø 22,2 ALU
2.0 HDi 4x4	66	04/04→08/05	➔	- ESP		24.3222-1734.3 020539	TRW Ø 22,2 ALU
Electric	25	04/96→12/02	➔	01/98→ 12/01		24.3222-1734.3 020539	TRW Ø 22,2 ALU
<b>Zubehörsatz, Bremsbacken</b>							
1.1	44	06/96→09/05	➔	07/96→		03.0137-9220.2 669220	TRW
1.8 D	43	06/96→12/02					
1.9 D	51	06/96→12/02					
1.4	54	11/02→10/06	➔			03.0137-9220.2 669220	TRW
1.4 BiFuel	55	04/03→10/06					
1.8	66	03/97→08/00					
1.8 D	44	11/96→02/98					
1.9 D	50	05/96→12/98					
1.9 D 4x4	51	04/04→11/07					
1.4	55	06/96→12/15	➔	07/96→ 03/08		03.0137-9220.2 669220	TRW
1.9 D	51	06/96→12/15					
1.6 HDi 75	55	02/06→07/08	➔	→ 03/08		03.0137-9220.2 669220	TRW
1.6 HDi 90	66	02/06→12/15					
2.0 HDi	66	04/00→07/08	➔	→ 03/08; - ESP		03.0137-9220.2 669220	TRW
2.0 HDi 4x4	66	04/04→08/05	➔	- ESP		03.0137-9220.2 669220	TRW
<b>Bremstrommel</b>							
1.1	44	06/96→09/05	➔	07/96→		24.0222-8017.1 480071	Ø 229,0 x 50,8 / 230
1.8 D	43	06/96→12/02					
1.9 D	51	06/96→12/02					
1.4	54	11/02→10/06	➔			24.0222-8017.1 480071	Ø 229,0 x 50,8 / 230
1.4 BiFuel	55	04/03→10/06					
1.8	66	03/97→08/00					
1.8 D	44	11/96→02/98					
1.9 D	50	05/96→12/98					
1.9 D 4x4	51	04/04→11/07					
1.4	55	06/96→12/15	➔	07/96→ 03/08		24.0222-8017.1 480071	Ø 229,0 x 50,8 / 230
1.9 D	51	06/96→12/15					
1.6 HDi 75	55	02/06→07/08	➔	→ 03/08		24.0222-8017.1 480071	Ø 229,0 x 50,8 / 230
1.6 HDi 90	66	02/06→12/15					
2.0 HDi	66	04/00→07/08	➔	→ 03/08; - ESP		24.0222-8017.1 480071	Ø 229,0 x 50,8 / 230
2.0 HDi 4x4	66	04/04→08/05	➔	- ESP		24.0222-8017.1 480071	Ø 229,0 x 50,8 / 230
Electric	25	04/96→12/02	➔	01/98→		24.0222-8017.1 480071	Ø 229,0 x 50,8 / 230
<b>Bremsbackensatz</b>							
1.1	44	06/96→09/05	➔	07/96→		03.0137-0341.2 650341	TRW Ø 229 x 42 + HEB
1.8 D	43	06/96→12/02	➔	Orga 08001→		03.0520-6322.3 696322	TRW Ø 229 x 42 Ø 22,2 + RZ / + Zub TopKit
1.9 D	51	06/96→12/02	➔	07/96→; →Orga 08000		03.0520-6322.3 696322	TRW Ø 229 x 42 Ø 22,2 + RZ / + Zub TopKit
↓							














	kw			!#		
<b>PEUGEOT - PARTNER Kasten (5) 04/96→12/15</b>						
<b>Brmsbackensatz</b>						
1.4	54	11/02→10/06	➔		03.0137-0341.2 650341	TRW Ø 229 x 42 + HEB
1.4 BiFuel	55	04/03→10/06	➔	Orga 08001→	03.0520-6322.3 696322	TRW Ø 229 x 42 Ø 22,2 + RZ / + Zub TopKit
1.8 D	44	11/96→02/98	➔			
1.9 D	50	05/96→12/98	➔	→Orga 08000	03.0520-6322.3 696322	TRW Ø 229 x 42 Ø 22,2 + RZ / + Zub TopKit
1.9 D 4x4	51	04/04→11/07	➔			
1.4	55	06/96→12/15	➔	07/96→ 03/08	03.0137-0341.2 650341	TRW Ø 229 x 42 + HEB
1.9 D	51	06/96→12/15	➔	Orga 08001→; → 03/08	03.0520-6322.3 696322	TRW Ø 229 x 42 Ø 22,2 + RZ / + Zub TopKit
			➔	07/96→; →Orga 08000	03.0520-6322.3 696322	TRW Ø 229 x 42 Ø 22,2 + RZ / + Zub TopKit
1.6 HDi 75	55	02/06→07/08	➔	→ 03/08	03.0137-0341.2 650341	TRW Ø 229 x 42 + HEB
1.6 HDi 90	66	02/06→12/15	➔		03.0520-6322.3 696322	TRW Ø 229 x 42 Ø 22,2 + RZ / + Zub TopKit
1.8	66	03/97→08/00	➔		03.0137-0341.2 650341	TRW Ø 229 x 42 + HEB
			➔		03.0520-6322.3 696322	TRW Ø 229 x 42 Ø 22,2 + RZ / + Zub TopKit
2.0 HDi	66	04/00→07/08	➔	→ 03/08; - ESP	03.0137-0341.2 650341	TRW Ø 229 x 42 + HEB
			➔		03.0520-6322.3 696322	TRW Ø 229 x 42 Ø 22,2 + RZ / + Zub TopKit
2.0 HDi 4x4	66	04/04→08/05	➔	- ESP	03.0137-0341.2 650341	TRW Ø 229 x 42 + HEB
			➔		03.0520-6322.3 696322	TRW Ø 229 x 42 Ø 22,2 + RZ / + Zub TopKit
Electric	25	04/96→12/02	➔	01/98→; →Orga 08000	03.0520-6322.3 696322	TRW Ø 229 x 42 Ø 22,2 + RZ / + Zub TopKit
			➔	Orga 08001→	03.0520-6322.3 696322	TRW Ø 229 x 42 Ø 22,2 + RZ / + Zub TopKit
<b>Seilzug, Feststellbremse</b>						
1.1	44	06/96→09/05	➔	<input type="checkbox"/> ; 07/96→; →Orga 08393; Trommelbremse	24.3727-0314.2 580314	L= 1.745
1.8 D	43	06/96→12/02	➔	<input type="checkbox"/> ; Orga 08394→; Scheiben/Trommel	24.3727-0314.2 580314	L= 1.745
1.9 D	51	06/96→12/02	➔	<input checked="" type="checkbox"/> ; 07/96→; →Orga 08393; Trommelbremse	24.3727-0315.2 580315	L= 1.818
			➔	<input checked="" type="checkbox"/> ; Orga 08394→; Scheiben/Trommel	24.3727-0339.2 580339	L= 1.850
1.4	54	11/02→10/06	➔	<input type="checkbox"/> ; Orga 08394→; Scheiben/Trommel	24.3727-0314.2 580314	L= 1.745
1.4 BiFuel	55	04/03→10/06	➔	<input type="checkbox"/> ; →Orga 08393; Trommelbremse	24.3727-0314.2 580314	L= 1.745
1.8	66	03/97→08/00	➔	<input checked="" type="checkbox"/> ; →Orga 08393; Trommelbremse	24.3727-0315.2 580315	L= 1.818
1.8 D	44	11/96→02/98	➔	<input checked="" type="checkbox"/> ; Orga 08394→; Scheiben/Trommel	24.3727-0339.2 580339	L= 1.850
1.9 D	50	05/96→12/98	➔			
1.9 D 4x4	51	04/04→11/07	➔			
1.4	55	06/96→12/15	➔	<input type="checkbox"/> ; 07/96→; →Orga 08393; Trommelbremse	24.3727-0314.2 580314	L= 1.745
1.9 D	51	06/96→12/15	➔	<input type="checkbox"/> ; Orga 08394→; → 03/08; Scheiben/Trommel	24.3727-0314.2 580314	L= 1.745
			➔	<input checked="" type="checkbox"/> ; 07/96→; →Orga 08393; Trommelbremse	24.3727-0315.2 580315	L= 1.818
			➔	<input checked="" type="checkbox"/> ; Orga 08394→; → 03/08; Scheiben/Trommel	24.3727-0339.2 580339	L= 1.850
1.6 HDi 75	55	02/06→07/08	➔	<input type="checkbox"/> ; → 03/08; Scheiben/Trommel	24.3727-0314.2 580314	L= 1.745
1.6 HDi 90	66	02/06→12/15	➔	<input checked="" type="checkbox"/> ; → 03/08; Scheiben/Trommel	24.3727-0339.2 580339	L= 1.850
2.0 HDi	66	04/00→07/08	➔			
2.0 HDi 4x4	66	04/04→08/05	➔	<input type="checkbox"/> ; Scheiben/Trommel	24.3727-0314.2 580314	L= 1.745
			➔	<input checked="" type="checkbox"/> ; Scheiben/Trommel	24.3727-0339.2 580339	L= 1.850
<b>PEUGEOT - PARTNER Pritsche/Fahrgestell 01/09→</b>						
<b>Seilzug, Feststellbremse</b>						
1.6 HDi	55	01/09→	➔	<input checked="" type="checkbox"/> ; Scheibenbremse	2 24.3727-0853.2 580853	L= 2.398
1.6 HDi	66	03/13→				
1.6 HDi 16V	66	01/09→				
<b>PEUGEOT - PARTNER Pritsche/Fahrgestell 01/99→07/08</b>						
<b>Radbremszylinder</b>						
1.9 D	51	01/99→07/08	➔	→ 03/08	24.3222-1734.3 020539	TRW Ø 22,2 ALU
2.0 HDi	66	11/02→07/08	➔	→ 03/08; - ESP	24.3222-1734.3 020539	TRW Ø 22,2 ALU
<b>Zubehrsatz, Bremsbacken</b>						
1.9 D	51	01/99→07/08	➔	→ 03/08	03.0137-9220.2 669220	TRW
↓						












	kw				!#		
<b>PEUGEOT - PARTNER Pritsche/Fahrgestell 01/99→07/08</b>							
<b>Zubehörsatz, Bremsbacken</b>							
2.0 HDi	66	11/02→07/08	➡	→ 03/08; - ESP		03.0137-9220.2 669220	TRW
<b> Bremstrommel</b>							
1.9 D	51	01/99→07/08	➡	→ 03/08		24.0222-8017.1 480071	Ø 229,0 x 50,8 / 230
2.0 HDi	66	11/02→07/08	➡	→ 03/08; - ESP		24.0222-8017.1 480071	Ø 229,0 x 50,8 / 230
<b> Bremsbackensatz</b>							
1.9 D	51	01/99→07/08	➡	→ 03/08		03.0137-0341.2 650341	TRW Ø 229 x 42 + HEB
			➡	→Orga 08000		03.0520-6322.3 696322	TRW Ø 229 x 42 Ø 22,2 + RZ / + Zub TopKit
			➡	Orga 08001→; → 03/08		03.0520-6322.3 696322	TRW Ø 229 x 42 Ø 22,2 + RZ / + Zub TopKit
2.0 HDi	66	11/02→07/08	➡	→ 03/08; - ESP		03.0137-0341.2 650341	TRW Ø 229 x 42 + HEB
			➡			03.0520-6322.3 696322	TRW Ø 229 x 42 Ø 22,2 + RZ / + Zub TopKit
<b> Seilzug, Feststellbremse</b>							
1.9 D	51	01/99→07/08	➡	<input type="checkbox"/> ; Orga 08394→; → 03/08; Scheiben/Trommel		24.3727-0314.2 580314	L= 1.745
			➡	<input type="checkbox"/> ; →Orga 08393; Trommelbremse		24.3727-0314.2 580314	L= 1.745
			➡	<input type="checkbox"/> ; →Orga 08393; Trommelbremse		24.3727-0315.2 580315	L= 1.818
			➡	<input type="checkbox"/> ; Orga 08394→; → 03/08; Scheiben/Trommel		24.3727-0339.2 580339	L= 1.850
2.0 HDi	66	11/02→07/08	➡	<input type="checkbox"/> ; → 03/08; Scheiben/Trommel		24.3727-0314.2 580314	L= 1.745
			➡	<input type="checkbox"/> ; → 03/08; Scheiben/Trommel		24.3727-0339.2 580339	L= 1.850
<b>PEUGEOT - PARTNER Tepee 04/08→</b>							
<b> Seilzug, Feststellbremse</b>							
1.2 THP	81	02/16→	➡	<input type="checkbox"/> ; Scheibenbremse	2	24.3727-0853.2 580853	L= 2.398
1.6	66	04/08→					
1.6	72	08/10→					
1.6	80	04/08→					
1.6	88	04/10→					
1.6 BlueHDi 100	73	12/14→					
1.6 BlueHDi 100 4x4	73	04/15→					
1.6 BlueHDi 120	88	12/14→					
1.6 HDi	55	04/08→					
1.6 HDi	66	03/13→					
1.6 HDi	80	04/08→					
1.6 HDi	82	08/10→					
1.6 HDi	84	03/13→					
1.6 HDi / BlueHDi 75	55	01/15→					
1.6 HDi 16V	66	04/08→					
1.6 HDi 90	68	04/10→					
1.6	81	09/08→	➡	<input type="checkbox"/> ; 04/10→; Scheibenbremse	2	24.3727-0853.2 580853	L= 2.398
<b>PORSCHE - 718 BOXSTER (982) 04/16→</b>							
<b> Bremsbackensatz, Feststellbremse</b>							
2.0	220	04/16→				03.0137-3054.2 653054	Ø 180 x 25 - HEB
2.5 GTS	269	10/17→					
S 2.5	257	04/16→					
<b>Reparaturatz, Automatische Nachstellung</b>							
2.0	220	04/16→				03.0137-9700.2 669700	
2.5 GTS	269	10/17→					
S 2.5	257	04/16→					
<b>PORSCHE - 718 CAYMAN (982) 04/16→</b>							
<b>Reparaturatz, Automatische Nachstellung</b>							
2.0	220	04/16→				03.0137-9700.2 669700	
2.5 GTS	269	10/17→					
S 2.5	257	04/16→					
<b>PORSCHE - 911 (991) 12/11→</b>							
<b> Bremsbackensatz, Feststellbremse</b>							
3.0 Carrera	272	11/15→				03.0137-3054.2 653054	Ø 180 x 25 - HEB
3.0 Carrera 4	272	11/15→					
3.0 Carrera 4 GTS	331	03/17→					
3.0 Carrera 4S	309	11/15→					
3.0 Carrera GTS	331	03/17→					
↓							












	kw				!#		
<b>PORSCHE - 911 (991) 12/11→</b>							
 <b>Bremsbackensatz, Feststellbremse</b>							
3.0 Carrera S	309	11/15→				03.0137-3054.2 653054	Ø 180 x 25 - HEB
3.0 Carrera T	272	01/18→					
3.4 Carrera	257	12/11→					
3.4 Carrera 4	257	11/12→					
3.8 Carrera 4S	294	11/12→					
3.8 Carrera 4S / 4 GTS	316	11/12→					
3.8 Carrera S	294	12/11→					
3.8 Carrera S / GTS	316	07/12→					
3.8 GT3	350	08/13→					
3.8 Turbo	383	09/13→					
3.8 Turbo	397	01/16→					
3.8 Turbo S	412	09/13→					
3.8 Turbo S	427	01/16→					
3.8 Turbo S	446	08/17→					
4.0 GT3 RS / R	368	04/15→					
<b>Reparaturatz, Automatische Nachstellung</b>							
3.0 Carrera	272	11/15→				03.0137-9700.2 669700	
3.0 Carrera 4	272	11/15→					
3.0 Carrera 4 GTS	331	03/17→					
3.0 Carrera 4S	309	11/15→					
3.0 Carrera GTS	331	03/17→					
3.0 Carrera S	309	11/15→					
3.0 Carrera T	272	01/18→					
3.4 Carrera	257	12/11→					
3.4 Carrera 4	257	11/12→					
3.8 Carrera 4S	294	11/12→					
3.8 Carrera 4S / 4 GTS	316	11/12→					
3.8 Carrera S	294	12/11→					
3.8 Carrera S / GTS	316	07/12→					
3.8 GT3	350	08/13→					
3.8 Turbo	383	09/13→					
3.8 Turbo	397	01/16→					
3.8 Turbo S	412	09/13→					
3.8 Turbo S	427	01/16→					
3.8 Turbo S	446	08/17→					
4.0 GT3 RS / R	368	04/15→					
<b>PORSCHE - 911 (996) 09/97→09/05</b>							
 <b>Bremsbackensatz, Feststellbremse</b>							
3.6 Carrera	235	10/01→08/05	➔	01/03→		03.0137-3002.2 653002	Ø 180 x 25 - HEB
3.6 Carrera 4	235	10/01→08/05					
3.6 GT2	340	04/01→08/05					
3.6 GT3	265	03/99→08/05					
3.6 Turbo 4	309	06/00→08/05					
3.6 Carrera 4S	254	02/03→08/05	➔			03.0137-3002.2 653002	Ø 180 x 25 - HEB
3.6 Carrera S	254	02/03→08/05					
3.6 GT2	355	10/03→08/05					
3.6 GT3	280	03/03→08/05					
3.6 S	331	08/04→08/05					
3.6 Turbo 4S	331	02/03→08/05					
<b>PORSCHE - 911 (997) 07/04→12/12</b>							
 <b>Bremsbackensatz, Feststellbremse</b>							
3.6 Carrera	235	08/04→07/05	➔			03.0137-3002.2 653002	Ø 180 x 25 - HEB
3.6 Carrera	239	07/04→12/08					
3.6 Carrera	242	07/04→12/08					
3.6 Carrera 4	239	07/04→12/08					
3.8 Carrera 4S	261	07/04→12/08					
3.8 Carrera S	261	07/04→12/08					
3.8 Carrera S	264	07/04→12/08					
<b>PORSCHE - 911 Cabriolet (991) 03/12→</b>							
 <b>Bremsbackensatz, Feststellbremse</b>							
3.0 Carrera	272	11/15→				03.0137-3054.2 653054	Ø 180 x 25 - HEB
3.0 Carrera 4	272	11/15→					
3.0 Carrera 4 GTS	331	03/17→					
3.0 Carrera 4S	309	11/15→					
3.0 Carrera GTS	331	03/17→					
3.0 Carrera S	309	11/15→					
3.4 Carrera	257	03/12→					
3.4 Carrera 4	257	11/12→					
3.8 Carrera 4S	294	11/12→					
3.8 Carrera 4S / 4 GTS	316	11/12→					
3.8 Carrera S	294	03/12→					
3.8 Carrera S / GTS	316	07/12→					
3.8 Turbo	383	12/13→					
3.8 Turbo	397	01/16→					
3.8 Turbo S	412	12/13→					
3.8 Turbo S	427	01/16→					












































	kw					#		
<b>PORSCHE - 911 Cabriolet (991) 03/12→</b>								
<b>Reparaturatz, Automatische Nachstellung</b>								
3.0 Carrera	272	11/15→					03.0137-9700.2 669700	
3.0 Carrera 4	272	11/15→						
3.0 Carrera 4 GTS	331	03/17→						
3.0 Carrera 4S	309	11/15→						
3.0 Carrera GTS	331	03/17→						
3.0 Carrera S	309	11/15→						
3.4 Carrera	257	03/12→						
3.4 Carrera 4	257	11/12→						
3.8 Carrera 4S	294	11/12→						
3.8 Carrera 4S / 4 GTS	316	11/12→						
3.8 Carrera S	294	03/12→						
3.8 Carrera S / GTS	316	07/12→						
3.8 Turbo	383	12/13→						
3.8 Turbo	397	01/16→						
3.8 Turbo S	412	12/13→						
3.8 Turbo S	427	01/16→						
<b>PORSCHE - 911 Cabriolet (996) 02/98→08/05</b>								
<b> Bremsbackensatz, Feststellbremse</b>								
3.6 Carrera	235	10/01→08/05	➔	01/03→			03.0137-3002.2 653002	Ø 180 x 25 - HEB
3.6 Carrera 4	235	10/01→08/05						
3.6 Carrera 4S	254	06/02→08/05						
3.6 Carrera S	254	06/02→08/05						
3.6 Turbo 4	309	10/03→08/05	➔				03.0137-3002.2 653002	Ø 180 x 25 - HEB
3.6 Turbo 4S	331	10/03→08/05						
<b>PORSCHE - 911 Cabriolet (997) 04/05→12/12</b>								
<b> Bremsbackensatz, Feststellbremse</b>								
3.6 Carrera	235	04/05→07/05	➔				03.0137-3002.2 653002	Ø 180 x 25 - HEB
3.6 Carrera	239	04/05→12/08						
3.6 Carrera	242	04/05→12/08						
3.6 Carrera 4	239	04/05→12/08						
3.6 Carrera 4	242	04/05→12/08						
3.8 Carrera 4S	261	04/05→12/08						
3.8 Carrera 4S	264	04/05→12/10						
3.8 Carrera 4S	280	08/05→12/08						
3.8 Carrera S	261	04/05→12/08						
3.8 Carrera S	264	04/05→12/08						
3.8 Carrera S	280	08/05→12/08						
<b>PORSCHE - 911 Targa (991) 05/14→</b>								
<b> Bremsbackensatz, Feststellbremse</b>								
3.0 Carrera 4	272	11/15→					03.0137-3054.2 653054	Ø 180 x 25 - HEB
3.0 Carrera 4 GTS	331	03/17→						
3.0 Carrera 4S	309	11/15→						
3.4 Carrera 4	257	05/14→						
3.8 Carrera 4S	294	05/14→						
3.8 Carrera 4S / 4 GTS	316	05/14→						
<b>Reparaturatz, Automatische Nachstellung</b>								
3.0 Carrera 4	272	11/15→					03.0137-9700.2 669700	
3.0 Carrera 4 GTS	331	03/17→						
3.0 Carrera 4S	309	11/15→						
3.4 Carrera 4	257	05/14→						
3.8 Carrera 4S	294	05/14→						
3.8 Carrera 4S / 4 GTS	316	05/14→						
<b>PORSCHE - 911 Targa (996) 12/01→08/05</b>								
<b> Bremsbackensatz, Feststellbremse</b>								
3.6	235	12/01→08/05	➔	01/03→			03.0137-3002.2 653002	Ø 180 x 25 - HEB
<b>PORSCHE - 918 Spyder 11/13→</b>								
<b> Bremsbackensatz, Feststellbremse</b>								
4.6	652	11/13→					03.0137-3054.2 653054	Ø 180 x 25 - HEB
<b>Reparaturatz, Automatische Nachstellung</b>								
4.6	652	11/13→					03.0137-9700.2 669700	
<b>PORSCHE - BOXSTER (981) 04/12→</b>								
<b> Bremsbackensatz, Feststellbremse</b>								
2.7	195	04/12→					03.0137-3054.2 653054	Ø 180 x 25 - HEB
GTS 3.4	243	02/14→						
S 3.4	232	04/12→						
↓								

	kw				!#		
<b>PORSCHE - BOXSTER (981) 04/12→</b>							
<b>Reparaturatz, Automatische Nachstellung</b>							
2.7 GTS 3.4 S 3.4	195 243 232	04/12→ 02/14→ 04/12→				03.0137-9700.2 669700	
<b>PORSCHE - BOXSTER (986) 09/96→12/04</b>							
<b> Bremsbackensatz, Feststellbremse</b>							
2.5	150	09/96→08/99	➡	→ 07/99		03.0137-0421.2 650421	Ø 164 x 20
2.7	155	06/99→12/02	➡	08/99→ 06/02		03.0137-0421.2 650421	Ø 164 x 20
2.7	162	08/99→07/02	➡	→ 06/02		03.0137-0421.2 650421	Ø 164 x 20
2.7	168	07/02→12/04	➡			03.0137-0421.2 650421	Ø 164 x 20
S 3.2 S 3.2	191 196	07/02→12/04 01/04→12/04	➡			03.0137-3002.2 653002	Ø 180 x 25 - HEB
<b>PORSCHE - BOXSTER (987) 11/04→12/11</b>							
<b> Bremsbackensatz, Feststellbremse</b>							
2.7 S 3.2	176 206	11/04→12/06 11/04→12/06	➡	→ 07/06		03.0137-3002.2 653002	Ø 180 x 25 - HEB
2.7 S 3.4	180 217	07/06→12/09 07/06→12/09	➡			03.0137-3002.2 653002	Ø 180 x 25 - HEB
2.9 S 3.4	188 228	06/09→12/11 06/09→12/11	➡	→ 09/11		03.0137-3002.2 653002	Ø 180 x 25 - HEB
S 3.4	223	08/08→12/09	➡	06/09→		03.0137-3002.2 653002	Ø 180 x 25 - HEB
<b>PORSCHE - BOXSTER Spyder (981) 07/15→</b>							
<b> Bremsbackensatz, Feststellbremse</b>							
3.8	276	07/15→	➡			03.0137-3054.2 653054	Ø 180 x 25 - HEB
<b>Reparaturatz, Automatische Nachstellung</b>							
3.8	276	07/15→				03.0137-9700.2 669700	
<b>PORSCHE - BOXSTER Spyder (987) 09/07→12/11</b>							
<b> Bremsbackensatz, Feststellbremse</b>							
3.4 RS 60	223	09/07→12/08	➡	08/08→		03.0137-3002.2 653002	Ø 180 x 25 - HEB
<b>PORSCHE - CAYENNE (9PA) 09/02→12/10</b>							
<b> Bremsbackensatz, Feststellbremse</b>							
3.0 TDI 3.6 GTS 4.8 S 4.8 Turbo S 4.8	176 213 298 283 368	02/09→09/10 02/07→09/10 10/07→09/10 02/07→09/10 02/07→09/10	➡	→ 04/10		03.0137-0451.2 650451	Ø 210 x 30
3.2	177	08/03→09/07	➡	10/03→ 12/06		03.0137-0451.2 650451	Ø 210 x 30
3.2 S 4.5 Turbo 4.5	184 250 331	10/03→09/07 09/02→09/07 09/02→09/07	➡	→ 12/06		03.0137-0451.2 650451	Ø 210 x 30
<b>Zubehörsatz, Feststellbremsbacken</b>							
3.0 TDI 3.6 GTS 4.8 S 4.8 Turbo S 4.8	176 213 298 283 368	02/09→09/10 02/07→09/10 10/07→09/10 02/07→09/10 02/07→09/10	➡	→ 04/10		03.0137-9288.2 669288	
3.2	177	08/03→09/07	➡	10/03→ 12/06		03.0137-9288.2 669288	
3.2 S 4.5 Turbo 4.5	184 250 331	10/03→09/07 09/02→09/07 09/02→09/07	➡	→ 12/06		03.0137-9288.2 669288	
<b>Reparaturatz, Automatische Nachstellung</b>							
3.0 TDI 3.6 GTS 4.8 S 4.8 Turbo S 4.8	176 213 298 283 368	02/09→09/10 02/07→09/10 10/07→09/10 02/07→09/10 02/07→09/10		→ 04/10		03.0137-9700.2 669700 03.0137-9702.2 669702	
3.2	177	08/03→09/07		10/03→ 12/06		03.0137-9700.2 669700 03.0137-9702.2 669702	
3.2 S 4.5 Turbo 4.5	184 250 331	10/03→09/07 09/02→09/07 09/02→09/07		→ 12/06		03.0137-9700.2 669700 03.0137-9702.2 669702	








	kW					#			
<b>PORSCHE - CAYENNE (9YA) 05/17→</b>									
<b>Reparaturatz, Automatische Nachstellung</b>									
2.9 S	324	05/17→					03.0137-9700.2	669700	
3.0 AWD	250	05/17→							
4.0 Turbo	404	05/17→							
<b>PORSCHE - CAYENNE (92A) 06/10→</b>									
<b> Bremsbackensatz, Feststellbremse</b>									
3.0 Diesel	155	06/10→		→ 12/10			03.0137-3019.2	653019	Ø 210 x 30 - HEB
3.0 Diesel	176	06/10→							
3.0 S E-Hybrid	245	06/10→		01/11→			03.0137-3019.2	653019	Ø 210 x 30 - HEB
3.6	220	06/10→							
4.8 S	294	06/10→							
4.8 Turbo	368	06/10→							
4.8 Turbo	397	06/10→							
3.0 Diesel	180	06/11→					03.0137-3019.2	653019	Ø 210 x 30 - HEB
3.0 Diesel	193	10/14→							
3.0 S E-Hybrid	306	10/14→							
3.6 GTS	324	02/15→							
3.6 S	309	10/14→							
4.2 S Diesel	281	10/12→							
4.2 S Diesel	283	10/14→							
4.8 GTS	309	06/12→							
4.8 Turbo	382	10/14→							
4.8 Turbo S	405	10/12→							
4.8 Turbo S	419	01/15→							
3.0 Diesel	184	08/14→		10/14→			03.0137-3019.2	653019	Ø 210 x 30 - HEB
<b>Zubehörsatz, Feststellbremsbacken</b>									
3.0 Diesel	155	06/10→		→ 12/10			03.0137-9288.2	669288	
3.0 Diesel	176	06/10→							
3.0 S E-Hybrid	245	06/10→							
3.6	220	06/10→							
4.8 S	294	06/10→							
4.8 Turbo	368	06/10→							
4.8 Turbo	397	06/10→							
<b>PORSCHE - CAYMAN (981) 03/13→</b>									
<b> Bremsbackensatz, Feststellbremse</b>									
2.7	202	03/13→					03.0137-3054.2	653054	Ø 180 x 25 - HEB
3.8 GT4	283	01/15→							
GTS 3.4	250	02/14→							
S 3.4	239	03/13→							
<b>Reparaturatz, Automatische Nachstellung</b>									
2.7	202	03/13→					03.0137-9700.2	669700	
3.8 GT4	283	01/15→							
GTS 3.4	250	02/14→							
S 3.4	239	03/13→							
<b>PORSCHE - CAYMAN (987) 11/05→12/13</b>									
<b> Bremsbackensatz, Feststellbremse</b>									
2.7	180	07/06→12/09	➔				03.0137-3002.2	653002	Ø 180 x 25 - HEB
S 3.4	217	11/05→12/09							
<b>PORSCHE - PANAMERA (970) 03/09→10/16</b>									
<b> Bremsbackensatz, Feststellbremse</b>									
3.0 4S	309	07/13→10/16	➔				03.0137-3054.2	653054	Ø 180 x 25 - HEB
3.0 D	155	08/11→07/13							
3.0 D	184	08/11→07/13							
3.0 S	309	07/13→10/16							
3.0 S E-Hybrid	245	03/11→07/13							
3.0 S E-Hybrid	279	03/11→07/13							
3.0 S E-Hybrid	306	07/13→10/16							
3.6	220	05/10→07/13							
3.6	228	07/13→10/16							
3.6 4	220	05/10→07/13							
3.6 4	228	07/13→10/16							
4.8 4S	294	09/09→07/13							
4.8 GTS	316	01/12→07/13							
4.8 GTS	324	07/13→10/16							
4.8 S	294	09/09→07/13							
4.8 Turbo	368	09/09→07/13							
4.8 Turbo	382	07/13→10/16							
4.8 Turbo	397	08/10→07/13							
4.8 Turbo S	404	05/11→07/13							
3.0 D	221	07/13→10/16	➔	01/14→			03.0137-3054.2	653054	Ø 180 x 25 - HEB
4.8 Turbo S	419	07/13→10/16							







	kW				#		
<b>PORSCHE - PANAMERA (971) 11/16→</b>							
<b>Reparatursatz, Automatische Nachstellung</b>							
2.9 4 E-Hybrid	243	11/16→				03.0137-9700.2	669700
2.9 4 E-Hybrid	340	11/16→					
2.9 4S	324	11/16→					
3.0	243	11/16→					
3.0 4	243	11/16→					
4.0 4S Diesel	310	11/16→					
4.0 Turbo	404	11/16→					
4.0 Turbo S E-Hybrid	404	07/17→					
4.0 Turbo S E-Hybrid	500	07/17→					
<b>PROTON - PERSONA 300 (C9_M) 03/96→07/04</b>							
 <b>Radbremszylinder</b>							
313i	55	03/96→01/00	➔			24.3219-1752.3	020505 Ø 19,05 GG
315 GLi/GLSi	66	03/96→07/00					
315 GLSi	64	09/96→07/00					
<b>Zubehörsatz, Bremsbacken</b>							
313i	55	03/96→01/00	➔			03.0137-9107.2	669107
315 GLi/GLSi	66	03/96→07/00					
315 GLSi	64	09/96→07/00					
 <b>Bremsbackensatz</b>							
313i	55	03/96→01/00	➔			03.0137-0216.2	650216 Ø 180 x 37 + HEB
315 GLi/GLSi	66	03/96→07/00					
315 GLSi	64	09/96→07/00					
<b>PROTON - PERSONA 400 (C9_S) 01/94→02/08</b>							
 <b>Radbremszylinder</b>							
413	55	01/94→06/03	➔	→ 07/00		24.3219-1752.3	020505 Ø 19,05 GG
415 GLi/GLSi	66	01/94→07/00	➔			24.3219-1752.3	020505 Ø 19,05 GG
420 TD	60	09/96→07/00					
420 GLS D	48	05/96→04/99	➔	09/96→		24.3219-1752.3	020505 Ø 19,05 GG
<b>Zubehörsatz, Bremsbacken</b>							
413	55	01/94→06/03	➔	→ 07/00		03.0137-9107.2	669107
415 GLi/GLSi	66	01/94→07/00	➔			03.0137-9107.2	669107
420 TD	60	09/96→07/00					
420 GLS D	48	05/96→04/99	➔	09/96→		03.0137-9107.2	669107
 <b>Bremsbackensatz</b>							
413	55	01/94→06/03	➔	→ 07/00		03.0137-0216.2	650216 Ø 180 x 37 + HEB
415 GLi/GLSi	66	01/94→07/00	➔			03.0137-0216.2	650216 Ø 180 x 37 + HEB
420 TD	60	09/96→07/00					
420 GLS D	48	05/96→04/99	➔	09/96→		03.0137-0216.2	650216 Ø 180 x 37 + HEB
<b>PROTON - PERSONA 400 Hatchback (C9_C, C9_S) 01/94→02/08</b>							
 <b>Radbremszylinder</b>							
413 GLSi	55	01/94→01/00	➔			24.3219-1752.3	020505 Ø 19,05 GG
415 GLi/GLSi	66	01/94→07/00					
420 D	60	09/96→07/00					
420 GLS D	48	05/96→04/99	➔	09/96→		24.3219-1752.3	020505 Ø 19,05 GG
<b>Zubehörsatz, Bremsbacken</b>							
413 GLSi	55	01/94→01/00	➔			03.0137-9107.2	669107
415 GLi/GLSi	66	01/94→07/00					
420 D	60	09/96→07/00					
420 GLS D	48	05/96→04/99	➔	09/96→		03.0137-9107.2	669107
 <b>Bremsbackensatz</b>							
413 GLSi	55	01/94→01/00	➔			03.0137-0216.2	650216 Ø 180 x 37 + HEB
415 GLi/GLSi	66	01/94→07/00					
420 D	60	09/96→07/00					
420 GLS D	48	05/96→04/99	➔	09/96→		03.0137-0216.2	650216 Ø 180 x 37 + HEB
<b>PROTON - WIRA 05/95→</b>							
 <b>Radbremszylinder</b>							
1.3	55	08/00→	➔	→ 09/05		24.3219-1752.3	020505 Ø 19,05 GG
1.5	64	08/00→					

	kw				!#		
<b>PROTON - WIRA Hatchback 01/00→</b>							
 <b>Radbremsszylinder</b>							
1.3 1.5	55 64	08/00→ 08/00→	➔	→ 09/05		24.3219-1752.3 020505	Ø 19,05 GG
<b>RENAULT - 19 II (B/C53_) 01/91→06/01</b>							
 <b>Radbremsszylinder</b>							
1.4	57	05/93→12/98	➔	☐; 09/94→ 12/95; - ABS		24.3220-1615.3 020242 24.3220-1617.3 020244	TRW Ø 20,64 GG BDX Ø 20,64 GG
			➔	☐; 09/94→ 12/95; - ABS		24.3220-1616.3 020243 24.3220-1618.3 020245	TRW Ø 20,64 GG BDX Ø 20,64 GG
			➔	☐; → 12/95; - ABS		24.3220-1617.3 020244	BDX Ø 20,64 GG
			➔	☐; → 12/95; - ABS		24.3220-1618.3 020245	BDX Ø 20,64 GG
<b>Zubehörsatz, Bremsbacken</b>							
1.4	57	05/93→12/98	➔	09/94→ 12/95; - ABS		03.0137-9056.2 669056 03.0137-9086.2 669086	TRW BDX
 <b>Bremstrommel</b>							
1.4	57	05/93→12/98	➔	→ 12/95; - ABS		24.0218-0032.1 480118 24.0218-0732.2 480207	Ø 180,0 x 53,5 / 181 - RLG Ø 180,0 x 53,5 / 181 + RLG
 <b>Bremsbackensatz</b>							
1.4	57	05/93→12/98	➔	09/94→ 12/95; - ABS		03.0137-0201.2 650201 03.0137-0209.2 650209 03.0520-2020.3 692020 03.0520-2920.3 692920	TRW Ø 180 x 41 + HEB BDX Ø 180 x 42 BDX Ø 180 x 42 Ø 20,64 + RZ / + Zub TopKit TRW Ø 180 x 41 Ø 20,64 + RZ / + Zub TopKit
 <b>Seilzug, Feststellbremse</b>							
1.4	57	05/93→12/98	➔	☒; → 12/95; - ABS; Trommelbremse	2	24.3727-1012.2 581012	L= 1.564
<b>RENAULT - 19 II Cabriolet (D53_, 853_) 04/92→06/01</b>							
 <b>Radbremsszylinder</b>							
1.8 (853A)	66	09/93→06/96	➔	☐; - ABS		24.3220-1615.3 020242 24.3220-1617.3 020244	TRW Ø 20,64 GG BDX Ø 20,64 GG
			➔	☐; - ABS		24.3220-1616.3 020243 24.3220-1618.3 020245	TRW Ø 20,64 GG BDX Ø 20,64 GG
1.8 (D53Y)	65	04/92→06/96	➔	☐; → 12/94; - ABS		24.3220-1615.3 020242 24.3220-1617.3 020244	TRW Ø 20,64 GG BDX Ø 20,64 GG
			➔	☐; → 12/94; - ABS		24.3220-1616.3 020243 24.3220-1618.3 020245	TRW Ø 20,64 GG BDX Ø 20,64 GG
<b>Zubehörsatz, Bremsbacken</b>							
1.8 (853A)	66	09/93→06/96	➔	- ABS		03.0137-9056.2 669056 03.0137-9086.2 669086	TRW BDX
1.8 (D53V, 853F, D53C)	79	07/94→06/96	➔	09/94→; - ABS		03.0137-9125.2 669125	BDX
1.8 (D53Y)	65	04/92→06/96	➔	→ 12/94; - ABS		03.0137-9056.2 669056 03.0137-9086.2 669086	TRW BDX
 <b>Bremstrommel</b>							
1.8 (853A)	66	09/93→06/96	➔	- ABS		24.0218-0032.1 480118 24.0218-0732.2 480207	Ø 180,0 x 53,5 / 181 - RLG Ø 180,0 x 53,5 / 181 + RLG
1.8 (D53V, 853F, D53C)	79	07/94→06/96	➔	09/94→; - ABS		24.0220-3021.1 480127	Ø 203,0 x 48 / 204,5 - RLG / - ABS Ring
1.8 (D53Y)	65	04/92→06/96	➔	→ 12/94; - ABS		24.0218-0032.1 480118 24.0218-0732.2 480207	Ø 180,0 x 53,5 / 181 - RLG Ø 180,0 x 53,5 / 181 + RLG
 <b>Bremsbackensatz</b>							
1.8 (853A)	66	09/93→06/96	➔	- ABS		03.0137-0201.2 650201 03.0137-0209.2 650209 03.0520-2020.3 692020 03.0520-2920.3 692920	TRW Ø 180 x 41 + HEB BDX Ø 180 x 42 BDX Ø 180 x 42 Ø 20,64 + RZ / + Zub TopKit TRW Ø 180 x 41 Ø 20,64 + RZ / + Zub TopKit
↓							







	kw				!#		
<b>RENAULT - 19 II Cabriolet (D53_, 853_) 04/92→06/01</b>							
 <b>Bremsbackensatz</b>							
1.8 (D53V, 853F, D53C)	79	07/94→06/96	➔	09/94→; - ABS		<b>03.0137-0211.2 650211</b> <b>03.0520-1919.3 691919</b>	BDX Ø 203 x 39 BDX Ø 203 x 39 Ø 19,05 + RZ / + Zub TopKit
1.8 (D53Y)	65	04/92→06/96	➔	→ 12/94; - ABS		<b>03.0137-0201.2 650201</b> <b>03.0137-0209.2 650209</b> <b>03.0520-2020.3 692020</b> <b>03.0520-2920.3 692920</b>	TRW Ø 180 x 41 + HEB BDX Ø 180 x 42 BDX Ø 180 x 42 Ø 20,64 + RZ / + Zub TopKit TRW Ø 180 x 41 Ø 20,64 + RZ / + Zub TopKit
 <b>Seilzug, Feststellbremse</b>							
1.8 1.8 16V (D53D)	86 99	01/95→06/01 04/92→06/96	➔	☒; → 03/95; Scheibenbremse	2	<b>24.3727-1011.2 581011</b>	L= 1.564
1.8 (853A)	66	09/93→06/96	➔	☒; + ABS; Scheibenbremse	2	<b>24.3727-1011.2 581011</b>	L= 1.564
			➔	☒; - ABS; Trommelbremse	2	<b>24.3727-1012.2 581012</b>	L= 1.564
1.8 (D53V, 853F, D53C)	79	07/94→06/96	➔	☒; 09/94→; Scheibenbremse	2	<b>24.3727-1011.2 581011</b>	L= 1.564
1.8 (D53Y)	65	04/92→06/96	➔	☒; → 12/94; + ABS; Scheibenbremse	2	<b>24.3727-1011.2 581011</b>	L= 1.564
			➔	☒; → 12/94; - ABS; Trommelbremse	2	<b>24.3727-1012.2 581012</b>	L= 1.564
<b>RENAULT - ALASKAN 10/16→</b>							
 <b>Bremsbackensatz</b>							
2.3 dCi 163 4x4 (U3MB)	120	09/17→	➔			<b>03.0137-0519.2 650519</b>	Ø 294 x 56 - HEB
2.3 dCi 190 4x4 (U3MD)	140	09/17→					
<b>RENAULT - CAPTUR (J5_, H5_) 06/13→</b>							
 <b>Radbremsszylinder</b>							
0.9 TCe 90	66	06/13→	➔			<b>24.3219-1761.3 020536</b>	Ø 19,05 ALU
1.2 TCe 120	87	01/16→	➔			<b>24.3222-1729.3 020526</b>	Ø 22,2 ALU
1.2 TCe 120	88	06/13→					
1.5 dCi 110	81	01/15→					
1.5 dCi 90	66	06/13→					
<b>Zubehörsatz, Bremsbacken</b>							
0.9 TCe 90	66	06/13→	➔			<b>03.0137-9228.2 669228</b>	BDX
1.2 TCe 120	87	01/16→					
1.2 TCe 120	88	06/13→					
1.5 dCi 110	81	01/15→					
1.5 dCi 90	66	06/13→					
 <b>Bremsbackensatz</b>							
0.9 TCe 90	66	06/13→	➔			<b>03.0137-0496.2 650496</b> <b>03.0520-7919.3 697919</b>	BDX Ø 228 x 42 + HEB Ø 228 x 42 Ø 19,05 + RZ / + Zub TopKit
1.2 TCe 120	87	01/16→	➔			<b>03.0137-0496.2 650496</b> <b>03.0520-7222.3 697222</b>	BDX Ø 228 x 42 + HEB Ø 228 x 42 Ø 22,2 + RZ / + Zub TopKit
1.2 TCe 120	88	06/13→					
1.5 dCi 110	81	01/15→					
1.5 dCi 90	66	06/13→					
<b>RENAULT - CLIO I (B/C57_, 5/357_) 05/90→09/98</b>							
 <b>Radbremsszylinder</b>							
1.1	34	01/91→09/98	➔	☒; 04/91→		<b>24.3220-1623.3 020353</b> <b>24.3220-1713.3 020410</b>	BDX Ø 20,64 GG Ø 20,64 GG
			➔	☒; → 03/91		<b>24.3220-1623.3 020353</b> <b>24.3220-1713.3 020410</b>	BDX Ø 20,64 GG Ø 20,64 GG
			➔	☒; 04/91→		<b>24.3220-1624.3 020354</b> <b>24.3220-1714.3 020411</b>	BDX Ø 20,64 GG Ø 20,64 GG
			➔	☒; → 03/91		<b>24.3220-1624.3 020354</b> <b>24.3220-1714.3 020411</b>	BDX Ø 20,64 GG Ø 20,64 GG
1.2 (5/357Y, 5/357K)	40	01/96→09/98	➔	☒; - ABS		<b>24.3220-1623.3 020353</b> <b>24.3220-1713.3 020410</b>	BDX Ø 20,64 GG Ø 20,64 GG
1.2 (B/C/S577)	40	01/96→12/96					
1.9 D	40	01/97→09/98	➔	☒; - ABS		<b>24.3220-1624.3 020354</b> <b>24.3220-1714.3 020411</b>	BDX Ø 20,64 GG Ø 20,64 GG
1.2 (5/357Y, 5/357K)	43	01/96→09/98	➔	☒; - ABS		<b>24.3220-1623.3 020353</b> <b>24.3220-1713.3 020410</b>	BDX Ø 20,64 GG Ø 20,64 GG
			➔	☒; 05/96→		<b>24.3220-1623.3 020353</b> <b>24.3220-1713.3 020410</b>	BDX Ø 20,64 GG Ø 20,64 GG
↓							









	kw				!#		
<b>RENAULT - CLIO I (B/C57_, 5/357_) 05/90→09/98</b>							
<b> Radbremszylinder</b>							
1.2 (5/357Y, 5/357K)	43	01/96→09/98	➔	☐; → 04/96	24.3220-1623.3	020353	BDX Ø 20,64 GG
			➔	☐; - ABS	24.3220-1713.3	020410	Ø 20,64 GG
			➔	☐; - ABS	24.3220-1624.3	020354	BDX Ø 20,64 GG
			➔	☐; 05/96→	24.3220-1714.3	020411	Ø 20,64 GG
1.2 (B/C/S572)	44	05/90→03/96	➔	☐; → 03/91; - ABS	24.3220-1624.3	020354	BDX Ø 20,64 GG
			➔	☐; → 03/91; - ABS	24.3220-1714.3	020411	Ø 20,64 GG
			➔	☐; → 04/91→; - ABS	24.3220-1623.3	020353	BDX Ø 20,64 GG
			➔	☐; → 04/91→; - ABS	24.3220-1713.3	020410	Ø 20,64 GG
1.2 (B/C/S57A, B/C57S, 5/357F, 5/357J, 5/357L, 5/357R)	43	05/90→09/98	➔	☐; 01/94→ 04/96	24.3220-1623.3	020353	BDX Ø 20,64 GG
			➔	☐; → 03/91; - ABS	24.3220-1713.3	020410	Ø 20,64 GG
			➔	☐; 04/91→; - ABS	24.3220-1623.3	020353	BDX Ø 20,64 GG
			➔	☐; 04/91→; - ABS	24.3220-1713.3	020410	Ø 20,64 GG
			➔	☐; → 03/91; - ABS	24.3220-1624.3	020354	BDX Ø 20,64 GG
			➔	☐; → 03/91; - ABS	24.3220-1714.3	020411	Ø 20,64 GG
1.2 (B/C57R)	40	01/91→06/96	➔	☐; → 03/91; - ABS	24.3220-1624.3	020354	BDX Ø 20,64 GG
			➔	☐; → 03/91; - ABS	24.3220-1714.3	020411	Ø 20,64 GG
			➔	☐; 04/91→ 01/96; - ABS	24.3220-1623.3	020353	BDX Ø 20,64 GG
			➔	☐; 04/91→ 01/96; - ABS	24.3220-1713.3	020410	Ø 20,64 GG
			➔	☐; → 03/91; - ABS	24.3220-1624.3	020354	BDX Ø 20,64 GG
			➔	☐; → 03/91; - ABS	24.3220-1714.3	020411	Ø 20,64 GG
1.4	57	05/90→02/98	➔	☐; 04/91→ 04/96; - ABS	24.3220-1624.3	020354	BDX Ø 20,64 GG
			➔	☐; 04/91→ 04/96; - ABS	24.3220-1714.3	020411	Ø 20,64 GG
			➔	☐; 05/96→; - ABS	24.3220-1623.3	020353	BDX Ø 20,64 GG
			➔	☐; 05/96→; - ABS	24.3220-1713.3	020410	Ø 20,64 GG
			➔	☐; 01/91→ 03/91; - ABS	24.3220-1623.3	020353	BDX Ø 20,64 GG
			➔	☐; 01/91→ 03/91; - ABS	24.3220-1713.3	020410	Ø 20,64 GG
1.4 1.4 (B/C57T, B/C57Y) 1.4 (B57J, C57J)	59 58 55	01/91→09/98 01/91→09/98 01/91→09/98	➔	☐; 04/91→ 04/96; - ABS	24.3220-1623.3	020353	BDX Ø 20,64 GG
			➔	☐; 04/91→ 04/96; - ABS	24.3220-1713.3	020410	Ø 20,64 GG
			➔	☐; → 03/91; - ABS	24.3220-1623.3	020353	BDX Ø 20,64 GG
			➔	☐; → 03/91; - ABS	24.3220-1713.3	020410	Ø 20,64 GG
			➔	☐; 05/96→; - ABS	24.3220-1623.3	020353	BDX Ø 20,64 GG
			➔	☐; 05/96→; - ABS	24.3220-1713.3	020410	Ø 20,64 GG
			➔	☐; → 03/91; - ABS	24.3220-1624.3	020354	BDX Ø 20,64 GG
			➔	☐; → 03/91; - ABS	24.3220-1714.3	020411	Ø 20,64 GG
1.8	66	08/90→04/96	➔	☐; 08/94→	24.3220-1624.3	020354	BDX Ø 20,64 GG
			➔	☐; 08/94→	24.3220-1623.3	020353	BDX Ø 20,64 GG
			➔	☐; 08/94→	24.3220-1713.3	020410	Ø 20,64 GG
			➔	☐; 08/94→	24.3220-1624.3	020354	BDX Ø 20,64 GG







	kw				!#		
<b>RENAULT - CLIO I (B/C57_, 5/357_) 05/90→09/98</b>							
<b>Radbremsszylinder</b>							
1.8	66	08/90→04/96	➔	☐; 08/94→		24.3220-1714.3 020411	Ø 20,64 GG
1.8	70	01/91→09/98	➔	☐; 09/96→; - ABS		24.3220-1623.3 020353	BDX Ø 20,64 GG
						24.3220-1713.3 020410	Ø 20,64 GG
				☐; 08/94→ 04/96; - ABS		24.3220-1623.3 020353	BDX Ø 20,64 GG
						24.3220-1713.3 020410	Ø 20,64 GG
				☐; 10/94→ 04/96; - ABS		24.3220-1623.3 020353	BDX Ø 20,64 GG
						24.3220-1713.3 020410	Ø 20,64 GG
				☐; 10/94→ 04/96; - ABS		24.3220-1624.3 020354	BDX Ø 20,64 GG
		24.3220-1714.3 020411	Ø 20,64 GG				
1.8 (B/C578)	66	08/94→09/98	➔	☐; → 04/96		24.3220-1623.3 020353	BDX Ø 20,64 GG
						24.3220-1713.3 020410	Ø 20,64 GG
				☐; 05/96→; - ABS		24.3220-1623.3 020353	BDX Ø 20,64 GG
						24.3220-1713.3 020410	Ø 20,64 GG
				☐; 05/96→; - ABS		24.3220-1624.3 020354	BDX Ø 20,64 GG
						24.3220-1714.3 020411	Ø 20,64 GG
				☐; → 04/96		24.3220-1624.3 020354	BDX Ø 20,64 GG
		24.3220-1714.3 020411	Ø 20,64 GG				
1.8 (B/C57C, B/C57U)	65	01/91→09/98	➔	☐; 04/91→ 04/96; - ABS		24.3220-1623.3 020353	BDX Ø 20,64 GG
						24.3220-1713.3 020410	Ø 20,64 GG
				☐; → 11/96; - ABS		24.3220-1623.3 020353	BDX Ø 20,64 GG
						24.3220-1713.3 020410	Ø 20,64 GG
				☐; → 03/91; - ABS		24.3220-1623.3 020353	BDX Ø 20,64 GG
						24.3220-1713.3 020410	Ø 20,64 GG
				☐; 05/96→; - ABS		24.3220-1623.3 020353	BDX Ø 20,64 GG
						24.3220-1713.3 020410	Ø 20,64 GG
1.9 D (B/C/S576, B/C/S57L)	47	01/91→09/98	➔	☐; 04/91→ 04/96; - ABS		24.3220-1623.3 020353	BDX Ø 20,64 GG
						24.3220-1713.3 020410	Ø 20,64 GG
				☐; → 03/91; - ABS		24.3220-1623.3 020353	BDX Ø 20,64 GG
						24.3220-1713.3 020410	Ø 20,64 GG
				☐; 07/92→ 04/96; - ABS		24.3220-1623.3 020353	BDX Ø 20,64 GG
						24.3220-1713.3 020410	Ø 20,64 GG
				☐; 05/96→; - ABS		24.3220-1623.3 020353	BDX Ø 20,64 GG
						24.3220-1624.3 020354	BDX Ø 20,64 GG
				☐; 07/92→ 04/96; - ABS		24.3220-1624.3 020354	BDX Ø 20,64 GG
						24.3220-1714.3 020411	Ø 20,64 GG
Electric	21	05/96→02/98	➔	☐		24.3220-1623.3 020353	BDX Ø 20,64 GG
						24.3220-1713.3 020410	Ø 20,64 GG
				☐		24.3220-1624.3 020354	BDX Ø 20,64 GG
						24.3220-1714.3 020411	Ø 20,64 GG
				☐		24.3220-1623.3 020353	BDX Ø 20,64 GG
						24.3220-1713.3 020410	Ø 20,64 GG
				☐		24.3220-1624.3 020354	BDX Ø 20,64 GG
						24.3220-1714.3 020411	Ø 20,64 GG
<b>Zubehörsatz, Bremsbacken</b>							
1.1	34	01/91→09/98	➔			03.0137-9056.2 669056	TRW
1.8 (B/C578)	66	08/94→09/98	➔			03.0137-9086.2 669086	BDX
↓							











	kw				!#		
<b>RENAULT - CLIO I (B/C57_, 5/357_) 05/90→09/98</b>							
<b>Zubehörsatz, Bremsbacken</b>							
1.2 (5/357Y, 5/357K)	40	01/96→09/98	➡	- ABS		03.0137-9056.2 669056	TRW
1.2 (B/C/S572)	44	05/90→03/96				03.0137-9086.2 669086	BDX
1.2 (B/C/S577)	40	01/96→12/96					
1.4	59	01/91→09/98					
1.4 (B/C57T, B/C57Y)	58	01/91→09/98					
1.4 (B57J, C57J)	55	01/91→09/98					
1.8 (B/C57C, B/C57U)	65	01/91→09/98					
1.9 D	40	01/97→09/98					
1.9 D	48	05/96→02/98					
1.9 D (B/C/S576, B/C/S57L)	47	01/91→09/98					
1.2 (5/357Y, 5/357K)	43	01/96→09/98	➡			03.0137-9056.2 669056	TRW
						03.0137-9086.2 669086	BDX
			➡	- ABS		03.0137-9056.2 669056	TRW
						03.0137-9086.2 669086	BDX
1.2 (B/C/S57A, B/C57S, 5/357F, 5/357J, 5/357L, 5/357R)	43	05/90→09/98	➡	01/94→ 04/96		03.0137-9056.2 669056	TRW
						03.0137-9086.2 669086	BDX
			➡	- ABS		03.0137-9056.2 669056	TRW
						03.0137-9086.2 669086	BDX
1.2 (B/C57R)	40	01/91→06/96	➡	→ 01/96; - ABS		03.0137-9056.2 669056	TRW
						03.0137-9086.2 669086	BDX
1.4	57	05/90→02/98	➡	01/91→; - ABS		03.0137-9056.2 669056	TRW
						03.0137-9086.2 669086	BDX
1.8	66	08/90→04/96	➡	08/94→		03.0137-9056.2 669056	TRW
						03.0137-9086.2 669086	BDX
1.8	70	01/91→09/98	➡	10/94→ 04/96		03.0137-9056.2 669056	TRW
						03.0137-9086.2 669086	BDX
			➡	10/94→; - ABS		03.0137-9056.2 669056	TRW
						03.0137-9086.2 669086	BDX
			➡	10/94→ 04/96; - ABS		03.0137-9056.2 669056	TRW
						03.0137-9086.2 669086	BDX
			➡	08/94→; - ABS		03.0137-9056.2 669056	TRW
						03.0137-9086.2 669086	BDX
<b>Bremstrommel</b>							
1.1	34	01/91→09/98	➡			24.0218-0032.1 480118	∅ 180,0 x 53,5 / 181 - RLG
1.8 (B/C578)	66	08/94→09/98				24.0218-0732.2 480207	∅ 180,0 x 53,5 / 181 + RLG
1.2 (5/357Y, 5/357K)	40	01/96→09/98	➡	- ABS		24.0218-0032.1 480118	∅ 180,0 x 53,5 / 181 - RLG
1.2 (B/C/S572)	44	05/90→03/96				24.0218-0732.2 480207	∅ 180,0 x 53,5 / 181 + RLG
1.2 (B/C/S577)	40	01/96→12/96					
1.4	59	01/91→09/98					
1.4 (B/C57T, B/C57Y)	58	01/91→09/98					
1.4 (B57J, C57J)	55	01/91→09/98					
1.8 (B/C57C, B/C57U)	65	01/91→09/98					
1.9 D	40	01/97→09/98					
1.9 D	48	05/96→02/98					
1.9 D (B/C/S576, B/C/S57L)	47	01/91→09/98					
1.2 (5/357Y, 5/357K)	43	01/96→09/98	➡			24.0218-0032.1 480118	∅ 180,0 x 53,5 / 181 - RLG
						24.0218-0732.2 480207	∅ 180,0 x 53,5 / 181 + RLG
			➡	- ABS		24.0218-0032.1 480118	∅ 180,0 x 53,5 / 181 - RLG
						24.0218-0732.2 480207	∅ 180,0 x 53,5 / 181 + RLG
1.2 (B/C/S57A, B/C57S, 5/357F, 5/357J, 5/357L, 5/357R)	43	05/90→09/98	➡	01/94→ 04/96		24.0218-0032.1 480118	∅ 180,0 x 53,5 / 181 - RLG
						24.0218-0732.2 480207	∅ 180,0 x 53,5 / 181 + RLG
			➡	- ABS		24.0218-0032.1 480118	∅ 180,0 x 53,5 / 181 - RLG
						24.0218-0732.2 480207	∅ 180,0 x 53,5 / 181 + RLG
1.2 (B/C57R)	40	01/91→06/96	➡	→ 01/96; - ABS		24.0218-0032.1 480118	∅ 180,0 x 53,5 / 181 - RLG
						24.0218-0732.2 480207	∅ 180,0 x 53,5 / 181 + RLG
1.4	57	05/90→02/98	➡	01/91→; - ABS		24.0218-0032.1 480118	∅ 180,0 x 53,5 / 181 - RLG
						24.0218-0732.2 480207	∅ 180,0 x 53,5 / 181 + RLG
1.8	66	08/90→04/96	➡	08/94→		24.0218-0032.1 480118	∅ 180,0 x 53,5 / 181 - RLG
						24.0218-0732.2 480207	∅ 180,0 x 53,5 / 181 + RLG
1.8	70	01/91→09/98	➡	10/94→ 04/96		24.0218-0032.1 480118	∅ 180,0 x 53,5 / 181 - RLG
						24.0218-0732.2 480207	∅ 180,0 x 53,5 / 181 + RLG
			➡	10/94→; - ABS		24.0218-0032.1 480118	∅ 180,0 x 53,5 / 181 - RLG
						24.0218-0732.2 480207	∅ 180,0 x 53,5 / 181 + RLG
			➡	10/94→ 04/96; - ABS		24.0218-0032.1 480118	∅ 180,0 x 53,5 / 181 - RLG

	kw				!#		
<b>RENAULT - CLIO I (B/C57_, 5/357_) 05/90→09/98</b>							
<b>Bremstrommel</b>							
1.8	70	01/91→09/98	➔	10/94→04/96; - ABS		24.0218-0732.2 480207	Ø 180,0 x 53,5 / 181 + RLG
			➔	08/94→; - ABS		24.0218-0032.1 480118	Ø 180,0 x 53,5 / 181 - RLG
						24.0218-0732.2 480207	Ø 180,0 x 53,5 / 181 + RLG
Electric	21	05/96→02/98	➔			24.0222-8015.1 480055	Ø 229,0 x 52,5 / 229,5
						24.0222-8019.2 480087	Ø 229,0 x 52,5 / 229,5
<b>Bremsbackensatz</b>							
1.1 1.8 (B/C578)	34 66	01/91→09/98 08/94→09/98	➔			03.0137-0201.2 650201	TRW Ø 180 x 41 + HEB
						03.0137-0209.2 650209	BDX Ø 180 x 42
						03.0420-1020.3 681020	BDX Ø 180 x 42 Ø 20,64 + RZ / + Zub Kit
						03.0520-1020.3 691020	BDX Ø 180 x 42 Ø 20,64 + RZ / + Zub TopKit
						03.0520-6320.3 696320	TRW Ø 180 x 41 Ø 20,64 + RZ / + Zub TopKit
1.2 (5/357Y, 5/357K) 1.2 (B/C/S572) 1.2 (B/C/S577) 1.4 1.4 (B/C57T, B/C57Y) 1.4 (B57J, C57J) 1.8 (B/C57C, B/C57U)	40 44 40 59 58 55 65	01/96→09/98 05/90→03/96 01/96→12/96 01/91→09/98 01/91→09/98 01/91→09/98 01/91→09/98	➔	- ABS		03.0137-0201.2 650201	TRW Ø 180 x 41 + HEB
						03.0137-0209.2 650209	BDX Ø 180 x 42
						03.0420-1020.3 681020	BDX Ø 180 x 42 Ø 20,64 + RZ / + Zub Kit
						03.0520-1020.3 691020	BDX Ø 180 x 42 Ø 20,64 + RZ / + Zub TopKit
						03.0520-6320.3 696320	TRW Ø 180 x 41 Ø 20,64 + RZ / + Zub TopKit
1.2 (5/357Y, 5/357K)	43	01/96→09/98	➔			03.0137-0201.2 650201	TRW Ø 180 x 41 + HEB
						03.0137-0209.2 650209	BDX Ø 180 x 42
						03.0420-1020.3 681020	BDX Ø 180 x 42 Ø 20,64 + RZ / + Zub Kit
						03.0520-1020.3 691020	BDX Ø 180 x 42 Ø 20,64 + RZ / + Zub TopKit
						03.0520-6320.3 696320	TRW Ø 180 x 41 Ø 20,64 + RZ / + Zub TopKit
			➔	- ABS		03.0137-0201.2 650201	TRW Ø 180 x 41 + HEB
						03.0137-0209.2 650209	BDX Ø 180 x 42
						03.0420-1020.3 681020	BDX Ø 180 x 42 Ø 20,64 + RZ / + Zub Kit
						03.0520-1020.3 691020	BDX Ø 180 x 42 Ø 20,64 + RZ / + Zub TopKit
						03.0520-6320.3 696320	TRW Ø 180 x 41 Ø 20,64 + RZ / + Zub TopKit
1.2 (B/C/S57A, B/C57S, 5/357F, 5/357J, 5/357L, 5/357R)	43	05/90→09/98	➔	01/94→04/96		03.0137-0201.2 650201	TRW Ø 180 x 41 + HEB
						03.0137-0209.2 650209	BDX Ø 180 x 42
						03.0420-1020.3 681020	BDX Ø 180 x 42 Ø 20,64 + RZ / + Zub Kit
						03.0520-1020.3 691020	BDX Ø 180 x 42 Ø 20,64 + RZ / + Zub TopKit
						03.0520-6320.3 696320	TRW Ø 180 x 41 Ø 20,64 + RZ / + Zub TopKit
			➔	- ABS		03.0137-0201.2 650201	TRW Ø 180 x 41 + HEB
						03.0137-0209.2 650209	BDX Ø 180 x 42
			➔	01/91→; - ABS		03.0420-1020.3 681020	BDX Ø 180 x 42 Ø 20,64 + RZ / + Zub Kit
						03.0520-1020.3 691020	BDX Ø 180 x 42 Ø 20,64 + RZ / + Zub TopKit
						03.0520-6320.3 696320	TRW Ø 180 x 41 Ø 20,64 + RZ / + Zub TopKit
1.2 (B/C57R)	40	01/91→06/96	➔	→ 01/96; - ABS		03.0137-0201.2 650201	TRW Ø 180 x 41 + HEB
						03.0137-0209.2 650209	BDX Ø 180 x 42
						03.0420-1020.3 681020	BDX Ø 180 x 42 Ø 20,64 + RZ / + Zub Kit
						03.0520-1020.3 691020	BDX Ø 180 x 42 Ø 20,64 + RZ / + Zub TopKit
						03.0520-6320.3 696320	TRW Ø 180 x 41 Ø 20,64 + RZ / + Zub TopKit
1.4	57	05/90→02/98	➔	01/91→; - ABS		03.0137-0201.2 650201	TRW Ø 180 x 41 + HEB
						03.0137-0209.2 650209	BDX Ø 180 x 42
						03.0420-1020.3 681020	BDX Ø 180 x 42 Ø 20,64 + RZ / + Zub Kit
↓							




















	kw				!#					
<b>RENAULT - CLIO I (B/C57_, 5/357_) 05/90→09/98</b>										
<b>Bremsbackensatz</b>										
1.4	57	05/90→02/98	➔	01/91→; - ABS		03.0520-1020.3 691020 03.0520-6320.3 696320	BDX Ø 180 x 42 Ø 20,64 + RZ / + Zub TopKit TRW Ø 180 x 41 Ø 20,64 + RZ / + Zub TopKit			
1.8	66	08/90→04/96	➔	08/94→		03.0137-0201.2 650201 03.0137-0209.2 650209 03.0420-1020.3 681020 03.0520-1020.3 691020 03.0520-6320.3 696320	TRW Ø 180 x 41 + HEB BDX Ø 180 x 42 BDX Ø 180 x 42 Ø 20,64 + RZ / + Zub Kit BDX Ø 180 x 42 Ø 20,64 + RZ / + Zub TopKit TRW Ø 180 x 41 Ø 20,64 + RZ / + Zub TopKit			
1.8	70	01/91→09/98	➔	10/94→ 04/96		03.0137-0201.2 650201 03.0137-0209.2 650209	TRW Ø 180 x 41 + HEB BDX Ø 180 x 42			
				10/94→; - ABS		03.0137-0201.2 650201 03.0137-0209.2 650209 03.0420-1020.3 681020 03.0520-1020.3 691020 03.0520-6320.3 696320	TRW Ø 180 x 41 + HEB BDX Ø 180 x 42 BDX Ø 180 x 42 Ø 20,64 + RZ / + Zub Kit BDX Ø 180 x 42 Ø 20,64 + RZ / + Zub TopKit TRW Ø 180 x 41 Ø 20,64 + RZ / + Zub TopKit			
				10/94→ 04/96; - ABS		03.0137-0201.2 650201 03.0137-0209.2 650209 03.0420-1020.3 681020 03.0520-1020.3 691020 03.0520-6320.3 696320	TRW Ø 180 x 41 + HEB BDX Ø 180 x 42 BDX Ø 180 x 42 Ø 20,64 + RZ / + Zub Kit BDX Ø 180 x 42 Ø 20,64 + RZ / + Zub TopKit TRW Ø 180 x 41 Ø 20,64 + RZ / + Zub TopKit			
				08/94→; - ABS		03.0137-0201.2 650201 03.0137-0209.2 650209	TRW Ø 180 x 41 + HEB BDX Ø 180 x 42			
				08/94→ 04/96; - ABS		03.0420-1020.3 681020 03.0520-1020.3 691020 03.0520-6320.3 696320	BDX Ø 180 x 42 Ø 20,64 + RZ / + Zub Kit BDX Ø 180 x 42 Ø 20,64 + RZ / + Zub TopKit TRW Ø 180 x 41 Ø 20,64 + RZ / + Zub TopKit			
				07/92→; - ABS		03.0420-1020.3 681020 03.0520-1020.3 691020 03.0520-6320.3 696320	BDX Ø 180 x 42 Ø 20,64 + RZ / + Zub Kit BDX Ø 180 x 42 Ø 20,64 + RZ / + Zub TopKit TRW Ø 180 x 41 Ø 20,64 + RZ / + Zub TopKit			
1.9 D 1.9 D	40 48	01/97→09/98 05/96→02/98	➔	- ABS		03.0137-0201.2 650201 03.0137-0209.2 650209	TRW Ø 180 x 41 + HEB BDX Ø 180 x 42			
1.9 D (B/C/S576, B/C/S57L)	47	01/91→09/98	➔	- ABS		03.0137-0201.2 650201 03.0137-0209.2 650209 03.0420-1020.3 681020 03.0520-1020.3 691020 03.0520-6320.3 696320	TRW Ø 180 x 41 + HEB BDX Ø 180 x 42 BDX Ø 180 x 42 Ø 20,64 + RZ / + Zub Kit BDX Ø 180 x 42 Ø 20,64 + RZ / + Zub TopKit TRW Ø 180 x 41 Ø 20,64 + RZ / + Zub TopKit			
				07/92→; - ABS		03.0420-1020.3 681020 03.0520-1020.3 691020 03.0520-6320.3 696320	BDX Ø 180 x 42 Ø 20,64 + RZ / + Zub Kit BDX Ø 180 x 42 Ø 20,64 + RZ / + Zub TopKit TRW Ø 180 x 41 Ø 20,64 + RZ / + Zub TopKit			
Electric	21	05/96→02/98	➔			03.0137-0271.2 650271	TRW Ø 229 x 42 + HEB			
<b>Seilzug, Feststellbremse</b>										
1.1 1.9 D Electric	34 40 21	01/91→09/98 01/97→09/98 05/96→02/98	➔	☒; Trommelbremse	2	24.3727-1008.2 581008	L= 1.430			
	1.2 (5/357Y, 5/357K)			40	01/96→09/98	➔	☒; Trommelbremse	2	24.3727-1008.2 581008	L= 1.430
	1.2 (5/357Y, 5/357K)			43	01/96→09/98	➔	☒; Scheibenbremse	2	24.3727-1009.2 581009	L= 1.480
1.2 (B/C/S572)	44	05/90→03/96	➔							
1.2 (B/C/S577)	40	01/96→12/96	➔							
1.4	59	01/91→09/98	➔							
1.4 (B/C/S57T, B/C57Y)	58	01/91→09/98	➔							
1.4 (B57J, C57J)	55	01/91→09/98	➔							
1.2 (B/C/S57A, B/C57S, 5/357F, 5/357J, 5/357L, 5/357R)	43	05/90→09/98	➔	☒; Trommelbremse	2	24.3727-1008.2 581008	L= 1.430			
				☒; 10/94→; Trommelbremse	2	24.3727-1008.2 581008	L= 1.430			
↓										















	kw				!#		
<b>RENAULT - CLIO I (B/C57_, 5/357_) 05/90→09/98</b>							
 <b>Seilzug, Feststellbremse</b>							
1.2 (B/C/S57A, B/C57S, 5/357F, 5/357J, 5/357L, 5/357R)	43	05/90→09/98	➡	☑; 01/94→04/96; Scheibenbremse	2	24.3727-1009.2 581009	L= 1.480
			➡	☑; 10/94→; Scheibenbremse	2	24.3727-1009.2 581009	L= 1.480
			➡	☑; Scheibenbremse	2	24.3727-1009.2 581009	L= 1.480
1.2 (B/C57R)	40	01/91→06/96	➡	☑; → 01/96; Trommelbremse	2	24.3727-1008.2 581008	L= 1.430
			➡	☑; → 01/96; Scheibenbremse	2	24.3727-1009.2 581009	L= 1.480
1.4	57	05/90→02/98	➡	☑; 01/91→; Trommelbremse	2	24.3727-1008.2 581008	L= 1.430
			➡	☑; 01/91→; Scheibenbremse	2	24.3727-1009.2 581009	L= 1.480
1.8	66	08/90→04/96	➡	☑; 08/94→; Scheibenbremse	2	24.3727-1009.2 581009	L= 1.480
1.8	70	01/91→09/98	➡	☑; 09/96→; Scheibenbremse	2	24.3727-1009.2 581009	L= 1.480
			➡	☑; 10/94→; Scheibenbremse	2	24.3727-1009.2 581009	L= 1.480
			➡	☑; 08/94→; Scheibenbremse	2	24.3727-1009.2 581009	L= 1.480
			➡	☑; 10/94→04/96; Scheibenbremse	2	24.3727-1009.2 581009	L= 1.480
1.8 (B/C578) 1.8 Rsi (B/C57H) Williams (B/C57M)	66 79 108	08/94→09/98 08/95→09/98 01/94→09/98	➡	☑; Scheibenbremse	2	24.3727-1009.2 581009	L= 1.480
1.8 (B/C57C, B/C57U)	65	01/91→09/98	➡	☑; - ABS; Trommelbremse	2	24.3727-1008.2 581008	L= 1.430
			➡	☑; + ABS; Scheibenbremse	2	24.3727-1009.2 581009	L= 1.480
1.8 16V (C57D)	99	01/91→03/96	➡	☑; 08/91→06/94; Scheibenbremse	2	24.3727-1009.2 581009	L= 1.480
1.9 D 1.9 D (B/C/S576, B/C/S57L)	48 47	05/96→02/98 01/91→09/98	➡	☑; 01/97→; Trommelbremse	2	24.3727-1008.2 581008	L= 1.430
<b>RENAULT - CLIO I Kasten (S57_) 01/91→09/98</b>							
 <b>Radbremszylinder</b>							
1.1	34	01/91→09/98	➡	☑; 04/91→		24.3220-1623.3 020353 24.3220-1713.3 020410	BDX Ø 20,64 GG Ø 20,64 GG
			➡	☑; → 03/91		24.3220-1623.3 020353 24.3220-1714.3 020411	BDX Ø 20,64 GG Ø 20,64 GG
			➡	☑; 04/91→		24.3220-1624.3 020354 24.3220-1714.3 020411	BDX Ø 20,64 GG Ø 20,64 GG
			➡	☑; → 03/91		24.3220-1624.3 020354 24.3220-1713.3 020410	BDX Ø 20,64 GG Ø 20,64 GG
1.2 1.2	40 44	01/91→09/98 01/91→09/98	➡	☑; → 03/91; - ABS		24.3220-1623.3 020353 24.3220-1714.3 020411	BDX Ø 20,64 GG Ø 20,64 GG
			➡	☑; 04/91→; - ABS		24.3220-1623.3 020353 24.3220-1713.3 020410	BDX Ø 20,64 GG Ø 20,64 GG
			➡	☑; → 03/91; - ABS		24.3220-1624.3 020354 24.3220-1713.3 020410	BDX Ø 20,64 GG Ø 20,64 GG
			➡	☑; 04/91→; - ABS		24.3220-1624.3 020354 24.3220-1714.3 020411	BDX Ø 20,64 GG Ø 20,64 GG
1.2	40	06/94→02/98	➡	☑; - ABS		24.3220-1623.3 020353 24.3220-1713.3 020410	BDX Ø 20,64 GG Ø 20,64 GG
			➡	☑; - ABS		24.3220-1624.3 020354 24.3220-1714.3 020411	BDX Ø 20,64 GG Ø 20,64 GG
1.9 D	48	01/91→09/98	➡	☑; 05/96→; - ABS		24.3220-1623.3 020353	BDX Ø 20,64 GG
			➡	☑; 04/91→04/96; - ABS		24.3220-1623.3 020353 24.3220-1713.3 020410	BDX Ø 20,64 GG Ø 20,64 GG
			➡	☑; → 03/91; - ABS		24.3220-1623.3 020353 24.3220-1714.3 020411	BDX Ø 20,64 GG Ø 20,64 GG
			➡	☑; 04/91→04/96; - ABS		24.3220-1624.3 020354 24.3220-1714.3 020411	BDX Ø 20,64 GG Ø 20,64 GG
			➡	☑; 05/96→; - ABS		24.3220-1624.3 020354	BDX Ø 20,64 GG
			➡	☑; → 03/91; - ABS		24.3220-1624.3 020354 24.3220-1713.3 020410	BDX Ø 20,64 GG Ø 20,64 GG
			➡	☑; 12/96→; - ABS		24.3220-1713.3 020410	Ø 20,64 GG
			➡	☑; 09/96→11/96; - ABS		24.3220-1713.3 020410	Ø 20,64 GG
			➡	☑; 12/96→; - ABS		24.3220-1714.3 020411	Ø 20,64 GG
			➡	☑; 09/96→11/96; - ABS		24.3220-1714.3 020411	Ø 20,64 GG
1.9 RND ↓	40	04/96→02/98	➡	☑; → 04/96; - ABS		24.3220-1623.3 020353	BDX Ø 20,64 GG









	kw				!#		
<b>RENAULT - CLIO I Kasten (S57_) 01/91→09/98</b>							
 <b>Radbremszylinder</b>							
1.9 RND	40	04/96→02/98	➡	☐; → 04/96; - ABS		24.3220-1713.3 020410	Ø 20,64 GG
			➡	☐; 05/96→; - ABS		24.3220-1623.3 020353	BDX Ø 20,64 GG
			➡	☐; 05/96→; - ABS		24.3220-1624.3 020354	BDX Ø 20,64 GG
			➡	☐; → 04/96; - ABS		24.3220-1624.3 020354	BDX Ø 20,64 GG
						24.3220-1714.3 020411	Ø 20,64 GG
			➡	☐; 12/96→; - ABS		24.3220-1713.3 020410	Ø 20,64 GG
			➡	☐; 09/96→ 11/96; - ABS		24.3220-1713.3 020410	Ø 20,64 GG
			➡	☐; 12/96→; - ABS		24.3220-1714.3 020411	Ø 20,64 GG
			➡	☐; 09/96→ 11/96; - ABS		24.3220-1714.3 020411	Ø 20,64 GG
<b>Zubehörsatz, Bremsbacken</b>							
1.1	34	01/91→09/98	➡			03.0137-9056.2 669056	TRW
						03.0137-9086.2 669086	BDX
1.2	40	01/91→09/98	➡	- ABS		03.0137-9056.2 669056	TRW
1.2	40	06/94→02/98					
1.2	44	01/91→09/98				03.0137-9086.2 669086	BDX
1.9 D	48	01/91→09/98					
1.9 RND	40	04/96→02/98					
 <b>Bremstrommel</b>							
1.1	34	01/91→09/98	➡			24.0218-0032.1 480118	Ø 180,0 x 53,5 / 181 - RLG
						24.0218-0732.2 480207	Ø 180,0 x 53,5 / 181 + RLG
1.2	40	01/91→09/98	➡	- ABS		24.0218-0032.1 480118	Ø 180,0 x 53,5 / 181 - RLG
1.2	40	06/94→02/98					
1.2	44	01/91→09/98				24.0218-0732.2 480207	Ø 180,0 x 53,5 / 181 + RLG
1.9 D	48	01/91→09/98					
1.9 RND	40	04/96→02/98					
 <b>Bremsbackensatz</b>							
1.1	34	01/91→09/98	➡			03.0137-0201.2 650201	TRW Ø 180 x 41 + HEB
						03.0137-0209.2 650209	BDX Ø 180 x 42
						03.0420-1020.3 681020	BDX Ø 180 x 42 Ø 20,64 + RZ / + Zub Kit
						03.0520-1020.3 691020	BDX Ø 180 x 42 Ø 20,64 + RZ / + Zub TopKit
						03.0520-6320.3 696320	TRW Ø 180 x 41 Ø 20,64 + RZ / + Zub TopKit
1.2	40	01/91→09/98	➡	- ABS		03.0137-0201.2 650201	TRW Ø 180 x 41 + HEB
1.2	40	06/94→02/98					
1.2	44	01/91→09/98				03.0137-0209.2 650209	BDX Ø 180 x 42
1.9 D	48	01/91→09/98				03.0420-1020.3 681020	BDX Ø 180 x 42 Ø 20,64 + RZ / + Zub Kit
1.9 RND	40	04/96→02/98					
						03.0520-1020.3 691020	BDX Ø 180 x 42 Ø 20,64 + RZ / + Zub TopKit
						03.0520-6320.3 696320	TRW Ø 180 x 41 Ø 20,64 + RZ / + Zub TopKit
 <b>Seilzug, Feststellbremse</b>							
1.1	34	01/91→09/98	➡	⬇; Trommelbremse	2	24.3727-1008.2 581008	L= 1.430
1.2	40	01/91→09/98					
1.2	40	06/94→02/98					
1.2	44	01/91→09/98					
1.9 D	48	01/91→09/98					
1.9 RND	40	04/96→02/98					
<b>RENAULT - CLIO II (BB_, CB_) 09/98→</b>							
 <b>Radbremszylinder</b>							
1.0	40	02/00→05/01	➡	+ ABS		24.3217-1710.3 020420	TRW Ø 17,78 GG
1.2 LPG (BB0A, CB0A)	44	03/99→05/01				24.3217-1711.3 020449	BOS Ø 17,46 ALU
			➡	- ABS		24.3219-1722.3 020426	BDX Ø 19,05 GG
1.2 (BB0A, BB0F, BB10, BB1K, BB28, BB2D, BB2H, CB0A,...)	43	09/98→	➡	→ 10/07; + ABS		24.3217-1710.3 020420	TRW Ø 17,78 GG
			➡	→ 12/12; + ABS		24.3217-1711.3 020449	BOS Ø 17,46 ALU
1.2 16V	54	06/06→	➡	11/07→ 12/12; + ABS		24.3217-1727.3 020524	Ø 17,46 ALU
1.2 16V (BB05, BB0W, BB11, BB27, BB2T, BB2U, BB2V, CB05,...)	55	06/01→	➡	→ 12/12; - ABS		24.3219-1722.3 020426	BDX Ø 19,05 GG
1.2 LPG	43	09/98→06/09	➡	→ 10/07; + ABS		24.3217-1710.3 020420	TRW Ø 17,78 GG
			➡	+ ABS		24.3217-1711.3 020449	BOS Ø 17,46 ALU
↓							







	kw				!#		
<b>RENAULT - CLIO II (BB_, CB_) 09/98→</b>							
<b>Radbremsszylinder</b>							
1.2 LPG	43	09/98→06/09	➡	11/07→; + ABS		24.3217-1727.3 020524	Ø 17,46 ALU
			➡	- ABS		24.3219-1722.3 020426	BDX Ø 19,05 GG
1.4 (B/CB0C)	55	09/98→05/05	➡	+ ABS; Automatikgetriebe		24.3217-1710.3 020420	TRW Ø 17,78 GG
			➡	+ ABS; Schaltgetriebe		24.3217-1711.3 020449	BOS Ø 17,46 ALU
			➡	- ABS; Schaltgetriebe		24.3217-1710.3 020420	TRW Ø 17,78 GG
			➡	- ABS		24.3217-1711.3 020449	BOS Ø 17,46 ALU
			➡	- ABS		24.3219-1722.3 020426	BDX Ø 19,05 GG
1.4 16V (B/CB0L)	70	10/99→09/04	➡	→ 07/00		24.3217-1710.3 020420	TRW Ø 17,78 GG
			➡			24.3217-1711.3 020449	BOS Ø 17,46 ALU
1.4 16V (B/CB0P)	72	08/00→	➡	→ 10/07		24.3217-1710.3 020420	TRW Ø 17,78 GG
1.5 dCi	74	01/04→	➡	→ 12/12		24.3217-1711.3 020449	BOS Ø 17,46 ALU
1.5 dCi (B/C2J)	50	08/04→	➡				
1.5 dCi (B/CB07)	48	06/01→	➡	11/07→ 12/12		24.3217-1727.3 020524	Ø 17,46 ALU
1.5 dCi (B/CB08)	60	06/01→					
1.5 dCi (B/CB3M)	47	06/05→					
1.6 16V (BB01, BB0H, BB0T, BB14, BB1D, BB1R, BB2KL, BB3G...)	79	09/98→					
1.5 dCi	42	06/01→12/06	➡			24.3217-1710.3 020420	TRW Ø 17,78 GG
1.5 dCi (B/CB03)	59	06/01→10/03	➡			24.3217-1711.3 020449	BOS Ø 17,46 ALU
1.6 (B/CB0D)	66	09/98→05/05					
1.6 Flex	81	05/00→12/06					
1.5 dCi (BB3N, CB3N)	62	02/07→06/09	➡	→ 10/07		24.3217-1710.3 020420	TRW Ø 17,78 GG
1.6	81	11/04→02/09	➡			24.3217-1711.3 020449	BOS Ø 17,46 ALU
1.6 Hi-Flex (CB0H)	86	01/05→02/10	➡	11/07→		24.3217-1727.3 020524	Ø 17,46 ALU
1.9 D (B/CB0E)	47	09/98→05/05	➡	+ ABS; für Fahrzeuge mit Klimaanlage		24.3217-1710.3 020420	TRW Ø 17,78 GG
1.9 D (B/CB0J)	48	02/00→05/01	➡			24.3217-1711.3 020449	BOS Ø 17,46 ALU
			➡	- ABS; für Fahrzeuge ohne Klimaanlage		24.3219-1722.3 020426	BDX Ø 19,05 GG
1.9 dTi (B/CB0U)	59	12/99→05/05	➡	02/00→		24.3217-1710.3 020420	TRW Ø 17,78 GG
						24.3217-1711.3 020449	BOS Ø 17,46 ALU
<b>Zubehörsatz, Bremsbacken</b>							
1.0	40	02/00→05/01	➡	- ABS		03.0137-9088.2 669088	BDX
1.2 LPG (BB0A, CB0A)	44	03/99→05/01	➡	+ ABS		03.0137-9158.2 669158	TRW
						03.0137-9274.2 669274	
1.2 (BB0A, BB0F, BB10, BB1K, BB28, BB2D, BB2H, CB0A,...)	43	09/98→	➡	- ABS; → 12/12		03.0137-9088.2 669088	BDX
			➡	+ ABS; → 10/07		03.0137-9158.2 669158	TRW
1.2 16V	54	06/06→	➡	+ ABS; → 12/12		03.0137-9274.2 669274	
1.2 16V (BB05, BB0W, BB11, BB27, BB2T, BB2U, BB2V, CB05,...)	55	06/01→	➡	11/07→; + ABS; → 12/12		03.0137-9278.2 669278	
1.5 dCi (B/CB3M)	47	06/05→					
1.2 LPG	43	09/98→06/09	➡	- ABS		03.0137-9088.2 669088	BDX
			➡			03.0137-9158.2 669158	TRW
						03.0137-9274.2 669274	
			➡	+ ABS; → 10/07		03.0137-9158.2 669158	TRW
			➡	+ ABS		03.0137-9274.2 669274	
			➡	11/07→; + ABS		03.0137-9278.2 669278	
1.4 (B/CB0C)	55	09/98→05/05	➡	- ABS; Schaltgetriebe		03.0137-9088.2 669088	BDX
			➡	- ABS		03.0137-9088.2 669088	BDX
			➡	+ ABS; Automatikgetriebe		03.0137-9158.2 669158	TRW
						03.0137-9274.2 669274	
			➡	+ ABS; Schaltgetriebe		03.0137-9158.2 669158	TRW
						03.0137-9274.2 669274	
1.4 16V (B/CB0L)	70	10/99→09/04	➡	→ 07/00		03.0137-9158.2 669158	TRW
						03.0137-9274.2 669274	
1.4 16V (B/CB0P)	72	08/00→	➡	→ 10/07		03.0137-9158.2 669158	TRW
1.5 dCi	74	01/04→	➡	→ 12/12		03.0137-9274.2 669274	
1.5 dCi (B/C2J)	50	08/04→	➡				
1.5 dCi (B/CB07)	48	06/01→	➡	11/07→ 12/12		03.0137-9278.2 669278	
1.5 dCi (B/CB08)	60	06/01→					
1.6 16V (BB01, BB0H, BB0T, BB14, BB1D, BB1R, BB2KL, BB3G...)	79	09/98→					
↓							

	kw				!#		
<b>RENAULT - CLIO II (BB_, CB_) 09/98→</b>							
<b>Zubehörsatz, Bremsbacken</b>							
1.5 dCi	42	06/01→12/06	➡			03.0137-9158.2 669158	TRW
1.5 dCi (B/CB03)	59	06/01→10/03				03.0137-9274.2 669274	
1.6 (B/CB0D)	66	09/98→05/05					
1.6 Flex	81	05/00→12/06					
1.5 dCi (BB3N, CB3N)	62	02/07→06/09	➡	- ABS		03.0137-9088.2 669088	BDX
			➡	+ ABS; → 10/07		03.0137-9158.2 669158	TRW
			➡	+ ABS		03.0137-9274.2 669274	
			➡	11/07→; + ABS		03.0137-9278.2 669278	
1.6	81	11/04→02/09	➡	→ 10/07		03.0137-9158.2 669158	TRW
1.6 Hi-Flex (CB0H)	86	01/05→02/10	➡			03.0137-9274.2 669274	
			➡	11/07→		03.0137-9278.2 669278	
1.9 D (B/CB0E)	47	09/98→05/05	➡	- ABS; für Fahrzeuge ohne Klimaanlage		03.0137-9088.2 669088	BDX
1.9 D (B/CB0J)	48	02/00→05/01	➡	+ ABS; für Fahrzeuge mit Klimaanlage		03.0137-9158.2 669158	TRW
						03.0137-9274.2 669274	
1.9 dTi (B/CB0U)	59	12/99→05/05	➡	02/00→		03.0137-9158.2 669158	TRW
						03.0137-9274.2 669274	
<b>Bremstrommel</b>							
1.0	40	02/00→05/01	➡	- ABS		24.0218-0032.1 480118	Ø 180,0 x 53,5 / 181 - RLG
1.2 LPG (BB0A, CB0A)	44	03/99→05/01	➡	+ ABS		24.0218-0732.2 480207	Ø 180,0 x 53,5 / 181 + RLG
			➡			24.0220-3021.1 480127	Ø 203,0 x 48 / 204,5 - RLG / - ABS Ring
1.2 (BB0A, BB0F, BB10, BB1K, BB28, BB2D, BB2H, CB0A,...	43	09/98→	➡	→ 12/12; - ABS		24.0218-0032.1 480118	Ø 180,0 x 53,5 / 181 - RLG
						24.0218-0732.2 480207	Ø 180,0 x 53,5 / 181 + RLG
1.2 16V (BB05, BB0W, BB11, BB27, BB2T, BB2U, BB2V, CB05,...	55	06/01→	➡	+ ABS; → 11/02		24.0220-3021.1 480127	Ø 203,0 x 48 / 204,5 - RLG / - ABS Ring
1.2 16V	54	06/06→	➡	→ 12/12; - ABS		24.0218-0032.1 480118	Ø 180,0 x 53,5 / 181 - RLG
1.5 dCi (B/CB3M)	47	06/05→	➡			24.0218-0732.2 480207	Ø 180,0 x 53,5 / 181 + RLG
1.2 LPG	43	09/98→06/09	➡	- ABS		24.0218-0032.1 480118	Ø 180,0 x 53,5 / 181 - RLG
						24.0218-0732.2 480207	Ø 180,0 x 53,5 / 181 + RLG
			➡	+ ABS; → 11/02		24.0220-3021.1 480127	Ø 203,0 x 48 / 204,5 - RLG / - ABS Ring
1.4 (B/CB0C)	55	09/98→05/05	➡	- ABS; Schaltgetriebe		24.0218-0032.1 480118	Ø 180,0 x 53,5 / 181 - RLG
						24.0218-0732.2 480207	Ø 180,0 x 53,5 / 181 + RLG
			➡	- ABS		24.0218-0032.1 480118	Ø 180,0 x 53,5 / 181 - RLG
						24.0218-0732.2 480207	Ø 180,0 x 53,5 / 181 + RLG
			➡	→ 11/02; + ABS; Schaltgetriebe		24.0220-3021.1 480127	Ø 203,0 x 48 / 204,5 - RLG / - ABS Ring
			➡	→ 11/02; + ABS; Automatikgetriebe		24.0220-3021.1 480127	Ø 203,0 x 48 / 204,5 - RLG / - ABS Ring
1.4 16V (B/CB0L)	70	10/99→09/04	➡	→ 07/00		24.0220-3021.1 480127	Ø 203,0 x 48 / 204,5 - RLG / - ABS Ring
1.4 16V (B/CB0P)	72	08/00→	➡	→ 11/02		24.0220-3021.1 480127	Ø 203,0 x 48 / 204,5 - RLG / - ABS Ring
1.5 dCi	42	06/01→12/06					
1.5 dCi (B/CB03)	59	06/01→10/03					
1.5 dCi (B/CB07)	48	06/01→					
1.5 dCi (B/CB08)	60	06/01→					
1.6 (B/CB0D)	66	09/98→05/05					
1.6 16V (BB01, BB0H, BB0T, BB14, BB1D, BB1R, BB2KL, BB3G...	79	09/98→					
1.6 Flex	81	05/00→12/06					
1.5 dCi (BB3N, CB3N)	62	02/07→06/09	➡	- ABS		24.0218-0032.1 480118	Ø 180,0 x 53,5 / 181 - RLG
						24.0218-0732.2 480207	Ø 180,0 x 53,5 / 181 + RLG
1.9 D (B/CB0E)	47	09/98→05/05	➡	- ABS; für Fahrzeuge ohne Klimaanlage		24.0218-0032.1 480118	Ø 180,0 x 53,5 / 181 - RLG
						24.0218-0732.2 480207	Ø 180,0 x 53,5 / 181 + RLG
			➡	→ 11/02; + ABS; für Fahrzeuge mit Klimaanlage		24.0220-3021.1 480127	Ø 203,0 x 48 / 204,5 - RLG / - ABS Ring
1.9 D (B/CB0J)	48	02/00→05/01	➡	- ABS; für Fahrzeuge ohne Klimaanlage		24.0218-0032.1 480118	Ø 180,0 x 53,5 / 181 - RLG
						24.0218-0732.2 480207	Ø 180,0 x 53,5 / 181 + RLG
			➡	+ ABS; für Fahrzeuge mit Klimaanlage		24.0220-3021.1 480127	Ø 203,0 x 48 / 204,5 - RLG / - ABS Ring
1.9 dTi (B/CB0U)	59	12/99→05/05	➡	02/00→ 11/02		24.0220-3021.1 480127	Ø 203,0 x 48 / 204,5 - RLG / - ABS Ring
↓							







	kw				!#		
<b>RENAULT - CLIO II (BB_, CB_) 09/98→</b>							
<b>Bremsbackensatz</b>							
1.0 1.2 LPG (BB0A, CB0A)	40 44	02/00→05/01 03/99→05/01	➔	+ ABS		03.0137-0312.2 650312 03.0137-0532.2 650532 03.0520-3517.3 693517 03.0520-5017.3 695017	TRW Ø 203 x 38 BOS Ø 203 x 39 + HEB TRW Ø 203 x 39 Ø 17,78 + RZ / + Zub TopKit Ø 203 x 39 Ø 17,46 + RZ / + Zub TopKit
			➔	- ABS		03.0137-0358.2 650358 03.0520-4719.3 694719	BDX Ø 180 x 42 + HEB BDX Ø 180 x 42 Ø 19,05 + RZ / + Zub TopKit
1.2 (BB0A, BB0F, BB10, BB1K, BB28, BB2D, BB2H, CB0A,... 1.2 16V 1.2 16V (BB05, BB0W, BB11, BB27, BB2T, BB2U, BB2V, CB05,... 1.5 dCi (B/CB3M)	43 54 55 47	09/98→ 06/06→ 06/01→ 06/05→	➔	+ ABS; → 10/07		03.0137-0312.2 650312 03.0520-3517.3 693517 03.0520-5017.3 695017	TRW Ø 203 x 38 TRW Ø 203 x 39 Ø 17,78 + RZ / + Zub TopKit Ø 203 x 39 Ø 17,46 + RZ / + Zub TopKit
			➔	- ABS; → 12/12		03.0137-0358.2 650358 03.0520-4719.3 694719	BDX Ø 180 x 42 + HEB BDX Ø 180 x 42 Ø 19,05 + RZ / + Zub TopKit
			➔	11/07→; + ABS; → 12/12		03.0137-0498.2 650498 03.0520-4717.3 694717	TRW Ø 203 x 38 + HEB Ø 203 x 38 Ø 17,46 + RZ / + Zub TopKit
			➔	+ ABS; → 12/12		03.0137-0532.2 650532	BOS Ø 203 x 39 + HEB
1.2 LPG	43	09/98→06/09	➔	+ ABS; → 10/07		03.0137-0312.2 650312 03.0520-3517.3 693517 03.0520-5017.3 695017	TRW Ø 203 x 38 TRW Ø 203 x 39 Ø 17,78 + RZ / + Zub TopKit Ø 203 x 39 Ø 17,46 + RZ / + Zub TopKit
			➔			03.0137-0312.2 650312 03.0137-0532.2 650532	TRW Ø 203 x 38 BOS Ø 203 x 39 + HEB
			➔	- ABS		03.0137-0358.2 650358 03.0520-4719.3 694719	BDX Ø 180 x 42 + HEB BDX Ø 180 x 42 Ø 19,05 + RZ / + Zub TopKit
			➔	11/07→; + ABS		03.0137-0498.2 650498 03.0520-4717.3 694717	TRW Ø 203 x 38 + HEB Ø 203 x 38 Ø 17,46 + RZ / + Zub TopKit
			➔	+ ABS		03.0137-0532.2 650532	BOS Ø 203 x 39 + HEB
1.4 (B/CB0C)	55	09/98→05/05	➔	+ ABS; Automatikgetriebe		03.0137-0312.2 650312 03.0137-0532.2 650532 03.0520-3517.3 693517 03.0520-5017.3 695017	TRW Ø 203 x 38 BOS Ø 203 x 39 + HEB TRW Ø 203 x 39 Ø 17,78 + RZ / + Zub TopKit Ø 203 x 39 Ø 17,46 + RZ / + Zub TopKit
			➔	+ ABS; Schaltgetriebe		03.0137-0312.2 650312 03.0137-0532.2 650532 03.0520-3517.3 693517 03.0520-5017.3 695017	TRW Ø 203 x 38 BOS Ø 203 x 39 + HEB TRW Ø 203 x 39 Ø 17,78 + RZ / + Zub TopKit Ø 203 x 39 Ø 17,46 + RZ / + Zub TopKit
			➔	- ABS; Schaltgetriebe		03.0137-0358.2 650358 03.0520-4719.3 694719	BDX Ø 180 x 42 + HEB BDX Ø 180 x 42 Ø 19,05 + RZ / + Zub TopKit
			➔	- ABS		03.0137-0358.2 650358 03.0520-4719.3 694719	BDX Ø 180 x 42 + HEB BDX Ø 180 x 42 Ø 19,05 + RZ / + Zub TopKit
1.4 16V (B/CB0L)	70	10/99→09/04	➔	→ 07/00		03.0137-0312.2 650312 03.0137-0532.2 650532 03.0520-3517.3 693517 03.0520-5017.3 695017	TRW Ø 203 x 38 BOS Ø 203 x 39 + HEB TRW Ø 203 x 39 Ø 17,78 + RZ / + Zub TopKit Ø 203 x 39 Ø 17,46 + RZ / + Zub TopKit
1.4 16V (B/CB0P) 1.5 dCi 1.5 dCi (B/C2J) 1.5 dCi (B/CB07) 1.5 dCi (B/CB08) 1.6 16V (BB01, BB0H, BB0T, BB14, BB1D, BB1R, BB2KL, BB3G...	72 74 50 48 60 79	08/00→ 01/04→ 08/04→ 06/01→ 06/01→ 09/98→	➔	→ 10/07		03.0137-0312.2 650312 03.0520-3517.3 693517 03.0520-5017.3 695017	TRW Ø 203 x 38 TRW Ø 203 x 39 Ø 17,78 + RZ / + Zub TopKit Ø 203 x 39 Ø 17,46 + RZ / + Zub TopKit
			➔	11/07→ 12/12		03.0137-0498.2 650498 03.0520-4717.3 694717	TRW Ø 203 x 38 + HEB Ø 203 x 38 Ø 17,46 + RZ / + Zub TopKit
↓							







	kw				!#		
<b>RENAULT - CLIO II (BB_, CB_) 09/98→</b>							
<b>Bremsbackensatz</b>							
1.4 16V (B/CB0P) 1.5 dCi 1.5 dCi (B/C2J) 1.5 dCi (B/CB07) 1.5 dCi (B/CB08) 1.6 16V (BB01, BB0H, BB0T, BB14, BB1D, BB1R, BB2KL, BB3G...	72 74 50 48 60 79	08/00→ 01/04→ 08/04→ 06/01→ 06/01→ 09/98→	➔	→ 12/12		<b>03.0137-0532.2 650532</b>	BOS Ø 203 x 39 + HEB
1.5 dCi 1.5 dCi (B/CB03) 1.6 (B/CB0D) 1.6 Flex	42 59 66 81	06/01→12/06 06/01→10/03 09/98→05/05 05/00→12/06	➔			<b>03.0137-0312.2 650312</b> <b>03.0137-0532.2 650532</b> <b>03.0520-3517.3 693517</b> <b>03.0520-5017.3 695017</b>	TRW Ø 203 x 38 BOS Ø 203 x 39 + HEB TRW Ø 203 x 39 Ø 17,78 + RZ / + Zub TopKit Ø 203 x 39 Ø 17,46 + RZ / + Zub TopKit
1.5 dCi (BB3N, CB3N)	62	02/07→06/09	➔	+ ABS; → 10/07		<b>03.0137-0312.2 650312</b> <b>03.0520-3517.3 693517</b> <b>03.0520-5017.3 695017</b>	TRW Ø 203 x 38 TRW Ø 203 x 39 Ø 17,78 + RZ / + Zub TopKit Ø 203 x 39 Ø 17,46 + RZ / + Zub TopKit
			➔	- ABS		<b>03.0137-0358.2 650358</b> <b>03.0520-4719.3 694719</b>	BDX Ø 180 x 42 + HEB BDX Ø 180 x 42 Ø 19,05 + RZ / + Zub TopKit
			➔	11/07→; + ABS		<b>03.0137-0498.2 650498</b> <b>03.0520-4717.3 694717</b>	TRW Ø 203 x 38 + HEB Ø 203 x 38 Ø 17,46 + RZ / + Zub TopKit
			➔	+ ABS		<b>03.0137-0532.2 650532</b>	BOS Ø 203 x 39 + HEB
1.6 1.6 Hi-Flex (CB0H)	81 86	11/04→02/09 01/05→02/10	➔	→ 10/07		<b>03.0137-0312.2 650312</b> <b>03.0520-3517.3 693517</b> <b>03.0520-5017.3 695017</b>	TRW Ø 203 x 38 TRW Ø 203 x 39 Ø 17,78 + RZ / + Zub TopKit Ø 203 x 39 Ø 17,46 + RZ / + Zub TopKit
			➔	11/07→		<b>03.0137-0498.2 650498</b> <b>03.0520-4717.3 694717</b>	TRW Ø 203 x 38 + HEB Ø 203 x 38 Ø 17,46 + RZ / + Zub TopKit
			➔			<b>03.0137-0532.2 650532</b>	BOS Ø 203 x 39 + HEB
1.9 D (B/CB0E) 1.9 D (B/CB0J)	47 48	09/98→05/05 02/00→05/01	➔	+ ABS; für Fahrzeuge mit Klimaanlage		<b>03.0137-0312.2 650312</b> <b>03.0137-0532.2 650532</b> <b>03.0520-3517.3 693517</b> <b>03.0520-5017.3 695017</b>	TRW Ø 203 x 38 BOS Ø 203 x 39 + HEB TRW Ø 203 x 39 Ø 17,78 + RZ / + Zub TopKit Ø 203 x 39 Ø 17,46 + RZ / + Zub TopKit
			➔	- ABS; für Fahrzeuge ohne Klimaanlage		<b>03.0137-0358.2 650358</b> <b>03.0520-4719.3 694719</b>	BDX Ø 180 x 42 + HEB BDX Ø 180 x 42 Ø 19,05 + RZ / + Zub TopKit
1.9 dTi (B/CB0U)	59	12/99→05/05	➔	02/00→		<b>03.0137-0312.2 650312</b> <b>03.0137-0532.2 650532</b> <b>03.0520-3517.3 693517</b> <b>03.0520-5017.3 695017</b>	TRW Ø 203 x 38 BOS Ø 203 x 39 + HEB TRW Ø 203 x 39 Ø 17,78 + RZ / + Zub TopKit Ø 203 x 39 Ø 17,46 + RZ / + Zub TopKit
<b>Seilzug, Feststellbremse</b>							
1.0 1.2 LPG (BB0A, CB0A)	40 44	02/00→05/01 03/99→05/01	➔	☐; + ABS; Trommelbremse		<b>24.3727-1046.2 581046</b>	L= 1.355
			➔	☐; + ABS; Trommelbremse		<b>24.3727-1047.2 581047</b>	L= 1.277
			➔	☐; - ABS; Trommelbremse		<b>24.3727-1048.2 581048</b>	L= 1.343
			➔	☐; - ABS; Trommelbremse		<b>24.3727-1049.2 581049</b>	L= 1.263
1.2 (BB0A, BB0F, BB10, BB1K, BB28, BB2D, BB2H, CB0A,...)	43	09/98→	➔	☐; + ABS; → 12/12; Trommelbremse		<b>24.3727-1046.2 581046</b>	L= 1.355
			➔	☐; + ABS; → 12/12; Trommelbremse		<b>24.3727-1047.2 581047</b>	L= 1.277
			➔	☐; - ABS; → 12/12; Trommelbremse		<b>24.3727-1048.2 581048</b>	L= 1.343
			➔	☐; - ABS; → 12/12; Trommelbremse		<b>24.3727-1049.2 581049</b>	L= 1.263
1.2 16V 1.2 16V (BB05, BB0W, BB11, BB27, BB2T, BB2U, BB2V, CB05,...)	54 55	06/06→ 06/01→	➔	☐; - ESP; → 12/12; Trommelbremse		<b>24.3727-1060.2 581060</b>	L= 1.415
			➔	☐; - ESP; → 12/12; Trommelbremse		<b>24.3727-1061.2 581061</b>	L= 1.335
			➔	☐; - ABS; → 12/12; Trommelbremse		<b>24.3727-1066.2 581066</b>	L= 1.402
1.5 dCi (B/C2J) 1.5 dCi (B/CB07)	50 48	08/04→ 06/01→	➔	☐; - ABS; → 12/12; Trommelbremse		<b>24.3727-1067.2 581067</b>	L= 1.321
1.2 LPG	43	09/98→06/09	➔	☐; + ABS; Trommelbremse		<b>24.3727-1046.2 581046</b>	L= 1.355


















	kw				!#		
<b>RENAULT - CLIO II (BB_, CB_) 09/98→</b>							
<b>Seilzug, Feststellbremse</b>							
1.2 LPG	43	09/98→06/09	➡	<input type="checkbox"/> ; + ABS; Trommelbremse	24.3727-1047.2	581047	L= 1.277
			➡	<input type="checkbox"/> ; - ABS; Trommelbremse	24.3727-1048.2	581048	L= 1.343
			➡	<input type="checkbox"/> ; - ABS; Trommelbremse	24.3727-1066.2	581066	L= 1.402
			➡	<input type="checkbox"/> ; - ABS; Trommelbremse	24.3727-1049.2	581049	L= 1.263
1.4 (B/CB0C)	55	09/98→05/05	➡	<input type="checkbox"/> ; - ABS; Automatikgetriebe; Trommelbremse	24.3727-1046.2	581046	L= 1.355
			➡	<input type="checkbox"/> ; + ABS; Trommelbremse	24.3727-1046.2	581046	L= 1.355
			➡	<input type="checkbox"/> ; - ABS; Automatikgetriebe; Trommelbremse	24.3727-1047.2	581047	L= 1.277
			➡	<input type="checkbox"/> ; + ABS; Trommelbremse	24.3727-1047.2	581047	L= 1.277
			➡	<input type="checkbox"/> ; - ABS; Schaltgetriebe; Trommelbremse	24.3727-1048.2	581048	L= 1.343
			➡	<input type="checkbox"/> ; - ABS; Trommelbremse	24.3727-1048.2	581048	L= 1.343
			➡	<input type="checkbox"/> ; - ABS; Trommelbremse	24.3727-1049.2	581049	L= 1.263
			➡	<input type="checkbox"/> ; - ABS; Schaltgetriebe; Trommelbremse	24.3727-1049.2	581049	L= 1.263
1.4 16V (B/CB0L)	70	10/99→09/04	➡	<input type="checkbox"/> ; → 07/00; Trommelbremse	24.3727-1046.2	581046	L= 1.355
			➡	<input type="checkbox"/> ; → 07/00; Trommelbremse	24.3727-1047.2	581047	L= 1.277
1.4 16V (B/CB0P) 1.6 16V (BB01, BB0H, BB0T, BB14, BB1D, BB1R, BB2KL, BB3G...	72 79	08/00→ 09/98→	➡	<input type="checkbox"/> ; → 12/12; Trommelbremse	24.3727-1046.2	581046	L= 1.355
			➡	<input type="checkbox"/> ; → 12/12; Trommelbremse	24.3727-1047.2	581047	L= 1.277
1.5 dCi	42	06/01→12/06	➡	<input type="checkbox"/> ; - ESP; Trommelbremse	24.3727-1060.2	581060	L= 1.415
			➡	<input type="checkbox"/> ; - ESP; Trommelbremse	24.3727-1061.2	581061	L= 1.335
			➡	<input type="checkbox"/> ; - ABS; Trommelbremse	24.3727-1066.2	581066	L= 1.402
			➡	<input type="checkbox"/> ; - ABS; Trommelbremse	24.3727-1067.2	581067	L= 1.321
1.5 dCi 1.5 dCi (B/CB08)	74 60	01/04→ 06/01→	➡	<input type="checkbox"/> ; - ABS; → 12/12; Trommelbremse	24.3727-1060.2	581060	L= 1.415
			➡	<input type="checkbox"/> ; - ABS; → 12/12; Trommelbremse	24.3727-1061.2	581061	L= 1.335
			➡	<input type="checkbox"/> ; + ABS; → 12/12; Trommelbremse	24.3727-1066.2	581066	L= 1.402
			➡	<input type="checkbox"/> ; + ABS; → 12/12; Trommelbremse	24.3727-1067.2	581067	L= 1.321
1.5 dCi (B/CB03)	59	06/01→10/03	➡	<input type="checkbox"/> ; - ABS; Trommelbremse	24.3727-1060.2	581060	L= 1.415
			➡	<input type="checkbox"/> ; - ABS; Trommelbremse	24.3727-1061.2	581061	L= 1.335
			➡	<input type="checkbox"/> ; + ABS; Trommelbremse	24.3727-1066.2	581066	L= 1.402
			➡	<input type="checkbox"/> ; + ABS; Trommelbremse	24.3727-1067.2	581067	L= 1.321
1.6 1.6 (B/CB0D) 1.6 Flex 1.6 Hi-Flex (CB0H)	81 66 81 86	11/04→02/09 09/98→05/05 05/00→12/06 01/05→02/10	➡	<input type="checkbox"/> ; Trommelbremse	24.3727-1046.2	581046	L= 1.355
			➡	<input type="checkbox"/> ; Trommelbremse	24.3727-1047.2	581047	L= 1.277
			➡	<input type="checkbox"/> ; + ABS; für Fahrzeuge mit Klimaanlage; Trommelbremse	24.3727-1046.2	581046	L= 1.355
			➡	<input type="checkbox"/> ; + ABS; für Fahrzeuge mit Klimaanlage; Trommelbremse	24.3727-1047.2	581047	L= 1.277
1.9 D (B/CB0E) 1.9 D (B/CB0J)	47 48	09/98→05/05 02/00→05/01	➡	<input type="checkbox"/> ; - ABS; für Fahrzeuge ohne Klimaanlage; Trommelbremse	24.3727-1048.2	581048	L= 1.343
			➡	<input type="checkbox"/> ; - ABS; für Fahrzeuge ohne Klimaanlage; Trommelbremse	24.3727-1049.2	581049	L= 1.263
			➡	<input type="checkbox"/> ; 02/00→; Trommelbremse	24.3727-1046.2	581046	L= 1.355
			➡	<input type="checkbox"/> ; 02/00→; Trommelbremse	24.3727-1047.2	581047	L= 1.277
<b>RENAULT - CLIO II Kasten (SB0/1/2_) 09/98→</b>							
<b>Radbremsszylinder</b>							
1.2 (SB0A, SB0F, SB10)	44	03/99→10/03	➡	- ABS	24.3219-1722.3	020426	BDX Ø 19,05 GG
1.2 (SB0A, SB0F, SB1K, SB2D)	43	09/98→	➡	+ ABS; → 12/12	24.3217-1710.3	020420	TRW Ø 17,78 GG
			➡	- ABS; → 12/12	24.3217-1711.3	020449	BOS Ø 17,46 ALU
1.5 dCi 1.5 dCi 1.5 dCi (SB07)	50 60 48	04/04→ 11/03→ 06/01→	➡	→ 12/12	24.3217-1710.3	020420	TRW Ø 17,78 GG
			➡		24.3217-1711.3	020449	BOS Ø 17,46 ALU
			↓				


























	kw				!#		
<b>RENAULT - CLIO II Kasten (SB0/1/2_) 09/98→</b>							
<b>Radbremszylinder</b>							
1.5 dCi 1.9 D (SB0J) 1.9 D (SB0R) 1.9 DTi (SB0U)	59 48 40 59	06/01→10/04 02/00→05/01 03/99→01/00 02/00→05/01	➔			24.3217-1710.3 020420 24.3217-1711.3 020449	TRW Ø 17,78 GG BOS Ø 17,46 ALU
1.6 (SB0H)	79	11/03→	➔	→ 04/05		24.3217-1710.3 020420 24.3217-1711.3 020449	TRW Ø 17,78 GG BOS Ø 17,46 ALU
1.9 D (SB0E)	47	09/98→	➔	→ 12/12		24.3217-1710.3 020420 24.3217-1711.3 020449 24.3219-1722.3 020426	TRW Ø 17,78 GG BOS Ø 17,46 ALU BDX Ø 19,05 GG
<b>Zubehörsatz, Bremsbacken</b>							
1.2 (SB0A, SB0F, SB1K, SB2D)	43	09/98→	➔	- ABS; → 12/12		03.0137-9088.2 669088	BDX
			➔	+ ABS; → 12/12		03.0137-9158.2 669158 03.0137-9274.2 669274	TRW
1.5 dCi 1.5 dCi 1.5 dCi (SB07)	50 60 48	04/04→ 11/03→ 06/01→	➔	→ 12/12		03.0137-9158.2 669158 03.0137-9274.2 669274	TRW
1.5 dCi 1.9 D (SB0J) 1.9 D (SB0R) 1.9 DTi (SB0U)	59 48 40 59	06/01→10/04 02/00→05/01 03/99→01/00 02/00→05/01	➔			03.0137-9158.2 669158 03.0137-9274.2 669274	TRW
1.6 (SB0H)	79	11/03→	➔	→ 04/05		03.0137-9158.2 669158 03.0137-9274.2 669274	TRW
1.9 D (SB0E)	47	09/98→	➔	→ 12/12		03.0137-9088.2 669088 03.0137-9158.2 669158 03.0137-9274.2 669274	BDX TRW
<b>Bremstrommel</b>							
1.2 (SB0A, SB0F, SB1K, SB2D)	43	09/98→	➔	- ABS; → 12/12		24.0218-0032.1 480118 24.0218-0732.2 480207	Ø 180,0 x 53,5 / 181 - RLG Ø 180,0 x 53,5 / 181 + RLG
			➔	+ ABS; → 12/12		24.0220-3021.1 480127	Ø 203,0 x 48 / 204,5 - RLG / - ABS Ring
1.5 dCi 1.5 dCi 1.5 dCi (SB07)	50 60 48	04/04→ 11/03→ 06/01→	➔	→ 12/12		24.0220-3021.1 480127	Ø 203,0 x 48 / 204,5 - RLG / - ABS Ring
1.5 dCi 1.9 D (SB0J) 1.9 D (SB0R) 1.9 DTi (SB0U)	59 48 40 59	06/01→10/04 02/00→05/01 03/99→01/00 02/00→05/01	➔			24.0220-3021.1 480127	Ø 203,0 x 48 / 204,5 - RLG / - ABS Ring
1.9 D (SB0E)	47	09/98→	➔	→ 12/12		24.0218-0032.1 480118 24.0218-0732.2 480207 24.0220-3021.1 480127	Ø 180,0 x 53,5 / 181 - RLG Ø 180,0 x 53,5 / 181 + RLG Ø 203,0 x 48 / 204,5 - RLG / - ABS Ring
<b>Bremsbackensatz</b>							
1.2 (SB0A, SB0F, SB1K, SB2D)	43	09/98→	➔	+ ABS; → 12/12		03.0137-0312.2 650312 03.0137-0532.2 650532	TRW Ø 203 x 38 BOS Ø 203 x 39 + HEB
			➔	- ABS; → 12/12		03.0137-0358.2 650358	BDX Ø 180 x 42 + HEB
			➔	→ 06/05; + ABS		03.0520-3517.3 693517 03.0520-5017.3 695017	TRW Ø 203 x 39 Ø 17,78 + RZ / + Zub TopKit Ø 203 x 39 Ø 17,46 + RZ / + Zub TopKit
			➔	→ 06/05; - ABS		03.0520-4719.3 694719	BDX Ø 180 x 42 Ø 19,05 + RZ / + Zub TopKit
1.5 dCi 1.5 dCi (SB07)	50 48	04/04→ 06/01→	➔	→ 12/12		03.0137-0312.2 650312 03.0137-0532.2 650532	TRW Ø 203 x 38 BOS Ø 203 x 39 + HEB
			➔	→ 06/05		03.0520-3517.3 693517 03.0520-5017.3 695017	TRW Ø 203 x 39 Ø 17,78 + RZ / + Zub TopKit Ø 203 x 39 Ø 17,46 + RZ / + Zub TopKit
1.5 dCi 1.9 D (SB0J) 1.9 D (SB0R) 1.9 DTi (SB0U)	59 48 40 59	06/01→10/04 02/00→05/01 03/99→01/00 02/00→05/01	➔			03.0137-0312.2 650312 03.0137-0532.2 650532 03.0520-3517.3 693517 03.0520-5017.3 695017	TRW Ø 203 x 38 BOS Ø 203 x 39 + HEB TRW Ø 203 x 39 Ø 17,78 + RZ / + Zub TopKit Ø 203 x 39 Ø 17,46 + RZ / + Zub TopKit
1.5 dCi	60	11/03→	➔	→ 12/12		03.0137-0312.2 650312 03.0137-0532.2 650532	TRW Ø 203 x 38 BOS Ø 203 x 39 + HEB
↓							

	kw				!#		
<b>RENAULT - CLIO II Kasten (SB0/1/2_) 09/98→</b>							
<b>Bremsbackensatz</b>							
1.5 dCi	60	11/03→	➔	→ 09/05		03.0520-3517.3 693517 03.0520-5017.3 695017	TRW Ø 203 x 39 Ø 17,78 + RZ / + Zub TopKit Ø 203 x 39 Ø 17,46 + RZ / + Zub TopKit
1.6 (SB0H)	79	11/03→	➔	→ 04/05		03.0137-0312.2 650312 03.0137-0532.2 650532	TRW Ø 203 x 38 BOS Ø 203 x 39 + HEB
1.9 D (SB0E)	47	09/98→	➔	→ 12/12		03.0137-0312.2 650312 03.0137-0358.2 650358 03.0137-0532.2 650532	TRW Ø 203 x 38 BDX Ø 180 x 42 + HEB BOS Ø 203 x 39 + HEB
			➔	→ 06/05		03.0520-3517.3 693517 03.0520-4719.3 694719 03.0520-5017.3 695017	TRW Ø 203 x 39 Ø 17,78 + RZ / + Zub TopKit BDX Ø 180 x 42 Ø 19,05 + RZ / + Zub TopKit Ø 203 x 39 Ø 17,46 + RZ / + Zub TopKit
<b>Seilzug, Feststellbremse</b>							
1.2 (SB0A, SB0F, SB1K, SB2D)	43	09/98→	➔	☐; + ABS; → 12/12; Trommelbremse		24.3727-1046.2 581046	L= 1.355
1.9 D (SB0E)	47	09/98→	➔	☐; + ABS; → 12/12; Trommelbremse		24.3727-1047.2 581047	L= 1.277
			➔	☐; - ABS; → 12/12; Trommelbremse		24.3727-1048.2 581048	L= 1.343
			➔	☐; - ABS; → 12/12; Trommelbremse		24.3727-1049.2 581049	L= 1.263
1.5 dCi	50	04/04→	➔	☐; - ESP; → 12/12; Trommelbremse		24.3727-1060.2 581060	L= 1.415
1.5 dCi	60	11/03→	➔	☐; - ESP; → 12/12; Trommelbremse		24.3727-1061.2 581061	L= 1.335
1.5 dCi (SB07)	48	06/01→	➔	☐; - ABS; → 12/12; Trommelbremse		24.3727-1066.2 581066	L= 1.402
			➔	☐; - ABS; → 12/12; Trommelbremse		24.3727-1067.2 581067	L= 1.321
1.5 dCi	59	06/01→10/04	➔	☐; - ESP; Trommelbremse		24.3727-1060.2 581060	L= 1.415
			➔	☐; - ESP; Trommelbremse		24.3727-1061.2 581061	L= 1.335
			➔	☐; - ABS; Trommelbremse		24.3727-1066.2 581066	L= 1.402
			➔	☐; - ABS; Trommelbremse		24.3727-1067.2 581067	L= 1.321
1.6 (SB0H)	79	11/03→	➔	☐; → 04/05; Trommelbremse		24.3727-1060.2 581060	L= 1.415
			➔	☐; → 04/05; Trommelbremse		24.3727-1061.2 581061	L= 1.335
1.9 D (SB0J)	48	02/00→05/01	➔	☐; Trommelbremse		24.3727-1046.2 581046	L= 1.355
1.9 D (SB0R)	40	03/99→01/00	➔	☐; Trommelbremse		24.3727-1047.2 581047	L= 1.277
1.9 DTi (SB0U)	59	02/00→05/01	➔	☐; Trommelbremse		24.3727-1047.2 581047	L= 1.277
<b>RENAULT - CLIO III (BR0/1, CR0/1) 01/05→</b>							
<b>Radbremszylinder</b>							
1.2	43	05/05→06/09	➔	06/06→		24.3219-1755.3 020508	Ø 19,05 ALU
1.2 (BR01, BR03, BR0E, CR0E)	57	10/05→	➔	→ 12/12		24.3219-1755.3 020508	Ø 19,05 ALU
1.2 16V	58	06/05→					
1.2 16V	76	09/10→					
1.2 16V (BR02, BR0J, BR11, CR02, CR0J, CR11)	55	06/05→					
1.2 16V (BR0P, CR0P)	74	05/07→					
1.2 16V (BR0R, BR1D, BR1L, CR0R)	48	06/05→					
1.2 16V Hi-Flex (BR1U, CR1U)	55	07/08→					
1.2 Ethanol (CR1U, BR1U)	55	07/08→					
1.4 16V	72	06/05→					
1.5 dCi	55	08/10→					
1.5 dCi	60	11/07→					
1.5 dCi	65	08/10→					
1.5 dCi (BR17, CR17)	63	06/05→					
1.5 dCi (BR1C, CR1C)	76	06/05→					
1.5 dCi (C/BR0G, C/BR1G)	50	06/05→					
1.2 16V	43	06/06→08/10	➔			24.3219-1755.3 020508	Ø 19,05 ALU
1.5 dCi	47	06/05→	➔	- ABS	2	24.3219-1755.3 020508	Ø 19,05 ALU
1.5 dCi	48	05/05→	➔	→ 10/06		24.3219-1755.3 020508	Ø 19,05 ALU
<b>Zubehörsatz, Bremsbacken</b>							
1.2	43	05/05→06/09	➔	06/06→		03.0137-9280.2 669280	
↓							











	kw				! #		
<b>RENAULT - CLIO III (BR0/1, CR0/1) 01/05→</b>							
<b>Zubehörsatz, Bremsbacken</b>							
1.2 (BR01, BR03, BR0E, CR0E)	57	10/05→	➔	→ 12/12		<b>03.0137-9280.2 669280</b>	
1.2 16V	58	06/05→					
1.2 16V	76	09/10→					
1.2 16V (BR02, BR0J, BR11, CR02, CR0J, CR11)	55	06/05→					
1.2 16V (BR0P, CR0P)	74	05/07→					
1.2 16V (BR0R, BR1D, BR1L, CR0R)	48	06/05→					
1.2 16V Hi-Flex (BR1U, CR1U)	55	07/08→					
1.2 Ethanol (CR1U, BR1U)	55	07/08→					
1.4 16V	72	06/05→					
1.5 dCi	55	08/10→					
1.5 dCi	60	11/07→					
1.5 dCi	65	08/10→					
1.5 dCi (BR17, CR17)	63	06/05→					
1.5 dCi (BR1C, CR1C)	76	06/05→					
1.5 dCi (C/BR0G, C/BR1G)	50	06/05→					
1.2 16V	43	06/06→08/10	➔			<b>03.0137-9280.2 669280</b>	
1.5 dCi	47	06/05→	➔	- ABS		<b>03.0137-9280.2 669280</b>	
1.5 dCi	48	05/05→	➔	→ 10/06		<b>03.0137-9280.2 669280</b>	
<b>Bremstrommel</b>							
1.2	43	05/05→06/09	➔	06/06→		<b>24.0220-3033.1 480195</b>	Ø 203,3 x 50,5 / 204,5 - RLG / - ABS Ring
1.2 (BR01, BR03, BR0E, CR0E)	57	10/05→	➔	→ 12/12		<b>24.0220-3033.1 480195</b>	Ø 203,3 x 50,5 / 204,5 - RLG / - ABS Ring
1.2 16V	58	06/05→					
1.2 16V	76	09/10→					
1.2 16V (BR02, BR0J, BR11, CR02, CR0J, CR11)	55	06/05→					
1.2 16V (BR0P, CR0P)	74	05/07→					
1.2 16V (BR0R, BR1D, BR1L, CR0R)	48	06/05→					
1.2 16V Hi-Flex (BR1U, CR1U)	55	07/08→					
1.2 Ethanol (CR1U, BR1U)	55	07/08→					
1.4 16V	72	06/05→					
1.5 dCi	55	08/10→					
1.5 dCi	60	11/07→					
1.5 dCi	65	08/10→					
1.5 dCi (BR17, CR17)	63	06/05→					
1.5 dCi (BR1C, CR1C)	76	06/05→					
1.5 dCi (C/BR0G, C/BR1G)	50	06/05→					
1.2 16V	43	06/06→08/10	➔			<b>24.0220-3033.1 480195</b>	Ø 203,3 x 50,5 / 204,5 - RLG / - ABS Ring
1.5 dCi	47	06/05→	➔	- ABS		<b>24.0220-3033.1 480195</b>	Ø 203,3 x 50,5 / 204,5 - RLG / - ABS Ring
1.5 dCi	48	05/05→	➔	→ 10/06		<b>24.0220-3033.1 480195</b>	Ø 203,3 x 50,5 / 204,5 - RLG / - ABS Ring
<b>Bremsbackensatz</b>							
1.2	43	05/05→06/09	➔	06/06→		<b>03.0137-0454.2 650454</b> <b>03.0520-6419.3 696419</b>	AP Ø 203 x 38 + HEB + RZ / + Zub TopKit
1.2 (BR01, BR03, BR0E, CR0E)	57	10/05→	➔	→ 12/12		<b>03.0137-0454.2 650454</b> <b>03.0520-6419.3 696419</b>	AP Ø 203 x 38 + HEB + RZ / + Zub TopKit
1.2 16V	58	06/05→					
1.2 16V	76	09/10→					
1.2 16V (BR02, BR0J, BR11, CR02, CR0J, CR11)	55	06/05→					
1.2 16V (BR0P, CR0P)	74	05/07→					
1.2 16V (BR0R, BR1D, BR1L, CR0R)	48	06/05→					
1.2 16V Hi-Flex (BR1U, CR1U)	55	07/08→					
1.2 Ethanol (CR1U, BR1U)	55	07/08→					
1.4 16V	72	06/05→					
1.5 dCi	55	08/10→					
1.5 dCi	60	11/07→					













	kw				!#		
<b>RENAULT - CLIO III (BR0/1, CR0/1) 01/05→</b>							
<b> Bremsbackensatz</b>							
1.5 dCi	65	08/10→	➔	→ 12/12		03.0137-0454.2 650454	AP Ø 203 x 38 + HEB
1.5 dCi (BR17, CR17)	63	06/05→				03.0520-6419.3 696419	AP Ø 203 x 38 Ø 19,05 + RZ / + Zub TopKit
1.5 dCi (BR1C, CR1C)	76	06/05→					
1.5 dCi (C/BR0G, C/BR1G)	50	06/05→					
1.2 16V	43	06/06→08/10	➔			03.0137-0454.2 650454	AP Ø 203 x 38 + HEB
						03.0520-6419.3 696419	AP Ø 203 x 38 Ø 19,05 + RZ / + Zub TopKit
1.5 dCi	47	06/05→	➔	- ABS		03.0137-0454.2 650454	AP Ø 203 x 38 + HEB
						03.0520-6419.3 696419	AP Ø 203 x 38 Ø 19,05 + RZ / + Zub TopKit
1.5 dCi	48	05/05→	➔	→ 10/06		03.0137-0454.2 650454	AP Ø 203 x 38 + HEB
						03.0520-6419.3 696419	AP Ø 203 x 38 Ø 19,05 + RZ / + Zub TopKit
<b> Seilzug, Feststellbremse</b>							
1.2	43	05/05→06/09	➔	<input type="checkbox"/> ; 06/06→; Trommelbremse		24.3727-1078.2 581078	L= 1.451
			➔	<input checked="" type="checkbox"/> ; 06/06→; Trommelbremse		24.3727-1079.2 581079	L= 1.587
1.2 (BR01, BR03, BR0E, CR0E)	57	10/05→	➔	<input type="checkbox"/> ; → 12/12; Trommelbremse		24.3727-1078.2 581078	L= 1.451
1.2 16V	58	06/05→	➔	<input checked="" type="checkbox"/> ; → 12/12; Trommelbremse		24.3727-1079.2 581079	L= 1.587
1.2 16V (BR02, BR0J, BR11, CR02, CR0J, CR11)	55	06/05→					
1.2 16V (BR0P, CR0P)	74	05/07→					
1.2 16V (BR0R, BR1D, BR1L, CR0R)	48	06/05→					
1.2 16V Hi-Flex (BR1U, CR1U)	55	07/08→					
1.2 Ethanol (CR1U, BR1U)	55	07/08→					
1.4 16V	72	06/05→					
1.5 dCi	60	11/07→					
1.5 dCi (BR17, CR17)	63	06/05→					
1.5 dCi (BR1C, CR1C)	76	06/05→					
1.5 dCi (C/BR0G, C/BR1G)	50	06/05→					
1.6 16V GT (BR10, CR10)	94	06/09→					
1.2 16V	43	06/06→08/10	➔	<input type="checkbox"/> ; Trommelbremse		24.3727-1078.2 581078	L= 1.451
			➔	<input checked="" type="checkbox"/> ; Trommelbremse		24.3727-1079.2 581079	L= 1.587
1.2 16V	76	09/10→	➔	<input type="checkbox"/> ; → 12/12; Trommelbremse		24.3727-1078.2 581078	L= 1.451
1.5 dCi	55	08/10→	➔	<input checked="" type="checkbox"/> ; → 12/12; Trommelbremse		24.3727-1079.2 581079	L= 1.587
1.5 dCi	65	08/10→	➔	<input checked="" type="checkbox"/> ; → 12/12; passend für Felgengröße [Zoll]: 16; Trommelbremse		24.3727-1090.2 581090	L= 1.572
			➔	<input type="checkbox"/> ; → 12/12; passend für Felgengröße [Zoll]: 16		24.3727-1091.2 581091	L= 1.440
1.5 dCi	48	05/05→	➔	<input type="checkbox"/> ; → 10/06; Trommelbremse		24.3727-1078.2 581078	L= 1.451
			➔	<input checked="" type="checkbox"/> ; → 10/06; Trommelbremse		24.3727-1079.2 581079	L= 1.587
2.0 16V Sport	148	09/08→	➔	<input type="checkbox"/> ; 04/09→; - ABS; → 12/12; Trommelbremse		24.3727-1078.2 581078	L= 1.451
			➔	<input checked="" type="checkbox"/> ; 04/09→; - ABS; → 12/12; Trommelbremse		24.3727-1079.2 581079	L= 1.587
			➔	<input type="checkbox"/> ; 04/09→; + ABS; → 12/12; Scheibenbremse		24.3727-1092.2 581092	L= 1.458
			➔	<input checked="" type="checkbox"/> ; 04/09→; + ABS; → 12/12; Scheibenbremse		24.3727-1093.2 581093	L= 1.596
2.0 16V Sport (CR0N, CR1P)	145	02/06→	➔	<input type="checkbox"/> ; - ABS; → 12/12; Trommelbremse		24.3727-1078.2 581078	L= 1.451
			➔	<input checked="" type="checkbox"/> ; - ABS; → 12/12; Trommelbremse		24.3727-1079.2 581079	L= 1.587
			➔	<input type="checkbox"/> ; + ABS; → 12/12; Scheibenbremse		24.3727-1092.2 581092	L= 1.458
			➔	<input checked="" type="checkbox"/> ; + ABS; → 12/12; Scheibenbremse		24.3727-1093.2 581093	L= 1.596
<b>RENAULT - CLIO III Kasten (SB_, SR_) 06/05→</b>							
<b> Radbremszylinder</b>							
1.2 (SR0J)	55	11/05→12/14	➔	→ 12/12		24.3219-1755.3 020508	Ø 19,05 ALU
1.5 dCi (SR1H)	65	08/10→12/14					
1.2 (SR0P)	74	11/07→12/11	➔			24.3219-1755.3 020508	Ø 19,05 ALU
1.5 dCi	50	10/05→07/10					
1.5 dCi	63	06/05→07/10					
↓							












	kw				!#		
<b>RENAULT - CLIO III Kasten (SB_, SR_) 06/05→</b>							
<b>Zubehörsatz, Bremsbacken</b>							
1.2 (SR0J) 1.5 dCi (SR1H)	55 65	11/05→12/14 08/10→12/14	➔	→ 12/12		03.0137-9280.2 669280	
1.2 (SR0P) 1.5 dCi 1.5 dCi	74 50 63	11/07→12/11 10/05→07/10 06/05→07/10	➔			03.0137-9280.2 669280	
<b> Bremstrommel</b>							
1.2 (SR0J) 1.5 dCi (SR1H)	55 65	11/05→12/14 08/10→12/14	➔	→ 12/12		24.0220-3033.1 480195	Ø 203,3 x 50,5 / 204,5 - RLG / - ABS Ring
1.2 (SR0P) 1.5 dCi 1.5 dCi	74 50 63	11/07→12/11 10/05→07/10 06/05→07/10	➔			24.0220-3033.1 480195	Ø 203,3 x 50,5 / 204,5 - RLG / - ABS Ring
<b> Bremsbackensatz</b>							
1.2 (SR0J) 1.5 dCi (SR1H)	55 65	11/05→12/14 08/10→12/14	➔	→ 12/12		03.0137-0454.2 650454 03.0520-6419.3 696419	AP Ø 203 x 38 + HEB AP Ø 203 x 38 Ø 19,05 + RZ / + Zub TopKit
1.2 (SR0P) 1.5 dCi 1.5 dCi	74 50 63	11/07→12/11 10/05→07/10 06/05→07/10	➔			03.0137-0454.2 650454 03.0520-6419.3 696419	AP Ø 203 x 38 + HEB AP Ø 203 x 38 Ø 19,05 + RZ / + Zub TopKit
<b> Seilzug, Feststellbremse</b>							
1.2 (SR0J)	55	11/05→12/14	➔	<input type="checkbox"/> ; → 12/12; Trommelbremse		24.3727-1078.2 581078	L= 1.451
			➔	<input type="checkbox"/> ; → 12/12; Trommelbremse		24.3727-1079.2 581079	L= 1.587
1.2 (SR0P) 1.5 dCi 1.5 dCi	74 50 63	11/07→12/11 10/05→07/10 06/05→07/10	➔	<input type="checkbox"/> ; Trommelbremse		24.3727-1078.2 581078	L= 1.451
			➔	<input type="checkbox"/> ; Trommelbremse		24.3727-1079.2 581079	L= 1.587
1.5 dCi (SR1H)	65	08/10→12/14	➔	<input type="checkbox"/> ; → 12/12; Trommelbremse		24.3727-1078.2 581078	L= 1.451
			➔	<input type="checkbox"/> ; → 12/12; Trommelbremse		24.3727-1079.2 581079	L= 1.587
			➔	<input type="checkbox"/> ; → 12/12; passend für Felgengröße [Zoll]: 16; Trommelbremse		24.3727-1090.2 581090	L= 1.572
			➔	<input type="checkbox"/> ; → 12/12; passend für Felgengröße [Zoll]: 16		24.3727-1091.2 581091	L= 1.440
<b>RENAULT - CLIO IV (BH_) 11/12→</b>							
<b> Radbremszylinder</b>							
0.9 TCe 90 0.9 TCe 90 LPG 1.2 16V 1.2 16V (BHA1, BHAK, BHMG, BHMK) 1.2 LPG 16V 1.5 dCi 75	66 66 54 55 54 55	11/12→ 06/16→ 11/12→ 06/15→ 11/12→ 11/12→	➔			24.3217-1711.3 020449	BOS Ø 17,46 ALU
1.2 TCe 120 1.2 TCe 120	87 88	01/16→ 03/13→	➔			24.3219-1761.3 020536	Ø 19,05 ALU
1.5 dCi 110 1.5 dCi 90	81 66	06/16→ 11/12→	➔	Schaltgetriebe		24.3217-1711.3 020449	BOS Ø 17,46 ALU
			➔	Automatikgetriebe		24.3219-1761.3 020536	Ø 19,05 ALU
<b>Zubehörsatz, Bremsbacken</b>							
0.9 TCe 90 0.9 TCe 90 LPG 1.2 16V 1.2 16V (BHA1, BHAK, BHMG, BHMK) 1.2 LPG 16V 1.5 dCi 75	66 66 54 55 54 55	11/12→ 06/16→ 11/12→ 06/15→ 11/12→ 11/12→	➔			03.0137-9274.2 669274	
1.2 TCe 120 1.2 TCe 120	87 88	01/16→ 03/13→	➔			03.0137-9228.2 669228	BDX
1.5 dCi 110 1.5 dCi 90	81 66	06/16→ 11/12→	➔	Automatikgetriebe		03.0137-9228.2 669228	BDX
			➔	Schaltgetriebe		03.0137-9274.2 669274	
<b> Bremsbackensatz</b>							
0.9 TCe 90 0.9 TCe 90 LPG 1.2 16V 1.2 16V (BHA1, BHAK, BHMG, BHMK) 1.2 LPG 16V 1.5 dCi 75	66 66 54 55 54 55	11/12→ 06/16→ 11/12→ 06/15→ 11/12→ 11/12→	➔			03.0137-0532.2 650532 03.0520-5017.3 695017	BOS Ø 203 x 39 + HEB Ø 203 x 39 Ø 17,46 + RZ / + Zub TopKit
1.2 TCe 120 1.2 TCe 120	87 88	01/16→ 03/13→	➔			03.0137-0496.2 650496	BDX Ø 228 x 42 + HEB
















	kw				!#		
<b>RENAULT - CLIO IV (BH_) 11/12→</b>							
 <b>Bremsbackensatz</b>							
1.2 TCe 120	87	01/16→	➔			<b>03.0520-7919.3 697919</b>	Ø 228 x 42 Ø 19,05 + RZ / + Zub TopKit
1.2 TCe 120	88	03/13→					
1.5 dCi 110	81	06/16→	➔	Automatikgetriebe		<b>03.0137-0496.2 650496</b>	BDX Ø 228 x 42 + HEB
1.5 dCi 90	66	11/12→				<b>03.0520-7919.3 697919</b>	Ø 228 x 42 Ø 19,05 + RZ / + Zub TopKit
			➔	Schaltgetriebe		<b>03.0137-0532.2 650532</b>	BOS Ø 203 x 39 + HEB
						<b>03.0520-5017.3 695017</b>	Ø 203 x 39 Ø 17,46 + RZ / + Zub TopKit
 <b>Seilzug, Feststellbremse</b>							
0.9 TCe 90	66	11/12→	➔	<input type="checkbox"/> ; Trommelbremse		<b>24.3727-1098.2 581098</b>	L= 1.485
0.9 TCe 90 LPG	66	06/16→					
1.2 16V	54	11/12→	➔	<input checked="" type="checkbox"/> ; Trommelbremse		<b>24.3727-1099.2 581099</b>	L= 1.610
1.2 16V (BHA1, BHAK, BHMg, BHMK)	55	06/15→					
1.2 LPG 16V	54	11/12→					
1.5 dCi 75	55	11/12→					
1.2 TCe 120	87	01/16→	➔	<input type="checkbox"/> ; Trommelbremse		<b>24.3727-1096.2 581096</b>	L= 1.500
1.2 TCe 120	88	03/13→	➔	<input checked="" type="checkbox"/> ; Trommelbremse		<b>24.3727-1097.2 581097</b>	L= 1.623
1.5 dCi 110	81	06/16→	➔	<input type="checkbox"/> ; Automatikgetriebe; Trommelbremse		<b>24.3727-1096.2 581096</b>	L= 1.500
1.5 dCi 90	66	11/12→	➔	<input checked="" type="checkbox"/> ; Automatikgetriebe; Trommelbremse		<b>24.3727-1097.2 581097</b>	L= 1.623
			➔	<input type="checkbox"/> ; Schaltgetriebe; Trommelbremse		<b>24.3727-1098.2 581098</b>	L= 1.485
			➔	<input checked="" type="checkbox"/> ; Schaltgetriebe; Trommelbremse		<b>24.3727-1099.2 581099</b>	L= 1.610
<b>RENAULT - CLIO IV Grandtour (KH_) 01/13→</b>							
 <b>Radbremsszylinder</b>							
0.9 TCe 90	66	01/13→	➔			<b>24.3219-1761.3 020536</b>	Ø 19,05 ALU
1.2 16V	54	01/13→					
1.2 TCe 120	87	01/16→					
1.2 TCe 120	88	03/13→					
1.5 dCi 110	81	06/16→					
1.5 dCi 75	55	01/13→					
1.5 dCi 90	66	01/13→					
<b>Zubehörsatz, Bremsbacken</b>							
0.9 TCe 90	66	01/13→	➔			<b>03.0137-9228.2 669228</b>	BDX
1.2 16V	54	01/13→					
1.2 TCe 120	87	01/16→					
1.2 TCe 120	88	03/13→					
1.5 dCi 110	81	06/16→					
1.5 dCi 75	55	01/13→					
1.5 dCi 90	66	01/13→					
 <b>Bremsbackensatz</b>							
0.9 TCe 90	66	01/13→	➔			<b>03.0137-0496.2 650496</b>	BDX Ø 228 x 42 + HEB
1.2 16V	54	01/13→				<b>03.0520-7919.3 697919</b>	Ø 228 x 42 Ø 19,05 + RZ / + Zub TopKit
1.2 TCe 120	87	01/16→					
1.2 TCe 120	88	03/13→					
1.5 dCi 110	81	06/16→					
1.5 dCi 75	55	01/13→					
1.5 dCi 90	66	01/13→					
 <b>Seilzug, Feststellbremse</b>							
0.9 TCe 90	66	01/13→	➔	<input type="checkbox"/> ; Trommelbremse		<b>24.3727-1096.2 581096</b>	L= 1.500
1.2 16V	54	01/13→					
1.2 TCe 120	87	01/16→	➔	<input checked="" type="checkbox"/> ; Trommelbremse		<b>24.3727-1097.2 581097</b>	L= 1.623
1.2 TCe 120	88	03/13→					
1.5 dCi 110	81	06/16→					
1.5 dCi 75	55	01/13→					
1.5 dCi 90	66	01/13→					
<b>RENAULT - CLIO IV Kasten 01/14→</b>							
 <b>Radbremsszylinder</b>							
0.9 TCe 90	66	01/14→	➔			<b>24.3217-1711.3 020449</b>	BOS Ø 17,46 ALU
1.2 16V	55	01/14→					
1.5 dCi 75	55	01/14→					
1.5 dCi 90	66	01/14→	➔	Schaltgetriebe		<b>24.3217-1711.3 020449</b>	BOS Ø 17,46 ALU
			➔	Automatikgetriebe		<b>24.3219-1761.3 020536</b>	Ø 19,05 ALU
<b>Zubehörsatz, Bremsbacken</b>							
0.9 TCe 90	66	01/14→	➔			<b>03.0137-9274.2 669274</b>	
1.2 16V	55	01/14→					



	kw				!#		
<b>RENAULT - CLIO IV Kasten 01/14→</b>							
<b>Zubehörsatz, Bremsbacken</b>							
1.5 dCi 75	55	01/14→	➔			03.0137-9274.2 669274	
1.5 dCi 90	66	01/14→	➔	Automatikgetriebe		03.0137-9228.2 669228	BDX
				Schaltgetriebe		03.0137-9274.2 669274	
<b> Bremsbackensatz</b>							
0.9 TCe 90	66	01/14→	➔			03.0137-0532.2 650532	BOS Ø 203 x 39 + HEB
1.2 16V	55	01/14→	➔			03.0520-5017.3 695017	Ø 203 x 39 Ø 17,46 + RZ / + Zub TopKit
1.5 dCi 75	55	01/14→	➔				
1.5 dCi 90	66	01/14→	➔	Automatikgetriebe		03.0137-0496.2 650496	BDX Ø 228 x 42 + HEB
				Schaltgetriebe		03.0520-7919.3 697919	Ø 228 x 42 Ø 19,05 + RZ / + Zub TopKit
			➔	Schaltgetriebe		03.0137-0532.2 650532	BOS Ø 203 x 39 + HEB
			➔			03.0520-5017.3 695017	Ø 203 x 39 Ø 17,46 + RZ / + Zub TopKit
<b> Seilzug, Feststellbremse</b>							
0.9 TCe 90	66	01/14→	➔	<input type="checkbox"/> ; Trommelbremse		24.3727-1098.2 581098	L= 1.485
1.2 16V	55	01/14→	➔	<input type="checkbox"/> ; Trommelbremse		24.3727-1099.2 581099	L= 1.610
1.5 dCi 75	55	01/14→	➔	<input type="checkbox"/> ; Trommelbremse			
1.5 dCi 90	66	01/14→	➔	<input type="checkbox"/> ; Automatikgetriebe; Trommelbremse		24.3727-1096.2 581096	L= 1.500
				<input type="checkbox"/> ; Automatikgetriebe; Trommelbremse		24.3727-1097.2 581097	L= 1.623
				<input type="checkbox"/> ; Schaltgetriebe; Trommelbremse		24.3727-1098.2 581098	L= 1.485
				<input type="checkbox"/> ; Schaltgetriebe; Trommelbremse		24.3727-1099.2 581099	L= 1.610
<b>RENAULT - CLIO Grandtour (KR0/1_) 02/08→</b>							
<b> Radbremszylinder</b>							
1.2 16V	76	03/10→		+ ESP / - ESP; → 12/12		24.3219-1755.3 020508	Ø 19,05 ALU
1.2 16V (KR0E)	58	02/08→					
1.2 16V (KR0P)	74	02/08→					
1.5 dCi	48	02/10→					
1.5 dCi	55	08/10→					
1.5 dCi	65	08/10→					
1.5 dCi (KR0F)	63	02/08→					
1.5 dCi (KR0G)	50	02/08→					
1.5 dCi (KR1C, KR1N)	76	02/08→					
1.2 16V (KR02, KR0J)	55	02/08→		→ 12/12; - ESP		24.3219-1755.3 020508	Ø 19,05 ALU
1.2 16V Hi-Flex (KR0S)	55	07/08→					
1.4 16V	72	02/10→					
1.6 16V	80	02/08→					
1.6 16V (KR0B)	82	02/08→					
1.6 16V (KR10)	94	11/08→					
1.5 dCi (KR0H, KR1S)	78	02/08→12/12		- ESP		24.3219-1755.3 020508	Ø 19,05 ALU
<b>Zubehörsatz, Bremsbacken</b>							
1.2 16V	76	03/10→	➔	+ ESP / - ESP; → 12/12		03.0137-9280.2 669280	
1.2 16V (KR0E)	58	02/08→					
1.2 16V (KR0P)	74	02/08→					
1.5 dCi	48	02/10→					
1.5 dCi	55	08/10→					
1.5 dCi	65	08/10→					
1.5 dCi (KR0F)	63	02/08→					
1.5 dCi (KR0G)	50	02/08→					
1.5 dCi (KR1C, KR1N)	76	02/08→					
1.2 16V (KR02, KR0J)	55	02/08→	➔	→ 12/12; - ESP		03.0137-9280.2 669280	
1.2 16V Hi-Flex (KR0S)	55	07/08→					
1.4 16V	72	02/10→					
1.6 16V	80	02/08→					
1.6 16V (KR0B)	82	02/08→					
1.6 16V (KR10)	94	11/08→					
1.5 dCi (KR0H, KR1S)	78	02/08→12/12	➔	- ESP		03.0137-9280.2 669280	
<b> Bremstrommel</b>							
1.2 16V	76	03/10→	➔	→ 12/12; - ESP		24.0220-3033.1 480195	Ø 203,3 x 50,5 / 204,5
1.2 16V (KR02, KR0J)	55	02/08→					- RLG / - ABS Ring
1.2 16V (KR0E)	58	02/08→					
1.2 16V (KR0P)	74	02/08→					
1.2 16V Hi-Flex (KR0S)	55	07/08→					
1.5 dCi	48	02/10→					
1.5 dCi	55	08/10→					
1.5 dCi	65	08/10→					
1.5 dCi (KR0F)	63	02/08→					
1.5 dCi (KR0G)	50	02/08→					
1.5 dCi (KR1C, KR1N)	76	02/08→					

	kw				!#		
<b>RENAULT - CLIO Grandtour (KR0/1_) 02/08→</b>							
 <b>Bremstrommel</b>							
1.6 16V	80	02/08→	➔	→ 12/12; - ESP		24.0220-3033.1 480195	Ø 203,3 x 50,5 / 204,5 - RLG / - ABS Ring
1.6 16V (KR0B)	82	02/08→					
1.5 dCi (KR0H, KR1S)	78	02/08→12/12	➔	- ESP		24.0220-3033.1 480195	Ø 203,3 x 50,5 / 204,5 - RLG / - ABS Ring
 <b>Bremsbackensatz</b>							
1.2 16V	76	03/10→	➔	+ ESP; → 12/12		03.0137-0454.2 650454	AP Ø 203 x 38 + HEB
1.2 16V (KR0E)	58	02/08→					
1.2 16V (KR0P)	74	02/08→	➔	→ 12/12; - ESP		03.0520-6419.3 696419	AP Ø 203 x 38 Ø 19,05 + RZ / + Zub TopKit
1.5 dCi	48	02/10→					
1.5 dCi	55	08/10→					
1.5 dCi	65	08/10→					
1.5 dCi (KR0F)	63	02/08→					
1.5 dCi (KR0G)	50	02/08→					
1.5 dCi (KR1C, KR1N)	76	02/08→					
1.2 16V (KR02, KR0J)	55	02/08→	➔	→ 12/12		03.0137-0454.2 650454	AP Ø 203 x 38 + HEB
1.2 16V Hi-Flex (KR0S)	55	07/08→					
1.4 16V	72	02/10→	➔	→ 12/12; - ESP		03.0520-6419.3 696419	AP Ø 203 x 38 Ø 19,05 + RZ / + Zub TopKit
1.6 16V	80	02/08→					
1.6 16V (KR0B)	82	02/08→					
1.6 16V (KR10)	94	11/08→					
1.5 dCi (KR0H, KR1S)	78	02/08→12/12	➔			03.0137-0454.2 650454	AP Ø 203 x 38 + HEB
			➔	- ESP		03.0520-6419.3 696419	AP Ø 203 x 38 Ø 19,05 + RZ / + Zub TopKit
 <b>Seilzug, Feststellbremse</b>							
1.2 16V	76	03/10→	➔	☐; → 12/12; - ESP; Trommelbremse		24.3727-1078.2 581078	L= 1.451
1.2 16V (KR02, KR0J)	55	02/08→					
1.2 16V (KR0E)	58	02/08→	➔	☐; → 12/12; Trommelbremse		24.3727-1079.2 581079	L= 1.587
1.2 16V (KR0P)	74	02/08→					
1.2 16V Hi-Flex (KR0S)	55	07/08→					
1.4 16V	72	02/10→					
1.5 dCi	55	08/10→					
1.5 dCi (KR0G)	50	02/08→					
1.5 dCi (KR1C, KR1N)	76	02/08→					
1.6 16V	80	02/08→					
1.6 16V (KR0B)	82	02/08→					
1.5 dCi	48	02/10→	➔	☐; → 12/12; - ESP; Trommelbremse		24.3727-1090.2 581090	L= 1.572
1.5 dCi	65	08/10→					
1.5 dCi (KR0F)	63	02/08→	➔	☐; → 12/12; - ESP; Trommelbremse		24.3727-1091.2 581091	L= 1.440
1.6 16V (KR10)	94	11/08→					
1.5 dCi (KR0H, KR1S)	78	02/08→12/12	➔	☐; - ESP; Trommelbremse		24.3727-1078.2 581078	L= 1.451
			➔	☐; Trommelbremse		24.3727-1079.2 581079	L= 1.587
<b>RENAULT - DOKKER 12/13→</b>							
 <b>Radbremsszylinder</b>							
1.5 dCi	66	12/13→	➔			24.3222-1729.3 020526	Ø 22,2 ALU
1.6	62	12/13→					
<b>Zubehörsatz, Bremsbacken</b>							
1.5 dCi	66	12/13→	➔			03.0137-9228.2 669228	BDX
1.6	62	12/13→					
 <b>Bremsbackensatz</b>							
1.5 dCi	66	12/13→	➔			03.0137-0496.2 650496	BDX Ø 228 x 42 + HEB
1.6	62	12/13→				03.0520-7222.3 697222	Ø 228 x 42 Ø 22,2 + RZ / + Zub TopKit
<b>RENAULT - DUSTER (HS_) 01/11→</b>							
 <b>Radbremsszylinder</b>							
1.5 dCi	66	06/11→	➔			24.3219-1761.3 020536	Ø 19,05 ALU
1.6 16V	84	06/15→					
1.6 16V (HSAT)	75	02/12→					
2.0	98	02/12→					
1.5 dCi 4x4	66	06/11→	➔	☐		24.3219-1763.3 020543	Ø 19,05 ALU
1.6 16V 4x4	75	06/11→05/15					
1.6 16V 4x4	84	06/15→	➔	☐		24.3219-1764.3 020544	Ø 19,05 ALU
2.0 4x4	99	02/12→					
<b>Zubehörsatz, Bremsbacken</b>							
1.5 dCi	66	06/11→	➔			03.0137-9228.2 669228	BDX
1.6 16V	84	06/15→					
1.6 16V (HSAT)	75	02/12→					
2.0	98	02/12→					
↓							

	kw				!#		
<b>RENAULT - DUSTER (HS_) 01/11→</b>							
<b>Zubehörsatz, Bremsbacken</b>							
1.5 dCi 4x4	66	06/11→	➔			03.0137-9312.2	669312
1.6 16V 4x4	75	06/11→05/15					
1.6 16V 4x4	84	06/15→					
2.0 4x4	99	02/12→					
<b> Bremsbackensatz</b>							
1.5 dCi	66	06/11→	➔			03.0137-0496.2	650496
1.6 16V	84	06/15→					
1.6 16V (HSAT)	75	02/12→				03.0520-7919.3	697919
2.0	98	02/12→					
1.5 dCi 4x4	66	06/11→	➔			03.0137-0507.2	650507
1.6 16V 4x4	75	06/11→05/15					
1.6 16V 4x4	84	06/15→				03.0520-8019.3	698019
2.0 4x4	99	02/12→					
<b>RENAULT - ESPACE II (J/S63_) 01/91→10/97</b>							
<b> Radbremszylinder</b>							
2.0 (J636)	76	01/91→10/96	➔	- ABS; für Fahrzeuge ohne Niveauregulierung		24.3222-1118.3	020315
2.2 (J/S637, J63G)	79	01/91→10/96				24.3222-1615.3	020285
2.2 4x4 (J/S637, J63G)	79	03/91→12/96					
2.1 TD (J633, J634, J/S635, J/S63D)	65	01/91→10/96	➔	für Fahrzeuge ohne Niveauregulierung		24.3222-1118.3	020315
2.1 TD (J63E)	66	11/94→10/96				24.3222-1615.3	020285
<b>Zubehörsatz, Bremsbacken</b>							
2.0 (J636)	76	01/91→10/96	➔	- ABS; für Fahrzeuge ohne Niveauregulierung		03.0137-9020.2	669020
2.2 (J/S637, J63G)	79	01/91→10/96				03.0137-9027.2	669027
2.2 4x4 (J/S637, J63G)	79	03/91→12/96					
2.1 TD (J633, J634, J/S635, J/S63D)	65	01/91→10/96	➔	für Fahrzeuge ohne Niveauregulierung		03.0137-9020.2	669020
2.1 TD (J63E)	66	11/94→10/96				03.0137-9027.2	669027
<b> Bremstrommel</b>							
2.0 (J636)	76	01/91→10/96	➔	- ABS; für Fahrzeuge ohne Niveauregulierung		24.0222-8015.1	480055
2.2 (J/S637, J63G)	79	01/91→10/96				24.0222-8019.2	480087
2.2 4x4 (J/S637, J63G)	79	03/91→12/96					
2.1 TD (J633, J634, J/S635, J/S63D)	65	01/91→10/96	➔	für Fahrzeuge ohne Niveauregulierung		24.0222-8015.1	480055
2.1 TD (J63E)	66	11/94→10/96				24.0222-8019.2	480087
<b> Bremsbackensatz</b>							
2.0 (J636)	76	01/91→10/96	➔	- ABS; für Fahrzeuge ohne Niveauregulierung		03.0137-0124.2	650124
			➔	12/92→; - ABS; für Fahrzeuge ohne Niveauregulierung		03.0520-2422.3	692422
			➔	→ 11/92; - ABS; für Fahrzeuge ohne Niveauregulierung		03.0520-3122.3	693122
2.1 TD (J633, J634, J/S635, J/S63D)	65	01/91→10/96	➔	für Fahrzeuge ohne Niveauregulierung		03.0137-0124.2	650124
			➔	12/92→; für Fahrzeuge ohne Niveauregulierung		03.0520-2422.3	692422
			➔	→ 11/92; für Fahrzeuge ohne Niveauregulierung		03.0520-3122.3	693122
2.1 TD (J63E)	66	11/94→10/96	➔	für Fahrzeuge ohne Niveauregulierung		03.0137-0124.2	650124
			➔	12/92→; - ABS; für Fahrzeuge ohne Niveauregulierung		03.0520-2422.3	692422
			➔	→ 11/92; - ABS; für Fahrzeuge ohne Niveauregulierung		03.0520-3122.3	693122
2.2 (J/S637, J63G) 2.2 4x4 (J/S637, J63G)	79	01/91→10/96 03/91→12/96	➔	- ABS; für Fahrzeuge ohne Niveauregulierung		03.0137-0124.2	650124
			➔	12/92→; - ABS; für Fahrzeuge ohne Niveauregulierung		03.0520-2422.3	692422
			➔	→ 11/92; - ABS; für Fahrzeuge ohne Niveauregulierung		03.0520-3122.3	693122
<b> Seilzug, Feststellbremse</b>							
2.0 (J636) 2.2 (J/S637, J63G) 2.2 4x4 (J/S637, J63G)	76 79 79	01/91→10/96 01/91→10/96 03/91→12/96	➔	⚠; + ABS; für Fahrzeuge mit Niveauregulierung; Scheibenbremse	1	24.3727-1024.2	581024
			➔	⚠; - ABS; für Fahrzeuge ohne Niveauregulierung; Trommelbremse	1	24.3727-1031.2	581031
2.1 TD (J633, J634, J/S635, J/S63D) 2.1 TD (J63E) ↓	65 66	01/91→10/96 11/94→10/96	➔	⚠; für Fahrzeuge mit Niveauregulierung; Scheibenbremse	1	24.3727-1024.2	581024

	kw				!#		
<b>RENAULT - ESPACE II (J/S63_) 01/91→10/97</b>							
 <b>Seilzug, Feststellbremse</b>							
2.1 TD (J633, J634, J/S635, J/S63D)	65	01/91→10/96	➔	☒; für Fahrzeuge ohne Niveauregulierung; Trommelbremse	1	24.3727-1031.2 581031	Satz L= 1.984 L2= 1.045
2.1 TD (J63E)	66	11/94→10/96					
2.8 V6 (J638, J63J)	110	01/91→10/96	➔	☒; Scheibenbremse	1	24.3727-1024.2 581024	Satz L= 1.285 L2= 1.891
<b>RENAULT - ESPACE III (JE0_) 11/96→10/02</b>							
 <b>Radbremszylinder</b>							
1.9 dTi (JE0M)	72	02/99→10/02	➔			24.3222-1615.3 020285	TRW Ø 22,2 GG
2.0 (JE0A)	84	11/96→10/00					
2.2 12V TD (JE0E, JE0H, JE0P)	83	11/96→10/00					
2.2 D	84	11/97→01/00					
2.2 dCi (JE0S)	85	07/00→10/02					
<b>Zubehörsatz, Bremsbacken</b>							
1.9 dTi (JE0M)	72	02/99→10/02	➔			03.0137-9206.2 669206	TRW
2.0 (JE0A)	84	11/96→10/00					
2.2 12V TD (JE0E, JE0H, JE0P)	83	11/96→10/00					
2.2 D	84	11/97→01/00					
2.2 dCi (JE0S)	85	07/00→10/02					
 <b>Bremstrommel</b>							
1.9 dTi (JE0M)	72	02/99→10/02	➔			24.0222-8032.1 480170	Ø 228,6 x 52,5 / 229,5
2.0 (JE0A)	84	11/96→10/00					
2.2 12V TD (JE0E, JE0H, JE0P)	83	11/96→10/00					
2.2 D	84	11/97→01/00					
2.2 dCi (JE0S)	85	07/00→10/02					
 <b>Bremsbackensatz</b>							
1.9 dTi (JE0M)	72	02/99→10/02	➔			03.0137-0347.2 650347	TRW Ø 229 x 42 + HEB
2.0 (JE0A)	84	11/96→10/00				03.0520-5522.3 695522	TRW Ø 229 x 41 Ø 22,2 + RZ / + Zub TopKit
2.2 12V TD (JE0E, JE0H, JE0P)	83	11/96→10/00					
2.2 D	84	11/97→01/00					
2.2 dCi (JE0S)	85	07/00→10/02					
 <b>Seilzug, Feststellbremse</b>							
1.9 dTi (JE0M)	72	02/99→10/02	➔	☒; Radstand [mm]: 2.702; Trommelbremse	1	24.3727-1058.2 581058	L= 1.520 L2= 1.583
2.0 (JE0A)	84	11/96→10/00					
2.2 12V TD (JE0E, JE0H, JE0P)	83	11/96→10/00	➔	☒; Radstand [mm]: 2.874; Trommelbremse	1	24.3727-1059.2 581059	L= 1.675 L2= 1.740
2.2 D	84	11/97→01/00					
2.2 dCi (JE0S)	85	07/00→10/02					
<b>RENAULT - EXPRESS Kasten/Kombi 07/95→03/98</b>							
 <b>Radbremszylinder</b>							
1.9 D	47	07/95→03/98	➔	☒; nicht für erhöhte Nutzlast		24.3220-1118.3 020226	BDX Ø 20,64 GG
			➔	☒; nicht für erhöhte Nutzlast		24.3220-1119.3 020227	BDX Ø 20,64 GG
			➔	für erhöhte Nutzlast		24.3222-1615.3 020285	TRW Ø 22,2 GG
<b>Zubehörsatz, Bremsbacken</b>							
1.9 D	47	07/95→03/98	➔	für erhöhte Nutzlast		03.0137-9027.2 669027	TRW
			➔	nicht für erhöhte Nutzlast		03.0137-9125.2 669125	BDX
 <b>Bremstrommel</b>							
1.9 D	47	07/95→03/98	➔	nicht für erhöhte Nutzlast		24.0220-3005.1 480054	Ø 203,0 x 50,5 / 204,5 - RLG
			➔	für erhöhte Nutzlast		24.0222-8019.2 480087	Ø 229,0 x 52,5 / 229,5
 <b>Bremsbackensatz</b>							
1.9 D	47	07/95→03/98	➔	nicht für erhöhte Nutzlast		03.0137-0211.2 650211	BDX Ø 203 x 39
						03.0520-3020.3 693020	BDX Ø 203 x 39 Ø 20,64 + RZ / + Zub TopKit
			➔	für erhöhte Nutzlast		03.0137-0271.2 650271	TRW Ø 229 x 42 + HEB
						03.0520-2422.3 692422	TRW Ø 229 x 42 Ø 22,2 + RZ / + Zub TopKit
 <b>Seilzug, Feststellbremse</b>							
1.9 D	47	07/95→03/98	➔	☒; nicht für erhöhte Nutzlast; Trommelbremse	2	24.3727-1035.2 581035	L= 1.469

	kw				!#		
--	----	--	--	--	----	--	--

### RENAULT - EXPRESS Pick-up 07/95→10/99

#### Radbremszylinder

1.9 D	40	07/95→10/97	➔	☐; 09/95→; nicht für erhöhte Nutzlast	24.3220-1118.3	020226	BDX Ø 20,64 GG
			➔	☐; 09/95→; nicht für erhöhte Nutzlast	24.3220-1119.3	020227	BDX Ø 20,64 GG
			➔	09/95→; für erhöhte Nutzlast	24.3222-1615.3	020285	TRW Ø 22,2 GG
1.9 D	47	07/95→10/99	➔	☐; → 03/98; nicht für erhöhte Nutzlast	24.3220-1118.3	020226	BDX Ø 20,64 GG
			➔	☐; → 03/98; nicht für erhöhte Nutzlast	24.3220-1119.3	020227	BDX Ø 20,64 GG
			➔	→ 03/98; für erhöhte Nutzlast	24.3222-1615.3	020285	TRW Ø 22,2 GG

#### Zubehörsatz, Bremsbacken

1.9 D	40	07/95→10/97	➔	09/95→; für erhöhte Nutzlast	03.0137-9027.2	669027	TRW
			➔	09/95→; nicht für erhöhte Nutzlast	03.0137-9125.2	669125	BDX
1.9 D	47	07/95→10/99	➔	→ 03/98; für erhöhte Nutzlast	03.0137-9027.2	669027	TRW
			➔	→ 03/98; nicht für erhöhte Nutzlast	03.0137-9125.2	669125	BDX

#### Bremstrommel

1.9 D	40	07/95→10/97	➔	09/95→; nicht für erhöhte Nutzlast	24.0220-3005.1	480054	Ø 203,0 x 50,5 / 204,5 - RLG
			➔	09/95→; für erhöhte Nutzlast	24.0222-8019.2	480087	Ø 229,0 x 52,5 / 229,5
1.9 D	47	07/95→10/99	➔	→ 03/98; nicht für erhöhte Nutzlast	24.0220-3005.1	480054	Ø 203,0 x 50,5 / 204,5 - RLG
			➔	→ 03/98; für erhöhte Nutzlast	24.0222-8019.2	480087	Ø 229,0 x 52,5 / 229,5

#### Bremsbackensatz

1.9 D	40	07/95→10/97	➔	09/95→; nicht für erhöhte Nutzlast	03.0137-0211.2	650211	BDX Ø 203 x 39
					03.0520-3020.3	693020	BDX Ø 203 x 39 Ø 20,64 + RZ / + Zub TopKit
			➔	09/95→; für erhöhte Nutzlast	03.0137-0271.2	650271	TRW Ø 229 x 42 + HEB
1.9 D	47	07/95→10/99	➔	→ 03/98; nicht für erhöhte Nutzlast	03.0520-2422.3	692422	TRW Ø 229 x 42 Ø 22,2 + RZ / + Zub TopKit
					03.0137-0211.2	650211	BDX Ø 203 x 39
			➔	→ 03/98; für erhöhte Nutzlast	03.0520-3020.3	693020	BDX Ø 203 x 39 Ø 20,64 + RZ / + Zub TopKit
				03.0137-0271.2	650271	TRW Ø 229 x 42 + HEB	
				03.0520-2422.3	692422	TRW Ø 229 x 42 Ø 22,2 + RZ / + Zub TopKit	

#### Seilzug, Feststellbremse

1.9 D	40	07/95→10/97	➔	☑; 09/95→; nicht für erhöhte Nutzlast; Trommelbremse	2	24.3727-1035.2	581035	L= 1.469
1.9 D	47	07/95→10/99	➔	☑; → 03/98; nicht für erhöhte Nutzlast; Trommelbremse	2	24.3727-1035.2	581035	L= 1.469

### RENAULT - FLUENCE (L3\_) 02/10→










#### Radbremszylinder

1.5 dCi (L30A)	63	02/10→	➔		24.3219-1755.3	020508	Ø 19,05 ALU
1.5 dCi (L30B)	78	02/10→					
1.5 dCi (L30D, L30L, L306, L33F, L33L, L33M, L33V, L33W)	81	02/10→					
1.5 dCi (L30S)	66	02/10→					
1.6 16V	78	02/10→					
1.6 16V (L301, L30F, L30P, L30R)	81	02/10→					
1.6 16V (L304, L305, L30H)	82	02/10→					
1.6 LPG 16V	81	01/12→					
2.0 16V (L30C, L30G, L30T, L30V)	103	02/10→					









### RENAULT - GRAND SCÉNIC II (JM0/1\_) 04/04→







#### Seilzug, Feststellbremse







1.5 dCi	60	04/04→	➔	☑; → 03/09; Scheibenbremse; - eFSB	2	24.3727-1075.2	581075	L= 2.100
1.5 dCi (JM02, JM13)	74	04/04→						
1.6	77	06/06→						
1.6	83	04/04→						
1.9 dCi (JM0G, JM12, JM1G, JM2C)	88	04/04→						
1.9 dCi (JM14)	96	05/05→						
1.9 dCi (JM15)	81	05/05→						
2.0	99	04/04→						
2.0	120	04/04→						












	kw			! #		
<b>RENAULT - GRAND SCÉNIC II (JM0/1_) 04/04→</b>						
 <b>Seilzug, Feststellbremse</b>						
1.5 dCi 1.6 1.6 Flex 1.9 dCi	76 82 82 85	06/06→11/08 06/06→11/08 06/06→11/08 05/05→01/09	➔	⏴; Scheibenbremse; - eFSB	2	24.3727-1075.2 581075 L= 2.100
1.5 dCi (JM1E)	78	05/05→	➔	⏴; 06/06→ 03/09; Scheibenbremse; - eFSB	2	24.3727-1075.2 581075 L= 2.100
<b>RENAULT - KANGOO / GRAND KANGOO (KW0/1_) 02/08→</b>						
 <b>Radbremszylinder</b>						
1.2 TCe 115 1.5 dCi 1.5 dCi 1.5 dCi 1.5 dCi (KW0A) 1.5 dCi (KW0B) 1.5 dCi (KW0F) 1.5 dCi 110 1.5 dCi 110 1.6 (KW00, KW0Y) 1.6 16V (KW0D) 1.6 16V Hi-Flex 1.6 16V LPG	84 55 66 78 50 63 76 80 81 64 78 78 78	07/13→ 11/12→ 11/12→ 02/08→ 02/08→ 02/08→ 02/08→ 09/10→ 03/13→ 02/08→ 02/08→ 02/08→ 12/08→	➔	passend für Felgengröße [Zoll]: 14	2	24.3222-1729.3 020526 Ø 22,2 ALU
1.5 dCi	67	08/17→	➔		2	24.3222-1729.3 020526 Ø 22,2 ALU
<b>Zubehörsatz, Bremsbacken</b>						
1.2 TCe 115 1.5 dCi 1.5 dCi 1.5 dCi 1.5 dCi (KW0A) 1.5 dCi (KW0B) 1.5 dCi (KW0F) 1.5 dCi 110 1.5 dCi 110 1.6 (KW00, KW0Y) 1.6 16V (KW0D) 1.6 16V Hi-Flex 1.6 16V LPG	84 55 66 78 50 63 76 80 81 64 78 78 78	07/13→ 11/12→ 11/12→ 02/08→ 02/08→ 02/08→ 02/08→ 09/10→ 03/13→ 02/08→ 02/08→ 02/08→ 12/08→	➔	passend für Felgengröße [Zoll]: 14		03.0137-9228.2 669228 BDX
1.5 dCi	67	08/17→	➔			03.0137-9228.2 669228 BDX
 <b>Bremsbackensatz</b>						
1.2 TCe 115 1.5 dCi 1.5 dCi 1.5 dCi 1.5 dCi (KW0A) 1.5 dCi (KW0B) 1.5 dCi (KW0F) 1.5 dCi 110 1.5 dCi 110 1.6 (KW00, KW0Y) 1.6 16V (KW0D) 1.6 16V Hi-Flex 1.6 16V LPG	84 55 66 78 50 63 76 80 81 64 78 78 78	07/13→ 11/12→ 11/12→ 02/08→ 02/08→ 02/08→ 02/08→ 09/10→ 03/13→ 02/08→ 02/08→ 02/08→ 12/08→	➔	passend für Felgengröße [Zoll]: 14		03.0137-0496.2 650496 BDX Ø 228 x 42 + HEB 03.0520-7222.3 697222 Ø 228 x 42 Ø 22,2 + RZ / + Zub TopKit
1.5 dCi	67	08/17→	➔			03.0137-0496.2 650496 BDX Ø 228 x 42 + HEB 03.0520-7222.3 697222 Ø 228 x 42 Ø 22,2 + RZ / + Zub TopKit
 <b>Seilzug, Feststellbremse</b>						
1.2 TCe 115 1.5 dCi 1.5 dCi 1.5 dCi 1.5 dCi (KW0A) 1.5 dCi (KW0B) 1.5 dCi (KW0F) 1.5 dCi 110 1.5 dCi 110 1.6 (KW00, KW0Y) 1.6 16V (KW0D) 1.6 16V Hi-Flex Z.E.	84 55 66 78 50 63 76 80 81 64 78 78 44	07/13→ 11/12→ 11/12→ 02/08→ 02/08→ 02/08→ 02/08→ 09/10→ 03/13→ 02/08→ 02/08→ 02/08→ 10/11→	➔	⏴; kurzer Radstand; passend für Felgengröße [Zoll]: 15 / 16; Scheibenbremse	2	24.3727-1082.2 581082 L= 2.015
1.5 dCi (KW0A) 1.5 dCi (KW0B) 1.5 dCi (KW0F) 1.5 dCi 110 1.5 dCi 110 1.6 (KW00, KW0Y) 1.6 16V (KW0D) 1.6 16V Hi-Flex Z.E.	50 63 76 80 81 64 78 78 44	02/08→ 02/08→ 02/08→ 09/10→ 03/13→ 02/08→ 02/08→ 02/08→ 10/11→	➔	⏴; passend für Felgengröße [Zoll]: 14; Trommelbremse	2	24.3727-1095.2 581095 L= 1.970
1.5 dCi	67	08/17→	➔	⏴; passend für Felgengröße [Zoll]: 15,16; Scheibenbremse	2	24.3727-1082.2 581082 L= 2.015
			➔	⏴; Trommelbremse	2	24.3727-1095.2 581095 L= 1.970
↓						












	kw				! #		
<b>RENAULT - KANGOO / GRAND KANGOO (KW0/1_) 02/08→</b>							
 <b>Seilzug, Feststellbremse</b>							
1.6 16V LPG	78	12/08→	➔	☒; mittlerer Radstand; Felgenreöße [Zoll]: 15,16; Scheibenbremse; für Linkslenker	24.3727-1082.2	581082	L= 2.015
			➔	☒; mittlerer Radstand; für Linkslenker; Felgenreöße [Zoll]: 14; Trommelbremse	24.3727-1095.2	581095	L= 1.970
<b>RENAULT - KANGOO (KC0/1_) 08/97→</b>							
 <b>Radbremszylinder</b>							
1.2 (KC0A, KC0K, KC0F, KC01)	43	08/97→	➔	03/98→ 12/07; für Fahrzeuge mit verstärktem Fahrwerk	24.3222-1715.3	020433	BDX Ø 22,2 ALU
			➔	03/98→ 12/07	24.3222-1715.3	020433	BDX Ø 22,2 ALU
			➔	03/98→ 12/07; für Fahrzeuge ohne verstärktes Fahrwerk	24.3222-1716.3	020434	BDX Ø 22,2 ALU
1.2 16V (KC05, KC06, KC03, KC0T, KC0W, KC1D)	55	06/01→	➔	→ 12/07; für Fahrzeuge mit verstärktem Fahrwerk	24.3222-1715.3	020433	BDX Ø 22,2 ALU
			➔	→ 12/07	24.3222-1715.3	020433	BDX Ø 22,2 ALU
			➔	→ 12/07; für Fahrzeuge ohne verstärktes Fahrwerk	24.3222-1716.3	020434	BDX Ø 22,2 ALU
1.4 (KC0C, KC0H, KC0B, KC0M) D 55 1.9 (KC0D) D 65 1.9 (KC0E, KC02, KC0J, KC0N)	55	08/97→	➔	03/98→ 12/07; für Fahrzeuge mit verstärktem Fahrwerk	24.3222-1715.3	020433	BDX Ø 22,2 ALU
	40 47	08/97→ 08/97→	➔	03/98→ 12/07; für Fahrzeuge ohne verstärktes Fahrwerk	24.3222-1716.3	020434	BDX Ø 22,2 ALU
1.5 dCi	42	07/03→	➔	→ 12/07; für Fahrzeuge mit verstärktem Fahrwerk	24.3222-1715.3	020433	BDX Ø 22,2 ALU
1.5 dCi	50	06/05→					
1.5 dCi	62	06/05→					
1.5 dCi (KC07)	48	12/01→					
1.5 dCi (KC08, KC09)	60	07/02→					
1.6 16V	70	06/01→					
1.9 dTi (KC0U)	59	02/00→	➔	→ 12/07; für Fahrzeuge ohne verstärktes Fahrwerk	24.3222-1716.3	020434	BDX Ø 22,2 ALU
1.6 Elect'road RE	66 22	09/99→06/01 01/02→12/04	➔		24.3222-1715.3	020433	BDX Ø 22,2 ALU
1.9 dCi 4x4	62	10/03→	➔	→ 12/07	24.3222-1716.3	020434	BDX Ø 22,2 ALU
1.9 RXED	48	09/99→06/01	➔	für Fahrzeuge mit verstärktem Fahrwerk	24.3222-1715.3	020433	BDX Ø 22,2 ALU
			➔	für Fahrzeuge ohne verstärktes Fahrwerk	24.3222-1716.3	020434	BDX Ø 22,2 ALU
<b>Zubehörsatz, Bremsbacken</b>							
1.2 (KC0A, KC0K, KC0F, KC01)	43	08/97→	➔	03/98→ 12/07; für Fahrzeuge mit verstärktem Fahrwerk	03.0137-9228.2	669228	BDX
			➔	03/98→ 12/07	03.0137-9228.2	669228	BDX
			➔	03/98→ 12/07; für Fahrzeuge ohne verstärktes Fahrwerk	03.0137-9233.2	669233	
1.2 16V (KC05, KC06, KC03, KC0T, KC0W, KC1D)	55	06/01→	➔	→ 12/07; für Fahrzeuge mit verstärktem Fahrwerk	03.0137-9228.2	669228	BDX
			➔	→ 12/07	03.0137-9228.2	669228	BDX
			➔	→ 12/07; für Fahrzeuge ohne verstärktes Fahrwerk	03.0137-9233.2	669233	
1.4 (KC0C, KC0H, KC0B, KC0M) D 55 1.9 (KC0D) D 65 1.9 (KC0E, KC02, KC0J, KC0N)	55	08/97→	➔	03/98→ 12/07; für Fahrzeuge mit verstärktem Fahrwerk	03.0137-9228.2	669228	BDX
	40 47	08/97→ 08/97→	➔	03/98→ 12/07; für Fahrzeuge ohne verstärktes Fahrwerk	03.0137-9233.2	669233	
1.5 dCi	42	07/03→	➔	→ 12/07; für Fahrzeuge mit verstärktem Fahrwerk	03.0137-9228.2	669228	BDX
1.5 dCi	50	06/05→					
1.5 dCi	62	06/05→					
1.5 dCi (KC07)	48	12/01→					
1.5 dCi (KC08, KC09)	60	07/02→					
1.9 dTi (KC0U)	59	02/00→					
1.5 dCi	45	04/05→06/10	➔	→ 12/07; für Fahrzeuge ohne verstärktes Fahrwerk	03.0137-9233.2	669233	
1.6 Elect'road RE	66 22	09/99→06/01 01/02→12/04	➔		03.0137-9228.2	669228	BDX
1.6 16V	70	06/01→	➔	→ 12/07; Frontantrieb; für Fahrzeuge mit verstärktem Fahrwerk	03.0137-9228.2	669228	BDX
			➔	→ 12/07; Frontantrieb; für Fahrzeuge ohne verstärktes Fahrwerk	03.0137-9233.2	669233	
1.9 dCi 4x4	62	10/03→	➔	→ 12/07	03.0137-9233.2	669233	
1.9 RXED	48	09/99→06/01	➔	für Fahrzeuge mit verstärktem Fahrwerk	03.0137-9228.2	669228	BDX
			➔	für Fahrzeuge ohne verstärktes Fahrwerk	03.0137-9233.2	669233	
↓							







	kw				!#		
<b>RENAULT - KANGOO (KC01_) 08/97→</b>							
<b>Bremstrommel</b>							
1.2 (KC0A, KC0K, KC0F, KC01)	43	08/97→	➔	03/98→ 12/07; für Fahrzeuge ohne verstärktes Fahrwerk	24.0220-3010.1	480081	Ø 203,0 x 50,5 / 204,5 - RLG / - ABS Ring
			➔	03/98→ 12/07; für Fahrzeuge mit verstärktem Fahrwerk	24.0222-8015.1	480055	Ø 229,0 x 52,5 / 229,5
			➔	03/98→ 12/07	24.0222-8019.2	480087	Ø 229,0 x 52,5 / 229,5
1.2 16V (KC05, KC06, KC03, KC0T, KC0W, KC1D)	55	06/01→	➔	→ 12/07; für Fahrzeuge ohne verstärktes Fahrwerk	24.0220-3010.1	480081	Ø 203,0 x 50,5 / 204,5 - RLG / - ABS Ring
			➔	→ 12/07; für Fahrzeuge mit verstärktem Fahrwerk	24.0222-8015.1	480055	Ø 229,0 x 52,5 / 229,5
			➔	→ 12/07	24.0222-8019.2	480087	Ø 229,0 x 52,5 / 229,5
1.4 (KC0C, KC0H, KC0B, KC0M) D 55 1.9 (KC0D) D 65 1.9 (KC0E, KC02, KC0J, KC0N)	55	08/97→	➔	03/98→ 12/07; für Fahrzeuge ohne verstärktes Fahrwerk	24.0220-3010.1	480081	Ø 203,0 x 50,5 / 204,5 - RLG / - ABS Ring
	40 47	08/97→ 08/97→	➔	03/98→ 12/07; für Fahrzeuge mit verstärktem Fahrwerk	24.0222-8015.1	480055	Ø 229,0 x 52,5 / 229,5
1.5 dCi 1.5 dCi 1.5 dCi (KC07) 1.5 dCi (KC08, KC09) 1.6 16V 1.9 dTi (KC0U)	42	07/03→	➔	→ 12/07; für Fahrzeuge ohne verstärktes Fahrwerk	24.0220-3010.1	480081	Ø 203,0 x 50,5 / 204,5 - RLG / - ABS Ring
	50	06/05→	➔	→ 12/07; für Fahrzeuge mit verstärktem Fahrwerk	24.0222-8015.1	480055	Ø 229,0 x 52,5 / 229,5
	62	06/05→	➔	→ 12/07	24.0222-8019.2	480087	Ø 229,0 x 52,5 / 229,5
	48	12/01→	➔	→ 12/07	24.0222-8015.1	480055	Ø 229,0 x 52,5 / 229,5
	60	07/02→	➔	→ 12/07	24.0222-8019.2	480087	Ø 229,0 x 52,5 / 229,5
1.5 dCi	45	04/05→06/10	➔	→ 12/07; für Fahrzeuge ohne verstärktes Fahrwerk	24.0220-3010.1	480081	Ø 203,0 x 50,5 / 204,5 - RLG / - ABS Ring
1.9 RXED	48	09/99→06/01	➔	für Fahrzeuge ohne verstärktes Fahrwerk	24.0220-3010.1	480081	Ø 203,0 x 50,5 / 204,5 - RLG / - ABS Ring
			➔	für Fahrzeuge mit verstärktem Fahrwerk	24.0222-8015.1	480055	Ø 229,0 x 52,5 / 229,5
Elect'road RE	22	01/02→12/04	➔		24.0222-8015.1	480055	Ø 229,0 x 52,5 / 229,5
					24.0222-8019.2	480087	Ø 229,0 x 52,5 / 229,5
<b>Bremsbackensatz</b>							
1.2 (KC0A, KC0K, KC0F, KC01)	43	08/97→	➔	03/98→ 12/07; für Fahrzeuge ohne verstärktes Fahrwerk	03.0137-0350.2	650350	Ø 203 x 39 + HEB
			➔	03/98→ 12/07; für Fahrzeuge mit verstärktem Fahrwerk	03.0520-5722.3	695722	BDX Ø 203 x 39 Ø 22,2 + RZ / + Zub TopKit
			➔	03/98→ 12/07	03.0137-0351.2	650351	BDX Ø 229 x 42 + HEB
1.2 16V (KC05, KC06, KC03, KC0T, KC0W, KC1D)	55	06/01→	➔	→ 12/07; für Fahrzeuge ohne verstärktes Fahrwerk	03.0137-0351.2	650351	BDX Ø 229 x 42 + HEB
			➔	→ 12/07; für Fahrzeuge mit verstärktem Fahrwerk	03.0520-5622.3	695622	BDX Ø 229 x 42 Ø 22,2 + RZ / + Zub TopKit
			➔	→ 12/07	03.0137-0350.2	650350	Ø 203 x 39 + HEB
1.4 (KC0C, KC0H, KC0B, KC0M) D 55 1.9 (KC0D) D 65 1.9 (KC0E, KC02, KC0J, KC0N)	55	08/97→	➔	03/98→ 12/07; für Fahrzeuge ohne verstärktes Fahrwerk	03.0137-0350.2	650350	Ø 203 x 39 + HEB
	40 47	08/97→ 08/97→	➔	03/98→ 12/07; für Fahrzeuge mit verstärktem Fahrwerk	03.0520-5722.3	695722	BDX Ø 203 x 39 Ø 22,2 + RZ / + Zub TopKit
1.5 dCi 1.5 dCi 1.5 dCi (KC07) 1.5 dCi (KC08, KC09) 1.9 dTi (KC0U)	42	07/03→	➔	→ 12/07; für Fahrzeuge ohne verstärktes Fahrwerk	03.0137-0351.2	650351	BDX Ø 229 x 42 + HEB
	50	06/05→	➔	→ 12/07	03.0520-5622.3	695622	BDX Ø 229 x 42 Ø 22,2 + RZ / + Zub TopKit
	62	06/05→	➔	→ 12/07	03.0137-0350.2	650350	Ø 203 x 39 + HEB
	48	12/01→	➔	→ 12/07	03.0520-5722.3	695722	BDX Ø 203 x 39 Ø 22,2 + RZ / + Zub TopKit
	60	07/02→	➔	→ 12/07	03.0137-0351.2	650351	BDX Ø 229 x 42 + HEB
1.5 dCi	45	04/05→06/10	➔	→ 12/07; für Fahrzeuge ohne verstärktes Fahrwerk	03.0137-0350.2	650350	Ø 203 x 39 + HEB
1.6	66	09/99→06/01	➔		03.0137-0351.2	650351	BDX Ø 229 x 42 + HEB
1.6 16V	70	06/01→	➔	→ 12/07; Frontantrieb; für Fahrzeuge ohne verstärktes Fahrwerk	03.0137-0350.2	650350	Ø 203 x 39 + HEB
↓							

	kw				!#		
<b>RENAULT - KANGOO (KC0/1_) 08/97→</b>							
<b>Bremsbackensatz</b>							
1.6 16V	70	06/01→	➡	→ 12/07; Frontantrieb; für Fahrzeuge mit verstärktem Fahrwerk	03.0137-0351.2	650351	BDX Ø 229 x 42 + HEB
			➡	→ 12/07; für Fahrzeuge mit verstärktem Fahrwerk	03.0520-5622.3	695622	BDX Ø 229 x 42 Ø 22,2 + RZ / + Zub TopKit
			➡	→ 12/07; für Fahrzeuge ohne verstärktes Fahrwerk	03.0520-5722.3	695722	BDX Ø 203 x 39 Ø 22,2 + RZ / + Zub TopKit
1.9 dCi 4x4	62	10/03→	➡	→ 12/07	03.0137-0350.2	650350	Ø 203 x 39 + HEB
					03.0520-5722.3	695722	BDX Ø 203 x 39 Ø 22,2 + RZ / + Zub TopKit
1.9 RXED	48	09/99→06/01	➡	für Fahrzeuge ohne verstärktes Fahrwerk	03.0137-0350.2	650350	Ø 203 x 39 + HEB
					03.0520-5722.3	695722	BDX Ø 203 x 39 Ø 22,2 + RZ / + Zub TopKit
			➡	für Fahrzeuge mit verstärktem Fahrwerk	03.0137-0351.2	650351	BDX Ø 229 x 42 + HEB
					03.0520-5622.3	695622	BDX Ø 229 x 42 Ø 22,2 + RZ / + Zub TopKit
Elect'road RE	22	01/02→12/04	➡		03.0137-0351.2	650351	BDX Ø 229 x 42 + HEB
					03.0520-5622.3	695622	BDX Ø 229 x 42 Ø 22,2 + RZ / + Zub TopKit
<b>Seilzug, Feststellbremse</b>							
1.2 (KC0A, KC0K, KC0F, KC01)	43	08/97→	➡	☐; 03/98→ 12/07; nicht für erhöhte Nutzlast; für Fahrzeuge ohne verstärktes Fahrwerk; Scheiben/Trommel	24.3727-1041.2	581041	L= 1.423
1.4 (KC0C, KC0H, KC0B, KC0M)	55	08/97→					
D 55 1.9 (KC0D)	40	08/97→	➡	☐; 03/98→ 12/07; nicht für erhöhte Nutzlast; für Fahrzeuge ohne verstärktes Fahrwerk; Scheiben/Trommel	24.3727-1042.2	581042	L= 1.421
			➡	☐; 03/98→ 12/07; für erhöhte Nutzlast; für Fahrzeuge mit verstärktem Fahrwerk; Scheiben/Trommel	24.3727-1043.2	581043	L= 1.432
			➡	☐; 03/98→ 12/07; für erhöhte Nutzlast; für Fahrzeuge mit verstärktem Fahrwerk; Scheiben/Trommel	24.3727-1044.2	581044	L= 1.442
1.2 16V (KC05, KC06, KC03, KC0T, KC0W, KC1D)	55	06/01→	➡	☐; → 12/07; nicht für erhöhte Nutzlast; für Fahrzeuge ohne verstärktes Fahrwerk; Scheiben/Trommel	24.3727-1041.2	581041	L= 1.423
			➡	☐; → 12/07; nicht für erhöhte Nutzlast; für Fahrzeuge ohne verstärktes Fahrwerk; Scheiben/Trommel	24.3727-1042.2	581042	L= 1.421
			➡	☐; → 12/07; für erhöhte Nutzlast; für Fahrzeuge mit verstärktem Fahrwerk; Scheiben/Trommel	24.3727-1043.2	581043	L= 1.432
			➡	☐; → 12/07; Scheiben/Trommel	24.3727-1043.2	581043	L= 1.432
			➡	☐; → 12/07; für erhöhte Nutzlast; für Fahrzeuge mit verstärktem Fahrwerk; Scheiben/Trommel	24.3727-1044.2	581044	L= 1.442
			➡	☐; → 12/07; Scheiben/Trommel	24.3727-1044.2	581044	L= 1.442
1.5 dCi	45	04/05→06/10	➡	☐; → 12/07; nicht für erhöhte Nutzlast; für Fahrzeuge ohne verstärktes Fahrwerk; Scheiben/Trommel	24.3727-1041.2	581041	L= 1.423
			➡	☐; → 12/07; nicht für erhöhte Nutzlast; für Fahrzeuge ohne verstärktes Fahrwerk; Scheiben/Trommel	24.3727-1042.2	581042	L= 1.421
1.5 dCi	50	06/05→	➡	☐; → 12/07; nicht für erhöhte Nutzlast; für Fahrzeuge ohne verstärktes Fahrwerk; Scheiben/Trommel	24.3727-1041.2	581041	L= 1.423
1.5 dCi (KC07)	48	12/01→					
1.5 dCi (KC08, KC09)	60	07/02→					
1.6 16V	70	06/01→	➡	☐; → 12/07; nicht für erhöhte Nutzlast; für Fahrzeuge ohne verstärktes Fahrwerk; Scheiben/Trommel	24.3727-1042.2	581042	L= 1.421
1.9 dTi (KC0U)	59	02/00→	➡	☐; → 12/07; für erhöhte Nutzlast; für Fahrzeuge mit verstärktem Fahrwerk; Scheiben/Trommel	24.3727-1043.2	581043	L= 1.432
			➡	☐; → 12/07; für erhöhte Nutzlast; für Fahrzeuge mit verstärktem Fahrwerk; Scheiben/Trommel	24.3727-1044.2	581044	L= 1.442
1.6	66	09/99→06/01	➡	☐; Scheiben/Trommel	24.3727-1043.2	581043	L= 1.432
			➡	☐; Scheiben/Trommel	24.3727-1044.2	581044	L= 1.442
1.9 dCi 4x4	62	10/03→	➡	☐; → 12/07; Scheiben/Trommel	24.3727-1041.2	581041	L= 1.423
			➡	☐; → 12/07; Scheiben/Trommel	24.3727-1042.2	581042	L= 1.421
↓							

	kw				!#			
<b>RENAULT - KANGOO (KC0/1_) 08/97→</b>								
 <b>Seilzug, Feststellbremse</b>								
1.9 RXED	48	09/99→06/01	➔	<input type="checkbox"/> ; nicht für erhöhte Nutzlast; für Fahrzeuge ohne verstärktes Fahrwerk; Scheiben/Trommel	24.3727-1041.2	581041	L= 1.423	
			➔	<input type="checkbox"/> ; nicht für erhöhte Nutzlast; für Fahrzeuge ohne verstärktes Fahrwerk; Scheiben/Trommel	24.3727-1042.2	581042	L= 1.421	
			➔	<input type="checkbox"/> ; für Fahrzeuge mit verstärktem Fahrwerk; für erhöhte Nutzlast; Scheiben/Trommel	24.3727-1043.2	581043	L= 1.432	
			➔	<input type="checkbox"/> ; für Fahrzeuge mit verstärktem Fahrwerk; für erhöhte Nutzlast; Scheiben/Trommel	24.3727-1044.2	581044	L= 1.442	
D 65 1.9 (KC0E, KC02, KC0J, KC0N)	47	08/97→	➔	<input type="checkbox"/> ; 03/98→ 12/07; nicht für erhöhte Nutzlast; für Fahrzeuge ohne verstärktes Fahrwerk; Scheiben/Trommel	24.3727-1041.2	581041	L= 1.423	
			➔	<input type="checkbox"/> ; 03/98→ 12/07; nicht für erhöhte Nutzlast; für Fahrzeuge ohne verstärktes Fahrwerk; Scheiben/Trommel	24.3727-1042.2	581042	L= 1.421	
			➔	<input type="checkbox"/> ; 03/98→ 12/07; Scheiben/Trommel	24.3727-1043.2	581043	L= 1.432	
			➔	<input type="checkbox"/> ; 03/98→ 12/07; für erhöhte Nutzlast; für Fahrzeuge mit verstärktem Fahrwerk; Scheiben/Trommel	24.3727-1043.2	581043	L= 1.432	
			➔	<input type="checkbox"/> ; 03/98→ 12/07; Scheiben/Trommel	24.3727-1044.2	581044	L= 1.442	
			➔	<input type="checkbox"/> ; 03/98→ 12/07; für erhöhte Nutzlast; für Fahrzeuge mit verstärktem Fahrwerk; Scheiben/Trommel	24.3727-1044.2	581044	L= 1.442	
<b>RENAULT - KANGOO BE BOP (KW0/1_) 02/09→</b>								
 <b>Radbremszylinder</b>								
1.5 dCi 1.5 dCi (KW0F) 1.5 dCi (KW0G) 1.5 dCi 75 1.6 (KW0D)	80 76 66 55 78	06/09→ 02/09→ 06/09→ 09/10→ 02/09→	➔	passend für Felgenreöße [Zoll]: 14; → 12/10	24.3222-1729.3	020526	Ø 22,2 ALU	
<b>Zubehörsatz, Bremsbacken</b>								
1.5 dCi 1.5 dCi (KW0F) 1.5 dCi (KW0G) 1.5 dCi 75 1.6 (KW0D)	80 76 66 55 78	06/09→ 02/09→ 06/09→ 09/10→ 02/09→	➔	passend für Felgenreöße [Zoll]: 14; → 12/10	03.0137-9228.2	669228	BDX	
 <b>Bremsbackensatz</b>								
1.5 dCi 1.5 dCi (KW0F) 1.5 dCi (KW0G) 1.5 dCi 75 1.6 (KW0D)	80 76 66 55 78	06/09→ 02/09→ 06/09→ 09/10→ 02/09→	➔	passend für Felgenreöße [Zoll]: 14; → 12/10	03.0137-0496.2 03.0520-7222.3	650496 697222	BDX Ø 228 x 42 + HEB Ø 228 x 42 Ø 22,2 + RZ / + Zub TopKit	
 <b>Seilzug, Feststellbremse</b>								
1.5 dCi 1.5 dCi (KW0F) 1.5 dCi (KW0G) 1.5 dCi 75 1.6 (KW0D)	80 76 66 55 78	06/09→ 02/09→ 06/09→ 09/10→ 02/09→	➔	<input type="checkbox"/> ; passend für Felgenreöße [Zoll]: 15 / 16; → 12/10; langer Radstand; Scheibenbremse	2	24.3727-1082.2	581082	L= 2.015
			➔	<input type="checkbox"/> ; passend für Felgenreöße [Zoll]: 14; → 12/10; langer Radstand	2	24.3727-1095.2	581095	L= 1.970
<b>RENAULT - KANGOO Express (FW0/1_) 02/08→</b>								
 <b>Radbremszylinder</b>								
1.2 TCe 115 1.5 dCi 1.5 dCi (FW0F) 1.5 dCi 110 1.5 dCi 75 1.5 dCi 85 (FW0A, FW0B) 1.5 dCi 90 (FW0G) 1.6 1.6 16V 1.6 16V LPG Z.E.	84 50 76 80 55 63 66 64 78 72 44	07/13→ 02/08→ 02/08→ 09/10→ 09/10→ 02/08→ 06/09→ 02/08→ 02/08→ 02/08→ 10/11→	➔	passend für Felgenreöße [Zoll]: 14	24.3222-1729.3	020526	Ø 22,2 ALU	
1.5 dCi 110 ↓	81	09/13→	➔		24.3222-1729.3	020526	Ø 22,2 ALU	







	kw				! #		
<b>RENAULT - KANGOO Express (FW0/1_) 02/08→</b>							
<b>Zubehörsatz, Bremsbacken</b>							
1.2 TCe 115	84	07/13→	➔	passend für Felgengröße [Zoll]: 14		03.0137-9228.2 669228	BDX
1.5 dCi	50	02/08→					
1.5 dCi (FW0F)	76	02/08→					
1.5 dCi 110	80	09/10→					
1.5 dCi 110	81	09/13→					
1.5 dCi 75	55	09/10→					
1.5 dCi 85 (FW0A, FW0B)	63	02/08→					
1.5 dCi 90 (FW0G)	66	06/09→					
1.6	64	02/08→					
1.6 16V	78	02/08→					
1.6 16V LPG	72	02/08→					
Z.E.	44	10/11→					
<b> Bremsbackensatz</b>							
1.2 TCe 115	84	07/13→	➔	passend für Felgengröße [Zoll]: 14		03.0137-0496.2 650496	BDX Ø 228 x 42 + HEB
1.5 dCi	50	02/08→				03.0520-7222.3 697222	Ø 228 x 42 Ø 22,2 + RZ / + Zub TopKit
1.5 dCi (FW0F)	76	02/08→					
1.5 dCi 110	80	09/10→					
1.5 dCi 110	81	09/13→					
1.5 dCi 75	55	09/10→					
1.5 dCi 85 (FW0A, FW0B)	63	02/08→					
1.5 dCi 90 (FW0G)	66	06/09→					
1.6	64	02/08→					
1.6 16V	78	02/08→					
1.6 16V LPG	72	02/08→					
Z.E.	44	10/11→					
<b> Seilzug, Feststellbremse</b>							
1.2 TCe 115	84	07/13→	➔	⬇; passend für Felgengröße [Zoll]: 15 / 16; mittlerer Radstand; Scheibenbremse	2	24.3727-1082.2 581082	L= 2.015
1.5 dCi	50	02/08→					
1.5 dCi (FW0F)	76	02/08→					
1.5 dCi 110	80	09/10→	➔	⬇; passend für Felgengröße [Zoll]: 14; mittlerer Radstand; Trommelbremse	2	24.3727-1095.2 581095	L= 1.970
1.5 dCi 110	81	09/13→					
1.5 dCi 75	55	09/10→					
1.5 dCi 85 (FW0A, FW0B)	63	02/08→					
1.5 dCi 90 (FW0G)	66	06/09→					
1.6	64	02/08→					
1.6 16V	78	02/08→					
1.6 16V LPG	72	02/08→					
Z.E.	44	10/11→					
<b>RENAULT - KANGOO Rapid (FC0/1_) 08/97→</b>							
<b> Radbremszylinder</b>							
1.0	50	01/02→01/07	➔	07/03→; für Fahrzeuge mit verstärktem Fahrwerk		24.3222-1715.3 020433	BDX Ø 22,2 ALU
			➔	07/03→; für Fahrzeuge ohne verstärktes Fahrwerk		24.3222-1716.3 020434	BDX Ø 22,2 ALU
1.2 (FC01, FC0A, FC0F)	43	08/97→	➔	03/98→ 12/07; für Fahrzeuge mit verstärktem Fahrwerk		24.3222-1715.3 020433	BDX Ø 22,2 ALU
1.4 (FC0C, FC0B, FC0H, FC0M)	55	08/97→06/08	➔	03/98→ 12/07; für Fahrzeuge ohne verstärktes Fahrwerk		24.3222-1716.3 020434	BDX Ø 22,2 ALU
D 55 1.9 (FC0D)	40	08/97→	➔				
D 65 1.9 (FC0E, FC02, FC0J, FC0N)	47	08/97→					
1.2 (FC1A)	44	07/98→07/01	➔	für Fahrzeuge mit verstärktem Fahrwerk		24.3222-1715.3 020433	BDX Ø 22,2 ALU
1.2 BiFuel	43	07/98→07/01	➔	für Fahrzeuge ohne verstärktes Fahrwerk		24.3222-1716.3 020434	BDX Ø 22,2 ALU
1.6	66	09/99→06/01					
1.9 D (FC0J)	48	09/99→06/03					
1.2 16V (FC05, FC0W, FC1D, FC1P, FC1K, FC0T)	55	10/01→	➔	→ 12/07; für Fahrzeuge mit verstärktem Fahrwerk		24.3222-1715.3 020433	BDX Ø 22,2 ALU
1.5 dCi	45	10/05→	➔	→ 12/07; für Fahrzeuge ohne verstärktes Fahrwerk		24.3222-1716.3 020434	BDX Ø 22,2 ALU
1.5 dCi (FC07, FC1R)	48	12/01→					
1.5 dCi (FC08, FC09)	60	04/03→					
1.5 dCi (FC1E)	50	06/05→					
1.5 dCi (FC1G)	62	06/05→					
1.5 dCi (FC1R)	42	12/02→					
1.6 16V	70	10/01→					
1.6 16V 4x4 (FC0L, FC0P, FC0S)	70	10/01→					
1.6 16V bivalent	60	06/05→					
1.9 dCi (FC0V)	62	07/03→					
1.9 dTi (FC0U)	59	02/00→					
<b>Zubehörsatz, Bremsbacken</b>							
1.0	50	01/02→01/07	➔	07/03→; für Fahrzeuge mit verstärktem Fahrwerk		03.0137-9228.2 669228	BDX
↓							






















	kw				!#		
<b>RENAULT - KANGOO Rapid (FC0/1_) 08/97→</b>							
<b>Zubehörsatz, Bremsbacken</b>							
1.0	50	01/02→01/07	➡	07/03→; für Fahrzeuge ohne verstärktes Fahrwerk		03.0137-9233.2 669233	
1.2 (FC01, FC0A, FC0F)	43	08/97→	➡	03/98→ 12/07; für Fahrzeuge mit verstärktem Fahrwerk		03.0137-9228.2 669228	BDX
1.4 (FC0C, FC0B, FC0H, FC0M)	55	08/97→06/08	➡	03/98→ 12/07; für Fahrzeuge ohne verstärktes Fahrwerk		03.0137-9233.2 669233	
D 55 1.9 (FC0D)	40	08/97→	➡	03/98→ 12/07; für Fahrzeuge ohne verstärktes Fahrwerk		03.0137-9233.2 669233	
D 65 1.9 (FC0E, FC02, FC0J, FC0N)	47	08/97→	➡	03/98→ 12/07; für Fahrzeuge ohne verstärktes Fahrwerk		03.0137-9233.2 669233	
1.2 (FC1A)	44	07/98→07/01	➡	für Fahrzeuge mit verstärktem Fahrwerk		03.0137-9228.2 669228	BDX
1.2 BiFuel	43	07/98→07/01	➡	für Fahrzeuge ohne verstärktes Fahrwerk		03.0137-9233.2 669233	
1.6	66	09/99→06/01	➡	für Fahrzeuge ohne verstärktes Fahrwerk		03.0137-9233.2 669233	
1.9 D (FC0J)	48	09/99→06/03	➡	für Fahrzeuge ohne verstärktes Fahrwerk		03.0137-9233.2 669233	
1.2 16V (FC05, FC0W, FC1D, FC1P, FC1K, FC0T)	55	10/01→	➡	→ 12/07; für Fahrzeuge mit verstärktem Fahrwerk		03.0137-9228.2 669228	BDX
1.5 dCi	45	10/05→	➡	→ 12/07; für Fahrzeuge ohne verstärktes Fahrwerk		03.0137-9233.2 669233	
1.5 dCi (FC07, FC1R)	48	12/01→	➡	→ 12/07; für Fahrzeuge ohne verstärktes Fahrwerk		03.0137-9233.2 669233	
1.5 dCi (FC08, FC09)	60	04/03→	➡	→ 12/07; für Fahrzeuge ohne verstärktes Fahrwerk		03.0137-9233.2 669233	
1.5 dCi (FC1E)	50	06/05→	➡	→ 12/07; für Fahrzeuge ohne verstärktes Fahrwerk		03.0137-9233.2 669233	
1.5 dCi (FC1G)	62	06/05→	➡	→ 12/07; für Fahrzeuge ohne verstärktes Fahrwerk		03.0137-9233.2 669233	
1.5 dCi (FC1R)	42	12/02→	➡	→ 12/07; für Fahrzeuge ohne verstärktes Fahrwerk		03.0137-9233.2 669233	
1.6 16V	70	10/01→	➡	→ 12/07; für Fahrzeuge ohne verstärktes Fahrwerk		03.0137-9233.2 669233	
1.6 16V 4x4 (FC0L, FC0P, FC0S)	70	10/01→	➡	→ 12/07; für Fahrzeuge ohne verstärktes Fahrwerk		03.0137-9233.2 669233	
1.6 16V bivalent	60	06/05→	➡	→ 12/07; für Fahrzeuge ohne verstärktes Fahrwerk		03.0137-9233.2 669233	
1.9 dCi (FC0V)	62	07/03→	➡	→ 12/07; für Fahrzeuge ohne verstärktes Fahrwerk		03.0137-9233.2 669233	
1.9 dTi (FC0U)	59	02/00→	➡	→ 12/07; für Fahrzeuge ohne verstärktes Fahrwerk		03.0137-9233.2 669233	
<b>Bremstrommel</b>							
1.0	50	01/02→01/07	➡	07/03→; für Fahrzeuge ohne verstärktes Fahrwerk		24.0220-3010.1 480081	Ø 203,0 x 50,5 / 204,5 - RLG / - ABS Ring
			➡	07/03→; für Fahrzeuge mit verstärktem Fahrwerk		24.0222-8015.1 480055	Ø 229,0 x 52,5 / 229,5
			➡	07/03→; für Fahrzeuge mit verstärktem Fahrwerk		24.0222-8019.2 480087	Ø 229,0 x 52,5 / 229,5
1.2 (FC01, FC0A, FC0F)	43	08/97→	➡	03/98→ 12/07; für Fahrzeuge ohne verstärktes Fahrwerk		24.0220-3010.1 480081	Ø 203,0 x 50,5 / 204,5 - RLG / - ABS Ring
1.4 (FC0C, FC0B, FC0H, FC0M)	55	08/97→06/08	➡	03/98→ 12/07; für Fahrzeuge ohne verstärktes Fahrwerk		24.0220-3010.1 480081	Ø 203,0 x 50,5 / 204,5 - RLG / - ABS Ring
D 55 1.9 (FC0D)	40	08/97→	➡	03/98→ 12/07; für Fahrzeuge mit verstärktem Fahrwerk		24.0222-8015.1 480055	Ø 229,0 x 52,5 / 229,5
D 65 1.9 (FC0E, FC02, FC0J, FC0N)	47	08/97→	➡	03/98→ 12/07; für Fahrzeuge mit verstärktem Fahrwerk		24.0222-8019.2 480087	Ø 229,0 x 52,5 / 229,5
1.2 (FC1A)	44	07/98→07/01	➡	für Fahrzeuge ohne verstärktes Fahrwerk		24.0220-3010.1 480081	Ø 203,0 x 50,5 / 204,5 - RLG / - ABS Ring
1.2 BiFuel	43	07/98→07/01	➡	für Fahrzeuge ohne verstärktes Fahrwerk		24.0220-3010.1 480081	Ø 203,0 x 50,5 / 204,5 - RLG / - ABS Ring
1.9 D (FC0J)	48	09/99→06/03	➡	für Fahrzeuge mit verstärktem Fahrwerk		24.0222-8015.1 480055	Ø 229,0 x 52,5 / 229,5
			➡	für Fahrzeuge mit verstärktem Fahrwerk		24.0222-8019.2 480087	Ø 229,0 x 52,5 / 229,5
1.2 16V (FC05, FC0W, FC1D, FC1P, FC1K, FC0T)	55	10/01→	➡	→ 12/07; für Fahrzeuge ohne verstärktes Fahrwerk		24.0220-3010.1 480081	Ø 203,0 x 50,5 / 204,5 - RLG / - ABS Ring
1.5 dCi	45	10/05→	➡	→ 12/07; für Fahrzeuge mit verstärktem Fahrwerk		24.0222-8015.1 480055	Ø 229,0 x 52,5 / 229,5
1.5 dCi (FC07, FC1R)	48	12/01→	➡	→ 12/07; für Fahrzeuge mit verstärktem Fahrwerk		24.0222-8019.2 480087	Ø 229,0 x 52,5 / 229,5
1.5 dCi (FC08, FC09)	60	04/03→	➡	→ 12/07; für Fahrzeuge mit verstärktem Fahrwerk		24.0222-8019.2 480087	Ø 229,0 x 52,5 / 229,5
1.5 dCi (FC1E)	50	06/05→	➡	→ 12/07; für Fahrzeuge mit verstärktem Fahrwerk		24.0222-8019.2 480087	Ø 229,0 x 52,5 / 229,5
1.5 dCi (FC1G)	62	06/05→	➡	→ 12/07; für Fahrzeuge mit verstärktem Fahrwerk		24.0222-8019.2 480087	Ø 229,0 x 52,5 / 229,5
1.5 dCi (FC1R)	42	12/02→	➡	→ 12/07; für Fahrzeuge mit verstärktem Fahrwerk		24.0222-8019.2 480087	Ø 229,0 x 52,5 / 229,5
1.9 dCi (FC0V)	62	07/03→	➡	→ 12/07; für Fahrzeuge mit verstärktem Fahrwerk		24.0222-8019.2 480087	Ø 229,0 x 52,5 / 229,5
1.9 dTi (FC0U)	59	02/00→	➡	→ 12/07; für Fahrzeuge mit verstärktem Fahrwerk		24.0222-8019.2 480087	Ø 229,0 x 52,5 / 229,5
<b>Bremsbackensatz</b>							
1.0	50	01/02→01/07	➡	07/03→; für Fahrzeuge ohne verstärktes Fahrwerk		03.0137-0350.2 650350	Ø 203 x 39 + HEB
			➡	07/03→; für Fahrzeuge mit verstärktem Fahrwerk		03.0520-5722.3 695722	BDX Ø 203 x 39 Ø 22,2 + RZ / + Zub TopKit
			➡	07/03→; für Fahrzeuge mit verstärktem Fahrwerk		03.0137-0351.2 650351	BDX Ø 229 x 42 + HEB
			➡	07/03→; für Fahrzeuge mit verstärktem Fahrwerk		03.0520-5622.3 695622	BDX Ø 229 x 42 Ø 22,2 + RZ / + Zub TopKit
1.2 (FC01, FC0A, FC0F)	43	08/97→	➡	03/98→ 12/07; für Fahrzeuge ohne verstärktes Fahrwerk		03.0137-0350.2 650350	Ø 203 x 39 + HEB
1.4 (FC0C, FC0B, FC0H, FC0M)	55	08/97→06/08	➡	03/98→ 12/07; für Fahrzeuge ohne verstärktes Fahrwerk		03.0520-5722.3 695722	BDX Ø 203 x 39 Ø 22,2 + RZ / + Zub TopKit
D 55 1.9 (FC0D)	40	08/97→	➡	03/98→ 12/07; für Fahrzeuge ohne verstärktes Fahrwerk		03.0137-0351.2 650351	BDX Ø 229 x 42 + HEB
D 65 1.9 (FC0E, FC02, FC0J, FC0N)	47	08/97→	➡	03/98→ 12/07; für Fahrzeuge mit verstärktem Fahrwerk		03.0520-5622.3 695622	BDX Ø 229 x 42 Ø 22,2 + RZ / + Zub TopKit
1.2 (FC1A)	44	07/98→07/01	➡	für Fahrzeuge ohne verstärktes Fahrwerk		03.0137-0350.2 650350	Ø 203 x 39 + HEB
1.2 BiFuel	43	07/98→07/01	➡	für Fahrzeuge ohne verstärktes Fahrwerk		03.0520-5722.3 695722	BDX Ø 203 x 39 Ø 22,2 + RZ / + Zub TopKit
1.9 D (FC0J)	48	09/99→06/03	➡	für Fahrzeuge mit verstärktem Fahrwerk		03.0137-0351.2 650351	BDX Ø 229 x 42 + HEB
			➡	für Fahrzeuge mit verstärktem Fahrwerk		03.0520-5622.3 695622	BDX Ø 229 x 42 Ø 22,2 + RZ / + Zub TopKit
↓							




















	kw				!#			
<b>RENAULT - KANGOO Rapid (FC0/1_) 08/97→</b>								
<b>Bremsbackensatz</b>								
1.2 16V (FC05, FC0W, FC1D, FC1P, FC1K, FC0T)	55	10/01→	➔	→ 12/07; für Fahrzeuge ohne verstärktes Fahrwerk		<b>03.0137-0350.2 650350</b> <b>03.0520-5722.3 695722</b>	Ø 203 x 39 + HEB BDX Ø 203 x 39 Ø 22,2 + RZ / + Zub TopKit	
1.5 dCi	45	10/05→	➔	→ 12/07; für Fahrzeuge mit verstärktem Fahrwerk		<b>03.0137-0351.2 650351</b> <b>03.0520-5622.3 695622</b>	BDX Ø 229 x 42 + HEB BDX Ø 229 x 42 Ø 22,2 + RZ / + Zub TopKit	
1.5 dCi (FC07, FC1R)	48	12/01→						
1.5 dCi (FC08, FC09)	60	04/03→						
1.5 dCi (FC1E)	50	06/05→						
1.5 dCi (FC1G)	62	06/05→						
1.5 dCi (FC1R)	42	12/02→						
1.6 16V	70	10/01→						
1.6 16V 4x4 (FC0L, FC0P, FC0S)	70	10/01→						
1.6 16V bivalent	60	06/05→						
1.9 dCi (FC0V)	62	07/03→						
1.9 dTi (FC0U)	59	02/00→						
1.6	66	09/99→06/01	➔	für Fahrzeuge ohne verstärktes Fahrwerk		<b>03.0137-0350.2 650350</b>	Ø 203 x 39 + HEB	
			➔	für Fahrzeuge mit verstärktem Fahrwerk		<b>03.0137-0351.2 650351</b>	BDX Ø 229 x 42 + HEB	
<b>Seilzug, Feststellbremse</b>								
1.0	50	01/02→01/07	➔	<input type="checkbox"/> ; 07/03→; für Fahrzeuge ohne verstärktes Fahrwerk; Scheiben/Trommel		<b>24.3727-1041.2 581041</b>	L= 1.423	
			➔	<input type="checkbox"/> ; 07/03→; für Fahrzeuge ohne verstärktes Fahrwerk; Scheiben/Trommel		<b>24.3727-1042.2 581042</b>	L= 1.421	
			➔	<input type="checkbox"/> ; 07/03→; für Fahrzeuge mit verstärktem Fahrwerk; Scheiben/Trommel		<b>24.3727-1043.2 581043</b>	L= 1.432	
			➔	<input type="checkbox"/> ; 07/03→; für Fahrzeuge mit verstärktem Fahrwerk; Scheiben/Trommel		<b>24.3727-1044.2 581044</b>	L= 1.442	
1.2 (FC01, FC0A, FC0F)	43	08/97→	➔	<input type="checkbox"/> ; 03/98→ 12/07; für Fahrzeuge ohne verstärktes Fahrwerk; Scheiben/Trommel		<b>24.3727-1041.2 581041</b>	L= 1.423	
1.4 (FC0C, FC0B, FC0H, FC0M)	55	08/97→06/08						
D 55 1.9 (FC0D)	40	08/97→			<input type="checkbox"/> ; 03/98→ 12/07; für Fahrzeuge ohne verstärktes Fahrwerk; Scheiben/Trommel		<b>24.3727-1042.2 581042</b>	L= 1.421
D 65 1.9 (FC0E, FC02, FC0J, FC0N)	47	08/97→			<input type="checkbox"/> ; 03/98→ 12/07; für Fahrzeuge mit verstärktem Fahrwerk; Scheiben/Trommel		<b>24.3727-1043.2 581043</b>	L= 1.432
					<input type="checkbox"/> ; 03/98→ 12/07; für Fahrzeuge mit verstärktem Fahrwerk; Scheiben/Trommel		<b>24.3727-1044.2 581044</b>	L= 1.442
1.2 (FC1A)	44	07/98→07/01	➔	<input type="checkbox"/> ; für Fahrzeuge ohne verstärktes Fahrwerk; Scheiben/Trommel		<b>24.3727-1041.2 581041</b>	L= 1.423	
1.2 BiFuel	43	07/98→07/01						
1.6	66	09/99→06/01			<input type="checkbox"/> ; für Fahrzeuge ohne verstärktes Fahrwerk; Scheiben/Trommel		<b>24.3727-1042.2 581042</b>	L= 1.421
1.9 D (FC0J)	48	09/99→06/03			<input type="checkbox"/> ; für Fahrzeuge mit verstärktem Fahrwerk; Scheiben/Trommel		<b>24.3727-1043.2 581043</b>	L= 1.432
			➔	<input type="checkbox"/> ; für Fahrzeuge mit verstärktem Fahrwerk; Scheiben/Trommel		<b>24.3727-1044.2 581044</b>	L= 1.442	
1.2 16V (FC05, FC0W, FC1D, FC1P, FC1K, FC0T)	55	10/01→	➔	<input type="checkbox"/> ; → 12/07; für Fahrzeuge ohne verstärktes Fahrwerk; Scheiben/Trommel		<b>24.3727-1041.2 581041</b>	L= 1.423	
1.5 dCi	45	10/05→	➔	<input type="checkbox"/> ; → 12/07; für Fahrzeuge ohne verstärktes Fahrwerk; Scheiben/Trommel		<b>24.3727-1042.2 581042</b>	L= 1.421	
1.5 dCi (FC07, FC1R)	48	12/01→						
1.5 dCi (FC08, FC09)	60	04/03→	➔	<input type="checkbox"/> ; → 12/07; für Fahrzeuge mit verstärktem Fahrwerk; Scheiben/Trommel		<b>24.3727-1043.2 581043</b>	L= 1.432	
1.5 dCi (FC1E)	50	06/05→						
1.5 dCi (FC1G)	62	06/05→						
1.5 dCi (FC1R)	42	12/02→						
1.6 16V	70	10/01→						
1.6 16V bivalent	60	06/05→	➔	<input type="checkbox"/> ; → 12/07; für Fahrzeuge mit verstärktem Fahrwerk; Scheiben/Trommel		<b>24.3727-1044.2 581044</b>	L= 1.442	
1.9 dCi (FC0V)	62	07/03→						
1.9 dTi (FC0U)	59	02/00→						
<b>RENAULT - KOLEOS I (HY_) 09/08→</b>								
<b>Bremsbackensatz, Feststellbremse</b>								
2.0 dCi (HY0K)	110	09/08→				<b>03.0137-3012.2 653012</b>	Ø 172 x 32 - HEB	
2.0 dCi 4x4 (HY0B)	127	09/08→						
2.0 dCi 4x4 (HY0K)	110	09/08→						
2.5 (HY0C, HY0N)	126	09/08→						
2.5 4x4 (HY0C, HY0N)	126	09/08→						
↓								










	kw				!#		
<b>RENAULT - KOLEOS I (HY_) 09/08→</b>							
 <b>Seilzug, Feststellbremse</b>							
2.0 dCi (HY0K)	110	09/08→	➡	☐; - eFSB; Scheiben/Trommel		24.3727-1087.2 581087	L= 1.760
2.0 dCi 4x4 (HY0B)	127	09/08→	➡				
2.0 dCi 4x4 (HY0K)	110	09/08→	➡	☐; - eFSB; Scheiben/Trommel		24.3727-1088.2 581088	L= 1.760
2.5 (HY0C, HY0N)	126	09/08→					
2.5 4x4 (HY0C, HY0N)	126	09/08→					
<b>RENAULT - LAGUNA I (B56_, 556_) 11/93→08/02</b>							
 <b>Radbremszylinder</b>							
1.6 16V (B568, B561)	79	11/97→03/01	➡	→ 02/01		24.3220-1711.3 020409	TRW Ø 20,64 GG
1.8 16V (B563, B564)	88	04/98→03/01					
1.9 dTi (B56J)	72	10/97→03/01					
2.0	80	03/99→03/01					
1.8	69	06/95→02/01	➡	→ 06/95; - ABS		24.3219-1611.3 020367	Ø 19,05 GG
1.8	70	06/95→06/98	➡	07/95→		24.3219-1611.3 020367	Ø 19,05 GG
1.8 (B56A/B)	66	11/93→03/01	➡	→ 02/01; - ABS		24.3219-1611.3 020367	Ø 19,05 GG
1.8 (B56S/T/0)	66	08/95→03/01	➡	→ 04/98		24.3219-1611.3 020367	Ø 19,05 GG
			➡	05/98→ 02/01		24.3220-1711.3 020409	TRW Ø 20,64 GG
1.8 (B56Z)	69	08/95→03/01	➡	→ 02/01		24.3219-1611.3 020367	Ø 19,05 GG
2.0	84	06/95→02/01	➡	- ABS		24.3219-1611.3 020367	Ø 19,05 GG
2.0 (B56C/H/N)	83	11/93→03/01	➡	→ 06/95; - ABS		24.3219-1611.3 020367	Ø 19,05 GG
			➡	07/95→ 02/01		24.3219-1611.3 020367	Ø 19,05 GG
2.2 D (B56F/2)	61	11/93→03/01	➡	→ 06/95; - ABS		24.3219-1611.3 020367	Ø 19,05 GG
<b>Zubehörsatz, Bremsbacken</b>							
1.6 16V (B568, B561)	79	11/97→03/01	➡	→ 02/01		03.0137-9158.2 669158	TRW
1.8 (B56S/T/0)	66	08/95→03/01					
1.8 (B56Z)	69	08/95→03/01					
1.8 16V (B563, B564)	88	04/98→03/01					
1.9 dTi (B56J)	72	10/97→03/01					
2.0	80	03/99→03/01					
1.8	69	06/95→02/01	➡	→ 06/95; - ABS		03.0137-9158.2 669158	TRW
1.8	70	06/95→06/98	➡	07/95→		03.0137-9158.2 669158	TRW
1.8 (B56A/B)	66	11/93→03/01	➡	→ 02/01; - ABS		03.0137-9158.2 669158	TRW
2.0	84	06/95→02/01	➡	→ 06/95; - ABS		03.0137-9158.2 669158	TRW
2.2 D (B56F/2)	61	11/93→03/01	➡	→ 06/95; - ABS		03.0137-9158.2 669158	TRW
2.0 (B56C/H/N)	83	11/93→03/01	➡	→ 06/95; - ABS		03.0137-9158.2 669158	TRW
			➡	07/95→ 02/01		03.0137-9158.2 669158	TRW
 <b>Bremsstrommel</b>							
1.6 16V (B568, B561)	79	11/97→03/01	➡	→ 02/01		24.0220-3012.1 480088	Ø 203,0 x 50 / 204,5 - RLG / - ABS Ring
1.8 (B56S/T/0)	66	08/95→03/01					
1.8 (B56Z)	69	08/95→03/01					
1.8 16V (B563, B564)	88	04/98→03/01					
1.9 dTi (B56J)	72	10/97→03/01					
2.0	80	03/99→03/01					
1.8	69	06/95→02/01	➡	→ 06/95; - ABS		24.0220-3012.1 480088	Ø 203,0 x 50 / 204,5 - RLG / - ABS Ring
1.8	70	06/95→06/98	➡	07/95→		24.0220-3012.1 480088	Ø 203,0 x 50 / 204,5 - RLG / - ABS Ring
1.8 (B56A/B)	66	11/93→03/01	➡	→ 02/01; - ABS		24.0220-3012.1 480088	Ø 203,0 x 50 / 204,5 - RLG / - ABS Ring
2.0	84	06/95→02/01	➡	→ 06/95; - ABS		24.0220-3012.1 480088	Ø 203,0 x 50 / 204,5 - RLG / - ABS Ring
2.2 D (B56F/2)	61	11/93→03/01	➡	→ 06/95; - ABS		24.0220-3012.1 480088	Ø 203,0 x 50 / 204,5 - RLG / - ABS Ring
2.0 (B56C/H/N)	83	11/93→03/01	➡	→ 06/95; - ABS		24.0220-3012.1 480088	Ø 203,0 x 50 / 204,5 - RLG / - ABS Ring
			➡	07/95→ 02/01		24.0220-3012.1 480088	Ø 203,0 x 50 / 204,5 - RLG / - ABS Ring
 <b>Bremsbackensatz</b>							
1.6 16V (B568, B561)	79	11/97→03/01	➡	→ 02/01		03.0137-0312.2 650312	TRW Ø 203 x 38
1.8 16V (B563, B564)	88	04/98→03/01				03.0520-7120.3 697120	TRW Ø 203 x 39 Ø 20,64 + RZ / + Zub TopKit
1.9 dTi (B56J)	72	10/97→03/01					
2.0	80	03/99→03/01					
1.8	69	06/95→02/01	➡	→ 06/95; - ABS		03.0137-0312.2 650312	TRW Ø 203 x 38
1.8	70	06/95→06/98	➡			03.0520-2219.3 692219	TRW Ø 203 x 39 Ø 19,05 + RZ / + Zub TopKit
			➡	07/95→		03.0137-0312.2 650312	TRW Ø 203 x 38

	kw				!#		
<b>RENAULT - LAGUNA I (B56_, 556_) 11/93→08/02</b>							
<b> Bremsbackensatz</b>							
1.8 1.8	69 70	06/95→02/01 06/95→06/98	➡	07/95→		03.0520-2219.3 692219	TRW Ø 203 x 39 Ø 19,05 + RZ / + Zub TopKit
1.8 (B56A/B)	66	11/93→03/01	➡	→ 02/01; - ABS		03.0137-0312.2 650312 03.0520-2219.3 692219	TRW Ø 203 x 38 TRW Ø 203 x 39 Ø 19,05 + RZ / + Zub TopKit
1.8 (B56S/T/0)	66	08/95→03/01	➡	→ 02/01		03.0137-0312.2 650312	TRW Ø 203 x 38
			➡	→ 04/98		03.0520-2219.3 692219	TRW Ø 203 x 39 Ø 19,05 + RZ / + Zub TopKit
			➡	05/98→ 02/01		03.0520-7120.3 697120	TRW Ø 203 x 39 Ø 20,64 + RZ / + Zub TopKit
1.8 (B56Z)	69	08/95→03/01	➡	→ 02/01		03.0137-0312.2 650312 03.0520-2219.3 692219	TRW Ø 203 x 38 TRW Ø 203 x 39 Ø 19,05 + RZ / + Zub TopKit
			➡	→ 06/95; - ABS		03.0137-0312.2 650312	TRW Ø 203 x 38
2.0	84	06/95→02/01	➡	→ 06/95; - ABS		03.0520-2219.3 692219	TRW Ø 203 x 39 Ø 19,05 + RZ / + Zub TopKit
			➡	- ABS		03.0520-2219.3 692219	TRW Ø 203 x 39 Ø 19,05 + RZ / + Zub TopKit
2.0 (B56C/H/N)	83	11/93→03/01	➡	→ 06/95; - ABS		03.0137-0312.2 650312 03.0520-2219.3 692219	TRW Ø 203 x 38 TRW Ø 203 x 39 Ø 19,05 + RZ / + Zub TopKit
			➡	07/95→ 02/01		03.0137-0312.2 650312 03.0520-2219.3 692219	TRW Ø 203 x 38 TRW Ø 203 x 39 Ø 19,05 + RZ / + Zub TopKit
2.2 D (B56F/2)	61	11/93→03/01	➡	→ 06/95; - ABS		03.0137-0312.2 650312 03.0520-2219.3 692219	TRW Ø 203 x 38 TRW Ø 203 x 39 Ø 19,05 + RZ / + Zub TopKit
<b> Seilzug, Feststellbremse</b>							
1.6 16V (B568, B561) 1.8 (B56S/T/0) 1.8 (B56Z) 1.9 dTi (B56J) 2.0	79 66 69 72 80	11/97→03/01 08/95→03/01 08/95→03/01 10/97→03/01 03/99→03/01	➡	⚡; → 02/01; Trommelbremse	2	24.3727-1032.2 581032	L= 1.187
1.8 1.8	69 70	06/95→02/01 06/95→06/98	➡	⚡; Trommelbremse	2	24.3727-1032.2 581032	L= 1.187
1.8 (B56A/B)	66	11/93→03/01	➡	⚡; 05/95→ 02/01; Trommelbremse	2	24.3727-1032.2 581032	L= 1.187
			➡	⚡; → 04/95; - ABS; Trommelbremse	2	24.3727-1032.2 581032	L= 1.187
			➡	⚡; → 04/95; + ABS; Scheibenbremse	2	24.3727-1033.2 581033	L= 1.247
1.8 16V (B563, B564)	88	04/98→03/01	➡	⚡; → 02/01; Trommelbremse	2	24.3727-1032.2 581032	L= 1.187
			➡	⚡; → 02/01; Scheibenbremse	2	24.3727-1053.2 581053	L= 1.183
1.9 dCi (B56W) 2.0 16V (556A/B) 3.0 24V (B56V)	79 103 140	09/99→03/01 09/99→03/01 03/97→03/01	➡	⚡; → 02/01; Scheibenbremse	2	24.3727-1053.2 581053	L= 1.183
2.0 (B56C/H/N)	83	11/93→03/01	➡	⚡; 05/95→ 02/01; Trommelbremse	2	24.3727-1032.2 581032	L= 1.187
			➡	⚡; → 04/95; - ABS; Trommelbremse	2	24.3727-1032.2 581032	L= 1.187
			➡	⚡; → 01/97; Scheibenbremse	2	24.3727-1033.2 581033	L= 1.247
			➡	⚡; → 04/95; + ABS; Scheibenbremse	2	24.3727-1033.2 581033	L= 1.247
			➡	⚡; 02/97→ 02/01; Scheibenbremse	2	24.3727-1053.2 581053	L= 1.183
2.0 16V (B56D/M) 2.2 dT (B569)	102 83	06/95→03/01 03/96→03/01	➡	⚡; → 02/01; - ABS; Scheibenbremse	2	24.3727-1033.2 581033	L= 1.247
			➡	⚡; → 01/97; + ABS; Scheibenbremse	2	24.3727-1033.2 581033	L= 1.247
			➡	⚡; 02/97→ 02/01; + ABS; Scheibenbremse	2	24.3727-1053.2 581053	L= 1.183
2.2 D (B56F/2)	61	11/93→03/01	➡	⚡; → 02/01; - ABS; Trommelbremse	2	24.3727-1032.2 581032	L= 1.187
			➡	⚡; → 02/01; + ABS; Scheibenbremse	2	24.3727-1033.2 581033	L= 1.247
3.0 (B56E/R, B565)	123	11/93→03/01	➡	⚡; → 01/97; Scheibenbremse	2	24.3727-1033.2 581033	L= 1.247
			➡	⚡; 02/97→ 02/01; Scheibenbremse	2	24.3727-1053.2 581053	L= 1.183
<b>RENAULT - LAGUNA I Grandtour (K56_) 09/95→08/02</b>							
<b> Radbremszylinder</b>							
1.6 16V (K568) 1.8 16V (K563, K564) 1.9 dTi (K56J)	79 88 72	11/97→03/01 04/98→03/01 10/97→03/01	➡	→ 02/01		24.3222-1713.3 020431	TRW Ø 22,2 GG
1.8 (K56S/T/0)	66	09/95→03/01	➡	→ 05/96; - ABS		24.3220-1711.3 020409	TRW Ø 20,64 GG
			➡	06/96→ 04/98		24.3220-1711.3 020409	TRW Ø 20,64 GG
			➡	06/96→ 02/01		24.3220-1711.3 020409	TRW Ø 20,64 GG










	kw				!#		
<b>RENAULT - LAGUNA I Grandtour (K56_) 09/95→08/02</b>							
<b> Radbremszylinder</b>							
1.8 (K56S/T/0)	66	09/95→03/01	➡	05/98→ 02/01		24.3222-1713.3 020431	TRW Ø 22,2 GG
1.8 (K56Z)	69	09/95→03/01	➡	→ 05/96; - ABS		24.3220-1711.3 020409	TRW Ø 20,64 GG
2.2 D (K56F/2, S56F)	61	09/95→03/01	➡	06/96→ 02/01		24.3220-1711.3 020409	TRW Ø 20,64 GG
2.0	84	10/98→01/01	➡			24.3222-1713.3 020431	TRW Ø 22,2 GG
2.0 (K56C/H)	83	09/95→03/01	➡	→ 05/96; - ABS		24.3220-1711.3 020409	TRW Ø 20,64 GG
			➡	→ 02/01		24.3220-1711.3 020409	TRW Ø 20,64 GG
			➡	06/96→ 04/98		24.3220-1711.3 020409	TRW Ø 20,64 GG
			➡	11/95→ 05/96; - ABS		24.3220-1711.3 020409	TRW Ø 20,64 GG
			➡	06/96→ 02/01		24.3220-1711.3 020409	TRW Ø 20,64 GG
			➡	05/98→ 02/01		24.3222-1713.3 020431	TRW Ø 22,2 GG
<b>Zubehörsatz, Bremsbacken</b>							
1.6 16V (K568)	79	11/97→03/01	➡	→ 02/01		03.0137-9220.2 669220	TRW
1.9 dTi (K56J)	72	10/97→03/01	➡				
1.8 (K56S/T/0)	66	09/95→03/01	➡	→ 05/96; - ABS		03.0137-9220.2 669220	TRW
1.8 (K56Z)	69	09/95→03/01	➡				
2.2 D (K56F/2, S56F)	61	09/95→03/01	➡	06/96→ 02/01		03.0137-9220.2 669220	TRW
1.8 16V (K563, K564)	88	04/98→03/01	➡	→ 02/01		03.0137-9220.2 669220	TRW
			➡	02/99→ 02/01		03.0137-9220.2 669220	TRW
			➡	05/99→ 02/01		03.0137-9220.2 669220	TRW
2.0	84	10/98→01/01	➡			03.0137-9220.2 669220	TRW
2.0 (K56C/H)	83	09/95→03/01	➡	→ 05/96; - ABS		03.0137-9220.2 669220	TRW
			➡	→ 02/01		03.0137-9220.2 669220	TRW
			➡	06/96→ 02/01		03.0137-9220.2 669220	TRW
			➡	11/95→ 05/96; - ABS		03.0137-9220.2 669220	TRW
<b> Bremstrommel</b>							
1.6 16V (K568)	79	11/97→03/01	➡	→ 02/01		24.0222-8015.1 480055	Ø 229,0 x 52,5 / 229,5
1.9 dTi (K56J)	72	10/97→03/01	➡			24.0222-8019.2 480087	Ø 229,0 x 52,5 / 229,5
1.8 (K56S/T/0)	66	09/95→03/01	➡	→ 05/96; - ABS		24.0222-8015.1 480055	Ø 229,0 x 52,5 / 229,5
1.8 (K56Z)	69	09/95→03/01	➡			24.0222-8019.2 480087	Ø 229,0 x 52,5 / 229,5
2.2 D (K56F/2, S56F)	61	09/95→03/01	➡	06/96→ 02/01		24.0222-8015.1 480055	Ø 229,0 x 52,5 / 229,5
1.8 16V (K563, K564)	88	04/98→03/01	➡	→ 02/01		24.0222-8015.1 480055	Ø 229,0 x 52,5 / 229,5
			➡	02/99→ 02/01		24.0222-8019.2 480087	Ø 229,0 x 52,5 / 229,5
			➡	05/99→ 02/01		24.0222-8019.2 480087	Ø 229,0 x 52,5 / 229,5
2.0	84	10/98→01/01	➡			24.0222-8015.1 480055	Ø 229,0 x 52,5 / 229,5
2.0 (K56C/H)	83	09/95→03/01	➡	→ 05/96; - ABS		24.0222-8015.1 480055	Ø 229,0 x 52,5 / 229,5
			➡	→ 02/01		24.0222-8019.2 480087	Ø 229,0 x 52,5 / 229,5
			➡	06/96→ 02/01		24.0222-8015.1 480055	Ø 229,0 x 52,5 / 229,5
			➡	11/95→ 05/96; - ABS		24.0222-8019.2 480087	Ø 229,0 x 52,5 / 229,5
			➡	11/95→ 05/96; - ABS		24.0222-8015.1 480055	Ø 229,0 x 52,5 / 229,5
<b> Bremsbackensatz</b>							
1.6 16V (K568)	79	11/97→03/01	➡	→ 02/01		03.0137-0336.2 650336	TRW Ø 229 x 42 + HEB
1.9 dTi (K56J)	72	10/97→03/01	➡			03.0520-5922.3 695922	TRW Ø 229 x 42 Ø 22,2 + RZ / + Zub TopKit
1.8 (K56S/T/0)	66	09/95→03/01	➡	→ 05/96; - ABS		03.0137-0336.2 650336	TRW Ø 229 x 42 + HEB
			➡	06/96→ 02/01		03.0520-5520.3 695520	TRW Ø 229 x 42 Ø 20,64 + RZ / + Zub TopKit
↓							















	kw				!#		
<b>RENAULT - LAGUNA I Grandtour (K56_) 09/95→08/02</b>							
<b>Seilzug, Feststellbremse</b>							
<b>Seilzug, Feststellbremse</b>							
1.8 (K56S/T/O)	66	09/95→03/01	➔	06/96→ 04/98		03.0520-5520.3 695520	TRW Ø 229 x 42 Ø 20,64 + RZ / + Zub TopKit
			➔	05/98→ 02/01		03.0520-5922.3 695922	TRW Ø 229 x 42 Ø 22,2 + RZ / + Zub TopKit
1.8 (K56Z)	69	09/95→03/01	➔	→ 05/96; - ABS		03.0137-0336.2 650336	TRW Ø 229 x 42 + HEB
2.2 D (K56F/2, S56F)	61	09/95→03/01	➔	06/96→ 02/01		03.0520-5520.3 695520	TRW Ø 229 x 42 Ø 20,64 + RZ / + Zub TopKit
			➔	06/96→ 02/01		03.0137-0336.2 650336	TRW Ø 229 x 42 + HEB
			➔	06/96→ 02/01		03.0520-5520.3 695520	TRW Ø 229 x 42 Ø 20,64 + RZ / + Zub TopKit
1.8 16V (K563, K564)	88	04/98→03/01	➔	→ 02/01		03.0137-0336.2 650336	TRW Ø 229 x 42 + HEB
			➔	02/99→ 02/01		03.0520-5922.3 695922	TRW Ø 229 x 42 Ø 22,2 + RZ / + Zub TopKit
			➔	02/99→ 02/01		03.0137-0336.2 650336	TRW Ø 229 x 42 + HEB
			➔	05/99→ 02/01		03.0137-0336.2 650336	TRW Ø 229 x 42 + HEB
2.0	84	10/98→01/01	➔			03.0137-0336.2 650336	TRW Ø 229 x 42 + HEB
			➔			03.0520-5520.3 695520	TRW Ø 229 x 42 Ø 20,64 + RZ / + Zub TopKit
2.0 (K56C/H)	83	09/95→03/01	➔	→ 02/01		03.0137-0336.2 650336	TRW Ø 229 x 42 + HEB
			➔	→ 05/96; - ABS		03.0520-5520.3 695520	TRW Ø 229 x 42 Ø 20,64 + RZ / + Zub TopKit
			➔	→ 05/96; - ABS		03.0137-0336.2 650336	TRW Ø 229 x 42 + HEB
			➔	06/96→ 02/01		03.0520-5520.3 695520	TRW Ø 229 x 42 Ø 20,64 + RZ / + Zub TopKit
			➔	06/96→ 02/01		03.0137-0336.2 650336	TRW Ø 229 x 42 + HEB
			➔	11/95→ 05/96; - ABS		03.0520-5520.3 695520	TRW Ø 229 x 42 Ø 20,64 + RZ / + Zub TopKit
			➔	11/95→ 05/96; - ABS		03.0137-0336.2 650336	TRW Ø 229 x 42 + HEB
			➔	06/96→ 04/98		03.0520-5520.3 695520	TRW Ø 229 x 42 Ø 20,64 + RZ / + Zub TopKit
			➔	05/98→ 02/01		03.0520-5922.3 695922	TRW Ø 229 x 42 Ø 22,2 + RZ / + Zub TopKit
<b>Seilzug, Feststellbremse</b>							
1.6 16V (K568)	79	11/97→03/01	➔	⏴; → 02/01; Trommelbremse	2	24.3727-1040.2 581040	L= 1.190
1.8 16V (K563, K564)	88	04/98→03/01	➔				
1.9 dTi (K56J)	72	10/97→03/01	➔				
1.8 (K56S/T/O)	66	09/95→03/01	➔	⏴; → 05/96; + ABS; Scheibenbremse	2	24.3727-1033.2 581033	L= 1.247
1.8 (K56Z)	69	09/95→03/01	➔	⏴; 06/96→ 02/01; Trommelbremse	2	24.3727-1040.2 581040	L= 1.190
2.2 D (K56F/2, S56F)	61	09/95→03/01	➔	⏴; → 05/96; - ABS; Trommelbremse	2	24.3727-1040.2 581040	L= 1.190
			➔	⏴; → 05/96; - ABS; Trommelbremse	2	24.3727-1040.2 581040	L= 1.190
1.9 dCi (K56W)	79	09/99→03/01	➔	⏴; → 02/01; Scheibenbremse	2	24.3727-1053.2 581053	L= 1.183
3.0 24V (K56V)	140	03/97→03/01	➔				
2.0	84	10/98→01/01	➔	⏴; + ABS; Scheibenbremse	2	24.3727-1033.2 581033	L= 1.247
			➔	⏴; Trommelbremse	2	24.3727-1040.2 581040	L= 1.190
2.0 (K56C/H)	83	09/95→03/01	➔	⏴; → 05/96; + ABS; Scheibenbremse	2	24.3727-1033.2 581033	L= 1.247
			➔	⏴; 11/95→ 05/96; + ABS; Scheibenbremse	2	24.3727-1033.2 581033	L= 1.247
			➔	⏴; 11/95→ 05/96; - ABS; Trommelbremse	2	24.3727-1040.2 581040	L= 1.190
			➔	⏴; → 02/01; Trommelbremse	2	24.3727-1040.2 581040	L= 1.190
			➔	⏴; 06/96→ 02/01; Trommelbremse	2	24.3727-1040.2 581040	L= 1.190
			➔	⏴; → 05/96; - ABS; Trommelbremse	2	24.3727-1040.2 581040	L= 1.190
2.0 16V (K56D/M)	102	09/95→03/01	➔	⏴; → 01/97; Scheibenbremse	2	24.3727-1033.2 581033	L= 1.247
			➔	⏴; → 02/01; Scheibenbremse	2	24.3727-1033.2 581033	L= 1.247
			➔	⏴; 02/97→ 02/01; Scheibenbremse	2	24.3727-1053.2 581053	L= 1.183
			➔	⏴; 09/99→ 02/01; Scheibenbremse	2	24.3727-1053.2 581053	L= 1.183
2.2 dT (K569)	83	03/96→03/01	➔	⏴; → 01/97; Scheibenbremse	2	24.3727-1033.2 581033	L= 1.247
			➔	⏴; 02/97→ 02/01; Scheibenbremse	2	24.3727-1053.2 581053	L= 1.183
3.0 (K56R, K565)	123	02/96→03/01	➔	⏴; → 02/01; Scheibenbremse	2	24.3727-1033.2 581033	L= 1.247
			➔	⏴; 03/96→ 01/97; Scheibenbremse	2	24.3727-1033.2 581033	L= 1.247
			➔	⏴; 02/97→ 02/01; Scheibenbremse	2	24.3727-1053.2 581053	L= 1.183





























	kW					#		
<b>RENAULT - LAGUNA II (BG0/1_) 03/01→12/07</b>								
 <b>Seilzug, Feststellbremse</b>								
1.6	76	03/01→05/05	➔	⬇; Scheibenbremse		2	24.3727-1062.2	581062 L= 2.220
1.6 16V (BG0A, BG0L)	79	03/01→05/05						
1.6 LPG	79	03/01→05/05						
1.8 16V (BG04, BG0B, BG0C, BG0V)	86	03/01→05/05						
1.8 16V (BG0B, BG0C, BG0J, BG0M, BG0V)	89	03/01→05/05						
1.9 dCi (BG05)	68	03/04→05/05						
1.9 dCi (BG0E)	77	06/01→05/05						
1.9 dCi (BG0R)	74	10/01→05/05						
2.0 16V (BG00, BG0W, BG0K, BG0P)	98	08/02→12/06						
2.0 16V Turbo (BG0S, BG1L, BG1M)	120	01/03→03/05						
2.0 dCi (BG1T)	110	08/05→08/06						
2.2 dCi (BG09)	85	04/04→10/05						
2.2 dCi (BG0F)	110	10/01→08/06						
2.9 V6 24V	155	03/01→08/07						
1.6 16V (BG1G, BG1H)	82	02/05→08/07	➔	⬇; → 06/07; Scheibenbremse		2	24.3727-1062.2	581062 L= 2.220
1.8 16V (BG06, BG0J, BG0M)	85	03/01→12/07						
1.8 16V (BG0B, BG0M)	88	03/01→09/07						
1.9 dCi	79	03/01→09/07						
1.9 dCi	92	09/05→12/07						
1.9 dCi (BG08, BG0G)	88	03/01→09/07						
1.9 dCi (BG12)	85	09/05→12/07						
1.9 dCi (BG1A, BG1V)	96	05/05→08/07						
1.9 dCi (BG1A, BG1W)	81	01/05→08/07						
2.0 16V (BG00, BG0K, BG0P, BG0W)	99	08/02→12/07						
2.0 16V (BG03, BG0Z, BG0T, BG1Y)	125	01/05→09/07						
2.0 16V (BG1Y)	150	01/05→09/07						
2.0 16V IDE (BG0N)	103	04/01→09/07						
2.0 dCi (BG14, BG1S)	127	01/06→08/07						
2.2 dCi	102	05/05→08/07						
3.0 V6 24V (BG01, BG02, BG0D, BG0Y)	152	03/01→08/07						
<b>RENAULT - LAGUNA II Grandtour (KG0/1_) 03/01→12/07</b>								
 <b>Seilzug, Feststellbremse</b>								
1.6	76	03/01→10/05	➔	⬇; Scheibenbremse		2	24.3727-1062.2	581062 L= 2.220
1.6 FlexFuel	76	06/01→10/03						
1.8 16V	86	03/01→05/05						
1.8 16V	89	03/01→05/05						
1.8 16V (KG0B, KG0M)	88	03/01→05/05						
1.8 16V (KG0J)	85	03/01→05/05						
1.9 dCi (KG05)	68	03/04→05/05						
1.9 dCi (KG0E, KG0R)	74	10/01→05/05						
1.9 dCi (KG0E)	77	06/01→05/05						
2.0 16V Turbo (KG0S, KG1L, KG03)	120	01/03→08/05						
2.0 dCi (KG1T)	110	08/05→08/06						
2.0 Flex	95	09/02→05/05						
2.0 Flex	97	09/02→05/05						
2.2 dCi (KG09)	85	04/04→10/05						
2.2 dCi (KG0F)	110	10/01→08/06						
1.6 16V	82	02/05→08/07	➔	⬇; → 06/07; Scheibenbremse		2	24.3727-1062.2	581062 L= 2.220
1.6 16V (KG0A, KG0L)	79	03/01→12/07						
1.6 Bifuel	79	06/05→12/07						
1.9 dCi	79	03/01→12/07						
1.9 dCi	92	09/05→12/07						
1.9 dCi (KG0G)	88	03/01→09/07						
1.9 dCi (KG12)	85	08/05→09/07						
1.9 dCi (KG1A, KG1W)	81	01/05→12/07						
1.9 dCi (KG1V)	96	05/05→12/07						
2.0 16V (KG00, KG0K, KG0W, KG0P)	98	10/04→09/07						
2.0 16V (KG00, KG0K, KG0W, KG0P)	99	08/02→12/07						
2.0 16V (KG03, KG0Z, KG0T, KG1Y)	125	01/05→09/07						
2.0 16V (KG1Y)	150	01/05→09/07						
2.0 16V IDE (KG0N)	103	04/01→09/07						
2.0 dCi (KG1S)	127	01/06→12/07						
2.2 dCi	102	05/05→12/07						
3.0 V6 24V (KG0D)	152	03/01→12/07						
1.9 dCi	66	08/03→09/07	➔	⬇; 03/04→ 06/07; Scheibenbremse		2	24.3727-1062.2	581062 L= 2.220





























	kw			! #		
<b>RENAULT - LAGUNA III (BT0/1) 10/07→12/15</b>						
 <b>Seilzug, Feststellbremse</b>						
1.5 dCi (BT00, BT0A, BT0T, BT1J)	81	10/07→12/15	➔	↓; Scheibenbremse	2	24.3727-1089.2 581089 L= 2.224
1.6 16V (BT04, BT0D, BT0U)	81	10/07→12/15				
2.0 16V (BT05, BT0F, BT0W)	103	10/07→12/12				
2.0 16V Hi-Flex (BT1H)	103	10/07→12/15				
2.0 16V Turbo	125	10/07→12/15				
2.0 dCi (BT01, BT08, BT09, BT0E, BT0K, BT12, BT1C, BT1D,...	110	10/07→12/15				
2.0 dCi (BT07, BT0J, BT14, BT1A, BT1S)	96	10/07→12/15				
2.0 dCi (BT0M, BT0N, BT0S, BT19, BT1F)	127	01/08→12/15				
2.0 dCi GT (BT11, BT1E, BT1N)	131	03/08→12/15				
2.0 GT	150	03/08→12/15				
3.0 dCi (BT03, BT13)	173	09/08→12/15				
3.5 V6 (BT0C, BT0P)	175	04/08→12/15				
<b>RENAULT - LAGUNA III Grandtour (KT0/1) 10/07→12/15</b>						
 <b>Seilzug, Feststellbremse</b>						
1.5 dCi (KT0A)	81	10/07→12/15	➔	↓; Scheibenbremse	2	24.3727-1089.2 581089 L= 2.224
1.6 16V (KT0D)	81	10/07→12/15				
2.0 16V (KT0F, KT0W)	103	10/07→12/15				
2.0 16V Hi-Flex (KT1H)	103	10/07→12/15				
2.0 16V Turbo	125	10/07→12/15				
2.0 dCi (KT01, KT08, KT09, KT0K, KT12, KT1D, KT1W)	110	10/07→12/15				
2.0 dCi (KT07, KT0J, KT14, KT1A, KT1S)	96	10/07→12/15				
2.0 dCi (KT0M, KT0N, KT0S, KT19, KT1F)	127	01/08→12/15				
2.0 dCi GT (KT11, KT1E, KT1N)	131	03/08→12/15				
2.0 GT	150	03/08→12/15				
3.0 dCi (KT03, KT13)	173	09/08→12/15				
3.5 V6 (KT0C, KT0P)	175	04/08→12/15				
<b>RENAULT - LAGUNA Coupe (DT0/1) 09/08→12/15</b>						
 <b>Seilzug, Feststellbremse</b>						
1.5 dCi	81	03/12→12/15	➔	↓; Scheibenbremse	2	24.3727-1089.2 581089 L= 2.224
2.0 16V Turbo	125	09/08→12/15				
2.0 dCi (DT01, DT08, DT09, DT0K, DT12, DT1C, DT1D, DT1M,...	110	09/08→12/15				
2.0 dCi (DT0M, DT0N, DT0S, DT19, DT1F)	127	09/08→12/15				
2.0 dCi GT (DT11, DT1E, DT1N)	131	09/08→12/15				
2.0 GT	150	09/08→12/15				
3.0 dCi	177	01/12→12/15				
3.0 dCi (DT03)	173	09/08→12/15				
3.5 V6 (DT0P)	175	09/08→12/15				
<b>RENAULT - LOGAN I (LS_) 09/04→</b>						
 <b>Radbremszylinder</b>						
1.4	55	09/04→	➔	→ 04/13		
1.5 dCi	48	06/11→			24.3217-1710.3 020420	TRW Ø 17,78 GG
1.5 dCi	50	04/07→			24.3219-1722.3 020426	BDX Ø 19,05 GG
1.5 dCi	63	02/08→06/15				
1.6	64	09/04→				
1.6 (LS0L, LS09, LS0V, LS0P, LS18, LS1S, LS1V, LS1Y,...	77	04/07→				
<b>Zubehörsatz, Bremsbacken</b>						
1.4	55	09/04→	➔	→ 04/13		
1.5 dCi	48	06/11→			03.0137-9088.2 669088	BDX
1.5 dCi	50	04/07→			03.0137-9274.2 669274	
1.5 dCi	63	02/08→06/15				
1.6	64	09/04→				
1.6 (LS0L, LS09, LS0V, LS0P, LS18, LS1S, LS1V, LS1Y,...	77	04/07→				
						↓

	kw					!#			
<b>RENAULT - LOGAN I (LS_) 09/04→</b>									
 <b>Bremstrommel</b>									
1.4	55	09/04→	→	→ 04/13			<b>24.0218-0032.1</b>	<b>480118</b>	Ø 180,0 x 53,5 / 181 - RLG
1.5 dCi	48	06/11→	→	→ 04/13; - ABS			<b>24.0220-3021.1</b>	<b>480127</b>	Ø 203,0 x 48 / 204,5 - RLG / - ABS Ring
1.5 dCi	50	04/07→	→						
1.5 dCi	63	02/08→06/15	→						
1.6	64	09/04→	→						
1.6 (LS0L, LS09, LS0V, LS0P, LS18, LS1S, LS1V, LS1Y,...	77	04/07→	→						
 <b>Bremsbackensatz</b>									
1.4	55	09/04→	→	→ 04/13			<b>03.0137-0358.2</b>	<b>650358</b>	BDX Ø 180 x 42 + HEB
1.5 dCi	48	06/11→	→	→ 04/13; - ABS			<b>03.0137-0532.2</b>	<b>650532</b>	BOS Ø 203 x 39 + HEB
1.5 dCi	50	04/07→	→						
1.5 dCi	63	02/08→06/15	→						
1.6	64	09/04→	→						
1.6 (LS0L, LS09, LS0V, LS0P, LS18, LS1S, LS1V, LS1Y,...	77	04/07→	→						
							<b>03.0520-4719.3</b>	<b>693517</b>	TRW Ø 203 x 39 Ø 17,78 + RZ / + Zub TopKit
							<b>03.0520-4719.3</b>	<b>694719</b>	BDX Ø 180 x 42 Ø 19,05 + RZ / + Zub TopKit
 <b>Seilzug, Feststellbremse</b>									
1.4	55	09/04→	→	↘; → 04/13; Trommelbremse	2		<b>24.3727-1073.2</b>	<b>581073</b>	L= 1.680
1.5 dCi	48	06/11→	→	↘; → 04/13; Trommelbremse	2				
1.5 dCi	50	04/07→	→						
1.5 dCi	63	02/08→06/15	→						
1.6	64	09/04→	→						
1.6 (LS0L, LS09, LS0V, LS0P, LS18, LS1S, LS1V, LS1Y,...	77	04/07→	→						
<b>RENAULT - LOGAN I Kombi (KS_) 04/07→</b>									
 <b>Radbremszylinder</b>									
1.4	55	10/07→	→	→ 04/13			<b>24.3217-1710.3</b>	<b>020420</b>	TRW Ø 17,78 GG
1.5 dCi	48	06/11→	→	→ 04/13; - ABS			<b>24.3219-1722.3</b>	<b>020426</b>	BDX Ø 19,05 GG
1.5 dCi	50	04/07→	→						
1.5 dCi	63	02/08→06/15	→						
1.5 dCi	66	06/11→	→						
1.6	64	04/07→	→						
1.6 (KS0L, KS0M, KS0P, KS1S)	77	04/07→	→						
<b>Zubehörsatz, Bremsbacken</b>									
1.4	55	10/07→	→	→ 04/13			<b>03.0137-9088.2</b>	<b>669088</b>	BDX
1.5 dCi	48	06/11→	→	→ 04/13; - ABS			<b>03.0137-9278.2</b>	<b>669278</b>	
1.5 dCi	50	04/07→	→						
1.5 dCi	63	02/08→06/15	→						
1.5 dCi	66	06/11→	→						
1.6	64	04/07→	→						
1.6 (KS0L, KS0M, KS0P, KS1S)	77	04/07→	→						
 <b>Bremstrommel</b>									
1.4	55	10/07→	→	→ 04/13			<b>24.0218-0032.1</b>	<b>480118</b>	Ø 180,0 x 53,5 / 181 - RLG
1.5 dCi	48	06/11→	→	→ 04/13; - ABS			<b>24.0220-3021.1</b>	<b>480127</b>	Ø 203,0 x 48 / 204,5 - RLG / - ABS Ring
1.5 dCi	50	04/07→	→						
1.5 dCi	63	02/08→06/15	→						
1.5 dCi	66	06/11→	→						
1.6	64	04/07→	→						
1.6 (KS0L, KS0M, KS0P, KS1S)	77	04/07→	→						
 <b>Bremsbackensatz</b>									
1.4	55	10/07→	→	→ 04/13			<b>03.0137-0312.2</b>	<b>650312</b>	TRW Ø 203 x 38
1.5 dCi	48	06/11→	→	→ 04/13; - ABS			<b>03.0137-0358.2</b>	<b>650358</b>	BDX Ø 180 x 42 + HEB
1.5 dCi	50	04/07→	→						
1.5 dCi	63	02/08→06/15	→						
1.5 dCi	66	06/11→	→						
1.6	64	04/07→	→						
1.6 (KS0L, KS0M, KS0P, KS1S)	77	04/07→	→				<b>03.0520-3517.3</b>	<b>693517</b>	TRW Ø 203 x 39 Ø 17,78 + RZ / + Zub TopKit
 <b>Seilzug, Feststellbremse</b>									
1.4	55	10/07→	→	↘; → 04/13; Trommelbremse	2		<b>24.3727-1073.2</b>	<b>581073</b>	L= 1.680
1.5 dCi	48	06/11→	→	↘; → 04/13; Trommelbremse	2				
1.5 dCi	50	04/07→	→						
1.5 dCi	63	02/08→06/15	→						
1.5 dCi	66	06/11→	→						
1.6	64	04/07→	→						
1.6 (KS0L, KS0M, KS0P, KS1S)	77	04/07→	→						









	kw				!#		
<b>RENAULT - LOGAN II (L8_) 09/12→</b>							
 <b>Radbremszylinder</b>							
1.2	55	11/13→				24.3217-1711.3	020449 BOS Ø 17,46 ALU
1.2 16V LPG	53	11/13→				24.3219-1761.3	020536 Ø 19,05 ALU
1.6	60	04/14→		- ABS		24.3222-1729.3	020526 Ø 22,2 ALU
1.6	75	04/14→		+ ABS		24.3222-1729.3	020526 Ø 22,2 ALU
1.5 dCi	62	12/13→		- ABS		24.3219-1761.3	020536 Ø 19,05 ALU
1.5 dCi	66	12/13→		+ ABS		24.3222-1729.3	020526 Ø 22,2 ALU
<b>Zubehörsatz, Bremsbacken</b>							
1.2	55	11/13→	➔			03.0137-9228.2	669228 BDX
1.2 16V LPG	53	11/13→				03.0137-9274.2	669274
1.6	60	04/14→					
1.6	75	04/14→					
1.5 dCi	62	12/13→	➔			03.0137-9228.2	669228 BDX
1.5 dCi	66	12/13→					
 <b>Bremsbackensatz</b>							
1.2	55	11/13→	➔			03.0137-0496.2	650496 BDX Ø 228 x 42 + HEB
1.2 16V LPG	53	11/13→				03.0137-0532.2	650532 BOS Ø 203 x 39 + HEB
1.6	60	04/14→					
1.6	75	04/14→	➔	+ ABS		03.0520-7919.3	697919 Ø 228 x 42 Ø 19,05 + RZ / + Zub TopKit
1.5 dCi	62	12/13→	➔			03.0137-0496.2	650496 BDX Ø 228 x 42 + HEB
1.5 dCi	66	12/13→	➔	+ ABS		03.0520-7919.3	697919 Ø 228 x 42 Ø 19,05 + RZ / + Zub TopKit
 <b>Seilzug, Feststellbremse</b>							
1.6	75	04/14→	➔	⬇	2	24.3727-1073.2	581073 L= 1.680
<b>RENAULT - LOGAN II Kombi (K8_) 12/13→</b>							
 <b>Radbremszylinder</b>							
1.2 16V	54	12/13→				24.3219-1761.3	020536 Ø 19,05 ALU
1.2 16V LPG	53	12/13→					
1.5 dCi	62	12/13→					
1.5 dCi	66	12/13→					
1.6	59	12/13→					
<b>Zubehörsatz, Bremsbacken</b>							
1.2 16V	54	12/13→	➔			03.0137-9274.2	669274
1.2 16V LPG	53	12/13→					
1.5 dCi	62	12/13→	➔			03.0137-9228.2	669228 BDX
1.5 dCi	66	12/13→					
1.6	59	12/13→					
 <b>Bremsbackensatz</b>							
1.2 16V	54	12/13→	➔			03.0137-0532.2	650532 BOS Ø 203 x 39 + HEB
1.2 16V LPG	53	12/13→	➔	+ ABS		03.0520-7919.3	697919 Ø 228 x 42 Ø 19,05 + RZ / + Zub TopKit
1.5 dCi	62	12/13→	➔			03.0137-0496.2	650496 BDX Ø 228 x 42 + HEB
1.5 dCi	66	12/13→	➔	+ ABS		03.0520-7919.3	697919 Ø 228 x 42 Ø 19,05 + RZ / + Zub TopKit
1.6	59	12/13→	➔	+ ABS		03.0520-7919.3	697919 Ø 228 x 42 Ø 19,05 + RZ / + Zub TopKit
<b>RENAULT - LOGAN EXPRESS (US_) 04/07→</b>							
 <b>Radbremszylinder</b>							
1.5 dCi	50	04/07→	➔	→ 04/13; nicht für erhöhte Nutzlast		24.3219-1761.3	020536 Ø 19,05 ALU
1.6	64	04/07→	➔	→ 04/13; für erhöhte Nutzlast		24.3222-1729.3	020526 Ø 22,2 ALU
<b>Zubehörsatz, Bremsbacken</b>							
1.5 dCi	50	04/07→	➔	→ 04/13		03.0137-9228.2	669228 BDX
1.6	64	04/07→					
 <b>Bremsbackensatz</b>							
1.5 dCi	50	04/07→	➔	→ 04/13		03.0137-0496.2	650496 BDX Ø 228 x 42 + HEB
1.6	64	04/07→				03.0520-7222.3	697222 Ø 228 x 42 Ø 22,2 + RZ / + Zub TopKit
 <b>Seilzug, Feststellbremse</b>							
1.5 dCi	50	04/07→	➔	⬇; → 04/13; Trommelbremse	2	24.3727-1074.2	581074 L= 1.993
1.6	64	04/07→					







	kw				#		
<b>RENAULT - MASTER I Bus (T_) 08/80→07/98</b>							
 <b>Radbremsszylinder</b>							
28-35 2,5 TD	72	08/89→07/98	➔			24.3225-1101.3 020294	TRW Ø 25,4 GG
28-35 2.0	58	10/86→07/98					
28-35 2.1 D	44	08/80→07/98					
28-35 2.5 D	55	08/89→07/98					
30 2,2	67	08/80→07/98					
35 2,5 TD	69	08/89→07/98					
<b>Zubehörsatz, Bremsbacken</b>							
28-35 2,5 TD	72	08/89→07/98	➔			03.0137-9013.2 669013	TRW
28-35 2.0	58	10/86→07/98					
28-35 2.1 D	44	08/80→07/98		→ 08/94		03.0137-9013.2 669013	TRW
28-35 2.5 D	55	08/89→07/98		09/94→		03.0137-9216.2 669216	TRW
30 2,2	67	08/80→07/98					
35 2,5 TD	69	08/89→07/98					
 <b>Bremsbackensatz</b>							
28-35 2,5 TD	72	08/89→07/98	➔			03.0137-0036.2 650036	TRW Ø 254 x 57
28-35 2.0	58	10/86→07/98				03.0520-0125.3 690125	TRW Ø 254 x 57 Ø 25,4 + RZ / + Zub TopKit
28-35 2.1 D	44	08/80→07/98					
28-35 2.5 D	55	08/89→07/98					
30 2,2	67	08/80→07/98		→ 08/94		03.0137-0036.2 650036	TRW Ø 254 x 57
35 2,5 TD	69	08/89→07/98				03.0520-0125.3 690125	TRW Ø 254 x 57 Ø 25,4 + RZ / + Zub TopKit
				09/94→		03.0137-0330.2 650330	TRW Ø 254 x 57 + HEB
						03.0520-0125.3 690125	TRW Ø 254 x 57 Ø 25,4 + RZ / + Zub TopKit
<b>RENAULT - MASTER I Kasten (T_) 07/80→07/98</b>							
 <b>Radbremsszylinder</b>							
28-35 2,5 D	55	08/89→07/98	➔			24.3225-1101.3 020294	TRW Ø 25,4 GG
28-35 2,5 TD	72	08/89→07/98					
28-35 2.0	58	10/86→07/98					
28-35 2.1 D	44	08/80→07/98					
30 2,2	67	08/80→07/98					
35 2,5 TD	69	08/89→07/98					
<b>Zubehörsatz, Bremsbacken</b>							
28-35 2,5 D	55	08/89→07/98	➔			03.0137-9013.2 669013	TRW
28-35 2,5 TD	72	08/89→07/98					
28-35 2.0	58	10/86→07/98		→ 08/94		03.0137-9013.2 669013	TRW
28-35 2.1 D	44	08/80→07/98		09/94→		03.0137-9216.2 669216	TRW
30 2,2	67	08/80→07/98					
35 2,5 TD	69	08/89→07/98					
 <b>Bremsbackensatz</b>							
28-35 2,5 D	55	08/89→07/98	➔			03.0137-0036.2 650036	TRW Ø 254 x 57
28-35 2,5 TD	72	08/89→07/98				03.0520-0125.3 690125	TRW Ø 254 x 57 Ø 25,4 + RZ / + Zub TopKit
28-35 2.0	58	10/86→07/98					
28-35 2.1 D	44	08/80→07/98					
30 2,2	67	08/80→07/98		→ 08/94		03.0137-0036.2 650036	TRW Ø 254 x 57
35 2,5 TD	69	08/89→07/98				03.0520-0125.3 690125	TRW Ø 254 x 57 Ø 25,4 + RZ / + Zub TopKit
				09/94→		03.0137-0330.2 650330	TRW Ø 254 x 57 + HEB
						03.0520-0125.3 690125	TRW Ø 254 x 57 Ø 25,4 + RZ / + Zub TopKit
<b>RENAULT - MASTER I Pritsche/Fahrgestell (P_) 07/80→07/98</b>							
 <b>Radbremsszylinder</b>							
28-35 2.0	58	10/86→07/98	➔			24.3225-1101.3 020294	TRW Ø 25,4 GG
28-35 2.5 D	52	09/80→07/98		08/89→		24.3225-1101.3 020294	TRW Ø 25,4 GG
<b>Zubehörsatz, Bremsbacken</b>							
28-35 2.0	58	10/86→07/98	➔			03.0137-9013.2 669013	TRW
				→ 08/94		03.0137-9013.2 669013	TRW
				09/94→		03.0137-9216.2 669216	TRW
28-35 2.5 D	52	09/80→07/98		08/89→ 08/94		03.0137-9013.2 669013	TRW
				08/89→		03.0137-9013.2 669013	TRW
				09/94→		03.0137-9216.2 669216	TRW
 <b>Bremsbackensatz</b>							
28-35 2.0	58	10/86→07/98	➔			03.0137-0036.2 650036	TRW Ø 254 x 57
↓							







	kw				!#		
<b>RENAULT - MASTER I Pritsche/Fahrgestell (P_) 07/80→07/98</b>							
 <b>Bremsbackensatz</b>							
28-35 2.0	58	10/86→07/98	→			<b>03.0520-0125.3 690125</b>	TRW Ø 254 x 57 Ø 25,4 + RZ / + Zub TopKit
			→	→ 08/94		<b>03.0137-0036.2 650036</b>	TRW Ø 254 x 57
			→			<b>03.0520-0125.3 690125</b>	TRW Ø 254 x 57 Ø 25,4 + RZ / + Zub TopKit
			→	09/94→		<b>03.0137-0330.2 650330</b>	TRW Ø 254 x 57 + HEB
28-35 2.5 D	52	09/80→07/98	→	08/89→ 08/94		<b>03.0137-0036.2 650036</b>	TRW Ø 254 x 57
			→			<b>03.0520-0125.3 690125</b>	TRW Ø 254 x 57 Ø 25,4 + RZ / + Zub TopKit
			→	08/89→		<b>03.0137-0036.2 650036</b>	TRW Ø 254 x 57
			→			<b>03.0520-0125.3 690125</b>	TRW Ø 254 x 57 Ø 25,4 + RZ / + Zub TopKit
			→	09/94→		<b>03.0137-0330.2 650330</b>	TRW Ø 254 x 57 + HEB
			→			<b>03.0520-0125.3 690125</b>	TRW Ø 254 x 57 Ø 25,4 + RZ / + Zub TopKit
<b>RENAULT - MASTER II Bus (JD) 03/98→</b>							
 <b>Radbremszylinder</b>							
2.5 D	59	07/98→01/01	→	☐; → 07/00		<b>24.3223-1707.3 020435</b>	BDX Ø 23,81 GG
2.8 dTI	84	07/98→10/01	→	☐; → 07/00		<b>24.3223-1708.3 020436</b>	BDX Ø 23,81 GG
<b>Zubehörsatz, Bremsbacken</b>							
2.5 D	59	07/98→01/01	→	→ 07/00		<b>03.0137-9240.2 669240</b>	
2.8 dTI	84	07/98→10/01	→				
 <b>Bremstrommel</b>							
2.5 D	59	07/98→01/01	→	→ 07/00		<b>24.0228-0002.1 480159</b>	Ø 280,0 x 69,5 / 282
2.8 dTI	84	07/98→10/01	→				
 <b>Bremsbackensatz</b>							
2.5 D	59	07/98→01/01	→	→ 07/00		<b>03.0137-0382.2 650382</b>	Ø 280 x 65
2.8 dTI	84	07/98→10/01	→				
 <b>Seilzug, Feststellbremse</b>							
1.9 dCi 80	60	11/01→	←	☒; → 08/06; Scheiben/Trommel	1	<b>24.3727-0762.2 580762</b>	L= 1.175
1.9 dTI	59	09/00→	→				
2.2 dCi 90	66	09/00→	→	☒; → 08/06; Scheibenbremse	2	<b>24.3727-1000.2 581000</b>	L= 1.737
2.5 dCi 100 (JDCV)	73	10/03→	→				
2.5 dCi 120	84	10/01→	→	☒; → 08/06; Trommelbremse	2	<b>24.3727-1072.2 581072</b>	L= 1.420
3.0 dCi 140 (JD0T)	100	10/03→	→				
2.5 D	59	07/98→01/01	←	☒; Scheiben/Trommel	1	<b>24.3727-0762.2 580762</b>	L= 1.175
2.8 dTI	84	07/98→10/01	→	☒; Scheibenbremse	2	<b>24.3727-1000.2 581000</b>	L= 1.737
			→	☒; Trommelbremse	2	<b>24.3727-1072.2 581072</b>	L= 1.420
2.5 dCi	74	08/06→	←	☒; → 12/10; Scheibenbremse	1	<b>24.3727-0762.2 580762</b>	L= 1.175
2.5 dCi	88	08/06→	→				
2.5 dCi	107	08/06→	→	☒; → 12/10; Scheibenbremse	2	<b>24.3727-1000.2 581000</b>	L= 1.737
<b>RENAULT - MASTER II Kasten (FD) 07/98→</b>							
 <b>Radbremszylinder</b>							
2.5 D	59	07/98→01/01	→	☐; → 07/00		<b>24.3223-1707.3 020435</b>	BDX Ø 23,81 GG
2.8 dTI	84	07/98→10/01	→	☐; → 07/00		<b>24.3223-1708.3 020436</b>	BDX Ø 23,81 GG
<b>Zubehörsatz, Bremsbacken</b>							
2.5 D	59	07/98→01/01	→	→ 07/00		<b>03.0137-9240.2 669240</b>	
2.8 dTI	84	07/98→10/01	→				
 <b>Bremstrommel</b>							
2.5 D	59	07/98→01/01	→	→ 07/00		<b>24.0228-0002.1 480159</b>	Ø 280,0 x 69,5 / 282
2.8 dTI	84	07/98→10/01	→				
 <b>Bremsbackensatz</b>							
2.5 D	59	07/98→01/01	→	→ 07/00		<b>03.0137-0382.2 650382</b>	Ø 280 x 65
2.8 dTI	84	07/98→10/01	→				
 <b>Seilzug, Feststellbremse</b>							
1.9 dCi 80	60	11/01→	←	☒; → 08/06; Scheiben/Trommel	1	<b>24.3727-0762.2 580762</b>	L= 1.175
1.9 dTI	59	09/00→	→				
↓							












	kw			!#		
<b>RENAULT - MASTER II Kasten (FD) 07/98→</b>						
 <b>Seilzug, Feststellbremse</b>						
2.2 dCi 90	66	09/00→	➡	☑; → 08/06; Scheibenbremse	2	24.3727-1000.2 581000 L= 1.737
2.5 dCi 100 (FD0U, FD0V)	73	10/03→	➡	☑; → 08/06; Trommelbremse	2	24.3727-1072.2 581072 L= 1.420
2.5 dCi 120	84	10/01→				
3.0 dCi 120	85	06/05→				
3.0 dCi 140 (HD0S, FD0S, HD1S)	100	10/03→				
3.0 dCi 160	115	06/05→				
2.5 D	59	07/98→01/01	←	☑; 08/00→; Scheiben/Trommel	1	24.3727-0762.2 580762 L= 1.175
2.8 dTI	84	07/98→10/01	➡	☑; 08/00→; Scheibenbremse	2	24.3727-1000.2 581000 L= 1.737
			➡	☑; 08/00→; Trommelbremse	2	24.3727-1072.2 581072 L= 1.420
2.5 dCi	74	08/06→	←	☑; → 12/10; Scheibenbremse	1	24.3727-0762.2 580762 L= 1.175
2.5 dCi	88	08/06→	➡	☑; → 12/10; Scheibenbremse	2	24.3727-1000.2 581000 L= 1.737
2.5 dCi	107	08/06→	➡	☑; → 12/10; Scheibenbremse	2	24.3727-1000.2 581000 L= 1.737
<b>RENAULT - MASTER II Pritsche/Fahrgestell (ED/HD/UD) 07/98→</b>						
 <b>Radbremszylinder</b>						
2.5 D	59	07/98→01/01	➡	☑; → 07/00		24.3223-1707.3 020435 BDX Ø 23,81 GG
2.8 dTI	84	07/98→10/01	➡	☑; → 07/00		24.3223-1708.3 020436 BDX Ø 23,81 GG
<b>Zubehörsatz, Bremsbacken</b>						
2.5 D	59	07/98→01/01	➡	→ 07/00		03.0137-9240.2 669240
2.8 dTI	84	07/98→10/01	➡			
 <b>Bremstrommel</b>						
2.5 D	59	07/98→01/01	➡	→ 07/00		24.0228-0002.1 480159 Ø 280,0 x 69,5 / 282
2.8 dTI	84	07/98→10/01	➡			
 <b>Bremsbackensatz</b>						
2.5 D	59	07/98→01/01	➡	→ 07/00		03.0137-0382.2 650382 Ø 280 x 65
2.8 dTI	84	07/98→10/01	➡			
 <b>Seilzug, Feststellbremse</b>						
2.2 dCi 90	66	09/00→	←	☑; → 08/06; Scheiben/Trommel	2	24.3727-0762.2 580762 L= 1.175
2.5 dCi 100 (ED4V, ED8V)	73	10/03→	➡	☑; → 08/06; Scheibenbremse	2	24.3727-1000.2 581000 L= 1.737
2.5 dCi 120	84	10/01→	➡	☑; → 08/06; Trommelbremse	2	24.3727-1072.2 581072 L= 1.420
3.0 dCi 120	85	06/05→				
3.0 dCi 140 (ED0S, UD0S)	100	10/03→				
3.0 dCi 160	115	06/05→				
2.5 D	59	07/98→01/01	←	☑; Scheiben/Trommel	2	24.3727-0762.2 580762 L= 1.175
2.8 dTI	84	07/98→10/01	➡	☑; Scheibenbremse	2	24.3727-1000.2 581000 L= 1.737
			➡	☑; Trommelbremse	2	24.3727-1072.2 581072 L= 1.420
2.5 dCi	74	08/06→	←	☑; → 12/10; Scheibenbremse	1	24.3727-0762.2 580762 L= 1.175
2.5 dCi	88	08/06→	➡	☑; → 12/10; Scheibenbremse	2	24.3727-1000.2 581000 L= 1.737
2.5 dCi	107	08/06→	➡	☑; → 12/10; Scheibenbremse	2	24.3727-1000.2 581000 L= 1.737
<b>RENAULT - MEGANE I (BA0/1_) 08/95→12/04</b>						
 <b>Radbremszylinder</b>						
1.4 16V (BA0D, BA1H, BA0W, BA10)	70	03/99→08/03	➡	→ 12/02; - ABS		24.3217-1705.3 020020 Ø 17,46 GG
1.9 dCi (BA05, BA1F)	75	02/01→08/03	➡	→ 12/02; + ABS / - ASR		24.3219-1728.3 020452 Ø 19,05 GG
			➡	→ 12/02; + ABS		24.3219-1728.3 020452 Ø 19,05 GG
1.4 e (BA0E, BA0V)	55	01/96→08/03	➡	→ 12/02		24.3217-1705.3 020020 Ø 17,46 GG
			➡	06/98→ 02/99; + ABS		24.3217-1705.3 020020 Ø 17,46 GG
			➡	06/98→ 12/02; - ABS		24.3217-1705.3 020020 Ø 17,46 GG
			➡	06/98→ 12/02; + ABS		24.3219-1728.3 020452 Ø 19,05 GG
1.4 Eco (BA0T)	52	01/96→03/99	➡			24.3217-1705.3 020020 Ø 17,46 GG
1.6 e (BA0F, BA0S)	66	01/96→03/99				
1.6 i (BA0L)	55	01/96→03/99				
1.9 dT	76	08/98→10/99				
2.0	85	05/98→05/01				
1.6 16V	81	11/01→12/04	➡	→ 12/02		24.3217-1705.3 020020 Ø 17,46 GG
			➡	→ 12/02; - ABS		24.3217-1705.3 020020 Ø 17,46 GG
			➡	→ 12/02; + ABS / - ASR		24.3219-1728.3 020452 Ø 19,05 GG
			➡	→ 12/02; + ABS		24.3219-1728.3 020452 Ø 19,05 GG
↓						











	kw				!#		
<b>RENAULT - MEGANE I (BA0/1_) 08/95→12/04</b>							
<b> Radbremszylinder</b>							
1.6 16V (BA04, BA0B, BA11, BA1J, BA16, BA19, BA1K, BA1V,... 1.6 LPG	79	03/99→08/02	➡			24.3217-1705.3 020020	Ø 17,46 GG
	80	10/00→08/02	➡	- ABS		24.3217-1705.3 020020	Ø 17,46 GG
			➡	+ ABS		24.3219-1728.3 020452	Ø 19,05 GG
			➡	+ ABS / - ASR		24.3219-1728.3 020452	Ø 19,05 GG
1.6 LPG	66	08/95→03/99	➡	01/96→		24.3217-1705.3 020020	Ø 17,46 GG
1.8 16V (BA06, BA12, BA1A, BA1M, BA1R)	85	01/01→08/03	➡	→ 12/02; + ABS / - ASR		24.3219-1728.3 020452	Ø 19,05 GG
1.9 D	69	04/96→02/01	➡	09/96→		24.3217-1705.3 020020	Ø 17,46 GG
1.9 DCi	77	03/99→08/03	➡	→ 12/02; - ABS		24.3217-1705.3 020020	Ø 17,46 GG
1.9 D Eco (BA0A, BA0U, BA0R)	47	01/96→08/03	➡	→ 12/02		24.3217-1705.3 020020	Ø 17,46 GG
			➡	06/98→ 12/02; - ABS		24.3217-1705.3 020020	Ø 17,46 GG
			➡	06/98→ 12/02; + ABS		24.3219-1728.3 020452	Ø 19,05 GG
1.9 dT (B/SA0K, B/SA0Y)	66	01/96→08/03	➡	→ 12/02		24.3217-1705.3 020020	Ø 17,46 GG
1.9 dTi (BA1U)	59	02/01→08/03					
1.9 TDI	69	09/96→08/03					
2.0 i	80	03/99→08/03					
2.0 i (BA0G)	84	01/96→08/03					
1.9 dTi (BA08, BA0N)	72	03/97→02/01	➡	→ 02/99; + ABS		24.3217-1705.3 020020	Ø 17,46 GG
			➡			24.3217-1705.3 020020	Ø 17,46 GG
			➡	- ABS		24.3217-1705.3 020020	Ø 17,46 GG
			➡	03/99→; + ABS		24.3219-1728.3 020452	Ø 19,05 GG
<b>Zubehörsatz, Bremsbacken</b>							
1.4 16V (BA0D, BA1H, BA0W, BA10)	70	03/99→08/03	➡	→ 12/02		03.0137-9125.2 669125	BDX
1.6 16V	81	11/01→12/04					
1.8 16V (BA06, BA12, BA1A, BA1M, BA1R)	85	01/01→08/03					
1.9 DCi	77	03/99→08/03					
1.9 dCi (BA05, BA1F)	75	02/01→08/03					
1.9 dT (B/SA0K, B/SA0Y)	66	01/96→08/03					
1.9 dTi (BA1U)	59	02/01→08/03					
1.9 TDI	69	09/96→08/03					
2.0 i	80	03/99→08/03					
2.0 i (BA0G)	84	01/96→08/03					
1.4 e (BA0E, BA0V)	55	01/96→08/03	➡	06/98→ 12/02		03.0137-9125.2 669125	BDX
1.9 D Eco (BA0A, BA0U, BA0R)	47	01/96→08/03	➡	→ 12/02		03.0137-9125.2 669125	BDX
1.4 Eco (BA0T)	52	01/96→03/99	➡			03.0137-9125.2 669125	BDX
1.6 16V (BA04, BA0B, BA11, BA1J, BA16, BA19, BA1K, BA1V,... 1.6 e (BA0F, BA0S)	79	03/99→08/02					
1.6 i (BA0L)	66	01/96→03/99					
1.6 LPG	55	01/96→03/99					
1.6 LPG	80	10/00→08/02					
1.9 dT	76	08/98→10/99					
1.9 dTi (BA08, BA0N)	72	03/97→02/01					
2.0	85	05/98→05/01					
1.6 LPG	66	08/95→03/99	➡	01/96→		03.0137-9125.2 669125	BDX
1.9 D	69	04/96→02/01	➡	09/96→		03.0137-9125.2 669125	BDX
<b> Bremstrommel</b>							
1.4 16V (BA0D, BA1H, BA0W, BA10)	70	03/99→08/03	➡	→ 12/02		24.0220-3021.1 480127	Ø 203,0 x 48 / 204,5 - RLG / - ABS Ring
1.4 e (BA0E, BA0V)	55	01/96→08/03					
1.6 16V	81	11/01→12/04					
1.8 16V (BA06, BA12, BA1A, BA1M, BA1R)	85	01/01→08/03					
1.9 DCi	77	03/99→08/03					
1.9 dCi (BA05, BA1F)	75	02/01→08/03					
1.9 D Eco (BA0A, BA0U, BA0R)	47	01/96→08/03					
1.9 dT (B/SA0K, B/SA0Y)	66	01/96→08/03					
1.9 dTi (BA1U)	59	02/01→08/03					
1.9 TDI	69	09/96→08/03					
2.0 i	80	03/99→08/03					
2.0 i (BA0G)	84	01/96→08/03					
1.4 Eco (BA0T)	52	01/96→03/99	➡			24.0220-3021.1 480127	Ø 203,0 x 48 / 204,5 - RLG / - ABS Ring
↓							







	kw				!#		
<b>RENAULT - MEGANE I (BA0/1_) 08/95→12/04</b>							
<b>Bremstrommel</b>							
1.6 16V (BA04, BA0B, BA11, BA1J, BA16, BA19, BA1K, BA1V,...	79	03/99→08/02	➔			24.0220-3021.1 480127	Ø 203,0 x 48 / 204,5 - RLG / - ABS Ring
1.6 e (BA0F, BA0S)	66	01/96→03/99					
1.6 i (BA0L)	55	01/96→03/99					
1.6 LPG	80	10/00→08/02					
1.9 dT	76	08/98→10/99					
1.9 dTi (BA08, BA0N)	72	03/97→02/01					
2.0	85	05/98→05/01					
1.6 LPG	66	08/95→03/99	➔	01/96→		24.0220-3021.1 480127	Ø 203,0 x 48 / 204,5 - RLG / - ABS Ring
1.9 D	69	04/96→02/01	➔	09/96→		24.0220-3021.1 480127	Ø 203,0 x 48 / 204,5 - RLG / - ABS Ring
<b>Bremsbackensatz</b>							
1.4 16V (BA0D, BA1H, BA0W, BA10)	70	03/99→08/03	➔	→ 12/02		03.0137-0335.2 650335	BDX Ø 203 x 39
1.9 dCi (BA05, BA1F)	75	02/01→08/03	➔	→ 12/02; - ABS		03.0520-3217.3 693217	BDX Ø 203 x 39 Ø 17,46 + RZ / + Zub TopKit
			➔	→ 12/02; + ABS / - ASR		03.0520-5019.3 695019	BDX Ø 203 x 39 Ø 19,05 + RZ / + Zub TopKit
			➔	→ 12/02; + ABS		03.0520-5019.3 695019	BDX Ø 203 x 39 Ø 19,05 + RZ / + Zub TopKit
1.4 e (BA0E, BA0V)	55	01/96→08/03	➔	→ 12/02		03.0137-0335.2 650335	BDX Ø 203 x 39
			➔	06/98→ 12/02		03.0137-0335.2 650335	BDX Ø 203 x 39
			➔	06/98→ 02/99; + ABS		03.0520-3217.3 693217	BDX Ø 203 x 39 Ø 17,46 + RZ / + Zub TopKit
			➔	06/98→ 12/02; - ABS		03.0520-3217.3 693217	BDX Ø 203 x 39 Ø 17,46 + RZ / + Zub TopKit
			➔	06/98→ 12/02; + ABS		03.0520-5019.3 695019	BDX Ø 203 x 39 Ø 19,05 + RZ / + Zub TopKit
1.4 Eco (BA0T)	52	01/96→03/99	➔			03.0137-0335.2 650335	BDX Ø 203 x 39
1.6 e (BA0F, BA0S)	66	01/96→03/99				03.0520-3217.3 693217	BDX Ø 203 x 39 Ø 17,46 + RZ / + Zub TopKit
1.6 i (BA0L)	55	01/96→03/99					
1.9 dT	76	08/98→10/99					
2.0	85	05/98→05/01					
1.6 16V	81	11/01→12/04	➔	→ 12/02		03.0137-0335.2 650335	BDX Ø 203 x 39
			➔	→ 12/02; - ABS		03.0520-3217.3 693217	BDX Ø 203 x 39 Ø 17,46 + RZ / + Zub TopKit
			➔	→ 12/02; + ABS / - ASR		03.0520-5019.3 695019	BDX Ø 203 x 39 Ø 19,05 + RZ / + Zub TopKit
			➔	→ 12/02; + ABS		03.0520-5019.3 695019	BDX Ø 203 x 39 Ø 19,05 + RZ / + Zub TopKit
1.6 16V (BA04, BA0B, BA11, BA1J, BA16, BA19, BA1K, BA1V,...	79	03/99→08/02	➔			03.0137-0335.2 650335	BDX Ø 203 x 39
1.6 LPG	80	10/00→08/02	➔	- ABS		03.0520-3217.3 693217	BDX Ø 203 x 39 Ø 17,46 + RZ / + Zub TopKit
			➔	+ ABS		03.0520-5019.3 695019	BDX Ø 203 x 39 Ø 19,05 + RZ / + Zub TopKit
			➔	+ ABS / - ASR		03.0520-5019.3 695019	BDX Ø 203 x 39 Ø 19,05 + RZ / + Zub TopKit
1.6 LPG	66	08/95→03/99	➔	01/96→		03.0137-0335.2 650335	BDX Ø 203 x 39
						03.0520-3217.3 693217	BDX Ø 203 x 39 Ø 17,46 + RZ / + Zub TopKit
1.8 16V (BA06, BA12, BA1A, BA1M, BA1R)	85	01/01→08/03	➔	→ 12/02		03.0137-0335.2 650335	BDX Ø 203 x 39
			➔	→ 12/02; + ABS / - ASR		03.0520-5019.3 695019	BDX Ø 203 x 39 Ø 19,05 + RZ / + Zub TopKit
1.9 D	69	04/96→02/01	➔	09/96→		03.0137-0335.2 650335	BDX Ø 203 x 39
						03.0520-3217.3 693217	BDX Ø 203 x 39 Ø 17,46 + RZ / + Zub TopKit
1.9 DCi	77	03/99→08/03	➔	→ 12/02		03.0137-0335.2 650335	BDX Ø 203 x 39
			➔	→ 12/02; - ABS		03.0520-3217.3 693217	BDX Ø 203 x 39 Ø 17,46 + RZ / + Zub TopKit
1.9 D Eco (BA0A, BA0U, BA0R)	47	01/96→08/03	➔	→ 12/02		03.0137-0335.2 650335	BDX Ø 203 x 39
						03.0520-3217.3 693217	BDX Ø 203 x 39 Ø 17,46 + RZ / + Zub TopKit
↓							

	kw				!#		
<b>RENAULT - MEGANE I (BA0/1_) 08/95→12/04</b>							
<b>Bremsbackensatz</b>							
1.9 D Eco (BA0A, BA0U, BA0R)	47	01/96→08/03	➡	06/98→ 12/02		<b>03.0137-0335.2 650335</b>	BDX Ø 203 x 39
			➡	06/98→ 12/02; - ABS		<b>03.0520-3217.3 693217</b>	BDX Ø 203 x 39 Ø 17,46 + RZ / + Zub TopKit
			➡	06/98→ 12/02; + ABS		<b>03.0520-5019.3 695019</b>	BDX Ø 203 x 39 Ø 19,05 + RZ / + Zub TopKit
1.9 dT (B/SA0K, B/SA0Y)	66	01/96→08/03	➡	→ 12/02		<b>03.0137-0335.2 650335</b>	BDX Ø 203 x 39
1.9 dTi (BA1U)	59	02/01→08/03				<b>03.0520-3217.3 693217</b>	BDX Ø 203 x 39 Ø 17,46 + RZ / + Zub TopKit
1.9 TDI	69	09/96→08/03					
2.0 i	80	03/99→08/03					
2.0 i (BA0G)	84	01/96→08/03					
1.9 dTi (BA08, BA0N)	72	03/97→02/01	➡			<b>03.0137-0335.2 650335</b>	BDX Ø 203 x 39
						<b>03.0520-3217.3 693217</b>	BDX Ø 203 x 39 Ø 17,46 + RZ / + Zub TopKit
			➡	→ 02/99; + ABS		<b>03.0520-3217.3 693217</b>	BDX Ø 203 x 39 Ø 17,46 + RZ / + Zub TopKit
			➡	- ABS		<b>03.0520-3217.3 693217</b>	BDX Ø 203 x 39 Ø 17,46 + RZ / + Zub TopKit
			➡	03/99→; + ABS		<b>03.0520-5019.3 695019</b>	BDX Ø 203 x 39 Ø 19,05 + RZ / + Zub TopKit
<b>Seilzug, Feststellbremse</b>							
1.4 16V (BA0D, BA1H, BA0W, BA10)	70	03/99→08/03	➡	☒; → 12/02; Trommelbremse	2	<b>24.3727-1050.2 581050</b>	L= 1.440
			➡	☒; → 12/02; Scheiben/Trommel	2	<b>24.3727-1057.2 581057</b>	L= 1.473
1.4 e (BA0E, BA0V)	55	01/96→08/03	➡	☒; → 12/02; Trommelbremse	2	<b>24.3727-1050.2 581050</b>	L= 1.440
1.4 Eco (BA0T)	52	01/96→03/99	➡	☒; Trommelbremse	2	<b>24.3727-1050.2 581050</b>	L= 1.440
1.6 e (BA0F, BA0S)	66	01/96→03/99					
1.6 i (BA0L)	55	01/96→03/99					
1.6 16V	81	11/01→12/04	➡	☒; → 12/02; für Fahrzeuge mit verstärktem Fahrwerk; Trommelbremse	2	<b>24.3727-1050.2 581050</b>	L= 1.440
			➡	☒; → 12/02; Scheiben/Trommel	2	<b>24.3727-1057.2 581057</b>	L= 1.473
			➡	☒; → 12/02; für Fahrzeuge ohne verstärktes Fahrwerk; Scheiben/Trommel	2	<b>24.3727-1057.2 581057</b>	L= 1.473
1.6 16V (BA04, BA0B, BA11, BA1J, BA16, BA19, BA1K, BA1V,...)	79	03/99→08/02	➡	☒; für Fahrzeuge mit verstärktem Fahrwerk; Trommelbremse	2	<b>24.3727-1050.2 581050</b>	L= 1.440
1.6 LPG	80	10/00→08/02	➡	☒; für Fahrzeuge ohne verstärktes Fahrwerk; Scheiben/Trommel	2	<b>24.3727-1057.2 581057</b>	L= 1.473
1.9 dTi (BA08, BA0N)	72	03/97→02/01	➡	☒; Scheiben/Trommel	2	<b>24.3727-1057.2 581057</b>	L= 1.473
1.6 LPG	66	08/95→03/99	➡	☒; 01/96→; Trommelbremse	2	<b>24.3727-1050.2 581050</b>	L= 1.440
1.9 D	69	04/96→02/01	➡	☒; 09/96→; Scheiben/Trommel	2	<b>24.3727-1057.2 581057</b>	L= 1.473
1.9 DCi	77	03/99→08/03	➡	☒; → 12/02; Scheiben/Trommel	2	<b>24.3727-1057.2 581057</b>	L= 1.473
1.9 dCi (BA05, BA1F)	75	02/01→08/03					
1.9 dT (B/SA0K, B/SA0Y)	66	01/96→08/03					
1.9 TDI	69	09/96→08/03					
2.0 i	80	03/99→08/03					
1.9 D Eco (BA0A, BA0U, BA0R)	47	01/96→08/03	➡	☒; → 12/02; für Fahrzeuge mit verstärktem Fahrwerk; Trommelbremse	2	<b>24.3727-1050.2 581050</b>	L= 1.440
			➡	☒; → 12/02; Trommelbremse	2	<b>24.3727-1050.2 581050</b>	L= 1.440
			➡	☒; 06/98→ 12/02; Trommelbremse	2	<b>24.3727-1050.2 581050</b>	L= 1.440
			➡	☒; → 12/02; Scheiben/Trommel	2	<b>24.3727-1057.2 581057</b>	L= 1.473
1.9 dT	76	08/98→10/99	➡	☒; Scheiben/Trommel	2	<b>24.3727-1057.2 581057</b>	L= 1.473
1.9 dTi (BA1U)	59	02/01→08/03	➡	☒; → 12/02; für Fahrzeuge ohne verstärktes Fahrwerk; Scheiben/Trommel	2	<b>24.3727-1057.2 581057</b>	L= 1.473
2.0 i (BA0G)	84	01/96→08/03	➡	☒; → 12/02; für Fahrzeuge mit verstärktem Fahrwerk; Trommelbremse	2	<b>24.3727-1050.2 581050</b>	L= 1.440
			➡	☒; → 12/02; für Fahrzeuge ohne verstärktes Fahrwerk; Scheiben/Trommel	2	<b>24.3727-1057.2 581057</b>	L= 1.473







	kw				!#		
<b>RENAULT - MEGANE I Cabriolet (EA0/1_) 10/96→08/03</b>							
 <b>Radbremsszylinder</b>							
1.4 16V (EA0D, EA1H, EA0W, EA10)	70	03/99→08/03	➡	- ABS		24.3217-1705.3 020020	Ø 17,46 GG
1.6 16V (EA04, EA0B, EA11, EA1J)	79	03/99→07/03	➡	10/00→; + ABS / - ASR		24.3219-1728.3 020452	Ø 19,05 GG
			➡	+ ABS		24.3219-1728.3 020452	Ø 19,05 GG
1.6 e (EA0F)	66	10/96→03/99	➡			24.3217-1705.3 020020	Ø 17,46 GG
2.0 (EA0G)	84	04/97→08/03					
2.0 i (EA0G)	80	03/99→08/03					
<b>Zubehörsatz, Bremsbacken</b>							
1.4 16V (EA0D, EA1H, EA0W, EA10)	70	03/99→08/03	➡			03.0137-9125.2 669125	BDX
1.6 16V (EA04, EA0B, EA11, EA1J)	79	03/99→07/03	➡	10/00→		03.0137-9125.2 669125	BDX
1.6 e (EA0F)	66	10/96→03/99	➡			03.0137-9125.2 669125	BDX
2.0 (EA0G)	84	04/97→08/03					
2.0 i (EA0G)	80	03/99→08/03					
 <b>Bremstrommel</b>							
1.4 16V (EA0D, EA1H, EA0W, EA10)	70	03/99→08/03	➡			24.0220-3021.1 480127	Ø 203,0 x 48 / 204,5 - RLG / - ABS Ring
1.6 16V (EA04, EA0B, EA11, EA1J)	79	03/99→07/03					
1.6 e (EA0F)	66	10/96→03/99					
2.0 (EA0G)	84	04/97→08/03					
2.0 i (EA0G)	80	03/99→08/03					
 <b>Bremsbackensatz</b>							
1.4 16V (EA0D, EA1H, EA0W, EA10)	70	03/99→08/03	➡	10/00→		03.0137-0335.2 650335	BDX Ø 203 x 39
1.6 16V (EA04, EA0B, EA11, EA1J)	79	03/99→07/03	➡			03.0137-0335.2 650335	BDX Ø 203 x 39
			➡	- ABS		03.0520-3217.3 693217	BDX Ø 203 x 39 Ø 17,46 + RZ / + Zub TopKit
			➡	+ ABS		03.0520-5019.3 695019	BDX Ø 203 x 39 Ø 19,05 + RZ / + Zub TopKit
			➡	10/00→; + ABS / - ASR		03.0520-5019.3 695019	BDX Ø 203 x 39 Ø 19,05 + RZ / + Zub TopKit
1.6 e (EA0F)	66	10/96→03/99	➡			03.0137-0335.2 650335	BDX Ø 203 x 39
2.0 (EA0G)	84	04/97→08/03				03.0520-3217.3 693217	BDX Ø 203 x 39 Ø 17,46 + RZ / + Zub TopKit
2.0 i (EA0G)	80	03/99→08/03					
 <b>Seilzug, Feststellbremse</b>							
1.4 16V (EA0D, EA1H, EA0W, EA10)	70	03/99→08/03	➡	↓; Scheiben/Trommel	2	24.3727-1054.2 581054	L= 1.367
1.6 16V (EA04, EA0B, EA11, EA1J)	79	03/99→07/03					
1.6 e (EA0F)	66	10/96→03/99					
2.0 (EA0G)	84	04/97→08/03					
2.0 i (EA0G)	80	03/99→08/03					
<b>RENAULT - MEGANE I Classic (LA0/1_) 09/96→08/08</b>							
 <b>Radbremsszylinder</b>							
1.4 (LA0E, LA0V)	55	09/96→08/03	➡	04/98→ 12/02; - ABS		24.3217-1705.3 020020	Ø 17,46 GG
			➡	04/98→ 02/99; + ABS		24.3217-1705.3 020020	Ø 17,46 GG
			➡	→ 12/02		24.3217-1705.3 020020	Ø 17,46 GG
			➡	03/99→ 12/02; + ABS		24.3219-1728.3 020452	Ø 19,05 GG
1.4 16V (LA0D, LA1H, LA0W, LA10)	70	03/99→08/03	➡	→ 12/02; - ABS		24.3217-1705.3 020020	Ø 17,46 GG
			➡	→ 12/02; + ABS / - ASR		24.3219-1728.3 020452	Ø 19,05 GG
			➡	→ 12/02; + ABS		24.3219-1728.3 020452	Ø 19,05 GG
1.6	64	02/00→09/00	➡			24.3217-1705.3 020020	Ø 17,46 GG
1.6 e (LA0F, LA0S)	66	09/96→03/99					
1.6 i (LA0L)	55	09/96→03/99					
1.9 dT	76	08/98→10/99					
1.6 16V	81	09/99→12/01	➡			24.3217-1705.3 020020	Ø 17,46 GG
			➡	- ABS		24.3217-1705.3 020020	Ø 17,46 GG
			➡	+ ABS		24.3219-1728.3 020452	Ø 19,05 GG
1.6 16V (LA00, LA04, LA0B, LA11, LA16, LA19, LA1J, LA1K,...)	79	03/99→07/03	➡	→ 12/02; - ABS		24.3217-1705.3 020020	Ø 17,46 GG
			➡	09/99→ 12/02		24.3217-1705.3 020020	Ø 17,46 GG
			➡	→ 12/02; + ABS		24.3219-1728.3 020452	Ø 19,05 GG
↓							












	kw				!#		
<b>RENAULT - MEGANE I Classic (LA0/1 ) 09/96→08/08</b>							
<b> Radbremszylinder</b>							
1.8 16V (LA06, LA12, LA1A, LA1M, LA1R)	85	01/01→08/03	➡	→ 12/02; + ABS / - ASR		24.3219-1728.3 020452	Ø 19,05 GG
1.9 D (LA0A, LA0U, LA0R)	47	09/96→08/03	➡	→ 12/02		24.3217-1705.3 020020	Ø 17,46 GG
1.9 dT (LA0K, LA0Y)	66	09/96→08/03					
1.9 dCi (LA05, LA1F)	75	02/01→08/03	➡	→ 12/02; - ABS		24.3217-1705.3 020020	Ø 17,46 GG
1.9 dTi (LA1U)	59	02/01→08/03	➡	→ 12/02; + ABS		24.3219-1728.3 020452	Ø 19,05 GG
1.9 dCi (LA05)	77	03/99→07/03	➡	- ABS		24.3217-1705.3 020020	Ø 17,46 GG
2.0 RT	112	10/96→02/99	➡	+ ABS		24.3219-1728.3 020452	Ø 19,05 GG
1.9 dTi (LA08, LA0N)	72	03/97→02/01	➡	→ 02/99; + ABS		24.3217-1705.3 020020	Ø 17,46 GG
			➡	- ABS		24.3217-1705.3 020020	Ø 17,46 GG
			➡	+ ABS		24.3219-1728.3 020452	Ø 19,05 GG
			➡	03/99→; + ABS		24.3219-1728.3 020452	Ø 19,05 GG
1.9 TDI	69	09/96→08/03	➡	→ 12/02		24.3220-1711.3 020409	TRW Ø 20,64 GG
2.0 i (LA07, LA0G)	84	09/96→08/03	➡	→ 12/02; - ABS		24.3217-1705.3 020020	Ø 17,46 GG
			➡	→ 12/02		24.3217-1705.3 020020	Ø 17,46 GG
			➡	→ 02/99; + ABS		24.3217-1705.3 020020	Ø 17,46 GG
			➡	03/99→ 12/02; + ABS		24.3219-1728.3 020452	Ø 19,05 GG
<b>Zubehörsatz, Bremsbacken</b>							
1.4 (LA0E, LA0V)	55	09/96→08/03	➡	→ 12/02		03.0137-9125.2 669125	BDX
			➡	04/98→ 12/02		03.0137-9125.2 669125	BDX
1.4 16V (LA0D, LA1H, IA0W, LA10)	70	03/99→08/03	➡	→ 12/02		03.0137-9125.2 669125	BDX
1.8 16V (LA06, LA12, LA1A, LA1M, LA1R)	85	01/01→08/03					
1.9 D (LA0A, LA0U, LA0R)	47	09/96→08/03					
1.9 dCi (LA05, LA1F)	75	02/01→08/03					
1.9 dT (LA0K, LA0Y)	66	09/96→08/03					
1.9 dTi (LA1U)	59	02/01→08/03					
2.0 i (LA07, LA0G)	84	09/96→08/03					
1.6	64	02/00→09/00	➡			03.0137-9125.2 669125	BDX
1.6 16V	81	09/99→12/01					
1.6 e (LA0F, LA0S)	66	09/96→03/99					
1.6 i (LA0L)	55	09/96→03/99					
1.9 dCi (LA05)	77	03/99→07/03					
1.9 dT	76	08/98→10/99					
1.9 dTi (LA08, LA0N)	72	03/97→02/01					
2.0 RT	112	10/96→02/99					
1.6 16V (LA00, LA04, LA0B, LA11, LA16, LA19, LA1J, LA1K,...)	79	03/99→07/03	➡	→ 12/02		03.0137-9125.2 669125	BDX
			➡	09/99→ 12/02		03.0137-9125.2 669125	BDX
<b> Bremstrommel</b>							
1.4 (LA0E, LA0V)	55	09/96→08/03	➡	→ 12/02		24.0220-3021.1 480127	Ø 203,0 x 48 / 204,5 - RLG / - ABS Ring
1.4 16V (LA0D, LA1H, IA0W, LA10)	70	03/99→08/03					
1.6 16V (LA00, LA04, LA0B, LA11, LA16, LA19, LA1J, LA1K,...)	79	03/99→07/03					
1.9 D (LA0A, LA0U, LA0R)	47	09/96→08/03					
1.9 dCi (LA05, LA1F)	75	02/01→08/03					
1.9 dT (LA0K, LA0Y)	66	09/96→08/03					
1.9 dTi (LA1U)	59	02/01→08/03					
2.0 i (LA07, LA0G)	84	09/96→08/03					
1.6	64	02/00→09/00	➡			24.0220-3021.1 480127	Ø 203,0 x 48 / 204,5 - RLG / - ABS Ring
1.6 16V	81	09/99→12/01					
1.6 e (LA0F, LA0S)	66	09/96→03/99					
1.6 i (LA0L)	55	09/96→03/99					
1.9 dCi (LA05)	77	03/99→07/03					
1.9 dT	76	08/98→10/99					
1.9 dTi (LA08, LA0N)	72	03/97→02/01					
2.0	85	05/98→05/01					
2.0 RT	112	10/96→02/99					
1.8 16V (LA06, LA12, LA1A, LA1M, LA1R)	85	01/01→08/03	➡	→ 12/01		24.0220-3021.1 480127	Ø 203,0 x 48 / 204,5 - RLG / - ABS Ring
			➡	→ 12/02		24.0220-3021.1 480127	Ø 203,0 x 48 / 204,5 - RLG / - ABS Ring
↓							
























	kw				!#		
<b>RENAULT - MEGANE I Classic (LA0/1 ) 09/96→08/08</b>							
<b>Bremsbackensatz</b>							
1.4 (LA0E, LA0V)	55	09/96→08/03	➔	→ 12/02		<b>03.0137-0335.2 650335</b>	BDX Ø 203 x 39
			➔	→ 12/02; - ABS		<b>03.0520-3217.3 693217</b>	BDX Ø 203 x 39 Ø 17,46 + RZ / + Zub TopKit
			➔	04/98→ 12/02		<b>03.0137-0335.2 650335</b>	BDX Ø 203 x 39
			➔	04/98→ 02/99; + ABS		<b>03.0520-3217.3 693217</b>	BDX Ø 203 x 39 Ø 17,46 + RZ / + Zub TopKit
			➔	04/98→ 12/02; - ABS		<b>03.0520-3217.3 693217</b>	BDX Ø 203 x 39 Ø 17,46 + RZ / + Zub TopKit
1.4 16V (LA0D, LA1H, IA0W, LA10)	70	03/99→08/03	➔	→ 12/02		<b>03.0137-0335.2 650335</b>	BDX Ø 203 x 39
			➔	→ 12/02; - ABS		<b>03.0520-3217.3 693217</b>	BDX Ø 203 x 39 Ø 17,46 + RZ / + Zub TopKit
			➔	→ 12/02; + ABS / - ASR		<b>03.0520-5019.3 695019</b>	BDX Ø 203 x 39 Ø 19,05 + RZ / + Zub TopKit
			➔	→ 12/02; + ABS		<b>03.0520-5019.3 695019</b>	BDX Ø 203 x 39 Ø 19,05 + RZ / + Zub TopKit
1.6 1.6 e (LA0F, LA0S) 1.6 i (LA0L) 1.9 dT	64 66 55 76	02/00→09/00 09/96→03/99 09/96→03/99 08/98→10/99	➔			<b>03.0137-0335.2 650335</b>	BDX Ø 203 x 39
						<b>03.0520-3217.3 693217</b>	BDX Ø 203 x 39 Ø 17,46 + RZ / + Zub TopKit
1.6 16V	81	09/99→12/01	➔			<b>03.0137-0335.2 650335</b>	BDX Ø 203 x 39
			➔	- ABS		<b>03.0520-3217.3 693217</b>	BDX Ø 203 x 39 Ø 17,46 + RZ / + Zub TopKit
			➔	+ ABS		<b>03.0520-5019.3 695019</b>	BDX Ø 203 x 39 Ø 19,05 + RZ / + Zub TopKit
1.6 16V (LA00, LA04, LA0B, LA11, LA16, LA19, LA1J, LA1K,...)	79	03/99→07/03	➔	→ 12/02		<b>03.0137-0335.2 650335</b>	BDX Ø 203 x 39
			➔	09/99→ 12/02		<b>03.0137-0335.2 650335</b>	BDX Ø 203 x 39
			➔	→ 12/02; - ABS		<b>03.0520-3217.3 693217</b>	BDX Ø 203 x 39 Ø 17,46 + RZ / + Zub TopKit
			➔	→ 12/02; + ABS		<b>03.0520-5019.3 695019</b>	BDX Ø 203 x 39 Ø 19,05 + RZ / + Zub TopKit
1.8 16V (LA06, LA12, LA1A, LA1M, LA1R)	85	01/01→08/03	➔	→ 12/02		<b>03.0137-0335.2 650335</b>	BDX Ø 203 x 39
			➔	→ 12/02; + ABS / - ASR		<b>03.0520-5019.3 695019</b>	BDX Ø 203 x 39 Ø 19,05 + RZ / + Zub TopKit
1.9 D (LA0A, LA0U, LA0R) 1.9 dT (LA0K, LA0Y)	47 66	09/96→08/03 09/96→08/03	➔	→ 12/02		<b>03.0137-0335.2 650335</b>	BDX Ø 203 x 39
						<b>03.0520-3217.3 693217</b>	BDX Ø 203 x 39 Ø 17,46 + RZ / + Zub TopKit
1.9 dCi (LA05, LA1F) 1.9 dTi (LA1U)	75 59	02/01→08/03 02/01→08/03	➔	→ 12/02		<b>03.0137-0335.2 650335</b>	BDX Ø 203 x 39
			➔	→ 12/02; - ABS		<b>03.0520-3217.3 693217</b>	BDX Ø 203 x 39 Ø 17,46 + RZ / + Zub TopKit
			➔	→ 12/02; + ABS		<b>03.0520-5019.3 695019</b>	BDX Ø 203 x 39 Ø 19,05 + RZ / + Zub TopKit
1.9 dCi (LA05)	77	03/99→07/03	➔			<b>03.0137-0335.2 650335</b>	BDX Ø 203 x 39
			➔	- ABS		<b>03.0520-3217.3 693217</b>	BDX Ø 203 x 39 Ø 17,46 + RZ / + Zub TopKit
			➔	+ ABS		<b>03.0520-5019.3 695019</b>	BDX Ø 203 x 39 Ø 19,05 + RZ / + Zub TopKit
1.9 dTi (LA08, LA0N)	72	03/97→02/01	➔			<b>03.0137-0335.2 650335</b>	BDX Ø 203 x 39
			➔	→ 02/99; + ABS		<b>03.0520-3217.3 693217</b>	BDX Ø 203 x 39 Ø 17,46 + RZ / + Zub TopKit
			➔	- ABS		<b>03.0520-3217.3 693217</b>	BDX Ø 203 x 39 Ø 17,46 + RZ / + Zub TopKit
			➔	+ ABS		<b>03.0520-5019.3 695019</b>	BDX Ø 203 x 39 Ø 19,05 + RZ / + Zub TopKit
			➔	03/99→; + ABS		<b>03.0520-5019.3 695019</b>	BDX Ø 203 x 39 Ø 19,05 + RZ / + Zub TopKit
2.0 i (LA07, LA0G)	84	09/96→08/03	➔	→ 12/02		<b>03.0137-0335.2 650335</b>	BDX Ø 203 x 39
			➔	→ 12/02; - ABS		<b>03.0520-3217.3 693217</b>	BDX Ø 203 x 39 Ø 17,46 + RZ / + Zub TopKit
↓							























	kw				!#		
<b>RENAULT - MEGANE I Classic (LA0/1 ) 09/96→08/08</b>							
<b>Brmsbackensatz</b>							
2.0 i (LA07, LA0G)	84	09/96→08/03	➔	→ 02/99; + ABS		03.0520-3217.3 693217	BDX Ø 203 x 39 Ø 17,46 + RZ / + Zub TopKit
			➔	03/99→ 12/02; + ABS		03.0520-5019.3 695019	BDX Ø 203 x 39 Ø 19,05 + RZ / + Zub TopKit
2.0 RT	112	10/96→02/99	➔			03.0137-0335.2 650335	BDX Ø 203 x 39
<b>Seilzug, Feststellbremse</b>							
1.4 (LA0E, LA0V)	55	09/96→08/03	➔	⏏; → 12/02; für Fahrzeuge mit verstärktem Fahrwerk; Trommelbremse	2	24.3727-1050.2 581050	L= 1.440
			➔	⏏; 04/98→ 12/02; Scheiben/Trommel	2	24.3727-1057.2 581057	L= 1.473
			➔	⏏; → 12/02; für Fahrzeuge ohne verstärktes Fahrwerk; Scheiben/Trommel	2	24.3727-1057.2 581057	L= 1.473
1.4 16V (LA0D, LA1H, IA0W, LA10)	70	03/99→08/03	➔	⏏; → 12/02; für Fahrzeuge mit verstärktem Fahrwerk; Trommelbremse	2	24.3727-1050.2 581050	L= 1.440
			➔	⏏; → 12/02; Scheiben/Trommel	2	24.3727-1057.2 581057	L= 1.473
			➔	⏏; → 12/02; für Fahrzeuge ohne verstärktes Fahrwerk; Scheiben/Trommel	2	24.3727-1057.2 581057	L= 1.473
1.6	64	02/00→09/00	➔	⏏; Trommelbremse	2	24.3727-1050.2 581050	L= 1.440
1.6 16V	81	09/99→12/01	➔	⏏; für Fahrzeuge mit verstärktem Fahrwerk; Trommelbremse	2	24.3727-1050.2 581050	L= 1.440
			➔	⏏; Trommelbremse	2	24.3727-1050.2 581050	L= 1.440
			➔	⏏; Scheiben/Trommel	2	24.3727-1057.2 581057	L= 1.473
			➔	⏏; für Fahrzeuge ohne verstärktes Fahrwerk; Scheiben/Trommel	2	24.3727-1057.2 581057	L= 1.473
1.6 16V (LA00, LA04, LA0B, LA11, LA16, LA19, LA1J, LA1K,...)	79	03/99→07/03	➔	⏏; 09/99→ 12/02; Trommelbremse	2	24.3727-1050.2 581050	L= 1.440
			➔	⏏; → 12/02; für Fahrzeuge mit verstärktem Fahrwerk; Trommelbremse	2	24.3727-1050.2 581050	L= 1.440
			➔	⏏; → 12/02; für Fahrzeuge ohne verstärktes Fahrwerk; Scheiben/Trommel	2	24.3727-1057.2 581057	L= 1.473
			➔	⏏; → 12/02; Scheiben/Trommel	2	24.3727-1057.2 581057	L= 1.473
1.6 e (LA0F, LA0S)	66	09/96→03/99	➔	⏏; Trommelbremse	2	24.3727-1050.2 581050	L= 1.440
			➔	⏏; für Fahrzeuge mit verstärktem Fahrwerk; Trommelbremse	2	24.3727-1050.2 581050	L= 1.440
			➔	⏏; für Fahrzeuge ohne verstärktes Fahrwerk; Scheiben/Trommel	2	24.3727-1057.2 581057	L= 1.473
1.6 i (LA0L)	55	09/96→03/99	➔	⏏; Scheiben/Trommel	2	24.3727-1057.2 581057	L= 1.473
1.9 dT	76	08/98→10/99	➔				
1.8 16V (LA06, LA12, LA1A, LA1M, LA1R)	85	01/01→08/03	➔	⏏; → 12/02; Scheiben/Trommel	2	24.3727-1057.2 581057	L= 1.473
1.9 dT (LA0K, LA0Y)	66	09/96→08/03	➔				
1.9 D (LA0A, LA0U, LA0R)	47	09/96→08/03	➔	⏏; → 12/02; für Fahrzeuge mit verstärktem Fahrwerk; Trommelbremse	2	24.3727-1050.2 581050	L= 1.440
1.9 dTi (LA1U)	59	02/01→08/03	➔	⏏; → 12/02; für Fahrzeuge ohne verstärktes Fahrwerk; Scheiben/Trommel	2	24.3727-1057.2 581057	L= 1.473
1.9 dTi (LA08, LA0N)	72	03/97→02/01	➔	⏏; für Fahrzeuge mit verstärktem Fahrwerk; Trommelbremse	2	24.3727-1050.2 581050	L= 1.440
			➔	⏏; für Fahrzeuge ohne verstärktes Fahrwerk; Scheiben/Trommel	2	24.3727-1057.2 581057	L= 1.473
			➔	⏏; Scheiben/Trommel	2	24.3727-1057.2 581057	L= 1.473
1.9 TDI	69	09/96→08/03	➔	⏏; → 12/02; Scheiben/Trommel	2	24.3727-1063.2 581063	L= 1.456
2.0 i (LA07, LA0G)	84	09/96→08/03	➔	⏏; → 12/02; Trommelbremse	2	24.3727-1050.2 581050	L= 1.440
			➔	⏏; → 12/02; Scheiben/Trommel	2	24.3727-1057.2 581057	L= 1.473
2.0 RT	112	10/96→02/99	➔	⏏; für Fahrzeuge mit verstärktem Fahrwerk; Trommelbremse	2	24.3727-1050.2 581050	L= 1.440
↓							

	kw					!#		
<b>RENAULT - MEGANE I Classic (LA0/1_) 09/96→08/08</b>								
 <b>Seilzug, Feststellbremse</b>								
2.0 RT	112	10/96→02/99	➔	☑;	für Fahrzeuge ohne verstärktes Fahrwerk; Scheiben/Trommel		2	24.3727-1057.2 581057 L= 1.473
<b>RENAULT - MEGANE I Coach (DA0/1_) 03/96→08/03</b>								
 <b>Radbremszylinder</b>								
1.4 16V (DA0D, DA1H, DA0W, DA10)	70	03/99→07/03	➔	→ 02/03; - ABS			24.3217-1705.3 020020	Ø 17,46 GG
1.6 16V (DA0B, DA04, DA11)	79	03/99→07/03	➔	10/00→ 02/03; + ABS / - ASR			24.3219-1728.3 020452	Ø 19,05 GG
			➔	→ 02/03; + ABS			24.3219-1728.3 020452	Ø 19,05 GG
1.6 e (DA0F)	66	03/96→03/99	➔				24.3217-1705.3 020020	Ø 17,46 GG
1.9 dCi (DA05, DA1F)	75	02/01→08/03	➔	→ 02/03; - ABS			24.3217-1705.3 020020	Ø 17,46 GG
			➔	→ 02/03; + ABS / - ASR			24.3219-1728.3 020452	Ø 19,05 GG
			➔	→ 02/03; + ABS			24.3219-1728.3 020452	Ø 19,05 GG
1.9 dTi (DA0N)	72	03/97→02/01	➔	03/99→; - ABS			24.3217-1705.3 020020	Ø 17,46 GG
			➔	05/97→ 02/99			24.3217-1705.3 020020	Ø 17,46 GG
			➔	03/99→; + ABS			24.3219-1728.3 020452	Ø 19,05 GG
2.0 i	80	03/99→08/03	➔	→ 02/03			24.3217-1705.3 020020	Ø 17,46 GG
2.0 i (DA0G)	84	03/96→08/03	➔					
<b>Zubehörsatz, Bremsbacken</b>								
1.4 16V (DA0D, DA1H, DA0W, DA10)	70	03/99→07/03	➔	10/00→ 02/03			03.0137-9125.2 669125	BDX
1.6 16V (DA0B, DA04, DA11)	79	03/99→07/03	➔	→ 02/03			03.0137-9125.2 669125	BDX
1.6 e (DA0F)	66	03/96→03/99	➔				03.0137-9125.2 669125	BDX
1.9 dCi (DA05, DA1F)	75	02/01→08/03	➔	→ 02/03			03.0137-9125.2 669125	BDX
2.0 i	80	03/99→08/03	➔					
2.0 i (DA0G)	84	03/96→08/03	➔					
1.9 dTi (DA0N)	72	03/97→02/01	➔	05/97→			03.0137-9125.2 669125	BDX
 <b>Bremstrommel</b>								
1.4 16V (DA0D, DA1H, DA0W, DA10)	70	03/99→07/03	➔	10/00→ 02/03			24.0220-3021.1 480127	Ø 203,0 x 48 / 204,5 - RLG / - ABS Ring
			➔	→ 02/03			24.0220-3021.1 480127	Ø 203,0 x 48 / 204,5 - RLG / - ABS Ring
1.6 16V (DA0B, DA04, DA11)	79	03/99→07/03	➔	→ 02/03			24.0220-3021.1 480127	Ø 203,0 x 48 / 204,5 - RLG / - ABS Ring
1.9 dCi (DA05, DA1F)	75	02/01→08/03	➔					
2.0 i	80	03/99→08/03	➔					
2.0 i (DA0G)	84	03/96→08/03	➔					
1.6 e (DA0F)	66	03/96→03/99	➔				24.0220-3021.1 480127	Ø 203,0 x 48 / 204,5 - RLG / - ABS Ring
1.9 dTi (DA0N)	72	03/97→02/01	➔	05/97→			24.0220-3021.1 480127	Ø 203,0 x 48 / 204,5 - RLG / - ABS Ring
 <b>Bremssackensatz</b>								
1.4 16V (DA0D, DA1H, DA0W, DA10)	70	03/99→07/03	➔	→ 02/03			03.0137-0335.2 650335	BDX Ø 203 x 39
1.6 16V (DA0B, DA04, DA11)	79	03/99→07/03	➔	10/00→ 02/03			03.0137-0335.2 650335	BDX Ø 203 x 39
			➔	→ 02/03; - ABS			03.0520-3217.3 693217	BDX Ø 203 x 39 Ø 17,46 + RZ / + Zub TopKit
			➔	10/00→ 02/03; + ABS / - ASR			03.0520-5019.3 695019	BDX Ø 203 x 39 Ø 19,05 + RZ / + Zub TopKit
			➔	→ 02/03; + ABS			03.0520-5019.3 695019	BDX Ø 203 x 39 Ø 19,05 + RZ / + Zub TopKit
1.6 e (DA0F)	66	03/96→03/99	➔				03.0137-0335.2 650335	BDX Ø 203 x 39
			➔				03.0520-3217.3 693217	BDX Ø 203 x 39 Ø 17,46 + RZ / + Zub TopKit
1.9 dCi (DA05, DA1F)	75	02/01→08/03	➔	→ 02/03			03.0137-0335.2 650335	BDX Ø 203 x 39
			➔	→ 02/03; - ABS			03.0520-3217.3 693217	BDX Ø 203 x 39 Ø 17,46 + RZ / + Zub TopKit
			➔	→ 02/03; + ABS / - ASR			03.0520-5019.3 695019	BDX Ø 203 x 39 Ø 19,05 + RZ / + Zub TopKit
			➔	→ 02/03; + ABS			03.0520-5019.3 695019	BDX Ø 203 x 39 Ø 19,05 + RZ / + Zub TopKit
1.9 dTi (DA0N)	72	03/97→02/01	➔	05/97→			03.0137-0335.2 650335	BDX Ø 203 x 39
↓								











	kw				!#		
<b>RENAULT - MEGANE I Coach (DA0/1_) 03/96→08/03</b>							
<b> Bremsbackensatz</b>							
1.9 dTi (DA0N)	72	03/97→02/01	➔	03/99→; - ABS		03.0520-3217.3 693217	BDX Ø 203 x 39 Ø 17,46 + RZ / + Zub TopKit
			➔	05/97→ 02/99		03.0520-3217.3 693217	BDX Ø 203 x 39 Ø 17,46 + RZ / + Zub TopKit
			➔	03/99→; + ABS		03.0520-5019.3 695019	BDX Ø 203 x 39 Ø 19,05 + RZ / + Zub TopKit
2.0 i	80	03/99→08/03	➔	→ 02/03		03.0137-0335.2 650335	BDX Ø 203 x 39
2.0 i (DA0G)	84	03/96→08/03				03.0520-3217.3 693217	BDX Ø 203 x 39 Ø 17,46 + RZ / + Zub TopKit
<b> Seilzug, Feststellbremse</b>							
1.4 16V (DA0D, DA1H, DA0W, DA10)	70	03/99→07/03	➔	⏴; 10/00→ 02/03; Scheiben/Trommel	2	24.3727-1054.2 581054	L= 1.367
1.6 16V (DA0B, DA04, DA11)	79	03/99→07/03	➔	⏴; → 02/03; Scheiben/Trommel	2	24.3727-1054.2 581054	L= 1.367
1.9 dCi (DA05, DA1F)	75	02/01→08/03					
2.0 i	80	03/99→08/03					
2.0 i (DA0G)	84	03/96→08/03					
1.9 dTi (DA0N)	72	03/97→02/01	➔	⏴; 05/97→; Scheiben/Trommel	2	24.3727-1054.2 581054	L= 1.367
<b>RENAULT - MEGANE I Grandtour (KA0/1_) 03/99→08/03</b>							
<b> Radbremszylinder</b>							
1.4 16V (KA0D, KA1H, KA0W, KA10)	70	03/99→08/03	➔			24.3220-1711.3 020409	TRW Ø 20,64 GG
1.4 e (KA0V)	55	03/99→08/03					
1.6 e (KA0F)	66	03/99→08/03					
1.9 D (KA0J, KA0R)	47	04/99→08/03					
1.6 16V (KA0B, KA04, KA11)	79	03/99→08/03	➔	→ 06/99		24.3220-1711.3 020409	TRW Ø 20,64 GG
1.9 dTi (KA0N)	72	03/99→02/01					
<b>Zubehörsatz, Bremsbacken</b>							
1.4 16V (KA0D, KA1H, KA0W, KA10)	70	03/99→08/03	➔			03.0137-9220.2 669220	TRW
1.4 e (KA0V)	55	03/99→08/03					
1.6 e (KA0F)	66	03/99→08/03					
1.9 D (KA0J, KA0R)	47	04/99→08/03					
1.6 16V (KA0B, KA04, KA11)	79	03/99→08/03	➔	→ 06/99		03.0137-9220.2 669220	TRW
1.9 dTi (KA0N)	72	03/99→02/01					
<b> Bremstrommel</b>							
1.4 16V (KA0D, KA1H, KA0W, KA10)	70	03/99→08/03	➔			24.0222-8019.2 480087	Ø 229,0 x 52,5 / 229,5
1.4 e (KA0V)	55	03/99→08/03					
1.6 e (KA0F)	66	03/99→08/03					
1.9 D (KA0J, KA0R)	47	04/99→08/03					
1.6 16V (KA0B, KA04, KA11)	79	03/99→08/03	➔	→ 06/99		24.0222-8019.2 480087	Ø 229,0 x 52,5 / 229,5
1.9 dTi (KA0N)	72	03/99→02/01					
<b> Bremsbackensatz</b>							
1.4 16V (KA0D, KA1H, KA0W, KA10)	70	03/99→08/03	➔			03.0137-0336.2 650336	TRW Ø 229 x 42 + HEB
1.4 e (KA0V)	55	03/99→08/03				03.0520-5520.3 695520	TRW Ø 229 x 42 Ø 20,64 + RZ / + Zub TopKit
1.6 e (KA0F)	66	03/99→08/03					
1.9 D (KA0J, KA0R)	47	04/99→08/03					
1.6 16V (KA0B, KA04, KA11)	79	03/99→08/03	➔	→ 06/99		03.0137-0336.2 650336	TRW Ø 229 x 42 + HEB
1.9 dTi (KA0N)	72	03/99→02/01				03.0520-5520.3 695520	TRW Ø 229 x 42 Ø 20,64 + RZ / + Zub TopKit
<b> Seilzug, Feststellbremse</b>							
1.4 16V (KA0D, KA1H, KA0W, KA10)	70	03/99→08/03	➔	⏴; Trommelbremse	2	24.3727-1063.2 581063	L= 1.456
1.4 e (KA0V)	55	03/99→08/03					
1.6 e (KA0F)	66	03/99→08/03					
1.9 D (KA0J, KA0R)	47	04/99→08/03					
1.6 16V (KA0B, KA04, KA11)	79	03/99→08/03	➔	⏴; Scheibenbremse		24.3727-1064.2 581064	L= 1.480
1.6 Bifuel	80	03/99→09/00	➔	⏴; Scheibenbremse		24.3727-1065.2 581065	L= 1.519
1.8 16V (KA0S, KA12, KA1A, KA1M, KA1R)	85	01/01→08/03					
1.9 dCi (KA05, KA1F)	75	02/01→08/03					
1.9 dTi (KA0N)	72	03/99→02/01					
1.9 dTi (KA1U)	59	02/01→08/03					













	kW				!#		
<b>RENAULT - MEGANE II (BM0/1_, CM0/1_) 07/01→10/12</b>							
 <b>Seilzug, Feststellbremse</b>							
1.4 16V	60	10/03→02/08	➡	⬇; Scheibenbremse	2	24.3727-1070.2 581070	L= 2.023
1.4 16V (BM0B, CM0B)	72	11/02→02/08					
1.5 dCi (BM02, BM13, BM2A, CM02, CM13)	74	10/03→02/08					
1.5 dCi (BM1E, CM1E)	78	05/05→06/08					
1.5 dCi (BM1F, CM1F)	63	05/05→02/08					
1.6	77	06/05→02/08					
1.6 16V	82	01/06→06/08					
1.6 16V (BM0C, CM0C)	83	11/02→02/08					
1.6 Flex-Fuel	77	01/07→02/08					
1.9 dCi (BM0G, CM0G)	88	11/02→02/08					
2.0	102	06/06→12/10					
2.0	169	08/06→02/08					
2.0 16V (BM0U, CM0U)	99	11/02→02/08					
2.0 16V Turbo	120	05/04→02/08					
2.0 dCi	127	01/07→02/08					
2.0 dCi (BM1K, CM1K)	110	09/05→02/08					
1.5 dCi (BM0F, BM0T, BM2B, CM0F, CM0T)	60	09/02→02/08	➡	⬇; 11/02→; Scheibenbremse	2	24.3727-1070.2 581070	L= 2.023
1.5 dCi (BM16, CM16)	76	01/07→03/09	➡	⬇; → 11/08; Scheibenbremse	2	24.3727-1070.2 581070	L= 2.023
1.9 dCi	96	05/05→12/09					
2.0 Renault Sport	165	05/04→10/09					
1.6 Bifuel	77	06/05→02/08	➡	⬇; 01/07→; Scheibenbremse	2	24.3727-1070.2 581070	L= 2.023
1.9 dCi	68	03/04→08/06	➡	⬇; 01/06→; Scheibenbremse	2	24.3727-1070.2 581070	L= 2.023
1.9 dCi	81	05/05→02/08					
1.9 dCi	85	11/02→02/08					
<b>RENAULT - MEGANE II Grandtour (KM0/1_) 08/03→08/12</b>							
 <b>Seilzug, Feststellbremse</b>							
1.4	72	08/03→07/09	➡	⬇; 09/03→ 12/08; Scheibenbremse	2	24.3727-1069.2 581069	L= 2.080
1.6	83	08/03→07/09					
1.9 dCi	88	08/03→07/09					
2.0	99	08/03→07/09					
1.5 dCi (KM02, KM13)	74	02/04→03/06	➡	⬇; Scheibenbremse	2	24.3727-1069.2 581069	L= 2.080
1.5 dCi (KM16, KM1E)	78	05/05→06/08					
1.6 16V	75	05/05→07/09					
1.6 16V	77	05/05→07/09					
1.6 LPG 16V	82	01/06→08/09					
1.9 dCi	66	04/04→12/05					
1.9 dCi	68	03/04→02/07					
2.0	102	12/06→01/11					
1.5 dCi (KM0F, KM0T, KM2B)	60	08/03→05/06	➡	⬇; 09/03→; Scheibenbremse	2	24.3727-1069.2 581069	L= 2.080
1.5 dCi (KM16)	76	01/07→07/09	➡	⬇; → 12/08; Scheibenbremse	2	24.3727-1069.2 581069	L= 2.080
1.5 dCi (KM1F)	63	05/05→07/09					
1.6 16V Hi-Flex	77	02/08→07/09					
1.9 dCi	81	05/05→07/09					
1.9 dCi	85	05/05→07/09					
2.0 dCi	110	09/05→07/09					
1.6 16V	81	05/06→10/11	➡	⬇; → 07/09; Scheibenbremse	2	24.3727-1069.2 581069	L= 2.080
1.6 16V	82	01/06→08/09	➡	⬇; 01/07→ 12/08; Scheibenbremse	2	24.3727-1069.2 581069	L= 2.080
1.9 dCi	96	05/05→07/09	➡	⬇; → 02/07; Scheibenbremse	2	24.3727-1069.2 581069	L= 2.080
<b>RENAULT - MEGANE II Stufenheck (LM0/1_) 08/03→</b>							
 <b>Seilzug, Feststellbremse</b>							
1.4	60	09/03→	➡	⬇; → 08/06; Scheibenbremse	2	24.3727-1069.2 581069	L= 2.080
1.4	72	09/03→	➡	⬇; → 12/08; Scheibenbremse	2	24.3727-1069.2 581069	L= 2.080
1.5 dCi (LM1E)	78	05/05→12/10					
1.5 dCi (LM1F)	63	05/05→12/10					
1.6	77	05/05→					
1.6	83	09/03→					
1.6 Hi-Flex	85	03/06→					
1.9 dCi	68	03/04→					
1.9 dCi	96	05/05→					
1.9 dCi (LM0G, LM1G, LM2C)	88	09/03→					
1.9 dCi (LM14, LM1D)	81	05/05→					
2.0	99	09/03→					
2.0 dCi	110	09/05→					
1.5 dCi (LM02, LM13, LM2A)	74	02/04→12/10	➡	⬇; → 03/06; Scheibenbremse	2	24.3727-1069.2 581069	L= 2.080
1.5 dCi (LM0F, LM0T, LM2B)	60	08/03→12/10	➡	⬇; 09/03→ 12/08; Scheibenbremse	2	24.3727-1069.2 581069	L= 2.080
1.5 dCi (LM16)	76	10/03→12/10	➡	⬇; 01/07→ 12/08; Scheibenbremse	2	24.3727-1069.2 581069	L= 2.080
1.6 16V (LM1R, LM0C)	82	01/06→					
1.6	81	09/03→11/08	➡	⬇; Scheibenbremse	2	24.3727-1069.2 581069	L= 2.080
1.9 dCi	66	09/03→12/05					
2.0	101	04/06→11/10					








	kw				! #		
<b>RENAULT - MEGANE III Coupe (DZ0/1_) 11/08→</b>							
 <b>Seilzug, Feststellbremse</b>							
1.2 TCe	85	03/12→	➔	⬇; Scheibenbremse	2	24.3727-1080.2	581080 L= 1.883
1.2 TCe (DZ16)	97	01/13→					
1.4 TCe (DZ0F, DZ1V)	96	04/09→					
1.5 dCi	70	07/14→					
1.5 dCi (DZ09, DZ0D, DZ1F, DZ1G)	81	02/09→					
1.5 dCi (DZ0A)	63	11/08→					
1.5 dCi (DZ0B)	78	02/09→					
1.5 dCi (DZ0C, DZ1A)	66	11/08→					
1.6 16V (DZ0H)	74	11/08→					
1.6 16V (DZ0U, DZ1B, DZ1H)	81	11/08→					
1.6 16V Bifuel (DZ03, DZ1Y)	81	11/08→					
1.6 dCi (DZ00)	96	04/11→					
1.9 dCi (DZ0N, DZ0J, DZ1J, DZ1K)	96	11/08→					
2.0 CVT (DZ0G, DZ1E)	103	05/09→					
2.0 dCi	120	07/12→					
2.0 dCi (DZ0L)	118	04/09→					
2.0 dCi (DZ0Y)	110	04/09→					
2.0 R.S.	201	07/14→					
2.0 TCe	140	06/12→					
2.0 TCe (DZ0K)	132	11/08→					
2.0 TCe (DZ1N)	184	05/09→					
2.0 TCe 220	162	11/13→					
2.0 R.S.	195	11/08→	➔	⬇; 08/11→; Scheibenbremse	2	24.3727-1080.2	581080 L= 1.883
<b>RENAULT - MEGANE III Grandtour (KZ0/1) 11/08→</b>							
 <b>Seilzug, Feststellbremse</b>							
1.2 TCe	85	03/12→	➔	⬇; Scheibenbremse; - eFSB	2	24.3727-1081.2	581081 L= 1.940
1.2 TCe (KZ16)	97	01/13→					
1.4 TCe (KZ0F, KZ1V)	96	05/09→					
1.5 dCi	70	11/13→					
1.6 16V (KZ0H)	74	05/09→					
1.6 16V (KZ0U, KZ1B, KZ1U)	81	05/09→					
1.6 dCi (KZ00, KZ12)	96	04/11→					
1.9 dCi (KZ0J, KZ0N, KZ1S)	96	05/09→					
2.0 CVT (KZ0G, KZ1P)	103	05/09→					
1.5 dCi	63	03/09→	➔	⬇; 08/09→; Scheibenbremse; - eFSB	2	24.3727-1081.2	581081 L= 1.940
1.5 dCi (KZ09, KZ0D, KZ1G)	81	02/09→	➔	⬇; Scheibenbremse	2	24.3727-1080.2	581080 L= 1.883
1.5 dCi (KZ0C, KZ1A)	66	05/09→	➔	⬇; Scheibenbremse; - eFSB	2	24.3727-1081.2	581081 L= 1.940
1.6 16V Bifuel (KZ03)	81	11/08→					
2.0 dCi	120	07/12→					
2.0 dCi (KZ0L)	118	04/09→					
2.0 dCi (KZ0Y)	110	10/10→					
1.5 dCi (KZ1M, KZ1W)	78	02/09→	➔	⬇; 05/09→; Scheibenbremse	2	24.3727-1080.2	581080 L= 1.883
2.0 TCe (KZ0K, KZ1T)	132	11/08→	➔	⬇; 05/09→; Scheibenbremse; - eFSB	2	24.3727-1081.2	581081 L= 1.940
<b>RENAULT - MEGANE III Schrägheck (BZ0/1_) 11/08→</b>							
 <b>Seilzug, Feststellbremse</b>							
1.2 TCe	85	03/12→	➔	⬇; Scheibenbremse	2	24.3727-1080.2	581080 L= 1.883
1.2 TCe (BZ16)	97	01/13→					
1.4 TCe (BZ0F, BZ1V)	96	04/09→					
1.5 dCi	63	12/09→					
1.5 dCi	78	02/09→					
1.5 dCi (BZ09, BZ0D)	81	02/09→					
1.5 dCi (BZ0C)	66	11/08→					
1.5 dCi (BZ1G, BZ1W, BZ0R)	70	11/13→					
1.6 16V	82	11/08→					
1.6 16V	85	10/15→					
1.6 16V (BZ0H)	74	11/08→					
1.6 16V (BZ1B, BZ1H)	81	11/08→					
1.6 16V Bifuel (BZ03)	81	11/08→					
1.6 dCi (BZ00, BZ12)	96	04/11→					
1.9 dCi (BZ0N, BZ0J)	96	11/08→					
2.0	105	01/11→					
2.0 CVT (BZ0G, BZ1P)	103	02/09→					
2.0 dCi	120	07/12→					
2.0 dCi (BZ0L)	118	04/09→					
2.0 dCi (BZ0Y)	110	10/10→					
2.0 TCe	140	06/12→					
2.0 TCe (BZ0K)	132	11/08→					
2.0 TCe 220	162	11/13→					









	kw					
<b>RENAULT - MEGANE CC (EZ0/1_) 06/10→</b>						
 <b>Seilzug, Feststellbremse</b>						
1.4 TCe (EZ0F, EZ1V)	96	06/10→	➔	⏴; Scheibenbremse	1	24.3727-1080.2 581080 L= 1.883
1.5 dCi (EZ09, EZ1G, EZ0D)	81	06/10→				
1.6 16V (EZ0U, EZ1U)	81	06/10→				
1.9 dCi (EZ0J, EZ1S)	96	06/10→				
2.0 CVT (EZ0G, EZ1E, EZ1P)	103	06/10→				
2.0 dCi (EZ0L)	118	06/10→				
2.0 TCe (EZ1T)	132	06/10→				
2.0 Turbo	195	10/11→				
<b>RENAULT - MEGANE Scenic (JA0/1_) 10/96→12/01</b>						
 <b>Radbremsszylinder</b>						
1.4 i (JA0E)	55	01/97→09/99	➔			24.3220-1711.3 020409 TRW Ø 20,64 GG
1.6 i (JA0L)	55	01/97→09/99				
1.9 D (JA0J)	47	03/97→09/99				
1.9 dT (JA0K, JA0Y)	66	01/97→09/99				
1.9 dT (JA0Y)	69	03/97→08/99				
2.0 i (JA02, JA0G)	80	01/99→09/99				
2.0 i (JA0G)	84	01/97→09/99				
1.6 16V (JA0B, JA04, JA11)	79	04/98→10/99	➔	→ 09/99		24.3220-1711.3 020409 TRW Ø 20,64 GG
2.0 RXE 4x4	84	05/97→10/99				
1.6 e (JA0F)	66	10/96→10/99	➔	11/96→ 09/99		24.3220-1711.3 020409 TRW Ø 20,64 GG
1.9 dTi (JA0N)	72	04/97→09/99	➔	- ABS		24.3220-1711.3 020409 TRW Ø 20,64 GG
<b>Zubehörsatz, Bremsbacken</b>						
1.4 i (JA0E)	55	01/97→09/99	➔			03.0137-9220.2 669220 TRW
1.6 i (JA0L)	55	01/97→09/99				
1.9 D (JA0J)	47	03/97→09/99				
1.9 dT (JA0K, JA0Y)	66	01/97→09/99				
1.9 dT (JA0Y)	69	03/97→08/99				
2.0 i (JA02, JA0G)	80	01/99→09/99				
2.0 i (JA0G)	84	01/97→09/99				
1.6 16V (JA0B, JA04, JA11)	79	04/98→10/99	➔	→ 09/99		03.0137-9220.2 669220 TRW
2.0 RXE 4x4	84	05/97→10/99				
1.6 e (JA0F)	66	10/96→10/99	➔	11/96→ 09/99		03.0137-9220.2 669220 TRW
1.9 dTi (JA0N)	72	04/97→09/99	➔	- ABS		03.0137-9220.2 669220 TRW
 <b>Bremstrommel</b>						
1.4 i (JA0E)	55	01/97→09/99	➔			24.0222-8019.2 480087 Ø 229,0 x 52,5 / 229,5
1.6 i (JA0L)	55	01/97→09/99				
1.9 D (JA0J)	47	03/97→09/99				
1.9 dT (JA0K, JA0Y)	66	01/97→09/99				
1.9 dT (JA0Y)	69	03/97→08/99				
2.0 i (JA02, JA0G)	80	01/99→09/99				
2.0 i (JA0G)	84	01/97→09/99				
1.6 16V (JA0B, JA04, JA11)	79	04/98→10/99	➔	→ 09/99		24.0222-8019.2 480087 Ø 229,0 x 52,5 / 229,5
2.0 RXE 4x4	84	05/97→10/99				
1.6 e (JA0F)	66	10/96→10/99	➔	11/96→ 09/99		24.0222-8019.2 480087 Ø 229,0 x 52,5 / 229,5
1.9 dTi (JA0N)	72	04/97→09/99	➔	- ABS		24.0222-8019.2 480087 Ø 229,0 x 52,5 / 229,5
 <b>Bremsbackensatz</b>						
1.4 i (JA0E)	55	01/97→09/99	➔			03.0137-0336.2 650336 TRW Ø 229 x 42 + HEB
1.6 i (JA0L)	55	01/97→09/99				03.0520-5520.3 695520 TRW Ø 229 x 42 Ø 20,64 + RZ / + Zub TopKit
1.9 D (JA0J)	47	03/97→09/99				
1.9 dT (JA0K, JA0Y)	66	01/97→09/99				
1.9 dT (JA0Y)	69	03/97→08/99				
2.0 i (JA02, JA0G)	80	01/99→09/99				
2.0 i (JA0G)	84	01/97→09/99				
1.6 16V (JA0B, JA04, JA11)	79	04/98→10/99	➔	→ 09/99		03.0137-0336.2 650336 TRW Ø 229 x 42 + HEB
2.0 RXE 4x4	84	05/97→10/99				03.0520-5520.3 695520 TRW Ø 229 x 42 Ø 20,64 + RZ / + Zub TopKit
1.6 e (JA0F)	66	10/96→10/99	➔	11/96→ 09/99		03.0137-0336.2 650336 TRW Ø 229 x 42 + HEB
						03.0520-5520.3 695520 TRW Ø 229 x 42 Ø 20,64 + RZ / + Zub TopKit
1.9 dTi (JA0N)	72	04/97→09/99	➔	- ABS		03.0137-0336.2 650336 TRW Ø 229 x 42 + HEB
						03.0520-5520.3 695520 TRW Ø 229 x 42 Ø 20,64 + RZ / + Zub TopKit
 <b>Seilzug, Feststellbremse</b>						
1.4 i (JA0E)	55	01/97→09/99	➔	⏴; Trommelbremse	2	24.3727-1045.2 581045 L= 1.476












	kw				!#		
<b>RENAULT - MEGANE Scenic (JA0/1_) 10/96→12/01</b>							
 <b>Seilzug, Feststellbremse</b>							
1.6 i (JA0L) 1.9 dT (JA0Y) 2.0 i (JA02, JA0G) 2.0 i (JA0G)	55 69 80 84	01/97→09/99 03/97→08/99 01/99→09/99 01/97→09/99	➔	☒; Trommelbremse	2	24.3727-1045.2 581045	L= 1.476
1.6 16V (JA0B, JA04, JA11) 2.0 RXE 4x4	79 84	04/98→10/99 05/97→10/99	➔	☒; → 09/99; Trommelbremse	2	24.3727-1045.2 581045	L= 1.476
1.6 e (JA0F)	66	10/96→10/99	➔	☒; 11/96→ 09/99; Trommelbremse	2	24.3727-1045.2 581045	L= 1.476
1.9 D (JA0J)	47	03/97→09/99	➔	☒; Trommelbremse	2	24.3727-1045.2 581045	L= 1.476
			➔	☒; 08/99→; - ABS; Trommelbremse	2	24.3727-1045.2 581045	L= 1.476
			➔	☒; → 07/99; Trommelbremse	2	24.3727-1045.2 581045	L= 1.476
			➔	☐; 08/99→; + ABS; Trommelbremse	24.3727-1055.2 581055	L= 1.479	
			➔	☐; 08/99→; + ABS; Trommelbremse	24.3727-1056.2 581056	L= 1.508	
1.9 dT (JA0K, JA0Y)	66	01/97→09/99	➔	☒; → 12/97; Trommelbremse	2	24.3727-1045.2 581045	L= 1.476
1.9 dTi (JA0N)	72	04/97→09/99	➔	☒; 08/99→; - ABS; Trommelbremse	2	24.3727-1045.2 581045	L= 1.476
			➔	☒; → 07/99; - ABS; Trommelbremse	2	24.3727-1045.2 581045	L= 1.476
			➔	☒; 03/98→; - ABS; Trommelbremse	2	24.3727-1045.2 581045	L= 1.476
			➔	☐; 08/99→; + ABS; Trommelbremse	24.3727-1055.2 581055	L= 1.479	
			➔	☐; 08/99→; + ABS; Trommelbremse	24.3727-1056.2 581056	L= 1.508	
<b>RENAULT - MODUS / GRAND MODUS (F/JP0_) 09/04→</b>							
 <b>Radbremszylinder</b>							
1.2 (FP0C, FP0K, FP0P) 1.2 (JP0C, JP0K, FP0C, FP0K, FP0P, JP0P, JP0T) 1.2 16V Hi-Flex 1.5 dCi (FP0E, JP0E) 1.5 dCi (FP0F, JP0F) 1.5 dCi (FP0G, JP0G) 1.5 dCi 75 1.5 dCi 90	48 55 55 48 63 50 55 65	05/05→ 12/04→ 10/08→ 12/04→ 12/04→ 12/04→ 10/10→ 10/10→	➔	- ESP; → 06/13		24.3219-1755.3 020508	Ø 19,05 ALU
1.5 dCi (FP0D, JP0D)	60	09/04→	➔	09/05→; - ESP; → 06/13		24.3219-1755.3 020508	Ø 19,05 ALU
<b>Zubehörsatz, Bremsbacken</b>							
1.2 (FP0C, FP0K, FP0P) 1.2 (JP0C, JP0K, FP0C, FP0K, FP0P, JP0P, JP0T) 1.2 16V Hi-Flex 1.5 dCi (FP0E, JP0E) 1.5 dCi (FP0F, JP0F) 1.5 dCi (FP0G, JP0G) 1.5 dCi 75 1.5 dCi 90	48 55 55 48 63 50 55 65	05/05→ 12/04→ 10/08→ 12/04→ 12/04→ 12/04→ 10/10→ 10/10→	➔	- ESP; → 06/13		03.0137-9280.2 669280	
1.5 dCi (FP0D, JP0D)	60	09/04→	➔	09/05→; - ESP; → 06/13		03.0137-9280.2 669280	
 <b>Bremstrommel</b>							
1.2 (FP0C, FP0K, FP0P) 1.2 (JP0C, JP0K, FP0C, FP0K, FP0P, JP0P, JP0T) 1.2 16V Hi-Flex 1.5 dCi (FP0E, JP0E) 1.5 dCi (FP0F, JP0F) 1.5 dCi (FP0G, JP0G) 1.5 dCi 75 1.5 dCi 90	48 55 55 48 63 50 55 65	05/05→ 12/04→ 10/08→ 12/04→ 12/04→ 12/04→ 10/10→ 10/10→	➔	- ESP; → 06/13		24.0220-3033.1 480195	Ø 203,3 x 50,5 / 204,5 - RLG / - ABS Ring
1.5 dCi (FP0D, JP0D)	60	09/04→	➔	09/05→; - ESP; → 06/13		24.0220-3033.1 480195	Ø 203,3 x 50,5 / 204,5 - RLG / - ABS Ring
 <b>Bremsbackensatz</b>							
1.2 (FP0C, FP0K, FP0P) 1.2 (JP0C, JP0K, FP0C, FP0K, FP0P, JP0P, JP0T) 1.2 16V Hi-Flex 1.5 dCi (FP0E, JP0E) 1.5 dCi (FP0F, JP0F) 1.5 dCi (FP0G, JP0G) 1.5 dCi 75 1.5 dCi 90	48 55 55 48 63 50 55 65	05/05→ 12/04→ 10/08→ 12/04→ 12/04→ 12/04→ 10/10→ 10/10→	➔	- ESP; → 06/13		03.0137-0454.2 650454 03.0520-6419.3 696419	AP Ø 203 x 38 + HEB AP Ø 203 x 38 Ø 19,05 + RZ / + Zub TopKit
↓							














	kw				!#		
<b>RENAULT - MODUS / GRAND MODUS (F/JP0_) 09/04 →</b>							
<b> Bremsbackensatz</b>							
1.5 dCi (FP0D, JP0D)	60	09/04 →	➔	09/05 →; - ESP; → 06/13		<b>03.0137-0454.2 650454</b> <b>03.0520-6419.3 696419</b>	AP Ø 203 x 38 + HEB AP Ø 203 x 38 Ø 19,05 + RZ / + Zub TopKit
<b> Seilzug, Feststellbremse</b>							
1.2 1.2 (JP0S) 1.5 dCi (JP02) 1.5 dCi (JP0G, JP0H)	76 58 76 78	04/11 → 12/04 → 05/07 → 05/05 →	➔	<input type="checkbox"/> ; → 06/13; für Fahrzeuge mit Scheibenbremse an der Hinterachse; kurzer Radstand		<b>24.3727-1083.2 581083</b>	L= 1.276
			➔	<input type="checkbox"/> ; → 06/13; für Fahrzeuge mit Scheibenbremse an der Hinterachse; kurzer Radstand		<b>24.3727-1084.2 581084</b>	L= 1.375
1.2 (FP0C, FP0K, FP0P) 1.2 (JP0C, JP0K, FP0C, FP0K, FP0P, JP0P, JP0T)	48 55	05/05 → 12/04 →	➔	<input type="checkbox"/> ; → 06/13; für Fahrzeuge mit Scheibenbremse an der Hinterachse; kurzer Radstand		<b>24.3727-1083.2 581083</b>	L= 1.276
1.2 16V (JP0W) 1.2 16V Hi-Flex 1.4 (JP01, JP0J)	74 55 72	05/07 → 10/08 → 12/04 →	➔	<input type="checkbox"/> ; → 06/13; für Fahrzeuge mit Scheibenbremse an der Hinterachse; kurzer Radstand		<b>24.3727-1084.2 581084</b>	L= 1.375
1.5 dCi (FP0E, JP0E) 1.5 dCi (FP0F, JP0F) 1.5 dCi (FP0G, JP0G)	48 63 50	12/04 → 12/04 → 12/04 →	➔	<input type="checkbox"/> ; für Fahrzeuge mit Trommelbremse an der Hinterachse; → 06/13; kurzer Radstand; Trommelbremse		<b>24.3727-1085.2 581085</b>	L= 1.387
1.5 dCi 75 1.5 dCi 90	55 65	10/10 → 10/10 →	➔	<input type="checkbox"/> ; für Fahrzeuge mit Trommelbremse an der Hinterachse; → 06/13; kurzer Radstand		<b>24.3727-1086.2 581086</b>	L= 1.497
1.6 (JP03, JP0B, JP0U, JP0Y, JP1G) 1.6 (JP0L, JP0V)	82 65	12/04 → 12/04 →	➔	<input type="checkbox"/> ; für Fahrzeuge mit Trommelbremse an der Hinterachse; → 06/13; langer Radstand		<b>24.3727-1090.2 581090</b>	L= 1.572
1.5 dCi (FP0D, JP0D)	60	09/04 →	➔	<input type="checkbox"/> ; → 06/13; für Fahrzeuge mit Scheibenbremse an der Hinterachse; kurzer Radstand		<b>24.3727-1083.2 581083</b>	L= 1.276
			➔	<input type="checkbox"/> ; → 06/13; für Fahrzeuge mit Scheibenbremse an der Hinterachse; kurzer Radstand		<b>24.3727-1084.2 581084</b>	L= 1.375
			➔	<input type="checkbox"/> ; 09/05 → 06/13; für Fahrzeuge mit Trommelbremse an der Hinterachse; kurzer Radstand; Trommelbremse		<b>24.3727-1085.2 581085</b>	L= 1.387
			➔	<input type="checkbox"/> ; 09/05 → 06/13; für Fahrzeuge mit Trommelbremse an der Hinterachse; kurzer Radstand		<b>24.3727-1086.2 581086</b>	L= 1.497
			➔	<input type="checkbox"/> ; 09/05 → 06/13; für Fahrzeuge mit Trommelbremse an der Hinterachse; langer Radstand		<b>24.3727-1090.2 581090</b>	L= 1.572
<b>RENAULT - RAPID 09/94 → 03/98</b>							
<b> Radbremszylinder</b>							
1.9 D	47	09/94 → 03/98	➔	<input type="checkbox"/> ; 07/95 →; nicht für erhöhte Nutzlast		<b>24.3220-1118.3 020226</b>	BDX Ø 20,64 GG
			➔	<input type="checkbox"/> ; 07/95 →; nicht für erhöhte Nutzlast		<b>24.3220-1119.3 020227</b>	BDX Ø 20,64 GG
			➔	07/95 →; für erhöhte Nutzlast		<b>24.3222-1615.3 020285</b>	TRW Ø 22,2 GG
<b>Zubehörsatz, Bremsbacken</b>							
1.9 D	47	09/94 → 03/98	➔	07/95 →; für erhöhte Nutzlast		<b>03.0137-9027.2 669027</b>	TRW
			➔	07/95 →; nicht für erhöhte Nutzlast		<b>03.0137-9125.2 669125</b>	BDX
<b> Bremstrommel</b>							
1.9 D	47	09/94 → 03/98	➔	07/95 →; nicht für erhöhte Nutzlast		<b>24.0220-3005.1 480054</b>	Ø 203,0 x 50,5 / 204,5 - RLG
			➔	07/95 →; für erhöhte Nutzlast		<b>24.0222-8019.2 480087</b>	Ø 229,0 x 52,5 / 229,5
<b> Bremsbackensatz</b>							
1.9 D	47	09/94 → 03/98	➔	07/95 →; nicht für erhöhte Nutzlast		<b>03.0137-0211.2 650211</b> <b>03.0520-3020.3 693020</b>	BDX Ø 203 x 39 BDX Ø 203 x 39 Ø 20,64 + RZ / + Zub TopKit
			➔	07/95 →; für erhöhte Nutzlast		<b>03.0137-0271.2 650271</b> <b>03.0520-2422.3 692422</b>	TRW Ø 229 x 42 + HEB TRW Ø 229 x 42 Ø 22,2 + RZ / + Zub TopKit
<b> Seilzug, Feststellbremse</b>							
1.9 D	47	09/94 → 03/98	➔	<input type="checkbox"/> ; 07/95 →; nicht für erhöhte Nutzlast; Trommelbremse	2	<b>24.3727-1035.2 581035</b>	L= 1.469

	kw				!#		
<b>RENAULT - RAPID Kasten (F40_, G40_) 07/85→11/01</b>							
<b> Radbremszylinder</b>							
1.2 1.4 Cat (F407)	48 43	05/95→11/98 08/88→03/98	➡	<input type="checkbox"/>		24.3220-1118.3 020226	BDX Ø 20,64 GG
			➡	<input type="checkbox"/>		24.3220-1119.3 020227	BDX Ø 20,64 GG
1.2 (F406, G40A)	40	09/91→03/98	➡	<input type="checkbox"/>		24.3220-1118.3 020226	BDX Ø 20,64 GG
			➡	<input type="checkbox"/> ; 10/92→		24.3220-1118.3 020226	BDX Ø 20,64 GG
			➡	<input type="checkbox"/>		24.3220-1119.3 020227	BDX Ø 20,64 GG
			➡	<input type="checkbox"/> ; 10/92→		24.3220-1119.3 020227	BDX Ø 20,64 GG
1.4 1.4 (F40U, F40V) 1.9 D (F40R)	59 55 40	05/95→08/97 09/91→03/98 09/94→03/98	➡	<input type="checkbox"/> ; nicht für erhöhte Nutzlast		24.3220-1118.3 020226	BDX Ø 20,64 GG
			➡	<input type="checkbox"/> ; nicht für erhöhte Nutzlast		24.3220-1119.3 020227	BDX Ø 20,64 GG
			➡	für erhöhte Nutzlast		24.3222-1615.3 020285	TRW Ø 22,2 GG
1.4 (F40D)	58	01/94→03/98	➡	<input type="checkbox"/> ; nicht für erhöhte Nutzlast		24.3220-1118.3 020226	BDX Ø 20,64 GG
			➡	<input type="checkbox"/> ; 09/94→; nicht für erhöhte Nutzlast		24.3220-1118.3 020226	BDX Ø 20,64 GG
			➡	<input type="checkbox"/> ; 09/94→; nicht für erhöhte Nutzlast		24.3220-1119.3 020227	BDX Ø 20,64 GG
			➡	<input type="checkbox"/> ; nicht für erhöhte Nutzlast		24.3220-1119.3 020227	BDX Ø 20,64 GG
			➡			24.3222-1615.3 020285	TRW Ø 22,2 GG
			➡	09/94→; für erhöhte Nutzlast		24.3222-1615.3 020285	TRW Ø 22,2 GG
			➡	für erhöhte Nutzlast		24.3222-1615.3 020285	TRW Ø 22,2 GG
1.6 D (F404)	40	03/86→08/98	➡	<input type="checkbox"/> ; → 06/86		24.3220-1118.3 020226	BDX Ø 20,64 GG
			➡	<input type="checkbox"/> ; → 06/86		24.3222-1709.3 020111	BDX Ø 22,2 GG
			➡	<input type="checkbox"/> ; 07/86→; nicht für erhöhte Nutzlast		24.3220-1118.3 020226	BDX Ø 20,64 GG
			➡	<input type="checkbox"/> ; → 06/86		24.3220-1119.3 020227	BDX Ø 20,64 GG
			➡			24.3222-1107.3 020262	TRW Ø 22,2 GG
			➡			24.3222-1710.3 020112	BDX Ø 22,2 GG
			➡	<input type="checkbox"/> ; 07/86→; nicht für erhöhte Nutzlast		24.3220-1119.3 020227	BDX Ø 20,64 GG
			➡	07/86→; für erhöhte Nutzlast		24.3222-1615.3 020285	TRW Ø 22,2 GG
1.9 D (F40P, F40N, F40E)	47	09/91→03/98	➡	<input type="checkbox"/> ; 09/92→; nicht für erhöhte Nutzlast		24.3220-1118.3 020226	BDX Ø 20,64 GG
			➡	<input type="checkbox"/> ; 09/95→; nicht für erhöhte Nutzlast		24.3220-1118.3 020226	BDX Ø 20,64 GG
			➡	<input type="checkbox"/> ; nicht für erhöhte Nutzlast		24.3220-1118.3 020226	BDX Ø 20,64 GG
			➡	<input type="checkbox"/> ; 09/95→; nicht für erhöhte Nutzlast		24.3220-1119.3 020227	BDX Ø 20,64 GG
			➡	<input type="checkbox"/> ; 09/92→; nicht für erhöhte Nutzlast		24.3220-1119.3 020227	BDX Ø 20,64 GG
			➡	<input type="checkbox"/> ; nicht für erhöhte Nutzlast		24.3220-1119.3 020227	BDX Ø 20,64 GG
			➡	09/92→; für erhöhte Nutzlast		24.3222-1615.3 020285	TRW Ø 22,2 GG
			➡	09/95→; für erhöhte Nutzlast		24.3222-1615.3 020285	TRW Ø 22,2 GG
			➡	für erhöhte Nutzlast		24.3222-1615.3 020285	TRW Ø 22,2 GG
Electric	21	01/94→11/98	➡			24.3222-1615.3 020285	TRW Ø 22,2 GG
<b>Zubehörsatz, Bremsbacken</b>							
1.2 1.4 Cat (F407)	48 43	05/95→11/98 08/88→03/98	➡			03.0137-9125.2 669125	BDX
1.2 (F406, G40A)	40	09/91→03/98	➡			03.0137-9125.2 669125	BDX
			➡	10/92→		03.0137-9125.2 669125	BDX
1.4 1.4 (F40U, F40V) 1.9 D (F40R)	59 55 40	05/95→08/97 09/91→03/98 09/94→03/98	➡	für erhöhte Nutzlast		03.0137-9027.2 669027	TRW
			➡	nicht für erhöhte Nutzlast		03.0137-9125.2 669125	BDX
1.4 (F40D)	58	01/94→03/98	➡	09/94→; für erhöhte Nutzlast		03.0137-9027.2 669027	TRW
			➡			03.0137-9027.2 669027	TRW
			➡	für erhöhte Nutzlast		03.0137-9027.2 669027	TRW
			➡	09/94→; nicht für erhöhte Nutzlast		03.0137-9125.2 669125	BDX
			➡	nicht für erhöhte Nutzlast		03.0137-9125.2 669125	BDX
1.6 D (F404)	40	03/86→08/98	➡	07/86→; für erhöhte Nutzlast		03.0137-9027.2 669027	TRW
			➡	→ 06/86		03.0137-9056.2 669056	TRW
			➡			03.0137-9086.2 669086	BDX
			➡			03.0137-9125.2 669125	BDX
			➡	07/86→; nicht für erhöhte Nutzlast		03.0137-9125.2 669125	BDX
1.9 D (F40P, F40N, F40E)	47	09/91→03/98	➡	für erhöhte Nutzlast		03.0137-9027.2 669027	TRW
			➡	09/95→; für erhöhte Nutzlast		03.0137-9027.2 669027	TRW
			➡	09/92→; für erhöhte Nutzlast		03.0137-9027.2 669027	TRW
↓							

	kw				!#			
<b>RENAULT - RAPID Kasten (F40_, G40_) 07/85→11/01</b>								
<b>Zubehörsatz, Bremsbacken</b>								
1.9 D (F40P, F40N, F40E)	47	09/91→03/98	➡	nicht für erhöhte Nutzlast		03.0137-9125.2	669125	BDX
			➡	09/92→; nicht für erhöhte Nutzlast		03.0137-9125.2	669125	BDX
			➡	09/95→; nicht für erhöhte Nutzlast		03.0137-9125.2	669125	BDX
Electric	21	01/94→11/98	➡			03.0137-9027.2	669027	TRW
<b> Bremstrommel</b>								
1.2	48	05/95→11/98	➡			24.0220-3005.1	480054	Ø 203,0 x 50,5 / 204,5 - RLG
1.4 Cat (F407)	43	08/88→03/98	➡					
1.2 (F406, G40A)	40	09/91→03/98	➡			24.0218-0013.1	480008	Ø 180,0 x 53 / 181,3 - RLG
			➡	10/92→		24.0220-3005.1	480054	Ø 203,0 x 50,5 / 204,5 - RLG
1.4 (F40U, F40V) 1.9 D (F40R)	59	05/95→08/97	➡	nicht für erhöhte Nutzlast		24.0220-3005.1	480054	Ø 203,0 x 50,5 / 204,5 - RLG
	55	09/91→03/98	➡	für erhöhte Nutzlast		24.0222-8019.2	480087	Ø 229,0 x 52,5 / 229,5
	40	09/94→03/98	➡					
1.4 (F40D)	58	01/94→03/98	➡	nicht für erhöhte Nutzlast		24.0220-3005.1	480054	Ø 203,0 x 50,5 / 204,5 - RLG
			➡	09/94→; nicht für erhöhte Nutzlast		24.0220-3005.1	480054	Ø 203,0 x 50,5 / 204,5 - RLG
			➡			24.0222-8019.2	480087	Ø 229,0 x 52,5 / 229,5
			➡	09/94→; für erhöhte Nutzlast		24.0222-8019.2	480087	Ø 229,0 x 52,5 / 229,5
1.6 D (F404)	40	03/86→08/98	➡	→ 06/86; nicht für erhöhte Nutzlast		24.0218-0013.1	480008	Ø 180,0 x 53 / 181,3 - RLG
			➡			24.0220-3005.1	480054	Ø 203,0 x 50,5 / 204,5 - RLG
			➡	07/86→; nicht für erhöhte Nutzlast		24.0220-3005.1	480054	Ø 203,0 x 50,5 / 204,5 - RLG
1.9 D (F40P, F40N, F40E)	47	09/91→03/98	➡	09/92→; nicht für erhöhte Nutzlast		24.0220-3005.1	480054	Ø 203,0 x 50,5 / 204,5 - RLG
			➡	nicht für erhöhte Nutzlast		24.0220-3005.1	480054	Ø 203,0 x 50,5 / 204,5 - RLG
			➡	09/95→; nicht für erhöhte Nutzlast		24.0220-3005.1	480054	Ø 203,0 x 50,5 / 204,5 - RLG
			➡	09/92→; für erhöhte Nutzlast		24.0222-8019.2	480087	Ø 229,0 x 52,5 / 229,5
			➡	09/95→; für erhöhte Nutzlast		24.0222-8019.2	480087	Ø 229,0 x 52,5 / 229,5
			➡	für erhöhte Nutzlast		24.0222-8019.2	480087	Ø 229,0 x 52,5 / 229,5
Electric	21	01/94→11/98	➡			24.0222-8019.2	480087	Ø 229,0 x 52,5 / 229,5
<b> Bremsbackensatz</b>								
1.2 1.4 Cat (F407)	48	05/95→11/98	➡			03.0137-0211.2	650211	BDX Ø 203 x 39
	43	08/88→03/98	➡			03.0520-3020.3	693020	BDX Ø 203 x 39 Ø 20,64 + RZ / + Zub TopKit
1.2 (F406, G40A)	40	09/91→03/98	➡			03.0137-0211.2	650211	BDX Ø 203 x 39
			➡			03.0520-3020.3	693020	BDX Ø 203 x 39 Ø 20,64 + RZ / + Zub TopKit
1.2 (F406, G40A)	40	10/92→	➡			03.0137-0211.2	650211	BDX Ø 203 x 39
			➡			03.0520-3020.3	693020	BDX Ø 203 x 39 Ø 20,64 + RZ / + Zub TopKit
1.4 1.4 (F40U, F40V) 1.9 D (F40R)	59	05/95→08/97	➡	nicht für erhöhte Nutzlast		03.0137-0211.2	650211	BDX Ø 203 x 39
	55	09/91→03/98	➡			03.0520-3020.3	693020	BDX Ø 203 x 39 Ø 20,64 + RZ / + Zub TopKit
	40	09/94→03/98	➡	für erhöhte Nutzlast		03.0137-0271.2	650271	TRW Ø 229 x 42 + HEB
1.4 (F40D)	58	01/94→03/98	➡	nicht für erhöhte Nutzlast		03.0137-0211.2	650211	BDX Ø 203 x 39
			➡			03.0520-3020.3	693020	BDX Ø 203 x 39 Ø 20,64 + RZ / + Zub TopKit
			➡	09/94→; nicht für erhöhte Nutzlast		03.0137-0211.2	650211	BDX Ø 203 x 39
			➡			03.0520-3020.3	693020	BDX Ø 203 x 39 Ø 20,64 + RZ / + Zub TopKit
			➡			03.0137-0271.2	650271	TRW Ø 229 x 42 + HEB
			➡	09/94→; für erhöhte Nutzlast		03.0520-2422.3	692422	TRW Ø 229 x 42 Ø 22,2 + RZ / + Zub TopKit
1.4 (F40D)	58	01/94→03/98	➡	09/94→; für erhöhte Nutzlast		03.0137-0271.2	650271	TRW Ø 229 x 42 + HEB
			➡			03.0520-2422.3	692422	TRW Ø 229 x 42 Ø 22,2 + RZ / + Zub TopKit
			➡	für erhöhte Nutzlast		03.0137-0271.2	650271	TRW Ø 229 x 42 + HEB
			➡			03.0520-2422.3	692422	TRW Ø 229 x 42 Ø 22,2 + RZ / + Zub TopKit
1.6 D (F404)	40	03/86→08/98	➡	→ 06/86		03.0137-0201.2	650201	TRW Ø 180 x 41 + HEB
			➡			03.0137-0209.2	650209	BDX Ø 180 x 42
↓								













	kw				!#		
<b>RENAULT - RAPID Kasten (F40_, G40_) 07/85→11/01</b>							
<b> Bremsbackensatz</b>							
1.6 D (F404)	40	03/86→08/98	➔	→ 06/86		03.0137-0211.2 650211	BDX Ø 203 x 39
						03.0520-1022.3 691022	BDX Ø 180 x 42 Ø 22,2 + RZ / + Zub TopKit
						03.0520-1122.3 691122	TRW Ø 180 x 41 Ø 22,2 + RZ / + Zub TopKit
			➔	07/86→; nicht für erhöhte Nutzlast		03.0137-0211.2 650211	BDX Ø 203 x 39
						03.0520-3020.3 693020	BDX Ø 203 x 39 Ø 20,64 + RZ / + Zub TopKit
			➔	07/86→; für erhöhte Nutzlast		03.0137-0271.2 650271	TRW Ø 229 x 42 + HEB
						03.0520-2422.3 692422	TRW Ø 229 x 42 Ø 22,2 + RZ / + Zub TopKit
1.9 D (F40P, F40N, F40E)	47	09/91→03/98	➔	09/92→; nicht für erhöhte Nutzlast		03.0137-0211.2 650211	BDX Ø 203 x 39
						03.0520-3020.3 693020	BDX Ø 203 x 39 Ø 20,64 + RZ / + Zub TopKit
			➔	nicht für erhöhte Nutzlast		03.0137-0211.2 650211	BDX Ø 203 x 39
						03.0520-3020.3 693020	BDX Ø 203 x 39 Ø 20,64 + RZ / + Zub TopKit
			➔	09/95→; nicht für erhöhte Nutzlast		03.0137-0211.2 650211	BDX Ø 203 x 39
						03.0520-3020.3 693020	BDX Ø 203 x 39 Ø 20,64 + RZ / + Zub TopKit
			➔	09/92→; für erhöhte Nutzlast		03.0137-0271.2 650271	TRW Ø 229 x 42 + HEB
						03.0520-2422.3 692422	TRW Ø 229 x 42 Ø 22,2 + RZ / + Zub TopKit
			➔	09/95→; für erhöhte Nutzlast		03.0137-0271.2 650271	TRW Ø 229 x 42 + HEB
						03.0520-2422.3 692422	TRW Ø 229 x 42 Ø 22,2 + RZ / + Zub TopKit
			➔	für erhöhte Nutzlast		03.0137-0271.2 650271	TRW Ø 229 x 42 + HEB
						03.0520-2422.3 692422	TRW Ø 229 x 42 Ø 22,2 + RZ / + Zub TopKit
Electric	21	01/94→11/98	➔			03.0137-0271.2 650271	TRW Ø 229 x 42 + HEB
						03.0520-2422.3 692422	TRW Ø 229 x 42 Ø 22,2 + RZ / + Zub TopKit
<b> Seilzug, Feststellbremse</b>							
1.2	48	05/95→11/98	➔	⏴; Trommelbremse	2	24.3727-1035.2 581035	L= 1.469
1.2 (F406, G40A)	40	09/91→03/98	➔	⏴; Trommelbremse	2	24.3727-1035.2 581035	L= 1.469
			➔	⏴; 10/92→; Trommelbremse	2	24.3727-1035.2 581035	L= 1.469
1.4 1.4 (F40U, F40V) 1.9 D (F40R)	59	05/95→08/97	➔	⏴; nicht für erhöhte Nutzlast;	2	24.3727-1035.2 581035	L= 1.469
	55	09/91→03/98		Trommelbremse			
	40	09/94→03/98					
1.4 (F40D)	58	01/94→03/98	➔	⏴; 09/94→; nicht für erhöhte Nutzlast;	2	24.3727-1035.2 581035	L= 1.469
				Trommelbremse			
			➔	⏴; nicht für erhöhte Nutzlast;	2	24.3727-1035.2 581035	L= 1.469
				Trommelbremse			
1.4 Cat (F407)	43	08/88→03/98	➔	⏴; → 08/91; Trommelbremse	2	24.3727-1005.2 581005	L= 1.330
			➔	⏴; 09/91→; Trommelbremse	2	24.3727-1035.2 581035	L= 1.469
1.6 D (F404)	40	03/86→08/98	➔	⏴; → 08/91; Trommelbremse	2	24.3727-1005.2 581005	L= 1.330
			➔	⏴; 09/91→; nicht für erhöhte Nutzlast;	2	24.3727-1035.2 581035	L= 1.469
				Trommelbremse			
1.9 D (F40P, F40N, F40E)	47	09/91→03/98	➔	⏴; 09/95→; nicht für erhöhte Nutzlast;	2	24.3727-1035.2 581035	L= 1.469
				Trommelbremse			
			➔	⏴; 09/92→; nicht für erhöhte Nutzlast;	2	24.3727-1035.2 581035	L= 1.469
				Trommelbremse			
			➔	⏴; nicht für erhöhte Nutzlast;	2	24.3727-1035.2 581035	L= 1.469
				Trommelbremse			
<b>RENAULT - SAFRANE I (B54_) 04/92→10/97</b>							
<b> Radbremszylinder</b>							
2.0 (B540)	77	11/92→07/96	➔	→ 01/95; - ABS		24.3222-1615.3 020285	TRW Ø 22,2 GG
2.1 dT (B546)	65	11/93→07/96					
2.2 (B541)	79	04/92→07/96					
<b>Zubehörsatz, Bremsbacken</b>							
2.0 (B540)	77	11/92→07/96	➔	→ 01/95; - ABS		03.0137-9027.2 669027	TRW
2.1 dT (B546)	65	11/93→07/96					
2.2 (B541)	79	04/92→07/96					
↓							


















	kw				!#		
<b>RENAULT - SAFRANE I (B54_) 04/92→10/97</b>							
 <b>Bremstrommel</b>							
2.0 (B540) 2.1 dT (B546) 2.2 (B541)	77 65 79	11/92→07/96 11/93→07/96 04/92→07/96	➔	→ 01/95; - ABS		24.0222-8019.2 480087	Ø 229,0 x 52,5 / 229,5
 <b>Bremsbackensatz</b>							
2.0 (B540) 2.1 dT (B546) 2.2 (B541)	77 65 79	11/92→07/96 11/93→07/96 04/92→07/96	➔	→ 01/95; - ABS		03.0137-0151.2 650151	TRW Ø 229 x 42 + HEB
 <b>Seilzug, Feststellbremse</b>							
2.0 (B540) 2.1 dT (B546) 2.2 (B541)	77 65 79	11/92→07/96 11/93→07/96 04/92→07/96	➔	<input type="checkbox"/> ; 02/95→; Scheibenbremse	24.3727-1028.2 581028	L= 850	
			➔	<input type="checkbox"/> ; → 01/95; + ABS; Scheibenbremse	24.3727-1028.2 581028	L= 850	
			➔	<input type="checkbox"/> ; 02/95→; Scheibenbremse	24.3727-1034.2 581034	L= 1.091	
			➔	<input type="checkbox"/> ; → 01/95; + ABS; Scheibenbremse	24.3727-1034.2 581034	L= 1.091	
2.0 12V (B542, B54E) 2.2 (B543) 2.5 dT (B548) 3.0 3.0 V6 (B54B, B544) 3.0 V6 4x4 (B54B, B544)	97 101 83 125 123 123	04/92→07/96 04/92→07/96 12/92→07/96 02/93→06/96 12/92→07/96 12/92→07/96	➔	<input type="checkbox"/> ; Scheibenbremse	24.3727-1028.2 581028	L= 850	
			➔	<input type="checkbox"/> ; Scheibenbremse	24.3727-1034.2 581034	L= 1.091	
3.0	125	03/93→10/96	➔	<input type="checkbox"/> ; → 09/96; Scheibenbremse	24.3727-1028.2 581028	L= 850	
			➔	<input type="checkbox"/> ; → 09/96; Scheibenbremse	24.3727-1034.2 581034	L= 1.091	
<b>RENAULT - SAFRANE II (B54_) 07/96→12/00</b>							
 <b>Seilzug, Feststellbremse</b>							
2.0 16V (B54L) 2.2 dT (B54G) 2.5 20V (B54F)	100 83 121	07/96→12/00 07/96→12/00 07/96→12/00	➔	<input type="checkbox"/> ; 08/96→; Scheibenbremse	24.3727-1028.2 581028	L= 850	
			➔	<input type="checkbox"/> ; 08/96→; Scheibenbremse	24.3727-1034.2 581034	L= 1.091	
2.9 24V (B54N)	140	03/99→12/00	➔	<input type="checkbox"/> ; Scheibenbremse	24.3727-1028.2 581028	L= 850	
			➔	<input type="checkbox"/> ; Scheibenbremse	24.3727-1034.2 581034	L= 1.091	
3.0 V6 (B54M)	123	07/96→12/00	➔	<input type="checkbox"/> ; 08/96→; Scheibenbremse	24.3727-1028.2 581028	L= 850	
			➔	<input type="checkbox"/> ; → 07/96; Scheibenbremse	24.3727-1028.2 581028	L= 850	
			➔	<input type="checkbox"/> ; 08/96→; Scheibenbremse	24.3727-1034.2 581034	L= 1.091	
			➔	<input type="checkbox"/> ; → 07/96; Scheibenbremse	24.3727-1034.2 581034	L= 1.091	
<b>RENAULT - SANDERO/STEPWAY I (BS_) 11/07→</b>							
 <b>Radbremszylinder</b>							
1.4 1.6 1.6 1.6	55 75 76 77	02/09→ 12/07→ 12/07→ 12/12→	➔		24.3217-1710.3 020420	TRW Ø 17,78 GG	
			➔	+ ABS	24.3217-1711.3 020449	BOS Ø 17,46 ALU	
			➔	- ABS	24.3219-1722.3 020426	BDX Ø 19,05 GG	
1.6	62	11/10→	➔		24.3217-1710.3 020420	TRW Ø 17,78 GG	
			➔	- ABS	24.3219-1722.3 020426	BDX Ø 19,05 GG	
1.6	64	02/09→	➔		24.3217-1710.3 020420	TRW Ø 17,78 GG	
			➔	11/10→; + ABS	24.3217-1711.3 020449	BOS Ø 17,46 ALU	
			➔	+ ABS	24.3217-1711.3 020449	BOS Ø 17,46 ALU	
			➔	- ABS	24.3219-1722.3 020426	BDX Ø 19,05 GG	
<b>Zubehörsatz, Bremsbacken</b>							
1.4 1.6 1.6 1.6 1.6 1.6	55 62 64 75 76 77	02/09→ 11/10→ 02/09→ 12/07→ 12/07→ 12/12→	➔		03.0137-9088.2 669088	BDX	
					03.0137-9158.2 669158	TRW	
					03.0137-9274.2 669274		
 <b>Bremstrommel</b>							
1.6 1.6 1.6 1.6 1.6	62 64 75 76 77	11/10→ 02/09→ 12/07→ 12/07→ 12/12→	➔	- ABS	24.0220-3021.1 480127	Ø 203,0 x 48 / 204,5 - RLG / - ABS Ring	
 <b>Bremsbackensatz</b>							
1.4 1.6 1.6 ↓	55 62 64	02/09→ 11/10→ 02/09→	➔		03.0137-0312.2 650312	TRW Ø 203 x 38	






























	kw				!#		
<b>RENAULT - SANDERO/STEPWAY I (BS_) 11/07→</b>							
 <b>Bremsbackensatz</b>							
1.6	75	12/07→	→			<b>03.0520-5017.3 695017</b>	Ø 203 x 39 Ø 17,46 + RZ / + Zub TopKit
1.6	76	12/07→					
1.6	77	12/12→					
			→	- ABS		<b>03.0137-0358.2 650358</b> <b>03.0520-4719.3 694719</b>	BDX Ø 180 x 42 + HEB BDX Ø 180 x 42 Ø 19,05 + RZ / + Zub TopKit
			→	+ ABS		<b>03.0137-0532.2 650532</b> <b>03.0520-3517.3 693517</b>	BOS Ø 203 x 39 + HEB TRW Ø 203 x 39 Ø 17,78 + RZ / + Zub TopKit
<b>RENAULT - SANDERO/STEPWAY II (B8_) 11/13→</b>							
 <b>Radbremszylinder</b>							
1.2 16V	54	12/13→	→			<b>24.3219-1761.3 020536</b>	Ø 19,05 ALU
1.2 16V LPG	53	12/13→					
1.5 dCi	62	12/13→					
1.6	59	11/13→					
1.6	60	11/13→					
1.6 16V	75	04/14→					
<b>Zubehörsatz, Bremsbacken</b>							
1.2 16V	54	12/13→	→			<b>03.0137-9274.2 669274</b>	
1.2 16V LPG	53	12/13→					
1.5 dCi	62	12/13→	→			<b>03.0137-9228.2 669228</b>	BDX
1.6	59	11/13→					
1.6	60	11/13→					
1.6 16V	75	04/14→					
 <b>Bremsbackensatz</b>							
1.2 16V	54	12/13→	→			<b>03.0137-0532.2 650532</b>	BOS Ø 203 x 39 + HEB
1.2 16V LPG	53	12/13→				<b>03.0520-5017.3 695017</b>	Ø 203 x 39 Ø 17,46 + RZ / + Zub TopKit
1.5 dCi	62	12/13→	→			<b>03.0137-0496.2 650496</b>	BDX Ø 228 x 42 + HEB
1.6	59	11/13→					
1.6	60	11/13→	→	+ ABS		<b>03.0520-7919.3 697919</b>	Ø 228 x 42 Ø 19,05 + RZ / + Zub TopKit
1.6 16V	75	04/14→					
 <b>Seilzug, Feststellbremse</b>							
1.2 16V	54	12/13→	→	↓; Trommelbremse	2	<b>24.3727-1094.2 581094</b>	L= 1.657
1.2 16V LPG	53	12/13→					
1.5 dCi	62	12/13→					
1.6	59	11/13→					
1.6	60	11/13→					
1.6 16V	75	04/14→					
<b>RENAULT - SCÉNIC I Großraumlimousine (JA0/1_, FA0_) 08/99→10/03</b>							
 <b>Radbremszylinder</b>							
1.4 16V (JA0D, JA1H, Ja0W, JA10)	70	09/99→08/03	→	→ 06/03; - ABS		<b>24.3220-1711.3 020409</b>	TRW Ø 20,64 GG
1.6	75	03/01→08/03					
1.6	81	06/01→09/03					
1.6 (JA00, JA16, JA15, JA19, JA1V, JA2B, JA2C, JA0B)	79	09/99→09/03					
1.6 16V	85	09/99→08/03					
1.6 BiFuel	75	03/01→08/03					
1.9 dTi (JA0N)	72	09/99→08/03					
1.6 BiFuel (JA04)	79	09/99→04/01	→	- ABS		<b>24.3220-1711.3 020409</b>	TRW Ø 20,64 GG
<b>Zubehörsatz, Bremsbacken</b>							
1.4 16V (JA0D, JA1H, Ja0W, JA10)	70	09/99→08/03	→	→ 06/03; - ABS		<b>03.0137-9220.2 669220</b>	TRW
1.6	75	03/01→08/03					
1.6	81	06/01→09/03					
1.6 (JA00, JA16, JA15, JA19, JA1V, JA2B, JA2C, JA0B)	79	09/99→09/03					
1.6 16V	85	09/99→08/03					
1.6 BiFuel	75	03/01→08/03					
1.9 dTi (JA0N)	72	09/99→08/03					
1.6 BiFuel (JA04)	79	09/99→04/01	→	- ABS		<b>03.0137-9220.2 669220</b>	TRW
 <b>Bremstrommel</b>							
1.4 16V (JA0D, JA1H, Ja0W, JA10)	70	09/99→08/03	→	→ 06/03; - ABS		<b>24.0222-8019.2 480087</b>	Ø 229,0 x 52,5 / 229,5
1.6	75	03/01→08/03					
1.6	81	06/01→09/03					

	kw				#		
<b>RENAULT - SCÉNIC I Großraumlimousine (JA0/1_, FA0_) 08/99→10/03</b>							
<b>Bremstrommel</b>							
1.6 (JA00, JA16, JA15, JA19, JA1V, JA2B, JA2C, JA0B)	79	09/99→09/03	➡	→ 06/03; - ABS		24.0222-8019.2 480087	Ø 229,0 x 52,5 / 229,5
1.6 16V	85	09/99→08/03					
1.6 BiFuel	75	03/01→08/03					
1.9 dTi (JA0N)	72	09/99→08/03					
1.6 BiFuel (JA04)	79	09/99→04/01	➡	- ABS		24.0222-8019.2 480087	Ø 229,0 x 52,5 / 229,5
<b>Bremsbackensatz</b>							
1.4 16V (JA0D, JA1H, Ja0W, JA10)	70	09/99→08/03	➡	→ 06/03; - ABS		03.0137-0336.2 650336	TRW Ø 229 x 42 + HEB
1.6	75	03/01→08/03				03.0520-5520.3 695520	TRW Ø 229 x 42 Ø 20,64 + RZ / + Zub TopKit
1.6	81	06/01→09/03					
1.6 (JA00, JA16, JA15, JA19, JA1V, JA2B, JA2C, JA0B)	79	09/99→09/03					
1.6 16V	85	09/99→08/03					
1.6 BiFuel	75	03/01→08/03					
1.9 dTi (JA0N)	72	09/99→08/03					
1.6 BiFuel (JA04)	79	09/99→04/01	➡	- ABS		03.0137-0336.2 650336	TRW Ø 229 x 42 + HEB
						03.0520-5520.3 695520	TRW Ø 229 x 42 Ø 20,64 + RZ / + Zub TopKit
<b>Seilzug, Feststellbremse</b>							
1.4 16V (JA0D, JA1H, Ja0W, JA10)	70	09/99→08/03	➡	☑; → 06/03; - ABS; Scheiben/Trommel	2	24.3727-1045.2 581045	L= 1.476
1.6	75	03/01→08/03	➡	☑; → 06/03; + ABS; Scheibenbremse		24.3727-1055.2 581055	L= 1.479
1.6	81	06/01→09/03	➡	☑; → 06/03; + ABS; Scheibenbremse		24.3727-1056.2 581056	L= 1.508
1.6 (JA00, JA16, JA15, JA19, JA1V, JA2B, JA2C, JA0B)	79	09/99→09/03					
1.6 16V	85	09/99→08/03					
1.6 BiFuel	75	03/01→08/03					
1.9 dCi (JA05, JA1F)	75	09/99→08/03					
1.9 dTi (JA0N)	72	09/99→08/03					
2.0 16V (JA1B, JA1D)	102	07/00→08/03					
1.6 BiFuel (JA04)	79	09/99→04/01	➡	☑; - ABS; Scheiben/Trommel	2	24.3727-1045.2 581045	L= 1.476
			➡	☑; + ABS; Scheibenbremse		24.3727-1055.2 581055	L= 1.479
			➡	☑; + ABS; Scheibenbremse		24.3727-1056.2 581056	L= 1.508
1.8 16V (JA12, JA1R, JA1M, JA1A)	85	01/01→08/03	➡	☑; → 06/03; Scheiben/Trommel	2	24.3727-1045.2 581045	L= 1.476
1.9 dTi (JA1U)	59	02/01→08/03					
2.0 16V	103	09/99→08/03					
1.8 4x4	85	07/00→04/01	➡	☑; Scheibenbremse		24.3727-1055.2 581055	L= 1.479
			➡	☑; Scheibenbremse		24.3727-1056.2 581056	L= 1.508
1.9 D (JA0J, FA0J)	47	09/99→03/01	➡	☑; Scheiben/Trommel	2	24.3727-1045.2 581045	L= 1.476
<b>RENAULT - SCÉNIC II (JM0/1_) 06/03→</b>							
<b>Seilzug, Feststellbremse</b>							
1.4 (JM0B, JM0H, JM1A)	72	06/03→	➡	☑; → 03/09; Scheibenbremse	2	24.3727-1069.2 581069	L= 2.080
1.5 dCi (JM02, JM13)	74	11/03→					
1.5 dCi (JM0F)	60	06/03→					
1.5 dCi (JM1E)	78	05/05→					
1.5 dCi (JM1F)	63	05/05→					
1.6	77	06/06→					
1.6 (JM0C, JM0J, JM1B)	83	06/03→					
1.9 D	85	06/06→					
2.0	101	02/08→04/09					
2.0	103	06/03→07/10					
2.0 (JM05, JM0U, JM1N, JM1U, JM2V)	99	06/03→					
2.0 16V Turbo (JM0W)	120	05/04→					
2.0 dCi (JM1K)	110	09/05→					
1.6 BiFuel	83	08/03→05/06	➡	☑; Scheibenbremse	2	24.3727-1069.2 581069	L= 2.080
1.6 Hi-Flex	81	03/05→07/10					
1.9 dCi	92	06/03→	➡	☑; → 03/09; - eFSB; Scheibenbremse	2	24.3727-1069.2 581069	L= 2.080
1.9 dCi (JM0G, JM12, JM1G, JM2C)	88	06/03→					
1.9 dCi (JM14)	96	05/05→					
1.9 dCi (JM15)	81	05/05→					
1.9 dCi 130	97	10/05→12/09	➡	☑; - eFSB; Scheibenbremse	2	24.3727-1069.2 581069	L= 2.080











	kw				!#			
<b>RENAULT - SUPER 5 (B/C40_) 10/84→12/96</b>								
<b> Radbremszylinder</b>								
1.4 Cat (B/C/407)	43	10/85→12/96	➔	☐; 06/87→		24.3220-1623.3	020353	BDX Ø 20,64 GG
			➔	☐; 06/87→		24.3220-1624.3	020354	BDX Ø 20,64 GG
			➔	☐; F0005258→		24.3220-1713.3	020410	Ø 20,64 GG
			➔	☐; F0005258→		24.3220-1714.3	020411	Ø 20,64 GG
			➔	☐; → F0005257		24.3222-1107.3	020262	TRW Ø 22,2 GG
			➔	☐; → 05/87		24.3222-1709.3	020111	BDX Ø 22,2 GG
			➔	☐; → 05/87		24.3222-1710.3	020112	BDX Ø 22,2 GG
1.6 D (B/C/404)	40	08/85→12/96	➔	☐; 06/87→		24.3220-1623.3	020353	BDX Ø 20,64 GG
			➔	☐; 06/87→		24.3220-1624.3	020354	BDX Ø 20,64 GG
			➔	☐; F0021951→		24.3220-1713.3	020410	Ø 20,64 GG
			➔	☐; J0009076→		24.3220-1713.3	020410	Ø 20,64 GG
			➔	☐; F0067509→		24.3220-1713.3	020410	Ø 20,64 GG
			➔	☐; F0018027→		24.3220-1713.3	020410	Ø 20,64 GG
			➔	☐; F0067509→		24.3220-1714.3	020411	Ø 20,64 GG
			➔	☐; F0021951→		24.3220-1714.3	020411	Ø 20,64 GG
			➔	☐; J0009076→		24.3220-1714.3	020411	Ø 20,64 GG
			➔	☐; F0018027→		24.3220-1714.3	020411	Ø 20,64 GG
			➔	☐; → F0018026		24.3222-1107.3	020262	TRW Ø 22,2 GG
			➔	☐; 01/86→; → F0067508		24.3222-1107.3	020262	TRW Ø 22,2 GG
			➔	☐; → J0009075		24.3222-1107.3	020262	TRW Ø 22,2 GG
			➔	☐; → F0021950		24.3222-1107.3	020262	TRW Ø 22,2 GG
			➔	☐; 01/86→ 05/87		24.3222-1709.3	020111	BDX Ø 22,2 GG
➔	☐; 01/86→ 05/87		24.3222-1710.3	020112	BDX Ø 22,2 GG			
<b>Zubehörsatz, Bremsbacken</b>								
1.4 Cat (B/C/407)	43	10/85→12/96	➔	+ AUT		03.0137-9055.2	669055	BDX
1.6 D (B/C/404)	40	08/85→12/96	➔			03.0137-9056.2	669056	TRW
			➔	- AUT		03.0137-9086.2	669086	BDX
<b> Bremstrommel</b>								
1.4 Cat (B/C/407)	43	10/85→12/96	➔			24.0218-0032.1	480118	Ø 180,0 x 53,5 / 181 - RLG
1.6 D (B/C/404)	40	08/85→12/96	➔			24.0218-0732.2	480207	Ø 180,0 x 53,5 / 181 + RLG
<b> Bremsbackensatz</b>								
1.4 Cat (B/C/407)	43	10/85→12/96	➔			03.0137-0201.2	650201	TRW Ø 180 x 41 + HEB
						03.0137-0203.2	650203	BDX Ø 180 x 42
						03.0137-0209.2	650209	BDX Ø 180 x 42
			➔	06/87→		03.0420-1020.3	681020	BDX Ø 180 x 42 Ø 20,64 + RZ / + Zub Kit
						03.0520-1020.3	691020	BDX Ø 180 x 42 Ø 20,64 + RZ / + Zub TopKit
			➔	→ 06/86; - AUT		03.0520-0922.3	690922	BDX Ø 180 x 42 Ø 22,2 + RZ / + Zub TopKit
			➔	07/86→ 05/87; - AUT		03.0520-1022.3	691022	BDX Ø 180 x 42 Ø 22,2 + RZ / + Zub TopKit
			➔	→ F0005257		03.0520-1122.3	691122	TRW Ø 180 x 41 Ø 22,2 + RZ / + Zub TopKit
			➔	F0005258→		03.0520-6320.3	696320	TRW Ø 180 x 41 Ø 20,64 + RZ / + Zub TopKit
1.6 D (B/C/404)	40	08/85→12/96	➔			03.0137-0201.2	650201	TRW Ø 180 x 41 + HEB
						03.0137-0203.2	650203	BDX Ø 180 x 42
						03.0137-0209.2	650209	BDX Ø 180 x 42
			➔	06/87→		03.0420-1020.3	681020	BDX Ø 180 x 42 Ø 20,64 + RZ / + Zub Kit
						03.0520-1020.3	691020	BDX Ø 180 x 42 Ø 20,64 + RZ / + Zub TopKit
➔	01/86→ 06/86; - AUT		03.0520-0922.3	690922	BDX Ø 180 x 42 Ø 22,2 + RZ / + Zub TopKit			
➔	07/86→ 05/87; nicht Span./Marokko; - AUT		03.0520-1022.3	691022	BDX Ø 180 x 42 Ø 22,2 + RZ / + Zub TopKit			
			↓					













	kw				!#			
<b>RENAULT - SUPER 5 (B/C40_) 10/84→12/96</b>								
 <b>Bremsbackensatz</b>								
1.6 D (B/C/404)	40	08/85→12/96	➔	→ J0009075		03.0520-1122.3	691122	TRW Ø 180 x 41 Ø 22,2 + RZ / + Zub TopKit
			➔	→ F0021950		03.0520-1122.3	691122	TRW Ø 180 x 41 Ø 22,2 + RZ / + Zub TopKit
			➔	01/86→; → F0067508		03.0520-1122.3	691122	TRW Ø 180 x 41 Ø 22,2 + RZ / + Zub TopKit
			➔	→ F0018026		03.0520-1122.3	691122	TRW Ø 180 x 41 Ø 22,2 + RZ / + Zub TopKit
			➔	F0067509→		03.0520-6320.3	696320	TRW Ø 180 x 41 Ø 20,64 + RZ / + Zub TopKit
			➔	F0018027→		03.0520-6320.3	696320	TRW Ø 180 x 41 Ø 20,64 + RZ / + Zub TopKit
			➔	J0009076→		03.0520-6320.3	696320	TRW Ø 180 x 41 Ø 20,64 + RZ / + Zub TopKit
			➔	F0021951→		03.0520-6320.3	696320	TRW Ø 180 x 41 Ø 20,64 + RZ / + Zub TopKit
 <b>Seilzug, Feststellbremse</b>								
1.4 Cat (B/C/407)	43	10/85→12/96	➔	⬇; für Fahrzeuge mit Trommelbremse an der Hinterachse; Trommelbremse	2	24.3727-1005.2	581005	L= 1.330
1.6 D (B/C/404)	40	08/85→12/96	➔	⬇; Trommelbremse	2	24.3727-1005.2	581005	L= 1.330
<b>RENAULT - SUPER 5 Kasten (S40_) 10/84→12/96</b>								
 <b>Radbremszylinder</b>								
1.1 (S401)	34	10/84→12/96	➔	☐; 01/85→ 05/87		24.3222-1709.3	020111	BDX Ø 22,2 GG
			➔	☐; 01/85→ 05/87		24.3222-1710.3	020112	BDX Ø 22,2 GG
1.2 (S40F, S407)	44	01/87→12/96	➔	☐; 06/87→ 08/90		24.3220-1623.3	020353	BDX Ø 20,64 GG
			➔	☐; 06/87→ 08/90		24.3220-1624.3	020354	BDX Ø 20,64 GG
			➔	☐; → 05/87		24.3222-1709.3	020111	BDX Ø 22,2 GG
			➔	☐; → 05/87		24.3222-1710.3	020112	BDX Ø 22,2 GG
1.6 D (S404)	40	10/84→12/96	➔	☐; 06/87→		24.3220-1623.3	020353	BDX Ø 20,64 GG
			➔	☐; 06/87→		24.3220-1624.3	020354	BDX Ø 20,64 GG
			➔	☐; J0009076→		24.3220-1713.3	020410	Ø 20,64 GG
			➔	☐; F0018027→		24.3220-1713.3	020410	Ø 20,64 GG
			➔	☐; J0009076→		24.3220-1714.3	020411	Ø 20,64 GG
			➔	☐; F0018027→		24.3220-1714.3	020411	Ø 20,64 GG
			➔	☐; 01/85→; → J0009075		24.3222-1107.3	020262	TRW Ø 22,2 GG
			➔	☐; 01/85→; → F0018026		24.3222-1107.3	020262	TRW Ø 22,2 GG
			➔	☐; 01/86→ 05/87		24.3222-1709.3	020111	BDX Ø 22,2 GG
			➔	☐; 01/86→ 05/87		24.3222-1710.3	020112	BDX Ø 22,2 GG
<b>Zubehörsatz, Bremsbacken</b>								
1.1 (S401)	34	10/84→12/96	➔	01/85→ 03/95; + AUT		03.0137-9055.2	669055	BDX
			➔	01/85→ 03/95		03.0137-9056.2	669056	TRW
			➔	01/85→ 03/95; - AUT		03.0137-9086.2	669086	BDX
1.2 (S40F, S407)	44	01/87→12/96	➔	→ 08/90; + AUT		03.0137-9055.2	669055	BDX
			➔	→ 08/90		03.0137-9056.2	669056	TRW
			➔	→ 08/90; - AUT		03.0137-9086.2	669086	BDX
1.6 D (S404)	40	10/84→12/96	➔	01/85→; + AUT		03.0137-9055.2	669055	BDX
			➔	01/85→		03.0137-9056.2	669056	TRW
			➔	01/85→; - AUT		03.0137-9086.2	669086	BDX
 <b>Bremstrommel</b>								
1.1 (S401)	34	10/84→12/96	➔	01/85→ 03/95		24.0218-0032.1	480118	Ø 180,0 x 53,5 / 181 - RLG
1.2 (S40F, S407)	44	01/87→12/96	➔	→ 08/90		24.0218-0732.2	480207	Ø 180,0 x 53,5 / 181 + RLG
						24.0218-0032.1	480118	Ø 180,0 x 53,5 / 181 - RLG
1.6 D (S404)	40	10/84→12/96	➔	01/85→		24.0218-0732.2	480207	Ø 180,0 x 53,5 / 181 + RLG
						24.0218-0032.1	480118	Ø 180,0 x 53,5 / 181 - RLG
↓								

	kw				!#		
<b>RENAULT - SUPER 5 Kasten (S40_) 10/84→12/96</b>							
<b> Bremsbackensatz</b>							
1.1 (S401)	34	10/84→12/96	➔	01/85→03/95		03.0137-0201.2 650201 03.0137-0203.2 650203 03.0137-0209.2 650209	TRW Ø 180 x 41 + HEB BDX Ø 180 x 42 BDX Ø 180 x 42
			➔	01/85→06/86; - AUT		03.0520-0922.3 690922	BDX Ø 180 x 42 Ø 22,2 + RZ / + Zub TopKit
			➔	07/86→05/87; nicht Span./Marokko; - AUT		03.0520-1022.3 691022	BDX Ø 180 x 42 Ø 22,2 + RZ / + Zub TopKit
1.2 (S40F, S407)	44	01/87→12/96	➔	→08/90		03.0137-0201.2 650201 03.0137-0203.2 650203 03.0137-0209.2 650209	TRW Ø 180 x 41 + HEB BDX Ø 180 x 42 BDX Ø 180 x 42
			➔	06/87→08/90		03.0420-1020.3 681020 03.0520-1020.3 691020	BDX Ø 180 x 42 Ø 20,64 + RZ / + Zub Kit BDX Ø 180 x 42 Ø 20,64 + RZ / + Zub TopKit
			➔	→05/87; - AUT		03.0520-1022.3 691022	BDX Ø 180 x 42 Ø 22,2 + RZ / + Zub TopKit
1.6 D (S404)	40	10/84→12/96	➔	01/85→		03.0137-0201.2 650201 03.0137-0203.2 650203 03.0137-0209.2 650209	TRW Ø 180 x 41 + HEB BDX Ø 180 x 42 BDX Ø 180 x 42
			➔	06/87→		03.0420-1020.3 681020 03.0520-1020.3 691020	BDX Ø 180 x 42 Ø 20,64 + RZ / + Zub Kit BDX Ø 180 x 42 Ø 20,64 + RZ / + Zub TopKit
			➔	01/86→06/86; - AUT		03.0520-0922.3 690922	BDX Ø 180 x 42 Ø 22,2 + RZ / + Zub TopKit
			➔	07/86→05/87; nicht Span./Marokko; - AUT		03.0520-1022.3 691022	BDX Ø 180 x 42 Ø 22,2 + RZ / + Zub TopKit
			➔	01/85→; → F0018026		03.0520-1122.3 691122	TRW Ø 180 x 41 Ø 22,2 + RZ / + Zub TopKit
			➔	01/85→; → J0009075		03.0520-1122.3 691122	TRW Ø 180 x 41 Ø 22,2 + RZ / + Zub TopKit
			➔	F0018027→		03.0520-6320.3 696320	TRW Ø 180 x 41 Ø 20,64 + RZ / + Zub TopKit
			➔	J0009076→		03.0520-6320.3 696320	TRW Ø 180 x 41 Ø 20,64 + RZ / + Zub TopKit
<b> Seilzug, Feststellbremse</b>							
1.1 (S401)	34	10/84→12/96	➔	⏴; 01/85→03/95; Trommelbremse	2	24.3727-1005.2 581005	L= 1.330
1.2 (S40F, S407)	44	01/87→12/96	➔	⏴; →08/90; Trommelbremse	2	24.3727-1005.2 581005	L= 1.330
1.6 D (S404)	40	10/84→12/96	➔	⏴; 01/85→; Trommelbremse	2	24.3727-1005.2 581005	L= 1.330
<b>RENAULT - THALIA I (LB_) 02/98→</b>							
<b> Radbremszylinder</b>							
1.2 16V	55	04/02→	➔			24.3217-1710.3 020420	TRW Ø 17,78 GG
1.5 dCi	47	06/05→	➔			24.3217-1711.3 020449	BOS Ø 17,46 ALU
1.5 dCi	48	04/02→	➔				
1.5 dCi	50	02/03→	➔				
1.5 dCi	58	04/04→11/09	➔				
1.5 dCi	60	06/01→	➔				
1.6 16V	79	04/02→	➔				
1.9 D	48	02/98→05/01	➔				
1.4	55	08/00→	➔			24.3219-1722.3 020426	BDX Ø 19,05 GG
1.4	72	05/00→02/09	➔			24.3217-1710.3 020420 24.3219-1722.3 020426	TRW Ø 17,78 GG BDX Ø 19,05 GG
1.4 16V	72	08/00→	➔	- ABS		24.3217-1710.3 020420	TRW Ø 17,78 GG
			➔	+ ABS		24.3217-1711.3 020449	BOS Ø 17,46 ALU
1.6	66	03/98→	➔	04/02→		24.3217-1710.3 020420 24.3217-1711.3 020449	TRW Ø 17,78 GG BOS Ø 17,46 ALU
<b>Zubehörsatz, Bremsbacken</b>							
1.2 16V	55	04/02→	➔	- ABS		03.0137-9088.2 669088	BDX
			➔	+ ABS		03.0137-9274.2 669274 03.0137-9278.2 669278	
1.4	55	08/00→	➔			03.0137-9274.2 669274	
			➔	+ ABS		03.0137-9278.2 669278	
1.4	72	05/00→02/09	➔			03.0137-9088.2 669088	BDX










	kw				!#		
<b>RENAULT - THALIA I (LB_) 02/98→</b>							
<b>Zubehörsatz, Bremsbacken</b>							
1.4	72	05/00→02/09	➡			03.0137-9278.2 669278	
1.4 16V	72	08/00→	➡	+ ABS		03.0137-9274.2 669274	
			➡	- ABS		03.0137-9278.2 669278	
1.5 dCi	47	06/05→	➡			03.0137-9274.2 669274	
1.5 dCi	48	04/02→				03.0137-9278.2 669278	
1.5 dCi	50	02/03→					
1.5 dCi	58	04/04→11/09					
1.5 dCi	60	06/01→					
1.6 16V	79	04/02→					
1.9 D	48	02/98→05/01					
1.6	66	03/98→	➡	04/02→		03.0137-9274.2 669274 03.0137-9278.2 669278	
<b>Bremstrommel</b>							
1.2 16V	55	04/02→	➡	- ABS		24.0218-0032.1 480118	Ø 180,0 x 53,5 / 181 - RLG
1.4	55	08/00→	➡			24.0218-0732.2 480207	Ø 180,0 x 53,5 / 181 + RLG
			➡	→ 11/02; + ABS		24.0220-3021.1 480127	Ø 203,0 x 48 / 204,5 - RLG / - ABS Ring
1.4	72	05/00→02/09	➡	- ABS		24.0218-0032.1 480118	Ø 180,0 x 53,5 / 181 - RLG
			➡			24.0218-0732.2 480207	Ø 180,0 x 53,5 / 181 + RLG
1.4 16V	72	08/00→	➡	→ 11/02		24.0220-3021.1 480127	Ø 203,0 x 48 / 204,5 - RLG / - ABS Ring
1.5 dCi	48	04/02→					
1.5 dCi	60	06/01→					
1.6	66	03/98→	➡	04/02→		24.0220-3021.1 480127	Ø 203,0 x 48 / 204,5 - RLG / - ABS Ring
1.6 16V	79	04/02→	➡			24.0220-3021.1 480127	Ø 203,0 x 48 / 204,5 - RLG / - ABS Ring
1.9 D	48	02/98→05/01					
<b>Bremsbackensatz</b>							
1.2 16V	55	04/02→	➡	+ ABS		03.0137-0312.2 650312	TRW Ø 203 x 38
			➡			03.0137-0532.2 650532	BOS Ø 203 x 39 + HEB
			➡			03.0520-3517.3 693517	TRW Ø 203 x 39 Ø 17,78 + RZ / + Zub TopKit
			➡			03.0520-5017.3 695017	Ø 203 x 39 Ø 17,46 + RZ / + Zub TopKit
			➡	- ABS		03.0137-0358.2 650358	BDX Ø 180 x 42 + HEB
			➡			03.0520-4719.3 694719	BDX Ø 180 x 42 Ø 19,05 + RZ / + Zub TopKit
1.4	55	08/00→	➡	+ ABS		03.0137-0312.2 650312	TRW Ø 203 x 38
			➡			03.0520-3517.3 693517	TRW Ø 203 x 39 Ø 17,78 + RZ / + Zub TopKit
			➡			03.0520-5017.3 695017	Ø 203 x 39 Ø 17,46 + RZ / + Zub TopKit
			➡			03.0137-0532.2 650532	BOS Ø 203 x 39 + HEB
			➡	- ABS		03.0520-4719.3 694719	BDX Ø 180 x 42 Ø 19,05 + RZ / + Zub TopKit
			➡				
1.4	72	05/00→02/09	➡			03.0137-0312.2 650312	TRW Ø 203 x 38
			➡			03.0137-0358.2 650358	BDX Ø 180 x 42 + HEB
1.4 16V	72	08/00→	➡	- ABS		03.0137-0312.2 650312	TRW Ø 203 x 38
			➡	+ ABS		03.0137-0532.2 650532	BOS Ø 203 x 39 + HEB
			➡			03.0520-3517.3 693517	TRW Ø 203 x 39 Ø 17,78 + RZ / + Zub TopKit
			➡			03.0520-5017.3 695017	Ø 203 x 39 Ø 17,46 + RZ / + Zub TopKit
			➡				
1.5 dCi	47	06/05→	➡			03.0137-0312.2 650312	TRW Ø 203 x 38
1.5 dCi	48	04/02→				03.0137-0532.2 650532	BOS Ø 203 x 39 + HEB
1.5 dCi	50	02/03→				03.0520-3517.3 693517	TRW Ø 203 x 39 Ø 17,78 + RZ / + Zub TopKit
1.5 dCi	58	04/04→11/09					
1.5 dCi	60	06/01→					
1.6 16V	79	04/02→				03.0520-5017.3 695017	Ø 203 x 39 Ø 17,46 + RZ / + Zub TopKit
1.9 D	48	02/98→05/01					
1.6	66	03/98→	➡	04/02→		03.0137-0312.2 650312	TRW Ø 203 x 38
			➡			03.0137-0532.2 650532	BOS Ø 203 x 39 + HEB
			➡			03.0520-3517.3 693517	TRW Ø 203 x 39 Ø 17,78 + RZ / + Zub TopKit
			➡			03.0520-5017.3 695017	Ø 203 x 39 Ø 17,46 + RZ / + Zub TopKit
























	kw				!#		
<b>RENAULT - THALIA I (LB_) 02/98→</b>							
 <b>Seilzug, Feststellbremse</b>							
1.2 16V	55	04/02→	➔	<input type="checkbox"/> ; Trommelbremse		24.3727-1060.2 581060	L= 1.415
			➔	<input type="checkbox"/> ; Trommelbremse		24.3727-1061.2 581061	L= 1.335
1.4	55	08/00→	➔	<input type="checkbox"/> ; - ABS; Trommelbremse		24.3727-1048.2 581048	L= 1.343
			➔	<input type="checkbox"/> ; - ABS; Trommelbremse		24.3727-1049.2 581049	L= 1.263
			➔	<input type="checkbox"/> ; + ABS; Trommelbremse		24.3727-1060.2 581060	L= 1.415
			➔	<input type="checkbox"/> ; + ABS; Trommelbremse		24.3727-1061.2 581061	L= 1.335
<b>RENAULT - THALIA II (LU1/2_) 09/08→</b>							
 <b>Radbremszylinder</b>							
0.9 TCe	66	11/12→06/14	➔			24.3217-1711.3 020449	BOS Ø 17,46 ALU
1.2 16V (LU2V)	55	09/08→	➔			24.3217-1710.3 020420	TRW Ø 17,78 GG
1.4	55	09/08→06/14	➔				
1.5 dCi	47	09/08→	➔	06/09→ 09/12		24.3217-1711.3 020449	BOS Ø 17,46 ALU
1.5 dCi	48	01/09→	➔	→ 05/09		24.3219-1722.3 020426	BDX Ø 19,05 GG
1.5 dCi	62	09/08→	➔				
1.5 dCi	66	01/09→	➔				
1.6 16V	77	09/08→	➔				
1.2 LPG	55	01/10→12/13	➔			24.3217-1710.3 020420	TRW Ø 17,78 GG
			➔	→ 09/12		24.3217-1711.3 020449	BOS Ø 17,46 ALU
1.5 dCi	55	11/12→06/14	➔			24.3217-1710.3 020420	TRW Ø 17,78 GG
<b>Zubehörsatz, Bremsbacken</b>							
0.9 TCe	66	11/12→06/14	➔			03.0137-9228.2 669228	BDX
						03.0137-9274.2 669274	
1.2 16V (LU2V)	55	09/08→	➔	→ 05/09		03.0137-9088.2 669088	BDX
1.4	55	09/08→06/14	➔				
1.5 dCi	47	09/08→	➔	06/09→ 09/12		03.0137-9274.2 669274	
1.5 dCi	48	01/09→	➔				
1.5 dCi	62	09/08→	➔			03.0137-9278.2 669278	
1.5 dCi	66	01/09→	➔				
1.6 16V	77	09/08→	➔				
1.2 LPG	55	01/10→12/13	➔	→ 09/12		03.0137-9274.2 669274	
			➔			03.0137-9278.2 669278	
1.5 dCi	55	11/12→06/14	➔			03.0137-9278.2 669278	
 <b>Bremstrommel</b>							
1.2 16V (LU2V)	55	09/08→	➔	- ABS		24.0218-0032.1 480118	Ø 180,0 x 53,5 / 181 - RLG
1.2 LPG	55	01/10→12/13	➔			24.0218-0732.2 480207	Ø 180,0 x 53,5 / 181 + RLG
1.4	55	09/08→06/14	➔				
 <b>Bremsbackensatz</b>							
0.9 TCe	66	11/12→06/14	➔			03.0137-0496.2 650496	BDX Ø 228 x 42 + HEB
						03.0137-0532.2 650532	BOS Ø 203 x 39 + HEB
1.2 16V (LU2V)	55	09/08→	➔			03.0137-0312.2 650312	TRW Ø 203 x 38
1.5 dCi	47	09/08→	➔	→ 05/09		03.0137-0358.2 650358	BDX Ø 180 x 42 + HEB
1.5 dCi	48	01/09→	➔			03.0520-4719.3 694719	BDX Ø 180 x 42 Ø 19,05 + RZ / + Zub TopKit
1.5 dCi	62	09/08→	➔				
1.5 dCi	66	01/09→	➔				
1.6 16V	77	09/08→	➔	06/09→ 09/12		03.0137-0532.2 650532	BOS Ø 203 x 39 + HEB
			➔			03.0520-5017.3 695017	Ø 203 x 39 Ø 17,46 + RZ / + Zub TopKit
			➔	10/12→		03.0520-5017.3 695017	Ø 203 x 39 Ø 17,46 + RZ / + Zub TopKit
1.2 LPG	55	01/10→12/13	➔			03.0137-0312.2 650312	TRW Ø 203 x 38
			➔	→ 09/12		03.0137-0532.2 650532	BOS Ø 203 x 39 + HEB
			➔			03.0520-5017.3 695017	Ø 203 x 39 Ø 17,46 + RZ / + Zub TopKit
			➔	10/12→		03.0520-5017.3 695017	Ø 203 x 39 Ø 17,46 + RZ / + Zub TopKit
1.4	55	09/08→06/14	➔			03.0137-0312.2 650312	TRW Ø 203 x 38
			➔	→ 05/09		03.0137-0358.2 650358	BDX Ø 180 x 42 + HEB
			➔	06/09→ 09/12		03.0137-0532.2 650532	BOS Ø 203 x 39 + HEB
1.5 dCi	55	11/12→06/14	➔			03.0137-0312.2 650312	TRW Ø 203 x 38
						03.0520-5017.3 695017	Ø 203 x 39 Ø 17,46 + RZ / + Zub TopKit
↓							












	kw				!#		
<b>RENAULT - THALIA II (LU1/2_) 09/08→</b>							
 <b>Seilzug, Feststellbremse</b>							
0.9 TCe	66	11/12→06/14	➡	⏴; für Linkslenker	2	24.3727-1073.2 581073	L= 1.680
<b>RENAULT - THALIA III (L8_) 12/13→</b>							
 <b>Radbremsszylinder</b>							
1.2 16V	55	12/13→	➡			24.3217-1711.3 020449	BOS Ø 17,46 ALU
1.5 dCi	66	12/13→	➡				
<b>Zubehörsatz, Bremsbacken</b>							
1.2 16V	55	12/13→	➡			03.0137-9274.2 669274	
1.5 dCi	66	12/13→	➡			03.0137-9228.2 669228	BDX
						03.0137-9274.2 669274	
 <b>Bremsbackensatz</b>							
1.2 16V	55	12/13→	➡			03.0137-0532.2 650532	BOS Ø 203 x 39 + HEB
1.5 dCi	66	12/13→	➡			03.0137-0496.2 650496	BDX Ø 228 x 42 + HEB
						03.0137-0532.2 650532	BOS Ø 203 x 39 + HEB
 <b>Seilzug, Feststellbremse</b>							
1.2 16V	55	12/13→	➡	⏴; für Linkslenker	2	24.3727-1073.2 581073	L= 1.680
1.5 dCi	66	12/13→	➡				
<b>RENAULT - TRAFIC II Bus (JL) 03/01→</b>							
 <b>Seilzug, Feststellbremse</b>							
1.9 dCi	59	04/01→07/03	⏴	⏴ / ⏶; für Linkslenker; Kasten/Kombi; kurzer Radstand; Scheibenbremse		24.3727-0796.2 580796	Satz L= 1.245 L2= 498
			⏴	⏴ / ⏶; für Linkslenker; Kasten/Kombi; langer Radstand; Scheibenbremse		24.3727-0797.2 580797	Satz L= 1.643 L2= 498
			➡	☐		24.3727-1068.2 581068	L= 1.503
			➡	☐		24.3727-1071.2 581071	L= 1.603
1.9 dCi 100 (JL0C)	74	03/01→	⏴	⏴ / ⏶; → 08/14; für Linkslenker; Kasten/Kombi; kurzer Radstand; Scheibenbremse		24.3727-0796.2 580796	Satz L= 1.245 L2= 498
1.9 dCi 80 (JL0B)	60	03/01→	⏴	⏴ / ⏶; → 08/14; für Linkslenker; Kasten/Kombi; langer Radstand; Scheibenbremse		24.3727-0797.2 580797	Satz L= 1.643 L2= 498
2.0 (JL0A)	88	03/01→	⏴	⏴ / ⏶; → 08/14; für Linkslenker; Kasten/Kombi; langer Radstand; Scheibenbremse		24.3727-0797.2 580797	Satz L= 1.643 L2= 498
2.0 16V	86	08/06→	➡	☐; → 08/14		24.3727-1068.2 581068	L= 1.503
2.5 dCi 115	84	02/08→	➡	☐; → 08/14		24.3727-1071.2 581071	L= 1.603
2.5 dCi 135 (JL0D)	99	05/03→	➡	☐; → 08/14		24.3727-1071.2 581071	L= 1.603
2.0 dCi 115 (JL0H)	84	08/06→	⏴	⏴ / ⏶; 10/06→ 08/14; für Linkslenker; Kasten/Kombi; kurzer Radstand; Scheibenbremse		24.3727-0796.2 580796	Satz L= 1.245 L2= 498
2.0 dCi 90 (JL0I)	66	08/06→	⏴	⏴ / ⏶; 10/06→ 08/14; für Linkslenker; Kasten/Kombi; langer Radstand; Scheibenbremse		24.3727-0797.2 580797	Satz L= 1.643 L2= 498
2.5 dCi 145 (JL0J)	107	08/06→	⏴	⏴ / ⏶; 10/06→ 08/14		24.3727-1068.2 581068	L= 1.503
			➡	☐; 10/06→ 08/14		24.3727-1071.2 581071	L= 1.603
<b>RENAULT - TRAFIC II Kasten (FL) 03/01→</b>							
 <b>Seilzug, Feststellbremse</b>							
1.9 dCi	59	04/01→07/03	⏴	⏴ / ⏶; für Linkslenker; Kasten/Kombi; kurzer Radstand; Scheibenbremse		24.3727-0796.2 580796	Satz L= 1.245 L2= 498
2.5 DTi	99	03/03→07/03	⏴	⏴ / ⏶; für Linkslenker; Kasten/Kombi; langer Radstand; Scheibenbremse		24.3727-0797.2 580797	Satz L= 1.643 L2= 498
			➡	☐		24.3727-1068.2 581068	L= 1.503
			➡	☐		24.3727-1071.2 581071	L= 1.603
1.9 dCi	75	03/01→	⏴	⏴ / ⏶; → 08/14; für Linkslenker; Kasten/Kombi; kurzer Radstand; Scheibenbremse		24.3727-0796.2 580796	Satz L= 1.245 L2= 498
1.9 dCi 100 (FL0C)	74	03/01→	⏴	⏴ / ⏶; → 08/14; für Linkslenker; Kasten/Kombi; langer Radstand; Scheibenbremse		24.3727-0797.2 580797	Satz L= 1.643 L2= 498
1.9 dCi 80 (FL0B)	60	03/01→	⏴	⏴ / ⏶; → 08/14; für Linkslenker; Kasten/Kombi; langer Radstand; Scheibenbremse		24.3727-0797.2 580797	Satz L= 1.643 L2= 498
2.0 (FL0A)	88	03/01→	⏴	⏴ / ⏶; → 08/14; für Linkslenker; Kasten/Kombi; langer Radstand; Scheibenbremse		24.3727-0797.2 580797	Satz L= 1.643 L2= 498
2.0 16V	86	08/06→	➡	☐; → 08/14		24.3727-1068.2 581068	L= 1.503
2.5 dCi	84	08/07→	➡	☐; → 08/14		24.3727-1071.2 581071	L= 1.603
2.5 dCi 135 (FL0D)	99	05/03→	➡	☐; → 08/14		24.3727-1071.2 581071	L= 1.603
2.0 dCi 115 (FL01, FL0U)	84	08/06→	⏴	⏴ / ⏶; 10/06→ 08/14; für Linkslenker; Kasten/Kombi; kurzer Radstand; Scheibenbremse		24.3727-0796.2 580796	Satz L= 1.245 L2= 498
2.0 dCi 90 (FL0H)	66	08/06→	⏴	⏴ / ⏶; 10/06→ 08/14; für Linkslenker; Kasten/Kombi; langer Radstand; Scheibenbremse		24.3727-0797.2 580797	Satz L= 1.643 L2= 498
2.5 dCi 145 (FL0J)	107	08/06→	⏴	⏴ / ⏶; 10/06→ 08/14		24.3727-1068.2 581068	L= 1.503
↓							














	kw			!#			
<b>RENAULT - TRAFIC II Kasten (FL) 03/01→</b>							
 <b>Seilzug, Feststellbremse</b>							
2.0 dCi 115 (FL01, FL0U)	84	08/06→	←	↑ / ▣; 10/06→ 08/14; für Linkslenker; Kasten/Kombi; langer Radstand; Scheibenbremse	24.3727-0797.2	580797	Satz L= 1.643 L2= 498
2.0 dCi 90 (FL0H)	66	08/06→	→	▣; 10/06→ 08/14	24.3727-1068.2	581068	L= 1.503
2.5 dCi 145 (FL0J)	107	08/06→	→	▣; 10/06→ 08/14	24.3727-1071.2	581071	L= 1.603
<b>RENAULT - TRAFIC II Pritsche/Fahrgestell (EL) 03/01→</b>							
 <b>Seilzug, Feststellbremse</b>							
1.9 dCi	59	09/01→07/03	←	↑ / ▣; für Linkslenker; Kasten/Kombi; kurzer Radstand; Scheibenbremse	24.3727-0796.2	580796	Satz L= 1.245 L2= 498
			←	↑ / ▣; für Linkslenker; Kasten/Kombi; langer Radstand; Scheibenbremse	24.3727-0797.2	580797	Satz L= 1.643 L2= 498
			→	▣	24.3727-1068.2	581068	L= 1.503
			→	▣	24.3727-1071.2	581071	L= 1.603
1.9 dCi 100 (EL0C)	74	03/01→	←	↑ / ▣; → 08/14; für Linkslenker; Kasten/Kombi; kurzer Radstand; Scheibenbremse	24.3727-0796.2	580796	Satz L= 1.245 L2= 498
1.9 dCi 80 (EL0B)	60	03/01→					
2.0 (EL0A)	88	03/01→					
2.0 16V	86	08/06→	←	↑ / ▣; → 08/14; für Linkslenker; Kasten/Kombi; langer Radstand; Scheibenbremse	24.3727-0797.2	580797	Satz L= 1.643 L2= 498
2.5 dCi	84	08/07→	→	▣; → 08/14	24.3727-1068.2	581068	L= 1.503
			→	▣; → 08/14	24.3727-1071.2	581071	L= 1.603
2.0 dCi 115 (EL0H)	84	08/06→	←	↑ / ▣; 10/06→ 08/14; für Linkslenker; Kasten/Kombi; kurzer Radstand; Scheibenbremse	24.3727-0796.2	580796	Satz L= 1.245 L2= 498
2.0 dCi 90 (EL0H)	66	08/06→					
2.5 dCi 145 (EL0J)	107	08/06→	←	↑ / ▣; 10/06→ 08/14; für Linkslenker; Kasten/Kombi; langer Radstand; Scheibenbremse	24.3727-0797.2	580797	Satz L= 1.643 L2= 498
			→	▣; 10/06→ 08/14	24.3727-1068.2	581068	L= 1.503
			→	▣; 10/06→ 08/14	24.3727-1071.2	581071	L= 1.603
2.5 dCi 135 (EL0D)	99	03/01→	←	↑ / ▣; 05/03→ 08/14; für Linkslenker; Kasten/Kombi; kurzer Radstand; Scheibenbremse	24.3727-0796.2	580796	Satz L= 1.245 L2= 498
			←	↑ / ▣; 05/03→ 08/14; für Linkslenker; Kasten/Kombi; langer Radstand; Scheibenbremse	24.3727-0797.2	580797	Satz L= 1.643 L2= 498
			→	▣; 05/03→ 08/14	24.3727-1068.2	581068	L= 1.503
			→	▣; 05/03→ 08/14	24.3727-1071.2	581071	L= 1.603
<b>RENAULT - TRAFIC Bus (TXW) 03/89→03/01</b>							
 <b>Radbremszylinder</b>							
1.9 D	44	06/97→03/01	→		24.3223-1106.3	020317	BDX Ø 23,81 GG
2.1 D	47	06/94→10/97			24.3225-1601.3	020359	TRW Ø 25,4 GG
2.2	74	06/94→10/97					
2.5 D	55	05/89→03/01					
2.5 D 4x4	55	08/89→03/01					
<b>Zubehörsatz, Bremsbacken</b>							
1.9 D	44	06/97→03/01	→	→ 10/97	03.0137-9211.2	669211	BDX
			→	11/97→	03.0137-9216.2	669216	TRW
2.1 D	47	06/94→10/97	→	→ 08/94	03.0137-9013.2	669013	TRW
			→		03.0137-9211.2	669211	BDX
			→		03.0137-9216.2	669216	TRW
			→	09/94→	03.0137-9216.2	669216	TRW
2.2	74	06/94→10/97	→		03.0137-9211.2	669211	BDX
			→		03.0137-9216.2	669216	TRW
2.5 D	55	05/89→03/01	→	→ 06/94	03.0137-9013.2	669013	TRW
2.5 D 4x4	55	08/89→03/01	→	→ 10/97	03.0137-9211.2	669211	BDX
			→	11/97→	03.0137-9216.2	669216	TRW
 <b>Bremstrommel</b>							
1.9 D	44	06/97→03/01	→	11/97→	24.0225-4015.2	480178	Ø 254,0 x 70 / 254,8 - RLG / - ABS Ring / mit Radbefestigungsbolzen
2.5 D	55	05/89→03/01					
2.5 D 4x4	55	08/89→03/01					















	kw				!#		
<b>RENAULT - TRAFIC Bus (TXW) 03/89→03/01</b>							
 <b>Bremsbackensatz</b>							
1.9 D	44	06/97→03/01	➔	→ 10/97		03.0137-0153.2 650153 03.0520-0723.3 690723	BDX Ø 255 x 46 BDX Ø 255 x 45 Ø 23,81 + RZ / + Zub TopKit
			➔	11/97→		03.0137-0330.2 650330 03.0520-0825.3 690825	TRW Ø 254 x 57 + HEB TRW Ø 254 x 57 Ø 25,4 + RZ / + Zub TopKit
2.1 D	47	06/94→10/97	➔	→ 08/94		03.0137-0036.2 650036	TRW Ø 254 x 57
			➔			03.0137-0153.2 650153 03.0137-0330.2 650330 03.0520-0723.3 690723 03.0520-0825.3 690825	BDX Ø 255 x 46 TRW Ø 254 x 57 + HEB BDX Ø 255 x 45 Ø 23,81 + RZ / + Zub TopKit TRW Ø 254 x 57 Ø 25,4 + RZ / + Zub TopKit
			➔	09/94→		03.0137-0330.2 650330 03.0520-0825.3 690825	TRW Ø 254 x 57 + HEB TRW Ø 254 x 57 Ø 25,4 + RZ / + Zub TopKit
2.2	74	06/94→10/97	➔			03.0137-0153.2 650153 03.0137-0330.2 650330 03.0520-0723.3 690723 03.0520-0825.3 690825	BDX Ø 255 x 46 TRW Ø 254 x 57 + HEB BDX Ø 255 x 45 Ø 23,81 + RZ / + Zub TopKit TRW Ø 254 x 57 Ø 25,4 + RZ / + Zub TopKit
2.5 D 2.5 D 4x4	55 55	05/89→03/01 08/89→03/01	➔	→ 06/94		03.0137-0036.2 650036 03.0520-0825.3 690825	TRW Ø 254 x 57 TRW Ø 254 x 57 Ø 25,4 + RZ / + Zub TopKit
			➔	→ 10/97		03.0137-0153.2 650153 03.0520-0723.3 690723	BDX Ø 255 x 46 BDX Ø 255 x 45 Ø 23,81 + RZ / + Zub TopKit
			➔	11/97→		03.0137-0330.2 650330 03.0520-0825.3 690825	TRW Ø 254 x 57 + HEB TRW Ø 254 x 57 Ø 25,4 + RZ / + Zub TopKit
 <b>Seilzug, Feststellbremse</b>							
1.9 D	44	06/97→03/01	➔	☐; 11/97→; + ABS; Trommelbremse		24.3727-1051.2 581051	L= 1.295
2.5 D	55	05/89→03/01	➔	☐; 11/97→; + ABS; Trommelbremse		24.3727-1052.2 581052	L= 1.390
2.5 D 4x4	55	08/89→03/01	➔				
<b>RENAULT - TRAFIC Kasten (TXX) 03/89→12/01</b>							
 <b>Radbremsszylinder</b>							
1.9 D	44	06/97→03/01	➔			24.3225-1601.3 020359	TRW Ø 25,4 GG
2.1 D	47	06/94→10/97	➔	für Linkslenker		24.3222-1118.3 020315	BDX Ø 22,2 GG
			➔	für Rechtslenker		24.3223-1106.3 020317	BDX Ø 23,81 GG
			➔			24.3225-1601.3 020359	TRW Ø 25,4 GG
			➔	09/94→		24.3225-1601.3 020359	TRW Ø 25,4 GG
2.2	74	06/94→10/97	➔	09/94→		24.3225-1601.3 020359	TRW Ø 25,4 GG
2.2 4x4	74	06/94→10/97	➔				
2.5 D	55	05/89→03/01	➔				
2.5 D 4x4	55	05/89→03/01	➔				
<b>Zubehörsatz, Bremsbacken</b>							
1.9 D	44	06/97→03/01	➔			03.0137-9216.2 669216	TRW
2.1 D	47	06/94→10/97	➔	→ 08/94		03.0137-9013.2 669013	TRW
			➔			03.0137-9211.2 669211	BDX
			➔	09/94→		03.0137-9216.2 669216	TRW
2.2	74	06/94→10/97	➔	→ 08/94		03.0137-9013.2 669013	TRW
2.2 4x4	74	06/94→10/97	➔				
2.5 D	55	05/89→03/01	➔	09/94→		03.0137-9216.2 669216	TRW
2.5 D 4x4	55	05/89→03/01	➔				
 <b>Bremstrommel</b>							
2.1 D	47	06/94→10/97	➔			24.0225-4015.2 480178	Ø 254,0 x 70 / 254,8 - RLG / - ABS Ring / mit Radbe- festigungsbolzen
2.2	74	06/94→10/97	➔				
2.2 4x4	74	06/94→10/97	➔				
2.5 D	55	05/89→03/01	➔	11/89→		24.0225-4015.2 480178	Ø 254,0 x 70 / 254,8 - RLG / - ABS Ring / mit Radbe- festigungsbolzen
↓							















	kw				!#		
<b>RENAULT - TRAFIC Kasten (TXX) 03/89→12/01</b>							
 <b>Bremstrommel</b>							
2.5 D 4x4	55	05/89→03/01	➔	11/89→		24.0225-4015.2 480178	Ø 254,0 x 70 / 254,8 - RLG / - ABS Ring / mit Radbefestigungsbolzen
			➔	11/89→10/97		24.0225-4015.2 480178	Ø 254,0 x 70 / 254,8 - RLG / - ABS Ring / mit Radbefestigungsbolzen
 <b>Bremsbackensatz</b>							
1.9 D	44	06/97→03/01	➔			03.0137-0330.2 650330 03.0520-0825.3 690825	TRW Ø 254 x 57 + HEB TRW Ø 254 x 57 Ø 25,4 + RZ / + Zub TopKit
2.1 D	47	06/94→10/97	➔	→ 08/94		03.0137-0036.2 650036 03.0520-0825.3 690825	TRW Ø 254 x 57 TRW Ø 254 x 57 Ø 25,4 + RZ / + Zub TopKit
			➔			03.0137-0153.2 650153	BDX Ø 255 x 46
			➔	09/94→		03.0137-0330.2 650330 03.0520-0825.3 690825	TRW Ø 254 x 57 + HEB TRW Ø 254 x 57 Ø 25,4 + RZ / + Zub TopKit
			➔	für Rechtslenker		03.0520-0723.3 690723	BDX Ø 255 x 45 Ø 23,81 + RZ / + Zub TopKit
2.2	74	06/94→10/97	➔	→ 08/94		03.0137-0036.2 650036	TRW Ø 254 x 57
2.2 4x4	74	06/94→10/97				03.0520-0825.3 690825	TRW Ø 254 x 57 Ø 25,4 + RZ / + Zub TopKit
2.5 D	55	05/89→03/01					
2.5 D 4x4	55	05/89→03/01	➔	09/94→		03.0137-0330.2 650330 03.0520-0825.3 690825	TRW Ø 254 x 57 + HEB TRW Ø 254 x 57 Ø 25,4 + RZ / + Zub TopKit
 <b>Seilzug, Feststellbremse</b>							
1.9 D	44	06/97→03/01	➔	☐; 11/97→; + ABS; Trommelbremse		24.3727-1051.2 581051	L= 1.295
2.5 D	55	05/89→03/01					
2.5 D 4x4	55	05/89→03/01	➔	☑; 11/97→; + ABS; Trommelbremse		24.3727-1052.2 581052	L= 1.390
<b>RENAULT - TRAFIC Pritsche/Fahrgestell (PXX) 03/89→03/01</b>							
 <b>Radbremszylinder</b>							
2.0 RWD	59	05/89→10/97	➔			24.3225-1601.3 020359	TRW Ø 25,4 GG
2.1 D	47	09/94→04/98	➔	→ 10/97		24.3225-1601.3 020359	TRW Ø 25,4 GG
2.1 D RWD	47	06/94→10/97	➔	→ 0005150		24.3223-1106.3 020317	BDX Ø 23,81 GG
			➔			24.3225-1601.3 020359	TRW Ø 25,4 GG
<b>Zubehörsatz, Bremsbacken</b>							
2.0 RWD	59	05/89→10/97	➔	→ 08/94		03.0137-9013.2 669013	TRW
			➔	09/94→		03.0137-9216.2 669216	TRW
2.1 D	47	09/94→04/98	➔	→ 10/97		03.0137-9216.2 669216	TRW
2.1 D RWD	47	06/94→10/97	➔	→ 08/94		03.0137-9013.2 669013	TRW
			➔	→ 0005150		03.0137-9211.2 669211	BDX
			➔	09/94→		03.0137-9216.2 669216	TRW
 <b>Bremsbackensatz</b>							
2.0 RWD	59	05/89→10/97	➔	→ 08/94		03.0137-0036.2 650036	TRW Ø 254 x 57
			➔	09/94→		03.0137-0330.2 650330 03.0520-0825.3 690825	TRW Ø 254 x 57 + HEB TRW Ø 254 x 57 Ø 25,4 + RZ / + Zub TopKit
2.1 D	47	09/94→04/98	➔	→ 10/97		03.0137-0330.2 650330 03.0520-0825.3 690825	TRW Ø 254 x 57 + HEB TRW Ø 254 x 57 Ø 25,4 + RZ / + Zub TopKit
2.1 D RWD	47	06/94→10/97	➔	→ 08/94		03.0137-0036.2 650036	TRW Ø 254 x 57
			➔	→ 0005150		03.0137-0153.2 650153 03.0520-0723.3 690723	BDX Ø 255 x 46 BDX Ø 255 x 45 Ø 23,81 + RZ / + Zub TopKit
			➔	09/94→		03.0137-0330.2 650330 03.0520-0825.3 690825	TRW Ø 254 x 57 + HEB TRW Ø 254 x 57 Ø 25,4 + RZ / + Zub TopKit














	kw				!#		
<b>RENAULT - TWINGO I (C06_) 03/93→10/12</b>							
<b> Radbremszylinder</b>							
1.2 (C063, C064)	40	03/93→10/96	➔	+ ABS		24.3220-1117.3 020314	Ø 20,64 GG
			➔	☐; - ABS		24.3220-1623.3 020353	BDX Ø 20,64 GG
			➔	☐; - ABS		24.3220-1624.3 020354	BDX Ø 20,64 GG
1.2 (C066, C068)	43	05/96→06/07	➔	07/98→; + ABS		24.3217-1710.3 020420	TRW Ø 17,78 GG
1.2 (C067)	40	05/96→03/07	➔	→ 06/98; + ABS		24.3220-1117.3 020314	Ø 20,64 GG
			➔	☐; - ABS		24.3220-1623.3 020353	BDX Ø 20,64 GG
			➔	☐; - ABS		24.3220-1624.3 020354	BDX Ø 20,64 GG
1.2 16V (C060)	44	08/04→06/07	➔			24.3217-1710.3 020420	TRW Ø 17,78 GG
1.2 16V (C06C, C06D, C06K)	55	01/01→06/07					
1.2 LPG	44	10/03→06/07	➔	08/04→		24.3217-1710.3 020420	TRW Ø 17,78 GG
<b>Zubehörsatz, Bremsbacken</b>							
1.2 (C063, C064)	40	03/93→10/96	➔			03.0137-9086.2 669086	BDX
1.2 (C066, C068)	43	05/96→06/07	➔	→ 06/98; + ABS		03.0137-9086.2 669086	BDX
1.2 (C067)	40	05/96→03/07	➔	- ABS		03.0137-9086.2 669086	BDX
			➔	07/98→; + ABS		03.0137-9158.2 669158	TRW
1.2 16V (C060)	44	08/04→06/07	➔			03.0137-9158.2 669158	TRW
1.2 16V (C06C, C06D, C06K)	55	01/01→06/07					
1.2 LPG	44	10/03→06/07	➔	08/04→		03.0137-9158.2 669158	TRW
<b> Bremstrommel</b>							
1.2 (C063, C064)	40	03/93→10/96	➔			24.0218-0032.1 480118	Ø 180,0 x 53,5 / 181 - RLG
1.2 (C066, C068)	43	05/96→06/07				24.0218-0732.2 480207	Ø 180,0 x 53,5 / 181 + RLG
1.2 (C067)	40	05/96→03/07					
1.2 16V (C06C, C06D, C06K)	55	01/01→06/07	➔			24.0220-3021.1 480127	Ø 203,0 x 48 / 204,5 - RLG / - ABS Ring
<b> Bremsbackensatz</b>							
1.2 (C063, C064)	40	03/93→10/96	➔			03.0137-0209.2 650209	BDX Ø 180 x 42
			➔	- ABS		03.0420-1020.3 681020	BDX Ø 180 x 42 Ø 20,64 + RZ / + Zub Kit
						03.0520-1020.3 691020	BDX Ø 180 x 42 Ø 20,64 + RZ / + Zub TopKit
1.2 (C066, C068)	43	05/96→06/07	➔	→ 06/98; + ABS		03.0137-0209.2 650209	BDX Ø 180 x 42
1.2 (C067)	40	05/96→03/07	➔	- ABS		03.0137-0209.2 650209	BDX Ø 180 x 42
						03.0420-1020.3 681020	BDX Ø 180 x 42 Ø 20,64 + RZ / + Zub Kit
						03.0520-1020.3 691020	BDX Ø 180 x 42 Ø 20,64 + RZ / + Zub TopKit
			➔	07/98→; + ABS		03.0137-0312.2 650312	TRW Ø 203 x 38
			➔	+ ABS		03.0520-3517.3 693517	TRW Ø 203 x 39 Ø 17,78 + RZ / + Zub TopKit
1.2 16V (C060)	44	08/04→06/07	➔			03.0137-0312.2 650312	TRW Ø 203 x 38
1.2 16V (C06C, C06D, C06K)	55	01/01→06/07				03.0520-3517.3 693517	TRW Ø 203 x 39 Ø 17,78 + RZ / + Zub TopKit
1.2 LPG	44	10/03→06/07	➔	08/04→		03.0137-0312.2 650312	TRW Ø 203 x 38
						03.0520-3517.3 693517	TRW Ø 203 x 39 Ø 17,78 + RZ / + Zub TopKit
<b> Seilzug, Feststellbremse</b>							
1.2 (C063, C064)	40	03/93→10/96	➔	☐; - ABS; Trommelbremse	2	24.3727-1038.2 581038	L= 1.442
1.2 (C066, C068)	43	05/96→06/07	➔	☐; + ABS; Trommelbremse	2	24.3727-1039.2 581039	L= 1.460
1.2 (C067)	40	05/96→03/07					
1.2 16V (C06C, C06D, C06K)	55	01/01→06/07					
1.2 16V (C060)	44	08/04→06/07	➔	☐; Trommelbremse	2	24.3727-1039.2 581039	L= 1.460
1.2 LPG	44	10/03→06/07	➔	☐; 08/04→; Trommelbremse	2	24.3727-1039.2 581039	L= 1.460
<b>RENAULT - TWINGO I Kasten (S06_) 03/93→06/12</b>							
<b> Radbremszylinder</b>							
1.2 (S063, S064)	40	03/93→05/96	➔	→ 04/96; + ABS		24.3220-1117.3 020314	Ø 20,64 GG
			➔	☐; → 04/96; - ABS		24.3220-1623.3 020353	BDX Ø 20,64 GG
↓							




























	kw				!#		
<b>RENAULT - TWINGO I Kasten (S06_) 03/93→06/12</b>							
<b> Radbremszylinder</b>							
1.2 (S063, S064)	40	03/93→05/96	➡	☐; → 04/96; - ABS		24.3220-1624.3 020354	BDX Ø 20,64 GG
1.2 (S066, S068)	43	05/96→08/04	➡	07/98→; + ABS		24.3217-1710.3 020420	TRW Ø 17,78 GG
				→ 06/98; + ABS		24.3220-1117.3 020314	Ø 20,64 GG
				☐; - ABS		24.3220-1623.3 020353	BDX Ø 20,64 GG
				☐; - ABS		24.3220-1624.3 020354	BDX Ø 20,64 GG
<b>Zubehörsatz, Bremsbacken</b>							
1.2 (S063, S064)	40	03/93→05/96	➡	→ 04/96		03.0137-9086.2 669086	BDX
1.2 (S066, S068)	43	05/96→08/04	➡	→ 06/98; + ABS		03.0137-9086.2 669086	BDX
				- ABS		03.0137-9086.2 669086	BDX
				07/98→; + ABS		03.0137-9158.2 669158	TRW
<b> Bremstrommel</b>							
1.2 (S063, S064)	40	03/93→05/96	➡	→ 04/96		24.0218-0032.1 480118 24.0218-0732.2 480207	Ø 180,0 x 53,5 / 181 - RLG Ø 180,0 x 53,5 / 181 + RLG
1.2 (S066, S068)	43	05/96→08/04	➡			24.0218-0032.1 480118 24.0218-0732.2 480207	Ø 180,0 x 53,5 / 181 - RLG Ø 180,0 x 53,5 / 181 + RLG
<b> Bremsbackensatz</b>							
1.2 (S063, S064)	40	03/93→05/96	➡	→ 04/96		03.0137-0209.2 650209	BDX Ø 180 x 42
				→ 04/96; - ABS		03.0420-1020.3 681020 03.0520-1020.3 691020	BDX Ø 180 x 42 Ø 20,64 + RZ / + Zub Kit BDX Ø 180 x 42 Ø 20,64 + RZ / + Zub TopKit
1.2 (S066, S068)	43	05/96→08/04	➡	→ 06/98; + ABS		03.0137-0209.2 650209	BDX Ø 180 x 42
				- ABS		03.0137-0209.2 650209 03.0420-1020.3 681020 03.0520-1020.3 691020	BDX Ø 180 x 42 BDX Ø 180 x 42 Ø 20,64 + RZ / + Zub Kit BDX Ø 180 x 42 Ø 20,64 + RZ / + Zub TopKit
				07/98→; + ABS		03.0137-0312.2 650312	TRW Ø 203 x 38
				+ ABS		03.0520-3517.3 693517	TRW Ø 203 x 39 Ø 17,78 + RZ / + Zub TopKit
<b> Seilzug, Feststellbremse</b>							
1.2 (S063, S064)	40	03/93→05/96	➡	☑; → 04/96; - ABS; Trommelbremse	2	24.3727-1038.2 581038	L= 1.442
				☑; → 04/96; + ABS; Trommelbremse	2	24.3727-1039.2 581039	L= 1.460
1.2 (S066, S068)	43	05/96→08/04	➡	☑; - ABS; Trommelbremse	2	24.3727-1038.2 581038	L= 1.442
				☑; + ABS; Trommelbremse	2	24.3727-1039.2 581039	L= 1.460
<b>RENAULT - TWINGO II (CN0_) 03/07→</b>							
<b> Radbremszylinder</b>							
1.2 (CN0D)	43	03/07→	➡	→ 09/12		24.3217-1727.3 020524	Ø 17,46 ALU
1.2 16V	55	03/08→					
1.2 16V (CN04, CN0A, CN0B)	55	03/07→	➡	10/12→ 07/14		24.3217-1730.3 020542	Ø 17,46 ALU
1.2 16V (CN0K, CN0V)	56	03/07→					
1.2 TCe 100 (CN0P)	75	02/11→					
1.2 Turbo (CN0C, CN0F)	74	03/07→					
1.5 dCi (CN0E)	47	03/07→					
1.5 dCi (CN0U)	62	04/08→					
1.5 dCi 75	55	10/10→					
1.5 dCi 90	63	10/10→					
<b>Zubehörsatz, Bremsbacken</b>							
1.2 (CN0D)	43	03/07→	➡	→ 09/12		03.0137-9278.2 669278	
1.2 16V	55	03/08→					
1.2 16V (CN04, CN0A, CN0B)	55	03/07→	➡	10/12→ 07/14		03.0137-9317.2 669317	
1.2 16V (CN0K, CN0V)	56	03/07→					
1.2 TCe 100 (CN0P)	75	02/11→					
1.2 Turbo (CN0C, CN0F)	74	03/07→					
1.5 dCi (CN0E)	47	03/07→					
1.5 dCi (CN0U)	62	04/08→					
1.5 dCi 75	55	10/10→					
1.5 dCi 90	63	10/10→					
↓							

	kw				!#			
<b>RENAULT - TWINGO II (CN0_) 03/07→</b>								
 <b>Bremstrommel</b>								
1.2 (CN0D)	43	03/07→	➔	→ 07/14		24.0220-3037.1	480308	Ø 203,0 x 48 / 204,5 - RLG / - ABS Ring
1.2 16V	55	03/08→						
1.2 16V (CN04, CN0A, CN0B)	55	03/07→				24.0220-3737.2	480218	Ø 203,0 x 48 / 204,5 + RLG / - ABS Ring
1.2 16V (CN0K, CN0V)	56	03/07→						
1.2 TCe 100 (CN0P)	75	02/11→						
1.2 Turbo (CN0C, CN0F)	74	03/07→						
1.5 dCi (CN0E)	47	03/07→						
1.5 dCi (CN0U)	62	04/08→						
1.5 dCi 75	55	10/10→						
1.5 dCi 90	63	10/10→						
 <b>Bremsbackensatz</b>								
1.2 (CN0D)	43	03/07→	➔	→ 09/12		03.0137-0498.2	650498	TRW Ø 203 x 38 + HEB
1.2 16V	55	03/08→						
1.2 16V (CN04, CN0A, CN0B)	55	03/07→				03.0520-4717.3	694717	Ø 203 x 38 Ø 17,46 + RZ / + Zub TopKit
1.2 16V (CN0K, CN0V)	56	03/07→	➔	10/12→ 07/14		03.0137-0522.2	650522	Ø 203 x 38 + HEB
1.2 TCe 100 (CN0P)	75	02/11→				03.0520-5317.3	690113	ATE Ø 203 x 38 Ø 17,46 + RZ / + Zub TopKit
1.2 Turbo (CN0C, CN0F)	74	03/07→						
1.5 dCi (CN0E)	47	03/07→						
1.5 dCi (CN0U)	62	04/08→						
1.5 dCi 75	55	10/10→						
1.5 dCi 90	63	10/10→						
 <b>Seilzug, Feststellbremse</b>								
1.2 (CN0D)	43	03/07→	➔	☐; → 07/14; Trommelbremse		24.3727-1076.2	581076	L= 1.322
1.2 16V	55	03/08→						
1.2 16V (CN04, CN0A, CN0B)	55	03/07→	➔	☐; → 07/14; Trommelbremse		24.3727-1077.2	581077	L= 1.273
1.2 16V (CN0K, CN0V)	56	03/07→						
1.2 TCe 100 (CN0P)	75	02/11→						
1.2 Turbo (CN0C, CN0F)	74	03/07→						
1.5 dCi (CN0E)	47	03/07→						
1.5 dCi (CN0U)	62	04/08→						
1.5 dCi 75	55	10/10→						
1.5 dCi 90	63	10/10→						
<b>RENAULT - TWINGO III (BCM_) 09/14→</b>								
<b>Zubehörsatz, Bremsbacken</b>								
0.9 TCe 110	80	11/16→	➔			03.0137-9309.2	669309	AP
0.9 TCe 90	66	09/14→						
1.0 SCe 70	51	09/15→						
1.0 SCe 70	52	09/14→						
 <b>Bremsbackensatz</b>								
0.9 TCe 110	80	11/16→	➔			03.0137-0531.2	650531	Ø 228 x 42 + HEB
0.9 TCe 90	66	09/14→						
1.0 SCe 70	51	09/15→						
1.0 SCe 70	52	09/14→						
 <b>Seilzug, Feststellbremse</b>								
0.9 TCe 110	80	11/16→	➔	☑	2	24.3727-2803.2	582803	L= 1.855
0.9 TCe 90	66	09/14→						
1.0 SCe 70	51	09/15→						
1.0 SCe 70	52	09/14→						
<b>RENAULT - ZOE (BFM_) 06/12→</b>								
 <b>Radbremszylinder</b>								
ZOE	65	06/12→	➔			24.3222-1729.3	020526	Ø 22,2 ALU
ZOE	68	09/16→						
<b>Zubehörsatz, Bremsbacken</b>								
ZOE	65	06/12→	➔			03.0137-9228.2	669228	BDX
ZOE	68	09/16→						
 <b>Bremsbackensatz</b>								
ZOE	65	06/12→	➔			03.0137-0496.2	650496	BDX Ø 228 x 42 + HEB
ZOE	68	09/16→						
<b>ROVER - 25 Schrägheck (RF) 09/99→06/06</b>								
 <b>Radbremszylinder</b>								
1.1 16V	55	01/04→05/05	➔			24.3219-1743.3	020485	Ø 19,05 ALU
1.4 16V	62	10/99→05/05						
1.4 16V	76	10/99→05/05						
1.6 16V	80	10/99→05/05						
1.8 16V	85	10/99→05/05						










	kW				#		
<b>ROVER - 25 Schrägheck (RF) 09/99→06/06</b>							
 <b>Radbremszylinder</b>							
1.8 16V 2.0 iDT 2.0 iDT	107 74 83	02/00→05/05 10/99→05/05 01/02→12/04	➔			24.3219-1743.3 020485	Ø 19,05 ALU
 <b>Bremsbackensatz</b>							
1.1 16V 1.4 16V 1.4 16V 1.6 16V 1.8 16V 1.8 16V 2.0 iDT 2.0 iDT	55 62 76 80 85 107 74 83	01/04→05/05 10/99→05/05 10/99→05/05 10/99→05/05 10/99→05/05 02/00→05/05 10/99→05/05 01/02→12/04	➔			03.0137-0339.2 650339	Ø 203 x 38
<b>ROVER - 45 Schrägheck (RT) 02/00→05/05</b>							
 <b>Radbremszylinder</b>							
1.4 1.6 1.8 2.0 iDT 2.0 iDT 2.0 V6	76 80 86 74 83 110	02/00→05/05 02/00→05/05 02/00→05/05 02/00→05/05 01/04→05/05 02/00→05/05	➔	74465→		24.3219-1743.3 020485	Ø 19,05 ALU
 <b>Bremsbackensatz</b>							
1.4 1.6 1.8 2.0 iDT 2.0 iDT 2.0 V6	76 80 86 74 83 110	02/00→05/05 02/00→05/05 02/00→05/05 02/00→05/05 01/04→05/05 02/00→05/05	➔			03.0137-0339.2 650339	Ø 203 x 38
<b>ROVER - 45 Stufenheck (RT) 02/00→05/05</b>							
 <b>Radbremszylinder</b>							
1.4 1.6 1.8 2.0 iDT 2.0 iDT 2.0 V6	76 80 86 74 83 110	02/00→05/05 02/00→05/05 02/00→05/05 02/00→05/05 01/04→05/05 02/00→05/05	➔	74465→		24.3219-1743.3 020485	Ø 19,05 ALU
 <b>Bremsbackensatz</b>							
1.4 1.6 1.8 2.0 iDT 2.0 iDT 2.0 V6	76 80 86 74 83 110	02/00→05/05 02/00→05/05 02/00→05/05 02/00→05/05 01/04→05/05 02/00→05/05	➔			03.0137-0339.2 650339	Ø 203 x 38
<b>ROVER - 75 (RJ) 02/99→10/05</b>							
 <b>Bremsbackensatz, Feststellbremse</b>							
1.8 1.8 Turbo 2.0 CDT 2.0 CDTi 2.0 V6 2.5 V6 2.5 V6	88 110 85 96 110 129 130	02/99→05/05 05/03→05/05 02/99→05/05 02/03→05/05 02/99→05/05 02/99→10/01 10/01→05/05	➔			03.0137-0408.2 650408	Ø 160 x 20
<b>Reparaturatz, Automatische Nachstellung</b>							
1.8 1.8 Turbo 2.0 CDT 2.0 CDTi 2.0 V6 2.5 V6 2.5 V6	88 110 85 96 110 129 130	02/99→05/05 05/03→05/05 02/99→05/05 02/03→05/05 02/99→05/05 02/99→10/01 10/01→05/05				03.0137-9701.2 669701 03.0137-9702.2 669702	
<b>ROVER - 75 Tourer (RJ) 08/01→06/06</b>							
 <b>Bremsbackensatz, Feststellbremse</b>							
1.8 1.8 Turbo 2.0 CDT 2.0 CDTi 2.0 V6 2.5 V6 ↓	88 110 85 96 110 130	08/01→05/05 05/03→05/05 08/01→05/05 02/03→05/05 08/01→05/05 08/01→05/05	➔			03.0137-0408.2 650408	Ø 160 x 20










	kW				!#			
<b>ROVER - 75 Tourer (R.J) 08/01→06/06</b>								
<b>Reparaturatz, Automatische Nachstellung</b>								
1.8	88	08/01→05/05				03.0137-9701.2	669701	
1.8 Turbo	110	05/03→05/05				03.0137-9702.2	669702	
2.0 CDT	85	08/01→05/05						
2.0 CDTi	96	02/03→05/05						
2.0 V6	110	08/01→05/05						
2.5 V6	130	08/01→05/05						
<b>ROVER - 100 / METRO Schrägheck (XP) 11/89→12/98</b>								
<b>Zubehörsatz, Bremsbacken</b>								
111 C/L/S	44	03/90→12/98	➔	05/90→		03.0137-9200.2	669200	AP
114 GTI/GT 16V Cat	66	03/90→12/98						
114 S/L/GTA	55	03/90→12/98						
114 GTI 16V	76	08/91→12/98	➔			03.0137-9200.2	669200	AP
<b> Bremsbackensatz</b>								
111 C/L/S	44	03/90→12/98	➔	05/90→		03.0137-0080.2	650080	AP Ø 178 x 32
114 GTI/GT 16V Cat	66	03/90→12/98				03.0420-2417.3	682417	AP Ø 178 x 32 Ø 17,46 + RZ / + Zub Kit
114 S/L/GTA	55	03/90→12/98						
114 GTI 16V	76	08/91→12/98	➔			03.0137-0080.2	650080	AP Ø 178 x 32
						03.0420-2417.3	682417	AP Ø 178 x 32 Ø 17,46 + RZ / + Zub Kit
<b>ROVER - 100 Cabriolet (XP) 04/94→12/98</b>								
<b>Zubehörsatz, Bremsbacken</b>								
111	44	04/94→10/97	➔			03.0137-9200.2	669200	AP
114	55	04/94→10/97						
114	75	03/97→10/98						
<b> Bremsbackensatz</b>								
111	44	04/94→10/97	➔			03.0137-0080.2	650080	AP Ø 178 x 32
114	55	04/94→10/97				03.0420-2417.3	682417	AP Ø 178 x 32 Ø 17,46 + RZ / + Zub Kit
114	75	03/97→10/98						
<b>ROVER - 200 Cabriolet (XW) 04/90→11/99</b>								
<b>Zubehörsatz, Bremsbacken</b>								
214 1.4	66	01/92→11/99	➔	→ 10/95; - ABS		03.0137-9221.2	669221	
216 1.6i	90	01/92→11/99						
<b> Bremsbackensatz</b>								
214 1.4	66	01/92→11/99	➔	→ 10/95; - ABS		03.0137-0339.2	650339	Ø 203 x 38
216 1.6i	90	01/92→11/99				03.0420-3719.3	683719	TRW Ø 203 x 38 Ø 19,05 + RZ / + Zub Kit
<b>ROVER - 200 Coupe (XW) 10/92→06/99</b>								
<b> Radbremszylinder</b>								
216	82	01/96→12/97	➔	- ABS		24.3219-1743.3	020485	Ø 19,05 ALU
<b> Bremsbackensatz</b>								
216	82	01/96→12/97	➔	- ABS		03.0137-0339.2	650339	Ø 203 x 38
						03.0420-4519.3	684519	Ø 203 x 38 Ø 19,05 + RZ / + Zub Kit
<b>ROVER - 200 Schrägheck (RF) 11/95→11/00</b>								
<b> Radbremszylinder</b>								
211	44	01/98→03/00	➔	- ABS		24.3219-1743.3	020485	Ø 19,05 ALU
214 Si	76	11/95→03/00						
218 Si	88	08/99→03/00						
214 i	55	11/95→03/00	➔	01/96→; - ABS		24.3219-1743.3	020485	Ø 19,05 ALU
216 Si	82	11/95→06/99						
220 D/SD	63	11/95→03/00						
220 SDi	77	11/95→03/00						
218 K Vi	107	11/95→03/00	➔	01/97→; - ABS		24.3219-1743.3	020485	Ø 19,05 ALU
<b> Bremsbackensatz</b>								
211	44	01/98→03/00	➔	- ABS		03.0137-0339.2	650339	Ø 203 x 38
214 Si	76	11/95→03/00				03.0420-4519.3	684519	Ø 203 x 38 Ø 19,05 + RZ / + Zub Kit
218 Si	88	08/99→03/00						
214 i	55	11/95→03/00	➔	01/96→; - ABS		03.0137-0339.2	650339	Ø 203 x 38
216 Si	82	11/95→06/99						
220 D/SD	63	11/95→03/00						













	kw				!#		
<b>ROVER - 200 Schrägheck (RF) 11/95→11/00</b>							
 <b>Bremsbackensatz</b>							
220 SDi	77	11/95→03/00	➡	01/96→; - ABS		<b>03.0420-4519.3 684519</b>	Ø 203 x 38 Ø 19,05 + RZ / + Zub Kit
218 K Vi	107	11/95→03/00	➡	01/97→; - ABS		<b>03.0137-0339.2 650339</b> <b>03.0420-4519.3 684519</b>	Ø 203 x 38 Ø 203 x 38 Ø 19,05 + RZ / + Zub Kit
<b>ROVER - 400 (RT) 05/95→03/00</b>							
 <b>Radbremszylinder</b>							
414	55	03/96→12/99	➡	- ABS		<b>24.3219-1743.3 020485</b>	Ø 19,05 ALU
414 Si	76	05/95→03/00					
420 D	63	11/95→03/00					
420 Di	77	05/95→03/00					
420 Si Lux	100	12/95→03/00					
416 Si	82	05/95→03/00	➡	06/95→; - ABS		<b>24.3219-1743.3 020485</b>	Ø 19,05 ALU
416 Si	83	05/95→03/00					
416 Si	85	05/95→03/00					
 <b>Bremsbackensatz</b>							
414	55	03/96→12/99	➡			<b>03.0137-0339.2 650339</b>	Ø 203 x 38
414 Si	76	05/95→03/00	➡	- ABS		<b>03.0420-4519.3 684519</b>	Ø 203 x 38 Ø 19,05 + RZ / + Zub Kit
416 Si	82	05/95→03/00	➡	06/95→		<b>03.0137-0339.2 650339</b>	Ø 203 x 38
416 Si	83	05/95→03/00					
416 Si	85	05/95→03/00					
420 D	63	11/95→03/00	➡			<b>03.0137-0339.2 650339</b>	Ø 203 x 38
420 Di	77	05/95→03/00					
420 Si Lux	100	12/95→03/00					
<b>ROVER - 400 Schrägheck (RT) 05/95→03/00</b>							
 <b>Radbremszylinder</b>							
414	55	03/96→12/97	➡	- ABS		<b>24.3219-1743.3 020485</b>	Ø 19,05 ALU
414 Si	76	05/95→03/00					
416 Si	83	06/95→03/00					
416 Si	85	06/95→03/00					
420 D	63	11/95→03/00					
420 Di	77	05/95→03/00					
420 Si Lux	100	12/95→03/00					
416 Si	82	05/95→03/00	➡	06/95→; - ABS		<b>24.3219-1743.3 020485</b>	Ø 19,05 ALU
 <b>Bremsbackensatz</b>							
414	55	03/96→12/97	➡			<b>03.0137-0339.2 650339</b>	Ø 203 x 38
414 Si	76	05/95→03/00	➡	- ABS		<b>03.0420-4519.3 684519</b>	Ø 203 x 38 Ø 19,05 + RZ / + Zub Kit
416 Si	82	05/95→03/00	➡	06/95→		<b>03.0137-0339.2 650339</b>	Ø 203 x 38
416 Si	83	06/95→03/00	➡			<b>03.0137-0339.2 650339</b>	Ø 203 x 38
416 Si	85	06/95→03/00					
420 D	63	11/95→03/00					
420 Di	77	05/95→03/00					
420 Si Lux	100	12/95→03/00					
<b>ROVER - 400 Tourer (XW) 09/93→11/98</b>							
<b>Zubehörsatz, Bremsbacken</b>							
1.6 i	82	05/94→11/98	➡	→ 04/95; - ABS		<b>03.0137-9221.2 669221</b>	
1.6 i	90	05/94→11/98					
 <b>Bremsbackensatz</b>							
1.6 i	82	05/94→11/98	➡	→ 04/95; - ABS		<b>03.0137-0339.2 650339</b>	Ø 203 x 38
1.6 i	90	05/94→11/98					
<b>ROVER - COUPE 03/96→11/99</b>							
 <b>Radbremszylinder</b>							
1.8 16 V	107	03/96→11/99	➡	01/97→; - ABS		<b>24.3219-1743.3 020485</b>	Ø 19,05 ALU
 <b>Bremsbackensatz</b>							
1.8 16 V	107	03/96→11/99	➡	01/97→; - ABS		<b>03.0137-0339.2 650339</b> <b>03.0420-4519.3 684519</b>	Ø 203 x 38 Ø 203 x 38 Ø 19,05 + RZ / + Zub Kit











	kw				!#		
<b>ROVER - MINI Schrägheck 01/91→11/00</b>							
 <b>Radbremszylinder</b>							
1300 1300 1300	37 37 46	04/92→10/96 10/92→11/00 01/92→11/00	➔	→ 04/95		24.3219-1401.3 020351	AP Ø 19,05 ALU
<b>Zubehörsatz, Bremsbacken</b>							
1300 1300 1300	37 37 46	04/92→10/96 10/92→11/00 01/92→11/00	➔	→ 04/95		03.0137-9205.2 669205	AP
 <b>Bremsbackensatz</b>							
1300 1300 1300	37 37 46	04/92→10/96 10/92→11/00 01/92→11/00	➔	→ 04/95		03.0137-0080.2 650080	AP Ø 178 x 32
<b>SAAB - 9-3 (YS3D) 02/98→08/03</b>							
 <b>Bremsbackensatz, Feststellbremse</b>							
2.0 i 2.0 SE Turbo 2.0 Turbo 2.0 Turbo 2.0 Turbo 2.0 Turbo 2.2 TiD 2.2 TiD 2.3 2.3 i 2.3 Turbo	96 147 110 113 136 151 85 92 169 110 165	02/98→09/02 02/98→09/02 03/99→09/02 10/98→09/02 02/98→09/02 10/99→09/02 02/98→11/00 11/00→09/02 09/99→01/02 02/98→09/02 10/98→09/02	➔			03.0137-0172.2 650172	Ø 160 x 25
<b>Zubehörsatz, Feststellbremsbacken</b>							
2.0 i 2.0 SE Turbo 2.0 Turbo 2.0 Turbo 2.0 Turbo 2.0 Turbo 2.2 TiD 2.2 TiD 2.3 2.3 i 2.3 Turbo	96 147 110 113 136 151 85 92 169 110 165	02/98→09/02 02/98→09/02 03/99→09/02 10/98→09/02 02/98→09/02 10/99→09/02 02/98→11/00 11/00→09/02 09/99→01/02 02/98→09/02 10/98→09/02	➔			03.0137-9243.2 669243	
 <b>Seilzug, Feststellbremse</b>							
2.0 i 2.0 SE Turbo 2.0 Turbo 2.0 Turbo 2.0 Turbo 2.0 Turbo 2.2 TiD 2.2 TiD 2.3 2.3 i 2.3 Turbo	96 147 110 113 136 151 85 92 169 110 165	02/98→09/02 02/98→09/02 03/99→09/02 10/98→09/02 02/98→09/02 10/99→09/02 02/98→11/00 11/00→09/02 09/99→01/02 02/98→09/02 10/98→09/02	➔	↓; Scheibenbremse	1	24.3727-1106.2 581106	L= 2.180 L2= 1.425
<b>SAAB - 9-3 Cabriolet (YS3D) 02/98→08/03</b>							
 <b>Bremsbackensatz, Feststellbremse</b>							
2.0 i 2.0 SE Turbo 2.0 Turbo 2.0 Turbo 2.0 Turbo 2.0 Turbo 2.3 i 2.3 Turbo 2.3	96 147 110 113 136 151 110 165 169	02/98→08/03 02/98→08/03 01/01→08/03 10/98→08/03 02/98→08/03 10/99→08/03 02/98→08/03 10/99→08/03 09/99→01/02	➔	→ 07/03		03.0137-0172.2 650172	Ø 160 x 25
			➔	10/99→		03.0137-0172.2 650172	Ø 160 x 25
<b>Zubehörsatz, Feststellbremsbacken</b>							
2.0 i 2.0 SE Turbo 2.0 Turbo 2.0 Turbo 2.0 Turbo 2.0 Turbo 2.3 i 2.3 Turbo 2.3	96 147 110 113 136 151 110 165 169	02/98→08/03 02/98→08/03 01/01→08/03 10/98→08/03 02/98→08/03 10/99→08/03 02/98→08/03 10/99→08/03 09/99→01/02	➔	→ 07/03		03.0137-9243.2 669243	
			➔	10/99→		03.0137-9243.2 669243	























	kW				#		
<b>SAAB - 9-3 Cabriolet (YS3D) 02/98→08/03</b>							
 <b>Seilzug, Feststellbremse</b>							
2.0 i	96	02/98→08/03	➔	⏴; → 07/03; Scheibenbremse	1	24.3727-1106.2 581106	L= 2.180 L2= 1.425
2.0 SE Turbo	147	02/98→08/03					
2.0 Turbo	110	01/01→08/03					
2.0 Turbo	113	10/98→08/03					
2.0 Turbo	136	02/98→08/03					
2.0 Turbo	151	10/99→08/03					
2.3 i	110	02/98→08/03					
2.3 Turbo	165	10/99→08/03					
2.3	169	09/99→01/02	➔	⏴; 10/99→; Scheibenbremse	1	24.3727-1106.2 581106	L= 2.180 L2= 1.425
<b>SAAB - 9-5 (YS3E) 09/97→12/09</b>							
 <b>Bremsbackensatz, Feststellbremse</b>							
1.9 TiD	110	01/06→12/09	➔			03.0137-0172.2 650172	Ø 160 x 25
2.0 t	110	09/97→12/09					
2.0 t	136	07/00→12/09					
2.0 t BioPower	110	01/05→12/09					
2.0 Turbo SE	141	10/98→07/00					
2.2 TiD	88	03/02→12/09					
2.3 t	125	09/97→12/09					
2.3 t	136	01/01→12/09					
2.3 t BioPower	136	01/07→12/09					
2.3 t BioPower	152	11/06→12/09					
2.3 Turbo	134	04/08→12/09					
2.3 Turbo	162	07/03→12/09					
2.3 Turbo	169	10/99→09/01					
2.3 Turbo	184	09/01→12/09					
2.3 Turbo	188	04/08→12/09					
2.3 Turbo	191	11/05→12/09					
3.0 TiD	130	07/01→12/09					
3.0 V6t	147	01/98→12/09					
2.0 t Biopower	132	09/05→12/09	➔	06/06→		03.0137-0172.2 650172	Ø 160 x 25
2.3 Turbo	224	06/03→08/05	➔	→ 03/04		03.0137-0172.2 650172	Ø 160 x 25
<b>Zubehörsatz, Feststellbremsbacken</b>							
1.9 TiD	110	01/06→12/09	➔			03.0137-9243.2 669243	
2.0 t	110	09/97→12/09					
2.0 t	136	07/00→12/09					
2.0 t BioPower	110	01/05→12/09					
2.0 Turbo SE	141	10/98→07/00					
2.2 TiD	88	03/02→12/09					
2.3 t	125	09/97→12/09					
2.3 t	136	01/01→12/09					
2.3 t BioPower	136	01/07→12/09					
2.3 t BioPower	152	11/06→12/09					
2.3 Turbo	134	04/08→12/09					
2.3 Turbo	162	07/03→12/09					
2.3 Turbo	169	10/99→09/01					
2.3 Turbo	184	09/01→12/09					
2.3 Turbo	188	04/08→12/09					
2.3 Turbo	191	11/05→12/09					
3.0 TiD	130	07/01→12/09					
3.0 V6t	147	01/98→12/09					
2.0 t Biopower	132	09/05→12/09	➔	06/06→		03.0137-9243.2 669243	
2.3 Turbo	224	06/03→08/05	➔	→ 03/04		03.0137-9243.2 669243	
 <b>Seilzug, Feststellbremse</b>							
1.9 TiD	110	01/06→12/09	➔	⏴; Scheibenbremse	2	24.3727-1108.2 581108	L= 1.410 L2= 1.410
2.2 TiD	88	03/02→12/09					
2.3 t	136	01/01→12/09					
2.3 Turbo	162	07/03→12/09					
2.3 Turbo	169	10/99→09/01					
2.3 Turbo	184	09/01→12/09					
2.3 Turbo	188	04/08→12/09					
2.3 Turbo	191	11/05→12/09					
3.0 TiD	130	07/01→12/09					
2.0 t	110	09/97→12/09	➔	⏴; W3075143→; Scheibenbremse	2	24.3727-1108.2 581108	L= 1.410 L2= 1.410
2.0 t	136	07/00→12/09					
2.0 t Biopower	132	09/05→12/09	➔	⏴; X3001207→; Scheibenbremse	2	24.3727-1108.2 581108	L= 1.410 L2= 1.410
2.0 t BioPower	110	01/05→12/09					
2.0 Turbo SE	141	10/98→07/00					
2.3 t	125	09/97→12/09					
2.3 t BioPower	136	01/07→12/09					
2.3 t BioPower	152	11/06→12/09					
2.3 Turbo	134	04/08→12/09					
3.0 V6t	147	01/98→12/09					
2.3 Turbo	224	06/03→08/05	➔	⏴; → 03/04; Scheibenbremse	2	24.3727-1108.2 581108	L= 1.410 L2= 1.410

	kW				#		
<b>SAAB - 9-5 Kombi (YS3E) 10/98→12/09</b>							
 <b>Bremsbackensatz, Feststellbremse</b>							
1.9 TiD	110	01/06→12/09	➔			03.0137-0172.2 650172	Ø 160 x 25
1.9 TiD	129	01/07→12/09					
2.0 t	110	10/98→12/09					
2.0 t	136	07/00→07/01					
2.0 t	141	10/98→07/00					
2.0 t BioPower	110	01/06→12/09					
2.2 TiD	88	03/02→12/09					
2.3 t	125	10/98→12/09					
2.3 t BioPower	136	01/07→12/09					
2.3 t BioPower	152	11/06→12/09					
2.3 Turbo	162	07/03→12/09					
2.3 Turbo	169	10/99→09/01					
2.3 Turbo	184	09/01→12/09					
2.3 Turbo	188	04/08→12/09					
2.3 Turbo	191	01/06→12/09					
2.3 Turbo	224	06/03→08/05					
3.0 TiD	130	07/01→12/09					
3.0 V6t	147	10/98→12/09					
2.0 t Biopower	132	09/05→12/09	➔	06/06→		03.0137-0172.2 650172	Ø 160 x 25
2.3 t	136	01/01→12/09	➔	01/02→		03.0137-0172.2 650172	Ø 160 x 25
2.3 t BioPower	154	11/06→12/09	➔	01/07→		03.0137-0172.2 650172	Ø 160 x 25
<b>Zubehörsatz, Feststellbremsbacken</b>							
1.9 TiD	110	01/06→12/09	➔			03.0137-9243.2 669243	
1.9 TiD	129	01/07→12/09					
2.0 t	110	10/98→12/09					
2.0 t	136	07/00→07/01					
2.0 t	141	10/98→07/00					
2.0 t BioPower	110	01/06→12/09					
2.2 TiD	88	03/02→12/09					
2.3 t	125	10/98→12/09					
2.3 t BioPower	136	01/07→12/09					
2.3 t BioPower	152	11/06→12/09					
2.3 Turbo	162	07/03→12/09					
2.3 Turbo	169	10/99→09/01					
2.3 Turbo	184	09/01→12/09					
2.3 Turbo	188	04/08→12/09					
2.3 Turbo	191	01/06→12/09					
2.3 Turbo	224	06/03→08/05					
3.0 TiD	130	07/01→12/09					
3.0 V6t	147	10/98→12/09					
2.0 t Biopower	132	09/05→12/09	➔	06/06→		03.0137-9243.2 669243	
2.3 t	136	01/01→12/09	➔	01/02→		03.0137-9243.2 669243	
2.3 t BioPower	154	11/06→12/09	➔	01/07→		03.0137-9243.2 669243	
 <b>Seilzug, Feststellbremse</b>							
1.9 TiD	110	01/06→12/09	➔	⚠; Scheibenbremse	2	24.3727-1108.2 581108	L= 1.410 L2= 1.410
1.9 TiD	129	01/07→12/09					
2.2 TiD	88	03/02→12/09					
2.3 t	136	01/01→12/09					
2.3 Turbo	162	07/03→12/09					
2.3 Turbo	169	10/99→09/01					
2.3 Turbo	184	09/01→12/09					
2.3 Turbo	188	04/08→12/09					
2.3 Turbo	191	01/06→12/09					
2.3 Turbo	224	06/03→08/05					
3.0 TiD	130	07/01→12/09					
2.0 t	110	10/98→12/09	➔	⚠; W3075143→; Scheibenbremse	2	24.3727-1108.2 581108	L= 1.410 L2= 1.410
2.0 t	136	07/00→07/01					
2.0 t	141	10/98→07/00	➔	⚠; X3001207→; Scheibenbremse	2	24.3727-1108.2 581108	L= 1.410 L2= 1.410
2.0 t Biopower	132	09/05→12/09					
2.0 t BioPower	110	01/06→12/09					
2.3 t	125	10/98→12/09					
2.3 t BioPower	136	01/07→12/09					
2.3 t BioPower	152	11/06→12/09					
2.3 t BioPower	154	11/06→12/09					
3.0 V6t	147	10/98→12/09	➔	⚠; W3075143→; Scheibenbremse	2	24.3727-1108.2 581108	L= 1.410 L2= 1.410
			➔	⚠; X3001206→; Scheibenbremse	2	24.3727-1108.2 581108	L= 1.410 L2= 1.410
<b>SAAB - 900 II 07/93→04/99</b>							
 <b>Bremsbackensatz, Feststellbremse</b>							
2.0 -16 Turbo	136	07/93→02/98	➔	09/93→		03.0137-0172.2 650172	Ø 160 x 25
2.3 -16	110	07/93→02/98					
2.5 -24 V6	125	07/93→02/98					
2.0 i	96	08/94→02/98	➔			03.0137-0172.2 650172	Ø 160 x 25
↓							







	kW				!#		
<b>SAAB - 900 II 07/93→04/99</b>							
<b>Zubehörsatz, Feststellbremsbacken</b>							
2.0 -16 Turbo	136	07/93→02/98	➔	09/93→		03.0137-9243.2	669243
2.3 -16	110	07/93→02/98					
2.5 -24 V6	125	07/93→02/98					
2.0 i	96	08/94→02/98	➔			03.0137-9243.2	669243
<b> Seilzug, Feststellbremse</b>							
2.0 -16 Turbo	136	07/93→02/98	➔	☒; V7002550→; Scheibenbremse	2	24.3727-1106.2	581106 L= 2.180 L2= 1.425
2.0 i	96	08/94→02/98					
2.3 -16	110	07/93→02/98	➔	☒; V2011537→; Scheibenbremse	2	24.3727-1106.2	581106 L= 2.180 L2= 1.425
2.5 -24 V6	125	07/93→02/98					
<b>SAAB - 900 II Cabriolet 09/93→04/99</b>							
<b> Bremsbackensatz, Feststellbremse</b>							
2.0 -16 Turbo	136	12/93→02/98	➔			03.0137-0172.2	650172 Ø 160 x 25
2.0 i	96	12/93→02/98					
2.3 -16	110	12/93→02/98					
2.5 -24 V6	125	12/93→02/98					
<b>Zubehörsatz, Feststellbremsbacken</b>							
2.0 -16 Turbo	136	12/93→02/98	➔			03.0137-9243.2	669243
2.0 i	96	12/93→02/98					
2.3 -16	110	12/93→02/98					
2.5 -24 V6	125	12/93→02/98					
<b> Seilzug, Feststellbremse</b>							
2.0 -16 Turbo	136	12/93→02/98	➔	☒; V7002550→; Scheibenbremse	2	24.3727-1106.2	581106 L= 2.180 L2= 1.425
2.0 i	96	12/93→02/98					
2.3 -16	110	12/93→02/98	➔	☒; V2011537→; Scheibenbremse	2	24.3727-1106.2	581106 L= 2.180 L2= 1.425
2.5 -24 V6	125	12/93→02/98					
<b>SAAB - 900 II Coupe 12/93→04/99</b>							
<b> Bremsbackensatz, Feststellbremse</b>							
2.0 -16 Turbo	136	12/93→02/98	➔			03.0137-0172.2	650172 Ø 160 x 25
2.0 i	96	08/94→02/98					
2.3 -16	110	12/93→02/98					
2.5 -24 V6	125	12/93→02/98					
<b>Zubehörsatz, Feststellbremsbacken</b>							
2.0 -16 Turbo	136	12/93→02/98	➔			03.0137-9243.2	669243
2.0 i	96	08/94→02/98					
2.3 -16	110	12/93→02/98					
2.5 -24 V6	125	12/93→02/98					
<b> Seilzug, Feststellbremse</b>							
2.0 -16 Turbo	136	12/93→02/98	➔	☒; V7002550→; Scheibenbremse	2	24.3727-1106.2	581106 L= 2.180 L2= 1.425
2.0 i	96	08/94→02/98					
2.3 -16	110	12/93→02/98	➔	☒; V2011537→; Scheibenbremse	2	24.3727-1106.2	581106 L= 2.180 L2= 1.425
2.5 -24 V6	125	12/93→02/98					
<b>SAAB - 9000 04/85→12/98</b>							
<b> Seilzug, Feststellbremse</b>							
2.0 -16 CD	96	09/93→12/98	➔	☐; → 08/96; Scheibenbremse		24.3727-1105.2	581105 L= 2.025
2.0 -16 CD	110	09/93→12/98					
2.3 -16 CDE	108	09/93→12/98	➔	☐; 09/96→ 05/98; Scheibenbremse		24.3727-1105.2	581105 L= 2.025
2.3 -16 CDE Eco-Power	125	09/93→12/98	➔	☐; 09/96→ 05/98; Scheibenbremse		24.3727-1107.2	581107 L= 1.892
			➔	☐; → 08/96; Scheibenbremse		24.3727-1107.2	581107 L= 1.892
2.0 -16 Turbo CD	108	09/92→12/98	➔	☐; → 08/93; Scheibenbremse		24.3727-1105.2	581105 L= 2.025
2.0 -16 Turbo CD	136	09/89→12/98	➔	☐; 09/96→ 05/98; Scheibenbremse		24.3727-1105.2	581105 L= 2.025
			➔	☐; 09/93→ 08/96; Scheibenbremse		24.3727-1105.2	581105 L= 2.025
			➔	☐; 09/96→ 05/98; Scheibenbremse		24.3727-1107.2	581107 L= 1.892
			➔	☐; 09/93→ 08/96; Scheibenbremse		24.3727-1107.2	581107 L= 1.892
			➔	☐; → 08/93; Scheibenbremse		24.3727-1107.2	581107 L= 1.892
2.3 -16 CD	107	08/89→12/98	➔	☐; 09/89→ 08/93; Scheibenbremse		24.3727-1105.2	581105 L= 2.025
			➔	☐; 09/89→ 08/93; Scheibenbremse		24.3727-1107.2	581107 L= 1.892
2.3 -16 CD Turbo	147	07/90→12/98	➔	☐; 09/96→ 05/98; Scheibenbremse		24.3727-1105.2	581105 L= 2.025
			➔	☐; 09/93→ 08/96; Scheibenbremse		24.3727-1105.2	581105 L= 2.025
			➔	☐; 09/96→ 05/98; Scheibenbremse		24.3727-1107.2	581107 L= 1.892
			➔	☐; 09/93→ 08/96; Scheibenbremse		24.3727-1107.2	581107 L= 1.892
↓							







	kw				!#		
<b>SAAB - 9000 04/85→12/98</b>							
 <b>Seilzug, Feststellbremse</b>							
2.3 -16 Turbo	143	09/90→12/98	➡	<input type="checkbox"/> ; Scheibenbremse		24.3727-1105.2 581105	L= 2.025
			➡	<input type="checkbox"/> ; Scheibenbremse		24.3727-1107.2 581107	L= 1.892
3.0 -24 V6 CD/CDE	155	07/94→12/98	➡	<input type="checkbox"/> ; 09/94→ 08/96; Scheibenbremse		24.3727-1105.2 581105	L= 2.025
			➡	<input type="checkbox"/> ; 09/96→ 05/98; Scheibenbremse		24.3727-1105.2 581105	L= 2.025
			➡	<input type="checkbox"/> ; 09/96→ 05/98; Scheibenbremse		24.3727-1107.2 581107	L= 1.892
			➡	<input type="checkbox"/> ; 09/94→ 08/96; Scheibenbremse		24.3727-1107.2 581107	L= 1.892
<b>SAAB - 9000 Schrägheck 09/84→12/98</b>							
 <b>Seilzug, Feststellbremse</b>							
2.0 -16 CS	94	01/89→12/98	➡	<input type="checkbox"/> ; → 08/89; Scheibenbremse		24.3727-1105.2 581105	L= 2.025
			➡	<input type="checkbox"/> ; 09/89→ 08/93; Scheibenbremse		24.3727-1105.2 581105	L= 2.025
			➡	<input type="checkbox"/> ; 09/89→ 08/93; Scheibenbremse		24.3727-1107.2 581107	L= 1.892
			➡	<input type="checkbox"/> ; → 08/89; Scheibenbremse		24.3727-1107.2 581107	L= 1.892
2.0 -16 CS	96	09/93→12/98	➡	<input type="checkbox"/> ; → 08/96; Scheibenbremse		24.3727-1105.2 581105	L= 2.025
2.0 -16 ND Turbo	110	09/93→12/98	➡	<input type="checkbox"/> ; 09/96→ 05/98; Scheibenbremse		24.3727-1105.2 581105	L= 2.025
2.3 -16 CSE	108	09/93→12/98	➡	<input type="checkbox"/> ; 09/96→ 05/98; Scheibenbremse		24.3727-1105.2 581105	L= 2.025
2.3 -16 CSE Eco Power	125	09/93→12/98	➡	<input type="checkbox"/> ; 09/96→ 05/98; Scheibenbremse		24.3727-1107.2 581107	L= 1.892
2.3 -16 Turbo CSE	147	09/93→12/98	➡	<input type="checkbox"/> ; → 08/96; Scheibenbremse		24.3727-1107.2 581107	L= 1.892
2.0 -16 Turbo CS	136	09/88→12/98	➡	<input type="checkbox"/> ; 09/89→ 08/93; Scheibenbremse		24.3727-1105.2 581105	L= 2.025
			➡	<input type="checkbox"/> ; → 08/89; Scheibenbremse		24.3727-1105.2 581105	L= 2.025
			➡	<input type="checkbox"/> ; 09/96→ 05/98; Scheibenbremse		24.3727-1105.2 581105	L= 2.025
			➡	<input type="checkbox"/> ; 09/93→ 08/96; Scheibenbremse		24.3727-1105.2 581105	L= 2.025
			➡	<input type="checkbox"/> ; 09/96→ 05/98; Scheibenbremse		24.3727-1107.2 581107	L= 1.892
			➡	<input type="checkbox"/> ; → 08/89; Scheibenbremse		24.3727-1107.2 581107	L= 1.892
			➡	<input type="checkbox"/> ; 09/89→ 08/93; Scheibenbremse		24.3727-1107.2 581107	L= 1.892
			➡	<input type="checkbox"/> ; 09/93→ 08/96; Scheibenbremse		24.3727-1107.2 581107	L= 1.892
2.3 -16 Aero CS	162	02/93→12/98	➡	<input type="checkbox"/> ; 09/96→ 05/98; Scheibenbremse		24.3727-1105.2 581105	L= 2.025
2.3 -16 Aero CS	165	02/93→12/98	➡	<input type="checkbox"/> ; 09/93→ 08/96; Scheibenbremse		24.3727-1105.2 581105	L= 2.025
2.3 -16 Turbo	143	09/90→12/98	➡	<input type="checkbox"/> ; 09/96→ 05/98; Scheibenbremse		24.3727-1107.2 581107	L= 1.892
			➡	<input type="checkbox"/> ; 09/93→ 08/96; Scheibenbremse		24.3727-1107.2 581107	L= 1.892
2.3 -16 CS	107	09/89→12/98	➡	<input type="checkbox"/> ; → 08/93; Scheibenbremse		24.3727-1105.2 581105	L= 2.025
			➡	<input type="checkbox"/> ; → 08/93; Scheibenbremse		24.3727-1107.2 581107	L= 1.892
3.0 -24 V6 CS/CSE	155	07/94→12/98	➡	<input type="checkbox"/> ; 09/94→ 08/96; Scheibenbremse		24.3727-1105.2 581105	L= 2.025
			➡	<input type="checkbox"/> ; 09/96→ 05/98; Scheibenbremse		24.3727-1105.2 581105	L= 2.025
			➡	<input type="checkbox"/> ; 09/96→ 05/98; Scheibenbremse		24.3727-1107.2 581107	L= 1.892
			➡	<input type="checkbox"/> ; 09/94→ 08/96; Scheibenbremse		24.3727-1107.2 581107	L= 1.892
<b>SEAT - ALHAMBRA (7V8, 7V9) 04/96→03/10</b>							
 <b>Seilzug, Feststellbremse</b>							
1.8 T 20V	110	10/97→03/10	➡	<input type="checkbox"/> ; 05/98→ 04/00; Scheibenbremse	2	24.3727-0163.2 580163	L= 1.293
			➡	<input type="checkbox"/> ; 05/00→; Scheibenbremse	2	24.3727-3404.2 583404	L= 1.320
1.9 TDI	66	04/96→03/10	➡	<input type="checkbox"/> ; Scheibenbremse	2	24.3727-0163.2 580163	L= 1.293
1.9 TDI	85	06/00→03/10					
1.9 TDI	96	11/02→11/08					
1.9 TDI	110	05/05→05/07					
2.0 i	85	04/96→03/10					
2.0 TDI	103	11/05→03/10					
1.9 TDI	81	08/96→06/00	➡	<input type="checkbox"/> ; 10/97→ 05/00; Scheibenbremse	2	24.3727-0163.2 580163	L= 1.293
1.9 TDI 4motion	85	06/00→03/10	➡	<input type="checkbox"/> ; 02/01→; Scheibenbremse	2	24.3727-3404.2 583404	L= 1.320
2.8 V6 4motion	150	06/00→03/10					
2.8 V6	150	06/00→03/10	➡	<input type="checkbox"/> ; Scheibenbremse	2	24.3727-3404.2 583404	L= 1.320
<b>SEAT - ALTEA (5P1) 03/04→</b>							
 <b>Seilzug, Feststellbremse</b>							
1.2 TSI	77	04/10→	➡	<input type="checkbox"/> ; Scheibenbremse	2	24.3727-0195.2 580195	L= 1.447
1.4 16V	63	05/06→					
1.4 TSI	92	11/07→				24.3727-2708.2 582708	L= 1.447
1.6	75	03/04→					
1.6 LPG	75	09/09→					
1.6 TDI	66	11/10→					








	kw				!#		
<b>SEAT - ALTEA (5P1) 03/04 →</b>							
 <b>Seilzug, Feststellbremse</b>							
1.6 TDI	77	10/09 →	➔	⏴; Scheibenbremse	2	24.3727-0195.2 580195	L= 1.447
1.8 TFSI	118	01/07 →				24.3727-2708.2 582708	L= 1.447
1.9 TDI	66	08/09 →					
1.9 TDI	77	04/04 →					
2.0 FSI	110	05/04 → 03/09					
2.0 TDI	100	03/04 → 05/09					
2.0 TDI	103	11/05 →					
2.0 TDI	125	03/06 →					
2.0 TDI 16V	103	03/04 →					
2.0 TFSI	147	04/06 → 05/09					
<b>SEAT - ALTEA XL (5P5, 5P8) 10/06 →</b>							
 <b>Seilzug, Feststellbremse</b>							
1.2 TSI	77	04/10 →	➔	⏴; Scheibenbremse	2	24.3727-0195.2 580195	L= 1.447
1.4 TSI	92	11/07 →				24.3727-2708.2 582708	L= 1.447
1.6	75	10/06 →					
1.6 LPG	75	09/09 →					
1.6 Multifuel	75	10/06 →					
1.6 TDI	66	11/10 →					
1.6 TDI	77	10/09 →					
1.8 TFSI	118	01/07 →					
1.9 TDI	66	08/09 →					
1.9 TDI	77	10/06 →					
1.9 TDI 4x4	77	06/09 → 12/10					
2.0 FSI	110	10/06 → 03/09					
2.0 TDI	100	11/06 → 03/09					
2.0 TDI	103	10/06 →					
2.0 TDI	125	06/07 →					
2.0 TDI 16V	103	10/06 →					
2.0 TDI 16V 4x4	103	10/10 →					
2.0 TDI 4x4	103	06/07 →					
2.0 TDI 4x4	125	06/07 →					
2.0 TFSI	147	10/06 → 05/09					
2.0 TFSI 4x4	147	06/07 → 05/09					
2.0 TFSI 4x4	155	05/09 →					
1.4 16V	63	10/06 →	➔	⏴; 05/08 →; Scheibenbremse	2	24.3727-0195.2 580195	L= 1.447
						24.3727-2708.2 582708	L= 1.447
<b>SEAT - ARONA (KJ7) 07/17 →</b>							
<b>Zubehörsatz, Bremsbacken</b>							
1.0 TSI	70	07/17 →	➔	+PR 1KG		03.0137-9317.2 669317	
1.0 TSI	85	07/17 →					
1.5 TSI	110	07/17 →	➔	+PR 1KA		03.0137-9317.2 669317	
1.6 TDI	70	11/17 →					
1.6 TDI	85	07/17 →					
<b>SEAT - AROSA (6H) 05/97 → 06/04</b>							
 <b>Radbremszylinder</b>							
1.0	37	05/97 → 06/04	➔	- ABS		24.3215-0903.3 020154	Ø 15,87 ALU
1.0	37	10/98 → 01/01					
1.4	44	05/97 → 06/04	➔	+ ABS		24.3217-0908.3 020167	Ø 17,46 ALU
1.4 TDI	55	01/00 → 06/04					
1.7 SDI	44	08/97 → 06/04	➔	11/97 →; - ABS		24.3215-0903.3 020154	Ø 15,87 ALU
			➔	11/97 →; + ABS		24.3217-0908.3 020167	Ø 17,46 ALU
<b>Zubehörsatz, Bremsbacken</b>							
1.0	37	05/97 → 06/04	➔	→ 6H-X-090000		03.0137-9008.2 669008	
1.0	37	10/98 → 01/01					
1.4	44	05/97 → 06/04	➔	6H-X-090001 →		03.0137-9168.2 669168	VW
1.4 TDI	55	01/00 → 06/04					
1.7 SDI	44	08/97 → 06/04	➔	11/97 →; → 6H-X-090000		03.0137-9008.2 669008	
			➔	6H-X-090001 →		03.0137-9168.2 669168	VW
 <b>Bremstrommel</b>							
1.0	37	05/97 → 06/04	➔	→ 6H-X-090000		24.0218-0007.1 480003	Ø 180,0 x 38,5 / 181 - RLG
1.0	37	10/98 → 01/01				24.0218-0707.2 480211	Ø 180,0 x 38,5 / 181 + RLG
1.4	44	05/97 → 06/04	➔	6H-X-090001 →		24.0220-0032.1 480130	Ø 200,0 x 50,1 / 201,5
1.4 TDI	55	01/00 → 06/04					
1.7 SDI	44	08/97 → 06/04	➔	11/97 →; → 6H-X-090000		24.0218-0007.1 480003	Ø 180,0 x 38,5 / 181 - RLG
			➔	6H-X-090001 →		24.0218-0707.2 480211	Ø 180,0 x 38,5 / 181 + RLG
			➔	6H-X-090001 →		24.0220-0032.1 480130	Ø 200,0 x 50,1 / 201,5
 <b>Bremsbackensatz</b>							
1.0	37	05/97 → 06/04	➔	→ 6H-X-090000		03.0137-0126.2 650126	Ø 180 x 31 + HEB
↓							







	kw				!#		
<b>SEAT - AROSA (6H) 05/97→06/04</b>							
 <b>Bremsbackensatz</b>							
1.0 1.4 1.4 TDI	37 44 55	10/98→01/01 05/97→06/04 01/00→06/04	➔	6H-X-090001→		<b>03.0137-0268.2 650268</b>	VW Ø 200 x 40 + HEB
			➔	6H-X-090001→; + ABS		<b>03.0420-1517.3 681517</b>	VW Ø 200 x 40 Ø 17,46 + RZ / + Zub Kit
						<b>03.0520-1517.3 691517</b>	VW Ø 200 x 40 Ø 17,46 + RZ / + Zub TopKit
			➔	→ 6H-X-090000; - ABS		<b>03.0520-0215.3 690215</b>	VW Ø 180 x 31 Ø 15,87 + RZ / + Zub TopKit
			➔	6H-X-090001→; - ABS		<b>03.0520-0415.3 690415</b>	VW Ø 200 x 40 Ø 15,87 + RZ / + Zub TopKit
			➔	→ 6H-X-090000; + ABS		<b>03.0520-3917.3 693917</b>	VW Ø 180 x 31 Ø 17,46 + RZ / + Zub TopKit
1.7 SDI	44	08/97→06/04	➔	11/97→; → 6H-X-090000		<b>03.0137-0126.2 650126</b>	Ø 180 x 31 + HEB
			➔	6H-X-090001→		<b>03.0137-0268.2 650268</b>	VW Ø 200 x 40 + HEB
			➔	6H-X-090001→; + ABS		<b>03.0420-1517.3 681517</b>	VW Ø 200 x 40 Ø 17,46 + RZ / + Zub Kit
						<b>03.0520-1517.3 691517</b>	VW Ø 200 x 40 Ø 17,46 + RZ / + Zub TopKit
			➔	11/97→; → 6H-X-090000; - ABS		<b>03.0520-0215.3 690215</b>	VW Ø 180 x 31 Ø 15,87 + RZ / + Zub TopKit
			➔	6H-X-090001→; - ABS		<b>03.0520-0415.3 690415</b>	VW Ø 200 x 40 Ø 15,87 + RZ / + Zub TopKit
			➔	11/97→; → 6H-X-090000; + ABS		<b>03.0520-3917.3 693917</b>	VW Ø 180 x 31 Ø 17,46 + RZ / + Zub TopKit
 <b>Seilzug, Feststellbremse</b>							
1.0 1.0 1.4	37 37 44	05/97→06/04 10/98→01/01 05/97→06/04	➔	⏴; 6H-W-028001→; Scheiben/Trommel	2	<b>24.3727-0159.2 580159</b>	L= 1.392
			➔	⏴; - ABS; → 6H-W-028000; Trommelbremse	2	<b>24.3727-2702.2 582702</b>	L= 1.395
			➔	⏴; + ABS; → 6H-W-028000; Trommelbremse	2	<b>24.3727-2707.2 582707</b>	L= 1.496
1.4 16V 1.4 TDI	74 55	01/00→06/04 01/00→06/04	➔	⏴; Scheiben/Trommel	2	<b>24.3727-0159.2 580159</b>	L= 1.392
1.7 SDI	44	08/97→06/04	➔	⏴; 6H-W-028001→; Scheiben/Trommel	2	<b>24.3727-0159.2 580159</b>	L= 1.392
			➔	⏴; 11/97→; - ABS; → 6H-W-028000; Trommelbremse	2	<b>24.3727-2702.2 582702</b>	L= 1.395
			➔	⏴; 11/97→; + ABS; → 6H-W-028000; Trommelbremse	2	<b>24.3727-2707.2 582707</b>	L= 1.496
<b>SEAT - CORDOBA (6K1, 6K2) 02/93→12/02</b>							
 <b>Radbremszylinder</b>							
1.0 i	37	09/96→10/02	➔	06/99→ 09/02		<b>24.3217-0908.3 020167</b>	Ø 17,46 ALU
1.4	40	12/97→04/99	➔	+PR 1KA,1KB		<b>24.3217-0908.3 020167</b>	Ø 17,46 ALU
			➔	+PR 1KM		<b>24.3219-0909.3 020188</b>	Ø 19,05 ALU
1.4 16V 1.9 SDI	55 50	05/00→10/02 06/99→10/02	➔	→ 09/02		<b>24.3217-0908.3 020167</b>	Ø 17,46 ALU
1.4 i 1.4 i 16V	44 74	06/94→10/02 09/96→10/02	➔	→ 12/96		<b>03.3217-2112.3 020027</b>	Ø 17,46 GG
			➔	06/99→ 09/02		<b>24.3217-0908.3 020167</b>	Ø 17,46 ALU
			➔	01/97→ 05/99; +PR 1KA,1KB		<b>24.3217-0908.3 020167</b>	Ø 17,46 ALU
			➔	01/97→ 05/99; +PR 1KM		<b>24.3219-0909.3 020188</b>	Ø 19,05 ALU
1.6 i	55	02/93→10/02	➔	11/93→ 12/96		<b>03.3217-2112.3 020027</b>	Ø 17,46 GG
			➔	06/99→ 09/02		<b>24.3217-0908.3 020167</b>	Ø 17,46 ALU
			➔	01/97→ 05/99; +PR 1KA,1KB		<b>24.3217-0908.3 020167</b>	Ø 17,46 ALU
			➔	01/97→ 05/99; +PR 1KM		<b>24.3219-0909.3 020188</b>	Ø 19,05 ALU
1.6 i	55	05/94→06/99	➔	→ 05/99; +PR 1KB		<b>24.3217-0908.3 020167</b>	Ø 17,46 ALU
			➔	→ 05/99; +PR 1KM		<b>24.3219-0909.3 020188</b>	Ø 19,05 ALU
1.6 i	74	07/96→10/02	➔	→ 12/96		<b>03.3217-2112.3 020027</b>	Ø 17,46 GG
			➔	01/97→ 05/99; +PR 1KA,1KB		<b>24.3217-0908.3 020167</b>	Ø 17,46 ALU
			➔	06/99→ 09/02		<b>24.3219-0909.3 020188</b>	Ø 19,05 ALU
			➔	01/97→ 05/99; +PR 1KM		<b>24.3219-0909.3 020188</b>	Ø 19,05 ALU
1.8 i ↓	66	02/93→09/02	➔	11/93→ 12/96		<b>03.3217-2112.3 020027</b>	Ø 17,46 GG












	kw				!#		
<b>SEAT - CORDOBA (6K1, 6K2) 02/93→12/02</b>							
<b>Radbremszylinder</b>							
1.8 i	66	02/93→09/02	➡	11/93→ 12/96		24.3217-0908.3 020167	Ø 17,46 ALU
			➡	01/97→ 05/99; +PR 1KB		24.3217-0908.3 020167	Ø 17,46 ALU
			➡	01/97→ 05/99; +PR 1KM		24.3219-0909.3 020188	Ø 19,05 ALU
1.9 D	47	01/96→08/96	➡			03.3217-2112.3 020027	Ø 17,46 GG
						24.3217-0908.3 020167	Ø 17,46 ALU
1.9 D 1.9 TD	50 55	02/93→08/96 02/93→08/96	➡	11/93→		03.3217-2112.3 020027	Ø 17,46 GG
						24.3217-0908.3 020167	Ø 17,46 ALU
1.9 SDI	47	08/96→06/99	➡	→ 12/96		03.3217-2112.3 020027	Ø 17,46 GG
			➡	01/97→ 05/99; +PR 1KB		24.3217-0908.3 020167	Ø 17,46 ALU
			➡	01/97→ 05/99; +PR 1KM		24.3219-0909.3 020188	Ø 19,05 ALU
1.9 TDI	66	08/96→10/02	➡	→ 12/96		03.3217-2112.3 020027	Ø 17,46 GG
			➡	06/99→ 09/02		24.3217-0908.3 020167	Ø 17,46 ALU
			➡	01/97→ 05/99; +PR 1KB		24.3217-0908.3 020167	Ø 17,46 ALU
			➡	01/97→ 05/99; +PR 1KM		24.3219-0909.3 020188	Ø 19,05 ALU
<b>Zubehörsatz, Bremsbacken</b>							
1.0 i	37	09/96→10/02		06/99→ 09/02		03.0137-9168.2 669168	VW
1.4	40	12/97→04/99	➡	+PR 1KA		03.0137-9008.2 669008	
			➡	+PR 1KB,1KM		03.0137-9168.2 669168	VW
1.4 16V 1.9 SDI	55 50	05/00→10/02 06/99→10/02		→ 09/02		03.0137-9168.2 669168	VW
1.4 i 1.4 i 16V 1.6 i	44 74 74	06/94→10/02 09/96→10/02 07/96→10/02	➡	01/97→ 05/99; +PR 1KA		03.0137-9008.2 669008	
			➡	→ 12/96; - ABS		03.0137-9008.2 669008	
			➡	→ 12/96; + ABS		03.0137-9168.2 669168	VW
			➡	01/97→ 05/99; +PR 1KB,1KM		03.0137-9168.2 669168	VW
1.6 i	55	02/93→10/02	➡	06/99→ 09/02		03.0137-9168.2 669168	VW
			➡	11/93→ 12/96; - ABS		03.0137-9008.2 669008	
			➡	01/97→ 05/99; +PR 1KA		03.0137-9008.2 669008	
			➡	11/93→ 12/96; + ABS		03.0137-9168.2 669168	VW
			➡	01/97→ 05/99; +PR 1KB,1KM		03.0137-9168.2 669168	VW
1.6 i	55	05/94→06/99	➡	→ 05/99; +PR 1KB,1KM		03.0137-9168.2 669168	VW
1.8 i	66	02/93→09/02	➡	11/93→ 12/96		03.0137-9168.2 669168	VW
			➡	01/97→ 05/99; +PR 1KB,1KM		03.0137-9168.2 669168	VW
1.9 D	47	01/96→08/96	➡			03.0137-9168.2 669168	VW
1.9 D 1.9 TD	50 55	02/93→08/96 02/93→08/96	➡	11/93→		03.0137-9168.2 669168	VW
1.9 SDI	47	08/96→06/99	➡	01/97→ 05/99; +PR 1KB,1KM		03.0137-9168.2 669168	VW
			➡	→ 12/96		03.0137-9168.2 669168	VW
1.9 TDI	66	08/96→10/02	➡	06/99→ 09/02		03.0137-9168.2 669168	VW
			➡	01/97→ 05/99; +PR 1KB,1KM		03.0137-9168.2 669168	VW
			➡	→ 12/96		03.0137-9168.2 669168	VW
<b>Bremstrommel</b>							
1.0 i	37	09/96→10/02	➡	06/99→ 09/02		24.0220-0032.1 480130	Ø 200,0 x 50,1 / 201,5
1.4	40	12/97→04/99	➡	- ABS		24.0218-0007.1 480003	Ø 180,0 x 38,5 / 181 - RLG
			➡	→ 6K-X-290000; + ABS		24.0220-0018.1 480019	Ø 200,0 x 50 / 201 - RLG / - ABS Ring
			➡	6K-X-290001→; + ABS		24.0220-0718.2 480209	Ø 200,0 x 50 / 201 + RLG / - ABS Ring
1.4 16V 1.9 SDI	55 50	05/00→10/02 06/99→10/02	➡	→ 09/02		24.0220-0032.1 480130	Ø 200,0 x 50,1 / 201,5
1.4 i 1.4 i 16V 1.6 i	44 74 74	06/94→10/02 09/96→10/02 07/96→10/02	➡	→ 05/99; - ABS		24.0218-0007.1 480003	Ø 180,0 x 38,5 / 181 - RLG
						24.0218-0707.2 480211	Ø 180,0 x 38,5 / 181 + RLG







	kw				#		
<b>SEAT - CORDOBA (6K1, 6K2) 02/93→12/02</b>							
<b>Bremstrommel</b>							
1.4 i 1.4 i 16V 1.6 i	44	06/94→10/02	➔	→ 6K-X-290000; + ABS		24.0220-0018.1 480019	Ø 200,0 x 50 / 201 - RLG / - ABS Ring
	74	09/96→10/02				24.0220-0718.2 480209	Ø 200,0 x 50 / 201 + RLG / - ABS Ring
	74	07/96→10/02					
			➔	06/99→ 09/02		24.0220-0032.1 480130	Ø 200,0 x 50,1 / 201,5
			➔	6K-X-290001→; → 05/99; + ABS		24.0220-0032.1 480130	Ø 200,0 x 50,1 / 201,5
1.6 i	55	02/93→10/02	➔	11/93→ 05/99; - ABS		24.0218-0007.1 480003	Ø 180,0 x 38,5 / 181 - RLG
						24.0218-0707.2 480211	Ø 180,0 x 38,5 / 181 + RLG
			➔	11/93→; → 6K-X-290000; + ABS		24.0220-0018.1 480019	Ø 200,0 x 50 / 201 - RLG / - ABS Ring
						24.0220-0718.2 480209	Ø 200,0 x 50 / 201 + RLG / - ABS Ring
			➔	06/99→ 09/02		24.0220-0032.1 480130	Ø 200,0 x 50,1 / 201,5
			➔	6K-X-290001→; → 05/99; + ABS		24.0220-0032.1 480130	Ø 200,0 x 50,1 / 201,5
1.6 i 1.9 SDI	55 47	05/94→06/99 08/96→06/99	➔	→ 6K-X-290000		24.0220-0018.1 480019	Ø 200,0 x 50 / 201 - RLG / - ABS Ring
						24.0220-0718.2 480209	Ø 200,0 x 50 / 201 + RLG / - ABS Ring
			➔	6K-X-290001→; → 05/99		24.0220-0032.1 480130	Ø 200,0 x 50,1 / 201,5
1.8 i	66	02/93→09/02	➔	11/93→; → 6K-X-290000		24.0220-0018.1 480019	Ø 200,0 x 50 / 201 - RLG / - ABS Ring
						24.0220-0718.2 480209	Ø 200,0 x 50 / 201 + RLG / - ABS Ring
			➔	6K-X-290001→; → 05/99		24.0220-0032.1 480130	Ø 200,0 x 50,1 / 201,5
1.9 D	47	01/96→08/96	➔	→ 6K-X-290000		24.0220-0018.1 480019	Ø 200,0 x 50 / 201 - RLG / - ABS Ring
						24.0220-0718.2 480209	Ø 200,0 x 50 / 201 + RLG / - ABS Ring
			➔	6K-X-290001→		24.0220-0032.1 480130	Ø 200,0 x 50,1 / 201,5
1.9 D 1.9 TD	50 55	02/93→08/96 02/93→08/96	➔	11/93→; → 6K-X-290000		24.0220-0018.1 480019	Ø 200,0 x 50 / 201 - RLG / - ABS Ring
						24.0220-0718.2 480209	Ø 200,0 x 50 / 201 + RLG / - ABS Ring
			➔	6K-X-290001→		24.0220-0032.1 480130	Ø 200,0 x 50,1 / 201,5
1.9 TDI	66	08/96→10/02	➔	→ 6K-X-290000		24.0220-0018.1 480019	Ø 200,0 x 50 / 201 - RLG / - ABS Ring
						24.0220-0718.2 480209	Ø 200,0 x 50 / 201 + RLG / - ABS Ring
			➔	06/99→ 09/02		24.0220-0032.1 480130	Ø 200,0 x 50,1 / 201,5
			➔	6K-X-290001→; → 05/99		24.0220-0032.1 480130	Ø 200,0 x 50,1 / 201,5
<b>Bremsbackensatz</b>							
1.0 i	37	09/96→10/02	➔	06/99→ 09/02		03.0137-0268.2 650268	VW Ø 200 x 40 + HEB
						03.0520-1517.3 691517	VW Ø 200 x 40 Ø 17,46 + RZ / + Zub TopKit
1.4	40	12/97→04/99	➔	+PR 1KA		03.0137-0126.2 650126	Ø 180 x 31 + HEB
			➔	+PR 1KB,1KM		03.0137-0268.2 650268	VW Ø 200 x 40 + HEB
			➔	- ABS		03.0420-0617.3 680617	VW Ø 180 x 31 Ø 17,46 + RZ / + Zub Kit
						03.0520-3917.3 693917	VW Ø 180 x 31 Ø 17,46 + RZ / + Zub TopKit
			➔	+ ABS		03.0420-1517.3 681517	VW Ø 200 x 40 Ø 17,46 + RZ / + Zub Kit
						03.0520-1517.3 691517	VW Ø 200 x 40 Ø 17,46 + RZ / + Zub TopKit
1.4 16V 1.9 SDI	55 50	05/00→10/02 06/99→10/02	➔	→ 09/02		03.0137-0268.2 650268	VW Ø 200 x 40 + HEB
						03.0520-1517.3 691517	VW Ø 200 x 40 Ø 17,46 + RZ / + Zub TopKit
1.4 i 1.4 i 16V	44 74	06/94→10/02 09/96→10/02	➔	01/97→ 05/99; +PR 1KA		03.0137-0126.2 650126	Ø 180 x 31 + HEB
			➔	→ 12/96; - ABS		03.0137-0126.2 650126	Ø 180 x 31 + HEB
			➔	→ 12/96; + ABS		03.0137-0268.2 650268	VW Ø 200 x 40 + HEB
			➔	06/99→ 09/02		03.0137-0268.2 650268	VW Ø 200 x 40 + HEB
						03.0520-1517.3 691517	VW Ø 200 x 40 Ø 17,46 + RZ / + Zub TopKit
↓							

	kw					!#		
<b>SEAT - CORDOBA (6K1, 6K2) 02/93→12/02</b>								
<b>Bremsbackensatz</b>								
1.4 i 1.4 i 16V	44 74	06/94→10/02 09/96→10/02	➡	01/97→ 05/99; +PR 1KB,1KM	03.0137-0268.2	650268	VW Ø 200 x 40 + HEB	
			➡	→ 05/99; - ABS	03.0420-0617.3	680617	VW Ø 180 x 31 Ø 17,46 + RZ / + Zub Kit	
					03.0520-3917.3	693917	VW Ø 180 x 31 Ø 17,46 + RZ / + Zub TopKit	
			➡	→ 05/99; + ABS	03.0420-1517.3	681517	VW Ø 200 x 40 Ø 17,46 + RZ / + Zub Kit	
				03.0520-1517.3	691517	VW Ø 200 x 40 Ø 17,46 + RZ / + Zub TopKit		
1.6 i	55	02/93→10/02	➡	11/93→ 12/96; - ABS	03.0137-0126.2	650126	Ø 180 x 31 + HEB	
			➡	01/97→ 05/99; +PR 1KA	03.0137-0126.2	650126	Ø 180 x 31 + HEB	
			➡	11/93→ 12/96; + ABS	03.0137-0268.2	650268	VW Ø 200 x 40 + HEB	
			➡	06/99→ 09/02	03.0137-0268.2	650268	VW Ø 200 x 40 + HEB	
					03.0520-1517.3	691517	VW Ø 200 x 40 Ø 17,46 + RZ / + Zub TopKit	
			➡	01/97→ 05/99; +PR 1KB,1KM	03.0137-0268.2	650268	VW Ø 200 x 40 + HEB	
			➡	11/93→ 05/99; - ABS	03.0420-0617.3	680617	VW Ø 180 x 31 Ø 17,46 + RZ / + Zub Kit	
				03.0520-3917.3	693917	VW Ø 180 x 31 Ø 17,46 + RZ / + Zub TopKit		
			➡	11/93→ 05/99; + ABS	03.0420-1517.3	681517	VW Ø 200 x 40 Ø 17,46 + RZ / + Zub Kit	
					03.0520-1517.3	691517	VW Ø 200 x 40 Ø 17,46 + RZ / + Zub TopKit	
1.6 i	55	05/94→06/99	➡	→ 05/99; +PR 1KB,1KM	03.0137-0268.2	650268	VW Ø 200 x 40 + HEB	
			➡	→ 05/99	03.0420-1517.3	681517	VW Ø 200 x 40 Ø 17,46 + RZ / + Zub Kit	
					03.0520-1517.3	691517	VW Ø 200 x 40 Ø 17,46 + RZ / + Zub TopKit	
1.6 i	74	07/96→10/02	➡	01/97→ 05/99; +PR 1KA	03.0137-0126.2	650126	Ø 180 x 31 + HEB	
			➡	→ 12/96; - ABS	03.0137-0126.2	650126	Ø 180 x 31 + HEB	
			➡	→ 12/96; + ABS	03.0137-0268.2	650268	VW Ø 200 x 40 + HEB	
			➡	06/99→ 09/02	03.0137-0268.2	650268	VW Ø 200 x 40 + HEB	
			➡	01/97→ 05/99; +PR 1KB,1KM	03.0137-0268.2	650268	VW Ø 200 x 40 + HEB	
			➡	→ 05/99; - ABS	03.0420-0617.3	680617	VW Ø 180 x 31 Ø 17,46 + RZ / + Zub Kit	
				03.0520-3917.3	693917	VW Ø 180 x 31 Ø 17,46 + RZ / + Zub TopKit		
			➡	→ 05/99; + ABS	03.0420-1517.3	681517	VW Ø 200 x 40 Ø 17,46 + RZ / + Zub Kit	
					03.0520-1517.3	691517	VW Ø 200 x 40 Ø 17,46 + RZ / + Zub TopKit	
1.8 i	66	02/93→09/02	➡	11/93→ 12/96	03.0137-0268.2	650268	VW Ø 200 x 40 + HEB	
			➡	01/97→ 05/99; +PR 1KB,1KM	03.0137-0268.2	650268	VW Ø 200 x 40 + HEB	
			➡	11/93→ 05/99	03.0420-1517.3	681517	VW Ø 200 x 40 Ø 17,46 + RZ / + Zub Kit	
					03.0520-1517.3	691517	VW Ø 200 x 40 Ø 17,46 + RZ / + Zub TopKit	
1.9 D	47	01/96→08/96	➡		03.0137-0268.2	650268	VW Ø 200 x 40 + HEB	
					03.0420-1517.3	681517	VW Ø 200 x 40 Ø 17,46 + RZ / + Zub Kit	
					03.0520-1517.3	691517	VW Ø 200 x 40 Ø 17,46 + RZ / + Zub TopKit	
1.9 D 1.9 TD	50 55	02/93→08/96 02/93→08/96	➡	11/93→	03.0137-0268.2	650268	VW Ø 200 x 40 + HEB	
					03.0420-1517.3	681517	VW Ø 200 x 40 Ø 17,46 + RZ / + Zub Kit	
					03.0520-1517.3	691517	VW Ø 200 x 40 Ø 17,46 + RZ / + Zub TopKit	
1.9 SDI	47	08/96→06/99	➡	01/97→ 05/99; +PR 1KB,1KM	03.0137-0268.2	650268	VW Ø 200 x 40 + HEB	
			➡	→ 12/96	03.0137-0268.2	650268	VW Ø 200 x 40 + HEB	
			➡	→ 05/99	03.0420-1517.3	681517	VW Ø 200 x 40 Ø 17,46 + RZ / + Zub Kit	
					03.0520-1517.3	691517	VW Ø 200 x 40 Ø 17,46 + RZ / + Zub TopKit	
1.9 TDI ↓	66	08/96→10/02	➡	06/99→ 09/02	03.0137-0268.2	650268	VW Ø 200 x 40 + HEB	







	kw				!#					
<b>SEAT - CORDOBA (6K1, 6K2) 02/93→12/02</b>										
<b>Bremsbackensatz</b>										
1.9 TDI	66	08/96→10/02	➡	06/99→ 09/02		<b>03.0520-1517.3 691517</b>	VW Ø 200 x 40 Ø 17,46 + RZ / + Zub TopKit			
			➡	01/97→ 05/99; +PR 1KB,1KM		<b>03.0137-0268.2 650268</b>	VW Ø 200 x 40 + HEB			
			➡	→ 12/96		<b>03.0137-0268.2 650268</b>	VW Ø 200 x 40 + HEB			
			➡	→ 05/99		<b>03.0420-1517.3 681517</b>	VW Ø 200 x 40 Ø 17,46 + RZ / + Zub Kit			
						<b>03.0520-1517.3 691517</b>	VW Ø 200 x 40 Ø 17,46 + RZ / + Zub TopKit			
<b>Seilzug, Feststellbremse</b>										
1.0 i	37	09/96→10/02	➡	↓; 06/99→ 09/02; Trommelbremse	2	<b>24.3727-0162.2 580162</b>	L= 1.514			
1.9 TDI	66	08/96→10/02	➡	↓; 06/99→ 09/02; Trommelbremse	2	<b>24.3727-0162.2 580162</b>	L= 1.514			
1.4	40	12/97→04/99	➡	↓; 6K-W-169290→; Scheiben/Trommel; - ABS	2	<b>24.3727-0161.2 580161</b>	L= 1.512			
			➡	↓; 6K-ZR126719→ 6K-W-169289; Scheiben/Trommel	2	<b>24.3727-0161.2 580161</b>	L= 1.512			
			➡	↓; 6K-ZR663843→ 6K-W-169289; Scheiben/Trommel	2	<b>24.3727-0161.2 580161</b>	L= 1.512			
			➡	↓; 6K-W-169290→; + ABS; Scheiben/Trommel	2	<b>24.3727-0162.2 580162</b>	L= 1.514			
			➡	↓; → 6K-ZR037976; Scheiben/Trommel	2	<b>24.3727-2703.2 582703</b>	L= 1.503			
			➡	↓; → 6K-ZR549075; Scheiben/Trommel	2	<b>24.3727-2703.2 582703</b>	L= 1.503			
			➡	↓; 6K-ZR549076→ 6K-ZR663842; Scheiben/Trommel	2	<b>24.3727-2706.2 582706</b>	L= 1.532			
			➡	↓; 6K-ZR037977→ 6K-ZR126718; Scheiben/Trommel	2	<b>24.3727-2706.2 582706</b>	L= 1.532			
			➡	↓; → 09/02; Trommelbremse	2	<b>24.3727-0162.2 580162</b>	L= 1.514			
1.4 16V	55	05/00→10/02	➡	↓; → 09/02; Trommelbremse	2	<b>24.3727-0162.2 580162</b>	L= 1.514			
1.9 SDI	50	06/99→10/02	➡	↓; → 09/02; Trommelbremse	2	<b>24.3727-0162.2 580162</b>	L= 1.514			
1.4 i	44	06/94→10/02	➡	↓; 6K-W-169290→; → 05/99; Scheiben/Trommel; - ABS	2	<b>24.3727-0161.2 580161</b>	L= 1.512			
			1.4 i 16V	74	09/96→10/02	➡	↓; 6K-ZR663843→ 6K-W-169289; Scheiben/Trommel	2	<b>24.3727-0161.2 580161</b>	L= 1.512
						➡	↓; 6K-ZR126719→ 6K-W-169289; Scheiben/Trommel	2	<b>24.3727-0161.2 580161</b>	L= 1.512
						➡	↓; 06/99→ 09/02; Trommelbremse	2	<b>24.3727-0162.2 580162</b>	L= 1.514
						➡	↓; 6K-W-169290→; → 05/99; + ABS; Scheiben/Trommel	2	<b>24.3727-0162.2 580162</b>	L= 1.514
						➡	↓; → 6K-ZR037976; Scheiben/Trommel	2	<b>24.3727-2703.2 582703</b>	L= 1.503
						➡	↓; → 6K-ZR549075; Scheiben/Trommel	2	<b>24.3727-2703.2 582703</b>	L= 1.503
						➡	↓; 6K-ZR549076→ 6K-ZR663842; Scheiben/Trommel	2	<b>24.3727-2706.2 582706</b>	L= 1.532
						➡	↓; 6K-ZR037977→ 6K-ZR126718; Scheiben/Trommel	2	<b>24.3727-2706.2 582706</b>	L= 1.532
						➡	↓; → 09/02; Trommelbremse	2	<b>24.3727-0162.2 580162</b>	L= 1.514
1.6 i	55	02/93→10/02	➡	↓; 6K-W-169290→; → 05/99; Scheiben/Trommel; - ABS	2	<b>24.3727-0161.2 580161</b>	L= 1.512			
			➡	↓; 6K-ZR663843→ 6K-W-169289; Scheiben/Trommel	2	<b>24.3727-0161.2 580161</b>	L= 1.512			
			➡	↓; 6K-ZR126719→ 6K-W-169289; Scheiben/Trommel	2	<b>24.3727-0161.2 580161</b>	L= 1.512			
			➡	↓; 06/99→ 09/02; Trommelbremse	2	<b>24.3727-0162.2 580162</b>	L= 1.514			
			➡	↓; 6K-W-169290→; → 05/99; + ABS; Scheiben/Trommel	2	<b>24.3727-0162.2 580162</b>	L= 1.514			
			➡	↓; 11/93→; → 6K-ZR549075; Scheiben/Trommel	2	<b>24.3727-2703.2 582703</b>	L= 1.503			
			➡	↓; 11/93→; → 6K-ZR037976; Scheiben/Trommel	2	<b>24.3727-2703.2 582703</b>	L= 1.503			
			➡	↓; 6K-ZR549076→ 6K-ZR663842; Scheiben/Trommel	2	<b>24.3727-2706.2 582706</b>	L= 1.532			
			➡	↓; 6K-ZR037977→ 6K-ZR126718; Scheiben/Trommel	2	<b>24.3727-2706.2 582706</b>	L= 1.532			
			➡	↓; → 09/02; Trommelbremse	2	<b>24.3727-0162.2 580162</b>	L= 1.514			
1.8 i 16V	95	10/93→08/96	➡	↓; 6K-W-169290→; Scheibenbremse	2	<b>24.3727-0165.2 580165</b>	L= 1.641			
			➡	↓; 6K-ZR610015→ 6K-V-013236; Scheibenbremse	2	<b>24.3727-2704.2 582704</b>	L= 1.632			
			➡	↓; 6K-ZR085726→ 6K-V-000537; Scheibenbremse	2	<b>24.3727-2704.2 582704</b>	L= 1.632			
1.8 T 20V Cupra	115	07/00→10/02	➡	↓; → 09/02; Scheibenbremse	2	<b>24.3727-0165.2 580165</b>	L= 1.641			
1.9 D	47	01/96→08/96	➡	↓; 6K-ZR126719→; Scheiben/Trommel	2	<b>24.3727-0161.2 580161</b>	L= 1.512			
			➡	↓; 6K-ZR663843→; Scheiben/Trommel	2	<b>24.3727-0161.2 580161</b>	L= 1.512			















	kw				!#		
<b>SEAT - CORDOBA (6K1, 6K2) 02/93→12/02</b>							
 <b>Seilzug, Feststellbremse</b>							
1.9 D	47	01/96→08/96	➡	⬇️; → 6K-ZR037976; Scheiben/Trommel	2	24.3727-2703.2 582703	L= 1.503
			➡	⬇️; → 6K-ZR549075; Scheiben/Trommel	2	24.3727-2703.2 582703	L= 1.503
			➡	⬇️; 6K-ZR037977→ 6K-ZR126718; Scheiben/Trommel	2	24.3727-2706.2 582706	L= 1.532
			➡	⬇️; 6K-ZR549076→ 6K-ZR663842; Scheiben/Trommel	2	24.3727-2706.2 582706	L= 1.532
1.9 D	50	02/93→08/96	➡	⬇️; 6K-ZR663843→; Scheiben/Trommel	2	24.3727-0161.2 580161	L= 1.512
1.9 TD	55	02/93→08/96	➡	⬇️; 6K-ZR126719→; Scheiben/Trommel	2	24.3727-0161.2 580161	L= 1.512
			➡	⬇️; 11/93→; → 6K-ZR037976; Scheiben/Trommel	2	24.3727-2703.2 582703	L= 1.503
			➡	⬇️; 11/93→; → 6K-ZR549075; Scheiben/Trommel	2	24.3727-2703.2 582703	L= 1.503
			➡	⬇️; 6K-ZR037977→ 6K-ZR126718; Scheiben/Trommel	2	24.3727-2706.2 582706	L= 1.532
			➡	⬇️; 6K-ZR549076→ 6K-ZR663842; Scheiben/Trommel	2	24.3727-2706.2 582706	L= 1.532
1.9 TDI	81	03/97→10/02	➡	⬇️; 06/99→ 09/02; Scheibenbremse	2	24.3727-0165.2 580165	L= 1.641
2.0 i	85	02/93→06/99	➡	⬇️; 6K-W-169290→; → 05/99; Scheibenbremse	2	24.3727-0165.2 580165	L= 1.641
2.0 i 16V	110	08/96→06/99	➡	⬇️; 6K-ZR610015→ 6K-V-013236; Scheibenbremse	2	24.3727-2704.2 582704	L= 1.632
			➡	⬇️; 6K-ZR085726→ 6K-V-000537; Scheibenbremse	2	24.3727-2704.2 582704	L= 1.632
<b>SEAT - CORDOBA (6L2) 09/02→11/09</b>							
 <b>Radbremszylinder</b>							
1.2	47	10/02→06/06	➡			24.3219-0909.3 020188	Ø 19,05 ALU
1.4 TDI	55	10/02→12/05	➡				
1.2 12V	51	05/06→11/09	➡	→ 06/09		24.3219-0909.3 020188	Ø 19,05 ALU
1.4 16V	63	05/06→11/09					
1.4 16V	74	10/02→11/09					
1.4 TDI	51	05/05→11/09					
1.4 TDI	59	06/05→11/09					
1.6	74	04/03→11/09					
1.6 16V	77	11/06→11/09					
1.9 TDI	96	10/02→11/09					
1.4 16V	55	09/02→12/07	➡	10/02→		24.3219-0909.3 020188	Ø 19,05 ALU
1.9 SDI	47	09/02→11/09	➡	10/02→ 06/09		24.3219-0909.3 020188	Ø 19,05 ALU
1.9 TDI	74	09/02→11/09					
2.0	85	09/02→11/09					
<b>Zubehörsatz, Bremsbacken</b>							
1.2	47	10/02→06/06	➡			03.0137-9168.2 669168	VW
1.4 TDI	55	10/02→12/05	➡				
1.2 12V	51	05/06→11/09	➡	→ 06/09		03.0137-9168.2 669168	VW
1.4 16V	63	05/06→11/09					
1.4 16V	74	10/02→11/09					
1.4 TDI	51	05/05→11/09					
1.4 TDI	59	06/05→11/09					
1.6	74	04/03→11/09					
1.6 16V	77	11/06→11/09					
1.9 TDI	96	10/02→11/09					
1.4 16V	55	09/02→12/07	➡	10/02→		03.0137-9168.2 669168	VW
1.9 SDI	47	09/02→11/09	➡	10/02→ 06/09		03.0137-9168.2 669168	VW
1.9 TDI	74	09/02→11/09					
2.0	85	09/02→11/09					
 <b>Bremsstrommel</b>							
1.2	47	10/02→06/06	➡			24.0220-0037.1 480161	Ø 200,0 x 50,1 / 201,5
1.4 TDI	55	10/02→12/05	➡				
1.2 12V	51	05/06→11/09	➡	→ 06/09		24.0220-0037.1 480161	Ø 200,0 x 50,1 / 201,5
1.4 16V	63	05/06→11/09					
1.4 16V	74	10/02→11/09					
1.4 TDI	51	05/05→11/09					
1.4 TDI	59	06/05→11/09					
1.6	74	04/03→11/09					
1.6 16V	77	11/06→11/09					
1.9 TDI	96	10/02→11/09					
1.4 16V	55	09/02→12/07	➡	10/02→		24.0220-0037.1 480161	Ø 200,0 x 50,1 / 201,5
1.9 SDI	47	09/02→11/09	➡	10/02→ 06/09		24.0220-0037.1 480161	Ø 200,0 x 50,1 / 201,5
1.9 TDI	74	09/02→11/09					
2.0	85	09/02→11/09					
			↓				










	kw				!#		
<b>SEAT - CORDOBA (6L2) 09/02→11/09</b>							
<b>Bremsbackensatz</b>							
1.2 1.4 TDI	47 55	10/02→06/06 10/02→12/05	➡			03.0137-0268.2 650268	VW Ø 200 x 40 + HEB
1.2 12V 1.4 16V 1.4 16V 1.4 TDI 1.4 TDI 1.6 1.6 16V 1.9 TDI	51 63 74 51 59 74 77 96	05/06→11/09 05/06→11/09 10/02→11/09 05/05→11/09 06/05→11/09 04/03→11/09 11/06→11/09 10/02→11/09	➡	→ 06/09		03.0137-0268.2 650268	VW Ø 200 x 40 + HEB
1.4 16V	55	09/02→12/07	➡	10/02→		03.0137-0268.2 650268	VW Ø 200 x 40 + HEB
1.9 SDI 1.9 TDI 2.0	47 74 85	09/02→11/09 09/02→11/09 09/02→11/09	➡	10/02→ 06/09		03.0137-0268.2 650268	VW Ø 200 x 40 + HEB
<b>Seilzug, Feststellbremse</b>							
1.2 1.4 TDI	47 55	10/02→06/06 10/02→12/05	➡	☒; +PR 1JB,1KD,1KK,1KP / 1KS,1KT; für Fahrzeuge mit Schlechtwegeausführung; Scheiben/Trommel	2	24.3727-0176.2 580176	L= 1.640
			➡	☒; +PR 1JB,1KD,1KK,1KP / 1KS,1KT; für Fahrzeuge mit Schlechtwegeausführung; Scheibenbremse	2	24.3727-0198.2 580198	L= 1.645
			➡	☒; für Fahrzeuge ohne Schlechtwegeausführung	2	24.3727-0199.2 580199	L= 1.580
			➡	☒; +PR 1JB,1KM; für Fahrzeuge mit Schlechtwegeausführung; Scheiben/Trommel	2	24.3727-2504.2 582504	L= 1.580
1.2 12V 1.4 16V 1.4 16V 1.4 TDI 1.4 TDI 1.6 1.6 16V 1.9 TDI	51 63 74 51 59 74 77 96	05/06→11/09 05/06→11/09 10/02→11/09 05/05→11/09 06/05→11/09 04/03→11/09 11/06→11/09 10/02→11/09	➡	☒; → 06/09; +PR 1JB,1KD,1KK,1KP / 1KS,1KT; für Fahrzeuge mit Schlechtwegeausführung; Scheiben/Trommel	2	24.3727-0176.2 580176	L= 1.640
			➡	☒; → 06/09; +PR 1JB,1KD,1KK,1KP / 1KS,1KT; für Fahrzeuge mit Schlechtwegeausführung; Scheibenbremse	2	24.3727-0198.2 580198	L= 1.645
			➡	☒; → 06/09; für Fahrzeuge ohne Schlechtwegeausführung	2	24.3727-0199.2 580199	L= 1.580
			➡	☒; → 06/09; +PR 1JB,1KM; für Fahrzeuge mit Schlechtwegeausführung; Scheiben/Trommel	2	24.3727-2504.2 582504	L= 1.580
1.4 16V	55	09/02→12/07	➡	☒; 10/02→; +PR 1JB,1KD,1KK,1KP / 1KS,1KT; für Fahrzeuge mit Schlechtwegeausführung; Scheiben/Trommel	2	24.3727-0176.2 580176	L= 1.640
			➡	☒; 10/02→; +PR 1JB,1KD,1KK,1KP / 1KS,1KT; für Fahrzeuge mit Schlechtwegeausführung; Scheibenbremse	2	24.3727-0198.2 580198	L= 1.645
			➡	☒; 10/02→; für Fahrzeuge ohne Schlechtwegeausführung	2	24.3727-0199.2 580199	L= 1.580
			➡	☒; 10/02→; +PR 1JB,1KM; für Fahrzeuge mit Schlechtwegeausführung; Scheiben/Trommel	2	24.3727-2504.2 582504	L= 1.580
1.9 SDI 1.9 TDI 2.0	47 74 85	09/02→11/09 09/02→11/09 09/02→11/09	➡	☒; 10/02→ 06/09; +PR 1JB,1KD,1KK,1KP / 1KS,1KT; für Fahrzeuge mit Schlechtwegeausführung; Scheiben/Trommel	2	24.3727-0176.2 580176	L= 1.640
			➡	☒; 10/02→ 06/09; +PR 1JB,1KD,1KK,1KP / 1KS,1KT; für Fahrzeuge mit Schlechtwegeausführung; Scheibenbremse	2	24.3727-0198.2 580198	L= 1.645
			➡	☒; 10/02→ 06/09; für Fahrzeuge ohne Schlechtwegeausführung	2	24.3727-0199.2 580199	L= 1.580
			➡	☒; 10/02→ 06/09; +PR 1JB,1KM; für Fahrzeuge mit Schlechtwegeausführung; Scheiben/Trommel	2	24.3727-2504.2 582504	L= 1.580
<b>SEAT - CORDOBA Vario (6K5) 07/96→12/02</b>							
<b>Radbremszylinder</b>							
1.4 16V 1.9 SDI	55 50	06/99→12/02 06/99→12/02	➡	→ 09/02		24.3217-0908.3 020167	Ø 17,46 ALU
1.4 i	44	09/96→12/02	➡	→ 12/96		03.3217-2112.3 020027	Ø 17,46 GG









	kw				!#		
<b>SEAT - CORDOBA Vario (6K5) 07/96→12/02</b>							
<b>Radbremszylinder</b>							
1.6 i	55	09/96→12/02	➡	→ 12/96		24.3217-0908.3 020167	Ø 17,46 ALU
			➡	06/99→ 09/02		24.3217-0908.3 020167	Ø 17,46 ALU
			➡	01/97→ 05/99; +PR 1KA,1KB		24.3217-0908.3 020167	Ø 17,46 ALU
			➡	01/97→ 05/99; +PR 1KM		24.3219-0909.3 020188	Ø 19,05 ALU
1.6 i	55	05/97→06/99	➡	→ 05/99; +PR 1KA,1KB		24.3217-0908.3 020167	Ø 17,46 ALU
			➡	→ 05/99; +PR 1KB		24.3217-0908.3 020167	Ø 17,46 ALU
			➡	→ 05/99; +PR 1KM		24.3219-0909.3 020188	Ø 19,05 ALU
1.6 i	74	09/96→12/02	➡	→ 12/96		03.3217-2112.3 020027	Ø 17,46 GG
			➡	01/97→ 05/99; +PR 1KA,1KB		24.3217-0908.3 020167	Ø 17,46 ALU
			➡	06/99→ 09/02		24.3219-0909.3 020188	Ø 19,05 ALU
			➡	01/97→ 05/99; +PR 1KM		24.3219-0909.3 020188	Ø 19,05 ALU
1.9 SDI	47	09/96→06/99	➡	→ 12/96		03.3217-2112.3 020027	Ø 17,46 GG
			➡	01/97→ 05/99; +PR 1KB		24.3217-0908.3 020167	Ø 17,46 ALU
			➡	01/97→ 05/99; +PR 1KM		24.3219-0909.3 020188	Ø 19,05 ALU
1.9 TDI	66	08/96→12/02	➡	→ 12/96		03.3217-2112.3 020027	Ø 17,46 GG
			➡	06/99→ 09/02		24.3217-0908.3 020167	Ø 17,46 ALU
			➡	01/97→ 05/99; +PR 1KB		24.3217-0908.3 020167	Ø 17,46 ALU
			➡	01/97→ 05/99; +PR 1KM		24.3219-0909.3 020188	Ø 19,05 ALU
<b>Zubehörsatz, Bremsbacken</b>							
1.4 16V	55	06/99→12/02		→ 09/02		03.0137-9168.2 669168	VW
1.9 SDI	50	06/99→12/02					
1.4 i	44	09/96→12/02		06/99→ 09/02		03.0137-9168.2 669168	VW
1.6 i	55	09/96→12/02	➡	01/97→ 05/99; +PR 1KA		03.0137-9008.2 669008	
1.6 i	74	09/96→12/02	➡	→ 12/96; - ABS		03.0137-9008.2 669008	
			➡	→ 12/96; + ABS		03.0137-9168.2 669168	VW
			➡	01/97→ 05/99; +PR 1KB,1KM		03.0137-9168.2 669168	VW
1.6 i	55	05/97→06/99	➡	→ 05/99; +PR 1KA		03.0137-9008.2 669008	
			➡	→ 05/99; +PR 1KB,1KM		03.0137-9168.2 669168	VW
1.9 SDI	47	09/96→06/99	➡	01/97→ 05/99; +PR 1KB,1KM		03.0137-9168.2 669168	VW
			➡	→ 12/96		03.0137-9168.2 669168	VW
1.9 TDI	66	08/96→12/02		06/99→ 09/02		03.0137-9168.2 669168	VW
			➡	01/97→ 05/99; +PR 1KB,1KM		03.0137-9168.2 669168	VW
			➡	→ 12/96		03.0137-9168.2 669168	VW
<b>Bremstrommel</b>							
1.4 16V	55	06/99→12/02	➡	→ 09/02		24.0220-0032.1 480130	Ø 200,0 x 50,1 / 201,5
1.9 SDI	50	06/99→12/02					
1.4 i	44	09/96→12/02	➡	→ 05/99; - ABS		24.0218-0007.1 480003	Ø 180,0 x 38,5 / 181 - RLG
1.6 i	55	09/96→12/02				24.0218-0707.2 480211	Ø 180,0 x 38,5 / 181 + RLG
1.6 i	74	09/96→12/02	➡	→ 6K-X-290000; + ABS		24.0220-0018.1 480019	Ø 200,0 x 50 / 201 - RLG / - ABS Ring
						24.0220-0718.2 480209	Ø 200,0 x 50 / 201 + RLG / - ABS Ring
			➡	06/99→ 09/02		24.0220-0032.1 480130	Ø 200,0 x 50,1 / 201,5
			➡	6K-X-290001→; → 05/99; + ABS		24.0220-0032.1 480130	Ø 200,0 x 50,1 / 201,5
1.6 i	55	05/97→06/99	➡	→ 05/99; - ABS		24.0218-0007.1 480003	Ø 180,0 x 38,5 / 181 - RLG
						24.0218-0707.2 480211	Ø 180,0 x 38,5 / 181 + RLG
			➡	→ 6K-X-290000		24.0220-0018.1 480019	Ø 200,0 x 50 / 201 - RLG / - ABS Ring
						24.0220-0718.2 480209	Ø 200,0 x 50 / 201 + RLG / - ABS Ring
			➡	→ 6K-X-290000; + ABS		24.0220-0018.1 480019	Ø 200,0 x 50 / 201 - RLG / - ABS Ring
						24.0220-0718.2 480209	Ø 200,0 x 50 / 201 + RLG / - ABS Ring
			➡	6K-X-290001→; → 05/99		24.0220-0032.1 480130	Ø 200,0 x 50,1 / 201,5







	kw				!#		
<b>SEAT - CORDOBA Vario (6K5) 07/96→12/02</b>							
<b>Bremstrommel</b>							
1.6 i	55	05/97→06/99	➡	6K-X-290001→; → 05/99; + ABS		24.0220-0032.1 480130	Ø 200,0 x 50,1 / 201,5
1.9 SDI	47	09/96→06/99	➡	→ 6K-X-290000		24.0220-0018.1 480019	Ø 200,0 x 50 / 201 - RLG / - ABS Ring
						24.0220-0718.2 480209	Ø 200,0 x 50 / 201 + RLG / - ABS Ring
			➡	6K-X-290001→; → 05/99		24.0220-0032.1 480130	Ø 200,0 x 50,1 / 201,5
1.9 TDI	66	08/96→12/02	➡	→ 6K-X-290000		24.0220-0018.1 480019	Ø 200,0 x 50 / 201 - RLG / - ABS Ring
						24.0220-0718.2 480209	Ø 200,0 x 50 / 201 + RLG / - ABS Ring
				06/99→ 09/02		24.0220-0032.1 480130	Ø 200,0 x 50,1 / 201,5
			➡	6K-X-290001→; → 05/99		24.0220-0032.1 480130	Ø 200,0 x 50,1 / 201,5
<b>Bremsbackensatz</b>							
1.4 16V	55	06/99→12/02	➡	→ 09/02		03.0137-0268.2 650268	VW Ø 200 x 40 + HEB
1.9 SDI	50	06/99→12/02				03.0520-1517.3 691517	VW Ø 200 x 40 Ø 17,46 + RZ / + Zub TopKit
1.4 i 1.6 i	44 55	09/96→12/02 09/96→12/02	➡	01/97→ 05/99; +PR 1KA		03.0137-0126.2 650126	Ø 180 x 31 + HEB
				→ 12/96; - ABS		03.0137-0126.2 650126	Ø 180 x 31 + HEB
				→ 12/96; + ABS		03.0137-0268.2 650268	VW Ø 200 x 40 + HEB
				06/99→ 09/02		03.0137-0268.2 650268	VW Ø 200 x 40 + HEB
						03.0520-1517.3 691517	VW Ø 200 x 40 Ø 17,46 + RZ / + Zub TopKit
				01/97→ 05/99; +PR 1KB,1KM		03.0137-0268.2 650268	VW Ø 200 x 40 + HEB
				→ 05/99; - ABS		03.0420-0617.3 680617	VW Ø 180 x 31 Ø 17,46 + RZ / + Zub Kit
		03.0520-3917.3 693917	VW Ø 180 x 31 Ø 17,46 + RZ / + Zub TopKit				
			➡	→ 05/99; + ABS		03.0420-1517.3 681517	VW Ø 200 x 40 Ø 17,46 + RZ / + Zub Kit
						03.0520-1517.3 691517	VW Ø 200 x 40 Ø 17,46 + RZ / + Zub TopKit
1.6 i	55	05/97→06/99	➡	→ 05/99; +PR 1KA		03.0137-0126.2 650126	Ø 180 x 31 + HEB
				→ 05/99; +PR 1KB,1KM		03.0137-0268.2 650268	VW Ø 200 x 40 + HEB
				→ 05/99; - ABS		03.0420-0617.3 680617	VW Ø 180 x 31 Ø 17,46 + RZ / + Zub Kit
						03.0520-3917.3 693917	VW Ø 180 x 31 Ø 17,46 + RZ / + Zub TopKit
				→ 05/99		03.0420-1517.3 681517	VW Ø 200 x 40 Ø 17,46 + RZ / + Zub Kit
						03.0520-1517.3 691517	VW Ø 200 x 40 Ø 17,46 + RZ / + Zub TopKit
			➡	→ 05/99; + ABS		03.0420-1517.3 681517	VW Ø 200 x 40 Ø 17,46 + RZ / + Zub Kit
						03.0520-1517.3 691517	VW Ø 200 x 40 Ø 17,46 + RZ / + Zub TopKit
1.6 i	74	09/96→12/02	➡	01/97→ 05/99; +PR 1KA		03.0137-0126.2 650126	Ø 180 x 31 + HEB
				→ 12/96; - ABS		03.0137-0126.2 650126	Ø 180 x 31 + HEB
				→ 12/96; + ABS		03.0137-0268.2 650268	VW Ø 200 x 40 + HEB
				06/99→ 09/02		03.0137-0268.2 650268	VW Ø 200 x 40 + HEB
				01/97→ 05/99; +PR 1KB,1KM		03.0137-0268.2 650268	VW Ø 200 x 40 + HEB
				→ 05/99; - ABS		03.0420-0617.3 680617	VW Ø 180 x 31 Ø 17,46 + RZ / + Zub Kit
						03.0520-3917.3 693917	VW Ø 180 x 31 Ø 17,46 + RZ / + Zub TopKit
			➡	→ 05/99; + ABS		03.0420-1517.3 681517	VW Ø 200 x 40 Ø 17,46 + RZ / + Zub Kit
						03.0520-1517.3 691517	VW Ø 200 x 40 Ø 17,46 + RZ / + Zub TopKit
1.9 SDI	47	09/96→06/99	➡	01/97→ 05/99; +PR 1KB,1KM		03.0137-0268.2 650268	VW Ø 200 x 40 + HEB
				→ 12/96		03.0137-0268.2 650268	VW Ø 200 x 40 + HEB
				→ 05/99		03.0420-1517.3 681517	VW Ø 200 x 40 Ø 17,46 + RZ / + Zub Kit
			➡				

	kw				!#		
<b>SEAT - CORDOBA Vario (6K5) 07/96→12/02</b>							
<b>Bremsbackensatz</b>							
1.9 SDI	47	09/96→06/99	➔	→ 05/99		03.0520-1517.3 691517	VW Ø 200 x 40 Ø 17,46 + RZ / + Zub TopKit
1.9 TDI	66	08/96→12/02	➔	06/99→ 09/02		03.0137-0268.2 650268	VW Ø 200 x 40 + HEB
						03.0520-1517.3 691517	VW Ø 200 x 40 Ø 17,46 + RZ / + Zub TopKit
				01/97→ 05/99; +PR 1KB,1KM		03.0137-0268.2 650268	VW Ø 200 x 40 + HEB
				→ 12/96		03.0137-0268.2 650268	VW Ø 200 x 40 + HEB
				→ 05/99		03.0420-1517.3 681517	VW Ø 200 x 40 Ø 17,46 + RZ / + Zub Kit
						03.0520-1517.3 691517	VW Ø 200 x 40 Ø 17,46 + RZ / + Zub TopKit
<b>Seilzug, Feststellbremse</b>							
1.4 16V	55	06/99→12/02	➔	⏏; → 09/02; Trommelbremse	2	24.3727-0162.2 580162	L= 1.514
1.9 SDI	50	06/99→12/02	➔				
1.4 i 1.6 i 1.6 i	44 55 74	09/96→12/02	➔	⏏; 6K-W-169290→; → 05/99; Scheiben/Trommel; - ABS	2	24.3727-0161.2 580161	L= 1.512
				⏏; 6K-ZR126719→ 6K-W-169289; Scheiben/Trommel	2	24.3727-0161.2 580161	L= 1.512
				⏏; 6K-ZR663843→ 6K-W-169289; Scheiben/Trommel	2	24.3727-0161.2 580161	L= 1.512
				⏏; 06/99→ 09/02; Trommelbremse	2	24.3727-0162.2 580162	L= 1.514
				⏏; 6K-W-169290→; → 05/99; + ABS; Scheiben/Trommel	2	24.3727-0162.2 580162	L= 1.514
				⏏; → 6K-ZR037976; Scheiben/Trommel	2	24.3727-2703.2 582703	L= 1.503
				⏏; → 6K-ZR549075; Scheiben/Trommel	2	24.3727-2703.2 582703	L= 1.503
				⏏; 6K-ZR549076→ 6K-ZR663842; Scheiben/Trommel	2	24.3727-2706.2 582706	L= 1.532
				⏏; 6K-ZR037977→ 6K-ZR126718; Scheiben/Trommel	2	24.3727-2706.2 582706	L= 1.532
				1.6 i	55	05/97→06/99	➔
⏏; 6K-ZR126719→ 6K-W-169289; Scheiben/Trommel	2	24.3727-0161.2 580161	L= 1.512				
⏏; 6K-ZR663843→ 6K-W-169289; Scheiben/Trommel	2	24.3727-0161.2 580161	L= 1.512				
⏏; 6K-W-169290→; → 05/99; + ABS; Scheiben/Trommel	2	24.3727-0162.2 580162	L= 1.514				
⏏; → 6K-ZR037976; Scheiben/Trommel	2	24.3727-2703.2 582703	L= 1.503				
⏏; → 6K-ZR549075; Scheiben/Trommel	2	24.3727-2703.2 582703	L= 1.503				
⏏; 6K-ZR549076→ 6K-ZR663842; Scheiben/Trommel	2	24.3727-2706.2 582706	L= 1.532				
⏏; 6K-ZR037977→ 6K-ZR126718; Scheiben/Trommel	2	24.3727-2706.2 582706	L= 1.532				
1.9 TDI	66	08/96→12/02	➔	⏏; 06/99→ 09/02; Trommelbremse	2	24.3727-0162.2 580162	L= 1.514
1.9 TDI	81	07/97→12/02	➔	⏏; 06/99→ 09/02; Scheibenbremse	2	24.3727-0165.2 580165	L= 1.641
<b>SEAT - IBIZA II (6K1) 03/93→02/02</b>							
<b>Radbremszylinder</b>							
1.0	33	03/93→09/96	➔	- ABS		03.3217-2112.3 020027	Ø 17,46 GG
1.4	40	12/97→04/99	➔			24.3217-0908.3 020167	Ø 17,46 ALU
1.6 i	55	09/94→06/99	➔				
1.9 D	47	04/93→08/96	➔	+ ABS		24.3219-0909.3 020188	Ø 19,05 ALU
1.9 D	50	10/94→08/96	➔				
1.9 TD	55	03/93→08/96	➔				
1.0 16V	51	10/99→02/02	➔	→ 01/02		24.3217-0908.3 020167	Ø 17,46 ALU
1.4 16V	55	05/00→02/02	➔				
1.9 SDI	50	08/99→02/02	➔				
1.0 i 1.4 i 1.6 i 1.9 TDI	37 44 55 66	09/96→02/02	➔	→ 07/99; - ABS		03.3217-2112.3 020027	Ø 17,46 GG
						24.3217-0908.3 020167	Ø 17,46 ALU
				08/99→ 01/02		24.3217-0908.3 020167	Ø 17,46 ALU
				→ 07/99; + ABS		24.3219-0909.3 020188	Ø 19,05 ALU
1.3 i 1.8 i 1.9 SDI	40 66 47	03/93→08/99	➔	→ 07/99; - ABS		03.3217-2112.3 020027	Ø 17,46 GG
						24.3217-0908.3 020167	Ø 17,46 ALU
				→ 07/99; + ABS		24.3219-0909.3 020188	Ø 19,05 ALU
1.4 i 16V 1.6 i	74 74	06/97→02/02	➔	→ 07/99; - ABS		03.3217-2112.3 020027	Ø 17,46 GG
						24.3217-0908.3 020167	Ø 17,46 ALU










	kw				!#		
<b>SEAT - IBIZA II (6K1) 03/93→02/02</b>							
<b> Radbremszylinder</b>							
1.4 i 16V 1.6 i	74 74	06/97→02/02 04/96→02/02	➡	08/99→ 01/02		24.3219-0909.3 020188	Ø 19,05 ALU
			➡	→ 07/99; + ABS		24.3219-0909.3 020188	Ø 19,05 ALU
1.8 i 16V	95	11/93→08/96	➡	02/94→; - ABS		03.3217-2112.3 020027	Ø 17,46 GG
			➡	02/94→; + ABS		24.3217-0908.3 020167	Ø 17,46 ALU
			➡			24.3219-0909.3 020188	Ø 19,05 ALU
<b>Zubehörsatz, Bremsbacken</b>							
1.0 1.4 1.6 i	33 40 55	03/93→09/96 12/97→04/99 09/94→06/99	➡	- ABS		03.0137-9008.2 669008	
			➡	+ ABS		03.0137-9168.2 669168	VW
1.0 16V 1.4 16V 1.9 SDI	51 55 50	10/99→02/02 05/00→02/02 08/99→02/02	➡	→ 01/02		03.0137-9168.2 669168	VW
1.0 i 1.4 i 1.4 i 16V 1.6 i 1.6 i	37 44 74 55 74	09/96→02/02 09/93→02/02 06/97→02/02 03/93→02/02 04/96→02/02	➡	08/99→ 01/02		03.0137-9168.2 669168	VW
			➡	→ 07/99; - ABS		03.0137-9008.2 669008	
			➡	→ 07/99; + ABS		03.0137-9168.2 669168	VW
1.3 i	40	03/93→08/99	➡	→ 07/99; - ABS		03.0137-9008.2 669008	
			➡	→ 07/99		03.0137-9168.2 669168	VW
1.8 i 1.9 SDI	66 47	03/93→08/99 08/96→08/99	➡	→ 07/99		03.0137-9168.2 669168	VW
1.9 D 1.9 D 1.9 TD	47 50 55	04/93→08/96 10/94→08/96 03/93→08/96	➡			03.0137-9168.2 669168	VW
1.9 TDI	66	08/96→02/02	➡	08/99→ 01/02		03.0137-9168.2 669168	VW
			➡	→ 07/99		03.0137-9168.2 669168	VW
<b> Bremstrommel</b>							
1.0 1.4 1.6 i	33 40 55	03/93→09/96 12/97→04/99 09/94→06/99	➡	- ABS		24.0218-0007.1 480003	Ø 180,0 x 38,5 / 181 - RLG
			➡	+ ABS		24.0218-0707.2 480211	Ø 180,0 x 38,5 / 181 + RLG
			➡			24.0220-0018.1 480019	Ø 200,0 x 50 / 201 - RLG / - ABS Ring
			➡			24.0220-0718.2 480209	Ø 200,0 x 50 / 201 + RLG / - ABS Ring
1.0 16V 1.4 16V 1.9 SDI	51 55 50	10/99→02/02 05/00→02/02 08/99→02/02	➡	→ 01/02		24.0220-0032.1 480130	Ø 200,0 x 50,1 / 201,5
1.0 i 1.4 i 1.4 i 16V 1.6 i 1.6 i	37 44 74 55 74	09/96→02/02 09/93→02/02 06/97→02/02 03/93→02/02 04/96→02/02	➡	→ 07/99; - ABS		24.0218-0007.1 480003	Ø 180,0 x 38,5 / 181 - RLG
			➡	→ 07/99; + ABS		24.0218-0707.2 480211	Ø 180,0 x 38,5 / 181 + RLG
			➡			24.0220-0018.1 480019	Ø 200,0 x 50 / 201 - RLG / - ABS Ring
			➡			24.0220-0718.2 480209	Ø 200,0 x 50 / 201 + RLG / - ABS Ring
			➡	08/99→ 01/02		24.0220-0032.1 480130	Ø 200,0 x 50,1 / 201,5
1.3 i	40	03/93→08/99	➡	→ 07/99; - ABS		24.0218-0007.1 480003	Ø 180,0 x 38,5 / 181 - RLG
			➡	→ 07/99; + ABS		24.0218-0707.2 480211	Ø 180,0 x 38,5 / 181 + RLG
			➡			24.0220-0018.1 480019	Ø 200,0 x 50 / 201 - RLG / - ABS Ring
			➡			24.0220-0718.2 480209	Ø 200,0 x 50 / 201 + RLG / - ABS Ring
1.8 i 1.9 SDI	66 47	03/93→08/99 08/96→08/99	➡	→ 07/99		24.0220-0018.1 480019	Ø 200,0 x 50 / 201 - RLG / - ABS Ring
			➡			24.0220-0718.2 480209	Ø 200,0 x 50 / 201 + RLG / - ABS Ring
1.9 D 1.9 D 1.9 TD	47 50 55	04/93→08/96 10/94→08/96 03/93→08/96	➡			24.0220-0018.1 480019	Ø 200,0 x 50 / 201 - RLG / - ABS Ring
			➡			24.0220-0718.2 480209	Ø 200,0 x 50 / 201 + RLG / - ABS Ring
1.9 TDI	66	08/96→02/02	➡	→ 07/99		24.0220-0018.1 480019	Ø 200,0 x 50 / 201 - RLG / - ABS Ring
			➡			24.0220-0718.2 480209	Ø 200,0 x 50 / 201 + RLG / - ABS Ring
			➡	08/99→ 01/02		24.0220-0032.1 480130	Ø 200,0 x 50,1 / 201,5
<b> Bremsbackensatz</b>							
1.0 1.4 1.6 i ↓	33 40 55	03/93→09/96 12/97→04/99 09/94→06/99	➡	- ABS		03.0137-0126.2 650126	Ø 180 x 31 + HEB









	kw				!#		
<b>SEAT - IBIZA II (6K1) 03/93→02/02</b>							
<b>Bremsbackensatz</b>							
1.0 1.4 1.6 i	33 40 55	03/93→09/96 12/97→04/99 09/94→06/99	➡	- ABS		03.0420-0617.3 680617 03.0520-3917.3 693917	VW Ø 180 x 31 Ø 17,46 + RZ / + Zub Kit VW Ø 180 x 31 Ø 17,46 + RZ / + Zub TopKit
			➡	+ ABS		03.0137-0268.2 650268 03.0420-1517.3 681517 03.0520-1517.3 691517	VW Ø 200 x 40 + HEB VW Ø 200 x 40 Ø 17,46 + RZ / + Zub Kit VW Ø 200 x 40 Ø 17,46 + RZ / + Zub TopKit
1.0 16V 1.4 16V 1.9 SDI	51 55 50	10/99→02/02 05/00→02/02 08/99→02/02	➡	→ 01/02		03.0137-0268.2 650268 03.0520-1517.3 691517	VW Ø 200 x 40 + HEB VW Ø 200 x 40 Ø 17,46 + RZ / + Zub TopKit
1.0 i 1.4 i 1.6 i	37 44 55	09/96→02/02 09/93→02/02 03/93→02/02	➡	→ 07/99; - ABS		03.0137-0126.2 650126 03.0420-0617.3 680617 03.0520-3917.3 693917	Ø 180 x 31 + HEB VW Ø 180 x 31 Ø 17,46 + RZ / + Zub Kit VW Ø 180 x 31 Ø 17,46 + RZ / + Zub TopKit
			➡	08/99→ 01/02		03.0137-0268.2 650268 03.0520-1517.3 691517	VW Ø 200 x 40 + HEB VW Ø 200 x 40 Ø 17,46 + RZ / + Zub TopKit
			➡	→ 07/99; + ABS		03.0137-0268.2 650268 03.0420-1517.3 681517 03.0520-1517.3 691517	VW Ø 200 x 40 + HEB VW Ø 200 x 40 Ø 17,46 + RZ / + Zub Kit VW Ø 200 x 40 Ø 17,46 + RZ / + Zub TopKit
1.3 i	40	03/93→08/99	➡	→ 07/99; - ABS		03.0137-0126.2 650126 03.0420-0617.3 680617 03.0520-3917.3 693917	Ø 180 x 31 + HEB VW Ø 180 x 31 Ø 17,46 + RZ / + Zub Kit VW Ø 180 x 31 Ø 17,46 + RZ / + Zub TopKit
			➡	→ 07/99		03.0137-0268.2 650268	VW Ø 200 x 40 + HEB
			➡	→ 07/99; + ABS		03.0420-1517.3 681517 03.0520-1517.3 691517	VW Ø 200 x 40 Ø 17,46 + RZ / + Zub Kit VW Ø 200 x 40 Ø 17,46 + RZ / + Zub TopKit
1.4 i 16V 1.6 i	74 74	06/97→02/02 04/96→02/02	➡	→ 07/99; - ABS		03.0137-0126.2 650126 03.0420-0617.3 680617 03.0520-3917.3 693917	Ø 180 x 31 + HEB VW Ø 180 x 31 Ø 17,46 + RZ / + Zub Kit VW Ø 180 x 31 Ø 17,46 + RZ / + Zub TopKit
			➡	08/99→ 01/02		03.0137-0268.2 650268	VW Ø 200 x 40 + HEB
			➡	→ 07/99; + ABS		03.0137-0268.2 650268 03.0420-1517.3 681517 03.0520-1517.3 691517	VW Ø 200 x 40 + HEB VW Ø 200 x 40 Ø 17,46 + RZ / + Zub Kit VW Ø 200 x 40 Ø 17,46 + RZ / + Zub TopKit
1.8 i 1.9 SDI	66 47	03/93→08/99 08/96→08/99	➡	→ 07/99		03.0137-0268.2 650268 03.0420-1517.3 681517 03.0520-1517.3 691517	VW Ø 200 x 40 + HEB VW Ø 200 x 40 Ø 17,46 + RZ / + Zub Kit VW Ø 200 x 40 Ø 17,46 + RZ / + Zub TopKit
1.9 D 1.9 D 1.9 TD	47 50 55	04/93→08/96 10/94→08/96 03/93→08/96	➡			03.0137-0268.2 650268 03.0420-1517.3 681517 03.0520-1517.3 691517	VW Ø 200 x 40 + HEB VW Ø 200 x 40 Ø 17,46 + RZ / + Zub Kit VW Ø 200 x 40 Ø 17,46 + RZ / + Zub TopKit
1.9 TDI	66	08/96→02/02	➡	→ 07/99		03.0137-0268.2 650268 03.0420-1517.3 681517 03.0520-1517.3 691517	VW Ø 200 x 40 + HEB VW Ø 200 x 40 Ø 17,46 + RZ / + Zub Kit VW Ø 200 x 40 Ø 17,46 + RZ / + Zub TopKit
			➡	08/99→ 01/02		03.0137-0268.2 650268 03.0520-1517.3 691517	VW Ø 200 x 40 + HEB VW Ø 200 x 40 Ø 17,46 + RZ / + Zub TopKit
<b>Seilzug, Feststellbremse</b>							
1.0 1.4 1.6 i ↓	33 40 55	03/93→09/96 12/97→04/99 09/94→06/99	➡	⚠; 6K-W-169290→; - ABS; Trommelbremse	2	24.3727-0161.2 580161	L= 1.512
















	kw				!#		
<b>SEAT - IBIZA II (6K1) 03/93→02/02</b>							
<b>Seilzug, Feststellbremse</b>							
1.0 1.4 1.6 i	33 40 55	03/93→09/96 12/97→04/99 09/94→06/99	➔	⏏; 6K-ZR126719→6K-W-169289; Scheiben/Trommel	2	24.3727-0161.2 580161	L= 1.512
			➔	⏏; 6K-ZR663843→6K-W-169289; Scheiben/Trommel	2	24.3727-0161.2 580161	L= 1.512
			➔	⏏; 6K-W-169290→; + ABS; Scheiben/Trommel	2	24.3727-0162.2 580162	L= 1.514
			➔	⏏; → 6K-ZR037976; Scheiben/Trommel	2	24.3727-2703.2 582703	L= 1.503
			➔	⏏; → 6K-ZR549075; Scheiben/Trommel	2	24.3727-2703.2 582703	L= 1.503
			➔	⏏; 6K-ZR549076→6K-ZR663842; Scheiben/Trommel	2	24.3727-2706.2 582706	L= 1.532
			➔	⏏; 6K-ZR037977→6K-ZR126718; Scheiben/Trommel	2	24.3727-2706.2 582706	L= 1.532
1.0 16V 1.4 16V 1.9 SDI	51 55 50	10/99→02/02 05/00→02/02 08/99→02/02	➔	⏏; → 01/02; Trommelbremse	2	24.3727-0162.2 580162	L= 1.514
1.0 i 1.4 i 1.4 i 16V 1.6 i 1.6 i	37 44 74 55 74	09/96→02/02 09/93→02/02 06/97→02/02 03/93→02/02 04/96→02/02	➔	⏏; 6K-W-169290→; → 07/99; - ABS; Trommelbremse	2	24.3727-0161.2 580161	L= 1.512
			➔	⏏; 6K-ZR126719→6K-W-169289; Scheiben/Trommel	2	24.3727-0161.2 580161	L= 1.512
			➔	⏏; 6K-ZR663843→6K-W-169289; Scheiben/Trommel	2	24.3727-0161.2 580161	L= 1.512
			➔	⏏; 6K-W-169290→; → 07/99; + ABS; Scheiben/Trommel	2	24.3727-0162.2 580162	L= 1.514
			➔	⏏; 08/99→ 01/02; Trommelbremse	2	24.3727-0162.2 580162	L= 1.514
			➔	⏏; → 6K-ZR549075; Scheiben/Trommel	2	24.3727-2703.2 582703	L= 1.503
			➔	⏏; → 6K-ZR037976; Scheiben/Trommel	2	24.3727-2703.2 582703	L= 1.503
			➔	⏏; 6K-ZR549076→6K-ZR663842; Scheiben/Trommel	2	24.3727-2706.2 582706	L= 1.532
			➔	⏏; 6K-ZR037977→6K-ZR126718; Scheiben/Trommel	2	24.3727-2706.2 582706	L= 1.532
1.3 i	40	03/93→08/99	➔	⏏; 6K-ZR126719→6K-W-169289; Scheiben/Trommel	2	24.3727-0161.2 580161	L= 1.512
			➔	⏏; 6K-W-169290→; → 07/99; - ABS; Trommelbremse	2	24.3727-0161.2 580161	L= 1.512
			➔	⏏; 6K-ZR663843→6K-W-169289; Scheiben/Trommel	2	24.3727-0161.2 580161	L= 1.512
			➔	⏏; 6K-W-169290→; → 07/99; + ABS; Scheiben/Trommel	2	24.3727-0162.2 580162	L= 1.514
			➔	⏏; → 6K-ZR549075; Scheiben/Trommel	2	24.3727-2703.2 582703	L= 1.503
			➔	⏏; → 6K-ZR037976; Scheiben/Trommel	2	24.3727-2703.2 582703	L= 1.503
			➔	⏏; 6K-ZR549076→6K-ZR663842; Scheiben/Trommel	2	24.3727-2706.2 582706	L= 1.532
			➔	⏏; 6K-ZR037977→6K-ZR126718; Scheiben/Trommel	2	24.3727-2706.2 582706	L= 1.532
1.8 i 16V	95	11/93→08/96	➔	⏏; 6K-W-169290→; Scheibenbremse	2	24.3727-0165.2 580165	L= 1.641
			➔	⏏; 6K-ZR610015→6K-V-013236; Scheibenbremse	2	24.3727-2704.2 582704	L= 1.632
			➔	⏏; 6K-ZR085726→6K-V-000537; Scheibenbremse	2	24.3727-2704.2 582704	L= 1.632
1.8 T 20V Cupra	115	07/00→02/02	➔	⏏; → 01/02; Scheibenbremse	2	24.3727-0165.2 580165	L= 1.641
1.9 D 1.9 D 1.9 TD	47 50 55	04/93→08/96 10/94→08/96 03/93→08/96	➔	⏏; 6K-ZR126719→; Scheiben/Trommel	2	24.3727-0161.2 580161	L= 1.512
			➔	⏏; 6K-ZR663843→; Scheiben/Trommel	2	24.3727-0161.2 580161	L= 1.512
			➔	⏏; → 6K-ZR037976; Scheiben/Trommel	2	24.3727-2703.2 582703	L= 1.503
			➔	⏏; → 6K-ZR549075; Scheiben/Trommel	2	24.3727-2703.2 582703	L= 1.503
			➔	⏏; 6K-ZR037977→6K-ZR126718; Scheiben/Trommel	2	24.3727-2706.2 582706	L= 1.532
			➔	⏏; 6K-ZR549076→6K-ZR663842; Scheiben/Trommel	2	24.3727-2706.2 582706	L= 1.532
1.9 TDI	66	08/96→02/02	➔	⏏; 08/99→ 01/02; Trommelbremse	2	24.3727-0162.2 580162	L= 1.514
1.9 TDI	81	02/97→02/02	➔	⏏; 6K-W-169290→; → 07/99; Scheibenbremse	2	24.3727-0165.2 580165	L= 1.641
			➔	⏏; 08/99→ 01/02; Scheibenbremse	2	24.3727-0165.2 580165	L= 1.641
			➔	⏏; 6K-ZR085726→6K-V-000537; Scheibenbremse	2	24.3727-2704.2 582704	L= 1.632
			➔	⏏; 6K-ZR610015→6K-V-013236; Scheibenbremse	2	24.3727-2704.2 582704	L= 1.632
↓							
























	kW					#		
<b>SEAT - IBIZA II (6K1) 03/93→02/02</b>								
 <b>Seilzug, Feststellbremse</b>								
2.0 i	85	03/93→08/99	➔	⚠; 6K-W-169290→; → 07/99;		2	24.3727-0165.2 580165	L= 1.641
2.0 i 16V	110	08/96→08/99		⚠; 6K-ZR610015→ 6K-V-013236;		2	24.3727-2704.2 582704	L= 1.632
				⚠; 6K-ZR085726→ 6K-V-000537;		2	24.3727-2704.2 582704	L= 1.632
<b>SEAT - IBIZA III (6L1) 02/02→11/09</b>								
 <b>Radbremszylinder</b>								
1.2	44	06/07→05/08	➔	⚠			24.3219-0909.3 020188	Ø 19,05 ALU
1.2	47	02/02→06/06						
1.2 12V	51	05/06→11/09						
1.4 16V	55	02/02→12/07						
1.4 16V	63	05/06→11/09						
1.4 16V	74	02/02→11/09						
1.4 TDI	51	05/05→11/09						
1.4 TDI	55	05/02→12/05						
1.4 TDI	59	06/05→11/09						
1.6	74	02/03→11/09						
1.6 16V	77	11/06→11/09						
1.9 SDI	47	02/02→12/05						
1.9 TDI	74	02/02→11/09						
1.9 TDI	96	02/02→11/09						
1.9 TDI Cupra R	118	03/04→02/08						
2.0	85	04/02→11/09						
<b>Zubehörsatz, Bremsbacken</b>								
1.2	44	06/07→05/08	➔				03.0137-9168.2 669168	VW
1.2	47	02/02→06/06						
1.2 12V	51	05/06→11/09						
1.4 16V	55	02/02→12/07						
1.4 16V	63	05/06→11/09						
1.4 16V	74	02/02→11/09						
1.4 TDI	51	05/05→11/09						
1.4 TDI	55	05/02→12/05						
1.4 TDI	59	06/05→11/09						
1.6	74	02/03→11/09						
1.6 16V	77	11/06→11/09						
1.9 SDI	47	02/02→12/05						
1.9 TDI	74	02/02→11/09						
1.9 TDI	96	02/02→11/09						
1.9 TDI Cupra R	118	03/04→02/08						
2.0	85	04/02→11/09						
<b>Bremstrommel</b>								
1.2	44	06/07→05/08	➔				24.0220-0037.1 480161	Ø 200,0 x 50,1 / 201,5
1.2	47	02/02→06/06						
1.2 12V	51	05/06→11/09						
1.4 16V	55	02/02→12/07						
1.4 16V	63	05/06→11/09						
1.4 16V	74	02/02→11/09						
1.4 TDI	51	05/05→11/09						
1.4 TDI	55	05/02→12/05						
1.4 TDI	59	06/05→11/09						
1.6	74	02/03→11/09						
1.6 16V	77	11/06→11/09						
1.9 SDI	47	02/02→12/05						
1.9 TDI	74	02/02→11/09						
1.9 TDI	96	02/02→11/09						
1.9 TDI Cupra R	118	03/04→02/08						
2.0	85	04/02→11/09						
<b>Bremsbackensatz</b>								
1.2	44	06/07→05/08	➔				03.0137-0268.2 650268	VW Ø 200 x 40 + HEB
1.2	47	02/02→06/06					03.0520-8219.3 698219	VW Ø 200 x 40 Ø 19,05 + RZ / + Zub TopKit
1.2 12V	51	05/06→11/09						
1.4 16V	55	02/02→12/07						
1.4 16V	63	05/06→11/09						
1.4 16V	74	02/02→11/09						
1.4 TDI	51	05/05→11/09						
1.4 TDI	55	05/02→12/05						
1.4 TDI	59	06/05→11/09						
1.6	74	02/03→11/09						
1.6 16V	77	11/06→11/09						
1.9 SDI	47	02/02→12/05						
1.9 TDI	74	02/02→11/09						
1.9 TDI	96	02/02→11/09						
1.9 TDI Cupra R	118	03/04→02/08						
2.0	85	04/02→11/09						

	kW				!#		
<b>SEAT - IBIZA III (6L1) 02/02→11/09</b>							
 <b>Seilzug, Feststellbremse</b>							
1.2	44	06/07→05/08	➔	☒; +PR 1KD,1KK,1KS,1KT / 1SE,1SJ; für Fahrzeuge mit Schlechtwegeausführung; Scheibenbremse	2	24.3727-0176.2 580176	L= 1.640
1.2	47	02/02→06/06				24.3727-0198.2 580198	L= 1.645
1.2 12V	51	05/06→11/09					
1.4 16V	55	02/02→12/07	➔	☒; +PR 1KD,1KK,1KS,1KT / 1SE,1SJ; für Fahrzeuge ohne Schlechtwegeausführung; Scheibenbremse	2	24.3727-0197.2 580197	L= 1.645
1.4 16V	63	05/06→11/09					
1.4 16V	74	02/02→11/09					
1.4 TDI	51	05/05→11/09					
1.4 TDI	55	05/02→12/05	➔	☒; +PR 1JB,1KM; für Fahrzeuge ohne Schlechtwegeausführung; Trommelbremse	2	24.3727-0199.2 580199	L= 1.580
1.4 TDI	59	06/05→11/09					
1.6	74	02/03→11/09					
1.6 16V	77	11/06→11/09	➔	☒; +PR 1JB,1KM; für Fahrzeuge mit Schlechtwegeausführung; Trommelbremse	2	24.3727-2504.2 582504	L= 1.580
1.8 T Cupra R	132	01/04→02/08					
1.8 T FR	110	12/03→05/08					
1.9 SDI	47	02/02→12/05					
1.9 TDI	74	02/02→11/09					
1.9 TDI	96	02/02→11/09					
1.9 TDI Cupra R	118	03/04→02/08					
2.0	85	04/02→11/09					
<b>SEAT - IBIZA IV (6J5, 6P1) 03/08→</b>							
 <b>Radbremszylinder</b>							
1.0	55	05/15→	➔	+PR 1KM		24.3219-0909.3 020188	Ø 19,05 ALU
1.0 TSI	70	05/15→					
1.0 TSI	81	05/15→					
1.2	44	07/09→					
1.2 TDI	55	05/10→					
1.2 TSI	63	08/12→					
1.2 TSI	66	05/15→					
1.2 TSI	77	09/10→					
1.2 TSI	81	09/15→					
1.4 TDI	55	05/15→					
1.4 TDI	59	07/08→06/10					
1.4 TDI	66	05/15→					
1.4 TDI	77	05/15→					
1.6 LPG	60	05/11→					
1.9 TDI	66	07/08→06/10					
1.2	51	03/08→	➔	07/08→; +PR 1KM		24.3219-0909.3 020188	Ø 19,05 ALU
1.4	63	03/08→					
1.6	77	05/08→					
1.9 TDI	77	03/08→06/10					
<b>Zubehörsatz, Bremsbacken</b>							
1.0	55	05/15→	➔	+PR 1KM		03.0137-9168.2 669168	VW
1.0 TSI	70	05/15→					
1.0 TSI	81	05/15→					
1.2	44	07/09→					
1.2 TDI	55	05/10→					
1.2 TSI	63	08/12→					
1.2 TSI	66	05/15→					
1.2 TSI	77	09/10→					
1.2 TSI	81	09/15→					
1.4 TDI	55	05/15→					
1.4 TDI	59	07/08→06/10					
1.4 TDI	66	05/15→					
1.4 TDI	77	05/15→					
1.6 LPG	60	05/11→					
1.9 TDI	66	07/08→06/10					
1.2	51	03/08→	➔	07/08→; +PR 1KM		03.0137-9168.2 669168	VW
1.4	63	03/08→					
1.6	77	05/08→					
1.9 TDI	77	03/08→06/10					
<b>Bremstrommel</b>							
1.0	55	05/15→	➔	+PR 1KM		24.0220-0037.1 480161	Ø 200,0 x 50,1 / 201,5
1.0 TSI	70	05/15→					
1.0 TSI	81	05/15→					
1.2	44	07/09→					
1.2 TDI	55	05/10→					
1.2 TSI	63	08/12→					
1.2 TSI	66	05/15→					
1.2 TSI	77	09/10→					
1.2 TSI	81	09/15→					
1.4 TDI	55	05/15→					
1.4 TDI	59	07/08→06/10					
1.4 TDI	66	05/15→					
1.4 TDI	77	05/15→					
1.6 LPG	60	05/11→					
1.9 TDI	66	07/08→06/10					
1.2	51	03/08→	➔	07/08→; +PR 1KM		24.0220-0037.1 480161	Ø 200,0 x 50,1 / 201,5
1.4	63	03/08→					
1.6	77	05/08→					
↓							











	kW					#		
<b>SEAT - IBIZA IV (6J5, 6P1) 03/08→</b>								
<b>Bremstrommel</b>								
1.9 TDI	77	03/08→06/10	➔	07/08→; +PR 1KM			24.0220-0037.1 480161	Ø 200,0 x 50,1 / 201,5
<b>Bremsbackensatz</b>								
1.0	55	05/15→	➔	+PR 1KM			03.0137-0268.2 650268	VW Ø 200 x 40 + HEB
1.0 TSI	70	05/15→					03.0520-8219.3 698219	VW Ø 200 x 40 Ø 19,05 + RZ / + Zub TopKit
1.0 TSI	81	05/15→						
1.2	44	07/09→						
1.2 TDI	55	05/10→						
1.2 TSI	63	08/12→						
1.2 TSI	66	05/15→						
1.2 TSI	77	09/10→						
1.2 TSI	81	09/15→						
1.4 TDI	55	05/15→						
1.4 TDI	59	07/08→06/10						
1.4 TDI	66	05/15→						
1.4 TDI	77	05/15→						
1.6 LPG	60	05/11→						
1.9 TDI	66	07/08→06/10						
1.2	51	03/08→	➔	07/08→; +PR 1KM			03.0137-0268.2 650268	VW Ø 200 x 40 + HEB
1.4	63	03/08→					03.0520-8219.3 698219	VW Ø 200 x 40 Ø 19,05 + RZ / + Zub TopKit
1.6	77	05/08→						
1.9 TDI	77	03/08→06/10						
<b>Seilzug, Feststellbremse</b>								
1.0	55	05/15→	➔	⬇; Trommelbremse	2	24.3727-3402.2 583402		L= 1.588
1.0 TSI	70	05/15→						
1.0 TSI	81	05/15→	➔	⬇; Scheibenbremse	2	24.3727-3403.2 583403		L= 1.642
1.2	44	07/09→						
1.2 TDI	55	05/10→						
1.2 TSI	63	08/12→						
1.2 TSI	66	05/15→						
1.2 TSI	77	09/10→						
1.2 TSI	81	09/15→						
1.4 TDI	55	05/15→						
1.4 TDI	59	07/08→06/10						
1.4 TDI	66	05/15→						
1.4 TDI	77	05/15→						
1.6 LPG	60	05/11→						
1.9 TDI	66	07/08→06/10						
1.2	51	03/08→	➔	⬇; 07/08→; Trommelbremse	2	24.3727-3402.2 583402		L= 1.588
1.4	63	03/08→						
1.6	77	05/08→	➔	⬇; 07/08→; Scheibenbremse	2	24.3727-3403.2 583403		L= 1.642
1.9 TDI	77	03/08→06/10						
1.4 TSI	103	10/13→	➔	⬇; 12/13→; Scheibenbremse	2	24.3727-3403.2 583403		L= 1.642
1.4 TSI	110	06/09→	➔	⬇; Scheibenbremse	2	24.3727-3403.2 583403		L= 1.642
1.4 TSI	110	11/15→						
2.0	85	10/08→						
2.0 TDI	105	01/10→						
1.6 TDI	66	05/09→	➔	⬇; 06/09→; Scheibenbremse	2	24.3727-3403.2 583403		L= 1.642
1.6 TDI	77	05/09→						
<b>SEAT - IBIZA IV SPORTCOUPE (6J1, 6P5) 07/08→</b>								
<b>Radbremsszylinder</b>								
1.0	55	05/15→	➔	+PR 1KM			24.3219-0909.3 020188	Ø 19,05 ALU
1.0 TSI	70	05/15→						
1.0 TSI	81	05/15→						
1.2	44	07/09→						
1.2	51	07/08→						
1.2 TDI	55	05/10→						
1.2 TSI	63	08/12→						
1.2 TSI	66	05/15→						
1.2 TSI	77	09/10→						
1.2 TSI	81	09/15→						
1.4	63	07/08→						
1.4 TDI	55	05/15→						
1.4 TDI	59	07/08→06/10						
1.4 TDI	66	05/15→						
1.4 TDI	77	05/15→						
1.6	77	07/08→						
1.6 LPG	60	05/11→						
1.9 TDI	66	07/08→06/10						
1.9 TDI	77	07/08→06/10						
<b>Zubehörsatz, Bremsbacken</b>								
1.0	55	05/15→	➔	+PR 1KM			03.0137-9168.2 669168	VW
1.0 TSI	70	05/15→						
1.0 TSI	81	05/15→						
1.2	44	07/09→						
1.2	51	07/08→						
↓								











	kW				!#		
<b>SEAT - IBIZA IV SPORTCOUPE (6J1, 6P5) 07/08→</b>							
<b>Zubehörsatz, Bremsbacken</b>							
1.2 TDI	55	05/10→	➔	+PR 1KM		03.0137-9168.2 669168	VW
1.2 TSI	63	08/12→					
1.2 TSI	66	05/15→					
1.2 TSI	77	09/10→					
1.2 TSI	81	09/15→					
1.4	63	07/08→					
1.4 TDI	55	05/15→					
1.4 TDI	59	07/08→06/10					
1.4 TDI	66	05/15→					
1.4 TDI	77	05/15→					
1.6	77	07/08→					
1.6 LPG	60	05/11→					
1.9 TDI	66	07/08→06/10					
1.9 TDI	77	07/08→06/10					
<b>Bremstrommel</b>							
1.0	55	05/15→	➔	+PR 1KM		24.0220-0037.1 480161	Ø 200,0 x 50,1 / 201,5
1.0 TSI	70	05/15→					
1.0 TSI	81	05/15→					
1.2	44	07/09→					
1.2	51	07/08→					
1.2 TDI	55	05/10→					
1.2 TSI	63	08/12→					
1.2 TSI	66	05/15→					
1.2 TSI	77	09/10→					
1.2 TSI	81	09/15→					
1.4	63	07/08→					
1.4 TDI	55	05/15→					
1.4 TDI	59	07/08→06/10					
1.4 TDI	66	05/15→					
1.4 TDI	77	05/15→					
1.6	77	07/08→					
1.6 LPG	60	05/11→					
1.9 TDI	66	07/08→06/10					
1.9 TDI	77	07/08→06/10					
<b>Bremsbackensatz</b>							
1.0	55	05/15→	➔	+PR 1KM		03.0137-0268.2 650268	VW Ø 200 x 40 + HEB
1.0 TSI	70	05/15→				03.0520-8219.3 698219	VW Ø 200 x 40 Ø 19,5 + RZ / + Zub TopKit
1.0 TSI	81	05/15→					
1.2	44	07/09→					
1.2	51	07/08→					
1.2 TDI	55	05/10→					
1.2 TSI	63	08/12→					
1.2 TSI	66	05/15→					
1.2 TSI	77	09/10→					
1.2 TSI	81	09/15→					
1.4	63	07/08→					
1.4 TDI	55	05/15→					
1.4 TDI	59	07/08→06/10					
1.4 TDI	66	05/15→					
1.4 TDI	77	05/15→					
1.6	77	07/08→					
1.6 LPG	60	05/11→					
1.9 TDI	66	07/08→06/10					
1.9 TDI	77	07/08→06/10					
<b>Seilzug, Feststellbremse</b>							
1.0	55	05/15→	➔	⬇; Trommelbremse	2	24.3727-3402.2 583402	L= 1.588
1.0 TSI	70	05/15→	➔	⬇; Scheibenbremse	2	24.3727-3403.2 583403	L= 1.642
1.0 TSI	81	05/15→					
1.2	44	07/09→					
1.2	51	07/08→					
1.2 TDI	55	05/10→					
1.2 TSI	63	08/12→					
1.2 TSI	66	05/15→					
1.2 TSI	77	09/10→					
1.2 TSI	81	09/15→					
1.4	63	07/08→					
1.4 TDI	55	05/15→					
1.4 TDI	59	07/08→06/10					
1.4 TDI	66	05/15→					
1.4 TDI	77	05/15→					
1.6	77	07/08→					
1.6 LPG	60	05/11→					
1.9 TDI	66	07/08→06/10					
1.9 TDI	77	07/08→06/10					
1.4 TSI	103	10/13→	➔	⬇; 12/13→; Scheibenbremse	2	24.3727-3403.2 583403	L= 1.642
1.4 TSI	110	06/09→	➔	⬇; Scheibenbremse	2	24.3727-3403.2 583403	L= 1.642
1.4 TSI	110	11/15→					
1.4 TSI Cupra	132	06/09→					
















	kW				! #		
<b>SEAT - IBIZA IV SPORTCOUPE (6J1, 6P5) 07/08→</b>							
 <b>Seilzug, Feststellbremse</b>							
1.8 TSI Cupra 2.0	141 85	11/15→ 10/08→	→	↓; Scheibenbremse	2	24.3727-3403.2 583403	L= 1.642
2.0 TDI	105	01/10→					
1.6 TDI 1.6 TDI	66 77	05/09→ 05/09→	→	↓; 06/09→; Scheibenbremse	2	24.3727-3403.2 583403	L= 1.642
<b>SEAT - IBIZA IV ST (6J8, 6P8) 03/10→</b>							
 <b>Radbremszylinder</b>							
1.0 1.0 TSI 1.0 TSI 1.2 1.2 1.2 TDI 1.2 TSI 1.2 TSI 1.2 TSI 1.2 TSI 1.4 1.4 TDI 1.4 TDI 1.4 TDI	55 70 81 44 51 55 63 66 77 81 63 55 66 77	05/15→ 05/15→ 05/15→ 05/10→ 05/10→ 04/10→ 09/12→ 05/15→ 09/10→ 09/15→ 03/10→ 05/15→ 05/15→ 05/15→	→	+PR 1KM		24.3219-0909.3 020188	Ø 19,05 ALU
<b>Zubehörsatz, Bremsbacken</b>							
1.0 1.0 TSI 1.0 TSI 1.2 1.2 1.2 TDI 1.2 TSI 1.2 TSI 1.2 TSI 1.2 TSI 1.4 1.4 TDI 1.4 TDI 1.4 TDI	55 70 81 44 51 55 63 66 77 81 63 55 66 77	05/15→ 05/15→ 05/15→ 05/10→ 05/10→ 04/10→ 09/12→ 05/15→ 09/10→ 09/15→ 03/10→ 05/15→ 05/15→ 05/15→	→	+PR 1KM		03.0137-9168.2 669168	VW
 <b>Bremstrommel</b>							
1.0 1.0 TSI 1.0 TSI 1.2 1.2 1.2 TDI 1.2 TSI 1.2 TSI 1.2 TSI 1.2 TSI 1.4 1.4 TDI 1.4 TDI 1.4 TDI	55 70 81 44 51 55 63 66 77 81 63 55 66 77	05/15→ 05/15→ 05/15→ 05/10→ 05/10→ 04/10→ 09/12→ 05/15→ 09/10→ 09/15→ 03/10→ 05/15→ 05/15→ 05/15→	→	+PR 1KM		24.0220-0037.1 480161	Ø 200,0 x 50,1 / 201,5
 <b>Bremsbackensatz</b>							
1.0 1.0 TSI 1.0 TSI 1.2 1.2 1.2 TDI 1.2 TSI 1.2 TSI 1.2 TSI 1.2 TSI 1.4 1.4 TDI 1.4 TDI 1.4 TDI	55 70 81 44 51 55 63 66 77 81 63 55 66 77	05/15→ 05/15→ 05/15→ 05/10→ 05/10→ 04/10→ 09/12→ 05/15→ 09/10→ 09/15→ 03/10→ 05/15→ 05/15→ 05/15→	→	+PR 1KM		03.0137-0268.2 650268 03.0520-8219.3 698219	VW Ø 200 x 40 + HEB VW Ø 200 x 40 Ø 19,05 + RZ / + Zub TopKit
 <b>Seilzug, Feststellbremse</b>							
1.0 1.0 TSI 1.0 TSI 1.2 1.2 1.2 TDI 1.2 TSI 1.2 TSI	55 70 81 44 51 55 63 66	05/15→ 05/15→ 05/15→ 05/10→ 05/10→ 04/10→ 09/12→ 05/15→	→	↓; Trommelbremse	2	24.3727-3402.2 583402	L= 1.588
↓			→	↓; Scheibenbremse	2	24.3727-3403.2 583403	L= 1.642











	kw				!#		
<b>SEAT - IBIZA IV ST (6J8, 6P8) 03/10→</b>							
 <b>Seilzug, Feststellbremse</b>							
1.2 TSI	77	09/10→	➡	⬇️; Trommelbremse	2	24.3727-3402.2 583402	L= 1.588
1.2 TSI	81	09/15→	➡	⬇️; Scheibenbremse	2	24.3727-3403.2 583403	L= 1.642
1.4	63	03/10→					
1.4 TDI	55	05/15→					
1.4 TDI	66	05/15→					
1.4 TDI	77	05/15→					
1.4 TSI	103	10/13→	➡	⬇️; 12/13→; Scheibenbremse	2	24.3727-3403.2 583403	L= 1.642
1.4 TSI	110	02/12→	➡	⬇️; Scheibenbremse	2	24.3727-3403.2 583403	L= 1.642
1.4 TSI	110	11/15→					
1.6 TDI	66	03/10→					
1.6 TDI	77	03/10→					
<b>SEAT - IBIZA V (KJ1) 01/17→</b>							
<b>Zubehörsatz, Bremsbacken</b>							
1.0	48	07/17→	➡	+PR 1KA		03.0137-9309.2 669309	AP
1.0	55	01/17→	➡	+PR 1KG		03.0137-9317.2 669317	
1.0 TGI	66	11/17→					
1.0 TSI	70	01/17→					
1.0 TSI	85	01/17→					
1.5 TSI	110	07/17→					
1.6 TDI	59	11/17→					
1.6 TDI	70	09/17→					
1.6 TDI	85	12/17→					
<b>SEAT - INCA (6K9) 11/95→11/03</b>							
 <b>Radbremszylinder</b>							
1.4 16V	55	04/00→06/03	➡			24.3220-0909.3 020210	Ø 20,64 ALU
1.4 i	44	11/95→06/03					
1.6 i	55	11/95→05/98					
1.6 i	55	06/97→09/00					
1.7 D	42	09/96→06/03					
1.9 D	47	11/95→06/03					
1.9 SDI	47	11/95→06/03					
1.9 TDI	66	09/96→06/03					
<b>Zubehörsatz, Bremsbacken</b>							
1.4 16V	55	04/00→06/03	➡			03.0137-9149.2 669149	
						03.0137-9164.2 669164	
1.4 i	44	11/95→06/03		9K-X-023408→		03.0137-9149.2 669149	
1.6 i	55	11/95→05/98	➡	→ 9K-X-023407		03.0137-9164.2 669164	
1.6 i	55	06/97→09/00					
1.7 D	42	09/96→06/03					
1.9 D	47	11/95→06/03					
1.9 SDI	47	11/95→06/03					
1.9 TDI	66	09/96→06/03					
 <b>Bremsstrommel</b>							
1.4 16V	55	04/00→06/03	➡			24.0223-0015.1 480073	Ø 230,0 x 51 / 231 - RLG
						24.0223-0019.1 480176	Ø 230,0 x 50,5 / 231 - RLG / + ABS Ring
						24.0223-0020.1 480177	Ø 230,0 x 39,7 / 231,5
1.4 i	44	11/95→06/03	➡	- ABS; → 9K-X-023407		24.0223-0015.1 480073	Ø 230,0 x 51 / 231 - RLG
1.6 i	55	11/95→05/98	➡	+ ABS; → 9K-X-023407		24.0223-0019.1 480176	Ø 230,0 x 50,5 / 231 - RLG / + ABS Ring
1.6 i	55	06/97→09/00					
1.7 D	42	09/96→06/03					
1.9 D	47	11/95→06/03	➡	9K-X-023408→		24.0223-0020.1 480177	Ø 230,0 x 39,7 / 231,5
1.9 SDI	47	11/95→06/03					
1.9 TDI	66	09/96→06/03					
 <b>Bremsbackensatz</b>							
1.4 16V	55	04/00→06/03	➡			03.0137-0264.2 650264	Ø 230 x 40 + HEB
						03.0137-0357.2 650357	Ø 230 x 32 + HEB
						03.0520-6120.3 696120	VW Ø 230 x 40 Ø 20,64 + RZ / + Zub TopKit
						03.0520-6920.3 696920	Ø 230 x 32 Ø 20,64 + RZ / + Zub TopKit
1.4 i	44	11/95→06/03	➡	→ 9K-X-023407		03.0137-0264.2 650264	Ø 230 x 40 + HEB
1.6 i	55	11/95→05/98	➡			03.0520-6120.3 696120	VW Ø 230 x 40 Ø 20,64 + RZ / + Zub TopKit
1.6 i	55	06/97→09/00					
1.7 D	42	09/96→06/03					
1.9 D	47	11/95→06/03	➡	9K-X-023408→		03.0137-0357.2 650357	Ø 230 x 32 + HEB
1.9 SDI	47	11/95→06/03				03.0520-6920.3 696920	Ø 230 x 32 Ø 20,64 + RZ / + Zub TopKit
1.9 TDI	66	09/96→06/03					
























	kW				#		
<b>SEAT - INCA (6K9) 11/95→11/03</b>							
 <b>Seilzug, Feststellbremse</b>							
1.4 16V	55	04/00→06/03	➡	⬇️; Trommelbremse	2	24.3727-2700.2 582700	L= 1.671
1.4 i	44	11/95→06/03					
1.6 i	55	11/95→05/98					
1.6 i	55	06/97→09/00					
1.7 D	42	09/96→06/03					
1.9 D	47	11/95→06/03					
1.9 SDI	47	11/95→06/03					
1.9 TDI	66	09/96→06/03					
<b>SEAT - LEON (1M1) 11/99→06/06</b>							
 <b>Seilzug, Feststellbremse</b>							
1.4 16V	55	11/99→06/06	➡	⬇️; → 07/05; Scheibenbremse	2	24.3727-0173.2 580173	L= 1.693
1.6	74	11/99→06/06					
1.6 16 V	77	09/00→06/06					
1.8 20V	92	11/99→06/06					
1.8 20V T	132	11/99→06/06					
1.8 20V T 4	132	11/99→06/06					
1.8 T Cupra R	165	07/03→06/06					
1.9 SDI	50	11/99→06/06					
1.9 TDI	66	11/99→06/06					
1.9 TDI	81	11/99→06/06					
1.9 TDI	96	05/03→06/06					
1.9 TDI Syncro	110	05/02→06/06					
2.8 Cupra 4	150	02/01→06/06					
1.8 T Cupra R	154	02/02→06/06	➡	⬇️; 05/02→ 07/05; Scheibenbremse	2	24.3727-0173.2 580173	L= 1.693
1.9 TDI	110	09/00→06/06	➡	⬇️; 02/01→ 07/05; Scheibenbremse	2	24.3727-0173.2 580173	L= 1.693
2.8	150	05/02→06/04	➡	⬇️; Scheibenbremse	2	24.3727-0173.2 580173	L= 1.693
<b>SEAT - LEON (1P1) 05/05→12/13</b>							
 <b>Seilzug, Feststellbremse</b>							
1.2 TSI	77	02/10→12/12	➡	⬇️; → 10/12; Scheibenbremse	2	24.3727-0195.2 580195	L= 1.447
1.4 16V	63	06/06→12/12				24.3727-2708.2 582708	L= 1.447
1.4 TSI	92	11/07→12/12					
1.6 LPG	75	12/09→12/12					
1.6 MultiFuel	75	11/10→12/12					
1.6 TDI	66	11/10→12/12					
1.6 TDI	77	02/10→12/12					
1.8 TSI	118	06/07→12/12					
2.0 Cupra R	195	09/09→12/12					
2.0 TDI	125	05/06→12/12					
2.0 TFSI	155	06/09→12/12					
1.6	75	07/05→12/12	➡	⬇️; 08/05→ 10/12; Scheibenbremse	2	24.3727-0195.2 580195	L= 1.447
2.0 TDI 16V	103	07/05→12/12				24.3727-2708.2 582708	L= 1.447
1.9 TDI	66	06/07→12/10	➡	⬇️; Scheibenbremse	2	24.3727-0195.2 580195	L= 1.447
2.0 TDI	103	10/05→10/10				24.3727-2708.2 582708	L= 1.447
2.0 TFSI	136	09/05→05/06					
2.0 TFSI	177	11/06→05/11					
1.9 TDI	77	07/05→12/10	➡	⬇️; 08/05→; Scheibenbremse	2	24.3727-0195.2 580195	L= 1.447
2.0 TDI	110	07/05→05/10				24.3727-2708.2 582708	L= 1.447
2.0 TDI	100	07/05→05/10					
2.0 TFSI	147	05/05→03/09					
<b>SEAT - LEON (5F1) 09/12→</b>							
 <b>Seilzug, Feststellbremse</b>							
1.0 TSI	85	05/15→	➡	⬇️; +PR 0N4,0B2; Scheibenbremse	1	24.3727-2709.2 582709	L= 1.463
1.2 TSI	81	04/14→					
1.4 TSI	92	05/14→					
1.4 TSI	110	05/14→					
1.6 TDI	81	09/13→					
2.0 Cupra	195	10/13→					
2.0 Cupra	206	10/13→					
2.0 Cupra	213	10/15→					
2.0 Cupra	221	01/17→					
2.0 Cupra R	228	11/17→					
2.0 TDI	81	05/13→					
1.2 TSI	63	12/12→	➡	⬇️; +PR 0N4, 0B2; Scheibenbremse	1	24.3727-2709.2 582709	L= 1.463
1.2 TSI	77	01/13→					
1.4 TSI	90	11/12→					
1.4 TSI	103	09/12→					
1.6 TDI	66	11/12→					
1.6 TDI	77	11/12→					
1.8 TSI	132	02/13→					
2.0 TDI	105	05/13→					
2.0 TDI	110	10/12→					
2.0 TDI	135	09/12→					
1.4 TGI	81	02/13→	➡	⬇️; 10/13→; +PR 0N4,0B2; Scheibenbremse	1	24.3727-2709.2 582709	L= 1.463
↓							

	kW				!#		
<b>SEAT - LEON (5F1) 09/12→</b>							
 <b>Seilzug, Feststellbremse</b>							
1.6 TDI	85	11/16→	➔	⏴; 01/17→; +PR 0N4,0B2; Scheibenbremse	1	24.3727-2709.2 582709	L= 1.463
<b>SEAT - LEON Kasten/Schrägheck (5F1) 09/12→</b>							
 <b>Seilzug, Feststellbremse</b>							
1.0 TSI 1.2 TSI 1.2 TSI 1.4 TSI 1.6 TDI 2.0 Cupra 2.0 Cupra	85 63 81 110 81 213 221	05/15→ 01/13→ 04/14→ 05/14→ 09/13→10/16 09/15→10/16 01/17→	➔	⏴; +PR 0N4,0B2; Scheibenbremse	1	24.3727-2709.2 582709	L= 1.463
1.4 TSI 1.4 TSI 1.6 TDI 1.6 TDI 1.8 TFSI 2.0 TDI 2.0 TDI	90 103 66 77 132 110 135	09/12→10/16 09/12→10/16 11/12→10/16 09/12→10/16 02/13→ 10/12→ 02/13→	➔	⏴; +PR 0N4, 0B2; Scheibenbremse	1	24.3727-2709.2 582709	L= 1.463
1.6 TDI	85	11/16→	➔	⏴; 01/17→; +PR 0N4,0B2; Scheibenbremse	1	24.3727-2709.2 582709	L= 1.463
<b>SEAT - LEON SC (5F5) 01/13→</b>							
 <b>Seilzug, Feststellbremse</b>							
1.0 TSI 1.2 TSI 1.4 TSI 1.4 TSI 1.6 TDI 2.0 Cupra 2.0 Cupra 2.0 Cupra 2.0 Cupra	85 81 92 110 81 195 206 213 221	05/15→ 05/14→ 05/14→ 05/14→ 09/13→ 10/13→ 10/13→ 10/15→ 01/17→	➔	⏴; +PR 0N4,0B2; Scheibenbremse	1	24.3727-2709.2 582709	L= 1.463
1.2 TSI 1.2 TSI 1.4 TSI 1.4 TSI 1.6 TDI 1.6 TDI 1.8 TSI 2.0 TDI 2.0 TDI 2.0 TDI	63 77 90 103 66 77 132 105 110 135	01/13→ 02/13→ 02/13→ 02/13→ 02/13→ 02/13→ 02/13→ 05/13→ 02/13→ 03/13→	➔	⏴; +PR 0N4, 0B2; Scheibenbremse	1	24.3727-2709.2 582709	L= 1.463
1.6 TDI	85	11/16→	➔	⏴; 01/17→; +PR 0N4,0B2; Scheibenbremse	1	24.3727-2709.2 582709	L= 1.463
2.0 TDI	81	02/13→	➔	⏴; 05/13→; +PR 0N4,0B2; Scheibenbremse	1	24.3727-2709.2 582709	L= 1.463
<b>SEAT - LEON ST (5F8) 08/13→</b>							
 <b>Seilzug, Feststellbremse</b>							
1.0 TSI 1.2 TSI 1.4 TGI 1.4 TSI 1.4 TSI 1.6 TDI 1.6 TDI 4Drive 1.6 TDI 4Drive 1.8 TSI 4Drive 2.0 Cupra 2.0 Cupra 2.0 Cupra 2.0 Cupra 2.0 Cupra 4Drive 2.0 TDI 2.0 TDI 4Drive 2.0 TDI 4Drive	85 81 81 92 110 81 77 81 132 195 206 213 221 221 81 110 135	05/15→ 05/14→ 10/13→ 05/14→ 05/14→ 09/13→ 04/14→ 11/14→ 11/14→ 10/13→ 10/13→ 10/15→ 11/16→ 11/16→ 11/13→ 04/14→ 11/14→	➔	⏴; +PR 0N4,0B2; Scheibenbremse	1	24.3727-2709.2 582709	L= 1.463
1.2 TSI 1.2 TSI 1.4 TSI 1.4 TSI 1.6 TDI 1.6 TDI 1.8 TSI 2.0 TDI 2.0 TDI 2.0 TDI	63 77 90 103 66 77 132 105 110 135	11/13→ 08/13→ 10/13→ 10/13→ 11/13→ 10/13→ 10/13→ 10/13→ 10/13→ 08/13→	➔	⏴; +PR 0N4, 0B2; Scheibenbremse	1	24.3727-2709.2 582709	L= 1.463
1.6 TDI	85	11/16→	➔	⏴; 01/17→; +PR 0N4,0B2; Scheibenbremse	1	24.3727-2709.2 582709	L= 1.463











	kw					
<b>SEAT - LEON ST Kasten/Kombi (5F8) 08/13→</b>						
 <b>Seilzug, Feststellbremse</b>						
1.0 TSI	85	05/15→	→	↓; +PR 0N4,0B2; Scheibenbremse	1	24.3727-2709.2 582709 L= 1.463
1.2 TSI	81	05/14→				
1.4 TSI	110	05/14→				
1.6 TDI	81	09/13→				
2.0 Cupra	206	10/13→				
2.0 Cupra	221	11/16→				
2.0 Cupra 4Drive	221	11/16→				
2.0 TDI 4Drive	110	09/14→				
2.0 TDI 4Drive	135	10/14→				
1.2 TSI	63	01/13→	→	↓; +PR 0N4, 0B2; Scheibenbremse	1	24.3727-2709.2 582709 L= 1.463
1.8 TFSI	132	10/13→				
2.0 TDI	110	04/13→				
2.0 TDI	135	08/13→				
1.6 TDI	85	11/16→	→	↓; 01/17→; +PR 0N4,0B2; Scheibenbremse	1	24.3727-2709.2 582709 L= 1.463
<b>SEAT - MARBELLA (28) 08/86→05/99</b>						
 <b>Radbremszylinder</b>						
0.9	32	07/97→10/98	→			24.3219-0803.3 020183 Ø 19,05 GG
0.9 Cat	29	01/90→11/96				
0.9 Cat	30	11/96→10/98				
<b>Zubehörsatz, Bremsbacken</b>						
0.9	32	07/97→10/98	→			03.0137-9021.2 669021 Fiat
0.9 Cat	29	01/90→11/96				
0.9 Cat	30	11/96→10/98				
 <b>Bremstrommel</b>						
0.9	32	07/97→10/98	→			24.0218-5001.1 480012 Ø 185,0 x 37 / 186,8
0.9 Cat	29	01/90→11/96				
0.9 Cat	30	11/96→10/98				
 <b>Bremsbackensatz</b>						
0.9	32	07/97→10/98	→			03.0137-0015.2 650015 Fiat Ø 185 x 31
0.9 Cat	29	01/90→11/96				
0.9 Cat	30	11/96→10/98				
 <b>Seilzug, Feststellbremse</b>						
0.9	32	07/97→10/98	→	↓; Trommelbremse	1	24.3727-0503.2 580503 L= 2.670
0.9 Cat	29	01/90→11/96				
0.9 Cat	30	11/96→10/98				
<b>SEAT - Mii (KF1) 10/11→</b>						
 <b>Radbremszylinder</b>						
1.0	44	10/11→	→	05/12→		24.3217-0908.3 020167 Ø 17,46 ALU
1.0	55	10/11→				
1.0 EcoFuel	50	11/12→	→			24.3217-0908.3 020167 Ø 17,46 ALU
<b>Zubehörsatz, Bremsbacken</b>						
1.0	44	10/11→	→	05/12→		03.0137-9168.2 669168 VW
1.0	55	10/11→				
1.0 EcoFuel	50	11/12→	→			03.0137-9168.2 669168 VW
 <b>Bremsbackensatz</b>						
1.0	44	10/11→	→	05/12→		03.0137-0268.2 650268 VW Ø 200 x 40 + HEB
1.0	55	10/11→				03.0520-4817.3 694817 Ø 200 x 40 Ø 17,46 + RZ / + Zub TopKit
1.0 EcoFuel	50	11/12→	→			03.0137-0268.2 650268 VW Ø 200 x 40 + HEB
						03.0520-4817.3 694817 Ø 200 x 40 Ø 17,46 + RZ / + Zub TopKit
<b>SEAT - TERRA (24) 01/87→12/96</b>						
 <b>Radbremszylinder</b>						
0.9	29	02/87→12/96	→	09/90→		24.3219-0803.3 020183 Ø 19,05 GG
<b>Zubehörsatz, Bremsbacken</b>						
0.9	29	02/87→12/96	→	03/87→		03.0137-9021.2 669021 Fiat
 <b>Bremsbackensatz</b>						
0.9	29	02/87→12/96	→	03/87→		03.0137-0015.2 650015 Fiat Ø 185 x 31
↓						








	kw				!#		
<b>SEAT - TERRA (24) 01/87→12/96</b>							
 <b>Seilzug, Feststellbremse</b>							
0.9	29	02/87→12/96	➡	⏴; 03/87→; Trommelbremse	1	24.3727-2705.2 582705	L= 3.170
<b>SEAT - TOLEDO I (1L) 01/91→10/99</b>							
 <b>Radbremszylinder</b>							
1.6 i 1.9 D 1.9 TD	54 50 55	05/91→03/99	➡	09/91→ 09/98		03.3217-2112.3 020027 24.3217-0908.3 020167	Ø 17,46 GG Ø 17,46 ALU
1.6 i 1.6 i 1.9 D 1.9 TDI 1.9 TDI	55 74 47 66 81	01/93→03/99 11/96→03/99 12/95→03/99 08/95→03/99 11/96→03/99	➡	→ 09/98		03.3217-2112.3 020027 24.3217-0908.3 020167	Ø 17,46 GG Ø 17,46 ALU
1.8 i	65	05/91→12/96	➡	09/91→		03.3217-2112.3 020027 24.3217-0908.3 020167	Ø 17,46 GG Ø 17,46 ALU
1.8 i	66	11/93→12/96	➡			03.3217-2112.3 020027 24.3217-0908.3 020167	Ø 17,46 GG Ø 17,46 ALU
<b>Zubehörsatz, Bremsbacken</b>							
1.6 i	54	05/91→03/99	➡	09/91→; → 1L-ZD310000		03.0137-9008.2 669008	
			➡	→ 09/98; 1L-ZD310001→		03.0137-9168.2 669168	VW
1.6 i 1.6 i	55 74	01/93→03/99 11/96→03/99	➡	→ 1L-ZD310000		03.0137-9008.2 669008	
			➡	→ 09/98; 1L-ZD310001→		03.0137-9168.2 669168	VW
1.8 i	65	05/91→12/96	➡	09/91→		03.0137-9168.2 669168	VW
1.8 i	66	11/93→12/96	➡			03.0137-9168.2 669168	VW
1.9 D 1.9 TDI 1.9 TDI	47 66 81	12/95→03/99 08/95→03/99 11/96→03/99	➡	→ 09/98		03.0137-9168.2 669168	VW
1.9 D 1.9 TD	50 55	05/91→03/99 05/91→03/99	➡	09/91→ 09/98		03.0137-9168.2 669168	VW
 <b>Bremstrommel</b>							
1.6 i	54	05/91→03/99	➡	09/91→; → 1L-ZD310000		24.0218-0007.1 480003 24.0218-0707.2 480211	Ø 180,0 x 38,5 / 181 - RLG Ø 180,0 x 38,5 / 181 + RLG
			➡	→ 09/98; 1L-ZD310001→		24.0220-0018.1 480019 24.0220-0718.2 480209	Ø 200,0 x 50 / 201 - RLG / - ABS Ring Ø 200,0 x 50 / 201 + RLG / - ABS Ring
1.6 i 1.6 i	55 74	01/93→03/99 11/96→03/99	➡	→ 1L-ZD310000		24.0218-0007.1 480003 24.0218-0707.2 480211	Ø 180,0 x 38,5 / 181 - RLG Ø 180,0 x 38,5 / 181 + RLG
			➡	→ 09/98; 1L-ZD310001→		24.0220-0018.1 480019 24.0220-0718.2 480209	Ø 200,0 x 50 / 201 - RLG / - ABS Ring Ø 200,0 x 50 / 201 + RLG / - ABS Ring
1.8 i	65	05/91→12/96	➡	09/91→		24.0220-0018.1 480019 24.0220-0718.2 480209	Ø 200,0 x 50 / 201 - RLG / - ABS Ring Ø 200,0 x 50 / 201 + RLG / - ABS Ring
1.8 i	66	11/93→12/96	➡			24.0220-0018.1 480019 24.0220-0718.2 480209	Ø 200,0 x 50 / 201 - RLG / - ABS Ring Ø 200,0 x 50 / 201 + RLG / - ABS Ring
1.9 D 1.9 TDI 1.9 TDI	47 66 81	12/95→03/99 08/95→03/99 11/96→03/99	➡	→ 09/98		24.0220-0018.1 480019 24.0220-0718.2 480209	Ø 200,0 x 50 / 201 - RLG / - ABS Ring Ø 200,0 x 50 / 201 + RLG / - ABS Ring
1.9 D 1.9 TD	50 55	05/91→03/99 05/91→03/99	➡	09/91→ 09/98		24.0220-0018.1 480019 24.0220-0718.2 480209	Ø 200,0 x 50 / 201 - RLG / - ABS Ring Ø 200,0 x 50 / 201 + RLG / - ABS Ring
 <b>Bremsbackensatz</b>							
1.6 i	54	05/91→03/99	➡	09/91→; → 1L-ZD310000		03.0137-0126.2 650126 03.0420-0617.3 680617 03.0520-3917.3 693917	Ø 180 x 31 + HEB VW Ø 180 x 31 Ø 17,46 + RZ / + Zub Kit VW Ø 180 x 31 Ø 17,46 + RZ / + Zub TopKit
↓			➡	→ 09/98; 1L-ZD310001→		03.0137-0268.2 650268	VW Ø 200 x 40 + HEB












	kw				!#		
<b>SEAT - TOLEDO I (1L) 01/91→10/99</b>							
 <b>Bremsbackensatz</b>							
1.6 i	54	05/91→03/99	➔	→ 09/98; 1L-ZD310001→		<b>03.0420-1517.3 681517</b> <b>03.0520-1517.3 691517</b>	VW Ø 200 x 40 Ø 17,46 + RZ / + Zub Kit VW Ø 200 x 40 Ø 17,46 + RZ / + Zub TopKit
1.6 i 1.6 i	55 74	01/93→03/99 11/96→03/99	➔	→ 1L-ZD310000		<b>03.0137-0126.2 650126</b> <b>03.0420-0617.3 680617</b> <b>03.0520-3917.3 693917</b>	Ø 180 x 31 + HEB VW Ø 180 x 31 Ø 17,46 + RZ / + Zub Kit VW Ø 180 x 31 Ø 17,46 + RZ / + Zub TopKit
			➔	→ 09/98; 1L-ZD310001→		<b>03.0137-0268.2 650268</b> <b>03.0420-1517.3 681517</b> <b>03.0520-1517.3 691517</b>	VW Ø 200 x 40 + HEB VW Ø 200 x 40 Ø 17,46 + RZ / + Zub Kit VW Ø 200 x 40 Ø 17,46 + RZ / + Zub TopKit
1.8 i	65	05/91→12/96	➔	09/91→		<b>03.0137-0268.2 650268</b> <b>03.0420-1517.3 681517</b> <b>03.0520-1517.3 691517</b>	VW Ø 200 x 40 + HEB VW Ø 200 x 40 Ø 17,46 + RZ / + Zub Kit VW Ø 200 x 40 Ø 17,46 + RZ / + Zub TopKit
1.8 i	66	11/93→12/96	➔			<b>03.0137-0268.2 650268</b> <b>03.0420-1517.3 681517</b> <b>03.0520-1517.3 691517</b>	VW Ø 200 x 40 + HEB VW Ø 200 x 40 Ø 17,46 + RZ / + Zub Kit VW Ø 200 x 40 Ø 17,46 + RZ / + Zub TopKit
1.9 D 1.9 TDI 1.9 TDI	47 66 81	12/95→03/99 08/95→03/99 11/96→03/99	➔	→ 09/98		<b>03.0137-0268.2 650268</b> <b>03.0420-1517.3 681517</b> <b>03.0520-1517.3 691517</b>	VW Ø 200 x 40 + HEB VW Ø 200 x 40 Ø 17,46 + RZ / + Zub Kit VW Ø 200 x 40 Ø 17,46 + RZ / + Zub TopKit
1.9 D 1.9 TD	50 55	05/91→03/99 05/91→03/99	➔	09/91→ 09/98		<b>03.0137-0268.2 650268</b> <b>03.0420-1517.3 681517</b> <b>03.0520-1517.3 691517</b>	VW Ø 200 x 40 + HEB VW Ø 200 x 40 Ø 17,46 + RZ / + Zub Kit VW Ø 200 x 40 Ø 17,46 + RZ / + Zub TopKit
 <b>Seilzug, Feststellbremse</b>							
1.6 i 1.9 D 1.9 TD	54 50 55	05/91→03/99 05/91→03/99 05/91→03/99	➔	⏴; 09/91→ 09/98; Trommelbremse	2	<b>24.3727-0132.2 580132</b>	L= 1.527
1.6 i 1.6 i 1.9 D 1.9 TDI 1.9 TDI	55 74 47 66 81	01/93→03/99 11/96→03/99 12/95→03/99 08/95→03/99 11/96→03/99	➔	⏴; → 09/98; Trommelbremse	2	<b>24.3727-0132.2 580132</b>	L= 1.527
1.8 16V 1.8 16V	92 98	05/91→03/99 05/91→03/99	➔	⏴; 09/91→ 03/94; Scheibenbremse	2	<b>24.3727-0133.2 580133</b>	L= 1.622
1.8 i	65	05/91→12/96	➔	⏴; 09/91→; Trommelbremse	2	<b>24.3727-0132.2 580132</b>	L= 1.527
1.8 i	66	11/93→12/96	➔	⏴; Trommelbremse	2	<b>24.3727-0132.2 580132</b>	L= 1.527
2.0 i	85	05/91→03/99	➔	⏴; 09/91→ 09/98; Scheibenbremse	2	<b>24.3727-0133.2 580133</b>	L= 1.622
2.0 i 16V	110	11/93→03/99	➔	⏴; 03/94→ 09/98; Scheibenbremse	2	<b>24.3727-0133.2 580133</b>	L= 1.622
<b>SEAT - TOLEDO II (1M2) 10/98→05/06</b>							
 <b>Seilzug, Feststellbremse</b>							
1.4 16V 1.6 1.8 20V 1.9 TDI 1.9 TDI 1.9 TDI 2.3 V5 2.3 V5 20V	55 74 92 66 81 110 110 125	01/00→05/02 10/98→07/04 10/98→07/04 03/99→07/04 10/98→07/04 10/00→07/04 10/98→11/00 09/00→11/03	➔	⏴; Scheibenbremse	2	<b>24.3727-0149.2 580149</b>	L= 1.688
1.6 16V 1.9 TDI	77 96	06/00→05/06 05/03→05/06	➔	⏴; → 09/04; Scheibenbremse	2	<b>24.3727-0149.2 580149</b>	L= 1.688
1.8 20VT	132	09/00→07/04	➔	⏴; 05/01→; Scheibenbremse	2	<b>24.3727-0149.2 580149</b>	L= 1.688
<b>SEAT - TOLEDO III (5P2) 04/04→05/09</b>							
 <b>Seilzug, Feststellbremse</b>							
1.4 16V 1.4 TSI 1.6 ↓	63 92 75	05/06→05/09 11/07→05/09 10/04→05/09	➔	⏴; → 03/09; Scheibenbremse	2	<b>24.3727-2708.2 582708</b>	L= 1.447












	kW				#		
<b>SEAT - TOLEDO III (5P2) 04/04→05/09</b>							
 <b>Seilzug, Feststellbremse</b>							
1.8 TFSI	118	01/07→05/09	→	↓; → 03/09; Scheibenbremse	2	24.3727-2708.2 582708	L= 1.447
1.9 TDI	77	10/04→05/09					
2.0 FSI	110	10/04→05/09					
2.0 TDI	103	11/05→05/09					
2.0 TDI	125	01/06→05/09					
2.0 TFSI	147	11/05→05/09					
2.0 TDI	100	09/04→05/09	→	↓; 10/04→03/09; Scheibenbremse	2	24.3727-2708.2 582708	L= 1.447
2.0 TDI 16V	103	04/04→05/09					
<b>SEAT - TOLEDO IV (KG3) 07/12→</b>							
 <b>Radbremsszylinder</b>							
1.0 TSI	70	05/17→	→			24.3219-1762.3 020550	Ø 19,05 ALU
1.0 TSI	81	05/17→					
1.2	55	07/12→					
1.2 TSI	63	07/12→					
1.2 TSI	66	05/15→					
1.2 TSI	77	07/12→					
1.2 TSI	81	05/15→					
1.4 TDI	66	05/15→					
1.4 TSI	90	07/12→					
1.4 TSI	92	05/15→					
1.6	77	07/13→					
1.6 TDI	66	06/13→					
1.6 TDI	77	07/12→					
1.6 TDI	85	05/15→					
<b>Zubehörsatz, Bremsbacken</b>							
1.0 TSI	70	05/17→	→			03.0137-9309.2 669309	AP
1.0 TSI	81	05/17→					
1.2	55	07/12→					
1.2 TSI	63	07/12→					
1.2 TSI	66	05/15→					
1.2 TSI	77	07/12→					
1.2 TSI	81	05/15→					
1.4 TDI	66	05/15→					
1.4 TSI	90	07/12→					
1.4 TSI	92	05/15→					
1.6	77	07/13→					
1.6 TDI	66	06/13→					
1.6 TDI	77	07/12→					
1.6 TDI	85	05/15→					
 <b>Bremsbackensatz</b>							
1.0 TSI	70	05/17→	→			03.0137-0521.2 650521	AP Ø 228 x 33 - HEB
1.0 TSI	81	05/17→					
1.2	55	07/12→					
1.2 TSI	63	07/12→					
1.2 TSI	66	05/15→					
1.2 TSI	77	07/12→					
1.2 TSI	81	05/15→					
1.4 TDI	66	05/15→					
1.4 TSI	90	07/12→					
1.4 TSI	92	05/15→					
1.6	77	07/13→					
1.6 TDI	66	06/13→					
1.6 TDI	77	07/12→					
1.6 TDI	85	05/15→					
 <b>Seilzug, Feststellbremse</b>							
1.0 TSI	70	05/17→	→	↓; Scheibenbremse	2	24.3727-2710.2 582710	L= 1.780
1.0 TSI	81	05/17→					
1.2	55	07/12→	→	↓; Trommelbremse	2	24.3727-2711.2 582711	L= 1.707
1.2 TSI	63	07/12→					
1.2 TSI	66	05/15→					
1.2 TSI	77	07/12→					
1.2 TSI	81	05/15→					
1.4 TDI	66	05/15→					
1.4 TSI	90	07/12→					
1.4 TSI	92	05/15→					
1.6	77	07/13→					
1.6 TDI	66	06/13→					
1.6 TDI	77	07/12→					
1.6 TDI	85	05/15→					
<b>SKODA - CITIGO 10/11→</b>							
 <b>Radbremsszylinder</b>							
1.0	44	10/11→	→			24.3217-0908.3 020167	Ø 17,46 ALU
1.0	55	10/11→					
1.0 CNG	50	11/12→					
1.0 LPG	55	10/11→					
↓							


























	kw				!#		
<b>SKODA - CITIGO 10/11→</b>							
<b>Zubehörsatz, Bremsbacken</b>							
1.0	44	10/11→	➔	05/12→		03.0137-9168.2 669168	VW
1.0	55	10/11→					
1.0 LPG	55	10/11→					
1.0 CNG	50	11/12→	➔			03.0137-9168.2 669168	VW
<b> Bremsbackensatz</b>							
1.0	44	10/11→	➔	05/12→		03.0137-0268.2 650268	VW Ø 200 x 40 + HEB
1.0	55	10/11→				03.0520-4817.3 694817	Ø 200 x 40 Ø 17,46 + RZ / + Zub TopKit
1.0 LPG	55	10/11→					
1.0 CNG	50	11/12→	➔			03.0137-0268.2 650268	VW Ø 200 x 40 + HEB
						03.0520-4817.3 694817	Ø 200 x 40 Ø 17,46 + RZ / + Zub TopKit
<b>SKODA - FABIA I (6Y2) 08/99→03/08</b>							
<b> Radbremszylinder</b>							
1.0	37	12/99→08/02	➔	02/00→		24.3219-0909.3 020188	Ø 19,05 ALU
1.4	50	08/99→05/03					
1.2	40	07/01→04/07	➔	08/02→		24.3219-0909.3 020188	Ø 19,05 ALU
1.2	47	01/03→03/08	➔	→ 12/07		24.3219-0909.3 020188	Ø 19,05 ALU
1.4 16V	55	12/99→03/08					
1.4 16V	74	12/99→03/08					
1.4 TDI	51	10/05→03/08					
1.4 TDI	55	04/03→03/08					
1.4 TDI	59	10/05→03/08					
1.9 SDI	47	12/99→03/08					
1.4	44	08/00→08/02	➔			24.3219-0909.3 020188	Ø 19,05 ALU
<b>Zubehörsatz, Bremsbacken</b>							
1.0	37	12/99→08/02	➔	02/00→		03.0137-9168.2 669168	VW
1.4	50	08/99→05/03					
1.2	40	07/01→04/07	➔	08/02→		03.0137-9168.2 669168	VW
1.2	47	01/03→03/08	➔	→ 12/07		03.0137-9168.2 669168	VW
1.4 16V	55	12/99→03/08					
1.4 16V	74	12/99→03/08					
1.4 TDI	51	10/05→03/08					
1.4 TDI	55	04/03→03/08					
1.4 TDI	59	10/05→03/08					
1.9 SDI	47	12/99→03/08					
1.4	44	08/00→08/02	➔			03.0137-9168.2 669168	VW
<b> Bremstrommel</b>							
1.0	37	12/99→08/02	➔	02/00→		24.0220-0037.1 480161	Ø 200,0 x 50,1 / 201,5
1.4	50	08/99→05/03					
1.2	40	07/01→04/07	➔	08/02→		24.0220-0037.1 480161	Ø 200,0 x 50,1 / 201,5
1.2	47	01/03→03/08	➔	→ 12/07		24.0220-0037.1 480161	Ø 200,0 x 50,1 / 201,5
1.4 16V	55	12/99→03/08					
1.4 16V	74	12/99→03/08					
1.4 TDI	51	10/05→03/08					
1.4 TDI	55	04/03→03/08					
1.4 TDI	59	10/05→03/08					
1.9 SDI	47	12/99→03/08					
1.4	44	08/00→08/02	➔			24.0220-0037.1 480161	Ø 200,0 x 50,1 / 201,5
<b> Bremsbackensatz</b>							
1.0	37	12/99→08/02	➔	02/00→		03.0137-0268.2 650268	VW Ø 200 x 40 + HEB
1.4	50	08/99→05/03				03.0420-4219.3 684219	VW Ø 200 x 40 Ø 19,05 + RZ / + Zub Kit
						03.0520-4219.3 694219	VW Ø 200 x 40 Ø 19,05 + RZ / + Zub TopKit
1.2	40	07/01→04/07	➔	08/02→		03.0137-0268.2 650268	VW Ø 200 x 40 + HEB
						03.0420-4219.3 684219	VW Ø 200 x 40 Ø 19,05 + RZ / + Zub Kit
						03.0520-4219.3 694219	VW Ø 200 x 40 Ø 19,05 + RZ / + Zub TopKit
1.2	47	01/03→03/08	➔	→ 12/07		03.0137-0268.2 650268	VW Ø 200 x 40 + HEB
1.4 16V	55	12/99→03/08				03.0420-4219.3 684219	VW Ø 200 x 40 Ø 19,05 + RZ / + Zub Kit
1.4 16V	74	12/99→03/08					
1.4 TDI	51	10/05→03/08					
1.4 TDI	55	04/03→03/08				03.0520-4219.3 694219	VW Ø 200 x 40 Ø 19,05 + RZ / + Zub TopKit
1.4 TDI	59	10/05→03/08					
1.9 SDI	47	12/99→03/08					
1.4	44	08/00→08/02	➔			03.0137-0268.2 650268	VW Ø 200 x 40 + HEB
↓							

	kw					!#		
<b>SKODA - FABIA I (6Y2) 08/99→03/08</b>								
<b>Bremsbackensatz</b>								
1.4	44	08/00→08/02	➔				03.0420-4219.3 684219 03.0520-4219.3 694219	VW Ø 200 x 40 Ø 19,05 + RZ / + Zub Kit VW Ø 200 x 40 Ø 19,05 + RZ / + Zub TopKit
<b>Seilzug, Feststellbremse</b>								
1.0 1.4	37 50	12/99→08/02 08/99→05/03	➔	⏏; 02/00→; +PR 1JB,1KK,1KT; für Fahrzeuge mit Schlechtwegeausführung; Scheibenbremse	2	24.3727-0176.2 580176 24.3727-0198.2 580198		L= 1.640 L= 1.645
			➔	⏏; 02/00→; +PR 1JA,1JD,1KK,1KP / 1KQ; Scheibenbremse	2	24.3727-0197.2 580197		L= 1.645
			➔	⏏; 02/00→; +PR 1JA,1JC,1JD,1KM; für Fahrzeuge ohne Schlechtwegeausführung; Trommelbremse	2	24.3727-0199.2 580199		L= 1.580
			➔	⏏; 02/00→; +PR 1JB,1KM; für Fahrzeuge mit Schlechtwegeausführung; Trommelbremse	2	24.3727-2504.2 582504		L= 1.580
1.2	40	07/01→04/07	➔	⏏; 08/02→; +PR 1JB,1KK,1KT; für Fahrzeuge mit Schlechtwegeausführung; Scheibenbremse	2	24.3727-0176.2 580176 24.3727-0198.2 580198		L= 1.640 L= 1.645
			➔	⏏; 08/02→; +PR 1JA,1JD,1KK,1KP / 1KQ; Scheibenbremse	2	24.3727-0197.2 580197		L= 1.645
			➔	⏏; 08/02→; +PR 1JA,1JC,1JD,1KM; für Fahrzeuge ohne Schlechtwegeausführung; Trommelbremse	2	24.3727-0199.2 580199		L= 1.580
			➔	⏏; 08/02→; +PR 1JB,1KM; für Fahrzeuge mit Schlechtwegeausführung; Trommelbremse	2	24.3727-2504.2 582504		L= 1.580
1.2 1.4 16V 1.4 16V 1.4 TDI 1.4 TDI 1.4 TDI 1.9 SDI 2.0	47 55 74 51 55 59 47 85	01/03→03/08 12/99→03/08 12/99→03/08 10/05→03/08 04/03→03/08 10/05→03/08 12/99→03/08 12/99→03/08	➔	⏏; → 12/07; +PR 1JB,1KK,1KT; für Fahrzeuge mit Schlechtwegeausführung; Scheibenbremse	2	24.3727-0176.2 580176 24.3727-0198.2 580198		L= 1.640 L= 1.645
			➔	⏏; → 12/07; +PR 1JA,1JD,1KK,1KP / 1KQ; Scheibenbremse	2	24.3727-0197.2 580197		L= 1.645
			➔	⏏; → 12/07; +PR 1JA,1JC,1JD,1KM; für Fahrzeuge ohne Schlechtwegeausführung; Trommelbremse	2	24.3727-0199.2 580199		L= 1.580
			➔	⏏; → 12/07; +PR 1JB,1KM; für Fahrzeuge mit Schlechtwegeausführung; Trommelbremse	2	24.3727-2504.2 582504		L= 1.580
1.4	44	08/00→08/02	➔	⏏; +PR 1JB,1KK,1KT; für Fahrzeuge mit Schlechtwegeausführung; Scheibenbremse	2	24.3727-0176.2 580176 24.3727-0198.2 580198		L= 1.640 L= 1.645
			➔	⏏; +PR 1JA,1JD,1KK,1KP / 1KQ; Scheibenbremse	2	24.3727-0197.2 580197		L= 1.645
			➔	⏏; +PR 1JA,1JC,1JD,1KM; für Fahrzeuge ohne Schlechtwegeausführung; Trommelbremse	2	24.3727-0199.2 580199		L= 1.580
			➔	⏏; +PR 1JB,1KM; für Fahrzeuge mit Schlechtwegeausführung; Trommelbremse	2	24.3727-2504.2 582504		L= 1.580
1.9 TDI	74	01/00→03/08	➔	⏏; 02/00→ 12/07; +PR 1JB,1KK,1KT; für Fahrzeuge mit Schlechtwegeausführung; Scheibenbremse	2	24.3727-0176.2 580176 24.3727-0198.2 580198		L= 1.640 L= 1.645
			➔	⏏; 02/00→ 12/07; +PR 1JA,1JD,1KK,1KP / 1KQ; Scheibenbremse	2	24.3727-0197.2 580197		L= 1.645
			➔	⏏; 02/00→ 12/07; +PR 1JA,1JC,1JD,1KM; für Fahrzeuge ohne Schlechtwegeausführung; Trommelbremse	2	24.3727-0199.2 580199		L= 1.580
			➔	⏏; 02/00→ 12/07; +PR 1JB,1KM; für Fahrzeuge mit Schlechtwegeausführung; Trommelbremse	2	24.3727-2504.2 582504		L= 1.580
1.9 TDI RS	96	06/03→03/08	➔	⏏; 09/03→ 12/07; +PR 1JB,1KK,1KT; für Fahrzeuge mit Schlechtwegeausführung; Scheibenbremse	2	24.3727-0176.2 580176 24.3727-0198.2 580198		L= 1.640 L= 1.645
			➔	⏏; 09/03→ 12/07; +PR 1JA,1JD,1KK,1KP / 1KQ; Scheibenbremse	2	24.3727-0197.2 580197		L= 1.645
			➔	⏏; 09/03→ 12/07; +PR 1JA,1JC,1JD,1KM;	2	24.3727-0199.2 580199		L= 1.580
↓								







	kW				!#		
<b>SKODA - FABIA I (6Y2) 08/99→03/08</b>							
 <b>Seilzug, Feststellbremse</b>							
1.9 TDI RS	96	06/03→03/08	➡	für Fahrzeuge ohne Schlechtwegeausführung; Trommelbremse			
			➡	⚠; 09/03→12/07; +PR 1JB,1KM; für Fahrzeuge mit Schlechtwegeausführung; Trommelbremse	2	24.3727-2504.2	582504 L= 1.580
<b>SKODA - FABIA I Combi (6Y5) 04/00→12/07</b>							
 <b>Radbremszylinder</b>							
1.2	40	07/01→12/07	➡	08/02→		24.3219-0909.3	020188 Ø 19,05 ALU
1.2	47	01/03→12/07	➡			24.3219-0909.3	020188 Ø 19,05 ALU
1.4	44	04/00→03/03					
1.4	50	04/00→05/03					
1.4 16V	55	05/00→12/07					
1.4 16V	59	04/06→12/07					
1.4 16V	74	04/00→12/07					
1.4 TDI	51	10/05→12/07					
1.4 TDI	55	04/03→12/07					
1.4 TDI	59	10/05→12/07					
1.9 SDI	47	04/00→12/07					
<b>Zubehörsatz, Bremsbacken</b>							
1.2	40	07/01→12/07	➡	08/02→		03.0137-9168.2	669168 VW
1.2	47	01/03→12/07	➡			03.0137-9168.2	669168 VW
1.4	44	04/00→03/03					
1.4	50	04/00→05/03					
1.4 16V	55	05/00→12/07					
1.4 16V	59	04/06→12/07					
1.4 16V	74	04/00→12/07					
1.4 TDI	51	10/05→12/07					
1.4 TDI	55	04/03→12/07					
1.4 TDI	59	10/05→12/07					
1.9 SDI	47	04/00→12/07					
 <b>Bremstrommel</b>							
1.2	40	07/01→12/07	➡	08/02→		24.0220-0037.1	480161 Ø 200,0 x 50,1 / 201,5
1.2	47	01/03→12/07	➡			24.0220-0037.1	480161 Ø 200,0 x 50,1 / 201,5
1.4	44	04/00→03/03					
1.4	50	04/00→05/03					
1.4 16V	55	05/00→12/07					
1.4 16V	59	04/06→12/07					
1.4 16V	74	04/00→12/07					
1.4 TDI	51	10/05→12/07					
1.4 TDI	55	04/03→12/07					
1.4 TDI	59	10/05→12/07					
1.9 SDI	47	04/00→12/07					
 <b>Bremsbackensatz</b>							
1.2	40	07/01→12/07	➡	08/02→		03.0137-0268.2	650268 VW Ø 200 x 40 + HEB
						03.0420-4219.3	684219 VW Ø 200 x 40 Ø 19,05 + RZ / + Zub Kit
						03.0520-4219.3	694219 VW Ø 200 x 40 Ø 19,05 + RZ / + Zub TopKit
1.2	47	01/03→12/07	➡			03.0137-0268.2	650268 VW Ø 200 x 40 + HEB
1.4	44	04/00→03/03				03.0420-4219.3	684219 VW Ø 200 x 40 Ø 19,05 + RZ / + Zub Kit
1.4	50	04/00→05/03					
1.4 16V	55	05/00→12/07					
1.4 16V	59	04/06→12/07				03.0520-4219.3	694219 VW Ø 200 x 40 Ø 19,05 + RZ / + Zub TopKit
1.4 16V	74	04/00→12/07					
1.4 TDI	51	10/05→12/07					
1.4 TDI	55	04/03→12/07					
1.4 TDI	59	10/05→12/07					
1.9 SDI	47	04/00→12/07					
 <b>Seilzug, Feststellbremse</b>							
1.2	40	07/01→12/07	➡	⚠; 08/02→; +PR 1JB,1KK,1KT; für Fahrzeuge mit Schlechtwegeausführung; Scheibenbremse	2	24.3727-0176.2	580176 L= 1.640
			➡			24.3727-0198.2	580198 L= 1.645
			➡	⚠; 08/02→; +PR 1JA,1JD,1KK,1KP / 1KQ; Scheibenbremse	2	24.3727-0197.2	580197 L= 1.645
			➡	⚠; 08/02→; +PR 1JA,1JC,1JD,1KM; für Fahrzeuge ohne Schlechtwegeausführung; Trommelbremse	2	24.3727-0199.2	580199 L= 1.580
			➡	⚠; 08/02→; +PR 1JB,1KM; für Fahrzeuge mit Schlechtwegeausführung; Trommelbremse	2	24.3727-2504.2	582504 L= 1.580
↓							











	kw				!#		
<b>SKODA - FABIA I Combi (6Y5) 04/00→12/07</b>							
 <b>Seilzug, Feststellbremse</b>							
1.2	47	01/03→12/07	➔	☒; +PR 1JB,1KK,1KT; für Fahrzeuge mit Schlechtwegeausführung; Scheibenbremse	2	24.3727-0176.2 580176	L= 1.640
1.4	44	04/00→03/03				24.3727-0198.2 580198	L= 1.645
1.4	50	04/00→05/03					
1.4 16V	55	05/00→12/07	➔	☒; +PR 1JA,1JD,1KK,1KP / 1KQ; Scheibenbremse	2	24.3727-0197.2 580197	L= 1.645
1.4 16V	59	04/06→12/07					
1.4 16V	74	04/00→12/07					
1.4 TDI	51	10/05→12/07	➔	☒; +PR 1JA,1JC,1JD,1KM; für Fahrzeuge ohne Schlechtwegeausführung; Trommelbremse	2	24.3727-0199.2 580199	L= 1.580
1.4 TDI	55	04/03→12/07					
1.4 TDI	59	10/05→12/07					
1.9 SDI	47	04/00→12/07	➔	☒; +PR 1JB,1KM; für Fahrzeuge mit Schlechtwegeausführung; Trommelbremse	2	24.3727-2504.2 582504	L= 1.580
1.9 TDI	74	04/00→12/07					
2.0	85	04/00→12/07					
<b>SKODA - FABIA I Praktik (6Y5) 07/01→12/07</b>							
 <b>Radbremszylinder</b>							
1.2	40	07/01→12/07	➔	08/02→		24.3219-0909.3 020188	Ø 19,05 ALU
1.2	47	01/03→12/07	➔			24.3219-0909.3 020188	Ø 19,05 ALU
1.4	50	07/01→05/03					
1.4 TDI	51	10/05→12/07					
1.9 SDI	47	07/01→12/07					
<b>Zubehörsatz, Bremsbacken</b>							
1.2	40	07/01→12/07	➔	08/02→		03.0137-9168.2 669168	VW
1.2	47	01/03→12/07	➔			03.0137-9168.2 669168	VW
1.4	50	07/01→05/03					
1.4 TDI	51	10/05→12/07					
1.9 SDI	47	07/01→12/07					
 <b>Bremsstrommel</b>							
1.2	40	07/01→12/07	➔	08/02→		24.0220-0037.1 480161	Ø 200,0 x 50,1 / 201,5
1.2	47	01/03→12/07	➔			24.0220-0037.1 480161	Ø 200,0 x 50,1 / 201,5
1.4	50	07/01→05/03					
1.4 TDI	51	10/05→12/07					
1.9 SDI	47	07/01→12/07					
 <b>Bremsbackensatz</b>							
1.2	40	07/01→12/07	➔	08/02→		03.0137-0268.2 650268 03.0420-4219.3 684219 03.0520-4219.3 694219	VW Ø 200 x 40 + HEB VW Ø 200 x 40 Ø 19,05 + RZ / + Zub Kit VW Ø 200 x 40 Ø 19,05 + RZ / + Zub TopKit
1.2	47	01/03→12/07	➔			03.0137-0268.2 650268	VW Ø 200 x 40 + HEB
1.4	50	07/01→05/03				03.0420-4219.3 684219	VW Ø 200 x 40 Ø 19,05 + RZ / + Zub Kit
1.4 TDI	51	10/05→12/07					
1.9 SDI	47	07/01→12/07				03.0520-4219.3 694219	VW Ø 200 x 40 Ø 19,05 + RZ / + Zub TopKit
 <b>Seilzug, Feststellbremse</b>							
1.2	40	07/01→12/07	➔	☒; 08/02→; +PR 1JB,1KK,1KT; für Fahrzeuge mit Schlechtwegeausführung; Scheibenbremse	2	24.3727-0176.2 580176 24.3727-0198.2 580198	L= 1.640 L= 1.645
			➔	☒; 08/02→; +PR 1JA,1JD,1KK,1KP / 1KQ; Scheibenbremse	2	24.3727-0197.2 580197	L= 1.645
			➔	☒; 08/02→; +PR 1JA,1JC,1JD,1KM; für Fahrzeuge ohne Schlechtwegeausführung; Trommelbremse	2	24.3727-0199.2 580199	L= 1.580
			➔	☒; 08/02→; +PR 1JB,1KM; für Fahrzeuge mit Schlechtwegeausführung; Trommelbremse	2	24.3727-2504.2 582504	L= 1.580
1.2	47	01/03→12/07	➔	☒; +PR 1JB,1KK,1KT; für Fahrzeuge mit Schlechtwegeausführung; Scheibenbremse	2	24.3727-0176.2 580176	L= 1.640
1.4	50	07/01→05/03				24.3727-0198.2 580198	L= 1.645
1.4 TDI	51	10/05→12/07					
1.9 SDI	47	07/01→12/07	➔	☒; +PR 1JA,1JD,1KK,1KP / 1KQ; Scheibenbremse	2	24.3727-0197.2 580197	L= 1.645
			➔	☒; +PR 1JA,1JC,1JD,1KM; für Fahrzeuge ohne Schlechtwegeausführung; Trommelbremse	2	24.3727-0199.2 580199	L= 1.580
			➔	☒; +PR 1JB,1KM; für Fahrzeuge mit Schlechtwegeausführung; Trommelbremse	2	24.3727-2504.2 582504	L= 1.580












	kw				!#		
<b>SKODA - FABIA I Stufenheck (6Y3) 10/99→12/07</b>							
<b> Radbremszylinder</b>							
1.2	40	07/01→12/07	➡	08/02→		<b>24.3219-0909.3 020188</b>	Ø 19,05 ALU
1.2	47	01/03→12/07	➡			<b>24.3219-0909.3 020188</b>	Ø 19,05 ALU
1.4	44	04/00→08/02					
1.4	50	07/01→05/03					
1.4 16V	55	10/99→12/07					
1.4 16V	59	04/06→12/07					
1.4 16V	74	12/99→12/07					
1.4 TDI	51	10/05→12/07					
1.4 TDI	55	04/03→12/07					
1.4 TDI	59	10/05→12/07					
1.9 SDI	47	11/99→12/07	➡	12/99→		<b>24.3219-0909.3 020188</b>	Ø 19,05 ALU
<b>Zubehörsatz, Bremsbacken</b>							
1.2	40	07/01→12/07	➡	08/02→		<b>03.0137-9168.2 669168</b>	VW
1.2	47	01/03→12/07	➡			<b>03.0137-9168.2 669168</b>	VW
1.4	44	04/00→08/02					
1.4	50	07/01→05/03					
1.4 16V	55	10/99→12/07					
1.4 16V	59	04/06→12/07					
1.4 16V	74	12/99→12/07					
1.4 TDI	51	10/05→12/07					
1.4 TDI	55	04/03→12/07					
1.4 TDI	59	10/05→12/07					
1.9 SDI	47	11/99→12/07	➡	12/99→		<b>03.0137-9168.2 669168</b>	VW
<b> Bremstrommel</b>							
1.2	40	07/01→12/07	➡	08/02→		<b>24.0220-0037.1 480161</b>	Ø 200,0 x 50,1 / 201,5
1.2	47	01/03→12/07	➡			<b>24.0220-0037.1 480161</b>	Ø 200,0 x 50,1 / 201,5
1.4	44	04/00→08/02					
1.4	50	07/01→05/03					
1.4 16V	55	10/99→12/07					
1.4 16V	59	04/06→12/07					
1.4 16V	74	12/99→12/07					
1.4 TDI	51	10/05→12/07					
1.4 TDI	55	04/03→12/07					
1.4 TDI	59	10/05→12/07					
1.9 SDI	47	11/99→12/07	➡	12/99→		<b>24.0220-0037.1 480161</b>	Ø 200,0 x 50,1 / 201,5
<b> Bremsbackensatz</b>							
1.2	40	07/01→12/07	➡	08/02→		<b>03.0137-0268.2 650268</b> <b>03.0420-4219.3 684219</b> <b>03.0520-4219.3 694219</b>	VW Ø 200 x 40 + HEB VW Ø 200 x 40 Ø 19,05 + RZ / + Zub Kit VW Ø 200 x 40 Ø 19,05 + RZ / + Zub TopKit
1.2	47	01/03→12/07	➡			<b>03.0137-0268.2 650268</b> <b>03.0420-4219.3 684219</b> <b>03.0520-4219.3 694219</b>	VW Ø 200 x 40 + HEB VW Ø 200 x 40 Ø 19,05 + RZ / + Zub Kit VW Ø 200 x 40 Ø 19,05 + RZ / + Zub TopKit
1.4	44	04/00→08/02					
1.4	50	07/01→05/03					
1.4 16V	55	10/99→12/07					
1.4 16V	59	04/06→12/07					
1.4 16V	74	12/99→12/07					
1.4 TDI	51	10/05→12/07					
1.4 TDI	55	04/03→12/07					
1.4 TDI	59	10/05→12/07					
1.9 SDI	47	11/99→12/07	➡	12/99→		<b>03.0137-0268.2 650268</b> <b>03.0420-4219.3 684219</b> <b>03.0520-4219.3 694219</b>	VW Ø 200 x 40 + HEB VW Ø 200 x 40 Ø 19,05 + RZ / + Zub Kit VW Ø 200 x 40 Ø 19,05 + RZ / + Zub TopKit
<b> Seilzug, Feststellbremse</b>							
1.2	40	07/01→12/07	➡	 ; 08/02→; +PR 1JB,1KK,1KT; für Fahrzeuge mit Schlechtwegeausführung; Scheibenbremse	2	<b>24.3727-0176.2 580176</b> <b>24.3727-0198.2 580198</b>	L= 1.640 L= 1.645
			➡	 ; 08/02→; +PR 1JA,1JD,1KK,1KP / 1KQ; Scheibenbremse	2	<b>24.3727-0197.2 580197</b>	L= 1.645
			➡	 ; 08/02→; +PR 1JA,1JC,1JD,1KM; für Fahrzeuge ohne Schlechtwegeausführung; Trommelbremse	2	<b>24.3727-0199.2 580199</b>	L= 1.580
			➡	 ; 08/02→; +PR 1JB,1KM; für Fahrzeuge mit Schlechtwegeausführung; Trommelbremse	2	<b>24.3727-2504.2 582504</b>	L= 1.580
↓							






	kw				!#		
<b>SKODA - FABIA I Stufenheck (6Y3) 10/99→12/07</b>							
 <b>Seilzug, Feststellbremse</b>							
1.2	47	01/03→12/07	➔	☒; +PR 1JB,1KK,1KT; für Fahrzeuge mit Schlechtwegeausführung; Scheibenbremse	2	24.3727-0176.2 580176	L= 1.640
1.4	44	04/00→08/02				24.3727-0198.2 580198	L= 1.645
1.4	50	07/01→05/03					
1.4 16V	55	10/99→12/07	➔	☒; +PR 1JA,1JD,1KK,1KP / 1KQ; Scheibenbremse	2	24.3727-0197.2 580197	L= 1.645
1.4 16V	59	04/06→12/07					
1.4 16V	74	12/99→12/07	➔	☒; +PR 1JA,1JC,1JD,1KM; für Fahrzeuge ohne Schlechtwegeausführung; Trommelbremse	2	24.3727-0199.2 580199	L= 1.580
1.4 TDI	51	10/05→12/07					
1.4 TDI	55	04/03→12/07					
1.4 TDI	59	10/05→12/07					
2.0	85	12/99→12/07	➔	☒; +PR 1JB,1KM; für Fahrzeuge mit Schlechtwegeausführung; Trommelbremse	2	24.3727-2504.2 582504	L= 1.580
1.9 SDI	47	11/99→12/07	➔	☒; 12/99→; +PR 1JB,1KK,1KT; für Fahrzeuge mit Schlechtwegeausführung; Scheibenbremse	2	24.3727-0176.2 580176	L= 1.640
						24.3727-0198.2 580198	L= 1.645
			➔	☒; 12/99→; +PR 1JA,1JD,1KK,1KP / 1KQ; Scheibenbremse	2	24.3727-0197.2 580197	L= 1.645
			➔	☒; 12/99→; +PR 1JA,1JC,1JD,1KM; für Fahrzeuge ohne Schlechtwegeausführung; Trommelbremse	2	24.3727-0199.2 580199	L= 1.580
			➔	☒; 12/99→; +PR 1JB,1KM; für Fahrzeuge mit Schlechtwegeausführung; Trommelbremse	2	24.3727-2504.2 582504	L= 1.580
1.9 TDI	74	01/00→12/07	➔	☒; 02/00→; +PR 1JB,1KK,1KT; für Fahrzeuge mit Schlechtwegeausführung; Scheibenbremse	2	24.3727-0176.2 580176	L= 1.640
						24.3727-0198.2 580198	L= 1.645
			➔	☒; 02/00→; +PR 1JA,1JD,1KK,1KP / 1KQ; Scheibenbremse	2	24.3727-0197.2 580197	L= 1.645
			➔	☒; 02/00→; +PR 1JA,1JC,1JD,1KM; für Fahrzeuge ohne Schlechtwegeausführung; Trommelbremse	2	24.3727-0199.2 580199	L= 1.580
			➔	☒; 02/00→; +PR 1JB,1KM; für Fahrzeuge mit Schlechtwegeausführung; Trommelbremse	2	24.3727-2504.2 582504	L= 1.580
<b>SKODA - FABIA II (542) 12/06→12/14</b>							
 <b>Radbremszylinder</b>							
1.2	44	12/06→12/14	➔	03/07→ 06/14		24.3219-0909.3 020188	Ø 19,05 ALU
1.2	51	01/07→12/14					
1.4	63	01/07→12/14					
1.2 12V	44	11/11→12/14	➔	→ 06/14		24.3219-0909.3 020188	Ø 19,05 ALU
1.2 TDI	55	05/10→12/14					
1.2 TSI	63	03/10→12/14					
1.2 TSI	77	03/10→12/14					
1.6	77	04/07→12/14					
1.6 TDI	55	04/10→12/14					
1.6 TDI	66	03/10→12/14					
1.6 TDI	77	03/10→12/14					
1.4 TDI	51	02/07→03/10	➔	03/07→		24.3219-0909.3 020188	Ø 19,05 ALU
1.4 TDI	59	01/07→03/10					
1.9 TDI	77	04/07→03/10	➔			24.3219-0909.3 020188	Ø 19,05 ALU
<b>Zubehörsatz, Bremsbacken</b>							
1.2	44	12/06→12/14	➔	03/07→ 06/14		03.0137-9168.2 669168	VW
1.2	51	01/07→12/14					
1.4	63	01/07→12/14					
1.2 12V	44	11/11→12/14	➔	→ 06/14		03.0137-9168.2 669168	VW
1.2 TDI	55	05/10→12/14					
1.2 TSI	63	03/10→12/14					
1.2 TSI	77	03/10→12/14					
1.6	77	04/07→12/14					
1.6 TDI	55	04/10→12/14					
1.6 TDI	66	03/10→12/14					
1.6 TDI	77	03/10→12/14					
1.4 TDI	51	02/07→03/10	➔	03/07→		03.0137-9168.2 669168	VW
1.4 TDI	59	01/07→03/10					
1.9 TDI	77	04/07→03/10	➔			03.0137-9168.2 669168	VW
 <b>Bremstrommel</b>							
1.2	44	12/06→12/14	➔	03/07→ 06/14		24.0220-0037.1 480161	Ø 200,0 x 50,1 / 201,5
1.2	51	01/07→12/14					
1.4	63	01/07→12/14					
1.2 12V	44	11/11→12/14	➔	→ 06/14		24.0220-0037.1 480161	Ø 200,0 x 50,1 / 201,5
1.2 TDI	55	05/10→12/14					
1.2 TSI	63	03/10→12/14					





























	kw				!#		
<b>SKODA - FABIA II (542) 12/06→12/14</b>							
<b>Bremstrommel</b>							
1.2 TSI 1.6	77 77	03/10→12/14 04/07→12/14	➔	→ 06/14		24.0220-0037.1 480161	Ø 200,0 x 50,1 / 201,5
1.6 TDI 1.6 TDI 1.6 TDI	55 66 77	04/10→12/14 03/10→12/14 03/10→12/14					
1.4 TDI 1.4 TDI	51 59	02/07→03/10 01/07→03/10	➔	03/07→		24.0220-0037.1 480161	Ø 200,0 x 50,1 / 201,5
1.9 TDI	77	04/07→03/10	➔			24.0220-0037.1 480161	Ø 200,0 x 50,1 / 201,5
<b>Bremsbackensatz</b>							
1.2 1.2 1.4	44 51 63	12/06→12/14 01/07→12/14 01/07→12/14	➔	03/07→ 06/14		03.0137-0268.2 650268 03.0520-8219.3 698219	VW Ø 200 x 40 + HEB VW Ø 200 x 40 Ø 19,05 + RZ / + Zub TopKit
1.2 12V 1.2 TDI 1.2 TSI 1.2 TSI 1.6 1.6 TDI 1.6 TDI 1.6 TDI	44 55 63 77 77 55 66 77	11/11→12/14 05/10→12/14 03/10→12/14 03/10→12/14 04/07→12/14 04/10→12/14 03/10→12/14 03/10→12/14	➔	→ 06/14		03.0137-0268.2 650268 03.0520-8219.3 698219	VW Ø 200 x 40 + HEB VW Ø 200 x 40 Ø 19,05 + RZ / + Zub TopKit
1.4 TDI 1.4 TDI	51 59	02/07→03/10 01/07→03/10	➔	03/07→		03.0137-0268.2 650268 03.0520-8219.3 698219	VW Ø 200 x 40 + HEB VW Ø 200 x 40 Ø 19,05 + RZ / + Zub TopKit
1.9 TDI	77	04/07→03/10	➔			03.0137-0268.2 650268 03.0520-8219.3 698219	VW Ø 200 x 40 + HEB VW Ø 200 x 40 Ø 19,05 + RZ / + Zub TopKit
<b>Seilzug, Feststellbremse</b>							
1.2 1.2 1.4	44 51 63	12/06→12/14 01/07→12/14 01/07→12/14	➔	⏴; 03/07→ 06/14; +PR 1JA,1JD,1JE,1KK / 1KP,1KQ,1KT; Scheibenbremse	2	24.3727-0197.2 580197	L= 1.645
			➔	⏴; 03/07→ 06/14; +PR 1JA,1JD,1JE,1KK / 1KP,1KQ,1KT; Trommelbremse	2	24.3727-0199.2 580199	L= 1.580
1.2 12V 1.2 TDI 1.2 TSI 1.2 TSI 1.4 TSI RS 1.6 1.6 TDI 1.6 TDI 1.6 TDI	44 55 63 77 132 77 55 66 77	11/11→12/14 05/10→12/14 03/10→12/14 03/10→12/14 05/10→12/14 04/07→12/14 04/10→12/14 03/10→12/14 03/10→12/14	➔	⏴; → 06/14; +PR 1JA,1JD,1JE,1KK / 1KP,1KQ,1KT; Scheibenbremse	2	24.3727-0197.2 580197	L= 1.645
			➔	⏴; → 06/14; +PR 1JA,1JD,1JE,1KK / 1KP,1KQ,1KT; Trommelbremse	2	24.3727-0199.2 580199	L= 1.580
1.4 TDI 1.4 TDI	51 59	02/07→03/10 01/07→03/10	➔	⏴; 03/07→; +PR 1JA,1JD,1JE,1KK / 1KP,1KQ,1KT; Scheibenbremse	2	24.3727-0197.2 580197	L= 1.645
			➔	⏴; 03/07→; +PR 1JA,1JD,1JE,1KK / 1KP,1KQ,1KT; Trommelbremse	2	24.3727-0199.2 580199	L= 1.580
1.9 TDI	77	04/07→03/10	➔	⏴; +PR 1JA,1JD,1JE,1KK / 1KP,1KQ,1KT; Scheibenbremse	2	24.3727-0197.2 580197	L= 1.645
			➔	⏴; +PR 1JA,1JD,1JE,1KK / 1KP,1KQ,1KT; Trommelbremse	2	24.3727-0199.2 580199	L= 1.580
<b>SKODA - FABIA II Combi (545) 10/07→12/14</b>							
<b>Radbremsszylinder</b>							
1.2 1.2 1.2 12V 1.2 TDI 1.2 TSI 1.2 TSI 1.4 1.6 1.6 TDI 1.6 TDI 1.6 TDI	44 51 44 55 63 77 63 77 77 55 66 77	10/07→11/14 10/07→12/14 11/11→12/14 05/10→12/14 03/10→12/14 03/10→12/14 10/07→12/14 10/07→12/14 04/10→12/14 03/10→12/14 03/10→12/14	➔	→ 06/14		24.3219-0909.3 020188	Ø 19,05 ALU
1.4 TDI 1.4 TDI 1.9 TDI	51 59 77	10/07→03/10 10/07→03/10 10/07→03/10	➔			24.3219-0909.3 020188	Ø 19,05 ALU

	kw				!#		
<b>SKODA - FABIA II Combi (545) 10/07→12/14</b>							
<b>Zubehörsatz, Bremsbacken</b>							
1.2	44	10/07→11/14	➔	→ 06/14		03.0137-9168.2 669168	VW
1.2	51	10/07→12/14					
1.2 12V	44	11/11→12/14					
1.2 TDI	55	05/10→12/14					
1.2 TSI	63	03/10→12/14					
1.2 TSI	77	03/10→12/14					
1.4	63	10/07→12/14					
1.6	77	10/07→12/14					
1.6 TDI	55	04/10→12/14					
1.6 TDI	66	03/10→12/14					
1.6 TDI	77	03/10→12/14					
1.4 TDI	51	10/07→03/10	➔			03.0137-9168.2 669168	VW
1.4 TDI	59	10/07→03/10					
1.9 TDI	77	10/07→03/10					
<b> Bremstrommel</b>							
1.2	44	10/07→11/14	➔	→ 06/14		24.0220-0037.1 480161	Ø 200,0 x 50,1 / 201,5
1.2	51	10/07→12/14					
1.2 12V	44	11/11→12/14					
1.2 TDI	55	05/10→12/14					
1.2 TSI	63	03/10→12/14					
1.2 TSI	77	03/10→12/14					
1.4	63	10/07→12/14					
1.6	77	10/07→12/14					
1.6 TDI	55	04/10→12/14					
1.6 TDI	66	03/10→12/14					
1.6 TDI	77	03/10→12/14					
1.4 TDI	51	10/07→03/10	➔			24.0220-0037.1 480161	Ø 200,0 x 50,1 / 201,5
1.4 TDI	59	10/07→03/10					
1.9 TDI	77	10/07→03/10					
<b> Bremsbackensatz</b>							
1.2	44	10/07→11/14	➔	→ 06/14		03.0137-0268.2 650268	VW Ø 200 x 40 + HEB
1.2	51	10/07→12/14				03.0520-8219.3 698219	VW Ø 200 x 40 Ø 19,05 + RZ / + Zub TopKit
1.2 12V	44	11/11→12/14					
1.2 TDI	55	05/10→12/14					
1.2 TSI	63	03/10→12/14					
1.2 TSI	77	03/10→12/14					
1.4	63	10/07→12/14					
1.6	77	10/07→12/14					
1.6 TDI	55	04/10→12/14					
1.6 TDI	66	03/10→12/14					
1.6 TDI	77	03/10→12/14					
1.4 TDI	51	10/07→03/10	➔			03.0137-0268.2 650268	VW Ø 200 x 40 + HEB
1.4 TDI	59	10/07→03/10				03.0520-8219.3 698219	VW Ø 200 x 40 Ø 19,05 + RZ / + Zub TopKit
1.9 TDI	77	10/07→03/10					
<b> Seilzug, Feststellbremse</b>							
1.2	44	10/07→11/14	➔	⬇; → 06/14; +PR 1JA,1JD,1JE,1KK / 1KP,1KQ,1KT; Scheibenbremse	2	24.3727-0197.2 580197	L= 1.645
1.2	51	10/07→12/14					
1.2 12V	44	11/11→12/14					
1.2 TDI	55	05/10→12/14	➔	⬇; → 06/14; +PR 1JA,1JD,1JE,1KK / 1KP,1KQ,1KT; Trommelbremse	2	24.3727-0199.2 580199	L= 1.580
1.2 TSI	63	03/10→12/14					
1.2 TSI	77	03/10→12/14					
1.4	63	10/07→12/14					
1.4 TSI RS	132	05/10→12/14					
1.6	77	10/07→12/14					
1.6 TDI	55	04/10→12/14					
1.6 TDI	66	03/10→12/14					
1.6 TDI	77	03/10→12/14					
1.4 TDI	51	10/07→03/10	➔	⬇; → 06/14; +PR 1JA,1JD,1JE,1KK / 1KP,1KQ,1KT; Scheibenbremse	2	24.3727-0197.2 580197	L= 1.645
1.4 TDI	59	10/07→03/10					
1.9 TDI	77	10/07→03/10	➔	⬇; → 06/14; +PR 1JA,1JD,1JE,1KK / 1KP,1KQ,1KT; Trommelbremse	2	24.3727-0199.2 580199	L= 1.580
<b>SKODA - FABIA III (NJ3) 08/14→</b>							
<b> Radbremszylinder</b>							
1.0	44	08/14→	➔			24.3219-0909.3 020188	Ø 19,05 ALU
1.0	55	08/14→					
1.0 LPG	44	08/14→					
1.0 LPG	55	08/14→					
1.0 TSI	70	05/17→					
1.0 TSI	81	05/17→					
1.2 TSI	66	08/14→					
1.2 TSI	81	08/14→					
1.4 TDI	55	05/15→					
1.4 TDI	66	08/14→					
↓							
















	kw				!#		
<b>SKODA - FABIA III (NJ3) 08/14→</b>							
 <b>Radbremszylinder</b>							
1.4 TDI	77	08/14→	→			24.3219-0909.3 020188	Ø 19,05 ALU
1.4 TSI R5	92	02/18→					
1.6	81	01/15→					
<b>Zubehörsatz, Bremsbacken</b>							
1.0	44	08/14→	→			03.0137-9168.2 669168	VW
1.0	55	08/14→					
1.0 LPG	44	08/14→					
1.0 LPG	55	08/14→					
1.0 TSI	70	05/17→					
1.0 TSI	81	05/17→					
1.2 TSI	66	08/14→					
1.2 TSI	81	08/14→					
1.4 TDI	55	05/15→					
1.4 TDI	66	08/14→					
1.4 TDI	77	08/14→					
1.4 TSI R5	92	02/18→					
1.6	81	01/15→					
 <b>Bremstrommel</b>							
1.0	44	08/14→	→			24.0220-0037.1 480161	Ø 200,0 x 50,1 / 201,5
1.0	55	08/14→					
1.0 LPG	44	08/14→					
1.0 LPG	55	08/14→					
1.0 TSI	70	05/17→					
1.0 TSI	81	05/17→					
1.2 TSI	66	08/14→					
1.2 TSI	81	08/14→					
1.4 TDI	55	05/15→					
1.4 TDI	66	08/14→					
1.4 TDI	77	08/14→					
1.4 TSI R5	92	02/18→					
1.6	81	01/15→					
 <b>Bremsbackensatz</b>							
1.0	44	08/14→	→			03.0137-0268.2 650268	VW Ø 200 x 40 + HEB
1.0	55	08/14→				03.0520-8219.3 698219	VW Ø 200 x 40 Ø 19,05 + RZ / + Zub TopKit
1.0 LPG	44	08/14→					
1.0 LPG	55	08/14→					
1.0 TSI	70	05/17→					
1.0 TSI	81	05/17→					
1.2 TSI	66	08/14→					
1.2 TSI	81	08/14→					
1.4 TDI	55	05/15→					
1.4 TDI	66	08/14→					
1.4 TDI	77	08/14→					
1.4 TSI R5	92	02/18→					
1.6	81	01/15→					
 <b>Seilzug, Feststellbremse</b>							
1.0	44	08/14→	→	↓; +PR 1KM; Trommelbremse	2	24.3727-3402.2 583402	L= 1.588
1.0	55	08/14→					
1.0 LPG	44	08/14→					
1.0 LPG	55	08/14→					
1.0 TSI	70	05/17→					
1.0 TSI	81	05/17→					
1.2 TSI	66	08/14→					
1.2 TSI	81	08/14→					
1.4 TDI	55	05/15→					
1.4 TDI	66	08/14→					
1.4 TDI	77	08/14→					
1.4 TSI R5	92	02/18→					
1.6	81	01/15→					
<b>SKODA - FABIA III Kombi (NJ5) 10/14→</b>							
 <b>Radbremszylinder</b>							
1.0	44	10/14→	→			24.3219-0909.3 020188	Ø 19,05 ALU
1.0	55	10/14→					
1.0 LPG	55	10/14→					
1.0 TSI	70	05/17→					
1.0 TSI	81	05/17→					
1.2 TSI	66	10/14→					
1.2 TSI	81	10/14→					
1.4 TDI	55	05/15→					
1.4 TDI	66	10/14→					
1.4 TDI	77	10/14→					
1.6	81	01/15→					
↓							













	kw			#		
<b>SKODA - FABIA III Kombi (NJ5) 10/14→</b>						
<b>Zubehörsatz, Bremsbacken</b>						
1.0	44	10/14→	➔		03.0137-9168.2 669168	VW
1.0	55	10/14→				
1.0 LPG	55	10/14→				
1.0 TSI	70	05/17→				
1.0 TSI	81	05/17→				
1.2 TSI	66	10/14→				
1.2 TSI	81	10/14→				
1.4 TDI	55	05/15→				
1.4 TDI	66	10/14→				
1.4 TDI	77	10/14→				
1.6	81	01/15→				
<b>Bremstrommel</b>						
1.0	44	10/14→	➔		24.0220-0037.1 480161	Ø 200,0 x 50,1 / 201,5
1.0	55	10/14→				
1.0 LPG	55	10/14→				
1.0 TSI	70	05/17→				
1.0 TSI	81	05/17→				
1.2 TSI	66	10/14→				
1.2 TSI	81	10/14→				
1.4 TDI	55	05/15→				
1.4 TDI	66	10/14→				
1.4 TDI	77	10/14→				
1.6	81	01/15→				
<b>Bremsbackensatz</b>						
1.0	44	10/14→	➔		03.0137-0268.2 650268	VW Ø 200 x 40 + HEB
1.0	55	10/14→			03.0520-8219.3 698219	VW Ø 200 x 40 Ø 19,05 + RZ / + Zub TopKit
1.0 LPG	55	10/14→				
1.0 TSI	70	05/17→				
1.0 TSI	81	05/17→				
1.2 TSI	66	10/14→				
1.2 TSI	81	10/14→				
1.4 TDI	55	05/15→				
1.4 TDI	66	10/14→				
1.4 TDI	77	10/14→				
1.6	81	01/15→				
<b>Seilzug, Feststellbremse</b>						
1.0	44	10/14→	➔	⬇; +PR 1KM; Trommelbremse	2 24.3727-3402.2 583402	L= 1.588
1.0	55	10/14→				
1.0 LPG	55	10/14→				
1.0 TSI	70	05/17→				
1.0 TSI	81	05/17→				
1.2 TSI	66	10/14→				
1.2 TSI	81	10/14→				
1.4 TDI	55	05/15→				
1.4 TDI	66	10/14→				
1.4 TDI	77	10/14→				
1.6	81	01/15→				
<b>SKODA - FAVORIT Pick-up (787) 06/92→06/97</b>						
<b>Radbremszylinder</b>						
1.3	40	12/92→06/97	➔	→ 12/95	24.3222-1712.3 020424	Ø 22,2 GG
1.3	42	12/92→06/97				
1.3	50	12/92→06/97				
<b>Zubehörsatz, Bremsbacken</b>						
1.3	40	12/92→06/97		→ 12/95	03.0137-9168.2 669168	VW
1.3	42	12/92→06/97				
1.3	50	12/92→06/97				
<b>Bremstrommel</b>						
1.3	40	12/92→06/97	➔	→ 12/95	24.0220-0018.1 480019	Ø 200,0 x 50 / 201 - RLG / - ABS Ring
1.3	42	12/92→06/97			24.0220-0718.2 480209	Ø 200,0 x 50 / 201 + RLG / - ABS Ring
1.3	50	12/92→06/97				
<b>Bremsbackensatz</b>						
1.3	40	12/92→06/97	➔	→ 12/95	03.0137-0268.2 650268	VW Ø 200 x 40 + HEB
1.3	42	12/92→06/97			03.0520-7022.3 697022	VW Ø 200 x 40 Ø 22,2 + RZ / + Zub TopKit
1.3	50	12/92→06/97				
<b>SKODA - FELICIA I (6U1) 10/94→03/98</b>						
<b>Radbremszylinder</b>						
1.3	40	10/94→03/98	➔	→ 02/98	24.3219-1721.3 020422	Ø 19,05 GG
1.3	43	10/94→03/98				
↓						







	kw				!#		
<b>SKODA - FELICIA I (6U1) 10/94→03/98</b>							
 <b>Radbremszylinder</b>							
1.3 1.6 LX	50 55	10/94→03/98 08/95→03/98	➔	→ 02/98		24.3219-1721.3 020422	Ø 19,05 GG
<b>Zubehörsatz, Bremsbacken</b>							
1.3 1.3 1.3 1.6 LX 1.9 D	40 43 50 55 47	10/94→03/98 10/94→03/98 10/94→03/98 08/95→03/98 10/95→03/98	➔	→ 02/98    10/96→ 02/98		03.0137-9168.2 669168	VW
 <b>Bremstrommel</b>							
1.3 1.3 1.3 1.6 LX 1.9 D	40 43 50 55 47	10/94→03/98 10/94→03/98 10/94→03/98 08/95→03/98 10/95→03/98	➔	→ 02/98    10/96→ 02/98		24.0220-0018.1 480019 24.0220-0718.2 480209 24.0220-0018.1 480019 24.0220-0718.2 480209	Ø 200,0 x 50 / 201 - RLG / - ABS Ring Ø 200,0 x 50 / 201 + RLG / - ABS Ring Ø 200,0 x 50 / 201 - RLG / - ABS Ring Ø 200,0 x 50 / 201 + RLG / - ABS Ring
 <b>Bremsbackensatz</b>							
1.3 1.3 1.3 1.6 LX 1.9 D	40 43 50 55 47	10/94→03/98 10/94→03/98 10/94→03/98 08/95→03/98 10/95→03/98	➔	→ 02/98    10/96→ 02/98		03.0137-0268.2 650268 03.0520-5319.3 695319 03.0137-0268.2 650268	VW Ø 200 x 40 + HEB Ø 200 x 40 Ø 19,05 + RZ / + Zub TopKit VW Ø 200 x 40 + HEB
 <b>Seilzug, Feststellbremse</b>							
1.3 1.3 1.3 1.6 LX 1.9 D	40 43 50 55 47	10/94→03/98 10/94→03/98 10/94→03/98 08/95→03/98 10/95→03/98	➔	⬇; → 02/98; Trommelbremse    ⬇; 10/96→ 02/98; Trommelbremse	2    2	24.3727-2500.2 582500    24.3727-2500.2 582500	L= 1.752    L= 1.752
<b>SKODA - FELICIA I Kombi (6U5) 07/95→03/98</b>							
 <b>Radbremszylinder</b>							
1.3 1.3 LX 1.3 LXI 1.6 GLX 1.9 D	43 40 50 55 47	08/95→03/98 08/95→03/98 08/95→03/98 08/95→03/98 10/95→03/98	➔	→ 02/98    10/96→ 02/98		24.3222-1712.3 020424    24.3222-1712.3 020424	Ø 22,2 GG    Ø 22,2 GG
<b>Zubehörsatz, Bremsbacken</b>							
1.3 1.3 LX 1.3 LXI 1.6 GLX 1.9 D	43 40 50 55 47	08/95→03/98 08/95→03/98 08/95→03/98 08/95→03/98 10/95→03/98	➔	→ 02/98    10/96→ 02/98		03.0137-9168.2 669168    03.0137-9168.2 669168	VW    VW
 <b>Bremstrommel</b>							
1.3 1.3 LX 1.3 LXI 1.6 GLX 1.9 D	43 40 50 55 47	08/95→03/98 08/95→03/98 08/95→03/98 08/95→03/98 10/95→03/98	➔	→ 02/98    10/96→ 02/98		24.0220-0018.1 480019 24.0220-0718.2 480209 24.0220-0018.1 480019 24.0220-0718.2 480209	Ø 200,0 x 50 / 201 - RLG / - ABS Ring Ø 200,0 x 50 / 201 + RLG / - ABS Ring Ø 200,0 x 50 / 201 - RLG / - ABS Ring Ø 200,0 x 50 / 201 + RLG / - ABS Ring
 <b>Bremsbackensatz</b>							
1.3 1.3 LX 1.3 LXI 1.6 GLX 1.9 D	43 40 50 55 47	08/95→03/98 08/95→03/98 08/95→03/98 08/95→03/98 10/95→03/98	➔	→ 02/98    10/96→ 02/98		03.0137-0268.2 650268 03.0520-7022.3 697022 03.0137-0268.2 650268 03.0520-7022.3 697022	VW Ø 200 x 40 + HEB VW Ø 200 x 40 Ø 22,2 + RZ / + Zub TopKit VW Ø 200 x 40 + HEB VW Ø 200 x 40 Ø 22,2 + RZ / + Zub TopKit
 <b>Seilzug, Feststellbremse</b>							
1.3 1.3 LX 1.3 LXI ↓	43 40 50	08/95→03/98 08/95→03/98 08/95→03/98	➔	⬇; → 02/98; Trommelbremse	2	24.3727-2500.2 582500	L= 1.752












	kw					!#		
<b>SKODA - FELICIA I Kombi (6U5) 07/95→03/98</b>								
 <b>Seilzug, Feststellbremse</b>								
1.6 GLX	55	08/95→03/98	➡	⏴; → 02/98; Trommelbremse	2	24.3727-2500.2	582500	L= 1.752
1.9 D	47	10/95→03/98	➡	⏴; 10/96→ 02/98; Trommelbremse	2	24.3727-2500.2	582500	L= 1.752
<b>SKODA - FELICIA I Pick-up (6UF, 6U7) 10/95→04/02</b>								
 <b>Radbremszylinder</b>								
1.3	40	06/97→04/02	➡	+ ABS; → 12/00		24.3219-1721.3	020422	Ø 19,05 GG
1.9 D	47	06/97→04/02	➡	- ABS; → 12/00		24.3222-1712.3	020424	Ø 22,2 GG
1.3	43	10/95→04/02	➡	+ ABS; 06/96→ 12/00		24.3219-1721.3	020422	Ø 19,05 GG
			➡	- ABS; 06/97→ 12/00		24.3222-1712.3	020424	Ø 22,2 GG
1.3	50	06/97→04/02	➡	→ 12/00		24.3219-1721.3	020422	Ø 19,05 GG
			➡			24.3222-1712.3	020424	Ø 22,2 GG
1.6	55	06/97→04/02	➡	+ ABS; → 12/99		24.3219-1721.3	020422	Ø 19,05 GG
			➡	→ 12/99; - ABS		24.3222-1712.3	020424	Ø 22,2 GG
<b>Zubehörsatz, Bremsbacken</b>								
1.3	40	06/97→04/02	➡	→ 12/00		03.0137-9168.2	669168	VW
1.3	50	06/97→04/02	➡					
1.9 D	47	06/97→04/02	➡					
1.3	43	10/95→04/02	➡	06/97→ 12/00		03.0137-9168.2	669168	VW
1.6	55	06/97→04/02	➡	→ 12/99		03.0137-9168.2	669168	VW
 <b>Bremstrommel</b>								
1.3	40	06/97→04/02	➡	→ 12/00		24.0220-0018.1	480019	Ø 200,0 x 50 / 201
1.3	50	06/97→04/02	➡					- RLG / - ABS Ring
1.9 D	47	06/97→04/02	➡			24.0220-0718.2	480209	Ø 200,0 x 50 / 201
1.3	43	10/95→04/02	➡	06/97→ 12/00		24.0220-0018.1	480019	Ø 200,0 x 50 / 201
			➡			24.0220-0718.2	480209	Ø 200,0 x 50 / 201
1.6	55	06/97→04/02	➡	→ 12/99		24.0220-0018.1	480019	Ø 200,0 x 50 / 201
			➡			24.0220-0718.2	480209	Ø 200,0 x 50 / 201
 <b>Bremsbackensatz</b>								
1.3	40	06/97→04/02	➡	→ 12/00		03.0137-0268.2	650268	VW Ø 200 x 40 + HEB
1.9 D	47	06/97→04/02	➡	+ ABS; → 12/00		03.0520-5319.3	695319	Ø 200 x 40 Ø 19,05 + RZ / + Zub TopKit
			➡	- ABS; → 12/00		03.0520-7022.3	697022	VW Ø 200 x 40 Ø 22,2 + RZ / + Zub TopKit
			➡					
1.3	43	10/95→04/02	➡	06/97→ 12/00		03.0137-0268.2	650268	VW Ø 200 x 40 + HEB
			➡	+ ABS; 06/97→ 12/00		03.0520-5319.3	695319	Ø 200 x 40 Ø 19,05 + RZ / + Zub TopKit
			➡	- ABS; 06/97→ 12/00		03.0520-7022.3	697022	VW Ø 200 x 40 Ø 22,2 + RZ / + Zub TopKit
1.3	50	06/97→04/02	➡	→ 12/00		03.0137-0268.2	650268	VW Ø 200 x 40 + HEB
			➡			03.0520-5319.3	695319	Ø 200 x 40 Ø 19,05 + RZ / + Zub TopKit
			➡			03.0520-7022.3	697022	VW Ø 200 x 40 Ø 22,2 + RZ / + Zub TopKit
1.6	55	06/97→04/02	➡	→ 12/99		03.0137-0268.2	650268	VW Ø 200 x 40 + HEB
			➡	+ ABS; → 12/99		03.0520-5319.3	695319	Ø 200 x 40 Ø 19,05 + RZ / + Zub TopKit
			➡	- ABS; → 12/99		03.0520-7022.3	697022	VW Ø 200 x 40 Ø 22,2 + RZ / + Zub TopKit
 <b>Seilzug, Feststellbremse</b>								
1.3	40	06/97→04/02	➡	⏴; → 12/00; Trommelbremse	2	24.3727-2508.2	582508	L= 1.782
1.3	50	06/97→04/02	➡					
1.9 D	47	06/97→04/02	➡					
1.3	43	10/95→04/02	➡	⏴; 06/97→ 12/00; Trommelbremse	2	24.3727-2508.2	582508	L= 1.782
1.6	55	06/97→04/02	➡	⏴; → 12/99; Trommelbremse	2	24.3727-2508.2	582508	L= 1.782























	kw				!#		
<b>SKODA - FELICIA II (6U1) 01/98→06/01</b>							
 <b>Radbremszylinder</b>							
1.3	40	01/98→06/01	➔	03/98→; + ABS		24.3219-1721.3 020422	Ø 19,05 GG
1.3	43	01/98→06/01	➔	03/98→; - ABS		24.3222-1712.3 020424	Ø 22,2 GG
1.3	50	01/98→06/01					
1.6	55	01/98→06/01					
1.9 D	47	01/98→06/01					
<b>Zubehörsatz, Bremsbacken</b>							
1.3	40	01/98→06/01		03/98→		03.0137-9168.2 669168	VW
1.3	43	01/98→06/01					
1.3	50	01/98→06/01					
1.6	55	01/98→06/01					
1.9 D	47	01/98→06/01					
 <b>Bremstrommel</b>							
1.3	40	01/98→06/01	➔	03/98→		24.0220-0018.1 480019	Ø 200,0 x 50 / 201 - RLG / - ABS Ring
1.3	43	01/98→06/01					
1.3	50	01/98→06/01				24.0220-0718.2 480209	Ø 200,0 x 50 / 201 + RLG / - ABS Ring
1.6	55	01/98→06/01					
1.9 D	47	01/98→06/01					
 <b>Bremsbackensatz</b>							
1.3	40	01/98→06/01	➔	03/98→		03.0137-0268.2 650268	VW Ø 200 x 40 + HEB
1.3	43	01/98→06/01	➔	03/98→; + ABS		03.0520-5319.3 695319	Ø 200 x 40 Ø 19,05 + RZ / + Zub TopKit
1.3	50	01/98→06/01					
1.6	55	01/98→06/01					
1.9 D	47	01/98→06/01	➔	03/98→; - ABS		03.0520-7022.3 697022	VW Ø 200 x 40 Ø 22,2 + RZ / + Zub TopKit
 <b>Seilzug, Feststellbremse</b>							
1.3	40	01/98→06/01	➔	⬇; 03/98→; Trommelbremse	2	24.3727-2500.2 582500	L= 1.752
1.3	43	01/98→06/01					
1.3	50	01/98→06/01					
1.6	55	01/98→06/01					
1.9 D	47	01/98→06/01					
<b>SKODA - FELICIA II Kombi (6U5) 01/98→06/01</b>							
 <b>Radbremszylinder</b>							
1.3	50	01/98→06/01	➔	03/98→; + ABS		24.3219-1721.3 020422	Ø 19,05 GG
1.6	55	01/98→06/01	➔	03/98→; - ABS		24.3222-1712.3 020424	Ø 22,2 GG
1.9 D	47	01/98→06/01					
<b>Zubehörsatz, Bremsbacken</b>							
1.3	50	01/98→06/01		03/98→		03.0137-9168.2 669168	VW
1.6	55	01/98→06/01					
1.9 D	47	01/98→06/01					
 <b>Bremstrommel</b>							
1.3	50	01/98→06/01	➔	03/98→		24.0220-0018.1 480019	Ø 200,0 x 50 / 201 - RLG / - ABS Ring
1.6	55	01/98→06/01					
1.9 D	47	01/98→06/01				24.0220-0718.2 480209	Ø 200,0 x 50 / 201 + RLG / - ABS Ring
 <b>Bremsbackensatz</b>							
1.3	50	01/98→06/01	➔	03/98→		03.0137-0268.2 650268	VW Ø 200 x 40 + HEB
1.6	55	01/98→06/01	➔	03/98→; + ABS		03.0520-5319.3 695319	Ø 200 x 40 Ø 19,05 + RZ / + Zub TopKit
1.9 D	47	01/98→06/01					
			➔	03/98→; - ABS		03.0520-7022.3 697022	VW Ø 200 x 40 Ø 22,2 + RZ / + Zub TopKit
 <b>Seilzug, Feststellbremse</b>							
1.3	50	01/98→06/01	➔	⬇; 03/98→; Trommelbremse	2	24.3727-2500.2 582500	L= 1.752
1.6	55	01/98→06/01					
1.9 D	47	01/98→06/01					
<b>SKODA - FELICIA Cube Van (6U5) 03/97→12/01</b>							
 <b>Radbremszylinder</b>							
1.3	50	03/97→06/98	➔	+ ABS		24.3219-1721.3 020422	Ø 19,05 GG
1.6	55	06/98→12/01	➔	- ABS		24.3222-1712.3 020424	Ø 22,2 GG
1.9 D	47	03/97→12/01	➔	03/98→; + ABS		24.3219-1721.3 020422	Ø 19,05 GG
↓			➔	03/98→; - ABS		24.3222-1712.3 020424	Ø 22,2 GG

	kw				!#		
<b>SKODA - FELICIA Cube Van (6U5) 03/97→12/01</b>							
<b>Zubehörsatz, Bremsbacken</b>							
1.3	50	03/97→06/98				03.0137-9168.2 669168	VW
1.6	55	06/98→12/01					
1.9 D	47	03/97→12/01		03/98→		03.0137-9168.2 669168	VW
<b> Bremstrommel</b>							
1.3	50	03/97→06/98	➔			24.0220-0018.1 480019	Ø 200,0 x 50 / 201 - RLG / - ABS Ring
1.6	55	06/98→12/01				24.0220-0718.2 480209	Ø 200,0 x 50 / 201 + RLG / - ABS Ring
1.9 D	47	03/97→12/01	➔	03/98→		24.0220-0018.1 480019	Ø 200,0 x 50 / 201 - RLG / - ABS Ring
						24.0220-0718.2 480209	Ø 200,0 x 50 / 201 + RLG / - ABS Ring
<b> Bremsbackensatz</b>							
1.3	50	03/97→06/98	➔			03.0137-0268.2 650268	VW Ø 200 x 40 + HEB
1.6	55	06/98→12/01	➔	+ ABS		03.0520-5319.3 695319	Ø 200 x 40 Ø 19,05 + RZ / + Zub TopKit
			➔	- ABS		03.0520-7022.3 697022	VW Ø 200 x 40 Ø 22,2 + RZ / + Zub TopKit
1.9 D	47	03/97→12/01	➔	03/98→		03.0137-0268.2 650268	VW Ø 200 x 40 + HEB
			➔	03/98→; + ABS		03.0520-5319.3 695319	Ø 200 x 40 Ø 19,05 + RZ / + Zub TopKit
			➔	03/98→; - ABS		03.0520-7022.3 697022	VW Ø 200 x 40 Ø 22,2 + RZ / + Zub TopKit
<b> Seilzug, Feststellbremse</b>							
1.3	50	03/97→06/98	➔	⬇; Trommelbremse	2	24.3727-2500.2 582500	L= 1.752
1.6	55	06/98→12/01					
1.9 D	47	03/97→12/01	➔	⬇; 03/98→; Trommelbremse	2	24.3727-2500.2 582500	L= 1.752
<b>SKODA - OCTAVIA I (1U2) 09/96→12/10</b>							
<b> Radbremszylinder</b>							
1.4	44	04/99→03/01	➔	+PR 1KN		24.3219-0909.3 020188	Ø 19,05 ALU
1.6	74	02/97→12/07					
1.9 SDI	50	06/97→12/03	➔	+PR 1KG		24.3220-0909.3 020210	Ø 20,64 ALU
1.4 16V	55	09/00→12/10	➔	→ 06/10; +PR 1KN		24.3219-0909.3 020188	Ø 19,05 ALU
1.6	75	11/00→12/10	➔	→ 06/10; +PR 1KG		24.3220-0909.3 020210	Ø 20,64 ALU
1.6	55	09/96→09/04	➔	10/96→; +PR 1KN		24.3219-0909.3 020188	Ø 19,05 ALU
1.9 TDI	66	09/96→03/10	➔	10/96→; +PR 1KG		24.3220-0909.3 020210	Ø 20,64 ALU
<b>Zubehörsatz, Bremsbacken</b>							
1.4	44	04/99→03/01	➔	+PR 1KN,1KG		03.0137-9149.2 669149	
1.6	74	02/97→12/07					
1.9 SDI	50	06/97→12/03					
1.4 16V	55	09/00→12/10	➔	→ 06/10; +PR 1KN,1KG		03.0137-9149.2 669149	
1.6	75	11/00→12/10					
1.6	55	09/96→09/04	➔	10/96→; +PR 1KN,1KG		03.0137-9149.2 669149	
1.9 TDI	66	09/96→03/10					
<b> Bremstrommel</b>							
1.4	44	04/99→03/01	➔	+PR 1KN,1KG		24.0223-0016.1 480111	Ø 230,0 x 39 / 231,5
1.6	74	02/97→12/07					
1.9 SDI	50	06/97→12/03					
1.4 16V	55	09/00→12/10	➔	→ 06/10; +PR 1KN,1KG		24.0223-0016.1 480111	Ø 230,0 x 39 / 231,5
1.6	75	11/00→12/10					
1.6	55	09/96→09/04	➔	10/96→; +PR 1KN,1KG		24.0223-0016.1 480111	Ø 230,0 x 39 / 231,5
1.9 TDI	66	09/96→03/10					
<b> Bremsbackensatz</b>							
1.4	44	04/99→03/01	➔	+PR 1KN,1KG		03.0137-0357.2 650357	Ø 230 x 32 + HEB
1.6	74	02/97→12/07					
1.9 SDI	50	06/97→12/03	➔	+PR 1KN		03.0520-5419.3 695419	Ø 230 x 32 Ø 19,05 + RZ / + Zub TopKit
			➔	+PR 1KG		03.0520-6920.3 696920	Ø 230 x 32 Ø 20,64 + RZ / + Zub TopKit
1.4 16V	55	09/00→12/10	➔	→ 06/10; +PR 1KN,1KG		03.0137-0357.2 650357	Ø 230 x 32 + HEB
1.6	75	11/00→12/10	➔	→ 06/10; +PR 1KN		03.0520-5419.3 695419	Ø 230 x 32 Ø 19,05 + RZ / + Zub TopKit
↓							











	kw				!#		
<b>SKODA - OCTAVIA I (1U2) 09/96→12/10</b>							
<b>Bremsbackensatz</b>							
1.4 16V 1.6	55 75	09/00→12/10 11/00→12/10	➔	→ 06/10; +PR 1KG		<b>03.0520-6920.3 696920</b>	Ø 230 x 32 Ø 20,64 + RZ / + Zub TopKit
1.6 1.9 TDI	55 66	09/96→09/04 09/96→03/10	➔	10/96→; +PR 1KN,1KG		<b>03.0137-0357.2 650357</b>	Ø 230 x 32 + HEB
			➔	10/96→; +PR 1KN		<b>03.0520-5419.3 695419</b>	Ø 230 x 32 Ø 19,05 + RZ / + Zub TopKit
			➔	10/96→; +PR 1KG		<b>03.0520-6920.3 696920</b>	Ø 230 x 32 Ø 20,64 + RZ / + Zub TopKit
<b>Seilzug, Feststellbremse</b>							
1.4	44	04/99→03/01	➔	☒; → 1U-Y-294000; für Fahrzeuge ohne Schlechtwegeausführung; Trommelbremse	2	<b>24.3727-2503.2 582503</b>	L= 1.620
			➔	☒; → 1U-Y-294000; für Fahrzeuge mit Schlechtwegeausführung	2	<b>24.3727-2505.2 582505</b>	L= 1.620
			➔	☒; 1U-Y-294001→; Trommelbremse	2	<b>24.3727-2509.2 582509</b>	L= 1.620
			➔	☒; 1U-Y-294001→; Scheibenbremse	2	<b>24.3727-2511.2 582511</b>	L= 1.620
1.4 16V	55	09/00→12/10	➔	☒; → 1U-Y-294000; für Fahrzeuge ohne Schlechtwegeausführung; Trommelbremse	2	<b>24.3727-2503.2 582503</b>	L= 1.620
			➔	☒; → 1U-Y-294000; für Fahrzeuge mit Schlechtwegeausführung	2	<b>24.3727-2505.2 582505</b>	L= 1.620
			➔	☒; 1U-Y-294001→; → 06/10; Trommelbremse	2	<b>24.3727-2509.2 582509</b>	L= 1.620
			➔	☒; 1U-Y-294001→; → 06/10; Scheibenbremse	2	<b>24.3727-2511.2 582511</b>	L= 1.620
1.6 1.9 TDI	55 66	09/96→09/04 09/96→03/10	➔	☒; 10/96→; → 1U-Y-294000; Scheibenbremse	2	<b>24.3727-0149.2 580149</b>	L= 1.688
			➔	☒; 1U-Y-294001→; → 07/00; Scheibenbremse	2	<b>24.3727-0173.2 580173</b>	L= 1.693
			➔	☒; 10/96→; → 1U-Y-294000; für Fahrzeuge ohne Schlechtwegeausführung; Trommelbremse	2	<b>24.3727-2503.2 582503</b>	L= 1.620
			➔	☒; 10/96→; → 1U-Y-294000; für Fahrzeuge mit Schlechtwegeausführung	2	<b>24.3727-2505.2 582505</b>	L= 1.620
			➔	☒; 1U-Y-294001→; Trommelbremse	2	<b>24.3727-2509.2 582509</b>	L= 1.620
			➔	☒; 1U-Y-294001→; Scheibenbremse	2	<b>24.3727-2511.2 582511</b>	L= 1.620
1.6 1.9 SDI	74 50	02/97→12/07 06/97→12/03	➔	☒; → 1U-Y-294000; Scheibenbremse	2	<b>24.3727-0149.2 580149</b>	L= 1.688
			➔	☒; 1U-Y-294001→; → 07/00; Scheibenbremse	2	<b>24.3727-0173.2 580173</b>	L= 1.693
			➔	☒; → 1U-Y-294000; für Fahrzeuge ohne Schlechtwegeausführung; Trommelbremse	2	<b>24.3727-2503.2 582503</b>	L= 1.620
			➔	☒; → 1U-Y-294000; für Fahrzeuge mit Schlechtwegeausführung	2	<b>24.3727-2505.2 582505</b>	L= 1.620
			➔	☒; 1U-Y-294001→; Trommelbremse	2	<b>24.3727-2509.2 582509</b>	L= 1.620
			➔	☒; 1U-Y-294001→; Scheibenbremse	2	<b>24.3727-2511.2 582511</b>	L= 1.620
1.6	75	11/00→12/10	➔	☒; → 1U-Y-294000; Scheibenbremse	2	<b>24.3727-0149.2 580149</b>	L= 1.688
			➔	☒; → 1U-Y-294000; für Fahrzeuge ohne Schlechtwegeausführung; Trommelbremse	2	<b>24.3727-2503.2 582503</b>	L= 1.620
			➔	☒; → 1U-Y-294000; für Fahrzeuge mit Schlechtwegeausführung	2	<b>24.3727-2505.2 582505</b>	L= 1.620
			➔	☒; 1U-Y-294001→; → 06/10; Trommelbremse	2	<b>24.3727-2509.2 582509</b>	L= 1.620
			➔	☒; 1U-Y-294001→; → 06/10; Scheibenbremse	2	<b>24.3727-2511.2 582511</b>	L= 1.620
1.8	92	09/96→07/00	➔	☒; 10/96→; → 1U-Y-294000; Scheibenbremse	2	<b>24.3727-0149.2 580149</b>	L= 1.688
			➔	☒; 1U-Y-294001→; Scheibenbremse	2	<b>24.3727-0173.2 580173</b>	L= 1.693
1.8 T	110	08/97→12/10	➔	☒; 03/98→; → 1U-Y-294000; Scheibenbremse	2	<b>24.3727-0149.2 580149</b>	L= 1.688
			➔	☒; 1U-Y-294001→; → 07/00; Scheibenbremse	2	<b>24.3727-0173.2 580173</b>	L= 1.693
1.8 T 4x4	110	05/01→05/06	➔	☒; Scheibenbremse	2	<b>24.3727-0175.2 580175</b>	L= 1.723
↓							












	kw				!#		
<b>SKODA - OCTAVIA I (1U2) 09/96→12/10</b>							
 <b>Seilzug, Feststellbremse</b>							
1.9 TDI 2.0	81 85	08/97→01/06 04/99→05/07	➡	☒; → 1U-Y-294000; Scheibenbremse	2	24.3727-0149.2 580149	L= 1.688
			➡	☒; 1U-Y-294001→; → 07/00; Scheibenbremse	2	24.3727-0173.2 580173	L= 1.693
<b>SKODA - OCTAVIA I Combi (1U5) 07/98→12/10</b>							
 <b>Radbremszylinder</b>							
1.4 16V 1.6	55 75	08/00→12/10 09/00→12/10	➡	→ 06/10; +PR 1KN		24.3219-0909.3 020188	Ø 19,05 ALU
			➡	→ 06/10; +PR 1KG		24.3220-0909.3 020210	Ø 20,64 ALU
1.6 1.6 1.9 SDI 1.9 TDI	55 74 50 66	07/98→09/04 07/98→12/07 07/98→12/03 07/98→03/10	➡	+PR 1KN		24.3219-0909.3 020188	Ø 19,05 ALU
			➡	+PR 1KG		24.3220-0909.3 020210	Ø 20,64 ALU
<b>Zubehörsatz, Bremsbacken</b>							
1.4 16V 1.6	55 75	08/00→12/10 09/00→12/10	➡	→ 06/10; +PR 1KN,1KG		03.0137-9149.2 669149	
1.6 1.6 1.9 SDI 1.9 TDI	55 74 50 66	07/98→09/04 07/98→12/07 07/98→12/03 07/98→03/10	➡	+PR 1KN,1KG		03.0137-9149.2 669149	
 <b>Bremstrommel</b>							
1.4 16V 1.6	55 75	08/00→12/10 09/00→12/10	➡	→ 06/10; +PR 1KN,1KG		24.0223-0016.1 480111	Ø 230,0 x 39 / 231,5
1.6 1.6 1.9 SDI 1.9 TDI	55 74 50 66	07/98→09/04 07/98→12/07 07/98→12/03 07/98→03/10	➡	+PR 1KN,1KG		24.0223-0016.1 480111	Ø 230,0 x 39 / 231,5
 <b>Bremsbackensatz</b>							
1.4 16V 1.6	55 75	08/00→12/10 09/00→12/10	➡	→ 06/10; +PR 1KN,1KG		03.0137-0357.2 650357	Ø 230 x 32 + HEB
			➡	→ 06/10; +PR 1KN		03.0520-5419.3 695419	Ø 230 x 32 Ø 19,05 + RZ / + Zub TopKit
			➡	→ 06/10; +PR 1KG		03.0520-6920.3 696920	Ø 230 x 32 Ø 20,64 + RZ / + Zub TopKit
1.6 1.6 1.9 SDI 1.9 TDI	55 74 50 66	07/98→09/04 07/98→12/07 07/98→12/03 07/98→03/10	➡	+PR 1KN,1KG		03.0137-0357.2 650357	Ø 230 x 32 + HEB
			➡	+PR 1KN		03.0520-5419.3 695419	Ø 230 x 32 Ø 19,05 + RZ / + Zub TopKit
			➡	+PR 1KG		03.0520-6920.3 696920	Ø 230 x 32 Ø 20,64 + RZ / + Zub TopKit
 <b>Seilzug, Feststellbremse</b>							
1.4 16V	55	08/00→12/10	➡	☒; → 1U-Y-294000; für Fahrzeuge ohne Schlechtwegeausführung; Trommelbremse	2	24.3727-2503.2 582503	L= 1.620
			➡	☒; → 1U-Y-294000; für Fahrzeuge mit Schlechtwegeausführung	2	24.3727-2505.2 582505	L= 1.620
			➡	☒; 1U-Y-294001→; → 06/10; Trommelbremse	2	24.3727-2509.2 582509	L= 1.620
			➡	☒; 1U-Y-294001→; → 06/10; Scheibenbremse	2	24.3727-2511.2 582511	L= 1.620
1.6 1.6 1.9 SDI 1.9 TDI	55 74 50 66	07/98→09/04 07/98→12/07 07/98→12/03 07/98→03/10	➡	☒; → 1U-Y-294000; Scheibenbremse	2	24.3727-0149.2 580149	L= 1.688
			➡	☒; 1U-Y-294001→; → 07/00; Scheibenbremse	2	24.3727-0173.2 580173	L= 1.693
			➡	☒; → 1U-Y-294000; für Fahrzeuge ohne Schlechtwegeausführung; Trommelbremse	2	24.3727-2503.2 582503	L= 1.620
			➡	☒; → 1U-Y-294000; für Fahrzeuge mit Schlechtwegeausführung	2	24.3727-2505.2 582505	L= 1.620
			➡	☒; 1U-Y-294001→; Trommelbremse	2	24.3727-2509.2 582509	L= 1.620
			➡	☒; 1U-Y-294001→; Scheibenbremse	2	24.3727-2511.2 582511	L= 1.620
1.6	75	09/00→12/10	➡	☒; → 1U-Y-294000; Scheibenbremse	2	24.3727-0149.2 580149	L= 1.688
			➡	☒; → 1U-Y-294000; für Fahrzeuge ohne Schlechtwegeausführung; Trommelbremse	2	24.3727-2503.2 582503	L= 1.620
			➡	☒; → 1U-Y-294000; für Fahrzeuge mit Schlechtwegeausführung	2	24.3727-2505.2 582505	L= 1.620












	kW				!#		
<b>SKODA - OCTAVIA I Combi (1U5) 07/98→12/10</b>							
 <b>Seilzug, Feststellbremse</b>							
1.6	75	09/00→12/10	➡	⚠; 1U-Y-294001→; → 06/10; Trommelbremse	2	24.3727-2509.2 582509	L= 1.620
			➡	⚠; 1U-Y-294001→; → 06/10; Scheibenbremse	2	24.3727-2511.2 582511	L= 1.620
1.8 20V	92	07/98→07/00	➡	⚠; → 1U-Y-294000; Scheibenbremse	2	24.3727-0149.2 580149	L= 1.688
			➡	⚠; 1U-Y-294001→; Scheibenbremse	2	24.3727-0173.2 580173	L= 1.693
1.8 T	110	07/98→12/10	➡	⚠; → 1U-Y-294000; Scheibenbremse	2	24.3727-0149.2 580149	L= 1.688
1.9 TDI	81	07/98→01/06	➡	⚠; 1U-Y-294001→; → 07/00; Scheibenbremse	2	24.3727-0173.2 580173	L= 1.693
2.0	85	04/99→05/07	➡	⚠; 1U-Y-294001→; → 07/00; Scheibenbremse	2	24.3727-0173.2 580173	L= 1.693
1.8 T 4x4	110	05/01→05/06	➡	⚠; Scheibenbremse	2	24.3727-0175.2 580175	L= 1.723
1.9 TDI 4x4	66	11/99→02/06	➡				
1.9 TDI 4x4	74	09/00→01/06	➡				
2.0 4x4	85	08/00→09/04	➡	⚠; 05/01→; Scheibenbremse	2	24.3727-0175.2 580175	L= 1.723
2.0 4x4	88	01/00→12/10	➡	⚠; → 06/10; Scheibenbremse	2	24.3727-0175.2 580175	L= 1.723
<b>SKODA - OCTAVIA II (1Z3) 02/04→06/13</b>							
 <b>Seilzug, Feststellbremse</b>							
1.2 TSI	77	02/10→06/13	➡	⚠; → 01/13; Scheibenbremse	2	24.3727-0195.2 580195	L= 1.447
1.4 TSI	90	11/08→06/13	➡				
1.6 TDI	77	06/09→04/13	➡				
1.8 TSI	112	03/09→06/13	➡				
1.8 TSI	118	06/07→04/13	➡				
2.0 TDI	81	03/10→06/13	➡				
2.0 TDI RS	125	04/06→02/13	➡				
1.4	55	05/04→05/06	➡	⚠; 12/05→; Scheibenbremse	2	24.3727-0195.2 580195	L= 1.447
1.6 FSI	85	02/04→10/08	➡	⚠; 06/04→ 11/05; Scheibenbremse	2	24.3727-2708.2 582708	L= 1.447
2.0 TDI	100	02/04→05/10	➡	⚠; 06/04→ 11/05; Scheibenbremse	2	24.3727-2708.2 582708	L= 1.447
1.4	59	06/04→04/13	➡	⚠; 12/05→ 01/13; Scheibenbremse	2	24.3727-0195.2 580195	L= 1.447
1.6	75	06/04→06/13	➡				
2.0 RS	147	10/05→02/13	➡	⚠; → 11/05; Scheibenbremse	2	24.3727-2708.2 582708	L= 1.447
1.6 LPG	75	08/09→11/12	➡	⚠; 09/09→; Scheibenbremse	2	24.3727-0195.2 580195	L= 1.447
1.6 MultiFuel	75	01/08→06/13	➡	⚠; 09/09→ 01/13; Scheibenbremse	2	24.3727-0195.2 580195	L= 1.447
1.9 TDI	77	06/04→12/10	➡	⚠; 12/05→; Scheibenbremse	2	24.3727-0195.2 580195	L= 1.447
2.0 FSI	110	11/04→10/08	➡				
2.0 TDI	103	11/05→05/10	➡	⚠; → 11/05; Scheibenbremse	2	24.3727-2708.2 582708	L= 1.447
2.0 TDI 16V	103	02/04→04/13	➡	⚠; 12/05→ 01/13; Scheibenbremse	2	24.3727-0195.2 580195	L= 1.447
			➡	⚠; 06/04→ 11/05; Scheibenbremse	2	24.3727-2708.2 582708	L= 1.447
<b>SKODA - OCTAVIA II Combi (1Z5) 02/04→06/13</b>							
 <b>Seilzug, Feststellbremse</b>							
1.2 TSI	77	02/10→04/13	➡	⚠; → 01/13; Scheibenbremse	2	24.3727-0195.2 580195	L= 1.447
1.4	59	05/06→06/13	➡				
1.4 TSI	90	11/08→06/13	➡				
1.6 TDI	77	06/09→04/13	➡				
1.6 TDI 4x4	77	06/09→02/13	➡				
1.8 TSI	112	03/09→06/13	➡				
1.8 TSI	118	06/07→04/13	➡				
1.8 TSI 4x4	112	03/09→02/13	➡				
1.8 TSI 4x4	118	11/08→02/13	➡				
2.0 TDI	81	03/10→06/13	➡				
2.0 TDI 16V 4x4	103	05/10→02/13	➡				
2.0 TDI 4x4	81	05/11→02/13	➡				
2.0 TDI RS	125	04/06→02/13	➡				
1.4	55	05/04→05/06	➡	⚠; 12/05→; Scheibenbremse	2	24.3727-0195.2 580195	L= 1.447
1.6 FSI	85	02/04→10/08	➡	⚠; 06/04→ 11/05; Scheibenbremse	2	24.3727-2708.2 582708	L= 1.447
2.0 TDI 16V	100	02/04→05/10	➡	⚠; 06/04→ 11/05; Scheibenbremse	2	24.3727-2708.2 582708	L= 1.447
1.6	75	09/04→06/13	➡	⚠; 12/05→ 01/13; Scheibenbremse	2	24.3727-0195.2 580195	L= 1.447
2.0 RS	147	10/05→02/13	➡	⚠; → 11/05; Scheibenbremse	2	24.3727-2708.2 582708	L= 1.447
			➡	⚠; → 11/05; Scheibenbremse	2	24.3727-2708.2 582708	L= 1.447
1.6 LPG	75	08/09→11/12	➡	⚠; 09/09→; Scheibenbremse	2	24.3727-0195.2 580195	L= 1.447
1.6 MultiFuel	75	01/08→06/13	➡	⚠; 09/09→ 01/13; Scheibenbremse	2	24.3727-0195.2 580195	L= 1.447
1.9 TDI	77	09/04→12/10	➡	⚠; 12/05→; Scheibenbremse	2	24.3727-0195.2 580195	L= 1.447
1.9 TDI 4x4	77	11/04→12/10	➡				
2.0 FSI	110	11/04→10/08	➡	⚠; → 11/05; Scheibenbremse	2	24.3727-2708.2 582708	L= 1.447
2.0 FSI 4x4	110	11/04→10/08	➡				
2.0 TDI	103	11/05→05/10	➡				
2.0 TDI 16V	103	02/04→05/13	➡	⚠; 12/05→ 01/13; Scheibenbremse	2	24.3727-0195.2 580195	L= 1.447
			➡	⚠; 06/04→ 11/05; Scheibenbremse	2	24.3727-2708.2 582708	L= 1.447
2.0 TDI 4x4	103	07/06→05/10	➡	⚠; Scheibenbremse	2	24.3727-0195.2 580195	L= 1.447












	kW					#		
<b>SKODA - RAPID (NH3) 07/12→</b>								
 <b>Radbremszylinder</b>								
1.0 TSI	70	06/17→	➔	+PR 1KL			24.3219-1762.3 020550	Ø 19,05 ALU
1.0 TSI	81	06/17→						
1.2 TSI	66	05/15→						
1.2 TSI	81	05/15→						
1.4 TDI	66	05/15→						
1.4 TSI	92	05/15→						
1.6	81	05/15→						
1.6 TDI	66	08/13→						
1.6 TDI	85	05/15→						
1.2	55	07/12→	➔	10/12→; +PR 1KL			24.3219-1762.3 020550	Ø 19,05 ALU
1.2 TSI	63	07/12→						
1.2 TSI	77	07/12→						
1.4 TSI	90	07/12→						
1.6 TDI	77	07/12→						
1.6	77	07/12→	➔	07/13→; +PR 1KL			24.3219-1762.3 020550	Ø 19,05 ALU
<b>Zubehörsatz, Bremsbacken</b>								
1.0 TSI	70	06/17→	➔	+PR 1KL			03.0137-9309.2 669309	AP
1.0 TSI	81	06/17→						
1.2 TSI	66	05/15→						
1.2 TSI	81	05/15→						
1.4 TDI	66	05/15→						
1.4 TSI	92	05/15→						
1.6	81	05/15→						
1.6 TDI	66	08/13→						
1.6 TDI	85	05/15→						
1.2	55	07/12→	➔	10/12→; +PR 1KL			03.0137-9309.2 669309	AP
1.2 TSI	63	07/12→						
1.2 TSI	77	07/12→						
1.4 TSI	90	07/12→						
1.6 TDI	77	07/12→						
1.6	77	07/12→	➔	07/13→; +PR 1KL			03.0137-9309.2 669309	AP
 <b>Bremsbackensatz</b>								
1.0 TSI	70	06/17→	➔	+PR 1KL			03.0137-0521.2 650521	AP Ø 228 x 33 - HEB
1.0 TSI	81	06/17→						
1.2 TSI	66	05/15→						
1.2 TSI	81	05/15→						
1.4 TDI	66	05/15→						
1.4 TSI	92	05/15→						
1.6	81	05/15→						
1.6 TDI	66	08/13→						
1.6 TDI	85	05/15→						
1.2	55	07/12→	➔	10/12→; +PR 1KL			03.0137-0521.2 650521	AP Ø 228 x 33 - HEB
1.2 TSI	63	07/12→						
1.2 TSI	77	07/12→						
1.4 TSI	90	07/12→						
1.6 TDI	77	07/12→						
1.6	77	07/12→	➔	07/13→; +PR 1KL			03.0137-0521.2 650521	AP Ø 228 x 33 - HEB
 <b>Seilzug, Feststellbremse</b>								
1.0 TSI	70	06/17→	➔	⬇; +PR 1KT; Trommelbremse	2	24.3727-2710.2 582710		L= 1.780
1.0 TSI	81	06/17→						
1.2 TSI	66	05/15→	➔	⬇; +PR 1KL; Scheibenbremse	2	24.3727-2711.2 582711		L= 1.707
1.2 TSI	81	05/15→						
1.4 TDI	66	05/15→						
1.6	81	05/15→						
1.6 TDI	66	08/13→						
1.6 TDI	85	05/15→						
1.2	55	07/12→	➔	⬇; 10/12→; +PR 1KT; Trommelbremse	2	24.3727-2710.2 582710		L= 1.780
1.2 TSI	63	07/12→						
1.2 TSI	77	07/12→	➔	⬇; 10/12→; +PR 1KL; Scheibenbremse	2	24.3727-2711.2 582711		L= 1.707
1.4 TSI	90	07/12→						
1.6 TDI	77	07/12→						
1.4 TSI	92	05/15→	➔	⬇; +PR 1KT; Trommelbremse	2	24.3727-2710.2 582710		L= 1.780
1.6	77	07/12→	➔	⬇; 07/13→; +PR 1KT; Trommelbremse	2	24.3727-2710.2 582710		L= 1.780
			➔	⬇; 07/13→; +PR 1KL; Scheibenbremse	2	24.3727-2711.2 582711		L= 1.707
<b>SKODA - RAPID Spaceback (NH1) 07/12→</b>								
 <b>Radbremszylinder</b>								
1.0 TSI	70	06/17→	➔	+PR 1KL			24.3219-1762.3 020550	Ø 19,05 ALU
1.0 TSI	81	06/17→						
1.2 TSI	66	05/15→						
1.2 TSI	81	05/15→						
1.4 TDI	66	05/15→						
1.4 TSI	92	05/15→						
1.6 TDI	66	08/13→						
↓								































	kw				!#		
<b>SKODA - RAPID Spaceback (NH1) 07/12→</b>							
 <b>Radbremsszylinder</b>							
1.6 TDI	85	05/15→	➔	+PR 1KL		24.3219-1762.3 020550	Ø 19,05 ALU
1.2	55	07/12→	➔	10/12→; +PR 1KL		24.3219-1762.3 020550	Ø 19,05 ALU
1.2 TSI	63	07/12→					
1.2 TSI	77	07/12→					
1.4 TSI	90	07/12→					
1.6 TDI	77	07/12→					
1.6	77	07/12→	➔	07/13→; +PR 1KL		24.3219-1762.3 020550	Ø 19,05 ALU
<b>Zubehörsatz, Bremsbacken</b>							
1.0 TSI	70	06/17→	➔	+PR 1KL		03.0137-9309.2 669309	AP
1.0 TSI	81	06/17→					
1.2 TSI	66	05/15→					
1.2 TSI	81	05/15→					
1.4 TDI	66	05/15→					
1.4 TSI	92	05/15→					
1.6 TDI	66	08/13→					
1.6 TDI	85	05/15→					
1.2	55	07/12→	➔	10/12→; +PR 1KL		03.0137-9309.2 669309	AP
1.2 TSI	63	07/12→					
1.2 TSI	77	07/12→					
1.4 TSI	90	07/12→					
1.6 TDI	77	07/12→					
1.6	77	07/12→	➔	07/13→; +PR 1KL		03.0137-9309.2 669309	AP
 <b>Bremsbackensatz</b>							
1.0 TSI	70	06/17→	➔	+PR 1KL		03.0137-0521.2 650521	AP Ø 228 x 33 - HEB
1.0 TSI	81	06/17→					
1.2 TSI	66	05/15→					
1.2 TSI	81	05/15→					
1.4 TDI	66	05/15→					
1.4 TSI	92	05/15→					
1.6 TDI	66	08/13→					
1.6 TDI	85	05/15→					
1.2	55	07/12→	➔	10/12→; +PR 1KL		03.0137-0521.2 650521	AP Ø 228 x 33 - HEB
1.2 TSI	63	07/12→					
1.2 TSI	77	07/12→					
1.4 TSI	90	07/12→					
1.6 TDI	77	07/12→					
1.6	77	07/12→	➔	07/13→; +PR 1KL		03.0137-0521.2 650521	AP Ø 228 x 33 - HEB
 <b>Seilzug, Feststellbremse</b>							
1.0 TSI	70	06/17→	➔	⬇; +PR 1KT; Trommelbremse	2	24.3727-2710.2 582710	L= 1.780
1.0 TSI	81	06/17→	➔	⬇; +PR 1KL; Scheibenbremse	2	24.3727-2711.2 582711	L= 1.707
1.2 TSI	66	05/15→					
1.2 TSI	81	05/15→					
1.4 TDI	66	05/15→					
1.6 TDI	66	08/13→					
1.6 TDI	85	05/15→					
1.2	55	07/12→	➔	⬇; 10/12→; +PR 1KT; Trommelbremse	2	24.3727-2710.2 582710	L= 1.780
1.2 TSI	63	07/12→	➔	⬇; 10/12→; +PR 1KL; Scheibenbremse	2	24.3727-2711.2 582711	L= 1.707
1.2 TSI	77	07/12→					
1.4 TSI	90	07/12→					
1.6 TDI	77	07/12→					
1.4 TSI	92	05/15→	➔	⬇; +PR 1KT; Trommelbremse	2	24.3727-2710.2 582710	L= 1.780
1.6	77	07/12→	➔	⬇; 07/13→; +PR 1KT; Trommelbremse	2	24.3727-2710.2 582710	L= 1.780
			➔	⬇; 07/13→; +PR 1KL; Scheibenbremse	2	24.3727-2711.2 582711	L= 1.707
<b>SKODA - ROOMSTER (5J) 03/06→05/15</b>							
 <b>Radbremsszylinder</b>							
1.2	47	05/06→01/07	➔	07/06→; +PR 1KC		24.3219-0909.3 020188	Ø 19,05 ALU
1.2	51	01/07→05/15	➔	→ 04/15; +PR 1KC		24.3219-0909.3 020188	Ø 19,05 ALU
1.4	63	09/06→05/15	➔				
1.6	77	09/06→05/15	➔	03/10→ 04/15; +PR 1KL		24.3219-1762.3 020550	Ø 19,05 ALU
1.2 TDI	55	03/10→05/15	➔	→ 04/15; +PR 1KC		24.3219-0909.3 020188	Ø 19,05 ALU
1.2 TSI	63	03/10→05/15	➔				
1.2 TSI	77	03/10→05/15	➔	→ 04/15; +PR 1KL		24.3219-1762.3 020550	Ø 19,05 ALU
1.6 TDI	66	03/10→05/15					
1.6 TDI	77	03/10→05/15					
1.4 TDI	51	07/06→03/10	➔	+PR 1KC		24.3219-0909.3 020188	Ø 19,05 ALU
1.4 TDI	59	09/06→03/10	➔				
1.9 TDI	77	09/06→03/10	➔	03/10→; +PR 1KL		24.3219-1762.3 020550	Ø 19,05 ALU
<b>Zubehörsatz, Bremsbacken</b>							
1.2	47	05/06→01/07	➔	07/06→; +PR 1KC		03.0137-9149.2 669149	
↓							

	kw					!#		
<b>SKODA - ROOMSTER (5J) 03/06→05/15</b>								
<b>Zubehörsatz, Bremsbacken</b>								
1.2	51	01/07→05/15	➡	→ 04/15; +PR 1KC			03.0137-9149.2	669149
1.4	63	09/06→05/15	➡	03/10→ 04/15; +PR 1KL			03.0137-9309.2	669309
1.6	77	09/06→05/15			AP			
1.2 TDI	55	03/10→05/15	➡	→ 04/15; +PR 1KC			03.0137-9149.2	669149
1.2 TSI	63	03/10→05/15	➡	→ 04/15; +PR 1KL			03.0137-9309.2	669309
1.2 TSI	77	03/10→05/15			AP			
1.6 TDI	66	03/10→05/15						
1.6 TDI	77	03/10→05/15						
1.4 TDI	51	07/06→03/10	➡	+PR 1KC			03.0137-9149.2	669149
1.4 TDI	59	09/06→03/10	➡	03/10→; +PR 1KL			03.0137-9309.2	669309
1.9 TDI	77	09/06→03/10			AP			
<b> Bremstrommel</b>								
1.2	47	05/06→01/07	➡	+PR 1KC			24.0223-0016.1	480111
1.4 TDI	51	07/06→03/10	➡					Ø 230,0 x 39 / 231,5
1.4 TDI	59	09/06→03/10						
1.9 TDI	77	09/06→03/10						
1.2	51	01/07→05/15	➡	→ 04/15; +PR 1KC			24.0223-0016.1	480111
1.2 TDI	55	03/10→05/15	➡					Ø 230,0 x 39 / 231,5
1.2 TSI	63	03/10→05/15						
1.2 TSI	77	03/10→05/15						
1.4	63	09/06→05/15						
1.6	77	09/06→05/15						
1.6 TDI	66	03/10→05/15						
1.6 TDI	77	03/10→05/15						
<b> Bremsbackensatz</b>								
1.2	47	05/06→01/07	➡	07/06→; +PR 1KC			03.0137-0357.2	650357
							03.0520-5419.3	695419
								Ø 230 x 32 + HEB
								Ø 230 x 32 Ø 19,05 + RZ / + Zub TopKit
1.2	51	01/07→05/15	➡	→ 04/15; +PR 1KC			03.0137-0357.2	650357
1.4	63	09/06→05/15	➡				03.0520-5419.3	695419
1.6	77	09/06→05/15			Ø 230 x 32 Ø 19,05 + RZ / + Zub TopKit			
			➡	03/10→ 04/15; +PR 1KL			03.0137-0521.2	650521
								AP Ø 228 x 33 - HEB
1.2 TDI	55	03/10→05/15	➡	→ 04/15; +PR 1KC			03.0137-0357.2	650357
1.2 TSI	63	03/10→05/15	➡				03.0520-5419.3	695419
1.2 TSI	77	03/10→05/15						
1.6 TDI	66	03/10→05/15						
1.6 TDI	77	03/10→05/15	➡	→ 04/15; +PR 1KL			03.0137-0521.2	650521
								AP Ø 228 x 33 - HEB
1.4 TDI	51	07/06→03/10	➡	+PR 1KC			03.0137-0357.2	650357
1.4 TDI	59	09/06→03/10	➡				03.0520-5419.3	695419
1.9 TDI	77	09/06→03/10						
			➡	03/10→; +PR 1KL			03.0137-0521.2	650521
								AP Ø 228 x 33 - HEB
<b>SKODA - ROOMSTER Praktik (5J) 03/07→05/15</b>								
<b> Radbremszylinder</b>								
1.2	51	03/07→05/15	➡	→ 04/15; +PR 1KC			24.3219-0909.3	020188
1.4	63	03/07→05/15	➡	03/10→ 04/15; +PR 1KL			24.3219-1762.3	020550
								Ø 19,05 ALU
1.2 TDI	55	03/10→05/15	➡	→ 04/15; +PR 1KC			24.3219-0909.3	020188
1.2 TSI	63	03/10→05/15	➡	→ 04/15; +PR 1KL			24.3219-1762.3	020550
1.6 TDI	66	03/10→05/15			Ø 19,05 ALU			
1.4 TDI	51	03/07→03/10	➡	+PR 1KC			24.3219-0909.3	020188
1.4 TDI	59	03/07→03/10	➡	03/10→; +PR 1KL			24.3219-1762.3	020550
								Ø 19,05 ALU
<b>Zubehörsatz, Bremsbacken</b>								
1.2	51	03/07→05/15	➡	→ 04/15; +PR 1KC			03.0137-9149.2	669149
1.4	63	03/07→05/15	➡	03/10→ 04/15; +PR 1KL			03.0137-9309.2	669309
								AP
1.2 TDI	55	03/10→05/15	➡	→ 04/15; +PR 1KC			03.0137-9149.2	669149
1.2 TSI	63	03/10→05/15	➡	→ 04/15; +PR 1KL			03.0137-9309.2	669309
1.6 TDI	66	03/10→05/15			AP			
1.4 TDI	51	03/07→03/10	➡	+PR 1KC			03.0137-9149.2	669149
1.4 TDI	59	03/07→03/10	➡	03/10→; +PR 1KL			03.0137-9309.2	669309
								AP
<b> Bremstrommel</b>								
1.2	51	03/07→05/15	➡	→ 04/15; +PR 1KC			24.0223-0016.1	480111
1.2 TDI	55	03/10→05/15	➡					Ø 230,0 x 39 / 231,5
1.2 TSI	63	03/10→05/15						
1.4	63	03/07→05/15						
1.6 TDI	66	03/10→05/15						
1.4 TDI	51	03/07→03/10	➡	+PR 1KC			24.0223-0016.1	480111
1.4 TDI	59	03/07→03/10						Ø 230,0 x 39 / 231,5
↓								







	kw				!#		
<b>SKODA - ROOMSTER Praktik (5J) 03/07→05/15</b>							
 <b>Bremsbackensatz</b>							
1.2 1.4	51 63	03/07→05/15 03/07→05/15	➔	→ 04/15; +PR 1KC		03.0137-0357.2 650357 03.0520-5419.3 695419	Ø 230 x 32 + HEB Ø 230 x 32 Ø 19,05 + RZ / + Zub TopKit
			➔	03/10→ 04/15; +PR 1KL		03.0137-0521.2 650521	AP Ø 228 x 33 - HEB
1.2 TDI 1.2 TSI 1.6 TDI	55 63 66	03/10→05/15 03/10→05/15 03/10→05/15	➔	→ 04/15; +PR 1KC		03.0137-0357.2 650357 03.0520-5419.3 695419	Ø 230 x 32 + HEB Ø 230 x 32 Ø 19,05 + RZ / + Zub TopKit
			➔	→ 04/15; +PR 1KL		03.0137-0521.2 650521	AP Ø 228 x 33 - HEB
1.4 TDI 1.4 TDI	51 59	03/07→03/10 03/07→03/10	➔	+PR 1KC		03.0137-0357.2 650357 03.0520-5419.3 695419	Ø 230 x 32 + HEB Ø 230 x 32 Ø 19,05 + RZ / + Zub TopKit
			➔	03/10→; +PR 1KL		03.0137-0521.2 650521	AP Ø 228 x 33 - HEB
<b>SKODA - SUPERB I (3U4) 12/01→03/08</b>							
 <b>Seilzug, Feststellbremse</b>							
1.8 T 2.0	110 85	12/01→03/08 12/01→03/08	➔	☐; → 02/08; Scheibenbremse		24.3727-2506.2 582506	L= 1.992
			➔	☐; → 02/08; Scheibenbremse		24.3727-2507.2 582507	L= 1.992
1.9 TDI 1.9 TDI 2.5 TDI	74 77 114	08/02→10/05 10/05→05/07 12/01→08/03	➔	☐; Scheibenbremse		24.3727-2506.2 582506	L= 1.992
			➔	☐; Scheibenbremse		24.3727-2507.2 582507	L= 1.992
1.9 TDI 1.9 TDI 2.0 TDI 2.5 TDI 2.8 V6 2.8 V6	85 96 103 120 140 142	01/07→03/08 12/01→03/08 10/05→03/08 06/03→03/08 06/02→03/08 12/01→03/08	➔	☐; → 12/07; Scheibenbremse		24.3727-2506.2 582506	L= 1.992
			➔	☐; → 12/07; Scheibenbremse		24.3727-2507.2 582507	L= 1.992
<b>SKODA - SUPERB II (3T4) 03/08→05/15</b>							
 <b>Seilzug, Feststellbremse</b>							
1.4 TSI 1.8 TSI 1.9 TDI 2.0 TDI 2.0 TDI	92 118 77 103 125	07/08→05/15 03/08→05/15 03/08→11/10 03/08→05/10 07/08→05/15	➔	☐; 08/08→ 11/08; +PR 1SA,1SK; Scheibenbremse	2	24.3727-2510.2 582510	L= 1.590
1.8 TSI 4x4 3.6 FSI 4x4	118 191	11/08→05/15 11/08→05/15	➔	☐; → 11/08; +PR 1SA,1SK; Scheibenbremse	2	24.3727-2510.2 582510	L= 1.590
2.0 TDI 4x4	125	09/08→05/15	➔	☐; 10/08→ 11/08; +PR 1SA,1SK; Scheibenbremse	2	24.3727-2510.2 582510	L= 1.590
<b>SKODA - YETI (5L) 05/09→12/17</b>							
 <b>Seilzug, Feststellbremse</b>							
1.2 TSI 1.2 TSI 1.4 TSI 1.4 TSI 1.4 TSI 4x4 1.6 1.6 TDI 1.8 TSI 4x4 1.8 TSI 4x4 2.0 TDI 2.0 TDI 2.0 TDI 2.0 TDI 4x4 2.0 TDI 4x4 2.0 TDI 4x4 2.0 TDI 4x4	77 81 90 92 110 81 77 112 118 81 103 110 81 103 110 125	09/09→05/15 05/15→12/17 06/10→05/15 05/15→12/17 05/15→12/17 04/14→12/17 11/10→05/15 11/09→12/17 05/09→12/17 11/09→12/17 11/11→12/17 05/15→12/17 11/09→12/17 05/09→12/17 05/15→12/17 11/09→05/15	➔	☐; +PR 1SA,1SK; Scheibenbremse	2	24.3727-0195.2 580195	L= 1.447
<b>SMART - CABRIO (450) 03/00→01/04</b>							
 <b>Radbremsszylinder</b>							
0.6 (450.432) 0.6 (S1OLA1, 450.441, 450.442, 450.443) 0.6 (S1OLD2, 450.452) 0.7 (450.433) 0.7 (450.452, 450.432) 0.8 CDI (S1OLC1, 450.401, 450.402, 450.403, 450.400)	52 40 45 55 45 30	06/02→01/04 03/00→01/04 01/01→01/04 01/03→01/04 01/03→01/04 03/01→01/04	➔	J 000001→ ☐; → J 000000 ☐; → J 000000		24.3220-1735.3 020521 24.3220-1736.3 020522 24.3222-1721.3 020456 24.3222-1722.3 020457	Ø 20,64 ALU Ø 20,64 ALU Ø 22,2 GG Ø 22,2 GG
<b>Zubehörsatz, Bremsbacken</b>							
0.6 (450.432) ↓	52	06/02→01/04	➔	→ J 000000		03.0137-9308.2 669308	













	kw				!#		
<b>SMART - CABRIO (450) 03/00→01/04</b>							
<b>Zubehörsatz, Bremsbacken</b>							
0.6 (S1OLA1, 450.441, 450.442, 450.443)	40	03/00→01/04	➔	J 000001→		03.0137-9308.2	669308
0.6 (S1OLD2, 450.452)	45	01/01→01/04					
0.7 (450.433)	55	01/03→01/04					
0.7 (450.452, 450.432)	45	01/03→01/04					
0.8 CDI (S1OLC1, 450.401, 450.402, 450.403, 450.400)	30	03/01→01/04					
<b> Bremstrommel</b>							
0.6 (450.432)	52	06/02→01/04	➔			24.0220-3027.1	480168
0.6 (S1OLA1, 450.441, 450.442, 450.443)	40	03/00→01/04					Ø 203,0 x 39,6 / 204,5
0.6 (S1OLD2, 450.452)	45	01/01→01/04					
0.7 (450.433)	55	01/03→01/04					
0.7 (450.452, 450.432)	45	01/03→01/04					
0.8 CDI (S1OLC1, 450.401, 450.402, 450.403, 450.400)	30	03/01→01/04					
<b> Bremsbackensatz</b>							
0.6 (450.432)	52	06/02→01/04	➔	→ J 000000		03.0137-0393.2	650393
0.6 (S1OLA1, 450.441, 450.442, 450.443)	40	03/00→01/04				03.0520-6522.3	696522
0.6 (S1OLD2, 450.452)	45	01/01→01/04					BOS Ø 203 x 32 + HEB
0.7 (450.433)	55	01/03→01/04					BOS Ø 203 x 32 Ø 22,2 + RZ / + Zub TopKit
0.7 (450.452, 450.432)	45	01/03→01/04					
0.8 CDI (S1OLC1, 450.401, 450.402, 450.403, 450.400)	30	03/01→01/04					
<b> Seilzug, Feststellbremse</b>							
0.6 (450.432)	52	06/02→01/04	➔	↓; Trommelbremse	1	24.3727-2802.2	582802
0.6 (S1OLA1, 450.441, 450.442, 450.443)	40	03/00→01/04					Satz L= 990 L2= 990 + Zub
0.6 (S1OLD2, 450.452)	45	01/01→01/04					
0.7 (450.433)	55	01/03→01/04					
0.7 (450.452, 450.432)	45	01/03→01/04					
0.8 CDI (S1OLC1, 450.401, 450.402, 450.403, 450.400)	30	03/01→01/04					
<b>SMART - CITY-COUPÉ (450) 07/98→01/04</b>							
<b> Radbremszylinder</b>							
0.6 (450.330, 450.332)	52	06/02→01/04	➔	☐; J 000001→		24.3220-1735.3	020521
0.6 (450.352, 450.353)	45	01/01→01/04					Ø 20,64 ALU
0.8 CDI (S1CLC1, 450.300, 450.301, 450.302, 450.303,...)	30	11/99→01/04	➔	☐; J 000001→		24.3220-1736.3	020522
			➔	☐; → J 000000		24.3222-1721.3	020456
			➔	☐; → J 000000		24.3222-1722.3	020457
0.6 (S1CLA1, 450.341)	40	07/98→01/04	➔	☐; → 10/99		24.3217-1713.3	020450
0.6 (S1CLB1, 450.331, 450.336)	33	07/98→01/04	➔	☐; → 10/99		24.3217-1714.3	020451
			➔	☐; 11/99→		24.3222-1721.3	020456
			➔	☐; 11/99→		24.3222-1722.3	020457
0.7 (450.330)	37	01/03→01/04	➔	☐		24.3222-1721.3	020456
0.7 (450.333)	55	01/03→01/04	➔	☐		24.3222-1722.3	020457
0.7 (450.352, 450.353)	45	01/03→01/04	➔	☐		24.3222-1722.3	020457
<b>Zubehörsatz, Bremsbacken</b>							
0.6 (450.330, 450.332)	52	06/02→01/04	➔	J 000001→		03.0137-9308.2	669308
0.6 (450.352, 450.353)	45	01/01→01/04					
0.8 CDI (S1CLC1, 450.300, 450.301, 450.302, 450.303,...)	30	11/99→01/04	➔	→ J 000000		03.0137-9308.2	669308
0.6 (S1CLA1, 450.341)	40	07/98→01/04	➔			03.0137-9308.2	669308
0.6 (S1CLB1, 450.331, 450.336)	33	07/98→01/04					
0.7 (450.330)	37	01/03→01/04					
0.7 (450.333)	55	01/03→01/04					
0.7 (450.352, 450.353)	45	01/03→01/04					
<b> Bremstrommel</b>							
0.6 (450.330, 450.332)	52	06/02→01/04	➔			24.0220-3027.1	480168
0.6 (450.352, 450.353)	45	01/01→01/04					Ø 203,0 x 39,6 / 204,5
0.6 (S1CLA1, 450.341)	40	07/98→01/04					
0.6 (S1CLB1, 450.331, 450.336)	33	07/98→01/04					











	kw				!#		
<b>SMART - CITY-COUPE (450) 07/98→01/04</b>							
 <b>Bremstrommel</b>							
0.7 (450.330) 0.7 (450.333) 0.7 (450.352, 450.353) 0.8 CDI (S1CLC1, 450.300, 450.301, 450.302, 450.303,...	37 55 45 30	01/03→01/04 01/03→01/04 01/03→01/04 11/99→01/04	➔			24.0220-3027.1 480168	Ø 203,0 x 39,6 / 204,5
 <b>Bremsbackensatz</b>							
0.6 (450.330, 450.332) 0.6 (450.352, 450.353) 0.8 CDI (S1CLC1, 450.300, 450.301, 450.302, 450.303,...	52 45 30	06/02→01/04 01/01→01/04 11/99→01/04	➔	→ J 000000		03.0137-0393.2 650393 03.0520-6522.3 696522	BOS Ø 203 x 32 + HEB BOS Ø 203 x 32 Ø 22,2 + RZ / + Zub TopKit
0.6 (S1CLA1, 450.341) 0.6 (S1CLB1, 450.331, 450.336)	40 33	07/98→01/04 07/98→01/04	➔			03.0137-0393.2 650393	BOS Ø 203 x 32 + HEB
			➔	11/99→		03.0520-6522.3 696522	BOS Ø 203 x 32 Ø 22,2 + RZ / + Zub TopKit
0.7 (450.330) 0.7 (450.333) 0.7 (450.352, 450.353)	37 55 45	01/03→01/04 01/03→01/04 01/03→01/04	➔			03.0137-0393.2 650393 03.0520-6522.3 696522	BOS Ø 203 x 32 + HEB BOS Ø 203 x 32 Ø 22,2 + RZ / + Zub TopKit
 <b>Seilzug, Feststellbremse</b>							
0.6 (450.330, 450.332) 0.6 (450.352, 450.353) 0.6 (S1CLA1, 450.341) 0.6 (S1CLB1, 450.331, 450.336) 0.7 (450.330) 0.7 (450.333) 0.7 (450.352, 450.353) 0.8 CDI (S1CLC1, 450.300, 450.301, 450.302, 450.303,...	52 45 40 33 37 55 45 30	06/02→01/04 01/01→01/04 07/98→01/04 07/98→01/04 01/03→01/04 01/03→01/04 01/03→01/04 11/99→01/04	➔	↓; Trommelbremse	1	24.3727-2802.2 582802	Satz L= 990 L2= 990 + Zub
<b>SMART - CROSSBLADE (450) 06/02→12/03</b>							
 <b>Radbremszylinder</b>							
0.6 (450.418)	52	06/02→12/03	➔	J 000001→		24.3220-1735.3 020521 24.3220-1736.3 020522	Ø 20,64 ALU Ø 20,64 ALU
			➔	☐; → J 000000		24.3222-1721.3 020456	Ø 22,2 GG
			➔	☐; → J 000000		24.3222-1722.3 020457	Ø 22,2 GG
<b>Zubehörsatz, Bremsbacken</b>							
0.6 (450.418)	52	06/02→12/03	➔	→ J 000000		03.0137-9308.2 669308	
			➔	J 000001→		03.0137-9308.2 669308	
 <b>Bremstrommel</b>							
0.6 (450.418)	52	06/02→12/03	➔			24.0220-3027.1 480168	Ø 203,0 x 39,6 / 204,5
 <b>Bremsbackensatz</b>							
0.6 (450.418)	52	06/02→12/03	➔	→ J 000000		03.0137-0393.2 650393 03.0520-6522.3 696522	BOS Ø 203 x 32 + HEB BOS Ø 203 x 32 Ø 22,2 + RZ / + Zub TopKit
 <b>Seilzug, Feststellbremse</b>							
0.6 (450.418)	52	06/02→12/03	➔	↓; Trommelbremse	1	24.3727-2802.2 582802	Satz L= 990 L2= 990 + Zub
<b>SMART - FORFOUR (454) 01/04→06/06</b>							
 <b>Radbremszylinder</b>							
1.1 (454.030) 1.3 (454.031)	55 70	01/04→06/06 01/04→06/06	➔	03/04→		24.3219-1757.3 020517	TRW Ø 19,05 ALU
1.1 (454.033) 1.5 CDI (454.000)	47 50	02/05→06/06 09/04→06/06	➔			24.3219-1757.3 020517	TRW Ø 19,05 ALU
1.5 (454.032)	90	01/04→06/06	➔	11/04→		24.3219-1757.3 020517	TRW Ø 19,05 ALU
 <b>Bremsbackensatz</b>							
1.1 (454.030) 1.3 (454.031)	55 70	01/04→06/06 01/04→06/06	➔	03/04→		03.0137-0477.2 650477 03.0520-7319.3 697319	Ø 203 x 38 + HEB Ø 203 x 38 Ø 19,05 + RZ / + Zub TopKit
1.1 (454.033) 1.5 CDI (454.000) ↓	47 50	02/05→06/06 09/04→06/06	➔			03.0137-0477.2 650477	Ø 203 x 38 + HEB

















	kw				!#		
<b>SMART - FORFOUR (454) 01/04→06/06</b>							
 <b>Bremsbackensatz</b>							
1.1 (454.033) 1.5 CDI (454.000)	47 50	02/05→06/06 09/04→06/06	➔			<b>03.0520-7319.3 697319</b>	Ø 203 x 38 Ø 19,05 + RZ / + Zub TopKit
1.5 (454.032)	90	01/04→06/06	➔	11/04→		<b>03.0137-0477.2 650477</b> <b>03.0520-7319.3 697319</b>	Ø 203 x 38 + HEB Ø 203 x 38 Ø 19,05 + RZ / + Zub TopKit
<b>SMART - FORFOUR Schrägheck (453) 07/14→</b>							
<b>Zubehörsatz, Bremsbacken</b>							
0.9 (453.044, 453.053) 0.9 Brabus (453.062) electric drive / EQ (453.091) electric drive (453.091)	66 80 41 60	11/14→ 07/16→ 05/17→ 05/17→	➔			<b>03.0137-9309.2 669309</b>	AP
1.0 (453.041)	45	11/14→	➔	01/15→		<b>03.0137-9309.2 669309</b>	AP
1.0 (453.042, 453.043)	52	07/14→	➔	11/14→		<b>03.0137-9309.2 669309</b>	AP
 <b>Bremsbackensatz</b>							
0.9 (453.044, 453.053) 0.9 Brabus (453.062) electric drive / EQ (453.091) electric drive (453.091)	66 80 41 60	11/14→ 07/16→ 05/17→ 05/17→	➔			<b>03.0137-0531.2 650531</b>	Ø 228 x 42 + HEB
1.0 (453.041)	45	11/14→	➔	01/15→		<b>03.0137-0531.2 650531</b>	Ø 228 x 42 + HEB
1.0 (453.042, 453.043)	52	07/14→	➔	11/14→		<b>03.0137-0531.2 650531</b>	Ø 228 x 42 + HEB
 <b>Seilzug, Feststellbremse</b>							
0.9 (453.044, 453.053) 0.9 Brabus (453.062) electric drive / EQ (453.091) electric drive (453.091)	66 80 41 60	11/14→ 07/16→ 05/17→ 05/17→	➔	☑	2	<b>24.3727-2803.2 582803</b>	L= 1.855
1.0 (453.041)	45	11/14→	➔	☑; 01/15→	2	<b>24.3727-2803.2 582803</b>	L= 1.855
1.0 (453.042, 453.043)	52	07/14→	➔	☑; 11/14→	2	<b>24.3727-2803.2 582803</b>	L= 1.855
<b>SMART - FORTWO Cabrio (450) 01/04→01/07</b>							
 <b>Radbremszylinder</b>							
0.6 Brabus (450.433) 0.7 (450.433) 0.7 (450.452) 0.8 CDI (450.401, 450.402, 450.403, 450.400)	55 55 45 30	01/04→12/06 01/04→01/07 01/04→01/07 01/04→01/07	➔	☑		<b>24.3222-1721.3 020456</b> <b>24.3222-1722.3 020457</b>	Ø 22,2 GG Ø 22,2 GG
<b>Zubehörsatz, Bremsbacken</b>							
0.6 Brabus (450.433) 0.7 (450.433) 0.7 (450.452) 0.8 CDI (450.401, 450.402, 450.403, 450.400)	55 55 45 30	01/04→12/06 01/04→01/07 01/04→01/07 01/04→01/07	➔			<b>03.0137-9308.2 669308</b>	
 <b>Bremstrommel</b>							
0.6 Brabus (450.433) 0.7 (450.433) 0.7 (450.452) 0.8 CDI (450.401, 450.402, 450.403, 450.400)	55 55 45 30	01/04→12/06 01/04→01/07 01/04→01/07 01/04→01/07	➔			<b>24.0220-3027.1 480168</b>	Ø 203,0 x 39,6 / 204,5
 <b>Bremsbackensatz</b>							
0.6 Brabus (450.433) 0.7 (450.433) 0.7 (450.452) 0.8 CDI (450.401, 450.402, 450.403, 450.400)	55 55 45 30	01/04→12/06 01/04→01/07 01/04→01/07 01/04→01/07	➔			<b>03.0137-0393.2 650393</b> <b>03.0520-6522.3 696522</b>	BOS Ø 203 x 32 + HEB BOS Ø 203 x 32 Ø 22,2 + RZ / + Zub TopKit
 <b>Seilzug, Feststellbremse</b>							
0.6 Brabus (450.433) 0.7 (450.433) 0.7 (450.452) 0.8 CDI (450.401, 450.402, 450.403, 450.400)	55 55 45 30	01/04→12/06 01/04→01/07 01/04→01/07 01/04→01/07	➔	☑; Trommelbremse	1	<b>24.3727-2802.2 582802</b>	Satz L= 990 L2= 990 + Zub




























	kw				!#		
<b>SMART - FORTWO Cabrio (451) 01/07→</b>							
<b>Radbremszylinder</b>							
0.8 CDi (451.400)	33	01/07→	➔	☐; 04/07→		24.3220-1735.3 020521	Ø 20,64 ALU
1.0 (451.431, 451.480)	52	01/07→	➔	☐; 04/07→		24.3220-1736.3 020522	Ø 20,64 ALU
1.0 Turbo (451.432)	62	01/07→	➔				
0.8 CDi (451.401)	40	08/09→	➔	☐		24.3220-1735.3 020521	Ø 20,64 ALU
1.0 Brabus	88	04/12→	➔				
1.0 Brabus (451.433)	72	01/08→	➔	☐		24.3220-1736.3 020522	Ø 20,64 ALU
1.0 Turbo Brabus (451.433)	75	07/10→	➔				
electric drive (451.490, 451.491)	20	12/10→12/12					
electric drive (451.490, 451.491)	55	01/13→					
electric drive (451.490)	35	12/11→12/12					
electric drive (451.491)	30	11/09→12/11					
electric drive Brabus (451.492)	60	01/13→					
<b>Zubehörsatz, Bremsbacken</b>							
0.8 CDi (451.400)	33	01/07→	➔	04/07→		03.0137-9308.2 669308	
1.0 (451.431, 451.480)	52	01/07→	➔				
1.0 Turbo (451.432)	62	01/07→	➔				
0.8 CDi (451.401)	40	08/09→	➔			03.0137-9308.2 669308	
1.0 Brabus	88	04/12→	➔				
1.0 Brabus (451.433)	72	01/08→	➔				
1.0 Turbo Brabus (451.433)	75	07/10→	➔				
electric drive (451.490, 451.491)	20	12/10→12/12					
electric drive (451.490, 451.491)	55	01/13→					
electric drive (451.490)	35	12/11→12/12					
electric drive (451.491)	30	11/09→12/11					
electric drive Brabus (451.492)	60	01/13→					
<b>Bremstrommel</b>							
0.8 CDi (451.400)	33	01/07→	➔	04/07→		24.0220-3027.1 480168	Ø 203,0 x 39,6 / 204,5
1.0 (451.431, 451.480)	52	01/07→	➔				
1.0 Turbo (451.432)	62	01/07→	➔				
0.8 CDi (451.401)	40	08/09→	➔			24.0220-3027.1 480168	Ø 203,0 x 39,6 / 204,5
1.0 Brabus	88	04/12→	➔				
1.0 Brabus (451.433)	72	01/08→	➔				
1.0 Turbo Brabus (451.433)	75	07/10→	➔				
electric drive (451.490, 451.491)	20	12/10→12/12					
electric drive (451.490, 451.491)	55	01/13→					
electric drive (451.490)	35	12/11→12/12					
electric drive (451.491)	30	11/09→12/11					
electric drive Brabus (451.492)	60	01/13→					
<b>Bremsbackensatz</b>							
0.8 CDi (451.400)	33	01/07→	➔	04/07→		03.0137-0487.2 650487	Ø 203 x 32 + HEB
1.0 (451.431, 451.480)	52	01/07→	➔			03.0520-9520.3 699520	Ø 203 x 32 Ø 20,64 + RZ / + Zub TopKit
1.0 Turbo (451.432)	62	01/07→	➔				
0.8 CDi (451.401)	40	08/09→	➔			03.0137-0487.2 650487	Ø 203 x 32 + HEB
electric drive (451.490, 451.491)	20	12/10→12/12	➔			03.0520-9520.3 699520	Ø 203 x 32 Ø 20,64 + RZ / + Zub TopKit
electric drive (451.490, 451.491)	55	01/13→					
electric drive (451.490)	35	12/11→12/12					
electric drive (451.491)	30	11/09→12/11					
electric drive Brabus (451.492)	60	01/13→					
1.0 Brabus	88	04/12→	➔			03.0137-0487.2 650487	Ø 203 x 32 + HEB
1.0 Brabus (451.433)	72	01/08→	➔			03.0137-0487.2 650487	Ø 203 x 32 + HEB
1.0 Turbo Brabus (451.433)	75	07/10→	➔			03.0520-9520.3 699520	Ø 203 x 32 Ø 20,64 + RZ / + Zub TopKit
			➔	04/12→		03.0520-9520.3 699520	Ø 203 x 32 Ø 20,64 + RZ / + Zub TopKit
<b>SMART - FORTWO Cabriolet (453) 09/15→</b>							
<b>Zubehörsatz, Bremsbacken</b>							
0.9 (453.444, 453.453)	66	09/15→	➔			03.0137-9317.2 669317	
0.9 Brabus (453.462)	80	07/16→	➔				
1.0 (453.442, 453.443)	52	09/15→	➔				
↓							

	kw				!#		
<b>SMART - FORTWO Cabriolet (453) 09/15→</b>							
 <b>Bremsbackensatz</b>							
0.9 (453.444, 453.453)	66	09/15→	→			03.0137-0522.2 650522	Ø 203 x 38 + HEB
0.9 Brabus (453.462)	80	07/16→					
1.0 (453.442, 453.443)	52	09/15→					
<b>SMART - FORTWO Coupe (450) 01/04→02/07</b>							
 <b>Radbremsszylinder</b>							
0.6 (450.332)	45	01/04→02/07	→	<input type="checkbox"/>		24.3222-1721.3 020456	Ø 22,2 GG
0.7 (450.330)	37	01/04→01/07	→	<input type="checkbox"/>		24.3222-1722.3 020457	Ø 22,2 GG
0.7 (450.333)	55	01/04→01/07	→	<input type="checkbox"/>			
0.7 (450.352, 450.332)	45	01/04→01/07					
0.8 CDI (450.300, 450.301, 450.302, 450.303, 450.306)	30	01/04→01/07					
0.7 (450.335)	40	01/04→01/07	→	<input type="checkbox"/> ; + ESP		24.3220-1735.3 020521	Ø 20,64 ALU
			→	<input type="checkbox"/> ; + ESP		24.3220-1736.3 020522	Ø 20,64 ALU
<b>Zubehörsatz, Bremsbacken</b>							
0.6 (450.332)	45	01/04→02/07	→			03.0137-9308.2 669308	
0.7 (450.330)	37	01/04→01/07					
0.7 (450.333)	55	01/04→01/07					
0.7 (450.352, 450.332)	45	01/04→01/07					
0.8 CDI (450.300, 450.301, 450.302, 450.303, 450.306)	30	01/04→01/07					
0.7 (450.335)	40	01/04→01/07	→	→ J000000		03.0137-9308.2 669308	
 <b>Bremstrommel</b>							
0.6 (450.332)	45	01/04→02/07	→			24.0220-3027.1 480168	Ø 203,0 x 39,6 / 204,5
0.7 (450.330)	37	01/04→01/07					
0.7 (450.333)	55	01/04→01/07					
0.7 (450.335)	40	01/04→01/07					
0.7 (450.352, 450.332)	45	01/04→01/07					
0.8 CDI (450.300, 450.301, 450.302, 450.303, 450.306)	30	01/04→01/07					
 <b>Bremsbackensatz</b>							
0.6 (450.332)	45	01/04→02/07	→			03.0137-0393.2 650393	BOS Ø 203 x 32 + HEB
0.7 (450.330)	37	01/04→01/07				03.0520-6522.3 696522	BOS Ø 203 x 32 Ø 22,2 + RZ / + Zub TopKit
0.7 (450.333)	55	01/04→01/07					
0.7 (450.352, 450.332)	45	01/04→01/07					
0.8 CDI (450.300, 450.301, 450.302, 450.303, 450.306)	30	01/04→01/07					
0.7 (450.335)	40	01/04→01/07	→	→ J000000		03.0137-0393.2 650393	BOS Ø 203 x 32 + HEB
 <b>Seilzug, Feststellbremse</b>							
0.6 (450.332)	45	01/04→02/07	→	<input type="checkbox"/> ; Trommelbremse	1	24.3727-2802.2 582802	Satz L= 990 L2= 990 + Zub
0.7 (450.330)	37	01/04→01/07					
0.7 (450.333)	55	01/04→01/07					
0.7 (450.335)	40	01/04→01/07					
0.7 (450.352, 450.332)	45	01/04→01/07					
0.8 CDI (450.300, 450.301, 450.302, 450.303, 450.306)	30	01/04→01/07					
<b>SMART - FORTWO Coupe (451) 01/07→</b>							
 <b>Radbremsszylinder</b>							
0.8 CDI (451.300)	33	01/07→	→	<input type="checkbox"/> ; 04/07→		24.3220-1735.3 020521	Ø 20,64 ALU
1.0 (451.330, 451.334)	45	01/07→					
1.0 (451.331, 451.380)	52	01/07→	→	<input type="checkbox"/> ; 04/07→		24.3220-1736.3 020522	Ø 20,64 ALU
1.0 Turbo (451.332)	62	01/07→					
0.8 CDI (451.301)	40	08/09→	→	<input type="checkbox"/>		24.3220-1735.3 020521	Ø 20,64 ALU
1.0 Brabus (451.333)	72	01/08→	→	<input type="checkbox"/>		24.3220-1736.3 020522	Ø 20,64 ALU
1.0 Turbo Brabus (451.333)	75	07/10→	→	<input type="checkbox"/>			
electric drive (451.390, 451.391)	55	01/13→					
electric drive (451.390)	35	12/11→12/12					
electric drive (451.391, 451.390)	20	12/10→12/12					
electric drive (451.391)	30	11/09→12/11					
electric drive Brabus (451.392)	60	01/13→					














	kw					#			
<b>SMART - FORTWO Coupe (451) 01/07→</b>									
<b>Zubehörsatz, Bremsbacken</b>									
0.8 CDi (451.300)	33	01/07→	➔	04/07→			03.0137-9308.2	669308	
1.0 (451.330, 451.334)	45	01/07→							
1.0 (451.331, 451.380)	52	01/07→							
1.0 Turbo (451.332)	62	01/07→							
0.8 CDi (451.301)	40	08/09→	➔				03.0137-9308.2	669308	
1.0 Brabus (451.333)	72	01/08→							
1.0 Turbo Brabus (451.333)	75	07/10→							
electric drive (451.390, 451.391)	55	01/13→							
electric drive (451.390)	35	12/11→12/12							
electric drive (451.391, 451.390)	20	12/10→12/12							
electric drive (451.391)	30	11/09→12/11							
electric drive Brabus (451.392)	60	01/13→							
<b> Bremstrommel</b>									
0.8 CDi (451.300)	33	01/07→	➔	04/07→			24.0220-3027.1	480168	Ø 203,0 x 39,6 / 204,5
1.0 (451.330, 451.334)	45	01/07→							
1.0 (451.331, 451.380)	52	01/07→							
1.0 Turbo (451.332)	62	01/07→							
0.8 CDi (451.301)	40	08/09→	➔				24.0220-3027.1	480168	Ø 203,0 x 39,6 / 204,5
1.0 Brabus (451.333)	72	01/08→							
1.0 Turbo Brabus (451.333)	75	07/10→							
electric drive (451.390, 451.391)	55	01/13→							
electric drive (451.390)	35	12/11→12/12							
electric drive (451.391, 451.390)	20	12/10→12/12							
electric drive (451.391)	30	11/09→12/11							
electric drive Brabus (451.392)	60	01/13→							
<b> Bremsbackensatz</b>									
0.8 CDi (451.300)	33	01/07→	➔	04/07→			03.0137-0487.2	650487	Ø 203 x 32 + HEB
1.0 (451.330, 451.334)	45	01/07→					03.0520-9520.3	699520	Ø 203 x 32 Ø 20,64 + RZ / + Zub TopKit
1.0 (451.331, 451.380)	52	01/07→							
1.0 Turbo (451.332)	62	01/07→							
0.8 CDi (451.301)	40	08/09→	➔				03.0137-0487.2	650487	Ø 203 x 32 + HEB
1.0 Brabus (451.333)	72	01/08→					03.0520-9520.3	699520	Ø 203 x 32 Ø 20,64 + RZ / + Zub TopKit
1.0 Turbo Brabus (451.333)	75	07/10→							
electric drive (451.390, 451.391)	55	01/13→							
electric drive (451.390)	35	12/11→12/12							
electric drive (451.391, 451.390)	20	12/10→12/12							
electric drive (451.391)	30	11/09→12/11							
electric drive Brabus (451.392)	60	01/13→							
<b>SMART - FORTWO Coupe (453) 07/14→</b>									
<b>Zubehörsatz, Bremsbacken</b>									
0.9 (453.344, 453.353)	66	09/14→	➔	11/14→			03.0137-9317.2	669317	
1.0 (453.342, 453.343)	52	07/14→							
0.9 Brabus (453.362)	80	07/16→	➔				03.0137-9317.2	669317	
electric drive / EQ (453.391)	41	05/17→							
electric drive (453.391)	60	05/17→							
1.0 (453.341)	45	11/14→	➔	01/15→			03.0137-9317.2	669317	
<b> Bremsbackensatz</b>									
0.9 (453.344, 453.353)	66	09/14→	➔	11/14→			03.0137-0522.2	650522	Ø 203 x 38 + HEB
1.0 (453.342, 453.343)	52	07/14→							
0.9 Brabus (453.362)	80	07/16→	➔				03.0137-0522.2	650522	Ø 203 x 38 + HEB
electric drive / EQ (453.391)	41	05/17→							
electric drive (453.391)	60	05/17→							
1.0 (453.341)	45	11/14→	➔	01/15→			03.0137-0522.2	650522	Ø 203 x 38 + HEB
<b>SMART - ROADSTER (452) 04/03→11/05</b>									
<b>Zubehörsatz, Bremsbacken</b>									
0.7 (452.432)	45	04/03→11/05	➔				03.0137-9308.2	669308	
0.7 (452.434)	60	04/03→11/05							
0.7 Brabus (452.437)	74	12/03→11/05	➔	03/04→			03.0137-9308.2	669308	
↓									














	kw				!#		
<b>SMART - ROADSTER (452) 04/03→11/05</b>							
 <b>Bremstrommel</b>							
0.7 (452.432)	45	04/03→11/05	➔			24.0220-3027.1 480168	Ø 203,0 x 39,6 / 204,5
0.7 (452.434)	60	04/03→11/05	➔				
0.7 Brabus (452.437)	74	12/03→11/05	➔	03/04→		24.0220-3027.1 480168	Ø 203,0 x 39,6 / 204,5
 <b>Bremsbackensatz</b>							
0.7 (452.432)	45	04/03→11/05	➔			03.0137-0393.2 650393	BOS Ø 203 x 32 + HEB
0.7 (452.434)	60	04/03→11/05	➔				
0.7 Brabus (452.437)	74	12/03→11/05	➔	03/04→		03.0137-0393.2 650393	BOS Ø 203 x 32 + HEB
<b>SMART - ROADSTER Coupe (452) 04/03→11/05</b>							
<b>Zubehörsatz, Bremsbacken</b>							
0.7 (452.332)	45	06/03→11/05	➔	04/05→		03.0137-9308.2 669308	
0.7 (452.334)	60	04/03→11/05	➔			03.0137-9308.2 669308	
0.7 Brabus (452.337)	74	12/03→11/05	➔	03/04→		03.0137-9308.2 669308	
 <b>Bremstrommel</b>							
0.7 (452.332)	45	06/03→11/05	➔	04/05→		24.0220-3027.1 480168	Ø 203,0 x 39,6 / 204,5
0.7 (452.334)	60	04/03→11/05	➔			24.0220-3027.1 480168	Ø 203,0 x 39,6 / 204,5
0.7 Brabus (452.337)	74	12/03→11/05	➔	03/04→		24.0220-3027.1 480168	Ø 203,0 x 39,6 / 204,5
 <b>Bremsbackensatz</b>							
0.7 (452.332)	45	06/03→11/05	➔	04/05→		03.0137-0393.2 650393	BOS Ø 203 x 32 + HEB
0.7 (452.334)	60	04/03→11/05	➔			03.0137-0393.2 650393	BOS Ø 203 x 32 + HEB
0.7 Brabus (452.337)	74	12/03→11/05	➔	03/04→		03.0137-0393.2 650393	BOS Ø 203 x 32 + HEB
<b>SSANGYONG - ACTYON SPORTS I (QJ) 11/05→</b>							
 <b>Bremstrommel</b>							
2.0 Xdi	104	04/07→	➔	- ABS		24.0220-3020.2 480131	Ø 203,0 x 44,5 / 204,3
2.0 Xdi 4WD	104	04/07→	➔			24.0220-3720.2 480210	- RLG / - ABS Ring / mit Radbefestigungsbolzen Ø 203,0 x 44,5 / 204,3 + RLG / - ABS Ring / mit Radbefestigungsbolzen
<b>SUBARU - FORESTER (SF_) 03/97→09/02</b>							
 <b>Radbremszylinder</b>							
2.0 AWD (SF5)	90	08/97→09/02	➔			24.3219-1759.3 020528	Ø 19,05 GG
2.0 AWD (SF5)	92	06/98→09/02	➔	07/98→		24.3219-1759.3 020528	Ø 19,05 GG
<b>Zubehörsatz, Bremsbacken</b>							
2.0 AWD (SF5)	90	08/97→09/02	➔			03.0137-9192.2 669192	AKE
2.0 AWD (SF5)	92	06/98→09/02	➔	07/98→		03.0137-9192.2 669192	AKE
 <b>Bremstrommel</b>							
2.0 AWD (SF5)	90	08/97→09/02	➔	- ABS		24.0222-8023.1 480094	Ø 229,0 x 43,5 / 230
2.0 AWD (SF5)	92	06/98→09/02	➔	07/98→; - ABS		24.0222-8023.1 480094	Ø 229,0 x 43,5 / 230
 <b>Bremsbackensatz</b>							
2.0 AWD (SF5)	90	08/97→09/02	➔			03.0137-0302.2 650302	AKE Ø 229 x 37
2.0 AWD (SF5)	92	06/98→09/02	➔	07/98→		03.0137-0302.2 650302	AKE Ø 229 x 37
 <b>Bremsbackensatz, Feststellbremse</b>							
2.0 S Turbo AWD (SF5)	125	06/98→04/01	➔	07/98→		03.0137-3010.2 653010	Ø 170 x 32 - HEB
2.0 S Turbo AWD (SF5)	130	04/01→09/02	➔	09/02→		03.0137-3010.2 653010	Ø 170 x 32 - HEB
<b>SUBARU - FORESTER (SG_) 06/02→12/12</b>							
 <b>Radbremszylinder</b>							
2.0 AWD	92	06/02→05/05	➔	09/02→		24.3219-1759.3 020528	Ø 19,05 GG
2.0 X AWD	116	06/05→05/08	➔			24.3219-1759.3 020528	Ø 19,05 GG
2.5 RX Nato AWD (SG9)	115	11/02→12/08	➔				
↓							



















	kw				!#		
<b>SUBARU - FORESTER (SG_) 06/02→12/12</b>							
<b>Zubehörsatz, Bremsbacken</b>							
2.0 AWD	92	06/02→05/05	➡	09/02→		03.0137-9192.2 669192	AKE
2.0 X AWD	116	06/05→05/08	➡			03.0137-9192.2 669192	AKE
2.5 RX Nato AWD (SG9)	115	11/02→12/08	➡	für Linkslenker		03.0137-9192.2 669192	AKE
<b> Bremstrommel</b>							
2.0 AWD	92	06/02→05/05	➡	09/02→		24.0222-8023.1 480094	Ø 229,0 x 43,5 / 230
2.0 X AWD	116	06/05→05/08	➡			24.0222-8023.1 480094	Ø 229,0 x 43,5 / 230
<b> Bremsbackensatz</b>							
2.0 AWD	92	06/02→05/05	➡	09/02→		03.0137-0302.2 650302	AKE Ø 229 x 37
2.0 X AWD	116	06/05→05/08	➡			03.0137-0302.2 650302	AKE Ø 229 x 37
2.5 RX Nato AWD (SG9)	115	11/02→12/08	➡	für Linkslenker		03.0137-0302.2 650302	AKE Ø 229 x 37
<b> Bremsbackensatz, Feststellbremse</b>							
2.0 S Turbo AWD	130	09/02→05/05				03.0137-3010.2 653010	Ø 170 x 32 - HEB
2.5 AWD (SG9)	155	12/03→05/05					
2.5 Prodrive Performance Pack AWD	188	05/05→09/05					
2.5 AWD	171	01/04→12/09		07/05→ 05/08		03.0137-3010.2 653010	Ø 170 x 32 - HEB
2.5 AWD (SG9)	121	06/05→05/08		07/05→		03.0137-3010.2 653010	Ø 170 x 32 - HEB
2.5 RX Nato AWD (SG9)	115	11/02→12/08	➡	für Rechtslenker		03.0137-3010.2 653010	Ø 170 x 32 - HEB
2.5 XT AWD (SG9)	169	06/05→05/08		09/05→		03.0137-3010.2 653010	Ø 170 x 32 - HEB
<b>SUBARU - FORESTER (SH_) 12/07→</b>							
<b> Bremsbackensatz, Feststellbremse</b>							
2.0 AWD	110	01/08→09/13	➡	→ 02/13		03.0137-3015.2 653015	Ø 190 x 32 - HEB
2.0 AWD	110	01/10→					
2.0 D AWD (SHH)	108	09/08→09/13					
2.5	126	01/08→					
2.5 AWD (SH9)	126	01/09→09/13					
2.5 AWD (SH9)	169	06/08→09/13					
2.5 AWD	126	03/11→09/13	➡			03.0137-3015.2 653015	Ø 190 x 32 - HEB
<b>Zubehörsatz, Feststellbremsbacken</b>							
2.0 AWD	110	01/08→09/13		→ 02/13		03.0137-9307.2 669307	
2.0 AWD	110	01/10→					
2.0 D AWD (SHH)	108	09/08→09/13					
2.5	126	01/08→					
2.5 AWD (SH9)	126	01/09→09/13					
2.5 AWD (SH9)	169	06/08→09/13					
2.5 AWD	126	03/11→09/13				03.0137-9307.2 669307	
<b>SUBARU - FORESTER (SJ_) 11/12→</b>							
<b> Bremsbackensatz, Feststellbremse</b>							
2.0 D AWD	108	03/13→	➡			03.0137-3045.2 653045	Ø 170 x 35 - HEB
2.0 i AWD	110	03/13→					
2.0 XT AWD (SJG)	177	03/13→					
<b>SUBARU - IMPREZA Coupe (GFC) 01/93→12/00</b>							
<b>Zubehörsatz, Bremsbacken</b>							
1.6	66	12/96→12/00	➡			03.0137-9192.2 669192	AKE
1.6 AWD	66	12/96→12/00					
2.0 AWD	85	12/95→12/00					
2.0 AWD	92	03/99→12/00					
<b> Bremstrommel</b>							
1.6	66	12/96→12/00	➡	- ABS		24.0222-8023.1 480094	Ø 229,0 x 43,5 / 230
1.6 AWD	66	12/96→12/00					
2.0 AWD	85	12/95→12/00					
2.0 AWD	92	03/99→12/00					
<b> Bremsbackensatz</b>							
1.6	66	12/96→12/00	➡			03.0137-0302.2 650302	AKE Ø 229 x 37
1.6 AWD	66	12/96→12/00					
2.0 AWD	85	12/95→12/00					
2.0 AWD	92	03/99→12/00					
<b> Bremsbackensatz, Feststellbremse</b>							
1.6	66	12/96→12/00	➡			03.0137-3010.2 653010	Ø 170 x 32 - HEB
↓							














	kw				!#		
<b>SUBARU - IMPREZA Coupe (GFC) 01/93→12/00</b>							
 <b>Bremsbackensatz, Feststellbremse</b>							
1.6 AWD	66	12/96→12/00	➔			03.0137-3010.2 653010	Ø 170 x 32 - HEB
2.0 AWD	85	12/95→12/00					
2.0 AWD	92	03/99→12/00					
2.0 Turbo AWD	155	12/96→12/00					
<b>SUBARU - IMPREZA Schrägheck (GP) 10/11→</b>							
 <b>Bremsbackensatz, Feststellbremse</b>							
1.6 i (GP2)	84	06/12→09/16	➔			03.0137-3045.2 653045	Ø 170 x 35 - HEB
1.6 i AWD	84	06/12→					
1.6 i AWD (GP3)	85	12/11→10/16					
2.0 AWD (GP7)	110	01/12→					
<b>SUBARU - IMPREZA Schrägheck (GR, GH, G3) 03/07→05/14</b>							
 <b>Bremsbackensatz, Feststellbremse</b>							
2.0 D AWD	80	01/11→12/11	➔			03.0137-3015.2 653015	Ø 190 x 32 - HEB
2.5 WRX S AWD	188	02/09→12/10					
2.5 WRX SE AWD	195	09/08→09/11					
2.5 WRX STI 330S AWD	243	05/09→12/10					
2.0 D AWD	110	01/09→03/12	➔	→ 12/11		03.0137-3015.2 653015	Ø 190 x 32 - HEB
2.5 STI CS400 AWD	294	04/10→08/13					
2.0 R AWD (GH7)	110	01/08→03/12	➔	02/08→ 12/11		03.0137-3015.2 653015	Ø 190 x 32 - HEB
2.5 WRX STI AWD (GRF)	221	01/08→08/13					
2.5 AWD (GHE)	169	01/08→09/11	➔	02/08→		03.0137-3015.2 653015	Ø 190 x 32 - HEB
<b>Zubehörsatz, Feststellbremsbacken</b>							
2.0 D AWD	80	01/11→12/11				03.0137-9307.2 669307	
2.5 WRX S AWD	188	02/09→12/10					
2.5 WRX SE AWD	195	09/08→09/11					
2.5 WRX STI 330S AWD	243	05/09→12/10					
2.0 D AWD	110	01/09→03/12		→ 12/11		03.0137-9307.2 669307	
2.5 STI CS400 AWD	294	04/10→08/13					
2.0 R AWD (GH7)	110	01/08→03/12		02/08→ 12/11		03.0137-9307.2 669307	
2.5 WRX STI AWD (GRF)	221	01/08→08/13					
2.5 AWD (GHE)	169	01/08→09/11		02/08→		03.0137-9307.2 669307	
<b>SUBARU - IMPREZA Station Wagon (GF) 08/92→12/00</b>							
<b>Zubehörsatz, Bremsbacken</b>							
1.6	66	01/93→08/98	➔			03.0137-9192.2 669192	AKE
1.6 i (GF3)	70	06/98→12/00					
1.6 i AWD	70	06/98→12/00					
1.8 i (GF5)	76	11/95→06/96					
2.0 i	92	09/98→09/00					
2.0 i 16V AWD	92	06/98→12/00					
2.0 i AWD (GF8)	85	12/95→12/00					
1.6 i AWD	66	08/92→12/00	➔	01/93→		03.0137-9192.2 669192	AKE
1.8 i AWD (GF6)	76	08/92→12/00	➔	01/93→ 06/96		03.0137-9192.2 669192	AKE
 <b>Bremstrommel</b>							
1.6	66	01/93→08/98	➔	- ABS		24.0222-8023.1 480094	Ø 229,0 x 43,5 / 230
1.6 i (GF3)	70	06/98→12/00					
1.6 i AWD	70	06/98→12/00					
1.8 i (GF5)	76	11/95→06/96					
2.0 i	92	09/98→09/00					
2.0 i 16V AWD	92	06/98→12/00					
2.0 i AWD (GF8)	85	12/95→12/00					
1.6 i AWD	66	08/92→12/00	➔	01/93→; - ABS		24.0222-8023.1 480094	Ø 229,0 x 43,5 / 230
1.8 i AWD (GF6)	76	08/92→12/00	➔	01/93→ 06/96; - ABS		24.0222-8023.1 480094	Ø 229,0 x 43,5 / 230
 <b>Bremsbackensatz</b>							
1.6	66	01/93→08/98	➔			03.0137-0302.2 650302	AKE Ø 229 x 37
1.6 i (GF3)	70	06/98→12/00					
1.6 i AWD	70	06/98→12/00					
1.8 i (GF5)	76	11/95→06/96					
2.0 i	92	09/98→09/00					
2.0 i 16V AWD	92	06/98→12/00					
2.0 i AWD (GF8)	85	12/95→12/00					
1.6 i AWD	66	08/92→12/00	➔	01/93→		03.0137-0302.2 650302	AKE Ø 229 x 37
1.8 i AWD (GF6)	76	08/92→12/00	➔	01/93→ 06/96		03.0137-0302.2 650302	AKE Ø 229 x 37
↓							





































	kw				!#		
<b>SUBARU - IMPREZA Station Wagon (GF) 08/92→12/00</b>							
 <b>Bremsbackensatz, Feststellbremse</b>							
1.6	66	01/93→08/98	➔			03.0137-3010.2 653010	Ø 170 x 32 - HEB
1.6 i (GF3)	70	06/98→12/00					
1.6 i AWD	70	06/98→12/00					
1.8 i (GF5)	76	11/95→06/96					
2.0 i	92	09/98→09/00					
2.0 i 16V AWD	92	06/98→12/00					
2.0 i AWD (GF8)	85	12/95→12/00					
2.0 i Turbo AWD (GF8)	155	03/94→12/00					
2.0 Turbo GT AWD (GF8)	160	06/98→12/00					
1.6 i AWD	66	08/92→12/00	➔	01/93→		03.0137-3010.2 653010	Ø 170 x 32 - HEB
1.8 i AWD (GF6)	76	08/92→12/00	➔	01/93→ 06/96		03.0137-3010.2 653010	Ø 170 x 32 - HEB
<b>SUBARU - IMPREZA Station Wagon (GG) 10/00→12/08</b>							
<b>Zubehörsatz, Bremsbacken</b>							
1.5 AWD	77	05/06→03/07	➔			03.0137-9192.2 669192	AKE
1.6 AWD	70	12/00→09/06	➔	→ 09/05		03.0137-9192.2 669192	AKE
 <b>Bremstrommel</b>							
1.6 AWD	70	12/00→09/06	➔	→ 09/05; - ABS		24.0222-8023.1 480094	Ø 229,0 x 43,5 / 230
 <b>Bremsbackensatz</b>							
1.5 AWD	77	05/06→03/07	➔			03.0137-0302.2 650302	AKE Ø 229 x 37
1.6 AWD	70	12/00→09/06	➔	→ 09/05		03.0137-0302.2 650302	AKE Ø 229 x 37
 <b>Bremsbackensatz, Feststellbremse</b>							
2.0 AWD	92	12/00→12/07	➔	→ 09/05		03.0137-3010.2 653010	Ø 170 x 32 - HEB
2.0 WRX Turbo AWD	165	12/02→09/06					
2.0 i R AWD (GG9)	118	09/05→06/07	➔	10/05→		03.0137-3010.2 653010	Ø 170 x 32 - HEB
2.5 GB270 AWD	198	07/07→12/07	➔			03.0137-3010.2 653010	Ø 170 x 32 - HEB
<b>SUBARU - IMPREZA Stufenheck (GC) 08/92→09/01</b>							
<b>Zubehörsatz, Bremsbacken</b>							
1.6 i (GC3)	66	08/92→12/00	➔	01/93→		03.0137-9192.2 669192	AKE
1.6 i AWD	66	08/92→12/00					
1.6 i (GC3)	70	06/98→12/00	➔			03.0137-9192.2 669192	AKE
1.6 i AWD	70	06/98→12/00					
2.0 AWD (GC8)	206	09/98→09/00					
2.0 i AWD (GC7)	85	10/95→12/00					
2.0 i AWD (GC8)	92	06/98→12/00					
1.8 i AWD (GC6)	76	08/92→12/00	➔	01/93→ 06/96		03.0137-9192.2 669192	AKE
2.0 i (GC7)	85	07/96→08/98	➔	08/96→		03.0137-9192.2 669192	AKE
 <b>Bremstrommel</b>							
1.6 i (GC3)	66	08/92→12/00	➔	01/93→; - ABS		24.0222-8023.1 480094	Ø 229,0 x 43,5 / 230
1.6 i AWD	66	08/92→12/00					
1.6 i (GC3)	70	06/98→12/00	➔	- ABS		24.0222-8023.1 480094	Ø 229,0 x 43,5 / 230
1.6 i AWD	70	06/98→12/00					
2.0 AWD (GC8)	206	09/98→09/00					
2.0 i AWD (GC7)	85	10/95→12/00					
2.0 i AWD (GC8)	92	06/98→12/00					
1.8 i AWD (GC6)	76	08/92→12/00	➔	01/93→ 06/96; - ABS		24.0222-8023.1 480094	Ø 229,0 x 43,5 / 230
2.0 i (GC7)	85	07/96→08/98	➔	08/96→; - ABS		24.0222-8023.1 480094	Ø 229,0 x 43,5 / 230
 <b>Bremsbackensatz</b>							
1.6 i (GC3)	66	08/92→12/00	➔	01/93→		03.0137-0302.2 650302	AKE Ø 229 x 37
1.6 i AWD	66	08/92→12/00					
1.6 i (GC3)	70	06/98→12/00	➔			03.0137-0302.2 650302	AKE Ø 229 x 37
1.6 i AWD	70	06/98→12/00					
2.0 AWD (GC8)	206	09/98→09/00					
2.0 i AWD (GC7)	85	10/95→12/00					
2.0 i AWD (GC8)	92	06/98→12/00					
1.8 i AWD (GC6)	76	08/92→12/00	➔	01/93→ 06/96		03.0137-0302.2 650302	AKE Ø 229 x 37
2.0 i (GC7)	85	07/96→08/98	➔	08/96→		03.0137-0302.2 650302	AKE Ø 229 x 37
 <b>Bremsbackensatz, Feststellbremse</b>							
1.6 i (GC3)	66	08/92→12/00	➔	01/93→		03.0137-3010.2 653010	Ø 170 x 32 - HEB
1.6 i AWD	66	08/92→12/00					
1.6 i (GC3)	70	06/98→12/00	➔			03.0137-3010.2 653010	Ø 170 x 32 - HEB
↓							

	kw				!#		
<b>SUBARU - IMPREZA Stufenheck (GC) 08/92→09/01</b>							
 <b>Bremsbackensatz, Feststellbremse</b>							
1.6 i AWD	70	06/98→12/00	➔			03.0137-3010.2 653010	Ø 170 x 32 - HEB
2.0 AWD (GC8)	206	09/98→09/00					
2.0 i AWD (GC7)	85	10/95→12/00					
2.0 i AWD (GC8)	92	06/98→12/00					
2.0 Turbo GT AWD (GC8)	155	03/94→12/00					
2.0 Turbo GT AWD (GC8)	160	06/98→12/00					
1.8 i AWD (GC6)	76	08/92→12/00	➔	01/93→06/96		03.0137-3010.2 653010	Ø 170 x 32 - HEB
2.0 i (GC7)	85	07/96→08/98	➔	08/96→		03.0137-3010.2 653010	Ø 170 x 32 - HEB
<b>SUBARU - IMPREZA Stufenheck (GD) 09/99→06/09</b>							
<b>Zubehörsatz, Bremsbacken</b>							
1.5	74	06/01→09/05	➔			03.0137-9192.2 669192	AKE
1.5	81	10/05→03/07					
1.5 AWD	77	05/06→03/07					
1.6	70	06/01→09/06	➔	→ 09/05		03.0137-9192.2 669192	AKE
1.6 AWD	70	12/00→06/09					
 <b>Bremstrommel</b>							
1.5	74	06/01→09/05	➔			24.0222-8023.1 480094	Ø 229,0 x 43,5 / 230
1.5	81	10/05→03/07					
1.5 AWD	77	05/06→03/07					
1.6	70	06/01→09/06	➔	→ 09/05; - ABS		24.0222-8023.1 480094	Ø 229,0 x 43,5 / 230
1.6 AWD	70	12/00→06/09					
 <b>Bremsbackensatz</b>							
1.5	74	06/01→09/05	➔			03.0137-0302.2 650302	AKE Ø 229 x 37
1.5	81	10/05→03/07					
1.5 AWD	77	05/06→03/07					
1.6	70	06/01→09/06	➔	→ 09/05		03.0137-0302.2 650302	AKE Ø 229 x 37
1.6 AWD	70	12/00→06/09					
 <b>Bremsbackensatz, Feststellbremse</b>							
2.0 AWD	184	10/05→03/07				03.0137-3010.2 653010	Ø 170 x 32 - HEB
2.0 i AWD (GD9)	92	12/00→06/09	➔	→ 09/05		03.0137-3010.2 653010	Ø 170 x 32 - HEB
2.0 WRX Turbo AWD	165	12/02→03/07					
2.0 WRX Turbo AWD (GDA)	160	12/00→12/05					
2.0 i R AWD (GD9)	118	09/05→03/07	➔	10/05→		03.0137-3010.2 653010	Ø 170 x 32 - HEB
2.0 i WRX AWD (GDA)	168	12/02→09/05	➔			03.0137-3010.2 653010	Ø 170 x 32 - HEB
2.5 AWD	130	03/01→09/05					
<b>SUBARU - IMPREZA Stufenheck (GJ) 07/11→</b>							
 <b>Bremsbackensatz, Feststellbremse</b>							
1.6 AWD	85	01/15→	➔			03.0137-3045.2 653045	Ø 170 x 35 - HEB
<b>SUBARU - IMPREZA Stufenheck (GR) 01/07→</b>							
 <b>Bremsbackensatz, Feststellbremse</b>							
2.0 i AWD	110	01/11→	➔	→ 12/11		03.0137-3015.2 653015	Ø 190 x 32 - HEB
2.5 AWD	169	01/10→					
2.5 WRX SE AWD	195	01/11→					
2.5 WRX STI AWD	221	01/11→					
2.5 AWD	199	07/07→	➔			03.0137-3010.2 653010	Ø 170 x 32 - HEB
2.5 AWD	200	01/07→12/07					
<b>Zubehörsatz, Feststellbremsbacken</b>							
2.0 i AWD	110	01/11→		→ 12/11		03.0137-9307.2 669307	
2.5 AWD	169	01/10→					
2.5 WRX SE AWD	195	01/11→					
2.5 WRX STI AWD	221	01/11→					
<b>SUBARU - JUSTY II (JMA, MS) 10/95→11/03</b>							
 <b>Radbremszylinder</b>							
1.3 GX 4x4	50	10/95→11/03	➔	☐; → 09/00		24.3217-1725.3 020512	Ø 17,46 ALU
			➔	☐; → 09/00		24.3217-1726.3 020513	Ø 17,46 ALU
<b>Zubehörsatz, Bremsbacken</b>							
1.3 4x4	63	04/01→11/03	➔			03.0137-9287.2 669287	BOS
1.3 GX 4x4	50	10/95→11/03	➔	→ 06/98		03.0137-9271.2 669271	
↓							
















	kw				!#		
<b>SUBARU - JUSTY II (JMA, MS) 10/95→11/03</b>							
<b>Zubehörsatz, Bremsbacken</b>							
1.3 GX 4x4	50	10/95→11/03	➔	07/98→09/00		03.0137-9287.2 669287	BOS
<b> Bremsbackensatz</b>							
1.3 4x4	63	04/01→11/03	➔			03.0137-0500.2 650500	BOS Ø 200 x 32 + HEB
1.3 GX 4x4	50	10/95→11/03	➔	→ 06/98		03.0137-0315.2 650315	Ø 200 x 32
			➔	07/98→09/00		03.0137-0500.2 650500	BOS Ø 200 x 32 + HEB
<b>SUBARU - JUSTY III (G3X) 09/03→</b>							
<b> Radbremszylinder</b>							
1.3 AWD	69	09/03→	➔	→ 08/07		24.3215-1701.3 020493	Ø 15,87 ALU
1.5 AWD	73	09/03→					
<b>Zubehörsatz, Bremsbacken</b>							
1.3 AWD	69	09/03→	➔	→ 08/07		03.0137-9300.2 669300	
1.5 AWD	73	09/03→					
<b> Bremsbackensatz</b>							
1.3 AWD	69	09/03→	➔	→ 08/07		03.0137-0465.2 650465	Ø 200 x 29 + HEB
1.5 AWD	73	09/03→				03.0520-1415.3 691415	Ø 200 x 29 Ø 15,87 + RZ / + Zub TopKit
<b>SUBARU - JUSTY IV 01/07→</b>							
<b> Radbremszylinder</b>							
1.0	51	01/07→	➔	 ; 09/07→05/11		24.3217-1721.3 020489	Ø 17,46 ALU
			➔	 ; 09/07→05/11		24.3217-1722.3 020490	Ø 17,46 ALU
1.3 AWD	67	03/08→	➔	 ; → 05/11		24.3217-1721.3 020489	Ø 17,46 ALU
			➔	 ; → 05/11		24.3217-1722.3 020490	Ø 17,46 ALU
<b> Bremsbackensatz</b>							
1.0	51	01/07→	➔	09/07→05/11		03.0137-0489.2 650489	Ø 180 x 28 - HEB
1.3 AWD	67	03/08→	➔	→ 05/11		03.0137-0489.2 650489	Ø 180 x 28 - HEB
<b>SUBARU - LEGACY II (BD) 01/94→10/99</b>							
<b>Zubehörsatz, Bremsbacken</b>							
2.0 i	85	09/94→03/99	➔			03.0137-9192.2 669192	AKE
2.0 i 4WD	85	09/94→03/99					
2.2 (BD6)	94	07/94→11/98					
2.2 i 4WD	96	06/96→03/99					
2.2 i 4WD (BD7)	94	09/94→03/99					
<b> Bremstrommel</b>							
2.0 i	85	09/94→03/99	➔			24.0222-8023.1 480094	Ø 229,0 x 43,5 / 230
2.0 i 4WD	85	09/94→03/99					
2.2 (BD6)	94	07/94→11/98					
2.2 i 4WD	96	06/96→03/99					
2.2 i 4WD (BD7)	94	09/94→03/99					
<b> Bremsbackensatz</b>							
2.0 i	85	09/94→03/99	➔			03.0137-0302.2 650302	AKE Ø 229 x 37
2.0 i 4WD	85	09/94→03/99					
2.2 (BD6)	94	07/94→11/98					
2.2 i 4WD	96	06/96→03/99					
2.2 i 4WD (BD7)	94	09/94→03/99					
<b> Bremsbackensatz, Feststellbremse</b>							
2.0 i	85	09/94→03/99	➔			03.0137-3010.2 653010	Ø 170 x 32 - HEB
2.0 i 4WD	85	09/94→03/99					
2.2 (BD6)	94	07/94→11/98					
2.2 i 4WD	96	06/96→03/99					
2.2 i 4WD (BD7)	94	09/94→03/99					
2.5 i 4WD	110	06/96→03/99					
<b>SUBARU - LEGACY II Station Wagon (BG) 02/94→12/99</b>							
<b>Zubehörsatz, Bremsbacken</b>							
2.0 i	85	09/94→11/98	➔			03.0137-9192.2 669192	AKE
2.0 i 4WD	85	09/94→11/98					
2.2 i 4WD	96	06/96→11/98					
2.2 i 4WD (BG7)	94	02/94→12/98	➔	→ 11/98		03.0137-9192.2 669192	AKE
↓							














	kW				#		
<b>SUBARU - LEGACY II Station Wagon (BG) 02/94→12/99</b>							
 <b>Bremstrommel</b>							
2.0 i	85	09/94→11/98	➔			24.0222-8023.1 480094	Ø 229,0 x 43,5 / 230
2.0 i 4WD	85	09/94→11/98					
2.2 i 4WD	96	06/96→11/98					
2.2 i 4WD (BG7)	94	02/94→12/98	➔	→ 11/98		24.0222-8023.1 480094	Ø 229,0 x 43,5 / 230
 <b>Bremsbackensatz</b>							
2.0 i	85	09/94→11/98	➔			03.0137-0302.2 650302	AKE Ø 229 x 37
2.0 i 4WD	85	09/94→11/98					
2.2 i 4WD	96	06/96→11/98					
2.2 i 4WD (BG7)	94	02/94→12/98	➔	→ 11/98		03.0137-0302.2 650302	AKE Ø 229 x 37
 <b>Bremsbackensatz, Feststellbremse</b>							
2.0 i	85	09/94→11/98	➔			03.0137-3010.2 653010	Ø 170 x 32 - HEB
2.0 i 4WD	85	09/94→11/98					
2.2 i 4WD	96	06/96→11/98					
2.5 i 4WD	110	06/96→11/98					
2.2 i 4WD (BG7)	94	02/94→12/98	➔	→ 11/98		03.0137-3010.2 653010	Ø 170 x 32 - HEB
<b>SUBARU - LEGACY IV (BL) 09/03→12/15</b>							
 <b>Bremsbackensatz, Feststellbremse</b>							
2.0 AWD	121	06/05→04/09				03.0137-3043.2 653043	Ø 170 x 36 - HEB
2.0 AWD (BL5)	101	09/03→10/05					
2.5 AWD (BL9)	121	09/03→04/09					
3.0 R AWD (BLE)	180	09/03→06/09					
2.0 D AWD	110	02/08→12/09		→ 04/09		03.0137-3043.2 653043	Ø 170 x 36 - HEB
2.0 R AWD	110	09/07→12/09					
2.5 i AWD (BL9)	127	09/07→12/09					
<b>SUBARU - LEGACY IV Station Wagon (BP) 09/03→12/09</b>							
 <b>Bremsbackensatz, Feststellbremse</b>							
2.0 AWD (BP5)	101	09/03→10/05				03.0137-3043.2 653043	Ø 170 x 36 - HEB
2.0 AWD (BP5)	121	06/05→04/09					
2.5 AWD (BP9)	121	09/03→04/09					
3.0 R AWD (BPE)	180	09/03→04/09					
2.0 D AWD	110	02/08→12/09		→ 04/09		03.0137-3043.2 653043	Ø 170 x 36 - HEB
2.0 R AWD	110	09/07→12/09					
2.5 i AWD	127	01/08→12/09					
<b>SUBARU - LEGACY V (BM) 05/09→</b>							
 <b>Bremsbackensatz, Feststellbremse</b>							
2.0 D AWD	110	09/09→12/14				03.0137-3015.2 653015	Ø 190 x 32 - HEB
2.0 i AWD	110	09/09→12/14					
2.0 i LPG AWD	108	09/09→12/11					
2.5 GT AWD (BM9)	195	07/10→12/14					
2.5 i AWD (BM9)	123	09/09→12/14					
<b>Zubehörsatz, Feststellbremsbacken</b>							
2.0 D AWD	110	09/09→12/14				03.0137-9307.2 669307	
2.0 i AWD	110	09/09→12/14					
2.0 i LPG AWD	108	09/09→12/11					
2.5 GT AWD (BM9)	195	07/10→12/14					
2.5 i AWD (BM9)	123	09/09→12/14					
<b>SUBARU - LEGACY V Station Wagon (BR) 06/08→12/14</b>							
 <b>Bremsbackensatz, Feststellbremse</b>							
2.0 D AWD	108	01/13→12/14				03.0137-3015.2 653015	Ø 190 x 32 - HEB
2.0 D AWD	110	09/09→12/14					
2.0 i AWD	110	09/09→12/14					
2.0 i AWD	110	06/12→12/14					
2.0 i LPG AWD	108	09/09→12/11					
2.5 GT AWD (BR9)	195	07/10→12/14					
2.5 i AWD (BR9)	123	09/09→12/14					
2.5 i AWD (BRM)	127	07/12→12/14					
<b>Zubehörsatz, Feststellbremsbacken</b>							
2.0 D AWD	108	01/13→12/14				03.0137-9307.2 669307	
2.0 D AWD	110	09/09→12/14					
2.0 i AWD	110	09/09→12/14					
2.0 i AWD	110	06/12→12/14					
2.0 i LPG AWD	108	09/09→12/11					
2.5 GT AWD (BR9)	195	07/10→12/14					
2.5 i AWD (BR9)	123	09/09→12/14					
2.5 i AWD (BRM)	127	07/12→12/14					














	kw				!#		
<b>SUBARU - LEGACY OUTBACK (BG) 01/96→12/99</b>							
 <b>Bremsbackensatz, Feststellbremse</b>							
2.5 (BG9)	110	01/96→12/99	➔	06/96→11/98		03.0137-3010.2 653010	Ø 170 x 32 - HEB
<b>SUBARU - OUTBACK (BL, BP) 09/03→06/10</b>							
 <b>Bremsbackensatz, Feststellbremse</b>							
2.0 D AWD	110	09/08→09/09		→ 04/09		03.0137-3043.2 653043	Ø 170 x 36 - HEB
2.5 AWD (BP9)	121	11/03→09/09					
2.5 AWD	127	09/08→09/09		→ 06/09		03.0137-3043.2 653043	Ø 170 x 36 - HEB
3.0 AWD (BPE)	180	11/03→09/09					
<b>SUBARU - OUTBACK (BR) 09/09→</b>							
 <b>Bremsbackensatz, Feststellbremse</b>							
2.0 D AWD	108	01/13→				03.0137-3015.2 653015	Ø 190 x 32 - HEB
2.0 D AWD (BRD)	110	09/09→					
2.5 i AWD (BR9)	123	09/09→					
3.6 R AWD (BRF)	191	09/09→					
3.6 AWD	182	06/11→		→ 12/14		03.0137-3015.2 653015	Ø 190 x 32 - HEB
<b>Zubehörsatz, Feststellbremsbacken</b>							
2.0 D AWD	108	01/13→				03.0137-9307.2 669307	
2.0 D AWD (BRD)	110	09/09→					
2.5 i AWD (BR9)	123	09/09→					
3.6 R AWD (BRF)	191	09/09→					
3.6 AWD	182	06/11→		→ 12/14		03.0137-9307.2 669307	
<b>SUBARU - TREZIA 11/10→</b>							
 <b>Seilzug, Feststellbremse</b>							
1.3 (NSP120X)	73	03/11→	➔	<input type="checkbox"/> ; Scheibenbremse		24.3727-1966.2 581966	L= 1.697
1.4 D	66	03/11→	➔	<input checked="" type="checkbox"/> ; Scheibenbremse		24.3727-1967.2 581967	L= 1.739
<b>SUBARU - XV (GP) 12/11→</b>							
 <b>Bremsbackensatz, Feststellbremse</b>							
1.6 i AWD (GP3)	84	03/12→	➔			03.0137-3045.2 653045	Ø 170 x 35 - HEB
2.0 D AWD	80	03/12→					
2.0 D AWD (GPD)	108	03/12→					
2.0 Hybrid AWD	110	07/14→					
2.0 i AWD (GP7)	110	03/12→					
<b>SUBARU - XV (GT) 04/17→</b>							
 <b>Bremsbackensatz, Feststellbremse</b>							
2.0 i AWD (GT7)	115	03/17→	➔			03.0137-3045.2 653045	Ø 170 x 35 - HEB
<b>SUZUKI - ALTO (EF) 10/93→09/98</b>							
 <b>Radbremszylinder</b>							
1.0 (SH410)	39	09/94→09/98	➔			24.3217-1738.3 020577	Ø 17,46 ALU
<b>Zubehörsatz, Bremsbacken</b>							
0.8	25	11/93→06/96	➔			03.0137-9127.2 669127	
0.8	29	11/94→06/96					
1.0 (SH410)	39	09/94→09/98					
 <b>Bremstrommel</b>							
1.0 (SH410)	39	09/94→09/98	➔			24.0218-0047.1 480194	Ø 180,0 x 44,2 / 182 - RLG / - ABS Ring
 <b>Bremsbackensatz</b>							
0.8	25	11/93→06/96	➔			03.0137-0222.2 650222	Ø 180 x 31
0.8	29	11/94→06/96					
1.0 (SH410)	39	09/94→09/98	➔			03.0137-0470.2 650470	Ø 180 x 31 - HEB
<b>SUZUKI - ALTO (FF) 09/04→12/09</b>							
 <b>Radbremszylinder</b>							
1.1 (RF410)	46	09/04→12/08	➔			24.3215-1702.3 020494	Ø 15,87 ALU
<b>Zubehörsatz, Bremsbacken</b>							
1.1 (RF410)	46	09/04→12/08	➔			03.0137-9127.2 669127	
↓							













	kw				!#		
<b>SUZUKI - ALTO (FF) 09/04→12/09</b>							
 <b>Bremstrommel</b>							
1.1 (RF410)	46	09/04→12/08	➔			24.0218-0047.1 480194	Ø 180,0 x 44,2 / 182 - RLG / - ABS Ring
 <b>Bremsbackensatz</b>							
1.1 (RF410)	46	09/04→12/08	➔			03.0137-0425.2 650425	Ø 180 x 26 - HEB
<b>SUZUKI - ALTO (GF) 01/09→</b>							
 <b>Radbremszylinder</b>							
1.0 (AMF310)	50	01/09→	➔			24.3219-1765.3 020547	Ø 19,05 ALU
 <b>Bremsbackensatz</b>							
1.0 (AMF310)	50	01/09→	➔			03.0137-0503.2 650503	Ø 180 x 26 - HEB
<b>SUZUKI - ALTO (HA12, HA23) 10/97→09/04</b>							
 <b>Radbremszylinder</b>							
1.0	43	01/00→06/02	➔			24.3217-1738.3 020577	Ø 17,46 ALU
<b>Zubehörsatz, Bremsbacken</b>							
1.0	43	01/00→06/02	➔			03.0137-9127.2 669127	
 <b>Bremstrommel</b>							
1.0	43	01/00→06/02	➔			24.0218-0047.1 480194	Ø 180,0 x 44,2 / 182 - RLG / - ABS Ring
 <b>Bremsbackensatz</b>							
1.0	43	01/00→06/02	➔			03.0137-0470.2 650470	Ø 180 x 31 - HEB
<b>SUZUKI - BALENO (EG) 03/95→12/09</b>							
 <b>Radbremszylinder</b>							
1.3 (SY413)	52	09/96→05/02	➔	<input type="checkbox"/>		24.3217-1725.3 020512	Ø 17,46 ALU
1.3 i 16V (SY413)	63	07/95→05/02	➔	<input type="checkbox"/>		24.3217-1726.3 020513	Ø 17,46 ALU
1.6 i 16V (SY416)	72	07/95→05/02	➔	<input type="checkbox"/>			
1.6 i 16V 4x4 (SY416)	72	07/95→05/02	➔	<input type="checkbox"/>			
<b>Zubehörsatz, Bremsbacken</b>							
1.3 (SY413)	52	09/96→05/02	➔			03.0137-9271.2 669271	
1.3 i 16V (SY413)	63	07/95→05/02	➔				
1.6 i 16V (SY416)	72	07/95→05/02	➔				
1.6 i 16V 4x4 (SY416)	72	07/95→05/02	➔				
 <b>Bremstrommel</b>							
1.3 (SY413)	52	09/96→05/02	➔			24.0220-0044.1 480192	Ø 200,0 x 40,2 / 202
1.3 i 16V (SY413)	63	07/95→05/02	➔				
1.6 i 16V (SY416)	72	07/95→05/02	➔				
1.6 i 16V 4x4 (SY416)	72	07/95→05/02	➔				
 <b>Bremsbackensatz</b>							
1.3 (SY413)	52	09/96→05/02	➔			03.0137-0315.2 650315	Ø 200 x 32
1.3 i 16V (SY413)	63	07/95→05/02	➔				
1.6 i 16V (SY416)	72	07/95→05/02	➔				
1.6 i 16V 4x4 (SY416)	72	07/95→05/02	➔				
 <b>Seilzug, Feststellbremse</b>							
1.3 (SY413)	52	09/96→05/02	➔	<input type="checkbox"/>	Türenanzahl: 4; Trommelbremse	24.3727-2000.2 582000	L= 1.572
1.3 i 16V (SY413)	63	07/95→05/02	➔	<input type="checkbox"/>	Türenanzahl: 5; Trommelbremse	24.3727-2000.2 582000	L= 1.572
1.6 i 16V (SY416)	72	07/95→05/02	➔	<input type="checkbox"/>	Türenanzahl: 5; Trommelbremse	24.3727-2003.2 582003	L= 1.656
1.6 i 16V 4x4 (SY416)	72	07/95→05/02	➔	<input type="checkbox"/>	Türenanzahl: 4; Trommelbremse	24.3727-2003.2 582003	L= 1.656
<b>SUZUKI - BALENO Kombi (EG) 04/95→04/05</b>							
 <b>Radbremszylinder</b>							
1.3 16V (SY413)	63	03/97→05/02	➔	<input type="checkbox"/>		24.3217-1725.3 020512	Ø 17,46 ALU
1.6 i 16V (SY416)	72	08/96→05/02	➔	<input type="checkbox"/>		24.3217-1726.3 020513	Ø 17,46 ALU
1.6 i 16V (SY416)	73	08/96→05/02	➔	<input type="checkbox"/>			
1.6 i 16V 4x4 (SY416)	72	08/96→05/02	➔	<input type="checkbox"/>			
1.6 i 16V 4x4 (SY416)	73	08/96→05/02	➔	<input type="checkbox"/>			






























	kw				!#		
<b>SUZUKI - BALENO Kombi (EG) 04/95→04/05</b>							
<b>Zubehörsatz, Bremsbacken</b>							
1.3 16V (SY413)	63	03/97→05/02	➔			03.0137-9271.2	669271
1.6 i 16V (SY416)	72	08/96→05/02					
1.6 i 16V (SY416)	73	08/96→05/02					
1.6 i 16V 4x4 (SY416)	72	08/96→05/02					
1.6 i 16V 4x4 (SY416)	73	08/96→05/02					
<b> Bremstrommel</b>							
1.3 16V (SY413)	63	03/97→05/02	➔			24.0220-0044.1	480192
1.6 i 16V (SY416)	72	08/96→05/02					Ø 200,0 x 40,2 / 202
1.6 i 16V (SY416)	73	08/96→05/02					
1.6 i 16V 4x4 (SY416)	72	08/96→05/02					
1.6 i 16V 4x4 (SY416)	73	08/96→05/02					
<b> Bremsbackensatz</b>							
1.3 16V (SY413)	63	03/97→05/02	➔			03.0137-0315.2	650315
1.6 i 16V (SY416)	72	08/96→05/02					Ø 200 x 32
1.6 i 16V (SY416)	73	08/96→05/02					
1.6 i 16V 4x4 (SY416)	72	08/96→05/02					
1.6 i 16V 4x4 (SY416)	73	08/96→05/02					
<b> Seilzug, Feststellbremse</b>							
1.3 16V (SY413)	63	03/97→05/02	➔	<input type="checkbox"/> ; Türenanzahl: 4; Trommelbremse		24.3727-2000.2	582000
1.6 i 16V (SY416)	72	08/96→05/02	➔	<input type="checkbox"/> ; Türenanzahl: 5; Trommelbremse		24.3727-2000.2	582000
1.6 i 16V (SY416)	73	08/96→05/02	➔	<input type="checkbox"/> ; Türenanzahl: 5; Trommelbremse		24.3727-2003.2	582003
1.6 i 16V 4x4 (SY416)	72	08/96→05/02	➔	<input type="checkbox"/> ; Türenanzahl: 5; Trommelbremse		24.3727-2003.2	582003
1.6 i 16V 4x4 (SY416)	73	08/96→05/02	➔	<input type="checkbox"/> ; Türenanzahl: 4; Trommelbremse		24.3727-2003.2	582003
<b>SUZUKI - BALENO Schrägheck (EG) 03/95→05/02</b>							
<b> Radbremszylinder</b>							
1.3 (SY413)	52	09/96→05/02	➔	<input type="checkbox"/>		24.3217-1725.3	020512
1.3 i 16V (SY413)	63	07/95→05/02	➔	<input type="checkbox"/>		24.3217-1726.3	020513
1.6 i 16V (SY416)	72	07/95→05/02	➔	<input type="checkbox"/>			Ø 17,46 ALU
1.6 i 16V 4x4 (SY416)	72	07/95→05/02	➔	<input type="checkbox"/>			Ø 17,46 ALU
<b>Zubehörsatz, Bremsbacken</b>							
1.3 (SY413)	52	09/96→05/02	➔			03.0137-9271.2	669271
1.3 i 16V (SY413)	63	07/95→05/02					
1.6 i 16V (SY416)	72	07/95→05/02					
1.6 i 16V 4x4 (SY416)	72	07/95→05/02					
<b> Bremstrommel</b>							
1.3 (SY413)	52	09/96→05/02	➔			24.0220-0044.1	480192
1.3 i 16V (SY413)	63	07/95→05/02					Ø 200,0 x 40,2 / 202
1.6 i 16V (SY416)	72	07/95→05/02					
1.6 i 16V 4x4 (SY416)	72	07/95→05/02					
<b> Bremsbackensatz</b>							
1.3 (SY413)	52	09/96→05/02	➔			03.0137-0315.2	650315
1.3 i 16V (SY413)	63	07/95→05/02					Ø 200 x 32
1.6 i 16V (SY416)	72	07/95→05/02					
1.6 i 16V 4x4 (SY416)	72	07/95→05/02					
<b> Seilzug, Feststellbremse</b>							
1.3 (SY413)	52	09/96→05/02	➔	<input type="checkbox"/> ; Türenanzahl: 4; Trommelbremse		24.3727-2000.2	582000
1.3 i 16V (SY413)	63	07/95→05/02	➔	<input type="checkbox"/> ; Türenanzahl: 5; Trommelbremse		24.3727-2000.2	582000
1.6 i 16V (SY416)	72	07/95→05/02	➔	<input type="checkbox"/> ; Türenanzahl: 5; Trommelbremse		24.3727-2003.2	582003
1.6 i 16V 4x4 (SY416)	72	07/95→05/02	➔	<input type="checkbox"/> ; Türenanzahl: 4; Trommelbremse		24.3727-2003.2	582003
<b>SUZUKI - CARRY Bus 03/99→12/06</b>							
<b> Radbremszylinder</b>							
1.3	57	03/99→12/06	➔	<input type="checkbox"/> ; → 09/04		24.3219-1723.3	020427
			➔	<input type="checkbox"/> ; → 09/04		24.3219-1758.3	020527
<b>Zubehörsatz, Bremsbacken</b>							
1.3	57	03/99→12/06	➔	→ 09/04		03.0137-9190.2	669190
<b> Bremsbackensatz</b>							
1.3	57	03/99→12/06	➔	→ 09/04		03.0137-0287.2	650287
							Ø 220 x 36

	kw				!#		
<b>SUZUKI - CARRY Kasten (FD) 02/99→</b>							
 <b>Radbremszylinder</b>							
1.3 16 V (DA32V)	58	03/00→	➡	☐; → 09/04		24.3219-1723.3 020427	Ø 19,05 ALU
			➡	☐; → 09/04		24.3219-1758.3 020527	Ø 19,05 ALU
<b>Zubehörsatz, Bremsbacken</b>							
1.3 16 V (DA32V)	58	03/00→	➡	→ 09/04		03.0137-9190.2 669190	
 <b>Bremsbackensatz</b>							
1.3 16 V (DA32V)	58	03/00→	➡	→ 09/04		03.0137-0287.2 650287	Ø 220 x 36
<b>SUZUKI - CARRY Pritsche/Fahrgestell (FD, DA5_T, DA6_T) 02/99→</b>							
 <b>Radbremszylinder</b>							
1.3 4x4 (DA32T)	58	10/00→07/05	➡	☐; → 09/04		24.3219-1723.3 020427	Ø 19,05 ALU
			➡	☐; → 09/04		24.3219-1758.3 020527	Ø 19,05 ALU
<b>Zubehörsatz, Bremsbacken</b>							
1.3	56	10/00→09/04	➡			03.0137-9190.2 669190	
1.3 4x4 (DA32T)	58	10/00→07/05	➡	→ 09/04		03.0137-9190.2 669190	
 <b>Bremsbackensatz</b>							
1.3	56	10/00→09/04	➡			03.0137-0287.2 650287	Ø 220 x 36
1.3 4x4 (DA32T)	58	10/00→07/05	➡	→ 09/04		03.0137-0287.2 650287	Ø 220 x 36
<b>SUZUKI - CELERIO (LF) 02/14→</b>							
 <b>Bremsbackensatz</b>							
1.0 (AVK310)	50	03/14→	➡			03.0137-0534.2 650534	Ø 180 x 28 + HEB
<b>SUZUKI - GRAND VITARA I (FT, HT) 03/98→08/06</b>							
 <b>Radbremszylinder</b>							
1.6 4x4 (SQ 416)	69	03/98→07/03	➡	☐		24.3222-1727.3 020519	Ø 22,2 GG
1.6 4x4 (SQ 416)	71	09/03→09/05	➡	☐		24.3222-1728.3 020520	Ø 22,2 GG
1.6 4x4 (SQ 416)	73	02/00→09/02	➡	☐			
2.0 4x4 (SQ 420)	97	08/98→12/00	➡				
2.0 4x4 (SQ 420)	103	04/98→08/05	➡				
2.0 4x4 (TA52, TL52, SQ 420)	94	03/98→07/03	➡				
2.0 HDI 110 16V 4x4 (SQ 420D)	80	07/01→09/05	➡				
2.0 HDI 110 4x4 (SQ 420D)	80	07/01→09/05	➡				
2.0 TD 4x4 (SQ 420D)	63	04/00→09/05	➡				
2.0 TD 4x4 (SQ 420D)	64	03/98→07/03	➡				
2.5 V6 24V 4x4 (SQ 625)	116	04/01→07/03	➡				
2.7 4x4 (JA 627)	127	09/01→07/03	➡				
2.7 4x4 (TX92, JA 627)	135	04/03→07/03	➡				
2.5 V6 24V 4x4 (TD62, SQ 625)	106	04/98→07/03	➡	☐; → 09/00		24.3222-1727.3 020519	Ø 22,2 GG
			➡	☐; → 09/00		24.3222-1728.3 020520	Ø 22,2 GG
2.7 (JA 627)	127	06/01→08/03	➡	☐; 09/01→		24.3222-1727.3 020519	Ø 22,2 GG
			➡	☐; 09/01→		24.3222-1728.3 020520	Ø 22,2 GG
2.7 (JA 627)	135	09/03→08/06	➡	☐; → 09/05		24.3222-1727.3 020519	Ø 22,2 GG
			➡	☐; → 09/05		24.3222-1728.3 020520	Ø 22,2 GG
 <b>Bremsbackensatz</b>							
1.6 4x4 (SQ 416)	69	03/98→07/03	➡			03.0137-0433.2 650433	Ø 220 x 42 - HEB
1.6 4x4 (SQ 416)	71	09/03→09/05	➡				
1.6 4x4 (SQ 416)	73	02/00→09/02	➡				
2.0 4x4 (SQ 420)	97	08/98→12/00	➡				
2.0 4x4 (SQ 420)	103	04/98→08/05	➡				
2.0 4x4 (TA52, TL52, SQ 420)	94	03/98→07/03	➡				
2.0 HDI 110 16V 4x4 (SQ 420D)	80	07/01→09/05	➡				
2.0 HDI 110 4x4 (SQ 420D)	80	07/01→09/05	➡				
2.0 TD 4x4 (SQ 420D)	63	04/00→09/05	➡				
2.0 TD 4x4 (SQ 420D)	64	03/98→07/03	➡				
2.5 V6 24V 4x4 (SQ 625)	116	04/01→07/03	➡				
↓							










	kW				!#		
<b>SUZUKI - GRAND VITARA I (FT, HT) 03/98→08/06</b>							
 <b>Bremsbackensatz</b>							
2.5 V6 24V 4x4 (TD62, SQ 625)	106	04/98→07/03	➔	→ 09/00		03.0137-0433.2 650433	Ø 220 x 42 - HEB
<b>SUZUKI - GRAND VITARA I Cabriolet (GT) 03/98→09/05</b>							
 <b>Radbremsszylinder</b>							
1.6 4x4 (SQ 416)	69	03/98→07/03	➔	☐		24.3222-1727.3 020519	Ø 22,2 GG
2.0 4x4 (SQ 420)	94	03/98→07/03	➔	☐		24.3222-1728.3 020520	Ø 22,2 GG
 <b>Bremsbackensatz</b>							
1.6 4x4 (SQ 416)	69	03/98→07/03	➔			03.0137-0433.2 650433	Ø 220 x 42 - HEB
2.0 4x4 (SQ 420)	94	03/98→07/03	➔				
<b>SUZUKI - GRAND VITARA II (JT, TE, TD) 04/05→02/15</b>							
 <b>Radbremsszylinder</b>							
1.6 (JB416)	78	10/05→02/15	➔	☐; → 02/15		24.3222-1727.3 020519	Ø 22,2 GG
			➔	☐; → 02/15		24.3222-1728.3 020520	Ø 22,2 GG
1.6 Allrad (JB416)	78	04/05→02/15	➔	☐		24.3222-1727.3 020519	Ø 22,2 GG
1.9 DDiS (JB419WD, JB419XD)	95	03/06→08/08	➔	☐		24.3222-1728.3 020520	Ø 22,2 GG
2.0 Allrad (TD54, JB420)	103	10/05→02/15	➔				
2.7 Allrad (JB627)	136	01/07→12/08	➔				
1.9 DDiS Allrad (JT419, TD44, JB419WD, JB419XD)	95	10/05→02/15	➔	☐; → 08/08		24.3222-1727.3 020519	Ø 22,2 GG
			➔	☐; → 08/08		24.3222-1728.3 020520	Ø 22,2 GG
2.0 (JB420)	103	10/05→02/15	➔	☐; → 12/11		24.3222-1727.3 020519	Ø 22,2 GG
			➔	☐; → 12/11		24.3222-1728.3 020520	Ø 22,2 GG
2.7 (JB627)	138	09/05→12/08	➔	☐; 10/05→ 08/08		24.3222-1727.3 020519	Ø 22,2 GG
			➔	☐; 10/05→ 08/08		24.3222-1728.3 020520	Ø 22,2 GG
2.7 Allrad (JB627)	138	04/05→08/08	➔	☐; 10/05→		24.3222-1727.3 020519	Ø 22,2 GG
			➔	☐; 10/05→		24.3222-1728.3 020520	Ø 22,2 GG
<b>Zubehörsatz, Bremsbacken</b>							
1.6 (JB416)	78	10/05→02/15	➔	→ 02/15; Baumuster: Grand Vitara		03.0137-9289.2 669289	
1.6 Allrad (JB416)	78	04/05→02/15	➔			03.0137-9289.2 669289	
1.9 DDiS (JB419WD, JB419XD)	95	03/06→08/08	➔				
1.9 DDiS Allrad (JT419, TD44, JB419WD, JB419XD)	95	10/05→02/15	➔				
 <b>Bremsbackensatz</b>							
1.6 (JB416)	78	10/05→02/15	➔	→ 12/07; Baumuster: Grand Escudo		03.0137-0433.2 650433	Ø 220 x 42 - HEB
			➔	→ 02/15; Baumuster: Grand Vitara		03.0137-0499.2 650499	Ø 254 x 41 - HEB
1.6 Allrad (JB416)	78	04/05→02/15	➔			03.0137-0499.2 650499	Ø 254 x 41 - HEB
1.9 DDiS (JB419WD, JB419XD)	95	03/06→08/08	➔				
1.9 DDiS Allrad (JT419, TD44, JB419WD, JB419XD)	95	10/05→02/15	➔				
2.0 (JB420)	103	10/05→02/15	➔	→ 12/11		03.0137-0433.2 650433	Ø 220 x 42 - HEB
2.0 Allrad (TD54, JB420)	103	10/05→02/15	➔			03.0137-0433.2 650433	Ø 220 x 42 - HEB
2.7 Allrad (JB627)	136	01/07→12/08	➔				
2.7 (JB627)	138	09/05→12/08	➔	10/05→ 08/08		03.0137-0433.2 650433	Ø 220 x 42 - HEB
2.7 Allrad (JB627)	138	04/05→08/08	➔	10/05→		03.0137-0433.2 650433	Ø 220 x 42 - HEB
 <b>Bremsbackensatz, Feststellbremse</b>							
2.4 (JB424)	124	09/09→02/15				03.0137-3046.2 653046	Ø 200 x 37 - HEB
2.4 Allrad (JB424)	124	01/09→02/15					
2.4 Allrad (JT424, JB424)	122	01/09→02/15					
3.2 Allrad (JB632)	165	06/08→02/15					
3.2 Allrad (TDB4, JT632, JB632)	171	01/09→02/15					
<b>SUZUKI - IGNIS I (FH) 10/00→12/05</b>							
 <b>Radbremsszylinder</b>							
1.3 (HV51, HX51, RG413)	61	10/00→09/03	➔	→ 08/03		24.3215-1702.3 020494	Ø 15,87 ALU












	kW				!#		
<b>SUZUKI - IGNIS I (FH) 10/00→12/05</b>							
 <b>Radbremsszylinder</b>							
1.3 4WD (RG413)	61	10/00→09/03	➔	→ 08/03		24.3215-1702.3 020494	Ø 15,87 ALU
<b>Zubehörsatz, Bremsbacken</b>							
1.3 (HV51, HX51, RG413)	61	10/00→09/03	➔	→ 08/03		03.0137-9127.2 669127	
1.3 4WD (RG413)	61	10/00→09/03					
 <b>Bremsbackensatz</b>							
1.3 (HV51, HX51, RG413)	61	10/00→09/03	➔	→ 08/03		03.0137-0425.2 650425	Ø 180 x 26 - HEB
1.3 4WD (RG413)	61	10/00→09/03					
<b>SUZUKI - IGNIS II (MH) 09/03→</b>							
 <b>Radbremsszylinder</b>							
1.3 (RM413)	69	09/03→	➔	→ 12/12		24.3215-1702.3 020494	Ø 15,87 ALU
1.3 4x4 (RM413)	69	09/03→					
1.5 (RM415)	73	09/03→					
1.5 4x4 (RM415)	73	09/03→					
1.3 DDiS (RM413D)	51	09/03→	➔	→ 12/12		24.3215-1701.3 020493	Ø 15,87 ALU
1.5 Sport (RM415)	80	12/03→	➔	→ 12/12; für Fahrzeuge ohne Sportfahrwerk		24.3215-1702.3 020494	Ø 15,87 ALU
<b>Zubehörsatz, Bremsbacken</b>							
1.3 (RM413)	69	09/03→	➔	→ 12/12		03.0137-9300.2 669300	
1.3 4x4 (RM413)	69	09/03→					
1.3 DDiS (RM413D)	51	09/03→					
1.5 (RM415)	73	09/03→					
1.5 4x4 (RM415)	73	09/03→					
1.5 Sport (RM415)	80	12/03→	➔	→ 12/12; für Fahrzeuge ohne Sportfahrwerk		03.0137-9300.2 669300	
 <b>Bremsbackensatz</b>							
1.3 (RM413)	69	09/03→	➔	→ 12/12		03.0137-0465.2 650465	Ø 200 x 29 + HEB
1.3 4x4 (RM413)	69	09/03→					
1.5 (RM415)	73	09/03→					
1.5 4x4 (RM415)	73	09/03→					
1.3 DDiS (RM413D)	51	09/03→	➔	→ 12/12		03.0137-0465.2 650465	Ø 200 x 29 + HEB
						03.0520-1415.3 691415	Ø 200 x 29 Ø 15,87 + RZ / + Zub TopKit
1.5 Sport (RM415)	80	12/03→	➔	→ 12/12; für Fahrzeuge ohne Sportfahrwerk		03.0137-0465.2 650465	Ø 200 x 29 + HEB
<b>SUZUKI - JIMNY Geländewagen geschlossen (SN) 07/98→</b>							
 <b>Radbremsszylinder</b>							
1.3 (SN413)	63	08/04→	➔	☐		24.3219-1723.3 020427	Ø 19,05 ALU
1.3 16V (SN413)	59	09/98→					
1.3 16V (SN413)	60	02/01→	➔	☐		24.3219-1758.3 020527	Ø 19,05 ALU
1.3 16V 4WD (SN413)	59	09/98→					
1.3 16V 4WD (SN413)	60	02/01→					
1.3 16V 4x4 (SN413)	63	08/05→					
1.3 4WD (SN413)	62	05/14→					
1.3 4x4 (SN413)	63	09/98→08/00					
1.5 DDiS 4WD (SN415D)	48	12/03→					
1.5 DDiS 4x4	63	08/05→					
<b>Zubehörsatz, Bremsbacken</b>							
1.3 (SN413)	63	08/04→	➔			03.0137-9128.2 669128	
1.3 16V (SN413)	59	09/98→					
1.3 16V (SN413)	60	02/01→					
1.3 16V 4WD (SN413)	59	09/98→					
1.3 16V 4WD (SN413)	60	02/01→					
1.3 16V 4x4 (SN413)	63	08/05→					
1.3 4WD (SN413)	62	05/14→					
1.3 4x4 (SN413)	63	09/98→08/00					
1.5 DDiS 4WD (SN415D)	48	12/03→					
1.5 DDiS 4x4	63	08/05→					
 <b>Bremsbackensatz</b>							
1.3 (SN413)	63	08/04→	➔			03.0137-0287.2 650287	Ø 220 x 36
1.3 16V (SN413)	59	09/98→					
1.3 16V (SN413)	60	02/01→					
1.3 16V 4WD (SN413)	59	09/98→					
1.3 16V 4WD (SN413)	60	02/01→					
1.3 16V 4x4 (SN413)	63	08/05→					

	kW					#		
<b>SUZUKI - JIMNY Geländewagen geschlossen (SN) 07/98→</b>								
 <b>Bremsbackensatz</b>								
1.3 4WD (SN413)	62	05/14→	➔				03.0137-0287.2 650287	Ø 220 x 36
1.3 4x4 (SN413)	63	09/98→08/00						
1.5 DDiS 4WD (SN415D)	48	12/03→						
1.5 DDiS 4x4	63	08/05→						
<b>SUZUKI - JIMNY Geländewagen offen (SN) 01/98→</b>								
 <b>Radbremsszylinder</b>								
1.3 (SN413)	63	08/04→	➔	☐			24.3219-1723.3 020427	Ø 19,05 ALU
1.3 16V 4WD (SN413)	59	09/98→						
1.3 4WD (SN413)	63	03/13→	➔	☐			24.3219-1758.3 020527	Ø 19,05 ALU
 <b>Bremsbackensatz</b>								
1.3 (SN413)	63	08/04→	➔				03.0137-0287.2 650287	Ø 220 x 36
1.3 16V 4WD (SN413)	59	09/98→						
1.3 4WD (SN413)	63	03/13→						
<b>SUZUKI - LIANA (ER, RH_) 10/01→</b>								
 <b>Radbremsszylinder</b>								
1.3 (RH 413)	66	03/02→	➔	☐; → 12/07			24.3217-1725.3 020512	Ø 17,46 ALU
1.4 DDiS (RH 414D)	66	04/04→						
1.6 (RH 416)	76	03/02→	➔	☐; → 12/07			24.3217-1726.3 020513	Ø 17,46 ALU
1.6 (RH 416)	79	01/05→						
1.6 4WD (RH 416)	76	03/02→						
1.6 4WD (RH 416)	78	04/02→						
1.6 i (RH416)	78	04/02→						
1.5 (RH415)	81	04/04→11/07	➔	☐; 01/05→			24.3217-1725.3 020512	Ø 17,46 ALU
			➔	☐; 01/05→			24.3217-1726.3 020513	Ø 17,46 ALU
1.6 4WD (RH 416)	79	01/05→12/07	➔	☐			24.3217-1725.3 020512	Ø 17,46 ALU
			➔	☐			24.3217-1726.3 020513	Ø 17,46 ALU
<b>Zubehörsatz, Bremsbacken</b>								
1.3 (RH 413)	66	03/02→	➔	→ 12/07			03.0137-9271.2 669271	
1.4 DDiS (RH 414D)	66	04/04→						
1.6 (RH 416)	76	03/02→						
1.6 (RH 416)	79	01/05→						
1.6 4WD (RH 416)	76	03/02→						
1.6 4WD (RH 416)	78	04/02→						
1.6 i (RH416)	78	04/02→						
1.5 (RH415)	81	04/04→11/07	➔	01/05→			03.0137-9271.2 669271	
1.6 4WD (RH 416)	79	01/05→12/07	➔				03.0137-9271.2 669271	
 <b>Bremstrommel</b>								
1.3 (RH 413)	66	03/02→	➔	→ 12/07			24.0220-0044.1 480192	Ø 200,0 x 40,2 / 202
1.4 DDiS (RH 414D)	66	04/04→						
1.6 (RH 416)	76	03/02→						
1.6 (RH 416)	79	01/05→						
1.6 4WD (RH 416)	76	03/02→						
1.6 4WD (RH 416)	78	04/02→						
1.6 i (RH416)	78	04/02→						
1.5 (RH415)	81	04/04→11/07	➔	01/05→			24.0220-0044.1 480192	Ø 200,0 x 40,2 / 202
1.6 4WD (RH 416)	79	01/05→12/07	➔				24.0220-0044.1 480192	Ø 200,0 x 40,2 / 202
 <b>Bremsbackensatz</b>								
1.3 (RH 413)	66	03/02→	➔	→ 12/07			03.0137-0315.2 650315	Ø 200 x 32
1.4 DDiS (RH 414D)	66	04/04→						
1.6 (RH 416)	76	03/02→						
1.6 (RH 416)	79	01/05→						
1.6 4WD (RH 416)	76	03/02→						
1.6 4WD (RH 416)	78	04/02→						
1.6 i (RH416)	78	04/02→						
1.5 (RH415)	81	04/04→11/07	➔	01/05→			03.0137-0315.2 650315	Ø 200 x 32
1.6 4WD (RH 416)	79	01/05→12/07	➔				03.0137-0315.2 650315	Ø 200 x 32
<b>SUZUKI - LIANA Schrägheck 06/01→</b>								
 <b>Radbremsszylinder</b>								
1.3	66	07/01→12/07	➔	☐			24.3217-1725.3 020512	Ø 17,46 ALU
1.4 DDiS	66	04/04→12/07						
1.6	76	07/01→12/07	➔	☐			24.3217-1726.3 020513	Ø 17,46 ALU
1.6	79	01/05→12/07						
1.6 4WD	76	07/01→12/07						
1.6 4WD	78	04/02→12/07						
↓								












	kw				#		
<b>SUZUKI - LIANA Schrägheck 06/01 →</b>							
 <b>Radbremszylinder</b>							
1.6 4WD	79	01/05 → 12/07	→	<input type="checkbox"/>		24.3217-1725.3 020512	Ø 17,46 ALU
1.6 i (RH416)	78	04/02 → 12/07	→	<input type="checkbox"/>		24.3217-1726.3 020513	Ø 17,46 ALU
<b>Zubehörsatz, Bremsbacken</b>							
1.3	66	07/01 → 12/07	→			03.0137-9271.2 669271	
1.4 DDiS	66	04/04 → 12/07					
1.6	76	07/01 → 12/07					
1.6	79	01/05 → 12/07					
1.6 4WD	76	07/01 → 12/07					
1.6 4WD	78	04/02 → 12/07					
1.6 4WD	79	01/05 → 12/07					
1.6 i (RH416)	78	04/02 → 12/07					
 <b>Bremstrommel</b>							
1.3	66	07/01 → 12/07	→			24.0220-0044.1 480192	Ø 200,0 x 40,2 / 202
1.4 DDiS	66	04/04 → 12/07					
1.6	76	07/01 → 12/07					
1.6	79	01/05 → 12/07					
1.6 4WD	76	07/01 → 12/07					
1.6 4WD	78	04/02 → 12/07					
1.6 4WD	79	01/05 → 12/07					
1.6 i (RH416)	78	04/02 → 12/07					
 <b>Bremsbackensatz</b>							
1.3	66	07/01 → 12/07	→			03.0137-0315.2 650315	Ø 200 x 32
1.4 DDiS	66	04/04 → 12/07					
1.6	76	07/01 → 12/07					
1.6	79	01/05 → 12/07					
1.6 4WD	76	07/01 → 12/07					
1.6 4WD	78	04/02 → 12/07					
1.6 4WD	79	01/05 → 12/07					
1.6 i (RH416)	78	04/02 → 12/07					
<b>SUZUKI - SAMURAI Geländewagen geschlossen (SJ) 11/88 → 12/04</b>							
 <b>Radbremszylinder</b>							
1.3 Allrad (SJ 413)	51	11/88 → 12/04	→	<input type="checkbox"/> ; 11/98 →		24.3222-1738.3 020564	Ø 22,2 ALU
			→	<input type="checkbox"/> ; 11/98 →		24.3222-1739.3 020565	Ø 22,2 ALU
1.3 Allrad (SJ 413)	59	01/00 → 12/04	→	<input type="checkbox"/> ; 09/00 →		24.3222-1738.3 020564	Ø 22,2 ALU
			→	<input type="checkbox"/> ; 09/00 →		24.3222-1739.3 020565	Ø 22,2 ALU
 <b>Bremsbackensatz</b>							
1.0 Allrad (SJ 410)	33	11/88 → 12/04	→	→ 12/92		03.0137-0306.2 650306	Ø 220 x 40
1.3 Allrad (SJ 413)	44	11/88 → 12/04					
1.3 Allrad (SJ 413)	47	11/88 → 12/04					
1.3 Allrad (SJ 413)	51	11/88 → 12/04					
<b>SUZUKI - SPLASH (EX) 01/08 →</b>							
 <b>Radbremszylinder</b>							
1.0 (A5B 310)	48	01/08 →	→			24.3219-1756.3 020511	BOS Ø 19,05 ALU
1.0 (A5B 310)	50	06/11 →					
1.2 (A5B 412)	63	01/08 →					
1.2 VVT (A5B 412)	66	06/11 →					
1.2 VVT (A5B 412)	67	08/12 →					
1.2 VVT (A5B 412)	69	09/10 →					
1.3 CDTI (A5B 413D)	55	01/08 →					
<b>Zubehörsatz, Bremsbacken</b>							
1.0 (A5B 310)	48	01/08 →	→			03.0137-9287.2 669287	BOS
1.0 (A5B 310)	50	06/11 →					
1.2 (A5B 412)	63	01/08 →					
1.2 VVT (A5B 412)	66	06/11 →					
1.2 VVT (A5B 412)	67	08/12 →					
1.2 VVT (A5B 412)	69	09/10 →					
1.3 CDTI (A5B 413D)	55	01/08 →					
 <b>Bremsbackensatz</b>							
1.0 (A5B 310)	48	01/08 →	→			03.0137-0466.2 650466	BOS Ø 200 x 32 + HEB
1.0 (A5B 310)	50	06/11 →				03.0520-6919.3 696919	BOS Ø 200 x 32 Ø 19,05 + RZ / + Zub TopKit
1.2 (A5B 412)	63	01/08 →					
1.2 VVT (A5B 412)	66	06/11 →					
1.2 VVT (A5B 412)	67	08/12 →					
1.2 VVT (A5B 412)	69	09/10 →					
1.3 CDTI (A5B 413D)	55	01/08 →					














	kw				!#		
<b>SUZUKI - SPLASH (EX) 01/08→</b>							
 <b>Seilzug, Feststellbremse</b>							
1.0 (A5B 310)	48	01/08→	➡	<input type="checkbox"/> ; Trommelbremse		24.3727-0792.2 580792	L= 1.600
1.0 (A5B 310)	50	06/11→	➡	<input type="checkbox"/> ; Trommelbremse		24.3727-0793.2 580793	L= 1.600
1.2 (A5B 412)	63	01/08→	➡	<input type="checkbox"/> ; Trommelbremse			
1.2 VVT (A5B 412)	66	06/11→	➡				
1.2 VVT (A5B 412)	67	08/12→	➡				
1.2 VVT (A5B 412)	69	09/10→	➡				
1.3 CDTI (A5B 413D)	55	01/08→	➡				
<b>SUZUKI - SWIFT II Schrägheck (EA, MA) 03/89→12/05</b>							
 <b>Radbremszylinder</b>							
1.0 (SF310, AA44)	37	03/89→05/01	➡	<input type="checkbox"/> ; 08/92→; → 320339; + ABS; Türenanzahl: 4		24.3217-1725.3 020512	Ø 17,46 ALU
			➡	<input type="checkbox"/> ; 08/92→; → 320339; + ABS; Türenanzahl: 4		24.3217-1726.3 020513	Ø 17,46 ALU
1.0 i (SF310, AA44)	39	01/95→12/05	➡	11/96→ 12/04		24.3215-1704.3 020532	Ø 15,87 GG
			➡	<input type="checkbox"/> ; → 320339; + ABS; Türenanzahl: 4		24.3217-1725.3 020512	Ø 17,46 ALU
			➡	<input type="checkbox"/> ; → 320339; + ABS; Türenanzahl: 4		24.3217-1726.3 020513	Ø 17,46 ALU
1.3 (SF413, AB35)	50	03/89→05/01	➡	11/96→; Türenanzahl: 3		24.3215-1704.3 020532	Ø 15,87 GG
			➡	11/96→; Türenanzahl: 2		24.3215-1704.3 020532	Ø 15,87 GG
			➡	11/96→; Türenanzahl: 5		24.3215-1704.3 020532	Ø 15,87 GG
			➡	<input type="checkbox"/> ; 11/96→; Türenanzahl: 4		24.3217-1725.3 020512	Ø 17,46 ALU
			➡	<input type="checkbox"/> ; 11/96→; Türenanzahl: 4		24.3217-1726.3 020513	Ø 17,46 ALU
1.3 (SF 413)	51	03/89→10/96	➡	04/89→; Türenanzahl: 3		24.3215-1704.3 020532	Ø 15,87 GG
			➡	04/89→; Türenanzahl: 5		24.3215-1704.3 020532	Ø 15,87 GG
			➡	<input type="checkbox"/> ; 04/89→; → 320339; + ABS; Türenanzahl: 4		24.3217-1725.3 020512	Ø 17,46 ALU
			➡	<input type="checkbox"/> ; 04/89→; → 320339; + ABS; Türenanzahl: 4		24.3217-1726.3 020513	Ø 17,46 ALU
1.3 (SF 413)	63	06/01→12/03	➡	Türenanzahl: 2		24.3215-1704.3 020532	Ø 15,87 GG
			➡	Türenanzahl: 5		24.3215-1704.3 020532	Ø 15,87 GG
			➡	Türenanzahl: 3		24.3215-1704.3 020532	Ø 15,87 GG
			➡	<input type="checkbox"/> ; Türenanzahl: 4		24.3217-1725.3 020512	Ø 17,46 ALU
			➡	<input type="checkbox"/> ; Türenanzahl: 4		24.3217-1726.3 020513	Ø 17,46 ALU
1.3 4WD (SF413, AA35)	50	03/89→05/01	➡	<input type="checkbox"/> ; 11/96→		24.3217-1725.3 020512	Ø 17,46 ALU
			➡	<input type="checkbox"/> ; 11/96→		24.3217-1726.3 020513	Ø 17,46 ALU
<b>Zubehörsatz, Bremsbacken</b>							
1.0 (SF310, AA44)	37	03/89→05/01	➡	08/92→; → 320339; + ABS; Türenanzahl: 4		03.0137-9271.2 669271	
			➡	320340→; → 10/96; + ABS; Türenanzahl: 4		03.0137-9287.2 669287	BOS
1.0 i (SF310, AA44)	39	01/95→12/05	➡	→ 320339; + ABS; Türenanzahl: 4		03.0137-9271.2 669271	
			➡	320340→; → 10/96; + ABS; Türenanzahl: 4		03.0137-9287.2 669287	BOS
1.3 (SF413, AB35)	50	03/89→05/01	➡	11/96→; Türenanzahl: 4		03.0137-9271.2 669271	
1.3 (SF 413)	51	03/89→10/96	➡	04/89→; → 320339; + ABS; Türenanzahl: 4		03.0137-9271.2 669271	
			➡	320340→; + ABS; Türenanzahl: 4		03.0137-9287.2 669287	BOS
1.3 (SF 413)	63	06/01→12/03	➡	Türenanzahl: 4		03.0137-9271.2 669271	
1.3 4WD (SF413, AA35)	50	03/89→05/01	➡	11/96→		03.0137-9271.2 669271	
 <b>Bremstrommel</b>							
1.0 (SF310, AA44)	37	03/89→05/01	➡	08/92→ 10/96; - ABS; Türenanzahl: 3		24.0218-0042.1 480164	Ø 180,0 x 36 / 182 - RLG
			➡	08/92→ 10/96; - ABS; Türenanzahl: 5		24.0218-0042.1 480164	Ø 180,0 x 36 / 182 - RLG
1.0 i (SF310, AA44)	39	01/95→12/05	➡	→ 10/96; - ABS; Türenanzahl: 5		24.0218-0042.1 480164	Ø 180,0 x 36 / 182 - RLG
			➡	11/96→ 12/04		24.0218-0042.1 480164	Ø 180,0 x 36 / 182 - RLG
			➡	→ 10/96; - ABS; Türenanzahl: 3		24.0218-0042.1 480164	Ø 180,0 x 36 / 182 - RLG
1.3 (SF413, AB35)	50	03/89→05/01	➡	11/96→; Türenanzahl: 3		24.0218-0042.1 480164	Ø 180,0 x 36 / 182 - RLG
			➡	11/96→; Türenanzahl: 2		24.0218-0042.1 480164	Ø 180,0 x 36 / 182 - RLG
			➡	11/96→; Türenanzahl: 5		24.0218-0042.1 480164	Ø 180,0 x 36 / 182 - RLG
1.3 (SF 413)	51	03/89→10/96	➡	04/89→; - ABS; Türenanzahl: 3		24.0218-0042.1 480164	Ø 180,0 x 36 / 182 - RLG
			↓				














	kw				!#		
<b>SUZUKI - SWIFT II Schrägheck (EA, MA) 03/89→12/05</b>							
 <b>Bremstrommel</b>							
1.3 (SF 413)	51	03/89→10/96	➡	04/89→; - ABS; Türenanzahl: 5		24.0218-0042.1 480164	Ø 180,0 x 36 / 182 - RLG
1.3 (SF 413)	63	06/01→12/03	➡	Türenanzahl: 5		24.0218-0042.1 480164	Ø 180,0 x 36 / 182 - RLG
			➡	Türenanzahl: 2		24.0218-0042.1 480164	Ø 180,0 x 36 / 182 - RLG
			➡	Türenanzahl: 3		24.0218-0042.1 480164	Ø 180,0 x 36 / 182 - RLG
 <b>Bremsbackensatz</b>							
1.0 (SF310, AA44)	37	03/89→05/01	➡	08/92→; → 320339; + ABS; Türenanzahl: 4		03.0137-0315.2 650315	Ø 200 x 32
			➡	08/92→ 10/96; - ABS; Türenanzahl: 3		03.0137-0414.2 650414	Ø 180 x 27 - HEB
			➡	08/92→ 10/96; - ABS; Türenanzahl: 5		03.0137-0414.2 650414	Ø 180 x 27 - HEB
			➡	320340→; → 10/96; + ABS; Türenanzahl: 4		03.0137-0500.2 650500	BOS Ø 200 x 32 + HEB
1.0 i (SF310, AA44)	39	01/95→12/05	➡	→ 320339; + ABS; Türenanzahl: 4		03.0137-0315.2 650315	Ø 200 x 32
			➡	11/96→ 12/04		03.0137-0414.2 650414	Ø 180 x 27 - HEB
			➡	→ 10/96; - ABS; Türenanzahl: 5		03.0137-0414.2 650414	Ø 180 x 27 - HEB
			➡	→ 10/96; - ABS; Türenanzahl: 3		03.0137-0414.2 650414	Ø 180 x 27 - HEB
			➡	320340→; → 10/96; + ABS; Türenanzahl: 4		03.0137-0500.2 650500	BOS Ø 200 x 32 + HEB
1.3 (SF413, AB35)	50	03/89→05/01	➡	11/96→; Türenanzahl: 4		03.0137-0315.2 650315	Ø 200 x 32
			➡	11/96→; Türenanzahl: 3		03.0137-0414.2 650414	Ø 180 x 27 - HEB
			➡	11/96→; Türenanzahl: 2		03.0137-0414.2 650414	Ø 180 x 27 - HEB
			➡	11/96→; Türenanzahl: 5		03.0137-0414.2 650414	Ø 180 x 27 - HEB
1.3 (SF 413)	51	03/89→10/96	➡	04/89→; → 320339; + ABS; Türenanzahl: 4		03.0137-0315.2 650315	Ø 200 x 32
			➡	04/89→; - ABS; Türenanzahl: 3		03.0137-0414.2 650414	Ø 180 x 27 - HEB
			➡	04/89→; - ABS; Türenanzahl: 5		03.0137-0414.2 650414	Ø 180 x 27 - HEB
			➡	320340→; + ABS; Türenanzahl: 4		03.0137-0500.2 650500	BOS Ø 200 x 32 + HEB
1.3 (SF 413)	63	06/01→12/03	➡	Türenanzahl: 4		03.0137-0315.2 650315	Ø 200 x 32
			➡	Türenanzahl: 5		03.0137-0414.2 650414	Ø 180 x 27 - HEB
			➡	Türenanzahl: 3		03.0137-0414.2 650414	Ø 180 x 27 - HEB
			➡	Türenanzahl: 2		03.0137-0414.2 650414	Ø 180 x 27 - HEB
1.3 4WD (SF413, AA35)	50	03/89→05/01	➡	11/96→		03.0137-0315.2 650315	Ø 200 x 32
<b>SUZUKI - SWIFT II Stufenheck (AH, AJ) 03/89→05/01</b>							
 <b>Radbremszylinder</b>							
1.6 i (SF416, AH14, SF406)	68	01/90→05/01	➡	☐; 08/92→ 10/96		24.3219-1770.3 020587	Ø 19,05 ALU
1.6 i 4WD (SF416, AJ14)	68	01/90→05/01	➡	☐; 08/92→ 10/96		24.3219-1771.3 020588	Ø 19,05 ALU
<b>Zubehörsatz, Bremsbacken</b>							
1.6 i (SF416, AH14, SF406)	68	01/90→05/01	➡	08/92→ 10/96		03.0137-9271.2 669271	
1.6 i 4WD (SF416, AJ14)	68	01/90→05/01					
 <b>Bremsbackensatz</b>							
1.6 i (SF416, AH14, SF406)	68	01/90→05/01	➡	08/92→ 10/96		03.0137-0315.2 650315	Ø 200 x 32
1.6 i 4WD (SF416, AJ14)	68	01/90→05/01					
<b>SUZUKI - SWIFT III (MZ, EZ) 02/05→</b>							
 <b>Radbremszylinder</b>							
1.2	66	04/08→12/10	➡			24.3219-1756.3 020511	BOS Ø 19,05 ALU
1.3 (RS 413)	67	02/05→06/15	➡	→ 09/10		24.3219-1756.3 020511	BOS Ø 19,05 ALU
1.3 (RS 413)	68	02/05→					
1.3 4x4 (RS 413)	66	01/06→					
1.3 4x4 (RS 413)	68	02/05→					
1.3 DDiS (RS 413D)	55	08/05→					
1.5 (RS 415)	75	02/05→					
1.5 4x4 (RS 415)	74	02/05→					
1.3 DDiS (RS 413D)	51	08/05→	➡	→ 09/07		24.3219-1756.3 020511	BOS Ø 19,05 ALU
<b>Zubehörsatz, Bremsbacken</b>							
1.2	66	04/08→12/10	➡			03.0137-9271.2 669271	
						03.0137-9287.2 669287	BOS
↓							

















	kw					!#			
<b>SUZUKI - SWIFT III (MZ, EZ) 02/05→</b>									
<b>Zubehörsatz, Bremsbacken</b>									
1.3 (RS 413)	67	02/05→06/15	➔				03.0137-9271.2	669271	
1.3 (RS 413)	68	02/05→	➔						
1.3 DDiS (RS 413D)	55	08/05→	➔		→ 09/10		03.0137-9287.2	669287	BOS
1.5 (RS 415)	75	02/05→							
1.3 4x4 (RS 413)	66	01/06→	➔		→ 09/10		03.0137-9287.2	669287	BOS
1.3 4x4 (RS 413)	68	02/05→							
1.5 4x4 (RS 415)	74	02/05→							
1.3 DDiS (RS 413D)	51	08/05→	➔				03.0137-9271.2	669271	
			➔		→ 09/07		03.0137-9287.2	669287	BOS
<b> Bremstrommel</b>									
1.3 4x4 (RS 413)	66	01/06→	➔		→ 09/10; Made in Japan		24.0220-0044.1	480192	Ø 200,0 x 40,2 / 202
1.3 4x4 (RS 413)	68	02/05→							
1.5 4x4 (RS 415)	74	02/05→							
<b> Bremsbackensatz</b>									
1.2	66	04/08→12/10	➔		Made in Ungarn		03.0137-0466.2	650466	BOS Ø 200 x 32 + HEB
			➔		Made in Japan		03.0137-0529.2	650526	Ø 200 x 32 - HEB
			➔				03.0520-6919.3	696919	BOS Ø 200 x 32 Ø 19,05 + RZ / + Zub TopKit
1.3 (RS 413)	67	02/05→06/15	➔		→ 09/10; Made in Ungarn		03.0137-0466.2	650466	BOS Ø 200 x 32 + HEB
1.3 (RS 413)	68	02/05→							
1.3 DDiS (RS 413D)	55	08/05→	➔		→ 09/10; Made in Japan		03.0137-0529.2	650526	Ø 200 x 32 - HEB
1.5 (RS 415)	75	02/05→	➔		→ 09/10		03.0520-6919.3	696919	BOS Ø 200 x 32 Ø 19,05 + RZ / + Zub TopKit
1.3 4x4 (RS 413)	66	01/06→	➔		→ 09/10; Made in Japan		03.0137-0315.2	650315	Ø 200 x 32
1.3 4x4 (RS 413)	68	02/05→	➔		→ 09/10; Made in Ungarn		03.0137-0466.2	650466	BOS Ø 200 x 32 + HEB
1.5 4x4 (RS 415)	74	02/05→	➔		→ 09/10		03.0520-6919.3	696919	BOS Ø 200 x 32 Ø 19,05 + RZ / + Zub TopKit
1.3 DDiS (RS 413D)	51	08/05→	➔		→ 09/07; Made in Ungarn		03.0137-0466.2	650466	BOS Ø 200 x 32 + HEB
			➔		→ 09/07; Made in Japan		03.0137-0529.2	650526	Ø 200 x 32 - HEB
			➔		→ 09/07		03.0520-6919.3	696919	BOS Ø 200 x 32 Ø 19,05 + RZ / + Zub TopKit
<b> Seilzug, Feststellbremse</b>									
1.2	66	04/08→12/10	➔		<input type="checkbox"/> ; Made in Ungarn; Trommelbremse		24.3727-2004.2	582004	L= 1.625
			➔		<input type="checkbox"/> ; Made in Ungarn; Trommelbremse		24.3727-2005.2	582005	L= 1.625
1.3 (RS 413)	67	02/05→06/15	➔		<input type="checkbox"/> ; → 09/10; Made in Ungarn; Trommelbremse		24.3727-2004.2	582004	L= 1.625
1.3 (RS 413)	68	02/05→							
1.3 4x4 (RS 413)	66	01/06→	➔		<input type="checkbox"/> ; → 09/10; Made in Ungarn; Trommelbremse		24.3727-2005.2	582005	L= 1.625
1.3 4x4 (RS 413)	68	02/05→							
1.3 DDiS (RS 413D)	55	08/05→							
1.5 (RS 415)	75	02/05→							
1.5 4x4 (RS 415)	74	02/05→							
1.3 DDiS (RS 413D)	51	08/05→	➔		<input type="checkbox"/> ; → 09/07; Made in Ungarn; Trommelbremse		24.3727-2004.2	582004	L= 1.625
			➔		<input type="checkbox"/> ; → 09/07; Made in Ungarn; Trommelbremse		24.3727-2005.2	582005	L= 1.625
1.6 (RS 416)	92	05/06→	➔		<input type="checkbox"/> ; → 09/10; Scheibenbremse		24.3727-2008.2	582008	L= 1.494
			➔		<input type="checkbox"/> ; → 09/10; Scheibenbremse		24.3727-2009.2	582009	L= 1.494
<b>SUZUKI - SWIFT IV (FZ, NZ) 10/10→</b>									
<b>Zubehörsatz, Bremsbacken</b>									
1.2 (AZG 412)	66	10/10→	➔				03.0137-9271.2	669271	
1.2 (AZH 412, AZG 412)	67	08/12→							
1.2 (AZH 412)	69	10/10→							
1.2 4WD (AZH 412, AZG 412)	67	08/12→							
1.2 4x4 (AZG 412)	66	10/10→							
1.2 4x4 (AZH 412)	69	10/10→							
1.3 DDiS (AZG 413D)	55	10/10→							
1.6 (AZG 416, AZH 416, RS416)	100	01/12→							
<b> Bremsbackensatz</b>									
1.2 (AZG 412)	66	10/10→	➔				03.0137-0509.2	650509	Ø 200 x 26 + HEB
1.2 (AZH 412, AZG 412)	67	08/12→							
1.2 (AZH 412)	69	10/10→							
1.2 4WD (AZH 412, AZG 412)	67	08/12→							
1.2 4x4 (AZG 412)	66	10/10→							

	kw				!#		
<b>SUZUKI - SWIFT IV (FZ, NZ) 10/10→</b>							
 <b>Bremsbackensatz</b>							
1.2 4x4 (AZH 412)	69	10/10→	➔			<b>03.0137-0509.2 650509</b>	Ø 200 x 26 + HEB
1.3 DDiS (AZG 413D)	55	10/10→					
1.6 (AZG 416, AZH 416, RS416)	100	01/12→					
 <b>Seilzug, Feststellbremse</b>							
1.2 (AZG 412)	66	10/10→	➔	<input type="checkbox"/>		<b>24.3727-2010.2 582010</b>	L= 1.480
1.2 (AZH 412, AZG 412)	67	08/12→		für Fahrzeuge mit Scheibenbremse an der Hinterachse; Scheibenbremse			
1.2 (AZH 412)	69	10/10→					
1.2 4WD (AZH 412, AZG 412)	67	08/12→	➔	<input type="checkbox"/>		<b>24.3727-2011.2 582011</b>	L= 1.480
1.2 4x4 (AZG 412)	66	10/10→		für Fahrzeuge mit Scheibenbremse an der Hinterachse; Scheibenbremse			
1.2 4x4 (AZH 412)	69	10/10→					
1.3 DDiS (AZG 413D)	55	10/10→					
<b>SUZUKI - SX4 (EY, GY) 06/06→</b>							
 <b>Radbremszylinder</b>							
1.5 (RW 415)	73	06/06→07/10	➔	Made in Ungarn; - ABS		<b>24.3219-1756.3 020511</b>	BOS Ø 19,05 ALU
1.5 VVTi	81	07/07→12/15					
1.6 VVT (RW 416)	79	06/06→					
1.6 VVT (RW 416)	88	07/09→					
1.6 VVT 4x4 (RW 416)	79	06/06→					
1.6 VVT 4x4 (RW 416)	88	07/09→					
1.5 VVT (RW 415)	82	07/10→	➔	- ABS		<b>24.3219-1756.3 020511</b>	BOS Ø 19,05 ALU
1.5 VVT 4x4 (RW 415)	82	07/10→					
1.6 DDiS (RW 416D)	66	04/07→					
1.6 VVT 4x4 (RW 416)	82	07/09→					
1.9 DDiS (RW 419D)	88	06/06→					
1.9 DDiS 4x4 (RW 419D)	88	06/06→					
2.0 DDiS (RW 420D)	99	07/09→					
2.0 DDiS 4x4 (RW 420D)	99	07/09→					
1.6 VVT	82	11/10→12/15	➔	Made in Ungarn	2	<b>24.3219-1756.3 020511</b>	BOS Ø 19,05 ALU
<b>Zubehörsatz, Bremsbacken</b>							
1.5 (RW 415)	73	06/06→07/10	➔	Made in Ungarn		<b>03.0137-9319.2 669319</b>	BOS
1.5 VVTi	81	07/07→12/15					
1.6 VVT (RW 416)	79	06/06→					
1.6 VVT (RW 416)	88	07/09→					
1.6 VVT 4x4 (RW 416)	79	06/06→					
1.6 VVT 4x4 (RW 416)	88	07/09→					
1.5 VVT (RW 415)	82	07/10→	➔			<b>03.0137-9319.2 669319</b>	BOS
1.5 VVT 4x4 (RW 415)	82	07/10→					
1.6 DDiS (RW 416D)	66	04/07→					
1.6 VVT 4x4 (RW 416)	82	07/09→					
1.9 DDiS (RW 419D)	88	06/06→					
1.9 DDiS 4x4 (RW 419D)	88	06/06→					
2.0 DDiS (RW 420D)	99	07/09→					
2.0 DDiS 4x4 (RW 420D)	99	07/09→					
 <b>Bremsbackensatz</b>							
1.5 (RW 415)	73	06/06→07/10	➔	Made in Ungarn		<b>03.0137-0490.2 650490</b>	BOS Ø 220 x 35 + HEB
1.5 VVTi	81	07/07→12/15					
1.6 VVT (RW 416)	79	06/06→	➔	Made in Ungarn; - ABS		<b>03.0520-7719.3 697719</b>	BOS Ø 220 x 35 Ø 19,05 + RZ / + Zub TopKit
1.6 VVT (RW 416)	88	07/09→					
1.6 VVT 4x4 (RW 416)	79	06/06→					
1.6 VVT 4x4 (RW 416)	88	07/09→					
1.5 VVT (RW 415)	82	07/10→	➔			<b>03.0137-0490.2 650490</b>	BOS Ø 220 x 35 + HEB
1.5 VVT 4x4 (RW 415)	82	07/10→					
1.6 DDiS (RW 416D)	66	04/07→	➔	- ABS		<b>03.0520-7719.3 697719</b>	BOS Ø 220 x 35 Ø 19,05 + RZ / + Zub TopKit
1.6 VVT 4x4 (RW 416)	82	07/09→					
1.9 DDiS (RW 419D)	88	06/06→					
1.9 DDiS 4x4 (RW 419D)	88	06/06→					
2.0 DDiS (RW 420D)	99	07/09→					
2.0 DDiS 4x4 (RW 420D)	99	07/09→					
1.6 VVT	82	11/10→12/15	➔	Made in Ungarn		<b>03.0137-0490.2 650490</b>	BOS Ø 220 x 35 + HEB
 <b>Seilzug, Feststellbremse</b>							
1.5 (RW 415)	73	06/06→07/10	➔	<input type="checkbox"/>	Made in Ungarn; + ABS; Scheibenbremse	<b>24.3727-2006.2 582006</b>	L= 1.638
1.5 VVT (RW 415)	82	07/10→					
1.6 VVT (RW 416)	79	06/06→	➔	<input type="checkbox"/>	Made in Ungarn; + ABS; Scheibenbremse	<b>24.3727-2007.2 582007</b>	L= 1.638
1.6 VVT (RW 416)	88	07/09→					
1.6 VVT 4x4 (RW 416)	79	06/06→					
1.6 VVT 4x4 (RW 416)	88	07/09→					



























	kw				!#		
<b>SUZUKI - SX4 (EY, GY) 06/06→</b>							
 <b>Seilzug, Feststellbremse</b>							
1.5 VVT 4x4 (RW 415)	82	07/10→	➔	<input type="checkbox"/> ; + ABS; Scheibenbremse		24.3727-2006.2 582006	L= 1.638
1.6 DDiS (RW 416D)	66	04/07→	➔	<input type="checkbox"/> ; + ABS; Scheibenbremse		24.3727-2007.2 582007	L= 1.638
1.6 VVT 4x4 (RW 416)	82	07/09→	➔				
1.9 DDiS (RW 419D)	88	06/06→	➔				
1.9 DDiS 4x4 (RW 419D)	88	06/06→	➔				
2.0 DDiS (RW 420D)	99	07/09→	➔				
2.0 DDiS 4x4 (RW 420D)	99	07/09→	➔				
1.5 VVTi	81	07/07→12/15	➔	<input type="checkbox"/> ; Made in Japan; + ABS; Scheibenbremse	24.3727-2006.2 582006	L= 1.638	
			➔	<input type="checkbox"/> ; Made in Japan; + ABS; Scheibenbremse	24.3727-2007.2 582007	L= 1.638	
1.6 VVT	82	11/10→12/15	➔	<input type="checkbox"/> ; für Fahrzeuge mit Scheibenbremse an der Hinterachse; Made in Japan	24.3727-2006.2 582006	L= 1.638	
			➔	<input type="checkbox"/> ; für Fahrzeuge mit Scheibenbremse an der Hinterachse; Made in Ungarn	24.3727-2007.2 582007	L= 1.638	
<b>SUZUKI - SX4 Stufenheck (GY) 10/07→</b>							
 <b>Radbremszylinder</b>							
1.6 (RW 416)	79	10/07→	➔	Made in Ungarn; - ABS	24.3219-1756.3 020511	BOS Ø 19,05 ALU	
1.6 (RW 416)	88	10/07→	➔				
1.6 AWD (RW 416)	79	10/07→12/11	➔				
1.6 AWD (RW 416)	88	10/07→	➔				
<b>Zubehörsatz, Bremsbacken</b>							
1.6 (RW 416)	79	10/07→	➔	Made in Ungarn	03.0137-9319.2 669319	BOS	
1.6 (RW 416)	88	10/07→	➔				
1.6 AWD (RW 416)	79	10/07→12/11	➔				
1.6 AWD (RW 416)	88	10/07→	➔				
 <b>Bremsbackensatz</b>							
1.6 (RW 416)	79	10/07→	➔	Made in Ungarn	03.0137-0490.2 650490	BOS Ø 220 x 35 + HEB	
1.6 (RW 416)	88	10/07→	➔				
1.6 AWD (RW 416)	79	10/07→12/11	➔	Made in Ungarn; - ABS	03.0520-7719.3 697719	BOS Ø 220 x 35 Ø 19,05 + RZ / + Zub TopKit	
1.6 AWD (RW 416)	88	10/07→	➔				
 <b>Seilzug, Feststellbremse</b>							
1.6 (RW 416)	79	10/07→	➔	<input type="checkbox"/> ; Made in Ungarn; + ABS; Scheibenbremse	24.3727-2006.2 582006	L= 1.638	
1.6 (RW 416)	88	10/07→	➔				
1.6 AWD (RW 416)	79	10/07→12/11	➔	<input type="checkbox"/> ; Made in Ungarn; + ABS; Scheibenbremse	24.3727-2007.2 582007	L= 1.638	
1.6 AWD (RW 416)	88	10/07→	➔				
<b>SUZUKI - VITARA (ET, TA) 07/88→08/99</b>							
 <b>Radbremszylinder</b>							
1.6 Allrad (TA, TA01, SE416)	59	07/88→03/98	➔	<input type="checkbox"/> ; 01/89→ 01/93	24.3223-1714.3 020585	Ø 23,81 ALU	
			➔	<input type="checkbox"/> ; 01/89→ 01/93	24.3223-1715.3 020586	Ø 23,81 ALU	
			➔	<input type="checkbox"/> ; 02/93→ 01/95	24.3223-1716.3 020592	Ø 23,81 GG	
			➔	<input type="checkbox"/> ; 02/93→ 01/95	24.3223-1717.3 020593	Ø 23,81 GG	
1.6 i 16V Allrad (ET, TA02, SE416)	71	07/90→03/98	➔	<input type="checkbox"/> ; 02/91→ 01/93	24.3223-1714.3 020585	Ø 23,81 ALU	
			➔	<input type="checkbox"/> ; 02/91→ 01/93	24.3223-1715.3 020586	Ø 23,81 ALU	
			➔	<input type="checkbox"/> ; 02/93→ 01/95	24.3223-1716.3 020592	Ø 23,81 GG	
			➔	<input type="checkbox"/> ; 02/93→ 01/95	24.3223-1717.3 020593	Ø 23,81 GG	
1.9 D Allrad (SE 419TD)	50	01/95→03/98	➔		24.3222-1742.3 020569	Ø 22,2 GG	
1.9 D Allrad (SE 419TD)	55	08/96→03/98	➔				
2.0 V6 24V Allrad (SV620)	100	12/94→03/98	➔	<input type="checkbox"/>	24.3223-1716.3 020592	Ø 23,81 GG	
			➔	<input type="checkbox"/>	24.3223-1717.3 020593	Ø 23,81 GG	
 <b>Bremsbackensatz</b>							
1.6 Allrad (TA, TA01, SE416)	59	07/88→03/98	➔	01/89→; → 160000	03.0137-0224.2 650224	Ø 220 x 36	
			➔	160001→; → 01/95	03.0137-0286.2 650286	Ø 220 x 36	
<b>SUZUKI - VITARA Cabrio (ET, TA) 07/88→10/02</b>							
 <b>Radbremszylinder</b>							
1.6 i 16V (TA02, SE416)	71	07/90→03/99	➔	<input type="checkbox"/> ; → 01/93	24.3223-1714.3 020585	Ø 23,81 ALU	
			➔	<input type="checkbox"/> ; → 01/93	24.3223-1715.3 020586	Ø 23,81 ALU	
↓							




























	kw				!#		
<b>SUZUKI - VITARA Cabrio (ET, TA) 07/88→10/02</b>							
 <b>Radbremszylinder</b>							
1.6 i 16V (TA02, SE416)	71	07/90→03/99	➔	☐; 02/93→01/95		24.3223-1716.3 020592	Ø 23,81 GG
			➔	☐; 02/93→01/95		24.3223-1717.3 020593	Ø 23,81 GG
1.9 D (SE 419TD)	50	01/95→03/98	➔			24.3222-1742.3 020569	Ø 22,2 GG
1.9 D (SE 419TD)	55	08/96→03/99	➔	→ 03/98		24.3222-1742.3 020569	Ø 22,2 GG
2.0 16V (TA51, SV420)	97	12/96→03/99	➔	☐; → 03/98		24.3223-1716.3 020592	Ø 23,81 GG
			➔	☐; → 03/98		24.3223-1717.3 020593	Ø 23,81 GG
 <b>Bremsbackensatz</b>							
1.6 i 16V (TA02, SE416)	71	07/90→03/99	➔	→ 140000		03.0137-0224.2 650224	Ø 220 x 36
			➔	140001→; → 01/95		03.0137-0286.2 650286	Ø 220 x 36
<b>SUZUKI - WAGON R Schrägheck 07/03→12/12</b>							
 <b>Radbremszylinder</b>							
1.0	39	07/03→08/05	➔			24.3215-1701.3 020493	Ø 15,87 ALU
1.0	44	06/04→08/05	➔				
1.2	59	06/04→08/05	➔				
1.3 (RB413)	65	09/03→12/10	➔	TSMMA93S00210001→		24.3215-1701.3 020493	Ø 15,87 ALU
			➔	→ TSMMA93S00210000	2	24.3215-1702.3 020494	Ø 15,87 ALU
<b>Zubehörsatz, Bremsbacken</b>							
1.0	39	07/03→08/05	➔			03.0137-9264.2 669264	
1.0	44	06/04→08/05	➔			03.0137-9300.2 669300	
1.2	59	06/04→08/05	➔				
1.3 (RB413)	65	09/03→12/10	➔	→ TSMMA93S00210000		03.0137-9127.2 669127	
			➔	TSMMA93S00210001→		03.0137-9300.2 669300	
 <b>Bremstrommel</b>							
1.0	39	07/03→08/05	➔			24.0218-0046.1 480184	Ø 180,0 x 45,2 / 182 - RLG / - ABS Ring
1.0	44	06/04→08/05	➔			24.0220-0045.1 480189	Ø 200,0 x 38 / 202 - RLG / - ABS Ring
1.2	59	06/04→08/05	➔				
1.3 (RB413)	65	09/03→12/10	➔			24.0218-0039.1 480160	Ø 180,0 x 34,5 / 182 - RLG / - ABS Ring
 <b>Bremsbackensatz</b>							
1.0	39	07/03→08/05	➔			03.0137-0387.2 650387	Ø 180 x 26 - HEB
1.0	44	06/04→08/05	➔			03.0137-0465.2 650465	Ø 200 x 29 + HEB
1.2	59	06/04→08/05	➔			03.0520-1415.3 691415	Ø 200 x 29 Ø 15,87 + RZ / + Zub TopKit
1.3 (RB413)	65	09/03→12/10	➔	→ TSMMA93S00210000		03.0137-0425.2 650425	Ø 180 x 26 - HEB
			➔	TSMMA93S00210001→		03.0137-0465.2 650465	Ø 200 x 29 + HEB
			➔			03.0520-1415.3 691415	Ø 200 x 29 Ø 15,87 + RZ / + Zub TopKit
<b>SUZUKI - WAGON R+ Schrägheck (EM) 10/97→10/00</b>							
 <b>Radbremszylinder</b>							
1.0 (RC410, SR410, SR412)	48	02/98→05/00	➔	→ 04/00		24.3215-1702.3 020494	Ø 15,87 ALU
1.2 (SR412)	51	02/98→05/00	➔				
1.2 4WD (SR412)	51	02/98→05/00	➔				
<b>Zubehörsatz, Bremsbacken</b>							
1.0 (RC410, SR410, SR412)	48	02/98→05/00	➔	→ 04/00		03.0137-9264.2 669264	
1.2 (SR412)	51	02/98→05/00	➔				
1.2 4WD (SR412)	51	02/98→05/00	➔				
 <b>Bremstrommel</b>							
1.0 (RC410, SR410, SR412)	48	02/98→05/00	➔	→ 04/00		24.0218-0046.1 480184	Ø 180,0 x 45,2 / 182 - RLG / - ABS Ring
1.2 (SR412)	51	02/98→05/00	➔				
 <b>Bremsbackensatz</b>							
1.0 (RC410, SR410, SR412)	48	02/98→05/00	➔	→ 04/00		03.0137-0387.2 650387	Ø 180 x 26 - HEB
1.2 (SR412)	51	02/98→05/00	➔				
1.2 4WD (SR412)	51	02/98→05/00	➔				














	kw				!#		
<b>SUZUKI - WAGON R+ Schrägheck (MM) 05/00→</b>							
 <b>Radbremszylinder</b>							
1.0 XT Plus	74	08/00→07/01	➡			24.3215-1701.3 020493	Ø 15,87 ALU
1.3 (RB 413)	56	05/00→12/04	➡			24.3215-1702.3 020494	Ø 15,87 ALU
1.3 (RB 413)	69	09/03→	➡	→ 04/08		24.3215-1702.3 020494	Ø 15,87 ALU
1.3 4WD (RB 413)	69	09/03→					
1.3 4WD (RB 413)	56	10/01→	➡	→ 12/04		24.3215-1702.3 020494	Ø 15,87 ALU
1.3 DDiS (RB 413D)	51	09/03→	➡	→ 04/08		24.3215-1701.3 020493	Ø 15,87 ALU
<b>Zubehörsatz, Bremsbacken</b>							
1.0 XT Plus	74	08/00→07/01	➡			03.0137-9264.2 669264	
1.3 (RB 413)	56	05/00→12/04	➡			03.0137-9127.2 669127	
1.3 (RB 413)	69	09/03→	➡	→ 04/08		03.0137-9300.2 669300	
1.3 4WD (RB 413)	69	09/03→					
1.3 DDiS (RB 413D)	51	09/03→					
1.3 4WD (RB 413)	56	10/01→	➡	→ 12/04		03.0137-9127.2 669127	
 <b>Bremstrommel</b>							
1.0 XT Plus	74	08/00→07/01	➡			24.0218-0046.1 480184	Ø 180,0 x 45,2 / 182 - RLG / - ABS Ring
1.3 (RB 413)	56	05/00→12/04	➡			24.0218-0039.1 480160	Ø 180,0 x 34,5 / 182 - RLG / - ABS Ring
1.3 (RB 413)	69	09/03→	➡	→ 04/08		24.0220-0045.1 480189	Ø 200,0 x 38 / 202 - RLG / - ABS Ring
1.3 4WD (RB 413)	69	09/03→					
1.3 DDiS (RB 413D)	51	09/03→					
 <b>Bremsbackensatz</b>							
1.0 XT Plus	74	08/00→07/01	➡			03.0137-0387.2 650387	Ø 180 x 26 - HEB
1.3 (RB 413)	56	05/00→12/04	➡			03.0137-0425.2 650425	Ø 180 x 26 - HEB
1.3 (RB 413)	69	09/03→	➡	→ 04/08		03.0137-0465.2 650465	Ø 200 x 29 + HEB
1.3 4WD (RB 413)	69	09/03→					
1.3 4WD (RB 413)	56	10/01→	➡	→ 12/04		03.0137-0425.2 650425	Ø 180 x 26 - HEB
1.3 DDiS (RB 413D)	51	09/03→	➡	→ 04/08		03.0137-0465.2 650465	Ø 200 x 29 + HEB
						03.0520-1415.3 691415	Ø 200 x 29 Ø 15,87 + RZ / + Zub TopKit
 <b>Seilzug, Feststellbremse</b>							
1.3 (RB 413)	56	05/00→12/04	➡	☐; Trommelbremse		24.3727-0771.2 580771	L= 1.516 + Zub
			➡	☐; Trommelbremse		24.3727-0774.2 580774	L= 1.507 + Zub
1.3 4WD (RB 413)	56	10/01→	➡	☐; → 12/04; Trommelbremse		24.3727-0771.2 580771	L= 1.516 + Zub
			➡	☐; → 12/04; Trommelbremse		24.3727-0774.2 580774	L= 1.507 + Zub
<b>TOYOTA - 4 RUNNER (N18) 11/95→11/02</b>							
 <b>Bremsbackensatz</b>							
2.7	112	11/95→07/02	➡	→ 06/99		03.0137-0308.2 650308	Ø 295 x 51
3.4	136	11/95→07/02					
2.7 4WD (RZN185_)	112	11/95→08/02	➡	→ 07/00		03.0137-0308.2 650308	Ø 295 x 51
3.4 4WD	136	09/98→11/02					
<b>TOYOTA - ALTEZZA (E1) 01/99→11/05</b>							
 <b>Bremsbackensatz, Feststellbremse</b>							
2.0	114	01/99→07/05	➡			03.0137-0400.2 650400	Ø 190 x 45
2.0 VVTi	118	01/99→07/05					
3.0	157	07/01→07/05					
<b>Zubehörsatz, Feststellbremsbacken</b>							
2.0	114	01/99→07/05	➡			03.0137-9272.2 669272	
2.0 VVTi	118	01/99→07/05					
3.0	157	07/01→07/05					
<b>TOYOTA - ALTEZZA GITA Kombi (XE1) 10/98→06/05</b>							
 <b>Bremsbackensatz, Feststellbremse</b>							
2.0	114	01/99→06/01	➡			03.0137-0400.2 650400	Ø 190 x 45
3.0	157	07/01→06/05					
<b>Zubehörsatz, Feststellbremsbacken</b>							
2.0	114	01/99→06/01	➡			03.0137-9272.2 669272	
3.0	157	07/01→06/05					













	kw					
<b>TOYOTA - AURIS (E15) 10/06→09/12</b>						
 <b>Seilzug, Feststellbremse</b>						
1.33 Dual-VVTi (NRE150_)	73	01/10→09/12	←	☒; Made in Japan; Scheibenbremse	24.3727-1934.2	581934 L= 336
1.33 Dual-VVTi (NRE150_)	74	05/09→09/12	←	☒; Made in Großbritannien; Scheibenbremse	24.3727-1944.2	581944 L= 340
1.4 (ZZE150_)	71	03/07→09/12	→	☒; Made in Japan; Scheibenbremse	24.3727-1935.2	581935 L= 1.585
1.5 (NZE151_)	81	09/09→09/12	→	☒; Made in Japan; Scheibenbremse	24.3727-1936.2	581936 L= 1.576
1.5 4WD (NZE154_)	77	09/09→09/12	→	☒; Made in Japan; Scheibenbremse	24.3727-1936.2	581936 L= 1.576
1.6 (ZRE151_)	91	03/07→09/12	→	☒; Made in Großbritannien; Scheibenbremse	24.3727-1942.2	581942 L= 1.892
1.6 (ZRE151_)	97	05/09→09/12	→	☒; Made in Großbritannien; Scheibenbremse	24.3727-1942.2	581942 L= 1.892
1.8 (ZRE152_, ZZE122)	100	10/06→09/12	→	☒; Made in Großbritannien; Scheibenbremse	24.3727-1943.2	581943 L= 1.920
1.8 (ZRE152_)	106	02/09→09/12	→	☒; Made in Großbritannien; Scheibenbremse	24.3727-1943.2	581943 L= 1.920
1.8 (ZRE152_)	108	02/09→09/12	→	☒; Made in Großbritannien; Scheibenbremse	24.3727-1943.2	581943 L= 1.920
1.8 4WD (ZRE154_)	100	02/09→09/12	→	☒; Made in Großbritannien; Scheibenbremse	24.3727-1943.2	581943 L= 1.920
1.4 D-4D (NDE150_)	66	03/07→09/12	←	☒; → 09/09; Made in Japan; Scheibenbremse	24.3727-1934.2	581934 L= 336
			←	☒; → 12/09; Made in Großbritannien; Scheibenbremse	24.3727-1944.2	581944 L= 340
			→	☒; → 09/09; Made in Japan; Scheibenbremse	24.3727-1935.2	581935 L= 1.585
			→	☒; → 09/09; Made in Japan; Scheibenbremse	24.3727-1936.2	581936 L= 1.576
			→	☒; → 12/09; Made in Großbritannien; Scheibenbremse	24.3727-1942.2	581942 L= 1.892
			→	☒; → 12/09; Made in Großbritannien; Scheibenbremse	24.3727-1943.2	581943 L= 1.920
2.0 D-4D (ADE150_)	93	03/07→09/12	←	☒; Made in Japan; Scheibenbremse	24.3727-1934.2	581934 L= 336
			←	☒; → 12/09; Made in Großbritannien; Scheibenbremse	24.3727-1944.2	581944 L= 340
			→	☒; Made in Japan; Scheibenbremse	24.3727-1935.2	581935 L= 1.585
			→	☒; Made in Japan; Scheibenbremse	24.3727-1936.2	581936 L= 1.576
			→	☒; → 12/09; Made in Großbritannien; Scheibenbremse	24.3727-1942.2	581942 L= 1.892
			→	☒; → 12/09; Made in Großbritannien; Scheibenbremse	24.3727-1943.2	581943 L= 1.920
2.2 D (ADE157_, ADE151_)	130	11/06→09/12	←	☒; Scheibenbremse	24.3727-1944.2	581944 L= 340
<b>TOYOTA - AURIS (E18) 10/12→</b>						
 <b>Seilzug, Feststellbremse</b>						
1.3 (NRE180_)	73	10/12→	→	☒; Scheibenbremse	24.3727-1942.2	581942 L= 1.892
1.4 D-4D (NDE180_)	66	10/12→	→	☒; Scheibenbremse	24.3727-1943.2	581943 L= 1.920
1.6 (ZRE181_, ZRE185_)	97	10/12→	→	☒; für Motornummer: ZRE 181; Scheibenbremse	24.3727-1942.2	581942 L= 1.892
			→	☒; für Motornummer: ZRE 181; Scheibenbremse	24.3727-1943.2	581943 L= 1.920
<b>TOYOTA - AURIS TOURING SPORTS Kombi (E18) 07/13→</b>						
 <b>Seilzug, Feststellbremse</b>						
1.4 D-4D (NDE180_)	66	07/13→	→	☒; Scheibenbremse	24.3727-1942.2	581942 L= 1.892
			→	☒; Scheibenbremse	24.3727-1943.2	581943 L= 1.920
<b>TOYOTA - AURIS VAN Kasten (E18) 03/13→</b>						
 <b>Seilzug, Feststellbremse</b>						
1.4 D-4D (NDE180_)	66	03/13→	→	☒; Scheibenbremse	24.3727-1942.2	581942 L= 1.892
			→	☒; Scheibenbremse	24.3727-1943.2	581943 L= 1.920
<b>TOYOTA - AVENSIS (T22) 09/97→02/03</b>						
 <b>Radbremszylinder</b>						
1.6 (AT220_)	74	09/97→10/00	→	☒; → 09/00	24.3220-1725.3	020483 Ø 20,64 ALU
1.8 (AT221_)	81	09/97→10/00	→	☒; → 09/00	24.3220-1726.3	020484 Ø 20,64 ALU
2.0 (ST220_)	94	09/97→10/00	→	☒; → 09/00	24.3220-1726.3	020484 Ø 20,64 ALU
1.6 (AT220_)	81	10/97→06/00	→	☒	24.3220-1725.3	020483 Ø 20,64 ALU
2.0 D (CT220_)	61	10/97→05/98	→	☒	24.3220-1726.3	020484 Ø 20,64 ALU
2.0 D-4D (CDT220_)	81	10/99→02/03	→	☒	24.3220-1726.3	020484 Ø 20,64 ALU
2.0 TD (CT220_)	66	09/97→02/03	→	☒	24.3220-1726.3	020484 Ø 20,64 ALU
<b>Zubehörsatz, Bremsbacken</b>						
1.6 (AT220_)	74	09/97→10/00		→ 09/00	03.0137-9237.2	669237
1.8 (AT221_)	81	09/97→10/00				
2.0 (ST220_)	94	09/97→10/00				
↓						

	kw				!#			
<b>TOYOTA - AVENSIS (_T22_) 09/97→02/03</b>								
<b>Zubehörsatz, Bremsbacken</b>								
1.6 (AT220_)	81	10/97→06/00				03.0137-9237.2	669237	
2.0 D (CT220_)	61	10/97→05/98						
2.0 D-4D (CDT220_)	81	10/99→02/03						
2.0 TD (CT220_)	66	09/97→02/03						
<b> Bremstrommel</b>								
1.6 (AT220_)	74	09/97→10/00	➔	→ 09/00		24.0222-8031.1	480152	Ø 228,6 x 58 / 229,6
1.8 (AT221_)	81	09/97→10/00						
2.0 (ST220_)	94	09/97→10/00						
1.6 (AT220_)	81	10/97→06/00	➔			24.0222-8031.1	480152	Ø 228,6 x 58 / 229,6
2.0 D (CT220_)	61	10/97→05/98						
2.0 D-4D (CDT220_)	81	10/99→02/03						
2.0 TD (CT220_)	66	09/97→02/03						
<b> Bremsbackensatz</b>								
1.6 (AT220_)	74	09/97→10/00	➔	→ 09/00		03.0137-0365.2	650365	Ø 229 x 37 + HEB
1.8 (AT221_)	81	09/97→10/00				03.0520-8420.3	698420	TRW Ø 229 x 37 Ø 20,64 + RZ / + Zub TopKit
2.0 (ST220_)	94	09/97→10/00						
1.6 (AT220_)	81	10/97→06/00	➔			03.0137-0365.2	650365	Ø 229 x 37 + HEB
2.0 D (CT220_)	61	10/97→05/98				03.0520-8420.3	698420	TRW Ø 229 x 37 Ø 20,64 + RZ / + Zub TopKit
2.0 D-4D (CDT220_)	81	10/99→02/03						
2.0 TD (CT220_)	66	09/97→02/03						
<b> Bremsbackensatz, Feststellbremse</b>								
1.6 VVT-i (ZZT220_)	81	10/00→02/03	➔			03.0137-0402.2	650402	Ø 170 x 40
1.8 VVT-i (ZZT221_)	95	10/00→02/03						
2.0 D-4D (CDT220_)	81	10/99→02/03						
2.0 TD (CT220_)	66	09/97→02/03						
2.0 VVT-i (AZT220_)	110	10/00→02/03						
2.0 (ST220_)	94	09/97→10/00	➔	10/00→		03.0137-0402.2	650402	Ø 170 x 40
<b> Seilzug, Feststellbremse</b>								
1.6 (AT220_)	74	09/97→10/00	➔	☐; → 09/00; Trommelbremse		24.3727-1904.2	581904	L= 1.826
1.8 (AT221_)	81	09/97→10/00	➔	☐; → 09/00; Trommelbremse		24.3727-1905.2	581905	L= 1.789
1.6 (AT220_)	81	10/97→06/00	➔	☐; Trommelbremse		24.3727-1904.2	581904	L= 1.826
2.0 D (CT220_)	61	10/97→05/98	➔	☐; Trommelbremse		24.3727-1905.2	581905	L= 1.789
1.6 VVT-i (ZZT220_)	81	10/00→02/03	➔	☐; → 06/01; Scheibenbremse		24.3727-1900.2	581900	L= 1.805
1.8 VVT-i (ZZT221_)	95	10/00→02/03	➔	☐; → 06/01; Scheibenbremse		24.3727-1910.2	581910	L= 1.760
2.0 VVT-i (AZT220_)	110	10/00→02/03	➔	☐; 07/01→; Scheibenbremse		24.3727-1915.2	581915	L= 1.824
			➔	☐; 07/01→; Scheibenbremse		24.3727-1916.2	581916	L= 1.868
2.0 (ST220_)	94	09/97→10/00	➔	☐; 10/00→; Scheibenbremse		24.3727-1900.2	581900	L= 1.805
			➔	☐; → 09/00; Trommelbremse		24.3727-1904.2	581904	L= 1.826
			➔	☐; → 09/00; Trommelbremse		24.3727-1905.2	581905	L= 1.789
			➔	☐; 10/00→; Scheibenbremse		24.3727-1910.2	581910	L= 1.760
2.0 D-4D (CDT220_)	81	10/99→02/03	➔	☐; → 06/01; Scheibenbremse		24.3727-1900.2	581900	L= 1.805
2.0 TD (CT220_)	66	09/97→02/03	➔	☐; Trommelbremse		24.3727-1904.2	581904	L= 1.826
			➔	☐; Trommelbremse		24.3727-1905.2	581905	L= 1.789
			➔	☐; → 06/01; Scheibenbremse		24.3727-1910.2	581910	L= 1.760
			➔	☐; 07/01→; Scheibenbremse		24.3727-1915.2	581915	L= 1.824
			➔	☐; 07/01→; Scheibenbremse		24.3727-1916.2	581916	L= 1.868
<b>TOYOTA - AVENSIS (_T25_) 03/03→11/08</b>								
<b> Bremsbackensatz, Feststellbremse</b>								
1.6 VVT-i (ZZT250_)	81	04/03→11/08	➔			03.0137-0459.2	650459	Ø 172 x 32
1.8 (ZZT251_)	95	03/03→10/08						
2.0 (AZT250_)	108	03/03→11/08						
2.0 D-4D (ADT250_)	93	03/06→11/08						
2.0 D-4D (CDT250_)	85	04/03→11/08						
2.2 D-4D (ADT251_)	110	10/05→11/08						
2.2 D-CAT (ADT251_)	130	07/05→11/08						
2.4 (AZT251_)	120	10/03→10/08						
2.4 (AZT251_)	125	09/03→11/08						
<b> Seilzug, Feststellbremse</b>								
1.6 VVT-i (ZZT250_)	81	04/03→11/08	←	☐; Scheibenbremse		24.3727-1919.2	581919	L= 398
1.8 (ZZT251_)	95	03/03→10/08						
2.0 (AZT250_)	108	03/03→11/08	➔	☐; Scheibenbremse		24.3727-1930.2	581930	L= 1.770
2.0 D-4D (ADT250_)	93	03/06→11/08						


















	kw				#		
<b>TOYOTA - AVENSIS ( T25 ) 03/03→11/08</b>							
 <b>Seilzug, Feststellbremse</b>							
2.0 D-4D (CDT250_)	85	04/03→11/08	➔	☐; Scheibenbremse		24.3727-1931.2 581931	L= 1.823
2.2 D-4D (ADT251_)	110	10/05→11/08					
2.2 D-CAT (ADT251_)	130	07/05→11/08					
2.4 (AZT251_)	120	10/03→10/08					
2.4 (AZT251_)	125	09/03→11/08					
<b>TOYOTA - AVENSIS Combi ( T25 ) 04/03→11/08</b>							
 <b>Bremsbackensatz, Feststellbremse</b>							
1.6 VVT-i (ZZT250_)	81	04/03→11/08	➔			03.0137-0459.2 650459	Ø 172 x 32
1.8 (ZZT251_)	95	04/03→11/08					
2.0 (AZT250_)	108	04/03→11/08					
2.0 D-4D (ADT250_)	93	03/06→11/08					
2.0 D-4D (CDT250_)	85	04/03→11/08					
2.0 VVTi (AZT250_)	114	04/03→11/08					
2.2 D-4D (ADT251_)	110	10/05→11/08					
2.2 D-CAT (ADT251_)	130	07/05→11/08					
2.4 (AZT251_)	120	10/03→10/08					
2.4 (AZT251_)	125	09/03→11/08					
 <b>Seilzug, Feststellbremse</b>							
1.6 VVT-i (ZZT250_)	81	04/03→11/08	➔	☐; Scheibenbremse		24.3727-1919.2 581919	L= 398
1.8 (ZZT251_)	95	04/03→11/08					
2.0 (AZT250_)	108	04/03→11/08	➔	☐; Scheibenbremse		24.3727-1930.2 581930	L= 1.770
2.0 D-4D (ADT250_)	93	03/06→11/08					
2.0 D-4D (CDT250_)	85	04/03→11/08	➔	☐; Scheibenbremse		24.3727-1931.2 581931	L= 1.823
2.0 VVTi (AZT250_)	114	04/03→11/08					
2.2 D-4D (ADT251_)	110	10/05→11/08					
2.2 D-CAT (ADT251_)	130	07/05→11/08					
2.4 (AZT251_)	120	10/03→10/08					
2.4 (AZT251_)	125	09/03→11/08					
<b>TOYOTA - AVENSIS Kombi ( T22 ) 09/97→02/03</b>							
 <b>Radbremszylinder</b>							
1.6 (AT220_, ZZT220_)	81	09/97→10/00	➔	☐; → 09/00		24.3220-1725.3 020483	Ø 20,64 ALU
1.6 (AT220_)	74	09/97→10/00					
1.8 (AT221_)	81	09/97→10/00	➔	☐; → 09/00		24.3220-1726.3 020484	Ø 20,64 ALU
2.0 (ST220_)	94	09/97→10/00					
2.0 D (CT220_)	61	10/97→05/98	➔	☐		24.3220-1725.3 020483	Ø 20,64 ALU
2.0 D-4D (CDT220_)	81	10/99→02/03					
2.0 TD (CT220_)	66	09/97→02/03	➔	☐		24.3220-1726.3 020484	Ø 20,64 ALU
<b>Zubehörsatz, Bremsbacken</b>							
1.6 (AT220_, ZZT220_)	81	09/97→10/00		→ 09/00		03.0137-9237.2 669237	
1.6 (AT220_)	74	09/97→10/00					
1.8 (AT221_)	81	09/97→10/00					
2.0 (ST220_)	94	09/97→10/00					
2.0 D (CT220_)	61	10/97→05/98				03.0137-9237.2 669237	
2.0 D-4D (CDT220_)	81	10/99→02/03					
2.0 TD (CT220_)	66	09/97→02/03					
 <b>Bremstrommel</b>							
1.6 (AT220_, ZZT220_)	81	09/97→10/00	➔	→ 09/00		24.0222-8031.1 480152	Ø 228,6 x 58 / 229,6
1.6 (AT220_)	74	09/97→10/00					
1.8 (AT221_)	81	09/97→10/00					
2.0 (ST220_)	94	09/97→10/00					
2.0 D (CT220_)	61	10/97→05/98	➔			24.0222-8031.1 480152	Ø 228,6 x 58 / 229,6
2.0 D-4D (CDT220_)	81	10/99→02/03					
2.0 TD (CT220_)	66	09/97→02/03					
 <b>Bremsbackensatz</b>							
1.6 (AT220_, ZZT220_)	81	09/97→10/00	➔	→ 09/00		03.0137-0365.2 650365	Ø 229 x 37 + HEB
1.6 (AT220_)	74	09/97→10/00					
1.8 (AT221_)	81	09/97→10/00				03.0520-8420.3 698420	TRW Ø 229 x 37 Ø 20,64 + RZ / + Zub TopKit
2.0 (ST220_)	94	09/97→10/00					
2.0 D (CT220_)	61	10/97→05/98	➔			03.0137-0365.2 650365	Ø 229 x 37 + HEB
2.0 D-4D (CDT220_)	81	10/99→02/03				03.0520-8420.3 698420	TRW Ø 229 x 37 Ø 20,64 + RZ / + Zub TopKit
2.0 TD (CT220_)	66	09/97→02/03					
 <b>Bremsbackensatz, Feststellbremse</b>							
1.6 (ZZT220_)	81	07/00→02/03	➔	10/00→		03.0137-0402.2 650402	Ø 170 x 40
2.0 (ST220_)	94	09/97→10/00					
1.8 (ZZT221_)	95	10/00→02/03	➔			03.0137-0402.2 650402	Ø 170 x 40
2.0 (AZT220_)	110	10/00→02/03					
2.0 D (CDT220_)	85	09/02→02/03					
2.0 D-4D (CDT220_)	81	10/99→02/03					
2.0 TD (CT220_)	66	09/97→02/03					
			↓				















	kw				#		
<b>TOYOTA - AVENSIS Kombi ( T22_ ) 09/97→02/03</b>							
 <b>Seilzug, Feststellbremse</b>							
1.6 (AT220_, ZTZ220_) 1.6 (AT220_) 1.8 (AT221_) 1.6 (ZZT220_)	81 74 81 81	09/97→10/00 09/97→10/00 09/97→10/00 07/00→02/03	➡ ➡ ➡ ➡	☐; → 09/00; Trommelbremse ☐; → 09/00; Trommelbremse ☐; 10/00→ 06/01; Scheibenbremse ☐; 10/00→ 06/01; Scheibenbremse ☐; 07/01→; Scheibenbremse ☐; 07/01→; Scheibenbremse		24.3727-1904.2 581904 24.3727-1905.2 581905 24.3727-1900.2 581900 24.3727-1910.2 581910 24.3727-1915.2 581915 24.3727-1916.2 581916	L= 1.826 L= 1.789 L= 1.805 L= 1.760 L= 1.824 L= 1.868
1.8 (ZZT221_) 2.0 (AZT220_)	95 110	10/00→02/03 10/00→02/03	➡ ➡ ➡ ➡	☐; → 06/01; Scheibenbremse ☐; → 06/01; Scheibenbremse ☐; 07/01→; Scheibenbremse ☐; 07/01→; Scheibenbremse		24.3727-1900.2 581900 24.3727-1910.2 581910 24.3727-1915.2 581915 24.3727-1916.2 581916	L= 1.805 L= 1.760 L= 1.824 L= 1.868
2.0 (ST220_)	94	09/97→10/00	➡ ➡ ➡ ➡	☐; 10/00→; Scheibenbremse ☐; → 09/00; Trommelbremse ☐; → 09/00; Trommelbremse ☐; 10/00→; Scheibenbremse		24.3727-1900.2 581900 24.3727-1904.2 581904 24.3727-1905.2 581905 24.3727-1910.2 581910	L= 1.805 L= 1.826 L= 1.789 L= 1.760
2.0 D (CDT220_)	85	09/02→02/03	➡ ➡	☐; Scheibenbremse ☐; Scheibenbremse		24.3727-1915.2 581915 24.3727-1916.2 581916	L= 1.824 L= 1.868
2.0 D (CT220_)	61	10/97→05/98	➡ ➡	☐; Trommelbremse ☐; Trommelbremse		24.3727-1904.2 581904 24.3727-1905.2 581905	L= 1.826 L= 1.789
2.0 D-4D (CDT220_) 2.0 TD (CT220_)	81 66	10/99→02/03 09/97→02/03	➡ ➡ ➡ ➡ ➡ ➡	☐; → 06/01; Scheibenbremse ☐; Trommelbremse ☐; Trommelbremse ☐; → 06/01; Scheibenbremse ☐; 07/01→; Scheibenbremse ☐; 07/01→; Scheibenbremse		24.3727-1900.2 581900 24.3727-1904.2 581904 24.3727-1905.2 581905 24.3727-1910.2 581910 24.3727-1915.2 581915 24.3727-1916.2 581916	L= 1.805 L= 1.826 L= 1.789 L= 1.760 L= 1.824 L= 1.868
<b>TOYOTA - AVENSIS Liftback ( T22_ ) 09/97→02/03</b>							
 <b>Radbremszylinder</b>							
1.6 (AT220_) 1.6 (AT220_) 1.8 (AT221_) 2.0 (ST220_) 2.0 D-4D (CDT220_) 2.0 TD (CT220_)	74 81 81 94 81 66	09/97→10/00 09/97→10/00 09/97→10/00 09/97→10/00 10/99→02/03 09/97→02/03	➡ ➡ ➡ ➡ ➡ ➡	☐; → 09/00 ☐; → 09/00 ☐; → 09/00 ☐ ☐		24.3220-1725.3 020483 24.3220-1726.3 020484 24.3220-1725.3 020483 24.3220-1726.3 020484	Ø 20,64 ALU Ø 20,64 ALU Ø 20,64 ALU Ø 20,64 ALU
<b>Zubehörsatz, Bremsbacken</b>							
1.6 (AT220_) 1.6 (AT220_) 1.8 (AT221_) 2.0 (ST220_) 2.0 D-4D (CDT220_) 2.0 TD (CT220_)	74 81 81 94 81 66	09/97→10/00 09/97→10/00 09/97→10/00 09/97→10/00 10/99→02/03 09/97→02/03		→ 09/00		03.0137-9237.2 669237 03.0137-9237.2 669237	
 <b>Bremstrommel</b>							
1.6 (AT220_) 1.6 (AT220_) 1.8 (AT221_) 2.0 (ST220_) 2.0 D-4D (CDT220_) 2.0 TD (CT220_)	74 81 81 94 81 66	09/97→10/00 09/97→10/00 09/97→10/00 09/97→10/00 10/99→02/03 09/97→02/03	➡ ➡ ➡ ➡ ➡ ➡	→ 09/00		24.0222-8031.1 480152 24.0222-8031.1 480152	Ø 228,6 x 58 / 229,6 Ø 228,6 x 58 / 229,6
 <b>Bremsbackensatz</b>							
1.6 (AT220_) 1.6 (AT220_) 1.8 (AT221_) 2.0 (ST220_) 2.0 D-4D (CDT220_) 2.0 TD (CT220_)	74 81 81 94 81 66	09/97→10/00 09/97→10/00 09/97→10/00 09/97→10/00 10/99→02/03 09/97→02/03	➡ ➡ ➡ ➡ ➡ ➡	→ 09/00		03.0137-0365.2 650365 03.0520-8420.3 698420 03.0137-0365.2 650365 03.0520-8420.3 698420	Ø 229 x 37 + HEB TRW Ø 229 x 37 Ø 20,64 + RZ / + Zub TopKit Ø 229 x 37 + HEB TRW Ø 229 x 37 Ø 20,64 + RZ / + Zub TopKit
 <b>Bremsbackensatz, Feststellbremse</b>							
1.6 (ZZT220_) 1.8 (ZZT221_) 2.0 (AZT220_) 2.0 D (CDT220_) ↓	81 95 110 85	10/00→02/03 10/00→02/03 10/00→02/03 09/02→02/03	➡ ➡ ➡ ➡			03.0137-0402.2 650402	Ø 170 x 40





























	kW				!#		
<b>TOYOTA - AVENSIS Liftback ( _T22_ ) 09/97→02/03</b>							
 <b>Bremsbackensatz, Feststellbremse</b>							
2.0 D-4D (CDT220_)	81	10/99→02/03	➔			03.0137-0402.2 650402	Ø 170 x 40
2.0 TD (CT220_)	66	09/97→02/03	➔				
2.0 (ST220_)	94	09/97→10/00	➔	10/00→		03.0137-0402.2 650402	Ø 170 x 40
 <b>Seilzug, Feststellbremse</b>							
1.6 (AT220_)	74	09/97→10/00	➔	☐; → 09/00; Trommelbremse		24.3727-1904.2 581904	L= 1.826
1.6 (AT220_)	81	09/97→10/00	➔	☐; → 09/00; Trommelbremse		24.3727-1905.2 581905	L= 1.789
1.8 (AT221_)	81	09/97→10/00	➔	☐; → 09/00; Trommelbremse			
1.6 (ZZT220_)	81	10/00→02/03	➔	☐; → 06/01; Scheibenbremse		24.3727-1900.2 581900	L= 1.805
1.8 (ZZT221_)	95	10/00→02/03	➔	☐; → 06/01; Scheibenbremse		24.3727-1910.2 581910	L= 1.760
2.0 (AZT220_)	110	10/00→02/03	➔	☐; → 07/01→; Scheibenbremse		24.3727-1915.2 581915	L= 1.824
			➔	☐; 07/01→; Scheibenbremse		24.3727-1916.2 581916	L= 1.868
2.0 (ST220_)	94	09/97→10/00	➔	☐; 10/00→; Scheibenbremse		24.3727-1900.2 581900	L= 1.805
			➔	☐; → 09/00; Trommelbremse		24.3727-1904.2 581904	L= 1.826
			➔	☐; → 09/00; Trommelbremse		24.3727-1905.2 581905	L= 1.789
			➔	☐; 10/00→; Scheibenbremse		24.3727-1910.2 581910	L= 1.760
2.0 D (CDT220_)	85	09/02→02/03	➔	☐; Scheibenbremse		24.3727-1915.2 581915	L= 1.824
			➔	☐; Scheibenbremse		24.3727-1916.2 581916	L= 1.868
2.0 D-4D (CDT220_)	81	10/99→02/03	➔	☐; → 06/01; Scheibenbremse		24.3727-1900.2 581900	L= 1.805
2.0 TD (CT220_)	66	09/97→02/03	➔	☐; Trommelbremse		24.3727-1904.2 581904	L= 1.826
			➔	☐; Trommelbremse		24.3727-1905.2 581905	L= 1.789
			➔	☐; → 06/01; Scheibenbremse		24.3727-1910.2 581910	L= 1.760
			➔	☐; 07/01→; Scheibenbremse		24.3727-1915.2 581915	L= 1.824
			➔	☐; 07/01→; Scheibenbremse		24.3727-1916.2 581916	L= 1.868
<b>TOYOTA - AVENSIS Stufenheck ( _T25_ ) 04/03→11/08</b>							
 <b>Bremsbackensatz, Feststellbremse</b>							
1.6 VVT-i (ZZT250_)	81	04/03→11/08	➔			03.0137-0459.2 650459	Ø 172 x 32
1.8 (ZZT251_)	95	04/03→11/08					
2.0 (AZT250_)	108	04/03→11/08					
2.0 D-4D (ADT250_)	93	03/06→10/08					
2.0 D-4D (CDT250_)	85	04/03→11/08					
2.0 VVTi (AZT250_)	114	04/03→11/08					
2.2 D-4D (ADT251_)	110	10/05→11/08					
2.2 D-CAT (ADT251_)	130	07/05→11/08					
2.4 (AZT251_)	120	10/03→10/08					
2.4 (AZT251_)	125	09/03→11/08					
 <b>Seilzug, Feststellbremse</b>							
1.6 VVT-i (ZZT250_)	81	04/03→11/08	←	☐; Scheibenbremse		24.3727-1919.2 581919	L= 398
1.8 (ZZT251_)	95	04/03→11/08	➔	☐; Scheibenbremse		24.3727-1930.2 581930	L= 1.770
2.0 (AZT250_)	108	04/03→11/08	➔	☐; Scheibenbremse			
2.0 D-4D (ADT250_)	93	03/06→10/08	➔	☐; Scheibenbremse		24.3727-1931.2 581931	L= 1.823
2.0 D-4D (CDT250_)	85	04/03→11/08					
2.0 VVTi (AZT250_)	114	04/03→11/08					
2.2 D-4D (ADT251_)	110	10/05→11/08					
2.2 D-CAT (ADT251_)	130	07/05→11/08					
2.4 (AZT251_)	120	10/03→10/08					
2.4 (AZT251_)	125	09/03→11/08					
<b>TOYOTA - AVENSIS VERSO ( _M2_ ) 05/01→12/11</b>							
 <b>Bremsbackensatz, Feststellbremse</b>							
2.0 (ACM20_)	110	08/01→11/09	➔			03.0137-0400.2 650400	Ø 190 x 45
2.0 D (CLM20_)	85	08/01→08/05					
2.4 (ACM21_)	118	05/01→12/11					
2.4 (ACM21)	115	08/01→08/07					
2.4 4WD (ACM21_)	115	11/03→08/06					
<b>Zubehörsatz, Feststellbremsbacken</b>							
2.0 (ACM20_)	110	08/01→11/09	➔			03.0137-9272.2 669272	
2.0 D (CLM20_)	85	08/01→08/05					
2.4 (ACM21_)	118	05/01→12/11					
2.4 (ACM21)	115	08/01→08/07					
2.4 4WD (ACM21_)	115	11/03→08/06					
 <b>Seilzug, Feststellbremse</b>							
2.0 (ACM20_)	110	08/01→11/09	←	☐; Scheibenbremse		24.3727-1914.2 581914	L= 319
2.0 D (CLM20_)	85	08/01→08/05					
2.4 (ACM21_)	118	05/01→12/11					
↓							


























	kw				!#		
<b>TOYOTA - AVENSIS VERSO (_M2_) 05/01→12/11</b>							
 <b>Seilzug, Feststellbremse</b>							
2.4 (ACM21)	115	08/01→08/07	←	↑; Scheibenbremse		24.3727-1914.2 581914	L= 319
2.4 4WD (ACM21_)	115	11/03→08/06					
<b>TOYOTA - AYGO (_B1_) 02/05→</b>							
 <b>Radbremszylinder</b>							
1.0 (KGB10_)	50	07/05→	→	→ 06/14		24.3217-1719.3 020482	BOS Ø 17,46 ALU
1.0 GPL (KGB10_)	50	07/05→					
1.4 HDi (WNB10_)	40	07/05→08/10	→			24.3217-1719.3 020482	BOS Ø 17,46 ALU
<b>Zubehörsatz, Bremsbacken</b>							
1.0 (KGB10_)	50	07/05→	→	→ 06/14		03.0137-9287.2 669287	BOS
1.0 GPL (KGB10_)	50	07/05→					
1.4 HDi (WNB10_)	40	07/05→08/10	→			03.0137-9287.2 669287	BOS
 <b>Bremstrommel</b>							
1.0 (KGB10_)	50	07/05→	→	→ 06/14		24.0220-0046.1 480193	Ø 200,0 x 44 / 201
1.0 GPL (KGB10_)	50	07/05→					
1.4 HDi (WNB10_)	40	07/05→08/10	→			24.0220-0046.1 480193	Ø 200,0 x 44 / 201
 <b>Bremsbackensatz</b>							
1.0 (KGB10_)	50	07/05→	→	→ 06/14		03.0137-0466.2 650466	BOS Ø 200 x 32 + HEB
1.0 GPL (KGB10_)	50	07/05→				03.0520-4117.3 694117	BOS Ø 200 x 32 Ø 17,46 + RZ / + Zub TopKit
1.4 HDi (WNB10_)	40	07/05→08/10	→			03.0137-0466.2 650466	BOS Ø 200 x 32 + HEB
						03.0520-4117.3 694117	BOS Ø 200 x 32 Ø 17,46 + RZ / + Zub TopKit
 <b>Seilzug, Feststellbremse</b>							
1.0 (KGB10_)	50	07/05→	→	☐; → 06/14; Trommelbremse		24.3727-1952.2 581952	L= 1.478
1.0 GPL (KGB10_)	50	07/05→	→	☐; → 06/14; Trommelbremse		24.3727-1953.2 581953	L= 1.487
1.4 HDi (WNB10_)	40	07/05→08/10	→	☐; Trommelbremse		24.3727-1952.2 581952	L= 1.478
			→	☐; Trommelbremse		24.3727-1953.2 581953	L= 1.487
<b>TOYOTA - AYGO (_B4_) 05/14→</b>							
 <b>Radbremszylinder</b>							
1.0 (KGB40_)	51	05/14→	→			24.3217-1739.3 020597	BOS Ø 17,46 ALU
1.2 (PAB40_)	60	05/14→					
<b>Zubehörsatz, Bremsbacken</b>							
1.0 (KGB40_)	51	05/14→	→			03.0137-9287.2 669287	BOS
1.2 (PAB40_)	60	05/14→					
 <b>Bremstrommel</b>							
1.0 (KGB40_)	51	05/14→	→			24.0220-0046.1 480193	Ø 200,0 x 44 / 201
1.2 (PAB40_)	60	05/14→					
 <b>Bremsbackensatz</b>							
1.0 (KGB40_)	51	05/14→	→			03.0137-0466.2 650466	BOS Ø 200 x 32 + HEB
1.2 (PAB40_)	60	05/14→					
<b>TOYOTA - CAMRY (_V1_) 06/91→06/98</b>							
 <b>Bremsbackensatz</b>							
2.2 (SXV10_)	100	06/91→07/96	→	- ABS		03.0137-0318.2 650318	Ø 229 x 41
 <b>Bremsbackensatz, Feststellbremse</b>							
2.2 (SXV10_)	100	06/91→07/96	→	→ 07/94; + ABS		03.0137-0402.2 650402	Ø 170 x 40
3.0 (MCV10_)	135	09/93→07/96	→	→ 07/94		03.0137-0402.2 650402	Ø 170 x 40
3.0 (VCV10_)	138	06/91→08/96					
<b>TOYOTA - CAMRY (_V2_) 08/96→09/02</b>							
 <b>Bremsbackensatz, Feststellbremse</b>							
2.2 (SXV20_)	93	08/97→09/02	→			03.0137-0402.2 650402	Ø 170 x 40
2.2 (SXV20_)	96	08/96→11/01					
3.0 24V (MCV20_)	140	08/96→11/01					
3.0 V6 (MCV20_)	135	08/96→11/01					

	kw				!#		
<b>TOYOTA - CAMRY Kombi ( _V1_ ) 06/91→08/97</b>							
 <b>Bremsbackensatz</b>							
2.2 (SXV10_)	100	09/91→07/96	➡	- ABS		03.0137-0318.2 650318	Ø 229 x 41
 <b>Bremsbackensatz, Feststellbremse</b>							
2.2 (SXV10_)	100	09/91→07/96	➡	→ 07/94; + ABS		03.0137-0402.2 650402	Ø 170 x 40
3.0 (VCV10_)	136	09/91→07/96	➡	→ 07/94		03.0137-0402.2 650402	Ø 170 x 40
3.0 (VCV10_)	138	09/91→07/96					
<b>TOYOTA - CAMRY Stufenheck ( _V3_ ) 08/01→11/06</b>							
 <b>Bremsbackensatz, Feststellbremse</b>							
2.0 (ACV31_)	110	08/01→11/06	➡	12/01→ 12/05		03.0137-0402.2 650402	Ø 170 x 40
2.4 (ACV30_, ACV36)	112	11/01→11/06					
3.0 (MCV30_)	137	08/01→11/06					
<b>TOYOTA - CAMRY Stufenheck ( _V4_ ) 01/06→12/14</b>							
 <b>Bremsbackensatz, Feststellbremse</b>							
2.0 (ACV41_)	108	01/06→09/11	➡	→ 08/11		03.0137-0402.2 650402	Ø 170 x 40
2.4 (ACV40_)	123	01/06→09/11					
2.4 (ACV40_)	127	10/06→09/11					
2.4 (ACV40_)	116	01/06→09/11					
2.4 Hybrid (AHV40_)	110	01/06→09/11					
2.5 (ASV40_)	129	01/10→09/11					
3.5 (GSV40_)	204	01/08→09/11					
2.4 Hybrid (AHV40_)	105	01/06→07/11	➡			03.0137-0402.2 650402	Ø 170 x 40
3.5 (GSV40_)	200	01/06→12/11					
<b>TOYOTA - CAMRY Stufenheck ( _V5_ ) 09/11→</b>							
 <b>Bremsbackensatz, Feststellbremse</b>							
2.0 (ASV51_)	110	01/15→				03.0137-0402.2 650402	Ø 170 x 40
2.0 (ASV51_)	123	01/15→					
<b>TOYOTA - CARINA E ( _T19_ ) 04/92→09/97</b>							
 <b>Radbremszylinder</b>							
1.6 (AT190)	73	12/93→09/97	➡	☐; → 12/95		24.3219-1729.3 020446	Ø 19,05 GG
1.6 (AT190)	85	12/93→09/97					
1.6 16V (AT190_)	78	10/95→09/97	➡	☐; → 12/95		24.3219-1730.3 020447	Ø 19,05 GG
1.6 GLI (AT190)	79	04/92→09/97					
1.8 (AT191)	79	01/95→09/97					
2.0 D (CT190)	54	04/92→01/96					
2.0 GLI (ST191)	98	04/92→09/97					
2.0 i (ST191)	93	12/93→09/97					
<b>Zubehörsatz, Bremsbacken</b>							
1.6 (AT190)	73	12/93→09/97	➡	→ 12/95		03.0137-9114.2 669114	
1.6 (AT190)	85	12/93→09/97					
1.6 16V (AT190_)	78	10/95→09/97	➡	01/96→		03.0137-9301.2 669301	TRW
1.6 GLI (AT190)	79	04/92→09/97					
1.8 (AT191)	79	01/95→09/97					
2.0 D (CT190)	54	04/92→01/96					
2.0 GLI (ST191)	98	04/92→09/97					
2.0 i (ST191)	93	12/93→09/97					
2.0 TD (CT190)	61	01/96→09/97	➡			03.0137-9301.2 669301	TRW
 <b>Bremstrommel</b>							
1.6 (AT190)	73	12/93→09/97	➡			24.0220-0022.1 480083	Ø 200,0 x 55 / 201
1.6 (AT190)	85	12/93→09/97					
1.6 16V (AT190_)	78	10/95→09/97					
1.6 GLI (AT190)	79	04/92→09/97					
1.8 (AT191)	79	01/95→09/97					
2.0 D (CT190)	54	04/92→01/96					
2.0 GLI (ST191)	98	04/92→09/97					
2.0 i (ST191)	93	12/93→09/97					
2.0 TD (CT190)	61	01/96→09/97					
 <b>Bremsbackensatz</b>							
1.6 (AT190)	73	12/93→09/97	➡	→ 12/95		03.0137-0313.2 650313	Ø 200 x 37
1.6 (AT190)	85	12/93→09/97					
1.6 16V (AT190_)	78	10/95→09/97	➡	01/96→		03.0137-0375.2 650375	TRW Ø 200 x 37 + HEB
1.6 GLI (AT190)	79	04/92→09/97					
1.8 (AT191)	79	01/95→09/97					
2.0 D (CT190)	54	04/92→01/96					
2.0 GLI (ST191)	98	04/92→09/97					
2.0 i (ST191)	93	12/93→09/97					
2.0 TD (CT190)	61	01/96→09/97	➡			03.0137-0375.2 650375	TRW Ø 200 x 37 + HEB
↓							









	kw			#		
<b>TOYOTA - CARINA E (_T19_) 04/92→09/97</b>						
 <b>Bremsbackensatz, Feststellbremse</b>						
2.0 GTi 16V (ST191_)	129	03/94→09/97	➔		03.0137-0402.2 650402	Ø 170 x 40
 <b>Seilzug, Feststellbremse</b>						
1.6 (AT190)	73	12/93→09/97	➔	<input type="checkbox"/> ; Trommelbremse	24.3727-1932.2 581932	L= 1.780
1.6 (AT190)	85	12/93→09/97	➔			
1.6 16V (AT190_)	78	10/95→09/97	➔	<input type="checkbox"/> ; Trommelbremse	24.3727-1933.2 581933	L= 1.727
1.6 GLI (AT190)	79	04/92→09/97				
1.8 (AT191)	79	01/95→09/97				
2.0 D (CT190)	54	04/92→01/96				
2.0 GLI (ST191)	98	04/92→09/97				
2.0 i (ST191)	93	12/93→09/97				
2.0 TD (CT190)	61	01/96→09/97				
<b>TOYOTA - CARINA E Station Wagon (_T19_) 02/92→09/97</b>						
 <b>Radbremsszylinder</b>						
1.6	85	04/92→09/97	➔	<input type="checkbox"/> ; → 12/95	24.3219-1729.3 020446	Ø 19,05 GG
1.6 GLI (AT190_)	79	01/93→09/97				
1.6 i (AT190_)	73	02/95→09/97	➔	<input type="checkbox"/> ; → 12/95	24.3219-1730.3 020447	Ø 19,05 GG
1.8 i (AT191_)	79	02/95→09/97				
2.0 D (CT190_)	54	01/93→01/96				
2.0 GLI (ST191_)	98	01/93→09/97				
2.0 i (ST191_)	93	05/95→09/97				
<b>Zubehörsatz, Bremsbacken</b>						
1.6	85	04/92→09/97	➔	→ 12/95	03.0137-9114.2 669114	
1.6 GLI (AT190_)	79	01/93→09/97				
1.6 i (AT190_)	73	02/95→09/97	➔	01/96→	03.0137-9301.2 669301	TRW
1.8 i (AT191_)	79	02/95→09/97				
2.0 D (CT190_)	54	01/93→01/96				
2.0 GLI (ST191_)	98	01/93→09/97				
2.0 i (ST191_)	93	05/95→09/97				
2.0 TD (CT190_)	61	01/96→09/97	➔		03.0137-9301.2 669301	TRW
 <b>Bremstrommel</b>						
1.6	85	04/92→09/97	➔		24.0220-0022.1 480083	Ø 200,0 x 55 / 201
1.6 GLI (AT190_)	79	01/93→09/97				
1.6 i (AT190_)	73	02/95→09/97				
1.8 i (AT191_)	79	02/95→09/97				
2.0 D (CT190_)	54	01/93→01/96				
2.0 GLI (ST191_)	98	01/93→09/97				
2.0 i (ST191_)	93	05/95→09/97				
2.0 TD (CT190_)	61	01/96→09/97				
 <b>Bremsbackensatz</b>						
1.6	85	04/92→09/97	➔	→ 12/95	03.0137-0313.2 650313	Ø 200 x 37
1.6 GLI (AT190_)	79	01/93→09/97				
1.6 i (AT190_)	73	02/95→09/97	➔	01/96→	03.0137-0375.2 650375	TRW Ø 200 x 37 + HEB
1.8 i (AT191_)	79	02/95→09/97				
2.0 D (CT190_)	54	01/93→01/96				
2.0 GLI (ST191_)	98	01/93→09/97				
2.0 i (ST191_)	93	05/95→09/97				
2.0 TD (CT190_)	61	01/96→09/97	➔		03.0137-0375.2 650375	TRW Ø 200 x 37 + HEB
 <b>Seilzug, Feststellbremse</b>						
1.6	85	04/92→09/97	➔	<input type="checkbox"/> ; Trommelbremse	24.3727-1932.2 581932	L= 1.780
1.6 GLI (AT190_)	79	01/93→09/97				
1.6 i (AT190_)	73	02/95→09/97	➔	<input type="checkbox"/> ; Trommelbremse	24.3727-1933.2 581933	L= 1.727
1.8 i (AT191_)	79	02/95→09/97				
2.0 D (CT190_)	54	01/93→01/96				
2.0 GLI (ST191_)	98	01/93→09/97				
2.0 i (ST191_)	93	05/95→09/97				
2.0 TD (CT190_)	61	01/96→09/97				
<b>TOYOTA - CARINA E Stufenheck (_T19_) 04/92→09/97</b>						
 <b>Radbremsszylinder</b>						
1.6 (AT190)	73	01/95→09/97	➔	<input type="checkbox"/> ; → 12/95	24.3219-1729.3 020446	Ø 19,05 GG
1.6 (AT190)	78	10/95→09/97				
1.6 (AT190)	79	01/93→09/97	➔	<input type="checkbox"/> ; → 12/95	24.3219-1730.3 020447	Ø 19,05 GG
1.6 16V (AT190_)	85	12/94→09/97				
1.8 i 16V (AT191)	79	01/95→09/97				
2.0 (ST191)	98	01/93→09/97				
2.0 D (CT190)	54	08/92→01/96				
2.0 i (ST191)	93	12/92→09/97				
<b>Zubehörsatz, Bremsbacken</b>						
1.6 (AT190)	73	01/95→09/97	➔	→ 12/95	03.0137-9114.2 669114	
↓						










	kW				!#		
<b>TOYOTA - CARINA E Stufenheck ( _T19_ ) 04/92→09/97</b>							
<b>Zubehörsatz, Bremsbacken</b>							
1.6 (AT190)	78	10/95→09/97	➔	01/96→		03.0137-9301.2 669301	TRW
1.6 (AT190)	79	01/93→09/97					
1.6 16V (AT190_)	85	12/94→09/97					
1.8 i 16V (AT191)	79	01/95→09/97					
2.0 (ST191)	98	01/93→09/97					
2.0 D (CT190)	54	08/92→01/96					
2.0 i (ST191)	93	12/92→09/97					
2.0 TD (CT190_)	61	01/96→09/97	➔			03.0137-9301.2 669301	TRW
<b> Bremstrommel</b>							
1.6 (AT190)	73	01/95→09/97	➔			24.0220-0022.1 480083	Ø 200,0 x 55 / 201
1.6 (AT190)	78	10/95→09/97					
1.6 (AT190)	79	01/93→09/97					
1.6 16V (AT190_)	85	12/94→09/97					
1.8 i 16V (AT191)	79	01/95→09/97					
2.0 (ST191)	98	01/93→09/97					
2.0 D (CT190)	54	08/92→01/96					
2.0 i (ST191)	93	12/92→09/97					
2.0 TD (CT190_)	61	01/96→09/97					
<b> Bremsbackensatz</b>							
1.6 (AT190)	73	01/95→09/97	➔	→ 12/95		03.0137-0313.2 650313	Ø 200 x 37
1.6 (AT190)	78	10/95→09/97					
1.6 (AT190)	79	01/93→09/97	➔	01/96→		03.0137-0375.2 650375	TRW Ø 200 x 37 + HEB
1.6 16V (AT190_)	85	12/94→09/97					
1.8 i 16V (AT191)	79	01/95→09/97					
2.0 (ST191)	98	01/93→09/97					
2.0 D (CT190)	54	08/92→01/96					
2.0 i (ST191)	93	12/92→09/97					
2.0 TD (CT190_)	61	01/96→09/97	➔			03.0137-0375.2 650375	TRW Ø 200 x 37 + HEB
<b> Bremsbackensatz, Feststellbremse</b>							
2.0 GTi 16V (ST191_)	129	03/94→09/97	➔			03.0137-0402.2 650402	Ø 170 x 40
<b> Seilzug, Feststellbremse</b>							
1.6 (AT190)	73	01/95→09/97	➔	☐; Trommelbremse		24.3727-1932.2 581932	L= 1.780
1.6 (AT190)	78	10/95→09/97					
1.6 (AT190)	79	01/93→09/97	➔	☑; Trommelbremse		24.3727-1933.2 581933	L= 1.727
1.6 16V (AT190_)	85	12/94→09/97					
1.8 i 16V (AT191)	79	01/95→09/97					
2.0 (ST191)	98	01/93→09/97					
2.0 D (CT190)	54	08/92→01/96					
2.0 i (ST191)	93	12/92→09/97					
2.0 TD (CT190_)	61	01/96→09/97					
<b>TOYOTA - CELICA Cabriolet ( _T20_ ) 11/93→08/99</b>							
<b> Bremsbackensatz, Feststellbremse</b>							
2.0 GTi (ST202)	129	08/94→08/99	➔			03.0137-0402.2 650402	Ø 170 x 40
2.0 i 16V (ST202)	125	11/93→08/99					
<b>TOYOTA - CELICA Coupe ( _T20_ ) 09/93→11/99</b>							
<b> Bremsbackensatz, Feststellbremse</b>							
1.8 i 16V (AT200/ST)	85	11/93→11/99	➔			03.0137-0402.2 650402	Ø 170 x 40
2.0 i 16V (ST202_)	125	04/96→11/99					
2.0 i 16V (ST202/GT)	129	11/93→11/99					
2.0 i Turbo 4WD (ST205)	178	02/94→11/99					
<b>TOYOTA - CELICA Coupe ( _T23_ ) 08/99→03/06</b>							
<b> Bremsbackensatz, Feststellbremse</b>							
1.8 16V TS (ZZT231_)	141	08/99→09/05	➔	11/99→		03.0137-0459.2 650459	Ø 172 x 32
1.8 16V VT-i (ZZT230_)	105	08/99→07/05					
<b>TOYOTA - COROLLA ( _E10_ ) 06/91→11/99</b>							
<b> Radbremszylinder</b>							
1.3 12V (EE100_)	53	07/92→04/97	➔	☐; → 05/95		24.3217-1733.3 020559	Ø 17,46 ALU
			➔	☐; → 05/95		24.3217-1734.3 020560	Ø 17,46 ALU
1.3 XLI (EE101_)	55	09/95→04/97	➔	☐		24.3217-1733.3 020559	Ø 17,46 ALU
1.6 (AE101_)	85	05/92→04/97				24.3219-1729.3 020446	Ø 19,05 GG
1.6 Si (AE101_)	84	09/95→04/97					
2.0 D (CE100_)	53	07/92→04/97	➔	☐		24.3217-1734.3 020560	Ø 17,46 ALU
						24.3219-1730.3 020447	Ø 19,05 GG
↓							

	kw				!#		
<b>TOYOTA - COROLLA (_E10_) 06/91→11/99</b>							
<b>Zubehörsatz, Bremsbacken</b>							
1.3 12V (EE100_)	53	07/92→04/97	➡	→ 05/95		03.0137-9114.2 669114	
1.3 XLI (EE101_)	55	09/95→04/97	➡			03.0137-9114.2 669114	
1.6 (AE101_)	85	05/92→04/97					
1.6 Si (AE101_)	84	09/95→04/97					
2.0 D (CE100_)	53	07/92→04/97					
<b> Bremstrommel</b>							
1.3 12V (EE100_)	53	07/92→04/97	➡	→ 05/95		24.0220-0023.1 480084	Ø 200,0 x 56 / 201
1.3 XLI (EE101_)	55	09/95→04/97	➡			24.0220-0023.1 480084	Ø 200,0 x 56 / 201
1.6 (AE101_)	85	05/92→04/97					
1.6 Si (AE101_)	84	09/95→04/97					
2.0 D (CE100_)	53	07/92→04/97					
<b> Bremsbackensatz</b>							
1.3 12V (EE100_)	53	07/92→04/97	➡	→ 05/95		03.0137-0221.2 650221	Ø 200 x 37
						03.0137-0313.2 650313	Ø 200 x 37
1.3 XLI (EE101_)	55	09/95→04/97	➡			03.0137-0221.2 650221	Ø 200 x 37
1.6 (AE101_)	85	05/92→04/97				03.0137-0313.2 650313	Ø 200 x 37
1.6 Si (AE101_)	84	09/95→04/97					
2.0 D (CE100_)	53	07/92→04/97					
<b> Seilzug, Feststellbremse</b>							
1.3 12V (EE100_)	53	07/92→04/97	➡	☐; → 05/93; Trommelbremse		24.3727-1907.2 581907	L= 1.585
1.6 (AE101_)	85	05/92→04/97	➡				
2.0 D (CE100_)	53	07/92→04/97	➡	☐; → 05/93; Trommelbremse		24.3727-1908.2 581908	L= 1.603
<b>TOYOTA - COROLLA (_E11_) 04/97→06/02</b>							
<b> Radbremszylinder</b>							
1.3	55	05/97→10/01	➡	☐		24.3217-1733.3 020559	Ø 17,46 ALU
			➡	☐		24.3217-1734.3 020560	Ø 17,46 ALU
1.4 (EE111_)	63	05/97→09/99	➡	☐		24.3219-1729.3 020446	Ø 19,05 GG
1.4 16V (ZZE111_)	71	02/00→11/01	➡				
1.6 16V (ZZE112_)	81	10/99→10/01	➡	☐		24.3219-1730.3 020447	Ø 19,05 GG
1.9 D (WZE110_)	51	02/00→11/01					
1.6 (AE111)	81	04/97→02/00	➡	☐; 05/97→ 01/00		24.3219-1729.3 020446	Ø 19,05 GG
1.6 Aut. (AE111_)	79	04/97→02/00	➡				
2.0 D (CE110_)	53	04/97→02/00	➡	☐; 05/97→ 01/00		24.3219-1730.3 020447	Ø 19,05 GG
<b>Zubehörsatz, Bremsbacken</b>							
1.3	55	05/97→10/01	➡			03.0137-9114.2 669114	
1.4 (EE111_)	63	05/97→09/99	➡			03.0137-9114.2 669114	
1.4 16V (ZZE111_)	71	02/00→11/01					
1.6 16V (ZZE112_)	81	10/99→10/01				03.0137-9301.2 669301	TRW
1.9 D (WZE110_)	51	02/00→11/01					
1.6 (AE111)	81	04/97→02/00	➡	05/97→ 01/00		03.0137-9114.2 669114	
1.6 Aut. (AE111_)	79	04/97→02/00					
2.0 D (CE110_)	53	04/97→02/00				03.0137-9301.2 669301	TRW
<b> Bremstrommel</b>							
1.3	55	05/97→10/01	➡			24.0220-0023.1 480084	Ø 200,0 x 56 / 201
1.4 (EE111_)	63	05/97→09/99	➡				
1.4 16V (ZZE111_)	71	02/00→11/01					
1.6 16V (ZZE112_)	81	10/99→10/01					
1.9 D (WZE110_)	51	02/00→11/01					
1.6 (AE111)	81	04/97→02/00	➡	09/98→		24.0220-0023.1 480084	Ø 200,0 x 56 / 201
1.6 Aut. (AE111_)	79	04/97→02/00					
2.0 D (CE110_)	53	04/97→02/00	➡	05/97→ 01/00		24.0220-0023.1 480084	Ø 200,0 x 56 / 201
<b> Bremsbackensatz</b>							
1.3	55	05/97→10/01	➡			03.0137-0313.2 650313	Ø 200 x 37
1.4 (EE111_)	63	05/97→09/99	➡			03.0137-0313.2 650313	Ø 200 x 37
1.4 16V (ZZE111_)	71	02/00→11/01	➡				
1.6 16V (ZZE112_)	81	10/99→10/01	➡	Made in Großbritannien		03.0137-0375.2 650375	TRW Ø 200 x 37 + HEB
1.9 D (WZE110_)	51	02/00→11/01					
1.6 (AE111)	81	04/97→02/00	➡	05/97→ 01/00		03.0137-0313.2 650313	Ø 200 x 37
1.6 Aut. (AE111_)	79	04/97→02/00					
2.0 D (CE110_)	53	04/97→02/00	➡	05/97→ 01/00; Made in Großbritannien		03.0137-0375.2 650375	TRW Ø 200 x 37 + HEB
<b> Seilzug, Feststellbremse</b>							
1.3	55	05/97→10/01	←	☐; 09/98→		24.3727-1918.2 581918	L= 292
			←	☐; → 08/98; Trommelbremse		24.3727-1918.2 581918	L= 292
↓							

	kw				!#		
<b>TOYOTA - COROLLA (_E11_) 04/97→06/02</b>							
 <b>Seilzug, Feststellbremse</b>							
1.3	55	05/97→10/01	➡	☐; → 08/98; Trommelbremse	24.3727-1907.2	581907	L= 1.585
			➡	☐; → 08/98; Trommelbremse	24.3727-1908.2	581908	L= 1.603
			➡	☐; 09/98→	24.3727-1935.2	581935	L= 1.585
			➡	☐; 09/98→	24.3727-1936.2	581936	L= 1.576
1.4 (EE111_)	63	05/97→09/99	←	☐; 08/98→; Scheibenbremse	24.3727-1918.2	581918	L= 292
			←	☐; → 07/98; Trommelbremse	24.3727-1918.2	581918	L= 292
			➡	☐; → 07/98; Trommelbremse	24.3727-1907.2	581907	L= 1.585
			➡	☐; → 07/98; Trommelbremse	24.3727-1908.2	581908	L= 1.603
			➡	☐; 08/98→; Scheibenbremse	24.3727-1922.2	581922	L= 1.448
			➡	☐; 08/98→; Scheibenbremse	24.3727-1923.2	581923	L= 1.457
1.4 16V (ZZE111_) 1.6 16V (ZZE112_) 1.9 D (WZE110_)	71	02/00→11/01	←	☐; Trommelbremse	24.3727-1918.2	581918	L= 292
	81	10/99→10/01	←	☐; Scheibenbremse	24.3727-1918.2	581918	L= 292
	51	02/00→11/01	➡	☐; Trommelbremse	24.3727-1907.2	581907	L= 1.585
			➡	☐; Trommelbremse	24.3727-1908.2	581908	L= 1.603
			➡	☐; Scheibenbremse	24.3727-1922.2	581922	L= 1.448
			➡	☐; Scheibenbremse	24.3727-1923.2	581923	L= 1.457
1.6 (AE111) 1.6 Aut. (AE111_) 2.0 D (CE110_)	81	04/97→02/00	←	☐; 08/98→ 01/00; Scheibenbremse	24.3727-1918.2	581918	L= 292
	79	04/97→02/00	←	☐; 05/97→ 07/98; Trommelbremse	24.3727-1918.2	581918	L= 292
	53	04/97→02/00	➡	☐; 05/97→ 07/98; Trommelbremse	24.3727-1907.2	581907	L= 1.585
			➡	☐; 05/97→ 07/98; Trommelbremse	24.3727-1908.2	581908	L= 1.603
			➡	☐; 08/98→ 01/00; Scheibenbremse	24.3727-1922.2	581922	L= 1.448
			➡	☐; 08/98→ 01/00; Scheibenbremse	24.3727-1923.2	581923	L= 1.457
2.0 D-4D (CDE110_)	66	09/00→11/01	←	☐; Scheibenbremse	24.3727-1918.2	581918	L= 292
			➡	☐; Scheibenbremse	24.3727-1922.2	581922	L= 1.448
			➡	☐; Scheibenbremse	24.3727-1923.2	581923	L= 1.457
<b>TOYOTA - COROLLA (_E12_) 01/01→12/07</b>							
 <b>Radbremszylinder</b>							
1.8 4WD	100	12/01→02/07	➡	☐; → 12/01	24.3219-1729.3	020446	Ø 19,05 GG
			➡	☐; → 12/01	24.3219-1730.3	020447	Ø 19,05 GG
<b>Zubehörsatz, Bremsbacken</b>							
1.8 4WD	100	12/01→02/07	➡	→ 12/01	03.0137-9114.2	669114	TRW
					03.0137-9301.2	669301	
 <b>Bremsbackensatz</b>							
1.8 4WD	100	12/01→02/07	➡	→ 12/01	03.0137-0313.2	650313	Ø 200 x 37
			➡	→ 12/01; Made in Großbritannien	03.0137-0375.2	650375	TRW Ø 200 x 37 + HEB
 <b>Bremsbackensatz, Feststellbremse</b>							
1.4 D (NDE120_) 1.8 VVTL-i TS (ZZE123_)	66	07/04→02/07	➡	→ 10/06	03.0137-0464.2	650464	Ø 172 x 22 + HEB
	160	10/05→12/06					
1.8 VVTL-i TS (ZZE123_)	165	02/05→02/07					
1.4 VVT-i (ZZE120_)	71	01/02→12/06	➡	→ 05/04; Made in Japan	03.0137-0459.2	650459	Ø 172 x 32
			➡	02/02→ 05/04; Made in Großbritannien	03.0137-0464.2	650464	Ø 172 x 22 + HEB
			➡	06/04→ 10/06	03.0137-0464.2	650464	Ø 172 x 22 + HEB
1.6 VVT-i (ZZE121_)	81	01/02→12/06	➡	→ 05/04; Made in Japan	03.0137-0459.2	650459	Ø 172 x 32
			➡	08/02→ 05/04; Made in Großbritannien	03.0137-0464.2	650464	Ø 172 x 22 + HEB
			➡	06/04→ 10/06	03.0137-0464.2	650464	Ø 172 x 22 + HEB
1.8 VVTL-i TS 1.8 VVTL-i TS (ZZE123) 2.0 D-4D (CDE120R_, CDE120L_)	140	01/01→09/06	➡	→ 05/04; Made in Großbritannien	03.0137-0464.2	650464	Ø 172 x 22 + HEB
	141	01/02→02/07					
	81	01/02→12/06					
2.0 D-4D (CDE120_)	66	01/02→12/06	➡	→ 05/04; Made in Japan	03.0137-0459.2	650459	Ø 172 x 32
			➡	08/02→ 05/04; Made in Großbritannien	03.0137-0464.2	650464	Ø 172 x 22 + HEB
↓							



	kw				!#		
<b>TOYOTA - COROLLA (_E12_) 01/01→12/07</b>							
<b> Bremsbackensatz, Feststellbremse</b>							
2.0 D-4D (CDE120R_, CDE120L_)	85	05/03→02/07	➡	06/04→ 10/06		03.0137-0464.2 650464	Ø 172 x 22 + HEB
			➡	→ 05/04; Made in Großbritannien		03.0137-0464.2 650464	Ø 172 x 22 + HEB
<b>Zubehörsatz, Feststellbremsbacken</b>							
1.4 D (NDE120_)	66	07/04→02/07	➡	→ 10/06		03.0137-9294.2 669294	
1.8 VVTL-i TS (ZZE123_)	160	10/05→12/06					
1.8 VVTL-i TS (ZZE123_)	165	02/05→02/07					
1.4 VVT-i (ZZE120_)	71	01/02→12/06	➡	02/02→ 05/04; Made in Großbritannien		03.0137-9294.2 669294	
			➡	06/04→ 10/06		03.0137-9294.2 669294	
1.6 VVT-i (ZZE121_)	81	01/02→12/06	➡	08/02→ 05/04; Made in Großbritannien		03.0137-9294.2 669294	
			➡	06/04→ 10/06		03.0137-9294.2 669294	
1.8 VVTL-i TS	140	01/01→09/06	➡	→ 05/04; Made in Großbritannien		03.0137-9294.2 669294	
1.8 VVTL-i TS (ZZE123)	141	01/02→02/07					
2.0 D-4D (CDE120R_, CDE120L_)	81	01/02→12/06					
2.0 D-4D (CDE120_)	66	01/02→12/06	➡	08/02→ 05/04; Made in Großbritannien		03.0137-9294.2 669294	
2.0 D-4D (CDE120R_, CDE120L_)	85	05/03→02/07	➡	06/04→ 10/06		03.0137-9294.2 669294	
			➡	→ 05/04; Made in Großbritannien		03.0137-9294.2 669294	
<b> Seilzug, Feststellbremse</b>							
1.4 D (NDE120_)	66	07/04→02/07	←	☒; → 10/06; Scheibenbremse		24.3727-1919.2 581919	L= 398
			➡	☐; → 10/06; Scheibenbremse		24.3727-1928.2 581928	L= 1.637
			➡	☒; → 10/06; Scheibenbremse		24.3727-1929.2 581929	L= 1.698
1.4 VVT-i (ZZE120_)	71	01/02→12/06	←	☒; → 05/04; Made in Japan; Scheibenbremse		24.3727-1919.2 581919	L= 398
			←	☒; 02/02→ 05/04; Made in Großbritannien; Scheibenbremse		24.3727-1919.2 581919	L= 398
			←	☒; 06/04→ 10/06; Scheibenbremse		24.3727-1919.2 581919	L= 398
			➡	☐; → 05/04; Made in Japan; Scheibenbremse		24.3727-1926.2 581926	L= 1.616
			➡	☒; → 05/04; Made in Japan; Scheibenbremse		24.3727-1927.2 581927	L= 1.688
			➡	☐; 02/02→ 05/04; Made in Großbritannien; Scheibenbremse		24.3727-1928.2 581928	L= 1.637
			➡	☐; 06/04→ 10/06; Scheibenbremse		24.3727-1928.2 581928	L= 1.637
			➡	☒; 06/04→ 10/06; Scheibenbremse		24.3727-1929.2 581929	L= 1.698
			➡	☒; 02/02→ 05/04; Made in Großbritannien; Scheibenbremse		24.3727-1929.2 581929	L= 1.698
			1.6 VVT-i (ZZE121_)	81	01/02→12/06	←	☒; 08/02→ 05/04; Made in Großbritannien; Scheibenbremse
←	☒; → 05/04; Made in Japan; Scheibenbremse					24.3727-1919.2 581919	L= 398
←	☒; 06/04→ 10/06; Scheibenbremse					24.3727-1919.2 581919	L= 398
←	☒; 02/04→ 10/06; Scheibenbremse					24.3727-1919.2 581919	L= 398
➡	☐; → 05/04; Made in Japan; Scheibenbremse					24.3727-1926.2 581926	L= 1.616
➡	☒; → 05/04; Made in Japan; Scheibenbremse					24.3727-1927.2 581927	L= 1.688
➡	☐; 08/02→ 05/04; Made in Großbritannien; Scheibenbremse					24.3727-1928.2 581928	L= 1.637
➡	☐; 06/04→ 10/06; Scheibenbremse					24.3727-1928.2 581928	L= 1.637
➡	☐; 02/04→ 10/06; Scheibenbremse					24.3727-1928.2 581928	L= 1.637
➡	☒; 08/02→ 05/04; Made in Großbritannien; Scheibenbremse					24.3727-1929.2 581929	L= 1.698
1.8 VVTL-i TS	140	01/01→09/06	←	☒; → 05/04; Made in Großbritannien; Scheibenbremse		24.3727-1919.2 581919	L= 398
			↓				
1.8 VVTL-i TS (ZZE123)	141	01/02→02/07					

	kw				!#		
<b>TOYOTA - COROLLA (E12_) 01/01→12/07</b>							
 <b>Seilzug, Feststellbremse</b>							
2.0 D-4D (CDE120R_, CDE120L_)	81	01/02→12/06	➡	☐; → 05/04; Made in Großbritannien; Scheibenbremse	24.3727-1928.2	581928	L= 1.637
			➡	☐; → 05/04; Made in Großbritannien; Scheibenbremse	24.3727-1929.2	581929	L= 1.698
2.0 D-4D (CDE120_)	66	01/02→12/06	←	☐; → 05/04; Made in Japan; Scheibenbremse	24.3727-1919.2	581919	L= 398
			←	☐; 08/02→ 05/04; Made in Großbritannien; Scheibenbremse	24.3727-1919.2	581919	L= 398
			➡	☐; → 05/04; Made in Japan; Scheibenbremse	24.3727-1926.2	581926	L= 1.616
			➡	☐; → 05/04; Made in Japan; Scheibenbremse	24.3727-1927.2	581927	L= 1.688
			➡	☐; 08/02→ 05/04; Made in Großbritannien; Scheibenbremse	24.3727-1928.2	581928	L= 1.637
			➡	☐; 08/02→ 05/04; Made in Großbritannien; Scheibenbremse	24.3727-1929.2	581929	L= 1.698
			➡	☐; 08/02→ 05/04; Made in Großbritannien; Scheibenbremse	24.3727-1928.2	581928	L= 1.637
2.0 D-4D (CDE120R_, CDE120L_)	85	05/03→02/07	←	☐; 06/04→ 10/06; Scheibenbremse	24.3727-1919.2	581919	L= 398
			←	☐; → 05/04; Made in Großbritannien; Scheibenbremse	24.3727-1919.2	581919	L= 398
			➡	☐; → 05/04; Made in Großbritannien; Scheibenbremse	24.3727-1928.2	581928	L= 1.637
			➡	☐; 06/04→ 10/06; Scheibenbremse	24.3727-1928.2	581928	L= 1.637
			➡	☐; → 05/04; Made in Großbritannien; Scheibenbremse	24.3727-1929.2	581929	L= 1.698
			➡	☐; 06/04→ 10/06; Scheibenbremse	24.3727-1929.2	581929	L= 1.698
<b>TOYOTA - COROLLA Combi (E12_) 03/01→12/08</b>							
 <b>Bremsbackensatz, Feststellbremse</b>							
1.4 D4-D (NDE120_)	66	06/04→10/07	➡	→ 10/06	03.0137-0464.2	650464	Ø 172 x 22 + HEB
1.8 (ZZE122)	100	06/04→02/07	➡	→ 10/06	03.0137-0464.2	650464	Ø 172 x 22 + HEB
1.4 VVT-i (ZZE120_)	71	01/02→02/07	➡	→ 05/04; Made in Japan	03.0137-0459.2	650459	Ø 172 x 32
			➡	02/02→ 05/04; Made in Großbritannien	03.0137-0464.2	650464	Ø 172 x 22 + HEB
			➡	06/04→ 10/06	03.0137-0464.2	650464	Ø 172 x 22 + HEB
1.6 VVT-i (ZZE121_)	81	01/02→08/07	➡	→ 05/04; Made in Japan	03.0137-0459.2	650459	Ø 172 x 32
			➡	08/02→ 05/04; Made in Großbritannien	03.0137-0464.2	650464	Ø 172 x 22 + HEB
			➡	06/04→ 10/06	03.0137-0464.2	650464	Ø 172 x 22 + HEB
2.0 D-4D (CDE120_)	66	01/02→02/07	➡	→ 05/04; Made in Japan	03.0137-0459.2	650459	Ø 172 x 32
			➡	08/02→ 05/04; Made in Großbritannien	03.0137-0464.2	650464	Ø 172 x 22 + HEB
2.0 D-4D (CDE120_)	85	04/04→02/07	➡	06/04→ 10/06	03.0137-0464.2	650464	Ø 172 x 22 + HEB
			➡	→ 05/04; Made in Großbritannien	03.0137-0464.2	650464	Ø 172 x 22 + HEB
<b>Zubehörsatz, Feststellbremsbacken</b>							
1.4 D4-D (NDE120_)	66	06/04→10/07	➡	→ 10/06	03.0137-9294.2	669294	
1.8 (ZZE122)	100	06/04→02/07	➡	→ 10/06	03.0137-9294.2	669294	
1.4 VVT-i (ZZE120_)	71	01/02→02/07	➡	02/02→ 05/04; Made in Großbritannien	03.0137-9294.2	669294	
			➡	06/04→ 10/06	03.0137-9294.2	669294	
1.6 VVT-i (ZZE121_)	81	01/02→08/07	➡	08/02→ 05/04; Made in Großbritannien	03.0137-9294.2	669294	
			➡	06/04→ 10/06	03.0137-9294.2	669294	
2.0 D-4D (CDE120_)	66	01/02→02/07	➡	08/02→ 05/04; Made in Großbritannien	03.0137-9294.2	669294	
2.0 D-4D (CDE120_)	85	04/04→02/07	➡	06/04→ 10/06	03.0137-9294.2	669294	
			➡	→ 05/04; Made in Großbritannien	03.0137-9294.2	669294	
 <b>Seilzug, Feststellbremse</b>							
1.4 D4-D (NDE120_)	66	06/04→10/07	←	☐; → 10/06; Scheibenbremse	24.3727-1919.2	581919	L= 398
			➡	☐; → 10/06; Scheibenbremse	24.3727-1928.2	581928	L= 1.637
			➡	☐; → 10/06; Scheibenbremse	24.3727-1929.2	581929	L= 1.698
1.8 (ZZE122)	100	06/04→02/07	←	☐; → 10/06; Scheibenbremse	24.3727-1919.2	581919	L= 398
			←	☐; → 10/06; Scheibenbremse	24.3727-1919.2	581919	L= 398
1.4 VVT-i (ZZE120_)	71	01/02→02/07	←	☐; → 05/04; Made in Japan; Scheibenbremse	24.3727-1919.2	581919	L= 398
			←	☐; 02/02→ 05/04; Made in Großbritannien; Scheibenbremse	24.3727-1919.2	581919	L= 398
↓							

**TOYOTA - COROLLA Combi ( E12\_ ) 03/01→12/08**















**Seilzug, Feststellbremse**

1.4 VVT-i (ZZE120_)	71	01/02→02/07	←	☒; 06/04→ 10/06; Scheibenbremse	24.3727-1919.2	581919	L= 398
			→	☐; → 05/04; Made in Japan; Scheibenbremse	24.3727-1926.2	581926	L= 1.616
			→	☒; → 05/04; Made in Japan; Scheibenbremse	24.3727-1927.2	581927	L= 1.688
			→	☐; 02/02→ 05/04; Made in Großbritannien; Scheibenbremse	24.3727-1928.2	581928	L= 1.637
			→	☐; 06/04→ 10/06; Scheibenbremse	24.3727-1928.2	581928	L= 1.637
			→	☒; 06/04→ 10/06; Scheibenbremse	24.3727-1929.2	581929	L= 1.698
			→	☒; 02/02→ 05/04; Made in Großbritannien; Scheibenbremse	24.3727-1929.2	581929	L= 1.698
1.6 VVT-i (ZZE121_)	81	01/02→08/07	←	☒; 08/02→ 05/04; Made in Großbritannien; Scheibenbremse	24.3727-1919.2	581919	L= 398
			←	☒; → 05/04; Made in Japan; Scheibenbremse	24.3727-1919.2	581919	L= 398
			←	☒; 06/04→ 10/06; Scheibenbremse	24.3727-1919.2	581919	L= 398
			←	☒; 02/04→ 10/06; Scheibenbremse	24.3727-1919.2	581919	L= 398
			→	☐; → 05/04; Made in Japan; Scheibenbremse	24.3727-1926.2	581926	L= 1.616
			→	☐; → 05/04; Made in Japan; Scheibenbremse	24.3727-1927.2	581927	L= 1.688
			→	☐; 08/02→ 05/04; Made in Großbritannien; Scheibenbremse	24.3727-1928.2	581928	L= 1.637
			→	☐; 06/04→ 10/06; Scheibenbremse	24.3727-1928.2	581928	L= 1.637
			→	☐; 02/04→ 10/06; Scheibenbremse	24.3727-1928.2	581928	L= 1.637
			→	☒; 08/02→ 05/04; Made in Großbritannien; Scheibenbremse	24.3727-1929.2	581929	L= 1.698
			→	☒; 06/04→ 10/06; Scheibenbremse	24.3727-1929.2	581929	L= 1.698
→	☒; 02/04→ 10/06; Scheibenbremse	24.3727-1929.2	581929	L= 1.698			
2.0 D-4D (CDE120_)	66	01/02→02/07	←	☒; → 05/04; Made in Japan; Scheibenbremse	24.3727-1919.2	581919	L= 398
			←	☒; 08/02→ 05/04; Made in Großbritannien; Scheibenbremse	24.3727-1919.2	581919	L= 398
			→	☐; → 05/04; Made in Japan; Scheibenbremse	24.3727-1926.2	581926	L= 1.616
			→	☒; → 05/04; Made in Japan; Scheibenbremse	24.3727-1927.2	581927	L= 1.688
			→	☐; 08/02→ 05/04; Made in Großbritannien; Scheibenbremse	24.3727-1928.2	581928	L= 1.637
			→	☒; 08/02→ 05/04; Made in Großbritannien; Scheibenbremse	24.3727-1929.2	581929	L= 1.698
2.0 D-4D (CDE120_)	85	04/04→02/07	←	☒; 06/04→ 10/06; Scheibenbremse	24.3727-1919.2	581919	L= 398
			←	☒; → 05/04; Made in Großbritannien; Scheibenbremse	24.3727-1919.2	581919	L= 398
			→	☐; → 05/04; Made in Großbritannien; Scheibenbremse	24.3727-1928.2	581928	L= 1.637
			→	☐; 06/04→ 10/06; Scheibenbremse	24.3727-1928.2	581928	L= 1.637
			→	☐; → 05/04; Made in Großbritannien; Scheibenbremse	24.3727-1929.2	581929	L= 1.698
			→	☒; 06/04→ 10/06; Scheibenbremse	24.3727-1929.2	581929	L= 1.698

**TOYOTA - COROLLA Compact ( E10\_ ) 05/92→11/99**

**Radbremsszylinder**

1.3 XLI (EE101_)	55	08/95→04/97	→	☐	24.3217-1733.3	020559	Ø 17,46 ALU			
			1.6 Si (AE101_)	84	07/92→04/97	→	☐	24.3219-1729.3	020446	Ø 19,05 GG
			2.0 D (CE100_)			53	07/92→04/97	→	☐	24.3217-1734.3
1.6 i (AE101)	78	09/94→11/99	→	☐; → 04/97	24.3217-1733.3	020559	Ø 17,46 ALU			
			→	☐	24.3219-1730.3	020447	Ø 19,05 GG			
↓										

	kw				!#		
<b>TOYOTA - COROLLA Compact ( _E10_ ) 05/92→11/99</b>							
 <b>Radbremszylinder</b>							
1.6 i (AE101)	78	09/94→11/99	➔	☐; → 04/97		24.3217-1734.3 020560 24.3219-1730.3 020447	Ø 17,46 ALU Ø 19,05 GG
<b>Zubehörsatz, Bremsbacken</b>							
1.3 XLI (EE101_)	55	08/95→04/97	➔			03.0137-9114.2 669114	
1.6 Si (AE101_)	84	07/92→04/97	➔				
2.0 D (CE100_)	53	07/92→04/97	➔				
1.6 i (AE101)	78	09/94→11/99	➔	→ 04/97		03.0137-9114.2 669114	
 <b>Bremstrommel</b>							
1.3 XLI (EE101_)	55	08/95→04/97	➔			24.0220-0023.1 480084	Ø 200,0 x 56 / 201
1.6 Si (AE101_)	84	07/92→04/97	➔				
2.0 D (CE100_)	53	07/92→04/97	➔				
1.6 i (AE101)	78	09/94→11/99	➔	→ 04/97		24.0220-0023.1 480084	Ø 200,0 x 56 / 201
 <b>Bremsbackensatz</b>							
1.3 XLI (EE101_)	55	08/95→04/97	➔			03.0137-0221.2 650221	Ø 200 x 37
1.6 Si (AE101_)	84	07/92→04/97	➔			03.0137-0313.2 650313	Ø 200 x 37
2.0 D (CE100_)	53	07/92→04/97	➔				
1.6 i (AE101)	78	09/94→11/99	➔	→ 04/97		03.0137-0221.2 650221 03.0137-0313.2 650313	Ø 200 x 37 Ø 200 x 37
 <b>Seilzug, Feststellbremse</b>							
1.6 Si (AE101_)	84	07/92→04/97	➔	☐; → 05/93; Trommelbremse		24.3727-1907.2 581907	L= 1.585
2.0 D (CE100_)	53	07/92→04/97	➔	☐; → 05/93; Trommelbremse		24.3727-1908.2 581908	L= 1.603
<b>TOYOTA - COROLLA Compact ( _E11_ ) 04/97→01/02</b>							
 <b>Radbremszylinder</b>							
1.4 (EE111_)	63	05/97→09/99	➔	☐		24.3219-1729.3 020446	Ø 19,05 GG
1.6 (ZZE112_)	81	10/99→10/01	➔	☐		24.3219-1730.3 020447	Ø 19,05 GG
1.4 (ZZE111_)	71	02/00→01/02	➔	☐; → 12/01		24.3219-1729.3 020446	Ø 19,05 GG
1.9 D (WZE110_)	51	02/00→01/02	➔	☐; → 12/01		24.3219-1730.3 020447	Ø 19,05 GG
1.6 (AE111_)	81	04/97→02/00	➔	☐; 05/97→ 01/00		24.3219-1729.3 020446	Ø 19,05 GG
1.6 Aut. (AE111_)	79	04/97→02/00	➔	☐; 05/97→ 01/00		24.3219-1730.3 020447	Ø 19,05 GG
2.0 D (CE110_)	53	04/97→02/00	➔	☐; 05/97→ 01/00			
<b>Zubehörsatz, Bremsbacken</b>							
1.4 (EE111_)	63	05/97→09/99	➔			03.0137-9114.2 669114	
1.6 (ZZE112_)	81	10/99→10/01	➔			03.0137-9301.2 669301	TRW
1.4 (ZZE111_)	71	02/00→01/02	➔	→ 12/01		03.0137-9114.2 669114	
1.9 D (WZE110_)	51	02/00→01/02	➔			03.0137-9301.2 669301	TRW
1.6 (AE111_)	81	04/97→02/00	➔	05/97→ 01/00		03.0137-9114.2 669114	
1.6 Aut. (AE111_)	79	04/97→02/00	➔			03.0137-9301.2 669301	TRW
2.0 D (CE110_)	53	04/97→02/00	➔				
 <b>Bremstrommel</b>							
1.4 (EE111_)	63	05/97→09/99	➔			24.0220-0023.1 480084	Ø 200,0 x 56 / 201
1.6 (ZZE112_)	81	10/99→10/01	➔				
1.4 (ZZE111_)	71	02/00→01/02	➔	→ 12/01		24.0220-0023.1 480084	Ø 200,0 x 56 / 201
1.9 D (WZE110_)	51	02/00→01/02	➔				
1.6 (AE111_)	81	04/97→02/00	➔	09/98→		24.0220-0023.1 480084	Ø 200,0 x 56 / 201
1.6 Aut. (AE111_)	79	04/97→02/00	➔				
2.0 D (CE110_)	53	04/97→02/00	➔	05/97→ 01/00		24.0220-0023.1 480084	Ø 200,0 x 56 / 201
 <b>Bremsbackensatz</b>							
1.4 (EE111_)	63	05/97→09/99	➔			03.0137-0313.2 650313	Ø 200 x 37
1.6 (ZZE112_)	81	10/99→10/01	➔	Made in Großbritannien		03.0137-0375.2 650375	TRW Ø 200 x 37 + HEB
1.4 (ZZE111_)	71	02/00→01/02	➔	→ 12/01		03.0137-0313.2 650313	Ø 200 x 37
1.9 D (WZE110_)	51	02/00→01/02	➔	→ 12/01; Made in Großbritannien		03.0137-0375.2 650375	TRW Ø 200 x 37 + HEB
1.6 (AE111_)	81	04/97→02/00	➔	05/97→ 01/00		03.0137-0313.2 650313	Ø 200 x 37
1.6 Aut. (AE111_)	79	04/97→02/00	➔	05/97→ 01/00; Made in Großbritannien		03.0137-0375.2 650375	TRW Ø 200 x 37 + HEB
2.0 D (CE110_)	53	04/97→02/00	➔				
 <b>Seilzug, Feststellbremse</b>							
1.4 (EE111_)	63	05/97→09/99	➔	☐; 08/98→; Scheibenbremse		24.3727-1918.2 581918	L= 292
			➔	☐; → 07/98; Trommelbremse		24.3727-1918.2 581918	L= 292
↓							

**TOYOTA - COROLLA Compact ( \_E11\_ ) 04/97→01/02**

**Seilzug, Feststellbremse**

1.4 (EE111_)	63	05/97→09/99	➡	☐; → 07/98; Trommelbremse	24.3727-1907.2	581907	L= 1.585
			➡	☐; → 07/98; Trommelbremse	24.3727-1908.2	581908	L= 1.603
			➡	☐; 08/98→; Scheibenbremse	24.3727-1922.2	581922	L= 1.448
			➡	☐; 08/98→; Scheibenbremse	24.3727-1923.2	581923	L= 1.457
1.4 (ZZE111_) 1.9 D (WZE110_)	71 51	02/00→01/02 02/00→01/02	←	☐; → 12/01; Scheibenbremse	24.3727-1918.2	581918	L= 292
			←	☐; → 12/01; Trommelbremse	24.3727-1918.2	581918	L= 292
			➡	☐; → 12/01; Trommelbremse	24.3727-1907.2	581907	L= 1.585
			➡	☐; → 12/01; Trommelbremse	24.3727-1908.2	581908	L= 1.603
			➡	☐; → 12/01; Scheibenbremse	24.3727-1922.2	581922	L= 1.448
			➡	☐; → 12/01; Scheibenbremse	24.3727-1923.2	581923	L= 1.457
1.6 (AE111_) 1.6 Aut. (AE111_) 2.0 D (CE110_)	81 79 53	04/97→02/00 04/97→02/00 04/97→02/00	←	☐; 08/98→ 01/00; Scheibenbremse	24.3727-1918.2	581918	L= 292
			←	☐; 05/97→ 07/98; Trommelbremse	24.3727-1918.2	581918	L= 292
			➡	☐; 05/97→ 07/98; Trommelbremse	24.3727-1907.2	581907	L= 1.585
			➡	☐; 05/97→ 07/98; Trommelbremse	24.3727-1908.2	581908	L= 1.603
			➡	☐; 08/98→ 01/00; Scheibenbremse	24.3727-1922.2	581922	L= 1.448
			➡	☐; 08/98→ 01/00; Scheibenbremse	24.3727-1923.2	581923	L= 1.457
1.6 (ZZE112_)	81	10/99→10/01	←	☐; Trommelbremse	24.3727-1918.2	581918	L= 292
			←	☐; Scheibenbremse	24.3727-1918.2	581918	L= 292
			➡	☐; Trommelbremse	24.3727-1907.2	581907	L= 1.585
			➡	☐; Trommelbremse	24.3727-1908.2	581908	L= 1.603
			➡	☐; Scheibenbremse	24.3727-1922.2	581922	L= 1.448
			➡	☐; Scheibenbremse	24.3727-1923.2	581923	L= 1.457
2.0 D-4D (CDE110_)	66	09/00→01/02	←	☐; → 12/01; Scheibenbremse	24.3727-1918.2	581918	L= 292
			➡	☐; → 12/01; Scheibenbremse	24.3727-1922.2	581922	L= 1.448
			➡	☐; → 12/01; Scheibenbremse	24.3727-1923.2	581923	L= 1.457

**TOYOTA - COROLLA Kombi ( \_E10\_ ) 05/92→04/97**

**Radbremszylinder**

1.3 XLI (EE101_) 1.6 Si (AE101_) 2.0 D (CE100_)	55 84 53	09/95→04/97 07/92→04/97 07/92→04/97	➡	☐	24.3217-1733.3	020559	Ø 17,46 ALU
			➡	☐	24.3219-1729.3	020446	Ø 19,05 GG
			➡	☐	24.3217-1734.3	020560	Ø 17,46 ALU
1.8	81	09/92→04/97	➡	☐; → 05/95	24.3217-1733.3	020559	Ø 17,46 ALU
			➡	☐; → 05/95	24.3217-1734.3	020560	Ø 17,46 ALU
1.8 16V 4WD (AE103_)	81	09/95→04/97	➡	☐	24.3217-1733.3	020559	Ø 17,46 ALU
			➡	☐	24.3217-1734.3	020560	Ø 17,46 ALU

**Zubehörsatz, Bremsbacken**

1.3 XLI (EE101_) 1.6 Si (AE101_) 1.8 16V 4WD (AE103_) 2.0 D (CE100_)	55 84 81 53	09/95→04/97 07/92→04/97 09/95→04/97 07/92→04/97	➡		03.0137-9114.2	669114	
			➡				
			➡				
			➡	→ 05/95	03.0137-9114.2	669114	
1.8	81	09/92→04/97	➡	→ 05/95			

**Bremstrommel**

1.3 XLI (EE101_) 1.6 Si (AE101_) 2.0 D (CE100_)	55 84 53	09/95→04/97 07/92→04/97 07/92→04/97	➡		24.0220-0023.1	480084	Ø 200,0 x 56 / 201
			➡				
			➡	→ 05/95	24.0220-0023.1	480084	Ø 200,0 x 56 / 201
1.8	81	09/92→04/97	➡	→ 05/95			












**Bremsbackensatz**

1.3 XLI (EE101_) 1.6 Si (AE101_) 2.0 D (CE100_)	55 84 53	09/95→04/97 07/92→04/97 07/92→04/97	➡		03.0137-0221.2	650221	Ø 200 x 37
			➡		03.0137-0313.2	650313	Ø 200 x 37
			➡	→ 05/95	03.0137-0313.2	650313	Ø 200 x 37
1.8 16V 4WD (AE103_)	81	09/95→04/97	➡		03.0137-0313.2	650313	Ø 200 x 37
















**Seilzug, Feststellbremse**











1.6 Si (AE101_)	84	07/92→04/97	➡	☐; → 05/93; Trommelbremse	24.3727-1907.2	581907	L= 1.585
↓							









	kw				!#		
<b>TOYOTA - COROLLA Kombi ( E10 ) 05/92→04/97</b>							
 <b>Seilzug, Feststellbremse</b>							
2.0 D (CE100_)	53	07/92→04/97	➡	☐; → 05/93; Trommelbremse		24.3727-1908.2 581908	L= 1.603
1.8	81	09/92→04/97	➡	☐; → 05/95; Trommelbremse		24.3727-1907.2 581907	L= 1.585
			➡	☐; → 05/95; Trommelbremse		24.3727-1908.2 581908	L= 1.603
			➡	☐; → 05/95; Scheibenbremse		24.3727-1922.2 581922	L= 1.448
			➡	☐; → 05/95; Scheibenbremse		24.3727-1923.2 581923	L= 1.457
<b>TOYOTA - COROLLA Kombi ( E11 ) 04/97→10/01</b>							
 <b>Radbremsszylinder</b>							
1.4 (EE111_)	63	04/97→02/00	➡	☐; 05/97→ 01/00		24.3219-1729.3 020446	Ø 19,05 GG
1.6 (AE111_)	81	04/97→02/00	➡	☐; 05/97→ 01/00		24.3219-1730.3 020447	Ø 19,05 GG
1.6 Aut. (AE111_)	79	04/97→02/00					
2.0 D (CE110_)	53	04/97→02/00	➡				
1.4 16V (ZZE111_)	71	02/00→10/01	➡	☐		24.3219-1729.3 020446	Ø 19,05 GG
1.6 16V (ZZE112_)	81	02/00→10/01	➡	☐		24.3219-1730.3 020447	Ø 19,05 GG
1.8	81	10/97→10/01					
1.9 D (WZE110_)	51	02/00→10/01	➡				
1.8 4WD (AE115_)	81	04/97→10/01	➡	☐; 05/97→		24.3219-1729.3 020446	Ø 19,05 GG
			➡	☐; 05/97→		24.3219-1730.3 020447	Ø 19,05 GG
<b>Zubehörsatz, Bremsbacken</b>							
1.4 (EE111_)	63	04/97→02/00	➡	05/97→ 01/00		03.0137-9114.2 669114	TRW
1.6 (AE111_)	81	04/97→02/00	➡			03.0137-9301.2 669301	
1.6 Aut. (AE111_)	79	04/97→02/00					
2.0 D (CE110_)	53	04/97→02/00					
1.4 16V (ZZE111_)	71	02/00→10/01	➡			03.0137-9114.2 669114	TRW
1.6 16V (ZZE112_)	81	02/00→10/01	➡			03.0137-9301.2 669301	
1.8	81	10/97→10/01					
1.9 D (WZE110_)	51	02/00→10/01					
1.8 4WD (AE115_)	81	04/97→10/01	➡	05/97→		03.0137-9114.2 669114	TRW
			➡	☐; 05/97→		03.0137-9301.2 669301	
 <b>Bremstrommel</b>							
1.4 (EE111_)	63	04/97→02/00	➡	05/97→ 01/00		24.0220-0023.1 480084	Ø 200,0 x 56 / 201
2.0 D (CE110_)	53	04/97→02/00	➡				
1.4 16V (ZZE111_)	71	02/00→10/01	➡			24.0220-0023.1 480084	Ø 200,0 x 56 / 201
1.6 16V (ZZE112_)	81	02/00→10/01	➡				
1.9 D (WZE110_)	51	02/00→10/01					
1.6 (AE111_)	81	04/97→02/00	➡	09/98→		24.0220-0023.1 480084	Ø 200,0 x 56 / 201
1.6 Aut. (AE111_)	79	04/97→02/00	➡				
 <b>Bremsbackensatz</b>							
1.4 (EE111_)	63	04/97→02/00	➡	05/97→ 01/00		03.0137-0313.2 650313	Ø 200 x 37
1.6 (AE111_)	81	04/97→02/00	➡	05/97→ 01/00; Made in Großbritannien		03.0137-0375.2 650375	TRW Ø 200 x 37 + HEB
1.6 Aut. (AE111_)	79	04/97→02/00					
2.0 D (CE110_)	53	04/97→02/00	➡				
1.4 16V (ZZE111_)	71	02/00→10/01	➡			03.0137-0313.2 650313	Ø 200 x 37
1.6 16V (ZZE112_)	81	02/00→10/01	➡	Made in Großbritannien		03.0137-0375.2 650375	TRW Ø 200 x 37 + HEB
1.8	81	10/97→10/01					
1.9 D (WZE110_)	51	02/00→10/01	➡				
1.8 4WD (AE115_)	81	04/97→10/01	➡	05/97→		03.0137-0313.2 650313	Ø 200 x 37
			➡	05/97→; Made in Großbritannien		03.0137-0375.2 650375	TRW Ø 200 x 37 + HEB
 <b>Seilzug, Feststellbremse</b>							
1.4 (EE111_)	63	04/97→02/00	←	☐; 08/98→ 01/00; Scheibenbremse		24.3727-1918.2 581918	L= 292
1.6 (AE111_)	81	04/97→02/00	←	☐; 05/97→ 07/98; Trommelbremse		24.3727-1918.2 581918	L= 292
1.6 Aut. (AE111_)	79	04/97→02/00					
2.0 D (CE110_)	53	04/97→02/00	➡	☐; 05/97→ 07/98; Trommelbremse		24.3727-1907.2 581907	L= 1.585
			➡	☐; 05/97→ 07/98; Trommelbremse		24.3727-1908.2 581908	L= 1.603
			➡	☐; 08/98→ 01/00; Scheibenbremse		24.3727-1922.2 581922	L= 1.448
			➡	☐; 08/98→ 01/00; Scheibenbremse		24.3727-1923.2 581923	L= 1.457
			➡				
1.4 16V (ZZE111_)	71	02/00→10/01	←	☐; Trommelbremse		24.3727-1918.2 581918	L= 292
1.6 16V (ZZE112_)	81	02/00→10/01	←	☐; Scheibenbremse		24.3727-1918.2 581918	L= 292
1.9 D (WZE110_)	51	02/00→10/01					
			➡	☐; Trommelbremse		24.3727-1907.2 581907	L= 1.585
			➡	☐; Trommelbremse		24.3727-1908.2 581908	L= 1.603
			➡	☐; Scheibenbremse		24.3727-1922.2 581922	L= 1.448
			➡	☐; Scheibenbremse		24.3727-1923.2 581923	L= 1.457
			➡				
2.0 D-4D (CDE110_)	66	09/00→10/01	←	☐; Scheibenbremse		24.3727-1918.2 581918	L= 292

















	kw					
<b>TOYOTA - COROLLA Kombi ( E11 ) 04/97→10/01</b>						
 <b>Seilzug, Feststellbremse</b>						
2.0 D-4D (CDE110_)	66	09/00→10/01	➔	<input type="checkbox"/> ; Scheibenbremse	24.3727-1922.2	581922 L= 1.448
			➔	<input type="checkbox"/> ; Scheibenbremse	24.3727-1923.2	581923 L= 1.457
<b>TOYOTA - COROLLA LEVIN Coupe ( E10 ) 06/91→08/97</b>						
 <b>Seilzug, Feststellbremse</b>						
1.6 GT	85	06/91→08/97	➔	<input type="checkbox"/> ; 05/92→ 05/93; Trommelbremse	24.3727-1907.2	581907 L= 1.585
			➔	<input type="checkbox"/> ; 05/92→ 05/93; Trommelbremse	24.3727-1908.2	581908 L= 1.603
			➔	<input type="checkbox"/> ; 05/92→ 05/95; Scheibenbremse	24.3727-1922.2	581922 L= 1.448
			➔	<input type="checkbox"/> ; 05/92→ 05/95; Scheibenbremse	24.3727-1923.2	581923 L= 1.457
<b>TOYOTA - COROLLA Liftback ( E10 ) 05/92→04/97</b>						
 <b>Radbremszylinder</b>						
1.3 XLI (EE101_)	65	07/92→04/97	➔	<input type="checkbox"/>	24.3217-1733.3	020559 Ø 17,46 ALU
1.6 GLI (AE101_)	84	07/92→04/97			24.3219-1729.3	020446 Ø 19,05 GG
2.0 D (CE100_)	53	07/92→04/97	➔	<input type="checkbox"/>	24.3217-1734.3	020560 Ø 17,46 ALU
					24.3219-1730.3	020447 Ø 19,05 GG
<b>Zubehörsatz, Bremsbacken</b>						
1.3 XLI (EE101_)	65	07/92→04/97	➔		03.0137-9114.2	669114
1.6 GLI (AE101_)	84	07/92→04/97				
2.0 D (CE100_)	53	07/92→04/97				
 <b>Bremstrommel</b>						
1.3 XLI (EE101_)	65	07/92→04/97	➔		24.0220-0023.1	480084 Ø 200,0 x 56 / 201
1.6 GLI (AE101_)	84	07/92→04/97				
2.0 D (CE100_)	53	07/92→04/97				
 <b>Bremsbackensatz</b>						
1.3 XLI (EE101_)	65	07/92→04/97	➔		03.0137-0221.2	650221 Ø 200 x 37
1.6 GLI (AE101_)	84	07/92→04/97			03.0137-0313.2	650313 Ø 200 x 37
2.0 D (CE100_)	53	07/92→04/97				
 <b>Seilzug, Feststellbremse</b>						
1.3 XLI (EE101_)	65	07/92→04/97	➔	<input type="checkbox"/> ; → 05/93; Trommelbremse	24.3727-1907.2	581907 L= 1.585
1.6 GLI (AE101_)	84	07/92→04/97			24.3727-1908.2	581908 L= 1.603
2.0 D (CE100_)	53	07/92→04/97	➔	<input type="checkbox"/> ; → 05/93; Trommelbremse		
<b>TOYOTA - COROLLA Liftback ( E11 ) 04/97→01/02</b>						
 <b>Radbremszylinder</b>						
1.4 (EE111_)	63	04/97→02/00	➔	<input type="checkbox"/> ; 05/97→ 01/00	24.3219-1729.3	020446 Ø 19,05 GG
1.6 (AE111_)	81	04/97→02/00				
1.6 Aut. (AE111_)	79	04/97→02/00	➔	<input type="checkbox"/> ; 05/97→ 01/00	24.3219-1730.3	020447 Ø 19,05 GG
2.0 D (CE110)	53	04/97→02/00				
1.4 (ZZE111_)	71	02/00→01/02	➔	<input type="checkbox"/> ; → 12/01	24.3219-1729.3	020446 Ø 19,05 GG
1.6 (ZZE112_)	81	02/00→01/02				
1.9 D (WZE110_)	51	02/00→01/02	➔	<input type="checkbox"/> ; → 12/01	24.3219-1730.3	020447 Ø 19,05 GG
<b>Zubehörsatz, Bremsbacken</b>						
1.4 (EE111_)	63	04/97→02/00	➔	05/97→ 01/00	03.0137-9114.2	669114
1.6 (AE111_)	81	04/97→02/00			03.0137-9301.2	669301 TRW
1.6 Aut. (AE111_)	79	04/97→02/00				
2.0 D (CE110)	53	04/97→02/00				
1.4 (ZZE111_)	71	02/00→01/02	➔	→ 12/01	03.0137-9114.2	669114
1.6 (ZZE112_)	81	02/00→01/02			03.0137-9301.2	669301 TRW
1.9 D (WZE110_)	51	02/00→01/02				
 <b>Bremstrommel</b>						
1.4 (EE111_)	63	04/97→02/00	➔	05/97→ 01/00	24.0220-0023.1	480084 Ø 200,0 x 56 / 201
2.0 D (CE110)	53	04/97→02/00				
1.4 (ZZE111_)	71	02/00→01/02	➔	→ 12/01	24.0220-0023.1	480084 Ø 200,0 x 56 / 201
1.6 (ZZE112_)	81	02/00→01/02				
1.9 D (WZE110_)	51	02/00→01/02				
1.6 (AE111_)	81	04/97→02/00	➔	09/98→	24.0220-0023.1	480084 Ø 200,0 x 56 / 201
1.6 Aut. (AE111_)	79	04/97→02/00				
 <b>Bremsbackensatz</b>						
1.4 (EE111_)	63	04/97→02/00	➔	05/97→ 01/00	03.0137-0313.2	650313 Ø 200 x 37
1.6 (AE111_)	81	04/97→02/00				
1.6 Aut. (AE111_)	79	04/97→02/00	➔	05/97→ 01/00; Made in Großbritannien	03.0137-0375.2	650375 TRW Ø 200 x 37 + HEB
2.0 D (CE110)	53	04/97→02/00				
↓						
















	kw				!#		
<b>TOYOTA - COROLLA Liftback ( _E11_ ) 04/97→01/02</b>							
<b> Bremsbackensatz</b>							
1.4 (ZZE111_) 1.6 (ZZE112_) 1.9 D (WZE110_)	71 81 51	02/00→01/02 02/00→01/02 02/00→01/02	➡	→ 12/01 → 12/01; Made in Großbritannien		03.0137-0313.2 650313 03.0137-0375.2 650375	Ø 200 x 37 TRW Ø 200 x 37 + HEB
<b> Seilzug, Feststellbremse</b>							
1.4 (EE111_) 1.6 (AE111_) 1.6 Aut. (AE111_) 2.0 D (CE110)	63 81 79 53	04/97→02/00 04/97→02/00 04/97→02/00 04/97→02/00	←	⬆; 08/98→ 01/00; Scheibenbremse ⬆; 05/97→ 07/98; Trommelbremse ☐; 05/97→ 07/98; Trommelbremse ☐; 05/97→ 07/98; Trommelbremse ☐; 08/98→ 01/00; Scheibenbremse ☐; 08/98→ 01/00; Scheibenbremse		24.3727-1918.2 581918 24.3727-1918.2 581918 24.3727-1907.2 581907 24.3727-1908.2 581908 24.3727-1922.2 581922 24.3727-1923.2 581923	L= 292 L= 292 L= 1.585 L= 1.603 L= 1.448 L= 1.457
1.4 (ZZE111_) 1.6 (ZZE112_) 1.9 D (WZE110_)	71 81 51	02/00→01/02 02/00→01/02 02/00→01/02	←	⬆; → 12/01; Scheibenbremse ⬆; → 12/01; Trommelbremse ☐; → 12/01; Trommelbremse ☐; → 12/01; Trommelbremse ☐; → 12/01; Scheibenbremse ☐; → 12/01; Scheibenbremse		24.3727-1918.2 581918 24.3727-1918.2 581918 24.3727-1907.2 581907 24.3727-1908.2 581908 24.3727-1922.2 581922 24.3727-1923.2 581923	L= 292 L= 292 L= 1.585 L= 1.603 L= 1.448 L= 1.457
2.0 D-4D (CDE110_)	66	09/00→01/02	←	⬆; → 12/01; Scheibenbremse ☐; → 12/01; Scheibenbremse ☐; → 12/01; Scheibenbremse		24.3727-1918.2 581918 24.3727-1922.2 581922 24.3727-1923.2 581923	L= 292 L= 1.448 L= 1.457
<b>TOYOTA - COROLLA Stufenheck ( _E12_ ) 08/00→03/08</b>							
<b> Bremsbackensatz, Feststellbremse</b>							
1.4 D-4D (NDE120_)	66	06/04→10/06	➡			03.0137-0464.2 650464	Ø 172 x 22 + HEB
1.4 VVT-i (ZZE120_)	71	10/01→10/06	➡	→ 05/04; Made in Japan 06/04→ → 05/04; Made in Großbritannien		03.0137-0459.2 650459 03.0137-0464.2 650464 03.0137-0464.2 650464	Ø 172 x 32 Ø 172 x 22 + HEB Ø 172 x 22 + HEB
1.5 (ZZA120_, ZZE123_)	80	11/01→07/07	➡	→ 05/04; Made in Japan 08/02→ 05/04; Made in Großbritannien 06/04→ 10/06		03.0137-0459.2 650459 03.0137-0464.2 650464 03.0137-0464.2 650464	Ø 172 x 32 Ø 172 x 22 + HEB Ø 172 x 22 + HEB
1.6 VVT-i (ZZE121_)	81	10/01→07/07	➡	01/02→ 05/04; Made in Japan 08/02→ 05/04; Made in Großbritannien 06/04→ 10/06		03.0137-0459.2 650459 03.0137-0464.2 650464 03.0137-0464.2 650464	Ø 172 x 32 Ø 172 x 22 + HEB Ø 172 x 22 + HEB
2.0 D-4D (CDE120_)	66	01/02→12/06	➡	→ 05/04; Made in Japan 05/03→ 05/04; Made in Großbritannien → 05/04; Made in Großbritannien		03.0137-0459.2 650459 03.0137-0464.2 650464 03.0137-0464.2 650464	Ø 172 x 32 Ø 172 x 22 + HEB Ø 172 x 22 + HEB
2.0 D-4D (CDE120_)	85	06/04→07/07	➡	→ 10/06		03.0137-0464.2 650464	Ø 172 x 22 + HEB
<b>Zubehörsatz, Feststellbremsbacken</b>							
1.4 D-4D (NDE120_)	66	06/04→10/06	➡			03.0137-9294.2 669294	
1.4 VVT-i (ZZE120_)	71	10/01→10/06	➡	06/04→ → 05/04; Made in Großbritannien		03.0137-9294.2 669294 03.0137-9294.2 669294	
1.5 (ZZA120_, ZZE123_) 1.6 VVT-i (ZZE121_)	80 81	11/01→07/07 10/01→07/07	➡	08/02→ 05/04; Made in Großbritannien 06/04→ 10/06		03.0137-9294.2 669294 03.0137-9294.2 669294	
2.0 D-4D (CDE120_)	66	01/02→12/06	➡	05/03→ 05/04; Made in Großbritannien → 05/04; Made in Großbritannien		03.0137-9294.2 669294 03.0137-9294.2 669294	
2.0 D-4D (CDE120_)	85	06/04→07/07	➡	→ 10/06		03.0137-9294.2 669294	
<b> Seilzug, Feststellbremse</b>							
1.4 D-4D (NDE120_)	66	06/04→10/06	←	⬆; Scheibenbremse ☐; Scheibenbremse ☐; Scheibenbremse		24.3727-1919.2 581919 24.3727-1928.2 581928 24.3727-1929.2 581929	L= 398 L= 1.637 L= 1.698
1.4 VVT-i (ZZE120_)	71	10/01→10/06	←	⬆; → 05/04; Made in Japan; Scheibenbremse ⬆; 06/04→; Scheibenbremse		24.3727-1919.2 581919 24.3727-1919.2 581919	L= 398 L= 398
↓							













	kw				!#		
<b>TOYOTA - COROLLA Stufenheck ( _E12_ ) 08/00→03/08</b>							
<b>Seilzug, Feststellbremse</b>							
1.4 VVT-i (ZZE120_)	71	10/01→10/06	←	↑; → 05/04; Made in Großbritannien; Scheibenbremse	24.3727-1919.2	581919	L= 398
			→	□; → 05/04; Made in Japan; Scheibenbremse	24.3727-1926.2	581926	L= 1.616
			→	□; → 05/04; Made in Japan; Scheibenbremse	24.3727-1927.2	581927	L= 1.688
			→	□; 06/04→; Scheibenbremse	24.3727-1928.2	581928	L= 1.637
			→	□; → 05/04; Made in Großbritannien; Scheibenbremse	24.3727-1928.2	581928	L= 1.637
			→	□; 06/04→; Scheibenbremse	24.3727-1929.2	581929	L= 1.698
			→	□; → 05/04; Made in Großbritannien; Scheibenbremse	24.3727-1929.2	581929	L= 1.698
1.5 (ZZA120_, ZZE123_)	80	11/01→07/07	←	↑; 08/02→ 05/04; Made in Großbritannien; Scheibenbremse	24.3727-1919.2	581919	L= 398
			←	↑; → 05/04; Made in Japan; Scheibenbremse	24.3727-1919.2	581919	L= 398
			←	↑; 06/04→ 10/06; Scheibenbremse	24.3727-1919.2	581919	L= 398
			←	↑; 02/04→ 10/06; Scheibenbremse	24.3727-1919.2	581919	L= 398
			→	□; → 05/04; Made in Japan; Scheibenbremse	24.3727-1926.2	581926	L= 1.616
			→	□; → 05/04; Made in Japan; Scheibenbremse	24.3727-1927.2	581927	L= 1.688
			→	□; 08/02→ 05/04; Made in Großbritannien; Scheibenbremse	24.3727-1928.2	581928	L= 1.637
			→	□; 06/04→ 10/06; Scheibenbremse	24.3727-1928.2	581928	L= 1.637
			→	□; 02/04→ 10/06; Scheibenbremse	24.3727-1928.2	581928	L= 1.637
			→	□; 08/02→ 05/04; Made in Großbritannien; Scheibenbremse	24.3727-1929.2	581929	L= 1.698
			→	□; 06/04→ 10/06; Scheibenbremse	24.3727-1929.2	581929	L= 1.698
1.6 VVT-i (ZZE121_)	81	10/01→07/07	←	↑; 01/02→ 05/04; Made in Japan; Scheibenbremse	24.3727-1919.2	581919	L= 398
			←	↑; 06/04→ 10/06; Scheibenbremse	24.3727-1919.2	581919	L= 398
			←	↑; 08/02→ 05/04; Made in Großbritannien; Scheibenbremse	24.3727-1919.2	581919	L= 398
			←	↑; 02/04→ 10/06; Scheibenbremse	24.3727-1919.2	581919	L= 398
			→	□; 01/02→ 05/04; Made in Japan; Scheibenbremse	24.3727-1926.2	581926	L= 1.616
			→	□; 01/02→ 05/04; Made in Japan; Scheibenbremse	24.3727-1927.2	581927	L= 1.688
			→	□; 06/04→ 10/06; Scheibenbremse	24.3727-1928.2	581928	L= 1.637
			→	□; 02/04→ 10/06; Scheibenbremse	24.3727-1928.2	581928	L= 1.637
			→	□; 08/02→ 05/04; Made in Großbritannien; Scheibenbremse	24.3727-1928.2	581928	L= 1.637
			→	□; 02/04→ 10/06; Scheibenbremse	24.3727-1929.2	581929	L= 1.698
			→	□; 08/02→ 05/04; Made in Großbritannien; Scheibenbremse	24.3727-1929.2	581929	L= 1.698
2.0 D-4D (CDE120_)	66	01/02→12/06	←	↑; → 05/04; Made in Japan; Scheibenbremse	24.3727-1919.2	581919	L= 398
			←	↑; 05/03→ 05/04; Made in Großbritannien; Scheibenbremse	24.3727-1919.2	581919	L= 398
			←	↑; → 05/04; Made in Großbritannien; Scheibenbremse	24.3727-1919.2	581919	L= 398
			→	□; → 05/04; Made in Japan; Scheibenbremse	24.3727-1926.2	581926	L= 1.616
			→	□; → 05/04; Made in Japan; Scheibenbremse	24.3727-1927.2	581927	L= 1.688
			→	□; 05/03→ 05/04; Made in Großbritannien; Scheibenbremse	24.3727-1928.2	581928	L= 1.637















	kw					!#		
<b>TOYOTA - COROLLA Stufenheck (_E12_) 08/00→03/08</b>								
 <b>Seilzug, Feststellbremse</b>								
2.0 D-4D (CDE120_)	66	01/02→12/06	➡	☐; → 05/04; Made in Großbritannien; Scheibenbremse	24.3727-1928.2	581928	L= 1.637	
			➡	☐; 05/03→ 05/04; Made in Großbritannien; Scheibenbremse	24.3727-1929.2	581929	L= 1.698	
			➡	☐; → 05/04; Made in Großbritannien; Scheibenbremse	24.3727-1929.2	581929	L= 1.698	
2.0 D-4D (CDE120_)	85	06/04→07/07	←	☒; → 10/06; Scheibenbremse	24.3727-1919.2	581919	L= 398	
			➡	☐; → 10/06; Scheibenbremse	24.3727-1928.2	581928	L= 1.637	
			➡	☐; → 10/06; Scheibenbremse	24.3727-1929.2	581929	L= 1.698	
<b>TOYOTA - COROLLA Stufenheck (_E15_) 10/06→</b>								
 <b>Seilzug, Feststellbremse</b>								
1.33	74	01/07→	➡	☐; 10/08→ 05/13; Scheibenbremse	24.3727-1935.2	581935	L= 1.585	
			➡	☐; 10/08→ 05/13; Scheibenbremse	24.3727-1936.2	581936	L= 1.576	
1.4 D-4D	66	10/06→	➡	☐; 01/09→ 05/13; Scheibenbremse	24.3727-1957.2	581957	L= 1.886	
			➡	☐; 01/09→ 05/13; Scheibenbremse	24.3727-1958.2	581958	L= 1.917	
1.4 VVT-i (ZZE150_)	71	11/06→11/13	➡	☐; → 12/08; Scheibenbremse	24.3727-1935.2	581935	L= 1.585	
1.6 Dual VVTi (ZRE141)	91	01/07→	➡	☐; → 12/08; Scheibenbremse	24.3727-1936.2	581936	L= 1.576	
1.6 VVT-i (ZZE141_)	81	08/07→06/13	➡	☐; → 12/08; Scheibenbremse	24.3727-1936.2	581936	L= 1.576	
1.6	97	01/09→	➡	☐; → 05/13; Scheibenbremse	24.3727-1935.2	581935	L= 1.585	
			➡	☐; → 05/13; Scheibenbremse	24.3727-1936.2	581936	L= 1.576	
2.0 D-4D	93	01/07→	➡	☐; → 05/13; Scheibenbremse	24.3727-1957.2	581957	L= 1.886	
			➡	☐; → 05/13; Scheibenbremse	24.3727-1958.2	581958	L= 1.917	
<b>TOYOTA - COROLLA Verso (_E12_) 07/01→07/04</b>								
 <b>Bremsbackensatz, Feststellbremse</b>								
1.6 VVT-i (ZZE121_)	81	08/01→05/04	➡		03.0137-0459.2	650459	Ø 172 x 32	
1.8 VVT-i (ZZE122_)	99	12/01→05/04						
2.0 D-4D (CDE120_)	66	01/02→05/04						
 <b>Seilzug, Feststellbremse</b>								
1.6 VVT-i (ZZE121_)	81	08/01→05/04	←	☒; Scheibenbremse	24.3727-1917.2	581917	L= 408	
1.8 VVT-i (ZZE122_)	99	12/01→05/04	➡	☐; Scheibenbremse	24.3727-1926.2	581926	L= 1.616	
2.0 D-4D (CDE120_)	66	01/02→05/04	➡	☐; Scheibenbremse	24.3727-1927.2	581927	L= 1.688	
<b>TOYOTA - COROLLA Verso (ZER_, ZZE12_, R1_) 03/04→04/09</b>								
 <b>Bremsbackensatz, Feststellbremse</b>								
1.3 VVTi	64	03/04→03/09	➡	05/04→	03.0137-3020.2	653020	Ø 180 x 32 + HEB	
1.6 (ZNR10_)	81	04/04→03/09						
1.8 (ZNR11_)	95	04/04→03/09						
2.0 D-4D (CUR10_)	85	04/04→03/09						
2.2 D-4D (AUR10_)	100	10/05→03/09	➡		03.0137-3020.2	653020	Ø 180 x 32 + HEB	
2.2 D-4D (AUR10_)	130	10/05→03/09						
 <b>Seilzug, Feststellbremse</b>								
1.3 VVTi	64	03/04→03/09	←	☒; 05/04→; Scheibenbremse	24.3727-1941.2	581941	L= 276	
1.6 (ZNR10_)	81	04/04→03/09	➡	☐; 05/04→; Scheibenbremse	24.3727-1939.2	581939	L= 1.927	
1.8 (ZNR11_)	95	04/04→03/09	➡	☐; 05/04→; Scheibenbremse	24.3727-1940.2	581940	L= 1.984	
2.0 D-4D (CUR10_)	85	04/04→03/09	➡	☐; 05/04→; Scheibenbremse	24.3727-1940.2	581940	L= 1.984	
2.2 D-4D (AUR10_)	100	10/05→03/09	←	☒; Scheibenbremse	24.3727-1941.2	581941	L= 276	
2.2 D-4D (AUR10_)	130	10/05→03/09	➡	☐; Scheibenbremse	24.3727-1939.2	581939	L= 1.927	
			➡	☐; Scheibenbremse	24.3727-1940.2	581940	L= 1.984	
<b>TOYOTA - FJ CRUISER (GSJ1_) 01/06→</b>								
 <b>Bremsbackensatz, Feststellbremse</b>								
4.0 (GSJ10_)	178	01/06→10/10			03.0137-3007.2	653007	Ø 209 x 45 - HEB	
4.0 4WD (GSJ15_)	178	01/06→10/10						
4.0 4WD (GSJ15_)	193	11/10→		12/10→ 06/14	03.0137-3007.2	653007	Ø 209 x 45 - HEB	
4.0 4WD (GSJ15_)	200	12/10→		→ 06/14	03.0137-3007.2	653007	Ø 209 x 45 - HEB	
4.0 4WD (GSJ15_)	203	01/11→						












	kw				!#		
<b>TOYOTA - HIACE / COMMUTER V (TRH2_, KDH2_) 08/04→</b>							
 <b>Radbremsszylinder</b>							
2.5 D-4D	75	09/06→	→			24.3225-1705.3 020594	Ø 25,4 GG
2.5 D-4D 4WD	94	01/05→	→	09/06→		24.3225-1705.3 020594	Ø 25,4 GG
 <b>Bremstrommel</b>							
2.5 D-4D	75	09/06→	→			24.0227-0004.1 480303	Ø 270,0 x 66,5 / 272
 <b>Bremsbackensatz</b>							
2.5 D-4D	75	09/06→	→			03.0137-0468.2 650468	Ø 270 x 55 - HEB
2.5 D-4D 4WD	94	01/05→	→	09/06→		03.0137-0468.2 650468	Ø 270 x 55 - HEB
3.0 D (KDH223)	100	05/10→	→			03.0137-0308.2 650308	Ø 295 x 51
<b>TOYOTA - HIACE III Wagon (_H1_) 08/87→12/04</b>							
 <b>Radbremsszylinder</b>							
2.0 (RZH102, RZH112)	74	08/89→04/98	→	08/95→		24.3225-1705.3 020594	Ø 25,4 GG
 <b>Bremstrommel</b>							
2.0 (RZH102, RZH112)	74	08/89→04/98	→	08/95→		24.0227-0004.1 480303	Ø 270,0 x 66,5 / 272
 <b>Bremsbackensatz</b>							
2.0 (RZH102, RZH112)	74	08/89→04/98	→	08/95→		03.0137-0468.2 650468	Ø 270 x 55 - HEB
<b>TOYOTA - HIACE IV Bus (_H1_, _H2_) 08/95→</b>							
 <b>Radbremsszylinder</b>							
2.4 (RCH12_, RCH22_)	85	08/95→04/98	→	→ 07/96		24.3225-1705.3 020594	Ø 25,4 GG
			→	08/96→		24.3225-1705.3 020594	Ø 25,4 GG
2.4 4WD (RCH18_)	85	08/95→04/98	→			24.3225-1705.3 020594	Ø 25,4 GG
2.4 D (LXH12_)	55	08/95→08/01					
2.5 D-4D (KLH12_, KLH22_)	70	09/06→12/12					
2.5 D-4D (KLH12_, KLH22_)	75	11/01→08/06					
2.5 D-4D (KLH12_)	65	11/01→08/06					
2.5 D-4D 4WD (KLH18_)	86	09/06→					
2.7 (RCH13_, RCH23_)	105	04/98→11/01					
2.4 D	61	08/95→08/06	→	→ 07/96		24.3225-1705.3 020594	Ø 25,4 GG
2.4 D (LXH12_, LXH22_)	58	08/95→08/06	→			24.3225-1705.3 020594	Ø 25,4 GG
2.4 TD (LXH12_, LXH22_)	66	08/95→08/06	→	08/96→ 08/01		24.3225-1705.3 020594	Ø 25,4 GG
2.4 TD 4WD (LXH18_, LXH28_)	66	08/95→08/06	→	→ 08/01		24.3225-1705.3 020594	Ø 25,4 GG
2.5 D-4D (KLH12_, KLH22_)	86	08/06→12/12	→	09/06→		24.3225-1705.3 020594	Ø 25,4 GG
2.5 D-4D 4WD (KLH18_)	75	08/01→07/06	→	11/01→		24.3225-1705.3 020594	Ø 25,4 GG
2.7 (RCH13_, RCH23_)	106	11/01→12/06	→	→ 06/06		24.3225-1705.3 020594	Ø 25,4 GG
2.7 4WD (RCH19_)	105	04/98→08/06					
2.7 4WD (RCH19_)	106	07/99→					
 <b>Bremstrommel</b>							
2.4 (RCH12_, RCH22_)	85	08/95→04/98	→			24.0227-0004.1 480303	Ø 270,0 x 66,5 / 272
2.4 D (LXH12_)	55	08/95→08/01					
2.5 D-4D (KLH12_, KLH22_)	70	09/06→12/12					
2.7 (RCH13_, RCH23_)	105	04/98→11/01					
2.4 D	61	08/95→08/06	→	→ 08/01		24.0227-0004.1 480303	Ø 270,0 x 66,5 / 272
2.4 D (LXH12_, LXH22_)	58	08/95→08/06	→			24.0227-0004.1 480303	Ø 270,0 x 66,5 / 272
2.4 TD (LXH12_, LXH22_)	66	08/95→08/06	→			24.0227-0004.1 480303	Ø 270,0 x 66,5 / 272
2.5 D-4D (KLH12_, KLH22_)	86	08/06→12/12	→	09/06→		24.0227-0004.1 480303	Ø 270,0 x 66,5 / 272
2.7 (RCH13_, RCH23_)	106	11/01→12/06	→	→ 06/06		24.0227-0004.1 480303	Ø 270,0 x 66,5 / 272
 <b>Bremsbackensatz</b>							
2.4 (RCH12_, RCH22_)	85	08/95→04/98	→			03.0137-0468.2 650468	Ø 270 x 55 - HEB
2.4 4WD (RCH18_)	85	08/95→04/98					
2.4 D (LXH12_)	55	08/95→08/01					
2.5 D-4D (KLH12_, KLH22_)	70	09/06→12/12					
2.5 D-4D (KLH12_, KLH22_)	75	11/01→08/06					
2.5 D-4D (KLH12_)	65	11/01→08/06					


































	kw				!#		
<b>TOYOTA - HIACE IV Bus (_H1_, _H2_) 08/95→</b>							
<b> Bremsbackensatz</b>							
2.5 D-4D 4WD (KLH18_)	86	09/06→	➡			03.0137-0468.2 650468	Ø 270 x 55 - HEB
2.7 (RCH13_, RCH23_)	105	04/98→11/01	➡				
2.4 D	61	08/95→08/06	➡	→ 08/01		03.0137-0468.2 650468	Ø 270 x 55 - HEB
2.4 D (LXH12_, LXH22_)	58	08/95→08/06					
2.4 TD (LXH12_, LXH22_)	66	08/95→08/06					
2.4 TD 4WD (LXH18_, LXH28_)	66	08/95→08/06					
2.5 D-4D (KLH12_, KLH22_)	86	08/06→12/12	➡	09/06→		03.0137-0468.2 650468	Ø 270 x 55 - HEB
2.5 D-4D 4WD (KLH18_)	75	08/01→07/06	➡	11/01→		03.0137-0468.2 650468	Ø 270 x 55 - HEB
2.7 (RCH13_, RCH23_)	106	11/01→12/06	➡	→ 06/06		03.0137-0468.2 650468	Ø 270 x 55 - HEB
2.7 4WD (RCH19_)	105	04/98→08/06					
2.7 4WD (RCH19_)	106	07/99→					
<b>TOYOTA - HIACE IV Kasten (LXH1_, RZH1_, LH1_) 08/95→</b>							
<b> Radbremszylinder</b>							
2.4 (RCH12_, RCH22_)	85	08/95→11/03	➡	→ 07/96		24.3225-1705.3 020594	Ø 25,4 GG
2.4 i (RZH10)	88	08/95→08/04	➡	08/96→ 04/98		24.3225-1705.3 020594	Ø 25,4 GG
2.4 4WD (RCH18_, RCH28_)	85	08/95→04/98	➡			24.3225-1705.3 020594	Ø 25,4 GG
2.5 D-4D (KLH12_, KLH22_)	65	11/01→08/06					
2.5 D-4D (KLH12_, KLH22_)	70	09/06→					
2.5 D-4D (KLH12_, KLH22_)	75	11/01→08/06					
2.5 D-4D (KLH12_, KLH22_)	86	09/06→					
2.5 D-4D 4WD (KLH18_, KLH28)	75	11/01→08/06					
2.5 D-4D 4WD (KLH28_, KLH18_)	86	09/06→12/12					
2.4 D (LXH12_, LXH22_)	55	09/95→08/01	➡	→ 07/96		24.3225-1705.3 020594	Ø 25,4 GG
2.4 D (LXH12_, LXH22_)	61	08/95→07/01	➡	08/96→		24.3225-1705.3 020594	Ø 25,4 GG
2.4 D (LXH12_, LXH22_)	58	08/95→12/01	➡	→ 07/96		24.3225-1705.3 020594	Ø 25,4 GG
2.4 TD (LXH12_, LXH22_)	66	08/95→08/06	➡	08/96→ 08/01		24.3225-1705.3 020594	Ø 25,4 GG
2.4 TD 4WD (LXH18_, LXH28_)	66	08/95→08/06	➡	→ 08/01		24.3225-1705.3 020594	Ø 25,4 GG
2.5 D-4D 4WD (KLH18_, KLH28_)	65	08/01→07/06	➡	→ 08/04		24.3225-1705.3 020594	Ø 25,4 GG
2.7 (RCH13_, RCH23_)	105	04/98→08/06	➡	→ 06/06		24.3225-1705.3 020594	Ø 25,4 GG
2.7 4WD (RCH19_, RCH29_)	106	04/98→					
<b> Bremstrommel</b>							
2.4 (RCH12_, RCH22_)	85	08/95→11/03	➡	→ 04/98		24.0227-0004.1 480303	Ø 270,0 x 66,5 / 272
2.4 i (RZH10)	88	08/95→08/04	➡				
2.4 D (LXH12_, LXH22_)	55	09/95→08/01	➡			24.0227-0004.1 480303	Ø 270,0 x 66,5 / 272
2.4 D (LXH12_, LXH22_)	61	08/95→07/01	➡				
2.5 D-4D (KLH12_, KLH22_)	70	09/06→					
2.5 D-4D (KLH12_, KLH22_)	86	09/06→					
2.4 D (LXH12_, LXH22_)	58	08/95→12/01	➡	→ 08/01		24.0227-0004.1 480303	Ø 270,0 x 66,5 / 272
2.4 TD (LXH12_, LXH22_)	66	08/95→08/06					
2.7 (RCH13_, RCH23_)	105	04/98→08/06	➡	→ 06/06		24.0227-0004.1 480303	Ø 270,0 x 66,5 / 272
<b> Bremsbackensatz</b>							
2.4 (RCH12_, RCH22_)	85	08/95→11/03	➡	→ 04/98		03.0137-0468.2 650468	Ø 270 x 55 - HEB
2.4 i (RZH10)	88	08/95→08/04					
2.4 4WD (RCH18_, RCH28_)	85	08/95→04/98	➡			03.0137-0468.2 650468	Ø 270 x 55 - HEB
2.4 D (LXH12_, LXH22_)	55	09/95→08/01					
2.4 D (LXH12_, LXH22_)	61	08/95→07/01					
2.5 D-4D (KLH12_, KLH22_)	65	11/01→08/06					
2.5 D-4D (KLH12_, KLH22_)	70	09/06→					
2.5 D-4D (KLH12_, KLH22_)	75	11/01→08/06					
2.5 D-4D (KLH12_, KLH22_) ↓	86	09/06→					







































	kw			#		
<b>TOYOTA - HIACE IV Kasten (LXH1_, RZH1_, LH1_) 08/95→</b>						
 <b>Bremsbackensatz</b>						
2.5 D-4D 4WD (KLH18_, KLH28)	75	11/01→08/06	➔		03.0137-0468.2 650468	Ø 270 x 55 - HEB
2.5 D-4D 4WD (KLH28_, KLH18_)	86	09/06→12/12				
2.4 D (LXH12_, LXH22_) 2.4 TD (LXH12_, LXH22_)	58 66	08/95→12/01 08/95→08/06	➔	→ 08/01	03.0137-0468.2 650468	Ø 270 x 55 - HEB
2.4 TD 4WD (LXH18_, LXH28_)	66	08/95→08/06				
2.5 D-4D 4WD (KLH18_, KLH28_)	65	08/01→07/06	➔	→ 08/04	03.0137-0468.2 650468	Ø 270 x 55 - HEB
2.7 (RCH13_, RCH23_) 2.7 4WD (RCH19_, RCH29_)	105 106	04/98→08/06 04/98→	➔	→ 06/06	03.0137-0468.2 650468	Ø 270 x 55 - HEB
<b>TOYOTA - HIACE V Kasten (TRH2_, KDH2_) 06/04→</b>						
 <b>Radbremsszylinder</b>						
2.5 D-4D 2.5 D-4D (KDH20_, KDH21_, KDH22_) 2.5 D-4D (KDH200_, KDH202_, KDH212_, KDH222_)	70 75 86	09/06→ 06/04→ 09/06→	➔		24.3225-1705.3 020594	Ø 25,4 GG
 <b>Bremstrommel</b>						
2.5 D-4D 2.5 D-4D (KDH20_, KDH21_, KDH22_) 2.5 D-4D (KDH200_, KDH202_, KDH212_, KDH222_)	70 75 86	09/06→ 06/04→ 09/06→	➔		24.0227-0004.1 480303	Ø 270,0 x 66,5 / 272
 <b>Bremsbackensatz</b>						
2.5 D-4D 2.5 D-4D (KDH20_, KDH21_, KDH22_) 2.5 D-4D (KDH200_, KDH202_, KDH212_, KDH222_)	70 75 86	09/06→ 06/04→ 09/06→	➔		03.0137-0468.2 650468	Ø 270 x 55 - HEB
<b>TOYOTA - HILUX V Pick-up (_N_, KZN1_, VZN1_) 09/88→01/99</b>						
 <b>Radbremsszylinder</b>						
1.8 (YN5_, YN8_, YN85) 2.4 D (LN85_, LN110, Ln90) 2.4 D (LN90_) 2.4 D 4WD (LN1_) 2.4 D 4WD (LN110_)	61 61 58 61 58	09/88→06/98 09/88→08/97 03/95→08/97 09/88→08/97 01/94→12/97	➔	→ 07/97	24.3222-1740.3 020566	Ø 22,2 GG
2.4 D (LN5_, LN85, LN90) 2.4 D 4WD (LN11_) 2.4 i 4WD (RN106_, RN110_)	55 73 84	10/88→07/97 08/91→07/97 01/89→07/97	➔		24.3222-1740.3 020566	Ø 22,2 GG
 <b>Bremsbackensatz</b>						
1.8 (YN5_, YN8_, YN85)	61	09/88→06/98	➔	→ 07/97	03.0137-0226.2 650226	Ø 254 x 58
2.4 D (LN5_, LN85, LN90)	55	10/88→07/97	➔		03.0137-0226.2 650226 03.0137-0308.2 650308	Ø 254 x 58 Ø 295 x 51
2.4 D (LN85_, LN110, Ln90) 2.4 D (LN90_)	61 58	09/88→08/97 03/95→08/97	➔	→ 07/97	03.0137-0226.2 650226 03.0137-0308.2 650308	Ø 254 x 58 Ø 295 x 51
2.4 D 4WD (LN1_) 2.4 D 4WD (LN110_)	61 58	09/88→08/97 01/94→12/97	➔	→ 07/97	03.0137-0308.2 650308	Ø 295 x 51
2.4 D 4WD (LN11_) 2.4 i 4WD (RN106_, RN110_)	73 84	08/91→07/97 01/89→07/97	➔		03.0137-0308.2 650308	Ø 295 x 51
<b>TOYOTA - HILUX VI Pick-up (_N1_) 06/97→03/06</b>						
 <b>Radbremsszylinder</b>						
2.4 2.4 i 4WD (RZN14_, RZN16_, RZN19_)	107 103	08/97→07/05 08/97→10/05	➔	→ 07/01	24.3222-1730.3 020533	Ø 22,2 GG
2.4 D 2.4 D (LN150, LN145)	58 55	08/97→07/05 08/97→04/05	➔	11/98→ 01/02 ➔ → 10/98	24.3225-1705.3 020594 24.3225-1705.3 020594	Ø 25,4 GG Ø 25,4 GG
↓						

	kW			#		
<b>TOYOTA - HILUX VI Pick-up (_N1_) 06/97→03/06</b>						
 <b>Radbremszylinder</b>						
2.4 TD (LN190)	66	08/98→01/02	➡	→ 08/01	24.3222-1730.3 020533	Ø 22,2 GG
2.4 TD 4WD (LN165_, LN170_, LN190_) 2.5 D-4D 4WD (KDN165_, KDN170_, KDN190_) 2.8 D 4WD (LN5_, LN8_)	66 75 65	08/98→01/02 11/01→07/05 08/97→07/05	➡		24.3222-1730.3 020533	Ø 22,2 GG
2.5 D-4D (KDN14_, KDN15_, KDN16_, KDN19_)	65	11/01→07/05	➡		24.3225-1705.3 020594	Ø 25,4 GG
 <b>Bremsbackensatz</b>						
2.4 2.4 i 4WD (RZN14_, RZN16_, RZN19_)	107 103	08/97→07/05 08/97→10/05	➡	→ 07/01	03.0137-0308.2 650308	Ø 295 x 51
2.4 TD (LN190)	66	08/98→01/02	➡	→ 08/01	03.0137-0308.2 650308	Ø 295 x 51
2.4 TD 4WD (LN165_, LN170_, LN190_) 2.5 D-4D 4WD (KDN165_, KDN170_, KDN190_) 2.8 D 4WD (LN5_, LN8_)	66 75 65	08/98→01/02 11/01→07/05 08/97→07/05	➡		03.0137-0308.2 650308	Ø 295 x 51
<b>TOYOTA - HILUX VII Pick-up (_N1_, _N2_, _N3_) 08/04→</b>						
 <b>Radbremszylinder</b>						
2.5 D-4D	106	01/10→	➡	→ 05/15	24.3222-1746.3 020582	Ø 22,2 ALU
2.5 D-4D 4WD 2.5 D-4D 4WD (KUN25_) 2.5 D 4WD (KUN25_) 3.0 D-4D 4WD 3.0 D-4D 4WD (KUN26)	106 88 75 145 126	09/09→ 12/07→ 10/05→ 05/08→12/08 12/07→	➡		24.3222-1746.3 020582	Ø 22,2 ALU
2.7 4WD (TGN26) 3.0 D (KUN16, KUN26) 3.0 D 4WD (KUN26_)	118 126 120	08/05→05/15 10/06→ 08/05→05/15	➡	12/07→	24.3222-1746.3 020582	Ø 22,2 ALU
 <b>Bremstrommel</b>						
2.5 D-4D	106	01/10→	➡	→ 05/15	24.0229-5003.1 480306	Ø 295,0 x 67 / 297
2.5 D-4D 4WD 2.5 D-4D 4WD (KUN25_) 2.5 D 4WD (KUN25_) 3.0 D-4D 4WD 3.0 D-4D 4WD (KUN26)	106 88 75 145 126	09/09→ 12/07→ 10/05→ 05/08→12/08 12/07→	➡		24.0229-5003.1 480306	Ø 295,0 x 67 / 297
2.7 4WD (TGN26) 3.0 D (KUN16, KUN26) 3.0 D 4WD (KUN26_)	118 126 120	08/05→05/15 10/06→ 08/05→05/15	➡	12/07→	24.0229-5003.1 480306	Ø 295,0 x 67 / 297
 <b>Bremsbackensatz</b>						
2.5 D-4D	106	01/10→	➡	→ 05/15; Baumuster: KUN15	03.0137-0483.2 650483	Ø 254 x 51 - HEB
			➡	→ 05/15; Baumuster: KUN35	03.0137-0485.2 650485	Ø 295 x 62 - HEB
2.5 D-4D (KUN15_, KDN1_) 2.5 D-4D (KUN15_) 2.5 D-4D 4WD (KUN25_)	65 88 94	08/05→10/06 12/07→ 11/04→12/05	➡		03.0137-0483.2 650483	Ø 254 x 51 - HEB
2.5 D-4D (KUN15_, KUN25_, KUN35_)	75	10/05→	➡	06/06→	03.0137-0483.2 650483	Ø 254 x 51 - HEB
2.5 D-4D 4WD 2.5 D-4D 4WD (KUN25_) 2.5 D 4WD (KUN25_) 3.0 D-4D 4WD 3.0 D-4D 4WD (KUN26)	106 88 75 145 126	09/09→ 12/07→ 10/05→ 05/08→12/08 12/07→	➡		03.0137-0485.2 650485	Ø 295 x 62 - HEB
2.7 4WD (TGN26) 3.0 D (KUN16, KUN26) 3.0 D 4WD (KUN26_)	118 126 120	08/05→05/15 10/06→ 08/05→05/15	➡	12/07→	03.0137-0485.2 650485	Ø 295 x 62 - HEB
<b>TOYOTA - HILUX VIII Pick-up (_N1_) 05/15→</b>						
 <b>Radbremszylinder</b>						
2.4 D (GUN112_, GUN122_, GUN135_) 2.4 D 4WD (GUN125_) ↓	110 110	05/15→ 05/15→	➡	Made in Thailand	2 24.3222-1746.3 020582	Ø 22,2 ALU








	kw				!#		
<b>TOYOTA - HILUX VIII Pick-up (_N1_) 05/15→</b>							
 <b>Radbremszylinder</b>							
2.8 D (GUN123_, GUN136_) 2.8 D 4WD (GUN126_)	130 130	05/15→ 05/15→	➔	Made in Thailand	2	24.3222-1746.3 020582	Ø 22,2 ALU
 <b>Bremstrommel</b>							
2.4 D (GUN112_, GUN122_, GUN135_) 2.4 D 4WD (GUN125_) 2.8 D (GUN123_, GUN136_) 2.8 D 4WD (GUN126_)	110 110 130 130	05/15→ 05/15→ 05/15→ 05/15→	➔	Made in Thailand		24.0229-5003.1 480306	Ø 295,0 x 67 / 297
 <b>Bremsbackensatz</b>							
2.4 D (GUN112_, GUN122_, GUN135_) 2.4 D 4WD (GUN125_) 2.8 D (GUN123_, GUN136_) 2.8 D 4WD (GUN126_)	110 110 130 130	05/15→ 05/15→ 05/15→ 05/15→	➔	Made in Thailand		03.0137-0485.2 650485	Ø 295 x 62 - HEB
<b>TOYOTA - HILUX Geländewagen geschlossen (LN_, KZN1_, VZN1_) 08/88→11/98</b>							
 <b>Radbremszylinder</b>							
2.4 TD 4WD (LN130_)	92	08/88→08/97	➔	→ 07/97		24.3222-1740.3 020566	Ø 22,2 GG
 <b>Bremsbackensatz</b>							
2.4 TD 4WD (LN130_)	92	08/88→08/97	➔	→ 07/97		03.0137-0308.2 650308	Ø 295 x 51
<b>TOYOTA - HILUX Pritsche/Fahrgestell (_N1_, _N2_) 02/05→</b>							
 <b>Radbremszylinder</b>							
3.0 D 4WD (KUN26_)	126	02/05→	➔	12/07→		24.3222-1746.3 020582	Ø 22,2 ALU
 <b>Bremstrommel</b>							
3.0 D 4WD (KUN26_)	126	02/05→	➔	12/07→		24.0229-5003.1 480306	Ø 295,0 x 67 / 297
 <b>Bremsbackensatz</b>							
3.0 D 4WD (KUN26_)	126	02/05→	➔	12/07→		03.0137-0485.2 650485	Ø 295 x 62 - HEB
<b>TOYOTA - IQ (_J1_) 11/08→</b>							
 <b>Radbremszylinder</b>							
1.0 (KGJ10_) 1.33 (NGJ10_) 1.4 D-4D (NUJ10_)	50 72 66	01/09→ 01/09→ 01/09→	➔	☐; - ABS		24.3217-1721.3 020489 24.3217-1722.3 020490	Ø 17,46 ALU
<b>TOYOTA - LAND CRUISER (_J7_) 03/84→</b>							
<b>Zubehörsatz, Bremsbacken</b>							
2.4 (RJ70_V, RJ73_V)	84	12/88→12/96	➔	01/90→ 04/93		03.0137-9115.2 669115	
 <b>Bremsbackensatz</b>							
2.4 (RJ70_V, RJ73_V)	84	12/88→12/96	➔	01/90→ 04/93		03.0137-0193.2 650193	Ø 254 x 52
			➔	05/93→		03.0137-0308.2 650308	Ø 295 x 51
 <b>Bremsbackensatz, Feststellbremse</b>							
4.2 TDi 4x4	150	09/01→06/06	➔			03.0137-3008.2 653008	Ø 230 x 45 - HEB
<b>TOYOTA - LAND CRUISER 100 (_J1_) 01/98→07/08</b>							
 <b>Bremsbackensatz, Feststellbremse</b>							
4.2 D (HZJ105) 4.2 TD (HDJ100_) 4.7 (UZJ100_) 4.7 (UZJ100)	96 150 173 175	03/98→08/07 01/98→08/07 01/98→08/07 02/02→08/07	➔			03.0137-3008.2 653008 03.0137-3008.2 653008 03.0137-3008.2 653008	Ø 230 x 45 - HEB → 04/02 05/02→
<b>TOYOTA - LAND CRUISER 200 (_J2_) 08/07→</b>							
 <b>Bremsbackensatz, Feststellbremse</b>							
4.0 (GRJ200_) 4.6 V8 (URJ202)	176 227	01/10→ 09/10→				03.0137-3007.2 653007	Ø 209 x 45 - HEB















	kw			!#		
<b>TOYOTA - LAND CRUISER 90 (_J9_) 04/95→</b>						
 <b>Bremsbackensatz, Feststellbremse</b>						
2.7 (RZJ95)	110	04/95→07/02	➡	04/96→07/00	03.0137-3007.2 653007	Ø 209 x 45 - HEB
3.0 D-4D 4WD (KDJ90_, KDJ95_)	120	08/00→08/02	➡		03.0137-3007.2 653007	Ø 209 x 45 - HEB
3.0 TD	103	04/95→07/00	➡	04/96→	03.0137-3007.2 653007	Ø 209 x 45 - HEB
3.0 TD (KZJ90_, KZJ95_)	92	04/96→12/02	➡	→07/00	03.0137-3007.2 653007	Ø 209 x 45 - HEB
3.4 i 24V (VZJ90_, VZJ95_)	131	03/96→12/02	➡	04/96→08/02	03.0137-3007.2 653007	Ø 209 x 45 - HEB
4.7	175	08/02→	➡	→07/08	03.0137-3008.2 653008	Ø 230 x 45 - HEB
<b>TOYOTA - LAND CRUISER Hardtop (_J7_) 01/90→05/96</b>						
<b>Zubehörsatz, Bremsbacken</b>						
2.4 TD (LJ70_)	66	07/90→05/96	➡	→04/93	03.0137-9115.2 669115	
 <b>Bremsbackensatz</b>						
2.4 TD (LJ70_)	66	07/90→05/96	➡	→04/93	03.0137-0193.2 650193	Ø 254 x 52
			➡	05/93→	03.0137-0308.2 650308	Ø 295 x 51
<b>TOYOTA - LAND CRUISER Pick-up (_J7_) 11/84→</b>						
 <b>Bremsbackensatz, Feststellbremse</b>						
4.0 4x4	170	03/07→	➡		03.0137-3007.2 653007	Ø 209 x 45 - HEB
<b>TOYOTA - LAND CRUISER PRADO (_J12_) 09/02→12/10</b>						
 <b>Bremsbackensatz, Feststellbremse</b>						
3.0 D	70	09/02→07/09	➡	01/03→	03.0137-3007.2 653007	Ø 209 x 45 - HEB
3.0 D-4D (KDJ120, KDJ150, KDJ125)	120	09/02→07/09				
3.0 D-4D (KZJ12)	92	09/02→07/09				
3.0 D-4D (KDJ120_)	150	08/04→07/09	➡		03.0137-3007.2 653007	Ø 209 x 45 - HEB
4.0 (GRJ120_)	183	12/02→12/09				
4.0 (GRJ120)	203	08/05→07/09				
4.0 V6 VVT-i	207	01/03→07/09				
3.0 D-4D (KDJ120, KDJ125)	122	07/04→08/09	➡	01/05→10/06	03.0137-3007.2 653007	Ø 209 x 45 - HEB
3.0 D-4D (KDJ120, KDJ125)	127	09/02→12/10	➡	11/06→	03.0137-3007.2 653007	Ø 209 x 45 - HEB
<b>TOYOTA - LAND CRUISER PRADO (_J15_) 07/09→</b>						
 <b>Bremsbackensatz, Feststellbremse</b>						
2.7 (TRJ150_, TRJ155_)	120	08/09→		01/10→	03.0137-3007.2 653007	Ø 209 x 45 - HEB
4.0 V6 Dual VVTi (GRJ150_)	205	08/09→				
4.0 V6 VVT-i (GRJ150_, GRJ125_)	207	08/09→				
4.0 V6 VVTi (GRJ150)	202	08/09→				
2.8 D-4D (GDJ150_, GDJ155_)	130	06/15→			03.0137-3007.2 653007	Ø 209 x 45 - HEB
3.0 D (LJ150_)	70	07/09→				
3.0 D-4D (KDJ155_, KDJ150_)	140	10/10→				
3.0 TDi (KDJ150_)	120	08/09→				
3.5 (GRJ152_)	206	09/15→				
4.0 V6 VVTi (GRJ150_)	203	01/10→				
3.0 D-4D (KDJ150_)	127	08/09→		03/10→	03.0137-3007.2 653007	Ø 209 x 45 - HEB
4.0 V6 VVTi (GRJ150_)	183	01/10→			03.0137-3007.2 653007	Ø 209 x 45 - HEB
			➡		03.0137-3007.2 653007	Ø 209 x 45 - HEB
<b>TOYOTA - MATRIX (_E13_) 01/02→12/07</b>						
 <b>Bremsbackensatz, Feststellbremse</b>						
1.8 VVTi	96	01/02→02/04		02/02→	03.0137-0459.2 650459	Ø 172 x 32
 <b>Seilzug, Feststellbremse</b>						
1.8 VVTi	96	01/02→02/04	←	⬆; 02/02→	24.3727-1917.2 581917	L= 408
			➡	⬇; 02/02→	24.3727-1926.2 581926	L= 1.616
			➡	⬇; 02/02→	24.3727-1927.2 581927	L= 1.688














	kw				!#		
<b>TOYOTA - PASEO Cabriolet (EL54_) 10/96→01/98</b>							
 <b>Radbremsszylinder</b>							
1.5 (EL54_)	66	10/96→01/98	→	☐		24.3217-1733.3 020559	Ø 17,46 ALU
			→	☐		24.3217-1734.3 020560	Ø 17,46 ALU
<b>Zubehörsatz, Bremsbacken</b>							
1.5 (EL54_)	66	10/96→01/98	→			03.0137-9080.2 669080	
 <b>Bremsbackensatz</b>							
1.5 (EL54_)	66	10/96→01/98	→			03.0137-0257.2 650257	Ø 180 x 28
 <b>Seilzug, Feststellbremse</b>							
1.5 (EL54_)	66	10/96→01/98	←	☒; 01/98→; Trommelbremse		24.3727-1913.2 581913	L= 258
			←	☒; → 12/97; Trommelbremse		24.3727-1913.2 581913	L= 258
<b>TOYOTA - PASEO Coupe (EL54_) 08/95→12/99</b>							
 <b>Radbremsszylinder</b>							
1.5 (EL54_)	66	08/95→06/99	→	☐		24.3217-1733.3 020559	Ø 17,46 ALU
			→	☐		24.3217-1734.3 020560	Ø 17,46 ALU
<b>Zubehörsatz, Bremsbacken</b>							
1.5 (EL54_)	66	08/95→06/99	→			03.0137-9080.2 669080	
 <b>Bremsbackensatz</b>							
1.5 (EL54_)	66	08/95→06/99	→			03.0137-0257.2 650257	Ø 180 x 28
 <b>Seilzug, Feststellbremse</b>							
1.5 (EL54_)	66	08/95→06/99	←	☒; 01/98→; Trommelbremse		24.3727-1913.2 581913	L= 258
			←	☒; → 12/97; Trommelbremse		24.3727-1913.2 581913	L= 258
<b>TOYOTA - PICNIC (_XM1_) 05/96→12/01</b>							
 <b>Bremsbackensatz</b>							
2.0	99	09/96→05/01	→			03.0137-0398.2 650398	Ø 229 x 42 + HEB
2.0 (SXM10_)	90	01/01→12/01					
2.0 (SXM10_)	100	05/96→04/01					
2.0 16V (SXM10_)	94	08/96→09/00					
2.0 4WD	99	09/96→05/01					
2.2 D (CMX10_)	66	08/97→12/01	→	09/97→		03.0137-0398.2 650398	Ø 229 x 42 + HEB
<b>TOYOTA - PREVIA (_R1_, _R2_) 01/90→08/00</b>							
 <b>Bremstrommel</b>							
2.4 (TCR11_, TCR10_)	97	05/90→08/00	→	- ABS		24.0225-4010.1 480126	Ø 254,0 x 63 / 256
 <b>Bremsbackensatz</b>							
2.4 4WD (TCR21_, TCR20_)	97	01/90→08/00	→	- ABS		03.0137-0193.2 650193	Ø 254 x 52
 <b>Bremsbackensatz, Feststellbremse</b>							
2.4 (TCR11_, TCR10_)	97	05/90→08/00	→	+ ABS		03.0137-0400.2 650400	Ø 190 x 45
2.4 4WD (TCR21_, TCR20_)	97	01/90→08/00					
<b>Zubehörsatz, Feststellbremsbacken</b>							
2.4 (TCR11_, TCR10_)	97	05/90→08/00	→	+ ABS		03.0137-9272.2 669272	
2.4 4WD (TCR21_, TCR20_)	97	01/90→08/00					
<b>TOYOTA - PREVIA (_R3_) 02/00→02/06</b>							
 <b>Bremsbackensatz, Feststellbremse</b>							
2.0 D-4D (CLR30_)	85	03/01→01/06	→	→ 12/05		03.0137-0400.2 650400	Ø 190 x 45
2.4 (ACR30)	115	02/00→02/06					
<b>Zubehörsatz, Feststellbremsbacken</b>							
2.0 D-4D (CLR30_)	85	03/01→01/06	→	→ 12/05		03.0137-9272.2 669272	
2.4 (ACR30)	115	02/00→02/06					










	kw					!#		
<b>TOYOTA - PRIUS C (NHP10_) 09/11→</b>								
 <b>Bremsbackensatz, Feststellbremse</b>								
1.5 Hybrid (NHP10)	54	12/11→			03/12→		03.0137-3050.2 653050	Ø 180 x 37 - HEB
<b>TOYOTA - PRIUS Liftback (_W2_) 09/03→12/09</b>								
 <b>Bremsbackensatz, Feststellbremse</b>								
1.5 (NHW20_)	57	09/03→12/09	➔				03.0137-0459.2 650459	Ø 172 x 32
 <b>Seilzug, Feststellbremse</b>								
1.5 (NHW20_)	57	09/03→12/09	➔	☐; Scheibenbremse			24.3727-1948.2 581948	L= 1.775
			➔	☐; Scheibenbremse			24.3727-1949.2 581949	L= 1.715
<b>TOYOTA - PRIUS PLUS (_W4_) 05/11→</b>								
 <b>Bremsbackensatz, Feststellbremse</b>								
1.8 Hybrid (ZVW4_)	73	05/11→			03/12→		03.0137-3050.2 653050	Ø 180 x 37 - HEB
<b>TOYOTA - PRIUS Stufenheck (_W1_) 05/00→01/04</b>								
 <b>Bremsbackensatz, Feststellbremse</b>								
1.5 Hybrid (NHW1_)	53	05/00→01/04	➔		→ 07/03		03.0137-0459.2 650459	Ø 172 x 32
<b>TOYOTA - PROACE Kasten/Kombi (MDX_) 06/13→03/16</b>								
 <b>Radbremszylinder</b>								
1.6 D (MDX9_)	66	06/13→03/16	➔				24.3222-1726.3 020518	TRW Ø 22,2 ALU
2.0 D (MDX3_)	94	06/13→03/16						
2.0 D (MDX6_)	120	06/13→03/16						
<b>Zubehörsatz, Bremsbacken</b>								
1.6 D (MDX9_)	66	06/13→03/16	➔				03.0137-9291.2 669291	
2.0 D (MDX3_)	94	06/13→03/16						
2.0 D (MDX6_)	120	06/13→03/16						
 <b>Bremsbackensatz</b>								
1.6 D (MDX9_)	66	06/13→03/16	➔				03.0137-0334.2 650334	TRW Ø 254 x 57 + HEB
							03.0520-7122.3 697122	TRW Ø 254 x 57 Ø 22,2 + RZ / + Zub TopKit
2.0 D (MDX3_)	94	06/13→03/16						
2.0 D (MDX6_)	120	06/13→03/16						
<b>TOYOTA - RAV 4 I (_A1_) 01/94→09/00</b>								
 <b>Radbremszylinder</b>								
2.0	95	09/97→09/00	➔				24.3217-1728.3 020534	Ø 17,46 GG
2.0 4WD (SXA10_)	94	07/96→06/00						
2.0 4WD (SXA10)	95	06/94→06/00						
2.0 4WD	99	01/94→09/99	➔	04/94→			24.3217-1728.3 020534	Ø 17,46 GG
 <b>Bremstrommel</b>								
2.0	95	09/97→09/00	➔				24.0222-8008.1 480304	Ø 228,6 x 52,1 / 230,6
2.0 4WD (SXA10_)	94	07/96→06/00						
2.0 4WD (SXA10)	95	06/94→06/00						
2.0 4WD	99	01/94→09/99	➔	04/94→			24.0222-8008.1 480304	Ø 228,6 x 52,1 / 230,6
 <b>Bremsbackensatz</b>								
2.0	95	09/97→09/00	➔				03.0137-0318.2 650318	Ø 229 x 41
2.0 4WD (SXA10_)	94	07/96→06/00						
2.0 4WD (SXA10)	95	06/94→06/00						
2.0 4WD	99	01/94→09/99	➔	04/94→			03.0137-0318.2 650318	Ø 229 x 41
 <b>Seilzug, Feststellbremse</b>								
2.0	95	09/97→09/00	←	☐; Trommelbremse			24.3727-1913.2 581913	L= 258
			➔	☐; Trommelbremse			24.3727-1945.2 581945	L= 1.345
			➔	☐; Trommelbremse			24.3727-1946.2 581946	L= 1.340
2.0 4WD	99	01/94→09/99	←	☐; 04/94→; Trommelbremse			24.3727-1913.2 581913	L= 258
			➔	☐; 04/94→; Trommelbremse			24.3727-1945.2 581945	L= 1.345
			➔	☐; 04/94→; Trommelbremse			24.3727-1946.2 581946	L= 1.340
<b>TOYOTA - RAV 4 I Cabrio (_A1_) 12/97→06/00</b>								
 <b>Radbremszylinder</b>								
2.0 4WD (SXA11)	94	12/97→06/00	➔				24.3217-1728.3 020534	Ø 17,46 GG



	kw					!#		
<b>TOYOTA - RAV 4 I Cabrio (_A1_) 12/97→06/00</b>								
<b>Bremstrommel</b>								
2.0 4WD (SXA11)	94	12/97→06/00	➔			24.0222-8008.1	480304	Ø 228,6 x 52,1 / 230,6
<b>Bremsbackensatz</b>								
2.0 4WD (SXA11)	94	12/97→06/00	➔			03.0137-0318.2	650318	Ø 229 x 41
<b>Seilzug, Feststellbremse</b>								
2.0 4WD (SXA11)	94	12/97→06/00	⬅	⬆; Trommelbremse	24.3727-1913.2	581913	L= 258	
			➔	☐; Trommelbremse	24.3727-1945.2	581945	L= 1.345	
			➔	☐; Trommelbremse	24.3727-1946.2	581946	L= 1.340	
<b>TOYOTA - RAV 4 II (_A2_) 06/00→11/05</b>								
<b>Bremstrommel</b>								
1.8 (ZCA25_, ZCA26_)	92	08/00→11/05	➔	02/01→; - ABS	24.0222-8008.1	480304	Ø 228,6 x 52,1 / 230,6	
2.0 4WD (ACA21, ACA20)	110	06/00→11/05	➔	- ABS	24.0222-8008.1	480304	Ø 228,6 x 52,1 / 230,6	
2.0 D 4WD (CLA20_, CLA21_)	85	05/01→11/05	➔	09/01→; - ABS	24.0222-8008.1	480304	Ø 228,6 x 52,1 / 230,6	
<b>Bremsbackensatz</b>								
1.8 (ZCA25_, ZCA26_)	92	08/00→11/05	➔	02/01→ 07/02; - ABS	03.0137-0318.2	650318	Ø 229 x 41	
			➔	08/02→; - ABS	03.0137-0448.2	650448	Ø 228 x 42 - HEB	
2.0 4WD (ACA21, ACA20)	110	06/00→11/05	➔	→ 07/02; - ABS	03.0137-0318.2	650318	Ø 229 x 41	
			➔	08/02→; - ABS	03.0137-0448.2	650448	Ø 228 x 42 - HEB	
2.0 D 4WD (CLA20_, CLA21_)	85	05/01→11/05	➔	09/01→ 07/02; - ABS	03.0137-0318.2	650318	Ø 229 x 41	
			➔	08/02→; - ABS	03.0137-0448.2	650448	Ø 228 x 42 - HEB	
<b>Bremsbackensatz, Feststellbremse</b>								
1.8 (ZCA25_, ZCA26_)	92	08/00→11/05	➔	02/01→; + ABS	03.0137-0400.2	650400	Ø 190 x 45	
2.0 4WD (ACA21, ACA20)	110	06/00→11/05	➔	+ ABS	03.0137-0400.2	650400	Ø 190 x 45	
2.0 D 4WD (CLA20_, CLA21_)	85	05/01→11/05	➔	09/01→; + ABS	03.0137-0400.2	650400	Ø 190 x 45	
<b>Zubehörsatz, Feststellbremsbacken</b>								
1.8 (ZCA25_, ZCA26_)	92	08/00→11/05	➔	02/01→; + ABS	03.0137-9272.2	669272		
2.0 4WD (ACA21, ACA20)	110	06/00→11/05	➔	+ ABS	03.0137-9272.2	669272		
2.0 D 4WD (CLA20_, CLA21_)	85	05/01→11/05	➔	09/01→; + ABS	03.0137-9272.2	669272		
<b>Seilzug, Feststellbremse</b>								
1.8 (ZCA25_, ZCA26_)	92	08/00→11/05	⬅	⬆; 02/01→; - ABS; Trommelbremse	24.3727-1917.2	581917	L= 408	
			⬅	⬆; 02/01→; + ABS; Scheibenbremse	24.3727-1917.2	581917	L= 408	
			➔	☐; 02/01→; - ABS; Trommelbremse	24.3727-1924.2	581924	L= 1.307	
			➔	☐; 02/01→; - ABS; Trommelbremse	24.3727-1925.2	581925	L= 1.307	
			➔	☐; 02/01→; + ABS; Scheibenbremse	24.3727-1947.2	581947	L= 1.425	
			➔	☐; 02/01→; + ABS; Scheibenbremse	24.3727-1963.2	581963	L= 1.425	
2.0 4WD (ACA21, ACA20)	110	06/00→11/05	⬅	⬆; + ABS; Scheibenbremse	24.3727-1917.2	581917	L= 408	
			⬅	⬆; - ABS; Trommelbremse	24.3727-1917.2	581917	L= 408	
			➔	☐; - ABS; Trommelbremse	24.3727-1924.2	581924	L= 1.307	
			➔	☐; - ABS; Trommelbremse	24.3727-1925.2	581925	L= 1.307	
			➔	☐; + ABS; Scheibenbremse	24.3727-1947.2	581947	L= 1.425	
			➔	☐; + ABS; Scheibenbremse	24.3727-1963.2	581963	L= 1.425	
2.0 D 4WD (CLA20_, CLA21_)	85	05/01→11/05	⬅	⬆; 09/01→; - ABS; Trommelbremse	24.3727-1917.2	581917	L= 408	
			⬅	⬆; 09/01→; + ABS; Scheibenbremse	24.3727-1917.2	581917	L= 408	
			➔	☐; 09/01→; - ABS; Trommelbremse	24.3727-1924.2	581924	L= 1.307	
			➔	☐; 09/01→; - ABS; Trommelbremse	24.3727-1925.2	581925	L= 1.307	
			➔	☐; 09/01→; + ABS; Scheibenbremse	24.3727-1947.2	581947	L= 1.425	
			➔	☐; 09/01→; + ABS; Scheibenbremse	24.3727-1963.2	581963	L= 1.425	

	kw				!#		
<b>TOYOTA - RAV 4 III (_A3_) 06/05→</b>							
 <b>Bremsbackensatz, Feststellbremse</b>							
2.0	109	03/09→	➔			03.0137-3012.2 653012	Ø 172 x 32 - HEB
2.0 (ZSA35_)	116	12/08→					
2.0 4WD	109	03/09→					
2.0 4WD (ACA30_)	112	03/06→					
2.0 4WD (ZSA30_)	116	12/08→					
2.2 D (ALA35_)	110	12/08→12/13					
2.2 D 4WD (ALA30_)	100	02/06→12/12					
2.2 D 4WD (ALA30_)	110	12/08→12/13					
2.2 D 4WD (ALA30_)	130	03/06→					
2.4 (ACA33)	125	11/05→					
2.4 4WD (ACR38)	125	11/05→					
3.5 4WD	198	11/05→					
3.5 4WD (GSA33)	201	11/05→					
 <b>Seilzug, Feststellbremse</b>							
2.0	109	03/09→	←	☒; Scheibenbremse		24.3727-1956.2 581956	L= 320
2.0 (ZSA35_)	116	12/08→					
2.0 4WD	109	03/09→	➔	☐; Scheibenbremse		24.3727-1964.2 581964	L= 1.882
2.0 4WD (ACA30_)	112	03/06→					
2.0 4WD (ZSA30_)	116	12/08→	➔	☒; Scheibenbremse		24.3727-1965.2 581965	L= 1.841
2.2 D (ALA35_)	110	12/08→12/13					
2.2 D 4WD (ALA30_)	100	02/06→12/12					
2.2 D 4WD (ALA30_)	110	12/08→12/13					
2.2 D 4WD (ALA30_)	130	03/06→					
2.4 (ACA33)	125	11/05→	←	☒; → 09/07; Scheibenbremse		24.3727-1956.2 581956	L= 320
2.4 4WD (ACR38)	125	11/05→	←	☒; 10/07→; Scheibenbremse		24.3727-1956.2 581956	L= 320
3.5 4WD	198	11/05→	←	☒; Scheibenbremse		24.3727-1956.2 581956	L= 320
3.5 4WD (GSA33)	201	11/05→					
<b>TOYOTA - RAV 4 IV (_A4_) 12/12→</b>							
 <b>Bremsbackensatz, Feststellbremse</b>							
2.0 (ZSA42)	107	12/12→	➔			03.0137-3012.2 653012	Ø 172 x 32 - HEB
2.5 4WD (ASA44)	132	12/12→					
2.5 Hybrid (AWA42_)	145	11/15→					
2.0 4WD (ZSA44_)	111	12/12→				03.0137-3012.2 653012	Ø 172 x 32 - HEB
2.2 D 4WD (ALA49)	110	12/12→	➔			03.0137-3012.2 653012	Ø 172 x 32 - HEB
2.0 4WD (ZSA44_)	112	04/15→				03.0137-3012.2 653012	Ø 172 x 32 - HEB
2.0 D (WWA42_)	105	10/15→					
 <b>Seilzug, Feststellbremse</b>							
2.0 (ZSA42)	107	12/12→	←	☒; Scheibenbremse		24.3727-1956.2 581956	L= 320
2.0 4WD (ZSA44_)	111	12/12→					
2.2 D 4WD (ALA49)	110	12/12→	➔	☐; Scheibenbremse		24.3727-1964.2 581964	L= 1.882
			➔	☒; Scheibenbremse		24.3727-1965.2 581965	L= 1.841
2.5 4WD (ASA44)	132	12/12→	←	☒; Scheibenbremse		24.3727-1956.2 581956	L= 320
<b>TOYOTA - STARLET (_P8_) 12/89→03/96</b>							
<b>Zubehörsatz, Bremsbacken</b>							
1.3 12V Cat (EP81)	55	12/89→03/96	➔			03.0137-9080.2 669080	
1.5 D (NP80_)	40	12/89→03/96					
 <b>Bremsbackensatz</b>							
1.3 12V Cat (EP81)	55	12/89→03/96	➔			03.0137-0257.2 650257	Ø 180 x 28
1.5 D (NP80_)	40	12/89→03/96					
<b>TOYOTA - STARLET (_P9_) 01/96→10/99</b>							
 <b>Radbremszylinder</b>							
1.3 (EP91_)	55	01/96→10/99	➔	☒; → 07/99; - ABS		24.3217-1733.3 020559	Ø 17,46 ALU
			➔	☒; → 07/99; - ABS		24.3217-1734.3 020560	Ø 17,46 ALU
<b>Zubehörsatz, Bremsbacken</b>							
1.3 (EP91_)	55	01/96→10/99	➔	→ 07/99		03.0137-9080.2 669080	
 <b>Bremsbackensatz</b>							
1.3 (EP91_)	55	01/96→10/99	➔	→ 07/99		03.0137-0257.2 650257	Ø 180 x 28
 <b>Seilzug, Feststellbremse</b>							
1.3 (EP91_)	55	01/96→10/99	←	☒; → 07/99; Trommelbremse		24.3727-1913.2 581913	L= 258
			➔	☐; → 07/99; Trommelbremse		24.3727-1950.2 581950	L= 1.485
			➔	☒; → 07/99; Trommelbremse		24.3727-1951.2 581951	L= 1.508

	kw				!#		
<b>TOYOTA - SUPRA (_A8_) 05/93→07/02</b>							
 <b>Bremsbackensatz, Feststellbremse</b>							
3.0 i (JZA80_) 3.0 i Bi-Turbo (JZA80_)	168 243	05/93→07/02 05/93→07/02	→	→ 08/98		03.0137-0400.2 650400	Ø 190 x 45
<b>TOYOTA - URBAN CRUISER (_P1_) 07/07→</b>							
 <b>Seilzug, Feststellbremse</b>							
1.33 (NSP110_)	73	01/09→	→	☐; 04/10→; Scheibenbremse		24.3727-1954.2 581954	L= 1.617
			→	☐; 04/10→; Scheibenbremse		24.3727-1955.2 581955	L= 1.665
1.33 (NSP110_)	74	04/09→	→	☐; Scheibenbremse		24.3727-1954.2 581954	L= 1.617
			→	☐; Scheibenbremse		24.3727-1955.2 581955	L= 1.665
1.4 D-4D (NLP110_) 1.4 D-4D 4WD (NLP115_)	66 66	01/09→04/14 01/09→04/14	→	☐; 04/09→; Scheibenbremse		24.3727-1954.2 581954	L= 1.617
			→	☐; 04/09→; Scheibenbremse		24.3727-1955.2 581955	L= 1.665
<b>TOYOTA - VERSO S (_P12_) 11/10→10/16</b>							
 <b>Bremsbackensatz</b>							
1.33 (NSP120_) 1.4 D4-D (NLP121_)	73 66	11/10→10/16 11/10→10/16	→			03.0137-0528.2 650528	Ø 228 x 37 - HEB
 <b>Seilzug, Feststellbremse</b>							
1.33 (NSP120_) 1.4 D4-D (NLP121_)	73 66	11/10→10/16 11/10→10/16	→	☐; Trommelbremse		24.3727-1961.2 581961	L= 1.657
			→	☐; Trommelbremse		24.3727-1962.2 581962	L= 1.695
			→	☐; Scheibenbremse		24.3727-1966.2 581966	L= 1.697
			→	☐; Scheibenbremse		24.3727-1967.2 581967	L= 1.739
<b>TOYOTA - YARIS (_P1_) 01/99→12/05</b>							
 <b>Radbremszylinder</b>							
1.0 (SCP10_)	48	03/03→09/05	→	☐; 04/03→ 08/05; Made in Japan		24.3217-1721.3 020489	Ø 17,46 ALU
			→	☐; 04/03→ 08/05; Made in Japan		24.3217-1722.3 020490	Ø 17,46 ALU
			→	04/03→ 08/05; Made in Frankreich		24.3219-1744.3 020488	BOS Ø 19,05 ALU
1.0 (SCP10_)	50	04/99→09/05	→	☐; 08/99→ 03/03; Made in Japan		24.3217-1721.3 020489	Ø 17,46 ALU
			→	☐; 08/99→ 03/03; Made in Japan		24.3217-1722.3 020490	Ø 17,46 ALU
			→	→ 03/03; Made in Frankreich		24.3219-1744.3 020488	BOS Ø 19,05 ALU
1.3 (NCP10_, SCP12_)	63	11/99→10/05	→	☐; → 10/04; Made in Japan		24.3217-1721.3 020489	Ø 17,46 ALU
			→	☐; → 10/04; Made in Japan		24.3217-1722.3 020490	Ø 17,46 ALU
1.3 (SCP12_, NCP10_, SCP13_)	64	04/02→09/05	→	→ 08/05; Made in Frankreich		24.3219-1744.3 020488	BOS Ø 19,05 ALU
1.4 D-4D (NLP10_)	55	10/01→09/05	→	12/01→ 08/05; Made in Frankreich		24.3219-1744.3 020488	BOS Ø 19,05 ALU
<b>Zubehörsatz, Bremsbacken</b>							
1.0 (SCP10_)	48	03/03→09/05	→	04/03→ 08/05		03.0137-9236.2 669236	
			→	04/03→ 08/05		03.0137-9287.2 669287	BOS
1.0 (SCP10_)	50	04/99→09/05	→	→ 03/03		03.0137-9236.2 669236	
			→	→ 03/03		03.0137-9287.2 669287	BOS
1.3 (NCP10_, SCP12_)	63	11/99→10/05	→	→ 10/04		03.0137-9236.2 669236	
1.3 (SCP12_, NCP10_, SCP13_)	64	04/02→09/05	→	→ 08/05		03.0137-9287.2 669287	BOS
1.4 D-4D (NLP10_)	55	10/01→09/05	→	12/01→ 08/05		03.0137-9287.2 669287	BOS
 <b>Bremstrommel</b>							
1.0 (SCP10_)	48	03/03→09/05	→	04/03→ 08/05; Made in Japan		24.0220-0041.1 480167	Ø 200,0 x 41,8 / 201
			→	04/03→ 08/05; Made in Frankreich		24.0220-0047.1 480199	Ø 200,0 x 41 / 201
1.0 (SCP10_)	50	04/99→09/05	→	→ 03/03; Made in Japan		24.0220-0041.1 480167	Ø 200,0 x 41,8 / 201
			→	→ 03/03; Made in Frankreich		24.0220-0047.1 480199	Ø 200,0 x 41 / 201
1.3 (NCP10_, SCP12_)	63	11/99→10/05	→	→ 10/04; Made in Japan		24.0220-0041.1 480167	Ø 200,0 x 41,8 / 201
1.3 (SCP12_, NCP10_, SCP13_)	64	04/02→09/05	→	→ 08/05; Made in Frankreich		24.0220-0047.1 480199	Ø 200,0 x 41 / 201
1.4 D-4D (NLP10_)	55	10/01→09/05	→	12/01→ 08/05; Made in Frankreich		24.0220-0047.1 480199	Ø 200,0 x 41 / 201
 <b>Bremsbackensatz</b>							
1.0 (SCP10_) ↓	48	03/03→09/05	→	04/03→ 08/05; Made in Japan		03.0137-0364.2 650364	Ø 200 x 32

	kw				!#		
<b>TOYOTA - YARIS (P1_) 01/99→12/05</b>							
<b> Bremsbackensatz</b>							
1.0 (SCP10_)	48	03/03→09/05	➡	04/03→ 08/05; Made in Japan	<b>03.0520-4317.3</b>	<b>694317</b>	Ø 200 x 32 Ø 17,46 + RZ / + Zub TopKit
			➡	04/03→ 08/05; Made in Frankreich	<b>03.0137-0466.2</b>	<b>650466</b>	BOS Ø 200 x 32 + HEB
1.0 (SCP10_)	50	04/99→09/05	➡	→ 03/03; Made in Japan	<b>03.0137-0364.2</b>	<b>650364</b>	Ø 200 x 32
			➡	→ 03/03; Made in Frankreich	<b>03.0520-4317.3</b>	<b>694317</b>	Ø 200 x 32 Ø 17,46 + RZ / + Zub TopKit
1.0 (SCP10_)	50	04/99→09/05	➡	→ 03/03; Made in Japan	<b>03.0137-0364.2</b>	<b>650364</b>	Ø 200 x 32
			➡	→ 03/03; Made in Frankreich	<b>03.0520-4317.3</b>	<b>694317</b>	Ø 200 x 32 Ø 17,46 + RZ / + Zub TopKit
1.3 (NCP10_, SCP12_)	63	11/99→10/05	➡	→ 10/04; Made in Japan	<b>03.0137-0364.2</b>	<b>650364</b>	Ø 200 x 32
			➡	→ 10/04; Made in Frankreich	<b>03.0520-4317.3</b>	<b>694317</b>	Ø 200 x 32 Ø 17,46 + RZ / + Zub TopKit
1.3 (SCP12_, NCP10_, SCP13_)	64	04/02→09/05	➡	→ 08/05; Made in Frankreich	<b>03.0137-0466.2</b>	<b>650466</b>	BOS Ø 200 x 32 + HEB
			➡	→ 08/05; Made in Frankreich	<b>03.0520-6519.3</b>	<b>696519</b>	BOS Ø 200 x 32 Ø 19,05 + RZ / + Zub TopKit
1.4 D-4D (NLP10_)	55	10/01→09/05	➡	12/01→ 08/05; Made in Frankreich	<b>03.0137-0466.2</b>	<b>650466</b>	BOS Ø 200 x 32 + HEB
			➡	12/01→ 08/05; Made in Frankreich	<b>03.0520-6519.3</b>	<b>696519</b>	BOS Ø 200 x 32 Ø 19,05 + RZ / + Zub TopKit
<b> Bremsbackensatz, Feststellbremse</b>							
1.0 (SCP10_)	48	03/03→09/05	➡	04/03→ 08/05; + ABS	<b>03.0137-0459.2</b>	<b>650459</b>	Ø 172 x 32
1.0 (SCP10_)	50	04/99→09/05	➡	→ 03/03; + ABS	<b>03.0137-0459.2</b>	<b>650459</b>	Ø 172 x 32
1.3 (NCP10_, SCP12_)	63	11/99→10/05	➡	→ 10/04; + ABS	<b>03.0137-0459.2</b>	<b>650459</b>	Ø 172 x 32
1.3 (SCP12_, NCP10_, SCP13_)	64	04/02→09/05	➡	→ 08/05; + ABS	<b>03.0137-0459.2</b>	<b>650459</b>	Ø 172 x 32
1.5 (NCP13_)	77	01/03→11/05	➡	→ 08/05	<b>03.0137-0459.2</b>	<b>650459</b>	Ø 172 x 32
1.5 (NCP13_)	78	04/01→09/05	➡	→ 03/03	<b>03.0137-0459.2</b>	<b>650459</b>	Ø 172 x 32
1.5 (NCP13_)	110	03/00→07/05	➡	04/03→ 10/04	<b>03.0137-0459.2</b>	<b>650459</b>	Ø 172 x 32
<b> Seilzug, Feststellbremse</b>							
1.0 (SCP10_)	48	03/03→09/05	➡	<input type="checkbox"/> ; 04/03→ 08/05; für Fahrzeuge mit Scheibenbremse an der Hinterachse; Scheibenbremse	<b>24.3727-1911.2</b>	<b>581911</b>	L= 1.520
			➡	<input type="checkbox"/> ; 04/03→ 08/05; für Fahrzeuge mit Scheibenbremse an der Hinterachse; Scheibenbremse	<b>24.3727-1912.2</b>	<b>581912</b>	L= 1.481
			➡	<input type="checkbox"/> ; 04/03→ 08/05; für Fahrzeuge mit Trommelbremse an der Hinterachse; Trommelbremse	<b>24.3727-1920.2</b>	<b>581920</b>	L= 1.553
			➡	<input type="checkbox"/> ; 04/03→ 08/05; für Fahrzeuge mit Trommelbremse an der Hinterachse; Trommelbremse	<b>24.3727-1921.2</b>	<b>581921</b>	L= 1.580
1.0 (SCP10_)	50	04/99→09/05	➡	<input type="checkbox"/> ; → 07/99; für Fahrzeuge mit Trommelbremse an der Hinterachse; Trommelbremse	<b>24.3727-1903.2</b>	<b>581903</b>	L= 1.503
			➡	<input type="checkbox"/> ; → 07/99; für Fahrzeuge mit Trommelbremse an der Hinterachse; Trommelbremse	<b>24.3727-1909.2</b>	<b>581909</b>	L= 1.543
			➡	<input type="checkbox"/> ; 08/99→ 03/03; für Fahrzeuge mit Scheibenbremse an der Hinterachse; Scheibenbremse	<b>24.3727-1911.2</b>	<b>581911</b>	L= 1.520
			➡	<input type="checkbox"/> ; 08/99→ 03/03; für Fahrzeuge mit Scheibenbremse an der Hinterachse; Scheibenbremse	<b>24.3727-1912.2</b>	<b>581912</b>	L= 1.481
			➡	<input type="checkbox"/> ; 08/99→ 03/03; für Fahrzeuge mit Trommelbremse an der Hinterachse; Trommelbremse	<b>24.3727-1920.2</b>	<b>581920</b>	L= 1.553
			➡	<input type="checkbox"/> ; 08/99→ 03/03; für Fahrzeuge mit Trommelbremse an der Hinterachse; Trommelbremse	<b>24.3727-1921.2</b>	<b>581921</b>	L= 1.580
1.3 (NCP10_, SCP12_)	63	11/99→10/05	➡	<input type="checkbox"/> ; → 10/04; für Fahrzeuge mit Trommelbremse an der Hinterachse; Trommelbremse	<b>24.3727-1903.2</b>	<b>581903</b>	L= 1.503
			➡	<input type="checkbox"/> ; → 10/04; für Fahrzeuge mit Trommelbremse an der Hinterachse; Trommelbremse	<b>24.3727-1909.2</b>	<b>581909</b>	L= 1.543
↓							

**TOYOTA - YARIS (P1) 01/99→12/05**

**Seilzug, Feststellbremse**

1.3 (NCP10_, SCP12_)	63	11/99→10/05	➡	<input type="checkbox"/> ; → 10/04; für Fahrzeuge mit Scheibenbremse an der Hinterachse; Scheibenbremse	24.3727-1911.2	581911	L= 1.520
			➡	<input type="checkbox"/> ; → 10/04; für Fahrzeuge mit Scheibenbremse an der Hinterachse; Scheibenbremse	24.3727-1912.2	581912	L= 1.481
1.3 (SCP12_, NCP10_, SCP13_)	64	04/02→09/05	➡	<input type="checkbox"/> ; → 08/05; für Fahrzeuge mit Scheibenbremse an der Hinterachse; Scheibenbremse	24.3727-1911.2	581911	L= 1.520
			➡	<input type="checkbox"/> ; → 08/05; für Fahrzeuge mit Scheibenbremse an der Hinterachse; Scheibenbremse	24.3727-1912.2	581912	L= 1.481
			➡	<input type="checkbox"/> ; → 08/05; für Fahrzeuge mit Trommelbremse an der Hinterachse; Trommelbremse	24.3727-1920.2	581920	L= 1.553
			➡	<input type="checkbox"/> ; → 08/05; für Fahrzeuge mit Trommelbremse an der Hinterachse; Trommelbremse	24.3727-1921.2	581921	L= 1.580
1.4 D-4D (NLP10_)	55	10/01→09/05	➡	<input type="checkbox"/> ; 12/01→ 03/03; für Fahrzeuge mit Trommelbremse an der Hinterachse; Trommelbremse	24.3727-1903.2	581903	L= 1.503
			➡	<input type="checkbox"/> ; 12/01→ 03/03; für Fahrzeuge mit Trommelbremse an der Hinterachse; Trommelbremse	24.3727-1909.2	581909	L= 1.543
			➡	<input type="checkbox"/> ; 12/01→ 08/05; für Fahrzeuge mit Scheibenbremse an der Hinterachse; Scheibenbremse	24.3727-1911.2	581911	L= 1.520
			➡	<input type="checkbox"/> ; 12/01→ 08/05; für Fahrzeuge mit Scheibenbremse an der Hinterachse; Scheibenbremse	24.3727-1912.2	581912	L= 1.481
			➡	<input type="checkbox"/> ; 04/03→ 08/05; für Fahrzeuge mit Trommelbremse an der Hinterachse; Trommelbremse	24.3727-1920.2	581920	L= 1.553
			➡	<input type="checkbox"/> ; 04/03→ 08/05; für Fahrzeuge mit Trommelbremse an der Hinterachse; Trommelbremse	24.3727-1921.2	581921	L= 1.580
1.5 (NCP13_)	77	01/03→11/05	➡	<input type="checkbox"/> ; → 08/05; für Fahrzeuge mit Scheibenbremse an der Hinterachse; Scheibenbremse	24.3727-1911.2	581911	L= 1.520
			➡	<input type="checkbox"/> ; → 08/05; für Fahrzeuge mit Scheibenbremse an der Hinterachse; Scheibenbremse	24.3727-1912.2	581912	L= 1.481
1.5 (NCP13_)	78	04/01→09/05	➡	<input type="checkbox"/> ; → 03/03; für Fahrzeuge mit Scheibenbremse an der Hinterachse; Scheibenbremse	24.3727-1911.2	581911	L= 1.520
			➡	<input type="checkbox"/> ; → 03/03; für Fahrzeuge mit Scheibenbremse an der Hinterachse; Scheibenbremse	24.3727-1912.2	581912	L= 1.481
1.5 (NCP13_)	110	03/00→07/05	➡	<input type="checkbox"/> ; 04/03→ 10/04; für Fahrzeuge mit Scheibenbremse an der Hinterachse; Scheibenbremse	24.3727-1911.2	581911	L= 1.520
			➡	<input type="checkbox"/> ; 04/03→ 10/04; für Fahrzeuge mit Scheibenbremse an der Hinterachse; Scheibenbremse	24.3727-1912.2	581912	L= 1.481

**TOYOTA - YARIS (P9) 01/05→**

**Radbremsszylinder**










1.0 GPL (KSP90_)	51	01/06→	➡	→ 08/11; Made in Frankreich	24.3220-1728.3	020509	Ø 20,64 ALU
1.33 VVT-i (NSP90_)	73	07/10→					
1.0 VVT-i (KSP90_)	51	01/05→11/11	➡	01/06→ 08/11; Made in Frankreich	24.3220-1728.3	020509	Ø 20,64 ALU
1.3 VVT-i (NCP90_)	63	01/05→					
1.3 VVT-i (SCP90_)	64	08/05→					
1.4 D-4D (NLP90_)	66	08/05→					
1.33 VVT-i (NSP90_)	74	11/08→	➡	03/09→ 08/11; Made in Frankreich	24.3220-1728.3	020509	Ø 20,64 ALU
1.3 4WD (NCP92_)	64	08/07→	➡	Made in Frankreich	24.3220-1728.3	020509	Ø 20,64 ALU

**Zubehörsatz, Bremsbacken**











1.0 GPL (KSP90_)	51	01/06→	➡	→ 08/11; Made in Frankreich	03.0137-9280.2	669280	
1.33 VVT-i (NSP90_)	73	07/10→					
1.0 VVT-i (KSP90_)	51	01/05→11/11	➡	01/06→ 08/11; Made in Frankreich	03.0137-9280.2	669280	
1.3 VVT-i (NCP90_)	63	01/05→					
1.3 VVT-i (SCP90_)	64	08/05→					
1.4 D-4D (NLP90_)	66	08/05→					
1.33 VVT-i (NSP90_)	74	11/08→	➡	03/09→ 08/11; Made in Frankreich	03.0137-9280.2	669280	












↓













	kw				!#		
<b>TOYOTA - YARIS (_P9_) 01/05→</b>							
<b>Zubehörsatz, Bremsbacken</b>							
1.3 4WD (NCP92_)	64	08/07→	➡	Made in Frankreich		03.0137-9280.2 669280	
<b> Bremsbackensatz</b>							
1.0 GPL (KSP90_)	51	01/06→	➡	→ 08/11; Made in Frankreich		03.0137-0502.2 650502	Ø 203 x 38 + HEB
1.33 VVT-i (NSP90_)	73	07/10→				03.0520-8920.3 698920	AP Ø 203 x 38 Ø 20,64 + RZ / + Zub TopKit
1.0 VVT-i (KSP90_)	51	01/05→11/11	➡	01/06→ 08/11; Made in Frankreich		03.0137-0502.2 650502	Ø 203 x 38 + HEB
1.3 VVT-i (NCP90_)	63	01/05→				03.0520-8920.3 698920	AP Ø 203 x 38 Ø 20,64 + RZ / + Zub TopKit
1.3 VVT-i (SCP90_)	64	08/05→					
1.4 D-4D (NLP90_)	66	08/05→					
1.33 VVT-i (NSP90_)	74	11/08→	➡	03/09→ 08/11; Made in Frankreich		03.0137-0502.2 650502	Ø 203 x 38 + HEB
						03.0520-8920.3 698920	AP Ø 203 x 38 Ø 20,64 + RZ / + Zub TopKit
1.3 4WD (NCP92_)	64	08/07→	➡	Made in Frankreich		03.0137-0502.2 650502	Ø 203 x 38 + HEB
						03.0520-8920.3 698920	AP Ø 203 x 38 Ø 20,64 + RZ / + Zub TopKit
<b> Seilzug, Feststellbremse</b>							
1.0 GPL (KSP90_)	51	01/06→	➡	<input type="checkbox"/> ; → 08/11; - ABS; Made in Frankreich; Trommelbremse		24.3727-1937.2 581937	L= 1.555
			➡	<input checked="" type="checkbox"/> ; → 08/11; - ABS; Made in Frankreich; Trommelbremse		24.3727-1938.2 581938	L= 1.600
			➡	<input type="checkbox"/> ; → 08/11; + ABS; Made in Japan; Scheibenbremse		24.3727-1954.2 581954	L= 1.617
			➡	<input checked="" type="checkbox"/> ; → 08/11; + ABS; Made in Japan; Scheibenbremse		24.3727-1955.2 581955	L= 1.665
			➡	<input type="checkbox"/> ; → 08/11; - ABS; Made in Japan; Trommelbremse		24.3727-1959.2 581959	L= 1.558
			➡	<input checked="" type="checkbox"/> ; → 08/11; - ABS; Made in Japan; Trommelbremse		24.3727-1960.2 581960	L= 1.600
1.0 VVT-i (KSP90_)	51	01/05→11/11	➡	<input type="checkbox"/> ; 01/06→ 08/11; - ABS; Made in Frankreich; Trommelbremse		24.3727-1937.2 581937	L= 1.555
			➡	<input checked="" type="checkbox"/> ; 01/06→ 08/11; - ABS; Made in Frankreich; Trommelbremse		24.3727-1938.2 581938	L= 1.600
			➡	<input type="checkbox"/> ; 01/06→ 08/11; + ABS; Made in Japan; Scheibenbremse		24.3727-1954.2 581954	L= 1.617
			➡	<input checked="" type="checkbox"/> ; 01/06→ 08/11; + ABS; Made in Japan; Scheibenbremse		24.3727-1955.2 581955	L= 1.665
			➡	<input type="checkbox"/> ; 01/06→ 08/11; - ABS; Made in Japan; Trommelbremse		24.3727-1959.2 581959	L= 1.558
			➡	<input checked="" type="checkbox"/> ; 01/06→ 08/11; - ABS; Made in Japan; Trommelbremse		24.3727-1960.2 581960	L= 1.600
1.33 VVT-i (NSP90_)	73	07/10→	➡	<input type="checkbox"/> ; → 08/11; - ABS; Made in Frankreich; Trommelbremse		24.3727-1937.2 581937	L= 1.555
			➡	<input checked="" type="checkbox"/> ; → 08/11; - ABS; Made in Frankreich; Trommelbremse		24.3727-1938.2 581938	L= 1.600
1.33 VVT-i (NSP90_)	74	11/08→	➡	<input type="checkbox"/> ; 03/09→ 08/11; - ABS; Made in Frankreich; Trommelbremse		24.3727-1937.2 581937	L= 1.555
			➡	<input checked="" type="checkbox"/> ; 03/09→ 08/11; - ABS; Made in Frankreich; Trommelbremse		24.3727-1938.2 581938	L= 1.600
1.3 4WD (NCP92_)	64	08/07→	➡	<input type="checkbox"/> ; - ABS; Made in Frankreich; Trommelbremse		24.3727-1937.2 581937	L= 1.555
			➡	<input checked="" type="checkbox"/> ; - ABS; Made in Frankreich; Trommelbremse		24.3727-1938.2 581938	L= 1.600
1.3 VVT-i (NCP90_)	63	01/05→	➡	<input type="checkbox"/> ; 01/06→ 08/11; - ABS; Made in Frankreich; Trommelbremse		24.3727-1937.2 581937	L= 1.555
1.3 VVT-i (SCP90_)	64	08/05→					
1.4 D-4D (NLP90_)	66	08/05→	➡	<input checked="" type="checkbox"/> ; 01/06→ 08/11; - ABS; Made in Frankreich; Trommelbremse		24.3727-1938.2 581938	L= 1.600
1.8 VVTi (ZSP90_)	98	01/07→12/11	➡	<input type="checkbox"/> ; → 08/11; Made in Japan; Scheibenbremse		24.3727-1954.2 581954	L= 1.617
			➡	<input checked="" type="checkbox"/> ; → 08/11; Made in Japan; Scheibenbremse		24.3727-1955.2 581955	L= 1.665
<b>TOYOTA - YARIS (_P13_) 12/10→</b>							
<b> Radbremszylinder</b>							
1.0 (KSP130_)	51	12/10→	➡	09/11→; Made in Frankreich; - ESP		24.3220-1739.3 020546	Ø 20,64 ALU
1.3 4WD (NSP135_)	70	12/10→					
1.3 (NCP130_)	63	08/11→	➡	Made in Frankreich; - ESP		24.3220-1739.3 020546	Ø 20,64 ALU
1.3 (NSP130_)	73	09/11→					
1.4 D (NLP130_)	66	09/11→	➡	- ESP		24.3220-1739.3 020546	Ø 20,64 ALU
1.5 (NSP131_)	82	02/17→	➡		2	24.3220-1739.3 020546	Ø 20,64 ALU



























	kw				!#		
<b>TOYOTA - YARIS (P13_) 12/10→</b>							
<b>Zubehörsatz, Bremsbacken</b>							
1.0 (KSP130_) 1.3 4WD (NSP135_)	51 70	12/10→ 12/10→	➡	09/11→; Made in Frankreich; - ESP		03.0137-9280.2 669280	
1.3 (NCP130_) 1.3 (NSP130_)	63 73	08/11→ 09/11→	➡	Made in Frankreich; - ESP		03.0137-9280.2 669280	
1.4 D (NLP130_)	66	09/11→	➡	- ESP		03.0137-9280.2 669280	
1.5 (NSP131_)	82	02/17→	➡			03.0137-9280.2 669280	
<b> Bremsbackensatz</b>							
1.0 (KSP130_)	51	12/10→	➡	09/11→; Made in Frankreich; - ESP		03.0137-0502.2 650502 03.0520-9920.3 699920	Ø 203 x 38 + HEB AP Ø 203 x 38 Ø 20,64 + RZ / + Zub TopKit
1.3 (NCP130_) 1.3 (NSP130_)	63 73	08/11→ 09/11→	➡	Made in Frankreich; - ESP		03.0137-0502.2 650502 03.0520-9920.3 699920	Ø 203 x 38 + HEB AP Ø 203 x 38 Ø 20,64 + RZ / + Zub TopKit
			➡	Made in Japan; - ESP		03.0137-0528.2 650528	Ø 228 x 37 - HEB
1.3 4WD (NSP135_)	70	12/10→	➡	09/11→; Made in Frankreich; - ESP		03.0137-0502.2 650502 03.0520-9920.3 699920	Ø 203 x 38 + HEB AP Ø 203 x 38 Ø 20,64 + RZ / + Zub TopKit
			➡	09/11→; Made in Japan; - ESP		03.0137-0528.2 650528	Ø 228 x 37 - HEB
1.4 D (NLP130_)	66	09/11→	➡	- ESP		03.0137-0502.2 650502 03.0520-9920.3 699920	Ø 203 x 38 + HEB AP Ø 203 x 38 Ø 20,64 + RZ / + Zub TopKit
1.5 (NSP131_)	82	02/17→	➡			03.0137-0502.2 650502	Ø 203 x 38 + HEB
<b>TOYOTA - YARIS VERSO (P2_) 08/99→09/05</b>							
<b> Radbremszylinder</b>							
1.3 (NCP20_, NCP22_)	62	11/02→09/05	➡	<input type="checkbox"/> ; 01/03→; - ABS; Vollautomatik		24.3217-1721.3 020489	Ø 17,46 ALU
			➡	<input type="checkbox"/> ; 01/03→; - ABS; Vollautomatik		24.3217-1722.3 020490	Ø 17,46 ALU
			➡	<input type="checkbox"/> ; 01/03→; - ABS; Schaltgetriebe		24.3219-1749.3 020500	Ø 19,05 ALU
1.3 (NCP20_, NCP22_)	63	08/99→10/02	➡	<input type="checkbox"/> ; 11/99→; - ABS; Vollautomatik		24.3217-1721.3 020489	Ø 17,46 ALU
			➡	<input type="checkbox"/> ; 11/99→; - ABS; Vollautomatik		24.3217-1722.3 020490	Ø 17,46 ALU
			➡	<input type="checkbox"/> ; 11/99→; - ABS; Schaltgetriebe		24.3219-1749.3 020500	Ø 19,05 ALU
1.4 D-4D (NLP20_, NLP22_) 1.5 (NCP21_) 1.5 4WD (NCP21_)	55 77 78	12/01→09/05 03/00→09/05 03/00→09/05	➡	<input type="checkbox"/> ; - ABS		24.3219-1749.3 020500	Ø 19,05 ALU
1.5 (NCP21_)	78	03/00→09/05	➡	<input type="checkbox"/> ; → 03/03; - ABS		24.3219-1749.3 020500	Ø 19,05 ALU
<b>Zubehörsatz, Bremsbacken</b>							
1.3 (NCP20_, NCP22_)	62	11/02→09/05	➡	01/03→; - ABS		03.0137-9236.2 669236	
1.3 (NCP20_, NCP22_)	63	08/99→10/02	➡	11/99→; - ABS		03.0137-9236.2 669236	
1.4 D-4D (NLP20_, NLP22_) 1.5 (NCP21_) 1.5 4WD (NCP21_)	55 77 78	12/01→09/05 03/00→09/05 03/00→09/05	➡	- ABS		03.0137-9236.2 669236	
1.5 (NCP21_)	78	03/00→09/05	➡	→ 03/03; - ABS		03.0137-9236.2 669236	
<b> Bremstrommel</b>							
1.3 (NCP20_, NCP22_)	62	11/02→09/05	➡	01/03→; - ABS		24.0220-0041.1 480167	Ø 200,0 x 41,8 / 201
1.3 (NCP20_, NCP22_)	63	08/99→10/02	➡	11/99→; - ABS		24.0220-0041.1 480167	Ø 200,0 x 41,8 / 201
1.4 D-4D (NLP20_, NLP22_) 1.5 (NCP21_) 1.5 4WD (NCP21_)	55 77 78	12/01→09/05 03/00→09/05 03/00→09/05	➡	- ABS		24.0220-0041.1 480167	Ø 200,0 x 41,8 / 201
1.5 (NCP21_)	78	03/00→09/05	➡	→ 03/03; - ABS		24.0220-0041.1 480167	Ø 200,0 x 41,8 / 201
<b> Bremsbackensatz</b>							
1.3 (NCP20_, NCP22_)	62	11/02→09/05	➡	01/03→; - ABS		03.0137-0364.2 650364	Ø 200 x 32
			➡	01/03→; - ABS; Vollautomatik		03.0520-4317.3 694317	Ø 200 x 32 Ø 17,46 + RZ / + Zub TopKit
			➡	01/03→; - ABS; Schaltgetriebe		03.0520-7119.3 697119	Ø 200 x 32 Ø 19,05 + RZ / + Zub TopKit
1.3 (NCP20_, NCP22_)	63	08/99→10/02	➡	11/99→; - ABS		03.0137-0364.2 650364	Ø 200 x 32
			➡	11/99→; - ABS; Vollautomatik		03.0520-4317.3 694317	Ø 200 x 32 Ø 17,46 + RZ / + Zub TopKit












	kw				!#		
<b>TOYOTA - YARIS VERSO (_P2_) 08/99→09/05</b>							
 <b>Bremsbackensatz</b>							
1.3 (NCP20_, NCP22_) 63	08/99→10/02	➡	11/99→; - ABS; Schaltgetriebe			<b>03.0520-7119.3 697119</b>	Ø 200 x 32 Ø 19,05 + RZ / + Zub TopKit
1.4 D-4D (NLP20_, NLP22_) 55	12/01→09/05	➡	- ABS			<b>03.0137-0364.2 650364</b>	Ø 200 x 32
1.5 (NCP21_) 77	03/00→09/05					<b>03.0520-7119.3 697119</b>	Ø 200 x 32 Ø 19,05 + RZ / + Zub TopKit
1.5 4WD (NCP21_) 78	03/00→09/05						
1.5 (NCP21_) 78	03/00→09/05	➡	→ 03/03; - ABS			<b>03.0137-0364.2 650364</b>	Ø 200 x 32
						<b>03.0520-7119.3 697119</b>	Ø 200 x 32 Ø 19,05 + RZ / + Zub TopKit
 <b>Bremsbackensatz, Feststellbremse</b>							
1.3 (NCP20_, NCP22_) 62	11/02→09/05	➡	01/03→; + ABS			<b>03.0137-0459.2 650459</b>	Ø 172 x 32
1.3 (NCP20_, NCP22_) 63	08/99→10/02	➡	11/99→; + ABS			<b>03.0137-0459.2 650459</b>	Ø 172 x 32
1.4 D-4D (NLP20_, NLP22_) 55	12/01→09/05	➡	+ ABS			<b>03.0137-0459.2 650459</b>	Ø 172 x 32
1.5 (NCP21_) 77	03/00→09/05						
1.5 4WD (NCP21_) 78	03/00→09/05						
1.5 (NCP21_) 78	03/00→09/05	➡	→ 03/03; + ABS			<b>03.0137-0459.2 650459</b>	Ø 172 x 32
<b>VAUXHALL - ADAM (M13) 10/12→</b>							
 <b>Radbremszylinder</b>							
1.0 85	07/14→	➡				<b>24.3219-1755.3 020508</b>	Ø 19,05 ALU
1.4 S 110	11/14→						
1.2 51	10/12→	➡	01/13→			<b>24.3219-1755.3 020508</b>	Ø 19,05 ALU
1.4 64	10/12→						
1.4 74	10/12→						
<b>Zubehörsatz, Bremsbacken</b>							
1.0 85	07/14→	➡	F6000001→			<b>03.0137-9309.2 669309</b>	AP
1.4 S 110	11/14→	➡	→ E6999999			<b>03.0137-9309.2 669309</b>	AP
		➡	F6000001→			<b>03.0137-9310.2 669310</b>	AP
		➡	→ E6999999			<b>03.0137-9310.2 669310</b>	AP
1.2 51	10/12→	➡	F6000001→			<b>03.0137-9309.2 669309</b>	AP
1.4 64	10/12→	➡	01/13→; → E6999999			<b>03.0137-9309.2 669309</b>	AP
1.4 74	10/12→	➡	F6000001→			<b>03.0137-9310.2 669310</b>	AP
		➡	01/13→; → E6999999			<b>03.0137-9310.2 669310</b>	AP
 <b>Bremsbackensatz</b>							
1.0 85	07/14→	➡	F6000001→			<b>03.0137-0478.2 650478</b>	AP Ø 228 x 42 + HEB
1.4 S 110	11/14→	➡	→ E6999999			<b>03.0137-0478.2 650478</b>	AP Ø 228 x 42 + HEB
						<b>03.0520-6819.3 696819</b>	AP Ø 228 x 42 Ø 19,05 + RZ / + Zub TopKit
		➡	F6000001→			<b>03.0137-0479.2 650479</b>	AP Ø 203 x 38 + HEB
		➡	→ E6999999			<b>03.0137-0479.2 650479</b>	AP Ø 203 x 38 + HEB
1.2 51	10/12→	➡	F6000001→			<b>03.0137-0478.2 650478</b>	AP Ø 228 x 42 + HEB
1.4 64	10/12→	➡	01/13→; → E6999999			<b>03.0137-0478.2 650478</b>	AP Ø 228 x 42 + HEB
1.4 74	10/12→					<b>03.0520-6819.3 696819</b>	AP Ø 228 x 42 Ø 19,05 + RZ / + Zub TopKit
		➡	F6000001→			<b>03.0137-0479.2 650479</b>	AP Ø 203 x 38 + HEB
		➡	01/13→; → E6999999			<b>03.0137-0479.2 650479</b>	AP Ø 203 x 38 + HEB
 <b>Seilzug, Feststellbremse</b>							
1.0 85	07/14→	➡	☒; Br.trommeldurchm.außen [mm]: 203; Trommelbremse	1		<b>24.3727-0799.2 580799</b>	L= 1.335 L2= 1.335
1.4 S 110	11/14→	➡	☒; Br.trommeldurchm.außen [mm]: 228; Trommelbremse	1		<b>24.3727-3500.2 583500</b>	L= 1.352 L2= 1.352
1.2 51	10/12→	➡	☒; 01/13→; Br.trommeldurchm.außen [mm]: 203; Trommelbremse	1		<b>24.3727-0799.2 580799</b>	L= 1.335 L2= 1.335
1.4 64	10/12→						
1.4 74	10/12→	➡	☒; 01/13→; Br.trommeldurchm.außen [mm]: 228; Trommelbremse	1		<b>24.3727-3500.2 583500</b>	L= 1.352 L2= 1.352











	kw				!#		
<b>VAUXHALL - AGILA Mk I (A) (H00) 02/00→03/08</b>							
<b> Radbremszylinder</b>							
1.0 12V 1.2 16V Twinport	43 59	09/00→08/05 07/04→11/06	➔			24.3215-1701.3 020493	Ø 15,87 ALU
1.0 12V	44	02/00→11/06	➔	09/00→		24.3215-1701.3 020493	Ø 15,87 ALU
1.2 16V	55	09/00→03/08	➔	→ 07/07		24.3215-1701.3 020493	Ø 15,87 ALU
<b>Zubehörsatz, Bremsbacken</b>							
1.0 12V 1.2 16V Twinport	43 59	09/00→08/05 07/04→11/06	➔	→ 2G999999		03.0137-9286.2 669286	
			➔	3G0000001→		03.0137-9300.2 669300	
1.0 12V	44	02/00→11/06	➔	09/00→; → 2G999999		03.0137-9286.2 669286	
			➔	3G0000001→		03.0137-9300.2 669300	
1.2 16V	55	09/00→03/08	➔	→ 2G999999		03.0137-9286.2 669286	
			➔	3G0000001→; → 07/07		03.0137-9300.2 669300	
<b> Bremstrommel</b>							
1.0 12V 1.2 16V Twinport	43 59	09/00→08/05 07/04→11/06	➔	→ 2G999999		24.0218-0039.1 480160	Ø 180,0 x 34,5 / 182 - RLG / - ABS Ring
			➔	4G000001→		24.0220-0045.1 480189	Ø 200,0 x 38 / 202 - RLG / - ABS Ring
1.0 12V	44	02/00→11/06	➔	09/00→; → 2G999999		24.0218-0039.1 480160	Ø 180,0 x 34,5 / 182 - RLG / - ABS Ring
			➔	4G000001→		24.0220-0045.1 480189	Ø 200,0 x 38 / 202 - RLG / - ABS Ring
1.2 16V	55	09/00→03/08	➔	→ 2G999999		24.0218-0039.1 480160	Ø 180,0 x 34,5 / 182 - RLG / - ABS Ring
			➔	4G000001→; → 07/07		24.0220-0045.1 480189	Ø 200,0 x 38 / 202 - RLG / - ABS Ring
<b> Bremsbackensatz</b>							
1.0 12V 1.2 16V Twinport	43 59	09/00→08/05 07/04→11/06	➔	→ 2G999999		03.0137-0399.2 650399	Ø 180 x 26 + HEB
			➔	3G0000001→		03.0520-1315.3 691315	Ø 180 x 26 Ø 15,87 + RZ / + Zub TopKit
			➔			03.0137-0465.2 650465	Ø 200 x 29 + HEB
			➔			03.0520-1415.3 691415	Ø 200 x 29 Ø 15,87 + RZ / + Zub TopKit
1.0 12V	44	02/00→11/06	➔	09/00→; → 2G999999		03.0137-0399.2 650399	Ø 180 x 26 + HEB
			➔			03.0520-1315.3 691315	Ø 180 x 26 Ø 15,87 + RZ / + Zub TopKit
			➔	3G0000001→		03.0137-0465.2 650465	Ø 200 x 29 + HEB
			➔			03.0520-1415.3 691415	Ø 200 x 29 Ø 15,87 + RZ / + Zub TopKit
1.2 16V	55	09/00→03/08	➔	→ 2G999999		03.0137-0399.2 650399	Ø 180 x 26 + HEB
			➔			03.0520-1315.3 691315	Ø 180 x 26 Ø 15,87 + RZ / + Zub TopKit
			➔	3G0000001→; → 07/07		03.0137-0465.2 650465	Ø 200 x 29 + HEB
			➔			03.0520-1415.3 691415	Ø 200 x 29 Ø 15,87 + RZ / + Zub TopKit
<b> Seilzug, Feststellbremse</b>							
1.0 12V 1.2 16V Twinport	43 59	09/00→08/05 07/04→11/06	➔	☐; 1G075422→ 2G999999; Trommelbremse		24.3727-0771.2 580771	L= 1.516 + Zub
			➔	☐; → 1G075421; Trommelbremse		24.3727-0771.2 580771	L= 1.516 + Zub
			➔	☐; 1G075422→ 2G999999; Trommelbremse		24.3727-0772.2 580772	L= 1.498
			➔	☐; → 1G075421; Trommelbremse		24.3727-0774.2 580774	L= 1.507 + Zub
			➔	☐; 3G000001→; Trommelbremse		24.3727-0777.2 580777	L= 1.536 + Zub
			➔	☐; 3G000001→; Trommelbremse		24.3727-0778.2 580778	L= 1.530 + Zub
1.0 12V	44	02/00→11/06	➔	☐; 09/00→; → 1G075421; Trommelbremse		24.3727-0771.2 580771	L= 1.516 + Zub
			➔	☐; 1G075422→ 2G999999; Trommelbremse		24.3727-0771.2 580771	L= 1.516 + Zub
			➔	☐; 1G075422→ 2G999999; Trommelbremse		24.3727-0772.2 580772	L= 1.498
			➔	☐; 09/00→; → 1G075421; Trommelbremse		24.3727-0774.2 580774	L= 1.507 + Zub
			➔	☐; 3G000001→; Trommelbremse		24.3727-0777.2 580777	L= 1.536 + Zub










	kW				!#		
<b>VAUXHALL - AGILA Mk I (A) (H00) 02/00→03/08</b>							
 <b>Seilzug, Feststellbremse</b>							
1.0 12V	44	02/00→11/06	➔	<input type="checkbox"/> ; 3G000001→; Trommelbremse		24.3727-0778.2 580778	L= 1.530 + Zub
1.2 16V	55	09/00→03/08	➔	<input type="checkbox"/> ; 1G075422→ 2G999999; Trommelbremse		24.3727-0771.2 580771	L= 1.516 + Zub
				<input type="checkbox"/> ; → 1G075421; Trommelbremse		24.3727-0771.2 580771	L= 1.516 + Zub
				<input type="checkbox"/> ; 1G075422→ 2G999999; Trommelbremse		24.3727-0772.2 580772	L= 1.498
				<input type="checkbox"/> ; → 1G075421; Trommelbremse		24.3727-0774.2 580774	L= 1.507 + Zub
				<input type="checkbox"/> ; 3G000001→; → 07/07; Trommelbremse		24.3727-0777.2 580777	L= 1.536 + Zub
				<input type="checkbox"/> ; 3G000001→; → 07/07; Trommelbremse		24.3727-0778.2 580778	L= 1.530 + Zub
<b>VAUXHALL - AGILA Mk II (B) (H08) 01/08→11/14</b>							
 <b>Radbremsszylinder</b>							
1.0 12V	48	01/08→11/14	➔			24.3219-1756.3 020511	BOS Ø 19,05 ALU
1.0 i	50	08/11→11/14					
1.2 i 16V	63	01/08→11/14					
1.2 i 16V	69	01/08→11/14					
1.3 CDTI	55	01/08→11/14					
<b>Zubehörsatz, Bremsbacken</b>							
1.0 12V	48	01/08→11/14	➔			03.0137-9287.2 669287	BOS
1.0 i	50	08/11→11/14					
1.2 i 16V	63	01/08→11/14					
1.2 i 16V	69	01/08→11/14					
1.3 CDTI	55	01/08→11/14					
 <b>Bremsbackensatz</b>							
1.0 12V	48	01/08→11/14	➔			03.0137-0466.2 650466	BOS Ø 200 x 32 + HEB
1.0 i	50	08/11→11/14				03.0520-6919.3 696919	BOS Ø 200 x 32 Ø 19,05 + RZ / + Zub TopKit
1.2 i 16V	63	01/08→11/14					
1.2 i 16V	69	01/08→11/14					
1.3 CDTI	55	01/08→11/14					
 <b>Seilzug, Feststellbremse</b>							
1.0 12V	48	01/08→11/14	➔	<input type="checkbox"/> ; Trommelbremse		24.3727-0792.2 580792	L= 1.600
1.0 i	50	08/11→11/14					
1.2 i 16V	63	01/08→11/14	➔	<input type="checkbox"/> ; Trommelbremse		24.3727-0793.2 580793	L= 1.600
1.2 i 16V	69	01/08→11/14					
1.3 CDTI	55	01/08→11/14					
<b>VAUXHALL - ANTARA (L07) 08/06→</b>							
 <b>Bremsbackensatz, Feststellbremse</b>							
2.0 CDTi	93	08/06→04/15	➔	09/08→		03.0137-3011.2 653011	Ø 188 x 26 - HEB
2.0 CDTI	110	08/06→04/15	➔			03.0137-3011.2 653011	Ø 188 x 26 - HEB
2.0 CDTI 4x4	110	08/06→04/15					
2.2 CDTI 4x4	120	12/10→					
2.2 CDTI 4x4	135	12/10→					
2.2 CDTI FWD	120	12/10→					
2.4	103	08/06→04/15					
2.4	123	12/10→04/15					
2.4 4x4	123	12/10→04/15					
2.0 CDTI 4x4	93	08/06→04/15	➔	03/07→		03.0137-3011.2 653011	Ø 188 x 26 - HEB
2.4	126	11/10→04/15	➔	12/10→		03.0137-3011.2 653011	Ø 188 x 26 - HEB
2.4 4x4	126	11/10→04/15					
3.0 4x4	188	11/10→04/15					
2.4 4x4	103	08/06→04/15	➔	01/07→		03.0137-3011.2 653011	Ø 188 x 26 - HEB
2.4 LPG 4x4	103	08/06→					
<b>VAUXHALL - ARENA Combi (A97) 01/97→08/01</b>							
 <b>Radbremsszylinder</b>							
1.9 D	44	03/98→08/01	➔	- ABS		24.3223-1106.3 020317	BDX Ø 23,81 GG
			➔	+ ABS		24.3225-1601.3 020359	TRW Ø 25,4 GG
2.5 D	55	03/98→08/01	➔			24.3225-1601.3 020359	TRW Ø 25,4 GG
<b>Zubehörsatz, Bremsbacken</b>							
1.9 D	44	03/98→08/01		→ 03/01; - ABS		03.0137-9211.2 669211	BDX
				+ ABS		03.0137-9216.2 669216	TRW
2.5 D	55	03/98→08/01				03.0137-9216.2 669216	TRW
↓							











	kw				!#		
<b>VAUXHALL - ARENA Combi (A97) 01/97→08/01</b>							
 <b>Bremstrommel</b>							
1.9 D	44	03/98→08/01	➡	+ ABS		24.0225-4015.2 480178	Ø 254,0 x 70 / 254,8 - RLG / - ABS Ring / mit Radbefestigungsbolzen
2.5 D	55	03/98→08/01	➡			24.0225-4015.2 480178	Ø 254,0 x 70 / 254,8 - RLG / - ABS Ring / mit Radbefestigungsbolzen
 <b>Bremsbackensatz</b>							
1.9 D	44	03/98→08/01	➡	→ 03/01; - ABS		03.0137-0153.2 650153	BDX Ø 255 x 46
			➡	+ ABS		03.0137-0330.2 650330	TRW Ø 254 x 57 + HEB
2.5 D	55	03/98→08/01	➡			03.0520-0825.3 690825	TRW Ø 254 x 57 Ø 25,4 + RZ / + Zub TopKit
			➡			03.0137-0330.2 650330	TRW Ø 254 x 57 + HEB
2.5 D	55	03/98→08/01	➡			03.0520-0825.3 690825	TRW Ø 254 x 57 Ø 25,4 + RZ / + Zub TopKit
			➡			03.0520-0825.3 690825	TRW Ø 254 x 57 Ø 25,4 + RZ / + Zub TopKit
<b>VAUXHALL - ARENA Van (A97) 01/97→08/01</b>							
 <b>Radbremszylinder</b>							
1.9 D	44	03/98→08/01	➡	- ABS		24.3223-1106.3 020317	BDX Ø 23,81 GG
			➡	+ ABS		24.3225-1601.3 020359	TRW Ø 25,4 GG
2.5 D	55	03/98→08/01	➡			24.3225-1601.3 020359	TRW Ø 25,4 GG
<b>Zubehörsatz, Bremsbacken</b>							
1.9 D	44	03/98→08/01	➡	→ 03/01; - ABS		03.0137-9211.2 669211	BDX
			➡	+ ABS		03.0137-9216.2 669216	TRW
2.5 D	55	03/98→08/01	➡			03.0137-9216.2 669216	TRW
 <b>Bremstrommel</b>							
1.9 D	44	03/98→08/01	➡	+ ABS		24.0225-4015.2 480178	Ø 254,0 x 70 / 254,8 - RLG / - ABS Ring / mit Radbefestigungsbolzen
2.5 D	55	03/98→08/01	➡			24.0225-4015.2 480178	Ø 254,0 x 70 / 254,8 - RLG / - ABS Ring / mit Radbefestigungsbolzen
 <b>Bremsbackensatz</b>							
1.9 D	44	03/98→08/01	➡	→ 03/01; - ABS		03.0137-0153.2 650153	BDX Ø 255 x 46
			➡	+ ABS		03.0137-0330.2 650330	TRW Ø 254 x 57 + HEB
2.5 D	55	03/98→08/01	➡			03.0520-0825.3 690825	TRW Ø 254 x 57 Ø 25,4 + RZ / + Zub TopKit
			➡			03.0137-0330.2 650330	TRW Ø 254 x 57 + HEB
2.5 D	55	03/98→08/01	➡			03.0520-0825.3 690825	TRW Ø 254 x 57 Ø 25,4 + RZ / + Zub TopKit
			➡			03.0520-0825.3 690825	TRW Ø 254 x 57 Ø 25,4 + RZ / + Zub TopKit
<b>VAUXHALL - ASTRA Mk III (F) Cabriolet (T92) 03/93→03/01</b>							
 <b>Radbremszylinder</b>							
1.4 i	60	05/93→03/01	➡	→ R2500000		03.3217-3512.3 020032	Lucas Ø 17,46 GG
1.4 i 16V	66	01/96→03/01	➡			24.3219-1715.3 020122	Ø 19,05 ALU
1.6 i	55	01/96→03/01	➡	R2500001→		24.3219-1767.3 020552	Ø 19,05 GG
1.8 16V	85	11/94→03/01	➡			24.3219-1767.3 020552	Ø 19,05 GG
1.6 i	52	03/93→08/96	➡	05/93→; → R2500000		03.3217-3512.3 020032	Lucas Ø 17,46 GG
			➡	→ R2500000		03.3217-3512.3 020032	Lucas Ø 17,46 GG
			➡	R2500001→; → 07/96		24.3219-1715.3 020122	Ø 19,05 ALU
			➡			24.3219-1767.3 020552	Ø 19,05 GG
			➡	R2500001→		24.3219-1715.3 020122	Ø 19,05 ALU
2.0 i 16V	100	01/94→02/98	➡	→ R2500000		03.3217-3512.3 020032	Lucas Ø 17,46 GG
			➡	R2500001→; → 10/94		24.3219-1715.3 020122	Ø 19,05 ALU
2.0 i 16V	100	01/94→02/98	➡			24.3219-1767.3 020552	Ø 19,05 GG
			➡			24.3219-1767.3 020552	Ø 19,05 GG
<b>Zubehörsatz, Bremsbacken</b>							
1.4 i	60	05/93→03/01	➡			03.0137-9167.2 669167	
1.4 i 16V	66	01/96→03/01	➡				
1.6 i	52	03/93→08/96	➡				
1.6 i	55	01/96→03/01	➡				
1.8 16V	85	11/94→03/01	➡				
↓							












	kw				!#		
<b>VAUXHALL - ASTRA Mk III (F) Cabriolet (T92) 03/93→03/01</b>							
<b>Zubehörsatz, Bremsbacken</b>							
2.0 i 16V	100	01/94→02/98	➡	→ 10/94		03.0137-9167.2 669167	
<b> Bremstrommel</b>							
1.4 i	60	05/93→03/01	➡			24.0220-0001.2 480013	Ø 200,0 x 53,5 / 201,3
1.4 i 16V	66	01/96→03/01					
1.6 i	52	03/93→08/96					
1.6 i	55	01/96→03/01					
1.8 16V	85	11/94→03/01					
2.0 i 16V	100	01/94→02/98	➡	→ 10/94		24.0220-0001.2 480013	Ø 200,0 x 53,5 / 201,3
<b> Bremsbackensatz</b>							
1.4 i	60	05/93→03/01	➡			03.0137-0267.2 650267	Ø 200 x 46 + HEB
1.4 i 16V	66	01/96→03/01					
1.6 i	52	03/93→08/96		R2500001→		03.0420-4019.3 684019	DEL Ø 200 x 46 Ø 19,05 + RZ / + Zub Kit
1.6 i	55	01/96→03/01				03.0520-4019.3 694019	DEL Ø 200 x 46 Ø 19,05 + RZ / + Zub TopKit
1.8 16V	85	11/94→03/01					
			➡	→ R2500000		03.0520-3717.3 693717	Ø 200 x 46 Ø 17,46 + RZ / + Zub TopKit
2.0 i 16V	100	01/94→02/98	➡	→ 10/94		03.0137-0267.2 650267	Ø 200 x 46 + HEB
			➡	R2500001→		03.0420-4019.3 684019	DEL Ø 200 x 46 Ø 19,05 + RZ / + Zub Kit
						03.0520-4019.3 694019	DEL Ø 200 x 46 Ø 19,05 + RZ / + Zub TopKit
			➡	→ R2500000		03.0520-3717.3 693717	Ø 200 x 46 Ø 17,46 + RZ / + Zub TopKit
<b> Bremsbackensatz, Feststellbremse</b>							
1.8	92	09/94→08/96	➡			03.0137-0172.2 650172	Ø 160 x 25
<b>Zubehörsatz, Feststellbremsbacken</b>							
1.8	92	09/94→08/96	➡			03.0137-9243.2 669243	
<b> Seilzug, Feststellbremse</b>							
1.8	92	09/94→08/96	➡	⬇; Trommelbremse	1	24.3727-0732.2 580732	L= 1.288 L2= 1.398 + Zub
			➡	⬇; Scheibenbremse	1	24.3727-0742.2 580742	L= 1.175 L2= 1.575 + Zub
<b>VAUXHALL - ASTRA Mk III (F) CC (T92) 09/91→02/98</b>							
<b> Radbremszylinder</b>							
1.4 i	44	09/91→02/98	➡	10/91→; → R2500000		03.3217-3512.3 020032	Lucas Ø 17,46 GG
1.4 S	55	09/91→02/98					
1.6 i	55	09/91→02/98	➡	R2500001→		24.3219-1715.3 020122	Ø 19,05 ALU
1.8 i	66	09/91→02/98				24.3219-1767.3 020552	Ø 19,05 GG
2.0 i	85	09/91→02/98					
1.4 i	60	03/92→02/98	➡	→ R2500000; nicht für Fahrzeuge mit verstärkter Bremsen		03.3217-3512.3 020032	Lucas Ø 17,46 GG
			➡	für Fahrzeuge mit verstärkter Bremsen		24.3219-1715.3 020122	Ø 19,05 ALU
						24.3219-1767.3 020552	Ø 19,05 GG
			➡	R2500001→; nicht für Fahrzeuge mit verstärkter Bremsen		24.3219-1715.3 020122	Ø 19,05 ALU
						24.3219-1767.3 020552	Ø 19,05 GG
1.6 i	52	02/93→12/96	➡	05/93→; → R2500000		03.3217-3512.3 020032	Lucas Ø 17,46 GG
			➡	→ R2500000		03.3217-3512.3 020032	Lucas Ø 17,46 GG
			➡	R2500001→; → 07/96		24.3219-1715.3 020122	Ø 19,05 ALU
						24.3219-1767.3 020552	Ø 19,05 GG
			➡	R2500001→		24.3219-1715.3 020122	Ø 19,05 ALU
						24.3219-1767.3 020552	Ø 19,05 GG
1.6 i	74	03/92→02/98	➡	→ R2500000		03.3217-3512.3 020032	Lucas Ø 17,46 GG
1.6 i 16V	74	01/94→02/98					
1.7 D	42	12/91→02/98	➡	R2500001→		24.3219-1715.3 020122	Ø 19,05 ALU
1.7 TD	60	12/91→02/98				24.3219-1767.3 020552	Ø 19,05 GG
1.8 i 16V	85	09/94→02/98	➡	11/94→		24.3219-1715.3 020122	Ø 19,05 ALU
						24.3219-1767.3 020552	Ø 19,05 GG
<b>Zubehörsatz, Bremsbacken</b>							
1.4 i	44	09/91→02/98	➡	10/91→; → SP999999		03.0137-9166.2 669166	
1.4 S	55	09/91→02/98	➡	T2500001→		03.0137-9167.2 669167	
↓							













	kW				! #		
<b>VAUXHALL - ASTRA Mk III (F) CC (T92) 09/91→02/98</b>							
<b>Zubehörsatz, Bremsbacken</b>							
1.4 i	60	03/92→02/98	➡	→ SP999999; Schaltgetriebe		03.0137-9166.2 669166	
1.6 i	52	02/93→12/96	➡	T2500001→; Schaltgetriebe		03.0137-9167.2 669167	
1.7 D	42	12/91→02/98	➡	Vollautomatik		03.0137-9167.2 669167	
1.6 i	55	09/91→02/98	➡	10/91→; → SP999999; Schaltgetriebe		03.0137-9166.2 669166	
			➡	T2500001→; Schaltgetriebe		03.0137-9167.2 669167	
			➡	10/91→; Vollautomatik		03.0137-9167.2 669167	
1.6 i	74	03/92→02/98	➡			03.0137-9167.2 669167	
1.6 i 16V	74	01/94→02/98					
1.7 TD	60	12/91→02/98					
1.8 i	66	09/91→02/98	➡	10/91→		03.0137-9167.2 669167	
2.0 i	85	09/91→02/98					
1.8 i 16V	85	09/94→02/98	➡	11/94→		03.0137-9167.2 669167	
<b> Bremstrommel</b>							
1.4 i	44	09/91→02/98	➡	10/91→		24.0220-0011.2 480016	Ø 200,0 x 37,4 / 201
1.4 S	55	09/91→02/98					
1.4 i	60	03/92→02/98	➡	Vollautomatik		24.0220-0001.2 480013	Ø 200,0 x 53,5 / 201,3
			➡	Schaltgetriebe; für Fahrzeuge mit verstärkter Bremse		24.0220-0001.2 480013	Ø 200,0 x 53,5 / 201,3
			➡	Schaltgetriebe; nicht für Fahrzeuge mit verstärkter Bremse		24.0220-0011.2 480016	Ø 200,0 x 37,4 / 201
1.6 i	52	02/93→12/96	➡	Vollautomatik		24.0220-0001.2 480013	Ø 200,0 x 53,5 / 201,3
			➡	Schaltgetriebe		24.0220-0011.2 480016	Ø 200,0 x 37,4 / 201
1.6 i	55	09/91→02/98	➡	10/91→; Vollautomatik		24.0220-0001.2 480013	Ø 200,0 x 53,5 / 201,3
			➡	10/91→; Schaltgetriebe		24.0220-0011.2 480016	Ø 200,0 x 37,4 / 201
1.6 i	74	03/92→02/98	➡			24.0220-0001.2 480013	Ø 200,0 x 53,5 / 201,3
1.6 i 16V	74	01/94→02/98					
1.7 TD	60	12/91→02/98					
1.7 D	42	12/91→02/98	➡	für Fahrzeuge mit verstärkter Bremse		24.0220-0001.2 480013	Ø 200,0 x 53,5 / 201,3
			➡	nicht für Fahrzeuge mit verstärkter Bremse		24.0220-0011.2 480016	Ø 200,0 x 37,4 / 201
1.8 i	66	09/91→02/98	➡	10/91→		24.0220-0001.2 480013	Ø 200,0 x 53,5 / 201,3
2.0 i	85	09/91→02/98					
1.8 i 16V	85	09/94→02/98	➡	11/94→		24.0220-0001.2 480013	Ø 200,0 x 53,5 / 201,3
<b> Bremsbackensatz</b>							
1.4 i	44	09/91→02/98	➡	10/91→; → SP999999		03.0137-0266.2 650266	Ø 200 x 29 + HEB
1.4 S	55	09/91→02/98	➡	T2500001→		03.0137-0267.2 650267	Ø 200 x 46 + HEB
						03.0420-4019.3 684019	DEL Ø 200 x 46 Ø 19,05 + RZ / + Zub Kit
						03.0520-4019.3 694019	DEL Ø 200 x 46 Ø 19,05 + RZ / + Zub TopKit
			➡	R2500001→ SP999999		03.0420-1019.3 681019	TRW Ø 200 x 29 Ø 19,05 + RZ / + Zub Kit
						03.0520-1019.3 691019	TRW Ø 200 x 29 Ø 19,05 + RZ / + Zub TopKit
			➡	10/91→; → R2500000		03.0520-1917.3 691917	TRW Ø 200 x 29 Ø 17,46 + RZ / + Zub TopKit
1.4 i	60	03/92→02/98	➡	→ SP999999; Schaltgetriebe		03.0137-0266.2 650266	Ø 200 x 29 + HEB
1.6 i	52	02/93→12/96	➡	T2500001→; Schaltgetriebe		03.0137-0267.2 650267	Ø 200 x 46 + HEB
1.7 D	42	12/91→02/98	➡			03.0420-4019.3 684019	DEL Ø 200 x 46 Ø 19,05 + RZ / + Zub Kit
						03.0520-4019.3 694019	DEL Ø 200 x 46 Ø 19,05 + RZ / + Zub TopKit
			➡	Vollautomatik		03.0137-0267.2 650267	Ø 200 x 46 + HEB
						03.0420-4019.3 684019	DEL Ø 200 x 46 Ø 19,05 + RZ / + Zub Kit
						03.0520-4019.3 694019	DEL Ø 200 x 46 Ø 19,05 + RZ / + Zub TopKit
			➡	R2500001→ SP999999; Schaltgetriebe		03.0420-1019.3 681019	TRW Ø 200 x 29 Ø 19,05 + RZ / + Zub Kit
						03.0520-1019.3 691019	TRW Ø 200 x 29 Ø 19,05 + RZ / + Zub TopKit
			➡	→ R2500000; Schaltgetriebe		03.0520-1917.3 691917	TRW Ø 200 x 29 Ø 17,46 + RZ / + Zub TopKit
↓							







	kw				!#			
<b>VAUXHALL - ASTRA Mk III (F) CC (T92) 09/91→02/98</b>								
<b> Bremsbackensatz</b>								
1.6 i	55	09/91→02/98	➔	10/91→; → SP999999; Schaltgetriebe	03.0137-0266.2	650266	Ø 200 x 29 + HEB	
			➔	T2500001→; Schaltgetriebe	03.0137-0267.2	650267	Ø 200 x 46 + HEB	
					03.0420-4019.3	684019	DEL Ø 200 x 46 Ø 19,05 + RZ / + Zub Kit	
					03.0520-4019.3	694019	DEL Ø 200 x 46 Ø 19,05 + RZ / + Zub TopKit	
			➔	10/91→; Vollautomatik	03.0137-0267.2	650267	Ø 200 x 46 + HEB	
					03.0420-4019.3	684019	DEL Ø 200 x 46 Ø 19,05 + RZ / + Zub Kit	
		03.0520-4019.3	694019	DEL Ø 200 x 46 Ø 19,05 + RZ / + Zub TopKit				
		➔	R2500001→ SP999999; Schaltgetriebe	03.0420-1019.3	681019	TRW Ø 200 x 29 Ø 19,05 + RZ / + Zub Kit		
				03.0520-1019.3	691019	TRW Ø 200 x 29 Ø 19,05 + RZ / + Zub TopKit		
		➔	10/91→; → R2500000; Schaltgetriebe	03.0520-1917.3	691917	TRW Ø 200 x 29 Ø 17,46 + RZ / + Zub TopKit		
1.6 i 1.6 i 16V	74 74	03/92→02/98 01/94→02/98	➔		03.0137-0267.2	650267	Ø 200 x 46 + HEB	
					03.0420-4019.3	684019	DEL Ø 200 x 46 Ø 19,05 + RZ / + Zub Kit	
					03.0520-4019.3	694019	DEL Ø 200 x 46 Ø 19,05 + RZ / + Zub TopKit	
1.7 TD	60	12/91→02/98	➔		03.0137-0267.2	650267	Ø 200 x 46 + HEB	
			➔	R2500001→	03.0420-4019.3	684019	DEL Ø 200 x 46 Ø 19,05 + RZ / + Zub Kit	
					03.0520-4019.3	694019	DEL Ø 200 x 46 Ø 19,05 + RZ / + Zub TopKit	
			➔	→ R2500000	03.0520-3717.3	693717	Ø 200 x 46 Ø 17,46 + RZ / + Zub TopKit	
1.8 i 2.0 i	66 85	09/91→02/98 09/91→02/98	➔	10/91→	03.0137-0267.2	650267	Ø 200 x 46 + HEB	
			➔	R2500001→	03.0420-4019.3	684019	DEL Ø 200 x 46 Ø 19,05 + RZ / + Zub Kit	
					03.0520-4019.3	694019	DEL Ø 200 x 46 Ø 19,05 + RZ / + Zub TopKit	
			➔	10/91→; → R2500000	03.0520-3717.3	693717	Ø 200 x 46 Ø 17,46 + RZ / + Zub TopKit	
1.8 i 16V	85	09/94→02/98	➔	11/94→	03.0137-0267.2	650267	Ø 200 x 46 + HEB	
					03.0420-4019.3	684019	DEL Ø 200 x 46 Ø 19,05 + RZ / + Zub Kit	
					03.0520-4019.3	694019	DEL Ø 200 x 46 Ø 19,05 + RZ / + Zub TopKit	
<b> Bremsbackensatz, Feststellbremse</b>								
1.8 i 16V	92	09/94→02/98	➔		03.0137-0172.2	650172	Ø 160 x 25	
2.0 i 16V	110	09/91→02/98	➔	10/91→	03.0137-0172.2	650172	Ø 160 x 25	
<b>Zubehörsatz, Feststellbremsbacken</b>								
1.8 i 16V	92	09/94→02/98	➔		03.0137-9243.2	669243		
2.0 i 16V	110	09/91→02/98	➔	10/91→	03.0137-9243.2	669243		
<b> Seilzug, Feststellbremse</b>								
1.4 i 1.4 S 1.6 i 1.8 i 2.0 i	44 55 55 66 85	09/91→02/98 09/91→02/98 09/91→02/98 09/91→02/98 09/91→02/98	➔	⬇; 10/91→; Trommelbremse	1	24.3727-0735.2	580735	L= 1.273 L2= 1.690 + Zub
1.4 i 1.4 i 16V 1.6 i 1.6 i 1.6 i 16V 1.7 D 1.7 TD 1.8 i 16V	60 66 52 74 74 42 60 85	03/92→02/98 02/96→02/98 02/93→12/96 03/92→02/98 01/94→02/98 12/91→02/98 12/91→02/98 09/94→02/98	➔	⬇; Trommelbremse	1	24.3727-0735.2	580735	L= 1.273 L2= 1.690 + Zub
1.8 i 16V	92	09/94→02/98	➔	⬇; Trommelbremse	1	24.3727-0732.2	580732	L= 1.288 L2= 1.398 + Zub
					24.3727-0735.2	580735	L= 1.273 L2= 1.690 + Zub	
			➔	⬇; Scheibenbremse	1	24.3727-0742.2	580742	L= 1.175 L2= 1.575 + Zub
2.0 i 16V ↓	110	09/91→02/98	➔	⬇; 10/91→; Trommelbremse	1	24.3727-0732.2	580732	L= 1.288 L2= 1.398 + Zub

	kw				!#		
<b>VAUXHALL - ASTRA Mk III (F) CC (T92) 09/91→02/98</b>							
 <b>Seilzug, Feststellbremse</b>							
2.0 i 16V	110	09/91→02/98	➔	↓; 10/91→; Scheibenbremse	1	24.3727-0742.2 580742	L= 1.175 L2= 1.575 + Zub
<b>VAUXHALL - ASTRA Mk III (F) Kombi (T92) 03/91→12/98</b>							
 <b>Radbremsszylinder</b>							
1.4 i	44	09/91→02/98	➔	10/91→		24.3219-1715.3 020122	Ø 19,05 ALU
1.4 i	60	03/91→02/98				24.3219-1767.3 020552	Ø 19,05 GG
1.8 i	66	09/91→02/98					
2.0 i	85	09/91→02/98					
1.4 i 16V	66	02/96→01/98	➔			24.3219-1715.3 020122	Ø 19,05 ALU
1.7 D	42	12/91→02/98				24.3219-1767.3 020552	Ø 19,05 GG
1.7 TD	50	01/94→02/98					
1.7 TD	60	12/91→02/98					
1.8 i 16V	85	09/94→02/98					
1.8 i 16V	92	09/94→02/98					
1.6 i	52	07/94→02/98	➔	→ R2500000		03.3217-3512.3 020032	Lucas Ø 17,46 GG
			➔			24.3219-1715.3 020122	Ø 19,05 ALU
						24.3219-1767.3 020552	Ø 19,05 GG
			➔	R2500001→; → 07/96		24.3219-1715.3 020122	Ø 19,05 ALU
						24.3219-1767.3 020552	Ø 19,05 GG
1.6 i	55	09/91→12/98	➔	10/91→ 09/98		24.3219-1715.3 020122	Ø 19,05 ALU
						24.3219-1767.3 020552	Ø 19,05 GG
<b>Zubehörsatz, Bremsbacken</b>							
1.4 i	44	09/91→02/98	➔	10/91→; → SP999999		03.0137-9167.2 669167	
1.4 i	60	03/91→02/98					
1.8 i	66	09/91→02/98	➔	T2500001→		03.0137-9215.2 669215	
2.0 i	85	09/91→02/98					
1.4 i 16V	66	02/96→01/98	➔	→ SP999999		03.0137-9167.2 669167	
1.6 i	52	07/94→02/98					
1.7 D	42	12/91→02/98	➔	T2500001→		03.0137-9215.2 669215	
1.7 TD	50	01/94→02/98					
1.7 TD	60	12/91→02/98					
1.8 i 16V	85	09/94→02/98					
1.8 i 16V	92	09/94→02/98					
1.6 i	55	09/91→12/98	➔	10/91→; → SP999999		03.0137-9167.2 669167	
			➔	T2500001→; → 09/98		03.0137-9215.2 669215	
 <b>Bremstrommel</b>							
1.4 i	44	09/91→02/98	➔	10/91→; → ST999999		24.0220-0001.2 480013	Ø 200,0 x 53,5 / 201,3
1.4 i	60	03/91→02/98					
1.8 i	66	09/91→02/98	➔	T2500001→		24.0223-0013.2 480061	Ø 230,0 x 50 / 231
2.0 i	85	09/91→02/98					
1.4 i 16V	66	02/96→01/98	➔	→ ST999999		24.0220-0001.2 480013	Ø 200,0 x 53,5 / 201,3
1.6 i	52	07/94→02/98					
1.7 D	42	12/91→02/98	➔	T2500001→		24.0223-0013.2 480061	Ø 230,0 x 50 / 231
1.7 TD	50	01/94→02/98					
1.7 TD	60	12/91→02/98					
1.8 i 16V	85	09/94→02/98					
1.8 i 16V	92	09/94→02/98					
1.6 i	55	09/91→12/98	➔	10/91→; → ST999999		24.0220-0001.2 480013	Ø 200,0 x 53,5 / 201,3
			➔	T2500001→; → 09/98		24.0223-0013.2 480061	Ø 230,0 x 50 / 231
 <b>Bremsbackensatz</b>							
1.4 i	44	09/91→02/98	➔	10/91→; → SP999999		03.0137-0267.2 650267	Ø 200 x 46 + HEB
1.4 i	60	03/91→02/98				03.0420-4019.3 684019	DEL Ø 200 x 46 Ø 19,05 + RZ / + Zub Kit
1.8 i	66	09/91→02/98					
2.0 i	85	09/91→02/98				03.0520-4019.3 694019	DEL Ø 200 x 46 Ø 19,05 + RZ / + Zub TopKit
			➔	T2500001→		03.0137-0322.2 650322	Ø 230 x 42
						03.0520-5719.3 695719	TRW Ø 230 x 42 Ø 19,05 + RZ / + Zub TopKit
1.4 i 16V	66	02/96→01/98	➔	→ SP999999		03.0137-0267.2 650267	Ø 200 x 46 + HEB
1.6 i	52	07/94→02/98				03.0420-4019.3 684019	DEL Ø 200 x 46 Ø 19,05 + RZ / + Zub Kit
1.7 D	42	12/91→02/98					
1.7 TD	50	01/94→02/98					
1.7 TD	60	12/91→02/98				03.0520-4019.3 694019	DEL Ø 200 x 46 Ø 19,05 + RZ / + Zub TopKit
1.8 i 16V	85	09/94→02/98					
1.8 i 16V	92	09/94→02/98	➔	T2500001→		03.0137-0322.2 650322	Ø 230 x 42
						03.0520-5719.3 695719	TRW Ø 230 x 42 Ø 19,05 + RZ / + Zub TopKit
1.6 i	55	09/91→12/98	➔	10/91→; → SP999999		03.0137-0267.2 650267	Ø 200 x 46 + HEB
↓							













	kw				!#		
<b>VAUXHALL - ASTRA Mk III (F) Kombi (T92) 03/91→12/98</b>							
 <b>Bremsbackensatz</b>							
1.6 i	55	09/91→12/98	➡	10/91→; → SP999999		<b>03.0420-4019.3 684019</b>	DEL Ø 200 x 46 Ø 19,05 + RZ / + Zub Kit
						<b>03.0520-4019.3 694019</b>	DEL Ø 200 x 46 Ø 19,05 + RZ / + Zub TopKit
			➡	T2500001→; → 09/98		<b>03.0137-0322.2 650322</b>	Ø 230 x 42
						<b>03.0520-5719.3 695719</b>	TRW Ø 230 x 42 Ø 19,05 + RZ / + Zub TopKit
 <b>Seilzug, Feststellbremse</b>							
1.4 i	44	09/91→02/98	➡	↓; 10/91→; Trommelbremse	1	<b>24.3727-0732.2 580732</b>	L= 1.288 L2= 1.398 + Zub
1.4 i	60	03/91→02/98					
1.8 i	66	09/91→02/98					
1.4 i 16V	66	02/96→01/98	➡	↓; Trommelbremse	1	<b>24.3727-0732.2 580732</b>	L= 1.288 L2= 1.398 + Zub
1.6 i	52	07/94→02/98					
1.7 D	42	12/91→02/98					
1.7 TD	50	01/94→02/98					
1.7 TD	60	12/91→02/98					
1.8 i 16V	85	09/94→02/98					
1.8 i 16V	92	09/94→02/98					
1.6 i	55	09/91→12/98	➡	↓; 10/91→ 09/98; Trommelbremse	1	<b>24.3727-0732.2 580732</b>	L= 1.288 L2= 1.398 + Zub
2.0 i	85	09/91→02/98	➡	↓; 10/91→; → R8999999; Trommelbremse	1	<b>24.3727-0732.2 580732</b>	L= 1.288 L2= 1.398 + Zub
<b>VAUXHALL - ASTRA Mk III (F) Stufenheck (T92) 09/91→09/98</b>							
 <b>Radbremszylinder</b>							
1.6 i	52	08/94→07/96	➡	→ R2500000		<b>03.3217-3512.3 020032</b>	Lucas Ø 17,46 GG
1.6 i	55	03/92→09/98					
1.6 i 16V	74	08/94→09/98	➡	R2500001→		<b>24.3219-1715.3 020122</b>	Ø 19,05 ALU
1.7 D	44	07/92→09/98				<b>24.3219-1767.3 020552</b>	Ø 19,05 GG
1.7 TD	50	08/94→09/98					
1.7 TD	60	12/91→09/98					
1.8 i	66	03/92→09/98					
2.0 i	85	03/92→09/98					
1.8 i 16V	82	09/95→02/98	➡			<b>24.3219-1715.3 020122</b>	Ø 19,05 ALU
						<b>24.3219-1767.3 020552</b>	Ø 19,05 GG
1.8 i 16V	85	01/94→12/96	➡	11/94→		<b>24.3219-1715.3 020122</b>	Ø 19,05 ALU
						<b>24.3219-1767.3 020552</b>	Ø 19,05 GG
<b>Zubehörsatz, Bremsbacken</b>							
1.6 i	52	08/94→07/96	➡	→ SP999999; Schaltgetriebe		<b>03.0137-9166.2 669166</b>	
1.6 i	55	03/92→09/98					
1.7 D	44	07/92→09/98	➡	T2500001→; Schaltgetriebe		<b>03.0137-9167.2 669167</b>	
			➡	Vollautomatik		<b>03.0137-9167.2 669167</b>	
1.6 i 16V	74	08/94→09/98	➡			<b>03.0137-9167.2 669167</b>	
1.7 TD	50	08/94→09/98					
1.7 TD	60	12/91→09/98					
1.8 i	66	03/92→09/98					
1.8 i 16V	82	09/95→02/98					
2.0 i	85	03/92→09/98					
1.8 i 16V	85	01/94→12/96	➡	11/94→		<b>03.0137-9167.2 669167</b>	
 <b>Bremstrommel</b>							
1.6 i	52	08/94→07/96	➡	Vollautomatik		<b>24.0220-0001.2 480013</b>	Ø 200,0 x 53,5 / 201,3
1.6 i	55	03/92→09/98	➡	Schaltgetriebe		<b>24.0220-0011.2 480016</b>	Ø 200,0 x 37,4 / 201
1.6 i 16V	74	08/94→09/98	➡			<b>24.0220-0001.2 480013</b>	Ø 200,0 x 53,5 / 201,3
1.7 TD	50	08/94→09/98					
1.7 TD	60	12/91→09/98					
1.8 i	66	03/92→09/98					
1.8 i 16V	82	09/95→02/98					
2.0 i	85	03/92→09/98					
1.7 D	44	07/92→09/98	➡	für Fahrzeuge mit verstärkter Bremse		<b>24.0220-0001.2 480013</b>	Ø 200,0 x 53,5 / 201,3
			➡	nicht für Fahrzeuge mit verstärkter Bremse		<b>24.0220-0011.2 480016</b>	Ø 200,0 x 37,4 / 201
1.8 i 16V	85	01/94→12/96	➡	11/94→		<b>24.0220-0001.2 480013</b>	Ø 200,0 x 53,5 / 201,3
 <b>Bremsbackensatz</b>							
1.6 i	52	08/94→07/96	➡	→ SP999999; Schaltgetriebe		<b>03.0137-0266.2 650266</b>	Ø 200 x 29 + HEB
1.6 i	55	03/92→09/98					
1.7 D	44	07/92→09/98	➡	T2500001→; Schaltgetriebe		<b>03.0137-0267.2 650267</b>	Ø 200 x 46 + HEB
						<b>03.0420-4019.3 684019</b>	DEL Ø 200 x 46 Ø 19,05 + RZ / + Zub Kit
↓							











	kw				!#		
<b>VAUXHALL - ASTRA Mk III (F) Stufenheck (T92) 09/91→09/98</b>							
<b> Bremsbackensatz</b>							
1.6 i 1.6 i 1.7 D	52 55 44	08/94→07/96 03/92→09/98 07/92→09/98	➡	T2500001→; Schaltgetriebe		<b>03.0520-4019.3 694019</b>	DEL Ø 200 x 46 Ø 19,05 + RZ / + Zub TopKit
			➡	Vollautomatik		<b>03.0137-0267.2 650267</b> <b>03.0420-4019.3 684019</b> <b>03.0520-4019.3 694019</b>	Ø 200 x 46 + HEB DEL Ø 200 x 46 Ø 19,05 + RZ / + Zub Kit DEL Ø 200 x 46 Ø 19,05 + RZ / + Zub TopKit
			➡	R2500001→ SP999999; Schaltgetriebe		<b>03.0420-1019.3 681019</b> <b>03.0520-1019.3 691019</b>	TRW Ø 200 x 29 Ø 19,05 + RZ / + Zub Kit TRW Ø 200 x 29 Ø 19,05 + RZ / + Zub TopKit
			➡	→ R2500000; Schaltgetriebe		<b>03.0520-1917.3 691917</b>	TRW Ø 200 x 29 Ø 17,46 + RZ / + Zub TopKit
1.6 i 16V 1.8 i 16V	74 82	08/94→09/98 09/95→02/98	➡			<b>03.0137-0267.2 650267</b> <b>03.0420-4019.3 684019</b> <b>03.0520-4019.3 694019</b>	Ø 200 x 46 + HEB DEL Ø 200 x 46 Ø 19,05 + RZ / + Zub Kit DEL Ø 200 x 46 Ø 19,05 + RZ / + Zub TopKit
1.7 TD 1.7 TD 1.8 i 2.0 i	50 60 66 85	08/94→09/98 12/91→09/98 03/92→09/98 03/92→09/98	➡	R2500001→		<b>03.0137-0267.2 650267</b> <b>03.0420-4019.3 684019</b> <b>03.0520-4019.3 694019</b>	Ø 200 x 46 + HEB DEL Ø 200 x 46 Ø 19,05 + RZ / + Zub Kit DEL Ø 200 x 46 Ø 19,05 + RZ / + Zub TopKit
			➡	→ R2500000		<b>03.0520-3717.3 693717</b>	Ø 200 x 46 Ø 17,46 + RZ / + Zub TopKit
1.8 i 16V	85	01/94→12/96	➡	11/94→		<b>03.0137-0267.2 650267</b> <b>03.0420-4019.3 684019</b> <b>03.0520-4019.3 694019</b>	Ø 200 x 46 + HEB DEL Ø 200 x 46 Ø 19,05 + RZ / + Zub Kit DEL Ø 200 x 46 Ø 19,05 + RZ / + Zub TopKit
<b> Bremsbackensatz, Feststellbremse</b>							
1.8 i 16V 1.8 i 16V 2.0 i 16V	82 85 100	09/95→02/98 01/94→12/96 02/95→09/98	➡			<b>03.0137-0172.2 650172</b>	Ø 160 x 25
<b>Zubehörsatz, Feststellbremsbacken</b>							
1.8 i 16V 1.8 i 16V 2.0 i 16V	82 85 100	09/95→02/98 01/94→12/96 02/95→09/98	➡			<b>03.0137-9243.2 669243</b>	
<b> Seilzug, Feststellbremse</b>							
1.4 i 1.4 i 1.4 i 16V 1.6 i 1.6 i 1.6 i 16V 1.7 D 1.7 TD 1.7 TD 1.8 i 2.0 i	44 60 66 52 55 74 44 50 60 66 85	04/92→09/98 04/92→09/98 02/96→09/98 08/94→07/96 03/92→09/98 08/94→09/98 07/92→09/98 08/94→09/98 12/91→09/98 03/92→09/98 03/92→09/98	➡	⬇; Trommelbremse	1	<b>24.3727-0735.2 580735</b>	L= 1.273 L2= 1.690 + Zub
1.8 i 16V 1.8 i 16V 2.0 i 16V	82 85 100	09/95→02/98 01/94→12/96 02/95→09/98	➡	⬇; Trommelbremse	1	<b>24.3727-0732.2 580732</b>	L= 1.288 L2= 1.398 + Zub
			➡	⬇; Scheibenbremse	1	<b>24.3727-0742.2 580742</b>	L= 1.175 L2= 1.575 + Zub
<b>VAUXHALL - ASTRA Mk IV (G) Cabriolet (T98) 03/01→10/05</b>							
<b> Seilzug, Feststellbremse</b>							
2.0 2.0 Turbo 2.2 16V	147 141 108	09/02→10/05 03/02→10/05 03/01→10/05	⬅	⬆; 42000001→; Scheibenbremse	1	<b>24.3727-0748.2 580748</b>	L= 279 + Zub
			⬅	⬆; → 22006460; Scheibenbremse	1	<b>24.3727-0748.2 580748</b>	L= 279 + Zub
			⬅	⬆; 22006461→ 38999999; Scheibenbremse	1	<b>24.3727-0748.2 580748</b>	L= 279 + Zub
			➡	⬇; → 22006460; Scheibenbremse	1	<b>24.3727-0752.2 580752</b>	L= 1.593 L2= 1.593 + Zub
			➡	⬇; 22006461→ 38999999; Scheibenbremse	1	<b>24.3727-0753.2 580753</b>	L= 1.592 L2= 1.592 + Zub
			➡	⬇; 42000001→; Scheibenbremse	1	<b>24.3727-0783.2 580783</b>	L= 1.587 L2= 1.587 + Zub




















	kw				!#		
<b>VAUXHALL - ASTRA Mk IV (G) CC (T98) 02/98→05/05</b>							
<b>Radbremszylinder</b>							
1.2 16V (F08, F48)	55	09/00→05/05	➔			24.3219-1715.3 020122	Ø 19,05 ALU
1.6 (F08, F48)	62	09/00→05/05					
1.6 Dualfuel (F08, F48)	63	09/02→05/05					
1.6 Dualfuel (F08)	62	07/00→05/05					
1.7 DTI 16V (F08, F48)	55	02/00→05/05					
1.4 16V (F08, F48)	66	02/98→05/05	➔	04/98→		24.3219-1715.3 020122	Ø 19,05 ALU
1.6 (F08, F48)	55	02/98→09/00					
1.6 16V (F08, F48)	74	02/98→05/05					
1.7 TD (F08, F48)	50	02/98→08/00					
<b>Zubehörsatz, Bremsbacken</b>							
1.2 16V (F08, F48)	55	09/00→05/05	➔			03.0137-9167.2 669167	
1.4 16V (F08, F48)	66	02/98→05/05	➔	22000001→		03.0137-9215.2 669215	
1.6 (F08, F48)	55	02/98→09/00					
1.6 16V (F08, F48)	74	02/98→05/05	➔	04/98→; → 18999999		03.0137-9215.2 669215	
1.6 (F08, F48)	62	09/00→05/05	➔	→ 18999999		03.0137-9215.2 669215	
1.6 Dualfuel (F08, F48)	63	09/02→05/05					
1.6 Dualfuel (F08)	62	07/00→05/05	➔	22000001→		03.0137-9215.2 669215	
1.7 DTI 16V (F08, F48)	55	02/00→05/05					
1.7 TD (F08, F48)	50	02/98→08/00	➔	04/98→		03.0137-9215.2 669215	
<b>Bremstrommel</b>							
1.2 16V (F08, F48)	55	09/00→05/05	➔			24.0220-0001.2 480013	Ø 200,0 x 53,5 / 201,3
1.4 16V (F08, F48)	66	02/98→05/05	➔	04/98→		24.0223-0013.2 480061	Ø 230,0 x 50 / 231
1.6 (F08, F48)	55	02/98→09/00					
1.6 16V (F08, F48)	74	02/98→05/05					
1.7 TD (F08, F48)	50	02/98→08/00					
1.6 (F08, F48)	62	09/00→05/05	➔			24.0223-0013.2 480061	Ø 230,0 x 50 / 231
1.6 Dualfuel (F08, F48)	63	09/02→05/05					
1.6 Dualfuel (F08)	62	07/00→05/05					
1.7 DTI 16V (F08, F48)	55	02/00→05/05					
<b>Bremsbackensatz</b>							
1.2 16V (F08, F48)	55	09/00→05/05	➔			03.0137-0267.2 650267	Ø 200 x 46 + HEB
1.4 16V (F08, F48)	66	02/98→05/05	➔	04/98→; → 18999999		03.0137-0322.2 650322	Ø 230 x 42
1.6 (F08, F48)	55	02/98→09/00				03.0520-5719.3 695719	TRW Ø 230 x 42 Ø 19,05 + RZ / + Zub TopKit
1.6 16V (F08, F48)	74	02/98→05/05					
			➔	22000001→		03.0137-0424.2 650424	Ø 230 x 42 + HEB
						03.0520-6019.3 696019	Ø 230 x 42 Ø 19,05 + RZ / + Zub TopKit
1.6 (F08, F48)	62	09/00→05/05	➔	→ 18999999		03.0137-0322.2 650322	Ø 230 x 42
1.6 Dualfuel (F08, F48)	63	09/02→05/05				03.0520-5719.3 695719	TRW Ø 230 x 42 Ø 19,05 + RZ / + Zub TopKit
1.6 Dualfuel (F08)	62	07/00→05/05					
1.7 DTI 16V (F08, F48)	55	02/00→05/05					
			➔	22000001→		03.0137-0424.2 650424	Ø 230 x 42 + HEB
						03.0520-6019.3 696019	Ø 230 x 42 Ø 19,05 + RZ / + Zub TopKit
1.7 TD (F08, F48)	50	02/98→08/00	➔	04/98→		03.0137-0322.2 650322	Ø 230 x 42
						03.0520-5719.3 695719	TRW Ø 230 x 42 Ø 19,05 + RZ / + Zub TopKit
<b>Seilzug, Feststellbremse</b>							
1.2 16V (F08, F48)	55	09/00→05/05	←	⬆; Trommelbremse	1	24.3727-0748.2 580748	L= 279 + Zub
1.6 (F08, F48)	62	09/00→05/05	←	⬆; 42000001→; Scheibenbremse	1	24.3727-0748.2 580748	L= 279 + Zub
1.6 Dualfuel (F08, F48)	63	09/02→05/05	←	⬆; → 22006460; Scheibenbremse	1	24.3727-0748.2 580748	L= 279 + Zub
1.6 Dualfuel (F08)	62	07/00→05/05	←	⬆; → 22006460; Scheibenbremse	1	24.3727-0748.2 580748	L= 279 + Zub
1.7 DTI 16V (F08, F48)	55	02/00→05/05	←	⬆; 22006461→ 38999999; Scheibenbremse	1	24.3727-0748.2 580748	L= 279 + Zub
			➔	⬇; Trommelbremse	2	24.3727-0746.2 580746	L= 182 + Zub
			➔	⬇; Trommelbremse	1	24.3727-0747.2 580747	L= 1.252 L2= 1.252 + Zub
			➔	⬇; → 22006460; Scheibenbremse	1	24.3727-0752.2 580752	L= 1.593 L2= 1.593 + Zub
			➔	⬇; 22006461→ 38999999; Scheibenbremse	1	24.3727-0753.2 580753	L= 1.592 L2= 1.592 + Zub
			➔	⬇; 42000001→; Scheibenbremse	1	24.3727-0783.2 580783	L= 1.587 L2= 1.587 + Zub
1.4 16V (F08, F48)	66	02/98→05/05	←	⬆; 04/98→; → 22006460; Scheibenbremse	1	24.3727-0748.2 580748	L= 279 + Zub
1.6 (F08, F48)	55	02/98→09/00					
1.6 16V (F08, F48)	74	02/98→05/05	←	⬆; 04/98→; Trommelbremse	1	24.3727-0748.2 580748	L= 279 + Zub
			←	⬆; 22006461→ 38999999; Scheibenbremse	1	24.3727-0748.2 580748	L= 279 + Zub
			←	⬆; 42000001→; Scheibenbremse	1	24.3727-0748.2 580748	L= 279 + Zub



	kw					!#		
<b>VAUXHALL - ASTRA Mk IV (G) CC (T98) 02/98→05/05</b>								
 <b>Seilzug, Feststellbremse</b>								
1.4 16V (F08, F48) 1.6 (F08, F48) 1.6 16V (F08, F48)	66 55 74	02/98→05/05 02/98→09/00 02/98→05/05	➡ ➡ ➡	⬇; 04/98→; Trommelbremse ⬇; 04/98→; Trommelbremse ⬇; 04/98→; → 22006460; Scheibenbremse ⬇; 22006461→ 38999999; Scheibenbremse ⬇; 42000001→; Scheibenbremse	2 1 1 1 1	24.3727-0746.2 24.3727-0747.2 24.3727-0752.2 24.3727-0753.2 24.3727-0783.2	580746 580747 580752 580753 580783	L= 182 + Zub L= 1.252 L2= 1.252 + Zub L= 1.593 L2= 1.593 + Zub L= 1.592 L2= 1.592 + Zub L= 1.587 L2= 1.587 + Zub
1.7 CDTI 16V (F08, F48)	59	04/03→05/05	⬅ ⬅ ➡ ➡	⬆; 42000001→; Scheibenbremse ⬆; → 38999999; Scheibenbremse ⬇; → 38999999; Scheibenbremse ⬇; 42000001→; Scheibenbremse	1 1 1 1	24.3727-0748.2 24.3727-0748.2 24.3727-0753.2 24.3727-0783.2	580748 580748 580753 580783	L= 279 + Zub L= 279 + Zub L= 1.592 L2= 1.592 + Zub L= 1.587 L2= 1.587 + Zub
1.7 TD (F08, F48)	50	02/98→08/00	⬅ ⬅ ➡ ➡ ➡	⬆; 04/98→; Trommelbremse ⬆; 04/98→; Scheibenbremse ⬇; 04/98→; Trommelbremse ⬇; 04/98→; Trommelbremse ⬇; 04/98→; Scheibenbremse	1 1 2 1 1	24.3727-0748.2 24.3727-0748.2 24.3727-0746.2 24.3727-0747.2 24.3727-0752.2	580748 580748 580746 580747 580752	L= 279 + Zub L= 279 + Zub L= 182 + Zub L= 1.252 L2= 1.252 + Zub L= 1.593 L2= 1.593 + Zub
1.8 16V (F08, F48) 2.0 16V (F08) 2.0 DI (F48)	85 100 60	02/98→09/00 02/98→05/05 02/98→05/05	⬅ ⬅ ⬅ ➡ ➡ ➡	⬆; 04/98→; → 22006460; Scheibenbremse ⬆; 42000001→; Scheibenbremse ⬆; 22006461→ 38999999; Scheibenbremse ⬇; 04/98→; → 22006460; Scheibenbremse ⬇; 22006461→ 38999999; Scheibenbremse ⬇; 42000001→; Scheibenbremse	1 1 1 1 1 1	24.3727-0748.2 24.3727-0748.2 24.3727-0748.2 24.3727-0748.2 24.3727-0752.2 24.3727-0753.2 24.3727-0783.2	580748 580748 580748 580748 580752 580753 580783	L= 279 + Zub L= 279 + Zub L= 279 + Zub L= 279 + Zub L= 1.593 L2= 1.593 + Zub L= 1.592 L2= 1.592 + Zub L= 1.587 L2= 1.587 + Zub
1.8 16V (F08, F48) 1.8 16V Dualfuel (F08, F48) 2.0 DTI 16V (F48) 2.0 SRI Turbo (F08) 2.2 16V (F08, F48)	92 87 74 141 108	09/00→05/05 09/02→05/05 08/99→05/05 11/01→05/05 03/01→05/05	⬅ ⬅ ⬅ ➡ ➡ ➡	⬆; 42000001→; Scheibenbremse ⬆; → 22006460; Scheibenbremse ⬆; 22006461→ 38999999; Scheibenbremse ⬇; → 22006460; Scheibenbremse ⬇; 22006461→ 38999999; Scheibenbremse ⬇; 42000001→; Scheibenbremse	1 1 1 1 1 1	24.3727-0748.2 24.3727-0748.2 24.3727-0748.2 24.3727-0748.2 24.3727-0752.2 24.3727-0753.2 24.3727-0783.2	580748 580748 580748 580748 580752 580753 580783	L= 279 + Zub L= 279 + Zub L= 279 + Zub L= 279 + Zub L= 1.593 L2= 1.593 + Zub L= 1.592 L2= 1.592 + Zub L= 1.587 L2= 1.587 + Zub
<b>VAUXHALL - ASTRA Mk IV (G) Coupe (T98) 03/00→08/05</b>								
 <b>Radbremszylinder</b>								
1.6 16V	76	03/00→08/05	➡			24.3219-1715.3	020122	Ø 19,05 ALU
<b>Zubehörsatz, Bremsbacken</b>								
1.6 16V	76	03/00→08/05	➡ ➡	→ 18999999 22000001→		03.0137-9215.2	669215	
 <b>Bremstrommel</b>								
1.6 16V	76	03/00→08/05	➡			24.0223-0013.2	480061	Ø 230,0 x 50 / 231
 <b>Bremssackensatz</b>								
1.6 16V	76	03/00→08/05	➡ ➡	→ 18999999 22000001→		03.0137-0322.2 03.0520-5719.3	650322 695719	Ø 230 x 42 TRW Ø 230 x 42 Ø 19,05 + RZ / + Zub TopKit
						03.0137-0424.2 03.0520-6019.3	650424 696019	Ø 230 x 42 + HEB Ø 230 x 42 Ø 19,05 + RZ / + Zub TopKit
 <b>Seilzug, Feststellbremse</b>								
1.6 16V	76	03/00→08/05	⬅ ⬅ ⬅ ⬅ ➡	⬆; Trommelbremse ⬆; 42000001→; Scheibenbremse ⬆; → 22006460; Scheibenbremse ⬆; 22006461→ 38999999; Scheibenbremse ⬇; Trommelbremse	1 1 1 1 2	24.3727-0748.2 24.3727-0748.2 24.3727-0748.2 24.3727-0748.2 24.3727-0746.2	580748 580748 580748 580748 580746	L= 279 + Zub L= 279 + Zub L= 279 + Zub L= 279 + Zub L= 182 + Zub

	kw				!#		
<b>VAUXHALL - ASTRA Mk IV (G) Coupe (T98) 03/00→08/05</b>							
 <b>Seilzug, Feststellbremse</b>							
1.6 16V	76	03/00→08/05	➡	☒; Trommelbremse	1	24.3727-0747.2 580747	L= 1.252 L2= 1.252 + Zub
			➡	☒; → 22006460; Scheibenbremse	1	24.3727-0752.2 580752	L= 1.593 L2= 1.593 + Zub
			➡	☒; 22006461→ 38999999; Scheibenbremse	1	24.3727-0753.2 580753	L= 1.592 L2= 1.592 + Zub
			➡	☒; 42000001→; Scheibenbremse	1	24.3727-0783.2 580783	L= 1.587 L2= 1.587 + Zub
1.8 16V	85	03/00→08/05	⬅	☒; 42000001→; Scheibenbremse	1	24.3727-0748.2 580748	L= 279 + Zub
1.8 16V	92	09/00→08/05	⬅	☒; → 22006460; Scheibenbremse	1	24.3727-0748.2 580748	L= 279 + Zub
1.8 16V Dualfuel	87	09/02→08/05	⬅	☒; → 22006460; Scheibenbremse	1	24.3727-0748.2 580748	L= 279 + Zub
2.0 16V Turbo	140	09/00→08/05	⬅	☒; 22006461→ 38999999; Scheibenbremse	1	24.3727-0748.2 580748	L= 279 + Zub
			➡	☒; → 22006460; Scheibenbremse	1	24.3727-0752.2 580752	L= 1.593 L2= 1.593 + Zub
			➡	☒; 22006461→ 38999999; Scheibenbremse	1	24.3727-0753.2 580753	L= 1.592 L2= 1.592 + Zub
			➡	☒; 42000001→; Scheibenbremse	1	24.3727-0783.2 580783	L= 1.587 L2= 1.587 + Zub
2.2 16V	108	03/00→08/05	⬅	☒; 42000001→; Scheibenbremse	1	24.3727-0748.2 580748	L= 279 + Zub
			⬅	☒; 09/00→; → 22006460; Scheibenbremse	1	24.3727-0748.2 580748	L= 279 + Zub
			⬅	☒; 22006461→ 38999999; Scheibenbremse	1	24.3727-0748.2 580748	L= 279 + Zub
			➡	☒; 09/00→; → 22006460; Scheibenbremse	1	24.3727-0752.2 580752	L= 1.593 L2= 1.593 + Zub
			➡	☒; 22006461→ 38999999; Scheibenbremse	1	24.3727-0753.2 580753	L= 1.592 L2= 1.592 + Zub
			➡	☒; 42000001→; Scheibenbremse	1	24.3727-0783.2 580783	L= 1.587 L2= 1.587 + Zub
<b>VAUXHALL - ASTRA Mk IV (G) Kombi (T98) 02/98→05/05</b>							
 <b>Radbremszylinder</b>							
1.2 16V	55	09/00→05/05	➡			24.3219-1715.3 020122	Ø 19,05 ALU
1.6	76	12/02→05/05	➡				
1.6 Dualfuel	62	07/00→05/05	➡				
1.7 DTI 16V	55	02/00→05/05	➡				
1.4 16V	66	02/98→05/05	➡	04/98→		24.3219-1715.3 020122	Ø 19,05 ALU
1.6	55	03/98→04/04	➡				
1.6	62	03/98→04/04	➡				
1.6 16V	74	03/98→04/04	➡				
1.6 Dualfuel	63	03/98→04/04	➡				
1.7 TD	50	02/98→08/00	➡				
<b>Zubehörsatz, Bremsbacken</b>							
1.2 16V	55	09/00→05/05	➡	→ 18999999		03.0137-9215.2 669215	
1.6	76	12/02→05/05	➡				
1.6 Dualfuel	62	07/00→05/05	➡	22000001→		03.0137-9215.2 669215	
1.7 DTI 16V	55	02/00→05/05	➡				
1.4 16V	66	02/98→05/05	➡	22000001→		03.0137-9215.2 669215	
1.6	55	03/98→04/04	➡				
1.6	62	03/98→04/04	➡	04/98→; → 18999999		03.0137-9215.2 669215	
1.6 16V	74	03/98→04/04	➡				
1.6 Dualfuel	63	03/98→04/04	➡				
1.7 TD	50	02/98→08/00	➡	04/98→		03.0137-9215.2 669215	
 <b>Bremstrommel</b>							
1.2 16V	55	09/00→05/05	➡			24.0223-0013.2 480061	Ø 230,0 x 50 / 231
1.6	76	12/02→05/05	➡				
1.6 Dualfuel	62	07/00→05/05	➡				
1.7 DTI 16V	55	02/00→05/05	➡				
1.4 16V	66	02/98→05/05	➡	04/98→		24.0223-0013.2 480061	Ø 230,0 x 50 / 231
1.6	55	03/98→04/04	➡				
1.6	62	03/98→04/04	➡				
1.6 16V	74	03/98→04/04	➡				
1.6 Dualfuel	63	03/98→04/04	➡				
1.7 TD	50	02/98→08/00	➡				
 <b>Bremsbackensatz</b>							
1.2 16V	55	09/00→05/05	➡	→ 18999999		03.0137-0322.2 650322	Ø 230 x 42
1.6	76	12/02→05/05	➡			03.0520-5719.3 695719	TRW Ø 230 x 42 Ø 19,05 + RZ / + Zub TopKit
1.6 Dualfuel	62	07/00→05/05	➡				
1.7 DTI 16V	55	02/00→05/05	➡	22000001→		03.0137-0424.2 650424	Ø 230 x 42 + HEB
						03.0520-6019.3 696019	Ø 230 x 42 Ø 19,05 + RZ / + Zub TopKit
1.4 16V	66	02/98→05/05	➡	04/98→; → 18999999		03.0137-0322.2 650322	Ø 230 x 42
1.6	55	03/98→04/04	➡				
1.6	62	03/98→04/04	➡				

	kw				!#		
<b>VAUXHALL - ASTRA Mk IV (G) Kombi (T98) 02/98→05/05</b>							
<b>Bremsbackensatz</b>							
1.6 16V 1.6 Dualfuel	74 63	03/98→04/04 03/98→04/04	➔	04/98→; → 18999999		<b>03.0520-5719.3 695719</b>	TRW Ø 230 x 42 Ø 19,05 + RZ / + Zub TopKit
			➔	22000001→		<b>03.0137-0424.2 650424</b> <b>03.0520-6019.3 696019</b>	Ø 230 x 42 + HEB Ø 230 x 42 Ø 19,05 + RZ / + Zub TopKit
1.7 TD	50	02/98→08/00	➔	04/98→		<b>03.0137-0322.2 650322</b> <b>03.0520-5719.3 695719</b>	Ø 230 x 42 TRW Ø 230 x 42 Ø 19,05 + RZ / + Zub TopKit
<b>Seilzug, Feststellbremse</b>							
1.2 16V 1.6 1.6 Dualfuel 1.7 DTI 16V	55 76 62 55	09/00→05/05 12/02→05/05 07/00→05/05 02/00→05/05	←	⬆; Trommelbremse	1	<b>24.3727-0748.2 580748</b>	L= 279 + Zub
			←	⬆; 42000001→; Scheibenbremse	1	<b>24.3727-0748.2 580748</b>	L= 279 + Zub
			←	⬆; → 22006460; Scheibenbremse	1	<b>24.3727-0748.2 580748</b>	L= 279 + Zub
			←	⬆; 22006461→ 38999999; Scheibenbremse	1	<b>24.3727-0748.2 580748</b>	L= 279 + Zub
			➔	⬇; Trommelbremse	2	<b>24.3727-0746.2 580746</b>	L= 182 + Zub
			➔	⬇; Trommelbremse	1	<b>24.3727-0747.2 580747</b>	L= 1.252 L2= 1.252 + Zub
			➔	⬇; → 22006460; Scheibenbremse	1	<b>24.3727-0752.2 580752</b>	L= 1.593 L2= 1.593 + Zub
			➔	⬇; 22006461→ 38999999; Scheibenbremse	1	<b>24.3727-0753.2 580753</b>	L= 1.592 L2= 1.592 + Zub
			➔	⬇; 42000001→; Scheibenbremse	1	<b>24.3727-0783.2 580783</b>	L= 1.587 L2= 1.587 + Zub
1.4 16V 1.6 1.6 1.6 16V 1.6 Dualfuel	66 55 62 74 63	02/98→05/05 03/98→04/04 03/98→04/04 03/98→04/04 03/98→04/04	←	⬆; 04/98→; → 22006460; Scheibenbremse	1	<b>24.3727-0748.2 580748</b>	L= 279 + Zub
			←	⬆; 04/98→; Trommelbremse	1	<b>24.3727-0748.2 580748</b>	L= 279 + Zub
			←	⬆; 22006461→ 38999999; Scheibenbremse	1	<b>24.3727-0748.2 580748</b>	L= 279 + Zub
			←	⬆; 42000001→; Scheibenbremse	1	<b>24.3727-0748.2 580748</b>	L= 279 + Zub
			➔	⬇; 04/98→; Trommelbremse	2	<b>24.3727-0746.2 580746</b>	L= 182 + Zub
			➔	⬇; 04/98→; Trommelbremse	1	<b>24.3727-0747.2 580747</b>	L= 1.252 L2= 1.252 + Zub
			➔	⬇; 04/98→; → 22006460; Scheibenbremse	1	<b>24.3727-0752.2 580752</b>	L= 1.593 L2= 1.593 + Zub
			➔	⬇; 22006461→ 38999999; Scheibenbremse	1	<b>24.3727-0753.2 580753</b>	L= 1.592 L2= 1.592 + Zub
			➔	⬇; 42000001→; Scheibenbremse	1	<b>24.3727-0783.2 580783</b>	L= 1.587 L2= 1.587 + Zub
1.7 CDTI 16V	59	04/03→05/05	←	⬆; 42000001→; Scheibenbremse	1	<b>24.3727-0748.2 580748</b>	L= 279 + Zub
			←	⬆; → 38999999; Scheibenbremse	1	<b>24.3727-0748.2 580748</b>	L= 279 + Zub
			➔	⬇; → 38999999; Scheibenbremse	1	<b>24.3727-0753.2 580753</b>	L= 1.592 L2= 1.592 + Zub
			➔	⬇; 42000001→; Scheibenbremse	1	<b>24.3727-0783.2 580783</b>	L= 1.587 L2= 1.587 + Zub
1.7 TD	50	02/98→08/00	←	⬆; 04/98→; Trommelbremse	1	<b>24.3727-0748.2 580748</b>	L= 279 + Zub
			←	⬆; 04/98→; Scheibenbremse	1	<b>24.3727-0748.2 580748</b>	L= 279 + Zub
			➔	⬇; 04/98→; Trommelbremse	2	<b>24.3727-0746.2 580746</b>	L= 182 + Zub
			➔	⬇; 04/98→; Trommelbremse	1	<b>24.3727-0747.2 580747</b>	L= 1.252 L2= 1.252 + Zub
			➔	⬇; 04/98→; Scheibenbremse	1	<b>24.3727-0752.2 580752</b>	L= 1.593 L2= 1.593 + Zub
1.8 16V 2.0 DI	85 60	02/98→08/00 03/98→04/04	←	⬆; 04/98→; → 22006460; Scheibenbremse	1	<b>24.3727-0748.2 580748</b>	L= 279 + Zub
			←	⬆; 42000001→; Scheibenbremse	1	<b>24.3727-0748.2 580748</b>	L= 279 + Zub
			←	⬆; 22006461→ 38999999; Scheibenbremse	1	<b>24.3727-0748.2 580748</b>	L= 279 + Zub
			➔	⬇; 04/98→; → 22006460; Scheibenbremse	1	<b>24.3727-0752.2 580752</b>	L= 1.593 L2= 1.593 + Zub
			➔	⬇; 22006461→ 38999999; Scheibenbremse	1	<b>24.3727-0753.2 580753</b>	L= 1.592 L2= 1.592 + Zub
			➔	⬇; 42000001→; Scheibenbremse	1	<b>24.3727-0783.2 580783</b>	L= 1.587 L2= 1.587 + Zub
1.8 16V 1.8 16V Dualfuel 2.2 16V	92 87 108	09/00→05/05 09/02→05/05 03/01→05/05	←	⬆; 42000001→; Scheibenbremse	1	<b>24.3727-0748.2 580748</b>	L= 279 + Zub
			←	⬆; → 22006460; Scheibenbremse	1	<b>24.3727-0748.2 580748</b>	L= 279 + Zub
			←	⬆; 22006461→ 38999999; Scheibenbremse	1	<b>24.3727-0748.2 580748</b>	L= 279 + Zub
			➔	⬇; → 22006460; Scheibenbremse	1	<b>24.3727-0752.2 580752</b>	L= 1.593 L2= 1.593 + Zub
			➔	⬇; 22006461→ 38999999; Scheibenbremse	1	<b>24.3727-0753.2 580753</b>	L= 1.592 L2= 1.592 + Zub
			➔	⬇; 42000001→; Scheibenbremse	1	<b>24.3727-0783.2 580783</b>	L= 1.587 L2= 1.587 + Zub
↓							

	kw				!#		
<b>VAUXHALL - ASTRA Mk IV (G) Kombi (T98) 02/98→05/05</b>							
 <b>Seilzug, Feststellbremse</b>							
2.0 DTI 16V	74	03/98→04/04	←	↑; 08/99→; → 22006460; Scheibenbremse	1	24.3727-0748.2 580748	L= 279 + Zub
			←	↑; 42000001→; Scheibenbremse	1	24.3727-0748.2 580748	L= 279 + Zub
			←	↑; 22006461→ 38999999; Scheibenbremse	1	24.3727-0748.2 580748	L= 279 + Zub
			→	↓; 08/99→; → 22006460; Scheibenbremse	1	24.3727-0752.2 580752	L= 1.593 L2= 1.593 + Zub
			→	↓; 22006461→ 38999999; Scheibenbremse	1	24.3727-0753.2 580753	L= 1.592 L2= 1.592 + Zub
			→	↓; 42000001→; Scheibenbremse	1	24.3727-0783.2 580783	L= 1.587 L2= 1.587 + Zub
<b>VAUXHALL - ASTRA Mk IV (G) Stufenheck (T98) 02/98→05/05</b>							
 <b>Radbremszylinder</b>							
1.2 16V	55	09/00→05/05	→			24.3219-1715.3 020122	Ø 19,05 ALU
1.4 16V	66	09/98→05/05					
1.6	55	09/98→09/00					
1.6	62	09/00→05/05					
1.6 16V	74	09/98→05/05					
1.6 Dualfuel	62	07/00→05/05					
1.6 Dualfuel	63	09/02→05/05					
1.7 DTI 16V	55	02/00→05/05					
1.7 TD	50	09/98→08/00					
<b>Zubehörsatz, Bremsbacken</b>							
1.2 16V	55	09/00→05/05	→			03.0137-9167.2 669167	
1.4 16V	66	09/98→05/05	→	→ 18999999		03.0137-9215.2 669215	
1.6	55	09/98→09/00					
1.6	62	09/00→05/05	→	22000001→		03.0137-9215.2 669215	
1.6 16V	74	09/98→05/05					
1.6 Dualfuel	62	07/00→05/05					
1.6 Dualfuel	63	09/02→05/05					
1.7 DTI 16V	55	02/00→05/05					
1.7 TD	50	09/98→08/00	→			03.0137-9215.2 669215	
 <b>Bremstrommel</b>							
1.2 16V	55	09/00→05/05	→			24.0220-0001.2 480013	Ø 200,0 x 53,5 / 201,3
1.4 16V	66	09/98→05/05	→			24.0223-0013.2 480061	Ø 230,0 x 50 / 231
1.6	55	09/98→09/00					
1.6	62	09/00→05/05					
1.6 16V	74	09/98→05/05					
1.6 Dualfuel	62	07/00→05/05					
1.6 Dualfuel	63	09/02→05/05					
1.7 DTI 16V	55	02/00→05/05					
1.7 TD	50	09/98→08/00					
 <b>Bremsbackensatz</b>							
1.2 16V	55	09/00→05/05	→			03.0137-0267.2 650267	Ø 200 x 46 + HEB
1.4 16V	66	09/98→05/05	→	→ 18999999		03.0137-0322.2 650322	Ø 230 x 42
1.6	55	09/98→09/00				03.0520-5719.3 695719	TRW Ø 230 x 42 Ø 19,05 + RZ / + Zub TopKit
1.6	62	09/00→05/05					
1.6 16V	74	09/98→05/05					
1.6 Dualfuel	62	07/00→05/05	→	22000001→		03.0137-0424.2 650424	Ø 230 x 42 + HEB
1.6 Dualfuel	63	09/02→05/05				03.0520-6019.3 696019	Ø 230 x 42 Ø 19,05 + RZ / + Zub TopKit
1.7 DTI 16V	55	02/00→05/05					
1.7 TD	50	09/98→08/00	→			03.0137-0322.2 650322	Ø 230 x 42
						03.0520-5719.3 695719	TRW Ø 230 x 42 Ø 19,05 + RZ / + Zub TopKit
 <b>Seilzug, Feststellbremse</b>							
1.2 16V	55	09/00→05/05	←	↑; Trommelbremse	1	24.3727-0748.2 580748	L= 279 + Zub
1.4 16V	66	09/98→05/05	←	↑; 42000001→; Scheibenbremse	1	24.3727-0748.2 580748	L= 279 + Zub
1.6	55	09/98→09/00	←	↑; → 22006460; Scheibenbremse	1	24.3727-0748.2 580748	L= 279 + Zub
1.6	62	09/00→05/05	←	↑; 22006461→ 38999999; Scheibenbremse	1	24.3727-0748.2 580748	L= 279 + Zub
1.6 16V	74	09/98→05/05	←	↑; 22006461→ 38999999; Scheibenbremse	1	24.3727-0748.2 580748	L= 279 + Zub
1.6 Dualfuel	62	07/00→05/05	←	↑; 22006461→ 38999999; Scheibenbremse	1	24.3727-0748.2 580748	L= 279 + Zub
1.6 Dualfuel	63	09/02→05/05	←	↑; 22006461→ 38999999; Scheibenbremse	1	24.3727-0748.2 580748	L= 279 + Zub
1.7 DTI 16V	55	02/00→05/05	→	↓; Trommelbremse	2	24.3727-0746.2 580746	L= 182 + Zub
			→	↓; Trommelbremse	1	24.3727-0747.2 580747	L= 1.252 L2= 1.252 + Zub
			→	↓; → 22006460; Scheibenbremse	1	24.3727-0752.2 580752	L= 1.593 L2= 1.593 + Zub
			→	↓; 22006461→ 38999999; Scheibenbremse	1	24.3727-0753.2 580753	L= 1.592 L2= 1.592 + Zub
			→	↓; 42000001→; Scheibenbremse	1	24.3727-0783.2 580783	L= 1.587 L2= 1.587 + Zub

**VAUXHALL - ASTRA Mk IV (G) Stufenheck (T98) 02/98→05/05**

**Seilzug, Feststellbremse**

1.7 CDTI 16V	59	04/03→05/05	←	↑; 42000001→; Scheibenbremse	1	24.3727-0748.2	580748	L= 279 + Zub
			←	↑; → 38999999; Scheibenbremse	1	24.3727-0748.2	580748	L= 279 + Zub
			→	↓; → 38999999; Scheibenbremse	1	24.3727-0753.2	580753	L= 1.592 L2= 1.592 + Zub
			→	↓; 42000001→; Scheibenbremse	1	24.3727-0783.2	580783	L= 1.587 L2= 1.587 + Zub
1.7 TD	50	09/98→08/00	←	↑; Trommelbremse	1	24.3727-0748.2	580748	L= 279 + Zub
			←	↑; Scheibenbremse	1	24.3727-0748.2	580748	L= 279 + Zub
			→	↓; Trommelbremse	2	24.3727-0746.2	580746	L= 182 + Zub
			→	↓; Trommelbremse	1	24.3727-0747.2	580747	L= 1.252 L2= 1.252 + Zub
			→	↓; Scheibenbremse	1	24.3727-0752.2	580752	L= 1.593 L2= 1.593 + Zub
1.8 16V 1.8 16V 1.8 16V Dualfuel 2.0 DI	85 92 87 60	02/98→07/04 02/98→07/04 02/98→07/04 02/98→07/04	←	↑; 04/98→; → 22006460; Scheibenbremse	1	24.3727-0748.2	580748	L= 279 + Zub
			←	↑; 42000001→; Scheibenbremse	1	24.3727-0748.2	580748	L= 279 + Zub
			←	↑; 22006461→ 38999999; Scheibenbremse	1	24.3727-0748.2	580748	L= 279 + Zub
			→	↓; 04/98→; → 22006460; Scheibenbremse	1	24.3727-0752.2	580752	L= 1.593 L2= 1.593 + Zub
			→	↓; 22006461→ 38999999; Scheibenbremse	1	24.3727-0753.2	580753	L= 1.592 L2= 1.592 + Zub
			→	↓; 42000001→; Scheibenbremse	1	24.3727-0783.2	580783	L= 1.587 L2= 1.587 + Zub
2.0 16V 2.2 16V 2.2 DTI	100 108 92	09/98→05/05 03/01→05/05 09/02→05/05	←	↑; 42000001→; Scheibenbremse	1	24.3727-0748.2	580748	L= 279 + Zub
			←	↑; → 22006460; Scheibenbremse	1	24.3727-0748.2	580748	L= 279 + Zub
			←	↑; 22006461→ 38999999; Scheibenbremse	1	24.3727-0748.2	580748	L= 279 + Zub
			→	↓; → 22006460; Scheibenbremse	1	24.3727-0752.2	580752	L= 1.593 L2= 1.593 + Zub
			→	↓; 22006461→ 38999999; Scheibenbremse	1	24.3727-0753.2	580753	L= 1.592 L2= 1.592 + Zub
			→	↓; 42000001→; Scheibenbremse	1	24.3727-0783.2	580783	L= 1.587 L2= 1.587 + Zub
2.0 DTI 16V	74	02/98→07/04	←	↑; 08/99→; → 22006460; Scheibenbremse	1	24.3727-0748.2	580748	L= 279 + Zub
			←	↑; 42000001→; Scheibenbremse	1	24.3727-0748.2	580748	L= 279 + Zub
			←	↑; 22006461→ 38999999; Scheibenbremse	1	24.3727-0748.2	580748	L= 279 + Zub
			→	↓; 08/99→; → 22006460; Scheibenbremse	1	24.3727-0752.2	580752	L= 1.593 L2= 1.593 + Zub
			→	↓; 22006461→ 38999999; Scheibenbremse	1	24.3727-0753.2	580753	L= 1.592 L2= 1.592 + Zub
			→	↓; 42000001→; Scheibenbremse	1	24.3727-0783.2	580783	L= 1.587 L2= 1.587 + Zub

**VAUXHALL - ASTRA Mk V (H) CC (A04) 01/04→09/09**

**Radbremsszylinder**

1.4 (L48)	66	01/04→05/09	→	08/06→		24.3219-1755.3	020508	Ø 19,05 ALU
1.6 (L48)	77	01/04→05/09	→	→ 07/06		24.3220-1719.3	020448	Ø 20,64 ALU
1.7 CDTI (L48)	59	01/04→05/09						
1.7 CDTI (L48)	74	01/04→05/09						

**Zubehörsatz, Bremsbacken**

1.4 (L48)	66	01/04→05/09	→	→ 07/06		03.0137-9215.2	669215	
1.6 (L48)	77	01/04→05/09						
1.7 CDTI (L48)	59	01/04→05/09	→	08/06→		03.0137-9309.2	669309	AP
1.7 CDTI (L48)	74	01/04→05/09						

**Bremstrommel**













1.4 (L48)	66	01/04→05/09	→			24.0223-0021.1	480186	Ø 230,0 x 50 / 231
1.6 (L48)	77	01/04→05/09						
1.7 CDTI (L48)	59	01/04→05/09						
1.7 CDTI (L48)	74	01/04→05/09						

**Bremsbackensatz**

1.4 (L48)	66	01/04→05/09	→	→ 07/06		03.0137-0424.2	650424	Ø 230 x 42 + HEB
1.6 (L48)	77	01/04→05/09				03.0520-8720.3	698720	Ø 230 x 42 Ø 20,64 + RZ / + Zub TopKit
1.7 CDTI (L48)	59	01/04→05/09						
1.7 CDTI (L48)	74	01/04→05/09	→	08/06→		03.0137-0520.2	650520	AP Ø 230 x 43 + HEB
						03.0520-8319.3	698319	AP Ø 230 x 43 Ø 19,05 + RZ / + Zub TopKit













↓



























	kw				!#		
<b>VAUXHALL - ASTRA Mk V (H) CC (A04) 01/04→09/09</b>							
 <b>Seilzug, Feststellbremse</b>							
1.3 CDTi (L48)	66	01/04→05/09	➡	⬇; 08/05→; Scheibenbremse	1	24.3727-0775.2 580775	L= 1.647 L2= 1.665
1.4 (L48)	66	01/04→05/09	➡	⬇; → 07/06; Trommelbremse	2	24.3727-0746.2 580746	L= 182 + Zub
1.6 (L48)	77	01/04→05/09	➡	⬇; 08/06→; Trommelbremse	1	24.3727-0770.2 580770	L= 1.295 L2= 1.328 + Zub
1.7 CDTi (L48)	59	01/04→05/09	➡	⬇; → 07/06; Trommelbremse	1	24.3727-0770.2 580770	L= 1.295 L2= 1.328 + Zub
1.7 CDTi (L48)	74	01/04→05/09	➡	⬇; Scheibenbremse	1	24.3727-0775.2 580775	L= 1.647 L2= 1.665
1.6 (L48)	85	01/04→05/09	➡	⬇; 01/07→; Scheibenbremse	1	24.3727-0775.2 580775	L= 1.647 L2= 1.665
1.6 Turbo (L48)	132	09/06→09/09	➡				
1.7 CDTi (L48)	81	01/04→05/09	➡	⬇; 04/07→; Scheibenbremse	1	24.3727-0775.2 580775	L= 1.647 L2= 1.665
1.8 (L48)	92	01/04→05/09	➡	⬇; Scheibenbremse	1	24.3727-0775.2 580775	L= 1.647 L2= 1.665
2.0 Turbo (L48)	125	01/04→05/09	➡				
1.8 (L48)	103	01/04→05/09	➡	⬇; 01/06→; Scheibenbremse	1	24.3727-0775.2 580775	L= 1.647 L2= 1.665
1.9 CDTi (L48)	88	01/04→05/09	➡	⬇; 09/04→; Scheibenbremse	1	24.3727-0775.2 580775	L= 1.647 L2= 1.665
1.9 CDTi (L48)	110	01/04→05/09	➡				
1.9 CDTi 16V (L48)	88	01/04→05/09	➡				
2.0 Turbo (L48)	147	01/04→05/09	➡				
2.0 Turbo (L48)	177	01/04→05/09	➡	⬇; 03/05→; Scheibenbremse	1	24.3727-0775.2 580775	L= 1.647 L2= 1.665
<b>VAUXHALL - ASTRA Mk V (H) CC (A04) 02/05→11/10</b>							
 <b>Radbremszylinder</b>							
1.4 i 16V (L08)	66	03/05→11/10	➡	08/06→		24.3219-1755.3 020508	Ø 19,05 ALU
1.6 (L08)	77	02/05→11/10	➡				
1.7 CDTi (L08)	74	02/05→11/10	➡	→ 07/06		24.3220-1719.3 020448	Ø 20,64 ALU
<b>Zubehörsatz, Bremsbacken</b>							
1.4 i 16V (L08)	66	03/05→11/10	➡	→ 07/06		03.0137-9215.2 669215	
1.6 (L08)	77	02/05→11/10	➡				
1.7 CDTi (L08)	74	02/05→11/10	➡	08/06→		03.0137-9309.2 669309	AP
 <b>Bremstrommel</b>							
1.4 i 16V (L08)	66	03/05→11/10	➡			24.0223-0021.1 480186	Ø 230,0 x 50 / 231
1.6 (L08)	77	02/05→11/10	➡				
1.7 CDTi (L08)	74	02/05→11/10	➡				
 <b>Bremssackensatz</b>							
1.4 i 16V (L08)	66	03/05→11/10	➡	→ 07/06		03.0137-0424.2 650424	Ø 230 x 42 + HEB
1.6 (L08)	77	02/05→11/10	➡			03.0520-8720.3 698720	Ø 230 x 42 Ø 20,64 + RZ / + Zub TopKit
1.7 CDTi (L08)	74	02/05→11/10	➡				
			➡	08/06→		03.0137-0520.2 650520	AP Ø 230 x 43 + HEB
			➡			03.0520-8319.3 698319	AP Ø 230 x 43 Ø 19,05 + RZ / + Zub TopKit
 <b>Seilzug, Feststellbremse</b>							
1.3 CDTi (L08)	66	04/05→11/10	➡	⬇; 08/05→; Scheibenbremse	1	24.3727-0775.2 580775	L= 1.647 L2= 1.665
1.4 i 16V (L08)	66	03/05→11/10	➡	⬇; → 07/06; Trommelbremse	2	24.3727-0746.2 580746	L= 182 + Zub
1.6 (L08)	77	02/05→11/10	➡	⬇; 08/06→; Trommelbremse	1	24.3727-0770.2 580770	L= 1.295 L2= 1.328 + Zub
1.7 CDTi (L08)	74	02/05→11/10	➡	⬇; → 07/06; Trommelbremse	1	24.3727-0770.2 580770	L= 1.295 L2= 1.328 + Zub
			➡	⬇; Scheibenbremse	1	24.3727-0775.2 580775	L= 1.647 L2= 1.665
1.6 (L08)	132	10/06→11/10	➡	⬇; 01/07→; Scheibenbremse	1	24.3727-0775.2 580775	L= 1.647 L2= 1.665
1.6 i 16V (L08)	85	12/06→11/10	➡				
1.7 CDTi (L08)	81	02/07→11/10	➡	⬇; 04/07→; Scheibenbremse	1	24.3727-0775.2 580775	L= 1.647 L2= 1.665
1.8 (L08)	92	02/05→11/10	➡	⬇; Scheibenbremse	1	24.3727-0775.2 580775	L= 1.647 L2= 1.665
1.8 i 16V (L08)	103	03/07→11/10	➡				
1.9 CDTi (L08)	88	02/05→11/10	➡				
1.9 CDTi (L08)	110	02/05→11/10	➡				
2.0 Turbo (L08)	125	02/05→11/10	➡				
2.0 VXR (L08)	176	02/09→11/10	➡				
1.9 CDTi (L08)	74	08/05→11/10	➡	⬇; 09/05→; Scheibenbremse	1	24.3727-0775.2 580775	L= 1.647 L2= 1.665
<b>VAUXHALL - ASTRA Mk V (H) Convertible (A04) 09/05→08/11</b>							
 <b>Seilzug, Feststellbremse</b>							
1.6 (L67)	77	09/05→11/10	➡	⬇; 03/06→; Scheibenbremse	1	24.3727-0775.2 580775	L= 1.647 L2= 1.665
1.9 CDTi (L67)	110	01/06→11/10	➡				
2.0 (L67)	125	02/06→11/10	➡				
2.0 Turbo (L67)	147	01/06→11/10	➡				
1.6 i 16V (L67)	85	10/06→08/11	➡	⬇; 12/06→; Scheibenbremse	1	24.3727-0775.2 580775	L= 1.647 L2= 1.665
1.8 (L67)	103	05/08→11/10	➡	⬇; Scheibenbremse	1	24.3727-0775.2 580775	L= 1.647 L2= 1.665









































	kw				!#		
<b>VAUXHALL - ASTRA Mk V (H) Kombi (A04) 08/04→10/12</b>							
 <b>Radbremszylinder</b>							
1.4 (L35)	55	08/04→10/10	➔	08/06→		24.3219-1755.3 020508	Ø 19,05 ALU
1.4 (L35)	66	08/04→03/09	➔	→ 07/06		24.3220-1719.3 020448	Ø 20,64 ALU
1.6 (L35)	77	08/04→03/09					
1.7 CDTi (L35)	74	08/04→03/09					
1.7 CDTi (L35)	59	08/04→05/09					
<b>Zubehörsatz, Bremsbacken</b>							
1.4 (L35)	55	08/04→10/10	➔	→ 07/06		03.0137-9215.2 669215	
1.4 (L35)	66	08/04→03/09	➔	08/06→		03.0137-9309.2 669309	AP
1.6 (L35)	77	08/04→03/09					
1.7 CDTi (L35)	74	08/04→03/09					
1.7 CDTi (L35)	59	08/04→05/09					
 <b>Bremstrommel</b>							
1.4 (L35)	55	08/04→10/10	➔			24.0223-0021.1 480186	Ø 230,0 x 50 / 231
1.4 (L35)	66	08/04→03/09					
1.6 (L35)	77	08/04→03/09					
1.7 CDTi (L35)	74	08/04→03/09					
1.7 CDTi (L35)	59	08/04→05/09					
 <b>Bremsbackensatz</b>							
1.4 (L35)	55	08/04→10/10	➔	→ 07/06		03.0137-0424.2 650424	Ø 230 x 42 + HEB
1.4 (L35)	66	08/04→03/09	➔			03.0520-8720.3 698720	Ø 230 x 42 Ø 20,64 + RZ / + Zub TopKit
1.6 (L35)	77	08/04→03/09					
1.7 CDTi (L35)	74	08/04→03/09					
1.7 CDTi (L35)	59	08/04→05/09	➔	08/06→		03.0137-0520.2 650520	AP Ø 230 x 43 + HEB
						03.0520-8319.3 698319	AP Ø 230 x 43 Ø 19,05 + RZ / + Zub TopKit
 <b>Seilzug, Feststellbremse</b>							
1.3 CDTi (L35)	66	08/04→03/09	➔	⏴; 08/05→; Scheibenbremse	1	24.3727-0785.2 580785	L= 1.735 L2= 1.760 + Zub
1.4 (L35)	55	08/04→10/10	➔	⏴; Trommelbremse	2	24.3727-0746.2 580746	L= 182 + Zub
1.4 (L35)	66	08/04→03/09	➔	⏴; Trommelbremse	1	24.3727-0770.2 580770	L= 1.295 L2= 1.328 + Zub
1.6 (L35)	77	08/04→03/09					
1.7 CDTi (L35)	74	08/04→03/09	➔	⏴; Scheibenbremse	1	24.3727-0785.2 580785	L= 1.735 L2= 1.760 + Zub
1.7 CDTi (L35)	59	08/04→05/09					
1.6 (L35)	85	08/04→03/09	➔	⏴; 01/07→; Scheibenbremse	1	24.3727-0785.2 580785	L= 1.735 L2= 1.760 + Zub
1.6 (L35)	132	08/04→03/09					
1.7 CDTi (L35)	81	08/04→10/12	➔	⏴; 04/07→ 11/10; Scheibenbremse	1	24.3727-0785.2 580785	L= 1.735 L2= 1.760 + Zub
1.8 (L35)	92	10/04→03/09	➔	⏴; Scheibenbremse	1	24.3727-0785.2 580785	L= 1.735 L2= 1.760 + Zub
1.8 (L35)	103	12/05→10/10					
1.9 CDTi (L35)	88	08/04→03/09					
2.0 Turbo (L35)	125	08/04→10/10					
1.9 CDTi (L35)	110	08/04→03/09	➔	⏴; 09/04→; Scheibenbremse	1	24.3727-0785.2 580785	L= 1.735 L2= 1.760 + Zub
2.0 Turbo (L35)	147	08/04→10/10					
<b>VAUXHALL - ASTRA Mk VI (J) (P10) 12/09→</b>							
 <b>Seilzug, Feststellbremse</b>							
1.3 CDTi	70	12/09→	➔	☐; - eFSB		24.3727-0794.2 580794	L= 1.812
1.4	64	12/09→	➔	☐; - eFSB		24.3727-0795.2 580795	L= 1.814
1.4	74	12/09→12/16					
1.4 Turbo	88	08/11→	➔	⏴; - eFSB	1	24.3727-0798.2 580798	L= 1.798
1.4 Turbo	103	12/09→					
1.6	85	12/09→					
1.6 Turbo	132	12/09→					
1.7 CDTi	81	12/09→					
1.7 CDTi	92	12/09→					
1.7 CDTi	96	06/11→					
2.0 BiTurbo CDTi	143	12/12→					
2.0 CDTi	118	12/09→					
2.0 CDTi	121	08/11→					
1.6 CDTi	81	11/13→	➔	☐; 02/14→; - eFSB		24.3727-0794.2 580794	L= 1.812
			➔	☐; 02/14→; - eFSB		24.3727-0795.2 580795	L= 1.814
			➔	⏴; 02/14→; - eFSB	1	24.3727-0798.2 580798	L= 1.798
1.6 CDTi	100	11/13→	➔	☐; 01/14→; - eFSB		24.3727-0794.2 580794	L= 1.812
			➔	☐; 01/14→; - eFSB		24.3727-0795.2 580795	L= 1.814
			➔	⏴; 01/14→; - eFSB	1	24.3727-0798.2 580798	L= 1.798
<b>VAUXHALL - ASTRA Mk VI (J) CC (P10) 10/11→</b>							
 <b>Seilzug, Feststellbremse</b>							
1.4	74	10/11→	➔	☐; - eFSB		24.3727-0794.2 580794	L= 1.812
1.4	88	10/11→	➔	☐; - eFSB		24.3727-0795.2 580795	L= 1.814
1.4	103	10/11→					
↓							

	kW					
<b>VAUXHALL - ASTRA Mk VI (J) CC (P10) 10/11→</b>						
 <b>Seilzug, Feststellbremse</b>						
1.6	132	10/11→	➔	⬇; - eFSB	1	24.3727-0798.2 580798 L= 1.798
1.6 CDTi	81	07/14→				
1.6 CDTi	100	07/14→				
1.6 SIDI	147	09/13→				
1.7 CDTi	81	10/11→				
1.7 CDTi	96	10/11→				
2.0 BiTurbo CDTi	143	12/12→				
2.0 CDTi	121	10/11→				
<b>VAUXHALL - ASTRA Mk VI (J) Kombi (P10) 10/10→</b>						
 <b>Seilzug, Feststellbremse</b>						
1.3 CDTi	70	10/10→	➔	⬇; 11/10→; - eFSB		24.3727-0794.2 580794 L= 1.812
1.4	64	10/10→				
1.4	74	10/10→12/16	➔	⬇; 11/10→; - eFSB		24.3727-0795.2 580795 L= 1.814
1.4 Turbo	88	10/10→	➔	⬇; 11/10→; - eFSB	1	24.3727-0798.2 580798 L= 1.798
1.4 Turbo	103	10/10→				
1.6	85	10/10→				
1.6 Turbo	132	10/10→				
1.7 CDTi	81	10/10→				
1.7 CDTi	92	10/10→				
2.0 CDTi	118	10/10→				
1.6 CDTi	81	01/14→	➔	⬇; 02/14→; - eFSB		24.3727-0794.2 580794 L= 1.812
			➔	⬇; 02/14→; - eFSB		24.3727-0795.2 580795 L= 1.814
			➔	⬇; 02/14→; - eFSB	1	24.3727-0798.2 580798 L= 1.798
1.6 CDTi	100	01/14→	➔	⬇; - eFSB		24.3727-0794.2 580794 L= 1.812
1.7 CDTi	96	06/11→05/14	➔	⬇; - eFSB		24.3727-0795.2 580795 L= 1.814
2.0 BiTurbo CDTi	143	12/12→	➔	⬇; - eFSB		24.3727-0795.2 580795 L= 1.814
2.0 CDTi	121	08/11→	➔	⬇; - eFSB	1	24.3727-0798.2 580798 L= 1.798
<b>VAUXHALL - ASTRA Mk VI (J) Stufenheck (P10) 06/12→</b>						
 <b>Seilzug, Feststellbremse</b>						
1.3 CDTi	70	06/12→	➔	⬇; - eFSB		24.3727-0794.2 580794 L= 1.812
1.4	74	06/12→				
1.4 Turbo	103	06/12→	➔	⬇; - eFSB		24.3727-0795.2 580795 L= 1.814
1.6	85	06/12→	➔	⬇; - eFSB	1	24.3727-0798.2 580798 L= 1.798
1.6 Turbo	132	06/12→				
1.7 CDTi	81	06/12→				
1.7 CDTi	96	06/12→				
<b>VAUXHALL - ASTRAVAN Mk IV (G) (T98) 08/98→08/06</b>						
 <b>Radbremsszylinder</b>						
1.6 i	55	08/98→09/00	➔			24.3219-1715.3 020122 Ø 19,05 ALU
1.6 i	62	09/00→08/06				
1.7 DTI 16V	55	04/01→08/06				
1.7 TD	50	08/98→08/06				
<b>Zubehörsatz, Bremsbacken</b>						
1.6 i	55	08/98→09/00	➔	→ 18999999		03.0137-9215.2 669215
1.6 i	62	09/00→08/06				
1.7 DTI 16V	55	04/01→08/06	➔	22000001→		03.0137-9215.2 669215
1.7 TD	50	08/98→08/06	➔			03.0137-9215.2 669215
 <b>Bremstrommel</b>						
1.6 i	55	08/98→09/00	➔			24.0223-0013.2 480061 Ø 230,0 x 50 / 231
1.6 i	62	09/00→08/06				
1.7 DTI 16V	55	04/01→08/06				
1.7 TD	50	08/98→08/06				
 <b>Bremsbackensatz</b>						
1.6 i	55	08/98→09/00	➔	→ 18999999		03.0137-0322.2 650322 Ø 230 x 42
1.6 i	62	09/00→08/06				03.0520-5719.3 695719 TRW Ø 230 x 42 Ø 19,05 + RZ / + Zub TopKit
1.7 DTI 16V	55	04/01→08/06	➔	22000001→		03.0137-0424.2 650424 Ø 230 x 42 + HEB 03.0520-6019.3 696019 Ø 230 x 42 Ø 19,05 + RZ / + Zub TopKit
1.7 TD	50	08/98→08/06	➔			03.0137-0322.2 650322 Ø 230 x 42 03.0520-5719.3 695719 TRW Ø 230 x 42 Ø 19,05 + RZ / + Zub TopKit
 <b>Seilzug, Feststellbremse</b>						
1.6 i	55	08/98→09/00	➔	⬆; Trommelbremse	1	24.3727-0748.2 580748 L= 279 + Zub
1.6 i	62	09/00→08/06				
1.7 DTI 16V	55	04/01→08/06				











	kw				!#		
<b>VAUXHALL - ASTRAVAN Mk IV (G) (T98) 08/98→08/06</b>							
 <b>Seilzug, Feststellbremse</b>							
1.6 i	55	08/98→09/00	←	↑; 42000001→; Scheibenbremse	1	24.3727-0748.2 580748	L= 279 + Zub
1.6 i	62	09/00→08/06	←	↑; → 22006460; Scheibenbremse	1	24.3727-0748.2 580748	L= 279 + Zub
1.7 DTI 16V	55	04/01→08/06	←	↑; 22006461→ 38999999; Scheibenbremse	1	24.3727-0748.2 580748	L= 279 + Zub
			→	↓; Trommelbremse	2	24.3727-0746.2 580746	L= 182 + Zub
			→	↓; Trommelbremse	1	24.3727-0747.2 580747	L= 1.252 L2= 1.252 + Zub
			→	↓; → 22006460; Scheibenbremse	1	24.3727-0752.2 580752	L= 1.593 L2= 1.593 + Zub
			→	↓; 22006461→ 38999999; Scheibenbremse	1	24.3727-0753.2 580753	L= 1.592 L2= 1.592 + Zub
			→	↓; 42000001→; Scheibenbremse	1	24.3727-0783.2 580783	L= 1.587 L2= 1.587 + Zub
1.7 CDTI	59	04/04→08/06	←	↑; 42000001→; Scheibenbremse	1	24.3727-0748.2 580748	L= 279 + Zub
			←	↑; → 38999999; Scheibenbremse	1	24.3727-0748.2 580748	L= 279 + Zub
			→	↓; → 38999999; Scheibenbremse	1	24.3727-0753.2 580753	L= 1.592 L2= 1.592 + Zub
			→	↓; 42000001→; Scheibenbremse	1	24.3727-0783.2 580783	L= 1.587 L2= 1.587 + Zub
1.7 TD	50	08/98→08/06	←	↑; Trommelbremse	1	24.3727-0748.2 580748	L= 279 + Zub
			←	↑; Scheibenbremse	1	24.3727-0748.2 580748	L= 279 + Zub
			→	↓; Trommelbremse	2	24.3727-0746.2 580746	L= 182 + Zub
			→	↓; Trommelbremse	1	24.3727-0747.2 580747	L= 1.252 L2= 1.252 + Zub
			→	↓; Scheibenbremse	1	24.3727-0752.2 580752	L= 1.593 L2= 1.593 + Zub
2.0 DI	60	08/98→08/06	←	↑; 42000001→; Scheibenbremse	1	24.3727-0748.2 580748	L= 279 + Zub
2.0 DTI	74	04/04→08/06	←	↑; → 22006460; Scheibenbremse	1	24.3727-0748.2 580748	L= 279 + Zub
			←	↑; 22006461→ 38999999; Scheibenbremse	1	24.3727-0748.2 580748	L= 279 + Zub
			→	↓; → 22006460; Scheibenbremse	1	24.3727-0752.2 580752	L= 1.593 L2= 1.593 + Zub
			→	↓; 22006461→ 38999999; Scheibenbremse	1	24.3727-0753.2 580753	L= 1.592 L2= 1.592 + Zub
			→	↓; 42000001→; Scheibenbremse	1	24.3727-0783.2 580783	L= 1.587 L2= 1.587 + Zub
<b>VAUXHALL - ASTRAVAN Mk V (H) (A04) 03/05→</b>							
 <b>Radbremszylinder</b>							
1.4 i	66	03/05→	→	08/06→ 11/10		24.3219-1755.3 020508	Ø 19,05 ALU
1.6	76	03/05→	→	→ 07/06		24.3220-1719.3 020448	Ø 20,64 ALU
1.7 CDTI	74	03/05→11/11	→			24.3220-1719.3 020448	Ø 20,64 ALU
1.7 CDTi	59	03/05→07/06	→			24.3220-1719.3 020448	Ø 20,64 ALU
<b>Zubehörsatz, Bremsbacken</b>							
1.4 i	66	03/05→	→	→ 07/06		03.0137-9215.2 669215	
1.6	76	03/05→	→	08/06→ 11/10		03.0137-9309.2 669309	AP
1.7 CDTI	74	03/05→11/11	→			03.0137-9215.2 669215	
1.7 CDTi	59	03/05→07/06	→			03.0137-9215.2 669215	
 <b>Bremstrommel</b>							
1.4 i	66	03/05→	→	→ 11/10		24.0223-0021.1 480186	Ø 230,0 x 50 / 231
1.6	76	03/05→	→			24.0223-0021.1 480186	Ø 230,0 x 50 / 231
1.7 CDTI	74	03/05→11/11	→			24.0223-0021.1 480186	Ø 230,0 x 50 / 231
1.7 CDTi	59	03/05→07/06	→			24.0223-0021.1 480186	Ø 230,0 x 50 / 231
 <b>Bremsbackensatz</b>							
1.4 i	66	03/05→	→	→ 07/06		03.0137-0424.2 650424	Ø 230 x 42 + HEB
1.6	76	03/05→	→			03.0520-8720.3 698720	Ø 230 x 42 Ø 20,64 + RZ / + Zub TopKit
1.7 CDTI	74	03/05→11/11	→	08/06→ 11/10		03.0137-0520.2 650520	AP Ø 230 x 43 + HEB
			→			03.0520-8319.3 698319	AP Ø 230 x 43 Ø 19,05 + RZ / + Zub TopKit
1.7 CDTi	59	03/05→07/06	→			03.0137-0424.2 650424	Ø 230 x 42 + HEB
			→			03.0520-8720.3 698720	Ø 230 x 42 Ø 20,64 + RZ / + Zub TopKit
 <b>Seilzug, Feststellbremse</b>							
1.3 CDTi	66	08/05→	→	↓; → 11/10; Scheibenbremse	1	24.3727-0785.2 580785	L= 1.735 L2= 1.760 + Zub
1.9 CDTi	88	03/05→11/11	→				
1.9 CDTi	110	03/05→11/11	→				
1.4 i	66	03/05→	→	↓; → 11/10; Trommelbremse	2	24.3727-0746.2 580746	L= 182 + Zub
1.6	76	03/05→	→				
↓							







	kw				!#		
<b>VAUXHALL - ASTRAVAN Mk V (H) (A04) 03/05→</b>							
 <b>Seilzug, Feststellbremse</b>							
1.7 CDTi	74	03/05→11/11	➔	☒; → 11/10; Trommelbremse	1	24.3727-0770.2 580770	L= 1.295 L2= 1.328 + Zub
			➔	☒; → 11/10; Scheibenbremse	1	24.3727-0785.2 580785	L= 1.735 L2= 1.760 + Zub
1.7 CDTi	59	03/05→07/06	➔	☒; Trommelbremse	2	24.3727-0746.2 580746	L= 182 + Zub
			➔	☒; Trommelbremse	1	24.3727-0770.2 580770	L= 1.295 L2= 1.328 + Zub
			➔	☒; Scheibenbremse	1	24.3727-0785.2 580785	L= 1.735 L2= 1.760 + Zub
<b>VAUXHALL - BRAVA Pick-up (TF0, TF1) 12/88→12/02</b>							
 <b>Radbremszylinder</b>							
2.2 D (TFR52)	39	12/88→09/96	➔	01/92→ 08/96		24.3225-1702.3 020425	Ø 25,4 GG
2.2 D 4x4 (TFS52)	39	12/88→09/96	➔	09/90→ 08/96		24.3225-1702.3 020425	Ø 25,4 GG
2.3 (TFR16)	72	08/94→09/96	➔	→ 08/96		24.3225-1702.3 020425	Ø 25,4 GG
2.3 4x4 (TFS16)	72	08/94→09/96					
2.5 TD (TFR54)	56	07/94→12/02					
2.5 TD 4x4 (TFS54)	56	07/94→12/02					
2.5 DTi	74	08/01→12/02	➔			24.3225-1702.3 020425	Ø 25,4 GG
2.5 DTi 4x4	74	08/01→12/02					
 <b>Bremsbackensatz</b>							
2.5 DTi 4x4	74	08/01→12/02	➔			03.0137-0445.2 650445	Ø 294 x 47 - HEB
<b>VAUXHALL - CALIBRA (C89) 06/90→07/97</b>							
 <b>Bremsbackensatz, Feststellbremse</b>							
2.0 i	85	06/90→07/97	➔			03.0137-0172.2 650172	Ø 160 x 25
2.0 i 16V	100	06/90→07/97					
2.0 i 16V 4x4	100	02/94→07/97					
2.0 i 4x4	85	06/90→07/97					
2.0 i Turbo 4x4	150	03/92→07/97					
2.5 i V6	125	04/93→07/97					
<b>Zubehörsatz, Feststellbremsbacken</b>							
2.0 i	85	06/90→07/97	➔			03.0137-9092.2 669092	
2.0 i 16V	100	06/90→07/97					
2.0 i 16V 4x4	100	02/94→07/97					
2.0 i 4x4	85	06/90→07/97					
2.0 i Turbo 4x4	150	03/92→07/97					
2.5 i V6	125	04/93→07/97	➔			03.0137-9243.2 669243	
 <b>Seilzug, Feststellbremse</b>							
2.0 i	85	06/90→07/97	➔	☒; Scheibenbremse	1	24.3727-0736.2 580736	L= 1.365 L2= 1.498 + Zub
2.0 i 16V	100	06/90→07/97					
2.0 i 16V 4x4	100	02/94→07/97					
2.0 i 4x4	85	06/90→07/97					
2.0 i Turbo 4x4	150	03/92→07/97					
2.5 i V6	125	04/93→07/97					
<b>VAUXHALL - COMBO Mk I (B) (S93) 07/94→10/01</b>							
 <b>Radbremszylinder</b>							
1.4	44	07/94→10/01	➔	→ 09/00		24.3219-1111.3 020194	TRW Ø 19,05 GG
1.4 16V	66	08/99→10/01					
1.7 D	44	07/94→10/01					
<b>Zubehörsatz, Bremsbacken</b>							
1.4	44	07/94→10/01	➔	→ 09/00		03.0137-9053.2 669053	TRW
1.4 16V	66	08/99→10/01					
1.7 D	44	07/94→10/01					
 <b>Bremstrommel</b>							
1.4	44	07/94→10/01	➔	→ 09/00		24.0223-0008.2 480038	Ø 230,0 x 60 / 231
1.4 16V	66	08/99→10/01					
1.7 D	44	07/94→10/01					
 <b>Bremsbackensatz</b>							
1.4	44	07/94→10/01	➔	→ 09/00		03.0137-0167.2 650167	TRW Ø 230 x 51 + HEB
1.4 16V	66	08/99→10/01				03.0520-5819.3 695819	TRW Ø 230 x 51 Ø 19,05 + RZ / + Zub TopKit
1.7 D	44	07/94→10/01					
 <b>Seilzug, Feststellbremse</b>							
1.4	44	07/94→10/01	➔	☒; → 09/00; Trommelbremse	1	24.3727-0759.2 580759	L= 1.659 L2= 1.521
1.4 16V	66	08/99→10/01					
1.7 D	44	07/94→10/01					











	kw				!#		
<b>VAUXHALL - COMBO Mk II (C) Kasten/Kombi (F25) 09/01→02/12</b>							
<b> Radbremszylinder</b>							
1.3 CDTI 16V	51	09/04→02/12	➔	→ 10/11		24.3219-1715.3 020122	Ø 19,05 ALU
1.3 CDTI 16V	55	10/05→11/11					
1.4 i 16V	66	01/04→11/11					
1.6	64	10/01→11/11					
1.6 CNG 16V	69	06/06→02/12					
1.6 CNG 16V	71	04/05→02/12					
1.7 CDTI 16V	74	12/04→11/11					
1.7 DTI 16V	55	10/01→11/11					
1.4 16V	66	10/01→05/07	➔			24.3219-1715.3 020122	Ø 19,05 ALU
1.6	62	09/01→10/04	➔	10/01→		24.3219-1715.3 020122	Ø 19,05 ALU
1.7 DI 16V	48	09/01→11/11	➔	10/01→ 10/11		24.3219-1715.3 020122	Ø 19,05 ALU
<b>Zubehörsatz, Bremsbacken</b>							
1.3 CDTI 16V	51	09/04→02/12	➔	→ 10/11		03.0137-9215.2 669215	
1.3 CDTI 16V	55	10/05→11/11					
1.4 i 16V	66	01/04→11/11					
1.6	64	10/01→11/11					
1.6 CNG 16V	69	06/06→02/12					
1.6 CNG 16V	71	04/05→02/12					
1.7 CDTI 16V	74	12/04→11/11					
1.7 DTI 16V	55	10/01→11/11					
1.4 16V	66	10/01→05/07	➔			03.0137-9215.2 669215	
1.6	62	09/01→10/04	➔	10/01→		03.0137-9215.2 669215	
1.7 DI 16V	48	09/01→11/11	➔	10/01→ 10/11		03.0137-9215.2 669215	
<b> Bremstrommel</b>							
1.3 CDTI 16V	51	09/04→02/12	➔	→ 36999999		24.0223-0013.2 480061	Ø 230,0 x 50 / 231
1.3 CDTI 16V	55	10/05→11/11					
1.4 i 16V	66	01/04→11/11	➔	43000001→; → 10/11		24.0223-0021.1 480186	Ø 230,0 x 50 / 231
1.6	64	10/01→11/11					
1.6 CNG 16V	69	06/06→02/12					
1.6 CNG 16V	71	04/05→02/12					
1.7 CDTI 16V	74	12/04→11/11					
1.7 DTI 16V	55	10/01→11/11					
1.4 16V	66	10/01→05/07	➔	→ 36999999		24.0223-0013.2 480061	Ø 230,0 x 50 / 231
			➔	43000001→		24.0223-0021.1 480186	Ø 230,0 x 50 / 231
1.6	62	09/01→10/04	➔	10/01→; → 36999999		24.0223-0013.2 480061	Ø 230,0 x 50 / 231
			➔	43000001→		24.0223-0021.1 480186	Ø 230,0 x 50 / 231
1.7 DI 16V	48	09/01→11/11	➔	10/01→; → 36999999		24.0223-0013.2 480061	Ø 230,0 x 50 / 231
			➔	43000001→; → 10/11		24.0223-0021.1 480186	Ø 230,0 x 50 / 231
<b> Bremsbackensatz</b>							
1.3 CDTI 16V	51	09/04→02/12	➔	→ 10/11		03.0137-0424.2 650424	Ø 230 x 42 + HEB
1.3 CDTI 16V	55	10/05→11/11				03.0520-6019.3 696019	Ø 230 x 42 Ø 19,05 + RZ / + Zub TopKit
1.4 i 16V	66	01/04→11/11					
1.6	64	10/01→11/11					
1.6 CNG 16V	69	06/06→02/12					
1.6 CNG 16V	71	04/05→02/12					
1.7 CDTI 16V	74	12/04→11/11					
1.7 DTI 16V	55	10/01→11/11					
1.4 16V	66	10/01→05/07	➔			03.0137-0424.2 650424	Ø 230 x 42 + HEB
						03.0520-6019.3 696019	Ø 230 x 42 Ø 19,05 + RZ / + Zub TopKit
1.6	62	09/01→10/04	➔	10/01→		03.0137-0424.2 650424	Ø 230 x 42 + HEB
						03.0520-6019.3 696019	Ø 230 x 42 Ø 19,05 + RZ / + Zub TopKit
1.7 DI 16V	48	09/01→11/11	➔	10/01→ 10/11		03.0137-0424.2 650424	Ø 230 x 42 + HEB
						03.0520-6019.3 696019	Ø 230 x 42 Ø 19,05 + RZ / + Zub TopKit
<b> Seilzug, Feststellbremse</b>							
1.3 CDTI 16V	51	09/04→02/12	←	⬆; → 10/11	1	24.3727-0767.2 580767	L= 445
1.3 CDTI 16V	55	10/05→11/11					
1.4 i 16V	66	01/04→11/11	➔	⬇; → 10/11	2	24.3727-0746.2 580746	L= 182 + Zub
1.6	64	10/01→11/11	➔				
1.6 CNG 16V	69	06/06→02/12	➔	⬇; → 10/11; Trommelbremse	1	24.3727-0761.2 580761	L= 1.235 L2= 1.235
1.6 CNG 16V	71	04/05→02/12					
1.7 CDTI 16V	74	12/04→11/11					
1.7 DTI 16V	55	10/01→11/11					
1.4 16V	66	10/01→05/07	←	⬆	1	24.3727-0767.2 580767	L= 445
			➔	⬇	2	24.3727-0746.2 580746	L= 182 + Zub
↓							

	kw				!#		
<b>VAUXHALL - COMBO Mk II (C) Kasten/Kombi (F25) 09/01→02/12</b>							
 <b>Seilzug, Feststellbremse</b>							
1.4 16V	66	10/01→05/07	➡	☑; Trommelbremse	1	24.3727-0761.2 580761	L= 1.235 L2= 1.235
1.6	62	09/01→10/04	⬅	☑; 10/01→	1	24.3727-0767.2 580767	L= 445
			➡	☑; 10/01→	2	24.3727-0746.2 580746	L= 182 + Zub
			➡	☑; 10/01→; Trommelbremse	1	24.3727-0761.2 580761	L= 1.235 L2= 1.235
1.7 DI 16V	48	09/01→11/11	⬅	☑; 10/01→ 10/11	1	24.3727-0767.2 580767	L= 445
			➡	☑; 10/01→ 10/11	2	24.3727-0746.2 580746	L= 182 + Zub
			➡	☑; 10/01→ 10/11; Trommelbremse	1	24.3727-0761.2 580761	L= 1.235 L2= 1.235
<b>VAUXHALL - COMBO Mk III (D) Kasten/Kombi (X12) 11/11→</b>							
 <b>Radbremszylinder</b>							
1.3 CDTi	66	11/11→	➡	kurzer Radstand		24.3220-1728.3 020509	Ø 20,64 ALU
1.3 CDTi	70	03/16→					
1.6 CDTi	66	11/11→	➡	für erhöhte Nutzlast		24.3225-1704.3 020541	Ø 25,4 ALU
1.6 CDTi	74	11/11→					
1.6 CDTi	77	11/11→					
1.4	70	11/11→	➡			24.3225-1704.3 020541	Ø 25,4 ALU
2.0 CDTi	99	11/11→					
<b>Zubehörsatz, Bremsbacken</b>							
1.3 CDTi	66	11/11→	➡	kurzer Radstand		03.0137-9296.2 669296	
1.3 CDTi	70	03/16→					
1.6 CDTi	66	11/11→	➡	langer Radstand		03.0137-9309.2 669309	AP
1.6 CDTi	74	11/11→					
1.6 CDTi	77	11/11→					
1.4	70	11/11→	➡			03.0137-9309.2 669309	AP
2.0 CDTi	99	11/11→					
 <b>Bremsbackensatz</b>							
1.3 CDTi	66	11/11→	➡	kurzer Radstand		03.0137-0457.2 650457	AP Ø 228 x 42 + HEB
1.3 CDTi	70	03/16→					
1.6 CDTi	66	11/11→	➡	langer Radstand		03.0137-0505.2 650505	AP Ø 254 x 57 + HEB
1.6 CDTi	74	11/11→					
1.6 CDTi	77	11/11→					
1.4	70	11/11→	➡			03.0137-0505.2 650505	AP Ø 254 x 57 + HEB
2.0 CDTi	99	11/11→					
<b>VAUXHALL - COMBO TOUR Mk II (C) (F25) 09/01→02/12</b>							
 <b>Radbremszylinder</b>							
1.3 CDTi 16V	51	09/04→09/06	➡			24.3219-1715.3 020122	Ø 19,05 ALU
1.4	66	10/04→09/10					
1.6	64	10/01→06/04					
1.6 CNG	69	06/06→09/10					
1.7 CDTi 16V	74	12/04→09/10					
1.3 CDTi 16V	55	07/06→02/12	➡	→ 10/11		24.3219-1715.3 020122	Ø 19,05 ALU
1.6 CNG	71	04/05→02/12					
1.7 DTi 16V	55	10/01→02/12					
1.7 DI 16V	48	09/01→06/04	➡	10/01→		24.3219-1715.3 020122	Ø 19,05 ALU
<b>Zubehörsatz, Bremsbacken</b>							
1.3 CDTi 16V	51	09/04→09/06	➡			03.0137-9215.2 669215	
1.4	66	10/04→09/10					
1.6	64	10/01→06/04					
1.6 CNG	69	06/06→09/10					
1.7 CDTi 16V	74	12/04→09/10					
1.3 CDTi 16V	55	07/06→02/12	➡	→ 10/11		03.0137-9215.2 669215	
1.6 CNG	71	04/05→02/12					
1.7 DTi 16V	55	10/01→02/12					
1.7 DI 16V	48	09/01→06/04	➡	10/01→		03.0137-9215.2 669215	
 <b>Bremstrommel</b>							
1.3 CDTi 16V	51	09/04→09/06	➡	→ 36999999		24.0223-0013.2 480061	Ø 230,0 x 50 / 231
1.4	66	10/04→09/10					
1.6	64	10/01→06/04	➡	43000001→		24.0223-0021.1 480186	Ø 230,0 x 50 / 231
1.6 CNG	69	06/06→09/10					
1.7 CDTi 16V	74	12/04→09/10					
1.3 CDTi 16V	55	07/06→02/12	➡	→ 36999999		24.0223-0013.2 480061	Ø 230,0 x 50 / 231
1.6 CNG	71	04/05→02/12					
1.7 DTi 16V	55	10/01→02/12	➡	43000001→; → 10/11		24.0223-0021.1 480186	Ø 230,0 x 50 / 231
1.7 DI 16V	48	09/01→06/04	➡	10/01→; → 36999999		24.0223-0013.2 480061	Ø 230,0 x 50 / 231
			➡	43000001→		24.0223-0021.1 480186	Ø 230,0 x 50 / 231
↓							













	kw				!#		
<b>VAUXHALL - COMBO TOUR Mk II (C) (F25) 09/01→02/12</b>							
<b> Bremsbackensatz</b>							
1.3 CDTI 16V	51	09/04→09/06	➔			<b>03.0137-0424.2 650424</b>	Ø 230 x 42 + HEB
1.4	66	10/04→09/10				<b>03.0520-6019.3 696019</b>	Ø 230 x 42 Ø 19,05 + RZ / + Zub TopKit
1.6	64	10/01→06/04					
1.6 CNG	69	06/06→09/10					
1.7 CDTI 16V	74	12/04→09/10					
1.3 CDTI 16V	55	07/06→02/12	➔	→ 10/11		<b>03.0137-0424.2 650424</b>	Ø 230 x 42 + HEB
1.6 CNG	71	04/05→02/12				<b>03.0520-6019.3 696019</b>	Ø 230 x 42 Ø 19,05 + RZ / + Zub TopKit
1.7 DTI 16V	55	10/01→02/12					
1.7 DI 16V	48	09/01→06/04	➔	10/01→		<b>03.0137-0424.2 650424</b>	Ø 230 x 42 + HEB
						<b>03.0520-6019.3 696019</b>	Ø 230 x 42 Ø 19,05 + RZ / + Zub TopKit
<b> Seilzug, Feststellbremse</b>							
1.3 CDTI 16V	51	09/04→09/06	←	☒	1	<b>24.3727-0767.2 580767</b>	L= 445
1.4	66	10/04→09/10					
1.6	64	10/01→06/04	➔	☒	2	<b>24.3727-0746.2 580746</b>	L= 182 + Zub
1.6 CNG	69	06/06→09/10	➔				
1.7 CDTI 16V	74	12/04→09/10	➔	☒; Trommelbremse	1	<b>24.3727-0761.2 580761</b>	L= 1.235 L2= 1.235
1.3 CDTI 16V	55	07/06→02/12	←	☒; → 10/11	1	<b>24.3727-0767.2 580767</b>	L= 445
1.6 CNG	71	04/05→02/12	➔	☒; → 10/11	2	<b>24.3727-0746.2 580746</b>	L= 182 + Zub
1.7 DTI 16V	55	10/01→02/12	➔	☒; → 10/11; Trommelbremse	1	<b>24.3727-0761.2 580761</b>	L= 1.235 L2= 1.235
1.7 DI 16V	48	09/01→06/04	←	☒; 10/01→	1	<b>24.3727-0767.2 580767</b>	L= 445
			➔	☒; 10/01→	2	<b>24.3727-0746.2 580746</b>	L= 182 + Zub
			➔	☒; 10/01→; Trommelbremse	1	<b>24.3727-0761.2 580761</b>	L= 1.235 L2= 1.235
<b>VAUXHALL - CORSA Mk I (B) (S93) 12/92→09/00</b>							
<b> Radbremszylinder</b>							
1.0 i 12V	40	11/96→09/00	➔			<b>24.3219-1715.3 020122</b>	Ø 19,05 ALU
1.4 i	44	03/93→09/00				<b>24.3219-1767.3 020552</b>	Ø 19,05 GG
1.4 i 16V	66	09/94→09/00					
1.4 i S	60	03/93→09/00					
1.5 TD	49	03/93→10/96					
1.6 i 16V	78	09/94→09/00					
1.7 D	44	02/96→09/00					
1.2 i	33	03/93→09/00	➔			<b>24.3219-1715.3 020122</b>	Ø 19,05 ALU
			➔	04/98→		<b>24.3219-1715.3 020122</b>	Ø 19,05 ALU
						<b>24.3219-1767.3 020552</b>	Ø 19,05 GG
1.2 i 16V	48	03/98→09/00	➔	04/98→		<b>24.3219-1715.3 020122</b>	Ø 19,05 ALU
						<b>24.3219-1767.3 020552</b>	Ø 19,05 GG
1.5 D	37	12/92→12/96	➔	03/93→		<b>24.3219-1715.3 020122</b>	Ø 19,05 ALU
						<b>24.3219-1767.3 020552</b>	Ø 19,05 GG
1.6 GSI 16V	80	03/93→09/00	➔	09/93→		<b>24.3219-1715.3 020122</b>	Ø 19,05 ALU
						<b>24.3219-1767.3 020552</b>	Ø 19,05 GG
<b>Zubehörsatz, Bremsbacken</b>							
1.0 i 12V	40	11/96→09/00	➔			<b>03.0137-9166.2 669166</b>	
1.4 i	44	03/93→09/00					
1.4 i 16V	66	09/94→09/00					
1.4 i S	60	03/93→09/00					
1.5 TD	49	03/93→10/96					
1.6 i 16V	78	09/94→09/00					
1.7 D	44	02/96→09/00					
1.2 i	33	03/93→09/00	➔			<b>03.0137-9166.2 669166</b>	
			➔	04/98→		<b>03.0137-9166.2 669166</b>	
1.2 i 16V	48	03/98→09/00	➔	04/98→		<b>03.0137-9166.2 669166</b>	
1.5 D	37	12/92→12/96	➔	03/93→		<b>03.0137-9166.2 669166</b>	
1.6 GSI 16V	80	03/93→09/00	➔	09/93→		<b>03.0137-9166.2 669166</b>	
<b> Bremstrommel</b>							
1.0 i 12V	40	11/96→09/00	➔	- ABS		<b>24.0220-0012.1 480017</b>	Ø 200,0 x 35 / 201 - RLG
1.4 i	44	03/93→09/00				<b>24.0220-0712.2 480208</b>	Ø 200,0 x 35 / 201 + RLG
1.4 i 16V	66	09/94→09/00					
1.4 i S	60	03/93→09/00	➔	+ ABS		<b>24.0220-0033.2 480132</b>	Ø 200,0 x 35 / 201 - RLG / + ABS Ring
1.5 TD	49	03/93→10/96					
1.6 i 16V	78	09/94→09/00					
1.7 D	44	02/96→09/00					
1.2 i	33	03/93→09/00	➔	04/98→; - ABS		<b>24.0220-0012.1 480017</b>	Ø 200,0 x 35 / 201 - RLG
↓							












	kw				!#		
<b>VAUXHALL - CORSA Mk I (B) (S93) 12/92→09/00</b>							
<b>Bremstrommel</b>							
1.2 i	33	03/93→09/00	➡	04/98→; - ABS	24.0220-0712.2	480208	Ø 200,0 x 35 / 201 + RLG
			➡	- ABS	24.0220-0012.1	480017	Ø 200,0 x 35 / 201 - RLG
			➡	+ ABS	24.0220-0712.2	480208	Ø 200,0 x 35 / 201 + RLG
			➡	04/98→; + ABS	24.0220-0033.2	480132	Ø 200,0 x 35 / 201 - RLG / + ABS Ring
1.2 i 16V	48	03/98→09/00	➡	04/98→; - ABS	24.0220-0012.1	480017	Ø 200,0 x 35 / 201 - RLG
			➡	04/98→; + ABS	24.0220-0712.2	480208	Ø 200,0 x 35 / 201 + RLG
1.5 D	37	12/92→12/96	➡	03/93→; - ABS	24.0220-0012.1	480017	Ø 200,0 x 35 / 201 - RLG
			➡	03/93→; + ABS	24.0220-0712.2	480208	Ø 200,0 x 35 / 201 + RLG
1.6 GSI 16V	80	03/93→09/00	➡	09/93→; - ABS	24.0220-0012.1	480017	Ø 200,0 x 35 / 201 - RLG
			➡	09/93→; + ABS	24.0220-0712.2	480208	Ø 200,0 x 35 / 201 + RLG
<b>Bremsbackensatz</b>							
1.0 i 12V	40	11/96→09/00	➡		03.0137-0266.2	650266	Ø 200 x 29 + HEB
1.4 i	44	03/93→09/00			03.0420-1019.3	681019	TRW Ø 200 x 29 Ø 19,05 + RZ / + Zub Kit
1.4 i 16V	66	09/94→09/00					
1.4 i S	60	03/93→09/00			03.0520-1019.3	691019	TRW Ø 200 x 29 Ø 19,05 + RZ / + Zub TopKit
1.5 TD	49	03/93→10/96					
1.6 i 16V	78	09/94→09/00					
1.7 D	44	02/96→09/00					
1.2 i	33	03/93→09/00	➡		03.0137-0266.2	650266	Ø 200 x 29 + HEB
					03.0420-1019.3	681019	TRW Ø 200 x 29 Ø 19,05 + RZ / + Zub Kit
					03.0520-1019.3	691019	TRW Ø 200 x 29 Ø 19,05 + RZ / + Zub TopKit
			➡	04/98→	03.0137-0266.2	650266	Ø 200 x 29 + HEB
					03.0420-1019.3	681019	TRW Ø 200 x 29 Ø 19,05 + RZ / + Zub Kit
					03.0520-1019.3	691019	TRW Ø 200 x 29 Ø 19,05 + RZ / + Zub TopKit
1.2 i 16V	48	03/98→09/00	➡	04/98→	03.0137-0266.2	650266	Ø 200 x 29 + HEB
					03.0420-1019.3	681019	TRW Ø 200 x 29 Ø 19,05 + RZ / + Zub Kit
					03.0520-1019.3	691019	TRW Ø 200 x 29 Ø 19,05 + RZ / + Zub TopKit
1.5 D	37	12/92→12/96	➡	03/93→	03.0137-0266.2	650266	Ø 200 x 29 + HEB
					03.0420-1019.3	681019	TRW Ø 200 x 29 Ø 19,05 + RZ / + Zub Kit
					03.0520-1019.3	691019	TRW Ø 200 x 29 Ø 19,05 + RZ / + Zub TopKit
1.6 GSI 16V	80	03/93→09/00	➡	09/93→	03.0137-0266.2	650266	Ø 200 x 29 + HEB
					03.0420-1019.3	681019	TRW Ø 200 x 29 Ø 19,05 + RZ / + Zub Kit
					03.0520-1019.3	691019	TRW Ø 200 x 29 Ø 19,05 + RZ / + Zub TopKit
<b>Seilzug, Feststellbremse</b>							
1.0 i 12V	40	11/96→09/00	➡	☐; Trommelbremse	24.3727-0743.2	580743	L= 1.373 + Zub
1.4 i	44	03/93→09/00					
1.4 i 16V	66	09/94→09/00	➡	☐; Trommelbremse	24.3727-0744.2	580744	L= 1.078 + Zub
1.4 i S	60	03/93→09/00					
1.5 TD	49	03/93→10/96					
1.6 i 16V	78	09/94→09/00					
1.7 D	44	02/96→09/00					
1.2 i	33	03/93→09/00	➡	☐; Trommelbremse	24.3727-0743.2	580743	L= 1.373 + Zub
			➡	☐; 04/98→; Trommelbremse	24.3727-0743.2	580743	L= 1.373 + Zub
			➡	☐; 04/98→; Trommelbremse	24.3727-0744.2	580744	L= 1.078 + Zub
			➡	☐; Trommelbremse	24.3727-0744.2	580744	L= 1.078 + Zub
1.2 i 16V	48	03/98→09/00	➡	☐; 04/98→; Trommelbremse	24.3727-0743.2	580743	L= 1.373 + Zub
			➡	☐; 04/98→; Trommelbremse	24.3727-0744.2	580744	L= 1.078 + Zub
↓							

	kw				!#		
<b>VAUXHALL - CORSA Mk I (B) (S93) 12/92→09/00</b>							
 <b>Seilzug, Feststellbremse</b>							
1.5 D	37	12/92→12/96	➡	☐; 03/93→; Trommelbremse		24.3727-0743.2 580743	L= 1.373 + Zub
			➡	☐; 03/93→; Trommelbremse		24.3727-0744.2 580744	L= 1.078 + Zub
1.6 GSI 16V	80	03/93→09/00	➡	☐; 09/93→; Trommelbremse		24.3727-0743.2 580743	L= 1.373 + Zub
			➡	☐; 09/93→; Trommelbremse		24.3727-0744.2 580744	L= 1.078 + Zub
<b>VAUXHALL - CORSA Mk II (C) (X01) 08/00→10/06</b>							
 <b>Radbremszylinder</b>							
1.0 12V (F08, F68)	43	09/00→10/03	➡			24.3219-1715.3 020122	Ø 19,05 ALU
1.0 12V (F08, F68)	44	11/03→10/06	➡	→ 09/06		24.3219-1715.3 020122	Ø 19,05 ALU
1.2 16V (F08, F68)	55	09/00→10/06					
1.2 16V Dualfuel (F08)	55	08/01→10/06					
1.2 Twinport (F08, F68)	59	07/04→10/06					
1.4 16V (F08, F68)	66	09/00→10/06					
1.4 Twinport (F08, F68)	66	06/03→10/06					
1.3 CDTI 16V (F08, F68)	52	08/00→09/06	➡	06/03→		24.3219-1715.3 020122	Ø 19,05 ALU
1.7 CDTI 16V (F08, F68)	74	08/00→09/06	➡	06/03→		24.3220-1719.3 020448	Ø 20,64 ALU
1.7 DI 16V (F08, F68)	48	08/00→09/06	➡	09/00→		24.3219-1715.3 020122	Ø 19,05 ALU
1.7 DTI 16V (F08, F68)	55	08/00→09/06					
<b>Zubehörsatz, Bremsbacken</b>							
1.0 12V (F08, F68)	43	09/00→10/03	➡	- ABS		03.0137-9166.2 669166	
			➡	+ ABS		03.0137-9167.2 669167	
1.0 12V (F08, F68)	44	11/03→10/06	➡	- ABS; → 09/06		03.0137-9166.2 669166	
1.2 16V (F08, F68)	55	09/00→10/06					
1.2 16V Dualfuel (F08)	55	08/01→10/06	➡	+ ABS; → 09/06		03.0137-9167.2 669167	
1.2 Twinport (F08, F68)	59	07/04→10/06					
1.4 16V (F08, F68)	66	09/00→10/06					
1.4 Twinport (F08, F68)	66	06/03→10/06					
1.3 CDTI 16V (F08, F68)	52	08/00→09/06	➡	06/03→; - ABS		03.0137-9166.2 669166	
1.7 CDTI 16V (F08, F68)	74	08/00→09/06	➡	06/03→; + ABS		03.0137-9167.2 669167	
1.7 DI 16V (F08, F68)	48	08/00→09/06	➡	09/00→; - ABS		03.0137-9166.2 669166	
1.7 DTI 16V (F08, F68)	55	08/00→09/06	➡	09/00→; + ABS		03.0137-9167.2 669167	
 <b>Bremstrommel</b>							
1.0 12V (F08, F68)	43	09/00→10/03	➡	+ ABS		24.0220-0038.1 480162	Ø 200,0 x 54 / 201 - RLG / - ABS Ring
						24.0220-0738.2 480214	Ø 200,0 x 54 / 201 + RLG / - ABS Ring
			➡	- ABS		24.0220-0039.1 480163	Ø 200,0 x 35 / 201 - RLG / - ABS Ring
1.0 12V (F08, F68)	44	11/03→10/06	➡	+ ABS; → 09/06		24.0220-0038.1 480162	Ø 200,0 x 54 / 201 - RLG / - ABS Ring
1.2 16V (F08, F68)	55	09/00→10/06					
1.2 16V Dualfuel (F08)	55	08/01→10/06				24.0220-0738.2 480214	Ø 200,0 x 54 / 201 + RLG / - ABS Ring
1.2 Twinport (F08, F68)	59	07/04→10/06					
1.4 16V (F08, F68)	66	09/00→10/06					
1.4 Twinport (F08, F68)	66	06/03→10/06	➡	- ABS; → 09/06		24.0220-0039.1 480163	Ø 200,0 x 35 / 201 - RLG / - ABS Ring
1.3 CDTI 16V (F08, F68)	52	08/00→09/06	➡	06/03→; + ABS		24.0220-0038.1 480162	Ø 200,0 x 54 / 201 - RLG / - ABS Ring
						24.0220-0738.2 480214	Ø 200,0 x 54 / 201 + RLG / - ABS Ring
			➡	06/03→; - ABS		24.0220-0039.1 480163	Ø 200,0 x 35 / 201 - RLG / - ABS Ring
1.7 DI 16V (F08, F68)	48	08/00→09/06	➡	09/00→; + ABS		24.0220-0038.1 480162	Ø 200,0 x 54 / 201 - RLG / - ABS Ring
1.7 DTI 16V (F08, F68)	55	08/00→09/06				24.0220-0738.2 480214	Ø 200,0 x 54 / 201 + RLG / - ABS Ring
			➡	09/00→; - ABS		24.0220-0039.1 480163	Ø 200,0 x 35 / 201 - RLG / - ABS Ring
 <b>Bremssackensatz</b>							
1.0 12V (F08, F68)	43	09/00→10/03	➡	- ABS		03.0137-0395.2 650395	Ø 200 x 29 + HEB
						03.0520-5119.3 695119	Ø 200 x 29 Ø 19,05 + RZ / + Zub TopKit
			➡	+ ABS		03.0137-0396.2 650396	Ø 200 x 46 + HEB
						03.0520-5219.3 695219	Ø 200 x 46 Ø 19,05 + RZ / + Zub TopKit
1.0 12V (F08, F68)	44	11/03→10/06	➡	- ABS; → 09/06		03.0137-0395.2 650395	Ø 200 x 29 + HEB
↓							















	kw				!#		
<b>VAUXHALL - CORSA Mk II (C) (X01) 08/00→10/06</b>							
<b>Bremsbackensatz</b>							
1.2 16V (F08, F68)	55	09/00→10/06	➡	- ABS; → 09/06		<b>03.0520-5119.3 695119</b>	Ø 200 x 29 Ø 19,05 + RZ / + Zub TopKit
1.2 16V Dualfuel (F08)	55	08/01→10/06					
1.2 Twinport (F08, F68)	59	07/04→10/06					
1.4 16V (F08, F68)	66	09/00→10/06	➡	+ ABS; → 09/06		<b>03.0137-0396.2 650396</b>	Ø 200 x 46 + HEB
1.4 Twinport (F08, F68)	66	06/03→10/06				<b>03.0520-5219.3 695219</b>	Ø 200 x 46 Ø 19,05 + RZ / + Zub TopKit
1.3 CDTI 16V (F08, F68)	52	08/00→09/06	➡	06/03→; - ABS		<b>03.0137-0395.2 650395</b>	Ø 200 x 29 + HEB
						<b>03.0520-5119.3 695119</b>	Ø 200 x 29 Ø 19,05 + RZ / + Zub TopKit
			➡	06/03→; + ABS		<b>03.0137-0396.2 650396</b>	Ø 200 x 46 + HEB
						<b>03.0520-5219.3 695219</b>	Ø 200 x 46 Ø 19,05 + RZ / + Zub TopKit
1.7 CDTI 16V (F08, F68)	74	08/00→09/06	➡	06/03→; - ABS		<b>03.0137-0395.2 650395</b>	Ø 200 x 29 + HEB
			➡	06/03→; + ABS		<b>03.0137-0396.2 650396</b>	Ø 200 x 46 + HEB
1.7 DI 16V (F08, F68)	48	08/00→09/06	➡	09/00→; - ABS		<b>03.0137-0395.2 650395</b>	Ø 200 x 29 + HEB
1.7 DTI 16V (F08, F68)	55	08/00→09/06				<b>03.0520-5119.3 695119</b>	Ø 200 x 29 Ø 19,05 + RZ / + Zub TopKit
			➡	09/00→; + ABS		<b>03.0137-0396.2 650396</b>	Ø 200 x 46 + HEB
						<b>03.0520-5219.3 695219</b>	Ø 200 x 46 Ø 19,05 + RZ / + Zub TopKit
<b>Seilzug, Feststellbremse</b>							
1.0 12V (F08, F68)	43	09/00→10/03	←	⬆; Trommelbremse	1	<b>24.3727-0755.2 580755</b>	L= 330 + Zub
			➡	⬇; Trommelbremse		<b>24.3727-0749.2 580749</b>	L= 832 + Zub
			➡	⬇; Trommelbremse		<b>24.3727-0750.2 580750</b>	L= 1.095 + Zub
			➡	⬇; + ABS; Trommelbremse	2	<b>24.3727-0786.2 580786</b>	L= 217
			➡	⬇; - ABS; Trommelbremse	2	<b>24.3727-0787.2 580787</b>	L= 217
1.0 12V (F08, F68)	44	11/03→10/06	←	⬆; → 09/06; Trommelbremse	1	<b>24.3727-0755.2 580755</b>	L= 330 + Zub
1.2 16V (F08, F68)	55	09/00→10/06	➡	⬇; → 09/06; Trommelbremse		<b>24.3727-0749.2 580749</b>	L= 832 + Zub
1.2 16V Dualfuel (F08)	55	08/01→10/06	➡	⬇; → 09/06; Trommelbremse		<b>24.3727-0750.2 580750</b>	L= 1.095 + Zub
1.2 Twinport (F08, F68)	59	07/04→10/06	➡	⬇; → 09/06; + ABS; Trommelbremse	2	<b>24.3727-0786.2 580786</b>	L= 217
			➡	⬇; → 09/06; - ABS; Trommelbremse	2	<b>24.3727-0787.2 580787</b>	L= 217
1.3 CDTI 16V (F08, F68)	52	08/00→09/06	←	⬆; 06/03→; Trommelbremse	1	<b>24.3727-0755.2 580755</b>	L= 330 + Zub
1.7 CDTI 16V (F08, F68)	74	08/00→09/06	➡	⬇; 06/03→; Trommelbremse		<b>24.3727-0749.2 580749</b>	L= 832 + Zub
			➡	⬇; 06/03→; Trommelbremse		<b>24.3727-0769.2 580769</b>	L= 1.106
			➡	⬇; 06/03→; + ABS; Trommelbremse	2	<b>24.3727-0786.2 580786</b>	L= 217
			➡	⬇; 06/03→; - ABS; Trommelbremse	2	<b>24.3727-0787.2 580787</b>	L= 217
1.4 16V (F08, F68)	66	09/00→10/06	←	⬆; → 09/06; Scheibenbremse	1	<b>24.3727-0755.2 580755</b>	L= 330 + Zub
1.4 Twinport (F08, F68)	66	06/03→10/06	➡	⬇; → 09/06; Trommelbremse		<b>24.3727-0749.2 580749</b>	L= 832 + Zub
			➡	⬇; → 09/06; Scheibenbremse		<b>24.3727-0766.2 580766</b>	L= 1.143
			➡	⬇; → 09/06; Scheibenbremse		<b>24.3727-0768.2 580768</b>	L= 1.426
			➡	⬇; → 09/06; Trommelbremse		<b>24.3727-0769.2 580769</b>	L= 1.106
			➡	⬇; → 09/06; + ABS; Trommelbremse	2	<b>24.3727-0786.2 580786</b>	L= 217
			➡	⬇; → 09/06; - ABS; Trommelbremse	2	<b>24.3727-0787.2 580787</b>	L= 217
1.7 DI 16V (F08, F68)	48	08/00→09/06	←	⬆; 09/00→; Trommelbremse	1	<b>24.3727-0755.2 580755</b>	L= 330 + Zub
			➡	⬇; 09/00→; Trommelbremse		<b>24.3727-0749.2 580749</b>	L= 832 + Zub
			➡	⬇; 09/00→; Trommelbremse		<b>24.3727-0750.2 580750</b>	L= 1.095 + Zub
			➡	⬇; 09/00→; + ABS; Trommelbremse	2	<b>24.3727-0786.2 580786</b>	L= 217
			➡	⬇; 09/00→; - ABS; Trommelbremse	2	<b>24.3727-0787.2 580787</b>	L= 217
1.7 DTI 16V (F08, F68)	55	08/00→09/06	←	⬆; 09/00→; Trommelbremse	1	<b>24.3727-0755.2 580755</b>	L= 330 + Zub
			➡	⬇; 09/00→; Trommelbremse		<b>24.3727-0749.2 580749</b>	L= 832 + Zub
			➡	⬇; 09/00→; Trommelbremse		<b>24.3727-0769.2 580769</b>	L= 1.106
			➡	⬇; 09/00→; + ABS; Trommelbremse	2	<b>24.3727-0786.2 580786</b>	L= 217
			➡	⬇; 09/00→; - ABS; Trommelbremse	2	<b>24.3727-0787.2 580787</b>	L= 217
1.8 16V (F08, F68)	92	08/00→09/06	←	⬆; 09/00→; Scheibenbremse	1	<b>24.3727-0755.2 580755</b>	L= 330 + Zub
			➡	⬇; 09/00→; Trommelbremse		<b>24.3727-0749.2 580749</b>	L= 832 + Zub
			➡	⬇; 09/00→; Scheibenbremse		<b>24.3727-0766.2 580766</b>	L= 1.143
			➡	⬇; 09/00→; Scheibenbremse		<b>24.3727-0768.2 580768</b>	L= 1.426









	kw				!#		
<b>VAUXHALL - CORSA Mk II (C) (X01) 08/00→10/06</b>							
 <b>Seilzug, Feststellbremse</b>							
1.8 16V (F08, F68)	92	08/00→09/06	➔	☐; 09/00→; Trommelbremse		24.3727-0769.2 580769	L= 1.106
			➔	☑; 09/00→; + ABS; Trommelbremse	2	24.3727-0786.2 580786	L= 217
			➔	☒; 09/00→; - ABS; Trommelbremse	2	24.3727-0787.2 580787	L= 217
<b>VAUXHALL - CORSA Mk III (D) (S07) 07/06→08/14</b>							
 <b>Radbremszylinder</b>							
1.0	44	11/06→08/14	➔			24.3219-1755.3 020508	Ø 19,05 ALU
1.0 i 12V	48	06/10→08/14					
1.2	51	06/10→08/14					
1.2	59	11/06→08/14					
1.2 LPG	59	09/09→08/14					
1.2 LPG	63	08/11→08/14					
1.3 CDTI	70	06/10→08/14					
1.4	64	09/09→08/14					
1.4	74	07/10→08/14					
1.4 LPG	64	09/09→08/14					
1.2 i 16V	63	11/06→08/14	➔	06/10→		24.3219-1755.3 020508	Ø 19,05 ALU
1.3 CDTI	55	07/06→08/14	➔	10/06→		24.3219-1755.3 020508	Ø 19,05 ALU
1.3 CDTI	66	07/06→08/14					
1.4	66	07/06→08/14					
1.4 LPG	66	07/06→08/14					
<b>Zubehörsatz, Bremsbacken</b>							
1.0	44	11/06→08/14	➔			03.0137-9309.2 669309	AP
1.0 i 12V	48	06/10→08/14				03.0137-9310.2 669310	AP
1.2	51	06/10→08/14					
1.2	59	11/06→08/14					
1.2 LPG	59	09/09→08/14					
1.2 LPG	63	08/11→08/14					
1.3 CDTI	70	06/10→08/14					
1.4	64	09/09→08/14					
1.4	74	07/10→08/14					
1.4 LPG	64	09/09→08/14					
1.2 i 16V	63	11/06→08/14	➔	06/10→		03.0137-9309.2 669309	AP
						03.0137-9310.2 669310	AP
1.3 CDTI	55	07/06→08/14	➔	10/06→		03.0137-9309.2 669309	AP
1.3 CDTI	66	07/06→08/14				03.0137-9310.2 669310	AP
1.4	66	07/06→08/14					
1.4 LPG	66	07/06→08/14					
 <b>Bremstrommel</b>							
1.0	44	11/06→08/14	➔	Türenanzahl: 3		24.0220-3035.1 480300	Ø 203,0 x 45 / 204,7
1.0 i 12V	48	06/10→08/14	➔	Türenanzahl: 5		24.0222-8037.1 480302	Ø 228,3 x 48 / 230
1.2	51	06/10→08/14					
1.2	59	11/06→08/14					
1.2 LPG	59	09/09→08/14					
1.2 LPG	63	08/11→08/14					
1.2 i 16V	63	11/06→08/14	➔	06/10→; Türenanzahl: 3		24.0220-3035.1 480300	Ø 203,0 x 45 / 204,7
			➔	06/10→; Türenanzahl: 5		24.0222-8037.1 480302	Ø 228,3 x 48 / 230
1.3 CDTI	55	07/06→08/14	➔	10/06→; + ecoFlex		24.0220-3035.1 480300	Ø 203,0 x 45 / 204,7
			➔	10/06→; - ecoFlex		24.0222-8037.1 480302	Ø 228,3 x 48 / 230
1.3 CDTI	66	07/06→08/14	➔	10/06→		24.0222-8037.1 480302	Ø 228,3 x 48 / 230
1.4	66	07/06→08/14					
1.4 LPG	66	07/06→08/14					
1.3 CDTI	70	06/10→08/14	➔			24.0222-8037.1 480302	Ø 228,3 x 48 / 230
1.4	64	09/09→08/14					
1.4	74	07/10→08/14					
1.4 LPG	64	09/09→08/14					
 <b>Bremsbackensatz</b>							
1.0	44	11/06→08/14	➔	Türenanzahl: 5		03.0137-0478.2 650478	AP Ø 228 x 42 + HEB
1.0 i 12V	48	06/10→08/14				03.0520-6819.3 696819	AP Ø 228 x 42 Ø 19,05 + RZ / + Zub TopKit
1.2	51	06/10→08/14					
1.2	59	11/06→08/14					
1.2 LPG	59	09/09→08/14	➔	Türenanzahl: 3		03.0137-0479.2 650479	AP Ø 203 x 38 + HEB
1.2 LPG	63	08/11→08/14				03.0520-6719.3 696719	AP Ø 203 x 38 Ø 19,05 + RZ / + Zub TopKit
1.2 i 16V	63	11/06→08/14	➔	06/10→; Türenanzahl: 5		03.0137-0478.2 650478	AP Ø 228 x 42 + HEB
						03.0520-6819.3 696819	AP Ø 228 x 42 Ø 19,05 + RZ / + Zub TopKit
			➔	06/10→; Türenanzahl: 3		03.0137-0479.2 650479	AP Ø 203 x 38 + HEB
						03.0520-6719.3 696719	AP Ø 203 x 38 Ø 19,05 + RZ / + Zub TopKit
↓							





























	kw				!#		
<b>VAUXHALL - CORSA Mk III (D) (S07) 07/06→08/14</b>							
 <b>Bremsbackensatz</b>							
1.3 CDTi	55	07/06→08/14	➔	10/06→; Türenanzahl: 5		<b>03.0137-0478.2 650478</b>	AP Ø 228 x 42 + HEB
1.3 CDTi	66	07/06→08/14	➔	10/06→; Türenanzahl: 3		<b>03.0137-0479.2 650479</b>	AP Ø 203 x 38 + HEB
1.4	66	07/06→08/14	➔	10/06→		<b>03.0520-6819.3 696819</b>	AP Ø 228 x 42 Ø 19,05 + RZ / + Zub TopKit
1.4 LPG	66	07/06→08/14	➔				
1.3 CDTi	70	06/10→08/14	➔	Türenanzahl: 5		<b>03.0137-0478.2 650478</b>	AP Ø 228 x 42 + HEB
1.4	64	09/09→08/14	➔	Türenanzahl: 3		<b>03.0137-0479.2 650479</b>	AP Ø 203 x 38 + HEB
1.4	74	07/10→08/14	➔				
1.4 LPG	64	09/09→08/14	➔			<b>03.0520-6819.3 696819</b>	AP Ø 228 x 42 Ø 19,05 + RZ / + Zub TopKit
 <b>Seilzug, Feststellbremse</b>							
1.0	44	11/06→08/14	➔	☒; → 76064268; Türenanzahl: 3; Trommelbremse	1	<b>24.3727-0781.2 580781</b>	L= 1.477 L2= 1.462 + Zub
1.0 i 12V	48	06/10→08/14	➔				
1.2	51	06/10→08/14	➔	☒; Türenanzahl: 5; Trommelbremse	1	<b>24.3727-0782.2 580782</b>	L= 1.477 L2= 1.492 + Zub
1.2	59	11/06→08/14	➔				
1.2 LPG	59	09/09→08/14	➔				
1.2 LPG	63	08/11→08/14	➔				
1.2 i 16V	63	11/06→08/14	➔	☒; 06/10→; → 76064268; Türenanzahl: 3; Trommelbremse	1	<b>24.3727-0781.2 580781</b>	L= 1.477 L2= 1.462 + Zub
			➔	☒; 06/10→; Türenanzahl: 5; Trommelbremse	1	<b>24.3727-0782.2 580782</b>	L= 1.477 L2= 1.492 + Zub
1.3 CDTi	55	07/06→08/14	➔	☒; 10/06→; Trommelbremse	1	<b>24.3727-0782.2 580782</b>	L= 1.477 L2= 1.492 + Zub
1.3 CDTi	66	07/06→08/14	➔				
1.4	66	07/06→08/14	➔				
1.4 LPG	66	07/06→08/14	➔				
1.3 CDTi	70	06/10→08/14	➔	☒; Trommelbremse	1	<b>24.3727-0782.2 580782</b>	L= 1.477 L2= 1.492 + Zub
1.4	64	09/09→08/14	➔				
1.4	74	07/10→08/14	➔				
1.4 LPG	64	09/09→08/14	➔				
<b>VAUXHALL - CORSA Mk IV (E) (X15) 08/14→</b>							
 <b>Radbremszylinder</b>							
1.0	66	08/14→	➔	11/14→		<b>24.3219-1755.3 020508</b>	Ø 19,05 ALU
1.0	85	08/14→	➔				
1.2	51	08/14→	➔				
1.3 CDTi	55	08/14→	➔				
1.3 CDTi	70	08/14→	➔				
1.4	55	09/14→	➔				
1.4	66	08/14→	➔				
1.4	74	08/14→	➔				
1.4	110	07/15→	➔			<b>24.3219-1755.3 020508</b>	Ø 19,05 ALU
<b>Zubehörsatz, Bremsbacken</b>							
1.0	66	08/14→	➔	11/14→		<b>03.0137-9309.2 669309</b>	AP
1.0	85	08/14→	➔				
1.2	51	08/14→	➔				
1.3 CDTi	55	08/14→	➔				
1.3 CDTi	70	08/14→	➔				
1.4	55	09/14→	➔				
1.4	66	08/14→	➔				
1.4	74	08/14→	➔				
1.4	110	07/15→	➔			<b>03.0137-9309.2 669309</b>	AP
 <b>Bremsbackensatz</b>							
1.0	66	08/14→	➔	11/14→		<b>03.0137-0478.2 650478</b>	AP Ø 228 x 42 + HEB
1.0	85	08/14→	➔				
1.2	51	08/14→	➔				
1.3 CDTi	55	08/14→	➔				
1.3 CDTi	70	08/14→	➔				
1.4	55	09/14→	➔				
1.4	66	08/14→	➔				
1.4	74	08/14→	➔				
1.4	110	07/15→	➔			<b>03.0137-0478.2 650478</b>	AP Ø 228 x 42 + HEB
 <b>Seilzug, Feststellbremse</b>							
1.0	66	08/14→	➔	☒; 11/14→; Trommelbremse	1	<b>24.3727-3501.2 583501</b>	L= 1.478 L2= 1.490
1.0	85	08/14→	➔				
1.2	51	08/14→	➔				
1.3 CDTi	55	08/14→	➔				
1.3 CDTi	70	08/14→	➔				
1.4	55	09/14→	➔				
1.4	66	08/14→	➔				
1.4	74	08/14→	➔				
1.4	110	07/15→	➔	☒; Trommelbremse	1	<b>24.3727-3501.2 583501</b>	L= 1.478 L2= 1.490














	kw				!#		
<b>VAUXHALL - CORSAVAN Mk I (B) (S93) 01/94→09/00</b>							
 <b>Radbremszylinder</b>							
1.4 i	44	01/94→09/00	➔			24.3219-1715.3 020122	Ø 19,05 ALU
1.7 D	44	01/94→09/00				24.3219-1767.3 020552	Ø 19,05 GG
<b>Zubehörsatz, Bremsbacken</b>							
1.4 i	44	01/94→09/00	➔			03.0137-9166.2 669166	
1.7 D	44	01/94→09/00					
 <b>Bremstrommel</b>							
1.4 i	44	01/94→09/00	➔	- ABS		24.0220-0012.1 480017	Ø 200,0 x 35 / 201 - RLG
1.7 D	44	01/94→09/00				24.0220-0712.2 480208	Ø 200,0 x 35 / 201 + RLG
			➔	+ ABS		24.0220-0033.2 480132	Ø 200,0 x 35 / 201 - RLG / + ABS Ring
 <b>Bremsbackensatz</b>							
1.4 i	44	01/94→09/00	➔			03.0137-0266.2 650266	Ø 200 x 29 + HEB
1.7 D	44	01/94→09/00				03.0420-1019.3 681019	TRW Ø 200 x 29 Ø 19,05 + RZ / + Zub Kit
						03.0520-1019.3 691019	TRW Ø 200 x 29 Ø 19,05 + RZ / + Zub TopKit
 <b>Seilzug, Feststellbremse</b>							
1.4 i	44	01/94→09/00	➔	☐; Trommelbremse		24.3727-0743.2 580743	L= 1.373 + Zub
1.7 D	44	01/94→09/00	➔	☐; Trommelbremse		24.3727-0744.2 580744	L= 1.078 + Zub
<b>VAUXHALL - CORSAVAN Mk II (C) (X01) 09/00→06/06</b>							
 <b>Radbremszylinder</b>							
1.2 16V (F08)	55	09/00→06/06	➔			24.3219-1715.3 020122	Ø 19,05 ALU
1.2 16V Dualfuel (F08)	55	08/01→06/06					
1.3 CDTI 16V (F08)	52	04/04→06/06					
1.4 (F08)	66	11/03→06/06					
1.7 DI 16V (F08)	48	09/00→06/06					
1.7 DTI 16V (F08)	55	09/00→06/06					
<b>Zubehörsatz, Bremsbacken</b>							
1.2 16V (F08)	55	09/00→06/06	➔	- ABS		03.0137-9166.2 669166	
1.2 16V Dualfuel (F08)	55	08/01→06/06					
1.3 CDTI 16V (F08)	52	04/04→06/06	➔	+ ABS		03.0137-9167.2 669167	
1.4 (F08)	66	11/03→06/06					
1.7 DI 16V (F08)	48	09/00→06/06					
1.7 DTI 16V (F08)	55	09/00→06/06					
 <b>Bremstrommel</b>							
1.2 16V (F08)	55	09/00→06/06	➔	+ ABS		24.0220-0038.1 480162	Ø 200,0 x 54 / 201 - RLG / - ABS Ring
1.2 16V Dualfuel (F08)	55	08/01→06/06					
1.3 CDTI 16V (F08)	52	04/04→06/06				24.0220-0738.2 480214	Ø 200,0 x 54 / 201 + RLG / - ABS Ring
1.4 (F08)	66	11/03→06/06					
1.7 DI 16V (F08)	48	09/00→06/06					
1.7 DTI 16V (F08)	55	09/00→06/06	➔	- ABS		24.0220-0039.1 480163	Ø 200,0 x 35 / 201 - RLG / - ABS Ring
 <b>Bremsbackensatz</b>							
1.2 16V (F08)	55	09/00→06/06	➔	- ABS		03.0137-0395.2 650395	Ø 200 x 29 + HEB
1.2 16V Dualfuel (F08)	55	08/01→06/06					
1.3 CDTI 16V (F08)	52	04/04→06/06				03.0520-5119.3 695119	Ø 200 x 29 Ø 19,05 + RZ / + Zub TopKit
1.4 (F08)	66	11/03→06/06					
1.7 DI 16V (F08)	48	09/00→06/06	➔	+ ABS		03.0137-0396.2 650396	Ø 200 x 46 + HEB
1.7 DTI 16V (F08)	55	09/00→06/06				03.0520-5219.3 695219	Ø 200 x 46 Ø 19,05 + RZ / + Zub TopKit
 <b>Seilzug, Feststellbremse</b>							
1.2 16V (F08)	55	09/00→06/06	←	☒; Trommelbremse	1	24.3727-0755.2 580755	L= 330 + Zub
1.2 16V Dualfuel (F08)	55	08/01→06/06					
1.7 DI 16V (F08)	48	09/00→06/06	➔	☐; Trommelbremse		24.3727-0749.2 580749	L= 832 + Zub
			➔	☐; Trommelbremse		24.3727-0750.2 580750	L= 1.095 + Zub
			➔	☒; + ABS; Trommelbremse	2	24.3727-0786.2 580786	L= 217
			➔	☒; - ABS; Trommelbremse	2	24.3727-0787.2 580787	L= 217
1.3 CDTI 16V (F08)	52	04/04→06/06	←	☒; Trommelbremse	1	24.3727-0755.2 580755	L= 330 + Zub
1.7 DTI 16V (F08)	55	09/00→06/06	➔	☐; Trommelbremse		24.3727-0749.2 580749	L= 832 + Zub
			➔	☐; Trommelbremse		24.3727-0769.2 580769	L= 1.106
			➔	☒; + ABS; Trommelbremse	2	24.3727-0786.2 580786	L= 217













	kw				!#		
<b>VAUXHALL - CORSAVAN Mk II (C) (X01) 09/00→06/06</b>							
 <b>Seilzug, Feststellbremse</b>							
1.3 CDTI 16V (F08) 1.7 DTI 16V (F08)	52 55	04/04→06/06 09/00→06/06	➡	⏴; - ABS; Trommelbremse	2	24.3727-0787.2 580787	L= 217
1.4 (F08)	66	11/03→06/06	⬅	⏴; Scheibenbremse	1	24.3727-0755.2 580755	L= 330 + Zub
			➡	⏴; Trommelbremse		24.3727-0749.2 580749	L= 832 + Zub
			➡	⏴; Scheibenbremse		24.3727-0766.2 580766	L= 1.143
			➡	⏴; Scheibenbremse		24.3727-0768.2 580768	L= 1.426
			➡	⏴; Trommelbremse		24.3727-0769.2 580769	L= 1.106
			➡	⏴; + ABS; Trommelbremse	2	24.3727-0786.2 580786	L= 217
			➡	⏴; - ABS; Trommelbremse	2	24.3727-0787.2 580787	L= 217
<b>VAUXHALL - CORSAVAN Mk III (D) (S07) 07/06→</b>							
 <b>Radbremszylinder</b>							
1.2 1.3 CDTI	51 70	01/10→ 07/06→	➡	06/10→		24.3219-1755.3 020508	Ø 19,05 ALU
1.2	59	07/09→	➡			24.3219-1755.3 020508	Ø 19,05 ALU
1.3 CDTI 1.3 CDTI	55 66	07/06→ 07/06→	➡	10/06→		24.3219-1755.3 020508	Ø 19,05 ALU
<b>Zubehörsatz, Bremsbacken</b>							
1.2 1.3 CDTI	51 70	01/10→ 07/06→	➡	06/10→		03.0137-9309.2 669309 03.0137-9310.2 669310	AP AP
1.2	59	07/09→	➡			03.0137-9309.2 669309 03.0137-9310.2 669310	AP AP
1.3 CDTI 1.3 CDTI	55 66	07/06→ 07/06→	➡	10/06→		03.0137-9309.2 669309 03.0137-9310.2 669310	AP AP
<b>Bremstrommel</b>							
1.2	51	01/10→	➡	06/10→; Türenanzahl: 3		24.0220-3035.1 480300	Ø 203,0 x 45 / 204,7
			➡	06/10→; Türenanzahl: 5		24.0222-8037.1 480302	Ø 228,3 x 48 / 230
1.2	59	07/09→	➡	Türenanzahl: 3		24.0220-3035.1 480300	Ø 203,0 x 45 / 204,7
			➡	Türenanzahl: 5		24.0222-8037.1 480302	Ø 228,3 x 48 / 230
1.3 CDTI	55	07/06→	➡	10/06→; + ecoFlex		24.0220-3035.1 480300	Ø 203,0 x 45 / 204,7
			➡	10/06→; - ecoFlex		24.0222-8037.1 480302	Ø 228,3 x 48 / 230
1.3 CDTI	66	07/06→	➡	10/06→		24.0222-8037.1 480302	Ø 228,3 x 48 / 230
1.3 CDTI	70	07/06→	➡	06/10→		24.0222-8037.1 480302	Ø 228,3 x 48 / 230
<b>Bremsbackensatz</b>							
1.2	51	01/10→	➡	06/10→; Türenanzahl: 5		03.0137-0478.2 650478 03.0520-6819.3 696819	AP Ø 228 x 42 + HEB AP Ø 228 x 42 Ø 19,05 + RZ / + Zub TopKit
			➡	06/10→; Türenanzahl: 3		03.0137-0479.2 650479 03.0520-6719.3 696719	AP Ø 203 x 38 + HEB AP Ø 203 x 38 Ø 19,05 + RZ / + Zub TopKit
1.2	59	07/09→	➡	Türenanzahl: 5		03.0137-0478.2 650478 03.0520-6819.3 696819	AP Ø 228 x 42 + HEB AP Ø 228 x 42 Ø 19,05 + RZ / + Zub TopKit
			➡	Türenanzahl: 3		03.0137-0479.2 650479 03.0520-6719.3 696719	AP Ø 203 x 38 + HEB AP Ø 203 x 38 Ø 19,05 + RZ / + Zub TopKit
1.3 CDTI 1.3 CDTI	55 66	07/06→ 07/06→	➡	10/06→; Türenanzahl: 5		03.0137-0478.2 650478	AP Ø 228 x 42 + HEB
			➡	10/06→; Türenanzahl: 3		03.0137-0479.2 650479	AP Ø 203 x 38 + HEB
			➡	10/06→		03.0520-6819.3 696819	AP Ø 228 x 42 Ø 19,05 + RZ / + Zub TopKit
1.3 CDTI	70	07/06→	➡	06/10→; Türenanzahl: 5		03.0137-0478.2 650478	AP Ø 228 x 42 + HEB
			➡	06/10→; Türenanzahl: 3		03.0137-0479.2 650479	AP Ø 203 x 38 + HEB
			➡	06/10→		03.0520-6819.3 696819	AP Ø 228 x 42 Ø 19,05 + RZ / + Zub TopKit
<b>Seilzug, Feststellbremse</b>							
1.2 ↓	51	01/10→	➡	⏴; 06/10→; → 76064268; Türenanzahl: 3; Trommelbremse	1	24.3727-0781.2 580781	L= 1.477 L2= 1.462 + Zub

	kw				!#		
<b>VAUXHALL - CORSAVAN Mk III (D) (S07) 07/06→</b>							
 <b>Seilzug, Feststellbremse</b>							
1.2	51	01/10→	➡	⏴; 06/10→; Türenanzahl: 5; Trommelbremse	1	24.3727-0782.2 580782	L= 1.477 L2= 1.492 + Zub
1.2	59	07/09→	➡	⏴; → 76064268; Türenanzahl: 3; Trommelbremse	1	24.3727-0781.2 580781	L= 1.477 L2= 1.462 + Zub
				⏴; Türenanzahl: 5; Trommelbremse	1	24.3727-0782.2 580782	L= 1.477 L2= 1.492 + Zub
1.3 CDTi	55	07/06→	➡	⏴; 10/06→; Trommelbremse	1	24.3727-0782.2 580782	L= 1.477 L2= 1.492 + Zub
1.3 CDTi	66	07/06→	➡				
1.3 CDTi	70	07/06→	➡	⏴; 06/10→; Trommelbremse	1	24.3727-0782.2 580782	L= 1.477 L2= 1.492 + Zub
<b>VAUXHALL - CORSAVAN Mk IV (E) (X15) 10/14→</b>							
 <b>Radbremszylinder</b>							
1.2	51	10/14→	➡	11/14→		24.3219-1755.3 020508	Ø 19,05 ALU
1.3 CDTi	55	10/14→					
1.3 CDTi	70	10/14→					
<b>Zubehörsatz, Bremsbacken</b>							
1.2	51	10/14→	➡	11/14→		03.0137-9309.2 669309	AP
1.3 CDTi	55	10/14→					
1.3 CDTi	70	10/14→					
 <b>Bremsbackensatz</b>							
1.2	51	10/14→	➡	11/14→		03.0137-0478.2 650478	AP Ø 228 x 42 + HEB
1.3 CDTi	55	10/14→					
1.3 CDTi	70	10/14→					
 <b>Seilzug, Feststellbremse</b>							
1.2	51	10/14→	➡	⏴; 11/14→; Trommelbremse	1	24.3727-3501.2 583501	L= 1.478 L2= 1.490
1.3 CDTi	55	10/14→					
1.3 CDTi	70	10/14→					
<b>VAUXHALL - FRONTERA Mk I (A) (U92) 09/91→10/98</b>							
 <b>Radbremszylinder</b>							
2.0	85	04/95→08/98	➡	→ SV720102		24.3225-1702.3 020425	Ø 25,4 GG
2.2 i	100	03/95→10/98					
2.4 i	92	03/92→10/98					
2.3 TD	74	09/91→06/98	➡	03/92→; → SV720102		24.3225-1702.3 020425	Ø 25,4 GG
2.5 TDS	85	11/91→06/98	➡	09/96→; → SV720102		24.3225-1702.3 020425	Ø 25,4 GG
2.8 TD	83	01/95→12/96	➡	03/95→; → SV720102		24.3225-1702.3 020425	Ø 25,4 GG
<b>Zubehörsatz, Bremsbacken</b>							
2.0	85	04/95→08/98		→ SV720102		03.0137-9245.2 669245	
2.2 i	100	03/95→10/98					
2.4 i	92	03/92→10/98					
2.3 TD	74	09/91→06/98		03/92→; → SV720102		03.0137-9245.2 669245	
2.5 TDS	85	11/91→06/98		09/96→; → SV720102		03.0137-9245.2 669245	
2.8 TD	83	01/95→12/96		03/95→; → SV720102		03.0137-9245.2 669245	
 <b>Bremsbackensatz</b>							
2.0	85	04/95→08/98	➡	→ SV720102		03.0137-0283.2 650283	Ø 254 x 52
2.2 i	100	03/95→10/98					
2.4 i	92	03/92→10/98					
2.3 TD	74	09/91→06/98	➡	03/92→; → SV720102		03.0137-0283.2 650283	Ø 254 x 52
2.5 TDS	85	11/91→06/98	➡	09/96→; → SV720102		03.0137-0283.2 650283	Ø 254 x 52
2.8 TD	83	01/95→12/96	➡	03/95→; → SV720102		03.0137-0283.2 650283	Ø 254 x 52
 <b>Bremsbackensatz, Feststellbremse</b>							
2.0	85	04/95→08/98	➡	SV720103→		03.0137-0430.2 650430	Ø 210 x 32 - HEB
2.2 i	100	03/95→10/98					
2.3 TD	74	09/91→06/98					
2.4 i	92	03/92→10/98					
2.5 TDS	85	11/91→06/98					
2.8 TD	83	01/95→12/96					
<b>VAUXHALL - FRONTERA Mk I (A) Sport (U92) 03/92→10/98</b>							
 <b>Radbremszylinder</b>							
2.0 i	85	03/92→10/98	➡	→ SV720102		24.3225-1702.3 020425	Ø 25,4 GG
2.5 TDS	85	09/96→10/98					
2.8 TD	83	01/95→12/96	➡	03/95→; → SV720102		24.3225-1702.3 020425	Ø 25,4 GG
↓							













	kW				!#		
<b>VAUXHALL - FRONTERA Mk I (A) Sport (U92) 03/92→10/98</b>							
<b>Zubehörsatz, Bremsbacken</b>							
2.0 i	85	03/92→10/98		→ SV720102		03.0137-9245.2	669245
2.5 TDS	85	09/96→10/98					
2.8 TD	83	01/95→12/96		03/95→; → SV720102		03.0137-9245.2	669245
<b> Bremsbackensatz</b>							
2.0 i	85	03/92→10/98	➡	→ SV720102		03.0137-0283.2	650283 Ø 254 x 52
2.5 TDS	85	09/96→10/98					
2.8 TD	83	01/95→12/96	➡	03/95→; → SV720102		03.0137-0283.2	650283 Ø 254 x 52
<b> Bremsbackensatz, Feststellbremse</b>							
2.0 i	85	03/92→10/98	➡	SV720103→		03.0137-0430.2	650430 Ø 210 x 32 - HEB
2.5 TDS	85	09/96→10/98					
2.8 TD	83	01/95→12/96					
<b>VAUXHALL - FRONTERA Mk II (B) (U99) 10/98→10/04</b>							
<b> Bremsbackensatz, Feststellbremse</b>							
2.2 DTI	85	10/98→09/04	➡	→ 2V599999		03.0137-0430.2	650430 Ø 210 x 32 - HEB
2.2 i	100	10/98→10/04					
3.2 i	151	10/98→10/04					
<b>VAUXHALL - INSIGNIA Mk I (A) Estate 07/08→05/17</b>							
<b> Seilzug, Feststellbremse</b>							
1.4 (35)	103	04/11→05/17	➡	⬇; 06/11→; → B1182367; Scheibenbremse; - eFSB	2	24.3727-0791.2	580791 L= 1.937 + Zub
1.6 Turbo (35)	132	01/09→05/17	➡	⬇; → B1182367; Scheibenbremse; - eFSB	2	24.3727-0791.2	580791 L= 1.937 + Zub
1.8 (35)	103	07/08→05/17					
2.0 Biturbo CDTI (35)	143	03/12→05/17					
2.0 CDTI (35)	81	07/08→05/17					
2.0 CDTI (35)	96	07/08→12/14					
2.0 CDTI (35)	118	07/08→05/17					
2.0 CDTI (35)	140	11/08→05/17					
2.0 Turbo (35)	162	07/08→05/17					
2.0 Biturbo CDTI 4x4 (35)	143	03/12→05/17	➡	⬇; → A1006683; Scheibenbremse	2	24.3727-0789.2	580789 L= 2.005 + Zub
2.0 CDTI 4x4 (35)	140	05/09→05/17					
2.0 Turbo 4x4 (35)	162	07/08→05/17					
2.0 Turbo 4x4 (35)	184	09/11→05/17					
2.8 V6 Turbo (35)	191	08/08→05/17					
2.8 VXR (35)	239	07/09→05/17					
2.0 CDTI 4x4 (35)	118	07/08→05/17	➡	⬇; 06/10→; → A1006683; Scheibenbremse	2	24.3727-0789.2	580789 L= 2.005 + Zub
<b>VAUXHALL - INSIGNIA Mk I (A) Schrägheck (G09) 07/08→05/17</b>							
<b> Seilzug, Feststellbremse</b>							
1.4 (68)	103	04/11→05/17	➡	⬇; 06/11→; → B1182367; - eFSB	2	24.3727-0791.2	580791 L= 1.937 + Zub
1.6 Turbo (68)	132	01/09→05/17	➡	⬇; → B1182367; - eFSB	2	24.3727-0791.2	580791 L= 1.937 + Zub
1.8 (68)	103	07/08→05/17					
2.0 Biturbo CDTI (68)	143	03/12→05/17					
2.0 CDTI (68)	81	07/08→05/17					
2.0 CDTI (68)	96	07/08→12/14					
2.0 CDTI (68)	118	07/08→05/17					
2.0 CDTI (68)	140	10/08→05/17					
2.0 Turbo (68)	162	07/08→05/17					
2.0 Biturbo CDTI 4x4 (68)	143	03/12→05/17	➡	⬇; → A1006683	2	24.3727-0789.2	580789 L= 2.005 + Zub
2.0 CDTI 4x4 (68)	140	05/09→05/17					
2.0 Turbo 4x4 (68)	162	07/08→05/17					
2.0 Turbo 4x4 (68)	184	09/11→05/17					
2.8 V6 Turbo 4x4 (68)	191	07/08→05/17					
2.8 VXR (68)	239	07/09→05/17					
2.0 CDTI 4x4 (68)	118	07/08→05/17	➡	⬇; 06/10→; → A1006683	2	24.3727-0789.2	580789 L= 2.005 + Zub
<b>VAUXHALL - INSIGNIA Mk I (A) Stufenheck (G09) 07/08→05/17</b>							
<b> Seilzug, Feststellbremse</b>							
1.4 (69)	103	04/11→05/17	➡	⬇; 06/11→; → B1182367; - eFSB	2	24.3727-0791.2	580791 L= 1.937 + Zub
1.6 Turbo (69)	132	01/09→05/17	➡	⬇; → B1182367; - eFSB	2	24.3727-0791.2	580791 L= 1.937 + Zub
1.8 (69)	103	07/08→05/17					
2.0 Biturbo CDTI (69)	143	03/12→05/17					
2.0 CDTI (69)	81	07/08→05/17					
2.0 CDTI (69)	96	07/08→12/14					
2.0 CDTI (69)	118	07/08→05/17					
2.0 CDTI (69)	140	11/08→05/17					
2.0 Turbo (69)	162	07/08→05/17					
↓							












	kw				!#		
<b>VAUXHALL - INSIGNIA Mk I (A) Stufenheck (G09) 07/08→05/17</b>							
 <b>Seilzug, Feststellbremse</b>							
2.0 Biturbo CDTI 4x4 (69)	143	03/12→05/17	➡	☑; → A1006683	2	24.3727-0789.2 580789	L= 2.005 + Zub
2.0 CDTI 4x4 (69)	140	05/09→05/17					
2.0 Turbo 4x4 (69)	162	07/08→05/17					
2.0 Turbo 4x4 (69)	184	09/11→05/17					
2.8 V6 Turbo 4x4 (69)	191	07/08→05/17					
2.8 VXR (69)	239	07/09→05/17					
2.0 CDTI 4x4 (69)	118	07/08→05/17	➡	☑; 06/10→; → A1006683	2	24.3727-0789.2 580789	L= 2.005 + Zub
<b>VAUXHALL - MERIVA Mk I (A) (X03) 01/03→06/10</b>							
 <b>Seilzug, Feststellbremse</b>							
1.3 CDTI	51	04/05→06/10	➡	☑; → 34999999; Scheibenbremse	1	24.3727-0780.2 580780	L= 1.610 L2= 1.610 + Zub
1.3 CDTI	55	01/03→10/09	➡	☑; 44000001→; Scheibenbremse	1	24.3727-0779.2 580779	L= 1.615 L2= 1.615 + Zub
			➡	☑; 09/03→; → 34999999; Scheibenbremse	1	24.3727-0780.2 580780	L= 1.610 L2= 1.610 + Zub
1.4 16V Twinport	66	01/03→06/10	➡	☑; 44000001→; → 05/10; Scheibenbremse	1	24.3727-0779.2 580779	L= 1.615 L2= 1.615 + Zub
			➡	☑; 07/04→; → 34999999; Scheibenbremse	1	24.3727-0780.2 580780	L= 1.610 L2= 1.610 + Zub
1.6 i	64	01/03→06/10	➡	☑; 44000001→; → 05/10; Scheibenbremse	1	24.3727-0779.2 580779	L= 1.615 L2= 1.615 + Zub
			➡	☑; 05/03→; → 34999999; Scheibenbremse	1	24.3727-0780.2 580780	L= 1.610 L2= 1.610 + Zub
1.6 i 16V	74	01/03→09/05	➡	☑; 44000001→; Scheibenbremse	1	24.3727-0779.2 580779	L= 1.615 L2= 1.615 + Zub
			➡	☑; 05/03→; → 34999999; Scheibenbremse	1	24.3727-0780.2 580780	L= 1.610 L2= 1.610 + Zub
1.6 i 16V Twinport	77	05/03→06/10	➡	☑; 44000001→; → 05/10; Scheibenbremse	1	24.3727-0779.2 580779	L= 1.615 L2= 1.615 + Zub
			➡	☑; 01/06→; → 34999999; Scheibenbremse	1	24.3727-0780.2 580780	L= 1.610 L2= 1.610 + Zub
1.6 Turbo	132	05/06→06/10	➡	☑; 44000001→; → 05/10; Scheibenbremse	1	24.3727-0779.2 580779	L= 1.615 L2= 1.615 + Zub
1.7 CDTi	74	09/03→06/10					
1.7 DTi	55	06/03→06/10	➡	☑; → 34999999; Scheibenbremse	1	24.3727-0780.2 580780	L= 1.610 L2= 1.610 + Zub
1.8 i 16V	92	05/03→06/10					
1.7 CDTI	92	08/06→05/10	➡	☑; 44000001→; Scheibenbremse	1	24.3727-0779.2 580779	L= 1.615 L2= 1.615 + Zub
			➡	☑; 09/06→; → 34999999; Scheibenbremse	1	24.3727-0780.2 580780	L= 1.610 L2= 1.610 + Zub
<b>VAUXHALL - MOVANO Mk I (A) Chassis/Cab (X70) 10/98→12/10</b>							
 <b>Radbremszylinder</b>							
2.2 DTI (UD0)	66	09/00→05/10	➡	☑; → 01/10		24.3223-1707.3 020435	BDX Ø 23,81 GG
			➡	☑; → 01/10		24.3223-1708.3 020436	BDX Ø 23,81 GG
2.5 D (UD0)	59	10/98→08/02	➡	☑; → 09/00		24.3223-1707.3 020435	BDX Ø 23,81 GG
			➡	☑; → 09/00		24.3223-1708.3 020436	BDX Ø 23,81 GG
2.5 DTI (ED, UD0)	84	01/01→12/06	➡	☑		24.3223-1707.3 020435	BDX Ø 23,81 GG
2.8 DTI (UD0, ED, HD)	84	10/98→10/01	➡	☑		24.3223-1708.3 020436	BDX Ø 23,81 GG
<b>Zubehörsatz, Bremsbacken</b>							
2.2 DTI (UD0)	66	09/00→05/10		→ 01/10		03.0137-9240.2 669240	
2.5 D (UD0)	59	10/98→08/02		→ 09/00		03.0137-9240.2 669240	
2.5 DTI (ED, UD0)	84	01/01→12/06				03.0137-9240.2 669240	
2.8 DTI (UD0, ED, HD)	84	10/98→10/01					
 <b>Bremstrommel</b>							
2.2 DTI (UD0)	66	09/00→05/10	➡	→ 01/10		24.0228-0002.1 480159	Ø 280,0 x 69,5 / 282
2.5 D (UD0)	59	10/98→08/02	➡	→ 09/00		24.0228-0002.1 480159	Ø 280,0 x 69,5 / 282
2.5 DTI (ED, UD0)	84	01/01→12/06	➡			24.0228-0002.1 480159	Ø 280,0 x 69,5 / 282
2.8 DTI (UD0, ED, HD)	84	10/98→10/01					
 <b>Bremsbackensatz</b>							
2.2 DTI (UD0)	66	09/00→05/10	➡	→ 01/10		03.0137-0382.2 650382	Ø 280 x 65
2.5 D (UD0)	59	10/98→08/02	➡	→ 09/00		03.0137-0382.2 650382	Ø 280 x 65
2.5 DTI (ED, UD0)	84	01/01→12/06	➡			03.0137-0382.2 650382	Ø 280 x 65
2.8 DTI (UD0, ED, HD)	84	10/98→10/01					



















	kw				!#		
<b>VAUXHALL - MOVANO Mk I (A) Chassis/Cab (X70) 10/98→12/10</b>							
 <b>Seilzug, Feststellbremse</b>							
2.2 DTI (UD0)	66	09/00→05/10	←	↑; → 01/10; Scheiben/Trommel	1	24.3727-0762.2 580762	L= 1.175
2.5 CDTI (UD0, ED)	74	10/06→12/10	→	↓; → 01/10; Scheiben/Trommel	2	24.3727-1000.2 581000 24.3727-1072.2 581072	L= 1.737
3.0 DTI (ED)	100	10/03→05/10					L= 1.420
2.5 CDTI (ED, UD0)	88	08/06→05/10	←	↑; 09/06→ 01/10; Scheiben/Trommel	1	24.3727-0762.2 580762	L= 1.175
2.5 CDTI (ED, UD0)	107	08/06→05/10	→	↓; 09/06→ 01/10; Scheiben/Trommel	2	24.3727-1000.2 581000 24.3727-1072.2 581072	L= 1.737
							L= 1.420
2.5 D (UD0)	59	10/98→08/02	←	↑; → 09/00; Scheiben/Trommel	1	24.3727-0762.2 580762	L= 1.175
			→	↓; → 09/00; Scheiben/Trommel	2	24.3727-1000.2 581000 24.3727-1072.2 581072	L= 1.737
							L= 1.420
2.5 DTI (ED, UD0)	84	01/01→12/06	←	↑; Scheiben/Trommel	1	24.3727-0762.2 580762	L= 1.175
2.8 DTI (UD0, ED, HD)	84	10/98→10/01	→	↓; Scheiben/Trommel	2	24.3727-1000.2 581000 24.3727-1072.2 581072	L= 1.737
							L= 1.420
<b>VAUXHALL - MOVANO Mk I (A) Combi (X70) 10/98→05/10</b>							
 <b>Radbremsszylinder</b>							
1.9 DTI (JD)	59	09/00→10/01	→	☐		24.3223-1707.3 020435	BDX Ø 23,81 GG
2.5 D (JD)	59	10/98→09/00	→	☐		24.3223-1708.3 020436	BDX Ø 23,81 GG
2.5 DTI (JD)	84	10/01→08/09					
2.8 DTI (JD)	84	10/98→10/01					
1.9 DTI (JD)	60	10/01→05/10	→	☐; → 01/10		24.3223-1707.3 020435	BDX Ø 23,81 GG
2.2 DTI (JD)	66	09/00→05/10	→	☐; → 01/10		24.3223-1708.3 020436	BDX Ø 23,81 GG
<b>Zubehörsatz, Bremsbacken</b>							
1.9 DTI (JD)	59	09/00→10/01				03.0137-9240.2 669240	
2.5 D (JD)	59	10/98→09/00					
2.5 DTI (JD)	84	10/01→08/09					
2.8 DTI (JD)	84	10/98→10/01					
1.9 DTI (JD)	60	10/01→05/10		→ 01/10		03.0137-9240.2 669240	
2.2 DTI (JD)	66	09/00→05/10					
 <b>Bremstrommel</b>							
1.9 DTI (JD)	59	09/00→10/01	→			24.0228-0002.1 480159	Ø 280,0 x 69,5 / 282
2.5 D (JD)	59	10/98→09/00					
2.5 DTI (JD)	84	10/01→08/09					
2.8 DTI (JD)	84	10/98→10/01					
1.9 DTI (JD)	60	10/01→05/10	→	→ 01/10		24.0228-0002.1 480159	Ø 280,0 x 69,5 / 282
2.2 DTI (JD)	66	09/00→05/10					
 <b>Bremsbackensatz</b>							
1.9 DTI (JD)	59	09/00→10/01	→			03.0137-0382.2 650382	Ø 280 x 65
2.5 D (JD)	59	10/98→09/00					
2.5 DTI (JD)	84	10/01→08/09					
2.8 DTI (JD)	84	10/98→10/01					
1.9 DTI (JD)	60	10/01→05/10	→	→ 01/10		03.0137-0382.2 650382	Ø 280 x 65
2.2 DTI (JD)	66	09/00→05/10					
 <b>Seilzug, Feststellbremse</b>							
1.9 DTI (JD)	59	09/00→10/01	←	↑; Scheiben/Trommel	1	24.3727-0762.2 580762	L= 1.175
2.5 D (JD)	59	10/98→09/00	→	↓; Scheiben/Trommel	2	24.3727-1000.2 581000 24.3727-1072.2 581072	L= 1.737
2.5 DTI (JD)	84	10/01→08/09					L= 1.420
2.8 DTI (JD)	84	10/98→10/01					
1.9 DTI (JD)	60	10/01→05/10	←	↑; → 01/10; Scheiben/Trommel	1	24.3727-0762.2 580762	L= 1.175
2.2 DTI (JD)	66	09/00→05/10	→	↓; → 01/10; Scheiben/Trommel	2	24.3727-1000.2 581000 24.3727-1072.2 581072	L= 1.737
3.0 DTI (JD)	100	10/03→05/10					L= 1.420
2.5 CDTI (JD)	74	10/01→08/09	←	↑; 09/06→; Scheiben/Trommel	1	24.3727-0762.2 580762	L= 1.175
2.5 CDTI (JD)	88	02/03→08/09	→	↓; 09/06→; Scheiben/Trommel	2	24.3727-1000.2 581000 24.3727-1072.2 581072	L= 1.737
							L= 1.420
2.5 CDTI (JD)	107	08/06→05/10	←	↑; 09/06→ 01/10; Scheiben/Trommel	1	24.3727-0762.2 580762	L= 1.175
			→	↓; 09/06→ 01/10; Scheiben/Trommel	2	24.3727-1000.2 581000 24.3727-1072.2 581072	L= 1.737
							L= 1.420
<b>VAUXHALL - MOVANO Mk I (A) Van (X70) 10/98→12/10</b>							
 <b>Radbremsszylinder</b>							
1.9 DTI (FD)	59	09/00→10/01	→	☐		24.3223-1707.3 020435	BDX Ø 23,81 GG
2.5 D (FD)	59	10/98→09/00	→	☐		24.3223-1708.3 020436	BDX Ø 23,81 GG
2.8 TDI (FD)	84	10/98→10/01					
1.9 DTI (FD)	60	10/01→05/10	→	☐; → 01/10		24.3223-1707.3 020435	BDX Ø 23,81 GG
2.2 DTI (FD)	66	09/00→05/10					



	kw				!#		
<b>VAUXHALL - MOVANO Mk I (A) Van (X70) 10/98→12/10</b>							
 <b>Radbremsszylinder</b>							
2.5 DTI (FD)	84	10/01→05/10	➔	☐; → 01/10		24.3223-1708.3 020436	BDX Ø 23,81 GG
<b>Zubehörsatz, Bremsbacken</b>							
1.9 DTI (FD)	59	09/00→10/01				03.0137-9240.2 669240	
2.5 D (FD)	59	10/98→09/00					
2.8 TDI (FD)	84	10/98→10/01					
1.9 DTI (FD)	60	10/01→05/10		→ 01/10		03.0137-9240.2 669240	
2.2 DTI (FD)	66	09/00→05/10					
2.5 DTI (FD)	84	10/01→05/10					
 <b>Bremstrommel</b>							
1.9 DTI (FD)	59	09/00→10/01	➔			24.0228-0002.1 480159	Ø 280,0 x 69,5 / 282
2.5 D (FD)	59	10/98→09/00					
2.8 TDI (FD)	84	10/98→10/01					
1.9 DTI (FD)	60	10/01→05/10	➔	→ 01/10		24.0228-0002.1 480159	Ø 280,0 x 69,5 / 282
2.2 DTI (FD)	66	09/00→05/10					
2.5 DTI (FD)	84	10/01→05/10					
 <b>Bremsbackensatz</b>							
1.9 DTI (FD)	59	09/00→10/01	➔			03.0137-0382.2 650382	Ø 280 x 65
2.5 D (FD)	59	10/98→09/00					
2.8 TDI (FD)	84	10/98→10/01					
1.9 DTI (FD)	60	10/01→05/10	➔	→ 01/10		03.0137-0382.2 650382	Ø 280 x 65
2.2 DTI (FD)	66	09/00→05/10					
2.5 DTI (FD)	84	10/01→05/10					
 <b>Seilzug, Feststellbremse</b>							
1.9 DTI (FD)	59	09/00→10/01	←	☒; Scheiben/Trommel	1	24.3727-0762.2 580762	L= 1.175
2.5 D (FD)	59	10/98→09/00					
2.8 TDI (FD)	84	10/98→10/01	➔	☒; Scheiben/Trommel	2	24.3727-1000.2 581000	L= 1.737
						24.3727-1072.2 581072	L= 1.420
1.9 DTI (FD)	60	10/01→05/10	←	☒; → 01/10; Scheiben/Trommel	1	24.3727-0762.2 580762	L= 1.175
2.2 DTI (FD)	66	09/00→05/10					
2.5 CDTI (FD)	74	10/06→12/10	➔	☒; → 01/10; Scheiben/Trommel	2	24.3727-1000.2 581000	L= 1.737
2.5 DTI (FD)	84	10/01→05/10				24.3727-1072.2 581072	L= 1.420
3.0 DTI (FD)	100	10/03→05/10					
2.5 CDTI (FD)	88	08/06→05/10	←	☒; 09/06→ 01/10; Scheiben/Trommel	1	24.3727-0762.2 580762	L= 1.175
2.5 CDTI (FD)	107	08/06→05/10	➔	☒; 09/06→ 01/10; Scheiben/Trommel	2	24.3727-1000.2 581000	L= 1.737
						24.3727-1072.2 581072	L= 1.420
<b>VAUXHALL - OMEGA (B) Kombi (V94) 12/93→06/03</b>							
 <b>Bremsbackensatz, Feststellbremse</b>							
2.0	85	03/94→09/99	➔	V1169751→		03.0137-0172.2 650172	Ø 160 x 25
2.5 TD	96	04/94→07/01					
2.5 V6	125	03/94→09/00	➔	→ V1169750		03.0137-0172.2 650172	Ø 160 x 25
3.0 V6	155	07/94→07/00					
2.0 16V	100	03/94→07/01	➔	→ V1169750		03.0137-0172.2 650172	Ø 160 x 25
				V1169751→; → 09/99		03.0137-0172.2 650172	Ø 160 x 25
2.0 DTI 16V	74	01/98→09/00	➔	V1169751→; → 08/00		03.0137-0172.2 650172	Ø 160 x 25
2.2 16V	106	02/94→06/03	➔	V1169751→		03.0137-0172.2 650172	Ø 160 x 25
2.2 DTI 16V	88	08/00→06/03					
2.6 V6	132	08/00→06/03					
2.5 DTI 24V	110	09/01→06/03	➔			03.0137-0172.2 650172	Ø 160 x 25
3.2 V6	160	02/01→06/03					
<b>Zubehörsatz, Feststellbremsbacken</b>							
2.0	85	03/94→09/99	➔	→ V1169750		03.0137-9092.2 669092	
2.5 TD	96	04/94→07/01					
2.5 V6	125	03/94→09/00	➔	V1169751→		03.0137-9242.2 669242	
3.0 V6	155	07/94→07/00					
2.0 16V	100	03/94→07/01	➔	→ V1169750		03.0137-9092.2 669092	
				V1169751→; → 09/99		03.0137-9242.2 669242	
2.0 DTI 16V	74	01/98→09/00	➔	V1169751→; → 08/00		03.0137-9242.2 669242	
2.2 16V	106	02/94→06/03	➔	V1169751→		03.0137-9242.2 669242	
2.2 DTI 16V	88	08/00→06/03					
2.6 V6	132	08/00→06/03					
2.5 DTI 24V	110	09/01→06/03	➔			03.0137-9242.2 669242	
3.2 V6	160	02/01→06/03					
 <b>Seilzug, Feststellbremse</b>							
2.0	85	03/94→09/99	➔	☒; Scheibenbremse	1	24.3727-0725.2 580725	L= 1.550 L2= 1.550 + Zub
2.5 DTI 24V	110	09/01→06/03					
2.5 TD	96	04/94→07/01					
↓							

	kw				!#		
<b>VAUXHALL - OMEGA (B) Kombi (V94) 12/93→06/03</b>							
 <b>Seilzug, Feststellbremse</b>							
2.5 V6 3.0 V6 3.2 V6	125 155 160	03/94→09/00 07/94→07/00 02/01→06/03	➡	☒; Scheibenbremse	1	24.3727-0725.2 580725	L= 1.550 L2= 1.550 + Zub
2.0 16V	100	03/94→07/01	➡	☒; → 09/99; Scheibenbremse	1	24.3727-0725.2 580725	L= 1.550 L2= 1.550 + Zub
2.0 DTI 16V	74	01/98→09/00	➡	☒; → 08/00; Scheibenbremse	1	24.3727-0725.2 580725	L= 1.550 L2= 1.550 + Zub
2.2 16V	106	02/94→06/03	➡	☒; 10/99→; Scheibenbremse	1	24.3727-0725.2 580725	L= 1.550 L2= 1.550 + Zub
2.2 DTI 16V 2.6 V6	88 132	08/00→06/03 08/00→06/03	➡	☒; 09/00→; Scheibenbremse	1	24.3727-0725.2 580725	L= 1.550 L2= 1.550 + Zub
<b>VAUXHALL - OMEGA (B) Stufenheck (V94) 12/93→07/03</b>							
 <b>Bremsbackensatz, Feststellbremse</b>							
2.0 2.0 2.5 TD 2.5 V6 3.0 V6	85 85 96 125 155	03/94→09/99 09/95→09/96 04/94→07/01 03/94→09/00 04/94→07/00	➡	V1169751→ → V1169750		03.0137-0172.2 650172	Ø 160 x 25
2.0 16V	100	03/94→07/01	➡	→ V1169750 V1169751→; → 09/99		03.0137-0172.2 650172	Ø 160 x 25
2.0 DTI 16V	74	01/98→09/00	➡	V1169751→; → 08/00		03.0137-0172.2 650172	Ø 160 x 25
2.2 16V 2.2 DTI 16V 2.6 V6	106 88 132	01/94→06/03 08/00→07/03 08/00→07/03	➡	V1169751→		03.0137-0172.2 650172	Ø 160 x 25
2.5 DTI 24V 3.2 V6	110 160	09/01→07/03 02/01→07/03	➡			03.0137-0172.2 650172	Ø 160 x 25
<b>Zubehörsatz, Feststellbremsbacken</b>							
2.0 2.0 2.5 TD 2.5 V6 3.0 V6	85 85 96 125 155	03/94→09/99 09/95→09/96 04/94→07/01 03/94→09/00 04/94→07/00	➡	→ V1169750 V1169751→		03.0137-9092.2 669092 03.0137-9242.2 669242	
2.0 16V	100	03/94→07/01	➡	→ V1169750 V1169751→; → 09/99		03.0137-9092.2 669092 03.0137-9242.2 669242	
2.0 DTI 16V	74	01/98→09/00	➡	V1169751→; → 08/00		03.0137-9242.2 669242	
2.2 16V 2.2 DTI 16V 2.6 V6	106 88 132	01/94→06/03 08/00→07/03 08/00→07/03	➡	V1169751→		03.0137-9242.2 669242	
2.5 DTI 24V 3.2 V6	110 160	09/01→07/03 02/01→07/03	➡			03.0137-9242.2 669242	
 <b>Seilzug, Feststellbremse</b>							
2.0 2.0 2.5 DTI 24V 2.5 TD 2.5 V6 3.0 V6 3.2 V6	85 85 110 96 125 155 160	03/94→09/99 09/95→09/96 09/01→07/03 04/94→07/01 03/94→09/00 04/94→07/00 02/01→07/03	➡	☒; Scheibenbremse	1	24.3727-0725.2 580725	L= 1.550 L2= 1.550 + Zub
2.0 16V	100	03/94→07/01	➡	☒; → 09/99; Scheibenbremse	1	24.3727-0725.2 580725	L= 1.550 L2= 1.550 + Zub
2.0 DTI 16V	74	01/98→09/00	➡	☒; → 08/00; Scheibenbremse	1	24.3727-0725.2 580725	L= 1.550 L2= 1.550 + Zub
2.2 16V	106	01/94→06/03	➡	☒; 10/99→; Scheibenbremse	1	24.3727-0725.2 580725	L= 1.550 L2= 1.550 + Zub
2.2 DTI 16V 2.6 V6	88 132	08/00→07/03 08/00→07/03	➡	☒; 09/00→; Scheibenbremse	1	24.3727-0725.2 580725	L= 1.550 L2= 1.550 + Zub
<b>VAUXHALL - SIGNUM (Z03) 03/03→10/08</b>							
 <b>Seilzug, Feststellbremse</b>							
1.9 CDTi 1.9 CDTi 16V 1.9 Turbo 2.0 DTI 2.2 DTI 3.0 CDTi	88 110 74 74 92 130	04/04→03/08 04/04→03/08 01/05→05/08 05/03→05/08 05/03→05/08 05/03→05/08	➡	☒; für Fahrzeuge ohne Schlechtwegeaus- führung; Scheibenbremse	1	24.3727-0788.2 580788	L= 1.800 L2= 1.800
<b>VAUXHALL - TIGRA Convertible (X04) 06/04→08/09</b>							
 <b>Radbremszylinder</b>							
1.3 CDTi 1.4 1.8 ↓	51 66 92	06/04→08/09 06/04→08/09 06/04→08/09	➡			24.3219-1715.3 020122	Ø 19,05 ALU

	kw				!#		
<b>VAUXHALL - TIGRA Convertible (X04) 06/04→08/09</b>							
<b>Zubehörsatz, Bremsbacken</b>							
1.3 CDTI 1.4 1.8	51 66 92	06/04→08/09 06/04→08/09 06/04→08/09	➔			03.0137-9167.2 669167	
<b>Bremstrommel</b>							
1.3 CDTI 1.4 1.8	51 66 92	06/04→08/09 06/04→08/09 06/04→08/09	➔			24.0220-0038.1 480162 24.0220-0738.2 480214	Ø 200,0 x 54 / 201 - RLG / - ABS Ring Ø 200,0 x 54 / 201 + RLG / - ABS Ring
<b>Bremsbackensatz</b>							
1.3 CDTI 1.4 1.8	51 66 92	06/04→08/09 06/04→08/09 06/04→08/09	➔			03.0137-0396.2 650396	Ø 200 x 46 + HEB
<b>Seilzug, Feststellbremse</b>							
1.3 CDTI 1.4 1.8	51 66 92	06/04→08/09 06/04→08/09 06/04→08/09	➔	☐; Trommelbremse		24.3727-0749.2 580749	L= 832 + Zub
			➔	☐; Trommelbremse		24.3727-0750.2 580750	L= 1.095 + Zub
			➔	☐; Scheibenbremse		24.3727-0766.2 580766	L= 1.143
			➔	☐; Scheibenbremse		24.3727-0768.2 580768	L= 1.426
			➔	☑; Trommelbremse	2	24.3727-0786.2 580786	L= 217
<b>VAUXHALL - TIGRA Mk I (S93) 07/94→12/00</b>							
<b>Radbremszylinder</b>							
1.4 16V	66	07/94→12/00	➔			24.3219-1715.3 020122 24.3219-1767.3 020552	Ø 19,05 ALU Ø 19,05 GG
1.6 16V	78	07/94→12/00	➔	→ 08/98		24.3219-1715.3 020122 24.3219-1767.3 020552	Ø 19,05 ALU Ø 19,05 GG
<b>Zubehörsatz, Bremsbacken</b>							
1.4 16V	66	07/94→12/00	➔			03.0137-9166.2 669166	
1.6 16V	78	07/94→12/00	➔	→ 08/98		03.0137-9166.2 669166	
<b>Bremstrommel</b>							
1.4 16V	66	07/94→12/00	➔	- ABS		24.0220-0012.1 480017 24.0220-0712.2 480208	Ø 200,0 x 35 / 201 - RLG Ø 200,0 x 35 / 201 + RLG
			➔	+ ABS		24.0220-0033.2 480132	Ø 200,0 x 35 / 201 - RLG / + ABS Ring
1.6 16V	78	07/94→12/00	➔	→ 08/98; - ABS		24.0220-0012.1 480017 24.0220-0712.2 480208	Ø 200,0 x 35 / 201 - RLG Ø 200,0 x 35 / 201 + RLG
			➔	→ 08/98; + ABS		24.0220-0033.2 480132	Ø 200,0 x 35 / 201 - RLG / + ABS Ring
<b>Bremsbackensatz</b>							
1.4 16V	66	07/94→12/00	➔			03.0137-0266.2 650266 03.0420-1019.3 681019 03.0520-1019.3 691019	Ø 200 x 29 + HEB TRW Ø 200 x 29 Ø 19,05 + RZ / + Zub Kit TRW Ø 200 x 29 Ø 19,05 + RZ / + Zub TopKit
1.6 16V	78	07/94→12/00	➔	→ 08/98		03.0137-0266.2 650266 03.0420-1019.3 681019 03.0520-1019.3 691019	Ø 200 x 29 + HEB TRW Ø 200 x 29 Ø 19,05 + RZ / + Zub Kit TRW Ø 200 x 29 Ø 19,05 + RZ / + Zub TopKit
<b>Seilzug, Feststellbremse</b>							
1.4 16V	66	07/94→12/00	➔	☐; Trommelbremse		24.3727-0743.2 580743	L= 1.373 + Zub
			➔	☐; Trommelbremse		24.3727-0744.2 580744	L= 1.078 + Zub
1.6 16V	78	07/94→12/00	➔	☐; → 08/98; Trommelbremse		24.3727-0743.2 580743	L= 1.373 + Zub
			➔	☐; → 08/98; Trommelbremse		24.3727-0744.2 580744	L= 1.078 + Zub
<b>VAUXHALL - VECTRA (B) CC (J96) 08/95→07/03</b>							
<b>Radbremszylinder</b>							
1.6 i (F68) ↓	55	08/95→10/01	➔	W7154259→ W7999999		24.3219-1715.3 020122	Ø 19,05 ALU

	kw				!#		
<b>VAUXHALL - VECTRA (B) CC (J96) 08/95→07/03</b>							
<b> Radbremszylinder</b>							
1.6 i (F68)	55	08/95→10/01	➔	09/95→; → W1238518	24.3219-1715.3	020122	Ø 19,05 ALU
					24.3219-1767.3	020552	Ø 19,05 GG
			➔	W1238519→ W1999999	24.3219-1715.3	020122	Ø 19,05 ALU
			➔	09/95→; → W5276825	24.3219-1715.3	020122	Ø 19,05 ALU
					24.3219-1767.3	020552	Ø 19,05 GG
			➔	W5276826→ W5999999	24.3219-1715.3	020122	Ø 19,05 ALU
			➔	09/95→; → W7152258	24.3219-1715.3	020122	Ø 19,05 ALU
					24.3219-1767.3	020552	Ø 19,05 GG
2.0 Di 16V (F68)	60	08/95→10/01	➔	X1000001→	24.3220-1719.3	020448	Ø 20,64 ALU
			➔	X7000001→	24.3220-1719.3	020448	Ø 20,64 ALU
			➔	X5000001→	24.3220-1719.3	020448	Ø 20,64 ALU
			➔	11/96→; → W7152258	24.3219-1715.3	020122	Ø 19,05 ALU
					24.3219-1767.3	020552	Ø 19,05 GG
			➔	W7154259→ W7999999	24.3219-1715.3	020122	Ø 19,05 ALU
			➔	W1238519→ W1999999	24.3219-1715.3	020122	Ø 19,05 ALU
			➔	11/96→; → W5276825	24.3219-1715.3	020122	Ø 19,05 ALU
		24.3219-1767.3	020552	Ø 19,05 GG			
1.6 i (F68)	55	08/95→10/01	➔	W5276826→ W5999999	24.3219-1715.3	020122	Ø 19,05 ALU
			➔	11/96→; → W1238518	24.3219-1715.3	020122	Ø 19,05 ALU
					24.3219-1767.3	020552	Ø 19,05 GG
			➔	X1000001→	24.3220-1719.3	020448	Ø 20,64 ALU
			➔	X7000001→	24.3220-1719.3	020448	Ø 20,64 ALU
			➔	X5000001→	24.3220-1719.3	020448	Ø 20,64 ALU
			➔	11/96→	03.0137-9215.2	669215	
			➔	11/96→	03.0137-9215.2	669215	
<b> Bremstrommel</b>							
1.6 i (F68)	55	08/95→10/01	➔	09/95→; → W7999999	24.0223-0013.2	480061	Ø 230,0 x 50 / 231
					24.0223-0018.2	480136	Ø 230,0 x 49,3 / 231
2.0 Di 16V (F68)	60	08/95→10/01	➔	11/96→; → W7999999	24.0223-0013.2	480061	Ø 230,0 x 50 / 231
					24.0223-0018.2	480136	Ø 230,0 x 49,3 / 231
<b> Bremsbackensatz</b>							
1.6 i (F68)	55	08/95→10/01	➔	09/95→	03.0137-0322.2	650322	Ø 230 x 42
			➔	W1238519→ W1999999	03.0520-5719.3	695719	TRW Ø 230 x 42 Ø 19,05 + RZ / + Zub TopKit
			➔	W5276826→ W5999999	03.0520-5719.3	695719	TRW Ø 230 x 42 Ø 19,05 + RZ / + Zub TopKit
			➔	W7154259→ W7999999	03.0520-5719.3	695719	TRW Ø 230 x 42 Ø 19,05 + RZ / + Zub TopKit
			➔	X1000001→	03.0520-7320.3	697320	TRW Ø 230 x 42 Ø 20,64 + RZ / + Zub TopKit
2.0 Di 16V (F68)	60	08/95→10/01	➔	11/96→	03.0137-0322.2	650322	Ø 230 x 42
			➔	W1238519→ W1999999	03.0520-5719.3	695719	TRW Ø 230 x 42 Ø 19,05 + RZ / + Zub TopKit
			➔	W7154259→ W7999999	03.0520-5719.3	695719	TRW Ø 230 x 42 Ø 19,05 + RZ / + Zub TopKit
			➔	W5276826→ W5999999	03.0520-5719.3	695719	TRW Ø 230 x 42 Ø 19,05 + RZ / + Zub TopKit
			➔	X1000001→	03.0520-7320.3	697320	TRW Ø 230 x 42 Ø 20,64 + RZ / + Zub TopKit
<b> Bremsbackensatz, Feststellbremse</b>							
1.6 i 16V (F68)	74	08/95→10/01	➔	09/95→	03.0137-0172.2	650172	Ø 160 x 25
1.7 TD (F68)	60	10/95→11/96	➔		03.0137-0172.2	650172	Ø 160 x 25
1.8 i 16V (F68)	85	10/95→09/00					
2.0 DTi 16V (F68)	74	06/97→10/01					
2.0 i 16V (F68)	100	10/95→01/01					
2.5 i GSi (F68)	143	03/98→07/00					
2.5 i V6 (F68)	125	09/95→08/00					
↓							

**VAUXHALL - VECTRA (B) CC (J96) 08/95→07/03**

**Bremsbackensatz, Feststellbremse**

1.8 Dualfuel (F68)	92	09/00→07/03	➔	→ 04/02		03.0137-0172.2	650172	Ø 160 x 25
1.8 i 16V (F68)	92	09/00→07/03						
2.2 i 16V (F68)	108	09/00→07/03						
2.6 i V6 (F68)	125	09/00→07/03						
2.2 DTi 16V (F68)	92	08/95→10/01	➔	09/00→		03.0137-0172.2	650172	Ø 160 x 25

**Zubehörsatz, Feststellbremsbacken**

1.6 i 16V (F68)	74	08/95→10/01	➔	09/95→		03.0137-9243.2	669243	
1.7 TD (F68)	60	10/95→11/96	➔			03.0137-9243.2	669243	
1.8 i 16V (F68)	85	10/95→09/00						
2.0 DTi 16V (F68)	74	06/97→10/01						
2.0 i 16V (F68)	100	10/95→01/01						
2.5 i GSi (F68)	143	03/98→07/00						
2.5 i V6 (F68)	125	09/95→08/00						
1.8 Dualfuel (F68)	92	09/00→07/03	➔	→ 04/02		03.0137-9243.2	669243	
1.8 i 16V (F68)	92	09/00→07/03						
2.2 i 16V (F68)	108	09/00→07/03						
2.6 i V6 (F68)	125	09/00→07/03						
2.2 DTi 16V (F68)	92	08/95→10/01	➔	09/00→		03.0137-9243.2	669243	

**Seilzug, Feststellbremse**

1.6 i (F68)	55	08/95→10/01	☐; 09/95→; Trommelbremse	1	24.3727-0751.2	580751	L= 1.455 L2= 1.455 + Zub
			⬅; 09/95→; Trommelbremse	1	24.3727-0748.2	580748	L= 279 + Zub
			➔; 09/95→; Trommelbremse	2	24.3727-0745.2	580745	L= 210 + Zub
1.6 i 16V (F68)	74	08/95→10/01	☐; 09/95→; Scheibenbremse	1	24.3727-0751.2	580751	L= 1.455 L2= 1.455 + Zub
			⬅; 09/95→; Scheibenbremse	1	24.3727-0748.2	580748	L= 279 + Zub
			➔; 09/95→; Scheibenbremse	2	24.3727-0754.2	580754	L= 128 + Zub
1.7 TD (F68)	60	10/95→11/96	☐; Scheibenbremse	1	24.3727-0751.2	580751	L= 1.455 L2= 1.455 + Zub
			⬅; Scheibenbremse	1	24.3727-0748.2	580748	L= 279 + Zub
			➔; Scheibenbremse	2	24.3727-0754.2	580754	L= 128 + Zub
1.8 i 16V (F68)	85	10/95→09/00	☐; Scheibenbremse	1	24.3727-0751.2	580751	L= 1.455 L2= 1.455 + Zub
			⬅; Scheibenbremse	1	24.3727-0748.2	580748	L= 279 + Zub
			➔; Scheibenbremse	2	24.3727-0754.2	580754	L= 128 + Zub
2.0 DTi 16V (F68)	74	06/97→10/01	☐; Scheibenbremse	1	24.3727-0751.2	580751	L= 1.455 L2= 1.455 + Zub
			⬅; Scheibenbremse	1	24.3727-0748.2	580748	L= 279 + Zub
			➔; Scheibenbremse	2	24.3727-0754.2	580754	L= 128 + Zub
2.0 i 16V (F68)	100	10/95→01/01	☐; Scheibenbremse	1	24.3727-0751.2	580751	L= 1.455 L2= 1.455 + Zub
			⬅; Scheibenbremse	1	24.3727-0748.2	580748	L= 279 + Zub
			➔; Scheibenbremse	2	24.3727-0754.2	580754	L= 128 + Zub
2.5 i GSi (F68)	143	03/98→07/00	☐; Scheibenbremse	1	24.3727-0751.2	580751	L= 1.455 L2= 1.455 + Zub
			⬅; Scheibenbremse	1	24.3727-0748.2	580748	L= 279 + Zub
			➔; Scheibenbremse	2	24.3727-0754.2	580754	L= 128 + Zub
2.5 i V6 (F68)	125	09/95→08/00	☐; Scheibenbremse	1	24.3727-0751.2	580751	L= 1.455 L2= 1.455 + Zub
			⬅; Scheibenbremse	1	24.3727-0748.2	580748	L= 279 + Zub
			➔; Scheibenbremse	2	24.3727-0754.2	580754	L= 128 + Zub
1.8 Dualfuel (F68)	92	09/00→07/03	☐; → 04/02; Scheibenbremse	1	24.3727-0751.2	580751	L= 1.455 L2= 1.455 + Zub
			⬅; → 04/02; Scheibenbremse	1	24.3727-0748.2	580748	L= 279 + Zub
			➔; → 04/02; Scheibenbremse	2	24.3727-0754.2	580754	L= 128 + Zub
1.8 i 16V (F68)	92	09/00→07/03	☐; → 04/02; Scheibenbremse	1	24.3727-0751.2	580751	L= 1.455 L2= 1.455 + Zub
			⬅; → 04/02; Scheibenbremse	1	24.3727-0748.2	580748	L= 279 + Zub
			➔; → 04/02; Scheibenbremse	2	24.3727-0754.2	580754	L= 128 + Zub
2.2 i 16V (F68)	108	09/00→07/03	☐; → 04/02; Scheibenbremse	1	24.3727-0751.2	580751	L= 1.455 L2= 1.455 + Zub
			⬅; → 04/02; Scheibenbremse	1	24.3727-0748.2	580748	L= 279 + Zub
			➔; → 04/02; Scheibenbremse	2	24.3727-0754.2	580754	L= 128 + Zub
2.6 i V6 (F68)	125	09/00→07/03	☐; → 04/02; Scheibenbremse	1	24.3727-0751.2	580751	L= 1.455 L2= 1.455 + Zub
			⬅; → 04/02; Scheibenbremse	1	24.3727-0748.2	580748	L= 279 + Zub
			➔; → 04/02; Scheibenbremse	2	24.3727-0754.2	580754	L= 128 + Zub
2.0 Di 16V (F68)	60	08/95→10/01	☐; 11/96→; Trommelbremse	1	24.3727-0751.2	580751	L= 1.455 L2= 1.455 + Zub
			⬅; 11/96→; Trommelbremse	1	24.3727-0748.2	580748	L= 279 + Zub
			➔; 11/96→; Trommelbremse	2	24.3727-0760.2	580760	L= 220
2.2 DTi 16V (F68)	92	08/95→10/01	☐; 09/00→; Scheibenbremse	1	24.3727-0751.2	580751	L= 1.455 L2= 1.455 + Zub
			⬅; 09/00→; Scheibenbremse	1	24.3727-0748.2	580748	L= 279 + Zub
			➔; 09/00→; Scheibenbremse	2	24.3727-0754.2	580754	L= 128 + Zub

**VAUXHALL - VECTRA (B) Kombi (J96) 08/95→03/02**











**Bremsbackensatz, Feststellbremse**

1.8 Dualfuel (F35)	92	09/00→03/02	➔			03.0137-0172.2	650172	Ø 160 x 25
1.8 i 16V (F35)	85	11/96→09/00						
1.8 i 16V (F35)	92	09/00→03/02						
2.0 i 16V (F35)	100	10/95→01/01						
2.5 i GSi (F35)	143	05/98→09/99						
2.5 i V6 (F35)	125	11/96→08/00						
2.6 i V6 (F35)	125	09/00→03/02						
2.0 DI 16V (F35)	60	08/95→10/01	➔	11/96→		03.0137-0172.2	650172	Ø 160 x 25
2.0 DTi 16V (F35)	74	08/95→10/01	➔	06/97→		03.0137-0172.2	650172	Ø 160 x 25
2.2 DTi 16V (F35)	92	08/95→10/01	➔	09/00→		03.0137-0172.2	650172	Ø 160 x 25
2.2 i 16V (F35)	108	08/95→10/01						







**Zubehörsatz, Feststellbremsbacken**












1.8 Dualfuel (F35)	92	09/00→03/02	➔			03.0137-9243.2	669243	
1.8 i 16V (F35)	85	11/96→09/00						
1.8 i 16V (F35)	92	09/00→03/02						
2.0 i 16V (F35)	100	10/95→01/01						
2.5 i GSi (F35)	143	05/98→09/99						
2.5 i V6 (F35)	125	11/96→08/00						
2.6 i V6 (F35)	125	09/00→03/02						
2.0 DI 16V (F35)	60	08/95→10/01	➔	11/96→		03.0137-9243.2	669243	
2.0 DTi 16V (F35)	74	08/95→10/01	➔	06/97→		03.0137-9243.2	669243	
2.2 DTi 16V (F35)	92	08/95→10/01	➔	09/00→		03.0137-9243.2	669243	
2.2 i 16V (F35)	108	08/95→10/01						


















	kw				!#		
<b>VAUXHALL - VECTRA (B) Kombi (J96) 08/95→03/02</b>							
 <b>Seilzug, Feststellbremse</b>							
1.8 Dualfuel (F35)	92	09/00→03/02		☐; Scheibenbremse	1	24.3727-0751.2 580751	L= 1.455 L2= 1.455 + Zub
1.8 i 16V (F35)	85	11/96→09/00	←	☒; Scheibenbremse	1	24.3727-0748.2 580748	L= 279 + Zub
1.8 i 16V (F35)	92	09/00→03/02					
2.0 i 16V (F35)	100	10/95→01/01	→	☒; Scheibenbremse	2	24.3727-0754.2 580754	L= 128 + Zub
2.5 i GSi (F35)	143	05/98→09/99					
2.5 i V6 (F35)	125	11/96→08/00					
2.6 i V6 (F35)	125	09/00→03/02					
2.0 DI 16V (F35)	60	08/95→10/01		☐; 11/96→; Scheibenbremse	1	24.3727-0751.2 580751	L= 1.455 L2= 1.455 + Zub
			←	☒; 11/96→; Scheibenbremse	1	24.3727-0748.2 580748	L= 279 + Zub
			→	☒; 11/96→; Scheibenbremse	2	24.3727-0754.2 580754	L= 128 + Zub
2.0 DTI 16V (F35)	74	08/95→10/01		☐; 06/97→; Scheibenbremse	1	24.3727-0751.2 580751	L= 1.455 L2= 1.455 + Zub
			←	☒; 06/97→; Scheibenbremse	1	24.3727-0748.2 580748	L= 279 + Zub
			→	☒; 06/97→; Scheibenbremse	2	24.3727-0754.2 580754	L= 128 + Zub
2.2 DTI 16V (F35)	92	08/95→10/01		☐; 09/00→; Scheibenbremse	1	24.3727-0751.2 580751	L= 1.455 L2= 1.455 + Zub
2.2 i 16V (F35)	108	08/95→10/01	←	☒; 09/00→; Scheibenbremse	1	24.3727-0748.2 580748	L= 279 + Zub
			→	☒; 09/00→; Scheibenbremse	2	24.3727-0754.2 580754	L= 128 + Zub
<b>VAUXHALL - VECTRA (B) Stufenheck (J96) 08/95→03/02</b>							
 <b>Radbremszylinder</b>							
1.6 i (F19)	55	08/95→10/01	→	W7154259→ W7999999		24.3219-1715.3 020122	Ø 19,05 ALU
			→	09/95→; → W1238518		24.3219-1715.3 020122	Ø 19,05 ALU
						24.3219-1767.3 020552	Ø 19,05 GG
			→	W1238519→ W1999999		24.3219-1715.3 020122	Ø 19,05 ALU
			→	09/95→; → W5276825		24.3219-1715.3 020122	Ø 19,05 ALU
						24.3219-1767.3 020552	Ø 19,05 GG
			→	W5276826→ W5999999		24.3219-1715.3 020122	Ø 19,05 ALU
			→	09/95→; → W7152258		24.3219-1715.3 020122	Ø 19,05 ALU
						24.3219-1767.3 020552	Ø 19,05 GG
			→	X1000001→		24.3220-1719.3 020448	Ø 20,64 ALU
			→	X7000001→		24.3220-1719.3 020448	Ø 20,64 ALU
			→	X5000001→		24.3220-1719.3 020448	Ø 20,64 ALU
2.0 DI 16V (F19)	60	08/95→10/01	→	11/96→; → W7152258		24.3219-1715.3 020122	Ø 19,05 ALU
						24.3219-1767.3 020552	Ø 19,05 GG
			→	W7154259→ W7999999		24.3219-1715.3 020122	Ø 19,05 ALU
			→	W1238519→ W1999999		24.3219-1715.3 020122	Ø 19,05 ALU
			→	11/96→; → W5276825		24.3219-1715.3 020122	Ø 19,05 ALU
						24.3219-1767.3 020552	Ø 19,05 GG
			→	W5276826→ W5999999		24.3219-1715.3 020122	Ø 19,05 ALU
			→	11/96→; → W1238518		24.3219-1715.3 020122	Ø 19,05 ALU
						24.3219-1767.3 020552	Ø 19,05 GG
			→	X1000001→		24.3220-1719.3 020448	Ø 20,64 ALU
			→	X7000001→		24.3220-1719.3 020448	Ø 20,64 ALU
			→	X5000001→		24.3220-1719.3 020448	Ø 20,64 ALU
<b>Zubehörsatz, Bremsbacken</b>							
1.6 i (F19)	55	08/95→10/01	→	09/95→		03.0137-9215.2 669215	
2.0 DI 16V (F19)	60	08/95→10/01	→	11/96→		03.0137-9215.2 669215	
 <b>Bremstrommel</b>							
1.6 i (F19)	55	08/95→10/01	→	09/95→; → W7999999		24.0223-0013.2 480061	Ø 230,0 x 50 / 231
			→	X1000001→		24.0223-0018.2 480136	Ø 230,0 x 49,3 / 231
2.0 DI 16V (F19)	60	08/95→10/01	→	11/96→; → W7999999		24.0223-0013.2 480061	Ø 230,0 x 50 / 231
			→	X1000001→		24.0223-0018.2 480136	Ø 230,0 x 49,3 / 231
 <b>Bremsbackensatz</b>							
1.6 i (F19)	55	08/95→10/01	→	09/95→		03.0137-0322.2 650322	Ø 230 x 42
			→	W1238519→ W1999999		03.0520-5719.3 695719	TRW Ø 230 x 42 Ø 19,05 + RZ / + Zub TopKit
			→	W5276826→ W5999999		03.0520-5719.3 695719	TRW Ø 230 x 42 Ø 19,05 + RZ / + Zub TopKit
↓							









	kw				!#			
<b>VAUXHALL - VECTRA (B) Stufenheck (J96) 08/95→03/02</b>								
<b>Bremsbackensatz</b>								
1.6 i (F19)	55	08/95→10/01	➔	W7154259→ W7999999		<b>03.0520-5719.3 695719</b>	TRW Ø 230 x 42 Ø 19,05 + RZ / + Zub TopKit	
			➔	X1000001→		<b>03.0520-7320.3 697320</b>	TRW Ø 230 x 42 Ø 20,64 + RZ / + Zub TopKit	
2.0 DI 16V (F19)	60	08/95→10/01	➔	11/96→		<b>03.0137-0322.2 650322</b>	Ø 230 x 42	
			➔	W1238519→ W1999999		<b>03.0520-5719.3 695719</b>	TRW Ø 230 x 42 Ø 19,05 + RZ / + Zub TopKit	
			➔	W7154259→ W7999999		<b>03.0520-5719.3 695719</b>	TRW Ø 230 x 42 Ø 19,05 + RZ / + Zub TopKit	
			➔	W5276826→ W5999999		<b>03.0520-5719.3 695719</b>	TRW Ø 230 x 42 Ø 19,05 + RZ / + Zub TopKit	
			➔	X1000001→		<b>03.0520-7320.3 697320</b>	TRW Ø 230 x 42 Ø 20,64 + RZ / + Zub TopKit	
<b>Bremsbackensatz, Feststellbremse</b>								
1.6 i 16V (F19)	74	08/95→10/01	➔	09/95→		<b>03.0137-0172.2 650172</b>	Ø 160 x 25	
1.7 TD (F19)	60	10/95→11/96	➔			<b>03.0137-0172.2 650172</b>	Ø 160 x 25	
1.8 Dualfuel (F19)	92	09/00→03/02						
1.8 i 16V (F19)	85	10/95→09/00						
1.8 i 16V (F19)	92	09/00→03/02						
2.0 i 16V (F19)	100	10/95→01/01						
2.5 i GSi (F19)	143	03/98→07/00						
2.5 i V6 (F19)	125	09/95→08/00						
2.6 i V6 (F19)	125	09/00→03/02						
2.0 DTI 16V (F19)	74	08/95→10/01	➔	06/97→		<b>03.0137-0172.2 650172</b>	Ø 160 x 25	
2.2 DTI 16V (F19)	92	08/95→10/01	➔	09/00→		<b>03.0137-0172.2 650172</b>	Ø 160 x 25	
2.2 i 16V (F19)	108	08/95→10/01						
<b>Zubehörsatz, Feststellbremsbacken</b>								
1.6 i 16V (F19)	74	08/95→10/01	➔	09/95→		<b>03.0137-9243.2 669243</b>		
1.7 TD (F19)	60	10/95→11/96	➔			<b>03.0137-9243.2 669243</b>		
1.8 Dualfuel (F19)	92	09/00→03/02						
1.8 i 16V (F19)	85	10/95→09/00						
1.8 i 16V (F19)	92	09/00→03/02						
2.0 i 16V (F19)	100	10/95→01/01						
2.5 i GSi (F19)	143	03/98→07/00						
2.5 i V6 (F19)	125	09/95→08/00						
2.6 i V6 (F19)	125	09/00→03/02						
2.0 DTI 16V (F19)	74	08/95→10/01	➔	06/97→		<b>03.0137-9243.2 669243</b>		
2.2 DTI 16V (F19)	92	08/95→10/01	➔	09/00→		<b>03.0137-9243.2 669243</b>		
2.2 i 16V (F19)	108	08/95→10/01						
<b>Seilzug, Feststellbremse</b>								
1.6 i (F19)	55	08/95→10/01		☐; 09/95→; Trommelbremse	1	<b>24.3727-0751.2 580751</b>	L= 1.455 L2= 1.455 + Zub	
			←	☒; 09/95→; Trommelbremse	1	<b>24.3727-0748.2 580748</b>	L= 279 + Zub	
			➔	☒; 09/95→; Trommelbremse	2	<b>24.3727-0745.2 580745</b>	L= 210 + Zub	
1.6 i 16V (F19)	74	08/95→10/01		☐; 09/95→; Scheibenbremse	1	<b>24.3727-0751.2 580751</b>	L= 1.455 L2= 1.455 + Zub	
			←	☒; 09/95→; Scheibenbremse	1	<b>24.3727-0748.2 580748</b>	L= 279 + Zub	
			➔	☒; 09/95→; Scheibenbremse	2	<b>24.3727-0754.2 580754</b>	L= 128 + Zub	
1.7 TD (F19)	60	10/95→11/96		☐; Scheibenbremse	1	<b>24.3727-0751.2 580751</b>	L= 1.455 L2= 1.455 + Zub	
			←	☒; Scheibenbremse	1	<b>24.3727-0748.2 580748</b>	L= 279 + Zub	
			➔	☒; Scheibenbremse	2	<b>24.3727-0754.2 580754</b>	L= 128 + Zub	
1.8 Dualfuel (F19)	92	09/00→03/02						
			←					
			➔					
1.8 i 16V (F19)	85	10/95→09/00						
			←					
			➔					
1.8 i 16V (F19)	92	09/00→03/02						
			←					
			➔					
2.0 i 16V (F19)	100	10/95→01/01						
			←					
			➔					
2.5 i GSi (F19)	143	03/98→07/00						
			←					
			➔					
2.5 i V6 (F19)	125	09/95→08/00						
			←					
			➔					
2.6 i V6 (F19)	125	09/00→03/02						
			←					
			➔					
2.0 DI 16V (F19)	60	08/95→10/01		☐; 11/96→; Trommelbremse	1	<b>24.3727-0751.2 580751</b>	L= 1.455 L2= 1.455 + Zub	
			←	☒; 11/96→; Trommelbremse	1	<b>24.3727-0748.2 580748</b>	L= 279 + Zub	
			➔	☒; 11/96→; Trommelbremse	2	<b>24.3727-0760.2 580760</b>	L= 220	
2.0 DTI 16V (F19)	74	08/95→10/01		☐; 06/97→; Scheibenbremse	1	<b>24.3727-0751.2 580751</b>	L= 1.455 L2= 1.455 + Zub	
			←	☒; 06/97→; Scheibenbremse	1	<b>24.3727-0748.2 580748</b>	L= 279 + Zub	
			➔	☒; 06/97→; Scheibenbremse	2	<b>24.3727-0754.2 580754</b>	L= 128 + Zub	
2.2 DTI 16V (F19)	92	08/95→10/01		☐; 09/00→; Scheibenbremse	1	<b>24.3727-0751.2 580751</b>	L= 1.455 L2= 1.455 + Zub	
			←	☒; 09/00→; Scheibenbremse	1	<b>24.3727-0748.2 580748</b>	L= 279 + Zub	
			➔	☒; 09/00→; Scheibenbremse	2	<b>24.3727-0754.2 580754</b>	L= 128 + Zub	
2.2 i 16V (F19)	108	08/95→10/01						

	kw				!#		
<b>VAUXHALL - VECTRA Mk II (C) (Z02) 01/00→10/08</b>							
 <b>Seilzug, Feststellbremse</b>							
1.8 1.8 16V 1.8 16V Dualfuel 3.2 V6	103 90 90 155	01/06→07/08 04/02→07/08 04/02→07/08 06/03→07/08	➡	⏏; für Fahrzeuge ohne Schlechtwegeausführung; Scheibenbremse	1	24.3727-0758.2 580758	L= 1.630 L2= 1.573
2.0 16V Turbo	129	01/00→10/08	➡	⏏; 03/03→; für Fahrzeuge ohne Schlechtwegeausführung; Scheibenbremse	1	24.3727-0758.2 580758	L= 1.630 L2= 1.573
2.2 16V	108	01/02→10/08	➡	⏏; 04/02→; für Fahrzeuge ohne Schlechtwegeausführung; Scheibenbremse	1	24.3727-0758.2 580758	L= 1.630 L2= 1.573
2.2 direct	114	01/02→10/08	➡	⏏; 10/03→; für Fahrzeuge ohne Schlechtwegeausführung; Scheibenbremse	1	24.3727-0758.2 580758	L= 1.630 L2= 1.573
<b>VAUXHALL - VECTRA Mk II (C) CC (Z02) 08/02→07/08</b>							
 <b>Seilzug, Feststellbremse</b>							
1.8 1.8 16V 1.8 16V Dualfuel 2.0 16V Turbo 2.2 16V 2.2 direct 2.8 V6 Turbo 2.8 V6 Turbo 2.8 V6 Turbo 3.2 V6	103 90 90 129 108 114 169 184 188 155	01/06→07/08 08/02→07/08 08/02→07/08 03/03→07/08 08/02→07/08 10/03→08/05 08/05→07/08 08/06→07/08 08/05→07/08 08/02→07/08	➡	⏏; für Fahrzeuge ohne Schlechtwegeausführung; Scheibenbremse	1	24.3727-0758.2 580758	L= 1.630 L2= 1.573
<b>VAUXHALL - VECTRA Mk II (C) Kombi (Z02) 10/03→05/09</b>							
 <b>Seilzug, Feststellbremse</b>							
1.9 CDTI 2.0 DTI 16V 2.2 DTI 16V 3.0 V6 CDTI	88 74 92 130	04/04→07/08 10/03→07/08 10/03→07/08 10/03→08/05	➡	⏏; für Fahrzeuge ohne Schlechtwegeausführung; Scheibenbremse	1	24.3727-0788.2 580788	L= 1.800 L2= 1.800
1.9 CDTI 16V	110	04/04→05/09	➡	⏏; für Fahrzeuge ohne Schlechtwegeausführung; → 10/08; Scheibenbremse	1	24.3727-0788.2 580788	L= 1.800 L2= 1.800
<b>VAUXHALL - VIVA (C16) 01/15→</b>							
<b>Zubehörsatz, Bremsbacken</b>							
1.0 1.0 LPG	55 54	01/15→ 06/15→	➡			03.0137-9314.2 669314	
 <b>Bremsbackensatz</b>							
1.0 1.0 LPG	55 54	01/15→ 06/15→	➡			03.0137-0533.2 650533	Ø 200 x 36 + HEB
<b>VAUXHALL - VIVARO Combi (X83) 08/01→07/14</b>							
 <b>Seilzug, Feststellbremse</b>							
1.9 DI 1.9 DTI 2.0 16V	59 74 88	08/01→12/06 08/01→12/06 08/01→12/06	←	⏏; → AV606709 / AY606709; für Linkslenker; Kasten/Kombi; kurzer Radstand	1	24.3727-0796.2 580796	Satz L= 1.245 L2= 498
			←	⏏; → AV606709 / AY606709; für Linkslenker; Kasten/Kombi; langer Radstand	1	24.3727-0797.2 580797	Satz L= 1.643 L2= 498
			➡	⏏		24.3727-1068.2 581068	L= 1.503
			➡	⏏		24.3727-1071.2 581071	L= 1.603
2.0 CDTI 2.5 CDTI	66 107	01/06→07/14 01/06→07/14	←	⏏; 08/06→; → AV606709 / AY606709; für Linkslenker; Kasten/Kombi; kurzer Radstand	1	24.3727-0796.2 580796	Satz L= 1.245 L2= 498
			←	⏏; 08/06→; → AV606709 / AY606709; für Linkslenker; Kasten/Kombi; langer Radstand	1	24.3727-0797.2 580797	Satz L= 1.643 L2= 498
			➡	⏏; 08/06→ 06/14		24.3727-1068.2 581068	L= 1.503
			➡	⏏; 08/06→ 06/14		24.3727-1071.2 581071	L= 1.603
2.0 CDTI 2.0 ECOTEC 2.5 CDTI 2.5 DTI	84 86 84 99	08/06→07/14 08/06→07/14 08/06→07/14 07/03→07/14	←	⏏; → AV606709 / AY606709; für Linkslenker; Kasten/Kombi; kurzer Radstand	1	24.3727-0796.2 580796	Satz L= 1.245 L2= 498
			←	⏏; → AV606709 / AY606709; für Linkslenker; Kasten/Kombi; langer Radstand	1	24.3727-0797.2 580797	Satz L= 1.643 L2= 498
			➡	⏏; → 06/14		24.3727-1068.2 581068	L= 1.503
			➡	⏏; → 06/14		24.3727-1071.2 581071	L= 1.603










	kw				!#			
<b>VAUXHALL - VIVARO Kasten (X83) 08/01→07/14</b>								
 <b>Seilzug, Feststellbremse</b>								
1.9 DI 1.9 DTI 2.0 16V 2.5 CDTI	59	08/01→12/06	←	↑; → AV606709 / AY606709; für Linkslenker; Kasten/Kombi; kurzer Radstand	1	24.3727-0796.2	580796	Satz L= 1.245 L2= 498
	74	08/01→12/06	←	↑; → AV606709 / AY606709; für Linkslenker; Kasten/Kombi; kurzer Radstand	1	24.3727-0797.2	580797	Satz L= 1.643 L2= 498
	88	08/01→12/06	→	□		24.3727-1068.2	581068	L= 1.503
	84	08/06→08/08	→	□		24.3727-1071.2	581071	L= 1.603
2.0 CDTI	66	01/06→07/14	←	↑; 08/06→; → AV606709 / AY606709; für Linkslenker; Kasten/Kombi; kurzer Radstand	1	24.3727-0796.2	580796	Satz L= 1.245 L2= 498
			←	↑; 08/06→; → AV606709 / AY606709; für Linkslenker; Kasten/Kombi; langer Radstand	1	24.3727-0797.2	580797	Satz L= 1.643 L2= 498
			→	□; 08/06→ 06/14		24.3727-1068.2	581068	L= 1.503
			→	□; 08/06→ 06/14		24.3727-1071.2	581071	L= 1.603
2.0 CDTI 2.0 ECOTEC 2.5 CDTI 2.5 DTI	84 86 107 99	08/06→07/14 08/06→07/14 08/06→07/14 07/03→07/14	←	↑; → AV606709 / AY606709; für Linkslenker; Kasten/Kombi; kurzer Radstand	1	24.3727-0796.2	580796	Satz L= 1.245 L2= 498
			←	↑; → AV606709 / AY606709; für Linkslenker; Kasten/Kombi; langer Radstand	1	24.3727-0797.2	580797	Satz L= 1.643 L2= 498
			→	□; → 06/14		24.3727-1068.2	581068	L= 1.503
			→	□; → 06/14		24.3727-1071.2	581071	L= 1.603
<b>VAUXHALL - VIVARO Pritsche/Fahrgestell (X83) 04/03→07/14</b>								
 <b>Seilzug, Feststellbremse</b>								
1.9 DI 2.0 16V 2.0 CDTI 2.0 ECOTEC 2.5 CDTI 2.5 DTI	59 88 84 86 84 107	04/03→07/14 04/03→07/14 08/06→07/14 08/06→07/14 08/06→07/14 08/06→07/14	←	↑; für Linkslenker; → AV606709 / AY606709; Kasten/Kombi; kurzer Radstand	1	24.3727-0796.2	580796	Satz L= 1.245 L2= 498
			←	↑; für Linkslenker; → AV606709 / AY606709; Kasten/Kombi; langer Radstand	1	24.3727-0797.2	580797	Satz L= 1.643 L2= 498
			→	□; → 06/14		24.3727-1068.2	581068	L= 1.503
			→	□; → 06/14		24.3727-1071.2	581071	L= 1.603
2.0 CDTI	66	01/06→07/14	←	↑; 08/06→; → AV606709 / AY606709; für Linkslenker; Kasten/Kombi; kurzer Radstand	1	24.3727-0796.2	580796	Satz L= 1.245 L2= 498
			←	↑; 08/06→; → AV606709 / AY606709; für Linkslenker; Kasten/Kombi; langer Radstand	1	24.3727-0797.2	580797	Satz L= 1.643 L2= 498
			→	□; 08/06→ 06/14		24.3727-1068.2	581068	L= 1.503
			→	□; 08/06→ 06/14		24.3727-1071.2	581071	L= 1.603
2.5 CDTI	99	04/03→07/06	←	↑; 05/03→; für Linkslenker; → AV606709 / AY606709; Kasten/Kombi; kurzer Radstand	1	24.3727-0796.2	580796	Satz L= 1.245 L2= 498
			←	↑; 05/03→; für Linkslenker; → AV606709 / AY606709; Kasten/Kombi; langer Radstand	1	24.3727-0797.2	580797	Satz L= 1.643 L2= 498
			→	□; 05/03→		24.3727-1068.2	581068	L= 1.503
			→	□; 05/03→		24.3727-1071.2	581071	L= 1.603
<b>VAUXHALL - ZAFIRA Mk I (A) (T98) 11/98→08/05</b>								
 <b>Radbremszylinder</b>								
1.6 16V	74	04/99→08/05	→	→ 06/05		24.3220-1719.3	020448	Ø 20,64 ALU
1.6 CNG	71	09/01→06/05	→			24.3220-1719.3	020448	Ø 20,64 ALU
1.6 Dualfuel	74	11/98→08/05	→	04/99→ 06/05		24.3220-1719.3	020448	Ø 20,64 ALU
<b>Zubehörsatz, Bremsbacken</b>								
1.6 16V	74	04/99→08/05	→	→ 12999999		03.0137-9215.2	669215	
			→	22000001→; → 06/05		03.0137-9215.2	669215	
1.6 CNG	71	09/01→06/05	→	→ 12999999		03.0137-9215.2	669215	
			→	22000001→		03.0137-9215.2	669215	
1.6 Dualfuel	74	11/98→08/05	→	04/99→; → 12999999		03.0137-9215.2	669215	
			→	22000001→; → 06/05		03.0137-9215.2	669215	
↓								

	kw				!#		
<b>VAUXHALL - ZAFIRA Mk I (A) (T98) 11/98→08/05</b>							
<b>Bremstrommel</b>							
1.6 16V	74	04/99→08/05	➡	→ 06/05		24.0223-0018.2 480136	Ø 230,0 x 49,3 / 231
1.6 CNG	71	09/01→06/05	➡			24.0223-0018.2 480136	Ø 230,0 x 49,3 / 231
1.6 Dualfuel	74	11/98→08/05	➡	04/99→ 06/05		24.0223-0018.2 480136	Ø 230,0 x 49,3 / 231
<b>Bremsbackensatz</b>							
1.6 16V	74	04/99→08/05	➡	→ 12999999		03.0137-0322.2 650322 03.0520-7320.3 697320	Ø 230 x 42 TRW Ø 230 x 42 Ø 20,64 + RZ / + Zub TopKit
			➡	22000001→; → 06/05		03.0137-0424.2 650424	Ø 230 x 42 + HEB
1.6 CNG	71	09/01→06/05	➡	→ 12999999		03.0137-0322.2 650322 03.0520-7320.3 697320	Ø 230 x 42 TRW Ø 230 x 42 Ø 20,64 + RZ / + Zub TopKit
			➡	22000001→		03.0137-0424.2 650424	Ø 230 x 42 + HEB
1.6 Dualfuel	74	11/98→08/05	➡	04/99→; → 12999999		03.0137-0322.2 650322 03.0520-7320.3 697320	Ø 230 x 42 TRW Ø 230 x 42 Ø 20,64 + RZ / + Zub TopKit
			➡	22000001→; → 06/05		03.0137-0424.2 650424	Ø 230 x 42 + HEB
<b>Seilzug, Feststellbremse</b>							
1.6 16V	74	04/99→08/05	⬅	⬆; → 1H999999; Scheibenbremse	1	24.3727-0748.2 580748	L= 279 + Zub
			⬅	⬆; → 06/05; Trommelbremse	1	24.3727-0748.2 580748	L= 279 + Zub
			⬅	⬆; 22006461→ 32999999; Scheibenbremse	1	24.3727-0748.2 580748	L= 279 + Zub
			⬅	⬆; 42000001→; → 06/05; Scheibenbremse	1	24.3727-0748.2 580748	L= 279 + Zub
			⬅	⬆; → 22006460; Scheibenbremse	1	24.3727-0748.2 580748	L= 279 + Zub
			⬅	⬆; 2H000001→ 32999999; Scheibenbremse	1	24.3727-0748.2 580748	L= 279 + Zub
			➡	⬇; → 06/05; Trommelbremse	2	24.3727-0746.2 580746	L= 182 + Zub
			➡	⬇; 2H000001→ 32999999; Scheibenbremse	1	24.3727-0756.2 580756	L= 1.680 L2= 1.680 + Zub
			➡	⬇; 22006461→ 32999999; Scheibenbremse	1	24.3727-0756.2 580756	L= 1.680 L2= 1.680 + Zub
			➡	⬇; → 1H999999; Scheibenbremse	1	24.3727-0757.2 580757	L= 1.680 L2= 1.680 + Zub
			➡	⬇; → 22006460; Scheibenbremse	1	24.3727-0757.2 580757	L= 1.680 L2= 1.680 + Zub
			➡	⬇; 42000001→; → 06/05; für Fahrzeuge ohne Schlechtwegeaus- führung; Scheibenbremse	1	24.3727-0784.2 580784	L= 1.677 L2= 1.677 + Zub
1.6 CNG	71	09/01→06/05	⬅	⬆; Trommelbremse	1	24.3727-0748.2 580748	L= 279 + Zub
			⬅	⬆; 42000001→; Scheibenbremse	1	24.3727-0748.2 580748	L= 279 + Zub
			⬅	⬆; 22006461→ 32999999; Scheibenbremse	1	24.3727-0748.2 580748	L= 279 + Zub
			⬅	⬆; → 1H999999; Scheibenbremse	1	24.3727-0748.2 580748	L= 279 + Zub
			⬅	⬆; → 22006460; Scheibenbremse	1	24.3727-0748.2 580748	L= 279 + Zub
			⬅	⬆; 2H000001→ 32999999; Scheibenbremse	1	24.3727-0748.2 580748	L= 279 + Zub
			➡	⬇; Trommelbremse	2	24.3727-0746.2 580746	L= 182 + Zub
			➡	⬇; 2H000001→ 32999999; Scheibenbremse	1	24.3727-0756.2 580756	L= 1.680 L2= 1.680 + Zub
			➡	⬇; 22006461→ 32999999; Scheibenbremse	1	24.3727-0756.2 580756	L= 1.680 L2= 1.680 + Zub
			➡	⬇; → 22006460; Scheibenbremse	1	24.3727-0757.2 580757	L= 1.680 L2= 1.680 + Zub
			➡	⬇; → 1H999999; Scheibenbremse	1	24.3727-0757.2 580757	L= 1.680 L2= 1.680 + Zub
			➡	⬇; 42000001→; für Fahrzeuge ohne Schlechtwegeaus- führung; Scheibenbremse	1	24.3727-0784.2 580784	L= 1.677 L2= 1.677 + Zub
1.6 Dualfuel	74	11/98→08/05	⬅	⬆; 04/99→; → 1H999999; Scheibenbremse	1	24.3727-0748.2 580748	L= 279 + Zub
			⬅	⬆; 42000001→; → 06/05; Scheibenbremse	1	24.3727-0748.2 580748	L= 279 + Zub
			⬅	⬆; 22006461→ 32999999; Scheibenbremse	1	24.3727-0748.2 580748	L= 279 + Zub
			⬅	⬆; 04/99→ 06/05; Trommelbremse	1	24.3727-0748.2 580748	L= 279 + Zub
























	kw				!#			
<b>VAUXHALL - ZAFIRA Mk I (A) (T98) 11/98→08/05</b>								
<b>Seilzug, Feststellbremse</b>								
1.6 Dualfuel	74	11/98→08/05	←	↑; 2H000001→ 32999999; Scheibenbremse	1	24.3727-0748.2	580748	L= 279 + Zub
			←	↑; 04/99→; → 22006460; Scheibenbremse	1	24.3727-0748.2	580748	L= 279 + Zub
			→	↓; 04/99→ 06/05; Trommelbremse	2	24.3727-0746.2	580746	L= 182 + Zub
			→	↓; 2H000001→ 32999999; Scheibenbremse	1	24.3727-0756.2	580756	L= 1.680 L2= 1.680 + Zub
			→	↓; 22006461→ 32999999; Scheibenbremse	1	24.3727-0756.2	580756	L= 1.680 L2= 1.680 + Zub
			→	↓; 04/99→; → 22006460; Scheibenbremse	1	24.3727-0757.2	580757	L= 1.680 L2= 1.680 + Zub
			→	↓; 04/99→; → 1H999999; Scheibenbremse	1	24.3727-0757.2	580757	L= 1.680 L2= 1.680 + Zub
			→	↓; 42000001→; → 06/05; für Fahrzeuge ohne Schlechtwegeausführung; Scheibenbremse	1	24.3727-0784.2	580784	L= 1.677 L2= 1.677 + Zub
1.8 16V 2.0 2.0 GSI Turbo	85 147 141	05/99→08/00 06/02→06/05 09/01→06/05	←	↑; → 1H999999; Scheibenbremse	1	24.3727-0748.2	580748	L= 279 + Zub
			←	↑; 42000001→; Scheibenbremse	1	24.3727-0748.2	580748	L= 279 + Zub
			←	↑; 22006461→ 32999999; Scheibenbremse	1	24.3727-0748.2	580748	L= 279 + Zub
			←	↑; 2H000001→ 32999999; Scheibenbremse	1	24.3727-0748.2	580748	L= 279 + Zub
			←	↑; → 22006460; Scheibenbremse	1	24.3727-0748.2	580748	L= 279 + Zub
			→	↓; 2H000001→ 32999999; Scheibenbremse	1	24.3727-0756.2	580756	L= 1.680 L2= 1.680 + Zub
			→	↓; 22006461→ 32999999; Scheibenbremse	1	24.3727-0756.2	580756	L= 1.680 L2= 1.680 + Zub
			→	↓; → 22006460; Scheibenbremse	1	24.3727-0757.2	580757	L= 1.680 L2= 1.680 + Zub
			→	↓; → 1H999999; Scheibenbremse	1	24.3727-0757.2	580757	L= 1.680 L2= 1.680 + Zub
			→	↓; 42000001→; für Fahrzeuge ohne Schlechtwegeausführung; Scheibenbremse	1	24.3727-0784.2	580784	L= 1.677 L2= 1.677 + Zub
1.8 16V 1.8 Dualfuel 2.0 DI 16V	92 92 60	09/00→08/05 09/00→08/05 10/99→08/05	←	↑; → 1H999999; Scheibenbremse	1	24.3727-0748.2	580748	L= 279 + Zub
			←	↑; 42000001→; → 06/05; Scheibenbremse	1	24.3727-0748.2	580748	L= 279 + Zub
			←	↑; 22006461→ 32999999; Scheibenbremse	1	24.3727-0748.2	580748	L= 279 + Zub
			←	↑; → 22006460; Scheibenbremse	1	24.3727-0748.2	580748	L= 279 + Zub
			←	↑; 2H000001→ 32999999; Scheibenbremse	1	24.3727-0748.2	580748	L= 279 + Zub
			→	↓; 2H000001→ 32999999; Scheibenbremse	1	24.3727-0756.2	580756	L= 1.680 L2= 1.680 + Zub
			→	↓; 22006461→ 32999999; Scheibenbremse	1	24.3727-0756.2	580756	L= 1.680 L2= 1.680 + Zub
			→	↓; → 1H999999; Scheibenbremse	1	24.3727-0757.2	580757	L= 1.680 L2= 1.680 + Zub
			→	↓; → 22006460; Scheibenbremse	1	24.3727-0757.2	580757	L= 1.680 L2= 1.680 + Zub
			→	↓; 42000001→; → 06/05; für Fahrzeuge ohne Schlechtwegeausführung; Scheibenbremse	1	24.3727-0784.2	580784	L= 1.677 L2= 1.677 + Zub
2.0 DTI 16V	74	04/99→08/05	←	↑; 06/00→; → 22006460; Scheibenbremse	1	24.3727-0748.2	580748	L= 279 + Zub
			←	↑; 42000001→; → 06/05; Scheibenbremse	1	24.3727-0748.2	580748	L= 279 + Zub
			←	↑; 22006461→ 32999999; Scheibenbremse	1	24.3727-0748.2	580748	L= 279 + Zub
			←	↑; 06/00→; → 1H999999; Scheibenbremse	1	24.3727-0748.2	580748	L= 279 + Zub
			←	↑; 2H000001→ 32999999; Scheibenbremse	1	24.3727-0748.2	580748	L= 279 + Zub
			→	↓; 2H000001→ 32999999; Scheibenbremse	1	24.3727-0756.2	580756	L= 1.680 L2= 1.680 + Zub
			→	↓; 22006461→ 32999999; Scheibenbremse	1	24.3727-0756.2	580756	L= 1.680 L2= 1.680 + Zub
			→	↓; 06/00→; → 1H999999; Scheibenbremse	1	24.3727-0757.2	580757	L= 1.680 L2= 1.680 + Zub
			→	↓; 06/00→; → 22006460; Scheibenbremse	1	24.3727-0757.2	580757	L= 1.680 L2= 1.680 + Zub
			↓					
























	kw				!#		
<b>VAUXHALL - ZAFIRA Mk I (A) (T98) 11/98→08/05</b>							
 <b>Seilzug, Feststellbremse</b>							
2.0 DTI 16V	74	04/99→08/05	➡	⚠; 42000001→; → 06/05; für Fahrzeuge ohne Schlechtwegeausführung; Scheibenbremse	1	24.3727-0784.2 580784	L= 1.677 L2= 1.677 + Zub
2.2 16V	108	11/98→08/04	⬅	⚠; 09/00→; → 22006460; Scheibenbremse	1	24.3727-0748.2 580748	L= 279 + Zub
			⬅	⚠; 42000001→; Scheibenbremse	1	24.3727-0748.2 580748	L= 279 + Zub
			⬅	⚠; 2H000001→ 32999999; Scheibenbremse	1	24.3727-0748.2 580748	L= 279 + Zub
			⬅	⚠; 22006461→ 32999999; Scheibenbremse	1	24.3727-0748.2 580748	L= 279 + Zub
			⬅	⚠; 09/00→; → 1H999999; Scheibenbremse	1	24.3727-0748.2 580748	L= 279 + Zub
			➡	⚠; 22006461→ 32999999; Scheibenbremse	1	24.3727-0756.2 580756	L= 1.680 L2= 1.680 + Zub
			➡	⚠; 2H000001→ 32999999; Scheibenbremse	1	24.3727-0756.2 580756	L= 1.680 L2= 1.680 + Zub
			➡	⚠; 09/00→; → 1H999999; Scheibenbremse	1	24.3727-0757.2 580757	L= 1.680 L2= 1.680 + Zub
			➡	⚠; 09/00→; → 22006460; Scheibenbremse	1	24.3727-0757.2 580757	L= 1.680 L2= 1.680 + Zub
			➡	⚠; 42000001→; für Fahrzeuge ohne Schlechtwegeausführung; Scheibenbremse	1	24.3727-0784.2 580784	L= 1.677 L2= 1.677 + Zub
2.2 D	92	06/01→06/05	⬅	⚠; 42000001→; Scheibenbremse	1	24.3727-0748.2 580748	L= 279 + Zub
			⬅	⚠; 01/02→; → 22006460; Scheibenbremse	1	24.3727-0748.2 580748	L= 279 + Zub
			⬅	⚠; 22006461→ 32999999; Scheibenbremse	1	24.3727-0748.2 580748	L= 279 + Zub
			⬅	⚠; 01/02→; → 1H999999; Scheibenbremse	1	24.3727-0748.2 580748	L= 279 + Zub
			⬅	⚠; 2H000001→ 32999999; Scheibenbremse	1	24.3727-0748.2 580748	L= 279 + Zub
			➡	⚠; 2H000001→ 32999999; Scheibenbremse	1	24.3727-0756.2 580756	L= 1.680 L2= 1.680 + Zub
			➡	⚠; 22006461→ 32999999; Scheibenbremse	1	24.3727-0756.2 580756	L= 1.680 L2= 1.680 + Zub
			➡	⚠; 01/02→; → 1H999999; Scheibenbremse	1	24.3727-0757.2 580757	L= 1.680 L2= 1.680 + Zub
			➡	⚠; 01/02→; → 22006460; Scheibenbremse	1	24.3727-0757.2 580757	L= 1.680 L2= 1.680 + Zub
			➡	⚠; 42000001→; für Fahrzeuge ohne Schlechtwegeausführung; Scheibenbremse	1	24.3727-0784.2 580784	L= 1.677 L2= 1.677 + Zub
<b>VAUXHALL - ZAFIRA Mk II (B) (A05) 04/05→11/14</b>							
 <b>Seilzug, Feststellbremse</b>							
1.6	77	07/05→11/14	➡	⚠; Scheibenbremse	1	24.3727-0790.2 580790	L= 1.749 L2= 1.774 + Zub
1.6	85	12/07→11/14					
1.6 CNG Turbo	110	02/09→11/14					
1.7 CDTI	81	04/09→11/14					
1.7 CDTI	92	01/08→11/14					
1.9 CDTI	74	07/05→11/14					
1.9 CDTI	88	07/05→11/14					
1.9 CDTI	110	07/05→11/14					
2.0	147	07/05→11/14					
2.0	176	01/06→11/14					
2.2	110	07/05→11/14					
1.6 CNG	69	07/05→11/14	➡	⚠; 01/06→; Scheibenbremse	1	24.3727-0790.2 580790	L= 1.749 L2= 1.774 + Zub
1.8	88	04/13→11/14	➡	⚠; 06/13→; Scheibenbremse	1	24.3727-0790.2 580790	L= 1.749 L2= 1.774 + Zub
1.8	103	04/05→11/14	➡	⚠; 07/05→; Scheibenbremse	1	24.3727-0790.2 580790	L= 1.749 L2= 1.774 + Zub
<b>VOLVO - 440 K (445) 08/88→12/96</b>							
 <b>Radbremszylinder</b>							
1.6	61	09/88→12/96	➡	☐		24.3220-1113.3 020224	∅ 20,64 GG
1.7	64	09/88→12/96					
1.7	75	08/89→12/96					
1.7	78	09/88→12/96					
1.8	66	08/91→07/96					
1.8	66	09/95→12/96					
1.9 Turbo-Diesel	66	07/94→12/96					
2.0	80	08/93→07/96					
↓							





















	kW				#		
<b>VOLVO - 440 K (445) 08/88→12/96</b>							
<b>Zubehörsatz, Bremsbacken</b>							
1.6	61	09/88→12/96	➔			03.0137-9158.2 669158	TRW
1.7	64	09/88→12/96					
1.7	75	08/89→12/96					
1.7	78	09/88→12/96					
1.8	66	08/91→07/96					
1.8	66	09/95→12/96					
1.9 Turbo-Diesel	66	07/94→12/96					
2.0	80	08/93→07/96					
<b> Bremsbackensatz</b>							
1.6	61	09/88→12/96	➔			03.0137-0258.2 650258	TRW Ø 203 x 38 + HEB
1.7	64	09/88→12/96					
1.7	75	08/89→12/96					
1.7	78	09/88→12/96					
1.8	66	08/91→07/96					
1.8	66	09/95→12/96					
1.9 Turbo-Diesel	66	07/94→12/96					
2.0	80	08/93→07/96					
<b> Seilzug, Feststellbremse</b>							
1.6	61	09/88→12/96	➔	⬇; Trommelbremse	2	24.3727-1307.2 581307	L= 1.365
1.7	64	09/88→12/96					
1.7	75	08/89→12/96	➔	⬇; → ELC 165500; Trommelbremse	2	24.3727-1307.2 581307	L= 1.365
			➔	⬇; EMC 165501→; Scheibenbremse	2	24.3727-1309.2 581309	L= 1.428
			➔	⬇; EMC 165501→; Trommelbremse	2	24.3727-1310.2 581310	L= 1.338
1.7	78	09/88→12/96	➔	⬇; Trommelbremse	2	24.3727-1307.2 581307	L= 1.365
			➔	⬇; EMC 165501→; Scheibenbremse	2	24.3727-1309.2 581309	L= 1.428
1.7 Turbo	88	08/88→07/96	➔	⬇; EMC 165501→; Scheibenbremse	2	24.3727-1309.2 581309	L= 1.428
1.7 Turbo	90	01/91→12/96					
1.8	66	08/91→07/96	➔	⬇; Scheibenbremse	2	24.3727-1309.2 581309	L= 1.428
1.8	66	09/95→12/96					
1.9 Turbo-Diesel	66	07/94→12/96	➔	⬇; Trommelbremse	2	24.3727-1310.2 581310	L= 1.338
2.0	80	08/93→07/96	➔	⬇; Trommelbremse	2	24.3727-1310.2 581310	L= 1.338
<b>VOLVO - 460 L (464) 09/88→12/96</b>							
<b> Radbremszylinder</b>							
1.6	61	07/92→07/96	➔	☐		24.3220-1113.3 020224	Ø 20,64 GG
1.7	64	09/88→07/96					
1.7	66	09/90→07/96					
1.8	66	08/91→07/96					
1.9 Turbo-Diesel	66	07/94→07/96					
2.0	80	08/93→07/96					
<b>Zubehörsatz, Bremsbacken</b>							
1.6	61	07/92→07/96	➔			03.0137-9158.2 669158	TRW
1.7	64	09/88→07/96					
1.7	66	09/90→07/96					
1.8	66	08/91→07/96					
1.9 Turbo-Diesel	66	07/94→07/96					
2.0	80	08/93→07/96					
<b> Bremsbackensatz</b>							
1.6	61	07/92→07/96	➔			03.0137-0258.2 650258	TRW Ø 203 x 38 + HEB
1.7	64	09/88→07/96					
1.7	66	09/90→07/96					
1.8	66	08/91→07/96					
1.9 Turbo-Diesel	66	07/94→07/96					
2.0	80	08/93→07/96					
<b> Seilzug, Feststellbremse</b>							
1.6	61	07/92→07/96	➔	⬇; Trommelbremse	2	24.3727-1310.2 581310	L= 1.338
2.0	80	08/93→07/96					
1.7	64	09/88→07/96	➔	⬇; → ELC 165500; Trommelbremse	2	24.3727-1307.2 581307	L= 1.365
			➔	⬇; ELC 165501→; Trommelbremse	2	24.3727-1310.2 581310	L= 1.338
1.7 Turbo	88	08/89→07/96	➔	⬇; ELC 165501→; Scheibenbremse	2	24.3727-1309.2 581309	L= 1.428
			➔	⬇; Scheibenbremse	2	24.3727-1309.2 581309	L= 1.428
1.7 Turbo	90	01/91→07/96					
1.8	66	08/91→07/96	➔	⬇; Scheibenbremse	2	24.3727-1309.2 581309	L= 1.428
1.9 Turbo-Diesel	66	07/94→07/96	➔	⬇; Trommelbremse	2	24.3727-1310.2 581310	L= 1.338

	kW				!#		
<b>VOLVO - 480 E (482) 04/86→07/96</b>							
 <b>Seilzug, Feststellbremse</b>							
1.7 1.7 Turbo	75 88	08/89→07/96 08/87→07/96	➡	⬇️; 09/90→; Scheibenbremse	2	24.3727-1309.2 581309	L= 1.428
1.7 Turbo	90	01/91→07/96	➡	⬇️; Scheibenbremse	2	24.3727-1309.2 581309	L= 1.428
<b>VOLVO - 850 (854) 06/91→10/97</b>							
 <b>Bremsbackensatz, Feststellbremse</b>							
2.0 2.0 2.0 Turbo 2.0 Turbo 2.3 T5 2.3 T5 R 2.3 T5-R 2.4 2.4 2.5 TDI	93 105 132 155 166 176 184 106 125 103	08/94→12/96 06/91→12/96 09/93→10/96 08/93→12/96 08/93→07/96 04/96→10/96 08/95→12/96 08/94→12/96 08/91→12/96 08/95→12/96	➡			03.0137-0260.2 650260	Ø 178 x 25
2.3 Turbo R	177	06/95→10/96	➡	08/95→		03.0137-0260.2 650260	Ø 178 x 25
2.3 Turbo R	179	09/94→10/97	➡	08/95→ 12/96		03.0137-0260.2 650260	Ø 178 x 25
<b>Zubehörsatz, Feststellbremsbacken</b>							
2.0 2.0 2.0 Turbo 2.0 Turbo 2.3 T5 2.3 T5 R 2.3 T5-R 2.4 2.4 2.5 TDI	93 105 132 155 166 176 184 106 125 103	08/94→12/96 06/91→12/96 09/93→10/96 08/93→12/96 08/93→07/96 04/96→10/96 08/95→12/96 08/94→12/96 08/91→12/96 08/95→12/96				03.0137-9176.2 669176	
2.3 Turbo R	177	06/95→10/96		08/95→		03.0137-9176.2 669176	
2.3 Turbo R	179	09/94→10/97		08/95→ 12/96		03.0137-9176.2 669176	
 <b>Seilzug, Feststellbremse</b>							
2.0 2.0 2.0 Turbo 2.0 Turbo 2.3 T5 2.4 2.5 TDI	93 105 132 155 166 106 103	08/94→12/96 06/91→12/96 09/93→10/96 08/93→12/96 08/93→07/96 08/94→12/96 08/95→12/96	➡	⬇️; Scheibenbremse	2	24.3727-1308.2 581308	L= 1.670
2.3 T5 R 2.3 T5-R	176 184	04/96→10/96 08/95→12/96	➡	⬇️; → 04/96; Scheibenbremse	2	24.3727-1308.2 581308	L= 1.670
2.3 Turbo R 2.3 Turbo R	177 179	06/95→10/96 09/94→10/97	➡	⬇️; 08/95→ 04/96; Scheibenbremse	2	24.3727-1308.2 581308	L= 1.670
2.4	125	08/91→12/96	➡	⬇️; 047066→; Scheibenbremse	2	24.3727-1308.2 581308	L= 1.670
<b>VOLVO - 850 Kombi (855) 04/92→10/97</b>							
 <b>Bremsbackensatz, Feststellbremse</b>							
2.0 2.0 2.0 Turbo 2.3 T5 2.3 T5 R 2.3 T5-R 2.4 2.4 2.5 TDI	93 105 155 166 176 184 106 125 103	08/94→12/96 02/93→12/96 02/93→12/96 02/93→12/96 04/96→10/96 08/95→12/96 08/94→12/96 09/92→12/96 08/95→12/96	➡			03.0137-0260.2 650260	Ø 178 x 25
2.0 Turbo	132	09/93→10/97	➡	→ 12/96		03.0137-0260.2 650260	Ø 178 x 25
2.3 Turbo R	177	06/95→10/97	➡	08/95→ 12/96		03.0137-0260.2 650260	Ø 178 x 25
2.4 AWD	142	04/96→12/96	➡			03.0137-0449.2 650449	Ø 178 x 25
<b>Zubehörsatz, Feststellbremsbacken</b>							
2.0 2.0 2.0 Turbo 2.3 T5 2.3 T5 R 2.3 T5-R 2.4 2.4 2.5 TDI	93 105 155 166 176 184 106 125 103	08/94→12/96 02/93→12/96 02/93→12/96 02/93→12/96 04/96→10/96 08/95→12/96 08/94→12/96 09/92→12/96 08/95→12/96	➡			03.0137-9176.2 669176	
2.0 Turbo	132	09/93→10/97	➡	→ 12/96		03.0137-9176.2 669176	
↓							










	kW				#		
<b>VOLVO - 850 Kombi (855) 04/92→10/97</b>							
<b>Zubehörsatz, Feststellbremsbacken</b>							
2.3 Turbo R	177	06/95→10/97	➡	08/95→12/96		03.0137-9176.2 669176	
<b> Seilzug, Feststellbremse</b>							
2.0	93	08/94→12/96	➡	↓; Scheibenbremse	2	24.3727-1308.2 581308	L= 1.670
2.0	105	02/93→12/96					
2.0 Turbo	155	02/93→12/96					
2.3 T5	166	02/93→12/96					
2.3 T5 R	176	04/96→10/96					
2.3 T5-R	184	08/95→12/96					
2.4	106	08/94→12/96					
2.4	125	09/92→12/96					
2.5 TDI	103	08/95→12/96					
2.0 Turbo	132	09/93→10/97	➡	↓; → 12/96; Scheibenbremse	2	24.3727-1308.2 581308	L= 1.670
2.3 Turbo R	177	06/95→10/97	➡	↓; 08/95→12/96; Scheibenbremse	2	24.3727-1308.2 581308	L= 1.670
<b>VOLVO - 940 II (944) 08/94→12/98</b>							
<b> Bremsbackensatz, Feststellbremse</b>							
2.0 Turbo	114	04/96→10/98	➡	nicht für Multi-link Achse		03.0137-0169.2 650169	Ø 160 x 25
2.3	96	08/94→10/98					
2.3 ti	99	01/95→10/98	➡	Multi-link Achse		03.0137-0299.2 650299	Ø 160 x 25
2.3 Turbo	121	08/94→10/98					
2.4 TD Interc.	90	08/94→10/98					
2.3 Turbo	126	01/95→12/98	➡	→ 10/98; nicht für Multi-link Achse		03.0137-0169.2 650169	Ø 160 x 25
			➡	→ 10/98; Multi-link Achse		03.0137-0299.2 650299	Ø 160 x 25
<b>Zubehörsatz, Feststellbremsbacken</b>							
2.0 Turbo	114	04/96→10/98	➡	nicht für Multi-link Achse		03.0137-9065.2 669065	
2.3	96	08/94→10/98					
2.3 ti	99	01/95→10/98	➡	Multi-link Achse		03.0137-9199.2 669199	
2.3 Turbo	121	08/94→10/98					
2.4 TD Interc.	90	08/94→10/98					
2.3 Turbo	126	01/95→12/98	➡	→ 10/98; nicht für Multi-link Achse		03.0137-9065.2 669065	
			➡	→ 10/98; Multi-link Achse		03.0137-9199.2 669199	
<b>VOLVO - 940 II Kombi (945) 08/94→10/98</b>							
<b> Bremsbackensatz, Feststellbremse</b>							
2.0 Turbo	114	04/96→10/98	➡	nicht für Multi-link Achse		03.0137-0169.2 650169	Ø 160 x 25
2.3	96	08/94→10/98					
2.3 ti	99	01/95→10/98	➡	Multi-link Achse		03.0137-0299.2 650299	Ø 160 x 25
2.3 Turbo	121	08/94→10/98					
2.3 Turbo	126	08/95→10/98					
2.4 TD Interc.	90	08/94→10/98					
<b>Zubehörsatz, Feststellbremsbacken</b>							
2.0 Turbo	114	04/96→10/98	➡	nicht für Multi-link Achse		03.0137-9065.2 669065	
2.3	96	08/94→10/98					
2.3 ti	99	01/95→10/98	➡	Multi-link Achse		03.0137-9199.2 669199	
2.3 Turbo	121	08/94→10/98					
2.3 Turbo	126	08/95→10/98					
2.4 TD Interc.	90	08/94→10/98					
<b>VOLVO - 960 II (964) 07/94→12/96</b>							
<b> Bremsbackensatz, Feststellbremse</b>							
2.5	125	07/94→12/96	➡	08/94→		03.0137-0299.2 650299	Ø 160 x 25
2.9	150	07/94→12/96					
<b>Zubehörsatz, Feststellbremsbacken</b>							
2.5	125	07/94→12/96	➡	08/94→		03.0137-9199.2 669199	
2.9	150	07/94→12/96					
<b>VOLVO - 960 II Kombi (965) 07/94→12/96</b>							
<b> Bremsbackensatz, Feststellbremse</b>							
2.5	125	08/94→12/96	➡			03.0137-0299.2 650299	Ø 160 x 25
2.9	150	09/94→12/96	➡			03.0137-0169.2 650169	Ø 160 x 25
<b>Zubehörsatz, Feststellbremsbacken</b>							
2.5	125	08/94→12/96	➡			03.0137-9199.2 669199	
2.9	150	09/94→12/96	➡			03.0137-9065.2 669065	










	kw				!#		
<b>VOLVO - C70 I Cabriolet (873) 03/98→10/05</b>							
 <b>Bremsbackensatz, Feststellbremse</b>							
2.0	132	03/98→10/05	➔			03.0137-0260.2 650260	Ø 178 x 25
2.0 T	120	03/00→10/05					
2.0 T	166	03/98→10/05					
2.3 T5	176	03/98→10/05					
2.3 T5	180	07/02→10/05					
2.4	125	06/98→10/05					
2.4 T	142	03/98→10/05					
2.4 T	147	07/02→10/05					
<b>Zubehörsatz, Feststellbremsbacken</b>							
2.0	132	03/98→10/05	➔			03.0137-9176.2 669176	
2.0 T	120	03/00→10/05					
2.0 T	166	03/98→10/05					
2.3 T5	176	03/98→10/05					
2.3 T5	180	07/02→10/05					
2.4	125	06/98→10/05					
2.4 T	142	03/98→10/05					
2.4 T	147	07/02→10/05					
<b>VOLVO - C70 I Coupe (872) 03/97→09/02</b>							
 <b>Bremsbackensatz, Feststellbremse</b>							
2.0	132	03/97→09/02	➔			03.0137-0260.2 650260	Ø 178 x 25
2.0 T	120	03/00→09/02					
2.0 T	166	03/97→09/02					
2.3 T-5	176	03/97→09/02					
2.4	121	03/99→09/02					
2.4 T	142	03/97→09/02					
2.4	125	05/99→09/02	➔	11/99→		03.0137-0260.2 650260	Ø 178 x 25
<b>Zubehörsatz, Feststellbremsbacken</b>							
2.0	132	03/97→09/02	➔			03.0137-9176.2 669176	
2.0 T	120	03/00→09/02					
2.0 T	166	03/97→09/02					
2.3 T-5	176	03/97→09/02					
2.4	121	03/99→09/02					
2.4 T	142	03/97→09/02					
2.4	125	05/99→09/02	➔	11/99→		03.0137-9176.2 669176	
<b>VOLVO - S40 I (644) 07/95→12/04</b>							
 <b>Seilzug, Feststellbremse</b>							
1.6	77	09/95→08/99	➔	<input type="checkbox"/> ; Scheibenbremse		24.3727-1300.2 581300	L= 1.590
1.8	85	07/95→08/99	➔				
1.9 DI	70	03/99→07/00	➔	<input type="checkbox"/> ; Scheibenbremse		24.3727-1304.2 581304	L= 1.590
1.9 T4	147	05/97→07/00					
1.9 TD	66	07/95→08/99					
2.0	103	07/95→08/99					
1.6	80	03/99→12/03	➔	<input type="checkbox"/> ; → 599999; Scheibenbremse		24.3727-1300.2 581300	L= 1.590
1.8	90	03/99→12/03	➔				
1.8 i	90	06/01→12/03	➔	<input type="checkbox"/> ; → 599999; Scheibenbremse		24.3727-1304.2 581304	L= 1.590
1.9 DI	75	07/00→12/03	➔	<input type="checkbox"/> ; 985262→; Scheibenbremse		24.3727-1314.2 581314	L= 1.620
1.9 DI	85	07/00→12/03	➔				
2.0	100	07/95→12/03	➔	<input type="checkbox"/> ; 600000 → 985261; Scheibenbremse		24.3727-1314.2 581314	L= 1.620
2.0 T	120	06/01→12/03	➔				
2.0 T	121	07/00→06/01	➔	<input type="checkbox"/> ; 985262→; Scheibenbremse		24.3727-1315.2 581315	L= 1.620
			➔	<input type="checkbox"/> ; 600000→ 985261; Scheibenbremse		24.3727-1315.2 581315	L= 1.620
1.8 i	92	03/98→12/03	➔	<input type="checkbox"/> ; → 599999; Scheibenbremse		24.3727-1300.2 581300	L= 1.590
			➔	<input type="checkbox"/> ; → 599999; Scheibenbremse		24.3727-1304.2 581304	L= 1.590
2.0 T	118	10/97→12/03	➔	<input type="checkbox"/> ; → 07/00; Scheibenbremse		24.3727-1300.2 581300	L= 1.590
			➔	<input type="checkbox"/> ; → 07/00; Scheibenbremse		24.3727-1304.2 581304	L= 1.590
2.0 T4	147	07/00→12/03	➔	<input type="checkbox"/> ; → 599999; Scheibenbremse		24.3727-1300.2 581300	L= 1.590
			➔	<input type="checkbox"/> ; → 599999; Scheibenbremse		24.3727-1304.2 581304	L= 1.590
			➔	<input type="checkbox"/> ; 600000 → 985261; Scheibenbremse		24.3727-1314.2 581314	L= 1.620
			➔	<input type="checkbox"/> ; 895262→; Scheibenbremse		24.3727-1314.2 581314	L= 1.620
			➔	<input type="checkbox"/> ; 895262→; Scheibenbremse		24.3727-1315.2 581315	L= 1.620
			➔	<input type="checkbox"/> ; 600000→ 985261; Scheibenbremse		24.3727-1315.2 581315	L= 1.620
<b>VOLVO - S60 I (384) 07/00→04/10</b>							
 <b>Bremsbackensatz, Feststellbremse</b>							
2.0 T	132	07/00→04/10	➔	09/01→ 01/09		03.0137-0450.2 650450	Ø 178 x 25
2.3 T5	195	07/00→09/02	➔			03.0137-0450.2 650450	Ø 178 x 25
2.4	132	01/05→10/06					
↓							









	kw				!#		
<b>VOLVO - S60 I (384) 07/00→04/10</b>							
 <b>Bremsbackensatz, Feststellbremse</b>							
2.4 D	90	05/05→12/06	➡			03.0137-0450.2 650450	Ø 178 x 25
2.4	103	07/00→04/10	➡	11/00→ 01/09		03.0137-0450.2 650450	Ø 178 x 25
2.4 T	147	07/00→04/10					
2.4	125	11/00→04/10	➡	→ 01/09		03.0137-0450.2 650450	Ø 178 x 25
2.4 D	120	07/05→12/09					
2.4 T5	191	04/04→04/10					
2.4 Bifuel (CNG)	103	07/01→04/10	➡	06/02→ 01/09		03.0137-0450.2 650450	Ø 178 x 25
2.4 Bifuel (LPG)	103	07/01→04/10					
2.4 D	93	03/05→04/10	➡	09/05→ 01/09		03.0137-0450.2 650450	Ø 178 x 25
2.4 D5	136	03/05→04/10					
2.4 D	96	05/01→04/10	➡	12/01→ 01/09		03.0137-0450.2 650450	Ø 178 x 25
2.4 D5	120	01/01→04/10	➡	07/01→ 01/09		03.0137-0450.2 650450	Ø 178 x 25
2.4 T AWD	147	06/01→04/10	➡	11/01→ 01/09		03.0137-0450.2 650450	Ø 178 x 25
2.5 T	154	01/03→04/10	➡	02/04→ 01/09		03.0137-0450.2 650450	Ø 178 x 25
2.5 T AWD	154	07/02→04/10	➡	04/04→ 01/09		03.0137-0450.2 650450	Ø 178 x 25
R 2,5 T AWD	221	01/03→04/10	➡	03/03→ 01/09		03.0137-0450.2 650450	Ø 178 x 25
T5	184	07/00→04/10	➡	08/00→ 04/04		03.0137-0450.2 650450	Ø 178 x 25
<b>Zubehörsatz, Feststellbremsbacken</b>							
2.0 T	132	07/00→04/10	➡	09/01→ 01/09		03.0137-9283.2 669283	
2.3 T5	195	07/00→09/02	➡			03.0137-9283.2 669283	
2.4	132	01/05→10/06					
2.4 D	90	05/05→12/06					
2.4	103	07/00→04/10	➡	11/00→ 01/09		03.0137-9283.2 669283	
2.4 T	147	07/00→04/10					
2.4	125	11/00→04/10	➡	→ 01/09		03.0137-9283.2 669283	
2.4 D	120	07/05→12/09					
2.4 T5	191	04/04→04/10					
2.4 Bifuel (CNG)	103	07/01→04/10	➡	06/02→ 01/09		03.0137-9283.2 669283	
2.4 Bifuel (LPG)	103	07/01→04/10					
2.4 D	93	03/05→04/10	➡	09/05→ 01/09		03.0137-9283.2 669283	
2.4 D5	136	03/05→04/10					
2.4 D	96	05/01→04/10	➡	12/01→ 01/09		03.0137-9283.2 669283	
2.4 D5	120	01/01→04/10	➡	07/01→ 01/09		03.0137-9283.2 669283	
2.4 T AWD	147	06/01→04/10	➡	11/01→ 01/09		03.0137-9283.2 669283	
2.5 T	154	01/03→04/10	➡	02/04→ 01/09		03.0137-9283.2 669283	
2.5 T AWD	154	07/02→04/10	➡	04/04→ 01/09		03.0137-9283.2 669283	
R 2,5 T AWD	221	01/03→04/10	➡	03/03→ 01/09		03.0137-9283.2 669283	
T5	184	07/00→04/10	➡	08/00→ 04/04		03.0137-9283.2 669283	
 <b>Seilzug, Feststellbremse</b>							
2.0 T	132	07/00→04/10	➡	⚠; 09/01→ 12/04; Scheibenbremse	2	24.3727-1311.2 581311	L= 1.926
2.3 T5	195	07/00→09/02	➡	⚠; Scheibenbremse	2	24.3727-1311.2 581311	L= 1.926
2.4	103	07/00→04/10	➡	⚠; 11/00→ 12/04; Scheibenbremse	2	24.3727-1311.2 581311	L= 1.926
2.4 T	147	07/00→04/10					
2.4	125	11/00→04/10	➡	⚠; → 12/04; Scheibenbremse	2	24.3727-1311.2 581311	L= 1.926
2.4 T5	191	04/04→04/10					
2.4 D	96	05/01→04/10	➡	⚠; 12/01→ 12/04; Scheibenbremse	2	24.3727-1311.2 581311	L= 1.926
2.4 D5	120	01/01→04/10	➡	⚠; 07/01→ 12/04; Scheibenbremse	2	24.3727-1311.2 581311	L= 1.926
2.5 T	154	01/03→04/10	➡	⚠; 02/04→ 12/04; Scheibenbremse	2	24.3727-1311.2 581311	L= 1.926
T5	184	07/00→04/10	➡	⚠; 08/00→ 04/04; Scheibenbremse	2	24.3727-1311.2 581311	L= 1.926
<b>VOLVO - S70 (874) 11/96→11/00</b>							
 <b>Bremsbackensatz, Feststellbremse</b>							
2.0	93	01/97→11/00	➡			03.0137-0260.2 650260	Ø 178 x 25
2.0	105	01/97→11/00					
2.0	120	01/97→11/00					
2.0	132	01/97→11/00					
2.0 Turbo	155	01/97→11/00					
2.0 Turbo	166	01/97→11/00					
2.3	195	04/99→09/00					
2.3 T-5	176	01/97→11/00					
2.3 Turbo	184	01/97→11/00					
2.4	103	08/99→11/00					
2.4	106	01/97→11/00					
2.4	121	06/98→11/00					
2.4	125	01/97→11/00					
↓							









	kW				!#		
<b>VOLVO - S70 (874) 11/96→11/00</b>							
 <b>Bremsbackensatz, Feststellbremse</b>							
2.4 AWD	103	04/99→09/00	➔			03.0137-0260.2 650260	Ø 178 x 25
2.4 AWD	106	11/96→05/99					
2.4 AWD	121	10/98→05/99					
2.4 Bifuel	103	07/99→11/00					
2.4 Bifuel	106	10/98→11/00					
2.4 Blu-Fuel	103	07/97→09/00					
2.4 T5 AWD	142	11/96→04/99					
2.4 Turbo	142	01/97→11/00					
2.5 TDI	103	01/97→11/00					
2.5 TDi AWD	103	10/99→09/00					
2.3	177	11/96→11/00	➔	01/97→		03.0137-0260.2 650260	Ø 178 x 25
2.4 AWD	125	04/99→09/00	➔	→ 05/99		03.0137-0260.2 650260	Ø 178 x 25
<b>Zubehörsatz, Feststellbremsbacken</b>							
2.0	93	01/97→11/00	➔			03.0137-9176.2 669176	
2.0	105	01/97→11/00					
2.0	120	01/97→11/00					
2.0	132	01/97→11/00					
2.0 Turbo	155	01/97→11/00					
2.0 Turbo	166	01/97→11/00					
2.3	195	04/99→09/00					
2.3 T-5	176	01/97→11/00					
2.3 Turbo	184	01/97→11/00					
2.4	103	08/99→11/00					
2.4	106	01/97→11/00					
2.4	121	06/98→11/00					
2.4	125	01/97→11/00					
2.4 AWD	103	04/99→09/00					
2.4 AWD	106	11/96→05/99					
2.4 AWD	121	10/98→05/99					
2.4 Bifuel	103	07/99→11/00					
2.4 Bifuel	106	10/98→11/00					
2.4 Blu-Fuel	103	07/97→09/00					
2.4 T5 AWD	142	11/96→04/99					
2.4 Turbo	142	01/97→11/00					
2.5 TDI	103	01/97→11/00					
2.5 TDi AWD	103	10/99→09/00					
2.3	177	11/96→11/00	➔	01/97→		03.0137-9176.2 669176	
2.4 AWD	125	04/99→09/00	➔	→ 05/99		03.0137-9176.2 669176	
 <b>Seilzug, Feststellbremse</b>							
2.0	93	01/97→11/00	➔	⬇; Scheibenbremse	2	24.3727-1308.2 581308	L= 1.670
2.0	105	01/97→11/00					
2.0	120	01/97→11/00					
2.0	132	01/97→11/00					
2.0 Turbo	155	01/97→11/00					
2.0 Turbo	166	01/97→11/00					
2.3	195	04/99→09/00					
2.3 T-5	176	01/97→11/00					
2.3 Turbo	184	01/97→11/00					
2.4	103	08/99→11/00					
2.4	106	01/97→11/00					
2.4	121	06/98→11/00					
2.4	125	01/97→11/00					
2.4 AWD	103	04/99→09/00					
2.4 AWD	106	11/96→05/99					
2.4 AWD	121	10/98→05/99					
2.4 Bifuel	103	07/99→11/00					
2.4 Bifuel	106	10/98→11/00					
2.4 Blu-Fuel	103	07/97→09/00					
2.4 T5 AWD	142	11/96→04/99					
2.4 Turbo	142	01/97→11/00					
2.5 TDI	103	01/97→11/00					
2.5 TDi AWD	103	10/99→09/00					
2.3	177	11/96→11/00	➔	⬇; 01/97→; Scheibenbremse	2	24.3727-1308.2 581308	L= 1.670
2.4 AWD	125	04/99→09/00	➔	⬇; → 05/99; Scheibenbremse	2	24.3727-1308.2 581308	L= 1.670
<b>VOLVO - S80 I (184) 05/98→02/08</b>							
 <b>Bremsbackensatz, Feststellbremse</b>							
2.0	120	06/98→07/06	➔	→ 02/06		03.0137-0450.2 650450	Ø 178 x 25
2.0 T	132	12/99→07/06					
2.0 T	166	06/98→07/06					
2.4	103	01/99→07/06					
2.4	125	01/99→07/06					
2.4 Bifuel (CNG)	103	09/01→07/06					
2.4 Bifuel (LPG)	103	09/01→07/06					
2.4 D	96	10/01→07/06					
2.4 D5	120	08/01→07/06					
↓							



























	kw				!#		
<b>VOLVO - S80 I (184) 05/98→02/08</b>							
 <b>Bremsbackensatz, Feststellbremse</b>							
2.4 T	147	06/00→07/06	➔	→ 02/06		03.0137-0450.2 650450	Ø 178 x 25
2.5 T AWD	154	07/03→07/06					
2.5 TDI	103	01/99→07/06					
2.8 T6	200	05/98→07/06					
2.9	147	03/99→07/06					
2.9	150	05/98→07/06					
3.0	144	06/01→07/06					
3.0 T6	200	06/01→07/06					
2.4 T5 AWD	147	04/00→09/03	➔	06/00→		03.0137-0450.2 650450	Ø 178 x 25
2.5 T	154	03/03→07/06	➔	07/03→ 02/06		03.0137-0450.2 650450	Ø 178 x 25
<b>Zubehörsatz, Feststellbremsbacken</b>							
2.0	120	06/98→07/06	➔	→ 02/06		03.0137-9283.2 669283	
2.0 T	132	12/99→07/06					
2.0 T	166	06/98→07/06					
2.4	103	01/99→07/06					
2.4	125	01/99→07/06					
2.4 Bifuel (CNG)	103	09/01→07/06					
2.4 Bifuel (LPG)	103	09/01→07/06					
2.4 D	96	10/01→07/06					
2.4 D5	120	08/01→07/06					
2.4 T	147	06/00→07/06					
2.5 T AWD	154	07/03→07/06					
2.5 TDI	103	01/99→07/06					
2.8 T6	200	05/98→07/06					
2.9	147	03/99→07/06					
2.9	150	05/98→07/06					
3.0	144	06/01→07/06					
3.0 T6	200	06/01→07/06					
2.4 T5 AWD	147	04/00→09/03	➔	06/00→		03.0137-9283.2 669283	
2.5 T	154	03/03→07/06	➔	07/03→ 02/06		03.0137-9283.2 669283	
 <b>Seilzug, Feststellbremse</b>							
2.0	120	06/98→07/06	➔	⚠; → 02/06; Scheibenbremse	2	24.3727-1312.2 581312	L= 1.993
2.0 T	132	12/99→07/06					
2.0 T	166	06/98→07/06					
2.4	103	01/99→07/06					
2.4	125	01/99→07/06					
2.4 D	96	10/01→07/06					
2.4 D5	120	08/01→07/06					
2.4 T	147	06/00→07/06					
2.5 TDI	103	01/99→07/06					
2.8 T6	200	05/98→07/06					
2.9	147	03/99→07/06					
2.9	150	05/98→07/06					
3.0	144	06/01→07/06					
3.0 T6	200	06/01→07/06					
2.4 T5 AWD	147	04/00→09/03	➔	⚠; 06/00→; Scheibenbremse	2	24.3727-1312.2 581312	L= 1.993
<b>VOLVO - S80 II (124) 03/06→</b>							
 <b>Bremsbackensatz, Feststellbremse</b>							
1.6 D DRIVe	80	01/10→12/11	➔			03.0137-0450.2 650450	Ø 178 x 25
1.6 DRIVe	84	06/11→					
2.0	107	01/08→09/12					
2.0 FlexFuel	107	01/08→12/11					
2.0 T	149	01/10→					
2.0 TDi	100	02/08→03/11					
2.4 D	120	03/06→					
2.4 D	129	01/10→03/11					
2.5 T	147	03/06→12/11					
2.5 T	170	01/10→12/12					
2.5 T	183	09/12→					
2.5 T	187	01/12→					
2.5 T AWD	147	10/06→04/09					
2.5 T FlexFuel	147	05/08→12/11					
2.5 T FlexFuel	170	01/10→12/11					
3.2	175	03/06→					
3.2	179	01/10→					
3.2 AWD	175	01/07→12/10					
3.2 AWD	179	01/10→12/12					
4.4 V8 AWD	232	03/06→03/12					
D3 / D4	120	01/10→					
D5	136	03/06→					
D5	151	01/10→					
D5	158	06/11→					
D5 AWD	136	01/07→					
D5 AWD	151	01/10→					
D5 AWD	158	06/11→					
T5	177	10/10→					

	kW				#		
<b>VOLVO - S80 II (124) 03/06→</b>							
 <b>Bremsbackensatz, Feststellbremse</b>							
T6 AWD	210	01/07→12/10	➔			03.0137-0450.2 650450	Ø 178 x 25
T6 AWD	224	10/10→12/16					
<b>Zubehörsatz, Feststellbremsbacken</b>							
1.6 D DRIVE	80	01/10→12/11	➔			03.0137-9283.2 669283	
1.6 DRIVE	84	06/11→					
2.0	107	01/08→09/12					
2.0 FlexFuel	107	01/08→12/11					
2.0 T	149	01/10→					
2.0 TDi	100	02/08→03/11					
2.4 D	120	03/06→					
2.4 D	129	01/10→03/11					
2.5 T	147	03/06→12/11					
2.5 T	170	01/10→12/12					
2.5 T	183	09/12→					
2.5 T	187	01/12→					
2.5 T AWD	147	10/06→04/09					
2.5 T FlexFuel	147	05/08→12/11					
2.5 T FlexFuel	170	01/10→12/11					
3.2	175	03/06→					
3.2	179	01/10→					
3.2 AWD	175	01/07→12/10					
3.2 AWD	179	01/10→12/12					
4.4 V8 AWD	232	03/06→03/12					
D3 / D4	120	01/10→					
D5	136	03/06→					
D5	151	01/10→					
D5	158	06/11→					
D5 AWD	136	01/07→					
D5 AWD	151	01/10→					
D5 AWD	158	06/11→					
T5	177	10/10→					
T6 AWD	210	01/07→12/10					
T6 AWD	224	10/10→12/16					
 <b>Seilzug, Feststellbremse</b>							
1.6 D DRIVE	80	01/10→12/11	➔	<input type="checkbox"/> ; 35707→		24.3727-1316.2 581316	L= 756
1.6 DRIVE	84	06/11→	➔				
2.0	107	01/08→09/12	➔	<input type="checkbox"/> ; 35707→		24.3727-1317.2 581317	L= 709
2.0 FlexFuel	107	01/08→12/11	➔	<input type="checkbox"/> ; → 12306; Scheibenbremse		24.3727-1318.2 581318	L= 691
2.0 T	149	01/10→	➔				
2.0 TDi	100	02/08→03/11	➔	<input type="checkbox"/> ; → 12306; Scheibenbremse		24.3727-1319.2 581319	L= 735
2.4 D	120	03/06→					
2.4 D	129	01/10→03/11					
2.5 T	147	03/06→12/11					
2.5 T	170	01/10→12/12					
2.5 T AWD	147	10/06→04/09					
2.5 T FlexFuel	147	05/08→12/11					
2.5 T FlexFuel	170	01/10→12/11					
3.2	175	03/06→					
3.2	179	01/10→					
3.2 AWD	175	01/07→12/10					
3.2 AWD	179	01/10→12/12					
4.4 V8 AWD	232	03/06→03/12					
D3 / D4	120	01/10→					
D5	136	03/06→					
D5	151	01/10→					
D5	158	06/11→					
D5 AWD	136	01/07→					
D5 AWD	151	01/10→					
D5 AWD	158	06/11→					
T5	177	10/10→					
T6 AWD	210	01/07→12/10					
T6 AWD	224	10/10→12/16					
<b>VOLVO - S90 (964) 11/96→12/98</b>							
 <b>Bremsbackensatz, Feststellbremse</b>							
2.5	125	11/96→10/98	➔			03.0137-0299.2 650299	Ø 160 x 25
2.5	132	11/96→10/97					
2.9	132	01/97→05/98					
2.9	150	01/97→05/98					
<b>Zubehörsatz, Feststellbremsbacken</b>							
2.5	125	11/96→10/98	➔			03.0137-9199.2 669199	
2.5	132	11/96→10/97					
2.9	132	01/97→05/98					
2.9	150	01/97→05/98					







	kW				!#		
<b>VOLVO - V40 Kombi (645) 07/95→06/04</b>							
 <b>Seilzug, Feststellbremse</b>							
1.6	77	12/95→08/99	➔	☐; Scheibenbremse		24.3727-1300.2 581300	L= 1.590
			➔	☐; Scheibenbremse		24.3727-1304.2 581304	L= 1.590
			➔	☐; 600000→ 985261; Scheibenbremse		24.3727-1314.2 581314	L= 1.620
			➔	☐; 600000→ 985261; Scheibenbremse		24.3727-1315.2 581315	L= 1.620
1.6	80	03/99→06/04	➔	☐; → 599999; Scheibenbremse		24.3727-1300.2 581300	L= 1.590
			➔	☐; → 599999; Scheibenbremse		24.3727-1304.2 581304	L= 1.590
			➔	☐; 985262→; Scheibenbremse		24.3727-1314.2 581314	L= 1.620
			➔	☐; 985262→; Scheibenbremse		24.3727-1315.2 581315	L= 1.620
1.8	85	07/95→08/99	➔	☐; Scheibenbremse		24.3727-1300.2 581300	L= 1.590
1.9 DI	70	03/99→07/00	➔	☐; Scheibenbremse		24.3727-1304.2 581304	L= 1.590
1.9 T4	147	05/97→07/00	➔	☐; Scheibenbremse		24.3727-1304.2 581304	L= 1.590
1.9 TD	66	07/95→08/99					
2.0	103	07/95→08/99					
2.0 T	118	10/97→07/00					
1.8	90	03/99→06/04	➔	☐; → 599999; Scheibenbremse		24.3727-1300.2 581300	L= 1.590
1.8 i	90	06/01→06/04	➔	☐; → 599999; Scheibenbremse		24.3727-1304.2 581304	L= 1.590
1.8 i	92	03/98→06/04	➔	☐; 985262→; Scheibenbremse		24.3727-1314.2 581314	L= 1.620
1.9 DI	75	07/00→06/04	➔	☐; 985262→; Scheibenbremse		24.3727-1314.2 581314	L= 1.620
1.9 DI	85	07/00→06/04	➔	☐; 600000→ 985261; Scheibenbremse		24.3727-1314.2 581314	L= 1.620
2.0	100	07/95→06/04	➔	☐; 600000→ 985261; Scheibenbremse		24.3727-1314.2 581314	L= 1.620
2.0 T	120	06/01→06/04	➔	☐; 985262→; Scheibenbremse		24.3727-1315.2 581315	L= 1.620
2.0 T4	147	07/00→06/04	➔	☐; 985262→; Scheibenbremse		24.3727-1315.2 581315	L= 1.620
			➔	☐; 600000→ 985261; Scheibenbremse		24.3727-1315.2 581315	L= 1.620
2.0 T	121	07/99→06/04	➔	☐; 07/00→ 06/01; Scheibenbremse		24.3727-1300.2 581300	L= 1.590
			➔	☐; 07/00→ 06/01; Scheibenbremse		24.3727-1304.2 581304	L= 1.590
<b>VOLVO - V70 I (875, 876) 12/95→12/00</b>							
 <b>Bremsbackensatz, Feststellbremse</b>							
2.0	93	12/95→03/00	➔	01/97→		03.0137-0260.2 650260	Ø 178 x 25
2.0	105	12/95→03/00					
2.0	132	11/96→03/00					
2.0 Turbo	155	12/95→03/00					
2.3 Turbo	184	12/95→03/00					
2.4	106	12/95→03/00					
2.5 TDi AWD	103	11/96→02/00					
2.0	120	01/97→12/00	➔	→ 03/00		03.0137-0260.2 650260	Ø 178 x 25
2.4 Bifuel	103	08/99→12/00					
2.0 Turbo	166	11/96→12/00	➔	01/97→ 03/00		03.0137-0260.2 650260	Ø 178 x 25
2.3	177	11/96→11/00					
2.3 T-5	176	11/96→12/00					
2.4	125	12/95→05/00					
2.4 Turbo	142	04/96→12/00					
2.5 TDI	103	12/95→12/00					
2.0 Turbo AWD	166	11/96→12/00	➔	01/97→ 03/00		03.0137-0449.2 650449	Ø 178 x 25
2.4 Turbo AWD	142	04/96→12/00					
2.3 AWD	177	04/97→09/98	➔			03.0137-0260.2 650260	Ø 178 x 25
2.4	121	06/98→12/99					
2.3 T-5 AWD	176	01/97→12/00	➔	→ 03/00		03.0137-0449.2 650449	Ø 178 x 25
2.4 Turbo AWD	195	03/99→12/00					
2.3 T AWD	184	04/97→03/00	➔			03.0137-0449.2 650449	Ø 178 x 25
2.4	103	03/99→12/00	➔	08/99→ 03/00		03.0137-0260.2 650260	Ø 178 x 25
2.4 AWD	121	06/98→12/99	➔	10/98→ 05/99		03.0137-0260.2 650260	Ø 178 x 25
2.4 Bifuel	106	05/98→12/99	➔	10/98→ 08/99		03.0137-0260.2 650260	Ø 178 x 25
<b>Zubehörsatz, Feststellbremsbacken</b>							
2.0	93	12/95→03/00	➔	01/97→		03.0137-9176.2 669176	
2.0	105	12/95→03/00					
2.0	132	11/96→03/00					
2.0 Turbo	155	12/95→03/00					
2.3 Turbo	184	12/95→03/00					
2.4	106	12/95→03/00					
2.5 TDi AWD	103	11/96→02/00					
2.0	120	01/97→12/00	➔	→ 03/00		03.0137-9176.2 669176	
2.4 Bifuel	103	08/99→12/00					
2.0 Turbo	166	11/96→12/00	➔	01/97→ 03/00		03.0137-9176.2 669176	
2.3	177	11/96→11/00					
2.3 T-5	176	11/96→12/00					
2.4	125	12/95→05/00					
2.4 Turbo	142	04/96→12/00					
2.5 TDI	103	12/95→12/00					
2.3 AWD	177	04/97→09/98	➔			03.0137-9176.2 669176	
2.4	121	06/98→12/99					
↓							













	kw				!#		
<b>VOLVO - V70 I (875, 876) 12/95→12/00</b>							
<b>Zubehörsatz, Feststellbremsbacken</b>							
2.4	103	03/99→12/00	➡	08/99→ 03/00		03.0137-9176.2 669176	
2.4 AWD	121	06/98→12/99	➡	10/98→ 05/99		03.0137-9176.2 669176	
2.4 Bifuel	106	05/98→12/99	➡	10/98→ 08/99		03.0137-9176.2 669176	
<b> Seilzug, Feststellbremse</b>							
2.0	93	12/95→03/00	➡	⬇; 01/97→; Scheibenbremse	2	24.3727-1308.2 581308	L= 1.670
2.0	105	12/95→03/00					
2.0	132	11/96→03/00					
2.0 Turbo	155	12/95→03/00					
2.3 Turbo	184	12/95→03/00					
2.4	106	12/95→03/00					
2.5 TDi AWD	103	11/96→02/00					
2.0	120	01/97→12/00	➡	⬇; → 03/00; Scheibenbremse	2	24.3727-1308.2 581308	L= 1.670
2.4 Bifuel	103	08/99→12/00					
2.0 Turbo	166	11/96→12/00	➡	⬇; 01/97→ 03/00; Scheibenbremse	2	24.3727-1308.2 581308	L= 1.670
2.3	177	11/96→11/00					
2.3 T-5	176	11/96→12/00					
2.4	125	12/95→05/00					
2.4 Turbo	142	04/96→12/00					
2.5 TDI	103	12/95→12/00					
2.3 AWD	177	04/97→09/98	➡	⬇; Scheibenbremse	2	24.3727-1308.2 581308	L= 1.670
2.4	121	06/98→12/99					
2.4	103	03/99→12/00	➡	⬇; 08/99→ 03/00; Scheibenbremse	2	24.3727-1308.2 581308	L= 1.670
2.4 AWD	121	06/98→12/99	➡	⬇; 10/98→ 05/99; Scheibenbremse	2	24.3727-1308.2 581308	L= 1.670
2.4 Bifuel	106	05/98→12/99	➡	⬇; 10/98→ 08/99; Scheibenbremse	2	24.3727-1308.2 581308	L= 1.670
<b>VOLVO - V70 II (285) 11/99→12/08</b>							
<b> Bremsbackensatz, Feststellbremse</b>							
2.0 T	132	11/99→08/07	➡	07/01→ 07/07		03.0137-0450.2 650450	∅ 178 x 25
2.3	195	10/00→09/04	➡			03.0137-0450.2 650450	∅ 178 x 25
2.4 T AWD	147	09/01→08/02					
2.5 AWD	155	09/02→12/04					
2.5 R Sport	221	12/02→08/07					
2.3 T5	184	11/99→12/04	➡	03/00→		03.0137-0450.2 650450	∅ 178 x 25
2.4 T	147	11/99→08/03					
2.4	103	03/00→08/07	➡	→ 07/07		03.0137-0450.2 650450	∅ 178 x 25
2.4	125	03/00→08/07					
2.4 Bifuel (CNG)	103	09/01→08/07					
2.4 Bifuel (LPG)	103	09/01→08/07					
2.4 T5	191	04/04→08/07					
R 2,5 T AWD	221	03/03→08/07					
2.4 D	93	04/05→12/08	➡	05/05→ 07/07		03.0137-0450.2 650450	∅ 178 x 25
2.4 D	96	07/01→08/07	➡	12/01→ 07/07		03.0137-0450.2 650450	∅ 178 x 25
2.4 D5	120	01/01→12/08	➡	08/01→ 07/07		03.0137-0450.2 650450	∅ 178 x 25
2.4 D5	136	04/05→12/08	➡	12/05→ 07/07		03.0137-0450.2 650450	∅ 178 x 25
2.4 D5 AWD	136	05/05→08/07					
2.4 D5 AWD	120	07/02→08/07	➡	03/03→ 07/07		03.0137-0450.2 650450	∅ 178 x 25
2.5 T	154	07/01→08/07	➡	04/04→ 07/07		03.0137-0450.2 650450	∅ 178 x 25
2.5 T AWD	154	07/02→08/07	➡	09/02→ 07/07		03.0137-0450.2 650450	∅ 178 x 25
2.5 TDI	103	11/99→08/07	➡	03/00→ 07/07		03.0137-0450.2 650450	∅ 178 x 25
<b>Zubehörsatz, Feststellbremsbacken</b>							
2.0 T	132	11/99→08/07	➡	07/01→ 07/07		03.0137-9283.2 669283	
2.3	195	10/00→09/04	➡			03.0137-9283.2 669283	
2.4 T AWD	147	09/01→08/02					
2.5 AWD	155	09/02→12/04					
2.5 R Sport	221	12/02→08/07					
2.3 T5	184	11/99→12/04	➡	03/00→		03.0137-9283.2 669283	
2.4 T	147	11/99→08/03					
2.4	103	03/00→08/07	➡	→ 07/07		03.0137-9283.2 669283	
2.4	125	03/00→08/07					
2.4 Bifuel (CNG)	103	09/01→08/07					
2.4 Bifuel (LPG)	103	09/01→08/07					
2.4 T5	191	04/04→08/07					
R 2,5 T AWD	221	03/03→08/07					
2.4 D	93	04/05→12/08	➡	05/05→ 07/07		03.0137-9283.2 669283	
2.4 D	96	07/01→08/07	➡	12/01→ 07/07		03.0137-9283.2 669283	
2.4 D5	120	01/01→12/08	➡	08/01→ 07/07		03.0137-9283.2 669283	
2.4 D5	136	04/05→12/08	➡	12/05→ 07/07		03.0137-9283.2 669283	
2.4 D5 AWD	136	05/05→08/07					
↓							














	kw					!#		
<b>VOLVO - V70 II (285) 11/99→12/08</b>								
<b>Zubehörsatz, Feststellbremsbacken</b>								
2.4 D5 AWD	120	07/02→08/07	➡	03/03→ 07/07			03.0137-9283.2 669283	
2.5 T	154	07/01→08/07	➡	04/04→ 07/07			03.0137-9283.2 669283	
2.5 T AWD	154	07/02→08/07	➡	09/02→ 07/07			03.0137-9283.2 669283	
2.5 TDI	103	11/99→08/07	➡	03/00→ 07/07			03.0137-9283.2 669283	
<b> Seilzug, Feststellbremse</b>								
2.0 T	132	11/99→08/07	➡	⬇; 07/01→ 07/07; Scheibenbremse	2	24.3727-1303.2 581303	L= 1.962	
2.3	195	10/00→09/04	➡	⬇; Scheibenbremse	2	24.3727-1303.2 581303	L= 1.962	
2.5 R Sport	221	12/02→08/07						
2.3 T5	184	11/99→12/04	➡	⬇; 03/00→; Scheibenbremse	2	24.3727-1303.2 581303	L= 1.962	
2.4 T	147	11/99→08/03						
2.4	103	03/00→08/07	➡	⬇; → 07/07; Scheibenbremse	2	24.3727-1303.2 581303	L= 1.962	
2.4	125	03/00→08/07						
2.4 T5	191	04/04→08/07						
2.4 D	93	04/05→12/08	➡	⬇; 05/05→ 07/07; Scheibenbremse	2	24.3727-1303.2 581303	L= 1.962	
2.4 D	96	07/01→08/07	➡	⬇; 12/01→ 07/07; Scheibenbremse	2	24.3727-1303.2 581303	L= 1.962	
2.4 D5	120	01/01→12/08	➡	⬇; 08/01→ 07/07; Scheibenbremse	2	24.3727-1303.2 581303	L= 1.962	
2.4 D5	136	04/05→12/08	➡	⬇; 12/05→ 07/07; Scheibenbremse	2	24.3727-1303.2 581303	L= 1.962	
2.5 T	154	07/01→08/07	➡	⬇; 04/04→ 07/07; Scheibenbremse	2	24.3727-1303.2 581303	L= 1.962	
2.5 TDI	103	11/99→08/07	➡	⬇; 03/00→ 07/07; Scheibenbremse	2	24.3727-1303.2 581303	L= 1.962	
<b>VOLVO - V90 Kombi (965) 11/96→12/98</b>								
<b> Bremsbackensatz, Feststellbremse</b>								
2.5	125	11/96→10/98	➡			03.0137-0299.2 650299	∅ 160 x 25	
2.5	132	11/96→10/97						
2.9	132	01/97→12/98						
2.9	150	01/97→12/98						
<b>Zubehörsatz, Feststellbremsbacken</b>								
2.5	125	11/96→10/98	➡			03.0137-9199.2 669199		
2.5	132	11/96→10/97						
2.9	132	01/97→12/98						
2.9	150	01/97→12/98						
<b>VOLVO - XC70 CROSS COUNTRY (295) 10/97→10/07</b>								
<b> Bremsbackensatz, Feststellbremse</b>								
2.4 D5 AWD	136	12/05→08/07	➡	→ 07/07		03.0137-0450.2 650450	∅ 178 x 25	
2.4 D5 XC AWD	120	09/02→08/07						
2.5 T XC AWD	154	09/02→08/07						
2.4 T XC AWD	142	11/97→09/02	➡			03.0137-0450.2 650450	∅ 178 x 25	
2.4 T XC AWD	147	03/00→09/02						
<b>Zubehörsatz, Feststellbremsbacken</b>								
2.4 D5 AWD	136	12/05→08/07	➡	→ 07/07		03.0137-9283.2 669283		
2.4 D5 XC AWD	120	09/02→08/07						
2.5 T XC AWD	154	09/02→08/07						
2.4 T XC AWD	142	11/97→09/02	➡			03.0137-9283.2 669283		
2.4 T XC AWD	147	03/00→09/02						
<b>VOLVO - XC90 I (275) 06/02→01/15</b>								
<b> Bremsbackensatz, Feststellbremse</b>								
2.5 T AWD	154	10/02→09/14	➡			03.0137-3034.2 653034	∅ 178 x 25 - HEB	
2.5 T AWD	154	10/12→09/14						
3.2 AWD	179	04/10→12/12						
D3 / D5	120	04/09→12/14						
D5 AWD	120	10/02→12/06						
D5 AWD	120	10/07→12/10						
D5 AWD	147	01/11→12/14						
T6 AWD	200	10/02→12/06						
V8 AWD	232	01/05→12/10						
3.2 AWD	175	03/06→12/10	➡	05/06→		03.0137-3034.2 653034	∅ 178 x 25 - HEB	
D5 AWD	136	04/05→12/10						
<b>VW - AMAROK (2HA, 2HB, S1B, S6B, S7A, S7B) 09/10→</b>								
<b> Radbremszylinder</b>								
2.0 BiTDI	120	09/10→	➡	+PR 2E3		24.3226-1703.3 020573	∅ 26,99 ALU	
2.0 BiTDI	132	11/11→						
2.0 BiTDI 4motion	120	09/10→						
2.0 BiTDI 4motion	132	11/11→						
2.0 TDI	90	09/10→						
2.0 TDI	103	07/12→						
↓								












	kw				! #		
<b>VW - AMAROK (2HA, 2HB, S1B, S6B, S7A, S7B) 09/10→</b>							
 <b>Radbremsszylinder</b>							
2.0 TDI 4motion	90	09/10→	➔	+PR 2E3		24.3226-1703.3 020573	Ø 26,99 ALU
2.0 TDI 4motion	103	06/12→					
2.0 TSI	118	12/10→					
3.0 TDI	120	06/16→					
3.0 TDI 4motion	150	06/16→					
3.0 TDI 4motion	120	06/16→	➔	09/16→; +PR 2E3		24.3226-1703.3 020573	Ø 26,99 ALU
3.0 TDI 4motion	165	06/16→					
 <b>Bremsbackensatz</b>							
2.0 BiTDI	120	09/10→	➔	+PR 2E3		03.0137-0508.2 650508	Ø 294 x 57 + HEB
2.0 BiTDI	132	11/11→					
2.0 BiTDI 4motion	120	09/10→					
2.0 BiTDI 4motion	132	11/11→					
2.0 TDI	90	09/10→					
2.0 TDI	103	07/12→					
2.0 TDI 4motion	90	09/10→					
2.0 TDI 4motion	103	06/12→					
2.0 TSI	118	12/10→					
3.0 TDI	120	06/16→					
3.0 TDI 4motion	150	06/16→					
3.0 TDI 4motion	120	06/16→	➔	09/16→; +PR 2E3		03.0137-0508.2 650508	Ø 294 x 57 + HEB
3.0 TDI 4motion	165	06/16→					
<b>VW - AMAROK Pritsche/Fahrgestell (S1B) 09/11→</b>							
 <b>Radbremsszylinder</b>							
2.0 TDI	103	09/11→	➔	07/12→; +PR 2E3		24.3226-1703.3 020573	Ø 26,99 ALU
2.0 TDI	132	09/11→	➔	11/11→; +PR 2E3		24.3226-1703.3 020573	Ø 26,99 ALU
2.0 TDI 4motion	103	09/11→	➔	06/12→; +PR 2E3		24.3226-1703.3 020573	Ø 26,99 ALU
 <b>Bremsbackensatz</b>							
2.0 TDI	103	09/11→	➔	07/12→; +PR 2E3		03.0137-0508.2 650508	Ø 294 x 57 + HEB
2.0 TDI	132	09/11→	➔	11/11→; +PR 2E3		03.0137-0508.2 650508	Ø 294 x 57 + HEB
2.0 TDI 4motion	103	09/11→	➔	06/12→; +PR 2E3		03.0137-0508.2 650508	Ø 294 x 57 + HEB
<b>VW - BEETLE (5C1, 5C2) 04/11→</b>							
 <b>Seilzug, Feststellbremse</b>							
1.2 TSI	77	07/11→	➔	⏴; 12/11→; +PR 0N9; Scheibenbremse	2	24.3727-3405.2 583405	L= 1.482
1.4 TSI	118	10/11→					
2.5	125	04/11→					
1.2 TSI 16V	77	12/14→	➔	⏴; +PR 0N9; Scheibenbremse	2	24.3727-3405.2 583405	L= 1.482
1.6 TDI	77	10/11→					
2.0 TDI	103	04/11→					
1.4 TSI	110	12/14→	➔	⏴; +PR 0N9; Scheibenbremse	2	24.3727-3405.2 583405	L= 1.482
2.0 TSI	162	12/14→	➔	⏴; +PR 0N4; Scheibenbremse	1	24.3727-3406.2 583406	L= 1.498
2.0 TDI	81	06/14→	➔	⏴; 12/14→; +PR 0N9; Scheibenbremse	2	24.3727-3405.2 583405	L= 1.482
			➔	⏴; 12/14→; +PR 0N4; Scheibenbremse	1	24.3727-3406.2 583406	L= 1.498
2.0 TDI	110	07/14→	➔	⏴; 09/14→; +PR 0N9; Scheibenbremse	2	24.3727-3405.2 583405	L= 1.482
2.0 TSI	147	04/11→	➔	⏴; 12/11→; +PR 0N9; Scheibenbremse	2	24.3727-3405.2 583405	L= 1.482
			➔	⏴; +PR 0N4; Scheibenbremse	1	24.3727-3406.2 583406	L= 1.498
2.0 TSI	155	12/12→	➔	⏴; 05/13→; +PR 0N9; Scheibenbremse	2	24.3727-3405.2 583405	L= 1.482
			➔	⏴; 05/13→; +PR 0N4; Scheibenbremse	1	24.3727-3406.2 583406	L= 1.498
<b>VW - BEETLE Cabriolet (5C7, 5C8) 12/11→</b>							
 <b>Seilzug, Feststellbremse</b>							
1.2 TSI	77	12/11→	➔	⏴; 11/12→; Scheibenbremse	2	24.3727-3406.2 583406	L= 1.498
1.4 TSI	118	12/11→					
1.6 TDI	77	12/11→					
2.0 TDI	103	04/12→					
2.0 TSI	147	12/11→					
1.2 TSI 16V	77	12/14→	➔	⏴; Scheibenbremse	2	24.3727-3406.2 583406	L= 1.498
1.4 TSI	110	12/14→					
2.0 TDI	110	09/14→					
2.0 TSI	162	12/14→					
2.0 TDI	81	06/14→	➔	⏴; 12/14→; Scheibenbremse	2	24.3727-3406.2 583406	L= 1.498
2.0 TSI	155	12/12→	➔	⏴; 05/13→; Scheibenbremse	2	24.3727-3406.2 583406	L= 1.498
2.5	125	12/11→	➔	⏴; 12/12→; Scheibenbremse	2	24.3727-3406.2 583406	L= 1.498
























	kw				!#		
<b>VW - BORA (1J2) 10/98→12/13</b>							
<b>Seilzug, Feststellbremse</b>							
1.4 16V	55	03/00→05/05	➡	⬇; → 1J-YW238580; Scheibenbremse	2	24.3727-0149.2 580149	L= 1.688
1.6	74	10/98→05/05	➡	⬇; 1J-YW238581→; → 12/04; Scheibenbremse	2	24.3727-0173.2 580173	L= 1.693
1.6	75	08/00→05/05	➡				
1.8	92	10/98→05/05	➡				
1.9 SDI	50	10/98→05/05	➡				
2.0	85	10/98→05/05	➡				
1.6 16V	77	05/00→05/05	➡	⬇; → 12/04; Scheibenbremse	2	24.3727-0173.2 580173	L= 1.693
1.6 FSI	81	01/02→05/05	➡				
1.9 TDI	74	09/00→05/05	➡				
1.8 4motion	92	02/99→05/05	➡	⬇; → 12/04; Scheibenbremse	2	24.3727-0175.2 580175	L= 1.723
1.9 TDI 4motion	74	09/00→05/05	➡				
2.0 4motion	85	04/00→05/05	➡				
2.3 V5 4motion	125	10/00→05/05	➡				
1.8 T	110	05/00→05/05	➡	⬇; 09/00→ 12/04; Scheibenbremse	2	24.3727-0173.2 580173	L= 1.693
1.8 T	132	03/02→05/05	➡	⬇; 05/02→ 12/04; Scheibenbremse	2	24.3727-0173.2 580173	L= 1.693
1.9 TDI	66	10/98→05/05	➡	⬇; → 1J-YW238580; Scheibenbremse	2	24.3727-0149.2 580149	L= 1.688
			➡	⬇; 1J-YW238581→; → 06/01; Scheibenbremse	2	24.3727-0173.2 580173	L= 1.693
1.9 TDI	81	10/98→06/01	➡	⬇; → 1J-YW238580; Scheibenbremse	2	24.3727-0149.2 580149	L= 1.688
			➡	⬇; 1J-YW238581→; Scheibenbremse	2	24.3727-0173.2 580173	L= 1.693
1.9 TDI	85	12/98→01/02	➡	⬇; 02/99→; → 1J-YW238580; Scheibenbremse	2	24.3727-0149.2 580149	L= 1.688
			➡	⬇; 1J-YW238581→; → 06/01; Scheibenbremse	2	24.3727-0173.2 580173	L= 1.693
1.9 TDI	96	11/00→05/05	➡	⬇; 04/01→ 12/04; Scheibenbremse	2	24.3727-0173.2 580173	L= 1.693
1.9 TDI	110	05/00→05/05	➡	⬇; 10/00→ 12/04; Scheibenbremse	2	24.3727-0173.2 580173	L= 1.693
1.9 TDI 4motion	66	11/98→04/02	➡	⬇; 02/99→ 06/01; Scheibenbremse	2	24.3727-0175.2 580175	L= 1.723
1.9 TDI 4motion	85	02/99→06/01	➡	⬇; Scheibenbremse	2	24.3727-0175.2 580175	L= 1.723
1.9 TDI 4motion	96	11/00→05/05	➡	⬇; 04/01→ 12/04; Scheibenbremse	2	24.3727-0175.2 580175	L= 1.723
1.9 TDI 4motion	110	05/00→05/05	➡	⬇; 10/00→ 12/04; Scheibenbremse	2	24.3727-0175.2 580175	L= 1.723
2.3 V5	110	10/98→10/00	➡	⬇; 1J-YW238581→; Scheibenbremse	2	24.3727-0173.2 580173	L= 1.693
2.3 V5	125	10/00→05/05	➡	⬇; 1J-YW238581→; → 12/04; Scheibenbremse	2	24.3727-0173.2 580173	L= 1.693
2.3 V5 4motion	110	12/98→10/00	➡	⬇; 02/99→; Scheibenbremse	2	24.3727-0175.2 580175	L= 1.723
2.8 V6 4motion	150	03/99→05/05	➡	⬇; 05/99→ 12/04; Scheibenbremse	2	24.3727-0175.2 580175	L= 1.723
<b>VW - BORA Variant (1J6) 05/99→05/05</b>							
<b>Seilzug, Feststellbremse</b>							
1.4 16V	55	09/01→05/05	➡	⬇; → 1J-YW238580; Scheibenbremse	2	24.3727-0149.2 580149	L= 1.688
1.6	74	05/99→05/05	➡				
1.6	75	08/00→05/05	➡	⬇; 1J-YW238581→; → 12/04; Scheibenbremse	2	24.3727-0173.2 580173	L= 1.693
2.0	85	05/99→05/05	➡				
1.6 16V	77	02/00→05/05	➡	⬇; → 12/04; Scheibenbremse	2	24.3727-0173.2 580173	L= 1.693
1.6 FSI	81	01/02→05/05	➡				
1.8 T	132	05/02→05/05	➡				
1.9 TDI	74	09/00→05/05	➡				
1.9 TDI	110	05/01→05/05	➡				
1.8 4motion	92	05/99→05/05	➡	⬇; → 12/04; Scheibenbremse	2	24.3727-0175.2 580175	L= 1.723
1.9 TDI 4motion	74	09/00→05/05	➡				
1.9 TDI 4motion	110	05/01→05/05	➡				
2.0 4motion	85	04/00→05/05	➡				
2.3 V5 4motion	125	10/00→05/05	➡				
2.8 V6 4motion	150	05/99→05/05	➡				
1.8 T	110	05/00→05/05	➡	⬇; 09/00→ 12/04; Scheibenbremse	2	24.3727-0173.2 580173	L= 1.693
1.9 TDI	66	07/04→05/05	➡	⬇; → 1J-YW238580; Scheibenbremse	2	24.3727-0149.2 580149	L= 1.688
1.9 TDI	81	05/99→06/01	➡	⬇; → 1J-YW238580; Scheibenbremse	2	24.3727-0149.2 580149	L= 1.688
1.9 TDI	85	05/99→06/01	➡	⬇; 1J-YW238581→; Scheibenbremse	2	24.3727-0173.2 580173	L= 1.693
1.9 TDI	96	11/00→05/05	➡	⬇; 04/01→ 12/04; Scheibenbremse	2	24.3727-0173.2 580173	L= 1.693
1.9 TDI 4motion	85	05/99→06/01	➡	⬇; Scheibenbremse	2	24.3727-0175.2 580175	L= 1.723
2.3 V5 4motion	110	05/99→10/00	➡				
2.8 VR6	150	03/00→05/00	➡				
1.9 TDI 4motion	96	11/00→05/05	➡	⬇; 04/01→ 12/04; Scheibenbremse	2	24.3727-0175.2 580175	L= 1.723
2.0 4motion	88	12/99→05/03	➡	⬇; 04/00→; Scheibenbremse	2	24.3727-0175.2 580175	L= 1.723
2.3 V5	110	05/99→10/00	➡	⬇; 1J-YW238581→; Scheibenbremse	2	24.3727-0173.2 580173	L= 1.693
2.3 V5	125	10/00→05/05	➡	⬇; 1J-YW238581→; → 12/04; Scheibenbremse	2	24.3727-0173.2 580173	L= 1.693

	kw				!#		
<b>VW - CADDY II Kasten (9K9A) 11/95→01/04</b>							
 <b>Radbremszylinder</b>							
1.4	55	08/00→01/04	➔			<b>24.3220-0909.3 020210</b>	Ø 20,64 ALU
1.7 SDI	42	07/96→09/00					
1.9 D	47	11/95→01/04					
1.9 SDI	47	11/95→01/04					
1.9 TDI	66	09/96→01/04					
60 1.4	44	11/95→01/04					
75 1.6	55	11/95→05/97					
75 1.6	55	11/95→09/00					
<b>Zubehörsatz, Bremsbacken</b>							
1.4	55	08/00→01/04	➔	☒; 9K-Y-500748→		<b>03.0137-9149.2 669149</b>	
1.7 SDI	42	07/96→09/00					
1.9 D	47	11/95→01/04	➔	→ 9K-Y-500747		<b>03.0137-9164.2 669164</b>	
1.9 SDI	47	11/95→01/04					
1.9 TDI	66	09/96→01/04					
60 1.4	44	11/95→01/04					
75 1.6	55	11/95→05/97					
75 1.6	55	11/95→09/00					
 <b>Bremstrommel</b>							
1.4	55	08/00→01/04	➔	→ 9K-Y-500747; - ABS		<b>24.0223-0015.1 480073</b>	Ø 230,0 x 51 / 231 - RLG
1.7 SDI	42	07/96→09/00					
1.9 D	47	11/95→01/04	➔	→ 9K-Y-500747; + ABS		<b>24.0223-0019.1 480176</b>	Ø 230,0 x 50,5 / 231 - RLG / + ABS Ring
1.9 SDI	47	11/95→01/04					
1.9 TDI	66	09/96→01/04	➔	9K-Y-500748→		<b>24.0223-0020.1 480177</b>	Ø 230,0 x 39,7 / 231,5
60 1.4	44	11/95→01/04					
75 1.6	55	11/95→05/97					
75 1.6	55	11/95→09/00					
 <b>Bremsbackensatz</b>							
1.4	55	08/00→01/04	➔	→ 9K-Y-500747		<b>03.0137-0264.2 650264</b>	Ø 230 x 40 + HEB
1.7 SDI	42	07/96→09/00				<b>03.0520-6120.3 696120</b>	VW Ø 230 x 40 Ø 20,64 + RZ / + Zub TopKit
1.9 D	47	11/95→01/04					
1.9 SDI	47	11/95→01/04					
1.9 TDI	66	09/96→01/04	➔	9K-Y-500748→		<b>03.0137-0357.2 650357</b>	Ø 230 x 32 + HEB
60 1.4	44	11/95→01/04				<b>03.0520-6920.3 696920</b>	Ø 230 x 32 Ø 20,64 + RZ / + Zub TopKit
75 1.6	55	11/95→05/97					
75 1.6	55	11/95→09/00					
 <b>Seilzug, Feststellbremse</b>							
1.4	55	08/00→01/04	➔	☒; Trommelbremse	2	<b>24.3727-2700.2 582700</b>	L= 1.671
1.7 SDI	42	07/96→09/00					
1.9 D	47	11/95→01/04					
1.9 SDI	47	11/95→01/04					
1.9 TDI	66	09/96→01/04					
60 1.4	44	11/95→01/04					
75 1.6	55	11/95→05/97					
75 1.6	55	11/95→09/00					
<b>VW - CADDY II Kombi (9K9B) 11/95→01/04</b>							
 <b>Radbremszylinder</b>							
1.4	44	11/95→01/04	➔			<b>24.3220-0909.3 020210</b>	Ø 20,64 ALU
1.4 16V	55	08/00→01/04					
1.6	55	11/95→05/97					
1.6	55	06/97→09/00					
1.7 SDI	42	07/96→09/00					
1.9 D	47	11/95→01/04					
1.9 SDI	47	11/95→01/04					
1.9 TDI	66	10/96→01/04					
<b>Zubehörsatz, Bremsbacken</b>							
1.4	44	11/95→01/04	➔	☒; 9K-Y-500748→		<b>03.0137-9149.2 669149</b>	
1.4 16V	55	08/00→01/04					
1.6	55	11/95→05/97	➔	→ 9K-Y-500747		<b>03.0137-9164.2 669164</b>	
1.6	55	06/97→09/00					
1.7 SDI	42	07/96→09/00					
1.9 D	47	11/95→01/04					
1.9 SDI	47	11/95→01/04					
1.9 TDI	66	10/96→01/04					
 <b>Bremstrommel</b>							
1.4	44	11/95→01/04	➔	→ 9K-Y-500747; - ABS		<b>24.0223-0015.1 480073</b>	Ø 230,0 x 51 / 231 - RLG
1.4 16V	55	08/00→01/04					
1.6	55	11/95→05/97	➔	→ 9K-Y-500747; + ABS		<b>24.0223-0019.1 480176</b>	Ø 230,0 x 50,5 / 231 - RLG / + ABS Ring
1.6	55	06/97→09/00					
1.7 SDI	42	07/96→09/00	➔	9K-Y-500748→		<b>24.0223-0020.1 480177</b>	Ø 230,0 x 39,7 / 231,5
1.9 D	47	11/95→01/04					
1.9 SDI	47	11/95→01/04					
1.9 TDI	66	10/96→01/04					
↓							







	kw				! #		
<b>VW - CADDY II Kombi (9K9B) 11/95→01/04</b>							
 <b>Bremsbackensatz</b>							
1.4	44	11/95→01/04	➔	→ 9K-Y-500747		<b>03.0137-0264.2 650264</b>	Ø 230 x 40 + HEB
1.4 16V	55	08/00→01/04				<b>03.0520-6120.3 696120</b>	VW Ø 230 x 40 Ø 20,64 + RZ / + Zub TopKit
1.6	55	11/95→05/97					
1.6	55	06/97→09/00					
1.7 SDI	42	07/96→09/00	➔	9K-Y-500748→		<b>03.0137-0357.2 650357</b>	Ø 230 x 32 + HEB
1.9 D	47	11/95→01/04				<b>03.0520-6920.3 696920</b>	Ø 230 x 32 Ø 20,64 + RZ / + Zub TopKit
1.9 SDI	47	11/95→01/04					
1.9 TDI	66	10/96→01/04					
 <b>Seilzug, Feststellbremse</b>							
1.4	44	11/95→01/04	➔	↓; Trommelbremse	2	<b>24.3727-2700.2 582700</b>	L= 1.671
1.4 16V	55	08/00→01/04					
1.6	55	11/95→05/97					
1.6	55	06/97→09/00					
1.7 SDI	42	07/96→09/00					
1.9 D	47	11/95→01/04					
1.9 SDI	47	11/95→01/04					
1.9 TDI	66	10/96→01/04					
<b>VW - CADDY II Pick-up (9U7) 06/96→12/00</b>							
 <b>Radbremsszylinder</b>							
1.6	55	06/96→12/00	➔	10/97→; + ABS		<b>24.3219-1721.3 020422</b>	Ø 19,05 GG
1.9 D	47	06/96→12/00	➔	10/97→; - ABS		<b>24.3222-1712.3 020424</b>	Ø 22,2 GG
<b>Zubehörsatz, Bremsbacken</b>							
1.6	55	06/96→12/00	➔	10/97→		<b>03.0137-9168.2 669168</b>	VW
1.9 D	47	06/96→12/00					
 <b>Bremstrommel</b>							
1.6	55	06/96→12/00	➔	10/97→		<b>24.0220-0018.1 480019</b>	Ø 200,0 x 50 / 201 - RLG / - ABS Ring
1.9 D	47	06/96→12/00				<b>24.0220-0718.2 480209</b>	Ø 200,0 x 50 / 201 + RLG / - ABS Ring
 <b>Bremsbackensatz</b>							
1.6	55	06/96→12/00	➔	10/97→		<b>03.0137-0268.2 650268</b>	VW Ø 200 x 40 + HEB
1.9 D	47	06/96→12/00	➔	10/97→; + ABS		<b>03.0520-5319.3 695319</b>	Ø 200 x 40 Ø 19,05 + RZ / + Zub TopKit
			➔	10/97→; - ABS		<b>03.0520-7022.3 697022</b>	VW Ø 200 x 40 Ø 22,2 + RZ / + Zub TopKit
 <b>Seilzug, Feststellbremse</b>							
1.6	55	06/96→12/00	➔	↓; 10/97→; Trommelbremse	2	<b>24.3727-2508.2 582508</b>	L= 1.782
1.9 D	47	06/96→12/00					
<b>VW - CADDY III Kasten (2KA, 2KH, 2CA, 2CH) 03/04→05/15</b>							
 <b>Seilzug, Feststellbremse</b>							
1.2 TSI	63	09/10→05/15	➔	↓; +PR 0E1; für Fahrzeuge mit verstärktem Fahrwerk	2	<b>24.3727-0188.2 580188</b>	L= 1.713
1.2 TSI	77	09/10→05/15					
1.6 TDI	55	08/10→05/15	➔	↓; +PR 0E2	2	<b>24.3727-0194.2 580194</b>	L= 2.030
1.6 TDI	75	08/10→05/15					
2.0 TDI	125	05/12→05/15					
1.4	55	03/04→05/06	➔	↓; 2K-8-075001→; +PR 0E1; Scheibenbremse	2	<b>24.3727-0188.2 580188</b>	L= 1.713
			➔	↓; → 2K-8-075000; Scheibenbremse	2	<b>24.3727-0188.2 580188</b>	L= 1.713
			➔	↓; 2K-8-075001→; +PR 0E2	2	<b>24.3727-0194.2 580194</b>	L= 2.030
1.4	59	05/06→08/10	➔	↓; 11/09→; +PR 0E1; für Fahrzeuge mit verstärktem Fahrwerk	2	<b>24.3727-0188.2 580188</b>	L= 1.713
1.6	75	04/04→05/15					
1.9 TDI	55	09/05→08/10	➔	↓; → 2K-8-075000; Scheibenbremse	2	<b>24.3727-0188.2 580188</b>	L= 1.713
1.9 TDI	77	04/04→08/10					
2.0 EcoFuel	80	04/06→05/15	➔	↓; 2K-8-075001→; +PR 0E1; → 10/09; Scheibenbremse	2	<b>24.3727-0188.2 580188</b>	L= 1.713
2.0 SDI	51	03/04→08/10					
2.0 TDI	103	09/07→08/10	➔	↓; 11/09→; +PR 0E2	2	<b>24.3727-0194.2 580194</b>	L= 2.030
			➔	↓; 2K-8-075001→; +PR 0E2; → 10/09	2	<b>24.3727-0194.2 580194</b>	L= 2.030
1.6 BiFuel	75	05/11→05/15	➔	↓; +PR 0E1; für Fahrzeuge mit verstärktem Fahrwerk	2	<b>24.3727-0188.2 580188</b>	L= 1.713
2.0 TDI	62	11/10→05/15					
2.0 TDI 16V	103	11/10→05/15	➔	↓; → 2K-8-075000; Scheibenbremse	2	<b>24.3727-0188.2 580188</b>	L= 1.713
2.0 TDI 16V 4motion	103	11/10→05/15	➔	↓; +PR 0E2	2	<b>24.3727-0194.2 580194</b>	L= 2.030
1.9 TDI 4motion	77	11/08→08/10	➔	↓; 2K-8-075001→; +PR 0E1; → 10/09; Scheibenbremse	2	<b>24.3727-0188.2 580188</b>	L= 1.713
↓							











	kw					!#		
<b>VW - CADDY III Kasten (2KA, 2KH, 2CA, 2CH) 03/04→05/15</b>								
 <b>Seilzug, Feststellbremse</b>								
1.9 TDI 4motion	77	11/08→08/10	➡	⬇️; → 2K-8-075000; Scheibenbremse	2	24.3727-0188.2	580188	L= 1.713
			➡	⬇️; 2K-8-075001→; +PR 0E2; → 10/09	2	24.3727-0194.2	580194	L= 2.030
2.0 TDI	81	08/10→05/15	➡	⬇️; 10/10→; +PR 0E1; für Fahrzeuge mit verstärktem Fahrwerk	2	24.3727-0188.2	580188	L= 1.713
			➡	⬇️; 10/10→; +PR 0E2	2	24.3727-0194.2	580194	L= 2.030
<b>VW - CADDY III Kombi (2KB, 2KJ, 2CB, 2CJ) 03/04→05/15</b>								
 <b>Seilzug, Feststellbremse</b>								
1.2 TSI	63	09/10→05/15	➡	⬇️; +PR 0E1; für Fahrzeuge mit verstärktem Fahrwerk	2	24.3727-0188.2	580188	L= 1.713
1.6 TDI	55	08/10→05/15	➡	⬇️; +PR 0E2	2	24.3727-0194.2	580194	L= 2.030
1.6 TDI	75	08/10→05/15	➡	⬇️; +PR 0E2	2	24.3727-0194.2	580194	L= 2.030
2.0 TDI	125	05/12→05/15	➡	⬇️; +PR 0E2	2	24.3727-0194.2	580194	L= 2.030
1.4	55	03/04→05/06	➡	⬇️; 2K-8-075001→; +PR 0E1; Scheibenbremse	2	24.3727-0188.2	580188	L= 1.713
			➡	⬇️; → 2K-8-075000; Scheibenbremse	2	24.3727-0188.2	580188	L= 1.713
			➡	⬇️; 2K-8-075001→; +PR 0E2	2	24.3727-0194.2	580194	L= 2.030
1.4	59	05/06→08/10	➡	⬇️; 11/09→; +PR 0E1; für Fahrzeuge mit verstärktem Fahrwerk	2	24.3727-0188.2	580188	L= 1.713
1.6	74	03/05→05/15	➡	⬇️; → 2K-8-075000; Scheibenbremse	2	24.3727-0188.2	580188	L= 1.713
1.6	75	04/04→05/15	➡	⬇️; → 2K-8-075000; Scheibenbremse	2	24.3727-0188.2	580188	L= 1.713
1.9 TDI	55	09/05→08/10	➡	⬇️; 2K-8-075001→; +PR 0E1; → 10/09; Scheibenbremse	2	24.3727-0188.2	580188	L= 1.713
1.9 TDI	77	04/04→08/10	➡	⬇️; 2K-8-075001→; +PR 0E1; → 10/09; Scheibenbremse	2	24.3727-0188.2	580188	L= 1.713
2.0 EcoFuel	80	04/06→05/15	➡	⬇️; 11/09→; +PR 0E2	2	24.3727-0194.2	580194	L= 2.030
2.0 SDI	51	03/04→08/10	➡	⬇️; 2K-8-075001→; +PR 0E2; → 10/09	2	24.3727-0194.2	580194	L= 2.030
2.0 TDI	103	09/07→08/10	➡	⬇️; 2K-8-075001→; +PR 0E2; → 10/09	2	24.3727-0194.2	580194	L= 2.030
1.6 BiFuel	75	05/11→05/15	➡	⬇️; +PR 0E1; für Fahrzeuge mit verstärktem Fahrwerk	2	24.3727-0188.2	580188	L= 1.713
2.0 TDI 16V	103	11/10→05/15	➡	⬇️; → 2K-8-075000; Scheibenbremse	2	24.3727-0188.2	580188	L= 1.713
			➡	⬇️; +PR 0E2	2	24.3727-0194.2	580194	L= 2.030
1.9 TDI 4motion	77	05/08→08/10	➡	⬇️; 2K-8-075001→; +PR 0E1; → 10/09; Scheibenbremse	2	24.3727-0188.2	580188	L= 1.713
			➡	⬇️; → 2K-8-075000; Scheibenbremse	2	24.3727-0188.2	580188	L= 1.713
			➡	⬇️; 2K-8-075001→; +PR 0E2; → 10/09	2	24.3727-0194.2	580194	L= 2.030
2.0 TDI	81	08/10→05/15	➡	⬇️; 10/10→; +PR 0E1; für Fahrzeuge mit verstärktem Fahrwerk	2	24.3727-0188.2	580188	L= 1.713
			➡	⬇️; 10/10→; +PR 0E2	2	24.3727-0194.2	580194	L= 2.030
<b>VW - CRAFTER 30-35 Bus (2E_) 04/06→12/16</b>								
 <b>Bremsbackensatz, Feststellbremse</b>								
2.0 TDI	80	05/11→12/16		07/11→; +PR 0WC, 0WL		03.0137-4003.2	654003	Ø 180 x 25 + Zub
2.0 TDI	100	05/11→12/16	➡	07/11→; +PR 0WF		03.0137-4008.2	654008	Ø 172 x 42 - HEB / + Zub
2.0 TDI	84	11/13→12/16		+PR 0WC, 0WL		03.0137-4003.2	654003	Ø 180 x 25 + Zub
2.0 TDI	105	10/11→12/16	➡	+PR 0WF		03.0137-4008.2	654008	Ø 172 x 42 - HEB / + Zub
2.0 TDI	120	07/11→12/16	➡	+PR 0WF		03.0137-4008.2	654008	Ø 172 x 42 - HEB / + Zub
2.5 TDI	65	04/06→07/11						
2.5 TDI	80	04/06→05/13						
2.5 TDI	100	04/06→05/13						
2.5 TDI	120	04/06→07/11						
2.0 TDI 4motion	120	11/11→12/16		+PR 0WC,0WL		03.0137-4003.2	654003	Ø 180 x 25 + Zub
			➡	+PR 0WF		03.0137-4008.2	654008	Ø 172 x 42 - HEB / + Zub
<b>VW - CRAFTER 30-50 Kasten (2E_) 04/06→12/16</b>								
 <b>Bremsbackensatz, Feststellbremse</b>								
2.0 TDI	80	05/11→12/16		07/11→; +PR 0WC, 0WL		03.0137-4003.2	654003	Ø 180 x 25 + Zub
2.0 TDI	100	05/11→12/16	➡	07/11→; +PR 0WF		03.0137-4008.2	654008	Ø 172 x 42 - HEB / + Zub
2.0 TDI	84	11/13→12/16		+PR 0WC, 0WL		03.0137-4003.2	654003	Ø 180 x 25 + Zub
2.0 TDI	105	10/11→12/16	➡	+PR 0WF		03.0137-4008.2	654008	Ø 172 x 42 - HEB / + Zub
2.0 TDI	120	07/11→12/16	➡	+PR 0WF		03.0137-4008.2	654008	Ø 172 x 42 - HEB / + Zub
2.5 TDI	65	04/06→07/11						
2.5 TDI	80	04/06→05/13						
2.5 TDI	100	04/06→05/13						
2.5 TDI	120	04/06→07/11						
2.0 TDI	103	11/15→12/16		+PR 0WC,0WL		03.0137-4003.2	654003	Ø 180 x 25 + Zub
2.0 TDI 4motion	120	11/11→12/16	➡	+PR 0WF		03.0137-4008.2	654008	Ø 172 x 42 - HEB / + Zub












	kw				!#		
<b>VW - CRAFTER 30-50 Pritsche/Fahrgestell (2F_) 04/06→12/16</b>							
 <b>Bremsbackensatz, Feststellbremse</b>							
2.0 TDI	80	05/11→12/16		07/11→; +PR 0WC, 0WL		<b>03.0137-4003.2 654003</b>	Ø 180 x 25 + Zub
2.0 TDI	100	05/11→12/16	➔	07/11→; +PR 0WF		<b>03.0137-4008.2 654008</b>	Ø 172 x 42 - HEB / + Zub
2.0 TDI	84	11/13→12/16		+PR 0WC, 0WL		<b>03.0137-4003.2 654003</b>	Ø 180 x 25 + Zub
2.0 TDI	105	10/11→12/16					
2.0 TDI	120	07/11→12/16	➔	+PR 0WF		<b>03.0137-4008.2 654008</b>	Ø 172 x 42 - HEB / + Zub
2.5 TDI	65	04/06→07/11					
2.5 TDI	80	04/06→05/13					
2.5 TDI	100	04/06→05/13					
2.5 TDI	120	04/06→07/11					
2.0 TDI	103	11/15→12/16		+PR 0WC,0WL		<b>03.0137-4003.2 654003</b>	Ø 180 x 25 + Zub
2.0 TDI 4motion	120	11/11→12/16	➔	+PR 0WF		<b>03.0137-4008.2 654008</b>	Ø 172 x 42 - HEB / + Zub
<b>VW - EOS (1F7, 1F8) 03/06→08/15</b>							
 <b>Seilzug, Feststellbremse</b>							
1.4 TSI	90	11/07→08/15	➔	↓	2	<b>24.3727-2708.2 582708</b>	L= 1.447
1.4 TSI	118	05/08→08/15					
1.6 FSI	85	06/06→05/08					
2.0 TDI	100	11/10→08/15					
2.0 TDI	103	06/06→05/08					
2.0 TDI 16V	103	05/08→08/15					
2.0 TSI	155	11/09→08/15					
3.2 V6	184	06/06→05/09					
3.6 V6	191	05/09→11/10					
2.0 FSI	110	03/06→05/08	➔	↓; 05/06→	2	<b>24.3727-2708.2 582708</b>	L= 1.447
2.0 TFSI	147	03/06→08/15					
<b>VW - FOX (5Z1, 5Z3) 10/03→</b>							
 <b>Radbremszylinder</b>							
1.2	40	04/05→	➔	→ 08/11		<b>24.3217-0908.3 020167</b>	Ø 17,46 ALU
1.2	44	09/10→					
1.4	55	04/05→					
1.4 TDI	51	04/05→					
1.6	74	10/03→					
1.6 Total Flex	74	10/03→					
<b>Zubehörsatz, Bremsbacken</b>							
1.2	40	04/05→	➔	→ 08/11		<b>03.0137-9168.2 669168</b>	VW
1.2	44	09/10→					
1.4	55	04/05→					
1.4 TDI	51	04/05→					
1.6	74	10/03→					
1.6 Total Flex	74	10/03→					
 <b>Bremstrommel</b>							
1.2	40	04/05→	➔	→ 08/11		<b>24.0220-0037.1 480161</b>	Ø 200,0 x 50,1 / 201,5
1.2	44	09/10→					
1.4	55	04/05→					
1.4 TDI	51	04/05→					
1.6	74	10/03→					
1.6 Total Flex	74	10/03→					
 <b>Bremsbackensatz</b>							
1.2	40	04/05→	➔	→ 08/11		<b>03.0137-0268.2 650268</b>	VW Ø 200 x 40 + HEB
1.2	44	09/10→				<b>03.0520-1517.3 691517</b>	VW Ø 200 x 40 Ø 17,46 + RZ / + Zub TopKit
1.4	55	04/05→					
1.4 TDI	51	04/05→					
1.6	74	10/03→					
1.6 Total Flex	74	10/03→					
 <b>Seilzug, Feststellbremse</b>							
1.2	40	04/05→	➔	↓; → 08/11; +PR 1BA; Trommelbremse	2	<b>24.3727-0199.2 580199</b>	L= 1.580
1.2	44	09/10→					
1.4	55	04/05→					
1.4 TDI	51	04/05→					
1.6	74	10/03→					
1.6 Total Flex	74	10/03→					
<b>VW - GOLF III (1H1) 08/91→07/98</b>							
 <b>Radbremszylinder</b>							
1.4	40	11/91→08/97	➔			<b>03.3215-2311.3 020018</b>	Ø 15,87 GG
1.9 TD,GTD	55	11/91→08/97				<b>24.3215-0903.3 020154</b>	Ø 15,87 ALU
1.4	44	10/91→08/97	➔	11/91→		<b>03.3215-2311.3 020018</b>	Ø 15,87 GG
						<b>24.3215-0903.3 020154</b>	Ø 15,87 ALU
1.6	55	09/92→08/97	➔			<b>03.3217-2112.3 020027</b>	Ø 17,46 GG
↓							







	kw				!#		
<b>VW - GOLF III (1H1) 08/91→07/98</b>							
<b> Radbremszylinder</b>							
1.9 SDI	47	07/95→08/97	➡			24.3217-0908.3 020167	Ø 17,46 ALU
1.6	74	07/95→08/97	➡	Vollautomatik		03.3217-2112.3 020027	Ø 17,46 GG
						24.3217-0908.3 020167	Ø 17,46 ALU
				→ 1H-S-246940; Schaltgetriebe		03.3217-2112.3 020027	Ø 17,46 GG
						24.3217-0908.3 020167	Ø 17,46 ALU
			➡	1H-S-246941→; Schaltgetriebe		24.3219-0909.3 020188	Ø 19,05 ALU
1.8 1.8	55 66	11/91→08/97 11/91→08/97	➡	→ 1H-S-246940; Vollautomatik		03.3215-2311.3 020018	Ø 15,87 GG
						24.3215-0903.3 020154	Ø 15,87 ALU
				1H-S-246941→; Vollautomatik		03.3217-2112.3 020027	Ø 17,46 GG
						24.3217-0908.3 020167	Ø 17,46 ALU
				→ 1H-S-246940; Schaltgetriebe		03.3217-2112.3 020027	Ø 17,46 GG
			➡	1H-S-246941→; Schaltgetriebe		24.3219-0909.3 020188	Ø 19,05 ALU
1.8 Syncro (1HX1)	66	01/93→08/97	➡	→ 1H-S-400000		24.3220-0909.3 020210	Ø 20,64 ALU
						24.3222-0913.3 020255	Ø 22,2 ALU
1.9 D	47	11/91→08/97	➡	08/93→; → 1H-S-246940		03.3215-2311.3 020018	Ø 15,87 GG
						24.3215-0903.3 020154	Ø 15,87 ALU
						03.3217-2112.3 020027	Ø 17,46 GG
						24.3217-0908.3 020167	Ø 17,46 ALU
			➡	1H-S-246941→; → 07/95		03.3217-2112.3 020027	Ø 17,46 GG
						24.3217-0908.3 020167	Ø 17,46 ALU
1.9 TDI	66	09/93→08/97	➡	10/93→		03.3217-2112.3 020027	Ø 17,46 GG
						24.3217-0908.3 020167	Ø 17,46 ALU
1.9 TDI Syncro (1HX1)	66	08/95→08/97	➡			24.3222-0913.3 020255	Ø 22,2 ALU
2.0 Syncro (1HX1)	85	08/95→08/97	➡				
<b>Zubehörsatz, Bremsbacken</b>							
1.4	40	11/91→08/97	➡			03.0137-9168.2 669168	VW
1.6	55	09/92→08/97	➡				
1.8	55	11/91→08/97	➡				
1.8	66	11/91→08/97	➡				
1.9 SDI	47	07/95→08/97	➡				
1.9 TD,GTD	55	11/91→08/97	➡				
1.4	44	10/91→08/97	➡	11/91→		03.0137-9168.2 669168	VW
1.8 Syncro (1HX1)	66	01/93→08/97	➡			03.0137-9044.2 669044	
1.9 TDI Syncro (1HX1)	66	08/95→08/97	➡				
2.0 Syncro (1HX1)	85	08/95→08/97	➡				
1.9 D	47	11/91→08/97	➡			03.0137-9168.2 669168	VW
						03.0137-9168.2 669168	VW
			➡	08/93→ 07/95			
1.9 TDI	66	09/93→08/97	➡	10/93→		03.0137-9168.2 669168	VW
<b> Bremstrommel</b>							
1.4	40	11/91→08/97	➡			24.0220-0018.1 480019	Ø 200,0 x 50 / 201
1.6	55	09/92→08/97	➡				- RLG / - ABS Ring
1.8	55	11/91→08/97	➡			24.0220-0718.2 480209	Ø 200,0 x 50 / 201
1.8	66	11/91→08/97	➡				+ RLG / - ABS Ring
1.9 SDI	47	07/95→08/97	➡				
1.9 TD,GTD	55	11/91→08/97	➡				
1.4	44	10/91→08/97	➡	11/91→		24.0220-0018.1 480019	Ø 200,0 x 50 / 201
						24.0220-0718.2 480209	Ø 200,0 x 50 / 201
							+ RLG / - ABS Ring
1.8 Syncro (1HX1)	66	01/93→08/97	➡			24.0223-0017.1 480135	Ø 230,0 x 48,5 / 231,5
1.9 TDI Syncro (1HX1)	66	08/95→08/97	➡				
2.0 Syncro (1HX1)	85	08/95→08/97	➡				
1.9 D	47	11/91→08/97	➡			24.0220-0018.1 480019	Ø 200,0 x 50 / 201
						24.0220-0718.2 480209	Ø 200,0 x 50 / 201
							+ RLG / - ABS Ring
			➡	08/93→ 07/95		24.0220-0018.1 480019	Ø 200,0 x 50 / 201
						24.0220-0718.2 480209	Ø 200,0 x 50 / 201
							+ RLG / - ABS Ring
1.9 TDI	66	09/93→08/97	➡	10/93→		24.0220-0018.1 480019	Ø 200,0 x 50 / 201
						24.0220-0718.2 480209	Ø 200,0 x 50 / 201
							+ RLG / - ABS Ring
↓							
















	kw				!#		
<b>VW - GOLF III (1H1) 08/91→07/98</b>							
<b>Bremsbackensatz</b>							
1.4 1.9 TD,GTD	40 55	11/91→08/97 11/91→08/97	➔			<b>03.0137-0268.2 650268</b> <b>03.0520-0415.3 690415</b>	VW Ø 200 x 40 + HEB VW Ø 200 x 40 Ø 15,87 + RZ / + Zub TopKit
1.4	44	10/91→08/97	➔	11/91→		<b>03.0137-0268.2 650268</b> <b>03.0520-0415.3 690415</b>	VW Ø 200 x 40 + HEB VW Ø 200 x 40 Ø 15,87 + RZ / + Zub TopKit
1.6 1.9 SDI	55 47	09/92→08/97 07/95→08/97	➔			<b>03.0137-0268.2 650268</b> <b>03.0420-1517.3 681517</b> <b>03.0520-1517.3 691517</b>	VW Ø 200 x 40 + HEB VW Ø 200 x 40 Ø 17,46 + RZ / + Zub Kit VW Ø 200 x 40 Ø 17,46 + RZ / + Zub TopKit
1.6	74	07/95→08/97	➔	Vollautomatik		<b>03.0420-1517.3 681517</b> <b>03.0520-1517.3 691517</b>	VW Ø 200 x 40 Ø 17,46 + RZ / + Zub Kit VW Ø 200 x 40 Ø 17,46 + RZ / + Zub TopKit
			➔	→ 1H-S-246940; Schaltgetriebe		<b>03.0420-1517.3 681517</b> <b>03.0520-1517.3 691517</b>	VW Ø 200 x 40 Ø 17,46 + RZ / + Zub Kit VW Ø 200 x 40 Ø 17,46 + RZ / + Zub TopKit
			➔	1H-S-246941→; Schaltgetriebe		<b>03.0420-4219.3 684219</b> <b>03.0520-4219.3 694219</b>	VW Ø 200 x 40 Ø 19,05 + RZ / + Zub Kit VW Ø 200 x 40 Ø 19,05 + RZ / + Zub TopKit
1.8 1.8	55 66	11/91→08/97 11/91→08/97	➔			<b>03.0137-0268.2 650268</b> <b>03.0420-1517.3 681517</b> <b>03.0520-1517.3 691517</b>	VW Ø 200 x 40 + HEB VW Ø 200 x 40 Ø 17,46 + RZ / + Zub Kit VW Ø 200 x 40 Ø 17,46 + RZ / + Zub TopKit
			➔	1H-S-246941→; Vollautomatik		<b>03.0420-1517.3 681517</b> <b>03.0520-1517.3 691517</b>	VW Ø 200 x 40 Ø 17,46 + RZ / + Zub Kit VW Ø 200 x 40 Ø 17,46 + RZ / + Zub TopKit
			➔	→ 1H-S-246940; Schaltgetriebe		<b>03.0420-1517.3 681517</b> <b>03.0520-1517.3 691517</b>	VW Ø 200 x 40 Ø 17,46 + RZ / + Zub Kit VW Ø 200 x 40 Ø 17,46 + RZ / + Zub TopKit
			➔	1H-S-246941→; Schaltgetriebe		<b>03.0420-4219.3 684219</b> <b>03.0520-4219.3 694219</b>	VW Ø 200 x 40 Ø 19,05 + RZ / + Zub Kit VW Ø 200 x 40 Ø 19,05 + RZ / + Zub TopKit
			➔	→ 1H-S-246940; Vollautomatik		<b>03.0520-0415.3 690415</b>	VW Ø 200 x 40 Ø 15,87 + RZ / + Zub TopKit
1.8 Syncro (1HX1) 1.9 TDI Syncro (1HX1) 2.0 Syncro (1HX1)	66 66 85	01/93→08/97 08/95→08/97 08/95→08/97	➔			<b>03.0137-0264.2 650264</b>	Ø 230 x 40 + HEB
1.9 D	47	11/91→08/97	➔	08/93→ 07/95		<b>03.0137-0268.2 650268</b> <b>03.0420-1517.3 681517</b> <b>03.0520-1517.3 691517</b>	VW Ø 200 x 40 + HEB VW Ø 200 x 40 Ø 17,46 + RZ / + Zub Kit VW Ø 200 x 40 Ø 17,46 + RZ / + Zub TopKit
			➔	1H-S-246941→; → 07/95		<b>03.0420-1517.3 681517</b> <b>03.0520-1517.3 691517</b>	VW Ø 200 x 40 Ø 17,46 + RZ / + Zub Kit VW Ø 200 x 40 Ø 17,46 + RZ / + Zub TopKit
			➔	08/93→; → 1H-S-246940		<b>03.0520-0415.3 690415</b>	VW Ø 200 x 40 Ø 15,87 + RZ / + Zub TopKit
1.9 TDI	66	09/93→08/97	➔	10/93→		<b>03.0137-0268.2 650268</b> <b>03.0420-1517.3 681517</b> <b>03.0520-1517.3 691517</b>	VW Ø 200 x 40 + HEB VW Ø 200 x 40 Ø 17,46 + RZ / + Zub Kit VW Ø 200 x 40 Ø 17,46 + RZ / + Zub TopKit
<b>Seilzug, Feststellbremse</b>							
1.4 1.6 1.9 TD,GTD	40 55 55	11/91→08/97 09/92→08/97 11/91→08/97	➔	☒; → 1H-S-037799; Trommelbremse	2	<b>24.3727-0135.2 580135</b>	L= 1.500
			➔	☒; 1H-S-037800→; Trommelbremse	2	<b>24.3727-0160.2 580160</b>	L= 1.498
1.4	44	10/91→08/97	➔	☒; 11/91→; → 1H-S-037799; Trommelbremse	2	<b>24.3727-0135.2 580135</b>	L= 1.500
			➔	☒; 1H-S-037800→; Trommelbremse	2	<b>24.3727-0160.2 580160</b>	L= 1.498
1.6	74	07/95→08/97	➔	☒; → 1H-S-037799; Trommelbremse	2	<b>24.3727-0135.2 580135</b>	L= 1.500
			➔	☒; Scheibenbremse	2	<b>24.3727-0156.2 580156</b>	L= 1.616
↓							











	kw				!#		
<b>VW - GOLF III (1H1) 08/91→07/98</b>							
 <b>Seilzug, Feststellbremse</b>							
1.6	74	07/95→08/97	➡	⬇; 1H-S-037800→; Trommelbremse	2	24.3727-0160.2 580160	L= 1.498
1.8	55	11/91→08/97	➡	⬇; → 1H-S-037799; Scheibenbremse	2	24.3727-0134.2 580134	L= 1.613
1.8	66	11/91→08/97	➡	⬇; → 1H-S-037799; Trommelbremse	2	24.3727-0135.2 580135	L= 1.500
			➡	⬇; 1H-S-037800→; Scheibenbremse	2	24.3727-0156.2 580156	L= 1.616
			➡	⬇; 1H-S-037800→; Trommelbremse	2	24.3727-0160.2 580160	L= 1.498
1.9 D	47	11/91→08/97	➡	⬇; → 1H-S-037799; Trommelbremse	2	24.3727-0135.2 580135	L= 1.500
			➡	⬇; 08/93→; → 1H-S-037799; Trommelbremse	2	24.3727-0135.2 580135	L= 1.500
			➡	⬇; 1H-S-037800→; → 07/95; Trommelbremse	2	24.3727-0160.2 580160	L= 1.498
			➡	⬇; 1H-S-037800→; Trommelbremse	2	24.3727-0160.2 580160	L= 1.498
1.9 SDI	47	07/95→08/97	➡	⬇; Trommelbremse	2	24.3727-0160.2 580160	L= 1.498
1.9 TDI	66	09/93→08/97	➡	⬇; 10/93→; → 1H-S-037799; Trommelbremse	2	24.3727-0135.2 580135	L= 1.500
			➡	⬇; 1H-S-037800→; Trommelbremse	2	24.3727-0160.2 580160	L= 1.498
1.9 TDI	81	04/96→08/97	➡	⬇; Scheibenbremse	2	24.3727-0156.2 580156	L= 1.616
2.0	85	11/91→08/97	➡	⬇; → 1H-S-037799; Scheibenbremse	2	24.3727-0134.2 580134	L= 1.613
2.0 GTI 16V	110	08/92→08/97	➡	⬇; → 1H-S-037799; Scheibenbremse	2	24.3727-0134.2 580134	L= 1.613
2.8 VR6	128	01/92→08/97	➡	⬇; 1H-S-037800→; Scheibenbremse	2	24.3727-0156.2 580156	L= 1.616
2.0 GL	79	08/95→09/97	➡	⬇; → 1H-S-037799; Scheibenbremse	2	24.3727-0134.2 580134	L= 1.613
2.8 VR6	120	08/95→09/97	➡	⬇; 1H-S-037800→; → 08/97; Scheibenbremse	2	24.3727-0156.2 580156	L= 1.616
<b>VW - GOLF III Cabriolet (1E7) 07/93→05/98</b>							
 <b>Radbremszylinder</b>							
1.6	74	10/94→05/98	➡	→ 1E-SK016363		03.3217-2112.3 020027	Ø 17,46 GG
1.9 TDI	66	08/95→05/98	➡			24.3217-0908.3 020167	Ø 17,46 ALU
			➡	1E-SK016364→; → 03/98		24.3219-0909.3 020188	Ø 19,05 ALU
1.8	55	07/93→05/98	➡	09/93→; → 1E-SK016363		03.3217-2112.3 020027	Ø 17,46 GG
1.8	66	07/93→05/98	➡			24.3217-0908.3 020167	Ø 17,46 ALU
2.0	85	07/93→05/98	➡	1E-SK016364→; → 03/98		24.3219-0909.3 020188	Ø 19,05 ALU
<b>Zubehörsatz, Bremsbacken</b>							
1.6	74	10/94→05/98	➡	→ 03/98		03.0137-9168.2 669168	VW
1.9 TDI	66	08/95→05/98	➡				
1.8	55	07/93→05/98	➡	09/93→ 03/98		03.0137-9168.2 669168	VW
1.8	66	07/93→05/98	➡				
2.0	85	07/93→05/98	➡				
 <b>Bremstrommel</b>							
1.6	74	10/94→05/98	➡	→ 03/98		24.0220-0018.1 480019	Ø 200,0 x 50 / 201
1.9 TDI	66	08/95→05/98	➡			24.0220-0718.2 480209	- RLG / - ABS Ring
							Ø 200,0 x 50 / 201
							+ RLG / - ABS Ring
1.8	55	07/93→05/98	➡	09/93→ 03/98		24.0220-0018.1 480019	Ø 200,0 x 50 / 201
1.8	66	07/93→05/98	➡				- RLG / - ABS Ring
2.0	85	07/93→05/98	➡			24.0220-0718.2 480209	Ø 200,0 x 50 / 201
							+ RLG / - ABS Ring
 <b>Bremsbackensatz</b>							
1.6	74	10/94→05/98	➡	→ 03/98		03.0137-0268.2 650268	VW Ø 200 x 40 + HEB
1.9 TDI	66	08/95→05/98	➡	→ 1E-SK016363		03.0420-1517.3 681517	VW Ø 200 x 40 Ø 17,46
						03.0520-1517.3 691517	+ RZ / + Zub Kit
			➡	1E-SK016364→; → 03/98		03.0420-4219.3 684219	VW Ø 200 x 40 Ø 19,05
						03.0520-4219.3 694219	+ RZ / + Zub Kit
							VW Ø 200 x 40 Ø 19,05
							+ RZ / + Zub TopKit
1.8	55	07/93→05/98	➡	09/93→ 03/98		03.0137-0268.2 650268	VW Ø 200 x 40 + HEB
1.8	66	07/93→05/98	➡				
2.0	85	07/93→05/98	➡	09/93→; → 1E-SK016363		03.0420-1517.3 681517	VW Ø 200 x 40 Ø 17,46
						03.0520-1517.3 691517	+ RZ / + Zub Kit
							VW Ø 200 x 40 Ø 17,46
							+ RZ / + Zub TopKit
↓							

	kw				!#		
<b>VW - GOLF III Cabriolet (1E7) 07/93→05/98</b>							
 <b>Bremsbackensatz</b>							
1.8	55	07/93→05/98	➔	1E-SK016364→; → 03/98		<b>03.0420-4219.3 684219</b>	VW Ø 200 x 40 Ø 19,05 + RZ / + Zub Kit
1.8	66	07/93→05/98					
2.0	85	07/93→05/98				<b>03.0520-4219.3 694219</b>	VW Ø 200 x 40 Ø 19,05 + RZ / + Zub TopKit
 <b>Seilzug, Feststellbremse</b>							
1.6	74	10/94→05/98	➔	⏴; 04/98→; Scheiben/Trommel	2	<b>24.3727-0156.2 580156</b>	L= 1.616
1.9 TDI	66	08/95→05/98	➔	⏴; → 03/98; Scheiben/Trommel	2	<b>24.3727-0160.2 580160</b>	L= 1.498
1.8	55	07/93→05/98	➔	⏴; 09/93→; → 1E-S-005031; Scheiben/Trommel	2	<b>24.3727-0135.2 580135</b>	L= 1.500
1.8	66	07/93→05/98					
2.0	85	07/93→05/98	➔	⏴; 04/98→; Scheiben/Trommel	2	<b>24.3727-0156.2 580156</b>	L= 1.616
			➔	⏴; 1E-S-005032→; → 03/98; Scheiben/Trommel	2	<b>24.3727-0160.2 580160</b>	L= 1.498
1.9 TDI	81	07/96→05/98	➔	⏴; 09/96→; Scheiben/Trommel	2	<b>24.3727-0156.2 580156</b>	L= 1.616
<b>VW - GOLF III Van (1H1) 08/91→12/97</b>							
 <b>Seilzug, Feststellbremse</b>							
1.8	66	08/91→12/97	➔	⏴; 11/91→; → 1H-S-037799; Trommelbremse	2	<b>24.3727-0135.2 580135</b>	L= 1.500
			➔	⏴; 1H-S-037800→; → 08/97; Trommelbremse	2	<b>24.3727-0160.2 580160</b>	L= 1.498
<b>VW - GOLF III Variant (1H5) 07/93→04/99</b>							
 <b>Radbremszylinder</b>							
1.4	40	07/93→04/99	➔	→ 06/95		<b>03.3217-2112.3 020027</b>	Ø 17,46 GG
1.4	44	07/93→04/99				<b>24.3217-0908.3 020167</b>	Ø 17,46 ALU
			➔	07/95→		<b>24.3219-0909.3 020188</b>	Ø 19,05 ALU
1.6	74	07/94→04/99	➔			<b>24.3219-0909.3 020188</b>	Ø 19,05 ALU
1.8	55	07/93→04/99					
1.8	66	07/93→04/99					
1.9 D	47	07/93→04/99					
1.9 SDI	47	07/95→04/99					
1.9 TD	55	07/93→04/99					
1.9 TDI	66	03/94→04/99					
1.9 TDI	81	04/96→04/99					
2.0	79	08/95→04/96					
2.0	85	07/93→04/99					
1.8 Syncro	66	10/94→04/99	➔			<b>24.3222-0913.3 020255</b>	Ø 22,2 ALU
1.9 TDI Syncro	66	07/95→04/99					
2.0 Syncro	85	08/95→04/99					
<b>Zubehörsatz, Bremsbacken</b>							
1.4	40	07/93→04/99	➔			<b>03.0137-9168.2 669168</b>	VW
1.4	44	07/93→04/99					
1.6	74	07/94→04/99					
1.8	55	07/93→04/99					
1.8	66	07/93→04/99					
1.9 D	47	07/93→04/99					
1.9 SDI	47	07/95→04/99					
1.9 TD	55	07/93→04/99					
1.9 TDI	66	03/94→04/99					
1.9 TDI	81	04/96→04/99					
2.0	79	08/95→04/96					
2.0	85	07/93→04/99					
1.8 Syncro	66	10/94→04/99	➔			<b>03.0137-9044.2 669044</b>	
1.9 TDI Syncro	66	07/95→04/99					
2.0 Syncro	85	08/95→04/99					
 <b>Bremstrommel</b>							
1.4	40	07/93→04/99	➔			<b>24.0220-0018.1 480019</b>	Ø 200,0 x 50 / 201 - RLG / - ABS Ring
1.4	44	07/93→04/99					
1.6	74	07/94→04/99				<b>24.0220-0718.2 480209</b>	Ø 200,0 x 50 / 201 + RLG / - ABS Ring
1.8	55	07/93→04/99					
1.8	66	07/93→04/99					
1.9 D	47	07/93→04/99					
1.9 SDI	47	07/95→04/99					
1.9 TD	55	07/93→04/99					
1.9 TDI	66	03/94→04/99					
1.9 TDI	81	04/96→04/99					
2.0	79	08/95→04/96					
2.0	85	07/93→04/99					
1.8 Syncro	66	10/94→04/99	➔			<b>24.0223-0017.1 480135</b>	Ø 230,0 x 48,5 / 231,5
1.9 TDI Syncro	66	07/95→04/99					
2.0 Syncro	85	08/95→04/99					











	kw				!#		
<b>VW - GOLF III Variant (1H5) 07/93→04/99</b>							
<b>Bremsbackensatz</b>							
1.4	40	07/93→04/99	➔			<b>03.0137-0268.2 650268</b>	VW Ø 200 x 40 + HEB
1.4	44	07/93→04/99	➔	→ 06/95		<b>03.0420-1517.3 681517</b>	VW Ø 200 x 40 Ø 17,46 + RZ / + Zub Kit
						<b>03.0520-1517.3 691517</b>	VW Ø 200 x 40 Ø 17,46 + RZ / + Zub TopKit
			➔	07/95→		<b>03.0420-4219.3 684219</b>	VW Ø 200 x 40 Ø 19,05 + RZ / + Zub Kit
						<b>03.0520-4219.3 694219</b>	VW Ø 200 x 40 Ø 19,05 + RZ / + Zub TopKit
1.6	74	07/94→04/99	➔			<b>03.0137-0268.2 650268</b>	VW Ø 200 x 40 + HEB
1.8	55	07/93→04/99				<b>03.0420-4219.3 684219</b>	VW Ø 200 x 40 Ø 19,05 + RZ / + Zub Kit
1.8	66	07/93→04/99					
1.9 D	47	07/93→04/99					
1.9 SDI	47	07/95→04/99				<b>03.0520-4219.3 694219</b>	VW Ø 200 x 40 Ø 19,05 + RZ / + Zub TopKit
1.9 TD	55	07/93→04/99					
1.9 TDI	66	03/94→04/99					
1.9 TDI	81	04/96→04/99					
2.0	79	08/95→04/96					
2.0	85	07/93→04/99					
1.8 Syncro	66	10/94→04/99	➔			<b>03.0137-0264.2 650264</b>	Ø 230 x 40 + HEB
1.9 TDI Syncro	66	07/95→04/99					
2.0 Syncro	85	08/95→04/99					
<b>Seilzug, Feststellbremse</b>							
1.4	40	07/93→04/99	➔	⏴; → 1H-SW037527; Trommelbremse	2	<b>24.3727-0135.2 580135</b>	L= 1.500
1.4	44	07/93→04/99	➔				
1.6	74	07/94→04/99	➔	⏴; 1H-SW037528→; Trommelbremse	2	<b>24.3727-0160.2 580160</b>	L= 1.498
1.8	55	07/93→04/99					
1.8	66	07/93→04/99					
1.9 D	47	07/93→04/99					
1.9 TD	55	07/93→04/99					
1.9 TDI	66	03/94→04/99					
2.0	79	08/95→04/96					
2.0	85	07/93→04/99					
1.9 SDI	47	07/95→04/99	➔	⏴; Trommelbremse	2	<b>24.3727-0160.2 580160</b>	L= 1.498
1.9 TDI	81	04/96→04/99					
<b>VW - GOLF IV (1J1) 08/97→03/07</b>							
<b>Seilzug, Feststellbremse</b>							
1.4 16V	55	08/97→06/05	➔	⏴; 10/97→; → 1J-Y-238580; Scheibenbremse	2	<b>24.3727-0149.2 580149</b>	L= 1.688
1.6	74	08/97→05/04					
1.8	92	08/97→06/05	➔	⏴; 1J-Y-238581→; → 10/03; Scheibenbremse	2	<b>24.3727-0173.2 580173</b>	L= 1.693
1.8 T	110	08/97→06/05					
1.9 SDI	50	08/97→06/05					
1.9 TDI	81	08/97→05/04					
1.6	74	02/01→06/01	➔	⏴; → 1J-Y-238580; Scheibenbremse	2	<b>24.3727-0149.2 580149</b>	L= 1.688
			➔	⏴; 1J-Y-238581→; Scheibenbremse	2	<b>24.3727-0173.2 580173</b>	L= 1.693
1.6	75	08/00→06/05	➔	⏴; → 1J-Y-238580; Scheibenbremse	2	<b>24.3727-0149.2 580149</b>	L= 1.688
1.6	78	08/03→06/05					
1.6 16V	77	02/00→06/05	➔	⏴; 1J-Y-238581→; → 10/03; Scheibenbremse	2	<b>24.3727-0173.2 580173</b>	L= 1.693
1.8 T GTI	132	08/01→06/05					
1.6 FSI	81	01/02→06/05	➔	⏴; → 10/03; Scheibenbremse	2	<b>24.3727-0173.2 580173</b>	L= 1.693
2.3 V5	125	10/00→06/05					
1.8 4motion	92	05/98→06/05	➔	⏴; 07/98→ 10/03; Scheibenbremse	2	<b>24.3727-0175.2 580175</b>	L= 1.723
1.9 TDI	66	10/97→05/04	➔	⏴; → 1J-Y-238580; Scheibenbremse	2	<b>24.3727-0149.2 580149</b>	L= 1.688
			➔	⏴; 1J-Y-238581→; → 06/01; Scheibenbremse	2	<b>24.3727-0173.2 580173</b>	L= 1.693
1.9 TDI	74	09/00→06/05	➔	⏴; Scheibenbremse	2	<b>24.3727-0173.2 580173</b>	L= 1.693
1.9 TDI	85	12/98→06/01	➔	⏴; 05/99→; → 1J-Y-238580; Scheibenbremse	2	<b>24.3727-0149.2 580149</b>	L= 1.688
			➔	⏴; 1J-Y-238581→; Scheibenbremse	2	<b>24.3727-0173.2 580173</b>	L= 1.693
1.9 TDI	96	11/00→06/05	➔	⏴; 04/01→ 10/03; Scheibenbremse	2	<b>24.3727-0173.2 580173</b>	L= 1.693
1.9 TDI	110	05/00→06/05	➔	⏴; 09/00→ 10/03; Scheibenbremse	2	<b>24.3727-0173.2 580173</b>	L= 1.693
1.9 TDI 4motion	66	07/98→04/02	➔	⏴; Scheibenbremse	2	<b>24.3727-0175.2 580175</b>	L= 1.723
1.9 TDI 4motion	74	09/00→06/05					
2.3 V5 4motion	110	12/98→10/00					
1.9 TDI 4motion	85	09/99→06/01	➔	⏴; 11/99→; Scheibenbremse	2	<b>24.3727-0175.2 580175</b>	L= 1.723
1.9 TDI 4motion	96	11/00→06/05	➔	⏴; 04/01→ 10/03; Scheibenbremse	2	<b>24.3727-0175.2 580175</b>	L= 1.723
1.9 TDI 4motion	110	02/00→06/05	➔	⏴; 09/00→ 10/03; Scheibenbremse	2	<b>24.3727-0175.2 580175</b>	L= 1.723
2.0	85	07/98→05/04	➔	⏴; 08/98→; → 1J-Y-238580; Scheibenbremse	2	<b>24.3727-0149.2 580149</b>	L= 1.688
↓							































	kw					!#		
<b>VW - GOLF IV (1J1) 08/97→03/07</b>								
 <b>Seilzug, Feststellbremse</b>								
2.0	85	07/98→05/04	➡	⬇️; 1J-Y-238581→; → 10/03; Scheibenbremse	2	24.3727-0173.2	580173	L= 1.693
2.0 4motion	85	10/00→06/05	➡	⬇️; → 10/03; Scheibenbremse	2	24.3727-0175.2	580175	L= 1.723
2.3 V5 4motion	125	10/00→06/05						
2.8 V6 4motion	150	03/99→06/05						
3.2 R32 4motion	177	09/02→06/05						
2.3 V5	110	08/97→10/00	➡	⬇️; 10/97→; Scheibenbremse	2	24.3727-0173.2	580173	L= 1.693
<b>VW - GOLF IV Cabriolet (1E7) 06/98→06/02</b>								
 <b>Radbremszylinder</b>								
1.6	74	06/98→06/02	➡	→ 1E-SK016363		03.3217-2112.3	020027	Ø 17,46 GG
1.8	55	06/98→06/02				24.3217-0908.3	020167	Ø 17,46 ALU
1.8	66	06/98→06/02						
1.9 TDI	66	06/98→06/02						
2.0	85	06/98→06/02						
 <b>Bremsbackensatz</b>								
1.6	74	06/98→06/02	➡	→ 1E-SK016363		03.0420-1517.3	681517	VW Ø 200 x 40 Ø 17,46 + RZ / + Zub Kit
1.8	55	06/98→06/02						
1.8	66	06/98→06/02				03.0520-1517.3	691517	VW Ø 200 x 40 Ø 17,46 + RZ / + Zub TopKit
1.9 TDI	66	06/98→06/02						
2.0	85	06/98→06/02						
 <b>Seilzug, Feststellbremse</b>								
1.6	74	06/98→06/02	➡	⬇️; → 02/02; Scheiben/Trommel	2	24.3727-0156.2	580156	L= 1.616
1.9 TDI	66	06/98→06/02						
1.9 TDI	81	06/98→06/02						
1.8	55	06/98→06/02	➡	⬇️; → 1E-S-005031; Scheiben/Trommel	2	24.3727-0135.2	580135	L= 1.500
1.8	66	06/98→06/02						
2.0	85	06/98→06/02	➡	⬇️; → 02/02; Scheiben/Trommel	2	24.3727-0156.2	580156	L= 1.616
<b>VW - GOLF IV Van (1J1) 05/00→05/04</b>								
 <b>Seilzug, Feststellbremse</b>								
1.9 TDI	66	05/00→09/02	➡	⬇️; → 1J-Y-238580; Scheibenbremse	2	24.3727-0149.2	580149	L= 1.688
			➡	⬇️; 1J-Y-238581→; → 06/01; Scheibenbremse	2	24.3727-0173.2	580173	L= 1.693
1.9 TDI	96	04/01→05/04	➡	⬇️; → 1J-Y-238580; Scheibenbremse	2	24.3727-0149.2	580149	L= 1.688
			➡	⬇️; 1J-Y-238581→; → 06/01; Scheibenbremse	2	24.3727-0173.2	580173	L= 1.693
			➡	⬇️; → 10/03; Scheibenbremse	2	24.3727-0173.2	580173	L= 1.693
<b>VW - GOLF IV Variant (1J5) 05/99→06/06</b>								
 <b>Seilzug, Feststellbremse</b>								
1.4 16V	55	05/99→06/06	➡	⬇️; → 1J-Y-238580; Scheibenbremse	2	24.3727-0149.2	580149	L= 1.688
1.6	74	05/99→04/02						
1.6	75	08/00→06/06	➡	⬇️; 1J-Y-238581→; Scheibenbremse	2	24.3727-0173.2	580173	L= 1.693
1.6 16V	77	02/00→06/06						
1.9 SDI	50	05/99→06/06						
1.9 TDI	66	05/99→05/06						
1.9 TDI	81	05/99→06/01						
1.9 TDI	85	08/99→06/01						
2.0	85	05/99→06/06						
2.0 Bi-Fuel	85	02/02→06/06						
1.6 FSI	81	01/02→06/06	➡	⬇️; Scheibenbremse	2	24.3727-0173.2	580173	L= 1.693
1.8 T	110	05/00→06/06						
1.9 TDI	74	09/00→06/06						
1.9 TDI	110	06/01→06/06						
2.3 V5	110	05/99→06/06						
2.3 V5	125	10/00→06/06						
1.8 4motion	92	05/99→06/06	➡	⬇️; Scheibenbremse	2	24.3727-0175.2	580175	L= 1.723
1.9 TDI 4motion	66	05/99→04/02						
1.9 TDI 4motion	74	09/00→06/06						
1.9 TDI 4motion	110	05/02→06/05						
2.0 4motion	85	10/00→06/06						
2.3 V5 4motion	110	05/99→06/06						
2.3 V5 4motion	125	10/00→06/06						
2.8 V6 4motion	150	05/99→06/06						
1.9 TDI	96	11/00→06/06	➡	⬇️; 04/01→; Scheibenbremse	2	24.3727-0173.2	580173	L= 1.693
1.9 TDI 4motion	85	05/99→06/01	➡	⬇️; 11/99→; Scheibenbremse	2	24.3727-0175.2	580175	L= 1.723
1.9 TDI 4motion	96	11/00→06/06	➡	⬇️; 04/01→; Scheibenbremse	2	24.3727-0175.2	580175	L= 1.723
2.0 4motion	88	12/99→06/06	➡	⬇️; 04/00→; Scheibenbremse	2	24.3727-0175.2	580175	L= 1.723














	kw				!#							
<b>VW - GOLF V (1K1) 10/03→02/09</b>												
 <b>Seilzug, Feststellbremse</b>												
1.4 16V	55	10/03→05/06	➡	⬇; 1K-6B105 622→; Scheibenbremse	2	24.3727-0195.2 580195	L= 1.447					
1.4 FSI	66	10/03→07/06	➡	⬇; → 1K-6B105 621; Scheibenbremse	2	24.3727-2708.2 582708	L= 1.447					
1.6 FSI	85	10/03→07/08										
1.4 16V	59	05/06→11/08	➡	⬇; 1K-6B105 622→; → 09/08; Scheibenbremse	2	24.3727-0195.2 580195	L= 1.447					
1.4 TSI	90	05/07→11/08										
1.4 TSI	103	05/06→11/08	➡	⬇; → 1K-6B105 621; Scheibenbremse	2	24.3727-2708.2 582708	L= 1.447					
1.4 TSI	125	11/05→11/08										
1.6	75	01/04→11/08										
1.6 MultiFuel	75	10/07→11/08										
1.8 GTI	132	08/06→11/08										
1.9 TDI	66	05/04→11/08										
1.9 TDI	77	10/03→11/08										
1.9 TDI 4motion	77	08/04→11/08										
2.0	85	08/06→11/08										
2.0 FSI	110	01/04→11/08										
2.0 FSI 4motion	110	08/04→11/08										
2.0 GTI	147	10/04→02/09										
2.0 GTI	169	09/06→12/08										
2.0 SDI	55	01/04→11/08										
2.0 TDI	100	10/03→11/08										
2.0 TDI	103	12/04→11/08										
2.0 TDI	125	11/05→11/08										
2.0 TDI 16V	103	10/03→11/08										
2.0 TDI 16V 4motion	103	08/04→11/08										
2.0 TDI 4motion	103	08/04→11/08										
2.5	110	06/05→11/08										
3.2 R32 4motion	184	11/05→11/08										
3.2	184	09/05→11/08	➡	⬇; 1K-6B105 622→; → 09/08; Scheibenbremse	2	24.3727-0195.2 580195	L= 1.447					
			➡	⬇; 11/05→; → 1K-6B105 621; Scheibenbremse	2	24.3727-2708.2 582708	L= 1.447					
<b>VW - GOLF V Variant (1K5) 01/07→07/09</b>												
 <b>Seilzug, Feststellbremse</b>												
1.4	59	06/07→07/09	➡	⬇; → 06/09; Scheibenbremse	2	24.3727-0195.2 580195	L= 1.447					
1.4 TSI	90	06/07→07/09	➡	☐; → 06/09; Scheibenbremse		24.3727-2708.2 582708	L= 1.447					
1.4 TSI	103	06/07→07/09										
1.4 TSI	118	07/08→07/09										
1.4 TSI	125	06/07→07/09										
1.6	75	06/07→07/09										
1.6 MultiFuel	75	11/07→07/09										
2.0	147	06/07→07/09										
2.0 TDI	100	06/07→07/09										
2.0 TDI	103	06/07→07/09										
2.0 TDI 16V	103	06/07→07/09										
1.9 TDI	77	06/07→07/09						➡	⬇; → 06/09	2	24.3727-0195.2 580195	L= 1.447
1.9 TDI 4motion	77	01/08→07/09										
<b>VW - GOLF VI (5K1) 10/08→11/13</b>												
 <b>Seilzug, Feststellbremse</b>												
1.2 TSI	63	05/10→11/12	➡	⬇; Scheibenbremse	2	24.3727-0195.2 580195	L= 1.447					
1.4	59	10/08→11/12										
1.4 TSI	90	10/08→11/12										
1.4 TSI	118	10/08→11/12										
1.6	75	10/08→11/12										
1.6 BiFuel	75	03/09→11/12										
1.6 MultiFuel	75	10/08→11/12										
1.6 TDI	66	02/09→11/12										
1.6 TDI	77	02/09→11/12										
1.8 TSI	118	06/09→01/11										
2.0 GTi	147	06/09→11/13										
2.0 GTi	155	04/09→11/12										
2.0 GTi	173	05/11→11/12										
2.0 R 4motion	188	11/09→11/13										
2.0 R 4motion	195	11/09→05/11										
2.0 R 4motion	199	11/09→11/12										
2.0 TDI	81	10/08→11/12										
2.0 TDI	100	10/08→11/12										
2.0 TDI	103	10/08→05/13										
2.0 TDI	125	04/09→11/12										
2.0 TDI 4motion	103	05/09→11/12										
1.2 TSI	77	11/08→11/12	➡	⬇; 05/09→; Scheibenbremse	2	24.3727-0195.2 580195	L= 1.447					
<b>VW - GOLF VI Cabriolet (517) 03/11→</b>												
 <b>Seilzug, Feststellbremse</b>												
1.2 TSI	77	03/11→11/13	➡	⬇; 06/11→	2	24.3727-0195.2 580195	L= 1.447					
1.4 TSI	118	03/11→										
1.6 TDI	77	03/11→										
↓												











	kW				!#		
<b>VW - GOLF VI Cabriolet (517) 03/11→</b>							
 <b>Seilzug, Feststellbremse</b>							
1.2 TSI 16V	77	11/13→	➡	⬇	2	24.3727-0195.2 580195	L= 1.447
1.4 TSI	90	11/11→					
1.4 TSI	92	11/13→					
1.4 TSI	110	11/13→					
2.0 GTI	155	11/11→					
2.0 R	195	01/13→					
2.0 TDI	81	11/13→					
2.0 TDI	103	11/11→					
2.0 TDI	110	11/13→					
2.0 TSI	162	11/13→					
<b>VW - GOLF VI Variant (AJ5) 07/09→07/13</b>							
 <b>Seilzug, Feststellbremse</b>							
1.2 TSI	63	07/10→07/13	➡	⬇; Scheibenbremse	2	24.3727-0195.2 580195	L= 1.447
1.4	59	07/09→07/13					
1.4 TSI	90	07/09→07/13					
1.4 TSI	118	07/09→07/13					
1.6	75	07/09→07/13					
1.6 MultiFuel	75	07/10→07/13					
1.6 TDI	66	12/09→07/13					
1.6 TDI	77	07/09→07/13					
1.6 TDI 4motion	77	07/09→07/13					
2.0 TDI	81	01/10→07/13					
2.0 TDI	100	07/09→07/13					
2.0 TDI	103	07/09→07/13					
2.0 TSI	147	07/09→07/13					
1.2 TSI	77	07/09→07/13	➡	⬇; 08/09→; Scheibenbremse	2	24.3727-0195.2 580195	L= 1.447
<b>VW - GOLF PLUS (5M1, 521) 12/04→12/13</b>							
 <b>Seilzug, Feststellbremse</b>							
1.2 TSI	63	05/10→12/13	➡	⬇	2	24.3727-0195.2 580195	L= 1.447
1.2 TSI	77	11/09→12/13					
1.6 BiFuel	75	05/09→12/13					
1.6 TDI	66	02/09→12/13					
1.6 TDI	77	03/09→12/13					
1.4 16V	55	01/05→11/06	➡	⬇; 1K-9-900001→	2	24.3727-0195.2 580195	L= 1.447
1.4 16V	59	05/06→12/13					
1.4 FSI	66	07/05→11/06	➡	⬇; → 1K-9-899999; Scheibenbremse	2	24.3727-2708.2 582708	L= 1.447
1.4 TSI	90	06/07→12/13					
1.4 TSI	103	05/06→06/08					
1.4 TSI	118	06/08→12/13					
1.4 TSI	125	05/06→06/08					
1.6	75	05/05→12/13					
1.6 FSI	85	12/04→05/08					
1.6 MultiFuel	75	11/07→12/13					
1.9 TDI	66	05/05→12/08					
1.9 TDI	77	01/05→01/09					
2.0 FSI	110	05/05→06/08					
2.0 TDI	96	05/05→05/07					
2.0 TDI	100	05/05→12/13					
2.0 TDI	103	12/05→05/11					
2.0 TDI 16V	103	01/05→12/13					
2.0 TDI	81	01/09→12/13	➡	⬇; 1K-9-900001→	2	24.3727-0195.2 580195	L= 1.447
<b>VW - JETTA III (1K2) 09/04→10/10</b>							
 <b>Seilzug, Feststellbremse</b>							
1.4 TSI	90	05/07→10/10	➡	⬇; 1K-7-000001→; Scheibenbremse	2	24.3727-0195.2 580195	L= 1.447
1.4 TSI	103	07/06→10/10					
1.4 TSI	125	07/06→10/10	➡	⬇; → 1K-6-899000; Scheibenbremse	2	24.3727-2708.2 582708	L= 1.447
1.6	75	10/05→10/10					
1.6 FSI	85	09/05→10/10					
1.6 MultiFuel	75	01/08→10/10					
1.9 TDI	77	08/05→10/10					
2.0 FSI	110	08/05→10/10					
2.0 TDI	100	09/05→10/10					
2.0 TDI	103	10/05→10/10					
2.0 TDI	125	10/06→10/10					
2.0 TDI 16V	103	08/05→10/10					
2.0 TFSI	147	10/05→10/10					
1.4 TSI	118	07/08→10/10	➡	⬇; Scheibenbremse	2	24.3727-0195.2 580195	L= 1.447
1.6 TDI	66	12/09→10/10					
1.6 TDI	77	06/09→10/10					
2.5	125	07/08→10/10					
2.5	110	01/06→10/10	➡	⬇; 07/08→; Scheibenbremse	2	24.3727-0195.2 580195	L= 1.447

	kW				!#		
<b>VW - KAEFER 12/47→08/03</b>							
 <b>Bremstrommel</b>							
1600 i (Mexico)	34	10/92→07/03	➔	10/93→		24.0223-0003.1 480033	Ø 230,0 x 50,5 / 231
 <b>Seilzug, Feststellbremse</b>							
1600 i (Mexico)	34	10/92→07/03	➔	⏏; 10/93→; Trommelbremse	2	24.3727-0101.2 580101	L= 1.750
<b>VW - LOAD UP (121, 122, BL1, BL2) 12/14→</b>							
 <b>Radbremszylinder</b>							
1.0	44	12/14→	➔			24.3217-0908.3 020167	Ø 17,46 ALU
1.0 EcoFuel	50	12/14→					
e-Load Up	60	12/14→	➔			24.3217-0908.3 020167	Ø 17,46 ALU
						24.3219-0909.3 020188	Ø 19,05 ALU
<b>Zubehörsatz, Bremsbacken</b>							
1.0	44	12/14→	➔			03.0137-9168.2 669168	VW
1.0 EcoFuel	50	12/14→					
e-Load Up	60	12/14→					
 <b>Bremsbackensatz</b>							
1.0	44	12/14→	➔			03.0137-0268.2 650268	VW Ø 200 x 40 + HEB
1.0 EcoFuel	50	12/14→				03.0520-4817.3 694817	Ø 200 x 40 Ø 17,46 + RZ / + Zub TopKit
e-Load Up	60	12/14→	➔			03.0137-0268.2 650268	VW Ø 200 x 40 + HEB
						03.0520-8219.3 698219	VW Ø 200 x 40 Ø 19,05 + RZ / + Zub TopKit
<b>VW - LT 28-35 I Bus (281-363) 04/75→06/96</b>							
 <b>Radbremszylinder</b>							
2.4 D	51	08/89→06/96	➔			03.3225-5511.3 020102	Ø 25,4 GG
2.4 i	69	08/89→06/96					
2.4 TD	70	09/92→06/96					
<b>Zubehörsatz, Bremsbacken</b>							
2.4 D	51	08/89→06/96	➔	→ 28-A0020471		03.0137-9151.2 669151	
2.4 i	69	08/89→06/96					
2.4 TD	70	09/92→06/96	➔	28-A0020472→		03.0137-9159.2 669159	
 <b>Bremstrommel</b>							
2.4 D	51	08/89→06/96	➔			24.0225-2003.1 480047	Ø 252,0 x 65,5 / 253,5
2.4 i	69	08/89→06/96					
2.4 TD	70	09/92→06/96					
 <b>Bremsbackensatz</b>							
2.4 D	51	08/89→06/96	➔	28-A0020472→		03.0137-0259.2 650259	Ø 252 x 56 + HEB
2.4 i	69	08/89→06/96					
2.4 TD	70	09/92→06/96					
 <b>Seilzug, Feststellbremse</b>							
2.4 D	51	08/89→06/96	➔	<input type="checkbox"/> ; → 28-D-007246; für Linkslenker; Trommelbremse		24.3727-0112.2 580112	L= 1.042
2.4 i	69	08/89→06/96					
2.4 TD	70	09/92→06/96	➔	<input type="checkbox"/> ; 28-D-007247→; Trommelbremse		24.3727-0112.2 580112	L= 1.042
			➔	<input type="checkbox"/> ; → 28-D-007246; für Rechtslenker; Trommelbremse		24.3727-0112.2 580112	L= 1.042
			➔	<input type="checkbox"/> ; 28-D-007247→; Trommelbremse		24.3727-0113.2 580113	L= 1.690
			➔	<input type="checkbox"/> ; → 28-D-007246; für Rechtslenker; Trommelbremse		24.3727-0113.2 580113	L= 1.690
			➔	<input type="checkbox"/> ; → 28-D-007246; für Linkslenker; Trommelbremse		24.3727-0113.2 580113	L= 1.690
<b>VW - LT 28-35 I Kasten (281-363) 04/75→06/96</b>							
 <b>Radbremszylinder</b>							
2.4 D	51	07/90→05/96	➔	→ 29-M-009906; nicht für Doppelbereifung		03.3225-5511.3 020102	Ø 25,4 GG
2.4 i	69	08/89→06/96	➔			03.3225-5511.3 020102	Ø 25,4 GG
			➔	29-M-009907→		03.3225-5512.3 020103	Ø 25,4 GG
			➔	→ 10/90; mit Doppelbereifung		03.3225-5512.3 020103	Ø 25,4 GG
2.4 TD	70	06/92→05/96	➔			03.3225-5511.3 020102	Ø 25,4 GG
2.4 TD Syncro	70	08/92→04/96	➔	→ 29-M-009906; nicht für Doppelbereifung		03.3225-5511.3 020102	Ø 25,4 GG
↓							

	kw				!#		
<b>VW - LT 28-35   Kasten (281-363) 04/75→06/96</b>							
 <b>Radbremsszylinder</b>							
2.4 TD	70	06/92→05/96	➔	29-M-009907→		03.3225-5512.3 020103	Ø 25,4 GG
2.4 TD Syncro	70	08/92→04/96					
<b>Zubehörsatz, Bremsbacken</b>							
2.4 D	51	07/90→05/96	➔	→ 28-A0020471		03.0137-9151.2 669151	
2.4 i	69	08/89→06/96					
2.4 TD	70	06/92→05/96	➔	28-D-007274→; mit Doppelbereifung		03.0137-9152.2 669152	
2.4 TD Syncro	70	08/92→04/96	➔	28-A0020472→		03.0137-9159.2 669159	
			➔	→ 29-M-009906; nicht für Doppelbereifung		03.0137-9159.2 669159	
 <b>Bremstrommel</b>							
2.4 D	51	07/90→05/96	➔			24.0225-2003.1 480047	Ø 252,0 x 65,5 / 253,5
2.4 i	69	08/89→06/96					
2.4 TD	70	06/92→05/96	➔	→ 29-M-009906; nicht für Doppelbereifung		24.0225-2003.1 480047	Ø 252,0 x 65,5 / 253,5
2.4 TD Syncro	70	08/92→04/96					
 <b>Bremsbackensatz</b>							
2.4 D	51	07/90→05/96	➔	28-D-007274→; mit Doppelbereifung		03.0137-0252.2 650252	Ø 270 x 66 + HEB
2.4 i	69	08/89→06/96					
2.4 TD	70	06/92→05/96	➔	28-A0020472→		03.0137-0259.2 650259	Ø 252 x 56 + HEB
2.4 TD Syncro	70	08/92→04/96	➔	→ 29-M-009906; nicht für Doppelbereifung		03.0137-0259.2 650259	Ø 252 x 56 + HEB
 <b>Seilzug, Feststellbremse</b>							
2.4 D	51	07/90→05/96	➔	☐; 29-G-014001→; mit Einfachbereifung; Trommelbremse		24.3727-0112.2 580112	L= 1.042
2.4 i	69	08/89→06/96					
2.4 TD	70	06/92→05/96	➔	☐; → 28-D-007246; für Linkslenker; Trommelbremse		24.3727-0112.2 580112	L= 1.042
2.4 TD Syncro	70	08/92→04/96	➔	☐; 28-D-007247→; Trommelbremse		24.3727-0112.2 580112	L= 1.042
			➔	☐; → 28-D-007246; für Rechtslenker; Trommelbremse		24.3727-0112.2 580112	L= 1.042
			➔	☐; 29-G-014001→; mit Einfachbereifung; Trommelbremse		24.3727-0113.2 580113	L= 1.690
			➔	☐; 28-D-007247→; Trommelbremse		24.3727-0113.2 580113	L= 1.690
			➔	☐; → 28-D-007246; für Linkslenker; Trommelbremse		24.3727-0113.2 580113	L= 1.690
			➔	☐; → 28-D-007246; für Rechtslenker; Trommelbremse		24.3727-0113.2 580113	L= 1.690
<b>VW - LT 28-35   Pritsche/Fahrgestell (281-363) 04/75→06/96</b>							
 <b>Radbremsszylinder</b>							
2.4 D	51	08/90→06/96	➔	→ 29-M-009906; nicht für Doppelbereifung		03.3225-5511.3 020102	Ø 25,4 GG
			➔			03.3225-5511.3 020102	Ø 25,4 GG
			➔	29-M-009907→		03.3225-5512.3 020103	Ø 25,4 GG
			➔	→ 10/90; mit Doppelbereifung		03.3225-5512.3 020103	Ø 25,4 GG
2.4 i	69	03/94→06/96	➔			03.3225-5511.3 020102	Ø 25,4 GG
2.4 TD	70	08/92→06/96	➔				
2.4 TD Syncro	70	08/92→04/96	➔	→ 29-M-009906; nicht für Doppelbereifung		03.3225-5511.3 020102	Ø 25,4 GG
			➔	29-M-009907→		03.3225-5512.3 020103	Ø 25,4 GG
<b>Zubehörsatz, Bremsbacken</b>							
2.4 D	51	08/90→06/96	➔	→ 28-A0020471		03.0137-9151.2 669151	
2.4 i	69	03/94→06/96					
2.4 TD	70	08/92→06/96	➔	28-D-007274→; mit Doppelbereifung		03.0137-9152.2 669152	
2.4 TD Syncro	70	08/92→04/96	➔	28-A0020472→		03.0137-9159.2 669159	
			➔	→ 29-M-009906; nicht für Doppelbereifung		03.0137-9159.2 669159	
 <b>Bremstrommel</b>							
2.4 D	51	08/90→06/96	➔			24.0225-2003.1 480047	Ø 252,0 x 65,5 / 253,5
2.4 i	69	03/94→06/96					
2.4 TD	70	08/92→06/96	➔	→ 29-M-009906; nicht für Doppelbereifung		24.0225-2003.1 480047	Ø 252,0 x 65,5 / 253,5
2.4 TD Syncro	70	08/92→04/96					
 <b>Bremsbackensatz</b>							
2.4 D	51	08/90→06/96	➔	28-D-007274→; mit Doppelbereifung		03.0137-0252.2 650252	Ø 270 x 66 + HEB
2.4 i	69	03/94→06/96					
2.4 TD	70	08/92→06/96	➔	28-A0020472→		03.0137-0259.2 650259	Ø 252 x 56 + HEB
↓							

	kw				!#		
<b>VW - LT 28-35 I Pritsche/Fahrgestell (281-363) 04/75→06/96</b>							
 <b>Bremsbackensatz</b>							
2.4 TD Syncro	70	08/92→04/96	➔	→ 29-M-009906; nicht für Doppelbereifung		03.0137-0259.2 650259	Ø 252 x 56 + HEB
 <b>Seilzug, Feststellbremse</b>							
2.4 D	51	08/90→06/96	➔	☐; 29-G-014001→; mit Einfachbereifung; Trommelbremse		24.3727-0112.2 580112	L= 1.042
2.4 i	69	03/94→06/96					
2.4 TD	70	08/92→06/96	➔	☐; → 28-D-007246; für Linkslenker; Trommelbremse		24.3727-0112.2 580112	L= 1.042
2.4 TD Syncro	70	08/92→04/96	➔	☐; 28-D-007247→; Trommelbremse		24.3727-0112.2 580112	L= 1.042
			➔	☐; → 28-D-007246; für Rechtslenker; Trommelbremse		24.3727-0112.2 580112	L= 1.042
			➔	☐; 29-G-014001→; mit Einfachbereifung; Trommelbremse		24.3727-0113.2 580113	L= 1.690
			➔	☐; 28-D-007247→; Trommelbremse		24.3727-0113.2 580113	L= 1.690
			➔	☐; → 28-D-007246; für Linkslenker; Trommelbremse		24.3727-0113.2 580113	L= 1.690
			➔	☐; → 28-D-007246; für Rechtslenker; Trommelbremse		24.3727-0113.2 580113	L= 1.690
<b>VW - LT 28-35 II Bus (2DB, 2DE, 2DK) 04/96→07/06</b>							
 <b>Radbremszylinder</b>							
2.8 TDI	92	07/97→05/03	➔	→ 29-M-009906; nicht für Doppelbereifung		03.3225-5511.3 020102	Ø 25,4 GG
<b>Zubehörsatz, Bremsbacken</b>							
2.8 TDI	92	07/97→05/03	➔	→ 28-A0020471		03.0137-9151.2 669151	
			➔	→ 29-M-009906; nicht für Doppelbereifung		03.0137-9159.2 669159	
 <b>Bremstrommel</b>							
2.8 TDI	92	07/97→05/03	➔	→ 29-M-009906; nicht für Doppelbereifung		24.0225-2003.1 480047	Ø 252,0 x 65,5 / 253,5
 <b>Bremsbackensatz</b>							
2.8 TDI	92	07/97→05/03	➔	→ 29-M-009906; nicht für Doppelbereifung		03.0137-0259.2 650259	Ø 252 x 56 + HEB
 <b>Bremsbackensatz, Feststellbremse</b>							
2.3	105	05/96→07/06		Baumuster: LT 28		03.0137-4001.2 654001	Ø 160 x 40 + Zub
2.5 SDI	55	07/96→07/06		Baumuster: LT 35		03.0137-4001.2 654001	Ø 160 x 40 + Zub
2.5 TDI	75	05/96→08/99	➔	Baumuster: LT 28		03.0137-0397.2 650397	Ø 160 x 40
			➔	Baumuster: LT 35		03.0137-0397.2 650397	Ø 160 x 40
			➔	Baumuster: LT 46		03.0137-4015.2 654015	Ø 170 x 40 + Zub
2.5 TDI	61	05/01→07/06		Baumuster: LT 28		03.0137-4001.2 654001	Ø 160 x 40 + Zub
2.5 TDI	66	05/99→07/06		Baumuster: LT 35		03.0137-4001.2 654001	Ø 160 x 40 + Zub
2.5 TDI	70	05/01→07/06		Baumuster: LT 35		03.0137-0397.2 650397	Ø 160 x 40
2.5 TDI	80	05/99→07/06	➔	Baumuster: LT 28		03.0137-0397.2 650397	Ø 160 x 40
2.8 TDI	96	01/99→01/02		Baumuster: LT 28		03.0137-4001.2 654001	Ø 160 x 40 + Zub
2.8 TDI	116	05/01→06/06	➔	Baumuster: LT 28		03.0137-0397.2 650397	Ø 160 x 40
<b>Zubehörsatz, Feststellbremsbacken</b>							
2.3	105	05/96→07/06		Baumuster: LT 46		03.0137-9256.2 669256	
2.5 SDI	55	07/96→07/06	➔	Baumuster: LT 35		03.0137-9255.2 669255	
2.5 TDI	75	05/96→08/99	➔	Baumuster: LT 28		03.0137-9255.2 669255	
2.5 TDI	61	05/01→07/06	➔	Baumuster: LT 35		03.0137-9255.2 669255	
2.5 TDI	66	05/99→07/06	➔	Baumuster: LT 28		03.0137-9255.2 669255	
2.5 TDI	70	05/01→07/06	➔	Baumuster: LT 28		03.0137-9255.2 669255	
2.5 TDI	80	05/99→07/06	➔	Baumuster: LT 28		03.0137-9255.2 669255	
2.8 TDI	96	01/99→01/02	➔	Baumuster: LT 28		03.0137-9255.2 669255	
2.8 TDI	116	05/01→06/06	➔	Baumuster: LT 28		03.0137-9255.2 669255	
 <b>Seilzug, Feststellbremse</b>							
2.3	105	05/96→07/06	←	⏏; Radstand [mm]: 4.025; Baumuster: LT 46; Scheibenbremse	1	24.3727-0181.2 580181	L= 2.440
2.5 SDI	55	07/96→07/06					
2.5 TDI	75	05/96→08/99	←	⏏; Radstand [mm]: 4.025; Baumuster: LT 35; Scheibenbremse	1	24.3727-0441.2 580441	L= 2.460
↓							

	kw				!#		
<b>VW - LT 28-35 II Bus (2DB, 2DE, 2DK) 04/96→07/06</b>							
 <b>Seilzug, Feststellbremse</b>							
2.3 2.5 SDI 2.5 TDI	105 55 75	05/96→07/06 07/96→07/06 05/96→08/99	←	↑; Radstand [mm]: 3.000; Baumuster: LT 35; Scheibenbremse	1	24.3727-0442.2 580442	L= 1.435
			←	↑; Radstand [mm]: 3.000; Baumuster: LT 28; Scheibenbremse	1	24.3727-0442.2 580442	L= 1.435
			←	↑; Radstand [mm]: 3.550; Baumuster: LT 35; Scheibenbremse	1	24.3727-0443.2 580443	L= 1.990
			←	↑; Radstand [mm]: 3.550; Baumuster: LT 28; Scheibenbremse	1	24.3727-0443.2 580443	L= 1.990
			←	↑; Radstand [mm]: 3.550; Baumuster: LT 46; Scheibenbremse	1	24.3727-0444.2 580444	L= 1.970
			→	□; Radstand [mm]: 4.025; Baumuster: LT 46; Scheibenbremse		24.3727-0179.2 580179	L= 1.525
			→	□; Radstand [mm]: 3.550; Baumuster: LT 46; Scheibenbremse		24.3727-0179.2 580179	L= 1.525
			→	□; Radstand [mm]: 4.025; Baumuster: LT 46; Scheibenbremse		24.3727-0180.2 580180	L= 1.526
			→	□; Radstand [mm]: 3.550; Baumuster: LT 46; Scheibenbremse		24.3727-0180.2 580180	L= 1.526
			→	↓; Radstand [mm]: 3.550; Baumuster: LT 35; Scheibenbremse	2	24.3727-0438.2 580438	L= 1.513
			→	↓; Radstand [mm]: 3.000; Baumuster: LT 35; Scheibenbremse	2	24.3727-0438.2 580438	L= 1.513
			→	↓; Radstand [mm]: 3.000; Baumuster: LT 28; Scheibenbremse	2	24.3727-0438.2 580438	L= 1.513
			→	↓; Radstand [mm]: 3.550; Baumuster: LT 28; Scheibenbremse	2	24.3727-0438.2 580438	L= 1.513
			→	↓; Radstand [mm]: 4.025; Baumuster: LT 35; Scheibenbremse	2	24.3727-0438.2 580438	L= 1.513
2.5 TDI 2.5 TDI 2.5 TDI 2.5 TDI	61 66 70 80	05/01→07/06 05/99→07/06 05/01→07/06 05/99→07/06	←	↑; Radstand [mm]: 4.025; Baumuster: LT 35; Scheibenbremse	1	24.3727-0441.2 580441	L= 2.460
			←	↑; Radstand [mm]: 3.000; Baumuster: LT 28; Scheibenbremse	1	24.3727-0442.2 580442	L= 1.435
			←	↑; Radstand [mm]: 3.000; Baumuster: LT 35; Scheibenbremse	1	24.3727-0442.2 580442	L= 1.435
			←	↑; Radstand [mm]: 3.550; Baumuster: LT 35; Scheibenbremse	1	24.3727-0443.2 580443	L= 1.990
			←	↑; Radstand [mm]: 3.550; Baumuster: LT 28; Scheibenbremse	1	24.3727-0443.2 580443	L= 1.990
			→	↓; Radstand [mm]: 3.000; Baumuster: LT 28; Scheibenbremse	2	24.3727-0438.2 580438	L= 1.513
			→	↓; Radstand [mm]: 3.000; Baumuster: LT 35; Scheibenbremse	2	24.3727-0438.2 580438	L= 1.513
			→	↓; Radstand [mm]: 4.025; Baumuster: LT 35; Scheibenbremse	2	24.3727-0438.2 580438	L= 1.513
			→	↓; Radstand [mm]: 3.550; Baumuster: LT 28; Scheibenbremse	2	24.3727-0438.2 580438	L= 1.513
			→	↓; Radstand [mm]: 3.550; Baumuster: LT 35; Scheibenbremse	2	24.3727-0438.2 580438	L= 1.513
2.8 TDI	92	07/97→05/03	→	□; → 28-D-007246; für Linkslenker; Trommelbremse		24.3727-0112.2 580112	L= 1.042
			→	□; → 28-D-007246; für Rechtslenker; Trommelbremse		24.3727-0112.2 580112	L= 1.042
			→	□; → 28-D-007246; für Rechtslenker; Trommelbremse		24.3727-0113.2 580113	L= 1.690
			→	□; → 28-D-007246; für Linkslenker; Trommelbremse		24.3727-0113.2 580113	L= 1.690
2.8 TDI 2.8 TDI	96 116	01/99→01/02 05/01→06/06	←	↑; Radstand [mm]: 3.000; Baumuster: LT 28; Scheibenbremse	1	24.3727-0442.2 580442	L= 1.435
			←	↑; Radstand [mm]: 3.550; Baumuster: LT 28; Scheibenbremse	1	24.3727-0443.2 580443	L= 1.990
			→	↓; Radstand [mm]: 3.550; Baumuster: LT 28; Scheibenbremse	2	24.3727-0438.2 580438	L= 1.513
			→	↓; Radstand [mm]: 3.000; Baumuster: LT 28; Scheibenbremse	2	24.3727-0438.2 580438	L= 1.513
<b>VW - LT 28-46 II Kasten (2DA, 2DD, 2DH) 04/96→07/06</b>							
 <b>Bremsbackensatz, Feststellbremse</b>							
2.3 2.5 SDI 2.5 TDI 2.5 TDI 2.5 TDI 2.5 TDI	105 55 61 66 70 75	05/96→07/06 09/96→07/06 05/01→07/06 05/99→07/06 05/01→07/06 05/96→08/99		Baumuster: LT 28		03.0137-4001.2 654001	Ø 160 x 40 + Zub
				Baumuster: LT 35		03.0137-4001.2 654001	Ø 160 x 40 + Zub
			→	Baumuster: LT 28		03.0137-0397.2 650397	Ø 160 x 40
			→	Baumuster: LT 35		03.0137-0397.2 650397	Ø 160 x 40

**VW - LT 28-46 II Kasten (2DA, 2DD, 2DH) 04/96→07/06**

**Bremsbackensatz, Feststellbremse**

2.5 TDI	80	05/99→07/06	➔	Baumuster: LT 46	03.0137-4015.2	654015	Ø 170 x 40 + Zub
2.8 TDI	92	07/97→01/02					
2.8 TDI	96	01/99→07/06					
2.8 TDI	116	04/02→07/06					

**Zubehörsatz, Feststellbremsbacken**

2.3	105	05/96→07/06		Baumuster: LT 46	03.0137-9256.2	669256	
2.5 SDI	55	09/96→07/06					
2.5 TDI	61	05/01→07/06	➔	Baumuster: LT 35	03.0137-9255.2	669255	
2.5 TDI	66	05/99→07/06	➔	Baumuster: LT 28	03.0137-9255.2	669255	
2.5 TDI	70	05/01→07/06					
2.5 TDI	75	05/96→08/99					
2.5 TDI	80	05/99→07/06					
2.8 TDI	92	07/97→01/02					
2.8 TDI	96	01/99→07/06					
2.8 TDI	116	04/02→07/06					

**Seilzug, Feststellbremse**

2.3	105	05/96→07/06	←	⬆; Radstand [mm]: 4.025; Baumuster: LT 46; Scheibenbremse	1	24.3727-0181.2	580181	L= 2.440
2.5 SDI	55	09/96→07/06						
2.5 TDI	61	05/01→07/06	←	⬆; Radstand [mm]: 4.025; Baumuster: LT 35; Scheibenbremse	1	24.3727-0441.2	580441	L= 2.460
2.5 TDI	66	05/99→07/06						
2.5 TDI	70	05/01→07/06						
2.5 TDI	75	05/96→08/99	←	⬆; Radstand [mm]: 3.000; Baumuster: LT 35; Scheibenbremse	1	24.3727-0442.2	580442	L= 1.435
2.5 TDI	80	05/99→07/06						
2.8 TDI	92	07/97→01/02	←	⬆; Radstand [mm]: 3.000; Baumuster: LT 28; Scheibenbremse	1	24.3727-0442.2	580442	L= 1.435
2.8 TDI	96	01/99→07/06						
2.8 TDI	116	04/02→07/06	←	⬆; Radstand [mm]: 3.550; Baumuster: LT 35; Scheibenbremse	1	24.3727-0443.2	580443	L= 1.990
			←	⬆; Radstand [mm]: 3.550; Baumuster: LT 28; Scheibenbremse	1	24.3727-0443.2	580443	L= 1.990
			←	⬆; Radstand [mm]: 3.550; Baumuster: LT 46; Scheibenbremse	1	24.3727-0444.2	580444	L= 1.970
			➔	⬇; Radstand [mm]: 4.025; Baumuster: LT 46; Scheibenbremse		24.3727-0179.2	580179	L= 1.525
			➔	⬇; Radstand [mm]: 3.550; Baumuster: LT 46; Scheibenbremse		24.3727-0179.2	580179	L= 1.525
			➔	⬇; Radstand [mm]: 4.025; Baumuster: LT 46; Scheibenbremse		24.3727-0180.2	580180	L= 1.526
			➔	⬇; Radstand [mm]: 3.550; Baumuster: LT 46; Scheibenbremse		24.3727-0180.2	580180	L= 1.526
			➔	⬇; Radstand [mm]: 3.550; Baumuster: LT 35; Scheibenbremse	2	24.3727-0438.2	580438	L= 1.513
			➔	⬇; Radstand [mm]: 3.000; Baumuster: LT 35; Scheibenbremse	2	24.3727-0438.2	580438	L= 1.513
			➔	⬇; Radstand [mm]: 3.000; Baumuster: LT 28; Scheibenbremse	2	24.3727-0438.2	580438	L= 1.513
			➔	⬇; Radstand [mm]: 3.550; Baumuster: LT 28; Scheibenbremse	2	24.3727-0438.2	580438	L= 1.513
			➔	⬇; Radstand [mm]: 4.025; Baumuster: LT 35; Scheibenbremse	2	24.3727-0438.2	580438	L= 1.513

**VW - LT 28-46 II Pritsche/Fahrgestell (2DC, 2DF, 2DG, 2DL, 2DM) 04/96→07/06**

**Bremsbackensatz, Feststellbremse**

2.3	105	06/96→07/06		Baumuster: LT 28	03.0137-4001.2	654001	Ø 160 x 40 + Zub
2.5 SDI	55	09/96→07/06		Baumuster: LT 35	03.0137-4001.2	654001	Ø 160 x 40 + Zub
2.5 TDI	61	05/01→07/06					
2.5 TDI	66	05/99→07/06	➔	Baumuster: LT 28	03.0137-0397.2	650397	Ø 160 x 40
2.5 TDI	70	05/01→07/06					
2.5 TDI	75	06/96→08/99	➔	Baumuster: LT 35	03.0137-0397.2	650397	Ø 160 x 40
2.5 TDI	80	05/99→07/06	➔	Baumuster: LT 46	03.0137-4015.2	654015	Ø 170 x 40 + Zub
2.8 TDI	92	07/97→01/02					
2.8 TDI	96	01/99→07/06					
2.8 TDI	116	04/02→07/06					

**Zubehörsatz, Feststellbremsbacken**

2.3	105	06/96→07/06		Baumuster: LT 46	03.0137-9256.2	669256	
2.5 SDI	55	09/96→07/06					
2.5 TDI	61	05/01→07/06	➔	Baumuster: LT 35	03.0137-9255.2	669255	
2.5 TDI	66	05/99→07/06	➔	Baumuster: LT 28	03.0137-9255.2	669255	
2.5 TDI	70	05/01→07/06					
2.5 TDI	75	06/96→08/99					
2.5 TDI	80	05/99→07/06					
2.8 TDI	92	07/97→01/02					
2.8 TDI	96	01/99→07/06					
2.8 TDI	116	04/02→07/06					



**VW - LT 28-46 II Pritsche/Fahrgestell (2DC, 2DF, 2DG, 2DL, 2DM) 04/96→07/06**

**Seilzug, Feststellbremse**

2.3	105	06/96→07/06	←	↑; Radstand [mm]: 4.025; Baumuster: LT 46; Scheibenbremse	1	24.3727-0181.2	580181	L= 2.440
2.5 SDI	55	09/96→07/06						
2.5 TDI	61	05/01→07/06						
2.5 TDI	66	05/99→07/06	←	↑; Radstand [mm]: 4.025; Baumuster: LT 35; Scheibenbremse	1	24.3727-0441.2	580441	L= 2.460
2.5 TDI	70	05/01→07/06						
2.5 TDI	75	06/96→08/99	←	↑; Radstand [mm]: 3.000; Baumuster: LT 35; Scheibenbremse	1	24.3727-0442.2	580442	L= 1.435
2.5 TDI	80	05/99→07/06						
2.8 TDI	92	07/97→01/02	←	↑; Radstand [mm]: 3.000; Baumuster: LT 28; Scheibenbremse	1	24.3727-0442.2	580442	L= 1.435
2.8 TDI	96	01/99→07/06						
2.8 TDI	116	04/02→07/06	←	↑; Radstand [mm]: 3.550; Baumuster: LT 35; Scheibenbremse	1	24.3727-0443.2	580443	L= 1.990
			←	↑; Radstand [mm]: 3.550; Baumuster: LT 28; Scheibenbremse	1	24.3727-0443.2	580443	L= 1.990
			←	↑; Radstand [mm]: 3.550; Baumuster: LT 46; Scheibenbremse	1	24.3727-0444.2	580444	L= 1.970
			→	□; Radstand [mm]: 4.025; Baumuster: LT 46; Scheibenbremse		24.3727-0179.2	580179	L= 1.525
			→	□; Radstand [mm]: 3.550; Baumuster: LT 46; Scheibenbremse		24.3727-0179.2	580179	L= 1.525
			→	□; Radstand [mm]: 4.025; Baumuster: LT 46; Scheibenbremse		24.3727-0180.2	580180	L= 1.526
			→	□; Radstand [mm]: 3.550; Baumuster: LT 46; Scheibenbremse		24.3727-0180.2	580180	L= 1.526
			→	↓; Radstand [mm]: 3.550; Baumuster: LT 35; Scheibenbremse	2	24.3727-0438.2	580438	L= 1.513
			→	↓; Radstand [mm]: 3.000; Baumuster: LT 35; Scheibenbremse	2	24.3727-0438.2	580438	L= 1.513
			→	↓; Radstand [mm]: 3.000; Baumuster: LT 28; Scheibenbremse	2	24.3727-0438.2	580438	L= 1.513
			→	↓; Radstand [mm]: 3.550; Baumuster: LT 28; Scheibenbremse	2	24.3727-0438.2	580438	L= 1.513
			→	↓; Radstand [mm]: 4.025; Baumuster: LT 35; Scheibenbremse	2	24.3727-0438.2	580438	L= 1.513

**VW - LT 40-55 I Kasten (291-512) 04/75→06/96**

**Radbremsszylinder**

2.4 D	51	07/90→05/96	→	nicht für Radstand [mm]: 3.650		03.3225-5512.3	020103	Ø 25,4 GG
2.4 i	69	01/93→06/96						
2.4 TD	70	06/92→05/96	→	Radstand [mm]: 3.650		24.3226-0901.3	020295	Ø 26,99 GG

**Zubehörsatz, Bremsbacken**

2.4 D	51	07/90→05/96	→			03.0137-9152.2	669152	
2.4 i	69	01/93→06/96						
2.4 TD	70	06/92→05/96	→	28-D-007274→		03.0137-9152.2	669152	

**Bremsbackensatz**

2.4 D	51	07/90→05/96	→			03.0137-0252.2	650252	Ø 270 x 66 + HEB
2.4 i	69	01/93→06/96						
2.4 TD	70	06/92→05/96	→	28-D-007274→		03.0137-0252.2	650252	Ø 270 x 66 + HEB

**Seilzug, Feststellbremse**

2.4 D	51	07/90→05/96	→	↓; Trommelbremse	2	24.3727-0120.2	580120	L= 1.400
2.4 i	69	01/93→06/96						
2.4 TD	70	06/92→05/96	→	↓; 29-G-014001→; Trommelbremse	2	24.3727-0120.2	580120	L= 1.400

**VW - LT 40-55 I Pritsche/Fahrgestell (293-909) 04/75→06/96**

**Radbremsszylinder**












2.4 D	51	08/90→06/96	→	nicht für Radstand [mm]: 3.650		03.3225-5512.3	020103	Ø 25,4 GG
2.4 i	69	03/94→06/96						
2.4 TD	70	08/92→06/96	→	Radstand [mm]: 3.650		24.3226-0901.3	020295	Ø 26,99 GG









**Zubehörsatz, Bremsbacken**











2.4 D	51	08/90→06/96	→			03.0137-9152.2	669152	
2.4 i	69	03/94→06/96						
2.4 TD	70	08/92→06/96	→	28-D-007274→		03.0137-9152.2	669152	










**Bremsbackensatz**












2.4 D	51	08/90→06/96	→			03.0137-0252.2	650252	Ø 270 x 66 + HEB
2.4 i	69	03/94→06/96						
2.4 TD	70	08/92→06/96	→	28-D-007274→		03.0137-0252.2	650252	Ø 270 x 66 + HEB

	kw				!#		
<b>VW - LT 40-55   Pritsche/Fahrgestell (293-909) 04/75→06/96</b>							
 <b>Seilzug, Feststellbremse</b>							
2.4 D	51	08/90→06/96	➡	⏴; Trommelbremse	2	24.3727-0120.2 580120	L= 1.400
2.4 i	69	03/94→06/96	➡	⏴; 29-G-014001→; Trommelbremse	2	24.3727-0120.2 580120	L= 1.400
2.4 TD	70	08/92→06/96					
<b>VW - LUPO (6X1, 6E1) 09/98→07/05</b>							
 <b>Radbremszylinder</b>							
1.0	37	09/98→07/05	➡	- ABS		24.3215-0903.3 020154	Ø 15,87 ALU
1.0	37	10/98→05/00	➡	+ ABS		24.3217-0908.3 020167	Ø 17,46 ALU
1.4	44	10/00→07/05					
1.4 TDI	55	01/99→07/05					
1.7 SDI	44	09/98→07/05					
1.2 TDI 3L	45	07/99→07/05	➡			24.3215-0903.3 020154	Ø 15,87 ALU
1.4 16V	55	09/98→07/05	➡	10/98→; - ABS		24.3215-0903.3 020154	Ø 15,87 ALU
			➡	10/98→; + ABS		24.3217-0908.3 020167	Ø 17,46 ALU
<b>Zubehörsatz, Bremsbacken</b>							
1.0	37	09/98→07/05	➡	→ 6X-X-003000		03.0137-9008.2 669008	
1.0	37	10/98→05/00	➡	6X-X-003001→		03.0137-9168.2 669168	VW
1.4 TDI	55	01/99→07/05					
1.7 SDI	44	09/98→07/05					
1.2 TDI 3L	45	07/99→07/05	➡			03.0137-9008.2 669008	
1.4	44	10/00→07/05	➡			03.0137-9168.2 669168	VW
1.4 16V	55	09/98→07/05	➡	10/98→; → 6X-X-003000		03.0137-9008.2 669008	
			➡	6X-X-003001→		03.0137-9168.2 669168	VW
 <b>Bremstrommel</b>							
1.0	37	09/98→07/05	➡	→ 6X-X-003000		24.0218-0036.1 480147	Ø 180,0 x 41 / 181,5
1.0	37	10/98→05/00	➡	6X-X-003001→		24.0220-0032.1 480130	Ø 200,0 x 50,1 / 201,5
1.4 TDI	55	01/99→07/05					
1.7 SDI	44	09/98→07/05					
1.4	44	10/00→07/05	➡			24.0220-0032.1 480130	Ø 200,0 x 50,1 / 201,5
1.4 16V	55	09/98→07/05	➡	10/98→; → 6X-X-003000		24.0218-0036.1 480147	Ø 180,0 x 41 / 181,5
			➡	6X-X-003001→		24.0220-0032.1 480130	Ø 200,0 x 50,1 / 201,5
 <b>Bremsbackensatz</b>							
1.0	37	09/98→07/05	➡	→ 6X-X-003000		03.0137-0126.2 650126	Ø 180 x 31 + HEB
1.0	37	10/98→05/00	➡	6X-X-003001→		03.0137-0268.2 650268	VW Ø 200 x 40 + HEB
1.4 TDI	55	01/99→07/05					
1.7 SDI	44	09/98→07/05	➡	6X-X-003001→; + ABS		03.0420-1517.3 681517	VW Ø 200 x 40 Ø 17,46 + RZ / + Zub Kit
						03.0520-1517.3 691517	VW Ø 200 x 40 Ø 17,46 + RZ / + Zub TopKit
			➡	→ 6X-X-003000; - ABS		03.0520-0215.3 690215	VW Ø 180 x 31 Ø 15,87 + RZ / + Zub TopKit
			➡	6X-X-003001→; - ABS		03.0520-0415.3 690415	VW Ø 200 x 40 Ø 15,87 + RZ / + Zub TopKit
1.4	44	10/00→07/05	➡			03.0137-0268.2 650268	VW Ø 200 x 40 + HEB
			➡	+ ABS		03.0420-1517.3 681517	VW Ø 200 x 40 Ø 17,46 + RZ / + Zub Kit
						03.0520-1517.3 691517	VW Ø 200 x 40 Ø 17,46 + RZ / + Zub TopKit
			➡	- ABS		03.0520-0415.3 690415	VW Ø 200 x 40 Ø 15,87 + RZ / + Zub TopKit
1.4 16V	55	09/98→07/05	➡	10/98→; → 6X-X-003000		03.0137-0126.2 650126	Ø 180 x 31 + HEB
			➡	6X-X-003001→		03.0137-0268.2 650268	VW Ø 200 x 40 + HEB
			➡	6X-X-003001→; + ABS		03.0420-1517.3 681517	VW Ø 200 x 40 Ø 17,46 + RZ / + Zub Kit
						03.0520-1517.3 691517	VW Ø 200 x 40 Ø 17,46 + RZ / + Zub TopKit
			➡	10/98→; → 6X-X-003000; - ABS		03.0520-0215.3 690215	VW Ø 180 x 31 Ø 15,87 + RZ / + Zub TopKit
			➡	6X-X-003001→; - ABS		03.0520-0415.3 690415	VW Ø 200 x 40 Ø 15,87 + RZ / + Zub TopKit
 <b>Seilzug, Feststellbremse</b>							
1.0	37	09/98→07/05	➡	⏴; Trommelbremse	2	24.3727-0159.2 580159	L= 1.392
1.0	37	10/98→05/00	➡				
1.2 TDI 3L	45	07/99→07/05					

	kW				#		
<b>VW - LUPO (6X1, 6E1) 09/98→07/05</b>							
 <b>Seilzug, Feststellbremse</b>							
1.4 1.4 TDI 1.7 SDI	44 55 44	10/00→07/05 01/99→07/05 09/98→07/05	➔	↓; Trommelbremse	2	24.3727-0159.2 580159	L= 1.392
1.4 16V	55	09/98→07/05	➔	↓; 10/98→; Trommelbremse	2	24.3727-0159.2 580159	L= 1.392
1.4 16V 1.4 FSI 1.6 GTI	74 77 92	08/99→07/05 02/01→07/05 09/00→07/05	➔	↓; Scheibenbremse	2	24.3727-2707.2 582707	L= 1.496
<b>VW - MULTIVAN T5 (7HM, 7HN, 7HF, 7EF, 7EM, 7EN) 04/03→08/15</b>							
 <b>Bremsbackensatz, Feststellbremse</b>							
1.9 TDI 1.9 TDI 1.9 TDI 1.9 TDI 2.0 2.0 BiTDI 2.0 BiTDI 4motion 2.0 TDI 2.0 TDI 2.0 TDI 2.0 TDI 2.0 TDI 2.0 TDI 2.0 TDI 2.0 TDI 2.0 TDI 2.0 TDI 2.0 TDI 2.5 TDI 2.5 TDI 2.5 TDI 2.5 TDI 4motion 2.5 TDI 4motion 3.2 V6 3.2 V6 3.2 V6 4motion	62 63 75 77 85 132 132 62 75 100 103 100 103 103 96 120 128 96 128 170 173 173	01/06→11/09 04/03→11/09 06/06→11/09 04/03→11/09 11/03→08/15 09/09→08/15 09/09→08/15 09/09→08/15 05/10→08/15 09/09→08/15 09/09→08/15 05/10→08/15 09/09→08/15 09/09→08/15 05/10→08/15 09/09→08/15 09/09→08/15 04/03→11/09 11/03→11/09 04/03→11/09 07/04→11/09 07/04→11/09 02/04→06/04 02/04→11/09 07/04→11/09	➔			03.0137-0419.2 650419	∅ 185 x 30
<b>Zubehörsatz, Feststellbremsbacken</b>							
1.9 TDI 1.9 TDI 1.9 TDI 1.9 TDI 2.0 2.0 BiTDI 2.0 BiTDI 4motion 2.0 TDI 2.0 TDI 2.0 TDI 2.0 TDI 2.0 TDI 2.0 TDI 2.0 TDI 2.0 TDI 2.0 TDI 2.0 TDI 2.5 TDI 2.5 TDI 2.5 TDI 2.5 TDI 4motion 2.5 TDI 4motion 3.2 V6 3.2 V6 3.2 V6 4motion	62 63 75 77 85 132 132 62 75 100 103 100 103 103 96 120 128 96 128 170 173 173	01/06→11/09 04/03→11/09 06/06→11/09 04/03→11/09 11/03→08/15 09/09→08/15 09/09→08/15 09/09→08/15 05/10→08/15 09/09→08/15 09/09→08/15 05/10→08/15 09/09→08/15 09/09→08/15 05/10→08/15 09/09→08/15 09/09→08/15 04/03→11/09 11/03→11/09 04/03→11/09 07/04→11/09 07/04→11/09 02/04→06/04 02/04→11/09 07/04→11/09	➔			03.0137-9288.2 669288	
<b>Reparaturatz, Automatische Nachstellung</b>							
1.9 TDI 1.9 TDI 1.9 TDI 1.9 TDI 2.0 2.0 BiTDI 2.0 BiTDI 4motion 2.0 TDI 2.0 TDI 2.0 TDI 2.0 TDI 2.0 TDI 2.0 TDI 2.0 TDI 2.0 TDI 2.0 TDI 2.0 TDI 2.5 TDI 2.5 TDI 2.5 TDI 2.5 TDI 4motion 2.5 TDI 4motion 3.2 V6 3.2 V6 3.2 V6 4motion	62 63 75 77 85 132 132 62 75 100 103 100 103 103 96 120 128 96 128 170 173 173	01/06→11/09 04/03→11/09 06/06→11/09 04/03→11/09 11/03→08/15 09/09→08/15 09/09→08/15 09/09→08/15 05/10→08/15 09/09→08/15 09/09→08/15 05/10→08/15 09/09→08/15 09/09→08/15 05/10→08/15 09/09→08/15 09/09→08/15 04/03→11/09 11/03→11/09 04/03→11/09 07/04→11/09 07/04→11/09 02/04→06/04 02/04→11/09 07/04→11/09				03.0137-9700.2 669700 03.0137-9702.2 669702	
↓							











	kW				!#		
<b>VW - MULTIVAN T5 (7HM, 7HN, 7HF, 7EF, 7EM, 7EN) 04/03→08/15</b>							
 <b>Seilzug, Feststellbremse</b>							
1.9 TDI	62	01/06→11/09	➔	⏴; +PR 0E1,0E2,0WL,0WN / 0WM,0WP,0WQ; Scheibenbremse	2	24.3727-0184.2 580184	L= 1.303
1.9 TDI	63	04/03→11/09					
1.9 TDI	75	06/06→11/09					
1.9 TDI	77	04/03→11/09					
2.0	85	11/03→08/15					
2.0 BiTDI	132	09/09→08/15					
2.0 TDI	62	09/09→08/15					
2.0 TDI	75	09/09→08/15					
2.0 TDI	100	05/10→08/15					
2.0 TDI	103	09/09→08/15					
2.5 TDI	96	04/03→11/09					
2.5 TDI	120	11/03→11/09					
2.5 TDI	128	04/03→11/09					
3.2 V6	170	02/04→06/04					
3.2 V6	173	02/04→11/09					
2.0 BiTDI 4motion	132	09/09→08/15	➔	⏴; 7H-A-200001→; Scheibenbremse; +PR G0C,G0K,G1C	2	24.3727-0184.2 580184	L= 1.303
2.0 TDI 4motion	100	05/10→08/15					
2.0 TDI 4motion	103	09/09→08/15					
2.5 TDI 4motion	96	07/04→11/09					
2.5 TDI 4motion	128	07/04→11/09					
3.2 V6 4motion	173	07/04→11/09					
2.0 TDI	84	05/11→08/15	➔	⏴; Scheibenbremse; +PR G0C,G0K,G1C	2	24.3727-0184.2 580184	L= 1.303
2.0 TSI	110	07/12→08/15					
2.0 TSI	150	05/11→08/15					
2.0 TSI 4motion	150	07/11→08/15					
<b>VW - MULTIVAN T6 (SGF, SGM, SGN) 04/15→</b>							
 <b>Seilzug, Feststellbremse</b>							
2.0 TDI	62	04/15→	➔	⏴; +PR G0C,G0K,G1C; Scheibenbremse	2	24.3727-0184.2 580184	L= 1.303
2.0 TDI	75	04/15→					
2.0 TDI	84	05/16→					
2.0 TDI	103	04/15→					
2.0 TDI	110	04/15→					
2.0 TDI	132	04/15→					
2.0 TDI	150	06/15→					
2.0 TDI 4motion	103	06/15→					
2.0 TDI 4motion	110	08/15→					
2.0 TDI 4motion	132	06/15→					
2.0 TDI 4motion	150	06/15→					
2.0 TSI	110	04/15→					
2.0 TSI	150	04/15→					
2.0 TSI 4motion	150	06/15→					
<b>VW - NEW BEETLE (9C1, 1C1) 01/98→11/10</b>							
 <b>Seilzug, Feststellbremse</b>							
1.4	55	11/01→09/10	➔	⏴; → 05/10; Scheibenbremse	2	24.3727-0173.2 580173	L= 1.693
1.9 TDI	77	07/05→09/10					
1.6	74	10/99→09/00	➔	⏴; 11/99→; → 9C-Y-607008; Scheibenbremse	2	24.3727-0149.2 580149	L= 1.688
			➔	⏴; 9C-Y-607009→; Scheibenbremse	2	24.3727-0173.2 580173	L= 1.693
1.6	75	06/00→09/10	➔	⏴; → 9C-Y-607008; Scheibenbremse	2	24.3727-0149.2 580149	L= 1.688
1.8 T	110	10/99→09/10					
1.9 TDI	74	02/01→09/10	➔	⏴; 9C-Y-607009→; → 05/10; Scheibenbremse	2	24.3727-0173.2 580173	L= 1.693
2.0	85	01/98→09/10					
2.5	110	07/05→09/10					
1.8 T	132	11/01→06/05	➔	⏴; Scheibenbremse	2	24.3727-0173.2 580173	L= 1.693
1.9 TDI	66	01/98→06/04	➔	⏴; → 9C-Y-607008; Scheibenbremse	2	24.3727-0149.2 580149	L= 1.688
			➔	⏴; 9C-Y-607009→; Scheibenbremse	2	24.3727-0173.2 580173	L= 1.693
2.3 V5	125	10/00→09/10	➔	⏴; für Fahrzeuge ohne verstärktes Fahrwerk; → 05/05; Scheibenbremse	2	24.3727-0173.2 580173	L= 1.693
RSI 3.2 4motion (1C9)	165	04/00→05/01	➔	⏴; für Fahrzeuge ohne verstärktes Fahrwerk; Scheibenbremse	2	24.3727-0173.2 580173	L= 1.693
<b>VW - NEW BEETLE Cabriolet (1Y7) 09/02→12/11</b>							
 <b>Seilzug, Feststellbremse</b>							
1.4	55	01/03→09/10	➔	⏴; → 05/10; Scheibenbremse	2	24.3727-0173.2 580173	L= 1.693
1.6	75	01/03→09/10					
1.9 TDI	77	07/05→09/10					
2.5	110	07/05→09/10					
1.8 T	110	01/03→09/10	➔	⏴; 12/03→ 05/10; Scheibenbremse	2	24.3727-0173.2 580173	L= 1.693
1.9 TDI	74	06/03→09/10	➔	⏴; 07/03→ 05/10; Scheibenbremse	2	24.3727-0173.2 580173	L= 1.693
2.0	85	09/02→10/10	➔	⏴; 01/03→ 05/10; Scheibenbremse	2	24.3727-0173.2 580173	L= 1.693











	kw				!#		
<b>VW - PASSAT (3A2, 35I) 02/88→12/97</b>							
<b> Radbremszylinder</b>							
1.6	74	10/94→08/96	➔			24.3220-0909.3 020210	Ø 20,64 ALU
1.8	55	08/90→08/96	➔	→ 10/93		24.3220-0909.3 020210	Ø 20,64 ALU
1.9 TD	55	03/91→08/96	➔	10/93→		24.3220-0909.3 020210	Ø 20,64 ALU
1.8	66	02/88→08/96	➔	04/88→ 10/93		24.3220-0909.3 020210	Ø 20,64 ALU
			➔	10/93→		24.3220-0909.3 020210	Ø 20,64 ALU
1.9 TDI	66	10/93→08/96	➔	06/95→; → 3A-S-300000		24.3220-0909.3 020210	Ø 20,64 ALU
<b>Zubehörsatz, Bremsbacken</b>							
1.6	74	10/94→08/96	➔			03.0137-9149.2 669149	
1.8	55	08/90→08/96	➔	10/93→		03.0137-9149.2 669149	
			➔	31-M-280001→; → 10/93		03.0137-9149.2 669149	
			➔	→ 31-M-280000		03.0137-9164.2 669164	
1.8	66	02/88→08/96	➔	10/93→		03.0137-9149.2 669149	
			➔	31-M-280001→; → 10/93		03.0137-9149.2 669149	
			➔	04/88→; → 31-M-280000		03.0137-9164.2 669164	
1.9 TD	55	03/91→08/96	➔	→ 10/93		03.0137-9149.2 669149	
			➔	10/93→		03.0137-9149.2 669149	
1.9 TDI	66	10/93→08/96	➔	→ 3A-S-300000		03.0137-9149.2 669149	
<b> Bremstrommel</b>							
1.6	74	10/94→08/96	➔			24.0223-0012.1 480042	Ø 230,0 x 53,4 / 231,5 - RLG / - ABS Ring
1.8	55	08/90→08/96	➔	→ 10/93		24.0223-0012.1 480042	Ø 230,0 x 53,4 / 231,5 - RLG / - ABS Ring
1.9 TD	55	03/91→08/96	➔	10/93→		24.0223-0012.1 480042	Ø 230,0 x 53,4 / 231,5 - RLG / - ABS Ring
1.8	66	02/88→08/96	➔	04/88→ 10/93		24.0223-0012.1 480042	Ø 230,0 x 53,4 / 231,5 - RLG / - ABS Ring
			➔	10/93→		24.0223-0012.1 480042	Ø 230,0 x 53,4 / 231,5 - RLG / - ABS Ring
1.9 TDI	66	10/93→08/96	➔	→ 3A-S-300000		24.0223-0012.1 480042	Ø 230,0 x 53,4 / 231,5 - RLG / - ABS Ring
<b> Bremsbackensatz</b>							
1.6	74	10/94→08/96	➔			03.0137-0264.2 650264 03.0520-6120.3 696120	Ø 230 x 40 + HEB VW Ø 230 x 40 Ø 20,64 + RZ / + Zub TopKit
1.8	55	08/90→08/96	➔	→ 31-M-280000		03.0137-0264.2 650264 03.0520-6120.3 696120	Ø 230 x 40 + HEB VW Ø 230 x 40 Ø 20,64 + RZ / + Zub TopKit
			➔	10/93→		03.0137-0264.2 650264 03.0520-6120.3 696120	Ø 230 x 40 + HEB VW Ø 230 x 40 Ø 20,64 + RZ / + Zub TopKit
			➔	31-M-280001→; → 10/93		03.0137-0264.2 650264 03.0520-6120.3 696120	Ø 230 x 40 + HEB VW Ø 230 x 40 Ø 20,64 + RZ / + Zub TopKit
1.8	66	02/88→08/96	➔	04/88→; → 31-M-280000		03.0137-0264.2 650264 03.0520-6120.3 696120	Ø 230 x 40 + HEB VW Ø 230 x 40 Ø 20,64 + RZ / + Zub TopKit
			➔	10/93→		03.0137-0264.2 650264 03.0520-6120.3 696120	Ø 230 x 40 + HEB VW Ø 230 x 40 Ø 20,64 + RZ / + Zub TopKit
			➔	31-M-280001→; → 10/93		03.0137-0264.2 650264 03.0520-6120.3 696120	Ø 230 x 40 + HEB VW Ø 230 x 40 Ø 20,64 + RZ / + Zub TopKit
1.9 TD	55	03/91→08/96	➔	→ 10/93		03.0137-0264.2 650264 03.0520-6120.3 696120	Ø 230 x 40 + HEB VW Ø 230 x 40 Ø 20,64 + RZ / + Zub TopKit
			➔	10/93→		03.0137-0264.2 650264 03.0520-6120.3 696120	Ø 230 x 40 + HEB VW Ø 230 x 40 Ø 20,64 + RZ / + Zub TopKit
1.9 TDI ↓	66	10/93→08/96	➔	→ 3A-S-300000		03.0137-0264.2 650264	Ø 230 x 40 + HEB

	kw				!#		
<b>VW - PASSAT (3A2, 35I) 02/88→12/97</b>							
 <b>Bremsbackensatz</b>							
1.9 TDI	66	10/93→08/96	➔	→ 3A-S-300000		03.0520-6120.3 696120	VW Ø 230 x 40 Ø 20,64 + RZ / + Zub TopKit
 <b>Seilzug, Feststellbremse</b>							
1.6	74	10/94→08/96	➔	☒; Trommelbremse	2	24.3727-0153.2 580153	L= 1.624
1.8	55	08/90→08/96	➔	☒; → 10/93; Trommelbremse	2	24.3727-0125.2 580125	L= 1.628
1.9 TD	55	03/91→08/96	➔	☒; 10/93→; Trommelbremse	2	24.3727-0153.2 580153	L= 1.624
1.8	66	02/88→08/96	➔	☒; 04/88→ 10/93; Trommelbremse	2	24.3727-0125.2 580125	L= 1.628
			➔	☒; 10/93→; Trommelbremse	2	24.3727-0153.2 580153	L= 1.624
1.8 G60 Syncro	118	08/88→08/96	➔	☒; → 10/93; Scheibenbremse	2	24.3727-0167.2 580167	L= 1.718
1.9 TDI	66	10/93→08/96	➔	☒; 3A-T-000001→; Scheibenbremse	2	24.3727-0152.2 580152	L= 1.721
			➔	☒; → 3A-S-300000; Trommelbremse	2	24.3727-0153.2 580153	L= 1.624
1.9 TDI	81	03/96→08/96	➔	☒; Scheibenbremse	2	24.3727-0152.2 580152	L= 1.721
2.0	79	03/95→08/96					
2.0 16V	110	01/94→08/96					
2.0	85	02/90→08/96	➔	☒; 03/90→ 10/93; Scheibenbremse	2	24.3727-0126.2 580126	L= 1.749
			➔	☒; 10/93→; Scheibenbremse	2	24.3727-0152.2 580152	L= 1.721
2.0 Syncro	85	10/90→08/96	➔	☒; 01/94→; Scheibenbremse	2	24.3727-0167.2 580167	L= 1.718
			➔	☒; → 10/93; Scheibenbremse	2	24.3727-0167.2 580167	L= 1.718
2.8 VR6	128	06/91→08/96	➔	☒; → 10/93; Scheibenbremse	2	24.3727-0126.2 580126	L= 1.749
			➔	☒; 10/93→; Scheibenbremse	2	24.3727-0152.2 580152	L= 1.721
<b>VW - PASSAT (3B2) 08/96→12/01</b>							
 <b>Seilzug, Feststellbremse</b>							
1.6	74	10/96→11/00	➔	☐; Scheibenbremse		24.3727-0170.2 580170	L= 1.890
1.8 T	110	10/96→11/00					
1.8 T Syncro	110	11/96→08/00	➔	☐; Scheibenbremse		24.3727-0174.2 580174	L= 1.890
1.9 TDI	81	10/96→11/00					
1.9 TDI	85	08/98→11/00					
2.3 VR5	110	10/96→11/00					
2.8 V6	132	05/97→09/99					
2.8 V6	140	09/99→11/00					
2.8 V6	142	08/96→11/00					
1.8	85	01/97→11/00	➔	☐; → 09/00; Scheibenbremse		24.3727-0170.2 580170	L= 1.890
			➔	☐; → 09/00; Scheibenbremse		24.3727-0174.2 580174	L= 1.890
1.8	92	10/96→11/00					
1.9 TDI	66	10/96→11/00					
1.9 TDI	74	02/00→11/00	➔	☐; 10/00→; Scheibenbremse		24.3727-0170.2 580170	L= 1.890
			➔	☐; 10/00→; Scheibenbremse		24.3727-0174.2 580174	L= 1.890
2.0	88	04/00→11/00					
2.5 TDI	110	07/98→11/00	➔	☐; 08/98→; Scheibenbremse		24.3727-0170.2 580170	L= 1.890
			➔	☐; 08/98→; Scheibenbremse		24.3727-0174.2 580174	L= 1.890
<b>VW - PASSAT (3B3) 10/00→12/05</b>							
 <b>Seilzug, Feststellbremse</b>							
1.6	75	11/00→05/05	➔	☐; Scheibenbremse		24.3727-0170.2 580170	L= 1.890
1.8 T	125	02/01→05/05					
1.8 T 20V	110	11/00→05/05	➔	☐; Scheibenbremse		24.3727-0174.2 580174	L= 1.890
1.9 TDI	74	11/00→05/05					
1.9 TDI	96	11/00→05/05					
2.0	85	11/00→05/05					
2.0 TDI	100	12/03→05/05					
2.3 V5	125	11/00→05/05					
2.5 TDI	110	11/00→05/05					
2.5 TDI	120	05/03→05/05					
2.8	140	10/00→05/05					
2.8	142	05/02→05/03					
2.0	96	11/01→05/05	➔	☐; 05/02→; Scheibenbremse		24.3727-0170.2 580170	L= 1.890
			➔	☐; 05/02→; Scheibenbremse		24.3727-0174.2 580174	L= 1.890
<b>VW - PASSAT Variant (3A5, 35I) 02/88→06/97</b>							
 <b>Radbremszylinder</b>							
1.8	55	08/90→05/97	➔	→ 10/93		24.3220-0909.3 020210	Ø 20,64 ALU
1.9 TD	55	03/91→05/97	➔	10/93→ 12/96		24.3220-0909.3 020210	Ø 20,64 ALU
1.8	66	02/88→05/97	➔	04/88→ 10/93		24.3220-0909.3 020210	Ø 20,64 ALU
			➔	10/93→ 12/96		24.3220-0909.3 020210	Ø 20,64 ALU
↓							





























	kw				!#		
<b>VW - PASSAT Variant (3A5, 35I) 02/88→06/97</b>							
<b> Radbremszylinder</b>							
1.9 TDI	66	10/93→05/97	➔	06/95→; → 3A-S-300000		24.3220-0909.3 020210	Ø 20,64 ALU
<b>Zubehörsatz, Bremsbacken</b>							
1.8	55	08/90→05/97	➔	10/93→ 12/96		03.0137-9149.2 669149	
			➔	31-M-280001→; → 10/93		03.0137-9149.2 669149	
			➔	→ 31-M-280000		03.0137-9164.2 669164	
1.8	66	02/88→05/97	➔	10/93→ 12/96		03.0137-9149.2 669149	
			➔	31-M-280001→; → 10/93		03.0137-9149.2 669149	
			➔	04/88→; → 31-M-280000		03.0137-9164.2 669164	
1.9 TD	55	03/91→05/97	➔	→ 10/93		03.0137-9149.2 669149	
			➔	10/93→ 12/96		03.0137-9149.2 669149	
1.9 TDI	66	10/93→05/97	➔	→ 3A-S-300000		03.0137-9149.2 669149	
<b> Bremstrommel</b>							
1.8 1.9 TD	55 55	08/90→05/97 03/91→05/97	➔	→ 10/93		24.0223-0012.1 480042	Ø 230,0 x 53,4 / 231,5 - RLG / - ABS Ring
			➔	10/93→ 12/96		24.0223-0012.1 480042	Ø 230,0 x 53,4 / 231,5 - RLG / - ABS Ring
1.8	66	02/88→05/97	➔	04/88→ 10/93		24.0223-0012.1 480042	Ø 230,0 x 53,4 / 231,5 - RLG / - ABS Ring
			➔	10/93→ 12/96		24.0223-0012.1 480042	Ø 230,0 x 53,4 / 231,5 - RLG / - ABS Ring
1.9 TDI	66	10/93→05/97	➔	→ 3A-S-300000		24.0223-0012.1 480042	Ø 230,0 x 53,4 / 231,5 - RLG / - ABS Ring
<b> Bremsbackensatz</b>							
1.8	55	08/90→05/97	➔	→ 31-M-280000		03.0137-0264.2 650264 03.0520-6120.3 696120	Ø 230 x 40 + HEB VW Ø 230 x 40 Ø 20,64 + RZ / + Zub TopKit
			➔	10/93→ 12/96		03.0137-0264.2 650264 03.0520-6120.3 696120	Ø 230 x 40 + HEB VW Ø 230 x 40 Ø 20,64 + RZ / + Zub TopKit
			➔	31-M-280001→; → 10/93		03.0137-0264.2 650264 03.0520-6120.3 696120	Ø 230 x 40 + HEB VW Ø 230 x 40 Ø 20,64 + RZ / + Zub TopKit
1.8	66	02/88→05/97	➔	04/88→; → 31-M-280000		03.0137-0264.2 650264 03.0520-6120.3 696120	Ø 230 x 40 + HEB VW Ø 230 x 40 Ø 20,64 + RZ / + Zub TopKit
			➔	10/93→ 12/96		03.0137-0264.2 650264 03.0520-6120.3 696120	Ø 230 x 40 + HEB VW Ø 230 x 40 Ø 20,64 + RZ / + Zub TopKit
			➔	31-M-280001→; → 10/93		03.0137-0264.2 650264 03.0520-6120.3 696120	Ø 230 x 40 + HEB VW Ø 230 x 40 Ø 20,64 + RZ / + Zub TopKit
1.9 TD	55	03/91→05/97	➔	→ 10/93		03.0137-0264.2 650264 03.0520-6120.3 696120	Ø 230 x 40 + HEB VW Ø 230 x 40 Ø 20,64 + RZ / + Zub TopKit
			➔	10/93→ 12/96		03.0137-0264.2 650264 03.0520-6120.3 696120	Ø 230 x 40 + HEB VW Ø 230 x 40 Ø 20,64 + RZ / + Zub TopKit
1.9 TDI	66	10/93→05/97	➔	→ 3A-S-300000		03.0137-0264.2 650264 03.0520-6120.3 696120	Ø 230 x 40 + HEB VW Ø 230 x 40 Ø 20,64 + RZ / + Zub TopKit
<b> Seilzug, Feststellbremse</b>							
1.8 1.9 TD	55 55	08/90→05/97 03/91→05/97	➔	☒; → 10/93; Trommelbremse	2	24.3727-0125.2 580125	L= 1.628
			➔	☒; 10/93→ 12/96; Trommelbremse	2	24.3727-0153.2 580153	L= 1.624
1.8	66	02/88→05/97	➔	☒; 04/88→ 10/93; Trommelbremse	2	24.3727-0125.2 580125	L= 1.628
			➔	☒; 10/93→ 12/96; Trommelbremse	2	24.3727-0153.2 580153	L= 1.624
1.8 G60 Syncro	118	08/88→05/97	➔	☒; → 10/93; Scheibenbremse	2	24.3727-0167.2 580167	L= 1.718
1.9 TDI	66	10/93→05/97	➔	☒; 3A-T-000001→; → 12/96; Scheibenbremse	2	24.3727-0152.2 580152	L= 1.721
			➔	☒; → 3A-S-300000; Trommelbremse	2	24.3727-0153.2 580153	L= 1.624
↓							











	kW				!#		
<b>VW - PASSAT Variant (3A5, 35I) 02/88→06/97</b>							
 <b>Seilzug, Feststellbremse</b>							
1.9 TDI 2.0 16V	81 110	03/96→05/97 01/94→05/97	➡	☒; → 12/96; Scheibenbremse	2	24.3727-0152.2 580152	L= 1.721
2.0 2.0	79 85	03/95→08/96 10/93→10/96	➡	☒; Scheibenbremse	2	24.3727-0152.2 580152	L= 1.721
2.0	85	02/90→05/97	➡	☒; 03/90→ 10/93; Scheibenbremse	2	24.3727-0126.2 580126	L= 1.749
			➡	☒; 10/93→ 12/96; Scheibenbremse	2	24.3727-0152.2 580152	L= 1.721
2.0 Syncro	85	10/90→05/97	➡	☒; → 10/93; Scheibenbremse	2	24.3727-0167.2 580167	L= 1.718
			➡	☒; 01/94→ 12/96; Scheibenbremse	2	24.3727-0167.2 580167	L= 1.718
2.8 VR6	128	06/91→05/97	➡	☒; → 10/93; Scheibenbremse	2	24.3727-0126.2 580126	L= 1.749
			➡	☒; 10/93→ 12/96; Scheibenbremse	2	24.3727-0152.2 580152	L= 1.721
2.9 VR6 Syncro	135	01/94→05/97	➡	☒; 10/94→ 12/96; Scheibenbremse	2	24.3727-0167.2 580167	L= 1.718
<b>VW - PASSAT Variant (3B5) 05/97→12/01</b>							
 <b>Seilzug, Feststellbremse</b>							
1.6 1.8 1.8 T	74 112 110	06/97→11/00 01/00→12/01 06/97→11/00	➡	☐; Scheibenbremse		24.3727-0170.2 580170	L= 1.890
1.9 TDI 1.9 TDI 2.3 VR5 2.8 V6 2.8 V6 2.8 V6	81 85 110 132 140 142	06/97→11/00 08/98→11/00 06/97→11/00 09/97→09/99 09/99→11/00 06/97→11/00	➡	☐; Scheibenbremse		24.3727-0174.2 580174	L= 1.890
1.8 1.8 1.9 TDI	85 92 66	06/97→11/00 06/97→11/00 06/97→11/00	➡	☒; → 09/00; Scheibenbremse		24.3727-0170.2 580170	L= 1.890
			➡	☐; → 09/00; Scheibenbremse		24.3727-0174.2 580174	L= 1.890
1.9 TDI 2.0	74 88	02/00→11/00 04/00→11/00	➡	☒; 10/00→; Scheibenbremse		24.3727-0170.2 580170	L= 1.890
			➡	☐; 10/00→; Scheibenbremse		24.3727-0174.2 580174	L= 1.890
2.5 TDI	110	07/98→11/00	➡	☒; 08/98→; Scheibenbremse		24.3727-0170.2 580170	L= 1.890
			➡	☐; 08/98→; Scheibenbremse		24.3727-0174.2 580174	L= 1.890
<b>VW - PASSAT Variant (3B6) 09/00→08/05</b>							
 <b>Seilzug, Feststellbremse</b>							
1.6 1.8 T 20V	75 110	11/00→05/05 11/00→05/05	➡	☒; Scheibenbremse		24.3727-0170.2 580170	L= 1.890
1.9 TDI 1.9 TDI 2.0 2.0 TDI 2.3 VR5 2.5 TDI 2.5 TDI	74 96 85 100 125 110 120	11/00→05/05 11/00→05/05 11/00→05/05 12/03→05/05 11/00→05/05 11/00→05/05 05/03→05/05	➡	☐; Scheibenbremse		24.3727-0174.2 580174	L= 1.890
1.8 T 2.8	125 142	05/02→08/05 10/00→08/05	➡	☒; → 06/05; Scheibenbremse		24.3727-0170.2 580170	L= 1.890
			➡	☐; → 06/05; Scheibenbremse		24.3727-0174.2 580174	L= 1.890
2.0	96	11/01→05/05	➡	☒; 05/02→; Scheibenbremse		24.3727-0170.2 580170	L= 1.890
			➡	☐; 05/02→; Scheibenbremse		24.3727-0174.2 580174	L= 1.890
<b>VW - POLO (6N1) 10/94→10/99</b>							
 <b>Radbremszylinder</b>							
1.7 SDI	42	04/97→10/99	➡	05/97→		03.3217-2112.3 020027 24.3217-0908.3 020167	Ø 17,46 GG Ø 17,46 ALU
100 1.4 16V 45 1.0 50 1.0 55 1.4 60 1.4 60 1.7 SDI 64 1.9 D 64 1.9 SDI 75 1.6 4motion	74 33 37 40 44 44 47 47 55	04/96→10/99 10/94→09/96 09/96→10/99 08/95→10/99 07/95→10/99 08/97→10/99 10/94→10/99 07/96→10/99 08/95→10/99	➡			03.3217-2112.3 020027 24.3217-0908.3 020167	Ø 17,46 GG Ø 17,46 ALU
75 1.6	55	10/94→10/99	➡	→ 09/99		03.3217-2112.3 020027 24.3217-0908.3 020167	Ø 17,46 GG Ø 17,46 ALU
<b>Zubehörsatz, Bremsbacken</b>							
1.7 SDI	42	04/97→10/99	➡	05/97→; → 6N-XY227489; - ABS		03.0137-9008.2 669008	
			➡	6N-XY227490→		03.0137-9168.2 669168	VW
			➡	05/97→; → 6N-XY227489; + ABS		03.0137-9168.2 669168	VW
↓							












	kw				!#		
<b>VW - POLO (6N1) 10/94→10/99</b>							
<b>Zubehörsatz, Bremsbacken</b>							
100 1.4 16V	74	04/96→10/99	➡	→ 6N-XY227489; - ABS		03.0137-9008.2 669008	
45 1.0	33	10/94→09/96	➡			03.0137-9168.2 669168	VW
50 1.0	37	09/96→10/99	➡	6N-XY227490→			
55 1.4	40	08/95→10/99	➡	→ 6N-XY227489; + ABS		03.0137-9168.2 669168	VW
60 1.4	44	07/95→10/99					
60 1.7 SDI	44	08/97→10/99					
64 1.9 D	47	10/94→10/99					
64 1.9 SDI	47	07/96→10/99					
75 1.6 4motion	55	08/95→10/99					
75 1.6	55	10/94→10/99	➡	→ 6N-XY227489; - ABS		03.0137-9008.2 669008	
			➡	6N-XY227490→; → 09/99		03.0137-9168.2 669168	VW
			➡	→ 6N-XY227489; + ABS		03.0137-9168.2 669168	VW
<b> Bremstrommel</b>							
1.7 SDI	42	04/97→10/99	➡	05/97→; → 6N-XY227489; - ABS		24.0218-0007.1 480003	Ø 180,0 x 38,5 / 181 - RLG
						24.0218-0707.2 480211	Ø 180,0 x 38,5 / 181 + RLG
			➡	05/97→; → 6N-XY227489; + ABS		24.0220-0018.1 480019	Ø 200,0 x 50 / 201 - RLG / - ABS Ring
						24.0220-0718.2 480209	Ø 200,0 x 50 / 201 + RLG / - ABS Ring
			➡	6N-XY227490→ 6N-XY420000		24.0220-0018.1 480019	Ø 200,0 x 50 / 201 - RLG / - ABS Ring
						24.0220-0718.2 480209	Ø 200,0 x 50 / 201 + RLG / - ABS Ring
			➡	6N-XY420001→		24.0220-0032.1 480130	Ø 200,0 x 50,1 / 201,5
100 1.4 16V	74	04/96→10/99	➡	→ 6N-XY227489; - ABS		24.0218-0007.1 480003	Ø 180,0 x 38,5 / 181 - RLG
45 1.0	33	10/94→09/96				24.0218-0707.2 480211	Ø 180,0 x 38,5 / 181 + RLG
50 1.0	37	09/96→10/99					
55 1.4	40	08/95→10/99	➡	6N-XY227490→ 6N-XY420000		24.0220-0018.1 480019	Ø 200,0 x 50 / 201 - RLG / - ABS Ring
60 1.4	44	07/95→10/99				24.0220-0718.2 480209	Ø 200,0 x 50 / 201 + RLG / - ABS Ring
60 1.7 SDI	44	08/97→10/99					
64 1.9 D	47	10/94→10/99					
64 1.9 SDI	47	07/96→10/99	➡	→ 6N-XY227489; + ABS		24.0220-0018.1 480019	Ø 200,0 x 50 / 201 - RLG / - ABS Ring
						24.0220-0718.2 480209	Ø 200,0 x 50 / 201 + RLG / - ABS Ring
			➡	6N-XY420001→		24.0220-0032.1 480130	Ø 200,0 x 50,1 / 201,5
75 1.6	55	10/94→10/99	➡	→ 6N-XY227489; - ABS		24.0218-0007.1 480003	Ø 180,0 x 38,5 / 181 - RLG
						24.0218-0707.2 480211	Ø 180,0 x 38,5 / 181 + RLG
			➡	6N-XY227490→; → 09/99		24.0220-0018.1 480019	Ø 200,0 x 50 / 201 - RLG / - ABS Ring
						24.0220-0718.2 480209	Ø 200,0 x 50 / 201 + RLG / - ABS Ring
			➡	→ 6N-XY227489; + ABS		24.0220-0018.1 480019	Ø 200,0 x 50 / 201 - RLG / - ABS Ring
						24.0220-0718.2 480209	Ø 200,0 x 50 / 201 + RLG / - ABS Ring
75 1.6 4motion	55	08/95→10/99	➡	→ 6N-XY227489; - ABS		24.0218-0007.1 480003	Ø 180,0 x 38,5 / 181 - RLG
						24.0218-0707.2 480211	Ø 180,0 x 38,5 / 181 + RLG
			➡	6N-XY227490→		24.0220-0018.1 480019	Ø 200,0 x 50 / 201 - RLG / - ABS Ring
						24.0220-0718.2 480209	Ø 200,0 x 50 / 201 + RLG / - ABS Ring
			➡	→ 6N-XY227489; + ABS		24.0220-0018.1 480019	Ø 200,0 x 50 / 201 - RLG / - ABS Ring
						24.0220-0718.2 480209	Ø 200,0 x 50 / 201 + RLG / - ABS Ring
<b> Bremsbackensatz</b>							
1.7 SDI	42	04/97→10/99	➡	05/97→; → 6N-XY227489; - ABS		03.0137-0126.2 650126	Ø 180 x 31 + HEB
						03.0420-0617.3 680617	VW Ø 180 x 31 Ø 17,46 + RZ / + Zub Kit
						03.0520-3917.3 693917	VW Ø 180 x 31 Ø 17,46 + RZ / + Zub TopKit
			➡	6N-XY227490→		03.0137-0268.2 650268	VW Ø 200 x 40 + HEB
						03.0420-1517.3 681517	VW Ø 200 x 40 Ø 17,46 + RZ / + Zub Kit
						03.0520-1517.3 691517	VW Ø 200 x 40 Ø 17,46 + RZ / + Zub TopKit
↓							











	kw				!#		
<b>VW - POLO (6N1) 10/94→10/99</b>							
<b>Bremsbackensatz</b>							
1.7 SDI	42	04/97→10/99	➔	05/97→; → 6N-XY227489; + ABS		03.0137-0268.2 650268 03.0420-1517.3 681517 03.0520-1517.3 691517	VW Ø 200 x 40 + HEB VW Ø 200 x 40 Ø 17,46 + RZ / + Zub Kit VW Ø 200 x 40 Ø 17,46 + RZ / + Zub TopKit
100 1.4 16V 45 1.0 50 1.0 55 1.4 60 1.4 60 1.7 SDI 64 1.9 D 64 1.9 SDI 75 1.6 4motion	74 33 37 40 44 44 47 47 55	04/96→10/99 10/94→09/96 09/96→10/99 08/95→10/99 07/95→10/99 08/97→10/99 10/94→10/99 07/96→10/99 08/95→10/99	➔	→ 6N-XY227489; - ABS		03.0137-0126.2 650126 03.0420-0617.3 680617 03.0520-3917.3 693917	Ø 180 x 31 + HEB VW Ø 180 x 31 Ø 17,46 + RZ / + Zub Kit VW Ø 180 x 31 Ø 17,46 + RZ / + Zub TopKit
			➔	6N-XY227490→		03.0137-0268.2 650268 03.0420-1517.3 681517 03.0520-1517.3 691517	VW Ø 200 x 40 + HEB VW Ø 200 x 40 Ø 17,46 + RZ / + Zub Kit VW Ø 200 x 40 Ø 17,46 + RZ / + Zub TopKit
			➔	→ 6N-XY227489; + ABS		03.0137-0268.2 650268 03.0420-1517.3 681517 03.0520-1517.3 691517	VW Ø 200 x 40 + HEB VW Ø 200 x 40 Ø 17,46 + RZ / + Zub Kit VW Ø 200 x 40 Ø 17,46 + RZ / + Zub TopKit
75 1.6	55	10/94→10/99	➔	→ 6N-XY227489; - ABS		03.0137-0126.2 650126 03.0420-0617.3 680617 03.0520-3917.3 693917	Ø 180 x 31 + HEB VW Ø 180 x 31 Ø 17,46 + RZ / + Zub Kit VW Ø 180 x 31 Ø 17,46 + RZ / + Zub TopKit
			➔	6N-XY227490→; → 09/99		03.0137-0268.2 650268 03.0420-1517.3 681517 03.0520-1517.3 691517	VW Ø 200 x 40 + HEB VW Ø 200 x 40 Ø 17,46 + RZ / + Zub Kit VW Ø 200 x 40 Ø 17,46 + RZ / + Zub TopKit
			➔	→ 6N-XY227489; + ABS		03.0137-0268.2 650268 03.0420-1517.3 681517 03.0520-1517.3 691517	VW Ø 200 x 40 + HEB VW Ø 200 x 40 Ø 17,46 + RZ / + Zub Kit VW Ø 200 x 40 Ø 17,46 + RZ / + Zub TopKit
<b>Seilzug, Feststellbremse</b>							
1.7 SDI	42	04/97→10/99	➔	⏏; 6N-V-045001→; - ABS; Trommelbremse	2	24.3727-0161.2 580161	L= 1.512
			➔	⏏; 05/97→; → 6N-V-045000; - ABS; Trommelbremse	2	24.3727-0161.2 580161	L= 1.512
			➔	⏏; 05/97→; → 6N-WW130000; + ABS; Trommelbremse	2	24.3727-0161.2 580161	L= 1.512
			➔	⏏; 6N-WW130001→; + ABS; Trommelbremse	2	24.3727-0162.2 580162	L= 1.514
100 1.4 16V	74	04/96→10/99	➔	⏏; 6N-V-045001→; - ABS; Trommelbremse	2	24.3727-0161.2 580161	L= 1.512
			➔	⏏; → 6N-WW130000; + ABS; Trommelbremse	2	24.3727-0161.2 580161	L= 1.512
			➔	⏏; → 6N-V-045000; - ABS; Trommelbremse	2	24.3727-0161.2 580161	L= 1.512
			➔	⏏; 6N-WW130001→; + ABS; Trommelbremse	2	24.3727-0162.2 580162	L= 1.514
			➔	⏏; 10/99→; Scheibenbremse	2	24.3727-0165.2 580165	L= 1.641
			➔	⏏; 6N-WW130001→; → 09/99; Scheibenbremse	2	24.3727-0165.2 580165	L= 1.641
120 1.6 16V GTI	88	09/98→10/99	➔	⏏; 10/99→; Scheibenbremse	2	24.3727-0165.2 580165	L= 1.641
			➔	⏏; 6N-WW130001→; → 09/99; Scheibenbremse	2	24.3727-0165.2 580165	L= 1.641
45 1.0	33	10/94→09/96	➔	⏏; Trommelbremse	2	24.3727-0161.2 580161	L= 1.512
50 1.0 55 1.4 60 1.4	37 40 44	09/96→10/99 08/95→10/99 07/95→10/99	➔	⏏; → 6N-WW130000; + ABS; Trommelbremse	2	24.3727-0161.2 580161	L= 1.512
60 1.7 SDI 64 1.9 D 64 1.9 SDI 75 1.6 4motion	44 44 47 47 55	08/97→10/99 10/94→10/99 07/96→10/99 08/95→10/99	➔	⏏; 6N-V-045001→; - ABS; Trommelbremse	2	24.3727-0161.2 580161	L= 1.512
			➔	⏏; → 6N-V-045000; - ABS; Trommelbremse	2	24.3727-0161.2 580161	L= 1.512
			➔	⏏; 6N-WW130001→; + ABS; Trommelbremse	2	24.3727-0162.2 580162	L= 1.514
↓							







	kw				!#		
<b>VW - POLO (6N1) 10/94→10/99</b>							
 <b>Seilzug, Feststellbremse</b>							
75 1.6	55	10/94→10/99	➔	☑; → 6N-WW130000; + ABS; Trommelbremse	2	24.3727-0161.2 580161	L= 1.512
			➔	☑; 6N-V-045001→; → 09/99; - ABS; Trommelbremse	2	24.3727-0161.2 580161	L= 1.512
			➔	☑; → 6N-V-045000; - ABS; Trommelbremse	2	24.3727-0161.2 580161	L= 1.512
			➔	☑; 6N-WW130001→; → 09/99; + ABS; Trommelbremse	2	24.3727-0162.2 580162	L= 1.514
<b>VW - POLO (6N2) 10/99→10/01</b>							
 <b>Radbremszylinder</b>							
1.0	37	10/99→09/01	➔			03.3217-2112.3 020027	Ø 17,46 GG
1.4	40	10/99→09/01				24.3217-0908.3 020167	Ø 17,46 ALU
1.4	44	10/99→09/01					
1.4 16V	74	10/99→09/01					
1.7 SDI	44	10/99→09/01					
1.9 D	47	10/99→09/01					
1.9 SDI	47	10/99→09/01					
1.4 16V	55	10/99→09/01	➔	+ ABS		03.3217-2112.3 020027	Ø 17,46 GG
1.4 TDI	55	10/99→09/01				24.3217-0908.3 020167	Ø 17,46 ALU
			➔	- ABS		24.3219-0909.3 020188	Ø 19,05 ALU
<b>Zubehörsatz, Bremsbacken</b>							
1.0	37	10/99→09/01	➔	→ 6N-XY227489; - ABS		03.0137-9008.2 669008	
1.4	40	10/99→09/01					
1.4	44	10/99→09/01	➔	6N-XY227490→		03.0137-9168.2 669168	VW
1.4 16V	74	10/99→09/01					
1.7 SDI	44	10/99→09/01	➔	→ 6N-XY227489; + ABS		03.0137-9168.2 669168	VW
1.9 D	47	10/99→09/01					
1.9 SDI	47	10/99→09/01					
1.4 16V	55	10/99→09/01	➔	- ABS		03.0137-9168.2 669168	VW
1.4 TDI	55	10/99→09/01					
 <b>Bremstrommel</b>							
1.0	37	10/99→09/01	➔	→ 6N-XY227489; - ABS		24.0218-0007.1 480003	Ø 180,0 x 38,5 / 181 - RLG
1.4	40	10/99→09/01				24.0218-0707.2 480211	Ø 180,0 x 38,5 / 181 + RLG
1.4	44	10/99→09/01					
1.4 16V	74	10/99→09/01	➔	6N-XY227490→ 6N-XY420000		24.0220-0018.1 480019	Ø 200,0 x 50 / 201 - RLG / - ABS Ring
1.7 SDI	44	10/99→09/01					
1.9 D	47	10/99→09/01				24.0220-0718.2 480209	Ø 200,0 x 50 / 201 + RLG / - ABS Ring
1.9 SDI	47	10/99→09/01					
			➔	→ 6N-XY227489; + ABS		24.0220-0018.1 480019	Ø 200,0 x 50 / 201 - RLG / - ABS Ring
						24.0220-0718.2 480209	Ø 200,0 x 50 / 201 + RLG / - ABS Ring
			➔	6N-XY420001→		24.0220-0032.1 480130	Ø 200,0 x 50,1 / 201,5
1.4 16V	55	10/99→09/01	➔	→ 6N-XY420000; - ABS		24.0220-0018.1 480019	Ø 200,0 x 50 / 201 - RLG / - ABS Ring
1.4 TDI	55	10/99→09/01				24.0220-0718.2 480209	Ø 200,0 x 50 / 201 + RLG / - ABS Ring
			➔	6N-XY420001→; - ABS		24.0220-0032.1 480130	Ø 200,0 x 50,1 / 201,5
 <b>Bremsbackensatz</b>							
1.0	37	10/99→09/01	➔	→ 6N-XY227489; - ABS		03.0137-0126.2 650126	Ø 180 x 31 + HEB
1.4	40	10/99→09/01				03.0420-0617.3 680617	VW Ø 180 x 31 Ø 17,46 + RZ / + Zub Kit
1.4	44	10/99→09/01					
1.4 16V	74	10/99→09/01				03.0520-3917.3 693917	VW Ø 180 x 31 Ø 17,46 + RZ / + Zub TopKit
1.7 SDI	44	10/99→09/01					
1.9 D	47	10/99→09/01					
1.9 SDI	47	10/99→09/01	➔	6N-XY227490→		03.0137-0268.2 650268	VW Ø 200 x 40 + HEB
						03.0420-1517.3 681517	VW Ø 200 x 40 Ø 17,46 + RZ / + Zub Kit
						03.0520-1517.3 691517	VW Ø 200 x 40 Ø 17,46 + RZ / + Zub TopKit
			➔	→ 6N-XY227489; + ABS		03.0137-0268.2 650268	VW Ø 200 x 40 + HEB
						03.0420-1517.3 681517	VW Ø 200 x 40 Ø 17,46 + RZ / + Zub Kit
						03.0520-1517.3 691517	VW Ø 200 x 40 Ø 17,46 + RZ / + Zub TopKit
1.4 16V	55	10/99→09/01	➔	- ABS		03.0137-0268.2 650268	VW Ø 200 x 40 + HEB
						03.0420-4219.3 684219	VW Ø 200 x 40 Ø 19,05 + RZ / + Zub Kit
↓							







	kw					!#		
<b>VW - POLO (6N2) 10/99→10/01</b>								
 <b>Bremsbackensatz</b>								
1.4 16V	55	10/99→09/01	➔	- ABS			<b>03.0520-4219.3 694219</b>	VW Ø 200 x 40 Ø 19,05 + RZ / + Zub TopKit
			➔				<b>03.0420-1517.3 681517</b>	VW Ø 200 x 40 Ø 17,46 + RZ / + Zub Kit
							<b>03.0520-1517.3 691517</b>	VW Ø 200 x 40 Ø 17,46 + RZ / + Zub TopKit
1.4 TDI	55	10/99→09/01	➔	- ABS			<b>03.0137-0268.2 650268</b>	VW Ø 200 x 40 + HEB
							<b>03.0420-4219.3 684219</b>	VW Ø 200 x 40 Ø 19,05 + RZ / + Zub Kit
							<b>03.0520-4219.3 694219</b>	VW Ø 200 x 40 Ø 19,05 + RZ / + Zub TopKit
			➔	+ ABS			<b>03.0420-1517.3 681517</b>	VW Ø 200 x 40 Ø 17,46 + RZ / + Zub Kit
							<b>03.0520-1517.3 691517</b>	VW Ø 200 x 40 Ø 17,46 + RZ / + Zub TopKit
 <b>Seilzug, Feststellbremse</b>								
1.0	37	10/99→09/01	➔	⬇; → 6N-WW130000; + ABS; Trommelbremse	2	<b>24.3727-0161.2 580161</b>		L= 1.512
1.4	40	10/99→09/01						
1.4	44	10/99→09/01	➔	⬇; 6N-V-045001→; - ABS; Trommelbremse	2	<b>24.3727-0161.2 580161</b>		L= 1.512
1.7 SDI	44	10/99→09/01						
1.9 D	47	10/99→09/01	➔	⬇; → 6N-V-045000; - ABS; Trommelbremse	2	<b>24.3727-0161.2 580161</b>		L= 1.512
1.9 SDI	47	10/99→09/01						
			➔	⬇; 6N-WW130001→; + ABS; Trommelbremse	2	<b>24.3727-0162.2 580162</b>		L= 1.514
1.4 16V	55	10/99→09/01	➔	⬇; - ABS; Trommelbremse	2	<b>24.3727-0161.2 580161</b>		L= 1.512
1.4 TDI	55	10/99→09/01	➔	⬇; + ABS; Scheibenbremse	2	<b>24.3727-0165.2 580165</b>		L= 1.641
1.4 16V	74	10/99→09/01	➔	⬇; → 6N-WW130000; + ABS; Trommelbremse	2	<b>24.3727-0161.2 580161</b>		L= 1.512
			➔	⬇; 6N-V-045001→; - ABS; Trommelbremse	2	<b>24.3727-0161.2 580161</b>		L= 1.512
			➔	⬇; → 6N-V-045000; - ABS; Trommelbremse	2	<b>24.3727-0161.2 580161</b>		L= 1.512
			➔	⬇; 6N-WW130001→; + ABS; Trommelbremse	2	<b>24.3727-0162.2 580162</b>		L= 1.514
			➔	⬇; Scheibenbremse	2	<b>24.3727-0165.2 580165</b>		L= 1.641
1.6 16V GTI	92	10/99→09/01	➔	⬇; Scheibenbremse	2	<b>24.3727-0165.2 580165</b>		L= 1.641
<b>VW - POLO (6R1, 6C1) 03/09→</b>								
 <b>Radbremszylinder</b>								
1.0	44	01/14→	➔	+PR 1KM		<b>24.3219-0909.3 020188</b>		Ø 19,05 ALU
1.0	55	01/14→						
1.0 TSI	70	11/14→						
1.0 TSI	81	11/14→						
1.2	44	06/09→	➔	+PR 1KB		<b>24.3217-0908.3 020167</b>		Ø 17,46 ALU
1.2	51	06/09→						
1.2 TDI	55	10/09→	➔	+PR 1KM		<b>24.3219-0909.3 020188</b>		Ø 19,05 ALU
1.2 TSI	66	05/11→05/14						
1.2 TSI	77	11/09→						
1.2 TSI	81	01/14→						
1.2 TSI 16V	66	02/14→						
1.4 (6R1)	63	03/09→05/14						
1.4 BiFuel	60	03/10→01/11						
1.4 TDI	55	03/14→						
1.4 TDI	66	02/14→						
1.4 TDI	77	05/14→						
1.4 TSI	103	10/12→						
1.4 TSI	110	05/14→						
1.6	66	07/14→						
1.6	81	07/14→						
1.6 BiFuel	60	01/11→						
1.6 TDI	55	06/09→						
1.6 TDI	66	06/09→						
1.6 TDI	77	06/09→						
1.6	77	01/10→	➔	07/14→; +PR 1KB		<b>24.3217-0908.3 020167</b>		Ø 17,46 ALU
			➔	07/14→; +PR 1KM		<b>24.3219-0909.3 020188</b>		Ø 19,05 ALU
<b>Zubehörsatz, Bremsbacken</b>								
1.0	44	01/14→	➔	+PR 1KM		<b>03.0137-9168.2 669168</b>		VW
1.0	55	01/14→						
1.0 TSI	70	11/14→						
1.0 TSI	81	11/14→						
1.2 TSI	81	01/14→						

















	kW					! #		
<b>VW - POLO (6R1, 6C1) 03/09→</b>								
<b>Zubehörsatz, Bremsbacken</b>								
1.4 TDI	55	03/14→	➔	+PR 1KM			03.0137-9168.2 669168	VW
1.4 TDI	66	02/14→						
1.4 TDI	77	05/14→						
1.4 TSI	110	05/14→						
1.6	66	07/14→						
1.6	81	07/14→						
1.2	44	06/09→	➔	+PR 1KB,1KM			03.0137-9168.2 669168	VW
1.2	51	06/09→						
1.2 TDI	55	10/09→						
1.2 TSI	66	05/11→05/14						
1.2 TSI	77	11/09→						
1.2 TSI 16V	66	02/14→						
1.4 (6R1)	63	03/09→05/14						
1.4 BiFuel	60	03/10→01/11						
1.4 TSI	103	10/12→						
1.6 BiFuel	60	01/11→						
1.6 TDI	55	06/09→						
1.6 TDI	66	06/09→						
1.6 TDI	77	06/09→						
1.6	77	01/10→	➔	07/14→; +PR 1KM			03.0137-9168.2 669168	VW
<b> Bremstrommel</b>								
1.0	44	01/14→	➔	+PR 1KM			24.0220-0037.1 480161	Ø 200,0 x 50,1 / 201,5
1.0	55	01/14→						
1.0 TSI	70	11/14→						
1.0 TSI	81	11/14→						
1.2 TSI	81	01/14→						
1.4 TDI	55	03/14→						
1.4 TDI	66	02/14→						
1.4 TDI	77	05/14→						
1.4 TSI	110	05/14→						
1.6	66	07/14→						
1.6	81	07/14→						
1.2	44	06/09→	➔	+PR 1KB,1KM			24.0220-0037.1 480161	Ø 200,0 x 50,1 / 201,5
1.2	51	06/09→						
1.2 TDI	55	10/09→						
1.2 TSI	66	05/11→05/14						
1.2 TSI	77	11/09→						
1.2 TSI 16V	66	02/14→						
1.4 (6R1)	63	03/09→05/14						
1.4 BiFuel	60	03/10→01/11						
1.4 TSI	103	10/12→						
1.6 BiFuel	60	01/11→						
1.6 TDI	55	06/09→						
1.6 TDI	66	06/09→						
1.6 TDI	77	06/09→						
1.6	77	01/10→	➔	07/14→; +PR 1KM			24.0220-0037.1 480161	Ø 200,0 x 50,1 / 201,5
<b> Bremsbackensatz</b>								
1.0	44	01/14→	➔	+PR 1KM			03.0137-0268.2 650268	VW Ø 200 x 40 + HEB
1.0	55	01/14→					03.0520-8219.3 698219	VW Ø 200 x 40 Ø 19,05 + RZ / + Zub TopKit
1.0 TSI	70	11/14→						
1.0 TSI	81	11/14→						
1.4 TDI	55	03/14→						
1.4 TDI	66	02/14→						
1.4 TDI	77	05/14→						
1.4 TSI	110	05/14→						
1.2	44	06/09→	➔	+PR 1KB,1KM			03.0137-0268.2 650268	VW Ø 200 x 40 + HEB
1.2	51	06/09→						
1.2 TDI	55	10/09→	➔	+PR 1KB			03.0520-4817.3 694817	Ø 200 x 40 Ø 17,46 + RZ / + Zub TopKit
1.2 TSI	66	05/11→05/14						
1.2 TSI	77	11/09→	➔	+PR 1KM			03.0520-8219.3 698219	VW Ø 200 x 40 Ø 19,05 + RZ / + Zub TopKit
1.2 TSI 16V	66	02/14→						
1.4 (6R1)	63	03/09→05/14						
1.4 BiFuel	60	03/10→01/11						
1.4 TSI	103	10/12→						
1.6 BiFuel	60	01/11→						
1.6 TDI	55	06/09→						
1.6 TDI	66	06/09→						
1.6 TDI	77	06/09→						
1.2 TSI	81	01/14→	➔	+PR 1KM			03.0137-0268.2 650268	VW Ø 200 x 40 + HEB
1.6	66	07/14→					03.0520-8219.3 698219	VW Ø 200 x 40 Ø 19,05 + RZ / + Zub TopKit
1.6	81	07/14→						
			➔	+PR 1KB			03.0520-4817.3 694817	Ø 200 x 40 Ø 17,46 + RZ / + Zub TopKit
1.6	77	01/10→	➔	07/14→; +PR 1KM			03.0137-0268.2 650268	VW Ø 200 x 40 + HEB
							03.0520-8219.3 698219	VW Ø 200 x 40 Ø 19,05 + RZ / + Zub TopKit
↓								

	kw				!#		
<b>VW - POLO (6R1, 6C1) 03/09→</b>							
 <b>Bremsbackensatz</b>							
1.6	77	01/10→	➔	07/14→; +PR 1KB		03.0520-4817.3 694817	Ø 200 x 40 Ø 17,46 + RZ / + Zub TopKit
 <b>Seilzug, Feststellbremse</b>							
1.0	44	01/14→	➔	⬇; +PR 1KM; Trommelbremse	2	24.3727-3402.2 583402	L= 1.588
1.0	55	01/14→					
1.0 TSI	70	11/14→	➔	⬇; +PR 1KK,1KT,1KV,2EJ; Scheibenbremse	2	24.3727-3403.2 583403	L= 1.642
1.0 TSI	81	11/14→					
1.2	44	06/09→					
1.2	51	06/09→					
1.2 TDI	55	10/09→					
1.2 TSI	66	05/11→05/14					
1.2 TSI	77	11/09→					
1.2 TSI	81	01/14→					
1.2 TSI 16V	66	02/14→					
1.4 (6R1)	63	03/09→05/14					
1.4 BiFuel	60	03/10→01/11					
1.4 TDI	55	03/14→					
1.4 TDI	66	02/14→					
1.4 TDI	77	05/14→					
1.4 TSI	103	10/12→					
1.4 TSI	110	05/14→					
1.6	66	07/14→					
1.6	81	07/14→					
1.6 BiFuel	60	01/11→					
1.6 TDI	55	06/09→					
1.6 TDI	66	06/09→					
1.6 TDI	77	06/09→					
1.4 GTI	132	05/10→	➔	⬇; +PR 1KK,1KT,1KV,2EJ; Scheibenbremse	2	24.3727-3403.2 583403	L= 1.642
1.8 GTI	141	11/14→					
1.8 GTI 230	169	04/16→					
2.0 R WRC	162	08/13→					
1.6	77	01/10→	➔	⬇; 07/14→; +PR 1KM; Trommelbremse	2	24.3727-3402.2 583402	L= 1.588
			➔	⬇; 07/14→; +PR 1KK,1KT,1KV,2EJ; Scheibenbremse	2	24.3727-3403.2 583403	L= 1.642
<b>VW - POLO (9N_) 10/01→01/12</b>							
 <b>Radbremszylinder</b>							
1.2	40	01/02→05/07	➔	+PR 1KB		24.3217-0908.3 020167	Ø 17,46 ALU
1.4 FSI	63	02/02→07/06					
1.2	44	05/07→11/09	➔	→ 05/09; +PR 1KB		24.3217-0908.3 020167	Ø 17,46 ALU
1.2 12V	51	05/07→11/09					
1.4 16V	59	05/06→11/09					
1.4 TDI	51	04/05→11/09					
1.4 TDI	59	04/05→11/09					
1.2 12V	47	10/01→07/07	➔	11/01→; +PR 1KB		24.3217-0908.3 020167	Ø 17,46 ALU
1.4 16V	55	10/01→05/08					
1.4 TDI	55	10/01→06/05					
1.9 SDI	47	10/01→11/09	➔	11/01→ 05/09; +PR 1KB		24.3217-0908.3 020167	Ø 17,46 ALU
<b>Zubehörsatz, Bremsbacken</b>							
1.2	40	01/02→05/07		+PR 1KB		03.0137-9168.2 669168	VW
1.4 FSI	63	02/02→07/06					
1.2	44	05/07→11/09		→ 05/09; +PR 1KB		03.0137-9168.2 669168	VW
1.2 12V	51	05/07→11/09					
1.4 16V	59	05/06→11/09					
1.4 TDI	51	04/05→11/09					
1.4 TDI	59	04/05→11/09					
1.2 12V	47	10/01→07/07		11/01→; +PR 1KB		03.0137-9168.2 669168	VW
1.4 16V	55	10/01→05/08					
1.4 TDI	55	10/01→06/05					
1.9 SDI	47	10/01→11/09		11/01→ 05/09; +PR 1KB		03.0137-9168.2 669168	VW
 <b>Bremstrommel</b>							
1.2	40	01/02→05/07	➔	+PR 1KB		24.0220-0037.1 480161	Ø 200,0 x 50,1 / 201,5
1.4 FSI	63	02/02→07/06					
1.2	44	05/07→11/09	➔	→ 05/09; +PR 1KB		24.0220-0037.1 480161	Ø 200,0 x 50,1 / 201,5
1.2 12V	51	05/07→11/09					
1.4 16V	59	05/06→11/09					
1.4 TDI	51	04/05→11/09					
1.4 TDI	59	04/05→11/09					
1.2 12V	47	10/01→07/07	➔	11/01→; +PR 1KB		24.0220-0037.1 480161	Ø 200,0 x 50,1 / 201,5
1.4 16V	55	10/01→05/08					
1.4 TDI	55	10/01→06/05					
1.9 SDI	47	10/01→11/09	➔	11/01→ 05/09; +PR 1KB		24.0220-0037.1 480161	Ø 200,0 x 50,1 / 201,5
↓							












	kw				!#		
<b>VW - POLO (9N_) 10/01→01/12</b>							
<b>Bremsbackensatz</b>							
1.2 1.4 FSI	40 63	01/02→05/07 02/02→07/06	➔	+PR 1KB		03.0137-0268.2 650268 03.0420-1517.3 681517 03.0520-1517.3 691517	VW Ø 200 x 40 + HEB VW Ø 200 x 40 Ø 17,46 + RZ / + Zub Kit VW Ø 200 x 40 Ø 17,46 + RZ / + Zub TopKit
1.2 1.2 12V 1.4 16V 1.4 TDI 1.4 TDI	44 51 59 51 59	05/07→11/09 05/07→11/09 05/06→11/09 04/05→11/09 04/05→11/09	➔	→ 05/09; +PR 1KB		03.0137-0268.2 650268 03.0420-1517.3 681517 03.0520-1517.3 691517	VW Ø 200 x 40 + HEB VW Ø 200 x 40 Ø 17,46 + RZ / + Zub Kit VW Ø 200 x 40 Ø 17,46 + RZ / + Zub TopKit
1.2 12V 1.4 16V 1.4 TDI	47 55 55	10/01→07/07 10/01→05/08 10/01→06/05	➔	11/01→; +PR 1KB		03.0137-0268.2 650268 03.0420-1517.3 681517 03.0520-1517.3 691517	VW Ø 200 x 40 + HEB VW Ø 200 x 40 Ø 17,46 + RZ / + Zub Kit VW Ø 200 x 40 Ø 17,46 + RZ / + Zub TopKit
1.9 SDI	47	10/01→11/09	➔	11/01→ 05/09; +PR 1KB		03.0137-0268.2 650268 03.0420-1517.3 681517 03.0520-1517.3 691517	VW Ø 200 x 40 + HEB VW Ø 200 x 40 Ø 17,46 + RZ / + Zub Kit VW Ø 200 x 40 Ø 17,46 + RZ / + Zub TopKit
<b>Seilzug, Feststellbremse</b>							
1.2 1.4 FSI	40 63	01/02→05/07 02/02→07/06	➔	⏴; +PR 1JB,1KD,1KK,1KS / 1KT; für Fahrzeuge mit Schlechtwegeausfüh- rung; Scheibenbremse	2	24.3727-0176.2 580176	L= 1.640
			➔	⏴; +PR 1JC,1JL,1JP,1JS / 1KD,1KS,1KK,1KT / 1KV,2EJ; Scheibenbremse	2	24.3727-0197.2 580197	L= 1.645
			➔	⏴; +PR 1JB,1KD,1KK,1KS / 1KT; für Fahrzeuge mit Schlechtwegeausfüh- rung	2	24.3727-0198.2 580198	L= 1.645
			➔	⏴; für Fahrzeuge ohne Schlechtwegeaus- führung; Trommelbremse	2	24.3727-0199.2 580199	L= 1.580
			➔	⏴; +PR 1JB,1KB; für Fahrzeuge mit Schlechtwegeausfüh- rung; Trommelbremse	2	24.3727-2504.2 582504	L= 1.580
1.2 1.2 12V 1.4 16V 1.4 TDI 1.4 TDI 1.6 16V 1.8 GTI 1.9 TDI	44 51 59 51 59 77 110 96	05/07→11/09 05/07→11/09 05/06→11/09 04/05→11/09 04/05→11/09 05/06→11/09 09/05→11/09 11/03→11/09	➔	⏴; → 05/09; +PR 1JB,1KD,1KK,1KS / 1KT; für Fahrzeuge mit Schlechtwegeausfüh- rung; Scheibenbremse	2	24.3727-0176.2 580176	L= 1.640
			➔	⏴; → 05/09; +PR 1JC,1JL,1JP,1JS / 1KD,1KS,1KK,1KT / 1KV,2EJ; Scheibenbremse	2	24.3727-0197.2 580197	L= 1.645
			➔	⏴; → 05/09; +PR 1JB,1KD,1KK,1KS / 1KT; für Fahrzeuge mit Schlechtwegeausfüh- rung	2	24.3727-0198.2 580198	L= 1.645
			➔	⏴; → 05/09; für Fahrzeuge ohne Schlechtwegeaus- führung; Trommelbremse	2	24.3727-0199.2 580199	L= 1.580
			➔	⏴; → 05/09; +PR 1JB,1KB; für Fahrzeuge mit Schlechtwegeausfüh- rung; Trommelbremse	2	24.3727-2504.2 582504	L= 1.580
1.2 12V 1.4 16V 1.4 16V 1.4 TDI	47 55 74 55	10/01→07/07 10/01→05/08 10/01→05/08 10/01→06/05	➔	⏴; 11/01→; +PR 1JB,1KD,1KK,1KS / 1KT; für Fahrzeuge mit Schlechtwegeausfüh- rung; Scheibenbremse	2	24.3727-0176.2 580176	L= 1.640
			➔	⏴; 11/01→; +PR 1JC,1JL,1JP,1JS / 1KD,1KS,1KK,1KT / 1KV,2EJ; Scheibenbremse	2	24.3727-0197.2 580197	L= 1.645
			➔	⏴; 11/01→; +PR 1JB,1KD,1KK,1KS / 1KT; für Fahrzeuge mit Schlechtwegeausfüh- rung	2	24.3727-0198.2 580198	L= 1.645
			➔	⏴; 11/01→; für Fahrzeuge ohne Schlechtwegeaus- führung; Trommelbremse	2	24.3727-0199.2 580199	L= 1.580
			➔	⏴; 11/01→; +PR 1JB,1KB; für Fahrzeuge mit Schlechtwegeausfüh- rung; Trommelbremse	2	24.3727-2504.2 582504	L= 1.580
↓							













	kw				! #			
<b>VW - POLO (9N_) 10/01→01/12</b>								
<b>Seilzug, Feststellbremse</b>								
1.4	61	08/02→11/09	➔	⚠; 05/06→05/09; +PR 1JB,1KD,1KK,1KS / 1KT; für Fahrzeuge mit Schlechtwegeausführung; Scheibenbremse	2	24.3727-0176.2	580176	L= 1.640
			➔	⚠; 05/06→05/09; +PR 1JC,1JL,1JP,1JS / 1KD,1KS,1KK,1KT / 1KV,2EJ; Scheibenbremse	2	24.3727-0197.2	580197	L= 1.645
			➔	⚠; 05/06→05/09; +PR 1JB,1KD,1KK,1KS / 1KT; für Fahrzeuge mit Schlechtwegeausführung	2	24.3727-0198.2	580198	L= 1.645
			➔	⚠; 05/06→05/09; für Fahrzeuge ohne Schlechtwegeausführung; Trommelbremse	2	24.3727-0199.2	580199	L= 1.580
			➔	⚠; 05/06→05/09; +PR 1JB,1KB; für Fahrzeuge mit Schlechtwegeausführung; Trommelbremse	2	24.3727-2504.2	582504	L= 1.580
1.8 GTI Cup Edition	132	05/06→11/09	➔	⚠; 06/06→05/09; +PR 1JB,1KD,1KK,1KS / 1KT; für Fahrzeuge mit Schlechtwegeausführung; Scheibenbremse	2	24.3727-0176.2	580176	L= 1.640
			➔	⚠; 06/06→05/09; +PR 1JC,1JL,1JP,1JS / 1KD,1KS,1KK,1KT / 1KV,2EJ; Scheibenbremse	2	24.3727-0197.2	580197	L= 1.645
			➔	⚠; 06/06→05/09; +PR 1JB,1KD,1KK,1KS / 1KT; für Fahrzeuge mit Schlechtwegeausführung	2	24.3727-0198.2	580198	L= 1.645
			➔	⚠; 06/06→05/09; für Fahrzeuge ohne Schlechtwegeausführung; Trommelbremse	2	24.3727-0199.2	580199	L= 1.580
			➔	⚠; 06/06→05/09; +PR 1JB,1KB; für Fahrzeuge mit Schlechtwegeausführung; Trommelbremse	2	24.3727-2504.2	582504	L= 1.580
1.9 SDI 1.9 TDI	47 74	10/01→11/09 10/01→11/09	➔	⚠; 11/01→05/09; +PR 1JB,1KD,1KK,1KS / 1KT; für Fahrzeuge mit Schlechtwegeausführung; Scheibenbremse	2	24.3727-0176.2	580176	L= 1.640
			➔	⚠; 11/01→05/09; +PR 1JC,1JL,1JP,1JS / 1KD,1KS,1KK,1KT / 1KV,2EJ; Scheibenbremse	2	24.3727-0197.2	580197	L= 1.645
			➔	⚠; 11/01→05/09; +PR 1JB,1KD,1KK,1KS / 1KT; für Fahrzeuge mit Schlechtwegeausführung	2	24.3727-0198.2	580198	L= 1.645
			➔	⚠; 11/01→05/09; für Fahrzeuge ohne Schlechtwegeausführung; Trommelbremse	2	24.3727-0199.2	580199	L= 1.580
			➔	⚠; 11/01→05/09; +PR 1JB,1KB; für Fahrzeuge mit Schlechtwegeausführung; Trommelbremse	2	24.3727-2504.2	582504	L= 1.580
<b>VW - POLO (AW1, BZ1) 06/17→</b>								
<b>Zubehörsatz, Bremsbacken</b>								
1.0	48	08/17→	➔	+PR 1KA		03.0137-9309.2	669309	AP
1.0	55	06/17→	➔					
1.0 TGI	66	09/17→	➔	+PR 1KG		03.0137-9317.2	669317	
1.0 TSI	70	06/17→						
1.0 TSI	85	09/17→						
1.6 TDI	59	11/17→						
1.6 TDI	70	11/17→						
<b>VW - POLO CLASSIC (6V2) 11/95→11/09</b>								
<b>Radbremsszylinder</b>								
1.9 SDI	48	06/96→09/01	➔			24.3219-0909.3	020188	Ø 19,05 ALU
1.9 TDI	67	01/97→08/99						
100 1.6	74	12/95→09/01						
57 1.7 SDI	42	07/97→09/01						
64 1.9 SDI	47	12/95→08/99						
90 1.9 TDI	66	09/96→09/01						
54 1.4	40	01/98→08/99	➔	- ABS		03.3217-2112.3	020027	Ø 17,46 GG
60 1.4	44	12/95→09/01				24.3217-0908.3	020167	Ø 17,46 ALU
75 1.4 16V	55	10/99→09/01						
75 1.6	55	11/95→09/97	➔	+ ABS		24.3219-0909.3	020188	Ø 19,05 ALU
↓								

	kw				!#		
<b>VW - POLO CLASSIC (6V2) 11/95→11/09</b>							
<b> Radbremszylinder</b>							
75 1.6	55	11/95→09/01	➡	- ABS		03.3217-2112.3 020027 24.3217-0908.3 020167	Ø 17,46 GG Ø 17,46 ALU
			➡	+ ABS		24.3219-0909.3 020188	Ø 19,05 ALU
64 1,9 D	47	01/96→10/96	➡			03.3217-2112.3 020027 24.3217-0908.3 020167	Ø 17,46 GG Ø 17,46 ALU
68 1.9 SDI	50	08/99→01/02	➡	→ 09/01		24.3219-0909.3 020188	Ø 19,05 ALU
90 1.8	66	01/97→09/01	➡	03/98→		24.3219-0909.3 020188	Ø 19,05 ALU
<b>Zubehörsatz, Bremsbacken</b>							
1.9 SDI 1.9 TDI 100 1.6 57 1.7 SDI 64 1.9 SDI 75 1.4 16V 90 1.9 TDI	48 67 74 42 47 55 66	06/96→09/01 01/97→08/99 12/95→09/01 07/97→09/01 12/95→08/99 10/99→09/01 09/96→09/01	➡			03.0137-9168.2 669168	VW
54 1.4 75 1.6	40 55	01/98→08/99 11/95→09/97	➡	- ABS		03.0137-9008.2 669008	
			➡	+ ABS		03.0137-9168.2 669168	VW
60 1.4 75 1.6	44 55	12/95→09/01 11/95→09/01	➡	→ 09/99; - ABS		03.0137-9008.2 669008	
			➡	→ 09/99; + ABS		03.0137-9168.2 669168	VW
			➡	10/99→		03.0137-9168.2 669168	VW
64 1,9 D	47	01/96→10/96	➡	→ 6N-XY227489; - ABS		03.0137-9008.2 669008	
			➡	6N-XY227490→		03.0137-9168.2 669168	VW
			➡	→ 6N-XY227489; + ABS		03.0137-9168.2 669168	VW
68 1.9 SDI	50	08/99→01/02	➡	→ 09/01		03.0137-9168.2 669168	VW
90 1.8	66	01/97→09/01	➡	03/98→		03.0137-9168.2 669168	VW
<b> Bremstrommel</b>							
1.9 SDI 100 1.6 57 1.7 SDI 90 1.9 TDI	48 74 42 66	06/96→09/01 12/95→09/01 07/97→09/01 09/96→09/01	➡	→ 09/99		24.0220-0018.1 480019 24.0220-0718.2 480209	Ø 200,0 x 50 / 201 - RLG / - ABS Ring Ø 200,0 x 50 / 201 + RLG / - ABS Ring
			➡	10/99→		24.0220-0032.1 480130	Ø 200,0 x 50,1 / 201,5
1.9 TDI 64 1.9 SDI	67 47	01/97→08/99 12/95→08/99	➡			24.0220-0018.1 480019 24.0220-0718.2 480209	Ø 200,0 x 50 / 201 - RLG / - ABS Ring Ø 200,0 x 50 / 201 + RLG / - ABS Ring
54 1.4 75 1.6	40 55	01/98→08/99 11/95→09/97	➡	- ABS		24.0218-0007.1 480003 24.0218-0707.2 480211	Ø 180,0 x 38,5 / 181 - RLG Ø 180,0 x 38,5 / 181 + RLG
			➡	+ ABS		24.0220-0018.1 480019 24.0220-0718.2 480209	Ø 200,0 x 50 / 201 - RLG / - ABS Ring Ø 200,0 x 50 / 201 + RLG / - ABS Ring
60 1.4 75 1.6	44 55	12/95→09/01 11/95→09/01	➡	→ 09/99; - ABS		24.0218-0007.1 480003 24.0218-0707.2 480211	Ø 180,0 x 38,5 / 181 - RLG Ø 180,0 x 38,5 / 181 + RLG
			➡	→ 09/99; + ABS		24.0220-0018.1 480019 24.0220-0718.2 480209	Ø 200,0 x 50 / 201 - RLG / - ABS Ring Ø 200,0 x 50 / 201 + RLG / - ABS Ring
			➡	10/99→		24.0220-0032.1 480130	Ø 200,0 x 50,1 / 201,5
64 1,9 D	47	01/96→10/96	➡	→ 6N-XY227489; - ABS		24.0218-0007.1 480003 24.0218-0707.2 480211	Ø 180,0 x 38,5 / 181 - RLG Ø 180,0 x 38,5 / 181 + RLG
			➡	6N-XY227490→ 6N-XY420000		24.0220-0018.1 480019 24.0220-0718.2 480209	Ø 200,0 x 50 / 201 - RLG / - ABS Ring Ø 200,0 x 50 / 201 + RLG / - ABS Ring
			➡	→ 6N-XY227489; + ABS		24.0220-0018.1 480019 24.0220-0718.2 480209	Ø 200,0 x 50 / 201 - RLG / - ABS Ring Ø 200,0 x 50 / 201 + RLG / - ABS Ring
			➡	6N-XY420001→		24.0220-0032.1 480130	Ø 200,0 x 50,1 / 201,5
68 1.9 SDI	50	08/99→01/02	➡	→ 09/99		24.0220-0018.1 480019 24.0220-0718.2 480209	Ø 200,0 x 50 / 201 - RLG / - ABS Ring Ø 200,0 x 50 / 201 + RLG / - ABS Ring
↓							












	kw				!#		
<b>VW - POLO CLASSIC (6V2) 11/95→11/09</b>							
<b>Bremstrommel</b>							
68 1.9 SDI	50	08/99→01/02	➔	10/99→ 09/01		24.0220-0032.1 480130	Ø 200,0 x 50,1 / 201,5
75 1.4 16V	55	10/99→09/01	➔			24.0220-0032.1 480130	Ø 200,0 x 50,1 / 201,5
90 1.8	66	01/97→09/01	➔	03/98→ 09/99		24.0220-0018.1 480019	Ø 200,0 x 50 / 201 - RLG / - ABS Ring
						24.0220-0718.2 480209	Ø 200,0 x 50 / 201 + RLG / - ABS Ring
			➔	10/99→		24.0220-0032.1 480130	Ø 200,0 x 50,1 / 201,5
<b>Bremsbackensatz</b>							
1.9 SDI	48	06/96→09/01	➔			03.0137-0268.2 650268	VW Ø 200 x 40 + HEB
1.9 TDI	67	01/97→08/99				03.0420-4219.3 684219	VW Ø 200 x 40 Ø 19,05 + RZ / + Zub Kit
100 1.6	74	12/95→09/01					
57 1.7 SDI	42	07/97→09/01				03.0520-4219.3 694219	VW Ø 200 x 40 Ø 19,05 + RZ / + Zub TopKit
64 1.9 SDI	47	12/95→08/99					
75 1.4 16V	55	10/99→09/01					
90 1.9 TDI	66	09/96→09/01					
54 1.4	40	01/98→08/99	➔	- ABS		03.0137-0126.2 650126	Ø 180 x 31 + HEB
75 1.6	55	11/95→09/97				03.0420-0617.3 680617	VW Ø 180 x 31 Ø 17,46 + RZ / + Zub Kit
						03.0520-3917.3 693917	VW Ø 180 x 31 Ø 17,46 + RZ / + Zub TopKit
			➔	+ ABS		03.0137-0268.2 650268	VW Ø 200 x 40 + HEB
						03.0420-4219.3 684219	VW Ø 200 x 40 Ø 19,05 + RZ / + Zub Kit
						03.0520-4219.3 694219	VW Ø 200 x 40 Ø 19,05 + RZ / + Zub TopKit
60 1.4	44	12/95→09/01	➔	→ 09/99; - ABS		03.0137-0126.2 650126	Ø 180 x 31 + HEB
75 1.6	55	11/95→09/01				03.0420-0617.3 680617	VW Ø 180 x 31 Ø 17,46 + RZ / + Zub Kit
						03.0520-3917.3 693917	VW Ø 180 x 31 Ø 17,46 + RZ / + Zub TopKit
			➔	→ 09/99; + ABS		03.0137-0268.2 650268	VW Ø 200 x 40 + HEB
						03.0420-4219.3 684219	VW Ø 200 x 40 Ø 19,05 + RZ / + Zub Kit
						03.0520-4219.3 694219	VW Ø 200 x 40 Ø 19,05 + RZ / + Zub TopKit
			➔	10/99→		03.0137-0268.2 650268	VW Ø 200 x 40 + HEB
						03.0420-4219.3 684219	VW Ø 200 x 40 Ø 19,05 + RZ / + Zub Kit
						03.0520-4219.3 694219	VW Ø 200 x 40 Ø 19,05 + RZ / + Zub TopKit
64 1.9 D	47	01/96→10/96	➔	→ 6N-XY227489; - ABS		03.0137-0126.2 650126	Ø 180 x 31 + HEB
						03.0420-0617.3 680617	VW Ø 180 x 31 Ø 17,46 + RZ / + Zub Kit
						03.0520-3917.3 693917	VW Ø 180 x 31 Ø 17,46 + RZ / + Zub TopKit
			➔	6N-XY227490→		03.0137-0268.2 650268	VW Ø 200 x 40 + HEB
						03.0420-1517.3 681517	VW Ø 200 x 40 Ø 17,46 + RZ / + Zub Kit
						03.0520-1517.3 691517	VW Ø 200 x 40 Ø 17,46 + RZ / + Zub TopKit
			➔	→ 6N-XY227489; + ABS		03.0137-0268.2 650268	VW Ø 200 x 40 + HEB
						03.0420-1517.3 681517	VW Ø 200 x 40 Ø 17,46 + RZ / + Zub Kit
						03.0520-1517.3 691517	VW Ø 200 x 40 Ø 17,46 + RZ / + Zub TopKit
68 1.9 SDI	50	08/99→01/02	➔	→ 09/01		03.0137-0268.2 650268	VW Ø 200 x 40 + HEB
						03.0420-4219.3 684219	VW Ø 200 x 40 Ø 19,05 + RZ / + Zub Kit
						03.0520-4219.3 694219	VW Ø 200 x 40 Ø 19,05 + RZ / + Zub TopKit
90 1.8	66	01/97→09/01	➔	03/98→		03.0137-0268.2 650268	VW Ø 200 x 40 + HEB
					03/98→; für Mexico		03.0420-4219.3 684219
						03.0520-4219.3 694219	VW Ø 200 x 40 Ø 19,05 + RZ / + Zub TopKit
<b>Seilzug, Feststellbremse</b>							
1.9 SDI	48	06/96→09/01	➔	↳; → 6K-W-591018; Trommelbremse	2	24.3727-0161.2 580161	L= 1.512
↓							
























	kw				!#		
<b>VW - POLO CLASSIC (6V2) 11/95→11/09</b>							
 <b>Seilzug, Feststellbremse</b>							
1.9 TDI 100 1.6 57 1.7 SDI 64 1.9 SDI 90 1.9 TDI	67 74 42 47 66	01/97→08/99 12/95→09/01 07/97→09/01 12/95→08/99 09/96→09/01	➔	⬇️; 6K-W-591019→; Trommelbremse	2	24.3727-0162.2 580162	L= 1.514
110 1.9 TDI	81	06/98→01/02	➔	⬇️; 6K-W-591019→; → 09/01; Scheibenbremse	2	24.3727-0165.2 580165	L= 1.641
54 1.4 60 1.4 75 1.4 16V 75 1.6 75 1.6	40 44 55 55 55	01/98→08/99 12/95→09/01 10/99→09/01 11/95→09/97 11/95→09/01	➔	⬇️; → 6K-W-591018; + ABS; Trommelbremse	2	24.3727-0161.2 580161	L= 1.512
			➔	⬇️; → 6K-V-013236; - ABS; Trommelbremse	2	24.3727-0161.2 580161	L= 1.512
			➔	⬇️; 6K-V-013237→; - ABS; Trommelbremse	2	24.3727-0161.2 580161	L= 1.512
			➔	⬇️; 6K-W-591019→; + ABS; Trommelbremse	2	24.3727-0162.2 580162	L= 1.514
64 1,9 D	47	01/96→10/96	➔	⬇️; → 6N-VV130000; + ABS; Trommelbremse	2	24.3727-0161.2 580161	L= 1.512
			➔	⬇️; 6N-V-045001→; - ABS; Trommelbremse	2	24.3727-0161.2 580161	L= 1.512
			➔	⬇️; → 6N-V-045000; - ABS; Trommelbremse	2	24.3727-0161.2 580161	L= 1.512
			➔	⬇️; 6N-VV130001→; + ABS; Trommelbremse	2	24.3727-0162.2 580162	L= 1.514
68 1.9 SDI	50	08/99→01/02	➔	⬇️; → 6K-W-591018; Trommelbremse	2	24.3727-0161.2 580161	L= 1.512
			➔	⬇️; 6K-W-591019→; → 09/01; Trommelbremse	2	24.3727-0162.2 580162	L= 1.514
90 1.8	66	01/97→09/01	➔	⬇️; 03/98→; → 6K-W-591018; Trommelbremse	2	24.3727-0161.2 580161	L= 1.512
			➔	⬇️; 6K-W-591019→; Trommelbremse	2	24.3727-0162.2 580162	L= 1.514
<b>VW - POLO Stufenheck (9A4, 9A2, 9N2) 09/02→</b>							
 <b>Radbremszylinder</b>							
1.4 1.4 TDI 1.9 SDI	55 55 47	07/06→04/12 07/03→ 09/02→	➔	→ 05/09; +PR 1KB		24.3217-0908.3 020167	Ø 17,46 ALU
<b>Zubehörsatz, Bremsbacken</b>							
1.4 1.4 TDI 1.9 SDI	55 55 47	07/06→04/12 07/03→ 09/02→		→ 05/09; +PR 1KB		03.0137-9168.2 669168	VW
 <b>Bremstrommel</b>							
1.4 1.4 TDI 1.9 SDI	55 55 47	07/06→04/12 07/03→ 09/02→	➔	→ 05/09; +PR 1KB		24.0220-0037.1 480161	Ø 200,0 x 50,1 / 201,5
 <b>Bremsbackensatz</b>							
1.4 1.4 TDI 1.9 SDI	55 55 47	07/06→04/12 07/03→ 09/02→	➔	→ 05/09; +PR 1KB		03.0137-0268.2 650268 03.0420-1517.3 681517 03.0520-1517.3 691517	VW Ø 200 x 40 + HEB VW Ø 200 x 40 Ø 17,46 + RZ / + Zub Kit VW Ø 200 x 40 Ø 17,46 + RZ / + Zub TopKit
 <b>Seilzug, Feststellbremse</b>							
1.4 1.4 1.4 TDI 1.9 SDI 1.9 TDi	55 74 55 47 74	07/06→04/12 11/03→ 07/03→ 09/02→ 09/02→	➔	⬇️; → 05/09; +PR 1JB,1KD,1KK,1KS / 1KT; für Fahrzeuge mit Schlechtwegeausfüh- rung; Scheibenbremse	2	24.3727-0176.2 580176	L= 1.640
			➔	⬇️; → 05/09; +PR 1JC,1JL,1JP,1JS / 1KD,1KS,1KK,1KT / 1KV,2EJ; Scheibenbremse	2	24.3727-0197.2 580197	L= 1.645
			➔	⬇️; → 05/09; +PR 1JB,1KD,1KK,1KS / 1KT; für Fahrzeuge mit Schlechtwegeausfüh- rung	2	24.3727-0198.2 580198	L= 1.645
			➔	⬇️; → 05/09; für Fahrzeuge ohne Schlechtwegeaus- führung; Trommelbremse	2	24.3727-0199.2 580199	L= 1.580
			➔	⬇️; → 05/09; +PR 1JB,1KB; für Fahrzeuge mit Schlechtwegeausfüh- rung; Trommelbremse	2	24.3727-2504.2 582504	L= 1.580
↓							










	kw				!#		
<b>VW - POLO Stufenheck (9A4, 9A2, 9N2) 09/02→</b>							
 <b>Seilzug, Feststellbremse</b>							
1.6	74	09/02→	➔	⏴; 05/06→ 05/09; +PR 1JB,1KD,1KK,1KS / 1KT; für Fahrzeuge mit Schlechtwegeausführung; Scheibenbremse	2	24.3727-0176.2 580176	L= 1.640
			➔	⏴; 05/06→ 05/09; +PR 1JC,1JL,1JP,1JS / 1KD,1KS,1KK,1KT / 1KV,2EJ; Scheibenbremse	2	24.3727-0197.2 580197	L= 1.645
			➔	⏴; 05/06→ 05/09; +PR 1JB,1KD,1KK,1KS / 1KT; für Fahrzeuge mit Schlechtwegeausführung	2	24.3727-0198.2 580198	L= 1.645
			➔	⏴; 05/06→ 05/09; für Fahrzeuge ohne Schlechtwegeausführung; Trommelbremse	2	24.3727-0199.2 580199	L= 1.580
			➔	⏴; 05/06→ 05/09; +PR 1JB,1KB; für Fahrzeuge mit Schlechtwegeausführung; Trommelbremse	2	24.3727-2504.2 582504	L= 1.580
<b>VW - POLO Stufenheck (602, 604, 612, 614) 05/09→</b>							
 <b>Radbremszylinder</b>							
1.6	63	11/10→	➔	07/14→; +PR 1KB		24.3217-0908.3 020167	Ø 17,46 ALU
1.6	77	05/10→	➔	07/14→; +PR 1KM		24.3219-0909.3 020188	Ø 19,05 ALU
1.6	81	05/15→	➔	+PR 1KB		24.3217-0908.3 020167	Ø 17,46 ALU
			➔	+PR 1KM		24.3219-0909.3 020188	Ø 19,05 ALU
<b>Zubehörsatz, Bremsbacken</b>							
1.6	63	11/10→	➔	07/14→; +PR 1KM		03.0137-9168.2 669168	VW
1.6	77	05/10→	➔				
1.6	81	05/15→	➔	+PR 1KM		03.0137-9168.2 669168	VW
 <b>Bremstrommel</b>							
1.6	63	11/10→	➔	07/14→; +PR 1KM		24.0220-0037.1 480161	Ø 200,0 x 50,1 / 201,5
1.6	77	05/10→	➔				
1.6	81	05/15→	➔	+PR 1KM		24.0220-0037.1 480161	Ø 200,0 x 50,1 / 201,5
 <b>Bremsbackensatz</b>							
1.6	63	11/10→	➔	07/14→; +PR 1KM		03.0137-0268.2 650268	VW Ø 200 x 40 + HEB
1.6	77	05/10→	➔			03.0520-8219.3 698219	VW Ø 200 x 40 Ø 19,05 + RZ / + Zub TopKit
			➔	07/14→; +PR 1KB		03.0520-4817.3 694817	Ø 200 x 40 Ø 17,46 + RZ / + Zub TopKit
1.6	81	05/15→	➔	+PR 1KM		03.0137-0268.2 650268	VW Ø 200 x 40 + HEB
			➔			03.0520-8219.3 698219	VW Ø 200 x 40 Ø 19,05 + RZ / + Zub TopKit
			➔	+PR 1KB		03.0520-4817.3 694817	Ø 200 x 40 Ø 17,46 + RZ / + Zub TopKit
 <b>Seilzug, Feststellbremse</b>							
1.6	63	11/10→	➔	⏴; 07/14→; +PR 1KM; Trommelbremse	2	24.3727-3402.2 583402	L= 1.588
1.6	77	05/10→	➔	⏴; 07/14→; +PR 1KK,1KT,1KV,2EJ; Scheibenbremse	2	24.3727-3403.2 583403	L= 1.642
1.6	81	05/15→	➔	⏴; +PR 1KM; Trommelbremse	2	24.3727-3402.2 583402	L= 1.588
			➔	⏴; +PR 1KK,1KT,1KV,2EJ; Scheibenbremse	2	24.3727-3403.2 583403	L= 1.642
<b>VW - POLO Van (6R) 01/14→</b>							
 <b>Radbremszylinder</b>							
1.0	44	01/14→	➔	+PR 1KM		24.3219-0909.3 020188	Ø 19,05 ALU
1.0	55	01/14→					
1.0 TSI	70	11/14→					
1.2 TSI	66	02/14→	➔	+PR 1KB		24.3217-0908.3 020167	Ø 17,46 ALU
1.2 TSI	81	01/14→	➔	+PR 1KM		24.3219-0909.3 020188	Ø 19,05 ALU
1.4 TDI	55	03/14→					
1.4 TDI	66	02/14→					
1.4 TSI	110	05/14→					
<b>Zubehörsatz, Bremsbacken</b>							
1.0	44	01/14→	➔	+PR 1KM		03.0137-9168.2 669168	VW
1.0	55	01/14→					
↓							









	kw				!#		
<b>VW - POLO Van (6R) 01/14→</b>							
<b>Zubehörsatz, Bremsbacken</b>							
1.0 TSI	70	11/14→	➔	+PR 1KM		03.0137-9168.2 669168	VW
1.2 TSI	81	01/14→					
1.4 TDI	55	03/14→					
1.4 TDI	66	02/14→					
1.4 TSI	110	05/14→					
1.2 TSI	66	02/14→	➔	+PR 1KB,1KM		03.0137-9168.2 669168	VW
<b> Bremstrommel</b>							
1.0	44	01/14→	➔	+PR 1KM		24.0220-0037.1 480161	Ø 200,0 x 50,1 / 201,5
1.0	55	01/14→					
1.0 TSI	70	11/14→					
1.2 TSI	81	01/14→					
1.4 TDI	55	03/14→					
1.4 TDI	66	02/14→					
1.4 TSI	110	05/14→					
1.2 TSI	66	02/14→	➔	+PR 1KB,1KM		24.0220-0037.1 480161	Ø 200,0 x 50,1 / 201,5
<b> Bremsbackensatz</b>							
1.0	44	01/14→	➔	+PR 1KM		03.0137-0268.2 650268	VW Ø 200 x 40 + HEB
1.0	55	01/14→				03.0520-8219.3 698219	VW Ø 200 x 40 Ø 19,05 + RZ / + Zub TopKit
1.0 TSI	70	11/14→					
1.4 TDI	55	03/14→					
1.4 TDI	66	02/14→					
1.4 TSI	110	05/14→					
1.2 TSI	66	02/14→	➔	+PR 1KB,1KM		03.0137-0268.2 650268	VW Ø 200 x 40 + HEB
			➔	+PR 1KB		03.0520-4817.3 694817	Ø 200 x 40 Ø 17,46 + RZ / + Zub TopKit
			➔	+PR 1KM		03.0520-8219.3 698219	VW Ø 200 x 40 Ø 19,05 + RZ / + Zub TopKit
1.2 TSI	81	01/14→	➔	+PR 1KM		03.0137-0268.2 650268	VW Ø 200 x 40 + HEB
			➔	+PR 1KB		03.0520-8219.3 698219	VW Ø 200 x 40 Ø 19,05 + RZ / + Zub TopKit
			➔	+PR 1KB		03.0520-4817.3 694817	Ø 200 x 40 Ø 17,46 + RZ / + Zub TopKit
<b> Seilzug, Feststellbremse</b>							
1.0	44	01/14→	➔	⬇; +PR 1KM; Trommelbremse	2	24.3727-3402.2 583402	L= 1.588
1.0	55	01/14→					
1.0 TSI	70	11/14→	➔	⬇; +PR 1KK,1KT,1KV,2EJ; Scheibenbremse	2	24.3727-3403.2 583403	L= 1.642
1.2 TSI	66	02/14→					
1.2 TSI	81	01/14→					
1.4 TDI	55	03/14→					
1.4 TDI	66	02/14→					
1.4 TSI	110	05/14→					
<b>VW - POLO Van Kasten/Schrägheck (6N1) 09/94→12/99</b>							
<b> Radbremszylinder</b>							
1.0	33	10/94→12/99	➔	→ 09/96		03.3217-2112.3 020027	Ø 17,46 GG
						24.3217-0908.3 020167	Ø 17,46 ALU
1.4	44	05/98→12/99	➔			03.3217-2112.3 020027	Ø 17,46 GG
1.7 SDI	44	08/97→12/99				24.3217-0908.3 020167	Ø 17,46 ALU
1.9 D	47	10/94→12/99					
1.9 SDI	47	07/96→12/99	➔	03/97→		24.3219-0909.3 020188	Ø 19,05 ALU
<b>Zubehörsatz, Bremsbacken</b>							
1.0	33	10/94→12/99	➔	→ 6N-XY227489; - ABS		03.0137-9008.2 669008	
1.4	44	05/98→12/99					
1.7 SDI	44	08/97→12/99	➔	6N-XY227490→		03.0137-9168.2 669168	VW
1.9 D	47	10/94→12/99	➔	→ 6N-XY227489; + ABS		03.0137-9168.2 669168	VW
1.9 SDI	47	07/96→12/99	➔	03/97→		03.0137-9168.2 669168	VW
<b> Bremstrommel</b>							
1.0	33	10/94→12/99	➔	→ 6N-XY227489; - ABS		24.0218-0007.1 480003	Ø 180,0 x 38,5 / 181 - RLG
1.4	44	05/98→12/99				24.0218-0707.2 480211	Ø 180,0 x 38,5 / 181 + RLG
1.7 SDI	44	08/97→12/99					
1.9 D	47	10/94→12/99	➔	6N-XY227490→ 6N-XY420000		24.0220-0018.1 480019	Ø 200,0 x 50 / 201 - RLG / - ABS Ring
						24.0220-0718.2 480209	Ø 200,0 x 50 / 201 + RLG / - ABS Ring
			➔	→ 6N-XY227489; + ABS		24.0220-0018.1 480019	Ø 200,0 x 50 / 201 - RLG / - ABS Ring
						24.0220-0718.2 480209	Ø 200,0 x 50 / 201 + RLG / - ABS Ring

	kw				!#		
<b>VW - POLO Van Kasten/Schrägheck (6N1) 09/94→12/99</b>							
<b> Bremstrommel</b>							
1.0 1.4 1.7 SDI 1.9 D	33 44 44 47	10/94→12/99 05/98→12/99 08/97→12/99 10/94→12/99	➔	6N-XY420001→		24.0220-0032.1 480130	Ø 200,0 x 50,1 / 201,5
1.9 SDI	47	07/96→12/99	➔	03/97→ 09/99		24.0220-0018.1 480019 24.0220-0718.2 480209	Ø 200,0 x 50 / 201 - RLG / - ABS Ring Ø 200,0 x 50 / 201 + RLG / - ABS Ring
			➔	10/99→		24.0220-0032.1 480130	Ø 200,0 x 50,1 / 201,5
<b> Bremsbackensatz</b>							
1.0 1.4 1.7 SDI 1.9 D	33 44 44 47	10/94→12/99 05/98→12/99 08/97→12/99 10/94→12/99	➔	→ 6N-XY227489; - ABS		03.0137-0126.2 650126 03.0420-0617.3 680617 03.0520-3917.3 693917	Ø 180 x 31 + HEB VW Ø 180 x 31 Ø 17,46 + RZ / + Zub Kit VW Ø 180 x 31 Ø 17,46 + RZ / + Zub TopKit
			➔	6N-XY227490→		03.0137-0268.2 650268 03.0420-1517.3 681517 03.0520-1517.3 691517	VW Ø 200 x 40 + HEB VW Ø 200 x 40 Ø 17,46 + RZ / + Zub Kit VW Ø 200 x 40 Ø 17,46 + RZ / + Zub TopKit
			➔	→ 6N-XY227489; + ABS		03.0137-0268.2 650268 03.0420-1517.3 681517 03.0520-1517.3 691517	VW Ø 200 x 40 + HEB VW Ø 200 x 40 Ø 17,46 + RZ / + Zub Kit VW Ø 200 x 40 Ø 17,46 + RZ / + Zub TopKit
1.9 SDI	47	07/96→12/99	➔	03/97→		03.0137-0268.2 650268 03.0420-4219.3 684219 03.0520-4219.3 694219	VW Ø 200 x 40 + HEB VW Ø 200 x 40 Ø 19,05 + RZ / + Zub Kit VW Ø 200 x 40 Ø 19,05 + RZ / + Zub TopKit
<b> Seilzug, Feststellbremse</b>							
1.0	33	10/94→12/99	➔	⬇; → 09/96; Trommelbremse	2	24.3727-0161.2 580161	L= 1.512
1.4 1.7 SDI 1.9 D	44 44 47	05/98→12/99 08/97→12/99 10/94→12/99	➔	⬇; → 6N-WW130000; + ABS; Trommelbremse	2	24.3727-0161.2 580161	L= 1.512
			➔	⬇; → 6N-V-045000; - ABS; Trommelbremse	2	24.3727-0161.2 580161	L= 1.512
			➔	⬇; 6N-V-045001→; - ABS; Trommelbremse	2	24.3727-0161.2 580161	L= 1.512
			➔	⬇; 6N-WW130001→; + ABS; Trommelbremse	2	24.3727-0162.2 580162	L= 1.514
1.9 SDI	47	07/96→12/99	➔	⬇; 03/97→; → 6K-W-591018; Trommelbremse	2	24.3727-0161.2 580161	L= 1.512
			➔	⬇; 6K-W-591019→; Trommelbremse	2	24.3727-0162.2 580162	L= 1.514
<b>VW - POLO Variant (6V5) 04/97→09/01</b>							
<b> Radbremszylinder</b>							
1.4 1.4 1.4 16V 1.6 1.6 1.7 SDI 1.8 1.9 SDI 1.9 SDI 1.9 TDI	40 44 55 55 74 42 66 47 50 66	12/98→09/01 05/97→09/01 10/99→09/01 05/97→09/01 05/97→09/01 08/97→09/01 05/97→09/01 06/97→09/01 08/99→09/01 05/97→09/01	➔			24.3219-0909.3 020188	Ø 19,05 ALU
<b>Zubehörsatz, Bremsbacken</b>							
1.4 1.4 1.4 16V 1.6 1.6 1.7 SDI 1.8 1.9 SDI 1.9 SDI 1.9 TDI ↓	40 44 55 55 74 42 66 47 50 66	12/98→09/01 05/97→09/01 10/99→09/01 05/97→09/01 05/97→09/01 08/97→09/01 05/97→09/01 06/97→09/01 08/99→09/01 05/97→09/01	➔			03.0137-9168.2 669168	VW

	kw				!#			
<b>VW - POLO Variant (6V5) 04/97→09/01</b>								
 <b>Bremstrommel</b>								
1.4	40	12/98→09/01	➔	→ 09/99		24.0220-0018.1	480019	Ø 200,0 x 50 / 201 - RLG / - ABS Ring
1.4	44	05/97→09/01						
1.6	55	05/97→09/01				24.0220-0718.2	480209	Ø 200,0 x 50 / 201 + RLG / - ABS Ring
1.6	74	05/97→09/01						
1.7 SDI	42	08/97→09/01						
1.8	66	05/97→09/01	➔	10/99→		24.0220-0032.1	480130	Ø 200,0 x 50,1 / 201,5
1.9 SDI	47	06/97→09/01						
1.9 SDI	50	08/99→09/01						
1.9 TDI	66	05/97→09/01						
1.4 16V	55	10/99→09/01	➔			24.0220-0032.1	480130	Ø 200,0 x 50,1 / 201,5
 <b>Bremsbackensatz</b>								
1.4	40	12/98→09/01	➔			03.0137-0268.2	650268	VW Ø 200 x 40 + HEB
1.4	44	05/97→09/01				03.0420-4219.3	684219	VW Ø 200 x 40 Ø 19,05 + RZ / + Zub Kit
1.4 16V	55	10/99→09/01						
1.6	55	05/97→09/01						
1.6	74	05/97→09/01				03.0520-4219.3	694219	VW Ø 200 x 40 Ø 19,05 + RZ / + Zub TopKit
1.7 SDI	42	08/97→09/01						
1.8	66	05/97→09/01						
1.9 SDI	47	06/97→09/01						
1.9 SDI	50	08/99→09/01						
1.9 TDI	66	05/97→09/01						
 <b>Seilzug, Feststellbremse</b>								
1.4	40	12/98→09/01	➔	⏏; → 6K-W-591018; Trommelbremse	2	24.3727-0161.2	580161	L= 1.512
1.4	44	05/97→09/01						
1.4 16V	55	10/99→09/01	➔	⏏; 6K-W-591019→; Trommelbremse	2	24.3727-0162.2	580162	L= 1.514
1.6	55	05/97→09/01						
1.6	74	05/97→09/01						
1.7 SDI	42	08/97→09/01						
1.8	66	05/97→09/01						
1.9 SDI	47	06/97→09/01						
1.9 SDI	50	08/99→09/01						
1.9 TDI	66	05/97→09/01						
1.9 TDI	81	06/98→09/01	➔	⏏; Scheibenbremse	2	24.3727-0165.2	580165	L= 1.641
<b>VW - SCIROCCO (137, 138) 05/08→11/17</b>								
 <b>Seilzug, Feststellbremse</b>								
1.4 TSI	90	08/08→11/17	➔	⏏; 09/08→; Scheibenbremse	2	24.3727-0195.2	580195	L= 1.447
1.4 TSI	92	11/13→11/17	➔	⏏; Scheibenbremse	2	24.3727-0195.2	580195	L= 1.447
1.4 TSI	110	07/15→11/17						
2.0 R	188	11/09→11/17						
2.0 R	195	11/09→11/17						
2.0 TDI	100	11/10→11/17						
2.0 TDI	110	11/13→11/17						
2.0 TDI	125	05/09→11/17						
2.0 TDI	130	01/13→11/17						
2.0 TDI	135	05/14→11/17						
2.0 TSI	132	11/13→11/17						
2.0 TSI	155	11/09→11/17						
2.0 TSI	162	11/13→11/17						
1.4 TSI	118	05/08→11/17	➔	⏏; 08/08→; Scheibenbremse	2	24.3727-0195.2	580195	L= 1.447
2.0 TSI	147	05/08→11/09						
2.0 R	206	05/14→11/17	➔	⏏; 08/14→; Scheibenbremse	2	24.3727-0195.2	580195	L= 1.447
2.0 TDI	103	08/08→11/17	➔	⏏; 10/08→; Scheibenbremse	2	24.3727-0195.2	580195	L= 1.447
<b>VW - SHARAN (7M8, 7M9, 7M6) 05/95→03/10</b>								
 <b>Seilzug, Feststellbremse</b>								
1.8 T 20V	110	09/97→03/10	➔	⏏; → 7M-1-070000; Scheibenbremse	2	24.3727-0163.2	580163	L= 1.293
			➔	⏏; 7M-2-000001→; Scheibenbremse	2	24.3727-3404.2	583404	L= 1.320
1.9 TDI	66	09/95→03/10	➔	⏏; Scheibenbremse	2	24.3727-0163.2	580163	L= 1.293
1.9 TDI	81	09/96→04/00						
1.9 TDI	96	11/02→03/10						
2.0	85	09/95→03/10						
2.0 16V	110	09/95→02/00						
2.0 LPG	85	04/06→03/10						
2.8 VR6	128	09/95→04/00						
2.8 VR6 Syncro	128	11/96→04/00						
1.9 TDI	85	04/00→03/10	➔	⏏; 05/00→; Scheibenbremse	2	24.3727-0163.2	580163	L= 1.293
1.9 TDI 4motion	85	04/00→03/10	➔	⏏; 05/00→; Scheibenbremse	2	24.3727-3404.2	583404	L= 1.320
2.0 TDI	103	11/05→03/10	➔	⏏; Scheibenbremse	2	24.3727-0163.2	580163	L= 1.293
						24.3727-3404.2	583404	L= 1.320
2.8 V6 24V	150	04/00→03/10	➔	⏏; Scheibenbremse	2	24.3727-3404.2	583404	L= 1.320
2.8 V6 24V 4motion	150	04/00→03/10						

	kw				!#		
<b>VW - TARO 04/89→03/97</b>							
 <b>Radbremszylinder</b>							
2.4 D	58	07/94→03/97	➔	→ 7A-RH010000		24.3222-1740.3 020566	Ø 22,2 GG
2.4 D	61	06/89→03/97					
 <b>Bremsbackensatz</b>							
2.4 D	58	07/94→03/97	➔	→ 7A-RH010000		03.0137-0226.2 650226	Ø 254 x 58
2.4 D	61	06/89→03/97					
<b>VW - TOUAREG (7LA, 7L6, 7L7) 10/02→01/13</b>							
 <b>Bremsbackensatz, Feststellbremse</b>							
2.5 R5 TDI	120	08/03→05/10	➔	+PR 1KE; → 03/10		03.0137-0419.2 650419	Ø 185 x 30
2.5 R5 TDI	128	01/03→05/10					
3.0 TDI	155	04/06→05/10	➔	+PR 1KF;1KQ;2ED; → 03/10		03.0137-0451.2 650451	Ø 210 x 30
3.0 V6 TDI	165	11/04→05/10					
3.0 V6 TDI	176	11/07→05/10					
3.2 V6	162	10/02→11/06	➔	11/02→; +PR 1KE; → 12/05		03.0137-0419.2 650419	Ø 185 x 30
			➔	11/02→; +PR 1KF;1KQ;2ED; → 12/05		03.0137-0451.2 650451	Ø 210 x 30
3.2 V6	177	11/04→11/06	➔	+PR 1KE; → 12/05		03.0137-0419.2 650419	Ø 185 x 30
			➔	+PR 1KF;1KQ;2ED; → 12/05		03.0137-0451.2 650451	Ø 210 x 30
3.6 V6 FSI	206	10/05→05/10	➔	01/06→ 03/10; +PR 1KE		03.0137-0419.2 650419	Ø 185 x 30
			➔	01/06→ 03/10; +PR 1KF;1KQ;2ED		03.0137-0451.2 650451	Ø 210 x 30
4.2 V8	228	12/02→11/06	➔	+PR 1KE		03.0137-0419.2 650419	Ø 185 x 30
			➔	+PR 1KF;1KQ;2ED		03.0137-0451.2 650451	Ø 210 x 30
4.2 V8 FSI	257	06/06→05/10	➔	12/06→ 03/10; +PR 1KE		03.0137-0419.2 650419	Ø 185 x 30
			➔	12/06→ 03/10; +PR 1KF;1KQ;2ED		03.0137-0451.2 650451	Ø 210 x 30
5.0 R50 TDI	257	08/07→05/10	➔	01/08→ 03/10; +PR 1KE		03.0137-0419.2 650419	Ø 185 x 30
			➔	01/08→ 03/10; +PR 1KF;1KQ;2ED		03.0137-0451.2 650451	Ø 210 x 30
5.0 V10 TDI	230	10/02→05/10	➔	11/02→; +PR 1KE; → 03/10		03.0137-0419.2 650419	Ø 185 x 30
			➔	11/02→; +PR 1KF;1KQ;2ED; → 03/10		03.0137-0451.2 650451	Ø 210 x 30
6.0 W12	331	08/04→05/10	➔	+PR 1KE; → 11/06		03.0137-0419.2 650419	Ø 185 x 30
			➔	+PR 1KF;1KQ;2ED; → 11/06		03.0137-0451.2 650451	Ø 210 x 30
<b>Zubehörsatz, Feststellbremsbacken</b>							
2.5 R5 TDI	120	08/03→05/10	➔	+PR 1KF;1KQ;2ED; → 03/10		03.0137-9288.2 669288	
2.5 R5 TDI	128	01/03→05/10					
3.0 TDI	155	04/06→05/10	➔	+PR 1KE; → 03/10		03.0137-9288.2 669288	
3.0 V6 TDI	165	11/04→05/10					
3.0 V6 TDI	176	11/07→05/10					
3.2 V6	162	10/02→11/06	➔	11/02→; +PR 1KF;1KQ;2ED; → 12/05		03.0137-9288.2 669288	
			➔	11/02→; +PR 1KE; → 12/05		03.0137-9288.2 669288	
3.2 V6	177	11/04→11/06	➔	+PR 1KE; → 12/05		03.0137-9288.2 669288	
			➔	+PR 1KF;1KQ;2ED; → 12/05		03.0137-9288.2 669288	
3.6 V6 FSI	206	10/05→05/10	➔	01/06→ 03/10; +PR 1KF;1KQ;2ED		03.0137-9288.2 669288	
			➔	01/06→ 03/10; +PR 1KE		03.0137-9288.2 669288	
4.2 V8	228	12/02→11/06	➔	+PR 1KE		03.0137-9288.2 669288	
			➔	+PR 1KF;1KQ;2ED		03.0137-9288.2 669288	
4.2 V8 FSI	257	06/06→05/10	➔	12/06→ 03/10; +PR 1KF;1KQ;2ED		03.0137-9288.2 669288	
			➔	12/06→ 03/10; +PR 1KE		03.0137-9288.2 669288	
5.0 R50 TDI	257	08/07→05/10	➔	01/08→ 03/10; +PR 1KE		03.0137-9288.2 669288	
			➔	01/08→ 03/10; +PR 1KF;1KQ;2ED		03.0137-9288.2 669288	
5.0 V10 TDI	230	10/02→05/10	➔	11/02→; +PR 1KE; → 03/10		03.0137-9288.2 669288	
			➔	11/02→; +PR 1KF;1KQ;2ED; → 03/10		03.0137-9288.2 669288	
6.0 W12	331	08/04→05/10	➔	+PR 1KF;1KQ;2ED; → 11/06		03.0137-9288.2 669288	
			➔	+PR 1KE; → 11/06		03.0137-9288.2 669288	
<b>Reparatursatz, Automatische Nachstellung</b>							
2.5 R5 TDI	120	08/03→05/10		+PR 1KE; → 03/10		03.0137-9700.2 669700	
2.5 R5 TDI	128	01/03→05/10				03.0137-9702.2 669702	
3.0 TDI	155	04/06→05/10		+PR 1KF;1KQ;2ED; → 03/10		03.0137-9700.2 669700	
3.0 V6 TDI	165	11/04→05/10				03.0137-9702.2 669702	
3.0 V6 TDI	176	11/07→05/10				03.0137-9702.2 669702	
3.2 V6	162	10/02→11/06		11/02→; +PR 1KF;1KQ;2ED; → 12/05		03.0137-9700.2 669700	
↓							























	kw				!#		
<b>VW - TOUAREG (7LA, 7L6, 7L7) 10/02→01/13</b>							
<b>Reparatursatz, Automatische Nachstellung</b>							
3.2 V6	162	10/02→11/06		11/02→; +PR 1KF;1KQ;2ED; → 12/05		03.0137-9702.2	669702
				11/02→; +PR 1KE; → 12/05		03.0137-9700.2	669700
						03.0137-9702.2	669702
3.2 V6	177	11/04→11/06		+PR 1KF;1KQ;2ED; → 12/05		03.0137-9700.2	669700
				+PR 1KE; → 12/05		03.0137-9700.2	669700
						03.0137-9702.2	669702
3.6 V6 FSI	206	10/05→05/10		01/06→ 03/10; +PR 1KE		03.0137-9700.2	669700
				01/06→ 03/10; +PR 1KF;1KQ;2ED		03.0137-9700.2	669700
						03.0137-9702.2	669702
4.2 V8	228	12/02→11/06		+PR 1KE		03.0137-9700.2	669700
				+PR 1KF;1KQ;2ED		03.0137-9700.2	669700
						03.0137-9702.2	669702
4.2 V8 FSI	257	06/06→05/10		12/06→ 03/10; +PR 1KF;1KQ;2ED		03.0137-9700.2	669700
				12/06→ 03/10; +PR 1KE		03.0137-9700.2	669700
						03.0137-9702.2	669702
5.0 R50 TDI	257	08/07→05/10		01/08→ 03/10; +PR 1KE		03.0137-9700.2	669700
				01/08→ 03/10; +PR 1KF;1KQ;2ED		03.0137-9700.2	669700
						03.0137-9702.2	669702
5.0 V10 TDI	230	10/02→05/10		11/02→; +PR 1KE; → 03/10		03.0137-9700.2	669700
				11/02→; +PR 1KF;1KQ;2ED; → 03/10		03.0137-9700.2	669700
						03.0137-9702.2	669702
6.0 W12	331	08/04→05/10		+PR 1KE; → 11/06		03.0137-9700.2	669700
				+PR 1KF;1KQ;2ED; → 11/06		03.0137-9700.2	669700
						03.0137-9702.2	669702
























### Seilzug, Feststellbremse









2.5 R5 TDI	120	08/03→05/10	←	↑; für Linkslenker; → 03/10; Scheibenbremse	1	24.3727-3400.2	583400	L= 1.890
2.5 R5 TDI	128	01/03→05/10						
3.0 TDI	155	04/06→05/10	→	↓; → 03/10; Scheibenbremse	2	24.3727-3401.2	583401	L= 1.750
3.0 V6 TDI	165	11/04→05/10						
3.0 V6 TDI	176	11/07→05/10						
3.2 V6	162	10/02→11/06	←	↑; 11/02→; für Linkslenker; → 12/05; Scheibenbremse	1	24.3727-3400.2	583400	L= 1.890
			→	↓; 11/02→ 12/05; Scheibenbremse	2	24.3727-3401.2	583401	L= 1.750
3.2 V6	177	11/04→11/06	←	↑; für Linkslenker; → 12/05; Scheibenbremse	1	24.3727-3400.2	583400	L= 1.890
			→	↓; → 12/05; Scheibenbremse	2	24.3727-3401.2	583401	L= 1.750
3.6 V6 FSI	206	10/05→05/10	←	↑; 01/06→ 03/10; für Linkslenker; Scheibenbremse	1	24.3727-3400.2	583400	L= 1.890
			→	↓; 01/06→ 03/10; Scheibenbremse	2	24.3727-3401.2	583401	L= 1.750
4.2 V8	228	12/02→11/06	←	↑; für Linkslenker; Scheibenbremse	1	24.3727-3400.2	583400	L= 1.890
			→	↓; Scheibenbremse	2	24.3727-3401.2	583401	L= 1.750
4.2 V8 FSI	257	06/06→05/10	←	↑; 12/06→ 03/10; für Linkslenker; Scheibenbremse	1	24.3727-3400.2	583400	L= 1.890
			→	↓; 12/06→ 03/10; Scheibenbremse	2	24.3727-3401.2	583401	L= 1.750
5.0 R50 TDI	257	08/07→05/10	←	↑; 01/08→ 03/10; für Linkslenker; Scheibenbremse	1	24.3727-3400.2	583400	L= 1.890
			→	↓; 01/08→ 03/10; Scheibenbremse	2	24.3727-3401.2	583401	L= 1.750
5.0 V10 TDI	230	10/02→05/10	←	↑; 11/02→; für Linkslenker; → 03/10; Scheibenbremse	1	24.3727-3400.2	583400	L= 1.890
			→	↓; 11/02→ 03/10; Scheibenbremse	2	24.3727-3401.2	583401	L= 1.750
6.0 W12	331	08/04→05/10	←	↑; für Linkslenker; → 11/06; Scheibenbremse	1	24.3727-3400.2	583400	L= 1.890
			→	↓; → 11/06; Scheibenbremse	2	24.3727-3401.2	583401	L= 1.750

	kw				!#		
<b>VW - TOUAREG (7P5, 7P6) 01/10→03/18</b>							
 <b>Bremsbackensatz, Feststellbremse</b>							
3.0 V6 TDI	150	01/10→		04/10→		<b>03.0137-3019.2 653019</b>	Ø 210 x 30 - HEB
3.0 V6 TDI	176	01/10→					
4.2 V8 TDI	250	01/10→					
3.0 V6 TDI	165	06/10→				<b>03.0137-3019.2 653019</b>	Ø 210 x 30 - HEB
3.0 V6 TDI	180	05/11→					
3.0 V6 TDI	193	09/14→					
3.0 V6 TSI	213	08/10→					
3.0 V6 TSI Hybrid	245	04/10→					
3.6 V6 FSI	183	08/10→					
3.6 V6 FSI	206	04/10→					
4.2 V8 FSI	265	01/11→					
<b>VW - TOURAN (1T1, 1T2) 02/03→05/10</b>							
 <b>Seilzug, Feststellbremse</b>							
1.4 FSI	125	11/06→05/10	➡	⬇; → 1T-6-120000; Scheibenbremse	2	<b>24.3727-0186.2 580186</b>	L= 1.563
1.6	75	07/03→05/10				<b>24.3727-3407.2 583407</b>	L= 1.561
1.6 FSI	85	02/03→01/07					
1.9 TDI	66	11/04→05/10	➡	⬇; 1T-6-120001→	2	<b>24.3727-0196.2 580196</b>	L= 1.561
1.9 TDI	74	02/03→05/04					
1.9 TDI	77	08/03→05/10					
2.0 FSI	110	10/03→01/07					
2.0 TDI	103	12/05→05/10					
2.0 TDI 16V	103	08/03→05/10					
1.4 TSI	103	02/06→05/10	➡	⬇; 09/06→; → 1T-6-120000; Scheibenbremse	2	<b>24.3727-0186.2 580186</b>	L= 1.563
				⬇; 1T-6-120001→	2	<b>24.3727-3407.2 583407</b>	L= 1.561
				⬇; 1T-6-120001→	2	<b>24.3727-0196.2 580196</b>	L= 1.561
2.0 TDI	100	02/03→05/10	➡	⬇; 08/03→; → 1T-6-120000; Scheibenbremse	2	<b>24.3727-0186.2 580186</b>	L= 1.563
				⬇; 1T-6-120001→	2	<b>24.3727-3407.2 583407</b>	L= 1.561
				⬇; 1T-6-120001→	2	<b>24.3727-0196.2 580196</b>	L= 1.561
2.0 TDI	125	12/05→05/10	➡	⬇; 02/06→; → 1T-6-120000; Scheibenbremse	2	<b>24.3727-0186.2 580186</b>	L= 1.563
				⬇; 1T-6-120001→	2	<b>24.3727-3407.2 583407</b>	L= 1.561
				⬇; 1T-6-120001→	2	<b>24.3727-0196.2 580196</b>	L= 1.561
<b>VW - TOURAN (1T3) 05/10→05/15</b>							
 <b>Seilzug, Feststellbremse</b>							
1.2 TSI	77	05/10→05/15	➡	⬇; → 1T-6-120000; Scheibenbremse	2	<b>24.3727-0186.2 580186</b>	L= 1.563
1.4 TSI	103	05/10→05/15				<b>24.3727-3407.2 583407</b>	L= 1.561
1.4 TSI	125	05/10→05/15					
1.6 TDI	66	05/10→05/15	➡	⬇; 1T-6-120001→	2	<b>24.3727-0196.2 580196</b>	L= 1.561
1.6 TDI	77	05/10→05/15					
2.0 TDI	81	11/10→05/15					
2.0 TDI	103	05/10→05/15					
2.0 TDI	125	05/10→01/13					
2.0 TDI	130	01/13→05/15	➡	⬇	2	<b>24.3727-0196.2 580196</b>	L= 1.561
<b>VW - TRANSPORTER T4 Bus (70B, 70C, 7DB, 7DK, 70J, 70K, 7DC, 7DJ) 09/90→06/03</b>							
 <b>Radbremszylinder</b>							
1.9 TD	50	10/92→04/03	➡	→ 70-T-199999		<b>24.3220-0910.3 020211</b>	Ø 20,64 GG
2.0	62	09/90→04/03					
2.4 D	55	08/97→04/03					
2.4 D	57	09/90→04/98					
2.5	81	11/90→06/03					
2.5	85	08/96→04/03					
2.5 Syncro	81	11/92→04/03					
2.5 Syncro	85	07/96→04/03					
2.5 TDI	65	05/98→04/03					
2.5 TDI	75	09/95→04/03					
2.5 TDI	111	05/98→04/03					
2.5 TDI Syncro	75	01/96→04/03					
2.4 D Syncro	57	10/92→09/98	➡	11/92→; → 70-T-199999		<b>24.3220-0910.3 020211</b>	Ø 20,64 GG
<b>Zubehörsatz, Bremsbacken</b>							
1.9 TD	50	10/92→04/03	➡	→ 70-T-199999		<b>03.0137-9156.2 669156</b>	
2.0	62	09/90→04/03					
2.4 D	55	08/97→04/03					
2.4 D	57	09/90→04/98					
2.5	81	11/90→06/03					
2.5	85	08/96→04/03					
2.5 Syncro	81	11/92→04/03					
2.5 Syncro	85	07/96→04/03					
2.5 TDI	65	05/98→04/03					
2.5 TDI	75	09/95→04/03					
2.5 TDI	111	05/98→04/03					
2.5 TDI Syncro	75	01/96→04/03					
↓							






	kW				#		
<b>VW - TRANSPORTER T4 Bus (70B, 70C, 7DB, 7DK, 70J, 70K, 7DC, 7DJ) 09/90→06/03</b>							
<b>Zubehörsatz, Bremsbacken</b>							
2.4 D Syncro	57	10/92→09/98	➡	11/92→; → 70-T-199999		03.0137-9156.2 669156	
<b> Bremstrommel</b>							
1.9 TD	50	10/92→04/03	➡	→ 70-T-199999		24.0226-8001.1 480051	Ø 268,0 x 68,4 / 269,5
2.0	62	09/90→04/03					
2.4 D	55	08/97→04/03					
2.4 D	57	09/90→04/98					
2.5	81	11/90→06/03					
2.5	85	08/96→04/03					
2.5 Syncro	81	11/92→04/03					
2.5 Syncro	85	07/96→04/03					
2.5 TDI	65	05/98→04/03					
2.5 TDI	75	09/95→04/03					
2.5 TDI	111	05/98→04/03					
2.5 TDI Syncro	75	01/96→04/03					
2.4 D Syncro	57	10/92→09/98	➡	11/92→; → 70-T-199999		24.0226-8001.1 480051	Ø 268,0 x 68,4 / 269,5
<b> Bremsbackensatz</b>							
1.9 TD	50	10/92→04/03	➡	→ 70-T-199999		03.0137-0256.2 650256	Ø 268 x 56 + HEB
2.0	62	09/90→04/03				03.0420-3420.3 683420	BDX Ø 268 x 56 Ø 20,64 + RZ / + Zub Kit
2.4 D	55	08/97→04/03					
2.4 D	57	09/90→04/98					
2.5	81	11/90→06/03					
2.5	85	08/96→04/03					
2.5 Syncro	81	11/92→04/03					
2.5 Syncro	85	07/96→04/03					
2.5 TDI	65	05/98→04/03					
2.5 TDI	75	09/95→04/03					
2.5 TDI	111	05/98→04/03					
2.5 TDI Syncro	75	01/96→04/03					
2.4 D Syncro	57	10/92→09/98	➡	11/92→; → 70-T-199999		03.0137-0256.2 650256 03.0420-3420.3 683420	Ø 268 x 56 + HEB BDX Ø 268 x 56 Ø 20,64 + RZ / + Zub Kit
<b> Seilzug, Feststellbremse</b>							
1.9 TD	50	10/92→04/03	➡	⏴; → 70-T-199999; Trommelbremse	2	24.3727-0131.2 580131	L= 844
2.0	62	09/90→04/03	➡	⏴; 70-T-200000→ 70-V-120000; Scheibenbremse	2	24.3727-0157.2 580157	L= 949
2.4 D	55	08/97→04/03					
2.4 D	57	09/90→04/98					
2.5	81	11/90→06/03	➡	⏴; 70-V-120001→ 70-W-039000; Scheibenbremse	2	24.3727-0177.2 580177	L= 953
2.5	85	08/96→04/03					
2.5 Syncro	81	11/92→04/03	➡	⏴; 70-W-039001→	2	24.3727-0177.2 580177	L= 953
2.5 Syncro	85	07/96→04/03					
2.5 TDI	65	05/98→04/03					
2.5 TDI	75	09/95→04/03					
2.5 TDI	111	05/98→04/03					
2.5 TDI Syncro	75	01/96→04/03					
2.4 D Syncro	57	10/92→09/98	➡	⏴; 11/92→; → 70-T-199999; Trommelbremse	2	24.3727-0131.2 580131	L= 844
			➡	⏴; 70-T-200000→ 70-V-120000; Scheibenbremse	2	24.3727-0157.2 580157	L= 949
			➡	⏴; 70-V-120001→ 70-W-039000; Scheibenbremse	2	24.3727-0177.2 580177	L= 953
			➡	⏴; 70-W-039001→	2	24.3727-0177.2 580177	L= 953
2.8 VR6	150	04/00→04/03	➡	⏴; 70-T-200000→ 70-V-120000; Scheibenbremse	2	24.3727-0157.2 580157	L= 949
2.8 VR 6	103	11/95→04/00	➡	⏴; 70-V-120001→ 70-W-039000; Scheibenbremse	2	24.3727-0177.2 580177	L= 953
			➡	⏴; 70-W-039001→	2	24.3727-0177.2 580177	L= 953
<b>VW - TRANSPORTER T4 Kasten (70A, 70H, 7DA, 7DH) 07/90→04/03</b>							
<b> Radbremszylinder</b>							
1.9 TD	50	10/92→04/03	➡	→ 70-T-199999		24.3220-0910.3 020211	Ø 20,64 GG
2.0	62	07/90→04/03					
2.4 D	55	08/97→04/03					
2.4 D	57	07/90→04/98					
2.5	81	11/90→04/03					
2.5	85	08/96→04/03					
2.5 Syncro	85	08/96→04/03					
2.5 TDI	65	12/98→04/03					
2.5 TDI	75	09/95→04/03					
2.5 TDI	111	09/00→04/03					
2.5 TDI Syncro	75	09/95→04/03					
2.4 D Syncro	57	10/92→09/98	➡	11/92→; → 70-T-199999		24.3220-0910.3 020211	Ø 20,64 GG
2.5 Syncro	81	10/92→04/03					
			↓				









	kW				#			
<b>VW - TRANSPORTER T4 Kasten (70A, 70H, 7DA, 7DH) 07/90→04/03</b>								
<b>Zubehörsatz, Bremsbacken</b>								
1.9 TD	50	10/92→04/03	➔	→ 70-T-199999		03.0137-9156.2	669156	
2.0	62	07/90→04/03						
2.4 D	55	08/97→04/03						
2.4 D	57	07/90→04/98						
2.5	81	11/90→04/03						
2.5	85	08/96→04/03						
2.5 Syncro	85	08/96→04/03						
2.5 TDI	65	12/98→04/03						
2.5 TDI	75	09/95→04/03						
2.5 TDI	111	09/00→04/03						
2.5 TDI Syncro	75	09/95→04/03						
2.4 D Syncro	57	10/92→09/98	➔	11/92→; → 70-T-199999		03.0137-9156.2	669156	
2.5 Syncro	81	10/92→04/03						
<b> Bremstrommel</b>								
1.9 TD	50	10/92→04/03	➔	→ 70-T-199999		24.0226-8001.1	480051	Ø 268,0 x 68,4 / 269,5
2.0	62	07/90→04/03						
2.4 D	55	08/97→04/03						
2.4 D	57	07/90→04/98						
2.5	81	11/90→04/03						
2.5	85	08/96→04/03						
2.5 Syncro	85	08/96→04/03						
2.5 TDI	65	12/98→04/03						
2.5 TDI	75	09/95→04/03						
2.5 TDI	111	09/00→04/03						
2.5 TDI Syncro	75	09/95→04/03						
2.4 D Syncro	57	10/92→09/98	➔	11/92→; → 70-T-199999		24.0226-8001.1	480051	Ø 268,0 x 68,4 / 269,5
2.5 Syncro	81	10/92→04/03						
<b> Bremsbackensatz</b>								
1.9 TD	50	10/92→04/03	➔	→ 70-T-199999		03.0137-0256.2	650256	Ø 268 x 56 + HEB
2.0	62	07/90→04/03				03.0420-3420.3	683420	BDX Ø 268 x 56 Ø 20,64 + RZ / + Zub Kit
2.4 D	55	08/97→04/03						
2.4 D	57	07/90→04/98						
2.5	81	11/90→04/03						
2.5	85	08/96→04/03						
2.5 Syncro	85	08/96→04/03						
2.5 TDI	65	12/98→04/03						
2.5 TDI	75	09/95→04/03						
2.5 TDI	111	09/00→04/03						
2.5 TDI Syncro	75	09/95→04/03						
2.4 D Syncro	57	10/92→09/98	➔	11/92→; → 70-T-199999		03.0137-0256.2	650256	Ø 268 x 56 + HEB
2.5 Syncro	81	10/92→04/03				03.0420-3420.3	683420	BDX Ø 268 x 56 Ø 20,64 + RZ / + Zub Kit
<b> Seilzug, Feststellbremse</b>								
1.9 TD	50	10/92→04/03	➔	⬇; → 70-T-199999; Trommelbremse	2	24.3727-0131.2	580131	L= 844
2.0	62	07/90→04/03	➔	⬇; 70-T-200000→ 70-V-120000;	2	24.3727-0157.2	580157	L= 949
2.4 D	55	08/97→04/03		Scheibenbremse				
2.4 D	57	07/90→04/98						
2.5	81	11/90→04/03	➔	⬇; 70-V-120001→ 70-W-039000;	2	24.3727-0177.2	580177	L= 953
2.5	85	08/96→04/03		Scheibenbremse				
2.5 Syncro	85	08/96→04/03	➔	⬇; 70-W-039001→	2	24.3727-0177.2	580177	L= 953
2.5 TDI	65	12/98→04/03						
2.5 TDI	75	09/95→04/03						
2.5 TDI	111	09/00→04/03						
2.5 TDI Syncro	75	09/95→04/03						
2.4 D Syncro	57	10/92→09/98	➔	⬇; 11/92→; → 70-T-199999;	2	24.3727-0131.2	580131	L= 844
2.5 Syncro	81	10/92→04/03		Trommelbremse				
			➔	⬇; 70-T-200000→ 70-V-120000;	2	24.3727-0157.2	580157	L= 949
				Scheibenbremse				
			➔	⬇; 70-V-120001→ 70-W-039000;	2	24.3727-0177.2	580177	L= 953
				Scheibenbremse				
			➔	⬇; 70-W-039001→	2	24.3727-0177.2	580177	L= 953
2.8 VR6	103	05/96→05/00	➔	⬇; 70-T-200000→ 70-V-120000;	2	24.3727-0157.2	580157	L= 949
2.8 VR6	150	06/00→04/03		Scheibenbremse				
			➔	⬇; 70-V-120001→ 70-W-039000;	2	24.3727-0177.2	580177	L= 953
				Scheibenbremse				
			➔	⬇; 70-W-039001→	2	24.3727-0177.2	580177	L= 953
<b>VW - TRANSPORTER T4 Pritsche/Fahrgestell (70E, 70L, 70M, 7DE, 7DL) 07/90→04/03</b>								
<b> Radbremszylinder</b>								
1.9 TD	50	10/92→04/03	➔	→ 70-T-199999		24.3220-0910.3	020211	Ø 20,64 GG
2.0	62	07/90→04/03						
2.4 D	55	08/97→04/03						
2.4 D	57	09/90→04/98						
2.5	81	11/90→04/03						
↓								







	kW				#		
<b>VW - TRANSPORTER T4 Pritsche/Fahrgestell (70E, 70L, 70M, 7DE, 7DL 07/90→04/03)</b>							
<b> Radbremszylinder</b>							
2.5	85	08/96→04/03	➔	→ 70-T-199999		24.3220-0910.3 020211	Ø 20,64 GG
2.5 Syncro	85	08/96→04/03					
2.5 TDI	65	05/98→04/03					
2.5 TDI	75	09/95→04/03					
2.5 TDI Syncro	75	05/98→04/03					
2.4 D Syncro	57	10/92→09/98	➔	11/92→; → 70-T-199999		24.3220-0910.3 020211	Ø 20,64 GG
2.5 Syncro	81	10/92→04/03					
<b>Zubehörsatz, Bremsbacken</b>							
1.9 TD	50	10/92→04/03	➔	→ 70-T-199999		03.0137-9156.2 669156	
2.0	62	07/90→04/03					
2.4 D	55	08/97→04/03					
2.4 D	57	09/90→04/98					
2.5	81	11/90→04/03					
2.5	85	08/96→04/03					
2.5 Syncro	85	08/96→04/03					
2.5 TDI	65	05/98→04/03					
2.5 TDI	75	09/95→04/03					
2.5 TDI Syncro	75	05/98→04/03					
2.4 D Syncro	57	10/92→09/98	➔	11/92→; → 70-T-199999		03.0137-9156.2 669156	
2.5 Syncro	81	10/92→04/03					
<b> Bremstrommel</b>							
1.9 TD	50	10/92→04/03	➔	→ 70-T-199999		24.0226-8001.1 480051	Ø 268,0 x 68,4 / 269,5
2.0	62	07/90→04/03					
2.4 D	55	08/97→04/03					
2.4 D	57	09/90→04/98					
2.5	81	11/90→04/03					
2.5	85	08/96→04/03					
2.5 Syncro	85	08/96→04/03					
2.5 TDI	65	05/98→04/03					
2.5 TDI	75	09/95→04/03					
2.5 TDI Syncro	75	05/98→04/03					
2.4 D Syncro	57	10/92→09/98	➔	11/92→; → 70-T-199999		24.0226-8001.1 480051	Ø 268,0 x 68,4 / 269,5
2.5 Syncro	81	10/92→04/03					
<b> Bremsbackensatz</b>							
1.9 TD	50	10/92→04/03	➔	→ 70-T-199999		03.0137-0256.2 650256	Ø 268 x 56 + HEB
2.0	62	07/90→04/03				03.0420-3420.3 683420	BDX Ø 268 x 56 Ø 20,64 + RZ / + Zub Kit
2.4 D	55	08/97→04/03					
2.4 D	57	09/90→04/98					
2.5	81	11/90→04/03					
2.5	85	08/96→04/03					
2.5 Syncro	85	08/96→04/03					
2.5 TDI	65	05/98→04/03					
2.5 TDI	75	09/95→04/03					
2.5 TDI Syncro	75	05/98→04/03					
2.4 D Syncro	57	10/92→09/98	➔	11/92→; → 70-T-199999		03.0137-0256.2 650256	Ø 268 x 56 + HEB
2.5 Syncro	81	10/92→04/03				03.0420-3420.3 683420	BDX Ø 268 x 56 Ø 20,64 + RZ / + Zub Kit
<b> Seilzug, Feststellbremse</b>							
1.9 TD	50	10/92→04/03	➔	☒; → 70-T-199999; Trommelbremse	2	24.3727-0131.2 580131	L= 844
2.0	62	07/90→04/03					
2.4 D	55	08/97→04/03	➔	☒; 70-T-200000→ 70-V-120000; Scheibenbremse	2	24.3727-0157.2 580157	L= 949
2.4 D	57	09/90→04/98					
2.5	81	11/90→04/03	➔	☒; 70-V-120001→ 70-W-039000; Scheibenbremse	2	24.3727-0177.2 580177	L= 953
2.5	85	08/96→04/03					
2.5 Syncro	85	08/96→04/03	➔	☒; 70-W-039001→	2	24.3727-0177.2 580177	L= 953
2.5 TDI	65	05/98→04/03					
2.5 TDI	75	09/95→04/03					
2.5 TDI Syncro	75	05/98→04/03					
2.4 D Syncro	57	10/92→09/98	➔	☒; 11/92→; → 70-T-199999; Trommelbremse	2	24.3727-0131.2 580131	L= 844
2.5 Syncro	81	10/92→04/03					
			➔	☒; 70-T-200000→ 70-V-120000; Scheibenbremse	2	24.3727-0157.2 580157	L= 949
			➔	☒; 70-V-120001→ 70-W-039000; Scheibenbremse	2	24.3727-0177.2 580177	L= 953
			➔	☒; 70-W-039001→	2	24.3727-0177.2 580177	L= 953
<b>VW - TRANSPORTER T5 Bus (7HB, 7HJ, 7EB, 7EJ, 7EF, 7EG, 7HF, 7EC) 04/03→08/15</b>							
<b> Bremsbackensatz, Feststellbremse</b>							
1.9 TDI	62	01/06→11/09	➔			03.0137-0419.2 650419	Ø 185 x 30
1.9 TDI	63	04/03→11/09					
1.9 TDI	75	06/06→11/09					
1.9 TDI	77	04/03→11/09					
2.0	85	11/03→08/15					
2.0 BiTDI	132	09/09→08/15					










	kW				#		
<b>VW - TRANSPORTER T5 Bus (7HB, 7HJ, 7EB, 7EJ, 7EF, 7EG, 7HF, 7EC) 04/03→08/15</b>							
<b> Bremsbackensatz, Feststellbremse</b>							
2.0 BiTDI 4motion	132	09/09→08/15	➔			03.0137-0419.2 650419	Ø 185 x 30
2.0 TDI	62	09/09→08/15					
2.0 TDI	75	09/09→08/15					
2.0 TDI	100	05/10→08/15					
2.0 TDI	103	09/09→08/15					
2.0 TDI 4motion	100	05/10→08/15					
2.0 TDI 4motion	103	09/09→08/15					
2.5 TDi	120	11/03→11/09					
2.5 TDI	96	04/03→11/09					
2.5 TDI	128	04/03→11/09					
2.5 TDI 4motion	96	07/04→11/09					
2.5 TDI 4motion	128	07/04→11/09					
3.2 V6	170	02/04→06/04					
3.2 V6	173	02/04→11/09					
3.2 V6 4motion	173	11/03→11/09	➔	07/04→		03.0137-0419.2 650419	Ø 185 x 30
<b>Zubehörsatz, Feststellbremsbacken</b>							
1.9 TDI	62	01/06→11/09	➔			03.0137-9288.2 669288	
1.9 TDI	63	04/03→11/09					
1.9 TDI	75	06/06→11/09					
1.9 TDI	77	04/03→11/09					
2.0	85	11/03→08/15					
2.0 BiTDI	132	09/09→08/15					
2.0 BiTDI 4motion	132	09/09→08/15					
2.0 TDI	62	09/09→08/15					
2.0 TDI	75	09/09→08/15					
2.0 TDI	100	05/10→08/15					
2.0 TDI	103	09/09→08/15					
2.0 TDI 4motion	100	05/10→08/15					
2.0 TDI 4motion	103	09/09→08/15					
2.5 TDi	120	11/03→11/09					
2.5 TDI	96	04/03→11/09					
2.5 TDI	128	04/03→11/09					
2.5 TDI 4motion	96	07/04→11/09					
2.5 TDI 4motion	128	07/04→11/09					
3.2 V6	170	02/04→06/04					
3.2 V6	173	02/04→11/09					
3.2 V6 4motion	173	11/03→11/09	➔	07/04→		03.0137-9288.2 669288	
<b>Reparaturatz, Automatische Nachstellung</b>							
1.9 TDI	62	01/06→11/09				03.0137-9700.2 669700	
1.9 TDI	63	04/03→11/09				03.0137-9702.2 669702	
1.9 TDI	75	06/06→11/09					
1.9 TDI	77	04/03→11/09					
2.0	85	11/03→08/15					
2.0 BiTDI	132	09/09→08/15					
2.0 BiTDI 4motion	132	09/09→08/15					
2.0 TDI	62	09/09→08/15					
2.0 TDI	75	09/09→08/15					
2.0 TDI	100	05/10→08/15					
2.0 TDI	103	09/09→08/15					
2.0 TDI 4motion	100	05/10→08/15					
2.0 TDI 4motion	103	09/09→08/15					
2.5 TDi	120	11/03→11/09					
2.5 TDI	96	04/03→11/09					
2.5 TDI	128	04/03→11/09					
2.5 TDI 4motion	96	07/04→11/09					
2.5 TDI 4motion	128	07/04→11/09					
3.2 V6	170	02/04→06/04					
3.2 V6	173	02/04→11/09					
3.2 V6 4motion	173	11/03→11/09		07/04→		03.0137-9700.2 669700 03.0137-9702.2 669702	
<b> Seilzug, Feststellbremse</b>							
1.9 TDI	62	01/06→11/09	➔	↓; +PR 0E1,0E2,0WL,0WN / 0WM,0WP,0WQ; Scheibenbremse	2	24.3727-0184.2 580184	L= 1.303
1.9 TDI	63	04/03→11/09					
1.9 TDI	75	06/06→11/09					
1.9 TDI	77	04/03→11/09					
2.0	85	11/03→08/15					
2.0 BiTDI	132	09/09→08/15					
2.0 TDI	62	09/09→08/15					
2.0 TDI	75	09/09→08/15					
2.0 TDI	100	05/10→08/15					
2.0 TDI	103	09/09→08/15					
2.5 TDi	120	11/03→11/09					
2.5 TDI	96	04/03→11/09					
2.5 TDI	128	04/03→11/09					
3.2 V6	170	02/04→06/04					
3.2 V6	173	02/04→11/09					
↓							












	kW			#		
<b>VW - TRANSPORTER T5 Bus (7HB, 7HJ, 7EB, 7EJ, 7EF, 7EG, 7HF, 7EC) 04/03→08/15</b>						
<b>Seilzug, Feststellbremse</b>						
2.0 BiTDI 4motion	132	09/09→08/15	➔	↓; 7H-A-200001→; Scheibenbremse; +PR G0C,G0K,G1C	2	24.3727-0184.2 580184 L= 1.303
2.0 TDI 4motion	100	05/10→08/15				
2.0 TDI 4motion	103	09/09→08/15				
2.5 TDI 4motion	96	07/04→11/09				
2.5 TDI 4motion	128	07/04→11/09				
3.2 V6 4motion	173	11/03→11/09				
2.0 TDI	84	05/11→08/15	➔	↓; Scheibenbremse; +PR G0C,G0K,G1C	2	24.3727-0184.2 580184 L= 1.303
2.0 TSI	110	07/12→08/15				
2.0 TSI	150	05/11→08/15				
2.0 TSI 4motion	150	07/11→08/15				
<b>VW - TRANSPORTER T5 Kasten (7HA, 7HH, 7EA, 7EH) 04/03→08/15</b>						
<b>Bremsbackensatz, Feststellbremse</b>						
1.9 TDI	62	01/06→11/09	➔			03.0137-0419.2 650419 Ø 185 x 30
1.9 TDI	63	04/03→11/09				
1.9 TDI	75	06/06→11/09				
1.9 TDI	77	04/03→11/09				
2.0	85	11/03→08/15				
2.0 BiFuel	85	05/11→08/15				
2.0 BiTDI	132	09/09→08/15				
2.0 BiTDI 4motion	132	09/09→08/15				
2.0 TDI	62	09/09→08/15				
2.0 TDI	75	09/09→08/15				
2.0 TDI	100	05/10→08/15				
2.0 TDI	103	09/09→08/15				
2.0 TDI 4motion	100	05/10→08/15				
2.0 TDI 4motion	103	09/09→08/15				
2.5 TDI	96	04/03→11/09				
2.5 TDI	128	04/03→11/09				
2.5 TDI 4motion	96	07/04→11/09				
2.5 TDI 4motion	128	07/04→11/09				
3.2 V6	170	04/03→06/04				
3.2 V6	173	02/04→11/09				
3.2 4motion	173	11/03→11/09	➔	07/04→		03.0137-0419.2 650419 Ø 185 x 30
<b>Zubehörsatz, Feststellbremsbacken</b>						
1.9 TDI	62	01/06→11/09	➔			03.0137-9288.2 669288
1.9 TDI	63	04/03→11/09				
1.9 TDI	75	06/06→11/09				
1.9 TDI	77	04/03→11/09				
2.0	85	11/03→08/15				
2.0 BiFuel	85	05/11→08/15				
2.0 BiTDI	132	09/09→08/15				
2.0 BiTDI 4motion	132	09/09→08/15				
2.0 TDI	62	09/09→08/15				
2.0 TDI	75	09/09→08/15				
2.0 TDI	100	05/10→08/15				
2.0 TDI	103	09/09→08/15				
2.0 TDI 4motion	100	05/10→08/15				
2.0 TDI 4motion	103	09/09→08/15				
2.5 TDI	96	04/03→11/09				
2.5 TDI	128	04/03→11/09				
2.5 TDI 4motion	96	07/04→11/09				
2.5 TDI 4motion	128	07/04→11/09				
3.2 V6	170	04/03→06/04				
3.2 V6	173	02/04→11/09				
3.2 4motion	173	11/03→11/09	➔	07/04→		03.0137-9288.2 669288
<b>Reparatursatz, Automatische Nachstellung</b>						
1.9 TDI	62	01/06→11/09				03.0137-9700.2 669700
1.9 TDI	63	04/03→11/09				03.0137-9702.2 669702
1.9 TDI	75	06/06→11/09				
1.9 TDI	77	04/03→11/09				
2.0	85	11/03→08/15				
2.0 BiFuel	85	05/11→08/15				
2.0 BiTDI	132	09/09→08/15				
2.0 BiTDI 4motion	132	09/09→08/15				
2.0 TDI	62	09/09→08/15				
2.0 TDI	75	09/09→08/15				
2.0 TDI	100	05/10→08/15				
2.0 TDI	103	09/09→08/15				
2.0 TDI 4motion	100	05/10→08/15				
2.0 TDI 4motion	103	09/09→08/15				
2.5 TDI	96	04/03→11/09				
2.5 TDI	128	04/03→11/09				
2.5 TDI 4motion	96	07/04→11/09				
2.5 TDI 4motion	128	07/04→11/09				
3.2 V6	170	04/03→06/04				
3.2 V6	173	02/04→11/09				
3.2 4motion	173	11/03→11/09		07/04→		03.0137-9700.2 669700







	kW				#		
<b>VW - TRANSPORTER T5 Kasten (7HA, 7HH, 7EA, 7EH) 04/03→08/15</b>							
<b>Reparaturatz, Automatische Nachstellung</b>							
3.2 4motion	173	11/03→11/09		07/04→		03.0137-9702.2 669702	
<b> Seilzug, Feststellbremse</b>							
1.9 TDI	62	01/06→11/09	➔	↓; +PR 0E1,0E2,0WL,0WN / 0WM,0WP,0WQ; Scheibenbremse	2	24.3727-0184.2 580184	L= 1.303
1.9 TDI	63	04/03→11/09					
1.9 TDI	75	06/06→11/09					
1.9 TDI	77	04/03→11/09					
2.0	85	11/03→08/15					
2.0 BiFuel	85	05/11→08/15					
2.0 BiTDI	132	09/09→08/15					
2.0 TDI	62	09/09→08/15					
2.0 TDI	75	09/09→08/15					
2.0 TDI	100	05/10→08/15					
2.0 TDI	103	09/09→08/15					
2.5 TDI	96	04/03→11/09					
2.5 TDI	128	04/03→11/09					
3.2 V6	170	04/03→06/04					
3.2 V6	173	02/04→11/09					
2.0 BiTDI 4motion	132	09/09→08/15	➔	↓; 7H-A-20001→; Scheibenbremse; +PR G0C,G0K,G1C	2	24.3727-0184.2 580184	L= 1.303
2.0 TDI 4motion	100	05/10→08/15					
2.0 TDI 4motion	103	09/09→08/15					
2.5 TDI 4motion	96	07/04→11/09					
2.5 TDI 4motion	128	07/04→11/09					
3.2 4motion	173	11/03→11/09					
2.0 TDI	84	05/11→08/15	➔	↓; Scheibenbremse; +PR G0C,G0K,G1C	2	24.3727-0184.2 580184	L= 1.303
2.0 TSI	110	07/12→08/15					
2.0 TSI	150	05/11→08/15					
2.0 TSI 4motion	150	07/11→08/15					
<b>VW - TRANSPORTER T5 Pritsche/Fahrgestell (7JD, 7JE, 7JL, 7JY, 7JZ 04/03→08/15</b>							
<b> Bremsbackensatz, Feststellbremse</b>							
1.9 TDI	62	01/06→11/09		+PR 0WR,0E0,0E9		03.0137-0419.2 650419	Ø 185 x 30
1.9 TDI	63	04/03→11/09					
1.9 TDI	75	06/06→11/09					
1.9 TDI	77	04/03→11/09					
2.0	85	11/03→05/13					
2.0 BiTDI	132	09/09→08/15					
2.0 BiTDI 4motion	132	09/09→08/15					
2.0 TDI	62	09/09→08/15					
2.0 TDI	75	09/09→08/15					
2.0 TDI	100	05/10→08/15					
2.0 TDI	103	09/09→08/15					
2.0 TDI 4motion	100	05/10→08/15					
2.0 TDI 4motion	103	09/09→08/15					
2.5 TDI	96	04/03→11/09					
2.5 TDI	128	04/03→11/09					
2.5 TDI 4motion	96	07/04→11/09					
3.2 V6	170	02/04→11/09					
3.2 V6	173	08/03→05/06					
2.5 TDI 4motion	128	04/04→11/09		07/04→; +PR 0WR,0E0,0E9		03.0137-0419.2 650419	Ø 185 x 30
3.2 4motion	170	11/03→11/09	➔	07/04→		03.0137-0419.2 650419	Ø 185 x 30
<b>Zubehörsatz, Feststellbremsbacken</b>							
1.9 TDI	62	01/06→11/09		+PR 0WR,0E0,0E9		03.0137-9288.2 669288	
1.9 TDI	63	04/03→11/09					
1.9 TDI	75	06/06→11/09					
1.9 TDI	77	04/03→11/09					
2.0	85	11/03→05/13					
2.0 BiTDI	132	09/09→08/15					
2.0 BiTDI 4motion	132	09/09→08/15					
2.0 TDI	62	09/09→08/15					
2.0 TDI	75	09/09→08/15					
2.0 TDI	100	05/10→08/15					
2.0 TDI	103	09/09→08/15					
2.0 TDI 4motion	100	05/10→08/15					
2.0 TDI 4motion	103	09/09→08/15					
2.5 TDI	96	04/03→11/09					
2.5 TDI	128	04/03→11/09					
2.5 TDI 4motion	96	07/04→11/09					
3.2 V6	170	02/04→11/09					
3.2 V6	173	08/03→05/06					
2.5 TDI 4motion	128	04/04→11/09		07/04→; +PR 0WR,0E0,0E9		03.0137-9288.2 669288	
3.2 4motion	170	11/03→11/09	➔	07/04→		03.0137-9288.2 669288	
<b>Reparaturatz, Automatische Nachstellung</b>							
1.9 TDI	62	01/06→11/09		+PR 0WR,0E0,0E9		03.0137-9700.2 669700	
1.9 TDI	63	04/03→11/09				03.0137-9702.2 669702	
1.9 TDI	75	06/06→11/09					
1.9 TDI	77	04/03→11/09					
↓							

	kW				!#		
<b>VW - TRANSPORTER T5 Pritsche/Fahrgestell (7JD, 7JE, 7JL, 7JY, 7JZ 04/03→08/15</b>							
<b>Reparaturatz, Automatische Nachstellung</b>							
2.0	85	11/03→05/13		+PR 0WR,0E0,0E9		03.0137-9700.2	669700
2.0 BiTDI	132	09/09→08/15				03.0137-9702.2	669702
2.0 BiTDI 4motion	132	09/09→08/15					
2.0 TDI	62	09/09→08/15					
2.0 TDI	75	09/09→08/15					
2.0 TDI	100	05/10→08/15					
2.0 TDI	103	09/09→08/15					
2.0 TDI 4motion	100	05/10→08/15					
2.0 TDI 4motion	103	09/09→08/15					
2.5 TDI	96	04/03→11/09					
2.5 TDI	128	04/03→11/09					
2.5 TDI 4motion	96	07/04→11/09					
3.2 V6	170	02/04→11/09					
3.2 V6	173	08/03→05/06					
2.5 TDI 4motion	128	04/04→11/09		07/04→; +PR 0WR,0E0,0E9		03.0137-9700.2	669700
						03.0137-9702.2	669702
3.2 4motion	170	11/03→11/09		07/04→		03.0137-9700.2	669700
						03.0137-9702.2	669702
<b>Seilzug, Feststellbremse</b>							
1.9 TDI	62	01/06→11/09	➔	⬇; +PR 0E1,0E2,0WL,0WN / 0WM,0WP,0WQ	2	24.3727-0184.2	580184
1.9 TDI	63	04/03→11/09					L= 1.303
1.9 TDI	75	06/06→11/09					
1.9 TDI	77	04/03→11/09					
2.0	85	11/03→05/13					
2.0 BiTDI	132	09/09→08/15					
2.0 TDI	62	09/09→08/15					
2.0 TDI	75	09/09→08/15					
2.0 TDI	100	05/10→08/15					
2.0 TDI	103	09/09→08/15					
2.5 TDI	96	04/03→11/09					
2.5 TDI	128	04/03→11/09					
3.2 V6	170	02/04→11/09					
3.2 V6	173	08/03→05/06					
2.0 TDI	84	05/11→08/15	➔	⬇	2	24.3727-0184.2	580184
2.0 TSI	110	07/12→08/15					L= 1.303
3.2 4motion	170	11/03→11/09	➔	⬇; 7H-A-200001→; Scheibenbremse; +PR G0C,G0K,G1C	2	24.3727-0184.2	580184
							L= 1.303
<b>VW - TRANSPORTER T6 Bus (SGB, SGG, SGJ) 04/15→</b>							
<b>Seilzug, Feststellbremse</b>							
2.0 TDI	62	04/15→	➔	⬇; +PR G0C,G0K,G1C; Scheibenbremse	2	24.3727-0184.2	580184
2.0 TDI	75	04/15→					L= 1.303
2.0 TDI	84	05/16→					
2.0 TDI	103	04/15→					
2.0 TDI	110	04/15→					
2.0 TDI	132	04/15→					
2.0 TDI	150	06/15→					
2.0 TDI 4motion	103	06/15→					
2.0 TDI 4motion	110	08/15→					
2.0 TDI 4motion	132	06/15→					
2.0 TDI 4motion	150	06/15→					
2.0 TSI	110	04/15→					
2.0 TSI	150	04/15→					
2.0 TSI 4motion	150	06/15→					
<b>VW - TRANSPORTER T6 Kasten (SGA, SGH) 04/15→</b>							
<b>Seilzug, Feststellbremse</b>							
2.0 TDI	62	04/15→	➔	⬇; +PR G0C,G0K,G1C; Scheibenbremse	2	24.3727-0184.2	580184
2.0 TDI	75	04/15→					L= 1.303
2.0 TDI	84	05/16→					
2.0 TDI	103	04/15→					
2.0 TDI	110	04/15→					
2.0 TDI	132	04/15→					
2.0 TDI	150	06/15→					
2.0 TDI 4motion	103	06/15→					
2.0 TDI 4motion	110	08/15→					
2.0 TDI 4motion	132	06/15→					
2.0 TDI 4motion	150	06/15→					
2.0 TSI	110	04/15→					
2.0 TSI	150	04/15→					
2.0 TSI 4motion	150	06/15→					
<b>VW - TRANSPORTER T6 Pritsche/Fahrgestell (SFD, SFE, SFL, SFZ) 04/15→</b>							
<b>Seilzug, Feststellbremse</b>							
2.0 TDI	62	04/15→	➔	⬇; +PR G0C,G0K,G1C; Scheibenbremse	2	24.3727-0184.2	580184
2.0 TDI	75	04/15→					L= 1.303
2.0 TDI	84	05/16→					
⬇							

	kW				!#		
<b>VW - TRANSPORTER T6 Pritsche/Fahrgestell (SFD, SFE, SFL, SFZ) 04/15→</b>							
 <b>Seilzug, Feststellbremse</b>							
2.0 TDI	103	04/15→	➔	☑; +PR G0C,G0K,G1C; Scheibenbremse	2	24.3727-0184.2 580184	L= 1.303
2.0 TDI	110	08/15→					
2.0 TDI	132	04/15→					
2.0 TDI	150	05/16→					
2.0 TDI 4motion	103	06/15→					
2.0 TDI 4motion	110	05/16→					
2.0 TDI 4motion	132	06/15→					
2.0 TDI 4motion	150	05/16→					
2.0 TSI	110	04/15→					
<b>VW - UP (121, 122, BL1, BL2) 08/11→</b>							
 <b>Radbremszylinder</b>							
1.0	44	08/11→	➔	12/11→		24.3217-0908.3 020167	Ø 17,46 ALU
1.0	55	08/11→					
1.0 EcoFuel	50	11/12→	➔			24.3217-0908.3 020167	Ø 17,46 ALU
1.0 GTI	85	11/17→					
1.0 TSI	66	05/16→					
e-Up	60	07/13→	➔			24.3217-0908.3 020167	Ø 17,46 ALU
			➔	09/13→		24.3219-0909.3 020188	Ø 19,05 ALU
<b>Zubehörsatz, Bremsbacken</b>							
1.0	44	08/11→	➔	06/12→		03.0137-9168.2 669168	VW
1.0	55	08/11→	➔	12/11→ 05/12		03.0137-9168.2 669168	VW
1.0 EcoFuel	50	11/12→	➔			03.0137-9168.2 669168	VW
1.0 GTI	85	11/17→					
1.0 TSI	66	05/16→					
e-Up	60	07/13→	➔	09/13→		03.0137-9168.2 669168	VW
<b>Bremsbackensatz</b>							
1.0	44	08/11→	➔	06/12→		03.0137-0268.2 650268	VW Ø 200 x 40 + HEB
1.0	55	08/11→	➔	12/11→ 05/12		03.0137-0268.2 650268	VW Ø 200 x 40 + HEB
			➔	12/11→		03.0520-4817.3 694817	Ø 200 x 40 Ø 17,46 + RZ / + Zub TopKit
1.0 EcoFuel	50	11/12→	➔			03.0137-0268.2 650268	VW Ø 200 x 40 + HEB
1.0 GTI	85	11/17→				03.0520-4817.3 694817	Ø 200 x 40 Ø 17,46 + RZ / + Zub TopKit
1.0 TSI	66	05/16→					
e-Up	60	07/13→	➔	09/13→		03.0137-0268.2 650268	VW Ø 200 x 40 + HEB
						03.0520-8219.3 698219	VW Ø 200 x 40 Ø 19,05 + RZ / + Zub TopKit
<b>VW - VENTO (1H2) 11/91→09/98</b>							
 <b>Radbremszylinder</b>							
1.4	40	11/91→09/98	➔			03.3217-2112.3 020027	Ø 17,46 GG
1.4	44	11/91→09/98				24.3217-0908.3 020167	Ø 17,46 ALU
1.9 D	48	11/91→09/98					
1.9 SDI	47	04/97→09/98					
1.6	55	09/92→09/98	➔	→ 1H-S-430000		03.3217-2112.3 020027	Ø 17,46 GG
			➔			24.3217-0908.3 020167	Ø 17,46 ALU
			➔			03.3217-2112.3 020027	Ø 17,46 GG
			➔			24.3217-0908.3 020167	Ø 17,46 ALU
			➔	1H-S-430001→		24.3219-0909.3 020188	Ø 19,05 ALU
1.6	74	10/94→09/98	➔			24.3219-0909.3 020188	Ø 19,05 ALU
1.9 TDI	66	09/93→09/98					
1.8	55	11/91→09/98	➔	01/92→		03.3217-2112.3 020027	Ø 17,46 GG
						24.3217-0908.3 020167	Ø 17,46 ALU
						24.3219-0909.3 020188	Ø 19,05 ALU
1.8	66	11/91→09/98	➔	01/92→; → 1H-S-430000		03.3217-2112.3 020027	Ø 17,46 GG
			➔			24.3217-0908.3 020167	Ø 17,46 ALU
			➔	1H-S-430001→		24.3219-0909.3 020188	Ø 19,05 ALU
1.9 TD	55	11/91→09/98	➔	→ 1H-S-430000		03.3217-2112.3 020027	Ø 17,46 GG
			➔			24.3217-0908.3 020167	Ø 17,46 ALU
			➔	1H-S-430001→		24.3219-0909.3 020188	Ø 19,05 ALU
<b>Zubehörsatz, Bremsbacken</b>							
1.4	40	11/91→09/98	➔			03.0137-9168.2 669168	VW
1.4	44	11/91→09/98					
1.6	55	09/92→09/98					
1.9 D	48	11/91→09/98					
↓							



	kw					!#		
<b>VW - VENTO (1H2) 11/91→09/98</b>								
<b>Zubehörsatz, Bremsbacken</b>								
1.9 SDI	47	04/97→09/98	➔				03.0137-9168.2 669168	VW
1.9 TD	55	11/91→09/98						
1.9 TDI	66	09/93→09/98						
1.8	55	11/91→09/98	➔	01/92→			03.0137-9168.2 669168	VW
1.8	66	11/91→09/98						
<b> Bremstrommel</b>								
1.4	40	11/91→09/98	➔				24.0220-0018.1 480019	Ø 200,0 x 50 / 201
1.4	44	11/91→09/98						- RLG / - ABS Ring
1.6	55	09/92→09/98					24.0220-0718.2 480209	Ø 200,0 x 50 / 201
1.9 D	48	11/91→09/98						+ RLG / - ABS Ring
1.9 SDI	47	04/97→09/98						
1.9 TD	55	11/91→09/98						
1.9 TDI	66	09/93→09/98						
1.8	55	11/91→09/98	➔	01/92→			24.0220-0018.1 480019	Ø 200,0 x 50 / 201
1.8	66	11/91→09/98					24.0220-0718.2 480209	- RLG / - ABS Ring
								Ø 200,0 x 50 / 201
								+ RLG / - ABS Ring
<b> Bremsbackensatz</b>								
1.4	40	11/91→09/98	➔				03.0137-0268.2 650268	VW Ø 200 x 40 + HEB
1.4	44	11/91→09/98					03.0420-1517.3 681517	VW Ø 200 x 40 Ø 17,46
1.9 D	48	11/91→09/98						+ RZ / + Zub Kit
1.9 SDI	47	04/97→09/98					03.0520-1517.3 691517	VW Ø 200 x 40 Ø 17,46
								+ RZ / + Zub TopKit
1.6	55	09/92→09/98	➔				03.0137-0268.2 650268	VW Ø 200 x 40 + HEB
							03.0420-1517.3 681517	VW Ø 200 x 40 Ø 17,46
								+ RZ / + Zub Kit
							03.0520-1517.3 691517	VW Ø 200 x 40 Ø 17,46
								+ RZ / + Zub TopKit
			➔	→ 1H-S-430000			03.0420-1517.3 681517	VW Ø 200 x 40 Ø 17,46
							03.0520-1517.3 691517	+ RZ / + Zub Kit
			➔	1H-S-430001→			03.0420-4219.3 684219	VW Ø 200 x 40 Ø 19,05
							03.0520-4219.3 694219	+ RZ / + Zub Kit
1.6	74	10/94→09/98	➔				03.0420-4219.3 684219	VW Ø 200 x 40 Ø 19,05
							03.0520-4219.3 694219	+ RZ / + Zub Kit
1.8	55	11/91→09/98	➔	01/92→			03.0137-0268.2 650268	VW Ø 200 x 40 + HEB
							03.0420-1517.3 681517	VW Ø 200 x 40 Ø 17,46
								+ RZ / + Zub Kit
							03.0420-4219.3 684219	VW Ø 200 x 40 Ø 19,05
								+ RZ / + Zub Kit
							03.0520-1517.3 691517	VW Ø 200 x 40 Ø 17,46
								+ RZ / + Zub TopKit
							03.0520-4219.3 694219	VW Ø 200 x 40 Ø 19,05
								+ RZ / + Zub TopKit
1.8	66	11/91→09/98	➔	01/92→			03.0137-0268.2 650268	VW Ø 200 x 40 + HEB
			➔	01/92→; → 1H-S-430000			03.0420-1517.3 681517	VW Ø 200 x 40 Ø 17,46
							03.0520-1517.3 691517	+ RZ / + Zub Kit
			➔	1H-S-430001→			03.0420-4219.3 684219	VW Ø 200 x 40 Ø 19,05
							03.0520-4219.3 694219	+ RZ / + Zub Kit
1.9 TD	55	11/91→09/98	➔				03.0137-0268.2 650268	VW Ø 200 x 40 + HEB
			➔	→ 1H-S-430000			03.0420-1517.3 681517	VW Ø 200 x 40 Ø 17,46
							03.0520-1517.3 691517	+ RZ / + Zub Kit
			➔	1H-S-430001→			03.0420-4219.3 684219	VW Ø 200 x 40 Ø 19,05
							03.0520-4219.3 694219	+ RZ / + Zub Kit
1.9 TDI	66	09/93→09/98	➔				03.0137-0268.2 650268	VW Ø 200 x 40 + HEB
↓								

	kW				! #		
<b>VW - VENTO (1H2) 11/91→09/98</b>							
<b>Bremsbackensatz</b>							
1.9 TDI	66	09/93→09/98	➔			<b>03.0420-1517.3 681517</b> VW Ø 200 x 40 Ø 17,46 + RZ / + Zub Kit <b>03.0420-4219.3 684219</b> VW Ø 200 x 40 Ø 19,05 + RZ / + Zub Kit <b>03.0520-1517.3 691517</b> VW Ø 200 x 40 Ø 17,46 + RZ / + Zub TopKit <b>03.0520-4219.3 694219</b> VW Ø 200 x 40 Ø 19,05 + RZ / + Zub TopKit	
<b>Seilzug, Feststellbremse</b>							
1.4	40	11/91→09/98	➔	⏏; → 1H-S-037527; Trommelbremse	2	<b>24.3727-0135.2 580135</b>	L= 1.500
1.4	44	11/91→09/98	➔	⏏; 1H-S-037528→; Trommelbremse	2	<b>24.3727-0160.2 580160</b>	L= 1.498
1.6	55	09/92→09/98	➔				
1.9 D	48	11/91→09/98	➔				
1.9 TD	55	11/91→09/98	➔				
1.6	74	10/94→09/98	➔	⏏; Scheibenbremse	2	<b>24.3727-0156.2 580156</b>	L= 1.616
1.9 TDI	81	04/96→09/98	➔				
1.8	55	11/91→09/98	➔	⏏; 01/92→; → 1H-S-037527; Trommelbremse	2	<b>24.3727-0135.2 580135</b>	L= 1.500
			➔	⏏; 1H-S-037528→; Trommelbremse	2	<b>24.3727-0160.2 580160</b>	L= 1.498
1.8	66	11/91→09/98	➔	⏏; 01/92→; → 1H-S-037527; Scheibenbremse	2	<b>24.3727-0134.2 580134</b>	L= 1.613
			➔	⏏; 01/92→; → 1H-S-037527; Trommelbremse	2	<b>24.3727-0135.2 580135</b>	L= 1.500
			➔	⏏; 1H-S-037528→; Scheibenbremse	2	<b>24.3727-0156.2 580156</b>	L= 1.616
			➔	⏏; 1H-S-037528→; Trommelbremse	2	<b>24.3727-0160.2 580160</b>	L= 1.498
1.9 SDI	47	04/97→09/98	➔	⏏; Trommelbremse	2	<b>24.3727-0160.2 580160</b>	L= 1.498
1.9 TDI	66	09/93→09/98	➔	⏏; → 1H-S-037527; Scheibenbremse	2	<b>24.3727-0134.2 580134</b>	L= 1.613
			➔	⏏; → 1H-S-037527; Trommelbremse	2	<b>24.3727-0135.2 580135</b>	L= 1.500
			➔	⏏; 1H-S-037528→; Scheibenbremse	2	<b>24.3727-0156.2 580156</b>	L= 1.616
			➔	⏏; 1H-S-037528→; Trommelbremse	2	<b>24.3727-0160.2 580160</b>	L= 1.498
2.0	85	11/91→09/98	➔	⏏; → 1H-S-037527; Scheibenbremse	2	<b>24.3727-0134.2 580134</b>	L= 1.613
2.0 GL	79	05/96→12/97	➔				
2.8 VR6	128	01/92→09/98	➔	⏏; 1H-S-037528→; Scheibenbremse	2	<b>24.3727-0156.2 580156</b>	L= 1.616







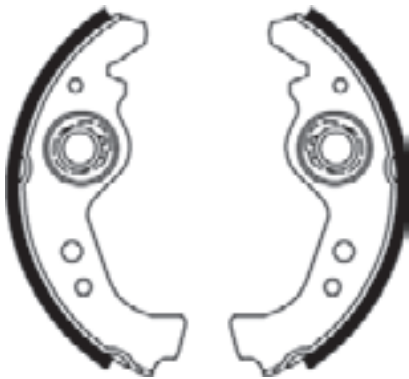
- DE** Abbildungen Trommelbremsbacken
- EN** Illustrations drum brake shoes
- ES** Ilustraciones zapatas freno de tambor
- FR** Illustrations Mâchoires de frein à tambour
- IT** Illustrazioni ganasce freno

2019

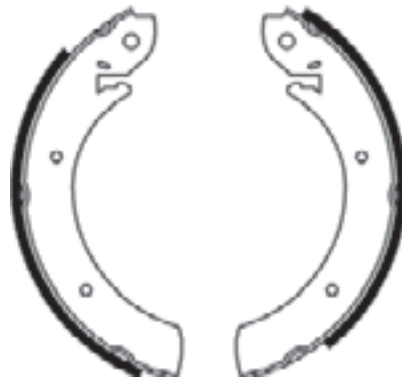
# Abbildungen Trommelbremsbacken

Illustrations drum brake shoes - Ilustraciones zapatas freno de tambor - Illustrations Mâchoires de frein à tambour - Illustrazioni ganasce freno

**03.0137-0015.2 650015 03.0137-0036.2 650036 03.0137-0080.2 650080**



185 x 31

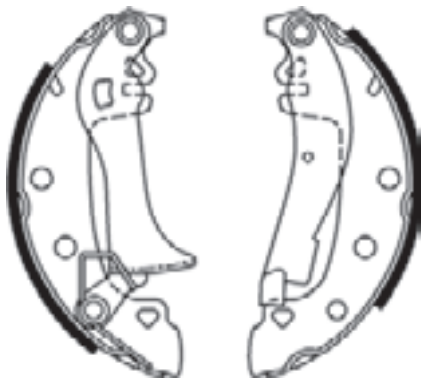


254 x 57

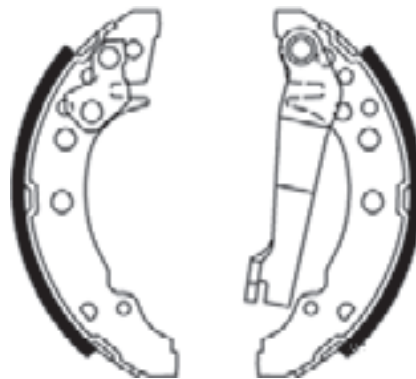


178 x 32

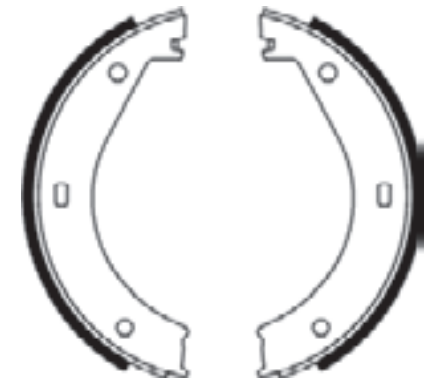
**03.0137-0124.2 650124 03.0137-0126.2 650126 03.0137-0150.2 650150**



229 x 42



180 x 31

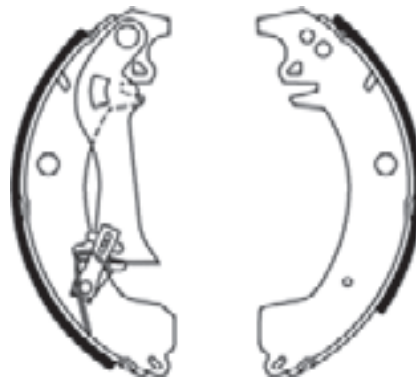


180 x 25

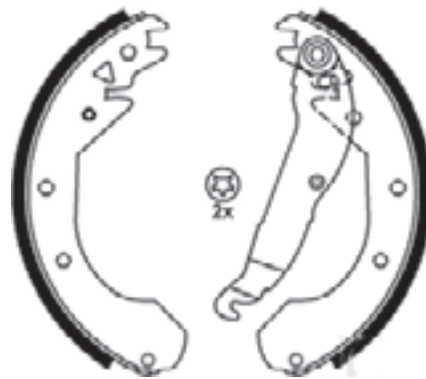
**03.0137-0151.2 650151 03.0137-0153.2 650153 03.0137-0167.2 650167**



229 x 42



255 x 46

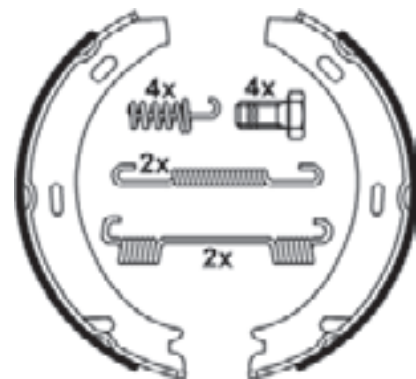


230 x 51

**03.0137-0169.2 650169 03.0137-0170.2 650170 03.0137-0172.2 650172**



160 x 25



164 x 20

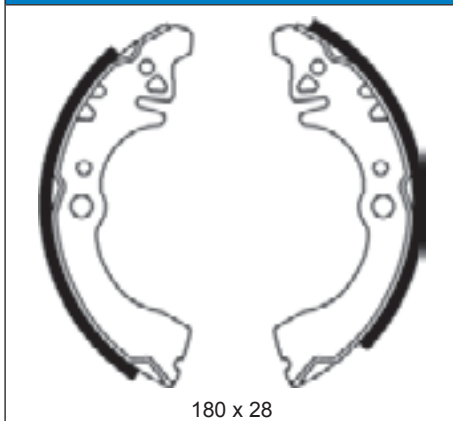


160 x 25

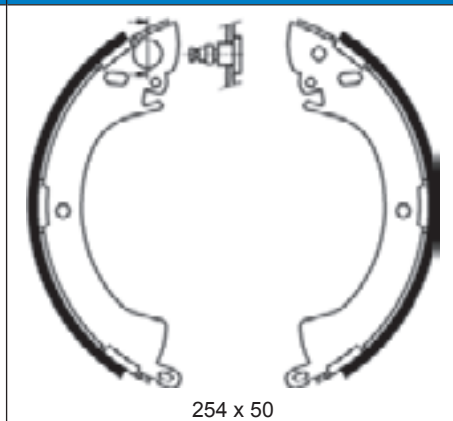
# Abbildungen Trommelbremsbacken

Illustrations drum brake shoes - Ilustraciones zapatas freno de tambor - Illustrations Mâchoires de frein à tambour - Illustrazioni ganasce freno

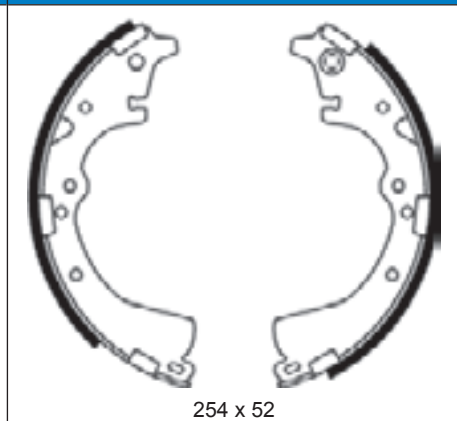
**03.0137-0186.2 650186 03.0137-0188.2 650188 03.0137-0193.2 650193**



180 x 28

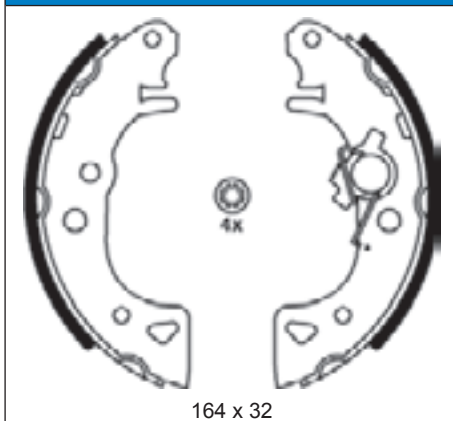


254 x 50

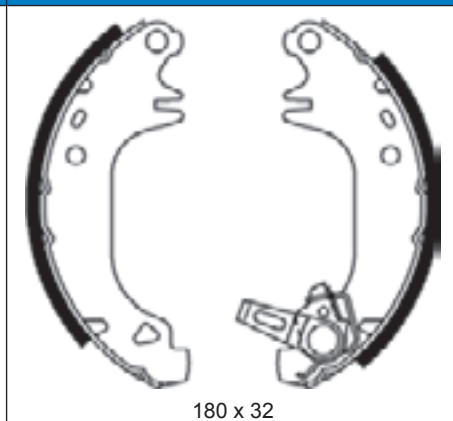


254 x 52

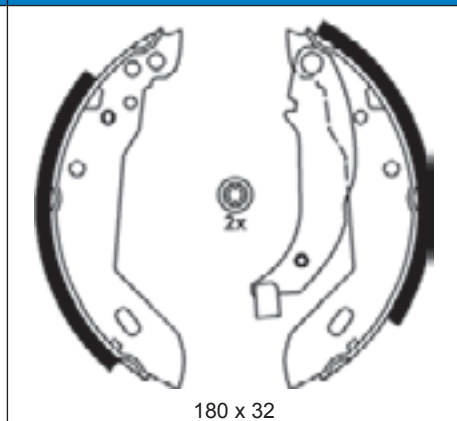
**03.0137-0195.2 650195 03.0137-0196.2 650196 03.0137-0197.2 650197**



164 x 32

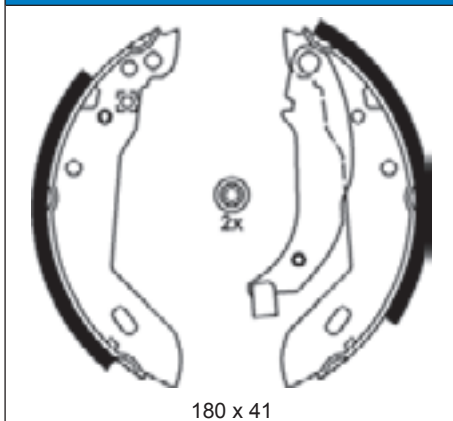


180 x 32

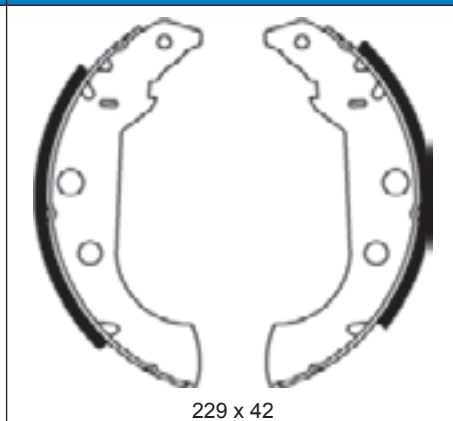


180 x 32

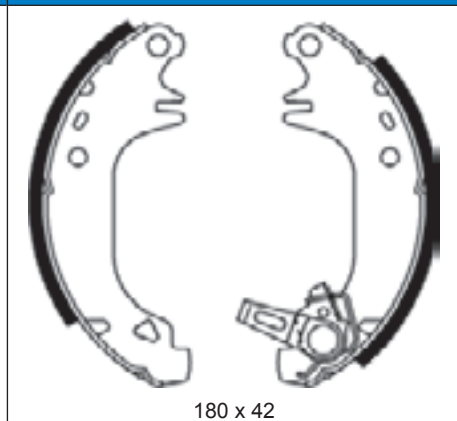
**03.0137-0201.2 650201 03.0137-0202.2 650202 03.0137-0203.2 650203**



180 x 41

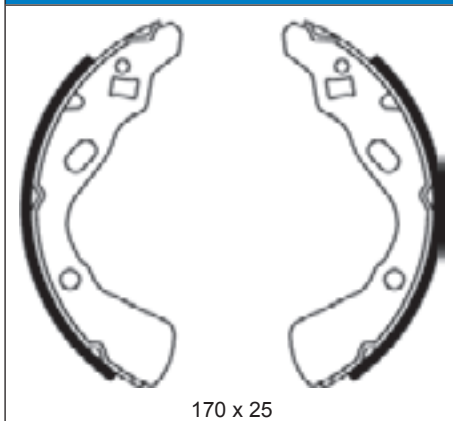


229 x 42

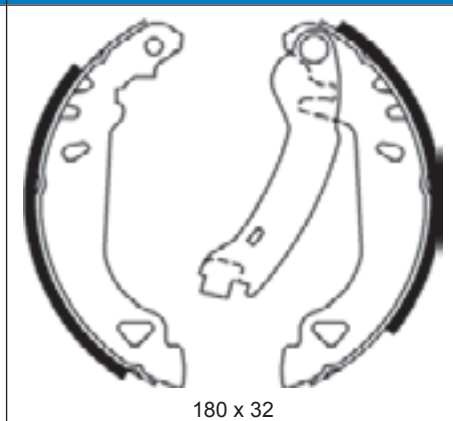


180 x 42

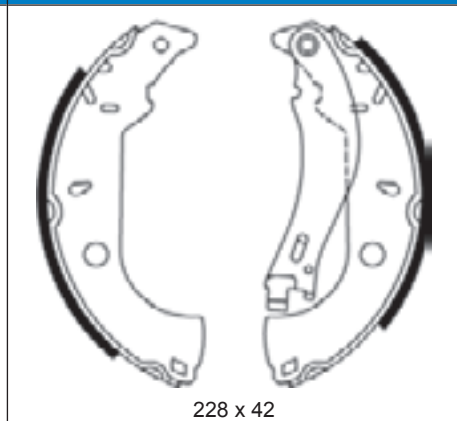
**03.0137-0204.2 650204 03.0137-0207.2 650207 03.0137-0208.2 650208**



170 x 25



180 x 32

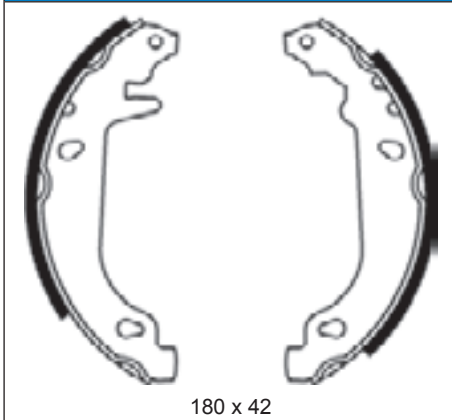


228 x 42

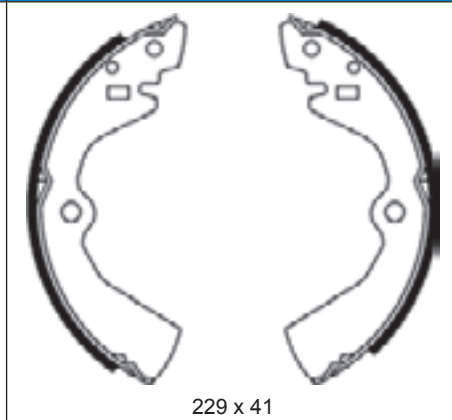
# Abbildungen Trommelbremsbacken

Illustrations drum brake shoes - Ilustraciones zapatas freno de tambor - Illustrations Mâchoires de frein à tambour - Illustrazioni ganasce freno

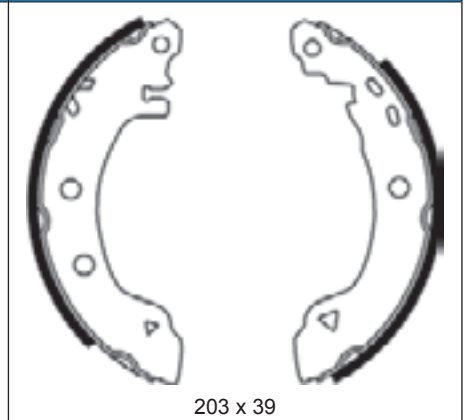
**03.0137-0209.2 650209 03.0137-0210.2 650210 03.0137-0211.2 650211**



180 x 42

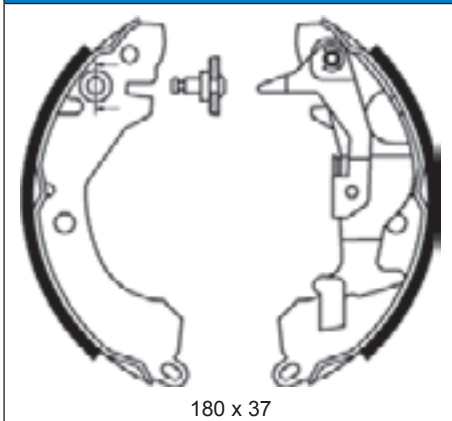


229 x 41

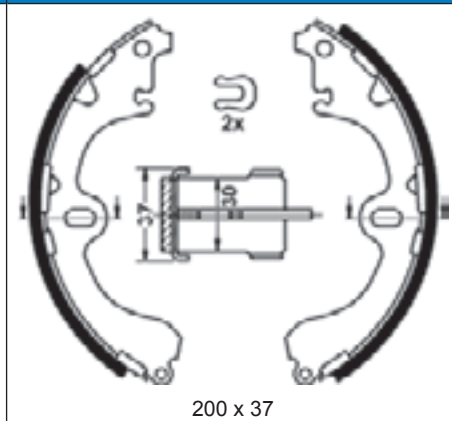


203 x 39

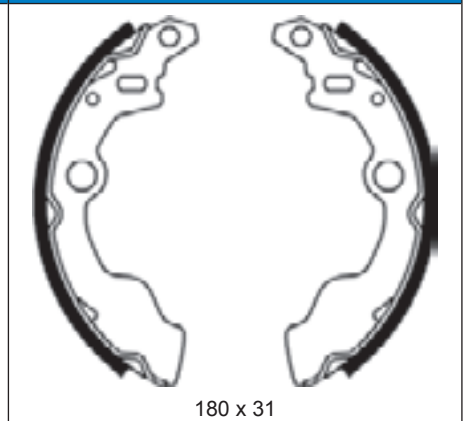
**03.0137-0216.2 650216 03.0137-0221.2 650221 03.0137-0222.2 650222**



180 x 37

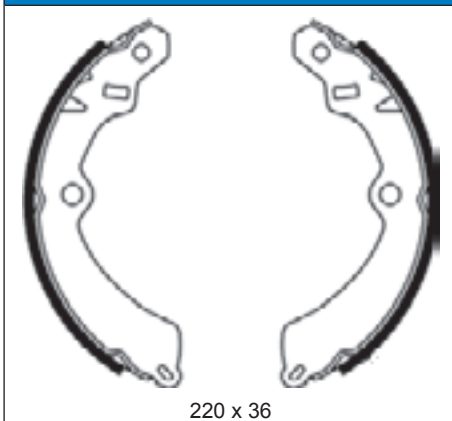


200 x 37

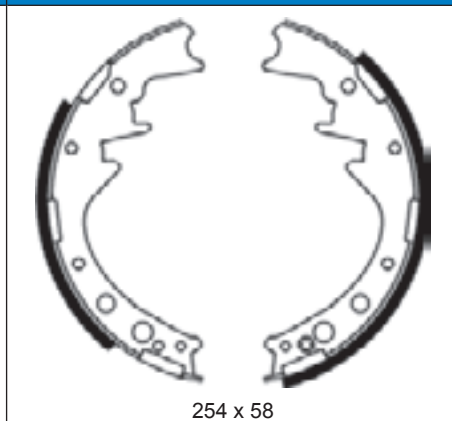


180 x 31

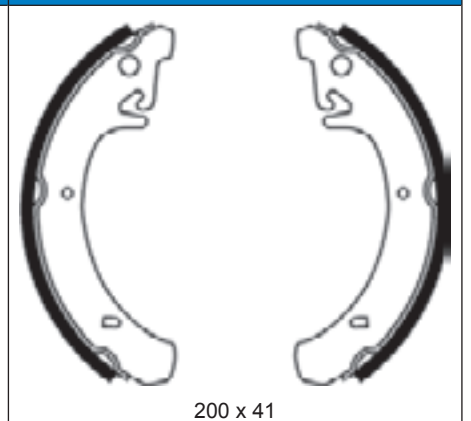
**03.0137-0224.2 650224 03.0137-0226.2 650226 03.0137-0231.2 650231**



220 x 36

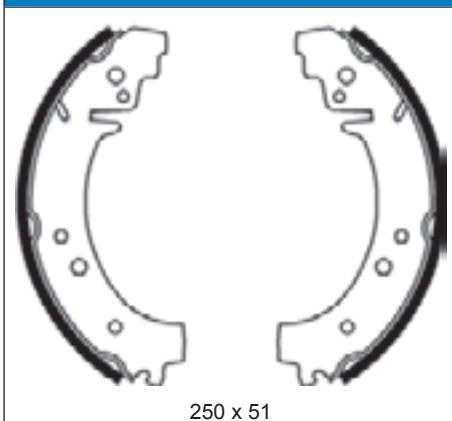


254 x 58

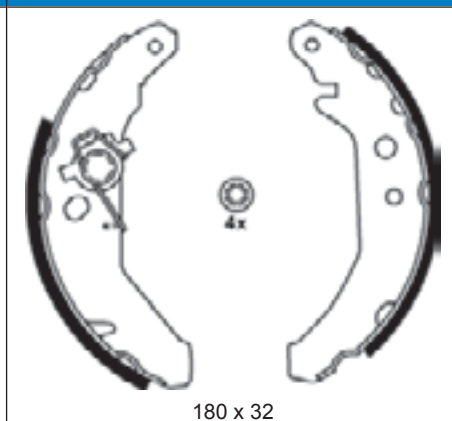


200 x 41

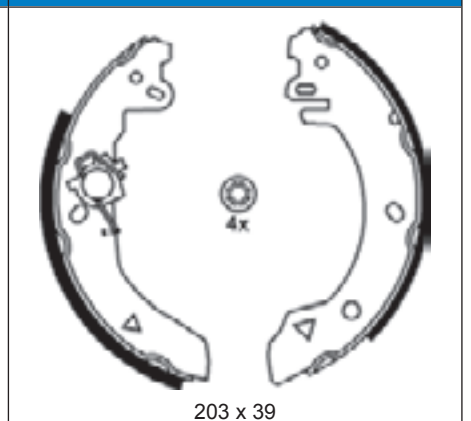
**03.0137-0232.2 650232 03.0137-0235.2 650235 03.0137-0236.2 650236**



250 x 51



180 x 32



203 x 39

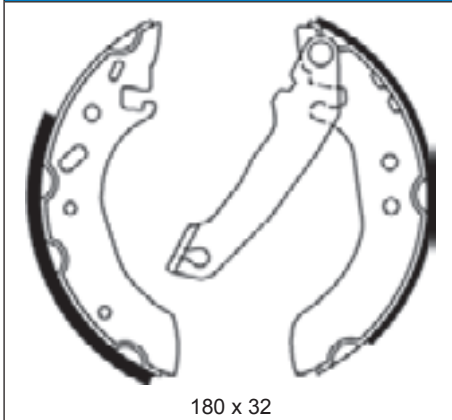




# Abbildungen Trommelbremsbacken

Illustrations drum brake shoes - Ilustraciones zapatas freno de tambor - Illustrations Mâchoires de frein à tambour - Illustrazioni ganasce freno

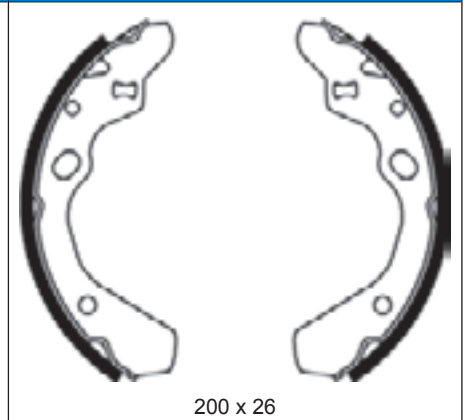
**03.0137-0237.2 650237 03.0137-0238.2 650238 03.0137-0239.2 650239**



180 x 32

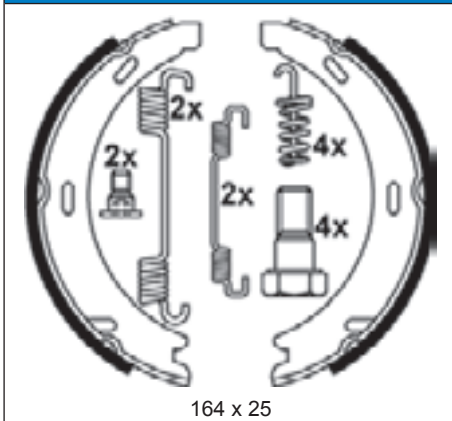


203 x 38

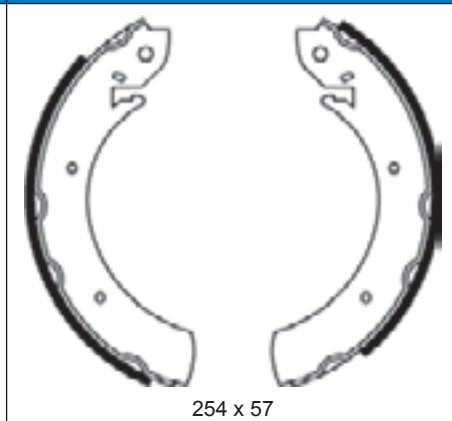


200 x 26

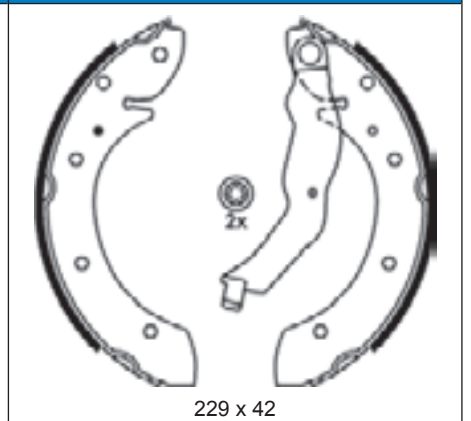
**03.0137-0244.2 650244 03.0137-0245.2 650245 03.0137-0247.2 650247**



164 x 25

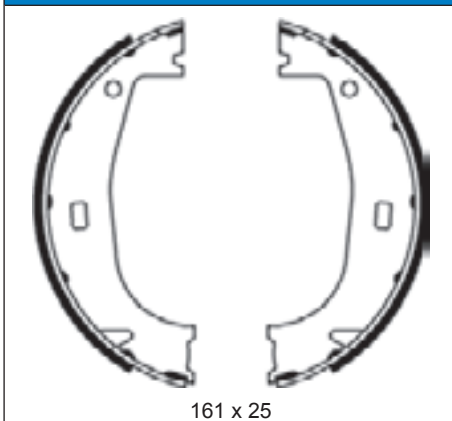


254 x 57

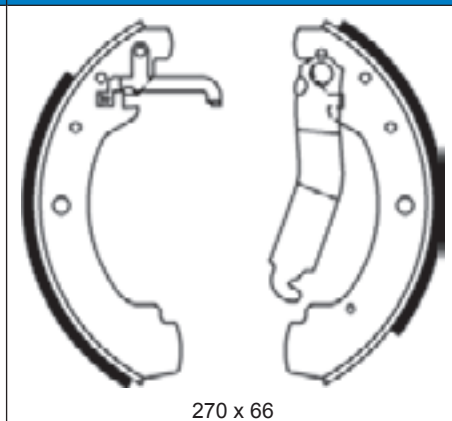


229 x 42

**03.0137-0248.2 650248 03.0137-0252.2 650252 03.0137-0253.2 650253**



161 x 25

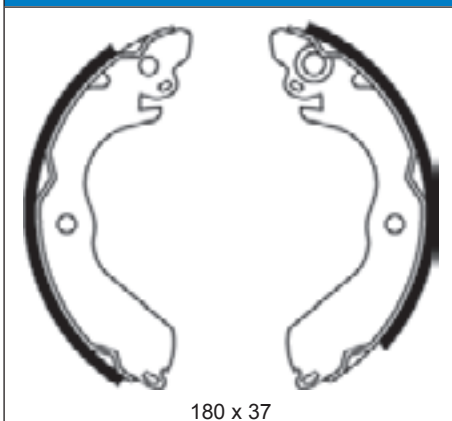


270 x 66

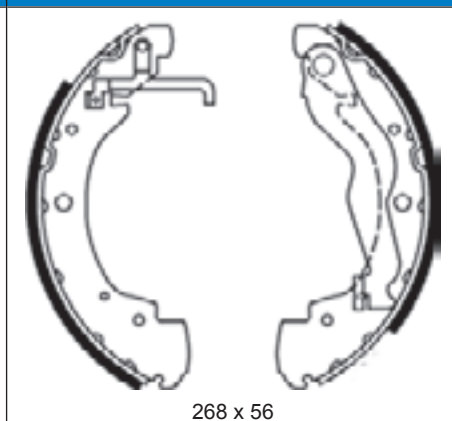


228 x 45

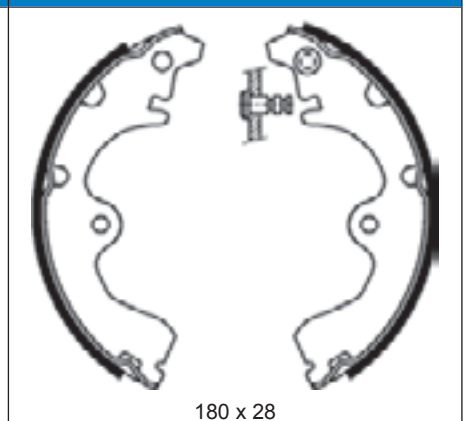
**03.0137-0255.2 650255 03.0137-0256.2 650256 03.0137-0257.2 650257**



180 x 37



268 x 56

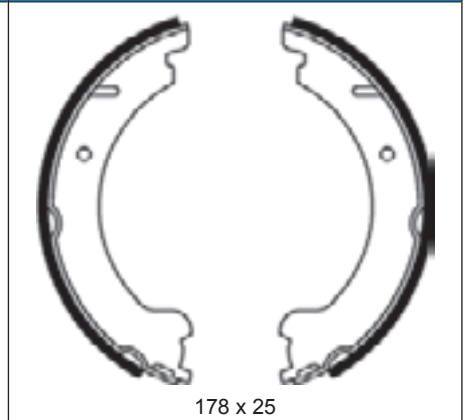
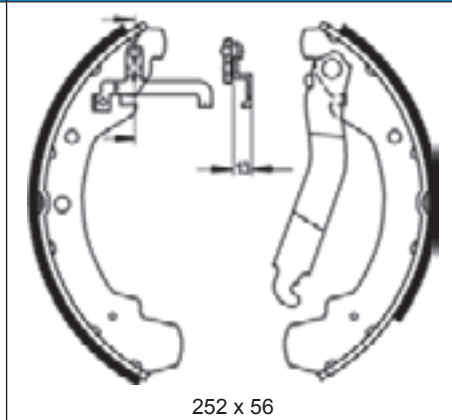
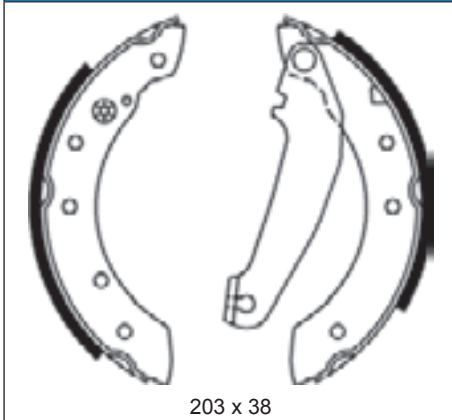


180 x 28

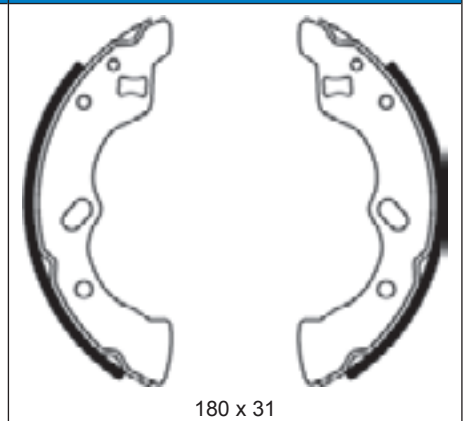
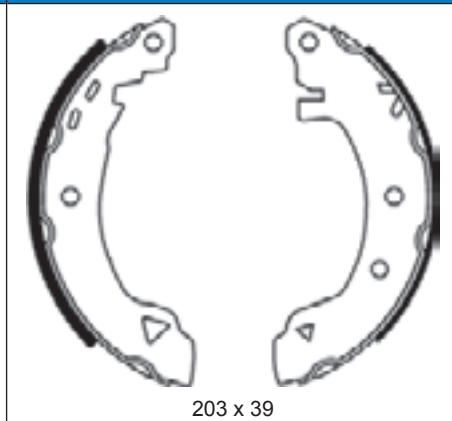
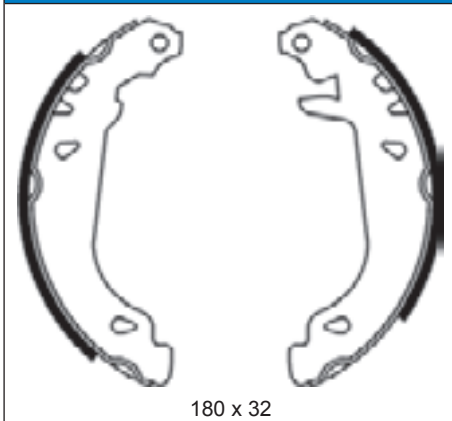
# Abbildungen Trommelbremsbacken

Illustrations drum brake shoes - Ilustraciones zapatas freno de tambor - Illustrations Mâchoires de frein à tambour - Illustrazioni ganasce freno

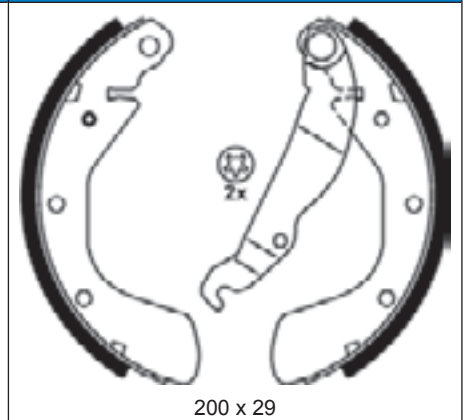
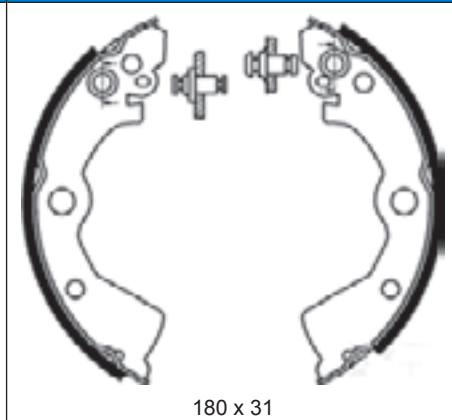
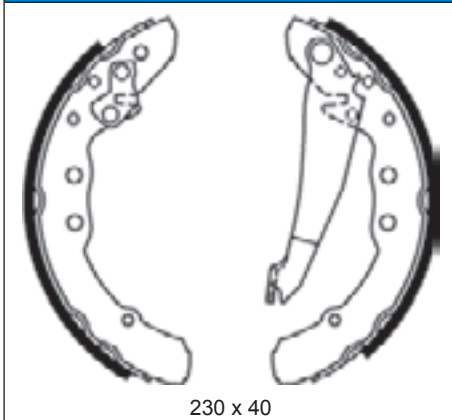
**03.0137-0258.2 650258 03.0137-0259.2 650259 03.0137-0260.2 650260**



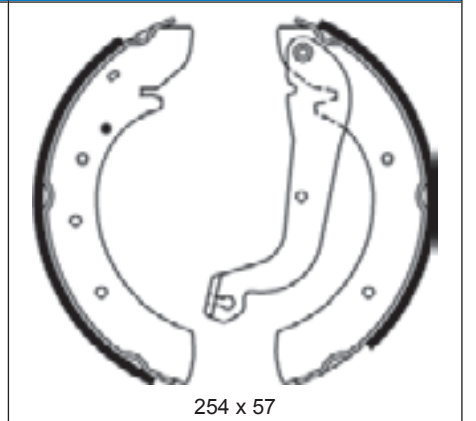
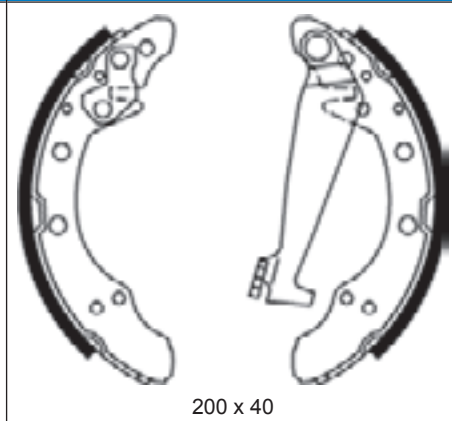
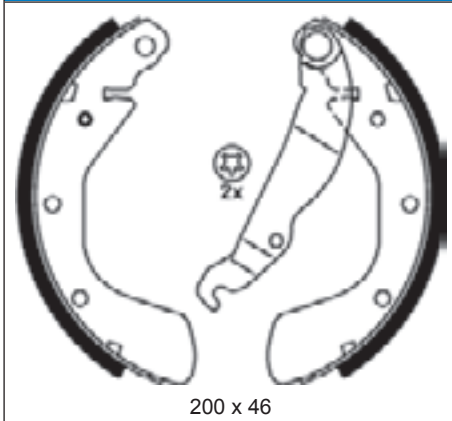
**03.0137-0261.2 650261 03.0137-0262.2 650262 03.0137-0263.2 650263**



**03.0137-0264.2 650264 03.0137-0265.2 650265 03.0137-0266.2 650266**



**03.0137-0267.2 650267 03.0137-0268.2 650268 03.0137-0269.2 650269**

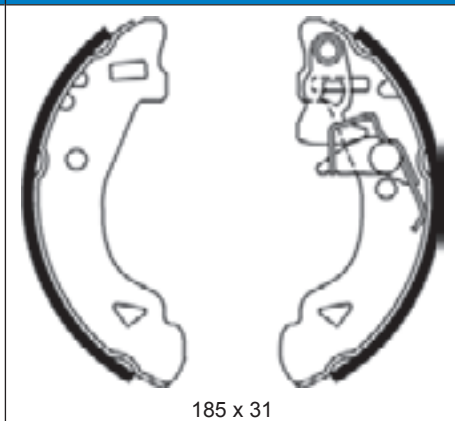
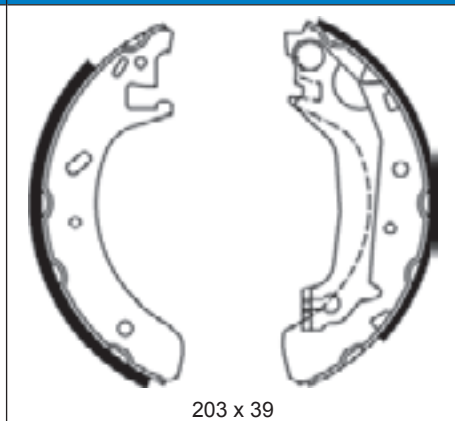
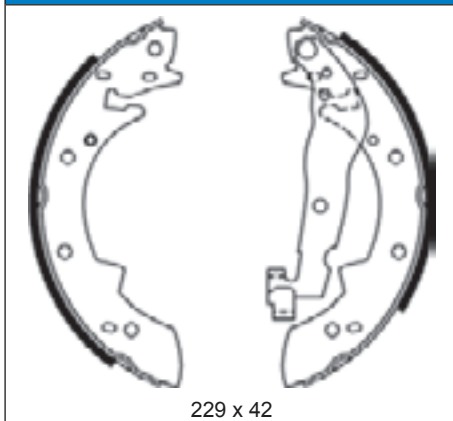




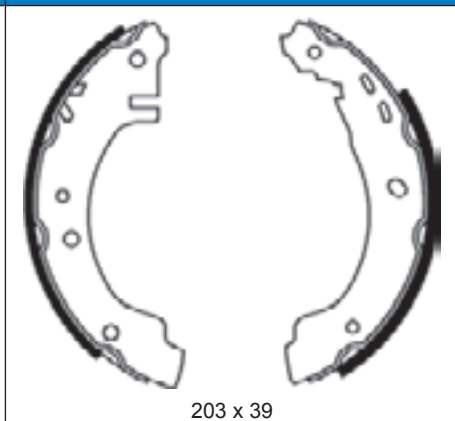
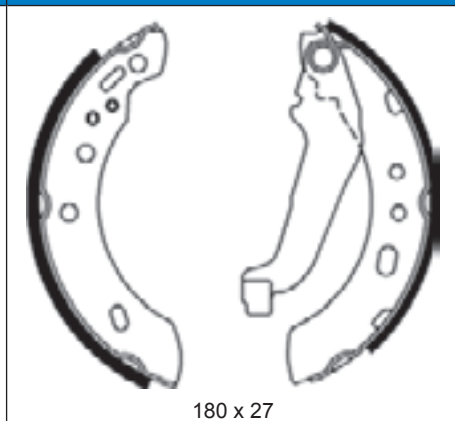
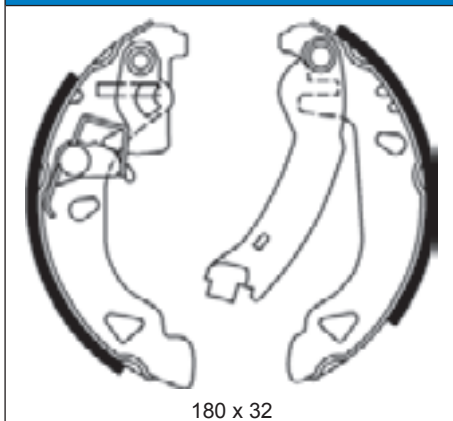
# Abbildungen Trommelbremsbacken

Illustrations drum brake shoes - Ilustraciones zapatas freno de tambor - Illustrations Mâchoires de frein à tambour - Illustrazioni ganasce freno

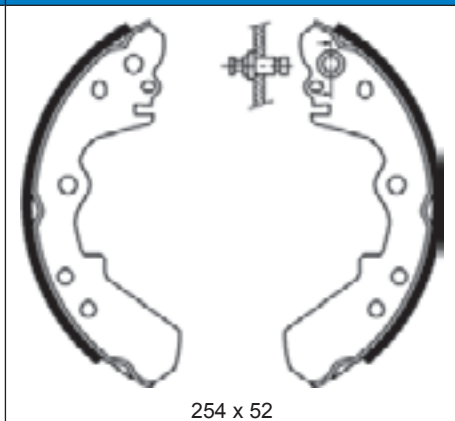
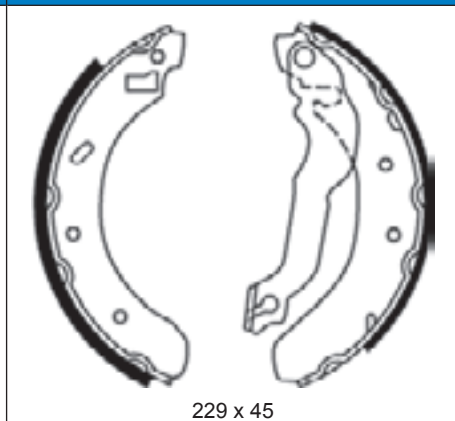
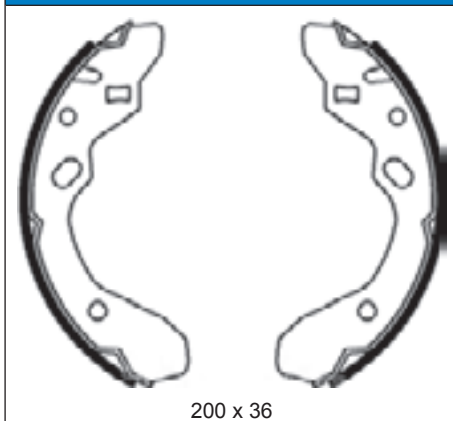
**03.0137-0271.2 650271 03.0137-0272.2 650272 03.0137-0273.2 650273**



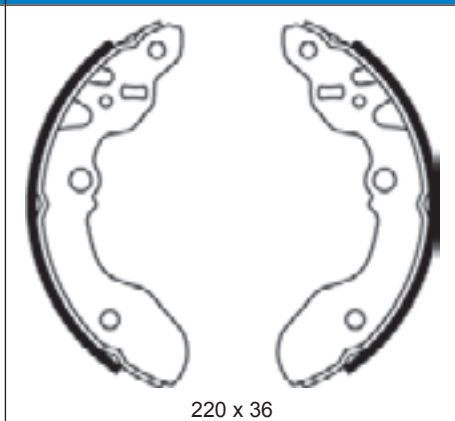
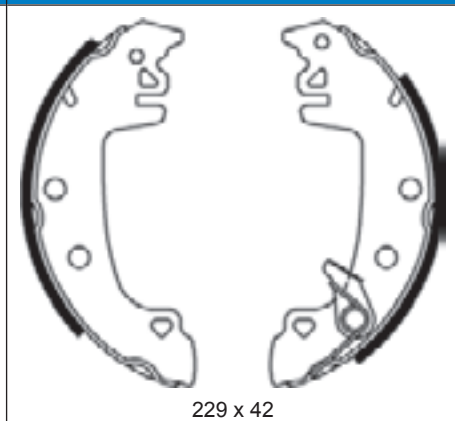
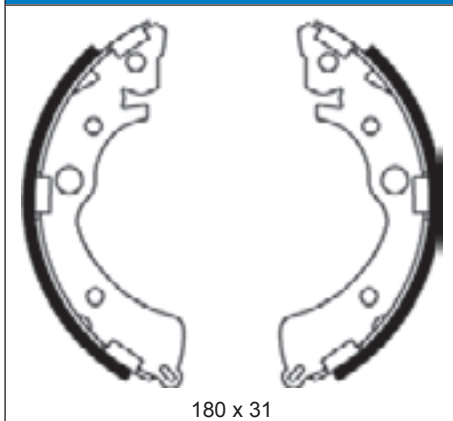
**03.0137-0274.2 650274 03.0137-0275.2 650275 03.0137-0276.2 650276**



**03.0137-0278.2 650278 03.0137-0282.2 650282 03.0137-0283.2 650283**



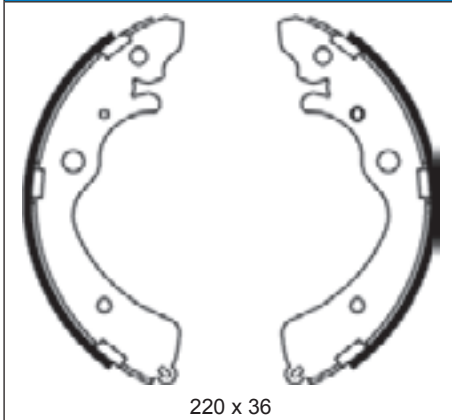
**03.0137-0284.2 650284 03.0137-0285.2 650285 03.0137-0286.2 650286**



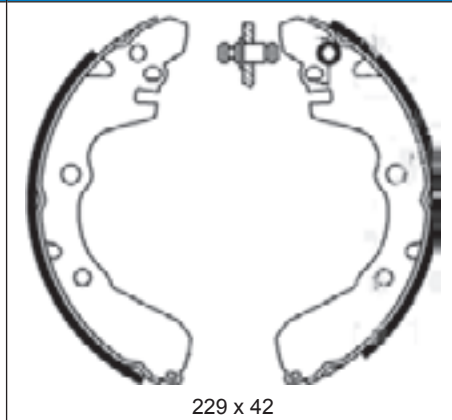
# Abbildungen Trommelbremsbacken

Illustrations drum brake shoes - Ilustraciones zapatas freno de tambor - Illustrations Mâchoires de frein à tambour - Illustrazioni ganasce freno

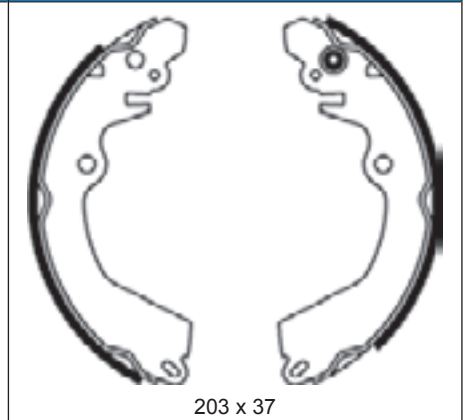
**03.0137-0287.2 650287 03.0137-0288.2 650288 03.0137-0289.2 650289**



220 x 36

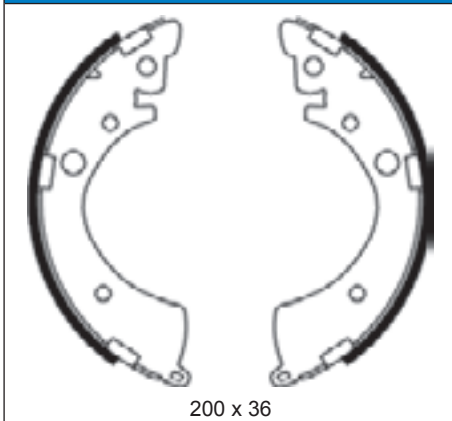


229 x 42

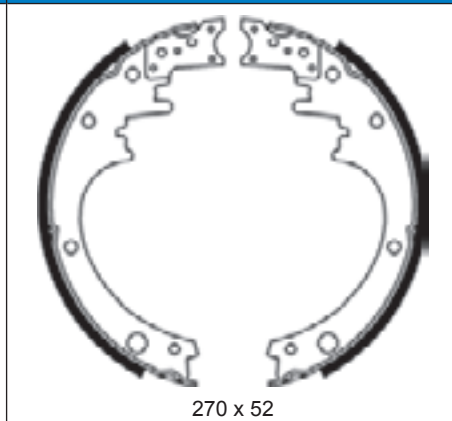


203 x 37

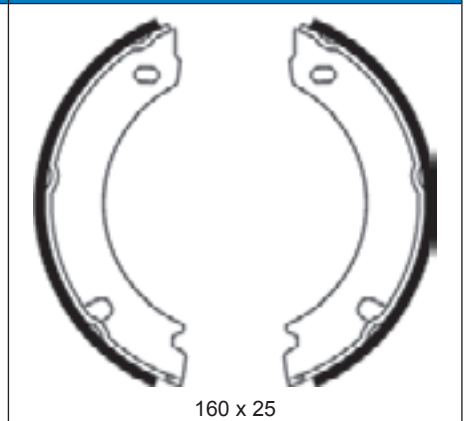
**03.0137-0294.2 650294 03.0137-0297.2 650297 03.0137-0299.2 650299**



200 x 36

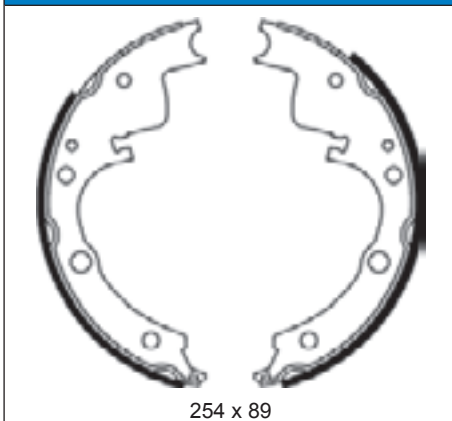


270 x 52

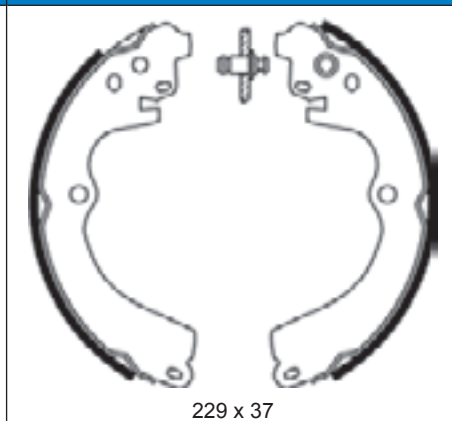


160 x 25

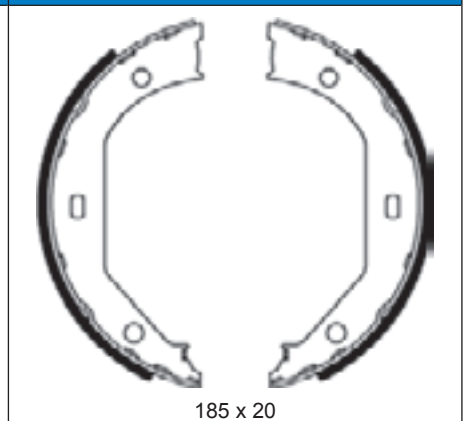
**03.0137-0300.2 650300 03.0137-0302.2 650302 03.0137-0305.2 650305**



254 x 89

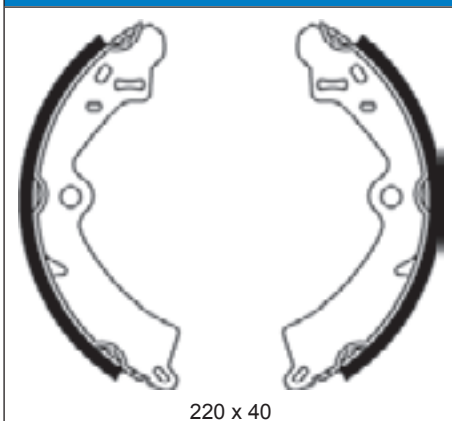


229 x 37

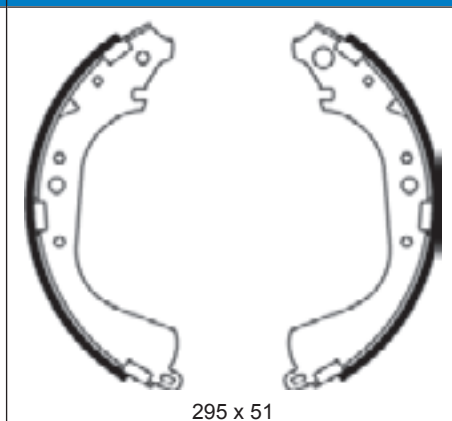


185 x 20

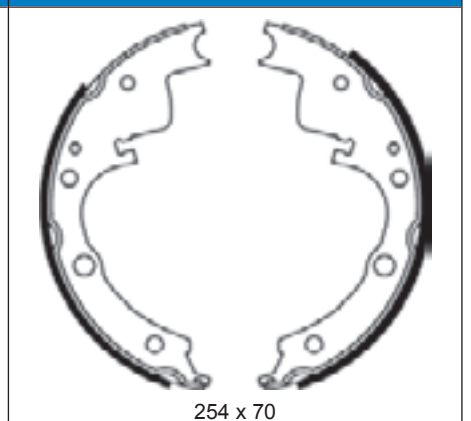
**03.0137-0306.2 650306 03.0137-0308.2 650308 03.0137-0309.2 650309**



220 x 40



295 x 51

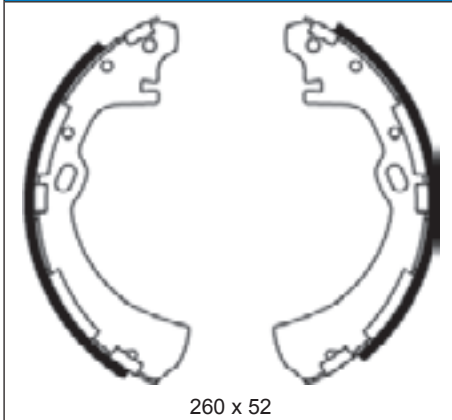


254 x 70

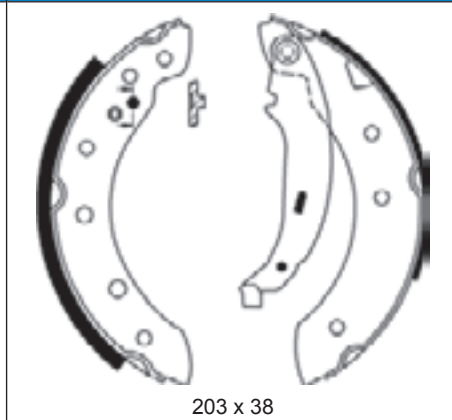
# Abbildungen Trommelbremsbacken

Illustrations drum brake shoes - Ilustraciones zapatas freno de tambor - Illustrations Mâchoires de frein à tambour - Illustrazioni ganasce freno

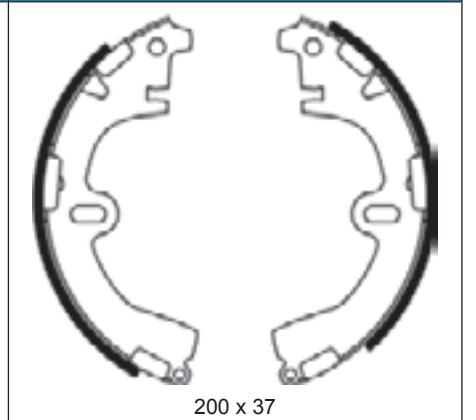
**03.0137-0310.2 650310 03.0137-0312.2 650312 03.0137-0313.2 650313**



260 x 52

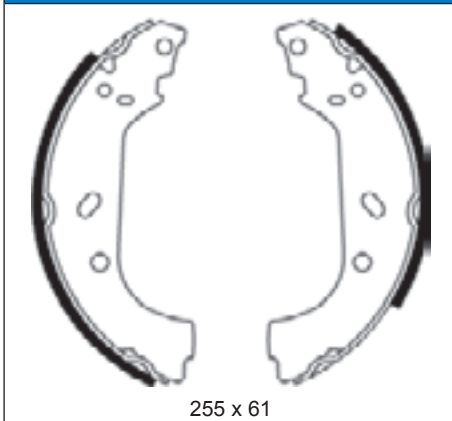


203 x 38

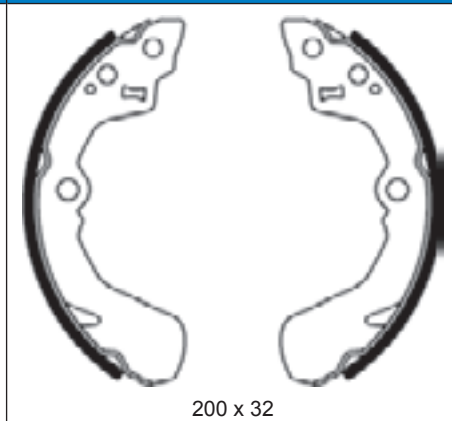


200 x 37

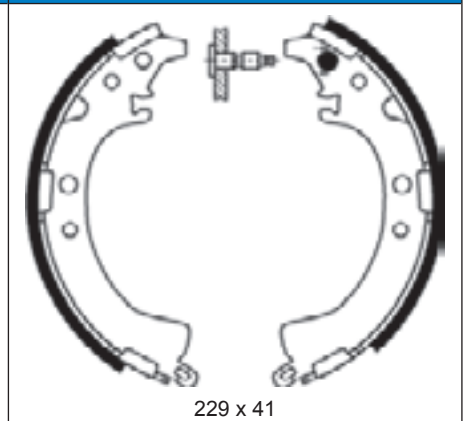
**03.0137-0314.2 650314 03.0137-0315.2 650315 03.0137-0318.2 650318**



255 x 61

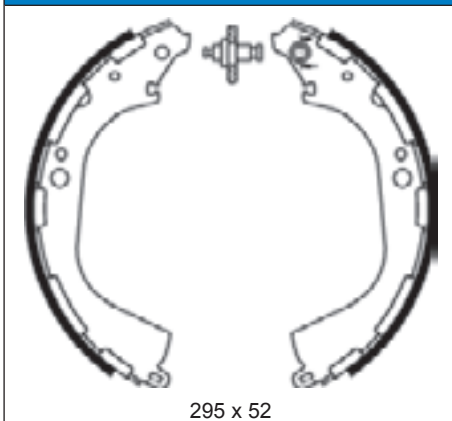


200 x 32

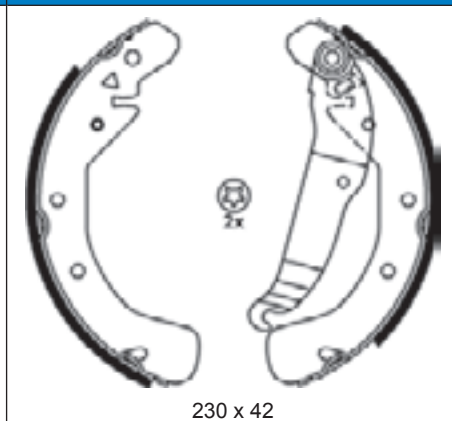


229 x 41

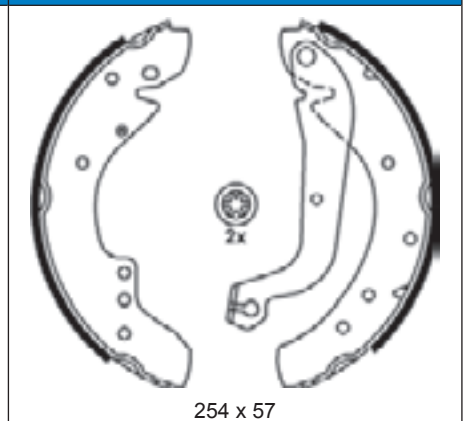
**03.0137-0319.2 650319 03.0137-0322.2 650322 03.0137-0330.2 650330**



295 x 52

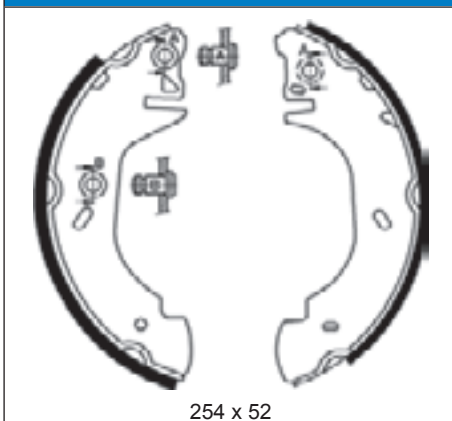


230 x 42

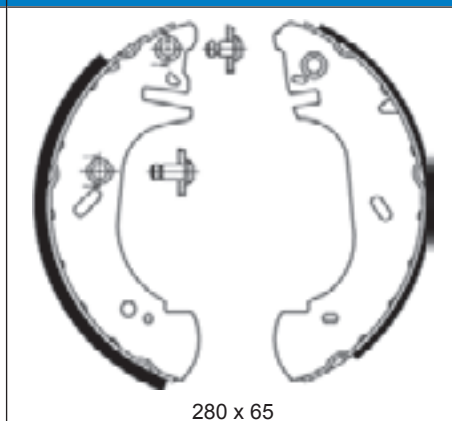


254 x 57

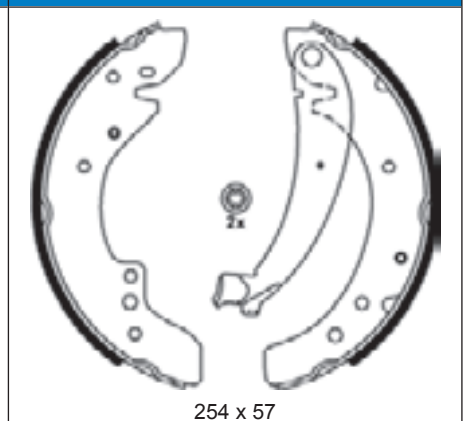
**03.0137-0331.2 650331 03.0137-0332.2 650332 03.0137-0333.2 650333**



254 x 52



280 x 65



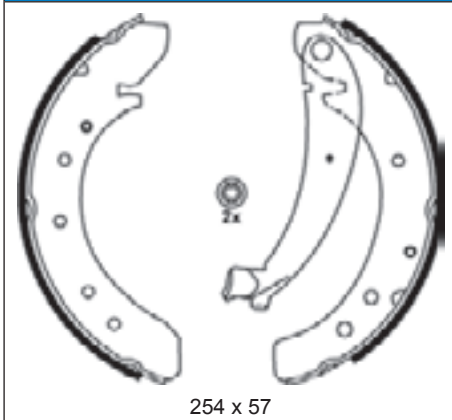
254 x 57



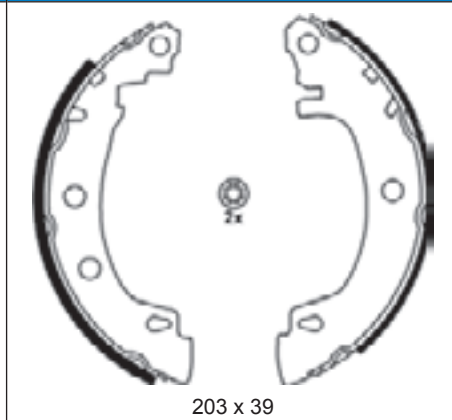
# Abbildungen Trommelbremsbacken

Illustrations drum brake shoes - Ilustraciones zapatas freno de tambor - Illustrations Mâchoires de frein à tambour - Illustrazioni ganasce freno

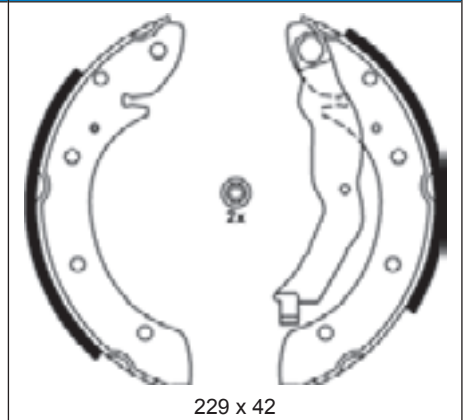
**03.0137-0334.2 650334 03.0137-0335.2 650335 03.0137-0336.2 650336**



254 x 57

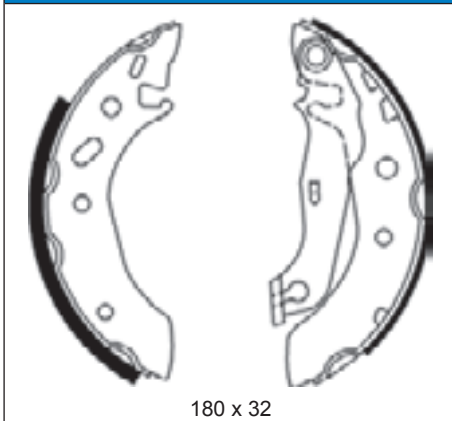


203 x 39

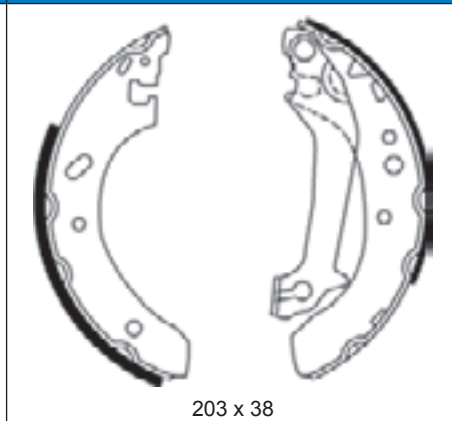


229 x 42

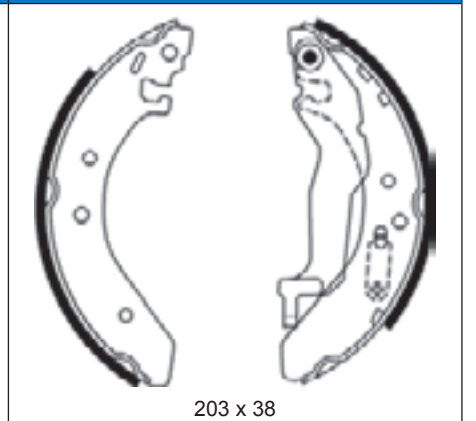
**03.0137-0337.2 650337 03.0137-0338.2 650338 03.0137-0339.2 650339**



180 x 32

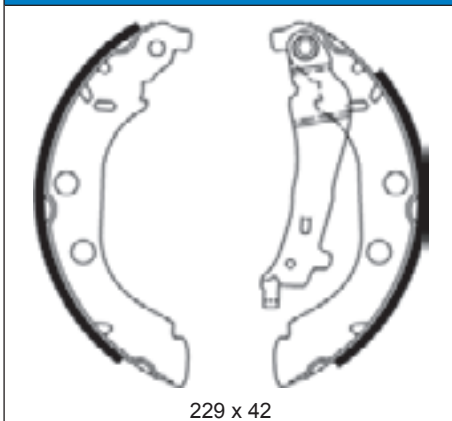


203 x 38

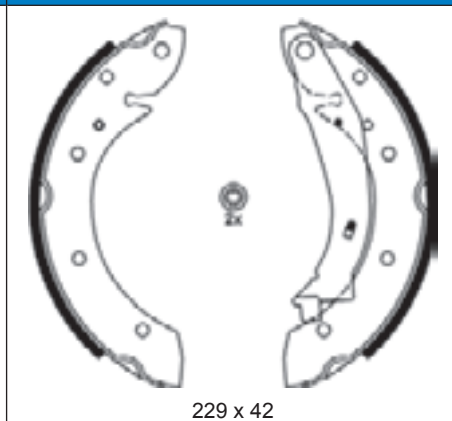


203 x 38

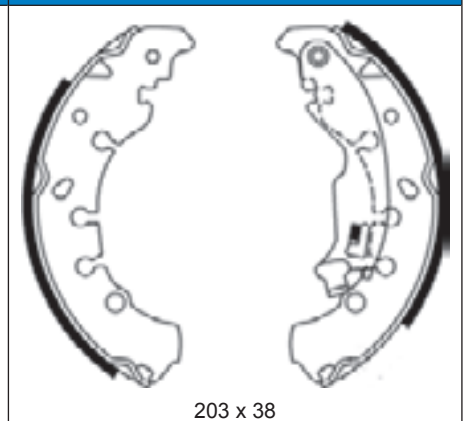
**03.0137-0340.2 650340 03.0137-0341.2 650341 03.0137-0345.2 650345**



229 x 42



229 x 42



203 x 38

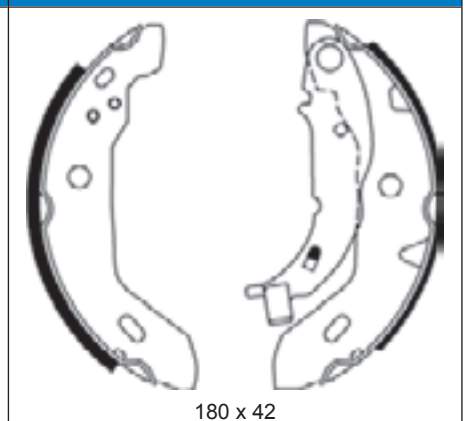
**03.0137-0346.2 650346 03.0137-0347.2 650347 03.0137-0349.2 650349**



203 x 38



229 x 42



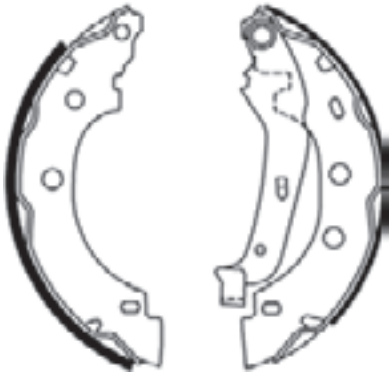
180 x 42



# Abbildungen Trommelbremsbacken

Illustrations drum brake shoes - Ilustraciones zapatas freno de tambor - Illustrations Mâchoires de frein à tambour - Illustrazioni ganasce freno

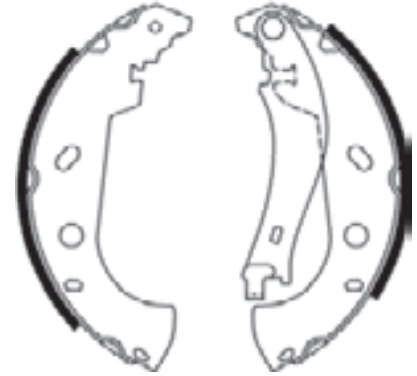
**03.0137-0350.2 650350 03.0137-0351.2 650351 03.0137-0352.2 650352**



203 x 39



229 x 42



228 x 43

**03.0137-0354.2 650354 03.0137-0356.2 650356 03.0137-0357.2 650357**



180 x 32



203 x 38

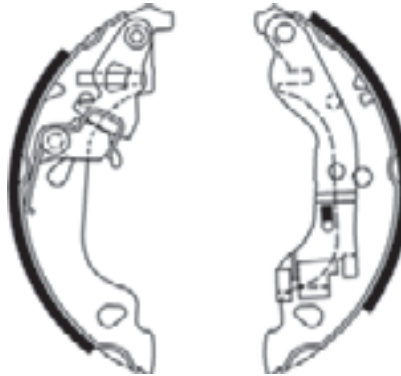


230 x 32

**03.0137-0358.2 650358 03.0137-0359.2 650359 03.0137-0360.2 650360**



180 x 42

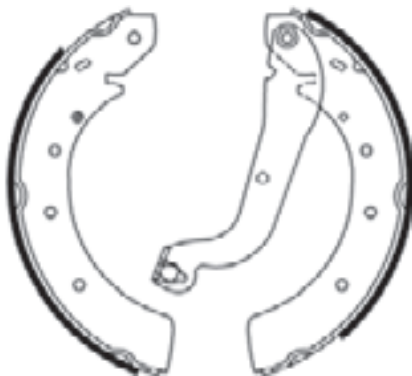


180 x 32

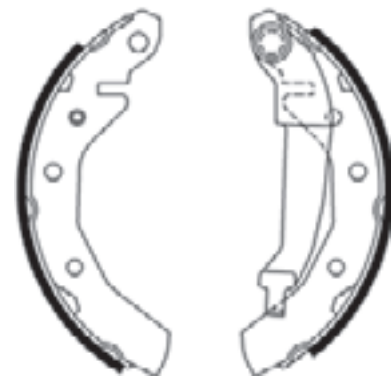


180 x 32

**03.0137-0361.2 650361 03.0137-0363.2 650363 03.0137-0364.2 650364**



254 x 57





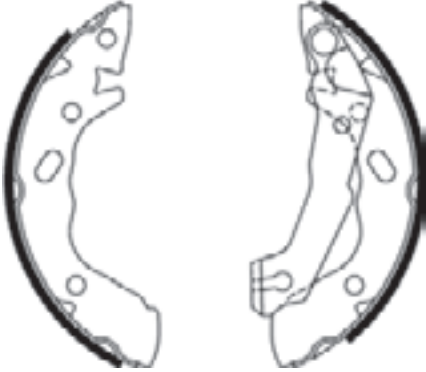

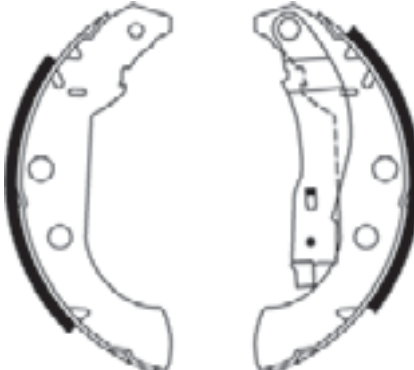

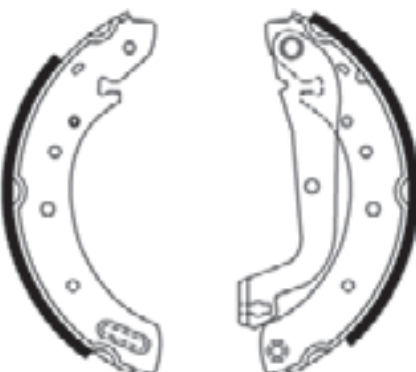
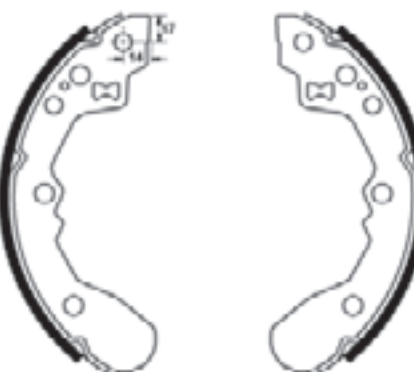
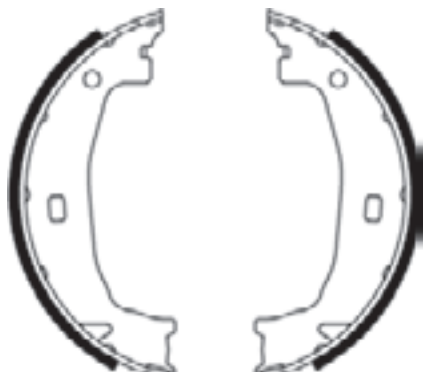
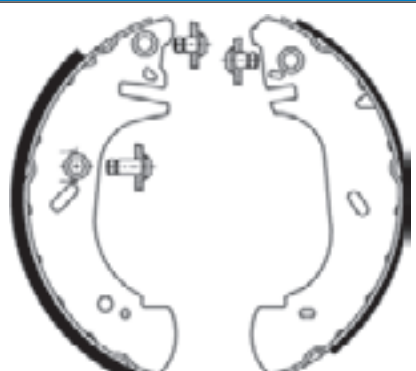

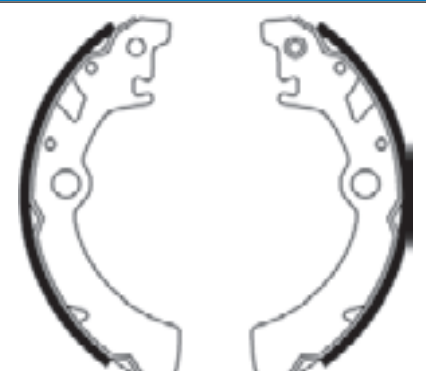
180 x 31



200 x 32

# Abbildungen Trommelbremsbacken

Illustrations drum brake shoes - Ilustraciones zapatas freno de tambor - Illustrations Mâchoires de frein à tambour - Illustrazioni ganasce freno

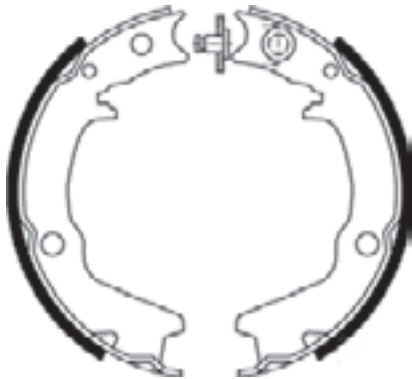
03.0137-0365.2 650365	03.0137-0366.2 650366	03.0137-0367.2 650367
 <p data-bbox="300 674 384 698">229 x 37</p>	 <p data-bbox="756 674 841 698">180 x 32</p>	 <p data-bbox="1211 674 1295 698">180 x 37</p>
03.0137-0369.2 650369	03.0137-0370.2 650370	03.0137-0375.2 650375
 <p data-bbox="300 1153 384 1178">203 x 39</p>	 <p data-bbox="756 1153 841 1178">229 x 42</p>	 <p data-bbox="1211 1153 1295 1178">200 x 37</p>
03.0137-0376.2 650376	03.0137-0377.2 650377	03.0137-0379.2 650379
 <p data-bbox="300 1624 384 1648">254 x 58</p>	 <p data-bbox="756 1624 841 1648">200 x 36</p>	 <p data-bbox="1211 1624 1295 1648">161 x 20</p>
03.0137-0382.2 650382	03.0137-0386.2 650386	03.0137-0387.2 650387
 <p data-bbox="300 2094 384 2119">280 x 65</p>	 <p data-bbox="756 2094 841 2119">180 x 30</p>	 <p data-bbox="1211 2094 1295 2119">180 x 26</p>



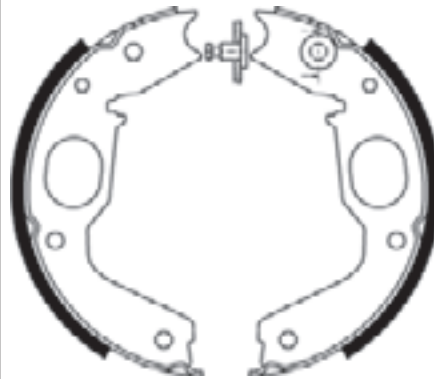
# Abbildungen Trommelbremsbacken

Illustrations drum brake shoes - Ilustraciones zapatas freno de tambor - Illustrations Mâchoires de frein à tambour - Illustrazioni ganasce freno

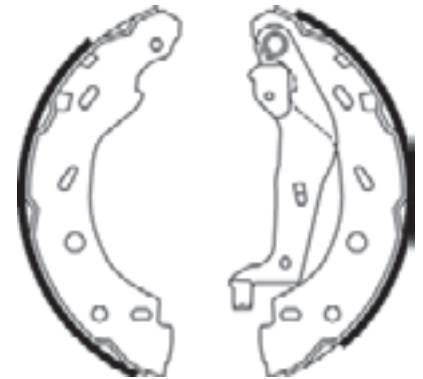
**03.0137-0389.2 650389 03.0137-0390.2 650390 03.0137-0393.2 650393**



167 x 32

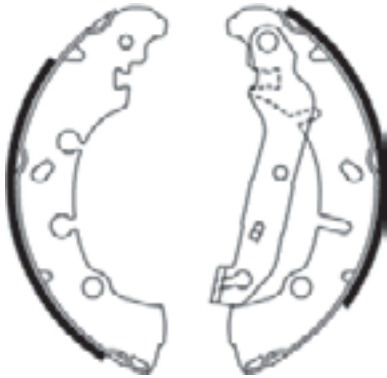


196 x 40

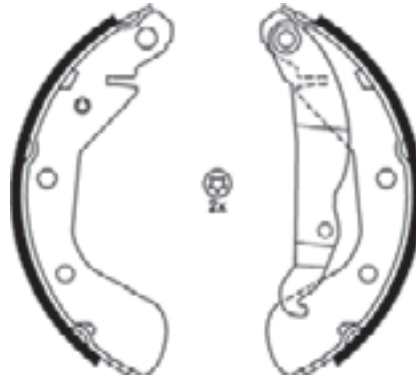


203 x 32

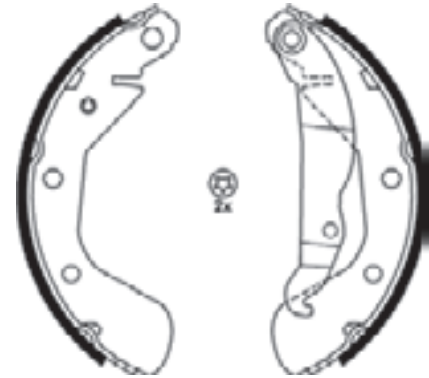
**03.0137-0394.2 650394 03.0137-0395.2 650395 03.0137-0396.2 650396**



203 x 38



200 x 29

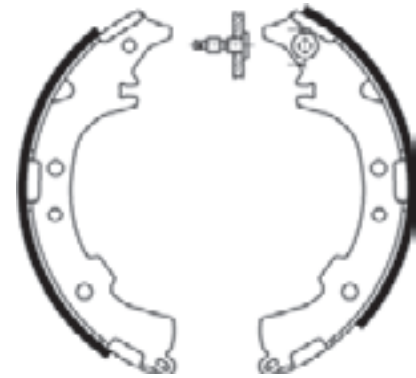


200 x 46

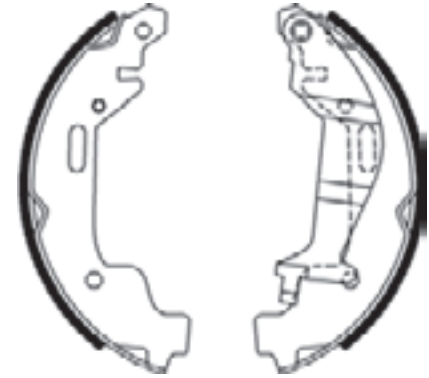
**03.0137-0397.2 650397 03.0137-0398.2 650398 03.0137-0399.2 650399**



160 x 40



229 x 42

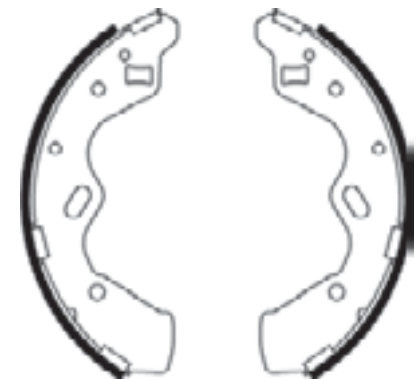


180 x 26

**03.0137-0400.2 650400 03.0137-0401.2 650401 03.0137-0402.2 650402**



190 x 45



200 x 31

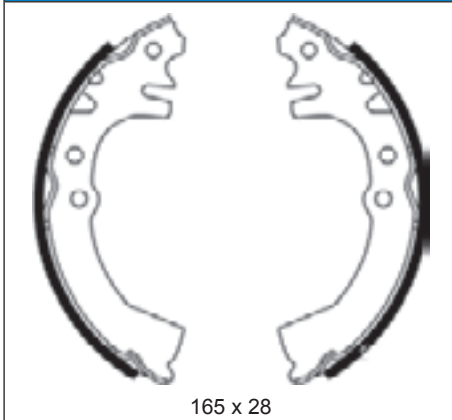


170 x 40

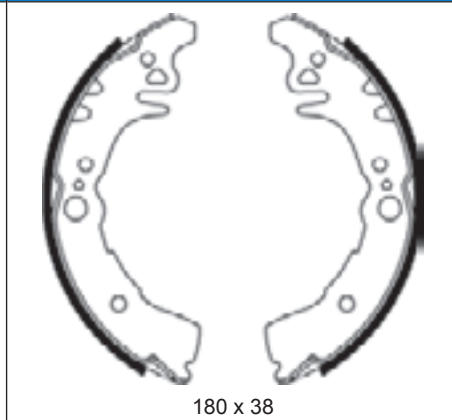
# Abbildungen Trommelbremsbacken

Illustrations drum brake shoes - Ilustraciones zapatas freno de tambor - Illustrations Mâchoires de frein à tambour - Illustrazioni ganasce freno

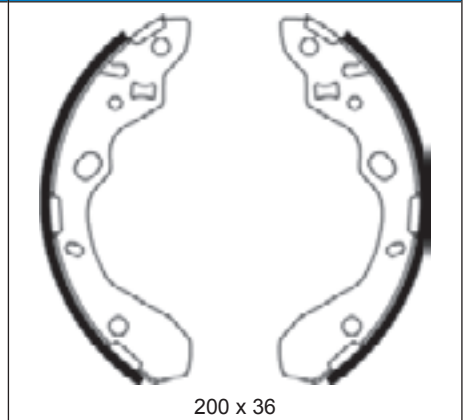
**03.0137-0404.2 650404 03.0137-0406.2 650406 03.0137-0407.2 650407**



165 x 28

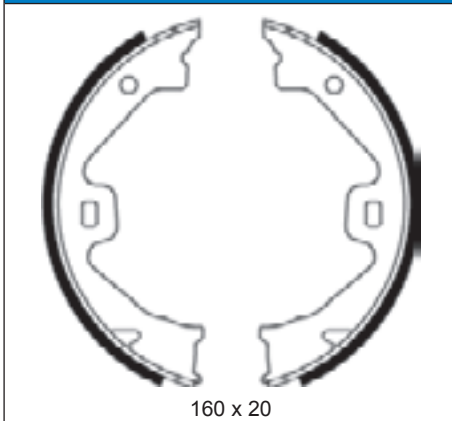


180 x 38

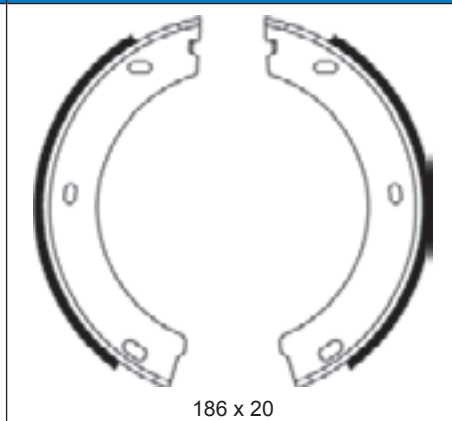


200 x 36

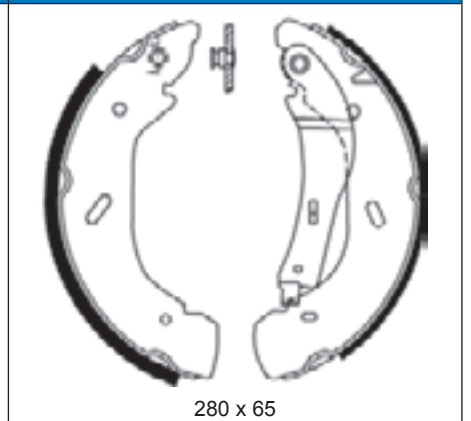
**03.0137-0408.2 650408 03.0137-0409.2 650409 03.0137-0411.2 650411**



160 x 20

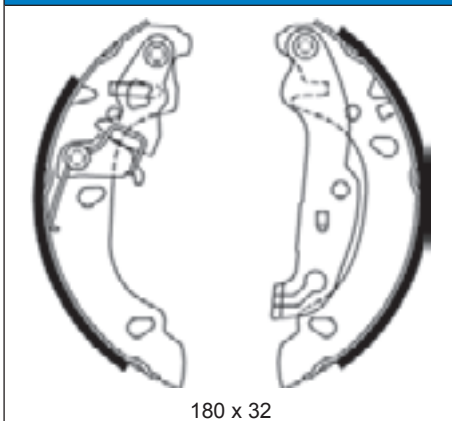


186 x 20

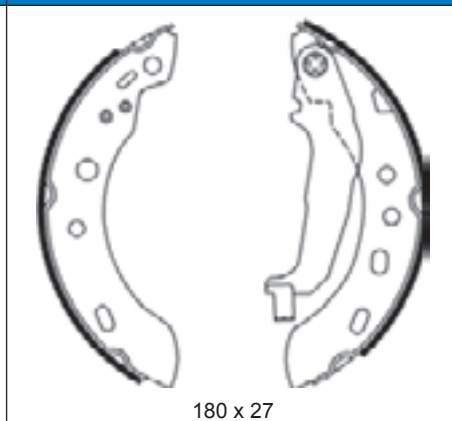


280 x 65

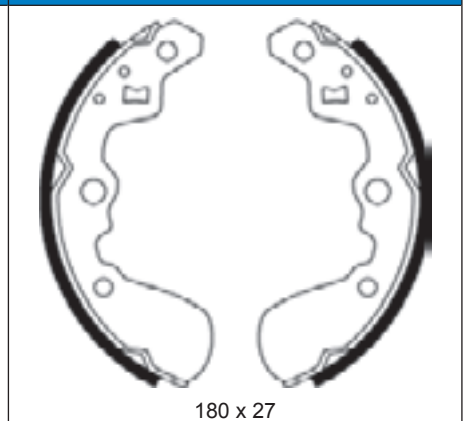
**03.0137-0412.2 650412 03.0137-0413.2 650413 03.0137-0414.2 650414**



180 x 32

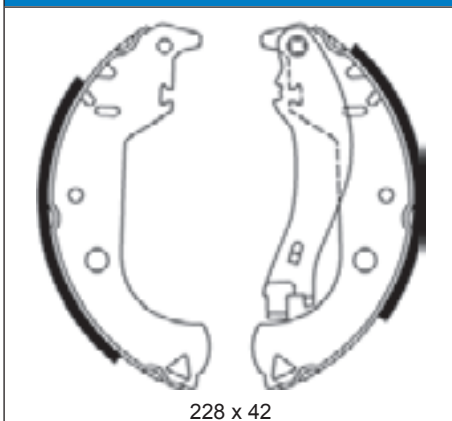


180 x 27

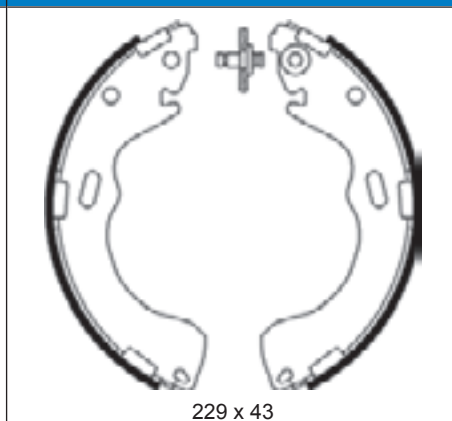


180 x 27

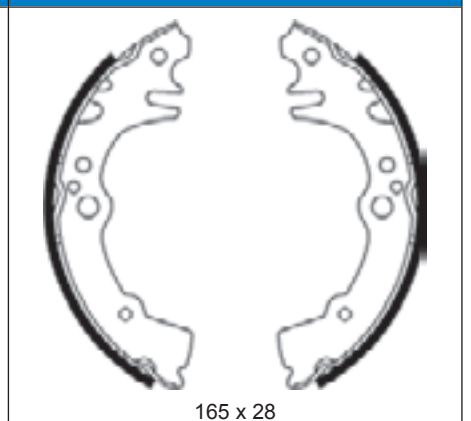
**03.0137-0415.2 650415 03.0137-0416.2 650416 03.0137-0417.2 650417**



228 x 42



229 x 43



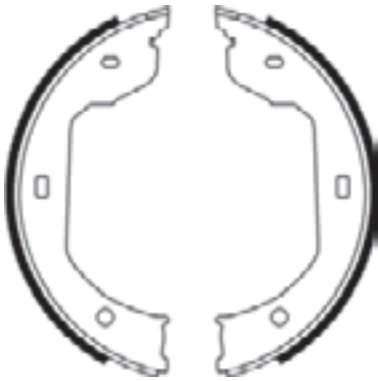
165 x 28



# Abbildungen Trommelbremsbacken

Illustrations drum brake shoes - Ilustraciones zapatas freno de tambor - Illustrations Mâchoires de frein à tambour - Illustrazioni ganasce freno

**03.0137-0419.2 650419** **03.0137-0421.2 650421** **03.0137-0422.2 650422**



185 x 30



164 x 20

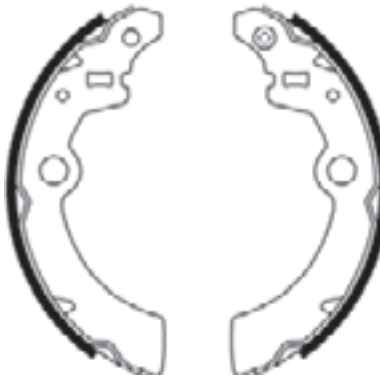


180 x 31

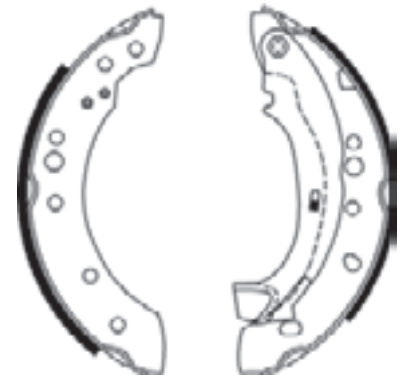
**03.0137-0424.2 650424** **03.0137-0425.2 650425** **03.0137-0426.2 650426**



230 x 42



180 x 26



203 x 38

**03.0137-0427.2 650427** **03.0137-0428.2 650428** **03.0137-0429.2 650429**



254 x 52

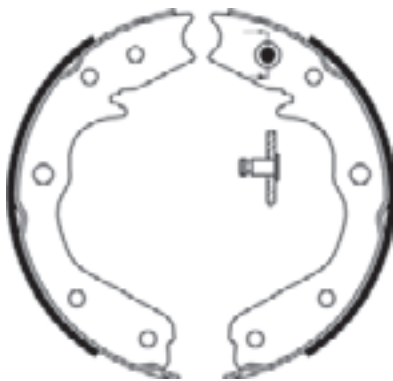


203 x 39

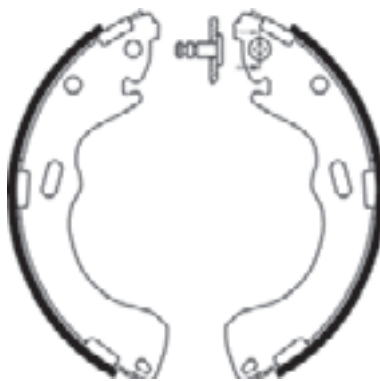


180 x 37

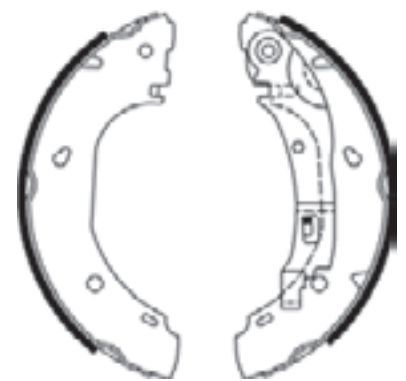
**03.0137-0430.2 650430** **03.0137-0431.2 650431** **03.0137-0432.2 650432**



210 x 32



229 x 43



254 x 57



# Abbildungen Trommelbremsbacken

Illustrations drum brake shoes - Ilustraciones zapatas freno de tambor - Illustrations Mâchoires de frein à tambour - Illustrazioni ganasce freno

**03.0137-0433.2 650433 03.0137-0434.2 650434 03.0137-0436.2 650436**



220 x 42



180 x 32



200 x 26

**03.0137-0437.2 650437 03.0137-0438.2 650438 03.0137-0439.2 650439**



203 x 38



228 x 57



203 x 39

**03.0137-0440.2 650440 03.0137-0442.2 650442 03.0137-0443.2 650443**



254 x 39

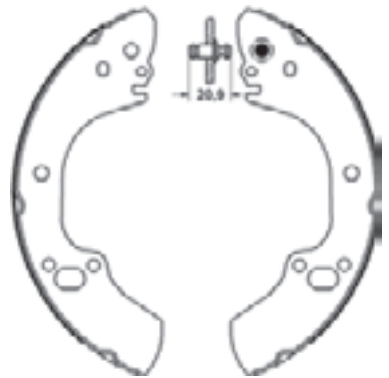


167 x 35

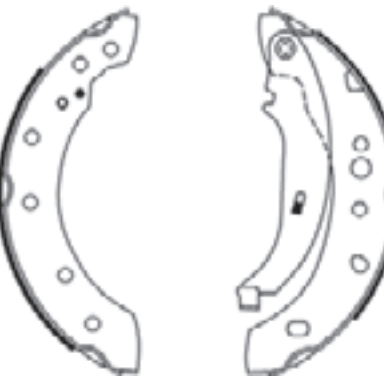


203 x 37

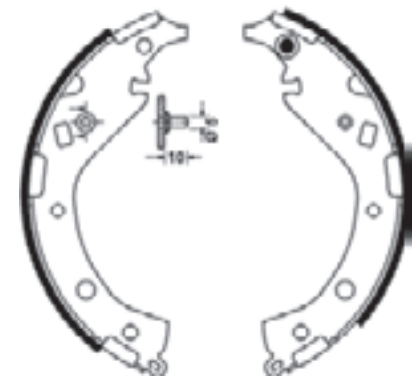
**03.0137-0445.2 650445 03.0137-0446.2 650446 03.0137-0448.2 650448**



294 x 47



203 x 39



228 x 42

# Abbildungen Trommelbremsbacken

Illustrations drum brake shoes - Ilustraciones zapatas freno de tambor - Illustrations Mâchoires de frein à tambour - Illustrazioni ganasce freno

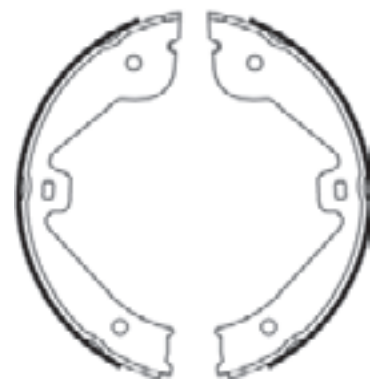
**03.0137-0449.2 650449 03.0137-0450.2 650450 03.0137-0451.2 650451**



178 x 25

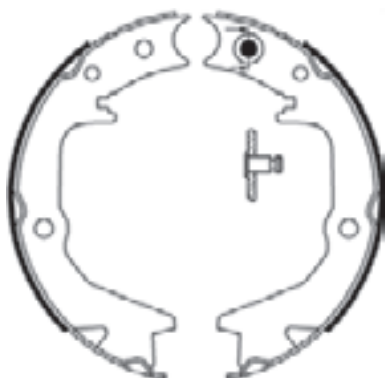


178 x 25

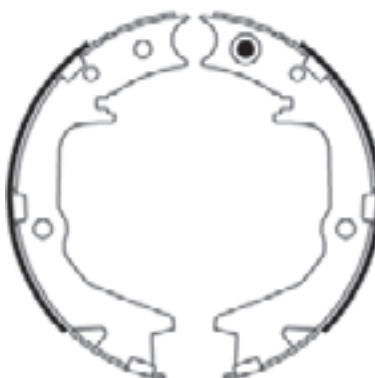


210 x 30

**03.0137-0452.2 650452 03.0137-0453.2 650453 03.0137-0454.2 650454**



167 x 32



167 x 32



203 x 38

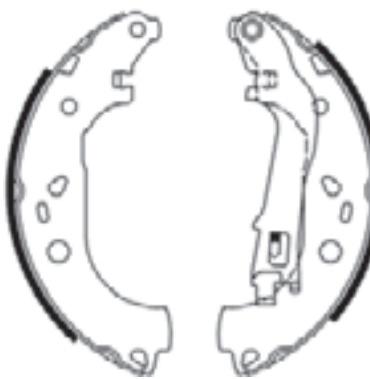
**03.0137-0455.2 650455 03.0137-0456.2 650456 03.0137-0457.2 650457**



200 x 31

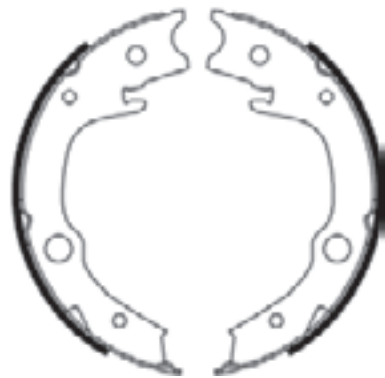


203 x 32



228 x 42

**03.0137-0459.2 650459 03.0137-0460.2 650460 03.0137-0462.2 650462**



172 x 32



172 x 22

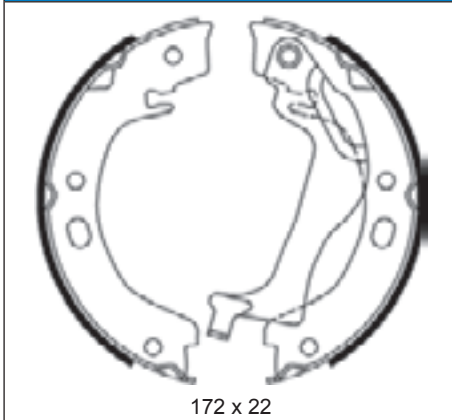


180 x 32

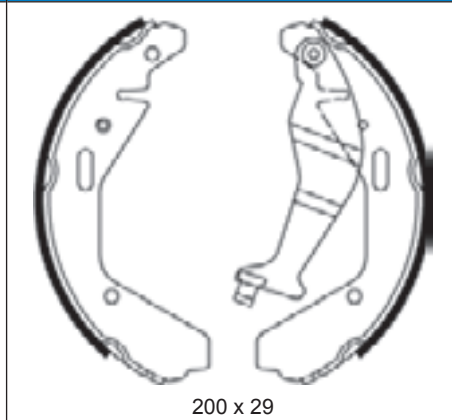
# Abbildungen Trommelbremsbacken

Illustrations drum brake shoes - Ilustraciones zapatas freno de tambor - Illustrations Mâchoires de frein à tambour - Illustrazioni ganasce freno

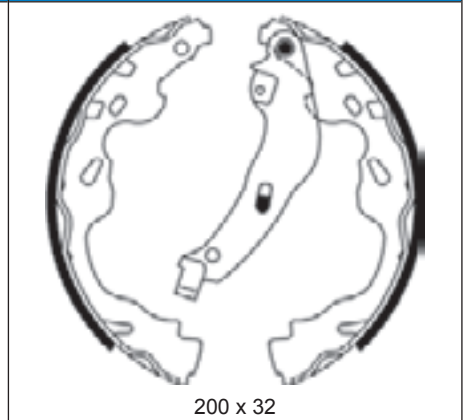
**03.0137-0464.2 650464 03.0137-0465.2 650465 03.0137-0466.2 650466**



172 x 22

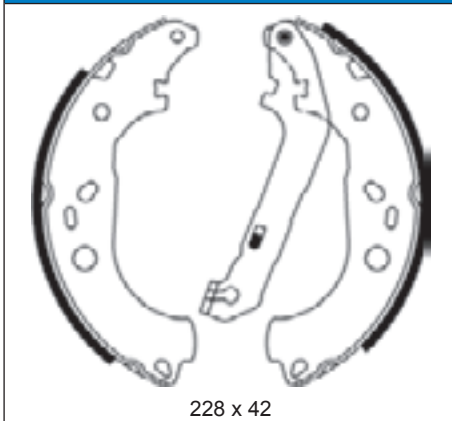


200 x 29

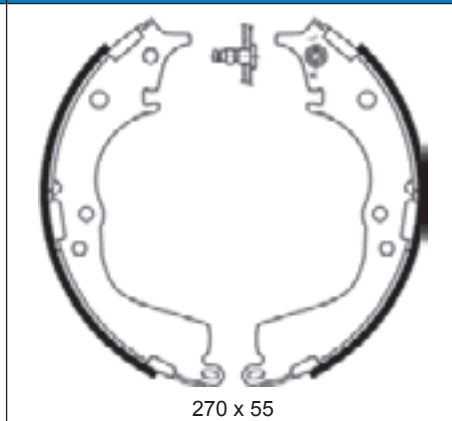


200 x 32

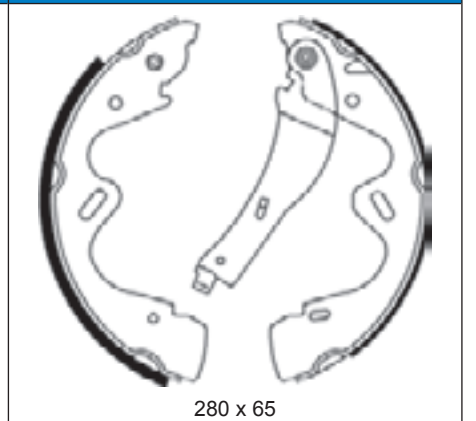
**03.0137-0467.2 650467 03.0137-0468.2 650468 03.0137-0469.2 650469**



228 x 42

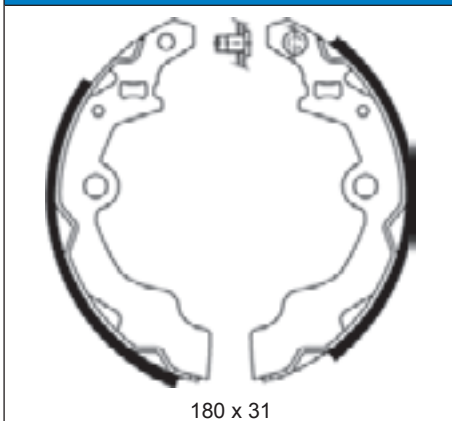


270 x 55

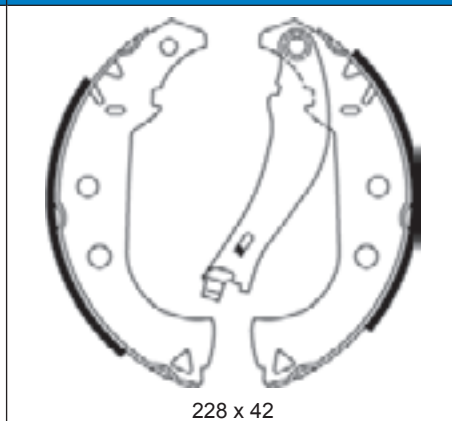


280 x 65

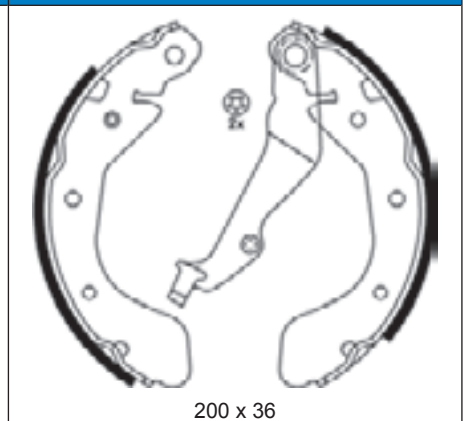
**03.0137-0470.2 650470 03.0137-0471.2 650471 03.0137-0472.2 650472**



180 x 31

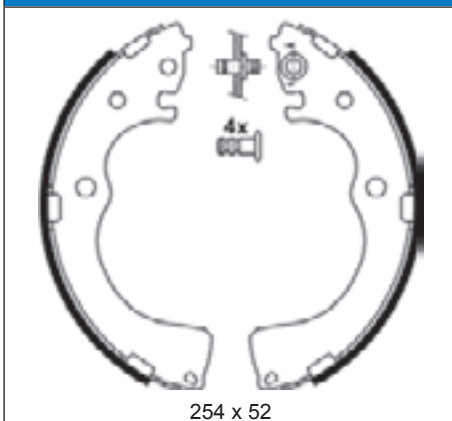


228 x 42

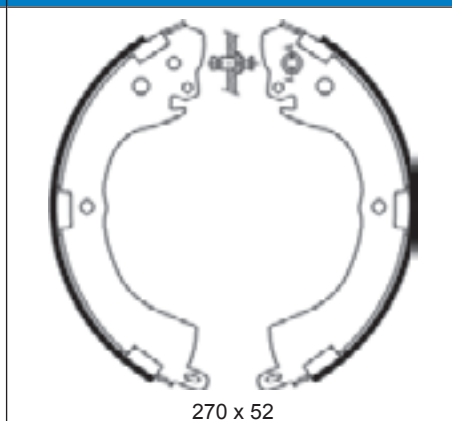


200 x 36

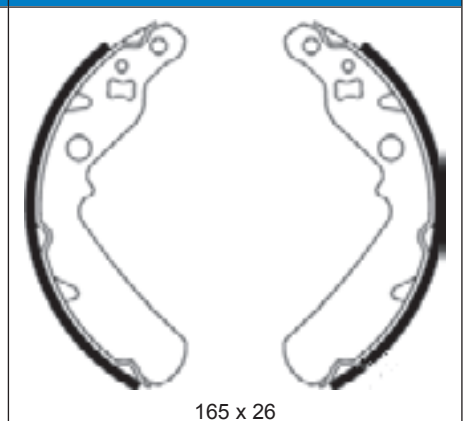
**03.0137-0473.2 650473 03.0137-0474.2 650474 03.0137-0475.2 650475**



254 x 52



270 x 52



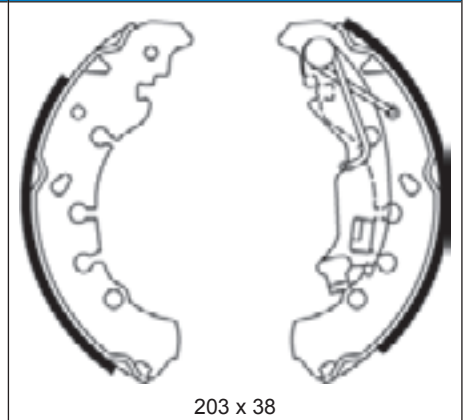
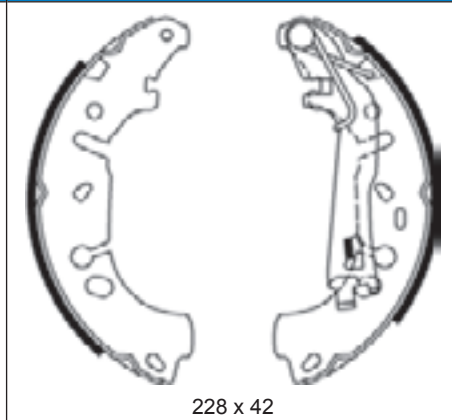
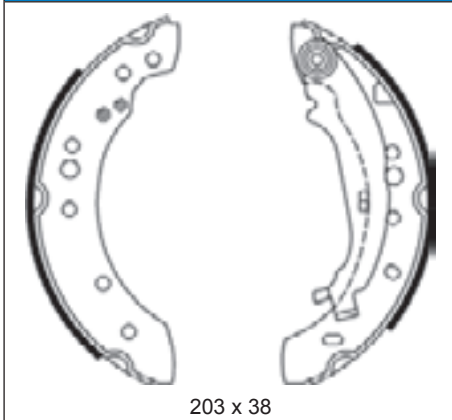
165 x 26



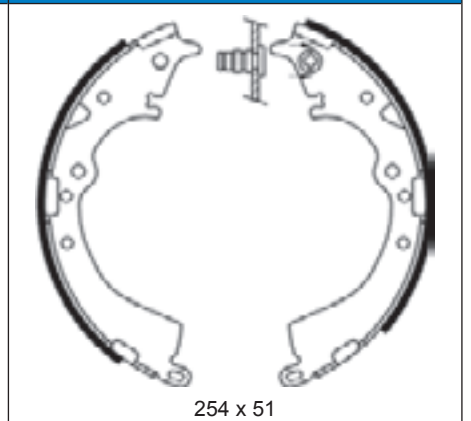
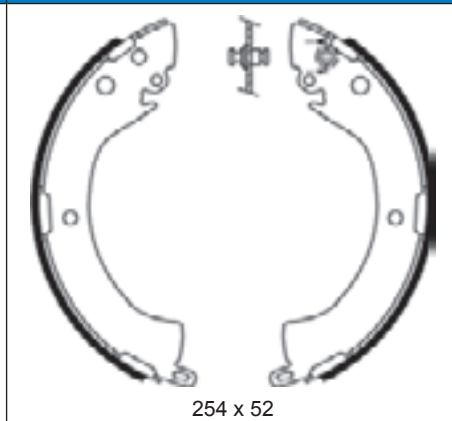
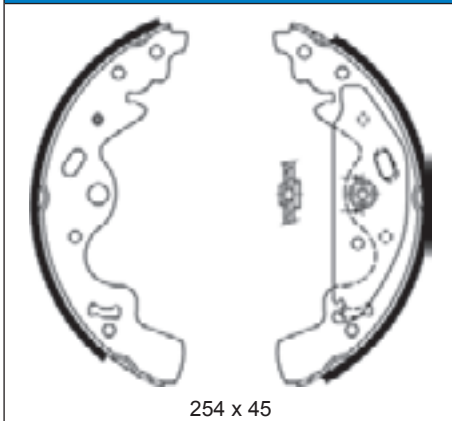
# Abbildungen Trommelbremsbacken

Illustrations drum brake shoes - Ilustraciones zapatas freno de tambor - Illustrations Mâchoires de frein à tambour - Illustrazioni ganasce freno

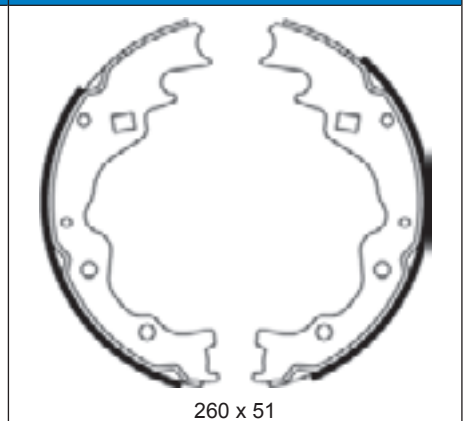
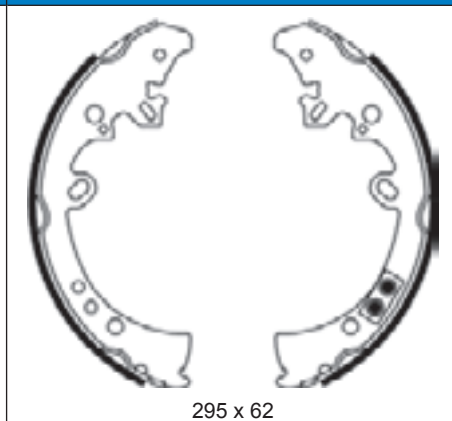
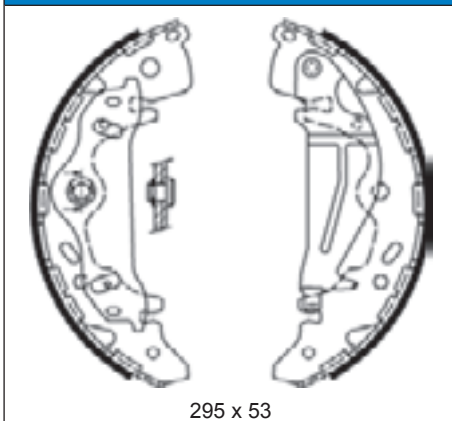
**03.0137-0477.2 650477 03.0137-0478.2 650478 03.0137-0479.2 650479**



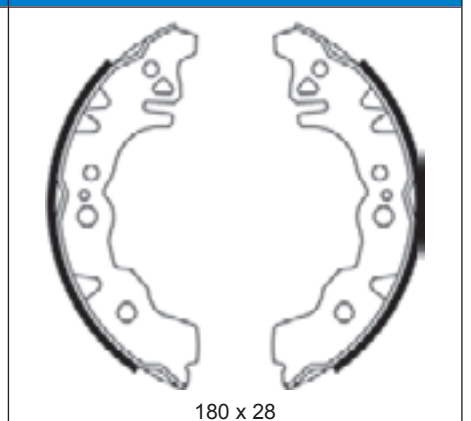
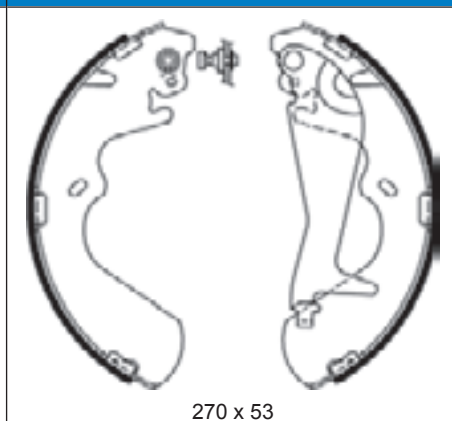
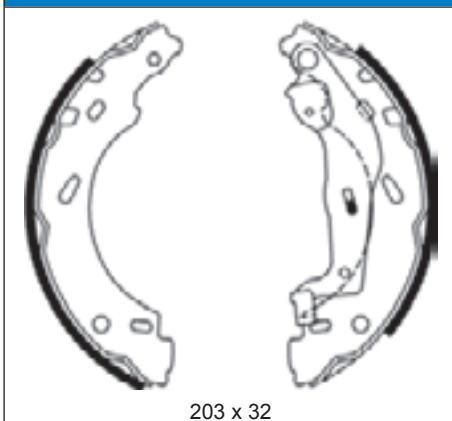
**03.0137-0480.2 650480 03.0137-0482.2 650482 03.0137-0483.2 650483**



**03.0137-0484.2 650484 03.0137-0485.2 650485 03.0137-0486.2 650486**



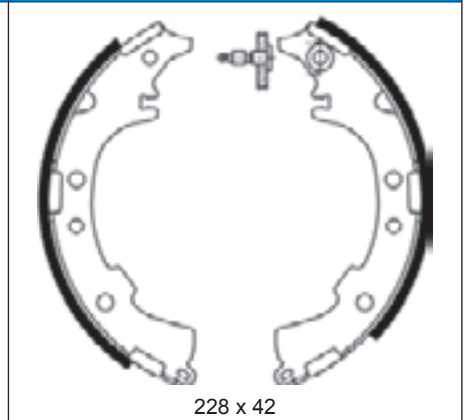
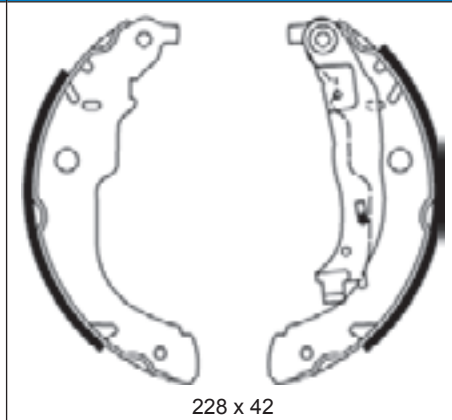
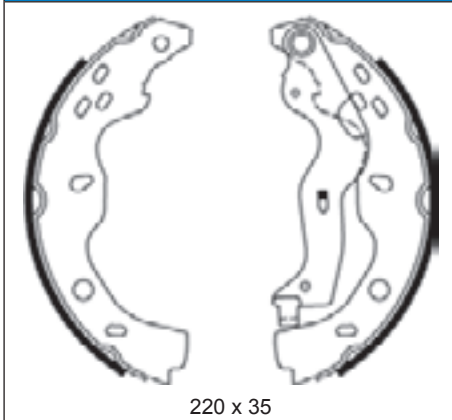
**03.0137-0487.2 650487 03.0137-0488.2 650488 03.0137-0489.2 650489**



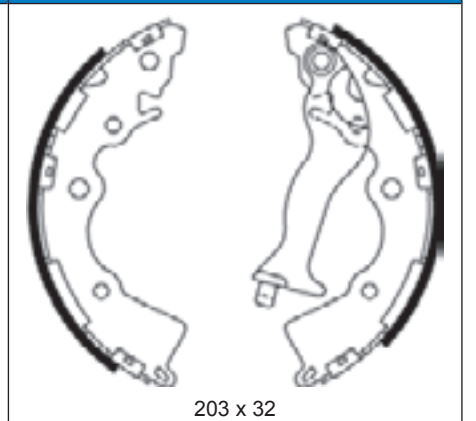
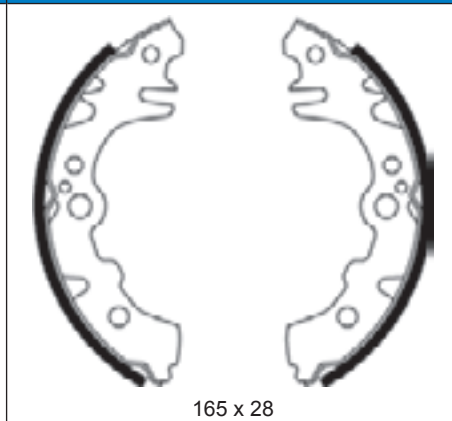
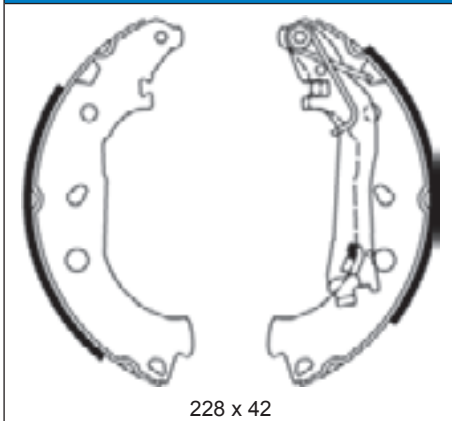
# Abbildungen Trommelbremsbacken

Illustrations drum brake shoes - Ilustraciones zapatas freno de tambor - Illustrations Mâchoires de frein à tambour - Illustrazioni ganasce freno

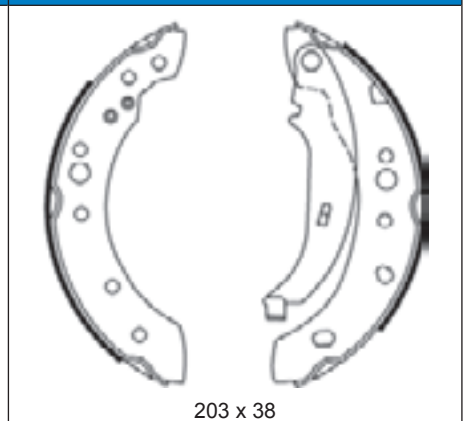
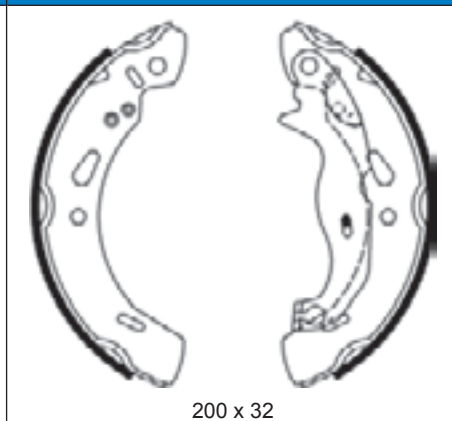
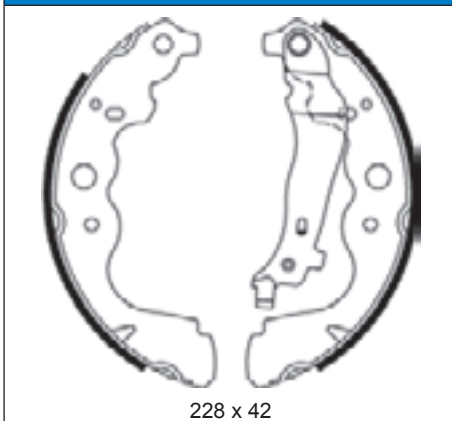
**03.0137-0490.2 650490 03.0137-0491.2 650491 03.0137-0492.2 650492**



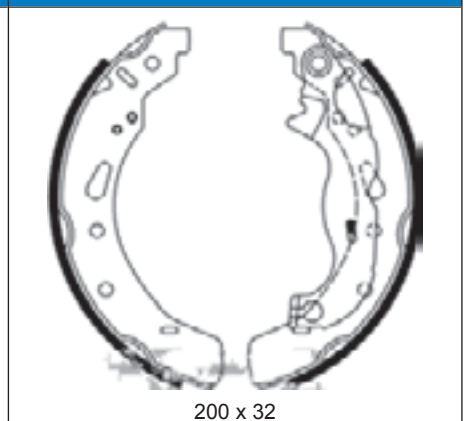
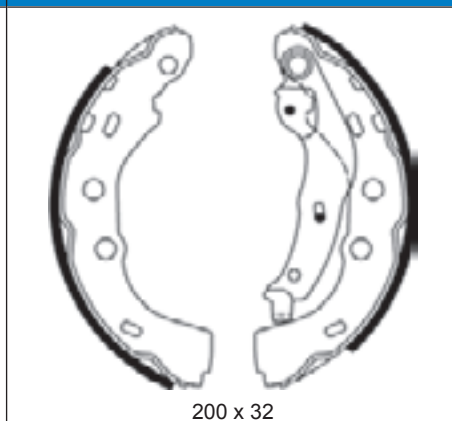
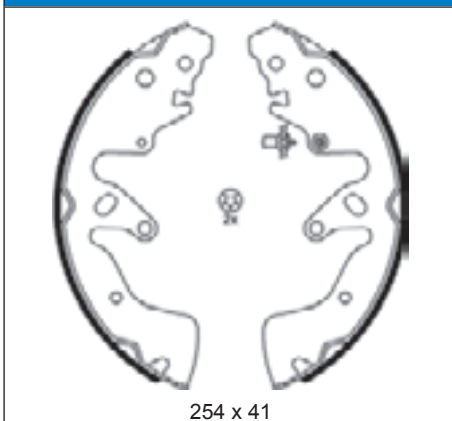
**03.0137-0493.2 650493 03.0137-0494.2 650494 03.0137-0495.2 650495**



**03.0137-0496.2 650496 03.0137-0497.2 650497 03.0137-0498.2 650498**



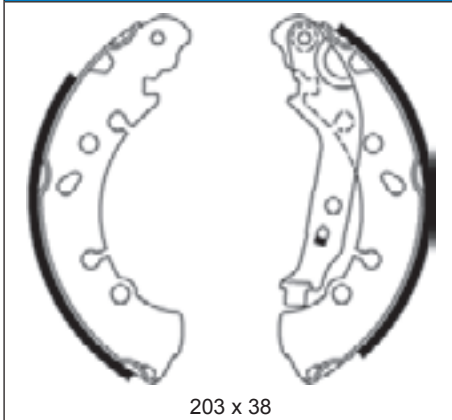
**03.0137-0499.2 650499 03.0137-0500.2 650500 03.0137-0501.2 650501**



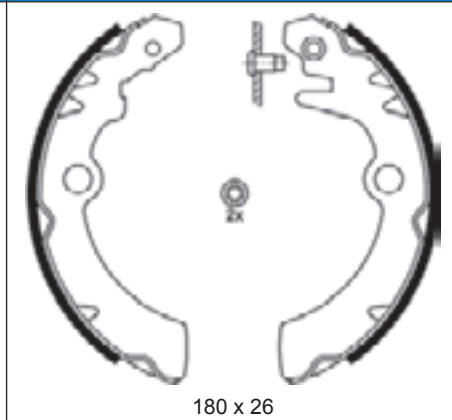
# Abbildungen Trommelbremsbacken

Illustrations drum brake shoes - Ilustraciones zapatas freno de tambor - Illustrations Mâchoires de frein à tambour - Illustrazioni ganasce freno

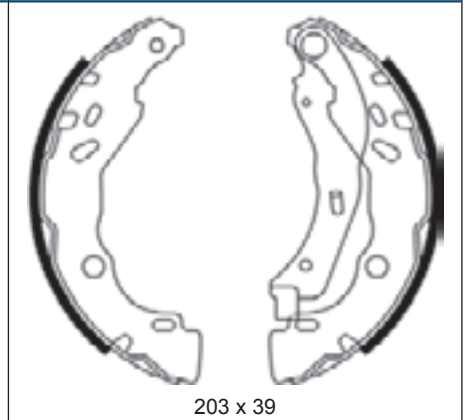
**03.0137-0502.2 650502 03.0137-0503.2 650503 03.0137-0504.2 650504**



203 x 38

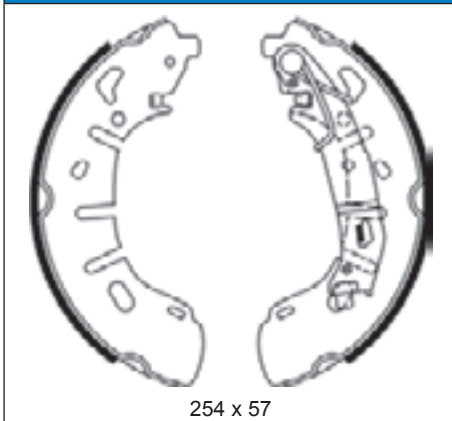


180 x 26

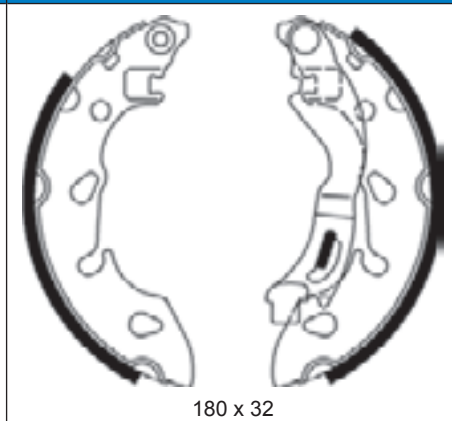


203 x 39

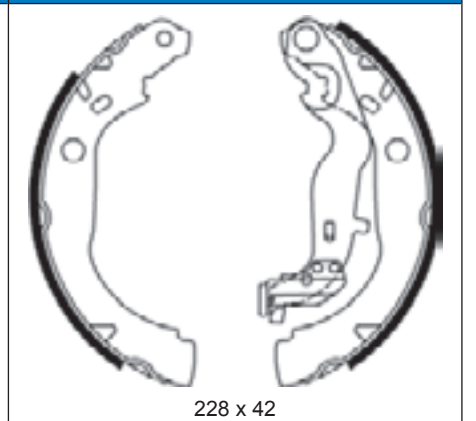
**03.0137-0505.2 650505 03.0137-0506.2 650506 03.0137-0507.2 650507**



254 x 57

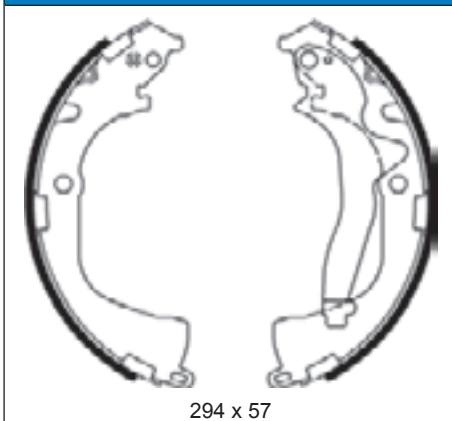


180 x 32

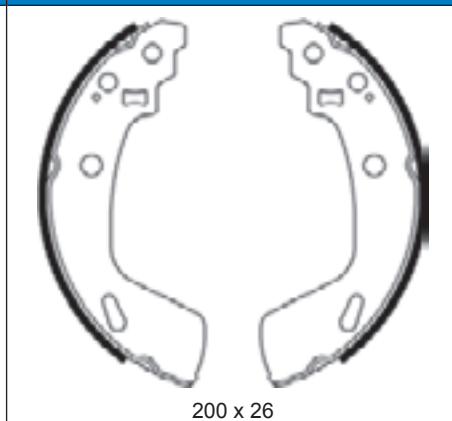


228 x 42

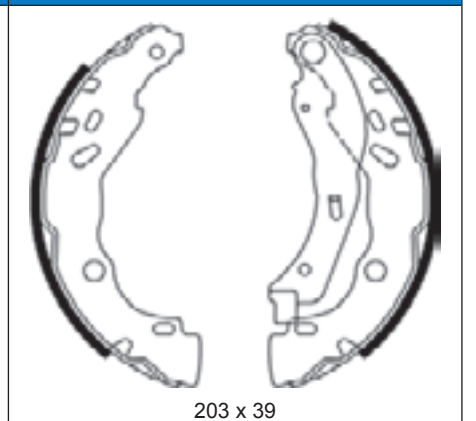
**03.0137-0508.2 650508 03.0137-0509.2 650509 03.0137-0510.2 650510**



294 x 57

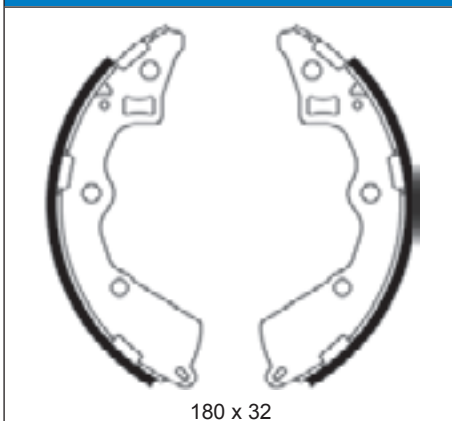


200 x 26

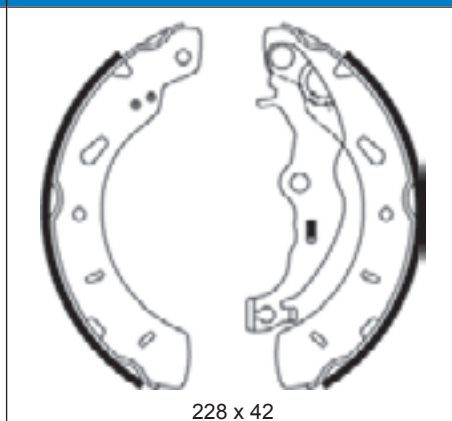


203 x 39

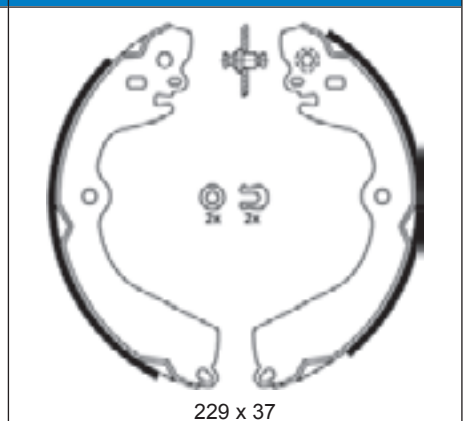
**03.0137-0511.2 650511 03.0137-0512.2 650512 03.0137-0513.2 650513**



180 x 32



228 x 42



229 x 37



# Abbildungen Trommelbremsbacken

Illustrations drum brake shoes - Ilustraciones zapatas freno de tambor - Illustrations Mâchoires de frein à tambour - Illustrazioni ganasce freno

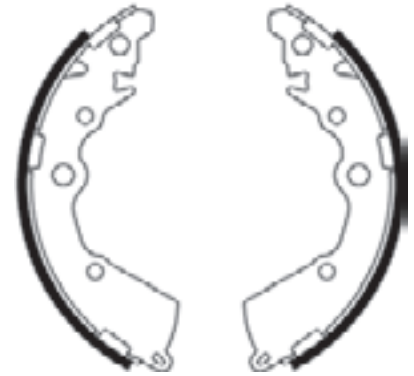
**03.0137-0514.2 650514**   **03.0137-0515.2 650515**   **03.0137-0516.2 650516**



200 x 36



230 x 41

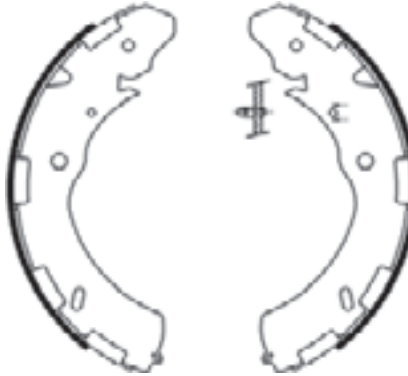


180 x 27

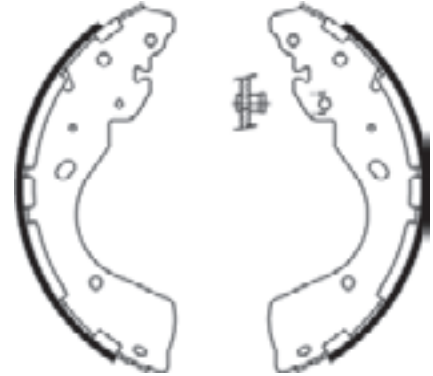
**03.0137-0517.2 650517**   **03.0137-0518.2 650518**   **03.0137-0519.2 650519**



203 x 31



295 x 51



294 x 56

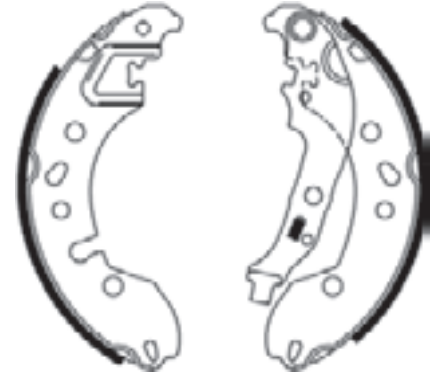
**03.0137-0520.2 650520**   **03.0137-0521.2 650521**   **03.0137-0522.2 650522**



230 x 43



228 x 33

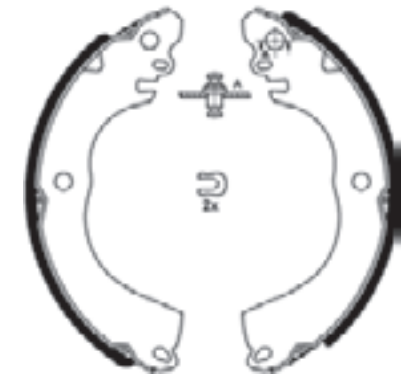


203 x 38

**03.0137-0524.2 650524**   **03.0137-0525.2 650525**   **03.0137-0526.2 650526**



203 x 31



203 x 32

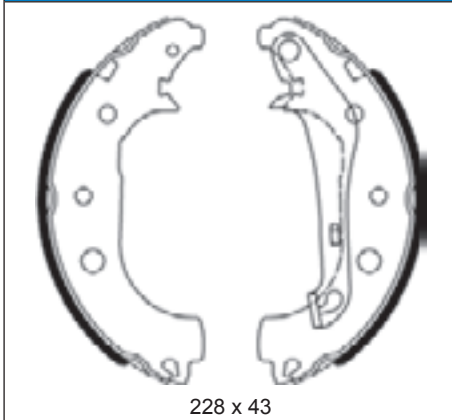


229 x 43

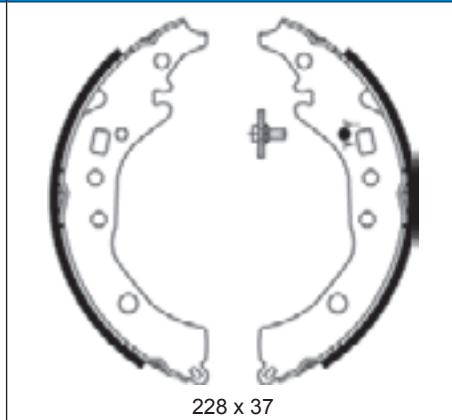
# Abbildungen Trommelbremsbacken

Illustrations drum brake shoes - Ilustraciones zapatas freno de tambor - Illustrations Mâchoires de frein à tambour - Illustrazioni ganasce freno

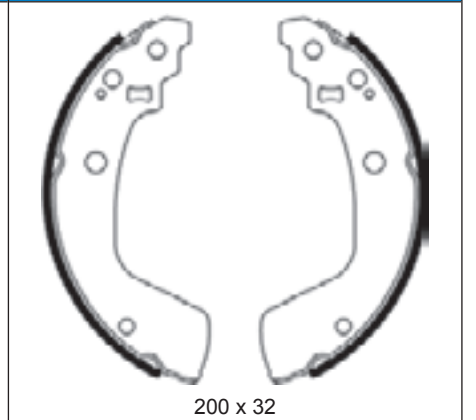
**03.0137-0527.2 650527 03.0137-0528.2 650528 03.0137-0529.2 650526**



228 x 43

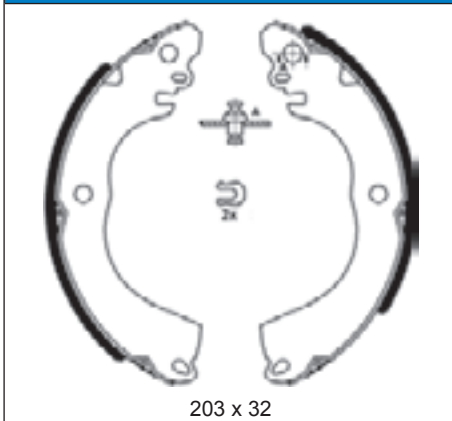


228 x 37

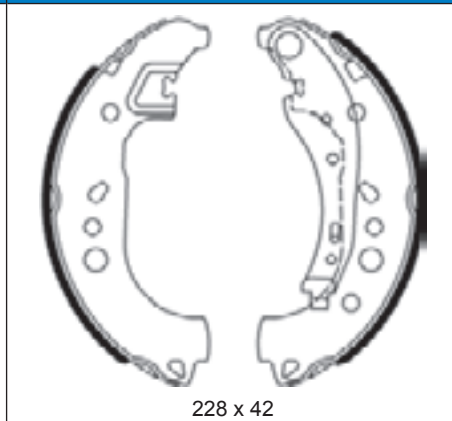


200 x 32

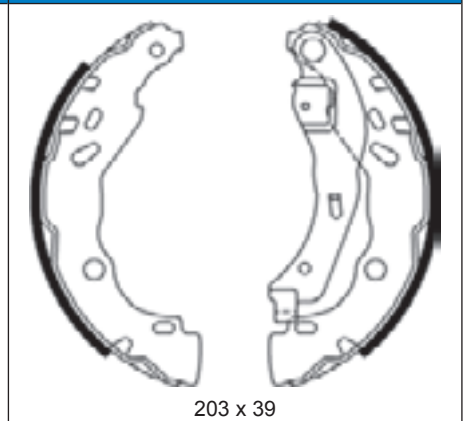
**03.0137-0530.2 650530 03.0137-0531.2 650531 03.0137-0532.2 650532**



203 x 32

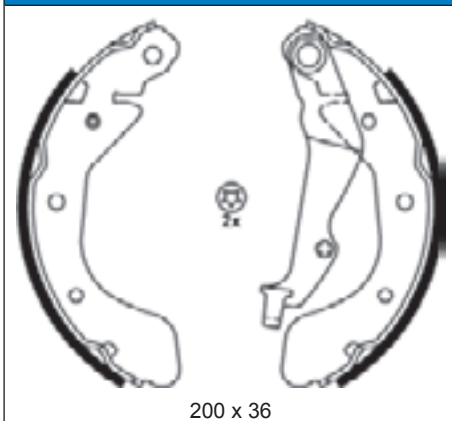


228 x 42

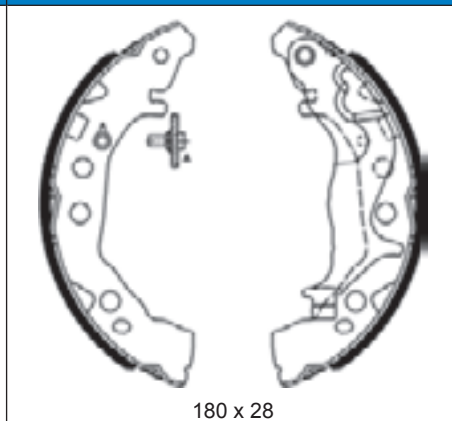


203 x 39

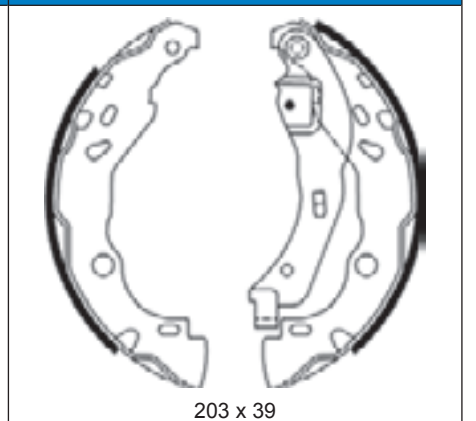
**03.0137-0533.2 650533 03.0137-0534.2 650534 03.0137-0536.2 650536**



200 x 36



180 x 28



203 x 39







- DE** Abbildungen Trommelbremsbacken Einbausätze
- EN** Illustration drum brake shoes installation kits
- ES** Ilustraciones juegos de montaje zapatas freno de tambor
- FR** Illustrations Lots de montage pour mâchoires de frein à tambour
- IT** Illustrazioni kit installazione ganasce freno

2019

# Abbildungen Trommelbremsbacken Einbausätze

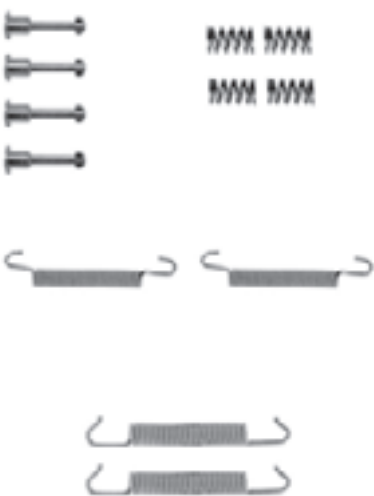

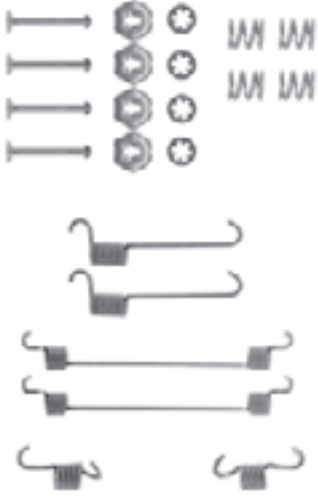
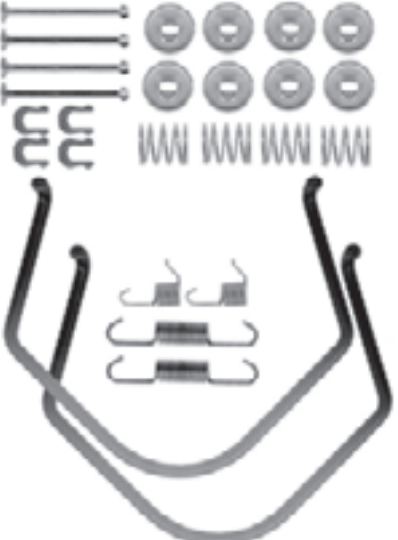

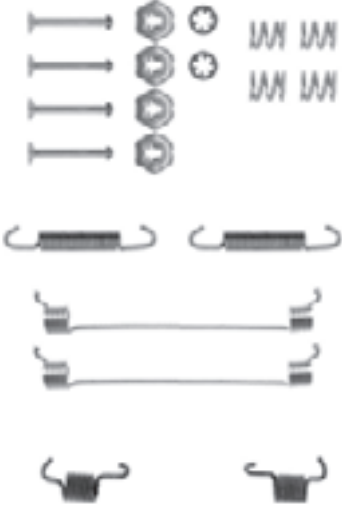

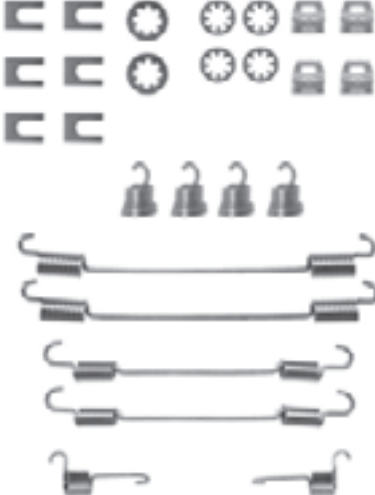
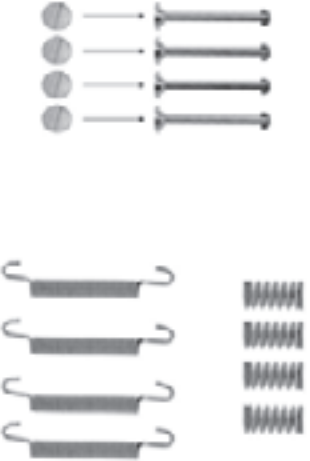
Illustration drum brake shoes installation kits - Ilustraciones juegos de montaje zapatas freno de tambor - Illustrations Lots de montage pour mâchoires de frein à tambour - Illustrazioni kit installazione ganasce freno

03.0137-9008.2 669008	03.0137-9013.2 669013	03.0137-9020.2 669020
03.0137-9021.2 669021	03.0137-9027.2 669027	03.0137-9044.2 669044
03.0137-9053.2 669053	03.0137-9055.2 669055	03.0137-9056.2 669056



# Abbildungen Trommelbremsbacken Einbausätze

Illustration drum brake shoes installation kits - Ilustraciones juegos de montaje zapatas freno de tambor - Illustrations Lots de montage pour mâchoires de frein à tambour - Illustrazioni kit installazione ganasce freno

03.0137-9062.2 669062	03.0137-9065.2 669065	03.0137-9079.2 669079
		
03.0137-9080.2 669080	03.0137-9081.2 669081	03.0137-9086.2 669086
		
03.0137-9088.2 669088	03.0137-9089.2 669089	03.0137-9092.2 669092
		

# Abbildungen Trommelbremsbacken Einbausätze



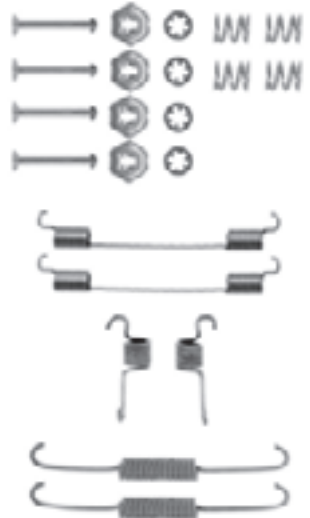
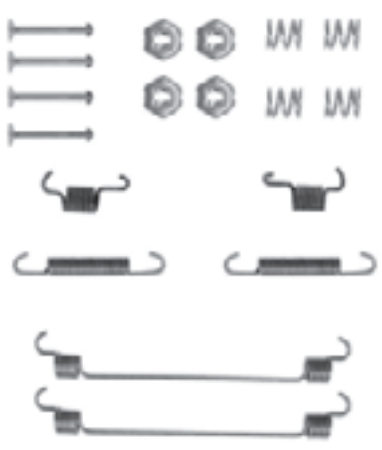

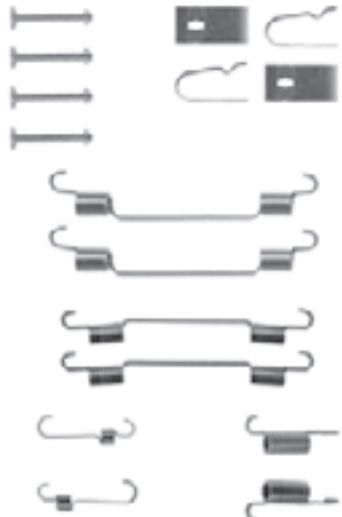

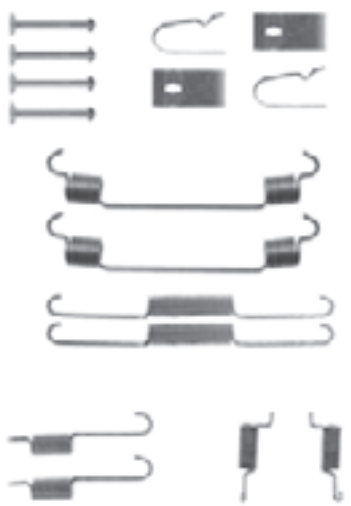

Illustration drum brake shoes installation kits - Ilustraciones juegos de montaje zapatas freno de tambor - Illustrations Lots de montage pour mâchoires de frein à tambour - Illustrazioni kit installazione ganasce freno

03.0137-9096.2 669096	03.0137-9097.2 669097	03.0137-9105.2 669105
03.0137-9107.2 669107	03.0137-9112.2 669112	03.0137-9113.2 669113
03.0137-9114.2 669114	03.0137-9115.2 669115	03.0137-9117.2 669117



# Abbildungen Trommelbremsbacken Einbausätze

Illustration drum brake shoes installation kits - Ilustraciones juegos de montaje zapatas freno de tambor - Illustrations Lots de montage pour mâchoires de frein à tambour - Illustrazioni kit installazione ganasce freno

03.0137-9118.2 669118	03.0137-9120.2 669120	03.0137-9121.2 669121
		
03.0137-9125.2 669125	03.0137-9126.2 669126	03.0137-9127.2 669127
		
03.0137-9128.2 669128	03.0137-9131.2 669131	03.0137-9145.2 669145
		



# Abbildungen Trommelbremsbacken Einbausätze

Illustration drum brake shoes installation kits - Ilustraciones juegos de montaje zapatas freno de tambor - Illustrations Lots de montage pour mâchoires de frein à tambour - Illustrazioni kit installazione ganasce freno

03.0137-9147.2 669147	03.0137-9148.2 669148	03.0137-9149.2 669149
03.0137-9151.2 669151	03.0137-9152.2 669152	03.0137-9153.2 669153
03.0137-9155.2 669155	03.0137-9156.2 669156	03.0137-9158.2 669158





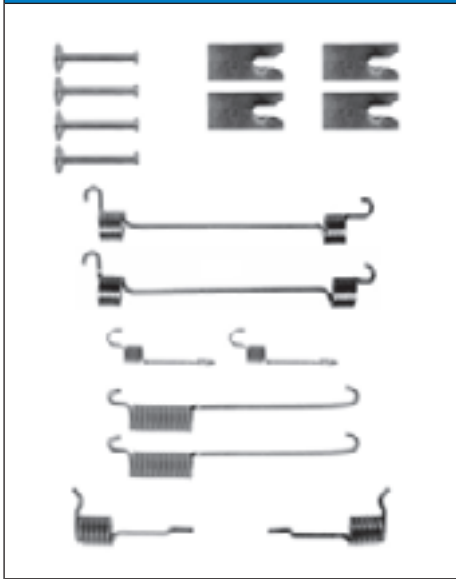
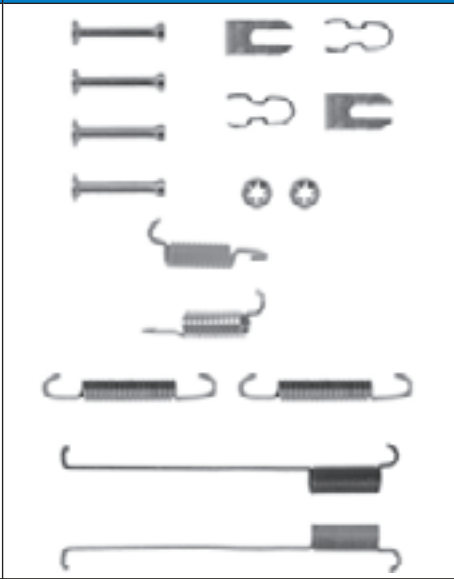
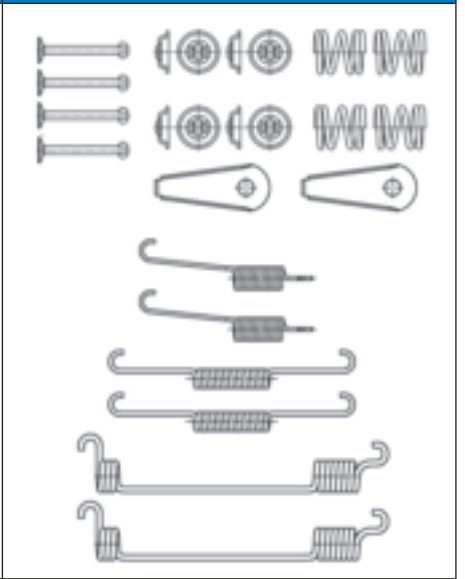
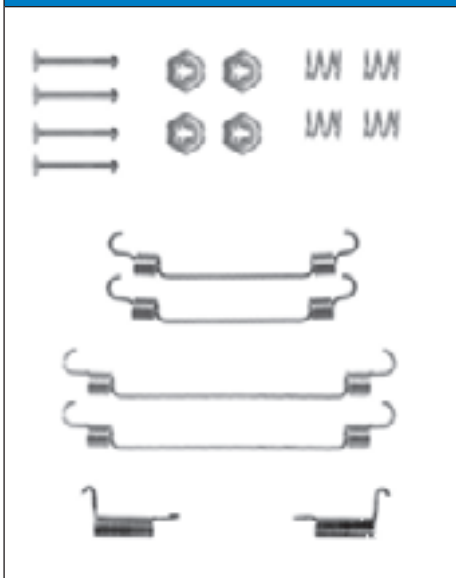
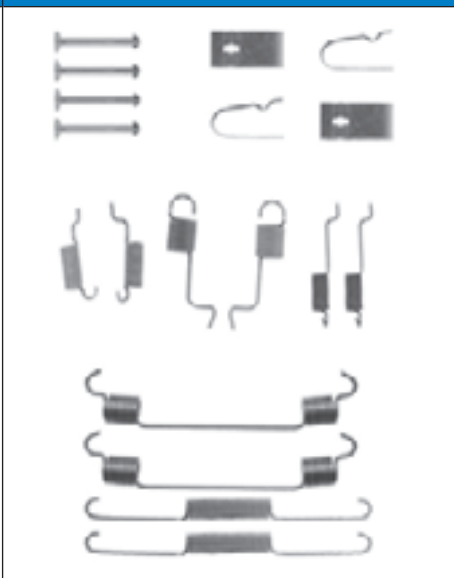




# Abbildungen Trommelbremsbacken Einbausätze

Illustration drum brake shoes installation kits - Ilustraciones juegos de montaje zapatas freno de tambor - Illustrations Lots de montage pour mâchoires de frein à tambour - Illustrazioni kit installazione ganasce freno

03.0137-9159.2 669159	03.0137-9164.2 669164	03.0137-9165.2 669165
03.0137-9166.2 669166	03.0137-9167.2 669167	03.0137-9168.2 669168
03.0137-9169.2 669169	03.0137-9175.2 669175	03.0137-9176.2 669176

# Abbildungen Trommelbremsbacken Einbausätze

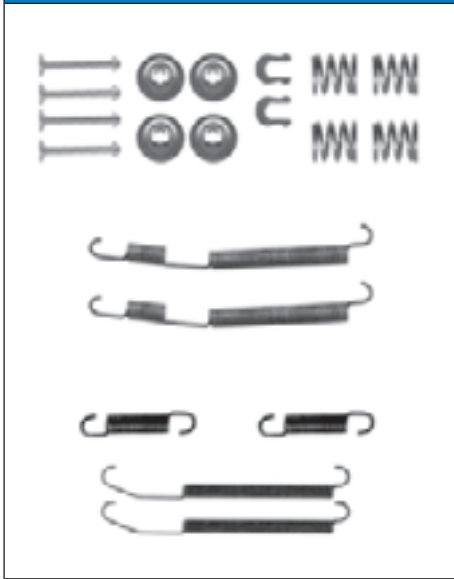


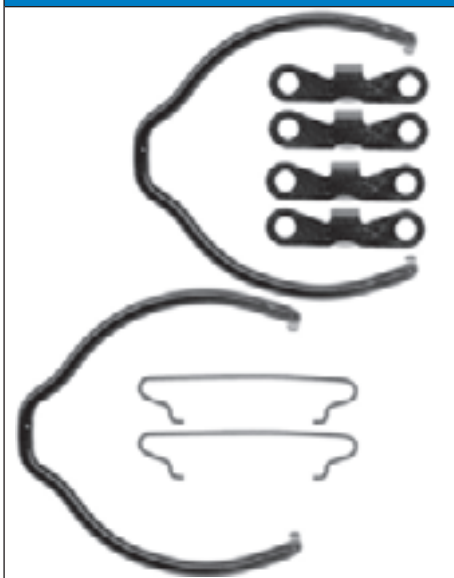



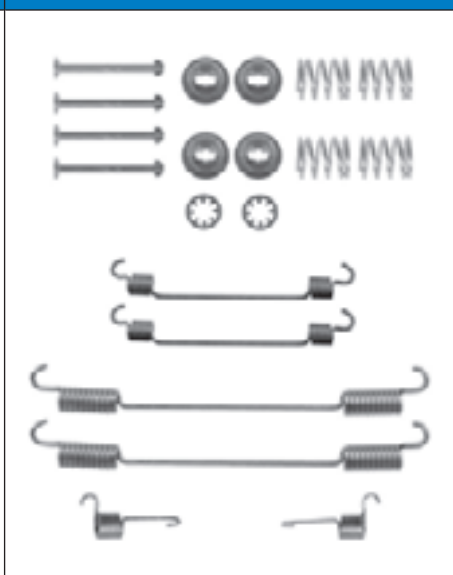

Illustration drum brake shoes installation kits - Ilustraciones juegos de montaje zapatas freno de tambor - Illustrations Lots de montage pour mâchoires de frein à tambour - Illustrazioni kit installazione ganasce freno

03.0137-9177.2 669177	03.0137-9179.2 669179	03.0137-9180.2 669180
		
03.0137-9181.2 669181	03.0137-9182.2 669182	03.0137-9184.2 669184
		
03.0137-9186.2 669186	03.0137-9188.2 669188	03.0137-9190.2 669190
		



# Abbildungen Trommelbremsbacken Einbausätze

Illustration drum brake shoes installation kits - Ilustraciones juegos de montaje zapatas freno de tambor - Illustrations Lots de montage pour mâchoires de frein à tambour - Illustrazioni kit installazione ganasce freno

03.0137-9192.2 669192	03.0137-9193.2 669193	03.0137-9194.2 669194
		
03.0137-9199.2 669199	03.0137-9200.2 669200	03.0137-9205.2 669205
		
03.0137-9206.2 669206	03.0137-9208.2 669208	03.0137-9211.2 669211
		

# Abbildungen Trommelbremsbacken Einbausätze

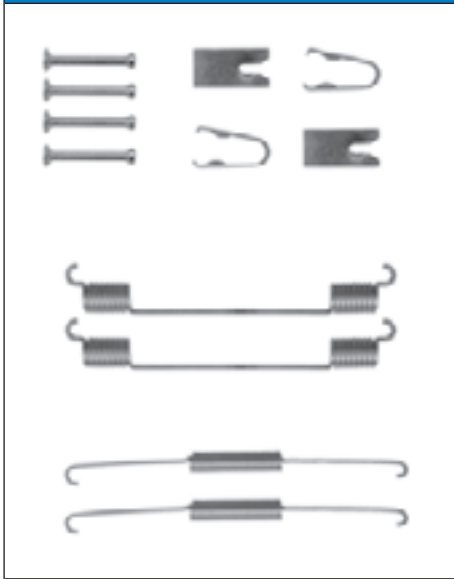
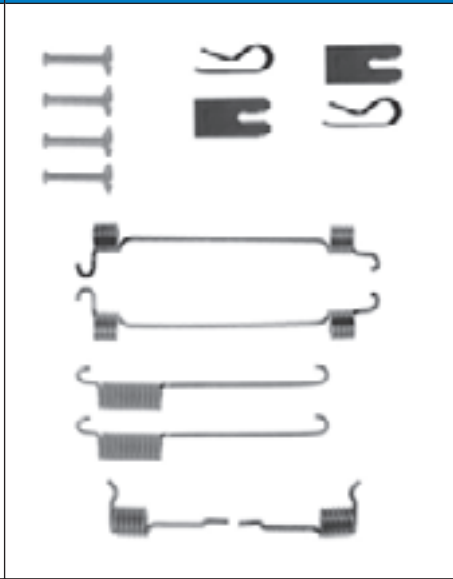

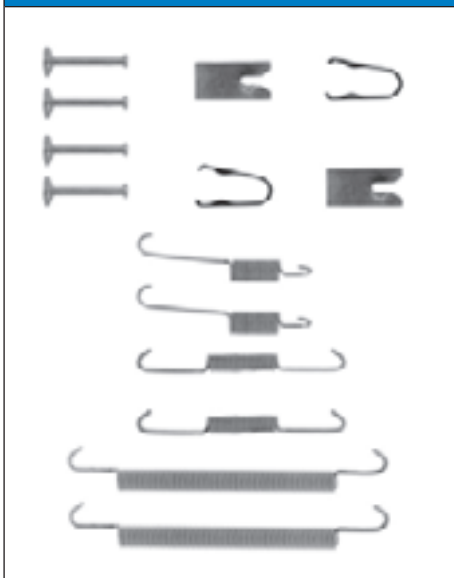
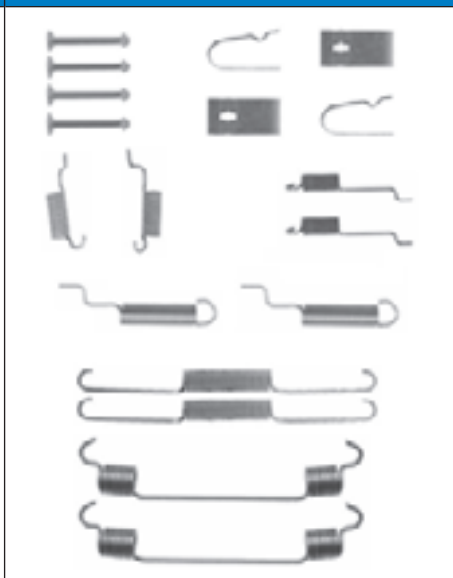
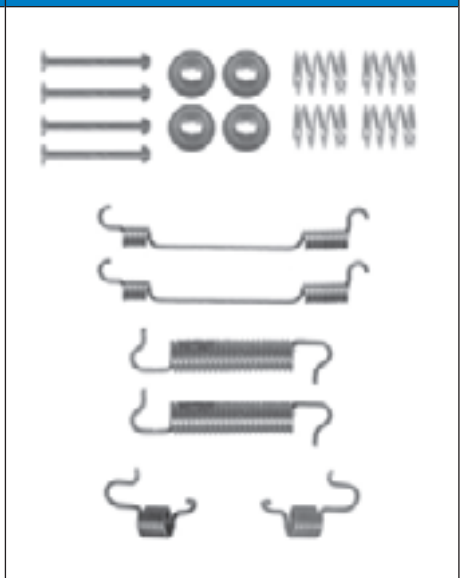

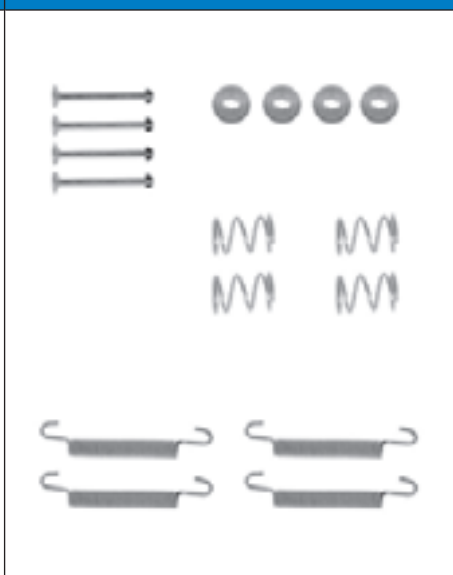
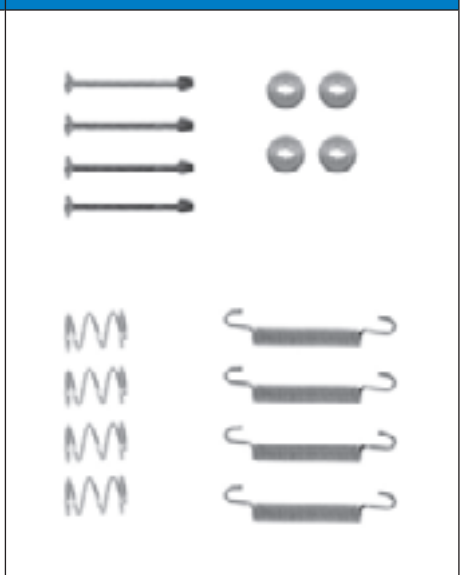
Illustration drum brake shoes installation kits - Ilustraciones juegos de montaje zapatas freno de tambor - Illustrations Lots de montage pour mâchoires de frein à tambour - Illustrazioni kit installazione ganasce freno

03.0137-9215.2 669215	03.0137-9216.2 669216	03.0137-9217.2 669217
03.0137-9219.2 669219	03.0137-9220.2 669220	03.0137-9221.2 669221
03.0137-9228.2 669228	03.0137-9232.2 669232	03.0137-9233.2 669233



# Abbildungen Trommelbremsbacken Einbausätze

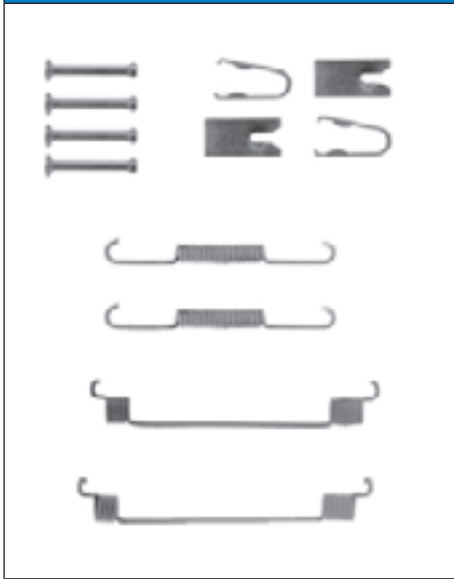

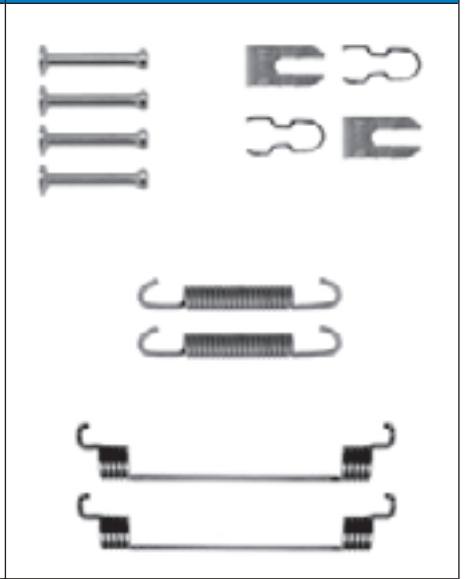
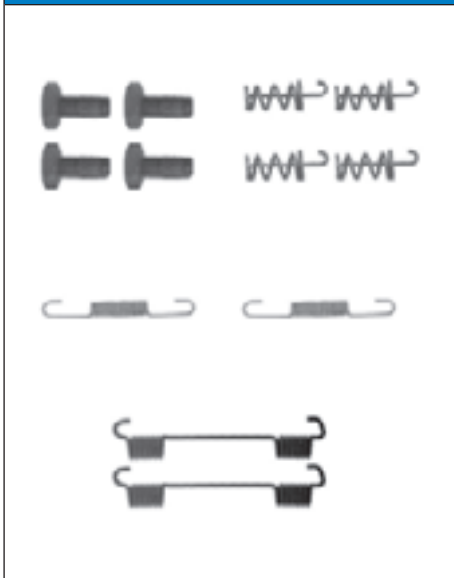

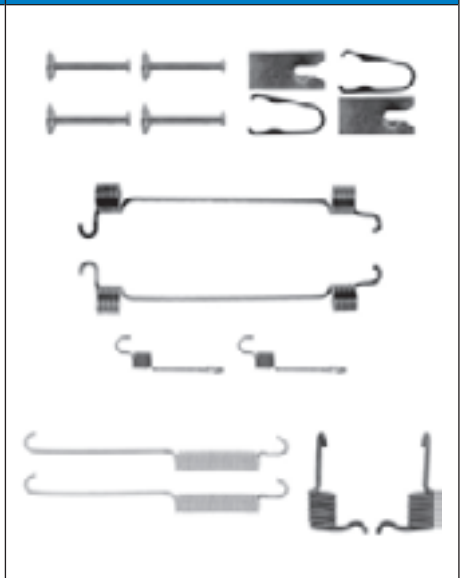
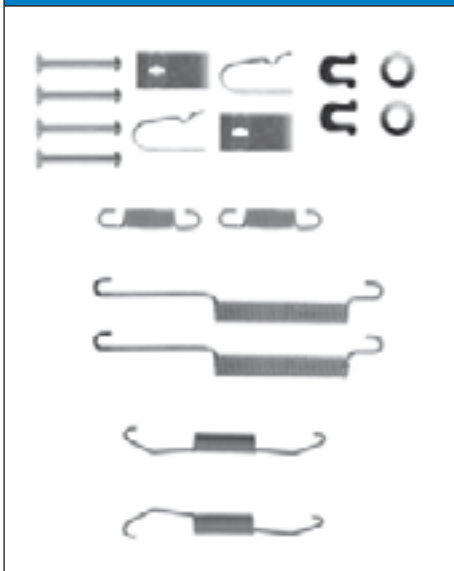
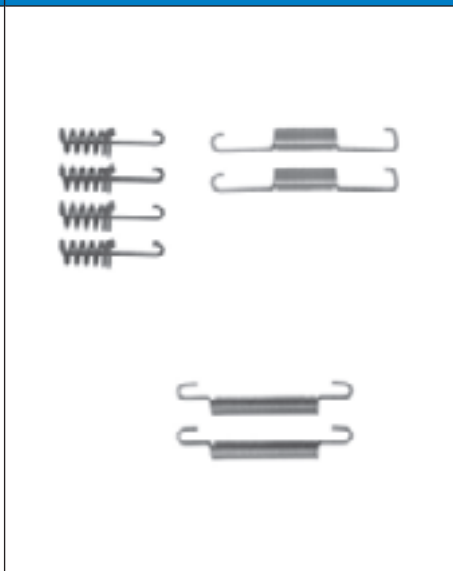
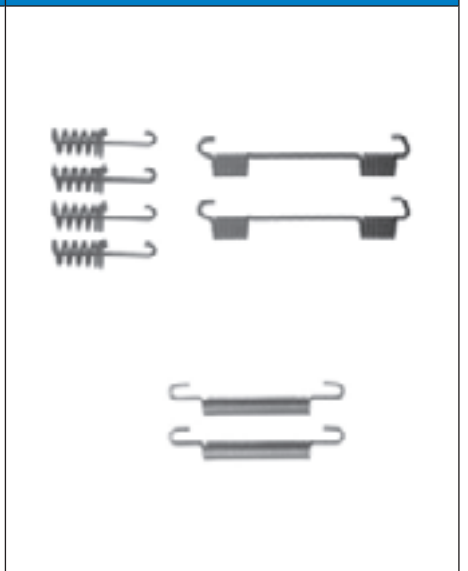
Illustration drum brake shoes installation kits - Ilustraciones juegos de montaje zapatas freno de tambor - Illustrations Lots de montage pour mâchoires de frein à tambour - Illustrazioni kit installazione ganasce freno

03.0137-9234.2 669234	03.0137-9235.2 669235	03.0137-9236.2 669236
		
03.0137-9237.2 669237	03.0137-9239.2 669239	03.0137-9240.2 669240
		
03.0137-9241.2 669241	03.0137-9242.2 669242	03.0137-9243.2 669243
		



# Abbildungen Trommelbremsbacken Einbausätze

Illustration drum brake shoes installation kits - Ilustraciones juegos de montaje zapatas freno de tambor - Illustrations Lots de montage pour mâchoires de frein à tambour - Illustrazioni kit installazione ganasce freno

03.0137-9244.2 669244	03.0137-9245.2 669245	03.0137-9247.2 669247
		
03.0137-9248.2 669248	03.0137-9249.2 669249	03.0137-9251.2 669251
		
03.0137-9252.2 669252	03.0137-9255.2 669255	03.0137-9256.2 669256
		





# Abbildungen Trommelbremsbacken Einbausätze

Illustration drum brake shoes installation kits - Ilustraciones juegos de montaje zapatas freno de tambor - Illustrations Lots de montage pour mâchoires de frein à tambour - Illustrazioni kit installazione ganasce freno

03.0137-9257.2 669257	03.0137-9259.2 669259	03.0137-9260.2 669260
03.0137-9261.2 669261	03.0137-9262.2 669262	03.0137-9263.2 669263
03.0137-9264.2 669264	03.0137-9265.2 669265	03.0137-9266.2 669266

# Abbildungen Trommelbremsbacken Einbausätze

Illustration drum brake shoes installation kits - Ilustraciones juegos de montaje zapatas freno de tambor - Illustrations Lots de montage pour mâchoires de frein à tambour - Illustrazioni kit installazione ganasce freno

03.0137-9267.2 669267	03.0137-9268.2 669268	03.0137-9269.2 669269
03.0137-9270.2 669270	03.0137-9271.2 669271	03.0137-9272.2 669272
03.0137-9273.2 669273	03.0137-9274.2 669274	03.0137-9275.2 669275



# Abbildungen Trommelbremsbacken Einbausätze

Illustration drum brake shoes installation kits - Ilustraciones juegos de montaje zapatas freno de tambor - Illustrations Lots de montage pour mâchoires de frein à tambour - Illustrazioni kit installazione ganasce freno

03.0137-9276.2 669276	03.0137-9277.2 669277	03.0137-9278.2 669278
03.0137-9279.2 669279	03.0137-9280.2 669280	03.0137-9281.2 669281
03.0137-9282.2 669282	03.0137-9283.2 669283	03.0137-9284.2 669284

# Abbildungen Trommelbremsbacken Einbausätze




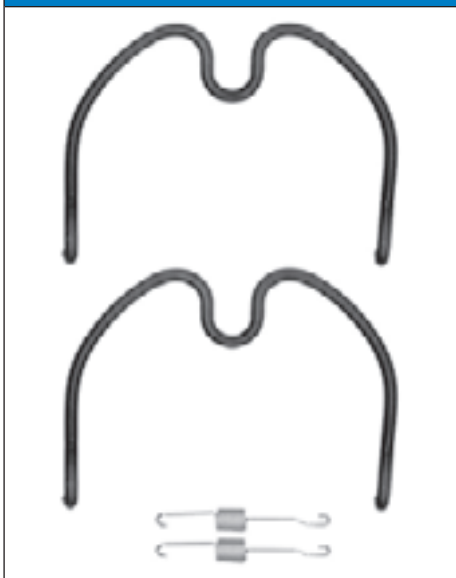


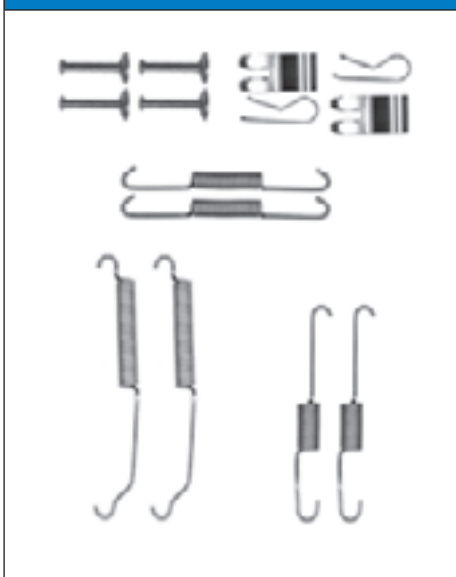


Illustration drum brake shoes installation kits - Ilustraciones juegos de montaje zapatas freno de tambor - Illustrations Lots de montage pour mâchoires de frein à tambour - Illustrazioni kit installazione ganasce freno

03.0137-9285.2 669285	03.0137-9286.2 669286	03.0137-9287.2 669287
03.0137-9288.2 669288	03.0137-9289.2 669289	03.0137-9290.2 669290
03.0137-9291.2 669291	03.0137-9292.2 669292	03.0137-9293.2 669293



# Abbildungen Trommelbremsbacken Einbausätze

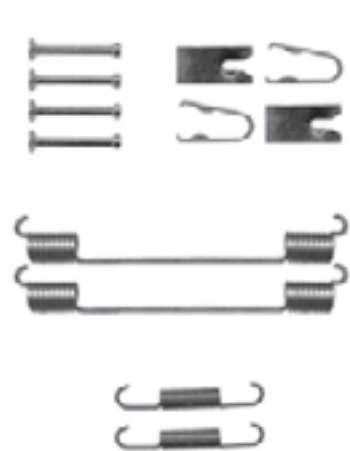


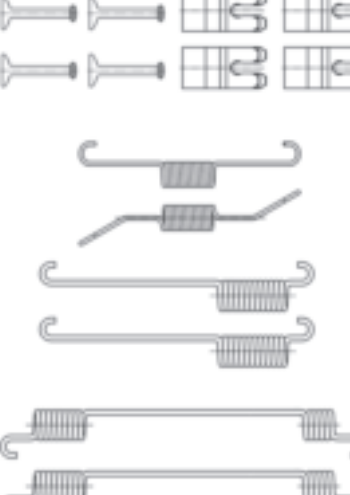
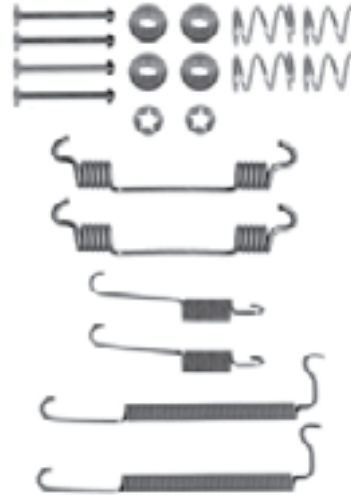
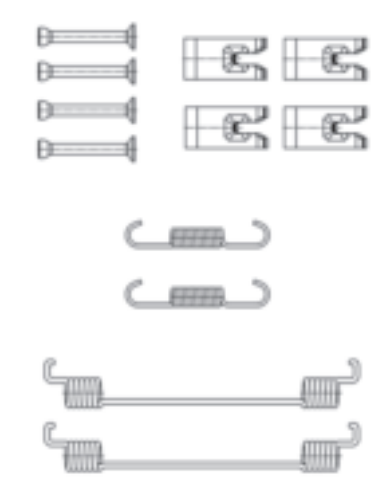
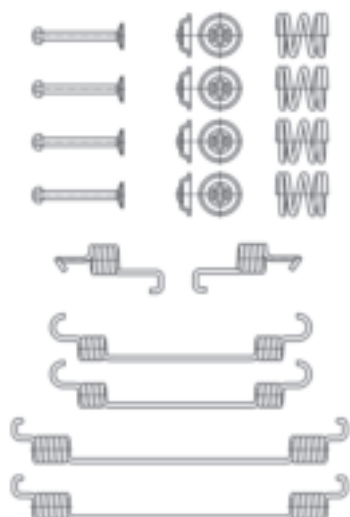
Illustration drum brake shoes installation kits - Ilustraciones juegos de montaje zapatas freno de tambor - Illustrations Lots de montage pour mâchoires de frein à tambour - Illustrazioni kit installazione ganasce freno

03.0137-9294.2 669294	03.0137-9296.2 669296	03.0137-9297.2 669297
		
03.0137-9300.2 669300	03.0137-9301.2 669301	03.0137-9303.2 669303
		
03.0137-9304.2 669304	03.0137-9307.2 669307	03.0137-9308.2 669308
		



# Abbildungen Trommelbremsbacken Einbausätze

Illustration drum brake shoes installation kits - Ilustraciones juegos de montaje zapatas freno de tambor - Illustrations Lots de montage pour mâchoires de frein à tambour - Illustrazioni kit installazione ganasce freno

03.0137-9309.2 669309	03.0137-9310.2 669310	03.0137-9312.2 669312
		
03.0137-9313.2 669313	03.0137-9314.2 669314	03.0137-9317.2 669317
		
03.0137-9319.2 669319		







**DE** Abbildungen Bremstrommeln

**EN** Illustrations brake drums

**ES** Ilustraciones tambores

**FR** Illustrations Tambours de frein

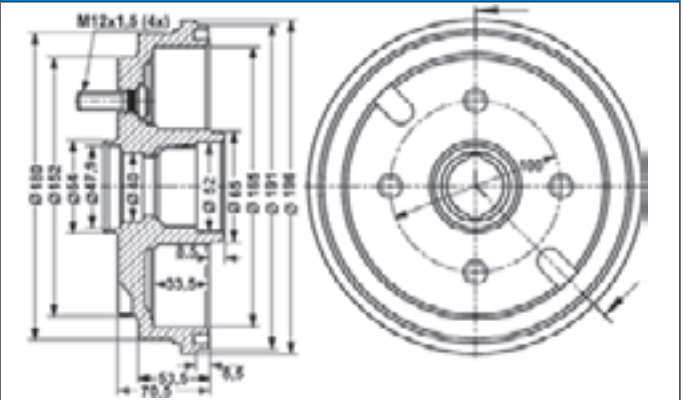
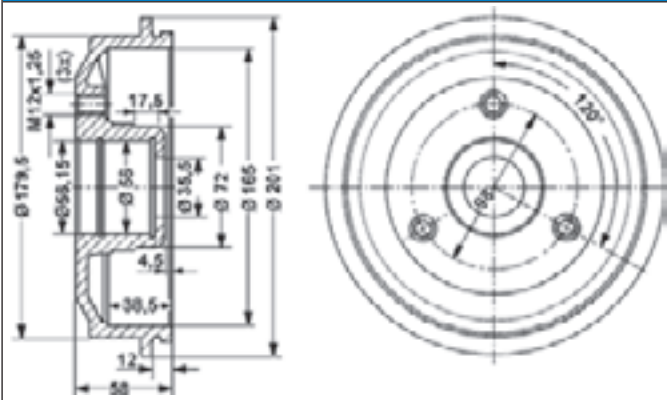
**IT** Illustrazioni tamburi freno

**2019**

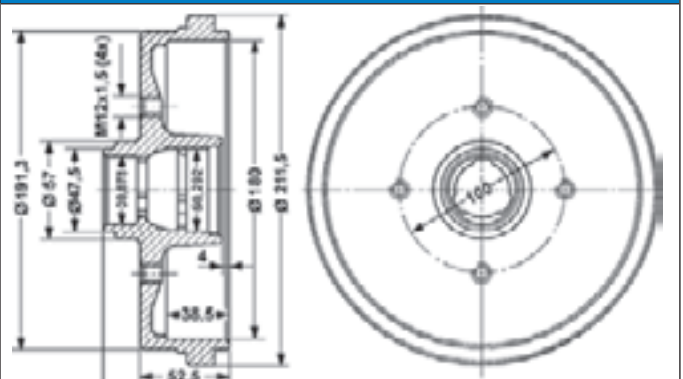
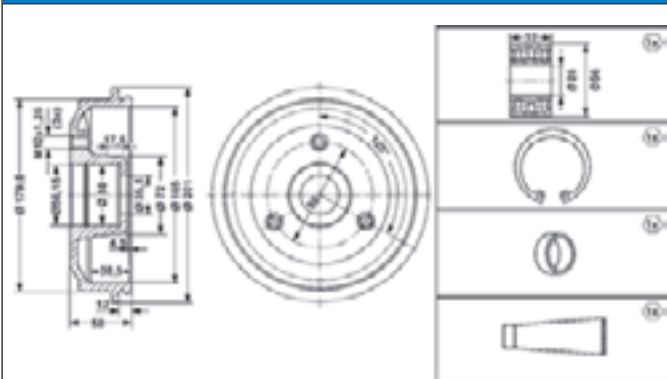
# Abbildungen Bremstrommeln

Illustrations brake drums - Ilustraciones tambores - Illustrations Tambours de frein - Illustrazioni tamburi freno

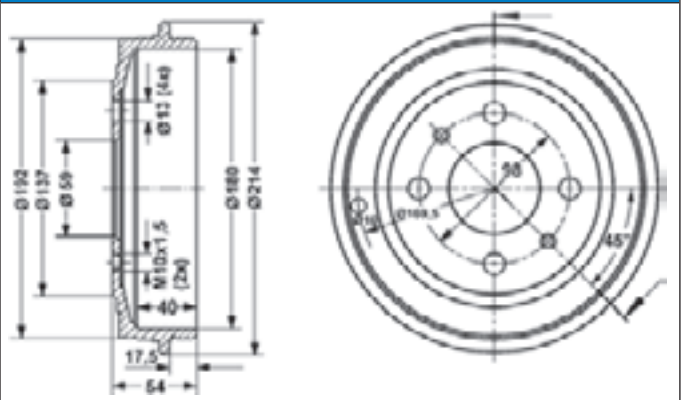
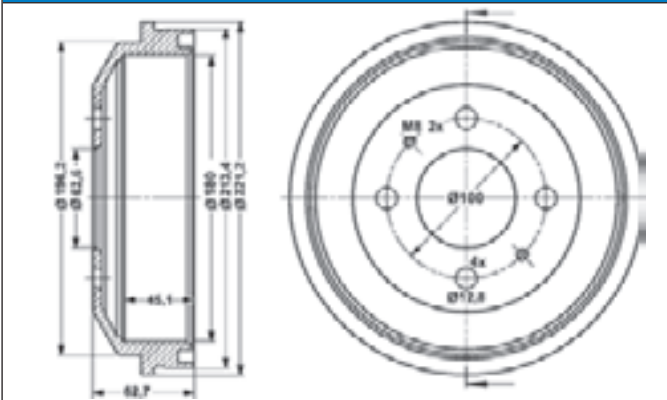
**24.0216-5001.1 480001**  $\varnothing 165,0/166 \times 38,5$  **24.0216-5004.2 480183**  $\varnothing 165,0/166 \times 33,5$



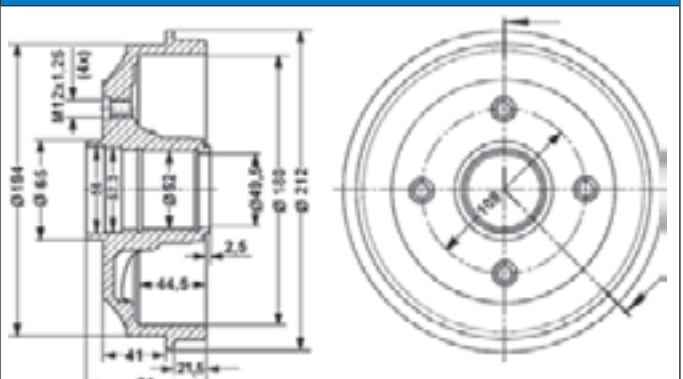
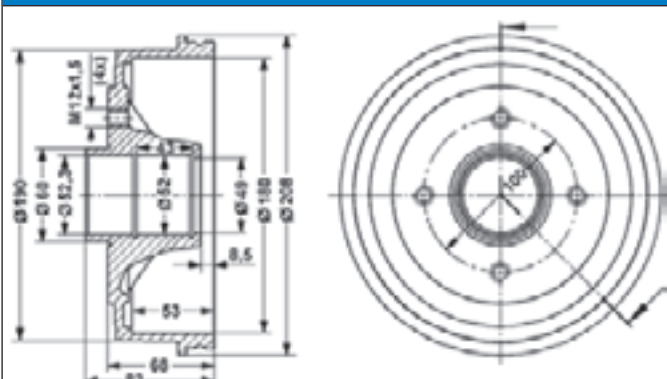
**24.0216-5701.2 480212**  $\varnothing 165,0/166 \times 38,5$  **24.0218-0007.1 480003**  $\varnothing 180,0/181 \times 38,5$



**24.0218-0008.1 480313**  $\varnothing 180,0/182 \times 45,1$  **24.0218-0011.1 480006**  $\varnothing 180,0/181,4 \times 40$



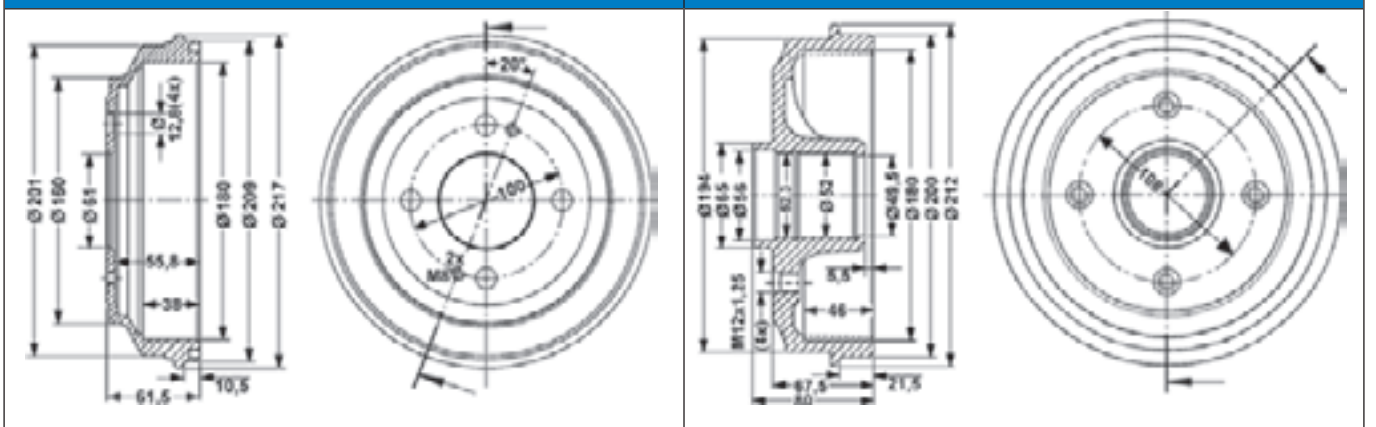
**24.0218-0013.1 480008**  $\varnothing 180,0/181,3 \times 53$  **24.0218-0016.1 480011**  $\varnothing 180,0/181 \times 44,5$



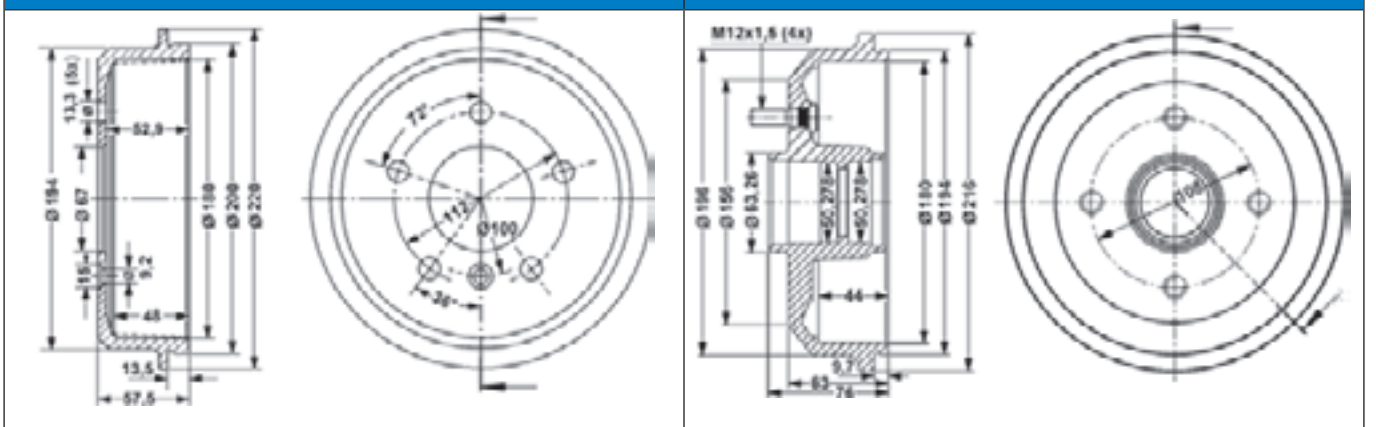
# Abbildungen Bremstrommeln

Illustrations brake drums - Ilustraciones tambores - Illustrations Tambours de frein - Illustrazioni tamburi freno

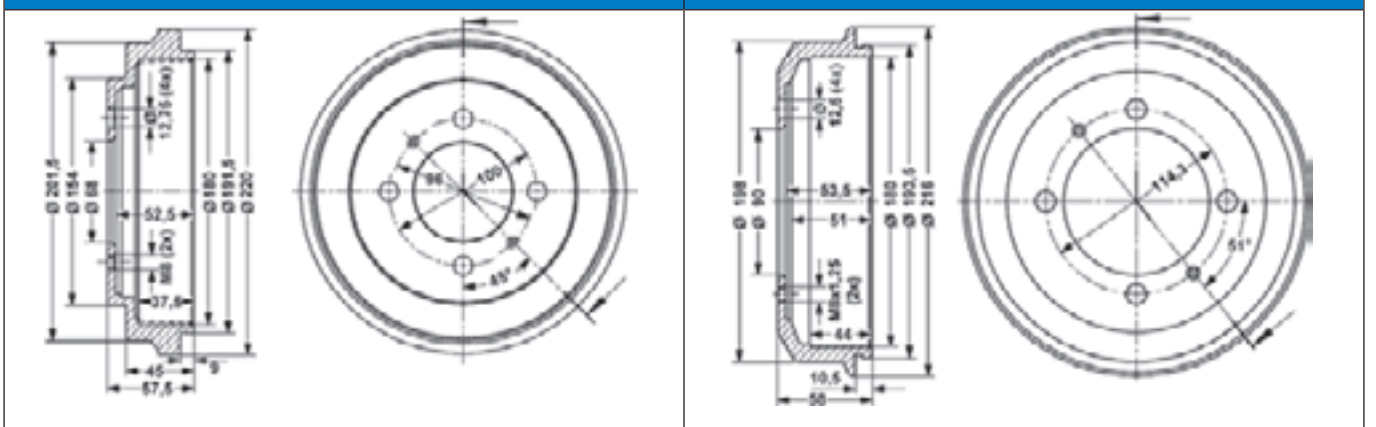
**24.0218-0018.1 480063**  $\varnothing 180,0/181 \times 38$  **24.0218-0020.1 480074**  $\varnothing 180,0/181 \times 46$



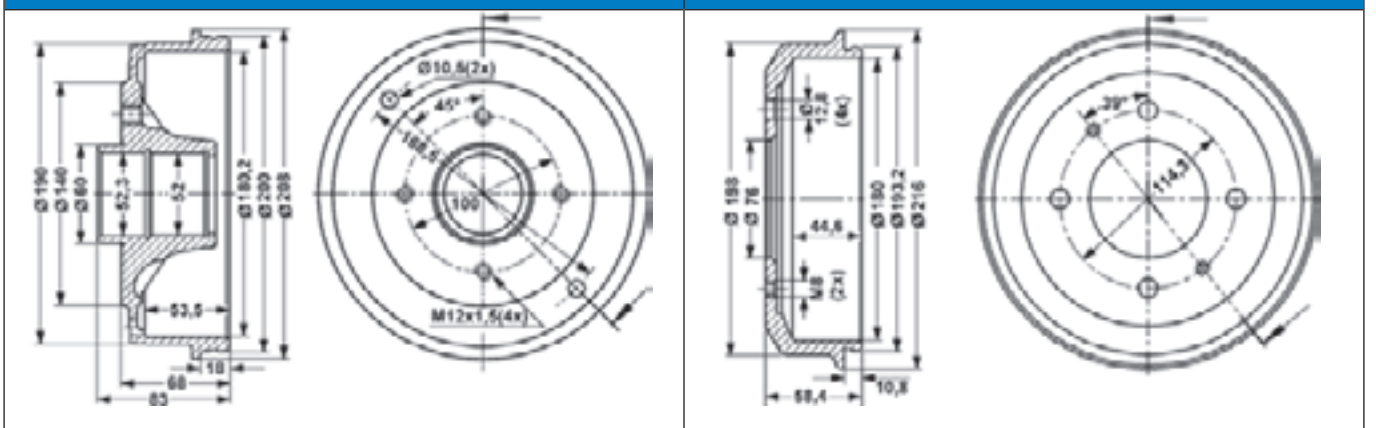
**24.0218-0023.1 480077**  $\varnothing 180,0/181,2 \times 48$  **24.0218-0024.2 480079**  $\varnothing 180,0/181,3 \times 44$



**24.0218-0025.1 480082**  $\varnothing 180,0/181 \times 37,5$  **24.0218-0027.1 480099**  $\varnothing 180,0/182 \times 44$



**24.0218-0032.1 480118**  $\varnothing 180,0/181 \times 53,5$  **24.0218-0034.1 480129**  $\varnothing 180,0/182 \times 44,6$

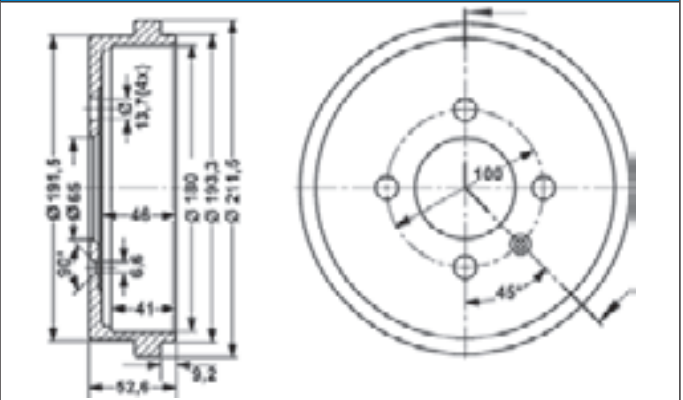
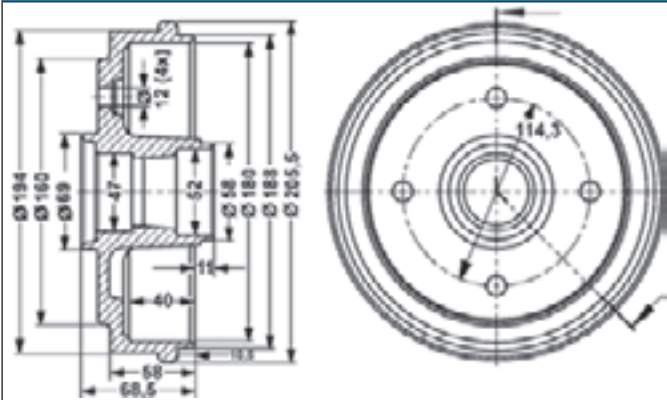




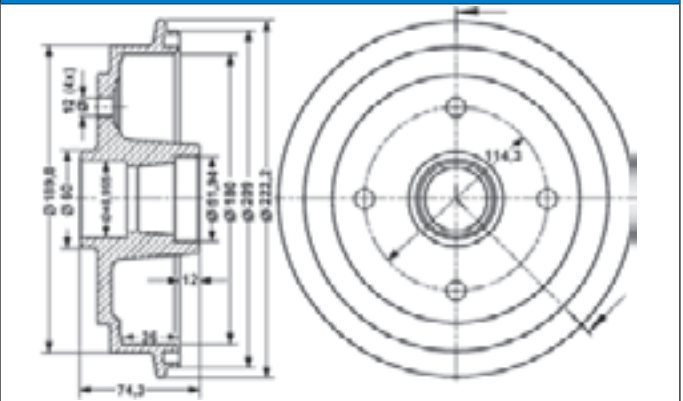
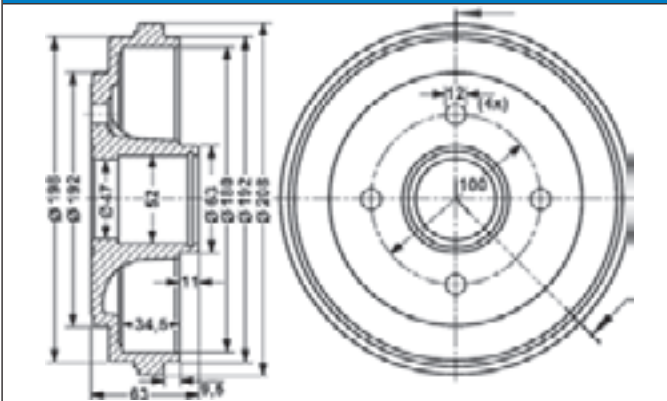
# Abbildungen Bremstrommeln

Illustrations brake drums - Ilustraciones tambores - Illustrations Tambours de frein - Illustrazioni tamburi freno

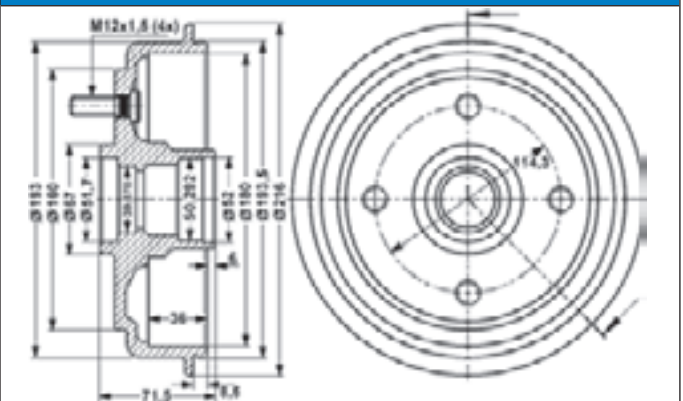
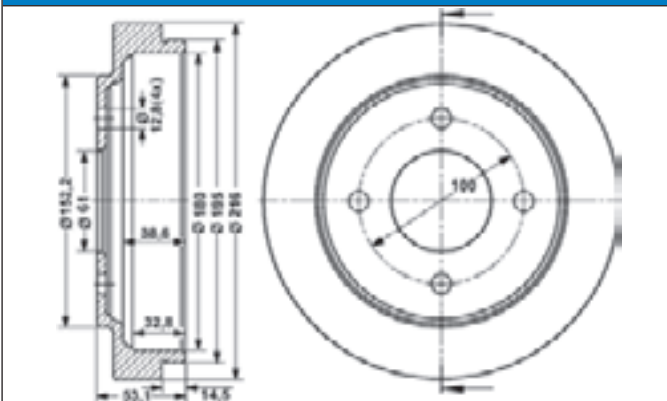
**24.0218-0035.1 480146**  $\varnothing 180,0/182 \times 40$  **24.0218-0036.1 480147**  $\varnothing 180,0/181,5 \times 41$



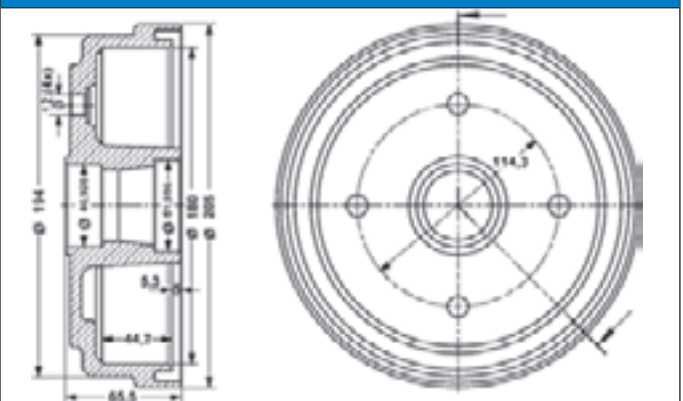
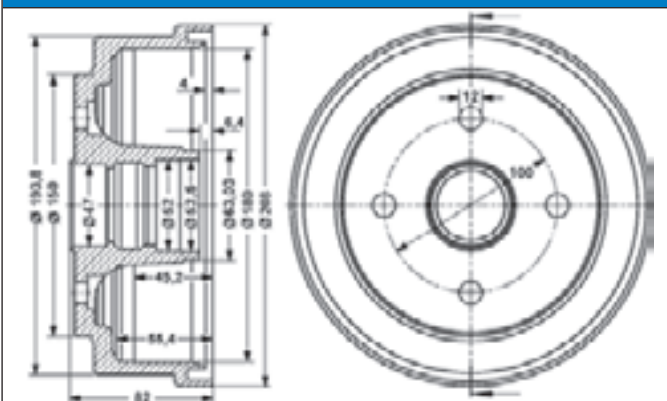
**24.0218-0039.1 480160**  $\varnothing 180,0/182 \times 34,5$  **24.0218-0042.1 480164**  $\varnothing 180,0/182 \times 36$



**24.0218-0043.1 480165**  $\varnothing 180,0/181 \times 32,8$  **24.0218-0044.2 480174**  $\varnothing 180,0/182 \times 36$



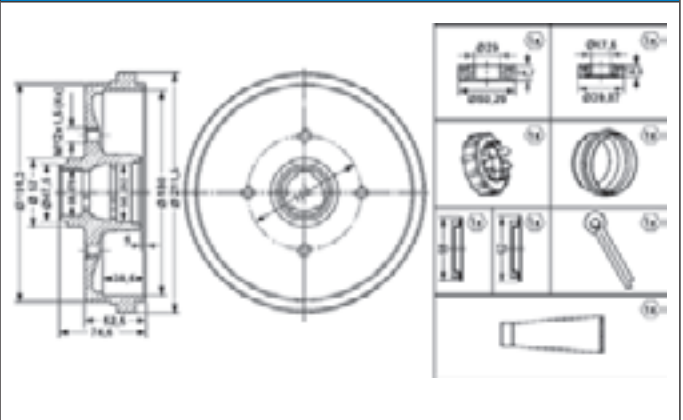
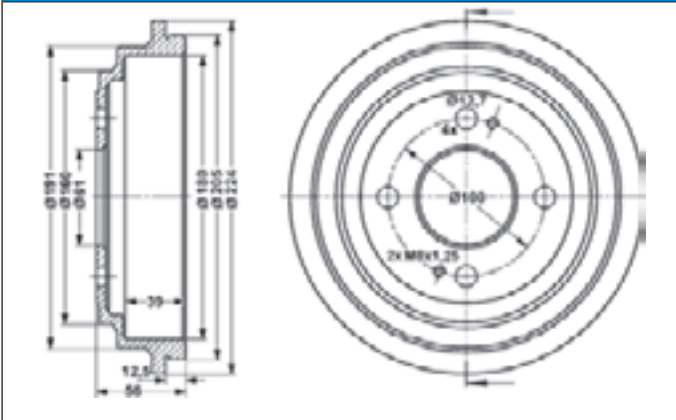
**24.0218-0046.1 480184**  $\varnothing 180,0/182 \times 45,2$  **24.0218-0047.1 480194**  $\varnothing 180,0/182 \times 44,2$



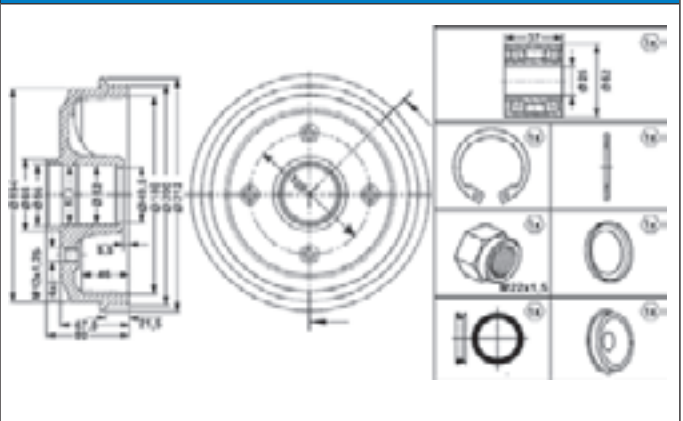
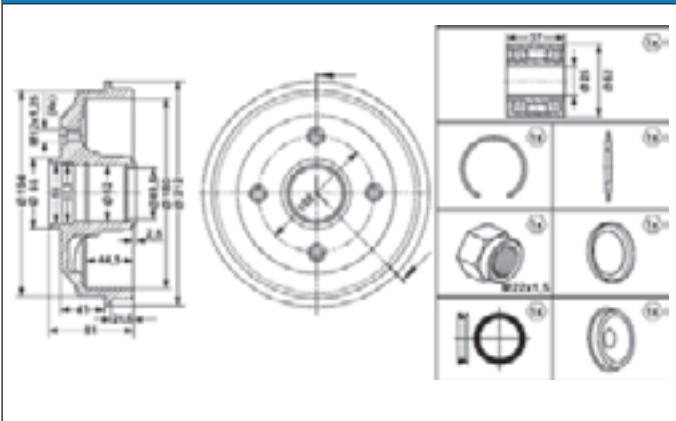
# Abbildungen Bremstrommeln

Illustrations brake drums - Ilustraciones tambores - Illustrations Tambours de frein - Illustrazioni tamburi freno

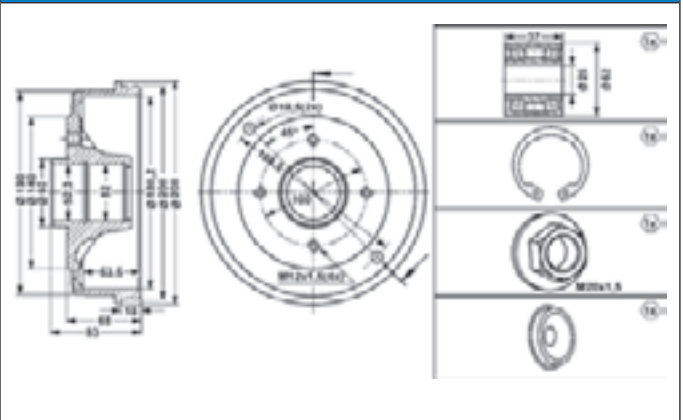
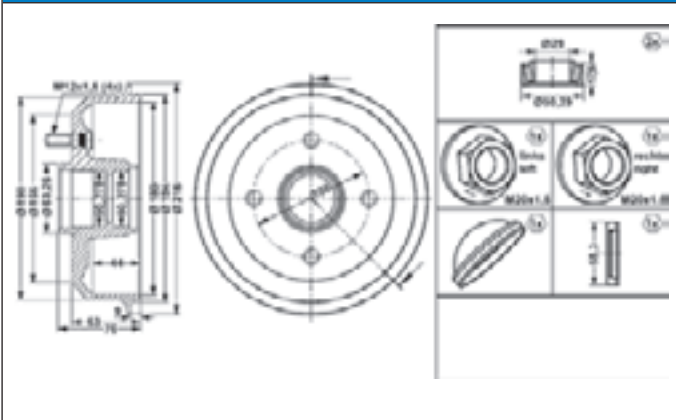
**24.0218-0048.1 480314**  $\varnothing 180,0/181 \times 39$  **24.0218-0707.2 480211**  $\varnothing 180,0/181 \times 38,5$



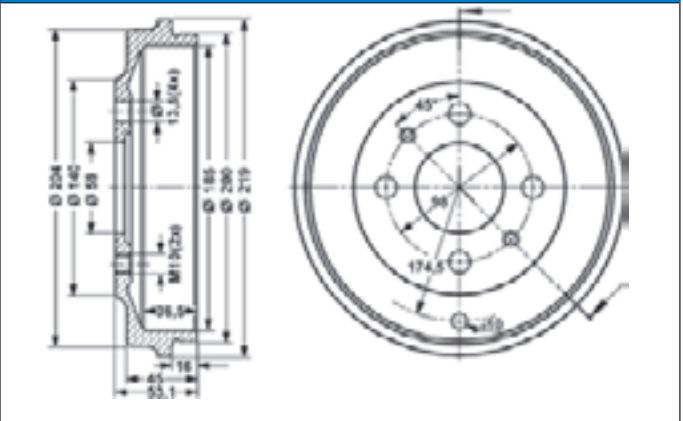
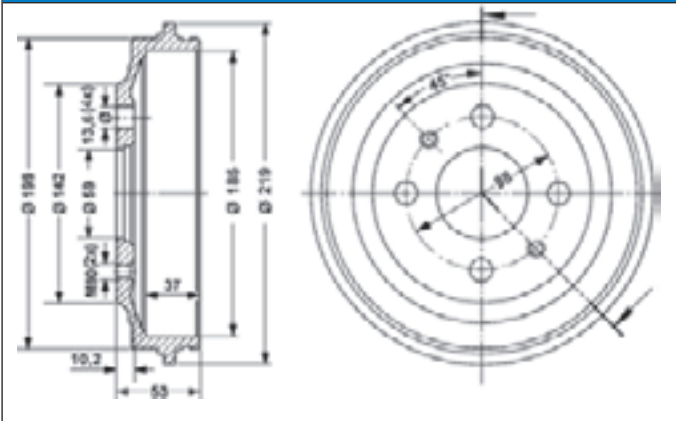
**24.0218-0716.2 480203**  $\varnothing 180,0/181 \times 44,5$  **24.0218-0720.2 480205**  $\varnothing 180,0/181 \times 46$



**24.0218-0724.2 480206**  $\varnothing 180,0/181,3 \times 44$  **24.0218-0732.2 480207**  $\varnothing 180,0/181 \times 53,5$



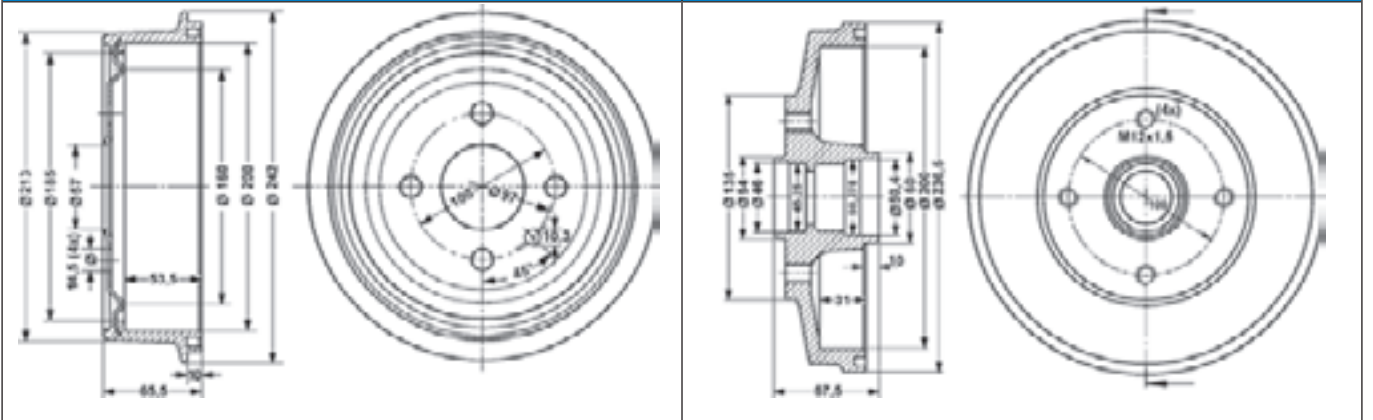
**24.0218-5001.1 480012**  $\varnothing 185,0/186,8 \times 37$  **24.0218-5002.1 480117**  $\varnothing 185,0/186,8 \times 36,5$



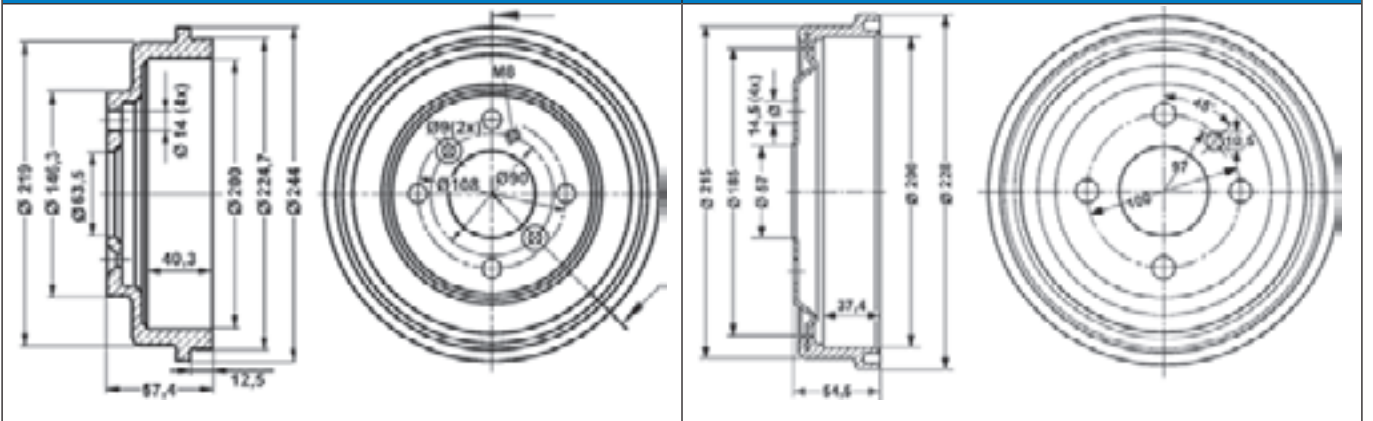
# Abbildungen Bremstrommeln

Illustrations brake drums - Ilustraciones tambores - Illustrations Tambours de frein - Illustrazioni tamburi freno

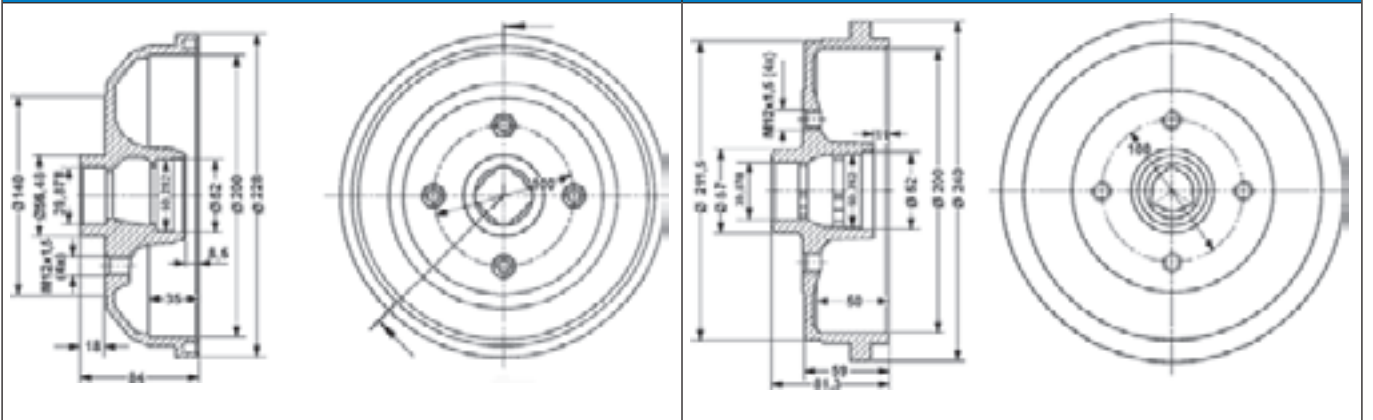
**24.0220-0001.2 480013**  $\varnothing 200,0/201,3 \times 53,5$  **24.0220-0006.1 480309**  $\varnothing 200,0/201 \times 31$



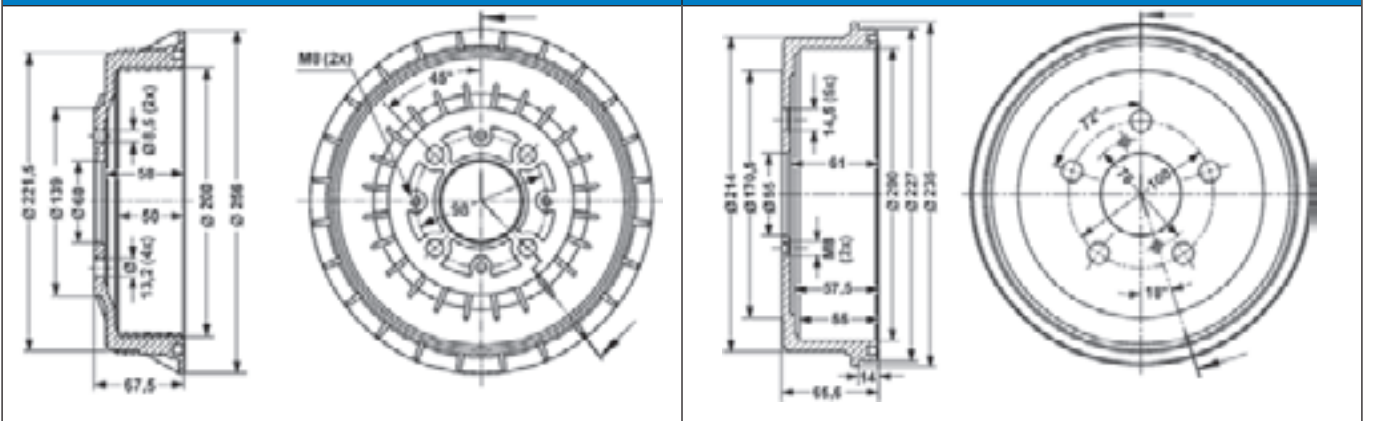
**24.0220-0009.1 480317**  $\varnothing 200,0/201,5 \times 40,3$  **24.0220-0011.2 480016**  $\varnothing 200,0/201 \times 37,4$



**24.0220-0012.1 480017**  $\varnothing 200,0/201 \times 35$  **24.0220-0018.1 480019**  $\varnothing 200,0/201 \times 50$



**24.0220-0020.1 480059**  $\varnothing 200,0/201,5 \times 50$  **24.0220-0022.1 480083**  $\varnothing 200,0/201 \times 55$

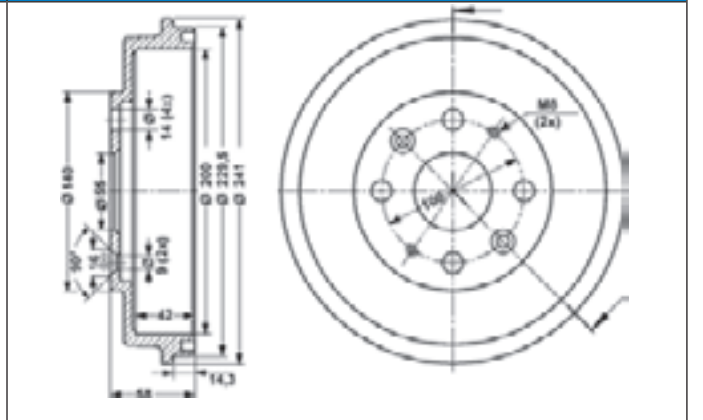
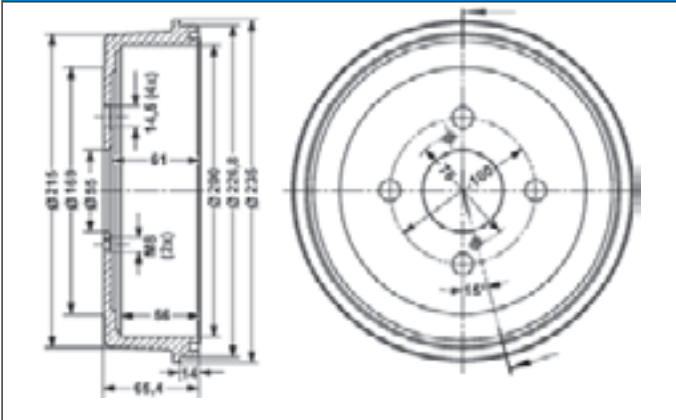




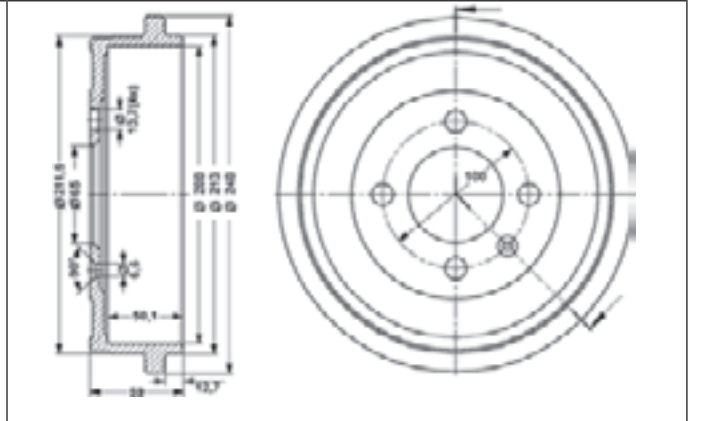
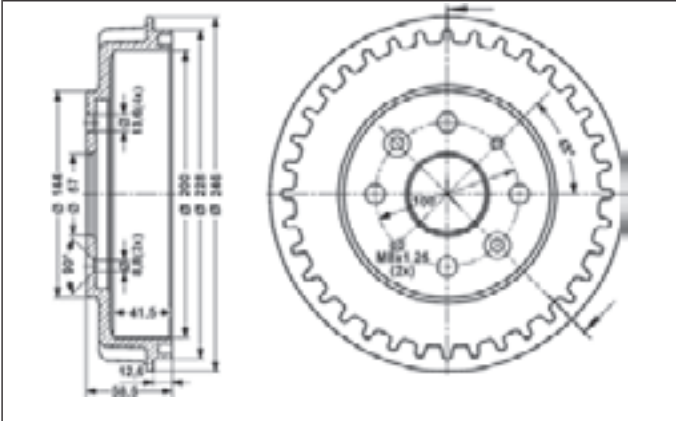
# Abbildungen Bremstrommeln

Illustrations brake drums - Ilustraciones tambores - Illustrations Tambours de frein - Illustrazioni tamburi freno

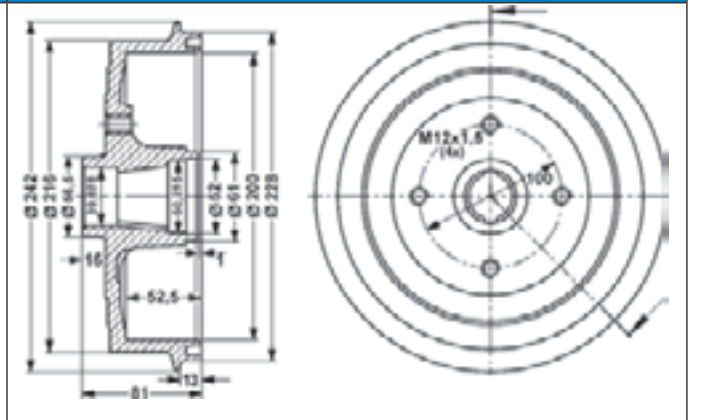
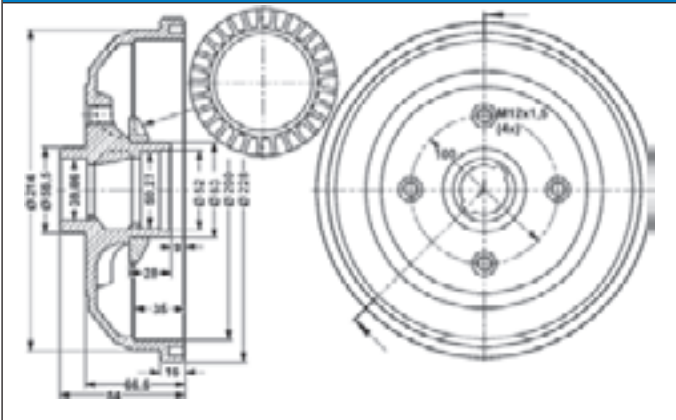
**24.0220-0023.1 480084**  $\varnothing 200,0/201 \times 56$  **24.0220-0026.1 480104**  $\varnothing 200,0/201 \times 42$



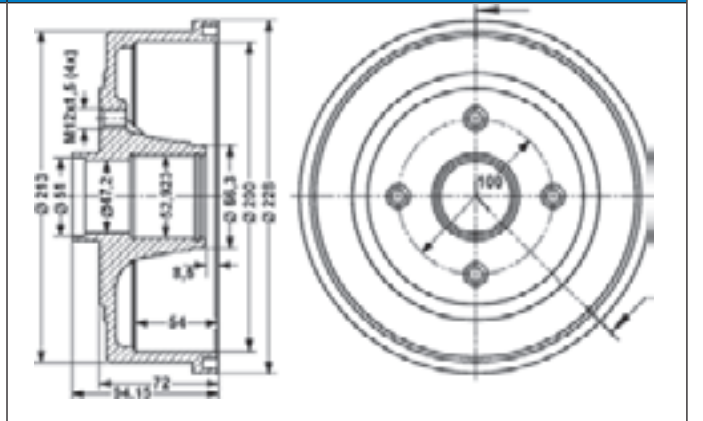
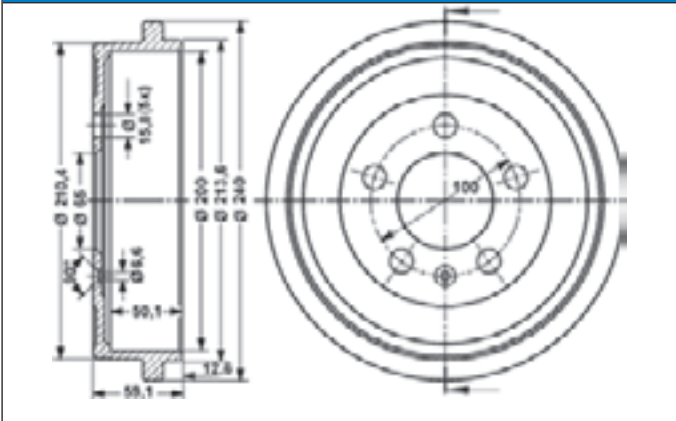
**24.0220-0031.1 480125**  $\varnothing 200,0/201 \times 41,5$  **24.0220-0032.1 480130**  $\varnothing 200,0/201,5 \times 50,1$



**24.0220-0033.2 480132**  $\varnothing 200,0/201 \times 35$  **24.0220-0036.1 480149**  $\varnothing 200,0/201 \times 52,5$



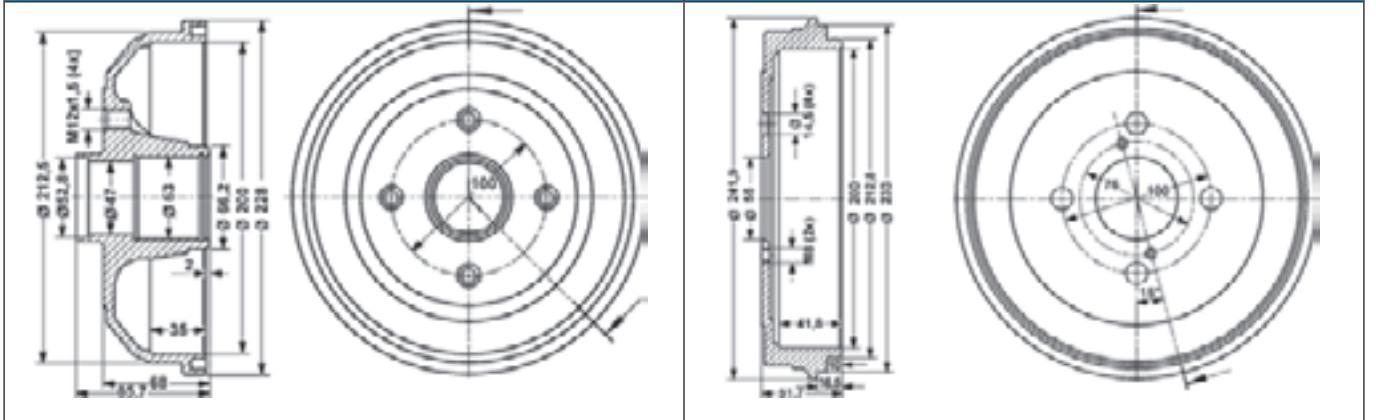
**24.0220-0037.1 480161**  $\varnothing 200,0/201,5 \times 50,1$  **24.0220-0038.1 480162**  $\varnothing 200,0/201 \times 54$



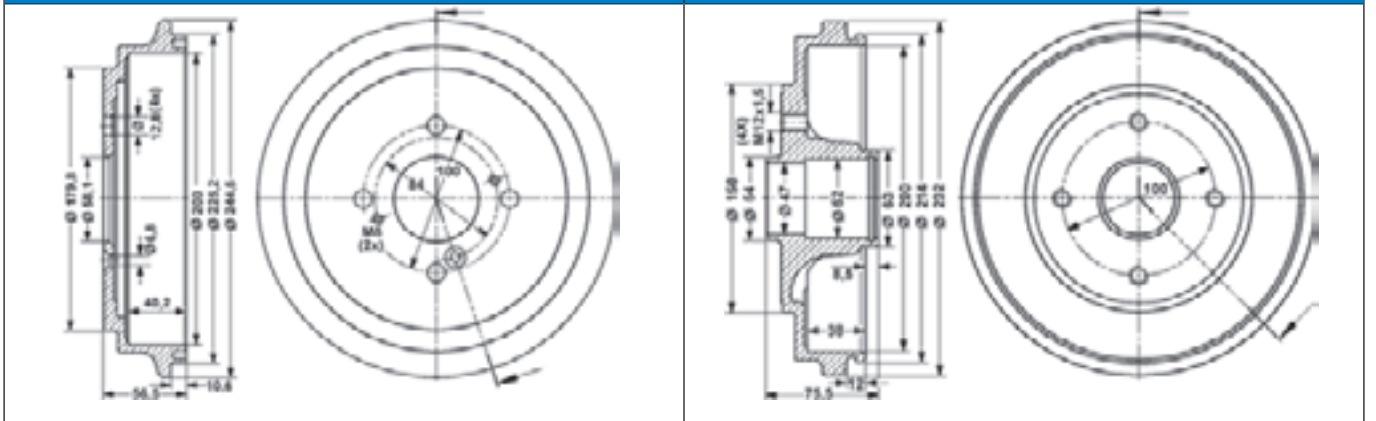
# Abbildungen Bremstrommeln

Illustrations brake drums - Ilustraciones tambores - Illustrations Tambours de frein - Illustrazioni tamburi freno

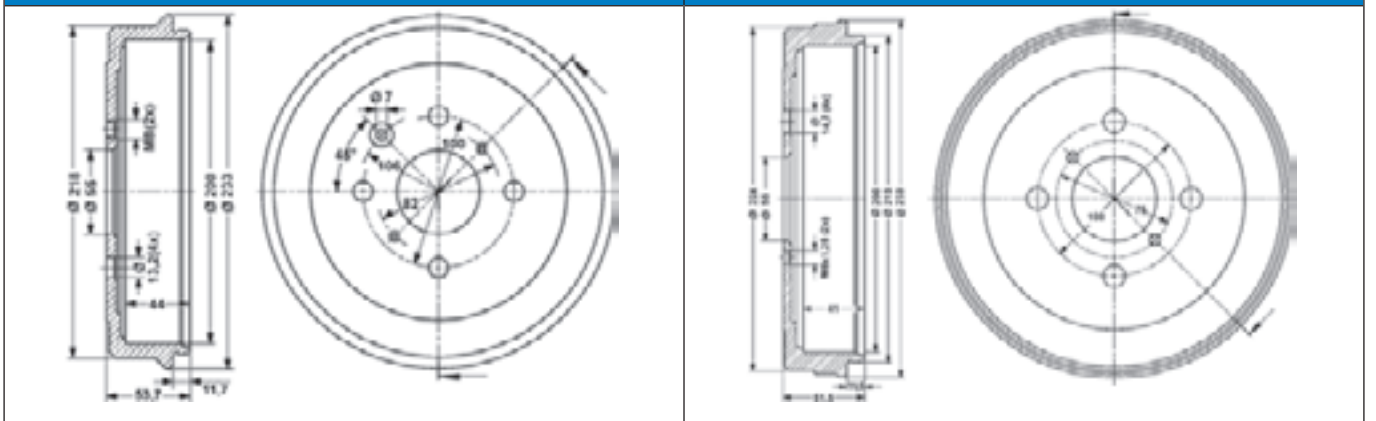
**24.0220-0039.1 480163**  $\varnothing 200,0/201 \times 35$  **24.0220-0041.1 480167**  $\varnothing 200,0/201 \times 41,8$



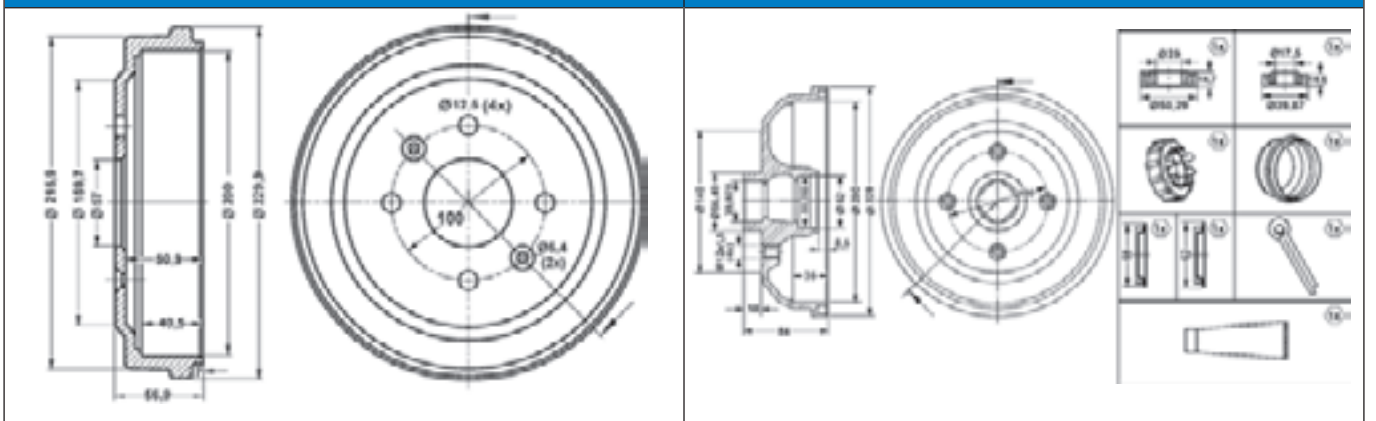
**24.0220-0044.1 480192**  $\varnothing 200,0/202 \times 40,2$  **24.0220-0045.1 480189**  $\varnothing 200,0/202 \times 38$



**24.0220-0046.1 480193**  $\varnothing 200,0/201 \times 44$  **24.0220-0047.1 480199**  $\varnothing 200,0/201 \times 41$



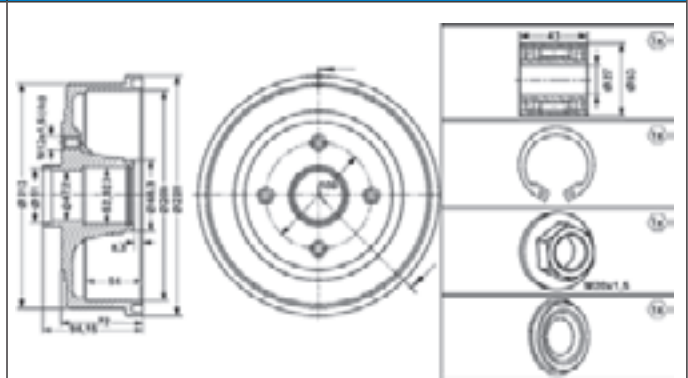
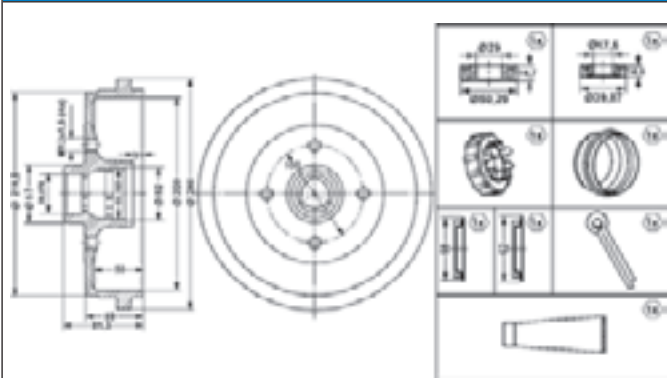
**24.0220-0048.1 480318**  $\varnothing 200,0/201 \times 40,5$  **24.0220-0712.2 480208**  $\varnothing 200,0/201 \times 35$



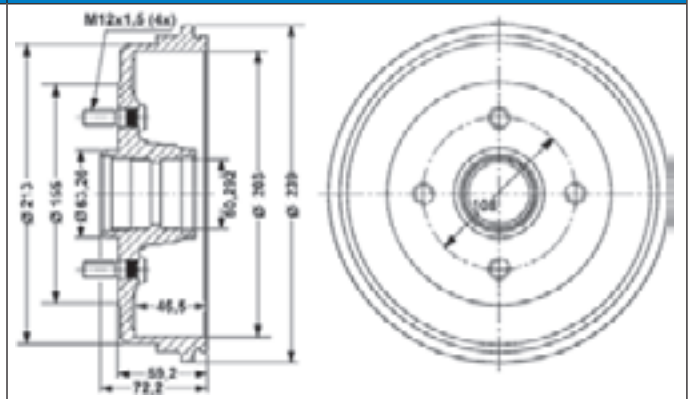
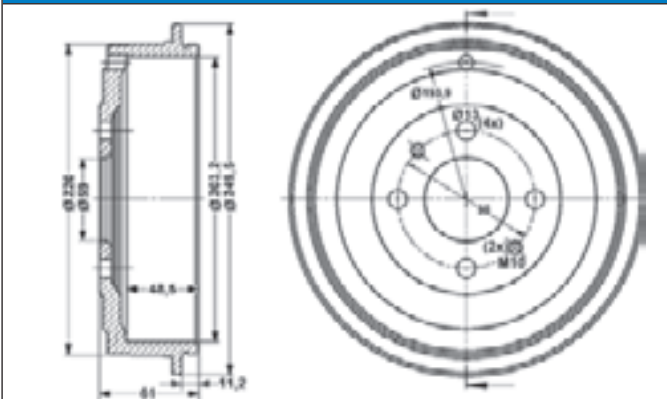
# Abbildungen Bremstrommeln

Illustrations brake drums - Ilustraciones tambores - Illustrations Tambours de frein - Illustrazioni tamburi freno

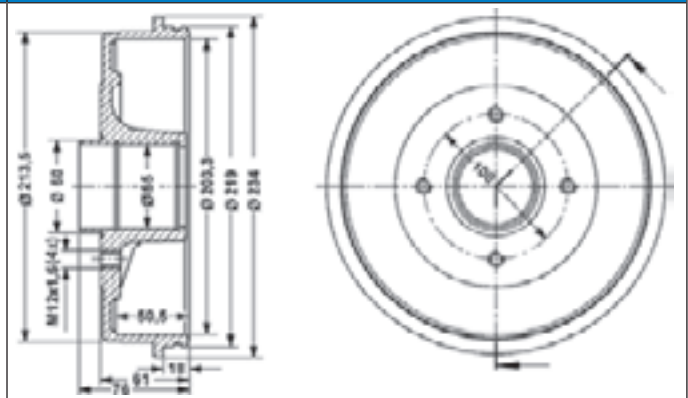
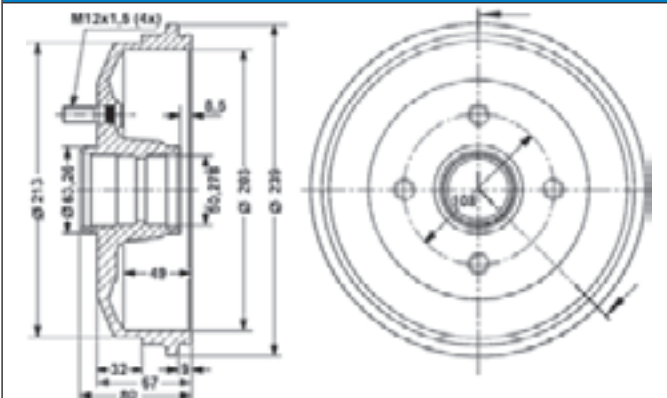
**24.0220-0718.2 480209**  $\varnothing 200,0/201 \times 50$  **24.0220-0738.2 480214**  $\varnothing 200,0/201 \times 54$



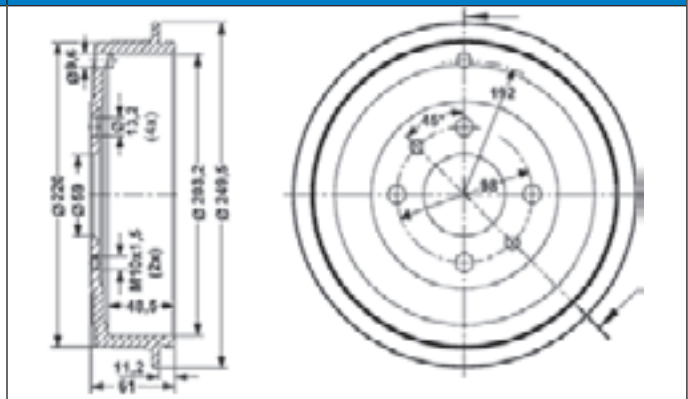
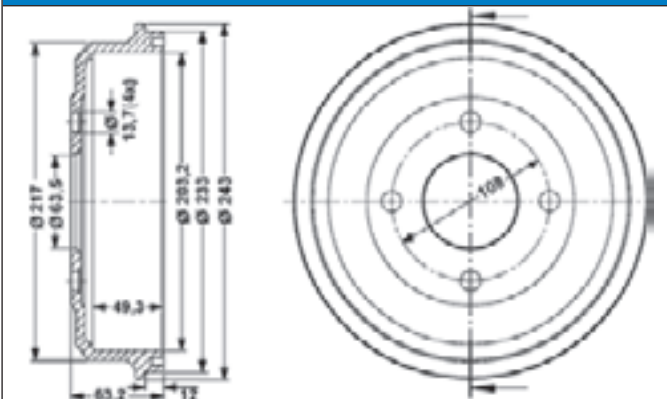
**24.0220-2001.1 480307**  $\varnothing 203,0/204,7 \times 48,5$  **24.0220-3002.2 480021**  $\varnothing 203,0/204 \times 46,5$



**24.0220-3004.2 480023**  $\varnothing 203,0/204 \times 49$  **24.0220-3005.1 480054**  $\varnothing 203,0/204,5 \times 50,5$



**24.0220-3006.1 480062**  $\varnothing 203,0/204,5 \times 49,3$  **24.0220-3007.1 480064**  $\varnothing 203,0/204,7 \times 48,5$

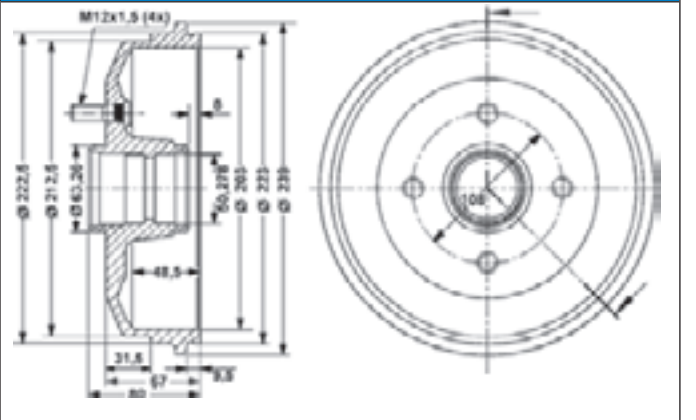
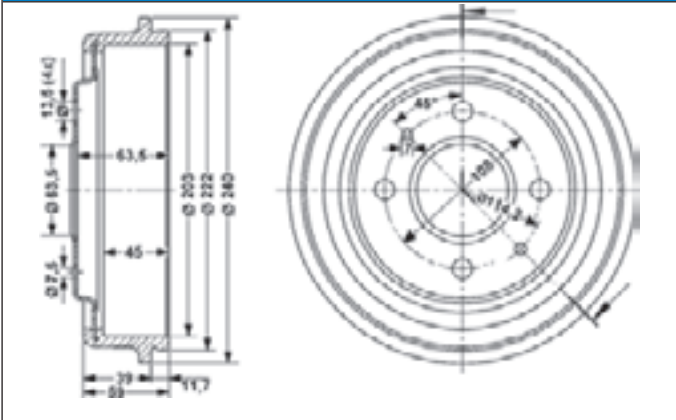




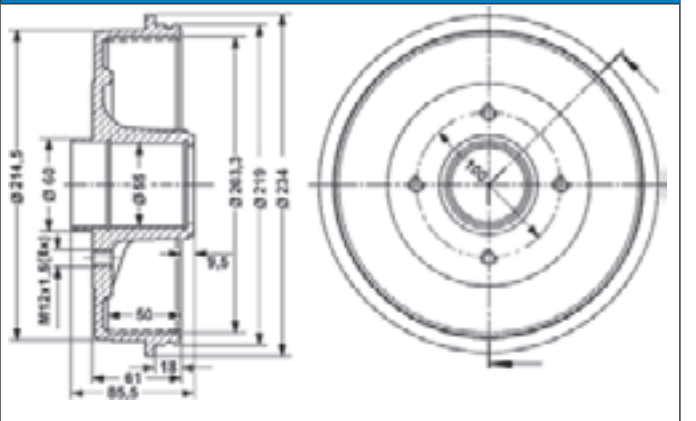
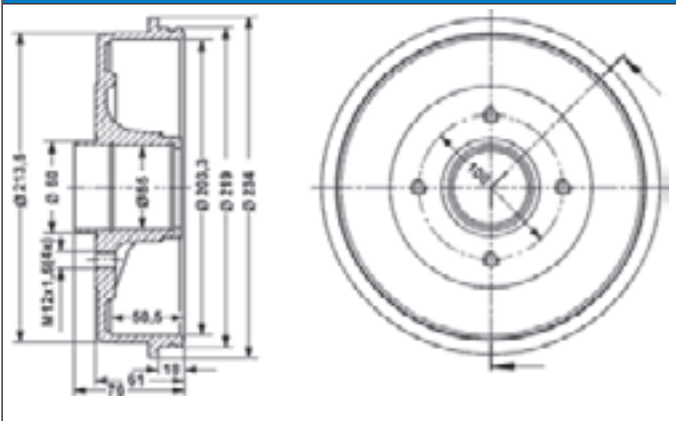
# Abbildungen Bremstrommeln

Illustrations brake drums - Ilustraciones tambores - Illustrations Tambours de frein - Illustrazioni tamburi freno

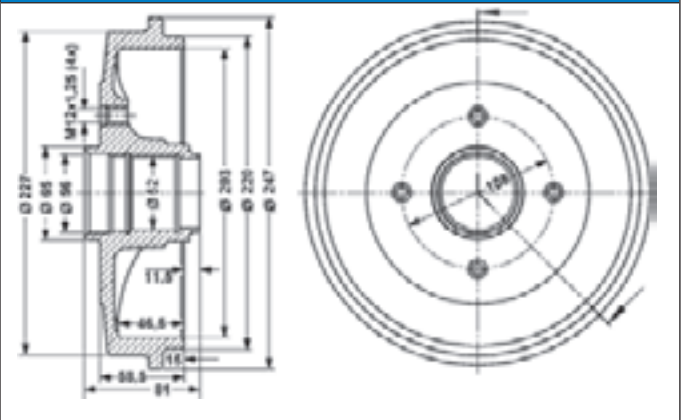
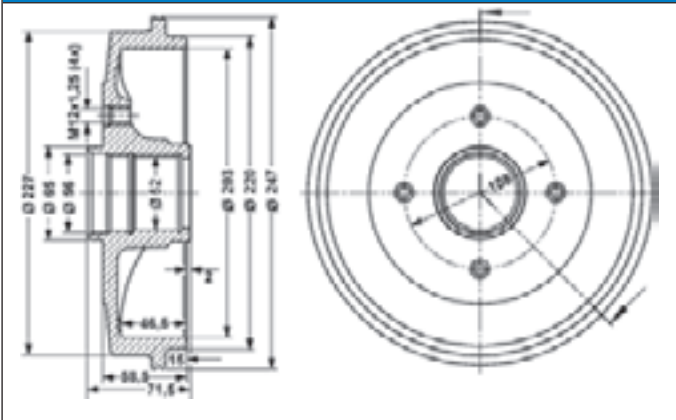
**24.0220-3008.2 480075**  $\varnothing 203,0/204 \times 45$  **24.0220-3009.2 480080**  $\varnothing 203,0/204,3 \times 48,5$



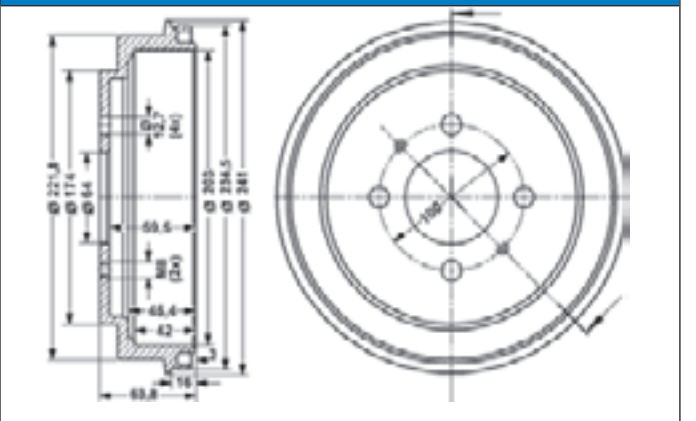
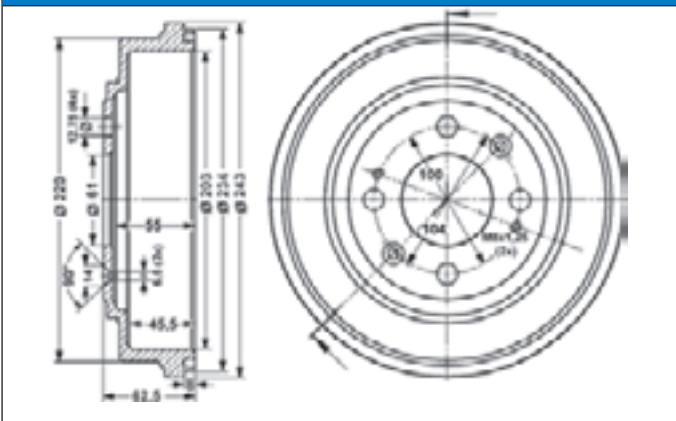
**24.0220-3010.1 480081**  $\varnothing 203,0/204,5 \times 50,5$  **24.0220-3012.1 480088**  $\varnothing 203,0/204,5 \times 50$



**24.0220-3013.1 480089**  $\varnothing 203,0/204,5 \times 46,5$  **24.0220-3014.1 480090**  $\varnothing 203,0/204,5 \times 46,5$



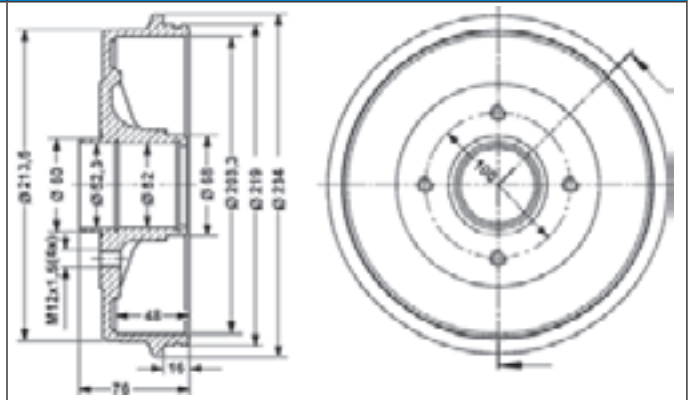
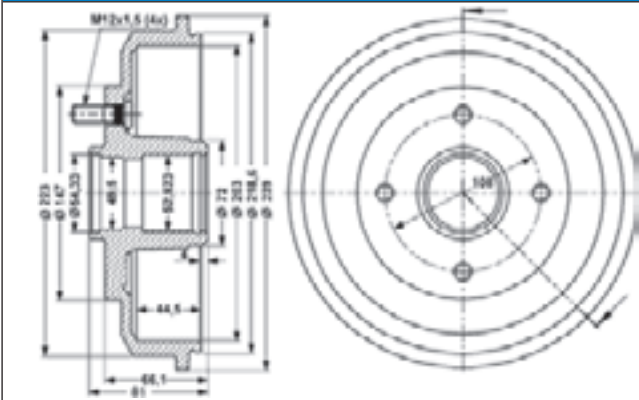
**24.0220-3016.1 480107**  $\varnothing 203,0/204 \times 45,5$  **24.0220-3017.1 480108**  $\varnothing 203,0/205 \times 42$



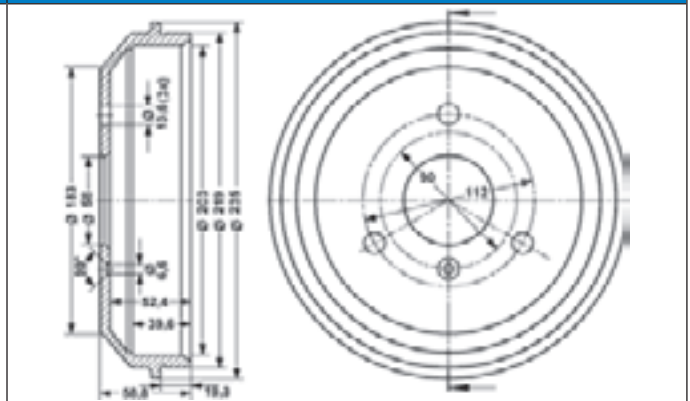
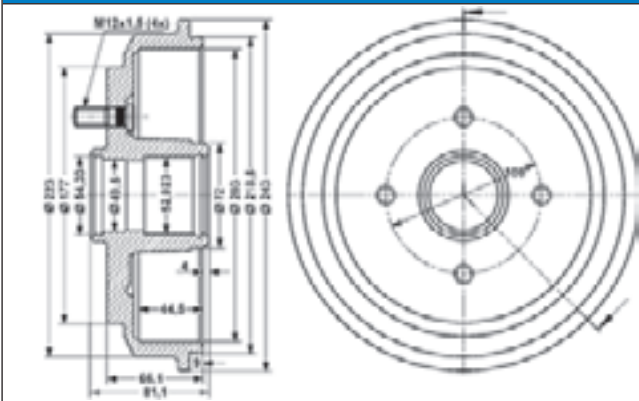
# Abbildungen Bremstrommeln

Illustrations brake drums - Ilustraciones tambores - Illustrations Tambours de frein - Illustrazioni tamburi freno

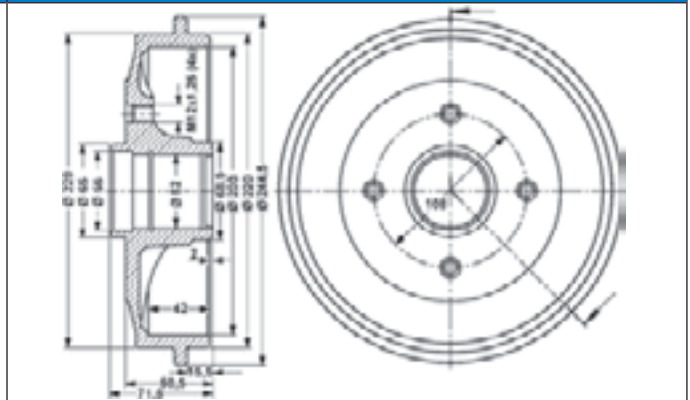
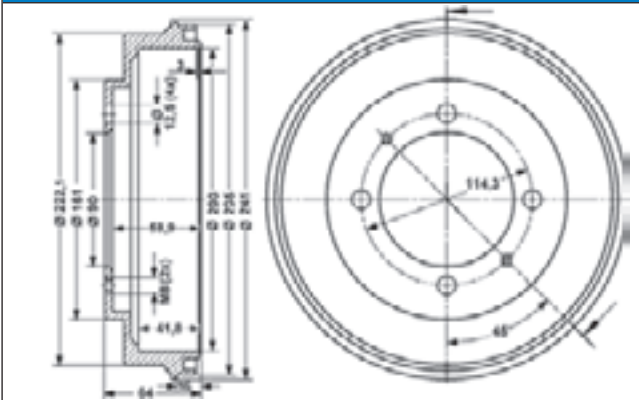
**24.0220-3020.2 480131**  $\varnothing 203,0/204,3 \times 44,5$  **24.0220-3021.1 480127**  $\varnothing 203,0/204,5 \times 48$



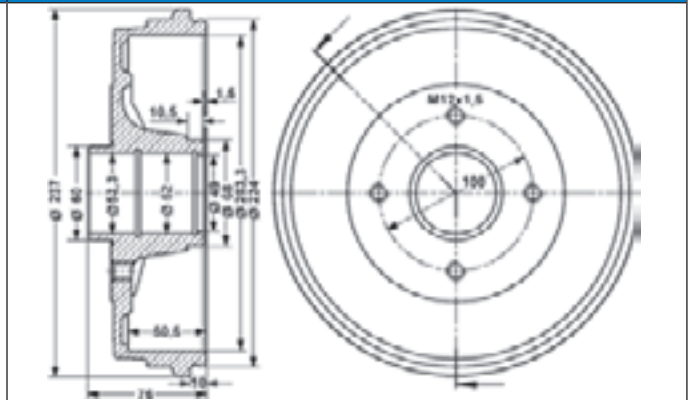
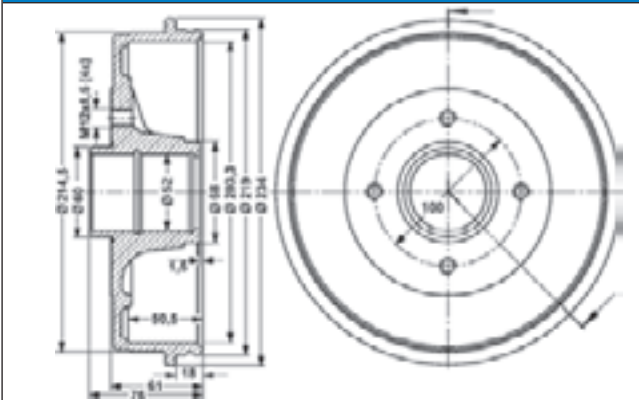
**24.0220-3026.2 480175**  $\varnothing 203,0/204,3 \times 44,5$  **24.0220-3027.1 480168**  $\varnothing 203,0/204,5 \times 39,6$



**24.0220-3028.1 480169**  $\varnothing 203,0/205 \times 41,8$  **24.0220-3029.1 480179**  $\varnothing 203,0/204,5 \times 42$



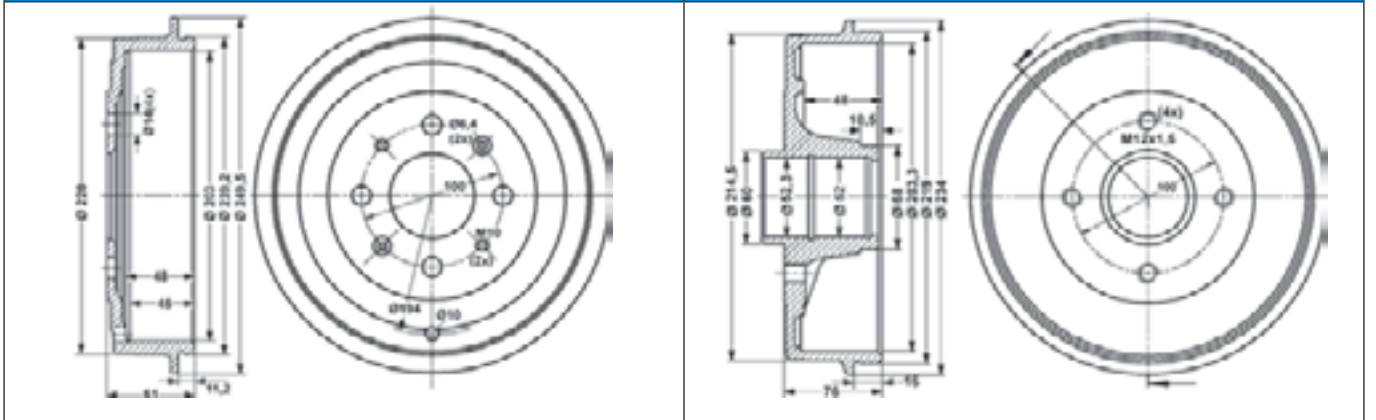
**24.0220-3030.1 480180**  $\varnothing 203,0/204,5 \times 50,5$  **24.0220-3033.1 480195**  $\varnothing 203,3/204,5 \times 50,5$



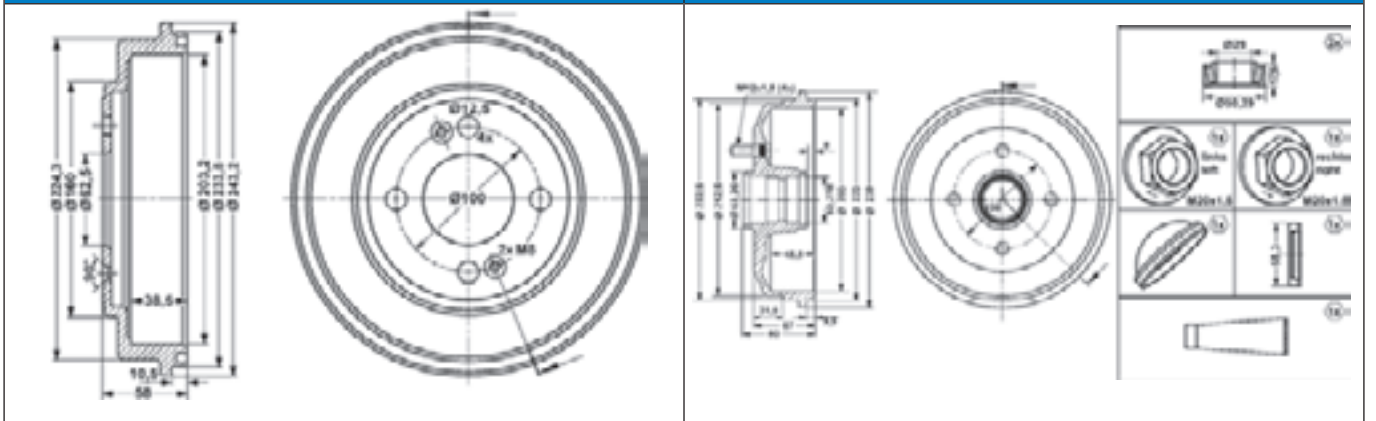
# Abbildungen Bremstrommeln

Illustrations brake drums - Ilustraciones tambores - Illustrations Tambours de frein - Illustrazioni tamburi freno

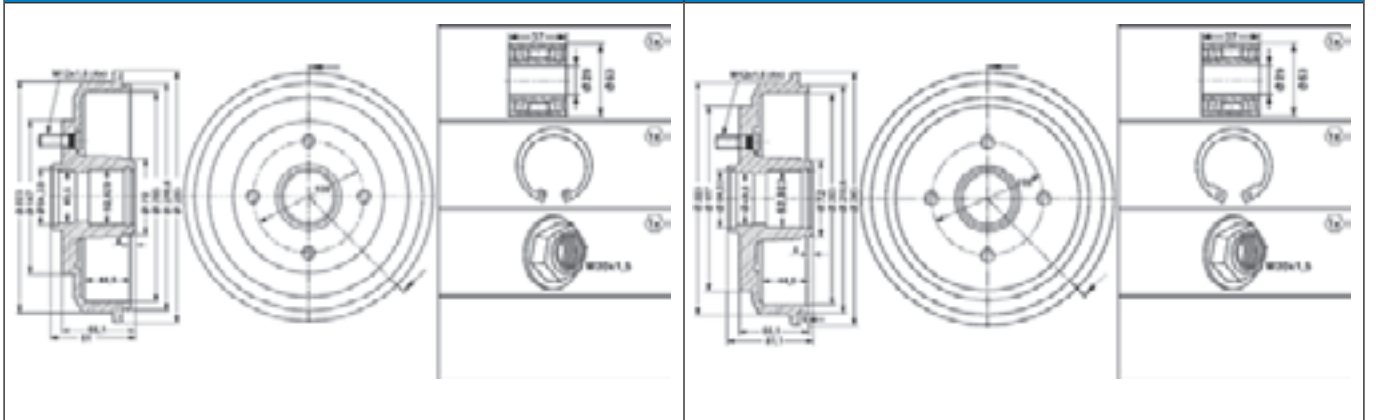
**24.0220-3035.1 480300**  $\varnothing 203,0/204,7 \times 45$  **24.0220-3037.1 480308**  $\varnothing 203,0/204,5 \times 48$



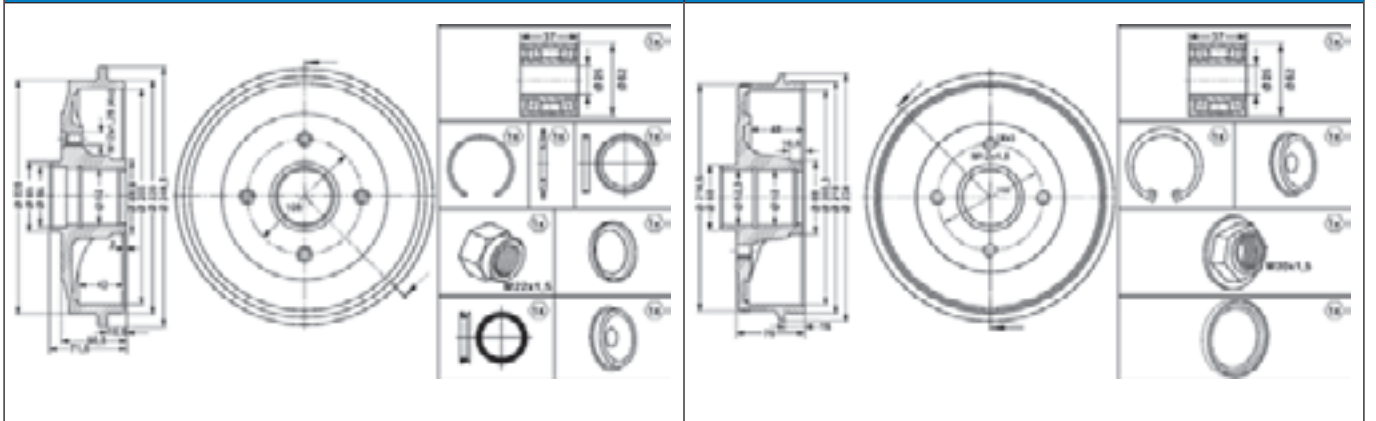
**24.0220-3038.1 480315**  $\varnothing 203,0/205,2 \times 38,5$  **24.0220-3709.2 480220**  $\varnothing 203,0/204,3 \times 48,5$



**24.0220-3720.2 480210**  $\varnothing 203,0/204,3 \times 44,5$  **24.0220-3726.2 480216**  $\varnothing 203,0/204,3 \times 44,5$



**24.0220-3729.2 480217**  $\varnothing 203,0/204,5 \times 42$  **24.0220-3737.2 480218**  $\varnothing 203,0/204,5 \times 48$

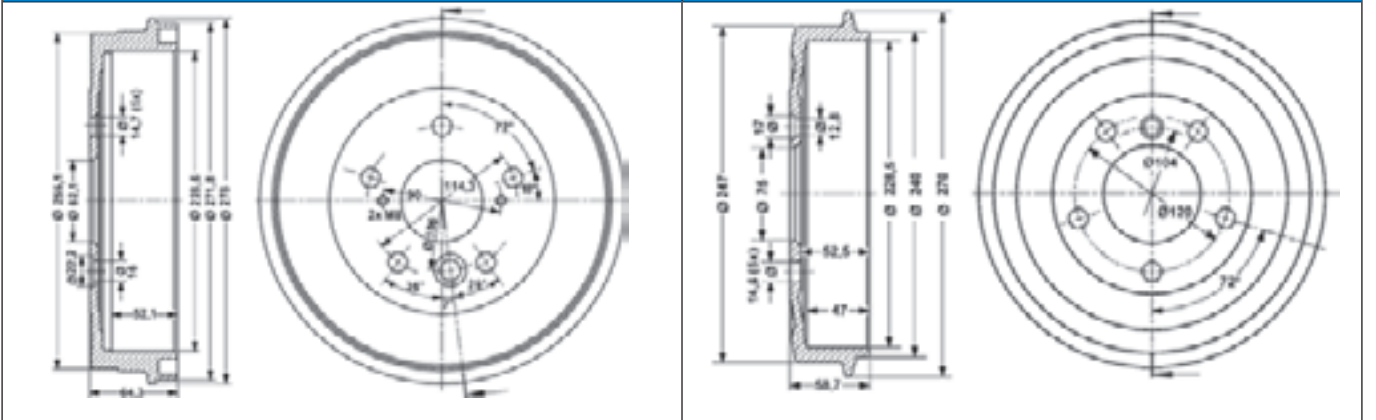




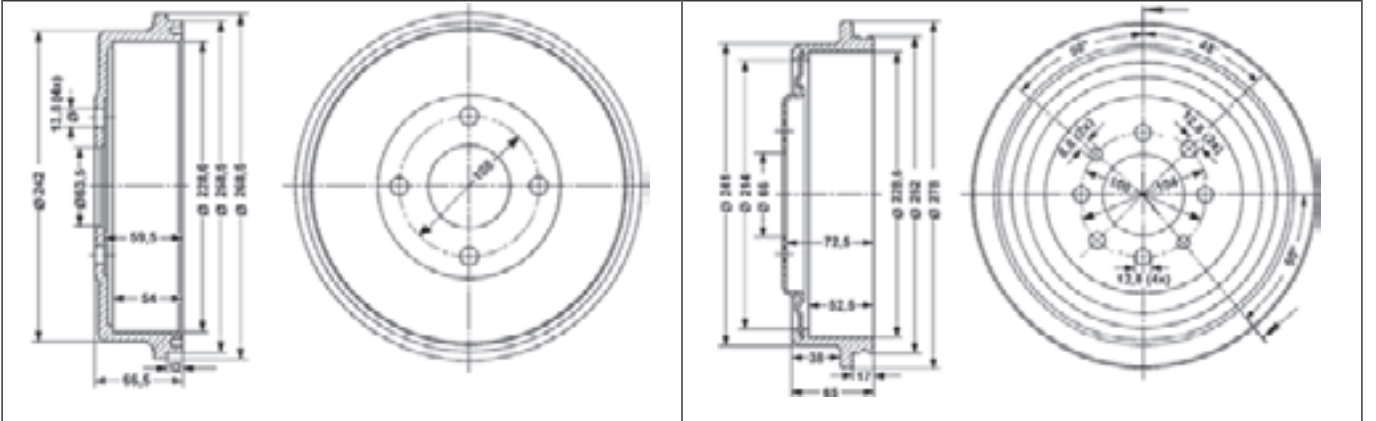
# Abbildungen Bremstrommeln

Illustrations brake drums - Ilustraciones tambores - Illustrations Tambours de frein - Illustrazioni tamburi freno

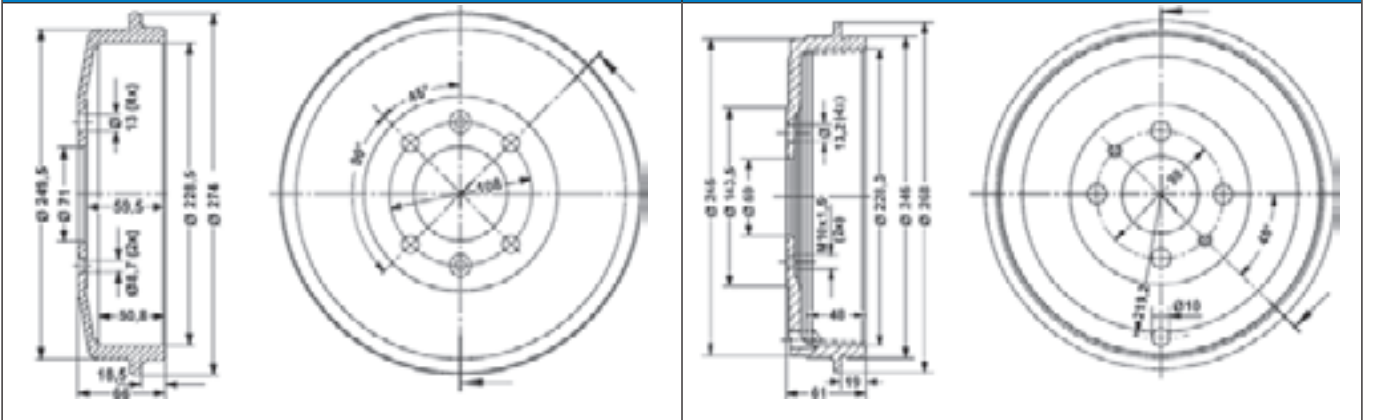
**24.0222-8008.1 480304**  $\varnothing 228,6/230,6 \times 52,1$  **24.0222-8013.1 480030**  $\varnothing 229,0/229,5 \times 47$



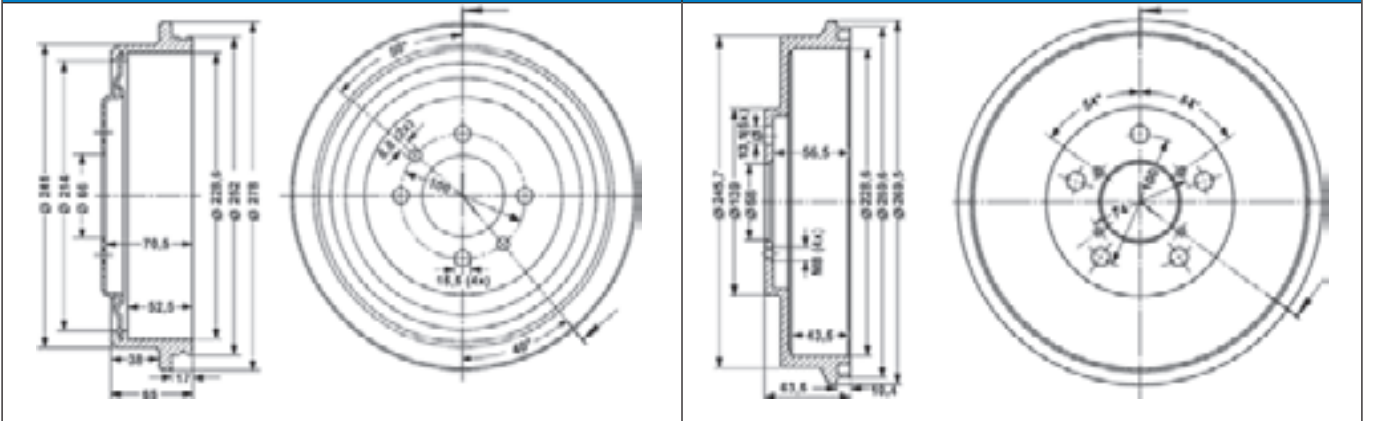
**24.0222-8014.1 480031**  $\varnothing 229,0/230,1 \times 54$  **24.0222-8015.1 480055**  $\varnothing 229,0/229,5 \times 52,5$



**24.0222-8017.1 480071**  $\varnothing 229,0/230 \times 50,8$  **24.0222-8018.1 480078**  $\varnothing 228,0/230 \times 48$



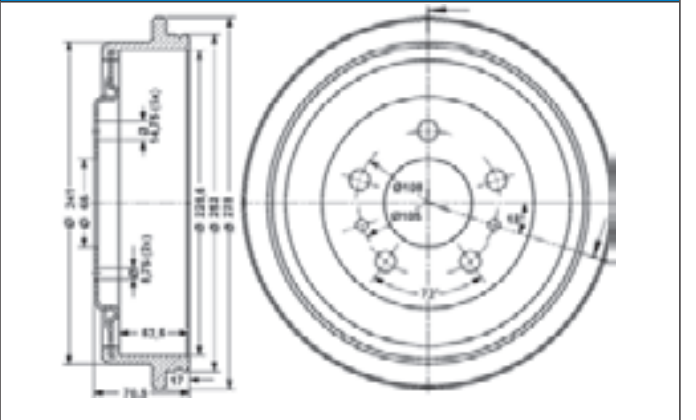
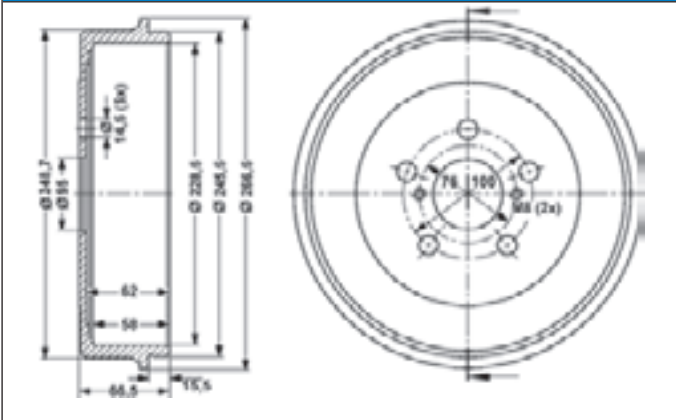
**24.0222-8019.2 480087**  $\varnothing 229,0/229,5 \times 52,5$  **24.0222-8023.1 480094**  $\varnothing 229,0/230 \times 43,5$



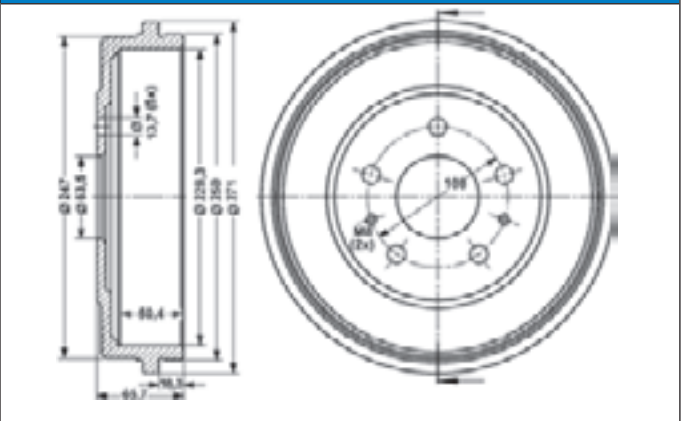
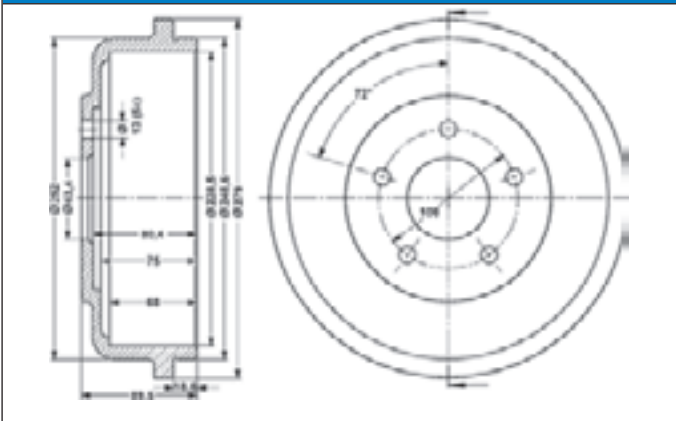
# Abbildungen Bremstrommeln

Illustrations brake drums - Ilustraciones tambores - Illustrations Tambours de frein - Illustrazioni tamburi freno

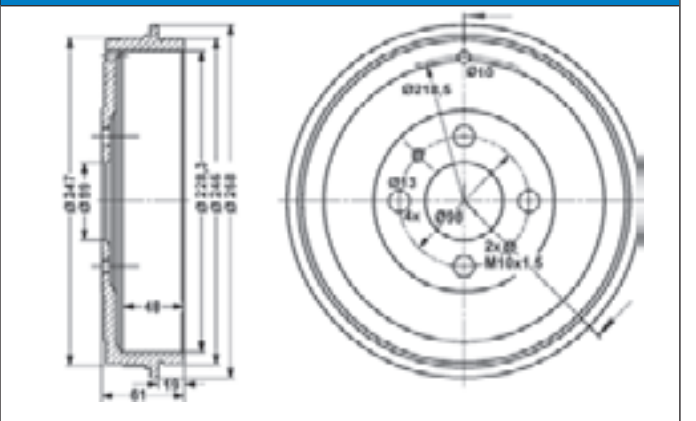
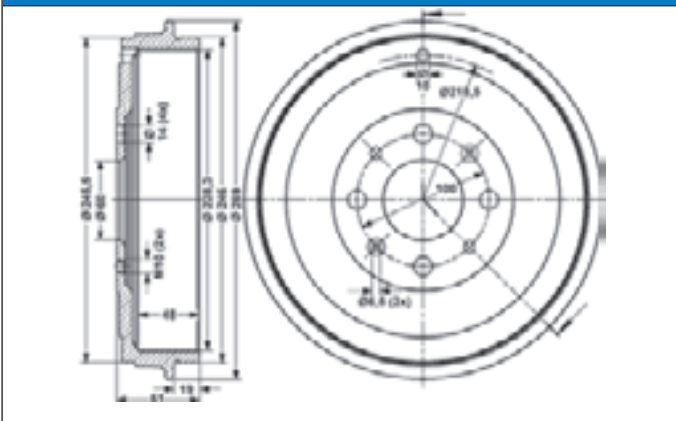
**24.0222-8031.1 480152**  $\varnothing 228,6/229,6 \times 58$  **24.0222-8032.1 480170**  $\varnothing 228,6/229,5 \times 52,5$



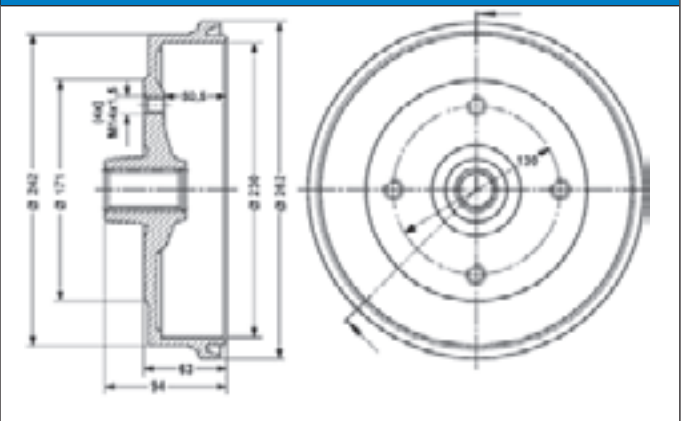
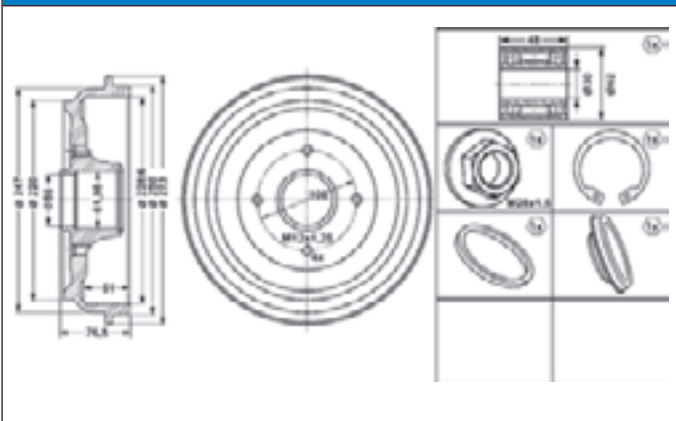
**24.0222-8033.1 480181**  $\varnothing 228,5/229,6 \times 68$  **24.0222-8035.1 480188**  $\varnothing 228,3/230,3 \times 50,4$



**24.0222-8037.1 480302**  $\varnothing 228,3/230 \times 48$  **24.0222-8038.1 480316**  $\varnothing 228,3/230 \times 48$



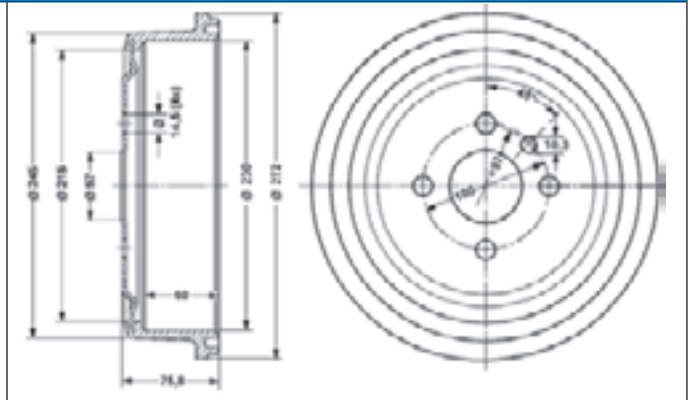
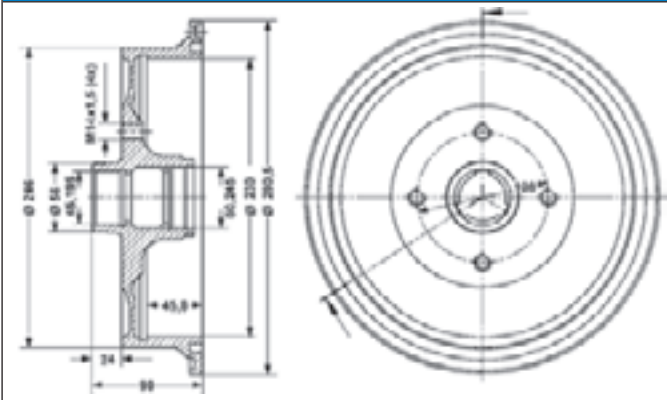
**24.0222-9701.2 480219**  $\varnothing 228,6/230,1 \times 51$  **24.0223-0003.1 480033**  $\varnothing 230,0/231 \times 50,5$



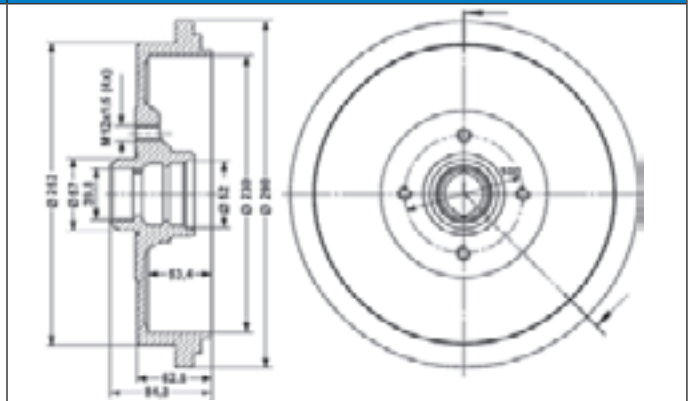
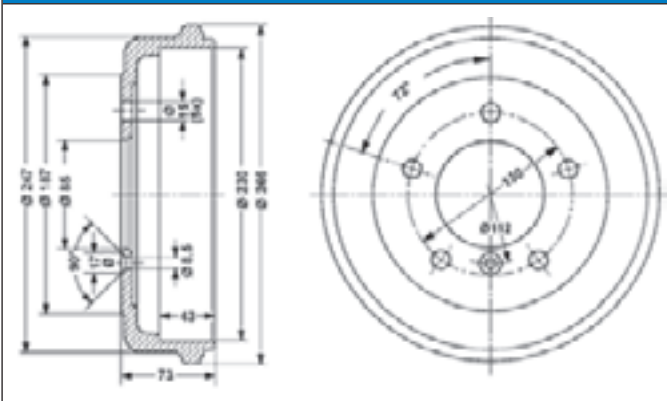
# Abbildungen Bremstrommeln

Illustrations brake drums - Ilustraciones tambores - Illustrations Tambours de frein - Illustrazioni tamburi freno

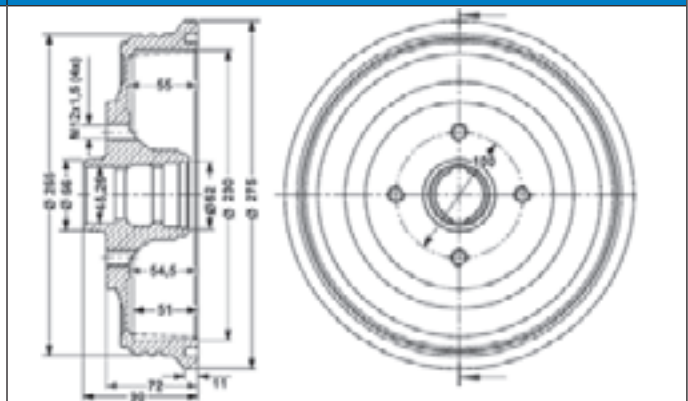
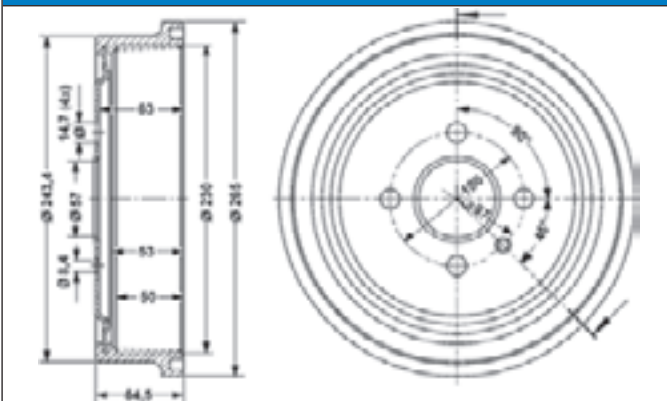
**24.0223-0007.1 480037**  $\varnothing 230,0/231 \times 45,8$  **24.0223-0008.2 480038**  $\varnothing 230,0/231 \times 60$



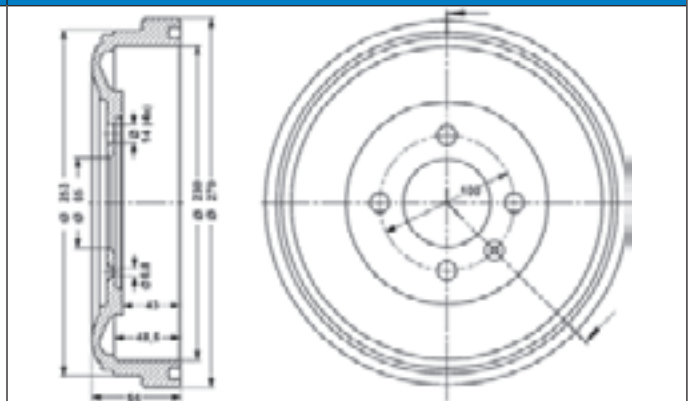
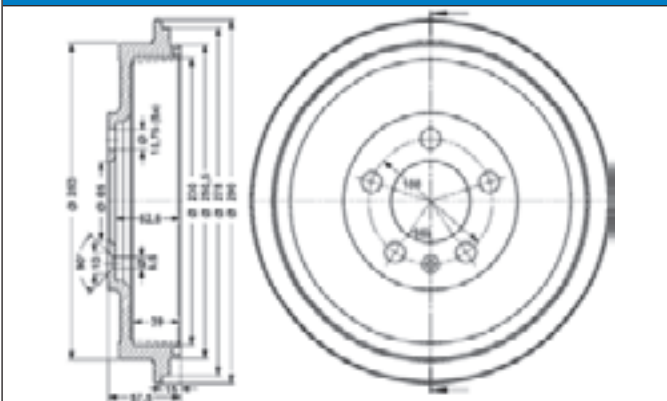
**24.0223-0009.1 480039**  $\varnothing 230,0/231 \times 43$  **24.0223-0012.1 480042**  $\varnothing 230,0/231,5 \times 53,4$



**24.0223-0013.2 480061**  $\varnothing 230,0/231 \times 50$  **24.0223-0015.1 480073**  $\varnothing 230,0/231 \times 51$



**24.0223-0016.1 480111**  $\varnothing 230,0/231,5 \times 39$  **24.0223-0017.1 480135**  $\varnothing 230,0/231,5 \times 48,5$

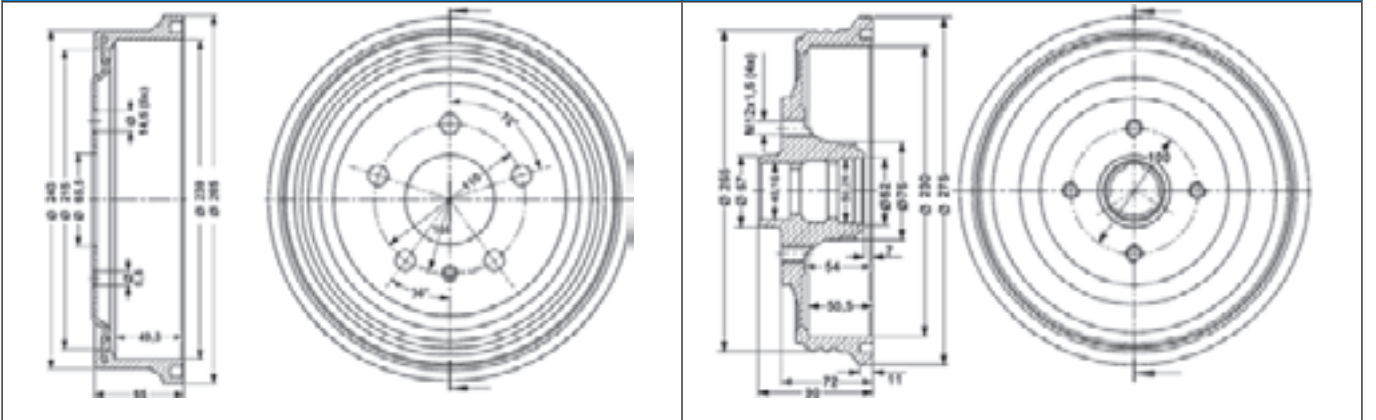




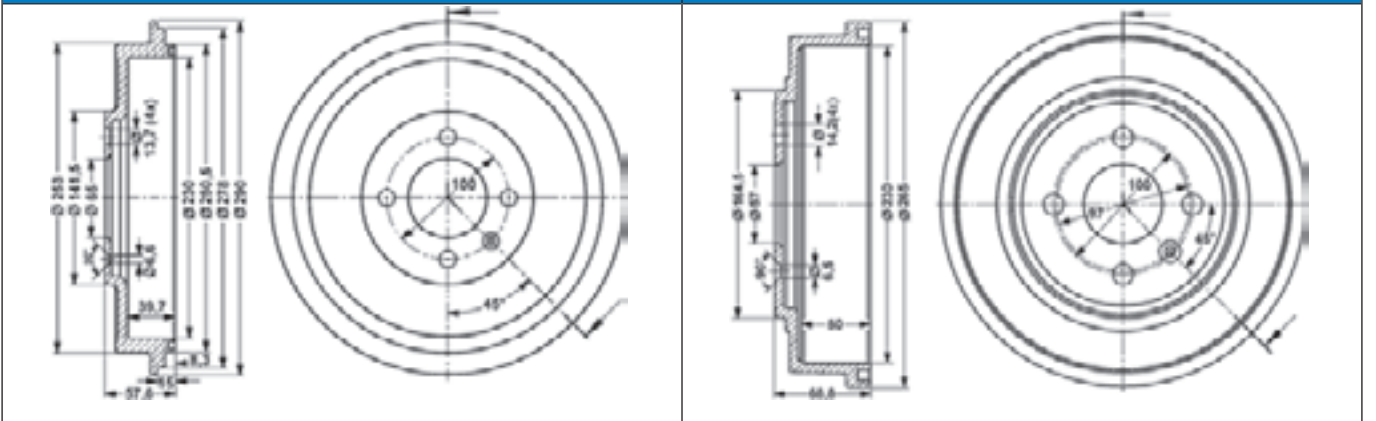
# Abbildungen Bremstrommeln

Illustrations brake drums - Ilustraciones tambores - Illustrations Tambours de frein - Illustrazioni tamburi freno

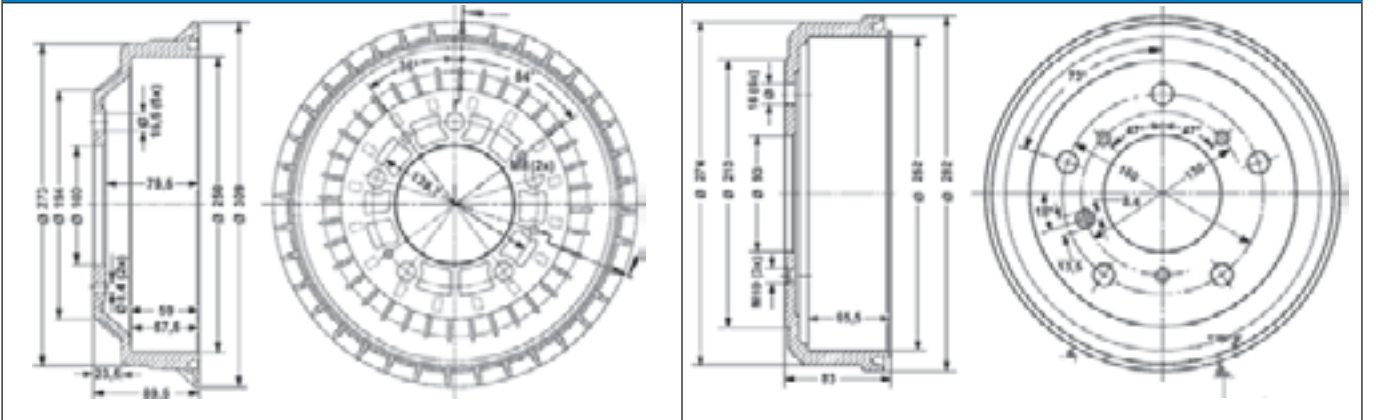
**24.0223-0018.2 480136**  $\varnothing 230,0/231 \times 49,3$  **24.0223-0019.1 480176**  $\varnothing 230,0/231 \times 50,5$



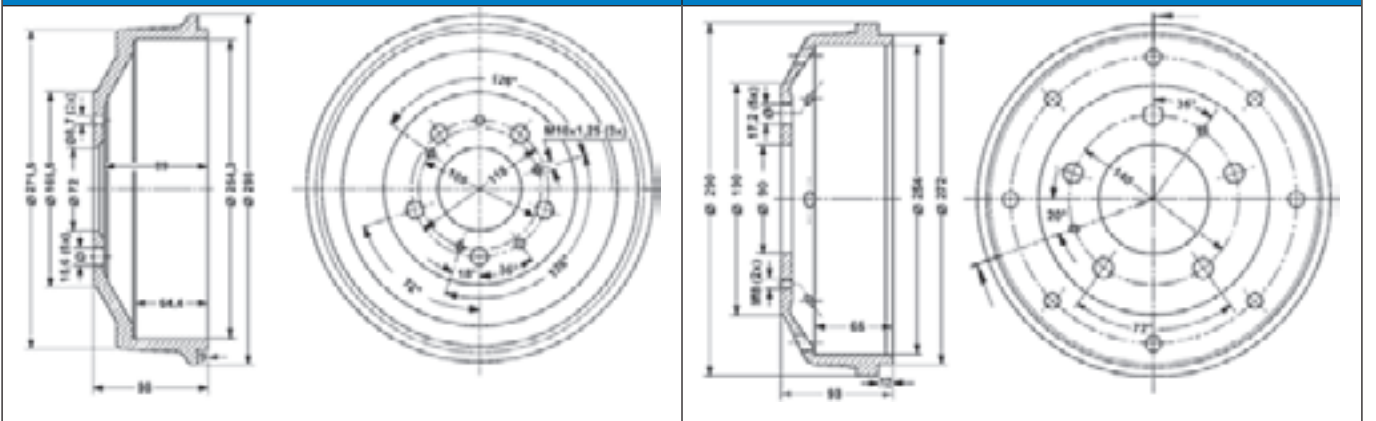
**24.0223-0020.1 480177**  $\varnothing 230,0/231,5 \times 39,7$  **24.0223-0021.1 480186**  $\varnothing 230,0/231 \times 50$



**24.0225-0004.1 480058**  $\varnothing 250,0/251,5 \times 57,5$  **24.0225-2003.1 480047**  $\varnothing 252,0/253,5 \times 65,5$



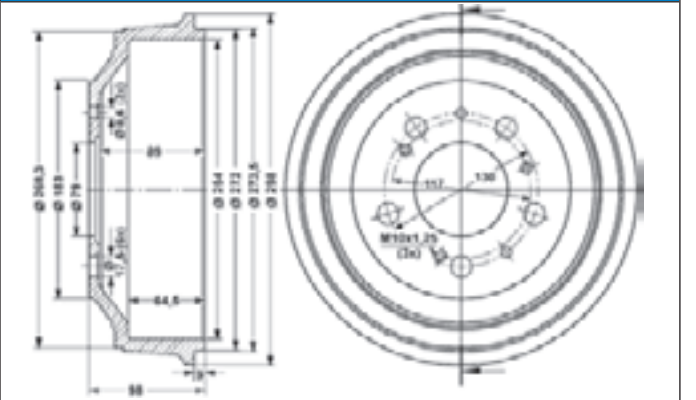
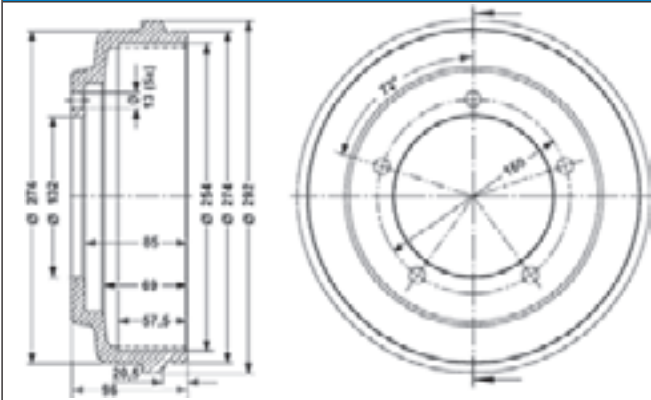
**24.0225-4002.1 480048**  $\varnothing 254,0/255,6 \times 64,4$  **24.0225-4003.1 480049**  $\varnothing 254,0/255 \times 65$



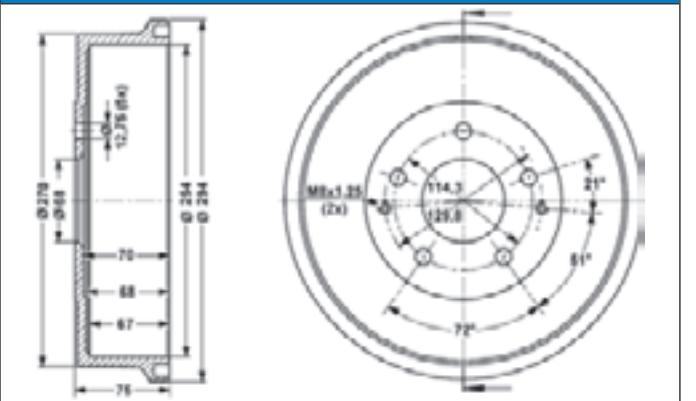
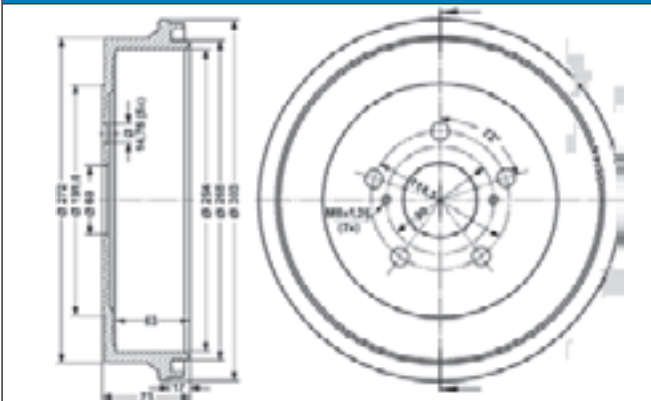
# Abbildungen Bremstrommeln

Illustrations brake drums - Ilustraciones tambores - Illustrations Tambours de frein - Illustrazioni tamburi freno

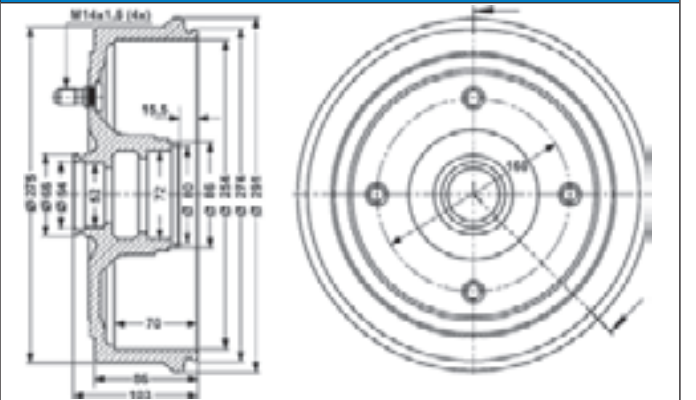
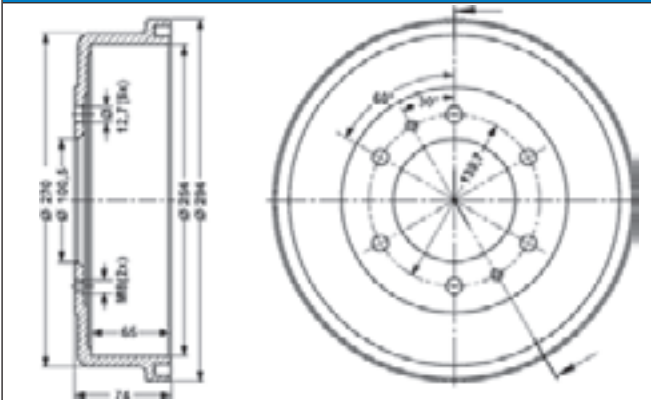
**24.0225-4004.1 480069**  $\varnothing 254,0/256 \times 57,5$  **24.0225-4005.1 480070**  $\varnothing 254,0/255,6 \times 64,5$



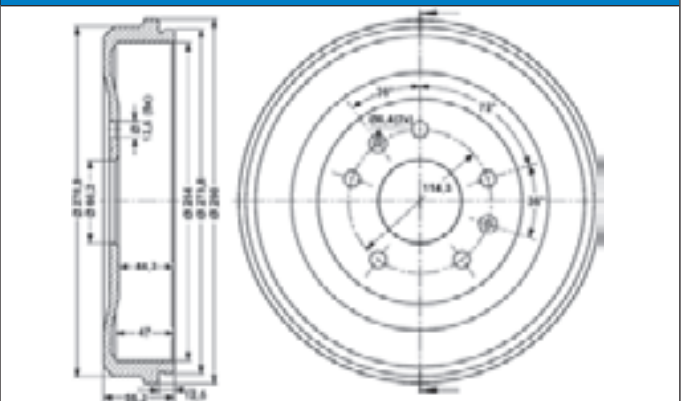
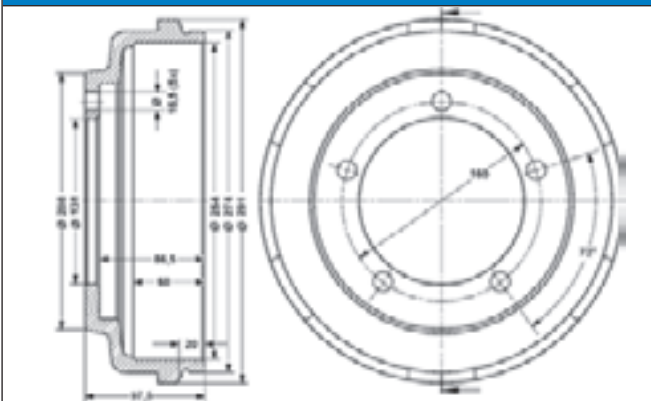
**24.0225-4010.1 480126**  $\varnothing 254,0/256 \times 63$  **24.0225-4012.1 480153**  $\varnothing 254,0/255,5 \times 67$



**24.0225-4014.1 480155**  $\varnothing 254,0/255,5 \times 65$  **24.0225-4015.2 480178**  $\varnothing 254,0/254,8 \times 70$



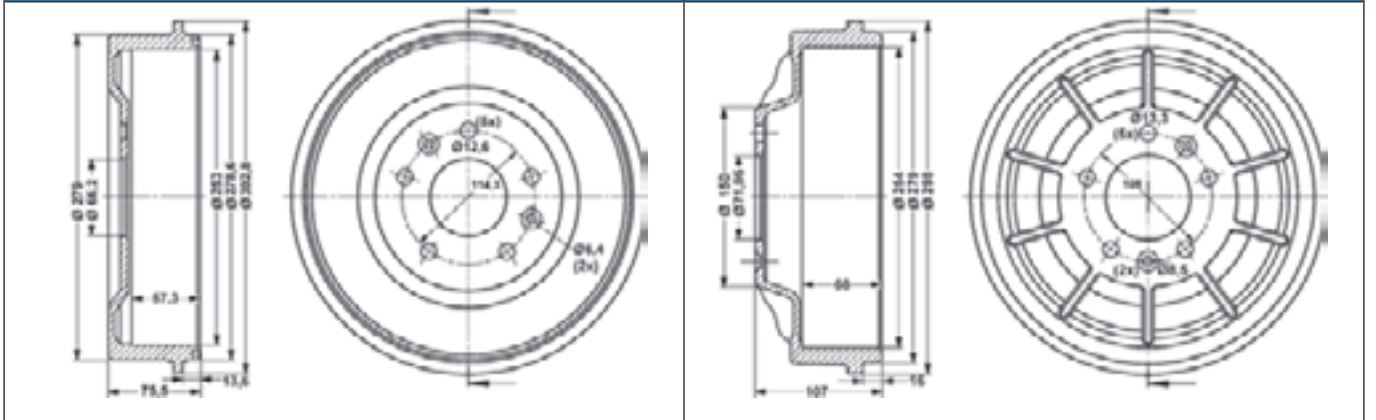
**24.0225-4016.1 480171**  $\varnothing 254,0/256 \times 60$  **24.0225-4017.1 480182**  $\varnothing 254,0/255,5 \times 47$



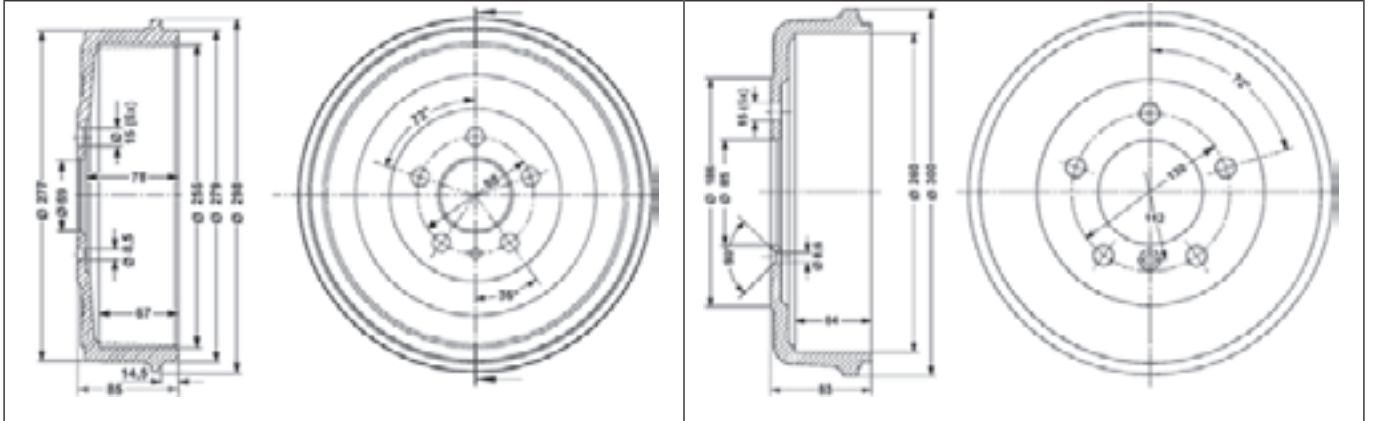
# Abbildungen Bremstrommeln

Illustrations brake drums - Ilustraciones tambores - Illustrations Tambours de frein - Illustrazioni tamburi freno

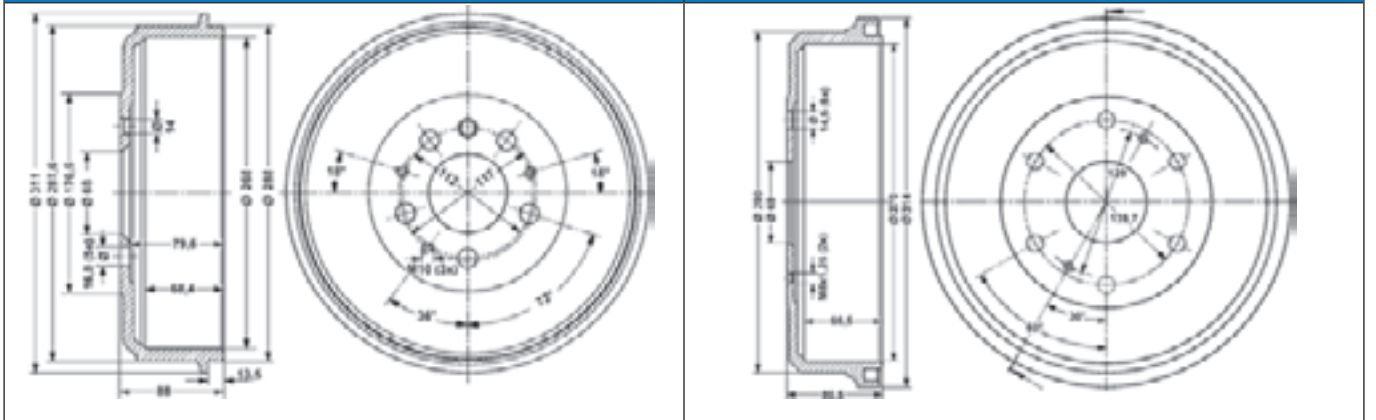
**24.0225-4020.1 480310**  $\varnothing 254,0/255,5 \times 57,3$  **24.0225-4021.1 480311**  $\varnothing 254,0/256,2 \times 68$



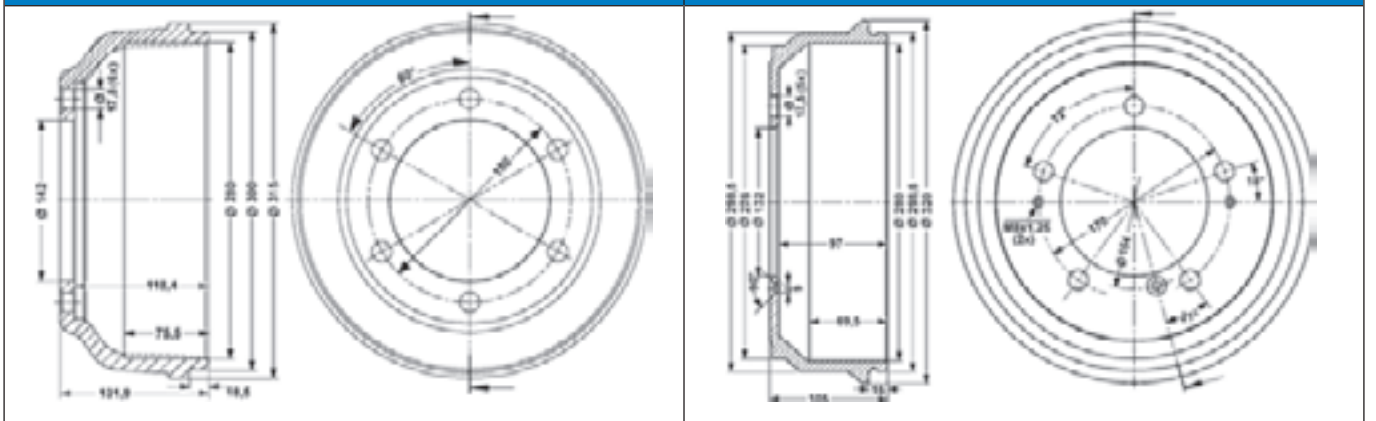
**24.0225-5003.1 480066**  $\varnothing 255,0/256 \times 67$  **24.0226-0001.1 480050**  $\varnothing 260,0/261,5 \times 64$



**24.0226-8001.1 480051**  $\varnothing 268,0/269,5 \times 68,4$  **24.0227-0004.1 480303**  $\varnothing 270,0/272 \times 66,5$



**24.0228-0001.1 480068**  $\varnothing 280,0/282 \times 75,5$  **24.0228-0002.1 480159**  $\varnothing 280,0/282 \times 69,5$

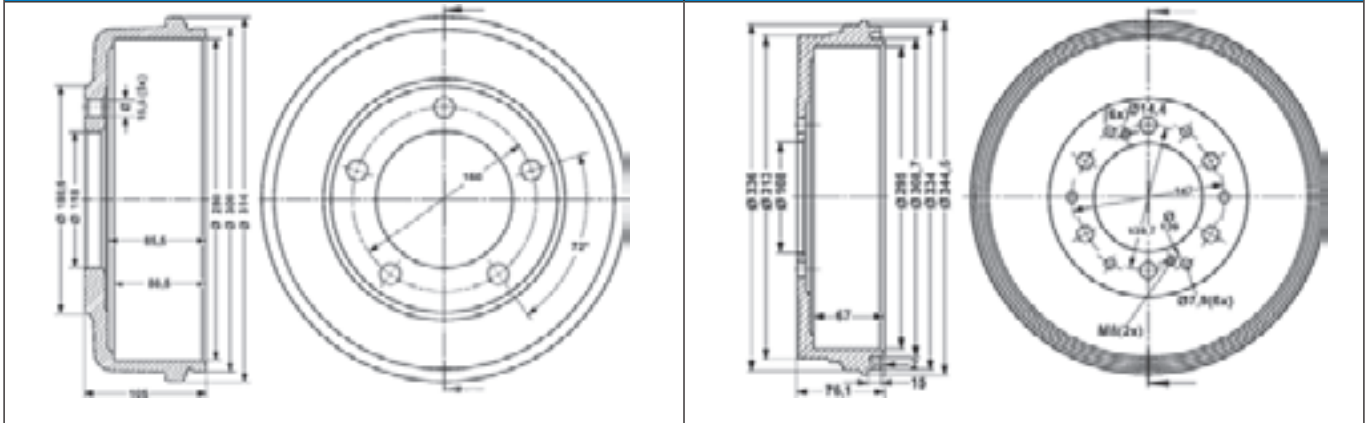




# Abbildungen Bremstrommeln

Illustrations brake drums - Ilustraciones tambores - Illustrations Tambours de frein - Illustrazioni tamburi freno

**24.0228-0004.1 480173**  $\varnothing 280,0/282 \times 80,5$  **24.0229-5003.1 480306**  $\varnothing 295,0/297 \times 67$







**DE** Technische Übersetzungen

**EN** Technical translations

**ES** Traducciones técnicas

**FR** Traductions techniques















**IT** Traduzioni tecniche

**2019**



# Technische Übersetzungen

Technical translations - Traducciones técnicas - Traductions techniques - Traduzioni tecniche

DE		DE	
	Bremstrommel	+ SCS	für Fahrzeuge mit SCS
		+ Zub	mit Zubehör
	Seilzug, Feststellbremse	<b>Abmessungen beachten</b>	Abmessungen beachten
	Bremsbackensatz, Feststellbremse	- ABS	für Fahrzeuge ohne ABS nicht für ABS
	Radbremszylinder	- ABS Ring	ohne ABS-Sensorring
	Bremsbackensatz	- AHK	für Fahrzeuge ohne AHK
	hinten	AKE	Bremssystem, Akebono
	Hinterachse links	ALU	Aluminium
	Hinterachse rechts	AP	Bremssystem, AP Lockheed
	hinten links	<b>Artikelnummer des empfohlenen Zubehörs</b>	Artikelnummer des empfohlenen Zubehörs
	vorne links	- ASR	für Fahrzeuge ohne ASR
	mitte	- AUT	ohne automatische Nachstellung
	hinten rechts	<b>Automatikgetriebe</b>	Automatikgetriebe
	vorne rechts	<b>Baumuster</b>	Baumuster
	vorne	<b>BDX</b>	Bremssystem, Bendix
/	Max.Br.Tr.ausdrehmaß [mm]	<b>Bördelform</b>	Bördelform
+ ABS	für Fahrzeuge mit ABS für ABS	<b>BOS</b>	Bremssystem, Bosch
+ ABS Ring	mit ABS-Sensorring	<b>Br.Tr.Höhe ges. [mm]</b>	Br.Tr.Höhe ges. [mm]
+ AUT	mit automatischer Nachstellung	<b>Br.trommel-durchm.außen [mm]</b>	Br.trommeldurchm.außen [mm]
+ ESP	für Fahrzeuge mit ESP	<b>Br.trommel-durchm.innen [Zoll]</b>	Br.trommeldurchm.innen [Zoll]
+ HEB	mit Hebel	<b>Brems-/Fahr dyn. Artikelbezug</b>	Brems-/Fahr dyn. Artikelbezug
+ J	Japan	<b>Bremsbackensatz</b>	Bremsbackensatz
+ PR	für PR-Nummer	<b>Bremsbackensatz, Feststellbremse</b>	Bremsbackensatz, Feststellbremse
+ RLG	mit Radlager	<b>Brems-trommel</b>	Bremstrommel
+ RZ	mit Radbremszylinder	<b>Bus</b>	Bus
+ RZR	mit integriertem Regler		

# Technische Übersetzungen

Technical translations - Traducciones técnicas - Traductions techniques - Traduzioni tecniche

DE		DE	
<b>DEL</b>	Bremssystem, Delco	<b>für Fahrzeuge mit elektronischer Bremskraftverteilung (EBD)</b>	für Fahrzeuge mit elektronischer Bremskraftverteilung (EBD)
<b>Durchmesser Aufnahme [mm]</b>	Durchmesser Aufnahme [mm]	<b>für Fahrzeuge mit erhöhter Bodenfreiheit</b>	für Fahrzeuge mit erhöhter Bodenfreiheit
<b>E</b>	E	<b>für Fahrzeuge mit Klimaanlage</b>	für Fahrzeuge mit Klimaanlage
<b>Easy Quick</b>	Artikelzusatzbezeichnung, Easy Quick	<b>für Fahrzeuge mit Niveauregulierung</b>	für Fahrzeuge mit Niveauregulierung
<b>- eFSB</b>	für Fahrzeuge ohne elektronische Feststellbremse	<b>für Fahrzeuge mit Scheibenbremse an der Hinterachse</b>	für Fahrzeuge mit Scheibenbremse an der Hinterachse
<b>Einzelteile siehe Stückliste</b>	Einzelteile siehe Stückliste	<b>für Fahrzeuge mit Schlechtwegeausführung</b>	für Fahrzeuge mit Schlechtwegeausführung
<b>- ESP</b>	für Fahrzeuge ohne ESP	<b>für Fahrzeuge mit Trommelbremse an der Hinterachse</b>	für Fahrzeuge mit Trommelbremse an der Hinterachse
<b>F</b>	F	<b>für Fahrzeuge mit verstärktem Fahrwerk</b>	für Fahrzeuge mit verstärktem Fahrwerk
<b>Felge Lochzahl</b>	Felge Lochzahl	<b>für Fahrzeuge mit verstärkter Bremse</b>	für Fahrzeuge mit verstärkter Bremse
<b>Felgengröße [Zoll]</b>	Felgengröße [Zoll]	<b>für Fahrzeuge ohne 3. Sitzreihe</b>	für Fahrzeuge ohne 3. Sitzreihe
<b>Frankreich</b>	Frankreich	<b>für Fahrzeuge ohne Aktivlenkung</b>	für Fahrzeuge ohne Aktivlenkung
<b>Frontantrieb</b>	Frontantrieb		
<b>für Behördenfahrzeuge</b>	für Behördenfahrzeuge		
<b>für Doppelbereifung</b>	für Doppelbereifung		
<b>für Einfachbereifung</b>	für Einfachbereifung		
<b>für erhöhte Nutzlast</b>	für erhöhte Nutzlast		
<b>für Fahrzeuge mit 3. Sitzreihe</b>	für Fahrzeuge mit 3. Sitzreihe		
<b>für Fahrzeuge mit Aktivlenkung</b>	für Fahrzeuge mit Aktivlenkung		
<b>für Fahrzeuge mit Bremskraftregler</b>	für Fahrzeuge mit Bremskraftregler		
<b>für Fahrzeuge mit Bremskraftverstärker</b>	für Fahrzeuge mit Bremskraftverstärker		
<b>für Fahrzeuge mit Drehsitz</b>	für Fahrzeuge mit Drehsitz		

# Technische Übersetzungen

Technical translations - Traducciones técnicas - Traductions techniques - Traduzioni tecniche

DE		DE	
<b>für Fahrzeuge ohne Anhängervorrichtung</b>	für Fahrzeuge ohne Anhängervorrichtung	<b>- HEB</b>	ohne Hebel
<b>für Fahrzeuge ohne Bremskraftregler</b>	für Fahrzeuge ohne Bremskraftregler	<b>Informationsart</b>	Informationsart
<b>für Fahrzeuge ohne Drehsitz</b>	für Fahrzeuge ohne Drehsitz	<b>Innendurchmesser [mm]</b>	Innendurchmesser [mm]
<b>für Fahrzeuge ohne Klimaanlage</b>	für Fahrzeuge ohne Klimaanlage	<b>Innendurchmesser 1 [mm]</b>	Innendurchmesser 1 [mm]
<b>für Fahrzeuge ohne Niveauregulierung</b>	für Fahrzeuge ohne Niveauregulierung	<b>Innendurchmesser 2 [mm]</b>	Innendurchmesser 2 [mm]
<b>für Fahrzeuge ohne Schlechtwegeausführung</b>	für Fahrzeuge ohne Schlechtwegeausführung	<b>- J</b>	Japan
<b>für Fahrzeuge ohne Sportfahrwerk</b>	für Fahrzeuge ohne Sportfahrwerk	<b>Japan</b>	Japan
<b>für Fahrzeuge ohne verstärktes Fahrwerk</b>	für Fahrzeuge ohne verstärktes Fahrwerk	<b>Kasten</b>	Kasten
<b>für Linkslenker</b>	für Linkslenker	<b>Kasten/Kombi</b>	Kasten/Kombi
<b>für Motornummer</b>	für Motornummer	<b>Komponentennummer</b>	Komponentennummer
<b>für Rechtslenker</b>	für Rechtslenker	<b>kurze Ausführung</b>	kurze Ausführung
<b>für Reifenabmessung</b>	für Reifenabmessung	<b>kurzer Radstand</b>	kurzer Radstand
<b>für verlängerten Radstand</b>	für verlängerten Radstand	<b>L=</b>	Länge [mm]
<b>Generischer Artikel</b>	Generischer Artikel	<b>L2=</b>	Länge 2 [mm]
<b>Geschlossen</b>	Geschlossen	<b>langer Radstand</b>	langer Radstand
<b>GG</b>	Grauguss	<b>Lochanzahl</b>	Lochanzahl
<b>Groß Britanien</b>	Groß Britannien	<b>Lochkreis-Ø [mm]</b>	Lochkreis-Ø [mm]
		<b>luftgefederte Achse</b>	luftgefederte Achse
		<b>Made in</b>	Fahrzeugproduktionsland
		<b>mit Doppelbereifung</b>	mit Doppelbereifung
		<b>mit Einfachbereifung</b>	mit Einfachbereifung
		<b>mit Radbefestigungsbolzen</b>	mit Radbefestigungsbolzen
		<b>mittlerer Radstand</b>	mittlerer Radstand
		<b>Motorcode</b>	Motorcode
		<b>Multi-link Achse</b>	Multi-link Achse



















# Technische Übersetzungen

Technical translations - Traducciones técnicas - Traductions techniques - Traduzioni tecniche

DE		DE	
<b>Nabenprofil</b>	Nabenprofil	<b>ohne Leichtmetallfelge</b>	ohne Leichtmetallfelge
<b>nicht für Behördenfahrzeuge</b>	nicht für Behördenfahrzeuge	<b>Orga →</b>	Organisationsnummer ab
<b>nicht für Doppelbereifung</b>	nicht für Doppelbereifung	<b>Original ATE Kit</b>	Artikelzusatzbezeichnung, Original ATE Kit
<b>nicht für erhöhte Nutzlast</b>	nicht für erhöhte Nutzlast	<b>Original ATE TopKit</b>	Artikelzusatzbezeichnung, Original ATE TopKit
<b>nicht für Fahrzeuge mit verstärkter Bremse</b>	nicht für Fahrzeuge mit verstärkter Bremse	<b>passend für Felgengröße [Zoll]</b>	passend für Felgengröße [Zoll]
<b>nicht für gepanzerte Fahrzeuge</b>	nicht für gepanzerte Fahrzeuge	<b>Pritsche/Fahrgestell</b>	Pritsche/Fahrgestell
<b>nicht für heiße Klimazonen</b>	nicht für heiße Klimazonen	<b>Radbremszylinder</b>	Radbremszylinder
<b>nicht für Multi-link Achse</b>	nicht für Multi-link Achse	<b>Radstand [mm]</b>	Radstand [mm]
<b>nicht für Polizeifahrzeuge</b>	nicht für Polizeifahrzeuge	<b>Reparatur-satz, Auto-matische Nachstellung</b>	Reparatursatz, Automatische Nachstellung
<b>nicht für Radstand [mm]</b>	nicht für Radstand [mm]	<b>Republik Korea (Südkorea)</b>	Republik Korea (Südkorea)
<b>nicht für verlängerten Radstand</b>	nicht für verlängerten Radstand	<b>- RLG</b>	ohne Radlager
<b>nicht für Wohnmobile</b>	nicht für Wohnmobile	<b>- RZ</b>	ohne Radbremszylinder
<b>nur paarweise austauschen</b>	nur paarweise austauschen	<b>- RZR</b>	ohne integrierten Regler
<b>Nutzlast [kg]</b>	Nutzlast [kg]	<b>Satz</b>	Satz
<b>Nutzlast ab [kg]</b>	Nutzlast ab [kg]	<b>Schaltgetriebe</b>	Schaltgetriebe
<b>Nutzlast bis [kg]</b>	Nutzlast bis [kg]	<b>Scheiben/Trommel</b>	Scheiben/Trommel
<b>OE-Hersteller</b>	OE-Hersteller	<b>Scheibenbremse</b>	Scheibenbremse
<b>OE-Nummer</b>	OE-Nummer	<b>- SCS</b>	für Fahrzeuge ohne SCS
<b>OE-Referenz</b>	OE-Referenz	<b>Seilzug, Feststellbremse</b>	Seilzug, Feststellbremse
<b>ohne Druckbolzen</b>	ohne Druckbolzen	<b>Slowakische Republik</b>	Slowakische Republik
		<b>Stahlfelge</b>	Stahlfelge
		<b>Starrachse</b>	Starrachse
		<b>Textbaustein</b>	Textbaustein
		<b>Thailand</b>	Thailand
		<b>Trommelbremse</b>	Trommelbremse

# Technische Übersetzungen

Technical translations - Traducciones tecnicas - Traductions techniques - Traduzioni tecniche

DE		EN	
<b>TRW</b>	Bremssystem, Lucas / TRW		Brake Drum
<b>Türenanzahl</b>	Türenanzahl		
<b>Ungarn</b>	Ungarn		Cable, parking brake
<b>V</b>	belüftet		
<b>verstärkte Ausführung</b>	verstärkte Ausführung		Brake Shoe Set, parking brake
<b>VET →</b>	VET-Nummer ab		Wheel Brake Cylinder
<b>Vollautomatik</b>	Vollautomatik		
<b>vormontiert</b>	vormontiert		Brake Shoe Set
<b>VW</b>	Bremssystem, Volkswagen		
<b>x</b>	Breite [mm] Br.Tr.Höhe innen [mm]		Rear
<b>- Zub</b>	ohne Zubehör		Rear Axle Left
<b>Zubehörsatz, Bremsbacken</b>	Zubehörsatz, Bremsbacken		Rear Axle Right
<b>Zubehörsatz, Feststellbremsbacken</b>	Zubehörsatz, Feststellbremsbacken		Left Rear
<b>Ø</b>	Durchmesser [mm] Trommeldurchmesser Zylinderkolbendurchmesser [mm]		Left Front
<b>→</b>	Produktionsdatum ab Baujahr ab Fahrgestellnummer ab Motornummer ab		Centre
<b>→</b>	Produktionsdatum bis Baujahr bis Fahrgestellnummer bis		Right Rear
<b>→Orga</b>	Organisationsnummer bis		Right Front
<b>→VET</b>	VET-Nummer bis		Front
		/	Max.skimmed drum measure [mm]
		<b>+ ABS</b>	for vehicles with ABS for ABS
		<b>+ ABS Ring</b>	with ABS sensor ring
		<b>+ AUT</b>	with automatic adjustment
		<b>+ ESP</b>	for vehicles with ESP
		<b>+ HEB</b>	with lever
		<b>+ J</b>	Japan
		<b>+PR</b>	for PR number
		<b>+ RLG</b>	with wheel bearing
		<b>+ RZ</b>	with wheel brake cylinder
		<b>+ RZR</b>	with integrated regulator



# Technische Übersetzungen

Technical translations - Traducciones tecnicas - Traductions techniques - Traduzioni tecniche

EN		EN	
<b>+ SCS</b>	for vehicles with SCS	<b>DEL</b>	Brake System, Delco
<b>+ Zub</b>	with accessories	<b>Durchmesser Aufnahme [mm]</b>	Support plate diameter [mm]
<b>Abmessungen beachten</b>	Observe dimensions	<b>E</b>	E
<b>- ABS</b>	for vehicles without ABS not for ABS	<b>Easy Quick</b>	additional article information, Easy Quick
<b>- ABS Ring</b>	without ABS sensor ring	<b>- eFSB</b>	for vehicles without electronic hand-brake
<b>- AHK</b>	for vehicles without towbar	<b>Einzelteile siehe Stückliste</b>	for components see parts list
<b>AKE</b>	Brake System, Akebono	<b>- ESP</b>	for vehicles without ESP
<b>ALU</b>	Aluminium	<b>F</b>	F
<b>AP</b>	Brake System, AP Lockheed	<b>Felge Lochzahl</b>	Rim Hole Number
<b>Artikelnummer des empfohlenen Zubehörs</b>	Part number of recommended accessories	<b>Felgengröße [Zoll]</b>	Rim Size [in]
<b>- ASR</b>	for vehicles without ASR	<b>Frankreich</b>	France
<b>- AUT</b>	without automatic adjustment	<b>Frontantrieb</b>	Front Wheel Drive
<b>Automatikgetriebe</b>	Automatic Transmission	<b>für Behördenfahrzeuge</b>	for government vehicles
<b>Baumuster</b>	Type	<b>für Doppelbereifung</b>	for dual tyres
<b>BDX</b>	Brake System, Bendix	<b>für Einfachbereifung</b>	for single tyres
<b>Bördelform</b>	Flange Shape	<b>für erhöhte Nutzlast</b>	for increased payload
<b>BOS</b>	Brake System, Bosch	<b>für Fahrzeuge mit 3. Sitzreihe</b>	for vehicles with 3rd seating row
<b>Br.Tr.Höhe ges. [mm]</b>	Total Br. Drum Height [mm]	<b>für Fahrzeuge mit Aktivlenkung</b>	for vehicles with active steering
<b>Br.trommel-durchm.außen [mm]</b>	Br. Drum outer diameter [mm]	<b>für Fahrzeuge mit Bremskraftregler</b>	for vehicles with brake-power regulator
<b>Br.trommel-durchm.innen [Zoll]</b>	Inner Br. Drum Diam. [in]	<b>für Fahrzeuge mit Bremskraftverstärker</b>	for vehicles with brake booster
<b>Brems-/Fahr dyn. Artikelbezug</b>	Brakes- / Drive Dynamics Articles	<b>für Fahrzeuge mit Drehsitz</b>	for vehicles with swivel seat
<b>Bremsbackensatz</b>	Brake Shoe Set		
<b>Bremsbackensatz, Feststellbremse</b>	Brake Shoe Set, parking brake		
<b>Brems-trommel</b>	Brake Drum		
<b>Bus</b>	Bus		

# Technische Übersetzungen

Technical translations - Traducciones técnicas - Traductions techniques - Traduzioni tecniche

EN	EN
<b>für Fahrzeuge mit elektronischer Bremskraftverteilung (EBD)</b> for vehicles with electronic brakeforce distribution (EBD)	<b>für Fahrzeuge ohne Anhängervorrichtung</b> for vehicles without towbar
<b>für Fahrzeuge mit erhöhter Bodenfreiheit</b> for vehicles with increased ground clearance	<b>für Fahrzeuge ohne Bremskraftregler</b> for vehicles without brake-power regulator
<b>für Fahrzeuge mit Klimaanlage</b> for vehicles with air conditioning	<b>für Fahrzeuge ohne Drehsitz</b> for vehicles without swivel seat
<b>für Fahrzeuge mit Niveauregulierung</b> for vehicles with leveling control	<b>für Fahrzeuge ohne Klimaanlage</b> for vehicles without air conditioning
<b>für Fahrzeuge mit Scheibenbremse an der Hinterachse</b> for vehicles with disc brakes on the rear axle	<b>für Fahrzeuge ohne Niveauregulierung</b> for vehicles without leveling control
<b>für Fahrzeuge mit Schlechtwegausführung</b> for vehicles with off-road suspension	<b>für Fahrzeuge ohne Schlechtwegausführung</b> for vehicles without off-road suspension
<b>für Fahrzeuge mit Trommelbremse an der Hinterachse</b> for vehicles with drum brakes on the rear axle	<b>für Fahrzeuge ohne Sportfahrwerk</b> for vehicles without sports suspension
<b>für Fahrzeuge mit verstärktem Fahrwerk</b> for vehicles with heavy duty suspension	<b>für Fahrzeuge ohne verstärktes Fahrwerk</b> for vehicles without heavy duty suspension
<b>für Fahrzeuge mit verstärkter Bremse</b> for vehicles with reinforced brakes	<b>für Linkslenker</b> for left-hand drive vehicles
<b>für Fahrzeuge ohne 3. Sitzreihe</b> for vehicles without 3rd seating row	<b>für Motornummer</b> for engine number
<b>für Fahrzeuge ohne Aktivlenkung</b> for vehicles without active steering	<b>für Rechtslenker</b> for right-hand drive vehicles
	<b>für Reifenabmessung</b> for tyre size
	<b>für verlängerten Radstand</b> for extended wheelbase
	<b>Generischer Artikel</b> Generic article
	<b>Geschlossen</b> Closed
	<b>GG</b> Grey Cast Iron
	<b>Groß Britanien</b> Great Britain



# Technische Übersetzungen

Technical translations - Traducciones tecnicas - Traductions techniques - Traduzioni tecniche

EN		EN	
- HEB	without lever	<b>Nabenprofil</b>	Hub Profile
<b>Informationsart</b>	Information Type	<b>nicht für Behördenfahrzeuge</b>	not for government vehicles
<b>Innendurchmesser [mm]</b>	Inner diameter [mm]	<b>nicht für Doppelbereifung</b>	not for dual tyres
<b>Innendurchmesser 1 [mm]</b>	Inner diameter 1 [mm]	<b>nicht für erhöhte Nutzlast</b>	not for increased payload
<b>Innendurchmesser 2 [mm]</b>	Inner diameter 2 [mm]	<b>nicht für Fahrzeuge mit verstärkter Bremse</b>	not for vehicles with reinforced brakes
- J	Japan	<b>nicht für gepanzerte Fahrzeuge</b>	not for armoured vehicles
<b>Japan</b>	Japan	<b>nicht für heiße Klimazonen</b>	not for hot climates
<b>Kasten</b>	Box	<b>nicht für Multi-link Achse</b>	not for multi-link axle
<b>Kasten/Kombi</b>	Box Body / Estate	<b>nicht für Polizeifahrzeuge</b>	not for police vehicles
<b>Komponentennummer</b>	Component Number	<b>nicht für Radstand [mm]</b>	not for wheelbase [mm]
<b>kurze Ausführung</b>	Short Version	<b>nicht für verlängerten Radstand</b>	not for extended wheelbase
<b>kurzer Radstand</b>	Short Wheelbase	<b>nicht für Wohnmobile</b>	not for motor home
<b>L=</b>	Length [mm]	<b>nur paarweise austauschen</b>	Replace in pairs only
<b>L2=</b>	Length 2 [mm]	<b>Nutzlast [kg]</b>	Payload [kg]
<b>langer Radstand</b>	Long Wheelbase	<b>Nutzlast ab [kg]</b>	Payload from [kg]
<b>Lochanzahl</b>	Number of Holes	<b>Nutzlast bis [kg]</b>	Payload to [kg]
<b>Lochkreis-Ø [mm]</b>	Bolt Hole Circle Ø [mm]	<b>OE-Hersteller</b>	OE manufacturer
<b>luftgefederte Achse</b>	Air Suspension Axle	<b>OE-Nummer</b>	OE reference number
<b>Made in</b>	Vehicle Production Country	<b>OE-Referenz</b>	OE reference
<b>mit Doppelbereifung</b>	with dual tyres	<b>ohne Druckbolzen</b>	without pressure pin
<b>mit Einfachbereifung</b>	with single tyres		
<b>mit Radbefestigungsbolzen</b>	with wheel studs		
<b>mittlerer Radstand</b>	Centre Wheelbase		
<b>Motorcode</b>	Engine Code		
<b>Multi-link Achse</b>	Multilink Axle		

# Technische Übersetzungen

Technical translations - Traducciones tecnicas - Traductions techniques - Traduzioni tecniche















EN		EN	
<b>ohne Leichtmetallfelge</b>	without light alloy rim	<b>TRW</b>	Brake System, Lucas / TRW
<b>Orga →</b>	RPO number from	<b>Türenanzahl</b>	Number of Doors
<b>Original ATE Kit</b>	additional article information, Original ATE Kit	<b>Ungarn</b>	Hungary
<b>Original ATE TopKit</b>	additional article information, Original ATE TopKit	<b>V</b>	Vented
<b>passend für Felgengröße [Zoll]</b>	Fits rim size [inch]	<b>verstärkte Ausführung</b>	Heavy Duty Version
<b>Pritsche/ Fahrgestell</b>	Platform/Chassis	<b>VET →</b>	VET Number from
<b>Radbremszylinder</b>	Wheel Brake Cylinder	<b>Vollautomatik</b>	Fully Automatic
<b>Radstand [mm]</b>	Wheelbase [mm]	<b>vormontiert</b>	Pre-assembled
<b>Reparatur-satz, Auto-matische Nachstellung</b>	Repair Kit, automatic adjustment	<b>VW</b>	Brake System, Volkswagen
<b>Republik Korea (Südkorea)</b>	Republic of Korea (South Korea)	<b>x</b>	Width [mm] Inner Brake Drum Height [mm]
<b>- RLG</b>	without wheel bearing	<b>- Zub</b>	without accessories
<b>- RZ</b>	without wheel brake cylinder	<b>Zubehörsatz, Bremsbacken</b>	Accessory Kit, brake shoes
<b>- RZR</b>	without integrated regulator	<b>Zubehörsatz, Feststell-bremsbacken</b>	Accessory Kit, parking brake shoes
<b>Satz</b>	Kit	<b>∅</b>	Diameter [mm] Drum Diameter Piston Diameter [mm]
<b>Schaltge-triebe</b>	Manual Transmission	<b>→</b>	Production date from Construction year from Chassis number from Engine number from
<b>Scheiben/ Trommel</b>	Disc/Drum	<b>→</b>	Production date to Construction year to Chassis number to
<b>Scheiben-bremse</b>	Disc Brake	<b>→Orga</b>	RPO number to
<b>- SCS</b>	for vehicles without SCS	<b>→VET</b>	VET Number to
<b>Seilzug, Fest-stellbremse</b>	Cable, parking brake		
<b>Slowakische Republik</b>	Slovakia		
<b>Stahlfelge</b>	Steel Rim		
<b>Starrachse</b>	Rigid Axle		
<b>Textbaustein</b>	text module		
<b>Thailand</b>	Thailand		
<b>Trommel-bremse</b>	Drum Brake		





# Technische Übersetzungen

Technical translations - Traducciones técnicas - Traductions techniques - Traduzioni tecniche

ES		ES	
	Tambor de freno	+ SCS	para vehículos con SCS
	Cable de accionamiento, freno de estacionamiento	+ Zub	con accesorios
	Juego de zapatas de frenos, freno de estacionamiento	<b>Abmessungen beachten</b>	Observar dimensiones
	Cilindro de freno de rueda	- ABS	para vehículos sin ABS no para ABS
	Juego de zapatas de frenos	- ABS Ring	sin anillo sensor ABS
	posterior	- AHK	para vehículos sin cinemática activa en el eje trasero
	Eje trasero izquierda	AKE	Sistema de frenos, Akebono
	Eje trasero, derecha	ALU	Aluminio
	Atrás izquierda	AP	Sistema de frenos, AP Lockheed
	Delante, izquierda	<b>Artikelnummer des empfohlenen Zubehörs</b>	Nº art. de accesorio recomendado
	centro	- ASR	para vehículos sin ASR
	Atrás derecha	- AUT	sin reajuste automático
	Delante, derecha	<b>Automatikgetriebe</b>	Transmisión automática
	delante	<b>Baumuster</b>	Modelo de construcción
/	Rebajado máx. tambor de freno [mm]	<b>BDX</b>	Sistema de frenos, Bendix
+ ABS	para vehículos con ABS para ABS	<b>Bördelform</b>	Tipo rebordeado
+ ABS Ring	con anillo sensor ABS	<b>BOS</b>	Sistema de frenos, Bosch
+ AUT	con reajuste automático	<b>Br.Tr.Höhe ges. [mm]</b>	H tamb. freno total [mm]
+ ESP	para vehículos con ESP	<b>Br.trommel-durchm.außen [mm]</b>	Diám. ext. tambor freno [mm]
+ HEB	con palanca	<b>Br.trommel-durchm.innen [Zoll]</b>	Diám. tambor freno int [inch]
+ J	Japón	<b>Brems-/ Fahr dyn. Artikelbezug</b>	Ref. artículo dinámica frenado/marcha
+PR	Número de PR	<b>Bremsbackensatz</b>	Juego de zapatas de frenos
+ RLG	con cojinete rueda	<b>Bremsbackensatz, Feststellbremse</b>	Juego de zapatas de frenos, freno de estacionamiento
+ RZ	con cilindro de freno de rueda	<b>Brems-trommel</b>	Tambor de freno
+ RZR	con regulador incorporado		

# Technische Übersetzungen

Technical translations - Traducciones técnicas - Traductions techniques - Traduzioni tecniche

ES		ES	
<b>Bus</b>	Autobús	<b>für Fahrzeuge mit elektronischer Bremskraftverteilung (EBD)</b>	para vehículos con programa estabilización remolque
<b>DEL</b>	Sistema de frenos, Delco	<b>für Fahrzeuge mit erhöhter Bodenfreiheit</b>	para vehículos con altura libre aumentada
<b>Durchmesser Aufnahme [mm]</b>	Diámetro alojamiento [mm]	<b>für Fahrzeuge mit Klimaanlage</b>	para vehículos con climatizador
<b>E</b>	E	<b>für Fahrzeuge mit Niveauregulierung</b>	para vehículos con regulación de nivel
<b>Easy Quick</b>	Denominación adicional del artículo, Easy Quick	<b>für Fahrzeuge mit Scheibenbremse an der Hinterachse</b>	para vehículos con freno de disco en eje trasero
<b>- eFSB</b>	para vehículos sin freno de detención electrónico	<b>für Fahrzeuge mit Schlechtwegausführung</b>	para vehículos con dispositivo auxiliar para caminos malos
<b>Einzelteile siehe Stückliste</b>	Componentes véase lista de piezas	<b>für Fahrzeuge mit Trommelbremse an der Hinterachse</b>	para vehículos con freno de tambor en eje trasero
<b>- ESP</b>	para vehículos sin ESP	<b>für Fahrzeuge mit verstärktem Fahrwerk</b>	para vehículos con chasis reforzado
<b>F</b>	F	<b>für Fahrzeuge mit verstärkter Bremse</b>	para vehículos con freno reforzado
<b>Felge Lochzahl</b>	Llanta, nº de taladros	<b>für Fahrzeuge ohne 3. Sitzreihe</b>	para vehículos sin 3 hileras de asientos
<b>Felgengröße [Zoll]</b>	Tamaño de llanta [in]	<b>für Fahrzeuge ohne Aktivlenkung</b>	para vehículos sin dirección activo
<b>Frankreich</b>	Francia	<b>für Fahrzeuge mit Drehsitz</b>	para vehículos con asineto giratorio
<b>Frontantrieb</b>	Tracción delantera		
<b>für Behördenfahrzeuge</b>	para vehículos admon. pública		
<b>für Doppelbereifung</b>	para neumáticos gemelos		
<b>für Einfachbereifung</b>	para neumáticos sencillos		
<b>für erhöhte Nutzlast</b>	para carga útil aumentada		
<b>für Fahrzeuge mit 3. Sitzreihe</b>	para vehículos con 3 hileras de asientos		
<b>für Fahrzeuge mit Aktivlenkung</b>	para vehículos con dirección activa		
<b>für Fahrzeuge mit Bremskraftregler</b>	para vehículos con regulador de fuerza de frenado		
<b>für Fahrzeuge mit Bremskraftverstärker</b>	para vehículos con servofreno		
<b>für Fahrzeuge mit Drehsitz</b>	para vehículos con asineto giratorio		



# Technische Übersetzungen

Technical translations - Traducciones técnicas - Traductions techniques - Traduzioni tecniche

ES		ES	
<b>für Fahrzeuge ohne Anhängervorrichtung</b>	para vehículos si enganche de remolque	<b>- HEB</b>	sin palanca
<b>für Fahrzeuge ohne Bremskraftregler</b>	para vehículos sin regulador de fuerza de frenado	<b>Informationsart</b>	Tipo información
<b>für Fahrzeuge ohne Drehsitz</b>	para vehículos sin asiento giratorio	<b>Innendurchmesser [mm]</b>	Diámetro interior [mm]
<b>für Fahrzeuge ohne Klimaanlage</b>	para vehículos sin aire acondicionado	<b>Innendurchmesser 1 [mm]</b>	Diám. int. 1 [mm]
<b>für Fahrzeuge ohne Niveauregulierung</b>	para vehículos sin regulación de nivel	<b>Innendurchmesser 2 [mm]</b>	Diám. int. 2[mm]
<b>für Fahrzeuge ohne Schlechtwegausführung</b>	para vehículos sin dispositivo auxiliar para caminos malos	<b>- J</b>	Japón
<b>für Fahrzeuge ohne Sportfahrwerk</b>	para vehículos sin chasis deportivo	<b>Japan</b>	Japón
<b>für Fahrzeuge ohne verstärktes Fahrwerk</b>	para vehículos sin chasis reforzado	<b>Kasten</b>	Furgón
<b>für Linkslenker</b>	para vehic. dirección izquierda	<b>Kasten/Kombi</b>	Furgón/ranchera familiar
<b>für Motornummer</b>	para motor nº	<b>Komponentennummer</b>	Nº de componente
<b>für Rechtslenker</b>	para vehíc. dirección a la derecha	<b>kurze Ausführung</b>	Modelo corto
<b>für Reifenabmessung</b>	para dimensión de neumáticos	<b>kurzer Radstand</b>	distancia corta entre ejes
<b>für verlängerten Radstand</b>	para distancia entre ejesprolongada	<b>L=</b>	Longitud [mm]
<b>Generischer Artikel</b>	Número de artículo genérico	<b>L2=</b>	Longitud 2 [mm]
<b>Geschlossen</b>	cerrada	<b>langer Radstand</b>	Distancia larga entre ejes
<b>GG</b>	Fundición gris	<b>Lochanzahl</b>	Número de orificios
<b>Groß Britanien</b>	Gran Bretaña	<b>Lochkreis-Ø [mm]</b>	corona de agujeros - Ø [mm]
		<b>luftgefederte Achse</b>	Eje con suspensión neumática
		<b>Made in</b>	País producción vehículo
		<b>mit Doppelbereifung</b>	con neumáticos gemelos
		<b>mit Einfachbereifung</b>	con neumáticos sencillos
		<b>mit Radbefestigungsbolzen</b>	con perno de sujeción de rueda
		<b>mittlerer Radstand</b>	distancia media entre ejes
		<b>Motorcode</b>	Código de motor
		<b>Multi-link Achse</b>	Eje multilink

# Technische Übersetzungen















Technical translations - Traducciones técnicas - Traductions techniques - Traduzioni tecniche

ES		ES	
<b>Nabenprofil</b>	Perfil del cubo	<b>ohne Leichtmetallfelge</b>	sin llantas de aleación ligera
<b>nicht für Behördenfahrzeuge</b>	no para veh. admon. pública	<b>Orga →</b>	nº de organización desde
<b>nicht für Doppelbereifung</b>	no para neumáticos gemelos	<b>Original ATE Kit</b>	Denominación adicional del artículo, Kit original ATE
<b>nicht für erhöhte Nutzlast</b>	no para carga útil aumentada	<b>Original ATE TopKit</b>	Denominación adicional del artículo, TopKit original ATE
<b>nicht für Fahrzeuge mit verstärkter Bremse</b>	no para vehículos con frenos reforzados	<b>passend für Felgengröße [Zoll]</b>	adecuado para tamaño llanta [inch]
<b>nicht für gepanzerte Fahrzeuge</b>	no para vehículos blindados	<b>Pritsche/ Fahrgestell</b>	Caja/Chasis
<b>nicht für heiße Klimazonen</b>	no para zonas con clima cálido	<b>Radbremszylinder</b>	Cilindro de freno de rueda
<b>nicht für Multi-link Achse</b>	no para eje multilink	<b>Radstand [mm]</b>	Distancia entre ejes [mm]
<b>nicht für Polizeifahrzeuge</b>	no para veh.policía	<b>Reparatur-satz, Auto-matische Nachstellung</b>	Juego de reparación, ajuste automático
<b>nicht für Radstand [mm]</b>	no para entre-ejes [mm]	<b>Republik Korea (Südkorea)</b>	Rep. Corea (Corea del Sur)
<b>nicht für verlängerten Radstand</b>	no para distancia entre ejes prolongada	<b>- RLG</b>	sin cojinete rueda
<b>nicht für Wohnmobile</b>	no para autocaravana	<b>- RZ</b>	sin cilindro de freno de rueda
<b>nur paarweise austauschen</b>	Reemplazar sólo por pares	<b>- RZR</b>	sin controlador incorporado
<b>Nutzlast [kg]</b>	Carga útil [kg]	<b>Satz</b>	Kit
<b>Nutzlast ab [kg]</b>	carga útil desde [kg]	<b>Schaltgetriebe</b>	Caja de cambios manual
<b>Nutzlast bis [kg]</b>	carga útil hasta [kg]	<b>Scheiben/ Trommel</b>	Discos/Tambor
<b>OE-Hersteller</b>		<b>Scheibenbremse</b>	Discos
<b>OE-Nummer</b>		<b>- SCS</b>	para vehículos sin SCS
<b>OE-Referenz</b>		<b>Seilzug, Feststellbremse</b>	Cable de accionamiento, freno de estacionamiento
<b>ohne Druckbolzen</b>	sin bulón de presión	<b>Slowakische Republik</b>	República eslovaca
		<b>Stahlfelge</b>	Llanta de acero
		<b>Starrachse</b>	Eje rígido
		<b>Textbaustein</b>	módulo de texto
		<b>Thailand</b>	Tailnadia
		<b>Trommelbremse</b>	Tambor



# Technische Übersetzungen

Technical translations - Traducciones técnicas - Traductions techniques - Traduzioni tecniche

ES		FR	
<b>TRW</b>	Sistema de frenos, Lucas / TRW		Tambour de frein
<b>Türenanzahl</b>	Número de puertas		
<b>Ungarn</b>	Hungría		Tirette à câble, frein de stationnement
<b>V</b>	ventilado		
<b>verstärkte Ausführung</b>	Versión reforzada		Jeu de mâchoires de frein, frein de stationnement
<b>VET →</b>	nº VET desde		Cylindre de roue
<b>Vollautomatik</b>	completamente automática		
<b>vormontiert</b>	premontado		Jeu de mâchoires de frein
<b>VW</b>	Sistema de frenos, Volkswagen		
<b>x</b>	Ancho [mm] H tamb. freno interna [mm]		arrière
<b>- Zub</b>	sin accesorios		Essieu arrière gauche
<b>Zubehörsatz, Bremsbacken</b>	Juego de accesorios, zapatas de freno		Essieu arrière droit
<b>Zubehörsatz, Feststellbremsbacken</b>	Juego de accesorios, zapatas de freno de estacionamiento		arrière gauche
<b>Ø</b>	Diámetro [mm] Diámetro de tambor Diámetro del cilindro del pistón [mm]		avant gauche
<b>→</b>	fecha de producción desde año construcción desde nº de chasis desde nº de motor desde		centre
<b>→</b>	fecha de producción hasta año construcción hasta nº de chasis hasta		arrière droite
<b>→Orga</b>	nº de organización hasta		avant droite
<b>→VET</b>	nº VET hasta		avant
		/	Cotes max.de rectification de tambour de frein [mm]
		<b>+ ABS</b>	pour véhicules avec système antibloccage pour ABS
		<b>+ ABS Ring</b>	avec bague ABS
		<b>+ AUT</b>	avec réglage automatique
		<b>+ ESP</b>	pour véhicules avec ESP
		<b>+ HEB</b>	avec levier
		<b>+ J</b>	Japon
		<b>+PR</b>	pour numéro PR
		<b>+ RLG</b>	avec roulement de roue
		<b>+ RZ</b>	avec cylindre de roue

# Technische Übersetzungen

Technical translations - Traducciones técnicas - Traductions techniques - Traduzioni tecniche

FR		FR	
<b>+ RZR</b>	avec régulateur intégré	<b>Brems-trommel</b>	Tambour de frein
<b>+ SCS</b>	pour véhicules avec SCS	<b>Bus</b>	Autobus/Autocar
<b>+ Zub</b>	avec accessoires	<b>DEL</b>	Système de freinage, Delco
<b>Abmessungen beachten</b>	Respecter les dimensions	<b>Durchmesser Aufnahme [mm]</b>	Diamètre réception [mm]
<b>- ABS</b>	pour véhicules sans système antiblo-cage pas pour ABS	<b>E</b>	E
<b>- ABS Ring</b>	sans bague ABS	<b>Easy Quick</b>	Designation d'article complémentaire, Easy Quick
<b>- AHK</b>	pour véhicules pour véhic. sans cinématique active/essieu ar	<b>- eFSB</b>	pour véhicules sans frein d'arrêt électronique
<b>AKE</b>	Système de freinage, Akebono	<b>Einzelteile siehe Stückliste</b>	pour composants voir liste
<b>ALU</b>	Aluminium	<b>- ESP</b>	pour véhicules sans ESP
<b>AP</b>	Système de freinage, AP Lockheed	<b>F</b>	F
<b>Artikelnummer des empfohlenen Zubehörs</b>	Référence de l'accessoire recommandé	<b>Felge Lochzahl</b>	Jante, nombre de trous
<b>- ASR</b>	pour véhicules sans ASR	<b>Felgenreöße [Zoll]</b>	Dimension de la jante [pouces]
<b>- AUT</b>	sans réglage automatique	<b>Frankreich</b>	France
<b>Automatikgetriebe</b>	Boîte automatique	<b>Frontantrieb</b>	Traction avant
<b>Baumuster</b>	Modèle type	<b>für Behördenfahrzeuge</b>	pour véhicules d'administration
<b>BDX</b>	Système de freinage, Bendix	<b>für Doppelbereifung</b>	pour pneus doubles
<b>Bördelform</b>	Forme du bord relevé	<b>für Einfachbereifung</b>	pour pneus simples
<b>BOS</b>	Système de freinage, Bosch	<b>für erhöhte Nutzlast</b>	pour charge utile surélevée
<b>Br.Tr.Höhe ges. [mm]</b>	Haut.tot.tamb.fr. [mm]	<b>für Fahrzeuge mit 3. Sitzreihe</b>	pour véhicules avec 3ième rangée de sièges
<b>Br.trommel-durchm.außen [mm]</b>	Diam. ext du tambour de frein [mm]	<b>für Fahrzeuge mit Aktivlenkung</b>	pour véhicules avec direction active
<b>Br.trommel-durchm.innen [Zoll]</b>	Diamètre int. tambour frein [pouce]	<b>für Fahrzeuge mit Bremskraftregler</b>	pour véhicules avec régulateur de freinage
<b>Brems-/Fahr dyn. Artikelbezug</b>	Lien d'article avec dynamique de freinage et de mouvement	<b>für Fahrzeuge mit Bremskraftverstärker</b>	pour véhicules avec dispositif d'assistance de frein
<b>Bremsbackensatz</b>	Jeu de mâchoires de frein		
<b>Bremsbackensatz, Feststellbremse</b>	Jeu de mâchoires de frein, frein de stationnement		



# Technische Übersetzungen

Technical translations - Traducciones técnicas - Traductions techniques - Traduzioni tecniche

FR		FR	
für Fahrzeuge mit Drehsitz	pour véhicules à siège tournant	für Fahrzeuge ohne Aktivlenkung	pour véhicules sans direction active
für Fahrzeuge mit elektronischer Bremskraftverteilung (EBD)	pour les véhicules avec répartiteur de freinage électronique	für Fahrzeuge ohne Anhängervorrichtung	pour véhicules sans attelage de remorque
für Fahrzeuge mit erhöhter Bodenfreiheit	pour véhicules avec garde au sol augmentée	für Fahrzeuge ohne Bremskraftregler	pour véhicules sans régulateur de freinage
für Fahrzeuge mit Klimaanlage	pour véhicules avec système de climatisation	für Fahrzeuge ohne Drehsitz	pour véhicules sans siège tournant
für Fahrzeuge mit Niveauregulierung	pour véhicules avec correcteur d'assiette	für Fahrzeuge ohne Klimaanlage	pour véhicules sans système de climatisation
für Fahrzeuge mit Scheibenbremse an der Hinterachse	pour véhicules avec frein à disques à l'essieu arrière	für Fahrzeuge ohne Niveauregulierung	pour véhicules sans correcteur d'assiette
für Fahrzeuge mit Schlechtwegausführung	pour véhicules préparés pour routes dégradées	für Fahrzeuge ohne Schlechtwegausführung	pour véhicules non-préparés pour routes dégradées
für Fahrzeuge mit Trommelbremse an der Hinterachse	pour véhicules avec frein à tambour à l'essieu arrière	für Fahrzeuge ohne Sportfahrwerk	pour véhicules sans châssis sportif
für Fahrzeuge mit verstärktem Fahrwerk	pour véhicules avec châssis renforcé	für Fahrzeuge ohne verstärktes Fahrwerk	pour véhicules sans châssis renforcé
für Fahrzeuge mit verstärkter Bremse	pour véhicules avec frein assisté	für Linkslenker	pour véhicules avec direction à gauche
für Fahrzeuge ohne 3. Sitzreihe	pour véhicules sans 3ième rangée de sièges	für Motornummer	pour code moteur
		für Rechtslenker	pour véhicules avec direction à droite
		für Reifenabmessung	pour dimension de pneu
		für verlängerten Radstand	pour empattement rallongé
		Generischer Artikel	Référence générique de l'article
		Geschlossen	Carrosserie couverte

# Technische Übersetzungen

Technical translations - Traducciones tecnicas - Traductions techniques - Traduzioni tecniche

FR		FR	
<b>GG</b>	Fonte grise	<b>Motorcode</b>	Code moteur
<b>Groß Britan-nien</b>	Grande-Bretagne	<b>Multi-link Achse</b>	Essieu multilink
<b>- HEB</b>	sans levier	<b>Nabenprofil</b>	Fixation de colonne de direction
<b>Informati-onsart</b>	Genre d'information	<b>nicht für Behörden-fahrzeuge</b>	pas pour véhicules de l'administration
<b>Innendurch-messer [mm]</b>	Diamètre intérieur [mm]	<b>nicht für Doppelberei-fung</b>	pas pour pneus doubles
<b>Innendurch-messer 1 [mm]</b>	Diamètre intérieur 1 [mm]	<b>nicht für erhöhte Nutz-last</b>	non pour charge utile surélevée
<b>Innendurch-messer 2 [mm]</b>	Diamètre intérieur 2 [mm]	<b>nicht für Fahrzeuge mit verstärkter Bremse</b>	pas pour véhicules avec frein assisté
<b>- J</b>	Japon	<b>nicht für gepanzerte Fahrzeuge</b>	pas pour véhicules blindés
<b>Japan</b>	Japon	<b>nicht für heiße Klima-zonen</b>	pas pour climat chaud
<b>Kasten</b>	Camionnette	<b>nicht für Multi-link Achse</b>	pas pour essieu multilink
<b>Kasten/ Kombi</b>	Camionnette/Break	<b>nicht für Poli-zeifahrzeuge</b>	pas pour voitures de police
<b>Komponen-tennummer</b>	Numéro de composant	<b>nicht für Radstand [mm]</b>	pas pour empattement [mm]
<b>kurze Ausführung</b>	Version courte	<b>nicht für verlängerten Radstand</b>	pas pour empattement rallongé
<b>kurzer Radstand</b>	Empattement court	<b>nicht für Wohnmobile</b>	pas pour camping-cars
<b>L=</b>	Longueur [mm]	<b>nur paar-weise austauschen</b>	Remplacement uniquement par paires
<b>L2=</b>	Longueur 2 [mm]	<b>Nutzlast [kg]</b>	Charge utile [kg]
<b>langer Radstand</b>	Empattement long	<b>Nutzlast ab [kg]</b>	Charge utile à partir de [kg]
<b>Lochanzahl</b>	Nombre de trous	<b>Nutzlast bis [kg]</b>	Charge utile jusqu'à [lb]
<b>Lochkreis-Ø [mm]</b>	Cercle de perçage -Ø [mm]	<b>OE-Hersteller</b>	
<b>luftgefederte Achse</b>	Essieu à ressorts pneumatiques	<b>OE-Nummer</b>	
<b>Made in</b>	Pays constructeur du véhicule		
<b>mit Doppel-bereifung</b>	avec pneus doubles		
<b>mit Einfach-bereifung</b>	avec pneus simples		
<b>mit Radbe-festigungs-bolzen</b>	avec boulon de fix° de roue		
<b>mittlerer Radstand</b>	Empattement moyen		

















# Technische Übersetzungen

Technical translations - Traducciones técnicas - Traductions techniques - Traduzioni tecniche

FR	FR
<b>OE-Referenz</b>	<b>Thailand</b> Thaïlande
<b>ohne Druckbolzen</b> sans boulon de pression	<b>Trommelbremse</b> Frein à tambour
<b>ohne Leichtmetallfelge</b> sans jante en alliage léger	<b>TRW</b> Système de freinage, Lucas / TRW
<b>Orga</b> → N° d'organisation à partir de	<b>Türenanzahl</b> Nombre de portes
<b>Original ATE Kit</b> Designation d'article complémentaire, Kit d'origine ATE	<b>Ungarn</b> Hongrie
<b>Original ATE TopKit</b> Designation d'article complémentaire, TopKit d'origine ATE	<b>V</b> ventilé
<b>passend für Felgengröße [Zoll]</b> va pour taille de jantes [pouces]	<b>verstärkte Ausführung</b> Version renforcée
<b>Pritsche/Fahrgestell</b> Camion plate-forme/Châssis	<b>VET</b> → Numéro VET à partir de
<b>Radbremzylinder</b> Cylindre de roue	<b>Vollautomatik</b> entièrement automatique
<b>Radstand [mm]</b> Empattement [mm]	<b>vormontiert</b> prémonté
<b>Reparatur-satz, Auto-matische Nachstellung</b> Kit de réparation, ajustage automatique	<b>VW</b> Système de freinage, Volkswagen
<b>Republik Korea (Südkorea)</b> République de Corée (Corée du Sud)	<b>x</b> Largeur [mm] Haut.int.tamb.fr. [mm]
<b>- RLG</b> sans roulement de roue	<b>- Zub</b> sans accessoires
<b>- RZ</b> sans cylindre de roue	<b>Zubehörsatz, Bremsbacken</b> Kit d'accessoires, mâchoire de frein
<b>- RZR</b> sans régulateur intégré	<b>Zubehörsatz, Feststellbremsbacken</b> Kit d'accessoires, mâchoires de frein de stationnement
<b>Satz</b> Jeu	<b>∅</b> Diamètre [mm] Diamètre de tambour Diamètre de piston de cylindre [mm]
<b>Schaltgetriebe</b> boîte de vitesses manuelle	→ Date de production à partir de Année à partir de N° de châssis à partir de N° de moteur de
<b>Scheiben/Trommel</b> Disques / tambour	→ Date de production jusqu'à Année jusqu'à N° de châssis jusqu'à
<b>Scheibenbremse</b> Frein à disque	→ <b>Orga</b> N° d'organisation jusqu'à
<b>- SCS</b> pour véhicules sans SCS	→ <b>VET</b> Numéro VET jusqu'à
<b>Seilzug, Feststellbremse</b> Tirette à câble, frein de stationnement	
<b>Slowakische Republik</b> République slovaque	
<b>Stahlfelge</b> Jante en acier	
<b>Starrachse</b> Essieu rigide	
<b>Textbaustein</b> module de texte	

# Technische Übersetzungen

Technical translations - Traducciones técnicas - Traductions techniques - Traduzioni tecniche

IT		IT	
	Tamburo freno	+ SCS	per veicoli con SCS
	Cavo comando, Freno stazionamento	+ Zub	con accessori
	Kit ganasce, Freno stazionamento	<b>Abmessungen beachten</b>	Osservare le misure
	Cilindretto freno	- ABS	per veicoli senza ABS Non per ABS
	Kit ganasce freno	- ABS Ring	senza anello sensore ABS
	posteriore	- AHK	per veicoli senza cinematica attiva assale posteriore
	Assale posteriore Sx	AKE	Sistema frenante, Akebono
	Assale posteriore Dx	ALU	Alluminio
	posteriore Sx	AP	Sistema frenante, AP Lockheed
	anteriore Sx	<b>Artikelnummer des empfohlenen Zubehörs</b>	N° articolo accessorio consigliato
	centro	- ASR	per veicoli senza ASR
	posteriore Dx	- AUT	senza regolazione automatica
	anteriore Dx	<b>Automatikgetriebe</b>	Trasmissione automatica
	anteriore	<b>Baumuster</b>	Modello
/	Misura max. scorrimento tamburo freno [mm]	<b>BDX</b>	Sistema frenante, Bendix
+ ABS	per veicoli con ABS per ABS	<b>Bördelform</b>	Forma bordatura
+ ABS Ring	con anello sensore ABS	<b>BOS</b>	Sistema frenante, Bosch
+ AUT	con regolazione automatica	<b>Br.Tr.Höhe ges. [mm]</b>	Altezza compl. tamb. freno [mm]
+ ESP	per veicoli con ESP	<b>Br.trommel-durchm.außen [mm]</b>	Diam. est. tamburo freno [mm]
+ HEB	con leva	<b>Br.trommel-durchm.innen [Zoll]</b>	Diam. int. tamburo freno [pollici]
+ J	Giappone	<b>Brems-/ Fahr dyn. Artikelbezug</b>	Dinamica frenata/guida. Riferim. articolo
+ PR	per N° PR	<b>Bremsbackensatz</b>	Kit ganasce freno
+ RLG	con cuscinetto ruota	<b>Bremsbackensatz, Feststellbremse</b>	Kit ganasce, Freno stazionamento
+ RZ	con cilindretto freno	<b>Brems-trommel</b>	Tamburo freno
+ RZR	con regolatore integrato		

# Technische Übersetzungen

Technical translations - Traducciones técnicas - Traductions techniques - Traduzioni tecniche

IT		IT	
<b>Bus</b>	Autobus	<b>für Fahrzeuge mit elektronischer Bremskraftverteilung (EBD)</b>	per veicoli con ripartizione elettronica frenata (EBD)
<b>DEL</b>	Sistema frenante, Delco	<b>für Fahrzeuge mit erhöhter Bodenfreiheit</b>	per veicoli con altezza da terra maggiorata
<b>Durchmesser Aufnahme [mm]</b>	Diametro sede [mm]	<b>für Fahrzeuge mit Klimaanlage</b>	per veicoli con aria condizionata
<b>E</b>	E	<b>für Fahrzeuge mit Niveauregulierung</b>	per veicoli con impianto correzione altezza
<b>Easy Quick</b>	Denominazione aggiuntiva dell'articolo, Easy Quick	<b>für Fahrzeuge mit Scheibenbremse an der Hinterachse</b>	per veicoli con freni a disco ad assale posteriore
<b>- eFSB</b>	per veicoli senza freno stazionamento elettronico	<b>für Fahrzeuge mit Schlechtwegausführung</b>	per veicoli con dotazione per strade dissestate
<b>Einzelteile siehe Stückliste</b>	per componenti, vd. lista pezzi	<b>für Fahrzeuge mit Trommelbremse an der Hinterachse</b>	per veicoli con freni a tamburo ad assale posteriore
<b>- ESP</b>	per veicoli senza ESP	<b>für Fahrzeuge mit verstärktem Fahrwerk</b>	per veicoli con autotelaio rinforzato
<b>F</b>	F	<b>für Fahrzeuge mit verstärkter Bremse</b>	per veicoli con freno rinforzato
<b>Felge Lochzahl</b>	Cerchione, N° fori	<b>für Fahrzeuge ohne 3. Sitzreihe</b>	per veicoli senza 3ª fila sedili
<b>Felgengröße [Zoll]</b>	Misura cerchione [pollici]	<b>für Fahrzeuge ohne Aktivlenkung</b>	per veicoli senza meccanismo sterzo attivo
<b>Frankreich</b>	Francia	<b>für Fahrzeuge mit Drehsitz</b>	per veicoli con sedile girevole
<b>Frontantrieb</b>	Trazione anteriore		
<b>für Behördenfahrzeuge</b>	per veicoli dell'amministrazione pubblica		
<b>für Doppelbereifung</b>	per pneumatici gemellati		
<b>für Einfachbereifung</b>	per pneumatici singoli		
<b>für erhöhte Nutzlast</b>	per elevata portata utile		
<b>für Fahrzeuge mit 3. Sitzreihe</b>	per veicoli con 3ª fila sedili		
<b>für Fahrzeuge mit Aktivlenkung</b>	per veicoli con meccanismo sterzo attivo		
<b>für Fahrzeuge mit Bremskraftregler</b>	per veicoli con modulatore frenata		
<b>für Fahrzeuge mit Bremskraftverstärker</b>	per veicoli con servofreno		
<b>für Fahrzeuge mit Drehsitz</b>	per veicoli con sedile girevole		

# Technische Übersetzungen

Technical translations - Traducciones técnicas - Traductions techniques - Traduzioni tecniche

IT		IT	
<b>für Fahrzeuge ohne Anhängavorrichtung</b>	per veicoli senza gancio traino	<b>- HEB</b>	senza leva
<b>für Fahrzeuge ohne Bremskraftregler</b>	per veicoli senza modulatore frenata	<b>Informati- onsart</b>	Tipo informazione
<b>für Fahrzeuge ohne Drehsitz</b>	per veicoli senza sedile girevole	<b>Innendurch- messer [mm]</b>	Diametro interno [mm]
<b>für Fahrzeuge ohne Klimaanlage</b>	per veicoli senza aria condizionata	<b>Innendurch- messer 1 [mm]</b>	Diametro interno 1 [mm]
<b>für Fahrzeuge ohne Niveauregu- lierung</b>	per veicoli senza impianto correzione altezza	<b>Innendurch- messer 2 [mm]</b>	Diametro interno 2 [mm]
<b>für Fahrzeuge ohne Schlechtwe- geausfüh- rung</b>	per veicoli senza dotazione per strade dissestate	<b>- J</b>	Giappone
<b>für Fahrzeuge ohne Sportfahr- werk</b>	per veicoli senza autotelaio sportivo	<b>Japan</b>	Giappone
<b>für Fahrzeuge ohne verstärktes Fahrwerk</b>	per veicoli senza autotelaio rinforzato	<b>Kasten</b>	Furgonato
<b>für Links- lenker</b>	per veicolo con guida a Sx	<b>Kasten/ Kombi</b>	Cassone / Furgonato / Promiscuo
<b>für Motor- nummer</b>	per n° motore	<b>Komponen- tennummer</b>	N° componente
<b>für Rechts- lenker</b>	per veicolo con guida a Dx	<b>kurze Ausführung</b>	Versione corta
<b>für Reifenab- messung</b>	per dimensioni pneumatici	<b>kurzer Radstand</b>	Passo ruote corto
<b>für verlän- gerten Radstand</b>	per passo allungato	<b>L=</b>	Lunghezza [mm]
<b>Generischer Artikel</b>	Numero generico dell'articolo	<b>L2=</b>	Lunghezza 2 [mm]
<b>Geschlossen</b>	Chiuso	<b>langer Radstand</b>	Passo ruote lungo
<b>GG</b>	Ghisa grigia	<b>Lochanzahl</b>	N° fori
<b>Groß Britan- nien</b>	Gran Bretagna	<b>Lochkreis-Ø [mm]</b>	Cerchio foro-Ø [mm]
		<b>luftgefederte Achse</b>	Assale a sospensione pneumatica
		<b>Made in</b>	Paese produzione veicolo
		<b>mit Doppel- bereifung</b>	con pneumatici gemellati
		<b>mit Einfach- bereifung</b>	con pneumatici singoli
		<b>mit Radbe- festigungs- bolzen</b>	con bullone fissaggio ruota
		<b>mittlerer Radstand</b>	Passo ruote medio
		<b>Motorcode</b>	Codice motore
		<b>Multi-link Achse</b>	Assale multilink





# Technische Übersetzungen

Technical translations - Traducciones técnicas - Traductions techniques - Traduzioni tecniche

IT		IT	
<b>Nabenprofil</b>	Profilo mozzo	<b>ohne Leichtmetallfelge</b>	senza cerchione in lega leggera
<b>nicht für Behördenfahrzeuge</b>	Non per veicoli dell'amministrazione pubbl.	<b>Orga →</b>	N° organizzazione da
<b>nicht für Doppelbereifung</b>	Non per pneumatici gemellati	<b>Original ATE Kit</b>	Denominazione aggiuntiva dell'articolo, Kit originali ATE
<b>nicht für erhöhte Nutzlast</b>	Non per elevata portata utile	<b>Original ATE TopKit</b>	Denominazione aggiuntiva dell'articolo, TopKit originali ATE
<b>nicht für Fahrzeuge mit verstärkter Bremse</b>	Non per veicoli con freno rinforzato	<b>passend für Felgengröße [Zoll]</b>	idoneo per misura cerchione [pollici]
<b>nicht für gepanzerte Fahrzeuge</b>	Non per veicoli corazzati	<b>Pritsche/ Fahrgestell</b>	Pianale piatto/Telaio
<b>nicht für heiße Klimazonen</b>	non per zone climatiche calde	<b>Radbremszylinder</b>	Cilindretto freno
<b>nicht für Multi-link Achse</b>	Non per assale multilink	<b>Radstand [mm]</b>	Passo ruote [mm]
<b>nicht für Polizeifahrzeuge</b>	Non per mezzi della polizia	<b>Reparatursatz, Automatische Nachstellung</b>	Kit riparazione, Registrazione automatica
<b>nicht für Radstand [mm]</b>	non per passo ruota [mm]	<b>Republik Korea (Südkorea)</b>	Repubblica di Corea(Corea del Sud)
<b>nicht für verlängerten Radstand</b>	Non per passo allungato	<b>- RLG</b>	senza cuscinetto ruota
<b>nicht für Wohnmobile</b>	Non per camper	<b>- RZ</b>	senza cilindretto freno
<b>nur paarweise austauschen</b>	da sostituire solo in coppia	<b>- RZR</b>	senza regolatore integrato
<b>Nutzlast [kg]</b>	Portatautile [kg]	<b>Satz</b>	Serie / Kit
<b>Nutzlast ab [kg]</b>	Portata utile da [kg]	<b>Schaltgetriebe</b>	Cambio manuale
<b>Nutzlast bis [kg]</b>	Portata utile fino a [kg]	<b>Scheiben/ Trommel</b>	Disco /Tamburo
<b>OE-Hersteller</b>		<b>Scheibenbremse</b>	Freno a disco
<b>OE-Nummer</b>		<b>- SCS</b>	per veicoli senza SCS
<b>OE-Referenz</b>		<b>Seilzug, Feststellbremse</b>	Cavo comando, Freno stazionamento
<b>ohne Druckbolzen</b>	senza perno di spinta	<b>Slowakische Republik</b>	Repubblica slovacca
		<b>Stahlfelge</b>	Cerchione in acciaio
		<b>Starrachse</b>	Assale rigido
		<b>Textbaustein</b>	
		<b>Thailand</b>	Tailandia
		<b>Trommelbremse</b>	Freno a tamburo

# Technische Übersetzungen

Technical translations - Traducciones técnicas - Traductions techniques - Traduzioni tecniche

IT	
<b>TRW</b>	Sistema frenante, Lucas / TRW
<b>Türenanzahl</b>	N° portiere
<b>Ungarn</b>	Ungheria
<b>V</b>	ventilato
<b>verstärkte Ausführung</b>	Versione rinforzata
<b>VET →</b>	N° VET da
<b>Vollautomatik</b>	Interamente automatizzato
<b>vormontiert</b>	premontato
<b>VW</b>	Sistema frenante, Volkswagen
<b>x</b>	Larghezza [mm] Altezza interna tamb. freno [mm]
<b>- Zub</b>	senza accessori
<b>Zubehörsatz, Bremsbacken</b>	Kit accessori, Ganasce freno
<b>Zubehörsatz, Feststellbremsbacken</b>	Kit accessori, Ganasce freno stazionamento
<b>Ø</b>	Diametro [mm] Diametro tamburo Diametro pistone cilindro [mm]
<b>→</b>	Data di produzione da Anno da N° telaio da N° motore da
<b>→</b>	Data di produzione fino a Anno fino a N° telaio fino a
<b>→Orga</b>	N° organizzazione fino a
<b>→VET</b>	N° VET fino a

ATE – A Trademark of the  
Continental Corporation

**Continental Aftermarket GmbH**

Guerickestraße 7  
D-60488 Frankfurt am Main  
Tel. +49 (0) 69 7603-1  
Fax +49 (0) 69 761061

[www.ate.de](http://www.ate.de)

**Continental Automotive Trading  
Italia S.r.l.**

Segmento IAM – ATE  
Via Matteotti, 62  
I-20092 Cinisello Balsamo (MI)  
Tel. +39 02 35680 1  
Fax +39 02 35680 325  
E-Mail: [info.consumatori@continental-corporation.com](mailto:info.consumatori@continental-corporation.com)

[www.ate-freni.it](http://www.ate-freni.it)

**Continental Automotive France SAS**

1 rue de Clairefontaine  
F-78120 Rambouillet  
Tél. +33 (0)1 34 44 10 30  
Fax +33 (0)1 34 57 40 72  
E-Mail: [07GYFMate-technique@continental-corporation.com](mailto:07GYFMate-technique@continental-corporation.com)

[www.ate-freinage.fr](http://www.ate-freinage.fr)

**Continental Automotive Spain, S.A.**

C/ Sepúlveda, 11  
E-28108 Alcobendas (Madrid)  
Phone +34 (0) 657 21 21  
Fax +34 (0)91 657 21 49

[www.frenos-ate.es](http://www.frenos-ate.es)